

# Montreal Expos - 1981

| Batter  | 1   | 2                                | 3                            | 4                               | 5                            | 6                               | 7                            | 8                               | 9                            | AB                              | R                            | H                               | RBI                          | BB                              | SO                           | LOB                             | TOP   |                                   |                                    |                 |             |
|---|---|----------------------------------|------------------------------|---------------------------------|------------------------------|---------------------------------|------------------------------|---------------------------------|------------------------------|---------------------------------|------------------------------|---------------------------------|------------------------------|---------------------------------|------------------------------|---------------------------------|---|-----------------------------------|------------------------------------|-----------------|-------------|
| Tim Raines, S<br>OBP: 0.400, SLG: 0.250<br>(1, 7)   |   |                                  |                              |                                 |                              |                                 |                              |                                 |                              | 4                               | 2                            | 1                               | 0                            | 1                               | 0                            | 5                               | <b>Montreal Expos @ Pittsburgh Pirates</b><br>Three Rivers Stadium, Pittsburgh, PA<br>Thu Apr 09 1981, 3:33 AM EST<br>Att: 40,332 - Unknown |                                   |                                    |                 |             |
| Rodney Scott, S<br>Tim Wallach, R<br>Woodie Fryman, R<br>(1, 4)<br>(8, PH)<br>(8, 1)  |   |                                  |                              |                                 |                              |                                 |                              |                                 |                              | 3                               | 1                            | 0                               | 0                            | 0                               | 0                            | 0                               |   |                                   |                                    |                 |             |
| Andre Dawson, R<br>OBP: 0.800, SLG: 1.333<br>(1, 8)   |   |                                  |                              |                                 |                              |                                 |                              |                                 |                              | 3                               | 1                            | 3                               | 1                            | 0                               | 0                            | 0                               |   |                                   |                                    |                 |             |
| Ellis Valentine, R<br>OBP: 0.200, SLG: 0.200<br>(1, 9)  |   |                                  |                              |                                 |                              |                                 |                              |                                 |                              | 5                               | 0                            | 1                               | 0                            | 0                               | 0                            | 3                               |   |                                   |                                    |                 |             |
| Gary Carter, R<br>OBP: 0.400, SLG: 0.400<br>(1, 2)  |   |                                  |                              |                                 |                              |                                 |                              |                                 |                              | 5                               | 0                            | 2                               | 1                            | 0                               | 2                            | 3                               |   |                                   |                                    |                 |             |
| Larry Parrish, R<br>OBP: 0.200, SLG: 0.200<br>(1, 5)  |   |                                  |                              |                                 |                              |                                 |                              |                                 |                              | 5                               | 1                            | 1                               | 0                            | 0                               | 1                            | 5                               |   |                                   |                                    |                 |             |
| Warren Cromartie, L<br>OBP: 0.600, SLG: 0.750<br>(1, 3)   |   |                                  |                              |                                 |                              |                                 |                              |                                 |                              | 4                               | 1                            | 2                               | 0                            | 1                               | 0                            | 0                               |   |                                   |                                    |                 |             |
| Chris Speier, R<br>OBP: 0.200, SLG: 0.200<br>(1, 6)   |   |                                  |                              |                                 |                              |                                 |                              |                                 |                              | 5                               | 0                            | 1                               | 1                            | 0                               | 0                            | 2                               |   |                                   |                                    |                 |             |
| Steve Rogers, R<br>OBP: 0.500, SLG: 0.500<br>Willie Montanez, L<br>Stan Bahnsen, R<br>Jerry White, S<br>Jerry Manuel, S<br>(1, 1)<br>(6, PH)<br>(6, 1)<br>(8, PH)<br>(8, 4) |   |                                  |                              |                                 |                              |                                 |                              |                                 |                              | 2                               | 0                            | 1                               | 0                            | 0                               | 0                            | 0                               |   |                                   |                                    |                 |             |
| <b>Inning Stats</b>   | R: 1<br>E: 0<br>K: 2<br>S: 9  | H: 2<br>LOB: 2<br>BB: 1<br>P: 13 | R: 0<br>E: 0<br>K: 0<br>S: 3 | H: 0<br>LOB: 0<br>BB: 0<br>P: 3 | R: 2<br>E: 1<br>K: 0<br>S: 5 | H: 1<br>LOB: 0<br>BB: 0<br>P: 5 | R: 1<br>E: 0<br>K: 0<br>S: 5 | H: 3<br>LOB: 1<br>BB: 0<br>P: 5 | R: 0<br>E: 0<br>K: 1<br>S: 5 | H: 0<br>LOB: 1<br>BB: 0<br>P: 6 | R: 0<br>E: 0<br>K: 0<br>S: 5 | H: 2<br>LOB: 2<br>BB: 0<br>P: 5 | R: 1<br>E: 0<br>K: 0<br>S: 5 | H: 2<br>LOB: 1<br>BB: 0<br>P: 5 | R: 1<br>E: 0<br>K: 0<br>S: 5 | H: 3<br>LOB: 2<br>BB: 1<br>P: 9 |   | 1B: 12<br>2B: 2<br>3B: 0<br>HR: 0 | SF: 1<br>SAC: 0<br>DP: 1<br>HBP: 1 | WP: 2<br>PA: 44 |             |
| <b>PITCHER</b>  | IP<br>WLS<br>BF<br>H<br>R<br>ER<br>SO<br>BB<br>IBB<br>HBP<br>BLK<br>WP<br>HR<br>S<br>P<br>ERA<br>WHIP | 7.0<br>3.86                      | 0.0<br>1.0<br>1.0<br>L       | 0.0<br>1.0<br>1.0<br>L          | 0.0<br>1.0<br>1.0<br>L       | 0.0<br>1.0<br>1.0<br>L          | 0.0<br>1.0<br>1.0<br>L       | 0.0<br>1.0<br>1.0<br>L          | 0.0<br>1.0<br>1.0<br>L       | 0.0<br>1.0<br>1.0<br>L          | 0.0<br>1.0<br>1.0<br>L       | 0.0<br>1.0<br>1.0<br>L          | 0.0<br>1.0<br>1.0<br>L       | 0.0<br>1.0<br>1.0<br>L          | 0.0<br>1.0<br>1.0<br>L       | 0.0<br>1.0<br>1.0<br>L          | 3.86<br>1.429   | ∞<br>∞                            | 0.00<br>1.000                      | 9.00<br>3.000   | ERA<br>WHIP |

|     |    |
|-----|----|
| AB  | 39 |
| R   | 6  |
| H   | 14 |
| RBI | 4  |
| BB  | 2  |
| SO  | 3  |
| LOB | 19 |



| Batter  | 1   | 2                                | 3                            | 4                               | 5                            | 6                               | 7                            | 8                               | 9                            | AB                              | R                            | H                               | RBI                          | BB                              | SO                           | LOB                             | BOTTOM  |                                  |                                    |                 |             |
|---|---|----------------------------------|------------------------------|---------------------------------|------------------------------|---------------------------------|------------------------------|---------------------------------|------------------------------|---------------------------------|------------------------------|---------------------------------|------------------------------|---------------------------------|------------------------------|---------------------------------|---|----------------------------------|------------------------------------|-----------------|-------------|
| Omar Moreno, L<br>OBP: 0.250, SLG: 0.250<br>(1, 8)  |   |                                  |                              |                                 |                              |                                 |                              |                                 |                              | 4                               | 1                            | 1                               | 0                            | 0                               | 0                            | 1                               | <b>Montreal Expos @ Pittsburgh Pirates</b><br>Three Rivers Stadium, Pittsburgh, PA<br>Thu Apr 09 1981, 3:33 AM EST<br>Att: 40,332 - Unknown |                                  |                                    |                 |             |
| Tim Foli, R<br>(1, 6)   |   |                                  |                              |                                 |                              |                                 |                              |                                 |                              | 4                               | 0                            | 0                               | 0                            | 0                               | 0                            | 2                               |   |                                  |                                    |                 |             |
| Dave Parker, L<br>(1, 9)  |   |                                  |                              |                                 |                              |                                 |                              |                                 |                              | 4                               | 0                            | 0                               | 0                            | 0                               | 0                            | 1                               |   |                                  |                                    |                 |             |
| Jason Thompson, L<br>Bill Robinson, R<br>(1, 3)<br>(8, PH)<br>(9, 3)  |   |                                  |                              |                                 |                              |                                 |                              |                                 |                              | 2                               | 1                            | 0                               | 0                            | 1                               | 0                            | 0                               |   |                                  |                                    |                 |             |
| Mike Easter, L<br>OBP: 0.500, SLG: 0.500<br>(1, 7)  |   |                                  |                              |                                 |                              |                                 |                              |                                 |                              | 4                               | 2                            | 2                               | 1                            | 0                               | 0                            | 0                               |   |                                  |                                    |                 |             |
| Bill Madlock, R<br>OBP: 0.500, SLG: 0.750<br>(1, 5)   |   |                                  |                              |                                 |                              |                                 |                              |                                 |                              | 4                               | 1                            | 2                               | 2                            | 0                               | 1                            | 0                               |   |                                  |                                    |                 |             |
| Dale Berra, R<br>Willie Stargell, L<br>(1, 4)<br>(9, PH)  |   |                                  |                              |                                 |                              |                                 |                              |                                 |                              | 3                               | 0                            | 2                               | 2                            | 0                               | 0                            | 0                               |   |                                  |                                    |                 |             |
| Steve Nicosia, R<br>Lee Lacy, R<br>(1, 2)<br>(9, PH)  |   |                                  |                              |                                 |                              |                                 |                              |                                 |                              | 3                               | 0                            | 0                               | 0                            | 0                               | 0                            | 3                               |   |                                  |                                    |                 |             |
| Jim Bibby, R<br>John Milner, L<br>Enrique Romo, R<br>Grant Jackson, S<br>Kent Tekulve, R<br>(1, 1)<br>(7, PH)<br>(8, 1)<br>(8, 1)<br>(9, 1) |   |                                  |                              |                                 |                              |                                 |                              |                                 |                              | 2                               | 0                            | 1                               | 0                            | 0                               | 0                            | 0                               |   |                                  |                                    |                 |             |
| <b>Inning Stats</b>   | R: 4<br>E: 0<br>K: 0<br>S: 7  | H: 4<br>LOB: 1<br>BB: 1<br>P: 11 | R: 0<br>E: 0<br>K: 0<br>S: 3 | H: 1<br>LOB: 0<br>BB: 0<br>P: 3 | R: 1<br>E: 0<br>K: 0<br>S: 6 | H: 3<br>LOB: 2<br>BB: 0<br>P: 6 | R: 0<br>E: 0<br>K: 0<br>S: 3 | H: 0<br>LOB: 0<br>BB: 0<br>P: 3 | R: 0<br>E: 0<br>K: 0<br>S: 3 | H: 0<br>LOB: 0<br>BB: 0<br>P: 3 | R: 0<br>E: 0<br>K: 0<br>S: 3 | H: 0<br>LOB: 0<br>BB: 0<br>P: 3 | R: 0<br>E: 0<br>K: 1<br>S: 5 | H: 0<br>LOB: 0<br>BB: 0<br>P: 5 | R: 0<br>E: 0<br>K: 0<br>S: 5 | H: 0<br>LOB: 0<br>BB: 0<br>P: 5 |   | 1B: 6<br>2B: 2<br>3B: 0<br>HR: 0 | SF: 0<br>SAC: 0<br>DP: 1<br>HBP: 0 | WP: 1<br>PA: 35 |             |
| <b>PITCHER</b>  | IP<br>WLS<br>BF<br>H<br>R<br>ER<br>SO<br>BB<br>IBB<br>HBP<br>BLK<br>WP<br>HR<br>S<br>P<br>ERA<br>WHIP | 5.0<br>9.0                       | 2.0<br>6.0                   | 0.0<br>0.0                      | 0.0<br>0.0                   | 0.0<br>0.0                      | 0.0<br>0.0                   | 0.0<br>0.0                      | 0.0<br>0.0                   | 0.0<br>0.0                      | 0.0<br>0.0                   | 0.0<br>0.0                      | 0.0<br>0.0                   | 0.0<br>0.0                      | 0.0<br>0.0                   | 0.0<br>0.0                      | 9.00<br>1.800   | 0.00<br>0.000                    | 0.00<br>0.000                      | 0.00<br>0.000   | ERA<br>WHIP |





| Batter   | 1   | 2                               | 3                            | 4                               | 5                            | 6                               | 7                            | 8                               | 9                            | AB                              | R                            | H                               | RBI                          | BB                              | SO                           | LOB                             | TOP  |                                    |                         |        |
|--|---|---------------------------------|------------------------------|---------------------------------|------------------------------|---------------------------------|------------------------------|---------------------------------|------------------------------|---------------------------------|------------------------------|---------------------------------|------------------------------|---------------------------------|------------------------------|---------------------------------|--|------------------------------------|-------------------------|--------|
| Tim Raines, S (1,7)<br>OBP: 0.444, SLG: 0.625        |   |                                 |                              |                                 |                              |                                 |                              |                                 |                              | 4                               | 1                            | 2                               | 1                            | 0                               | 0                            | 1                               | <b>Montreal Expos @ Pittsburgh Pirates</b><br>Three Rivers Stadium, Pittsburgh, PA<br>Sun Apr 12 1981, 3:33 AM EST<br>Att: 8,430 - Unknown |                                    |                         |        |
| Rodney Scott, S (1,4)                                |   |                                 |                              |                                 |                              |                                 |                              |                                 |                              | 4                               | 0                            | 0                               | 0                            | 0                               | 1                            |                                 |  |                                    |                         |        |
| Andre Dawson, R (1,8)<br>OBP: 0.667, SLG: 0.857      |   |                                 |                              |                                 |                              |                                 |                              |                                 |                              | 4                               | 0                            | 2                               | 1                            | 0                               | 0                            | 0                               |  |                                    |                         |        |
| Ellis Valentine, R (1,9)<br>OBP: 0.222, SLG: 0.222   |   |                                 |                              |                                 |                              |                                 |                              |                                 |                              | 4                               | 0                            | 1                               | 0                            | 0                               | 1                            | 0                               |  |                                    |                         |        |
| Gary Carter, R (1,2)<br>OBP: 0.333, SLG: 0.333       |   |                                 |                              |                                 |                              |                                 |                              |                                 |                              | 4                               | 1                            | 1                               | 0                            | 0                               | 0                            | 2                               |  |                                    |                         |        |
| Larry Parrish, R (1,5)<br>OBP: 0.333, SLG: 0.333     |   |                                 |                              |                                 |                              |                                 |                              |                                 |                              | 4                               | 0                            | 2                               | 0                            | 0                               | 0                            | 2                               |  |                                    |                         |        |
| Warren Cromartie, L (1,3)<br>OBP: 0.444, SLG: 0.500  |   |                                 |                              |                                 |                              |                                 |                              |                                 |                              | 4                               | 0                            | 1                               | 0                            | 0                               | 0                            | 1                               |  |                                    |                         |        |
| Chris Speier, R (1,6)<br>OBP: 0.125, SLG: 0.125      |   |                                 |                              |                                 |                              |                                 |                              |                                 |                              | 3                               | 0                            | 0                               | 0                            | 0                               | 0                            | 3                               |  |                                    |                         |        |
| Rowland Office, L (9, PH)<br>OBP: 1.000, SLG: 1.000  |   |                                 |                              |                                 |                              |                                 |                              |                                 |                              | 1                               | 0                            | 1                               | 0                            | 0                               | 0                            | 0                               |  |                                    |                         |        |
| Jerry Manuel, S (9, FR)                              |   |                                 |                              |                                 |                              |                                 |                              |                                 |                              | 0                               | 0                            | 0                               | 0                            | 0                               | 0                            | 0                               |  |                                    |                         |        |
| Ray Burris, R (1,1)<br>OBP: 0.500, SLG: 0.500        |   |                                 |                              |                                 |                              |                                 |                              |                                 |                              | 2                               | 0                            | 1                               | 0                            | 0                               | 1                            | 0                               |  |                                    |                         |        |
| Jerry White, S (7, PH)<br>OBP: 0.500, SLG: 0.500     |   |                                 |                              |                                 |                              |                                 |                              |                                 |                              | 1                               | 0                            | 0                               | 0                            | 0                               | 0                            | 3                               |  |                                    |                         |        |
| Stan Bahnsen, R (7,1)                                |   |                                 |                              |                                 |                              |                                 |                              |                                 |                              | 0                               | 0                            | 0                               | 0                            | 0                               | 0                            | 0                               |  |                                    |                         |        |
| Bill Lee, L (8,1)                                    |   |                                 |                              |                                 |                              |                                 |                              |                                 |                              | 0                               | 0                            | 0                               | 0                            | 0                               | 0                            | 0                               |  |                                    |                         |        |
| Willie Montanez, L (9, PH)<br>OBP: 0.500, SLG: 0.500 |   |                                 |                              |                                 |                              |                                 |                              |                                 |                              | 1                               | 0                            | 0                               | 0                            | 0                               | 1                            | 2                               |  |                                    |                         |        |
| <b>Inning Stats</b>                                  | R: 1<br>E: 0<br>K: 0<br>S: 6                          | H: 3<br>LOB: 2<br>BB: 0<br>P: 6 | R: 0<br>E: 0<br>K: 0<br>S: 4 | H: 1<br>LOB: 1<br>BB: 0<br>P: 4 | R: 0<br>E: 0<br>K: 1<br>S: 5 | H: 0<br>LOB: 0<br>BB: 0<br>P: 5 | R: 0<br>E: 0<br>K: 0<br>S: 3 | H: 0<br>LOB: 0<br>BB: 0<br>P: 3 | R: 0<br>E: 0<br>K: 0<br>S: 5 | H: 1<br>LOB: 0<br>BB: 0<br>P: 3 | R: 1<br>E: 0<br>K: 0<br>S: 6 | H: 4<br>LOB: 2<br>BB: 0<br>P: 6 | R: 0<br>E: 0<br>K: 1<br>S: 5 | H: 0<br>LOB: 0<br>BB: 0<br>P: 5 | R: 0<br>E: 0<br>K: 1<br>S: 7 | H: 2<br>LOB: 2<br>BB: 0<br>P: 7 | 1B: 10<br>2B: 0<br>3B: 1<br>HR: 0  | SF: 0<br>SAC: 0<br>DP: 0<br>HBP: 0 | WP: 0<br>PB: 0<br>CS: 0 | PA: 36 |
| <b>PITCHER</b>                                       | IP WLS BF H R ER SO BB IBB HBP BLK WP HR S P ERA WHIP |                                 |                              |                                 |                              |                                 |                              |                                 |                              |                                 |                              |                                 |                              |                                 |                              |                                 |  |                                    |                         |        |
| Rick Rhoden, R (1,1)<br>ERA: 3.0                     | 6.0 W 25 8 2 2 2 0 0 0 0 0 0 29 29 3.00 1.333         |                                 |                              |                                 |                              |                                 |                              |                                 |                              |                                 |                              |                                 |                              |                                 |                              |                                 |  |                                    |                         |        |
| Enrique Romo, R (7,1)<br>ERA: 3.0                    | 3.0 S 11 3 0 0 2 0 0 0 0 0 0 0 15 15 0.00 1.000       |                                 |                              |                                 |                              |                                 |                              |                                 |                              |                                 |                              |                                 |                              |                                 |                              |                                 |  |                                    |                         |        |

|     |    |
|-----|----|
| AB  | 36 |
| R   | 2  |
| H   | 11 |
| RBI | 2  |
| BB  | 0  |
| SO  | 4  |
| LOB | 15 |



| Batter  | 1   | 2                               | 3                            | 4                               | 5                            | 6                               | 7                            | 8                               | 9                            | AB                              | R                            | H                               | RBI                          | BB                              | SO                           | LOB                             | BOTTOM   |                                    |                         |        |
|---|---|---------------------------------|------------------------------|---------------------------------|------------------------------|---------------------------------|------------------------------|---------------------------------|------------------------------|---------------------------------|------------------------------|---------------------------------|------------------------------|---------------------------------|------------------------------|---------------------------------|--|------------------------------------|-------------------------|--------|
| Omar Moreno, L (1,8)<br>OBP: 0.125, SLG: 0.125    |   |                                 |                              |                                 |                              |                                 |                              |                                 |                              | 4                               | 0                            | 0                               | 0                            | 0                               | 0                            | 3                               | <b>Montreal Expos @ Pittsburgh Pirates</b><br>Three Rivers Stadium, Pittsburgh, PA<br>Sun Apr 12 1981, 3:33 AM EST<br>Att: 8,430 - Unknown |                                    |                         |        |
| Tim Foli, R (1,6)<br>OBP: 0.125, SLG: 0.125       |   |                                 |                              |                                 |                              |                                 |                              |                                 |                              | 4                               | 0                            | 1                               | 1                            | 0                               | 0                            | 0                               |  |                                    |                         |        |
| Dave Parker, L (1,9)<br>OBP: 0.375, SLG: 0.750    |   |                                 |                              |                                 |                              |                                 |                              |                                 |                              | 4                               | 1                            | 3                               | 1                            | 0                               | 0                            | 1                               |  |                                    |                         |        |
| Jason Thompson, L (1,3)<br>OBP: 0.286, SLG: 0.667 |   |                                 |                              |                                 |                              |                                 |                              |                                 |                              | 4                               | 1                            | 1                               | 1                            | 0                               | 0                            | 2                               |  |                                    |                         |        |
| Mike Easter, L (1,7)<br>OBP: 0.375, SLG: 0.286    |   |                                 |                              |                                 |                              |                                 |                              |                                 |                              | 3                               | 0                            | 0                               | 0                            | 1                               | 0                            | 1                               |  |                                    |                         |        |
| Bill Madlock, R (1,5)<br>OBP: 0.286, SLG: 0.429   |   |                                 |                              |                                 |                              |                                 |                              |                                 |                              | 3                               | 0                            | 0                               | 0                            | 0                               | 0                            | 1                               |  |                                    |                         |        |
| Dale Berra, R (1,4)<br>OBP: 0.600, SLG: 0.600     |   |                                 |                              |                                 |                              |                                 |                              |                                 |                              | 2                               | 0                            | 0                               | 0                            | 0                               | 1                            | 1                               |  |                                    |                         |        |
| John Milner, L (7, PH)<br>OBP: 0.500, SLG: 0.500  |   |                                 |                              |                                 |                              |                                 |                              |                                 |                              | 1                               | 0                            | 1                               | 0                            | 0                               | 0                            | 0                               |  |                                    |                         |        |
| Vance Law, R (7, FR)                              |   |                                 |                              |                                 |                              |                                 |                              |                                 |                              | 0                               | 0                            | 0                               | 0                            | 0                               | 0                            | 0                               |  |                                    |                         |        |
| Steve Nicosia, R (1,2)                            |   |                                 |                              |                                 |                              |                                 |                              |                                 |                              | 2                               | 1                            | 0                               | 0                            | 1                               | 1                            | 2                               |  |                                    |                         |        |
| Rick Rhoden, R (1,1)<br>Enrique Romo, R (7,1)     |   |                                 |                              |                                 |                              |                                 |                              |                                 |                              | 1                               | 0                            | 0                               | 0                            | 0                               | 0                            | 0                               |  |                                    |                         |        |
|   |   |                                 |                              |                                 |                              |                                 |                              |                                 |                              | 1                               | 0                            | 0                               | 0                            | 0                               | 1                            | 2                               |  |                                    |                         |        |
| <b>Inning Stats</b>                               | R: 0<br>E: 0<br>K: 0<br>S: 4                          | H: 1<br>LOB: 1<br>BB: 0<br>P: 4 | R: 0<br>E: 0<br>K: 0<br>S: 3 | H: 0<br>LOB: 1<br>BB: 1<br>P: 7 | R: 0<br>E: 0<br>K: 0<br>S: 3 | H: 0<br>LOB: 0<br>BB: 0<br>P: 3 | R: 2<br>E: 0<br>K: 1<br>S: 7 | H: 2<br>LOB: 0<br>BB: 0<br>P: 7 | R: 1<br>E: 0<br>K: 0<br>S: 4 | H: 1<br>LOB: 1<br>BB: 1<br>P: 8 | R: 0<br>E: 0<br>K: 0<br>S: 3 | H: 0<br>LOB: 0<br>BB: 0<br>P: 3 | R: 0<br>E: 0<br>K: 2<br>S: 8 | H: 1<br>LOB: 2<br>BB: 0<br>P: 8 | R: 0<br>E: 0<br>K: 0<br>S: 4 | H: 1<br>LOB: 1<br>BB: 0<br>P: 4 | 1B: 4<br>2B: 0<br>3B: 0<br>HR: 2   | SF: 0<br>SAC: 1<br>DP: 0<br>HBP: 0 | WP: 0<br>PB: 0<br>CS: 0 | PA: 32 |
| <b>PITCHER</b>                                    | IP WLS BF H R ER SO BB IBB HBP BLK WP HR S P ERA WHIP |                                 |                              |                                 |                              |                                 |                              |                                 |                              |                                 |                              |                                 |                              |                                 |                              |                                 |  |                                    |                         |        |
| Ray Burris, R (1,1)<br>ERA: 4.5                   | 6.0 L 24 4 3 3 1 2 0 0 0 0 0 0 24 32 4.50 1.000       |                                 |                              |                                 |                              |                                 |                              |                                 |                              |                                 |                              |                                 |                              |                                 |                              |                                 |  |                                    |                         |        |
| Stan Bahnsen, R (7,1)<br>ERA:                     | 1.1 5 1 0 0 2 0 0 0 0 0 0 0 9 9 0.00 0.750            |                                 |                              |                                 |                              |                                 |                              |                                 |                              |                                 |                              |                                 |                              |                                 |                              |                                 |  |                                    |                         |        |
| Bill Lee, L (8,1)<br>ERA:                         | 0.2 3 1 0 0 0 0 0 0 0 0 0 0 3 3 0.00 1.500            |                                 |                              |                                 |                              |                                 |                              |                                 |                              |                                 |                              |                                 |                              |                                 |                              |                                 |  |                                    |                         |        |

|     |    |
|-----|----|
| AB  | 29 |
| R   | 3  |
| H   | 6  |
| RBI | 3  |
| BB  | 2  |
| SO  | 3  |
| LOB | 13 |





| Batter                                       | 1                            | 2                               | 3                            | 4                               | 5                            | 6                               | 7                            | 8                               | 9                            | AB                              | R                            | H                               | RBI                          | BB                              | SO                           | LOB                             | TOP   |                                 |                                  |                                    |                                  |        |  |  |  |  |  |
|--|------------------------------|---------------------------------|------------------------------|---------------------------------|------------------------------|---------------------------------|------------------------------|---------------------------------|------------------------------|---------------------------------|------------------------------|---------------------------------|------------------------------|---------------------------------|------------------------------|---------------------------------|---|---------------------------------|----------------------------------|------------------------------------|----------------------------------|--------|--|--|--|--|--|
| Ivan De Jesus, R<br>OBP: 0.200, SLG: 0.200   | F9                           |                                 | F9                           |                                 | 6-3                          |                                 | E5                           |                                 |                              | 4                               | 0                            | 0                               | 0                            | 0                               | 0                            | 3                               | <b>Chicago Cubs @ Montreal Expos</b><br>Olympic Stadium, Montreal, QB<br>Wed Apr 15 1981, 3:33 AM EST<br>Att: 30,003 - Sunny - 31 F |                                 |                                  |                                    |                                  |        |  |  |  |  |  |
| Joe Strain, R<br>OBP: 0.533, SLG: 0.364      | HBP                          |                                 |                              | 1B                              | 1B                           |                                 | K                            |                                 |                              | 2                               | 1                            | 1                               | 1                            | 1                               | 1                            | 2                               |   |                                 |                                  |                                    |                                  |        |  |  |  |  |  |
| Bill Buckner, L<br>OBP: 0.188, SLG: 0.133    | G6-3                         |                                 |                              | 1B                              | G6-3                         |                                 | P4                           |                                 |                              | 4                               | 0                            | 1                               | 0                            | 0                               | 0                            | 4                               |   |                                 |                                  |                                    |                                  |        |  |  |  |  |  |
| Steve Henderson, R<br>OBP: 0.563, SLG: 0.545 |                              | K                               |                              | E8                              |                              |                                 |                              | L9                              |                              | 2                               | 1                            | 1                               | 1                            | 2                               | 1                            | 0                               |   |                                 |                                  |                                    |                                  |        |  |  |  |  |  |
| Leon Durham, L<br>OBP: 0.188, SLG: 0.071     | K                            |                                 | FC1-2-5                      |                                 | P8                           |                                 | L9                           |                                 |                              | 4                               | 0                            | 0                               | 0                            | 0                               | 1                            | 4                               |   |                                 |                                  |                                    |                                  |        |  |  |  |  |  |
| Ken Reitz, R<br>OBP: 0.438, SLG: 0.615       | K                            |                                 | 5-3                          |                                 | FC5-4                        |                                 | K                            |                                 |                              | 4                               | 0                            | 0                               | 1                            | 0                               | 2                            | 2                               |   |                                 |                                  |                                    |                                  |        |  |  |  |  |  |
| Scot Thompson, L<br>OBP: 0.231, SLG: 0.167   |                              |                                 | 5-3                          | L3                              |                              | P6                              |                              | 4-3                             |                              | 4                               | 0                            | 1                               | 0                            | 0                               | 0                            | 2                               |   |                                 |                                  |                                    |                                  |        |  |  |  |  |  |
| Tim Blackwell, S<br>OBP: 0.133, SLG: 0.143   |                              |                                 | P6                           |                                 | 1B                           |                                 | 4-3                          |                                 | F7                           | 4                               | 1                            | 1                               | 0                            | 0                               | 0                            | 1                               |   |                                 |                                  |                                    |                                  |        |  |  |  |  |  |
| Rick Reuschel, R                             |                              |                                 | 5-3                          |                                 | 1B                           |                                 |                              |                                 | K                            | 1                               | 0                            | 0                               | 0                            | 0                               | 0                            | 1                               |   |                                 |                                  |                                    |                                  |        |  |  |  |  |  |
| Mike Tyson, R<br>OBP: 1.000, SLG: 1.000      |                              |                                 |                              |                                 | 1B                           |                                 |                              |                                 |                              | 1                               | 1                            | 1                               | 1                            | 0                               | 0                            | 0                               |   |                                 |                                  |                                    |                                  |        |  |  |  |  |  |
| Bill Caudill, R<br>OBP: 1.000, SLG: 1.000    |                              |                                 |                              |                                 | 1B                           |                                 |                              |                                 |                              | 1                               | 0                            | 1                               | 0                            | 0                               | 0                            | 0                               |   |                                 |                                  |                                    |                                  |        |  |  |  |  |  |
| Dick Tidrow, R                               |                              |                                 |                              |                                 | 1B                           |                                 |                              |                                 |                              | 0                               | 0                            | 0                               | 0                            | 0                               | 0                            | 0                               |   |                                 |                                  |                                    |                                  |        |  |  |  |  |  |
| Jim Tracy, L                                 |                              |                                 |                              |                                 | 1B                           |                                 |                              |                                 |                              | 1                               | 0                            | 0                               | 0                            | 0                               | 1                            | 0                               |   |                                 |                                  |                                    |                                  |        |  |  |  |  |  |
| <b>Inning Stats</b>                          | R: 0<br>E: 0<br>K: 0<br>S: 2 | H: 0<br>LOB: 0<br>BB: 0<br>P: 3 | R: 0<br>E: 0<br>K: 3<br>S: 9 | H: 0<br>LOB: 0<br>BB: 0<br>P: 9 | R: 0<br>E: 0<br>K: 0<br>S: 4 | H: 1<br>LOB: 1<br>BB: 0<br>P: 4 | R: 2<br>E: 1<br>K: 0<br>S: 5 | H: 2<br>LOB: 1<br>BB: 1<br>P: 9 | R: 2<br>E: 0<br>K: 0<br>S: 5 | H: 3<br>LOB: 0<br>BB: 0<br>P: 5 | R: 0<br>E: 0<br>K: 0<br>S: 3 | H: 0<br>LOB: 1<br>BB: 1<br>P: 7 | R: 0<br>E: 1<br>K: 1<br>S: 7 | H: 1<br>LOB: 2<br>BB: 0<br>P: 7 | R: 0<br>E: 0<br>K: 1<br>S: 4 | H: 0<br>LOB: 0<br>BB: 1<br>P: 8 | R: 0<br>E: 0<br>K: 1<br>S: 5  | H: 0<br>LOB: 0<br>BB: 0<br>P: 5 | 1B: 6<br>2B: 1<br>3B: 0<br>HR: 0 | SF: 0<br>SAC: 0<br>DP: 2<br>HBP: 1 | WP: 0<br>PB: 0<br>SB: 0<br>CS: 0 | PA: 36 |  |  |  |  |  |
| <b>PITCHER</b>                               | IP                           | WLS                             | BF                           | H                               | R                            | ER                              | SO                           | BB                              | IBB                          | HBP                             | BLK                          | WP                              | HR                           | S                               | P                            | ERA                             | WHIP  |                                 |                                  |                                    |                                  |        |  |  |  |  |  |
| Steve Rogers, R<br>ERA: 6.0                  | (1, 1)                       | 7.0                             | 30                           | 7                               | 4                            | 3                               | 4                            | 2                               | 0                            | 1                               | 0                            | 0                               | 0                            | 35                              | 44                           | 3.86                            | 1.286   |                                 |                                  |                                    |                                  |        |  |  |  |  |  |
| Stan Bahnsen, R<br>ERA:                      | (8, 1)                       | 2.0                             | W                            | 6                               | 0                            | 0                               | 0                            | 2                               | 1                            | 0                               | 0                            | 0                               | 0                            | 9                               | 13                           | 0.00                            | 0.500   |                                 |                                  |                                    |                                  |        |  |  |  |  |  |



| Batter  | 1                            | 2                               | 3                            | 4                               | 5                            | 6                               | 7                            | 8                               | 9                            | AB                              | R                            | H                               | RBI                          | BB                               | SO                           | LOB                              | BOTTOM  |                                    |                                  |        |  |  |  |  |  |  |  |
|---|------------------------------|---------------------------------|------------------------------|---------------------------------|------------------------------|---------------------------------|------------------------------|---------------------------------|------------------------------|---------------------------------|------------------------------|---------------------------------|------------------------------|----------------------------------|------------------------------|----------------------------------|---|------------------------------------|----------------------------------|--------|--|--|--|--|--|--|--|
| Tim Raines, S<br>OBP: 0.462, SLG: 0.583       | 4-3                          |                                 |                              |                                 | 4-3                          |                                 |                              | 4-3                             |                              | 4                               | 0                            | 2                               | 1                            | 0                                | 0                            | 0                                | <b>Chicago Cubs @ Montreal Expos</b><br>Olympic Stadium, Montreal, QB<br>Wed Apr 15 1981, 3:33 AM EST<br>Att: 30,003 - Sunny - 31 F |                                    |                                  |        |  |  |  |  |  |  |  |
| Rodney Scott, S                               | 4-3                          |                                 |                              |                                 | 1-3                          |                                 |                              | S                               |                              | 3                               | 1                            | 0                               | 0                            | 1                                | 0                            | 2                                |   |                                    |                                  |        |  |  |  |  |  |  |  |
| Andre Dawson, R<br>OBP: 0.615, SLG: 0.700     | 5-3                          |                                 |                              | CS                              | P3                           |                                 |                              | E                               |                              | 3                               | 1                            | 1                               | 1                            | 1                                | 0                            | 1                                |   |                                    |                                  |        |  |  |  |  |  |  |  |
| Ellis Valentine, R<br>OBP: 0.154, SLG: 0.154  | K                            |                                 | L4                           |                                 |                              |                                 | K                            | K                               |                              | 4                               | 0                            | 0                               | 0                            | 0                                | 3                            | 3                                |   |                                    |                                  |        |  |  |  |  |  |  |  |
| Gary Carter, R<br>OBP: 0.385, SLG: 0.385      |                              | E6                              |                              | 1B                              |                              | F8                              |                              | S                               |                              | 4                               | 1                            | 2                               | 1                            | 0                                | 0                            | 0                                |   |                                    |                                  |        |  |  |  |  |  |  |  |
| Larry Parrish, R<br>OBP: 0.308, SLG: 0.308    |                              | 1B                              |                              | 1-3                             |                              | K                               |                              | K                               |                              | 4                               | 1                            | 1                               | 0                            | 0                                | 2                            | 2                                |   |                                    |                                  |        |  |  |  |  |  |  |  |
| Warren Cromartie, L<br>OBP: 0.417, SLG: 0.455 |                              | FC4-6                           |                              | L9                              |                              |                                 |                              | K                               |                              | 3                               | 0                            | 1                               | 1                            | 0                                | 1                            | 0                                |   |                                    |                                  |        |  |  |  |  |  |  |  |
| Chris Speier, R<br>OBP: 0.091, SLG: 0.091     |                              | FC4-6                           |                              | G3                              |                              |                                 |                              | 6-3                             |                              | 3                               | 1                            | 0                               | 0                            | 0                                | 0                            | 1                                |   |                                    |                                  |        |  |  |  |  |  |  |  |
| Steve Rogers, R<br>OBP: 0.250, SLG: 0.250     |                              | 5-3                             |                              | 6-3                             |                              |                                 |                              | K                               |                              | 2                               | 0                            | 0                               | 0                            | 0                                | 0                            | 1                                |   |                                    |                                  |        |  |  |  |  |  |  |  |
| Willie Montanez, L<br>OBP: 0.333, SLG: 0.333  |                              |                                 |                              |                                 |                              |                                 |                              |                                 |                              | 1                               | 0                            | 0                               | 0                            | 0                                | 1                            | 0                                |   |                                    |                                  |        |  |  |  |  |  |  |  |
| Stan Bahnsen, R                               |                              |                                 |                              |                                 |                              |                                 |                              |                                 |                              | 0                               | 0                            | 0                               | 0                            | 0                                | 0                            | 0                                |   |                                    |                                  |        |  |  |  |  |  |  |  |
| <b>Inning Stats</b>                           | R: 0<br>E: 0<br>K: 1<br>S: 6 | H: 1<br>LOB: 1<br>BB: 0<br>P: 6 | R: 3<br>E: 2<br>K: 0<br>S: 7 | H: 3<br>LOB: 1<br>BB: 0<br>P: 7 | R: 0<br>E: 0<br>K: 0<br>S: 3 | H: 1<br>LOB: 1<br>BB: 1<br>P: 7 | R: 0<br>E: 0<br>K: 0<br>S: 3 | H: 0<br>LOB: 0<br>BB: 0<br>P: 3 | R: 0<br>E: 0<br>K: 2<br>S: 7 | H: 0<br>LOB: 0<br>BB: 0<br>P: 7 | R: 0<br>E: 0<br>K: 2<br>S: 7 | H: 0<br>LOB: 0<br>BB: 0<br>P: 7 | R: 0<br>E: 1<br>K: 2<br>S: 9 | H: 2<br>LOB: 1<br>BB: 1<br>P: 13 | R: 2<br>E: 1<br>K: 2<br>S: 9 | H: 2<br>LOB: 1<br>BB: 1<br>P: 13 | 1B: 7<br>2B: 0<br>3B: 0<br>HR: 0  | SF: 0<br>SAC: 0<br>DP: 0<br>HBP: 0 | WP: 0<br>PB: 0<br>SB: 3<br>CS: 1 | PA: 33 |  |  |  |  |  |  |  |
| <b>PITCHER</b>                                | IP                           | WLS                             | BF                           | H                               | R                            | ER                              | SO                           | BB                              | IBB                          | HBP                             | BLK                          | WP                              | HR                           | S                                | P                            | ERA                              | WHIP  |                                    |                                  |        |  |  |  |  |  |  |  |
| Rick Reuschel, R<br>ERA: 1.64                 | (1, 1)                       | 4.0                             | 18                           | 5                               | 3                            | 0                               | 1                            | 1                               | 0                            | 0                               | 0                            | 0                               | 0                            | 19                               | 23                           | 0.00                             | 1.500   |                                    |                                  |        |  |  |  |  |  |  |  |
| Bill Caudill, R<br>ERA: 1.5                   | (5, 1)                       | 3.1                             | 11                           | 0                               | 1                            | 1                               | 4                            | 1                               | 0                            | 0                               | 0                            | 0                               | 0                            | 18                               | 22                           | 2.70                             | 0.300   |                                    |                                  |        |  |  |  |  |  |  |  |
| Dick Tidrow, R<br>ERA:                        | (8, 1)                       | 0.2                             | L                            | 4                               | 2                            | 1                               | 0                            | 2                               | 0                            | 0                               | 0                            | 0                               | 0                            | 8                                | 8                            | 0.00                             | 3.000   |                                    |                                  |        |  |  |  |  |  |  |  |









| Batter  | 1                            | 2                               | 3                            | 4                               | 5                            | 6                               | 7                            | 8                               | 9                            | AB                              | R                            | H                               | RBI                          | BB                              | SO                           | LOB                             | TOP                              |                                    |                                  |        |  |
|---|------------------------------|---------------------------------|------------------------------|---------------------------------|------------------------------|---------------------------------|------------------------------|---------------------------------|------------------------------|---------------------------------|------------------------------|---------------------------------|------------------------------|---------------------------------|------------------------------|---------------------------------|----------------------------------|------------------------------------|----------------------------------|--------|--|
| Tim Raines, S<br>OBP: 0.500, SLG: 0.478<br>(1, 7)       | L3                           |                                 | K                            |                                 |                              |                                 | F4-3                         |                                 | F8                           | 5                               | 0                            | 1                               | 0                            | 0                               | 1                            | 3                               |                                  |                                    |                                  |        |  |
| Rodney Scott, S<br>OBP: 0.187, SLG: 0.048<br>(1, 4)     | K                            |                                 |                              | 1-3                             |                              | K                               |                              | F8                              |                              | 4                               | 0                            | 0                               | 0                            | 0                               | 2                            | 2                               |                                  |                                    |                                  |        |  |
| Andre Dawson, R<br>OBP: 0.577, SLG: 0.864<br>(1, 8)     | P6                           |                                 |                              | S<br>1B                         |                              | E<br>1B                         |                              | HR                              |                              | 4                               | 2                            | 3                               | 2                            | 0                               | 0                            | 0                               |                                  |                                    |                                  |        |  |
| Ellis Valentine, R<br>OBP: 0.115, SLG: 0.083<br>(1, 9)  |                              | 5-3                             |                              | F8                              |                              | P6                              |                              | G3                              |                              | 0                               | 0                            | 0                               | 0                            | 0                               | 0                            | 0                               |                                  |                                    |                                  |        |  |
| Gary Carter, R<br>OBP: 0.462, SLG: 0.522<br>(1, 2)      | 5-3                          |                                 |                              | CS<br>1B                        |                              | 5-3                             |                              | 2B<br>1B                        |                              | 4                               | 0                            | 2                               | 1                            | 0                               | 0                            | 2                               |                                  |                                    |                                  |        |  |
| Larry Parrish, R<br>OBP: 0.289, SLG: 0.308<br>(1, 5)    | K                            |                                 |                              | CS<br>1B                        | 5-3                          |                                 | F8                           | 2B                              |                              | 4                               | 0                            | 1                               | 0                            | 0                               | 1                            | 0                               |                                  |                                    |                                  |        |  |
| Warren Cromartie, L<br>OBP: 0.333, SLG: 0.364<br>(1, 3) |                              |                                 | G3                           |                                 | F4-3                         |                                 | 6-3                          |                                 | K                            | 4                               | 0                            | 0                               | 0                            | 0                               | 1                            | 0                               |                                  |                                    |                                  |        |  |
| Chris Speier, R<br>OBP: 0.174, SLG: 0.182<br>(1, 6)     |                              |                                 | E7<br>S                      |                                 | F8                           |                                 | 1B<br>1B                     |                                 | 6-3                          | 4                               | 1                            | 1                               | 0                            | 0                               | 0                            | 0                               |                                  |                                    |                                  |        |  |
| Ray Burris, R<br>OBP: 0.500, SLG: 0.500<br>(1, 1)       |                              |                                 | F7                           |                                 |                              | 1B<br>1B                        |                              |                                 |                              | 2                               | 1                            | 1                               | 0                            | 0                               | 0                            | 0                               |                                  |                                    |                                  |        |  |
| Bill Lee, L<br>OBP: 1.000, SLG: 1.000<br>(6, 1)         |                              |                                 |                              |                                 |                              |                                 |                              |                                 |                              | 1                               | 0                            | 1                               | 0                            | 0                               | 0                            | 0                               |                                  |                                    |                                  |        |  |
| Elias Sosa, R<br>OBP: 1.000, SLG: 1.000<br>(8, 1)       |                              |                                 |                              |                                 |                              |                                 |                              |                                 |                              | 1                               | 0                            | 1                               | 0                            | 0                               | 0                            | 0                               |                                  |                                    |                                  |        |  |
| Woodie Fryman, R<br>OBP: 1.000, SLG: 1.000<br>(9, 1)    |                              |                                 |                              |                                 |                              |                                 |                              |                                 |                              | 0                               | 0                            | 0                               | 0                            | 0                               | 0                            | 0                               |                                  |                                    |                                  |        |  |
| <b>Inning Stats</b>                                     | R: 0<br>E: 0<br>K: 1<br>S: 5 | H: 0<br>LOB: 0<br>BB: 0<br>P: 5 | R: 0<br>E: 0<br>K: 1<br>S: 5 | H: 0<br>LOB: 0<br>BB: 0<br>P: 5 | R: 1<br>E: 1<br>K: 1<br>S: 6 | H: 0<br>LOB: 0<br>BB: 0<br>P: 6 | R: 1<br>E: 0<br>K: 0<br>S: 4 | H: 2<br>LOB: 0<br>BB: 0<br>P: 4 | R: 0<br>E: 0<br>K: 0<br>S: 3 | H: 0<br>LOB: 0<br>BB: 0<br>P: 3 | R: 1<br>E: 1<br>K: 1<br>S: 8 | H: 3<br>LOB: 2<br>BB: 0<br>P: 8 | R: 0<br>E: 0<br>K: 0<br>S: 5 | H: 2<br>LOB: 2<br>BB: 0<br>P: 5 | R: 1<br>E: 0<br>K: 0<br>S: 5 | H: 3<br>LOB: 1<br>BB: 0<br>P: 6 | 1B: 9<br>2B: 1<br>3B: 0<br>HR: 1 | SF: 0<br>SAC: 0<br>DP: 0<br>HBP: 0 | WP: 0<br>PB: 0<br>SB: 2<br>CS: 1 | PA: 38 |  |
| <b>PITCHER</b>  | IP                           | WLS                             | BF                           | H                               | R                            | ER                              | SO                           | BB                              | IBB                          | HBP                             | BLK                          | WP                              | HR                           | S                               | P                            | ERA                             | WHIP                             |                                    |                                  |        |  |
| Craig Swan, R<br>ERA: 3.38<br>(1, 1)                    | 5.1                          | L                               | 20                           | 4                               | 3                            | 2                               | 4                            | 0                               | 0                            | 0                               | 0                            | 0                               | 0                            | 28                              | 28                           | 3.38                            | 0.750                            |                                    |                                  |        |  |
| Dyar Miller, R<br>ERA:<br>(6, 1)                        | 0.2                          |                                 | 3                            | 1                               | 0                            | 0                               | 0                            | 0                               | 0                            | 0                               | 0                            | 0                               | 0                            | 3                               | 3                            | 0.00                            | 1.500                            |                                    |                                  |        |  |
| Tom Hausman, R<br>ERA: 3.86<br>(7, 1)                   | 2.0                          |                                 | 10                           | 5                               | 1                            | 1                               | 0                            | 0                               | 0                            | 0                               | 0                            | 0                               | 1                            | 10                              | 10                           | 4.50                            | 2.500                            |                                    |                                  |        |  |
| Neil Allen, R<br>ERA:<br>(9, 1)                         | 1.0                          |                                 | 4                            | 1                               | 0                            | 0                               | 1                            | 0                               | 0                            | 0                               | 0                            | 0                               | 0                            | 6                               | 6                            | 0.00                            | 1.000                            |                                    |                                  |        |  |

**Montreal Expos @ New York Mets**  
 Shea Stadium, Flushing, NY  
 Sun Apr 19 1981, 3:33 AM EST  
 Unknown

|     |    |
|-----|----|
| AB  | 33 |
| R   | 4  |
| H   | 11 |
| RBI | 3  |
| BB  | 0  |
| SO  | 5  |
| LOB | 7  |



| Batter  | 1                            | 2                                | 3                            | 4                               | 5                            | 6                               | 7                            | 8                               | 9                            | AB                              | R                            | H                                | RBI                          | BB                              | SO                           | LOB                             | BOTTOM                       |                                 |                                   |                                    |                                  |        |
|---|------------------------------|----------------------------------|------------------------------|---------------------------------|------------------------------|---------------------------------|------------------------------|---------------------------------|------------------------------|---------------------------------|------------------------------|----------------------------------|------------------------------|---------------------------------|------------------------------|---------------------------------|------------------------------|---------------------------------|-----------------------------------|------------------------------------|----------------------------------|--------|
| Mookie Wilson, S<br>OBP: 0.188, SLG: 0.250<br>(1, 8)  | K                            |                                  | 4-3                          | F7                              |                              | 4-3                             |                              | 1B<br>1B                        |                              | 5                               | 1                            | 1                                | 0                            | 0                               | 1                            | 4                               |                              |                                 |                                   |                                    |                                  |        |
| Frank Taveras, R<br>OBP: 0.187, SLG: 0.172<br>(1, 6)  | 6-3                          |                                  | F9                           |                                 | 1B<br>2B                     | K                               |                              | 1B<br>1B                        |                              | 5                               | 0                            | 2                                | 0                            | 0                               | 1                            | 2                               |                              |                                 |                                   |                                    |                                  |        |
| Rusty Staub, L<br>OBP: 0.357, SLG: 0.400<br>(1, 3)  | BB<br>1B                     |                                  | BB<br>1B                     |                                 | F8                           |                                 | G3                           | 1B                              |                              | 5                               | 0                            | 3                                | 1                            | 0                               | 0                            | 1                               |                              |                                 |                                   |                                    |                                  |        |
| Dave Kingman, R<br>OBP: 0.348, SLG: 0.263<br>(1, 7)   | BB<br>1B                     |                                  | BB<br>1B                     |                                 | K                            |                                 | P6                           | F2                              |                              | 3                               | 0                            | 0                                | 0                            | 2                               | 1                            | 3                               |                              |                                 |                                   |                                    |                                  |        |
| Joel Youngblood, R<br>OBP: 0.286, SLG: 0.286<br>(1, 9)  | L9                           |                                  | 1B                           |                                 | 1B                           |                                 | 1-3                          |                                 | K                            | 5                               | 0                            | 2                                | 0                            | 0                               | 1                            | 2                               |                              |                                 |                                   |                                    |                                  |        |
| Hubie Brooks, R<br>OBP: 0.276, SLG: 0.379<br>(1, 5)   |                              | F9                               |                              | K                               | G3                           |                                 |                              | E5<br>HR                        | CS<br>1B                     | 5                               | 1                            | 1                                | 0                            | 0                               | 1                            | 2                               |                              |                                 |                                   |                                    |                                  |        |
| Ron Hodges, L<br>OBP: 0.750, SLG: 1.500<br>(1, 2)   |                              | P6                               |                              |                                 |                              |                                 |                              |                                 |                              | 4                               | 1                            | 3                                | 2                            | 0                               | 0                            | 0                               |                              |                                 |                                   |                                    |                                  |        |
| Alex Trevino, R<br>OBP: 0.320, SLG: 0.190<br>(9, PH)  |                              |                                  |                              | FC1-5<br>1B                     |                              | 4-3<br>BB<br>1B                 |                              | HR                              | K                            | 1                               | 0                            | 0                                | 0                            | 0                               | 1                            | 1                               |                              |                                 |                                   |                                    |                                  |        |
| Doug Flynn, R<br>OBP: 0.440, SLG: 0.583<br>(1, 4)   |                              |                                  |                              | FC1-5<br>1B                     |                              | F8                              |                              | F4-3                            |                              | 3                               | 0                            | 1                                | 0                            | 1                               | 0                            | 1                               |                              |                                 |                                   |                                    |                                  |        |
| Craig Swan, R<br>Dyar Miller, R<br>Mike Jorgensen, L<br>Tom Hausman, R<br>Wally Backman, S<br>Neil Allen, R<br>(1, 1)<br>(6, 1)<br>(6, PH)<br>(7, 1)<br>(8, PH)<br>(9, 1) |                              |                                  |                              | FC1-5<br>1B                     |                              | 4-3<br>BB                       |                              | 6-3                             |                              | 2                               | 0                            | 0                                | 0                            | 0                               | 1                            | 3                               |                              |                                 |                                   |                                    |                                  |        |
| <b>Inning Stats</b>   | R: 0<br>E: 0<br>K: 1<br>S: 6 | H: 1<br>LOB: 2<br>BB: 1<br>P: 10 | R: 0<br>E: 0<br>K: 1<br>S: 5 | H: 0<br>LOB: 1<br>BB: 1<br>P: 9 | R: 0<br>E: 0<br>K: 0<br>S: 4 | H: 2<br>LOB: 2<br>BB: 1<br>P: 8 | R: 0<br>E: 0<br>K: 1<br>S: 7 | H: 2<br>LOB: 2<br>BB: 0<br>P: 7 | R: 0<br>E: 0<br>K: 1<br>S: 7 | H: 2<br>LOB: 2<br>BB: 0<br>P: 7 | R: 0<br>E: 0<br>K: 1<br>S: 6 | H: 1<br>LOB: 2<br>BB: 1<br>P: 10 | R: 0<br>E: 0<br>K: 0<br>S: 3 | H: 0<br>LOB: 0<br>BB: 0<br>P: 3 | R: 3<br>E: 1<br>K: 0<br>S: 8 | H: 4<br>LOB: 2<br>BB: 0<br>P: 8 | R: 0<br>E: 0<br>K: 2<br>S: 7 | H: 1<br>LOB: 1<br>BB: 0<br>P: 7 | 1B: 11<br>2B: 2<br>3B: 0<br>HR: 1 | SF: 0<br>SAC: 0<br>DP: 1<br>HBP: 0 | WP: 0<br>PB: 0<br>SB: 0<br>CS: 1 | PA: 43 |
| <b>PITCHER</b>  | IP                           | WLS                              | BF                           | H                               | R                            | ER                              | SO                           | BB                              | IBB                          | HBP                             | BLK                          | WP                               | HR                           | S                               | P                            | ERA                             | WHIP                         |                                 |                                   |                                    |                                  |        |
| Ray Burris, R<br>ERA: 2.38<br>(1, 1)  | 5.1                          | W                                | 27                           | 8                               | 0                            | 0                               | 4                            | 4                               | 0                            | 0                               | 0                            | 0                                | 0                            | 31                              | 47                           | 0.00                            | 2.250                        |                                 |                                   |                                    |                                  |        |
| Bill Lee, L<br>ERA: 3.0<br>(6, 1)   | 2.1                          |                                  | 12                           | 4                               | 3                            | 1                               | 1                            | 0                               | 0                            | 0                               | 0                            | 0                                | 1                            | 14                              | 14                           | 3.86                            | 1.714                        |                                 |                                   |                                    |                                  |        |
| Elias Sosa, R<br>ERA:<br>(8, 1)   | 0.2                          |                                  | 3                            | 1                               | 0                            | 0                               | 1                            | 0                               | 0                            | 0                               | 0                            | 0                                | 0                            | 5                               | 5                            | 0.00                            | 1.500                        |                                 |                                   |                                    |                                  |        |
| Woodie Fryman, L<br>ERA:<br>(9, 1)  | 0.2                          | S                                | 1                            | 0                               | 0                            | 0                               | 1                            | 0                               | 0                            | 0                               | 0                            | 0                                | 0                            | 3                               | 3                            | 0.00                            | 0.000                        |                                 |                                   |                                    |                                  |        |

**Montreal Expos @ New York Mets**  
 Shea Stadium, Flushing, NY  
 Sun Apr 19 1981, 3:33 AM EST  
 Unknown

|     |    |
|-----|----|
| AB  | 39 |
| R   | 3  |
| H   | 13 |
| RBI | 3  |
| BB  | 4  |
| SO  | 7  |
| LOB | 19 |






| Batter  | 1   | 2                               | 3                            | 4                               | 5                            | 6                               | 7                            | 8                               | 9                            | AB                              | R                            | H                                | RBI                          | BB                              | SO                           | LOB                             | TOP                              |                                    |                                  |        |
|---|---|---------------------------------|------------------------------|---------------------------------|------------------------------|---------------------------------|------------------------------|---------------------------------|------------------------------|---------------------------------|------------------------------|----------------------------------|------------------------------|---------------------------------|------------------------------|---------------------------------|----------------------------------|------------------------------------|----------------------------------|--------|
| Tim Raines, S<br>OBP: 0.500, SLG: 0.462 (1,7)       | G3  |                                 | B1-6<br>HBP                  |                                 |                              | 1B                              |                              | G3                              |                              | 3                               | 0                            | 1                                | 0                            | 0                               | 0                            | 0                               |                                  |                                    |                                  |        |
| Rodney Scott, S<br>OBP: 0.179, SLG: 0.080 (1,4)     | 1B  |                                 | B1-6                         |                                 |                              | K                               |                              | G3                              |                              | 4                               | 0                            | 1                                | 0                            | 0                               | 1                            | 2                               |                                  |                                    |                                  |        |
| Andre Dawson, R<br>OBP: 0.500, SLG: 0.731 (1,8)     | F7  |                                 | F7                           |                                 |                              | F8                              |                              | E6<br>BB                        |                              | 4                               | 0                            | 0                                | 0                            | 0                               | 0                            | 2                               |                                  |                                    |                                  |        |
| Ellis Valentine, R<br>OBP: 0.133, SLG: 0.074 (1,9)  | K   |                                 |                              |                                 | 5-3                          |                                 |                              |                                 |                              | 0                               | 0                            | 0                                | 0                            | 0                               | 0                            | 0                               |                                  |                                    |                                  |        |
| Warren Cromartie, L<br>OBP: 0.286, SLG: 0.308 (1,3) |   | F7                              |                              |                                 | G3                           |                                 |                              | F4-3                            |                              | 4                               | 0                            | 0                                | 0                            | 0                               | 0                            | 2                               |                                  |                                    |                                  |        |
| Tim Lincecum, R<br>OBP: 0.200, SLG: 0.800 (1,5)     | HR  |                                 |                              |                                 | F9                           |                                 | K                            |                                 | F4-3                         | 4                               | 1                            | 1                                | 1                            | 0                               | 1                            | 0                               |                                  |                                    |                                  |        |
| Chris Speier, R<br>OBP: 0.185, SLG: 0.160 (1,6)     | 6-3   |                                 |                              |                                 | F8                           |                                 | E<br>BB                      | F8                              |                              | 3                               | 0                            | 0                                | 0                            | 1                               | 0                            | 0                               |                                  |                                    |                                  |        |
| Bobby Ramos, R<br>OBP: 0.250, SLG: 1.000 (1,2)      | HR  |                                 |                              |                                 | 6-3                          |                                 |                              | E5                              |                              | 4                               | 1                            | 1                                | 1                            | 0                               | 0                            | 1                               |                                  |                                    |                                  |        |
| Charlie Lea, R (1,1)                                | 5-3   |                                 |                              |                                 | F9                           |                                 |                              | G3                              |                              | 1                               | 0                            | 0                                | 0                            | 0                               | 0                            | 0                               |                                  |                                    |                                  |        |
| Stephen Ratzler, R (3,1)                            |   |                                 |                              |                                 |                              |                                 |                              |                                 |                              | 1                               | 0                            | 0                                | 0                            | 0                               | 0                            | 0                               |                                  |                                    |                                  |        |
| Tom Hutton, L (7, PH)                               |   |                                 |                              |                                 |                              |                                 |                              |                                 |                              | 1                               | 0                            | 0                                | 0                            | 0                               | 0                            | 2                               |                                  |                                    |                                  |        |
| Bill Lee, L (7,1)                                   |   |                                 |                              |                                 |                              |                                 |                              |                                 |                              | 0                               | 0                            | 0                                | 0                            | 0                               | 0                            | 0                               |                                  |                                    |                                  |        |
| <b>Inning Stats</b>                                 | R: 0<br>E: 0<br>K: 1<br>S: 6                          | H: 1<br>LOB: 1<br>BB: 0<br>P: 6 | R: 2<br>E: 0<br>K: 0<br>S: 5 | H: 2<br>LOB: 0<br>BB: 0<br>P: 5 | R: 0<br>E: 0<br>K: 0<br>S: 2 | H: 0<br>LOB: 0<br>BB: 0<br>P: 3 | R: 0<br>E: 0<br>K: 0<br>S: 3 | H: 0<br>LOB: 0<br>BB: 0<br>P: 3 | R: 0<br>E: 0<br>K: 1<br>S: 6 | H: 1<br>LOB: 1<br>BB: 0<br>P: 6 | R: 0<br>E: 1<br>K: 1<br>S: 6 | H: 0<br>LOB: 2<br>BB: 1<br>P: 10 | R: 0<br>E: 1<br>K: 0<br>S: 4 | H: 0<br>LOB: 0<br>BB: 1<br>P: 8 | R: 0<br>E: 0<br>K: 0<br>S: 3 | H: 0<br>LOB: 0<br>BB: 0<br>P: 3 | 1B: 2<br>2B: 1<br>3B: 0<br>HR: 2 | SF: 0<br>SAC: 0<br>DP: 1<br>HBP: 1 | WP: 0<br>PB: 0<br>SB: 1<br>CS: 0 | PA: 35 |
| <b>PITCHER</b>                                      | IP WLS BF H R ER SO BB IBB HBP BLK WP HR S P ERA WHIP |                                 |                              |                                 |                              |                                 |                              |                                 |                              |                                 |                              |                                  |                              |                                 |                              |                                 |                                  |                                    |                                  |        |
| Pat Zachry, R<br>ERA: 1.8 (1,1)                     | 9.0 W 35 4 2 2 3 2 0 1 0 0 2 38 47 2.00 0.667         |                                 |                              |                                 |                              |                                 |                              |                                 |                              |                                 |                              |                                  |                              |                                 |                              |                                 |                                  |                                    |                                  |        |

**Montreal Expos @ New York Mets**  
Shea Stadium, Flushing, NY  
Sun Apr 19 1981, 3:38 AM EST  
Att: 21,464 - Unknown

livebaseballscorecards.com

**AB 29**  
**R 2**  
**H 4**  
**RBI 2**  
**BB 1**  
**SO 2**  
**LOB 9**




| Batter   | 1   | 2                               | 3                            | 4                               | 5                            | 6                                | 7                            | 8                               | 9                            | AB                              | R                            | H                               | RBI                          | BB                              | SO                           | LOB                             | BOTTOM                            |                                    |                                  |        |
|--|---|---------------------------------|------------------------------|---------------------------------|------------------------------|----------------------------------|------------------------------|---------------------------------|------------------------------|---------------------------------|------------------------------|---------------------------------|------------------------------|---------------------------------|------------------------------|---------------------------------|-----------------------------------|------------------------------------|----------------------------------|--------|
| Frank Taveras, R<br>OBP: 0.200, SLG: 0.206 (1,6)   | S<br>4-3<br>1B  |                                 | 1B                           |                                 | G6-4-3                       |                                  |                              | 6-3                             |                              | 5                               | 2                            | 2                               | 0                            | 0                               | 0                            | 3                               |                                   |                                    |                                  |        |
| Alex Trevino, R<br>OBP: 0.333, SLG: 0.231 (1,2)    | 4-3<br>1-H  |                                 | 2B<br>1-2<br>HR              | 1B                              | 1-3                          |                                  |                              | F8                              |                              | 5                               | 2                            | 2                               | 1                            | 0                               | 0                            | 0                               |                                   |                                    |                                  |        |
| Rusty Staub, L<br>OBP: 0.375, SLG: 0.448 (1,3)     | G3  |                                 | HR                           | 1B                              |                              |                                  |                              |                                 |                              | 4                               | 1                            | 2                               | 1                            | 0                               | 0                            | 0                               |                                   |                                    |                                  |        |
| Mookie Wilson, S<br>OBP: 0.212, SLG: 0.273 (7,8)   |   |                                 | 1-3<br>2-H<br>HR             | 2B                              | 1-3<br>FC1-2<br>1B           |                                  | 4-3                          |                                 |                              | 1                               | 0                            | 1                               | 0                            | 0                               | 0                            | 0                               |                                   |                                    |                                  |        |
| Dave Kingman, R<br>OBP: 0.312, SLG: 0.375 (1,7)    | K   |                                 | 2-H<br>3-H<br>HR             |                                 | F8                           |                                  | K                            |                                 | 5-3                          | 5                               | 1                            | 1                               | 3                            | 0                               | 2                            | 3                               |                                   |                                    |                                  |        |
| Mike Jorgensen, L<br>OBP: 0.333, SLG: 0.625 (7,3)  |   | 4-3                             | F8                           | FC1-2<br>1B                     | 1-2<br>3-H<br>1B             |                                  | F8                           |                                 |                              | 4                               | 0                            | 1                               | 1                            | 0                               | 0                            | 0                               |                                   |                                    |                                  |        |
| Joel Youngblood, R<br>OBP: 0.455, SLG: 0.333 (7,9) | 1B<br>BB  | BB                              | CS<br>BB                     | FC1-2<br>1B                     | 1-2<br>2-3<br>1B             |                                  | 1-3                          |                                 |                              | 2                               | 0                            | 1                               | 0                            | 2                               | 0                            | 0                               |                                   |                                    |                                  |        |
| Hubie Brooks, R<br>OBP: 0.303, SLG: 0.394 (1,5)    | L6  |                                 | 1-2<br>2B<br>1B              | FC1-2<br>1B                     | 1-2<br>2-3<br>3-H<br>1B      |                                  | FC6-4<br>1B                  |                                 |                              | 4                               | 1                            | 2                               | 0                            | 0                               | 0                            | 4                               |                                   |                                    |                                  |        |
| Doug Flynn, R<br>OBP: 0.448, SLG: 0.607 (1,4)      | 1B  |                                 | 1B<br>1-H                    | F4-3                            |                              |                                  | FC6-4                        |                                 |                              | 4                               | 0                            | 2                               | 1                            | 0                               | 0                            | 4                               |                                   |                                    |                                  |        |
| Pat Zachry, R<br>OBP: 0.600, SLG: 0.500 (1,1)      | F8  |                                 | 2-3<br>1B                    |                                 | G6-4-3<br>1B                 |                                  | 6-3                          |                                 |                              | 4                               | 0                            | 2                               | 0                            | 0                               | 0                            | 3                               |                                   |                                    |                                  |        |
| <b>Inning Stats</b>                                | R: 1<br>E: 0<br>K: 1<br>S: 6                          | H: 1<br>LOB: 0<br>BB: 0<br>P: 6 | R: 0<br>E: 0<br>K: 0<br>S: 4 | H: 1<br>LOB: 2<br>BB: 1<br>P: 8 | R: 5<br>E: 0<br>K: 0<br>S: 9 | H: 7<br>LOB: 2<br>BB: 1<br>P: 13 | R: 1<br>E: 0<br>K: 0<br>S: 7 | H: 4<br>LOB: 3<br>BB: 0<br>P: 7 | R: 0<br>E: 0<br>K: 0<br>S: 3 | H: 1<br>LOB: 0<br>BB: 0<br>P: 3 | R: 0<br>E: 0<br>K: 1<br>S: 5 | H: 0<br>LOB: 0<br>BB: 0<br>P: 5 | R: 0<br>E: 0<br>K: 0<br>S: 4 | H: 1<br>LOB: 1<br>BB: 0<br>P: 4 | R: 0<br>E: 0<br>K: 0<br>S: 4 | H: 1<br>LOB: 1<br>BB: 0<br>P: 4 | 1B: 13<br>2B: 2<br>3B: 0<br>HR: 1 | SF: 0<br>SAC: 0<br>DP: 1<br>HBP: 0 | WP: 0<br>PB: 0<br>SB: 2<br>CS: 1 | PA: 40 |
| <b>PITCHER</b>                                     | IP WLS BF H R ER SO BB IBB HBP BLK WP HR S P ERA WHIP |                                 |                              |                                 |                              |                                  |                              |                                 |                              |                                 |                              |                                 |                              |                                 |                              |                                 |                                   |                                    |                                  |        |
| Charlie Lea, R<br>ERA: 14.73 (1,1)                 | 2.2 L 18 5 1 1 1 0 0 0 0 0 0 18 26 20.25 4.125        |                                 |                              |                                 |                              |                                  |                              |                                 |                              |                                 |                              |                                 |                              |                                 |                              |                                 |                                   |                                    |                                  |        |
| Stephen Ratzler, R<br>ERA: 2.7 (3,1)               | 3.1 14 5 1 1 1 0 0 0 0 0 0 16 16 2.70 1.500           |                                 |                              |                                 |                              |                                  |                              |                                 |                              |                                 |                              |                                 |                              |                                 |                              |                                 |                                   |                                    |                                  |        |
| Bill Lee, L<br>ERA: 1.8 (7,1)                      | 2.0 8 2 0 0 0 0 0 0 0 0 0 8 8 0.00 1.000              |                                 |                              |                                 |                              |                                  |                              |                                 |                              |                                 |                              |                                 |                              |                                 |                              |                                 |                                   |                                    |                                  |        |

**Montreal Expos @ New York Mets**  
Shea Stadium, Flushing, NY  
Sun Apr 19 1981, 3:38 AM EST  
Att: 21,464 - Unknown

livebaseballscorecards.com

**AB 38**  
**R 7**  
**H 16**  
**RBI 7**  
**BB 2**  
**SO 2**  
**LOB 17**






| Batter  | 1   | 2                                | 3                            | 4                               | 5                            | 6                               | 7                            | 8                               | 9                            | AB                              | R                            | H                               | RBI                          | BB                              | SO                           | LOB                              | TOP  |                                   |                                    |                                  |
|---|---|----------------------------------|------------------------------|---------------------------------|------------------------------|---------------------------------|------------------------------|---------------------------------|------------------------------|---------------------------------|------------------------------|---------------------------------|------------------------------|---------------------------------|------------------------------|----------------------------------|--|-----------------------------------|------------------------------------|----------------------------------|
| <b>Pete Rose, S</b><br>OBP: 0.478, SLG: 0.548<br>(1, 3)   |   |                                  |                              |                                 |                              |                                 |                              |                                 |                              | 4                               | 2                            | 3                               | 0                            | 0                               | 0                            | 0                                | <b>Philadelphia Phillies @ Montreal Expos</b><br><b>Olympic Stadium, Montreal, QB</b><br>Mon Apr 20 1981, 3:33 AM EST<br>Att: 24,817 - Unknown |                                   |                                    |                                  |
| <b>Manny Trillo, R</b><br>OBP: 0.390, SLG: 0.459<br>(1, 4)  |   |                                  |                              |                                 |                              |                                 |                              |                                 |                              | 5                               | 1                            | 1                               | 0                            | 0                               | 0                            | 3                                |  |                                   |                                    |                                  |
| <b>Bake McBride, L</b><br>OBP: 0.410, SLG: 0.571<br>(1, 9)  |   |                                  |                              |                                 |                              |                                 |                              |                                 |                              | 3                               | 3                            | 3                               | 1                            | 2                               | 0                            | 0                                |  |                                   |                                    |                                  |
| <b>Mike Schmidt, R</b><br>OBP: 0.387, SLG: 0.600<br>(1, 5)  |   |                                  |                              |                                 |                              |                                 |                              |                                 |                              | 4                               | 1                            | 1                               | 1                            | 1                               | 2                            | 5                                |  |                                   |                                    |                                  |
| <b>Gary Matthews, R</b><br>OBP: 0.436, SLG: 0.545<br><b>Greg Gross, L</b><br>OBP: 0.444, SLG: 0.667<br>(1, 7)   |   |                                  |                              |                                 |                              |                                 |                              |                                 |                              | 1                               | 0                            | 1                               | 1                            | 0                               | 0                            | 0                                |  |                                   |                                    |                                  |
| <b>Gary Maddox, R</b><br>OBP: 0.282, SLG: 0.250<br>(1, 8)   |   |                                  |                              |                                 |                              |                                 |                              |                                 |                              | 3                               | 1                            | 2                               | 2                            | 0                               | 0                            | 2                                |  |                                   |                                    |                                  |
| <b>Larry Bowa, S</b><br>OBP: 0.275, SLG: 0.333<br>(1, 6)  |   |                                  |                              |                                 |                              |                                 |                              |                                 |                              | 4                               | 0                            | 2                               | 3                            | 0                               | 0                            | 1                                |  |                                   |                                    |                                  |
| <b>Bob Boone, R</b><br>OBP: 0.353, SLG: 0.400<br><b>Lonnie Smith, R</b><br>OBP: 0.250, SLG: 0.250<br><b>Tug McGraw, R</b><br>(8, 1)   |   |                                  |                              |                                 |                              |                                 |                              |                                 |                              | 5                               | 0                            | 0                               | 0                            | 0                               | 0                            | 4                                |  |                                   |                                    |                                  |
| <b>Marty Bystrom, R</b><br><b>Ramon Aviles, R</b><br><b>Ron Reed, R</b><br><b>Mike Proly, R</b><br><b>Keith Moreland, R</b><br>OBP: 0.194, SLG: 0.337<br>(1, 1)<br>(2, PH)<br>(2, 1)<br>(7, 1)<br>(8, PH)<br>(8, 2) |   |                                  |                              |                                 |                              |                                 |                              |                                 |                              | 0                               | 0                            | 0                               | 0                            | 0                               | 0                            | 0                                |  |                                   |                                    |                                  |
| <b>Inning Stats</b>   | R: 3<br>E: 0<br>K: 1<br>S: 10                         | H: 5<br>LOB: 2<br>BB: 0<br>P: 10 | R: 0<br>E: 0<br>K: 0<br>S: 5 | H: 2<br>LOB: 0<br>BB: 0<br>P: 5 | R: 0<br>E: 0<br>K: 0<br>S: 3 | H: 1<br>LOB: 0<br>BB: 0<br>P: 3 | R: 0<br>E: 0<br>K: 0<br>S: 3 | H: 0<br>LOB: 0<br>BB: 0<br>P: 3 | R: 2<br>E: 0<br>K: 1<br>S: 5 | H: 2<br>LOB: 0<br>BB: 0<br>P: 5 | R: 0<br>E: 0<br>K: 1<br>S: 5 | H: 0<br>LOB: 1<br>BB: 1<br>P: 9 | R: 1<br>E: 0<br>K: 0<br>S: 5 | H: 2<br>LOB: 1<br>BB: 2<br>P: 5 | R: 2<br>E: 0<br>K: 0<br>S: 5 | H: 2<br>LOB: 2<br>BB: 2<br>P: 13 |  | 1B: 10<br>2B: 2<br>3B: 2<br>HR: 0 | SF: 2<br>SAC: 0<br>DP: 0<br>HBP: 0 | WP: 0<br>PB: 0<br>SB: 0<br>CS: 2 |
| <b>PITCHER</b>  | IP WLS BF H R ER SO BB IBB HBP BLK WP HR S P ERA WHIP |                                  |                              |                                 |                              |                                 |                              |                                 |                              |                                 |                              |                                 |                              |                                 |                              |                                  |  |                                   |                                    |                                  |
| <b>Steve Rogers, R</b><br>ERA: 6.3<br>(1, 1)  | 8.0 W 36 12 6 6 3 1 0 0 0 0 0 0 41 45 6.75 1.625      |                                  |                              |                                 |                              |                                 |                              |                                 |                              |                                 |                              |                                 |                              |                                 |                              |                                  |  |                                   |                                    |                                  |
| <b>Stan Bahnsen, R</b><br>ERA: 4.05<br>(9, 1)   | 0.1 3 1 2 2 0 1 0 0 0 0 0 0 2 6 54.00 6.000           |                                  |                              |                                 |                              |                                 |                              |                                 |                              |                                 |                              |                                 |                              |                                 |                              |                                  |  |                                   |                                    |                                  |
| <b>Elias Sosa, R</b><br>ERA:<br>(9, 1)  | 0.1 S 3 1 0 0 0 1 0 0 0 0 0 0 2 6 0.00 6.000          |                                  |                              |                                 |                              |                                 |                              |                                 |                              |                                 |                              |                                 |                              |                                 |                              |                                  |  |                                   |                                    |                                  |
| <b>Woodie Fryman, L</b><br>ERA:<br>(9, 1)   | 0.1 S 1 0 0 0 0 0 0 0 0 0 0 0 1 1 0.00 0.000          |                                  |                              |                                 |                              |                                 |                              |                                 |                              |                                 |                              |                                 |                              |                                 |                              |                                  |  |                                   |                                    |                                  |

| Batter  | 1   | 2                                | 3                            | 4                               | 5                            | 6                               | 7                            | 8                               | 9                            | AB                              | R                            | H                                | RBI                          | BB                              | SO                           | LOB                              | BOTTOM   |                                    |                                  |        |
|---|---|----------------------------------|------------------------------|---------------------------------|------------------------------|---------------------------------|------------------------------|---------------------------------|------------------------------|---------------------------------|------------------------------|----------------------------------|------------------------------|---------------------------------|------------------------------|----------------------------------|--|------------------------------------|----------------------------------|--------|
| <b>Tim Raines, S</b><br>OBP: 0.486, SLG: 0.452<br>(1, 7)  |   |                                  |                              |                                 |                              |                                 |                              |                                 |                              | 5                               | 0                            | 2                                | 0                            | 0                               | 1                            | 0                                | <b>Philadelphia Phillies @ Montreal Expos</b><br><b>Olympic Stadium, Montreal, QB</b><br>Mon Apr 20 1981, 3:33 AM EST<br>Att: 24,817 - Unknown |                                    |                                  |        |
| <b>Rodney Scott, S</b><br>OBP: 0.156, SLG: 0.069<br>(1, 4)  |   |                                  |                              |                                 |                              |                                 |                              |                                 |                              | 4                               | 0                            | 0                                | 0                            | 0                               | 0                            | 1                                |  |                                    |                                  |        |
| <b>Andre Dawson, R</b><br>OBP: 0.500, SLG: 0.800<br>(1, 8)  |   |                                  |                              |                                 |                              |                                 |                              |                                 |                              | 4                               | 2                            | 2                                | 1                            | 0                               | 1                            | 1                                |  |                                    |                                  |        |
| <b>Ellis Valentine, R</b><br>OBP: 0.176, SLG: 0.200<br>(1, 9)   |   |                                  |                              |                                 |                              |                                 |                              |                                 |                              | 3                               | 2                            | 1                                | 1                            | 1                               | 1                            | 1                                |  |                                    |                                  |        |
| <b>Gary Carter, R</b><br>OBP: 0.433, SLG: 0.481<br>(1, 2)   |   |                                  |                              |                                 |                              |                                 |                              |                                 |                              | 4                               | 1                            | 1                                | 1                            | 0                               | 1                            | 0                                |  |                                    |                                  |        |
| <b>Larry Parrish, R</b><br>OBP: 0.300, SLG: 0.310<br>(1, 5)   |   |                                  |                              |                                 |                              |                                 |                              |                                 |                              | 3                               | 2                            | 1                                | 1                            | 1                               | 0                            | 1                                |  |                                    |                                  |        |
| <b>Warren Cromartie, L</b><br>OBP: 0.281, SLG: 0.300<br>(1, 3)  |   |                                  |                              |                                 |                              |                                 |                              |                                 |                              | 4                               | 0                            | 1                                | 2                            | 0                               | 0                            | 2                                |  |                                    |                                  |        |
| <b>Chris Speier, R</b><br>OBP: 0.226, SLG: 0.214<br>(1, 6)  |   |                                  |                              |                                 |                              |                                 |                              |                                 |                              | 3                               | 1                            | 1                                | 0                            | 1                               | 0                            | 1                                |  |                                    |                                  |        |
| <b>Steve Rogers, R</b><br>OBP: 0.143, SLG: 0.143<br><b>Jerry White, S</b><br>OBP: 0.667, SLG: 1.667<br><b>Stan Bahnsen, R</b><br>(9, 1) |   |                                  |                              |                                 |                              |                                 |                              |                                 |                              | 3                               | 0                            | 0                                | 0                            | 0                               | 3                            | 2                                |  |                                    |                                  |        |
| <b>Woodie Fryman, R</b><br>(9, 1)   |   |                                  |                              |                                 |                              |                                 |                              |                                 |                              | 1                               | 1                            | 1                                | 3                            | 0                               | 0                            | 0                                |  |                                    |                                  |        |
| <b>Inning Stats</b>   | R: 4<br>E: 1<br>K: 1<br>S: 9                          | H: 4<br>LOB: 1<br>BB: 1<br>P: 13 | R: 0<br>E: 0<br>K: 1<br>S: 5 | H: 0<br>LOB: 0<br>BB: 0<br>P: 5 | R: 1<br>E: 0<br>K: 1<br>S: 6 | H: 1<br>LOB: 0<br>BB: 0<br>P: 6 | R: 0<br>E: 0<br>K: 1<br>S: 5 | H: 0<br>LOB: 0<br>BB: 0<br>P: 5 | R: 1<br>E: 0<br>K: 0<br>S: 4 | H: 1<br>LOB: 0<br>BB: 0<br>P: 4 | R: 0<br>E: 1<br>K: 1<br>S: 6 | H: 0<br>LOB: 2<br>BB: 1<br>P: 10 | R: 0<br>E: 0<br>K: 2<br>S: 8 | H: 1<br>LOB: 1<br>BB: 0<br>P: 8 | R: 3<br>E: 0<br>K: 0<br>S: 6 | H: 3<br>LOB: 1<br>BB: 1<br>P: 10 | 1B: 6<br>2B: 1<br>3B: 0<br>HR: 3   | SF: 0<br>SAC: 1<br>DP: 0<br>HBP: 0 | WP: 1<br>PB: 0<br>SB: 1<br>CS: 0 | PA: 38 |
| <b>PITCHER</b>  | IP WLS BF H R ER SO BB IBB HBP BLK WP HR S P ERA WHIP |                                  |                              |                                 |                              |                                 |                              |                                 |                              |                                 |                              |                                  |                              |                                 |                              |                                  |  |                                    |                                  |        |
| <b>Marty Bystrom, R</b><br>ERA: 6.0<br>(1, 1)   | 1.0 19 2 2 2 4 0 1 0 0 0 0 2 26 30 3.60 0.400         |                                  |                              |                                 |                              |                                 |                              |                                 |                              |                                 |                              |                                  |                              |                                 |                              |                                  |  |                                    |                                  |        |
| <b>Ron Reed, R</b><br>ERA: 3.39<br>(2, 1)   | 5.0 4 4 4 4 1 0 0 0 0 0 0 2 26 30 3.60 0.400          |                                  |                              |                                 |                              |                                 |                              |                                 |                              |                                 |                              |                                  |                              |                                 |                              |                                  |  |                                    |                                  |        |
| <b>Mike Proly, R</b><br>ERA: 4.5<br>(7, 1)  | 1.0 4 1 0 0 2 0 0 0 0 0 1 0 8 8 0.00 1.000            |                                  |                              |                                 |                              |                                 |                              |                                 |                              |                                 |                              |                                  |                              |                                 |                              |                                  |  |                                    |                                  |        |
| <b>Tug McGraw, L</b><br>ERA: 9.0<br>(8, 1)  | 1.0 L 7 3 3 3 0 1 0 0 0 0 0 1 6 10 27.00 4.000        |                                  |                              |                                 |                              |                                 |                              |                                 |                              |                                 |                              |                                  |                              |                                 |                              |                                  |  |                                    |                                  |        |



| Batter   | 1                            | 2                               | 3                                   | 4                                | 5                            | 6                               | 7                            | 8                               | 9                            | AB                              | R                            | H                               | RBI                          | BB                              | SO                           | LOB   | TOP   |                                    |                                  |        |
|--|------------------------------|---------------------------------|-------------------------------------|----------------------------------|------------------------------|---------------------------------|------------------------------|---------------------------------|------------------------------|---------------------------------|------------------------------|---------------------------------|------------------------------|---------------------------------|------------------------------|---|---|------------------------------------|----------------------------------|--------|
| <b>Lonnie Smith, R</b><br>OBP: 0.222, SLG: 0.222 (1, 7)        |                              |                                 |                                     |                                  |                              |                                 |                              |                                 |                              | 5                               | 1                            | 1                               | 0                            | 0                               | 1                            | 3   | <b>Philadelphia Phillies @ Montreal Expos</b><br>Olympic Stadium, Montreal, QB<br>Tue Apr 21 1981, 3:33 AM EST<br>Att: 10,887 - Unknown<br><a href="http://livebaseballscorecards.com">livebaseballscorecards.com</a> |                                    |                                  |        |
| <b>Pete Rose, S</b><br>OBP: 0.471, SLG: 0.532 (1, 3)           |                              |                                 |                                     |                                  |                              |                                 |                              |                                 |                              | 5                               | 0                            | 2                               | 0                            | 0                               | 0                            | 2   |   |                                    |                                  |        |
| <b>Bake McBride, L</b><br>OBP: 0.372, SLG: 0.513 (1, 9)        |                              |                                 |                                     |                                  |                              |                                 |                              |                                 |                              | 4                               | 0                            | 0                               | 1                            | 0                               | 0                            | 3   |   |                                    |                                  |        |
| <b>Mike Schmidt, R</b><br>OBP: 0.400, SLG: 0.607 (1, 5)        |                              |                                 |                                     |                                  |                              |                                 |                              |                                 |                              | 3                               | 1                            | 1                               | 0                            | 1                               | 0                            | 0   |   |                                    |                                  |        |
| <b>Manny Trillo, R</b><br>OBP: 0.364, SLG: 0.425 (1, 4)        |                              |                                 |                                     |                                  |                              |                                 |                              |                                 |                              | 3                               | 0                            | 0                               | 0                            | 0                               | 0                            | 4   |   |                                    |                                  |        |
| <b>Gary Maddox, R</b><br>OBP: 0.261, SLG: 0.250 (1, 8)         |                              |                                 |                                     |                                  |                              |                                 |                              |                                 |                              | 4                               | 1                            | 1                               | 0                            | 0                               | 0                            | 2   |   |                                    |                                  |        |
| <b>Larry Bowa, S</b><br>OBP: 0.295, SLG: 0.349 (1, 6)          |                              |                                 |                                     |                                  |                              |                                 |                              |                                 |                              | 4                               | 0                            | 2                               | 1                            | 0                               | 0                            | 0   |   |                                    |                                  |        |
| <b>Luis Aquayo, R</b><br>OBP: 0.333, SLG: 0.333 (8, 6)         |                              |                                 |                                     |                                  |                              |                                 |                              |                                 |                              | 0                               | 0                            | 0                               | 0                            | 0                               | 0                            | 0   |   |                                    |                                  |        |
| <b>Bob Boone, R</b><br>OBP: 0.342, SLG: 0.412 (1, 2)           |                              |                                 |                                     |                                  |                              |                                 |                              |                                 |                              | 4                               | 0                            | 1                               | 0                            | 0                               | 2                            | 2   |   |                                    |                                  |        |
| <b>Dick Ruthven, R</b><br>OBP: 0.125, SLG: 0.125 (1, 1)        |                              |                                 |                                     |                                  |                              |                                 |                              |                                 |                              | 3                               | 0                            | 1                               | 1                            | 0                               | 0                            | 1   |   |                                    |                                  |        |
| <b>Sparky Lyle, L</b><br>OBP: 0.500, SLG: 0.857 (9, PH)        |                              |                                 |                                     |                                  |                              |                                 |                              |                                 |                              | 0                               | 0                            | 0                               | 0                            | 0                               | 0                            | 0   |   |                                    |                                  |        |
| <b>Greg Gross, L</b><br>OBP: 0.500, SLG: 0.857 (9, PH)         |                              |                                 |                                     |                                  |                              |                                 |                              |                                 |                              | 1                               | 0                            | 1                               | 0                            | 0                               | 0                            | 0   |   |                                    |                                  |        |
| <b>Inning Stats</b>  | R: 0<br>E: 1<br>K: 0<br>S: 5 | H: 1<br>LOB: 2<br>BB: 0<br>P: 5 | R: 0<br>E: 0<br>K: 0<br>S: 4        | H: 1<br>LOB: 1<br>BB: 0<br>P: 4  | R: 0<br>E: 0<br>K: 0<br>S: 3 | H: 1<br>LOB: 0<br>BB: 0<br>P: 3 | R: 2<br>E: 1<br>K: 1<br>S: 9 | H: 3<br>LOB: 2<br>BB: 0<br>P: 9 | R: 0<br>E: 0<br>K: 0<br>S: 4 | H: 0<br>LOB: 0<br>BB: 0<br>P: 3 | R: 1<br>E: 0<br>K: 0<br>S: 4 | H: 1<br>LOB: 0<br>BB: 0<br>P: 4 | R: 0<br>E: 0<br>K: 0<br>S: 3 | H: 1<br>LOB: 0<br>BB: 0<br>P: 3 | R: 0<br>E: 0<br>K: 2<br>S: 8 | H: 1<br>LOB: 1<br>BB: 0<br>P: 8                                       | 1B: 7<br>2B: 4<br>3B: 0<br>HR: 0  | SF: 0<br>SAC: 1<br>DP: 1<br>HBP: 0 | WP: 0<br>PB: 0<br>SB: 1<br>CS: 1 | PA: 39 |
| <b>PITCHER</b><br><b>Scott Sanderson, R</b><br>ERA: 0.6 (1, 1) | IP: 9.0<br>WLS: W<br>BF: 38  | H: 10<br>R: 3<br>ER: 1<br>SO: 3 | BB: 1<br>IBB: 0<br>HBP: 0<br>BLK: 0 | WP: 0<br>HR: 0<br>S: 43<br>P: 47 | ERA: 1.00<br>WHIP: 1.222     | <b>PITCHER</b>                  |                              |                                 |                              |                                 |                              |                                 |                              |                                 |                              | IP: WLS: BF: H: R: ER: SO: BB: IBB: HBP: BLK: WP: HR: S: P: ERA: WHIP |   |                                    |                                  |        |

| Batter   | 1                            | 2                               | 3                                   | 4                                | 5                            | 6                               | 7                            | 8                               | 9                            | AB                               | R                            | H                                | RBI                          | BB                              | SO                           | LOB   | BOTTOM  |                                    |                                  |        |
|--|------------------------------|---------------------------------|-------------------------------------|----------------------------------|------------------------------|---------------------------------|------------------------------|---------------------------------|------------------------------|----------------------------------|------------------------------|----------------------------------|------------------------------|---------------------------------|------------------------------|---|---|------------------------------------|----------------------------------|--------|
| <b>Tim Raines, S</b><br>OBP: 0.524, SLG: 0.556 (1, 7)        |                              |                                 |                                     |                                  |                              |                                 |                              |                                 |                              | 5                                | 2                            | 4                                | 2                            | 0                               | 0                            | 2   | <b>Philadelphia Phillies @ Montreal Expos</b><br>Olympic Stadium, Montreal, QB<br>Tue Apr 21 1981, 3:33 AM EST<br>Att: 10,887 - Unknown<br><a href="http://livebaseballscorecards.com">livebaseballscorecards.com</a> |                                    |                                  |        |
| <b>Rodney Scott, S</b><br>OBP: 0.216, SLG: 0.094 (1, 4)      |                              |                                 |                                     |                                  |                              |                                 |                              |                                 |                              | 3                                | 2                            | 1                                | 2                            | 2                               | 0                            | 0   |   |                                    |                                  |        |
| <b>Jerry Manuel, S</b><br>OBP: 0.216, SLG: 0.094 (7, PR)     |                              |                                 |                                     |                                  |                              |                                 |                              |                                 |                              | 0                                | 0                            | 0                                | 0                            | 0                               | 0                            | 0   |   |                                    |                                  |        |
| <b>Andre Dawson, R</b><br>OBP: 0.487, SLG: 0.735 (1, 8)      |                              |                                 |                                     |                                  |                              |                                 |                              |                                 |                              | 4                                | 1                            | 1                                | 0                            | 1                               | 0                            | 5   |   |                                    |                                  |        |
| <b>Ellis Valentine, R</b><br>OBP: 0.184, SLG: 0.212 (1, 9)   |                              |                                 |                                     |                                  |                              |                                 |                              |                                 |                              | 3                                | 1                            | 1                                | 3                            | 0                               | 0                            | 3   |   |                                    |                                  |        |
| <b>Tim Lincecum, R</b><br>OBP: 0.167, SLG: 0.667 (6, PR)     |                              |                                 |                                     |                                  |                              |                                 |                              |                                 |                              | 1                                | 0                            | 0                                | 0                            | 0                               | 1                            | 0   |   |                                    |                                  |        |
| <b>Tim Lincecum, R</b><br>OBP: 0.167, SLG: 0.667 (7, 9)      |                              |                                 |                                     |                                  |                              |                                 |                              |                                 |                              | 1                                | 0                            | 0                                | 0                            | 0                               | 1                            | 0   |   |                                    |                                  |        |
| <b>Gary Carter, R</b><br>OBP: 0.429, SLG: 0.548 (1, 2)       |                              |                                 |                                     |                                  |                              |                                 |                              |                                 |                              | 4                                | 1                            | 1                                | 2                            | 1                               | 0                            | 4   |   |                                    |                                  |        |
| <b>Larry Parrish, R</b><br>OBP: 0.286, SLG: 0.294 (1, 5)     |                              |                                 |                                     |                                  |                              |                                 |                              |                                 |                              | 5                                | 0                            | 1                                | 0                            | 0                               | 2                            | 2   |   |                                    |                                  |        |
| <b>Warren Cromartie, L</b><br>OBP: 0.324, SLG: 0.324 (1, 3)  |                              |                                 |                                     |                                  |                              |                                 |                              |                                 |                              | 4                                | 2                            | 2                                | 0                            | 1                               | 0                            | 1   |   |                                    |                                  |        |
| <b>Chris Speier, R</b><br>OBP: 0.257, SLG: 0.250 (1, 6)      |                              |                                 |                                     |                                  |                              |                                 |                              |                                 |                              | 4                                | 1                            | 2                                | 0                            | 0                               | 0                            | 1   |   |                                    |                                  |        |
| <b>Scott Sanderson, R</b><br>OBP: 0.500, SLG: 0.800 (1, 1)   |                              |                                 |                                     |                                  |                              |                                 |                              |                                 |                              | 3                                | 0                            | 0                                | 0                            | 0                               | 2                            | 3   |   |                                    |                                  |        |
| <b>Inning Stats</b>  | R: 0<br>E: 0<br>K: 0<br>S: 4 | H: 1<br>LOB: 2<br>BB: 1<br>P: 8 | R: 0<br>E: 0<br>K: 1<br>S: 7        | H: 2<br>LOB: 0<br>BB: 0<br>P: 7  | R: 2<br>E: 0<br>K: 0<br>S: 5 | H: 2<br>LOB: 0<br>BB: 0<br>P: 5 | R: 0<br>E: 0<br>K: 1<br>S: 5 | H: 0<br>LOB: 0<br>BB: 0<br>P: 5 | R: 2<br>E: 0<br>K: 1<br>S: 7 | H: 2<br>LOB: 1<br>BB: 1<br>P: 11 | R: 5<br>E: 0<br>K: 1<br>S: 9 | H: 3<br>LOB: 1<br>BB: 2<br>P: 17 | R: 1<br>E: 0<br>K: 0<br>S: 5 | H: 2<br>LOB: 2<br>BB: 1<br>P: 9 | R: 0<br>E: 0<br>K: 1<br>S: 6 | H: 1<br>LOB: 1<br>BB: 0<br>P: 6                                       | 1B: 10<br>2B: 2<br>3B: 0<br>HR: 1   | SF: 1<br>SAC: 1<br>DP: 1<br>HBP: 0 | WP: 2<br>PB: 0<br>SB: 7<br>CS: 0 | PA: 43 |
| <b>PITCHER</b><br><b>Dick Ruthven, R</b><br>ERA: 3.63 (1, 1) | IP: 5.1<br>WLS: L<br>BF: 28  | H: 4<br>R: 3<br>ER: 7<br>SO: 3  | BB: 3<br>IBB: 0<br>HBP: 0<br>BLK: 0 | WP: 0<br>HR: 1<br>S: 31<br>P: 43 | ERA: 11.81<br>WHIP: 2.250    | <b>PITCHER</b>                  |                              |                                 |                              |                                  |                              |                                  |                              |                                 |                              | IP: WLS: BF: H: R: ER: SO: BB: IBB: HBP: BLK: WP: HR: S: P: ERA: WHIP |   |                                    |                                  |        |
| <b>Sparky Lyle, L</b><br>ERA: 7.04 (6, 1)                    | IP: 2.2<br>WLS: L<br>BF: 15  | H: 4<br>R: 3<br>ER: 3<br>SO: 2  | BB: 1<br>IBB: 1<br>HBP: 0<br>BLK: 0 | WP: 2<br>HR: 0<br>S: 17<br>P: 25 | ERA: 10.12<br>WHIP: 1.875    | <b>PITCHER</b>                  |                              |                                 |                              |                                  |                              |                                  |                              |                                 |                              | IP: WLS: BF: H: R: ER: SO: BB: IBB: HBP: BLK: WP: HR: S: P: ERA: WHIP |   |                                    |                                  |        |





| Batter  | 1  | 2  | 3  | 4  | 5  | 6  | 7  | 8  | 9  | 10   | 11   | AB   | R  | H  | RBI  | BB   | SO   | LOB  | TOP  |  |
|---|--|--|--|--|--|--|--|--|--|--|--|--|--|--|--|--|--|--|--|--|
| Lonnie Smith, R<br>OBP: 0.214, SLG: 0.154<br>Tug McGraw, R<br>(10, 1)   | F8   |  | 4-3  |  |  | 1B<br>HBP  |  | L9   |  | F9   |  | 4  | 0  | 0  | 0  | 0  | 0  | 1  |  |  |
| Pete Rose, S<br>OBP: 0.462, SLG: 0.529<br>(1, 3)  |  |  |  |  |  |  |  | K  |  | F9   |  | 4  | 0  | 2  | 0  | 1  | 1  | 1  |  |  |
| Greg Gross, L<br>OBP: 0.400, SLG: 0.583<br>(1, 9)   | K  |  |  |  |  |  |  |  |  |  |  | 5  | 1  | 1  | 0  | 0  | 1  | 5  |  |  |
| Mike Schmidt, R<br>OBP: 0.400, SLG: 0.656<br>(1, 5)   | K  |  |  |  |  |  |  |  |  |  |  | 4  | 1  | 1  | 2  | 1  | 2  | 1  |  |  |
| Manny Trillo, R<br>OBP: 0.375, SLG: 0.432<br>(1, 4)   |  |  |  |  |  |  |  |  |  |  |  | 4  | 0  | 2  | 0  | 0  | 0  | 0  |  |  |
| Gary Maddox, R<br>OBP: 0.255, SLG: 0.245<br>(1, 8)  |  |  |  |  |  |  |  |  |  |  |  | 5  | 1  | 1  | 0  | 0  | 1  | 3  |  |  |
| Larry Bowa, S<br>OBP: 0.292, SLG: 0.340<br>(1, 6)   | 6-3  |  |  |  |  |  |  |  |  |  |  | 4  | 0  | 1  | 1  | 0  | 0  | 1  |  |  |
| Bob Boone, R<br>OBP: 0.333, SLG: 0.395<br>(1, 2)  |  |  |  |  |  |  |  |  |  |  |  | 4  | 0  | 1  | 0  | 0  | 0  | 1  |  |  |
| Larry Christenson, R<br>OBP: 0.167, SLG: 0.167<br>Del Unser, L<br>OBP: 0.505, SLG: 0.500<br>Mike Proly, R<br>(8, 1)<br>Dick Davis, R<br>(10, 7) |  |  |  |  |  |  |  |  |  |  |  | 1  | 0  | 0  | 0  | 0  | 1  | 0  |  |  |
|   |  |  |  |  |  |  |  |  |  |  |  | 1  | 0  | 1  | 0  | 0  | 0  | 0  |  |  |
|   |  |  |  |  |  |  |  |  |  |  |  | 0  | 0  | 0  | 0  | 0  | 0  | 0  |  |  |
|   |  |  |  |  |  |  |  |  |  |  |  | 1  | 0  | 0  | 0  | 0  | 0  | 0  |  |  |
| <b>Inning Stats</b>   | R: 0<br>E: 0<br>K: 2<br>S: 7   | H: 0<br>LOB: 1<br>BB: 1<br>P: 11   | R: 0<br>E: 0<br>K: 0<br>S: 3   | H: 0<br>LOB: 0<br>BB: 0<br>P: 3  | R: 0<br>E: 0<br>K: 1<br>S: 5   | H: 0<br>LOB: 0<br>BB: 0<br>P: 5  | R: 0<br>E: 0<br>K: 1<br>S: 5   | H: 1<br>LOB: 0<br>BB: 0<br>P: 5  | R: 0<br>E: 0<br>K: 0<br>S: 3   | H: 1<br>LOB: 0<br>BB: 0<br>P: 3  | R: 0<br>E: 0<br>K: 1<br>S: 6   | H: 4<br>LOB: 0<br>BB: 0<br>P: 6  | R: 0<br>E: 0<br>K: 0<br>S: 3   | H: 0<br>LOB: 0<br>BB: 0<br>P: 3  | R: 0<br>E: 0<br>K: 0<br>S: 4   | H: 1<br>LOB: 1<br>BB: 0<br>P: 4  | 1B: 9<br>2B: 1<br>3B: 0<br>HR: 1   | SF: 0<br>SAC: 2<br>DP: 4<br>HBP: 1   | WP: 0<br>PB: 0<br>SB: 0<br>CS: 0   | PA: 42   |
| <b>PITCHER</b>  | IP<br>ERA<br>WLS<br>BF<br>H<br>R<br>ER<br>SO<br>BB<br>IBB<br>HBP<br>BLK<br>WP<br>HR<br>S<br>P<br>ERA<br>WHIP | IP<br>ERA<br>WLS<br>BF<br>H<br>R<br>ER<br>SO<br>BB<br>IBB<br>HBP<br>BLK<br>WP<br>HR<br>S<br>P<br>ERA<br>WHIP | IP<br>ERA<br>WLS<br>BF<br>H<br>R<br>ER<br>SO<br>BB<br>IBB<br>HBP<br>BLK<br>WP<br>HR<br>S<br>P<br>ERA<br>WHIP | IP<br>ERA<br>WLS<br>BF<br>H<br>R<br>ER<br>SO<br>BB<br>IBB<br>HBP<br>BLK<br>WP<br>HR<br>S<br>P<br>ERA<br>WHIP | IP<br>ERA<br>WLS<br>BF<br>H<br>R<br>ER<br>SO<br>BB<br>IBB<br>HBP<br>BLK<br>WP<br>HR<br>S<br>P<br>ERA<br>WHIP | IP<br>ERA<br>WLS<br>BF<br>H<br>R<br>ER<br>SO<br>BB<br>IBB<br>HBP<br>BLK<br>WP<br>HR<br>S<br>P<br>ERA<br>WHIP | IP<br>ERA<br>WLS<br>BF<br>H<br>R<br>ER<br>SO<br>BB<br>IBB<br>HBP<br>BLK<br>WP<br>HR<br>S<br>P<br>ERA<br>WHIP | IP<br>ERA<br>WLS<br>BF<br>H<br>R<br>ER<br>SO<br>BB<br>IBB<br>HBP<br>BLK<br>WP<br>HR<br>S<br>P<br>ERA<br>WHIP | IP<br>ERA<br>WLS<br>BF<br>H<br>R<br>ER<br>SO<br>BB<br>IBB<br>HBP<br>BLK<br>WP<br>HR<br>S<br>P<br>ERA<br>WHIP | IP<br>ERA<br>WLS<br>BF<br>H<br>R<br>ER<br>SO<br>BB<br>IBB<br>HBP<br>BLK<br>WP<br>HR<br>S<br>P<br>ERA<br>WHIP | IP<br>ERA<br>WLS<br>BF<br>H<br>R<br>ER<br>SO<br>BB<br>IBB<br>HBP<br>BLK<br>WP<br>HR<br>S<br>P<br>ERA<br>WHIP | IP<br>ERA<br>WLS<br>BF<br>H<br>R<br>ER<br>SO<br>BB<br>IBB<br>HBP<br>BLK<br>WP<br>HR<br>S<br>P<br>ERA<br>WHIP | IP<br>ERA<br>WLS<br>BF<br>H<br>R<br>ER<br>SO<br>BB<br>IBB<br>HBP<br>BLK<br>WP<br>HR<br>S<br>P<br>ERA<br>WHIP | IP<br>ERA<br>WLS<br>BF<br>H<br>R<br>ER<br>SO<br>BB<br>IBB<br>HBP<br>BLK<br>WP<br>HR<br>S<br>P<br>ERA<br>WHIP | IP<br>ERA<br>WLS<br>BF<br>H<br>R<br>ER<br>SO<br>BB<br>IBB<br>HBP<br>BLK<br>WP<br>HR<br>S<br>P<br>ERA<br>WHIP | IP<br>ERA<br>WLS<br>BF<br>H<br>R<br>ER<br>SO<br>BB<br>IBB<br>HBP<br>BLK<br>WP<br>HR<br>S<br>P<br>ERA<br>WHIP | IP<br>ERA<br>WLS<br>BF<br>H<br>R<br>ER<br>SO<br>BB<br>IBB<br>HBP<br>BLK<br>WP<br>HR<br>S<br>P<br>ERA<br>WHIP | IP<br>ERA<br>WLS<br>BF<br>H<br>R<br>ER<br>SO<br>BB<br>IBB<br>HBP<br>BLK<br>WP<br>HR<br>S<br>P<br>ERA<br>WHIP | IP<br>ERA<br>WLS<br>BF<br>H<br>R<br>ER<br>SO<br>BB<br>IBB<br>HBP<br>BLK<br>WP<br>HR<br>S<br>P<br>ERA<br>WHIP | IP<br>ERA<br>WLS<br>BF<br>H<br>R<br>ER<br>SO<br>BB<br>IBB<br>HBP<br>BLK<br>WP<br>HR<br>S<br>P<br>ERA<br>WHIP |
| Bill Gullickson, R<br>ERA: 2.2<br>Woodie Fryman, L<br>ERA:<br>Elias Sosa, R<br>ERA:   | (1, 1)<br>(9, 1)<br>(11, 1)  | 8.1<br>1.2<br>1.0  | WLS<br>5<br>W  | BF<br>33<br>4  | H<br>8<br>1  | R<br>3<br>0  | ER<br>0<br>0   | SO<br>6<br>0   | BB<br>2<br>0   | IBB<br>0<br>0  | HBP<br>1<br>0  | BLK<br>0<br>0  | WP<br>0<br>0   | HR<br>1<br>0   | S<br>42<br>5   | P<br>51<br>5   | ERA<br>2.16<br>0.00  | WHIP<br>1.200<br>0.600   |  |  |

Philadelphia Phillies @ Montreal Expos  
Olympic Stadium, Montreal, QB  
Wed Apr 22 1981, 3:33 AM EST  
Att: 14,176 - Unknown

livebaseballscorecards.com

AB 37  
R 3  
H 10  
RBI 3  
BB 2  
SO 6  
LOB 13



| Batter   | 1  | 2  | 3  | 4  | 5  | 6  | 7  | 8  | 9  | 10   | 11   | AB   | R  | H  | RBI  | BB   | SO   | LOB  | BOTTOM   |  |  |        |
|--|--|--|--|--|--|--|--|--|--|--|--|--|--|--|--|--|--|--|--|--|--|--------|
| Tim Raines, S<br>OBP: 0.511, SLG: 0.525<br>(1, 7)  | F7   |  |  |  |  |  |  |  |  |  |  | 4  | 1  | 1  | 0  | 0  | 0  | 1  |  |  |  |        |
| Rodney Scott, S<br>OBP: 0.293, SLG: 0.114<br>Jerry Manuel, S<br>(8, 4)   | F7   |  |  |  |  |  |  |  |  |  |  | 3  | 0  | 1  | 0  | 0  | 0  | 1  |  |  |  |        |
| Andre Dawson, R<br>OBP: 0.455, SLG: 0.658<br>(1, 8)  | K  |  |  |  |  |  |  |  |  |  |  | 4  | 0  | 0  | 0  | 1  | 1  | 1  |  |  |  |        |
| Ellis Valentine, R<br>OBP: 0.186, SLG: 0.297<br>(1, 9)   |  |  |  |  |  |  |  |  |  |  |  | 4  | 1  | 1  | 2  | 0  | 1  | 0  |  |  |  |        |
| Gary Carter, R<br>OBP: 0.425, SLG: 0.611<br>(1, 2)   |  |  |  |  |  |  |  |  |  |  |  | 5  | 2  | 2  | 1  | 0  | 2  | 1  |  |  |  |        |
| Larry Parrish, R<br>OBP: 0.325, SLG: 0.297<br>(1, 5)   |  |  |  |  |  |  |  |  |  |  |  | 3  | 0  | 1  | 0  | 2  | 0  | 0  |  |  |  |        |
| Warren Cromartie, L<br>OBP: 0.333, SLG: 0.314<br>Willie Montanez, L<br>OBP: 0.429, SLG: 0.333<br>(8, 3)  |  |  |  |  |  |  |  |  |  |  |  | 1  | 0  | 0  | 0  | 1  | 0  | 0  |  |  |  |        |
| Chris Speier, R<br>OBP: 0.231, SLG: 0.222<br>(1, 6)  |  |  |  |  |  |  |  |  |  |  |  | 2  | 0  | 1  | 1  | 1  | 0  | 1  |  |  |  |        |
| Bill Gullickson, R<br>OBP: 0.333, SLG: 0.500<br>Woodie Fryman, R<br>(8, 1)<br>Tim Wallach, R<br>OBP: 0.296, SLG: 0.667<br>Elias Sosa, R<br>OBP: 1.000, SLG: 1.000<br>(11, 1) |  |  |  |  |  |  |  |  |  |  |  | 3  | 0  | 0  | 0  | 0  | 1  | 1  |  |  |  |        |
|  |  |  |  |  |  |  |  |  |  |  |  | 0  | 0  | 0  | 0  | 0  | 0  | 0  |  |  |  |        |
|  |  |  |  |  |  |  |  |  |  |  |  | 0  | 0  | 0  | 0  | 1  | 0  | 0  |  |  |  |        |
|  |  |  |  |  |  |  |  |  |  |  |  | 0  | 0  | 0  | 0  | 0  | 0  | 0  |  |  |  |        |
| <b>Inning Stats</b>  | R: 0<br>E: 0<br>K: 1<br>S: 5   | H: 0<br>LOB: 0<br>BB: 0<br>P: 5  | R: 0<br>E: 1<br>K: 1<br>S: 6   | H: 1<br>LOB: 2<br>BB: 1<br>P: 10   | R: 0<br>E: 0<br>K: 0<br>S: 4   | H: 1<br>LOB: 1<br>BB: 0<br>P: 4  | R: 0<br>E: 0<br>K: 1<br>S: 5   | H: 0<br>LOB: 0<br>BB: 0<br>P: 5  | R: 0<br>E: 0<br>K: 1<br>S: 5   | H: 2<br>LOB: 1<br>BB: 1<br>P: 9  | R: 1<br>E: 0<br>K: 1<br>S: 5   | H: 0<br>LOB: 1<br>BB: 1<br>P: 10   | R: 0<br>E: 0<br>K: 1<br>S: 4   | H: 0<br>LOB: 0<br>BB: 1<br>P: 8  | R: 0<br>E: 0<br>K: 0<br>S: 2   | H: 0<br>LOB: 0<br>BB: 1<br>P: 6  | R: 1<br>E: 0<br>K: 1<br>S: 6   | H: 2<br>LOB: 2<br>BB: 1<br>P: 10   | 1B: 5<br>2B: 0<br>3B: 0<br>HR: 2   | SF: 1<br>SAC: 0<br>DP: 2<br>HBP: 1   | WP: 1<br>PB: 0<br>SB: 1<br>CS: 0   | PA: 43 |
| <b>PITCHER</b>   | IP<br>ERA<br>WLS<br>BF<br>H<br>R<br>ER<br>SO<br>BB<br>IBB<br>HBP<br>BLK<br>WP<br>HR<br>S<br>P<br>ERA<br>WHIP | IP<br>ERA<br>WLS<br>BF<br>H<br>R<br>ER<br>SO<br>BB<br>IBB<br>HBP<br>BLK<br>WP<br>HR<br>S<br>P<br>ERA<br>WHIP | IP<br>ERA<br>WLS<br>BF<br>H<br>R<br>ER<br>SO<br>BB<br>IBB<br>HBP<br>BLK<br>WP<br>HR<br>S<br>P<br>ERA<br>WHIP | IP<br>ERA<br>WLS<br>BF<br>H<br>R<br>ER<br>SO<br>BB<br>IBB<br>HBP<br>BLK<br>WP<br>HR<br>S<br>P<br>ERA<br>WHIP | IP<br>ERA<br>WLS<br>BF<br>H<br>R<br>ER<br>SO<br>BB<br>IBB<br>HBP<br>BLK<br>WP<br>HR<br>S<br>P<br>ERA<br>WHIP | IP<br>ERA<br>WLS<br>BF<br>H<br>R<br>ER<br>SO<br>BB<br>IBB<br>HBP<br>BLK<br>WP<br>HR<br>S<br>P<br>ERA<br>WHIP | IP<br>ERA<br>WLS<br>BF<br>H<br>R<br>ER<br>SO<br>BB<br>IBB<br>HBP<br>BLK<br>WP<br>HR<br>S<br>P<br>ERA<br>WHIP | IP<br>ERA<br>WLS<br>BF<br>H<br>R<br>ER<br>SO<br>BB<br>IBB<br>HBP<br>BLK<br>WP<br>HR<br>S<br>P<br>ERA<br>WHIP | IP<br>ERA<br>WLS<br>BF<br>H<br>R<br>ER<br>SO<br>BB<br>IBB<br>HBP<br>BLK<br>WP<br>HR<br>S<br>P<br>ERA<br>WHIP | IP<br>ERA<br>WLS<br>BF<br>H<br>R<br>ER<br>SO<br>BB<br>IBB<br>HBP<br>BLK<br>WP<br>HR<br>S<br>P<br>ERA<br>WHIP | IP<br>ERA<br>WLS<br>BF<br>H<br>R<br>ER<br>SO<br>BB<br>IBB<br>HBP<br>BLK<br>WP<br>HR<br>S<br>P<br>ERA<br>WHIP | IP<br>ERA<br>WLS<br>BF<br>H<br>R<br>ER<br>SO<br>BB<br>IBB<br>HBP<br>BLK<br>WP<br>HR<br>S<br>P<br>ERA<br>WHIP | IP<br>ERA<br>WLS<br>BF<br>H<br>R<br>ER<br>SO<br>BB<br>IBB<br>HBP<br>BLK<br>WP<br>HR<br>S<br>P<br>ERA<br>WHIP | IP<br>ERA<br>WLS<br>BF<br>H<br>R<br>ER<br>SO<br>BB<br>IBB<br>HBP<br>BLK<br>WP<br>HR<br>S<br>P<br>ERA<br>WHIP | IP<br>ERA<br>WLS<br>BF<br>H<br>R<br>ER<br>SO<br>BB<br>IBB<br>HBP<br>BLK<br>WP<br>HR<br>S<br>P<br>ERA<br>WHIP | IP<br>ERA<br>WLS<br>BF<br>H<br>R<br>ER<br>SO<br>BB<br>IBB<br>HBP<br>BLK<br>WP<br>HR<br>S<br>P<br>ERA<br>WHIP | IP<br>ERA<br>WLS<br>BF<br>H<br>R<br>ER<br>SO<br>BB<br>IBB<br>HBP<br>BLK<br>WP<br>HR<br>S<br>P<br>ERA<br>WHIP | IP<br>ERA<br>WLS<br>BF<br>H<br>R<br>ER<br>SO<br>BB<br>IBB<br>HBP<br>BLK<br>WP<br>HR<br>S<br>P<br>ERA<br>WHIP | IP<br>ERA<br>WLS<br>BF<br>H<br>R<br>ER<br>SO<br>BB<br>IBB<br>HBP<br>BLK<br>WP<br>HR<br>S<br>P<br>ERA<br>WHIP | IP<br>ERA<br>WLS<br>BF<br>H<br>R<br>ER<br>SO<br>BB<br>IBB<br>HBP<br>BLK<br>WP<br>HR<br>S<br>P<br>ERA<br>WHIP | IP<br>ERA<br>WLS<br>BF<br>H<br>R<br>ER<br>SO<br>BB<br>IBB<br>HBP<br>BLK<br>WP<br>HR<br>S<br>P<br>ERA<br>WHIP |        |
| Larry Christenson, R<br>ERA: 3.32<br>Mike Proly, R<br>ERA: 3.0<br>Tug McGraw, L<br>ERA: 7.71   | (1, 1)<br>(8, 1)<br>(10, 1)  | 7.0<br>2.0<br>1.2  | WLS<br>8<br>L  | BF<br>27<br>8  | H<br>5<br>2  | R<br>2<br>1  | ER<br>2<br>0   | SO<br>4<br>2   | BB<br>2<br>1   | IBB<br>0<br>1  | HBP<br>0<br>0  | BLK<br>0<br>0  | WP<br>0<br>0   | HR<br>2<br>1   | S<br>33<br>9   | P<br>41<br>18  | ERA<br>2.57<br>0.00  | WHIP<br>1.000<br>0.500   |  |  |  |        |

Philadelphia Phillies @ Montreal Expos  
Olympic Stadium, Montreal, QB  
Wed Apr 22 1981, 3:33 AM EST  
Att: 14,176 - Unknown

livebaseballscorecards.com

AB 35  
R 4  
H 7  
RBI 4  
BB 6  
SO 7  
LOB 10





| Batter   | 1   | 2                               | 3                            | 4                               | 5                            | 6                               | 7                            | 8                               | 9                            | AB                              | R                            | H                               | RBI                          | BB                              | SO                           | LOB                             | TOP                          |                                 |                                  |                                    |                                  |        |
|--|---|---------------------------------|------------------------------|---------------------------------|------------------------------|---------------------------------|------------------------------|---------------------------------|------------------------------|---------------------------------|------------------------------|---------------------------------|------------------------------|---------------------------------|------------------------------|---------------------------------|------------------------------|---------------------------------|----------------------------------|------------------------------------|----------------------------------|--------|
| Joel Youngblood, R<br>OBP: 0.300, SLG: 0.278<br>(1, 9)   |   |                                 |                              |                                 |                              |                                 |                              |                                 |                              | 5                               | 0                            | 1                               | 1                            | 0                               | 1                            | 2                               |                              |                                 |                                  |                                    |                                  |        |
| Frank Taveras, R<br>OBP: 0.200, SLG: 0.205<br>(1, 6)   |   |                                 |                              |                                 |                              |                                 |                              |                                 |                              | 5                               | 1                            | 1                               | 0                            | 0                               | 1                            | 5                               |                              |                                 |                                  |                                    |                                  |        |
| Rusty Staub, L<br>OBP: 0.415, SLG: 0.486<br>(1, 3)   |   |                                 |                              |                                 |                              |                                 |                              |                                 |                              | 4                               | 0                            | 2                               | 1                            | 0                               | 1                            | 0                               |                              |                                 |                                  |                                    |                                  |        |
| Dave Kingman, R<br>OBP: 0.305, SLG: 0.333<br>(1, 7)  |   |                                 |                              |                                 |                              |                                 |                              |                                 |                              | 3                               | 0                            | 0                               | 0                            | 1                               | 0                            | 2                               |                              |                                 |                                  |                                    |                                  |        |
| Lee Mazzilli, S<br>OBP: 0.375, SLG: 0.400<br>(1, 8)  |   |                                 |                              |                                 |                              |                                 |                              |                                 |                              | 4                               | 0                            | 1                               | 0                            | 0                               | 0                            | 2                               |                              |                                 |                                  |                                    |                                  |        |
| Hubie Brooks, R<br>OBP: 0.341, SLG: 0.415<br>(1, 5)  |   |                                 |                              |                                 |                              |                                 |                              |                                 |                              | 4                               | 0                            | 2                               | 0                            | 0                               | 0                            | 2                               |                              |                                 |                                  |                                    |                                  |        |
| Alex Trevino, R<br>OBP: 0.308, SLG: 0.229<br>(1, 2)  |   |                                 |                              |                                 |                              |                                 |                              |                                 |                              | 4                               | 0                            | 1                               | 0                            | 0                               | 0                            | 4                               |                              |                                 |                                  |                                    |                                  |        |
| Doug Flynn, R<br>OBP: 0.429, SLG: 0.588<br>(1, 4)  |   |                                 |                              |                                 |                              |                                 |                              |                                 |                              | 4                               | 1                            | 2                               | 0                            | 0                               | 0                            | 0                               |                              |                                 |                                  |                                    |                                  |        |
| Randy Jones, R<br>Mookie Wilson, S<br>Tom Hausman, R<br>Wally Backman, S<br>Dyar Miller, R<br>Mike Cabbage, L<br>John Stearns, R<br>(1, 1)<br>(5, PH)<br>(5, PH)<br>(7, PH)<br>(7, PH)<br>(9, PH)<br>(9, PH) |   |                                 |                              |                                 |                              |                                 |                              |                                 |                              | 1                               | 0                            | 1                               | 0                            | 0                               | 0                            | 0                               |                              |                                 |                                  |                                    |                                  |        |
| <b>Inning Stats</b>  | R: 0<br>E: 0<br>K: 2<br>S: 7                          | H: 0<br>LOB: 0<br>BB: 0<br>P: 7 | R: 0<br>E: 0<br>K: 0<br>S: 3 | H: 0<br>LOB: 0<br>BB: 0<br>P: 3 | R: 0<br>E: 0<br>K: 0<br>S: 5 | H: 2<br>LOB: 2<br>BB: 0<br>P: 5 | R: 0<br>E: 0<br>K: 0<br>S: 4 | H: 1<br>LOB: 2<br>BB: 1<br>P: 8 | R: 1<br>E: 1<br>K: 0<br>S: 4 | H: 1<br>LOB: 0<br>BB: 0<br>P: 4 | R: 0<br>E: 0<br>K: 0<br>S: 5 | H: 2<br>LOB: 2<br>BB: 0<br>P: 5 | R: 0<br>E: 0<br>K: 0<br>S: 7 | H: 0<br>LOB: 0<br>BB: 0<br>P: 7 | R: 1<br>E: 0<br>K: 0<br>S: 5 | H: 3<br>LOB: 1<br>BB: 0<br>P: 5 | R: 0<br>E: 0<br>K: 0<br>S: 5 | H: 2<br>LOB: 2<br>BB: 0<br>P: 5 | 1B: 8<br>2B: 3<br>3B: 0<br>HR: 0 | SF: 0<br>SAC: 0<br>DP: 0<br>HBP: 0 | WP: 0<br>PB: 0<br>SB: 0<br>CS: 1 | PA: 38 |
| <b>PITCHER</b>   | IP WLS BF H R ER SO BB IBB HBP BLK WP HR S P ERA WHIP |                                 |                              |                                 |                              |                                 |                              |                                 |                              |                                 |                              |                                 |                              |                                 |                              |                                 |                              |                                 |                                  |                                    |                                  |        |
| Steve Rogers, R<br>ERA: 5.14<br>(1, 1)   | 8.0 W 35 11 2 2 4 1 0 0 0 0 0 0 42 46 2.25 1.500      |                                 |                              |                                 |                              |                                 |                              |                                 |                              |                                 |                              |                                 |                              |                                 |                              |                                 |                              |                                 |                                  |                                    |                                  |        |
| Bill Lee, L<br>ERA: 1.5<br>(9, 1)  | 1.0 S 3 0 0 0 0 0 0 0 0 0 0 0 3 3 0.00 0.000          |                                 |                              |                                 |                              |                                 |                              |                                 |                              |                                 |                              |                                 |                              |                                 |                              |                                 |                              |                                 |                                  |                                    |                                  |        |

New York Mets @ Montreal Expos  
Olympic Stadium, Montreal, QB  
Sat Apr 25 1981, 3:33 AM EST  
Att: 18,150 - Unknown

|     |    |
|-----|----|
| AB  | 37 |
| R   | 2  |
| H   | 11 |
| RBI | 2  |
| BB  | 1  |
| SO  | 4  |
| LOB | 20 |



| Batter   | 1   | 2                               | 3                            | 4                                | 5                            | 6                               | 7                            | 8                               | 9                            | AB                              | R                            | H                               | RBI                          | BB                               | SO                           | LOB                             | BOTTOM                           |                                    |                                  |        |
|--|---|---------------------------------|------------------------------|----------------------------------|------------------------------|---------------------------------|------------------------------|---------------------------------|------------------------------|---------------------------------|------------------------------|---------------------------------|------------------------------|----------------------------------|------------------------------|---------------------------------|----------------------------------|------------------------------------|----------------------------------|--------|
| Tim Raines, S<br>OBP: 0.510, SLG: 0.500<br>(1, 7)  |   |                                 |                              |                                  |                              |                                 |                              |                                 |                              | 2                               | 0                            | 0                               | 0                            | 2                                | 0                            | 1                               |                                  |                                    |                                  |        |
| Jerry Manuel, S<br>(1, 4)  |   |                                 |                              |                                  |                              |                                 |                              |                                 |                              | 2                               | 0                            | 0                               | 0                            | 2                                | 0                            | 4                               |                                  |                                    |                                  |        |
| Andre Dawson, R<br>OBP: 0.417, SLG: 0.595<br>(1, 8)  |   |                                 |                              |                                  |                              |                                 |                              |                                 |                              | 4                               | 0                            | 0                               | 0                            | 0                                | 0                            | 3                               |                                  |                                    |                                  |        |
| Ellis Valentine, R<br>OBP: 0.170, SLG: 0.268<br>(1, 9)   |   |                                 |                              |                                  |                              |                                 |                              |                                 |                              | 4                               | 0                            | 0                               | 0                            | 0                                | 3                            | 0                               |                                  |                                    |                                  |        |
| Gary Carter, R<br>OBP: 0.409, SLG: 0.564<br>(1, 2)   |   |                                 |                              |                                  |                              |                                 |                              |                                 |                              | 3                               | 1                            | 0                               | 0                            | 1                                | 0                            | 0                               |                                  |                                    |                                  |        |
| Larry Parrish, R<br>OBP: 0.341, SLG: 0.366<br>(1, 5)   |   |                                 |                              |                                  |                              |                                 |                              |                                 |                              | 4                               | 2                            | 2                               | 0                            | 0                                | 1                            | 0                               |                                  |                                    |                                  |        |
| Warren Cromartie, L<br>OBP: 0.333, SLG: 0.395<br>(1, 3)  |   |                                 |                              |                                  |                              |                                 |                              |                                 |                              | 3                               | 1                            | 1                               | 2                            | 0                                | 0                            | 2                               |                                  |                                    |                                  |        |
| Chris Speier, R<br>OBP: 0.238, SLG: 0.211<br>(1, 6)  |   |                                 |                              |                                  |                              |                                 |                              |                                 |                              | 2                               | 0                            | 0                               | 0                            | 1                                | 0                            | 0                               |                                  |                                    |                                  |        |
| Steve Rogers, R<br>OBP: 0.300, SLG: 0.125<br>Bill Lee, L<br>OBP: 1.000, SLG: 1.000<br>(1, 1)<br>(9, 1) |   |                                 |                              |                                  |                              |                                 |                              |                                 |                              | 1                               | 0                            | 0                               | 1                            | 2                                | 0                            | 0                               |                                  |                                    |                                  |        |
| <b>Inning Stats</b>  | R: 0<br>E: 0<br>K: 0<br>S: 2                          | H: 0<br>LOB: 1<br>BB: 1<br>P: 6 | R: 2<br>E: 0<br>K: 1<br>S: 6 | H: 1<br>LOB: 4<br>BB: 4<br>P: 22 | R: 0<br>E: 0<br>K: 0<br>S: 3 | H: 0<br>LOB: 0<br>BB: 0<br>P: 3 | R: 2<br>E: 0<br>K: 0<br>S: 5 | H: 2<br>LOB: 1<br>BB: 1<br>P: 9 | R: 0<br>E: 0<br>K: 1<br>S: 5 | H: 0<br>LOB: 0<br>BB: 0<br>P: 5 | R: 0<br>E: 0<br>K: 0<br>S: 3 | H: 0<br>LOB: 0<br>BB: 0<br>P: 3 | R: 0<br>E: 0<br>K: 2<br>S: 7 | H: 0<br>LOB: 1<br>BB: 2<br>P: 10 | R: 0<br>E: 0<br>K: 2<br>S: 7 | H: 0<br>LOB: 0<br>BB: 0<br>P: 7 | 1B: 0<br>2B: 2<br>3B: 0<br>HR: 1 | SF: 0<br>SAC: 0<br>DP: 2<br>HBP: 0 | WP: 1<br>PB: 0<br>SB: 0<br>CS: 0 | PA: 33 |
| <b>PITCHER</b>   | IP WLS BF H R ER SO BB IBB HBP BLK WP HR S P ERA WHIP |                                 |                              |                                  |                              |                                 |                              |                                 |                              |                                 |                              |                                 |                              |                                  |                              |                                 |                                  |                                    |                                  |        |
| Randy Jones, L<br>ERA: 3.31<br>(1, 1)  | 4.0 L 20 3 4 4 1 0 0 0 0 0 1 16 40 9.00 2.000         |                                 |                              |                                  |                              |                                 |                              |                                 |                              |                                 |                              |                                 |                              |                                  |                              |                                 |                                  |                                    |                                  |        |
| Tom Hausman, R<br>ERA: 2.7<br>(5, 1)   | 2.0 6 0 0 0 1 0 0 0 0 0 0 8 8 0.00 0.000              |                                 |                              |                                  |                              |                                 |                              |                                 |                              |                                 |                              |                                 |                              |                                  |                              |                                 |                                  |                                    |                                  |        |
| Dyar Miller, R<br>ERA:<br>(7, 1)   | 2.0 7 0 0 0 2 2 0 0 0 0 0 9 17 0.00 1.000             |                                 |                              |                                  |                              |                                 |                              |                                 |                              |                                 |                              |                                 |                              |                                  |                              |                                 |                                  |                                    |                                  |        |

New York Mets @ Montreal Expos  
Olympic Stadium, Montreal, QB  
Sat Apr 25 1981, 3:33 AM EST  
Att: 18,150 - Unknown

|     |    |
|-----|----|
| AB  | 25 |
| R   | 4  |
| H   | 3  |
| RBI | 3  |
| BB  | 8  |
| SO  | 4  |
| LOB | 10 |





| Batter   | 1  | 2                               | 3                            | 4                               | 5                            | 6                                | 7                            | 8                               | 9                            | AB                              | R                            | H                               | RBI                          | BB                              | SO                           | LOB                             | TOP  |                                 |                                  |                                    |                                  |        |
|--|--|---------------------------------|------------------------------|---------------------------------|------------------------------|----------------------------------|------------------------------|---------------------------------|------------------------------|---------------------------------|------------------------------|---------------------------------|------------------------------|---------------------------------|------------------------------|---------------------------------|--|---------------------------------|----------------------------------|------------------------------------|----------------------------------|--------|
| Mookie Wilson, S<br>Pete Falcone, L<br>Wally Backman, S<br>Dyar Miller, R<br>Mike Cutchage, L<br>Jeff Reardon, R | 0-0<br>4-3   |                                 | 0-3<br>K                     |                                 |                              | 0-0<br>E5<br>1B<br>SF8           |                              | 0-0<br>2-3<br>2H<br>2B          |                              | 2                               | 0                            | 0                               | 0                            | 0                               | 1                            | 2                               |  |                                 |                                  |                                    |                                  |        |
| Frank Taveras, R   | 0-3<br>K   |                                 | 0-0<br>WP<br>1B              |                                 |                              | 0-0<br>G6-4-3<br>1B              |                              | 0-0<br>2-3                      |                              | 4                               | 0                            | 2                               | 0                            | 0                               | 1                            | 1                               |  |                                 |                                  |                                    |                                  |        |
| Lee Mazzilli, S  | 0-3<br>K   |                                 | 0-0<br>P5                    |                                 |                              | 0-0<br>SF8                       |                              | 0-3<br>K                        |                              | 3                               | 0                            | 0                               | 1                            | 0                               | 2                            | 3                               |  |                                 |                                  |                                    |                                  |        |
| Dave Kingman, R  |  | 0-0<br>5-3                      |                              |                                 |                              | 0-0<br>F9                        |                              |                                 |                              | 4                               | 1                            | 1                               | 1                            | 0                               | 0                            | 1                               |  |                                 |                                  |                                    |                                  |        |
| Mike Jorgensen, L  |  | 0-0<br>F8                       |                              |                                 |                              | 0-0<br>E1<br>G4-3                |                              |                                 |                              | 4                               | 0                            | 0                               | 0                            | 0                               | 0                            | 0                               |  |                                 |                                  |                                    |                                  |        |
| Hubie Brooks, R  |  | 0-0<br>5-3                      |                              |                                 |                              | 0-0<br>G4-3                      |                              |                                 |                              | 4                               | 0                            | 0                               | 0                            | 0                               | 1                            | 1                               |  |                                 |                                  |                                    |                                  |        |
| Alex Trevino, R  |  |                                 | 0-0<br>1B<br>BLK<br>WP<br>1B |                                 |                              | 0-0<br>G4-6-3<br>1B              |                              |                                 |                              | 4                               | 1                            | 2                               | 0                            | 0                               | 0                            | 0                               |  |                                 |                                  |                                    |                                  |        |
| Doug Flynn, R  |  |                                 | 4-0<br>WP<br>1B<br>BB        |                                 |                              | 0-3<br>K                         |                              |                                 |                              | 2                               | 1                            | 0                               | 0                            | 1                               | 1                            | 1                               |  |                                 |                                  |                                    |                                  |        |
| Pat Zachry, R<br>Rusty Staub, L  |  |                                 | 0-0<br>F8                    |                                 |                              | 0-0<br>G4-6-3                    |                              |                                 |                              | 0                               | 0                            | 0                               | 0                            | 0                               | 0                            | 0                               |  |                                 |                                  |                                    |                                  |        |
|  |  |                                 |                              |                                 |                              |                                  |                              |                                 |                              | 3                               | 0                            | 0                               | 0                            | 0                               | 0                            | 4                               |  |                                 |                                  |                                    |                                  |        |
| <b>Inning Stats</b>  | R: 0<br>E: 0<br>K: 2<br>S: 7   | H: 0<br>LOB: 0<br>BB: 0<br>P: 7 | R: 0<br>E: 0<br>K: 0<br>S: 3 | H: 0<br>LOB: 0<br>BB: 0<br>P: 3 | R: 1<br>E: 0<br>K: 1<br>S: 7 | H: 2<br>LOB: 2<br>BB: 1<br>P: 11 | R: 0<br>E: 1<br>K: 0<br>S: 3 | H: 0<br>LOB: 0<br>BB: 0<br>P: 3 | R: 0<br>E: 0<br>K: 1<br>S: 5 | H: 1<br>LOB: 0<br>BB: 0<br>P: 5 | R: 1<br>E: 1<br>K: 0<br>S: 4 | H: 1<br>LOB: 1<br>BB: 0<br>P: 4 | R: 0<br>E: 0<br>K: 0<br>S: 3 | H: 0<br>LOB: 0<br>BB: 0<br>P: 3 | R: 1<br>E: 1<br>K: 1<br>S: 7 | H: 1<br>LOB: 1<br>BB: 0<br>P: 7 | R: 1<br>E: 0<br>K: 1<br>S: 6   | H: 1<br>LOB: 0<br>BB: 0<br>P: 6 | 1B: 4<br>2B: 1<br>3B: 0<br>HR: 1 | SF: 1<br>SAC: 0<br>DP: 3<br>HBP: 0 | WP: 1<br>PB: 0<br>SB: 0<br>CS: 0 | PA: 34 |
| <b>PITCHER</b><br>Ray Burris, R  | IP: 9.0<br>WLS: W<br>BF: 34<br>H: 6<br>R: 4<br>ER: 2<br>SO: 6<br>BB: 1<br>IBB: 0<br>HBP: 0<br>BLK: 1<br>WP: 1<br>HR: 1<br>S: 45<br>P: 49<br>ERA: 2.00<br>WHIP: 0.778 |                                 |                              |                                 |                              |                                  |                              |                                 |                              |                                 |                              |                                 |                              |                                 |                              | <b>PITCHER</b>                  | IP: 9.0<br>WLS: W<br>BF: 34<br>H: 6<br>R: 4<br>ER: 2<br>SO: 6<br>BB: 1<br>IBB: 0<br>HBP: 0<br>BLK: 1<br>WP: 1<br>HR: 1<br>S: 45<br>P: 49<br>ERA: 2.00<br>WHIP: 0.778 |                                 |                                  |                                    |                                  |        |

New York Mets @ Montreal Expos  
Olympic Stadium, Montreal, QB  
Sun Apr 26 1981, 3:33 AM EDT  
Unknown

AB 32  
R 4  
H 6  
RBI 3  
BB 1  
SO 6  
LOB 13



| Batter  | 1   | 2                                | 3                            | 4                               | 5                            | 6                                | 7                            | 8                                | 9                            | AB                              | R                            | H                               | RBI                          | BB                               | SO                           | LOB                             | BOTTOM  |                                    |                                  |        |
|---|---|----------------------------------|------------------------------|---------------------------------|------------------------------|----------------------------------|------------------------------|----------------------------------|------------------------------|---------------------------------|------------------------------|---------------------------------|------------------------------|----------------------------------|------------------------------|---------------------------------|---|------------------------------------|----------------------------------|--------|
| Tim Raines, S   | 0-0<br>F4-3   | 0-0<br>F7                        | 0-0<br>P3                    |                                 |                              | 0-0<br>F8                        | 0-0<br>G3                    |                                  |                              | 5                               | 0                            | 0                               | 0                            | 0                                | 0                            | 6                               |   |                                    |                                  |        |
| Jerry Manuel, S   | 0-3<br>K  | 0-0<br>1-3                       |                              |                                 |                              | 0-0<br>E<br>2B                   |                              | 0-0<br>1B<br>2B                  |                              | 5                               | 2                            | 2                               | 0                            | 0                                | 1                            | 1                               |   |                                    |                                  |        |
| Andre Dawson, R<br>Jerry White, S   | 0-0<br>HR<br>2B   |                                  | 0-3<br>K                     | 4-0<br>F1-4<br>BB               |                              | 0-0<br>5-3                       |                              | 0-0<br>F7                        |                              | 3                               | 1                            | 1                               | 0                            | 1                                | 1                            | 1                               |   |                                    |                                  |        |
| Ellis Valentine, R<br>Tom Hutton, L   | 0-0<br>HR   |                                  | 0-0<br>1B                    | 0-0<br>F1-4                     | 1-2                          | 0-0<br>E8                        | 1-2<br>2H<br>1B              | 0-0<br>2H<br>1B                  |                              | 4                               | 0                            | 3                               | 3                            | 0                                | 0                            | 1                               |   |                                    |                                  |        |
| Gary Carter, R  | 0-0<br>E8<br>3B   |                                  | 0-0<br>1H<br>HR              | 4-0<br>1-2<br>BB                |                              | 0-3<br>K                         |                              | 0-0<br>F8                        |                              | 4                               | 2                            | 2                               | 2                            | 1                                | 1                            | 2                               |   |                                    |                                  |        |
| Larry Parrish, R  | 0-3<br>K  |                                  | 4-0<br>BB<br>BB<br>BB        | 0-0<br>F7                       |                              | 0-3<br>K                         |                              | 0-3<br>K                         |                              | 4                               | 0                            | 0                               | 0                            | 1                                | 3                            | 3                               |   |                                    |                                  |        |
| Warren Cromartie, L   |   | 0-0<br>2B<br>SF8<br>1B           | 4-0<br>1-2<br>BB<br>BB       |                                 |                              | 0-3<br>K                         |                              | 0-0<br>BB<br>1B                  |                              | 3                               | 1                            | 2                               | 0                            | 1                                | 1                            | 0                               |   |                                    |                                  |        |
| Chris Speier, R   |   | 0-0<br>2B                        | 0-3<br>K                     |                                 |                              | 0-0<br>F2                        |                              | 0-0<br>F9                        |                              | 4                               | 0                            | 1                               | 0                            | 0                                | 1                            | 3                               |   |                                    |                                  |        |
| Ray Burris, R   |   | 0-0<br>SF8                       | 4-0<br>1-2<br>2-3<br>BB      |                                 |                              | 0-3<br>K                         |                              | 4-0<br>1-2<br>BB                 |                              | 1                               | 0                            | 0                               | 1                            | 2                                | 1                            | 0                               |   |                                    |                                  |        |
| <b>Inning Stats</b>   | R: 3<br>E: 1<br>K: 2<br>S: 10   | H: 3<br>LOB: 0<br>BB: 0<br>P: 10 | R: 1<br>E: 0<br>K: 0<br>S: 5 | H: 2<br>LOB: 1<br>BB: 0<br>P: 5 | R: 2<br>E: 0<br>K: 2<br>S: 9 | H: 2<br>LOB: 3<br>BB: 3<br>P: 21 | R: 0<br>E: 0<br>K: 0<br>S: 3 | H: 0<br>LOB: 2<br>BB: 2<br>P: 11 | R: 0<br>E: 0<br>K: 2<br>S: 7 | H: 0<br>LOB: 0<br>BB: 0<br>P: 7 | R: 1<br>E: 1<br>K: 1<br>S: 7 | H: 2<br>LOB: 1<br>BB: 0<br>P: 7 | R: 0<br>E: 0<br>K: 1<br>S: 6 | H: 1<br>LOB: 2<br>BB: 1<br>P: 10 | R: 1<br>E: 0<br>K: 1<br>S: 7 | H: 2<br>LOB: 1<br>BB: 0<br>P: 7 | 1B: 5<br>2B: 4<br>3B: 1<br>HR: 2  | SF: 1<br>SAC: 0<br>DP: 0<br>HBP: 0 | WP: 0<br>PB: 0<br>SB: 0<br>CS: 0 | PA: 42 |
| <b>PITCHER</b><br>Pat Zachry, R<br>Pete Falcone, L<br>Dyar Miller, R<br>Jeff Reardon, R | IP: 2.0<br>WLS: L<br>BF: 11<br>H: 5<br>R: 4<br>ER: 3<br>SO: 2<br>BB: 0<br>IBB: 0<br>HBP: 0<br>BLK: 0<br>WP: 0<br>HR: 1<br>S: 15<br>P: 15<br>ERA: 13.50<br>WHIP: 2.500 |                                  |                              |                                 |                              |                                  |                              |                                  |                              |                                 |                              |                                 |                              |                                  |                              | <b>PITCHER</b>                  | IP: 2.0<br>WLS: L<br>BF: 11<br>H: 5<br>R: 4<br>ER: 3<br>SO: 2<br>BB: 0<br>IBB: 0<br>HBP: 0<br>BLK: 0<br>WP: 0<br>HR: 1<br>S: 15<br>P: 15<br>ERA: 13.50<br>WHIP: 2.500 |                                    |                                  |        |

New York Mets @ Montreal Expos  
Olympic Stadium, Montreal, QB  
Sun Apr 26 1981, 3:33 AM EDT  
Unknown

AB 35  
R 6  
H 12  
RBI 7  
BB 6  
SO 9  
LOB 18





| Batter  | 1                            | 2                               | 3                            | 4                               | 5                             | 6                                | 7                            | 8                               | 9                            | AB                              | R                            | H                                | RBI                          | BB                              | SO                           | LOB                             | TOP                          |                                 |                                  |                                    |                                  |        |  |  |
|---|------------------------------|---------------------------------|------------------------------|---------------------------------|-------------------------------|----------------------------------|------------------------------|---------------------------------|------------------------------|---------------------------------|------------------------------|----------------------------------|------------------------------|---------------------------------|------------------------------|---------------------------------|------------------------------|---------------------------------|----------------------------------|------------------------------------|----------------------------------|--------|--|--|
| Joel Youngblood, R<br>OBP: 0.280, SLG: 0.261<br>(1, 9)  | 5-3                          |                                 | 1B                           |                                 | F9                            |                                  | 6-3                          |                                 | 4-3                          | 5                               | 0                            | 1                                | 2                            | 0                               | 0                            | 3                               |                              |                                 |                                  |                                    |                                  |        |  |  |
| Frank Taveras, R<br>OBP: 0.241, SLG: 0.245<br>(1, 6)  | K                            |                                 | 1B                           |                                 | F7                            |                                  | P6                           |                                 | FC4-6<br>1B                  | 5                               | 0                            | 2                                | 0                            | 0                               | 1                            | 2                               |                              |                                 |                                  |                                    |                                  |        |  |  |
| Lee Mazzilli, S<br>OBP: 0.293, SLG: 0.303<br>(1, 8)   | F7                           |                                 | 3-1                          |                                 |                               | K                                | F8                           |                                 | FC4-6<br>HR                  | 5                               | 1                            | 0                                | 1                            | 0                               | 1                            | 4                               |                              |                                 |                                  |                                    |                                  |        |  |  |
| Dave Kingman, R<br>OBP: 0.392, SLG: 0.564<br>(1, 7)   |                              | P6                              |                              |                                 | F8                            |                                  |                              | 6-3                             | HR                           | 5                               | 2                            | 2                                | 3                            | 0                               | 0                            | 0                               |                              |                                 |                                  |                                    |                                  |        |  |  |
| Rusty Staub, L<br>OBP: 0.408, SLG: 0.477<br>(1, 3)  | 5-3                          |                                 |                              |                                 |                               | FC1-6<br>BB                      |                              | FC6<br>1B                       | K                            | 4                               | 0                            | 2                                | 0                            | 1                               | 1                            | 0                               |                              |                                 |                                  |                                    |                                  |        |  |  |
| Mike Cabbage, L<br>OBP: 0.300, SLG: 0.286<br>(6, PH)<br>Hubie Brooks, R<br>OBP: 0.298, SLG: 0.362<br>(6, 5)   | K                            |                                 |                              |                                 | K                             | FC1-6<br>1B                      |                              | F8                              |                              | 2                               | 0                            | 0                                | 0                            | 0                               | 2                            | 1                               |                              |                                 |                                  |                                    |                                  |        |  |  |
| Ron Hodges, L<br>OBP: 0.300, SLG: 0.875<br>(1, 2)   |                              |                                 | K                            |                                 | F5                            |                                  |                              | FC6<br>1B                       |                              | 4                               | 0                            | 1                                | 0                            | 0                               | 1                            | 2                               |                              |                                 |                                  |                                    |                                  |        |  |  |
| Doug Flynn, R<br>OBP: 0.429, SLG: 0.600<br>(1, 4)   |                              |                                 |                              |                                 | 1B<br>3B                      |                                  | F6-3                         | F2                              | 1B<br>4-3<br>1B              | 4                               | 2                            | 2                                | 0                            | 0                               | 0                            | 2                               |                              |                                 |                                  |                                    |                                  |        |  |  |
| Craig Swan, R<br>(1, 1)<br>Tom Hausman, R<br>(1, 1)<br>Mookie Wilson, S<br>OBP: 0.237, SLG: 0.270<br>(7, PH)<br>Jeff Reardon, R<br>(7, 1)<br>Mike Jorgensen, L<br>OBP: 0.287, SLG: 0.429<br>(9, PH) |                              |                                 | K                            |                                 |                               | BB                               |                              | E6<br>1B                        | 1B<br>4-3<br>1B              | 0                               | 0                            | 0                                | 0                            | 0                               | 0                            | 0                               |                              |                                 |                                  |                                    |                                  |        |  |  |
| <b>Inning Stats</b>   | R: 0<br>E: 0<br>K: 1<br>S: 5 | H: 0<br>LOB: 0<br>BB: 0<br>P: 5 | R: 0<br>E: 0<br>K: 1<br>S: 5 | H: 0<br>LOB: 0<br>BB: 0<br>P: 5 | R: 1<br>E: 0<br>K: 2<br>S: 10 | H: 3<br>LOB: 2<br>BB: 0<br>P: 10 | R: 0<br>E: 0<br>K: 1<br>S: 6 | H: 1<br>LOB: 1<br>BB: 0<br>P: 6 | R: 0<br>E: 0<br>K: 0<br>S: 3 | H: 0<br>LOB: 1<br>BB: 1<br>P: 7 | R: 1<br>E: 0<br>K: 1<br>S: 7 | H: 2<br>LOB: 2<br>BB: 1<br>P: 11 | R: 0<br>E: 1<br>K: 0<br>S: 4 | H: 1<br>LOB: 1<br>BB: 0<br>P: 4 | R: 0<br>E: 0<br>K: 0<br>S: 4 | H: 1<br>LOB: 1<br>BB: 0<br>P: 4 | R: 4<br>E: 0<br>K: 1<br>S: 9 | H: 4<br>LOB: 0<br>BB: 0<br>P: 9 | 1B: 8<br>2B: 1<br>3B: 1<br>HR: 2 | SF: 0<br>SAC: 0<br>DP: 0<br>HBP: 0 | WP: 0<br>PB: 0<br>SB: 0<br>CS: 0 | PA: 41 |  |  |
| <b>PITCHER</b>  | IP                           | WLS                             | BF                           | H                               | R                             | ER                               | SO                           | BB                              | IBB                          | HBP                             | BLK                          | WP                               | HR                           | S                               | P                            | ERA                             | WHIP                         |                                 |                                  |                                    |                                  |        |  |  |
| Scott Sanderson, R<br>ERA: 1.33<br>(1, 1)   | 5.1                          | W                               | 23                           | 5                               | 2                             | 2                                | 6                            | 2                               | 0                            | 0                               | 0                            | 0                                | 1                            | 33                              | 41                           | 3.38                            | 1.312                        |                                 |                                  |                                    |                                  |        |  |  |
| Bill Lee, L<br>ERA: 1.42<br>(6, 1)  | 0.1                          |                                 | 2                            | 1                               | 0                             | 0                                | 0                            | 0                               | 0                            | 0                               | 0                            | 0                                | 0                            | 2                               | 2                            | 0.00                            | 3.000                        |                                 |                                  |                                    |                                  |        |  |  |
| Stan Bahnsen, R<br>ERA: 6.52<br>(6, 1)  | 3.0                          |                                 | 15                           | 6                               | 4                             | 4                                | 0                            | 0                               | 0                            | 0                               | 0                            | 0                                | 1                            | 15                              | 15                           | 12.00                           | 2.000                        |                                 |                                  |                                    |                                  |        |  |  |
| Woodie Fryman, L<br>ERA:<br>(9, 1)  | 0.1                          | S                               | 1                            | 0                               | 0                             | 0                                | 1                            | 0                               | 0                            | 0                               | 0                            | 0                                | 0                            | 3                               | 3                            | 0.00                            | 0.000                        |                                 |                                  |                                    |                                  |        |  |  |

New York Mets @ Montreal Expos  
Olympic Stadium, Montreal, QB  
Sun Apr 26 1981, 3:38 AM EDT  
Att: 41,697 - Unknown

AB 39  
R 6  
H 12  
RBI 6  
BB 2  
SO 7  
LOB 17



| Batter   | 1                            | 2                               | 3                            | 4                               | 5                            | 6                               | 7                            | 8                               | 9                            | AB                               | R                            | H                               | RBI                          | BB                               | SO                           | LOB                             | BOTTOM                           |                                    |                                  |        |  |  |  |  |
|--|------------------------------|---------------------------------|------------------------------|---------------------------------|------------------------------|---------------------------------|------------------------------|---------------------------------|------------------------------|----------------------------------|------------------------------|---------------------------------|------------------------------|----------------------------------|------------------------------|---------------------------------|----------------------------------|------------------------------------|----------------------------------|--------|--|--|--|--|
| Tim Raines, S<br>OBP: 0.492, SLG: 0.460<br>(1, 7)  | WP<br>SF9<br>1B              |                                 | 1B<br>F6-4-3<br>1B           |                                 | 1-2<br>BB                    |                                 | 1-2<br>HR<br>BB              |                                 | F4-3                         | 3                                | 3                            | 2                               | 0                            | 2                                | 0                            | 1                               |                                  |                                    |                                  |        |  |  |  |  |
| Jerry Manuel, S<br>OBP: 0.400, SLG: 0.750<br>(1, 4)  | SF9<br>1-2<br>1B             |                                 | F6-4-3<br>1B                 |                                 | F3                           |                                 | 1-2<br>HR                    |                                 |                              | 3                                | 1                            | 2                               | 4                            | 0                                | 0                            | 2                               |                                  |                                    |                                  |        |  |  |  |  |
| Andre Dawson, R<br>OBP: 0.429, SLG: 0.653<br>(1, 8)  |                              |                                 | F6-4-3<br>1-2<br>3-1<br>1B   |                                 | K                            |                                 | S<br>1B                      |                                 |                              | 4                                | 1                            | 2                               | 1                            | 0                                | 1                            | 3                               |                                  |                                    |                                  |        |  |  |  |  |
| Willie Montanez, L<br>OBP: 0.273, SLG: 0.200<br>(1, 3)   | F9                           |                                 | 5-3                          |                                 |                              | F4-3                            | F9                           |                                 |                              | 4                                | 0                            | 0                               | 0                            | 0                                | 0                            | 1                               |                                  |                                    |                                  |        |  |  |  |  |
| Tim Wallach, R<br>OBP: 0.364, SLG: 0.600<br>(1, 5)   |                              |                                 |                              |                                 | F8                           |                                 | L5                           |                                 |                              | 4                                | 0                            | 2                               | 0                            | 0                                | 0                            | 1                               |                                  |                                    |                                  |        |  |  |  |  |
| Rowland Office, L<br>OBP: 0.200, SLG: 0.200<br>(1, 9)  | K                            |                                 |                              |                                 | 5-3                          |                                 | F8                           |                                 | F5                           | 4                                | 0                            | 0                               | 0                            | 0                                | 1                            | 2                               |                                  |                                    |                                  |        |  |  |  |  |
| Chris Speier, R<br>OBP: 0.240, SLG: 0.261<br>(1, 6)  |                              |                                 | F7                           |                                 | 5-3                          |                                 | 5-3                          |                                 | 2B                           | 4                                | 1                            | 1                               | 0                            | 0                                | 0                            | 1                               |                                  |                                    |                                  |        |  |  |  |  |
| Bobby Ramos, R<br>OBP: 0.500, SLG: 1.000<br>(1, 2)   |                              | L3                              |                              |                                 | WP<br>BB                     |                                 | HR<br>BB                     |                                 | 2B                           | 3                                | 1                            | 2                               | 1                            | 1                                | 0                            | 0                               |                                  |                                    |                                  |        |  |  |  |  |
| Scott Sanderson, R<br>OBP: 0.375, SLG: 0.571<br>(1, 1)<br>Bill Lee, L<br>OBP: 1.000, SLG: 1.000<br>(6, 1)<br>Stan Bahnsen, R<br>(6, 1)<br>Woodie Fryman, R<br>(9, 1) |                              | 5-3                             |                              |                                 | K                            |                                 | F3                           |                                 | K                            | 2                                | 0                            | 0                               | 0                            | 0                                | 1                            | 1                               |                                  |                                    |                                  |        |  |  |  |  |
| <b>Inning Stats</b>  | R: 2<br>E: 0<br>K: 1<br>S: 8 | H: 3<br>LOB: 1<br>BB: 0<br>P: 8 | R: 0<br>E: 0<br>K: 0<br>S: 3 | H: 0<br>LOB: 0<br>BB: 0<br>P: 3 | R: 1<br>E: 0<br>K: 0<br>S: 4 | H: 2<br>LOB: 0<br>BB: 0<br>P: 4 | R: 0<br>E: 0<br>K: 0<br>S: 3 | H: 0<br>LOB: 0<br>BB: 0<br>P: 3 | R: 0<br>E: 0<br>K: 2<br>S: 7 | H: 0<br>LOB: 2<br>BB: 2<br>P: 15 | R: 0<br>E: 0<br>K: 0<br>S: 4 | H: 1<br>LOB: 1<br>BB: 0<br>P: 4 | R: 3<br>E: 0<br>K: 0<br>S: 6 | H: 3<br>LOB: 1<br>BB: 1<br>P: 10 | R: 1<br>E: 0<br>K: 1<br>S: 7 | H: 2<br>LOB: 1<br>BB: 0<br>P: 7 | 1B: 7<br>2B: 2<br>3B: 0<br>HR: 2 | SF: 1<br>SAC: 0<br>DP: 1<br>HBP: 0 | WP: 2<br>PB: 0<br>SB: 3<br>CS: 0 | PA: 37 |  |  |  |  |
| <b>PITCHER</b>   | IP                           | WLS                             | BF                           | H                               | R                            | ER                              | SO                           | BB                              | IBB                          | HBP                              | BLK                          | WP                              | HR                           | S                                | P                            | ERA                             | WHIP                             |                                    |                                  |        |  |  |  |  |
| Craig Swan, R<br>ERA: 5.06<br>(1, 1)   | 0.0                          | L                               | 1                            | 1                               | 1                            | 1                               | 0                            | 0                               | 0                            | 0                                | 0                            | 0                               | 1                            | 1                                | 1                            |                                 |                                  |                                    |                                  |        |  |  |  |  |
| Tom Hausman, R<br>ERA: 2.94<br>(1, 1)  | 6.0                          |                                 | 24                           | 5                               | 2                            | 2                               | 3                            | 2                               | 0                            | 0                                | 0                            | 2                               | 1                            | 28                               | 36                           | 3.00                            | 1.167                            |                                    |                                  |        |  |  |  |  |
| Jeff Reardon, R<br>ERA: 12.79<br>(7, 1)  | 2.0                          |                                 | 12                           | 5                               | 4                            | 4                               | 1                            | 1                               | 0                            | 0                                | 0                            | 0                               | 1                            | 13                               | 17                           | 18.00                           | 3.000                            |                                    |                                  |        |  |  |  |  |

New York Mets @ Montreal Expos  
Olympic Stadium, Montreal, QB  
Sun Apr 26 1981, 3:38 AM EDT  
Att: 41,697 - Unknown

AB 33  
R 7  
H 11  
RBI 6  
BB 3  
SO 4  
LOB 14





| Batter  | 1  | 2                               | 3                            | 4                               | 5                            | 6                               | 7                            | 8                               | 9                            | AB                              | R                            | H                               | RBI                          | BB                              | SO                               | LOB                                | TOP                              |        |
|---|--|---------------------------------|------------------------------|---------------------------------|------------------------------|---------------------------------|------------------------------|---------------------------------|------------------------------|---------------------------------|------------------------------|---------------------------------|------------------------------|---------------------------------|----------------------------------|------------------------------------|----------------------------------|--------|
| Tim Raines, S<br>OBP: 0.477, SLG: 0.463 (1, 7)        |  |                                 |                              |                                 |                              |                                 |                              |                                 |                              | 4                               | 1                            | 1                               | 0                            | 0                               | 0                                | 0                                  |                                  |        |
| Jerry Manuel, S<br>OBP: 0.316, SLG: 0.600 (1, 4)      |  |                                 |                              |                                 |                              |                                 |                              |                                 |                              | 3                               | 0                            | 0                               | 1                            | 0                               | 0                                | 0                                  |                                  |        |
| Andre Dawson, R<br>OBP: 0.400, SLG: 0.604 (1, 8)      |  |                                 |                              |                                 |                              |                                 |                              |                                 |                              | 4                               | 0                            | 0                               | 0                            | 0                               | 1                                | 0                                  |                                  |        |
| Ellis Valentine, R<br>OBP: 0.200, SLG: 0.347 (1, 9)   |  |                                 |                              |                                 |                              |                                 |                              |                                 |                              | 4                               | 0                            | 0                               | 0                            | 0                               | 0                                | 0                                  |                                  |        |
| Gary Carter, R<br>OBP: 0.396, SLG: 0.617 (1, 2)       |  |                                 |                              |                                 |                              |                                 |                              |                                 |                              | 4                               | 0                            | 0                               | 0                            | 0                               | 0                                | 0                                  |                                  |        |
| Larry Parrish, R<br>OBP: 0.321, SLG: 0.327 (1, 5)     |  |                                 |                              |                                 |                              |                                 |                              |                                 |                              | 4                               | 0                            | 1                               | 0                            | 0                               | 0                                | 0                                  |                                  |        |
| Warren Cromartie, L<br>OBP: 0.389, SLG: 0.477 (1, 3)  |  |                                 |                              |                                 |                              |                                 |                              |                                 |                              | 3                               | 0                            | 2                               | 0                            | 0                               | 0                                | 0                                  |                                  |        |
| Chris Speier, R<br>OBP: 0.264, SLG: 0.255 (1, 6)      |  |                                 |                              |                                 |                              |                                 |                              |                                 |                              | 1                               | 0                            | 0                               | 0                            | 2                               | 0                                | 0                                  |                                  |        |
| Bill Gullickson, R<br>OBP: 0.250, SLG: 0.375 (1, 1)   |  |                                 |                              |                                 |                              |                                 |                              |                                 |                              | 2                               | 0                            | 0                               | 0                            | 0                               | 0                                | 2                                  |                                  |        |
| Tom Hutton, L<br>OBP: 0.500, SLG: 0.500 (7, PH)       |  |                                 |                              |                                 |                              |                                 |                              |                                 |                              | 1                               | 0                            | 0                               | 0                            | 0                               | 0                                | 3                                  |                                  |        |
| Elias Sosa, R<br>OBP: 1.000, SLG: 1.000 (7, 1)        |  |                                 |                              |                                 |                              |                                 |                              |                                 |                              | 0                               | 0                            | 0                               | 0                            | 0                               | 0                                | 0                                  |                                  |        |
| <b>Inning Stats</b>                                   | R: 1<br>E: 0<br>K: 0<br>S: 4   | H: 1<br>LOB: 0<br>BB: 0<br>P: 4 | R: 0<br>E: 0<br>K: 0<br>S: 3 | H: 0<br>LOB: 0<br>BB: 0<br>P: 3 | R: 0<br>E: 0<br>K: 0<br>S: 3 | H: 0<br>LOB: 0<br>BB: 0<br>P: 3 | R: 0<br>E: 0<br>K: 0<br>S: 4 | H: 1<br>LOB: 2<br>BB: 1<br>P: 8 | R: 0<br>E: 0<br>K: 0<br>S: 5 | H: 2<br>LOB: 3<br>BB: 1<br>P: 9 | R: 0<br>E: 0<br>K: 0<br>S: 3 | H: 0<br>LOB: 0<br>BB: 0<br>P: 3 | R: 0<br>E: 0<br>K: 0<br>S: 3 | H: 0<br>LOB: 0<br>BB: 0<br>P: 3 | 1B: 2<br>2B: 1<br>3B: 1<br>HR: 0 | SF: 1<br>SAC: 0<br>DP: 0<br>HBP: 0 | WP: 0<br>PB: 0<br>SB: 1<br>CS: 0 | PA: 33 |
| <b>PITCHER</b><br>Dick Ruthven, R<br>ERA: 2.87 (1, 1) | IP: 9.0<br>WLS: W<br>BF: 33<br>H: 4<br>R: 1<br>ER: 1<br>SO: 1<br>BB: 1<br>IBB: 1<br>HBP: 0<br>BLK: 0<br>WP: 0<br>HR: 0<br>S: 33<br>P: 41<br>ERA: 1.00<br>WHIP: 0.556 |                                 |                              |                                 |                              |                                 |                              |                                 |                              |                                 |                              |                                 |                              |                                 |                                  | <b>PITCHER</b>                     |                                  |        |

Montreal Expos @ Philadelphia Phillies  
Veterans Stadium, Philadelphia, PA  
Mon Apr 27 1981, 7:05 PM EDT  
Att: 27,347 - Unknown

|     |    |
|-----|----|
| AB  | 30 |
| R   | 1  |
| H   | 4  |
| RBI | 1  |
| BB  | 2  |
| SO  | 1  |
| LOB | 5  |



| Batter   | 1  | 2                                | 3                            | 4                               | 5                            | 6                               | 7                            | 8                               | 9                            | AB                              | R                            | H                                | RBI                          | BB                              | SO                           | LOB                             | BOTTOM                           |                                    |                                  |        |
|--|--|----------------------------------|------------------------------|---------------------------------|------------------------------|---------------------------------|------------------------------|---------------------------------|------------------------------|---------------------------------|------------------------------|----------------------------------|------------------------------|---------------------------------|------------------------------|---------------------------------|----------------------------------|------------------------------------|----------------------------------|--------|
| Lonnie Smith, R<br>OBP: 0.192, SLG: 0.125 (1, 9)         |  |                                  |                              |                                 |                              |                                 |                              |                                 |                              | 3                               | 1                            | 0                                | 0                            | 1                               | 0                            | 0                               |                                  |                                    |                                  |        |
| Greg Gross, L<br>OBP: 0.389, SLG: 0.500 (8, 9)           |  |                                  |                              |                                 |                              |                                 |                              |                                 |                              | 0                               | 0                            | 0                                | 0                            | 0                               | 0                            | 0                               |                                  |                                    |                                  |        |
| Pete Rose, S<br>OBP: 0.440, SLG: 0.507 (1, 3)            |  |                                  |                              |                                 |                              |                                 |                              |                                 |                              | 4                               | 1                            | 2                                | 1                            | 0                               | 0                            | 0                               |                                  |                                    |                                  |        |
| Mike Schmidt, R<br>OBP: 0.448, SLG: 0.745 (1, 5)         |  |                                  |                              |                                 |                              |                                 |                              |                                 |                              | 3                               | 1                            | 1                                | 0                            | 1                               | 1                            | 2                               |                                  |                                    |                                  |        |
| Gary Matthews, R<br>OBP: 0.423, SLG: 0.465 (1, 7)        |  |                                  |                              |                                 |                              |                                 |                              |                                 |                              | 4                               | 0                            | 1                                | 1                            | 0                               | 0                            | 1                               |                                  |                                    |                                  |        |
| Manny Trillo, R<br>OBP: 0.348, SLG: 0.356 (1, 4)         |  |                                  |                              |                                 |                              |                                 |                              |                                 |                              | 3                               | 0                            | 0                                | 0                            | 0                               | 1                            | 2                               |                                  |                                    |                                  |        |
| Gary Maddox, R<br>OBP: 0.328, SLG: 0.328 (1, 8)          |  |                                  |                              |                                 |                              |                                 |                              |                                 |                              | 4                               | 0                            | 2                                | 0                            | 0                               | 1                            | 4                               |                                  |                                    |                                  |        |
| Larry Bowa, S<br>OBP: 0.323, SLG: 0.339 (1, 6)           |  |                                  |                              |                                 |                              |                                 |                              |                                 |                              | 3                               | 0                            | 1                                | 1                            | 1                               | 0                            | 2                               |                                  |                                    |                                  |        |
| Bob Boone, R<br>OBP: 0.298, SLG: 0.327 (1, 2)            |  |                                  |                              |                                 |                              |                                 |                              |                                 |                              | 3                               | 0                            | 0                                | 0                            | 0                               | 1                            | 6                               |                                  |                                    |                                  |        |
| Dick Ruthven, R<br>OBP: 0.091, SLG: 0.091 (1, 1)         |  |                                  |                              |                                 |                              |                                 |                              |                                 |                              | 3                               | 0                            | 0                                | 0                            | 0                               | 1                            | 0                               |                                  |                                    |                                  |        |
| <b>Inning Stats</b>                                      | R: 2<br>E: 0<br>K: 2<br>S: 8   | H: 1<br>LOB: 1<br>BB: 1<br>P: 12 | R: 0<br>E: 0<br>K: 0<br>S: 3 | H: 1<br>LOB: 0<br>BB: 0<br>P: 3 | R: 0<br>E: 0<br>K: 0<br>S: 3 | H: 0<br>LOB: 0<br>BB: 0<br>P: 3 | R: 1<br>E: 0<br>K: 0<br>S: 4 | H: 1<br>LOB: 2<br>BB: 1<br>P: 9 | R: 0<br>E: 0<br>K: 1<br>S: 5 | H: 0<br>LOB: 0<br>BB: 0<br>P: 5 | R: 0<br>E: 0<br>K: 2<br>S: 9 | H: 2<br>LOB: 3<br>BB: 1<br>P: 13 | R: 0<br>E: 0<br>K: 0<br>S: 4 | H: 1<br>LOB: 1<br>BB: 0<br>P: 4 | R: 0<br>E: 0<br>K: 0<br>S: 4 | H: 1<br>LOB: 1<br>BB: 0<br>P: 4 | 1B: 5<br>2B: 1<br>3B: 1<br>HR: 0 | SF: 0<br>SAC: 0<br>DP: 0<br>HBP: 1 | WP: 0<br>PB: 1<br>SB: 1<br>CS: 1 | PA: 34 |
| <b>PITCHER</b><br>Bill Gullickson, R<br>ERA: 2.82 (1, 1) | IP: 6.0<br>WLS: L<br>BF: 26<br>H: 5<br>R: 3<br>ER: 3<br>SO: 3<br>BB: 2<br>IBB: 1<br>HBP: 1<br>BLK: 0<br>WP: 0<br>HR: 0<br>S: 32<br>P: 45<br>ERA: 4.50<br>WHIP: 1.167 |                                  |                              |                                 |                              |                                 |                              |                                 |                              |                                 |                              |                                  |                              |                                 |                              | <b>PITCHER</b>                  |                                  |                                    |                                  |        |
| Elias Sosa, R<br>ERA: (7, 1)                             | IP: 2.0<br>WLS: L<br>BF: 8<br>H: 2<br>R: 0<br>ER: 0<br>SO: 0<br>BB: 0<br>IBB: 0<br>HBP: 0<br>BLK: 0<br>WP: 0<br>HR: 0<br>S: 8<br>P: 8<br>ERA: 0.00<br>WHIP: 1.000    |                                  |                              |                                 |                              |                                 |                              |                                 |                              |                                 |                              |                                  |                              |                                 |                              | <b>PITCHER</b>                  |                                  |                                    |                                  |        |

Montreal Expos @ Philadelphia Phillies  
Veterans Stadium, Philadelphia, PA  
Mon Apr 27 1981, 7:05 PM EDT  
Att: 27,347 - Unknown

|     |    |
|-----|----|
| AB  | 30 |
| R   | 3  |
| H   | 7  |
| RBI | 3  |
| BB  | 3  |
| SO  | 5  |
| LOB | 17 |









| Batter  | 1  | 2                               | 3                            | 4                               | 5                            | 6                                | 7                            | 8                               | 9                            | AB                              | R                            | H                               | RBI                          | BB                              | SO                           | LOB                              | TOP  |                                 |                                  |                                    |                                  |        |
|---|--|---------------------------------|------------------------------|---------------------------------|------------------------------|----------------------------------|------------------------------|---------------------------------|------------------------------|---------------------------------|------------------------------|---------------------------------|------------------------------|---------------------------------|------------------------------|----------------------------------|--|---------------------------------|----------------------------------|------------------------------------|----------------------------------|--------|
| Tim Raines, S<br>OBP: 0.467, SLG: 0.435 (1, 7)            |  |                                 |                              |                                 |                              |                                  |                              |                                 |                              | 4                               | 0                            | 0                               | 0                            | 1                               | 2                            | 2                                | <b>Montreal Expos @ Philadelphia Phillies</b><br>Veterans Stadium, Philadelphia, PA<br>Wed Apr 29 1981, 7:05 PM EDT<br>Att: 30,142 - Unknown                         |                                 |                                  |                                    |                                  |        |
| Jerry Manuel, S<br>OBP: 0.276, SLG: 0.458 (1, 4)          |  |                                 |                              |                                 |                              |                                  |                              |                                 |                              | 4                               | 1                            | 1                               | 0                            | 1                               | 1                            | 2                                |  |                                 |                                  |                                    |                                  |        |
| Tim Wallach, R<br>OBP: 0.333, SLG: 0.500 (1, 3)<br>(6, 9) |  |                                 |                              |                                 |                              |                                  |                              |                                 |                              | 4                               | 1                            | 1                               | 0                            | 0                               | 2                            | 3                                |  |                                 |                                  |                                    |                                  |        |
| Ellis Valentine, R<br>OBP: 0.254, SLG: 0.393 (6, PR)      |  |                                 |                              |                                 |                              |                                  |                              |                                 |                              | 3                               | 0                            | 3                               | 0                            | 0                               | 0                            | 0                                |  |                                 |                                  |                                    |                                  |        |
| Rodney Scott, S<br>OBP: 0.225, SLG: 0.114                 |  |                                 |                              |                                 |                              |                                  |                              |                                 |                              | 0                               | 0                            | 0                               | 0                            | 0                               | 0                            | 0                                |  |                                 |                                  |                                    |                                  |        |
| Willie Montanez, L<br>OBP: 0.231, SLG: 0.167 (6, 3)       |  |                                 |                              |                                 |                              |                                  |                              |                                 |                              | 1                               | 0                            | 0                               | 0                            | 0                               | 1                            | 1                                |  |                                 |                                  |                                    |                                  |        |
| Gary Carter, R<br>OBP: 0.403, SLG: 0.618 (1, 2)           |  |                                 |                              |                                 |                              |                                  |                              |                                 |                              | 3                               | 0                            | 1                               | 1                            | 1                               | 0                            | 2                                |  |                                 |                                  |                                    |                                  |        |
| Larry Parrish, R<br>OBP: 0.311, SLG: 0.333 (1, 5)         |  |                                 |                              |                                 |                              |                                  |                              |                                 |                              | 4                               | 0                            | 1                               | 1                            | 0                               | 1                            | 4                                |  |                                 |                                  |                                    |                                  |        |
| Jerry White, S<br>OBP: 0.250, SLG: 0.625 (1, 8)           |  |                                 |                              |                                 |                              |                                  |                              |                                 |                              | 4                               | 0                            | 0                               | 0                            | 0                               | 0                            | 6                                |  |                                 |                                  |                                    |                                  |        |
| Chris Speier, R<br>OBP: 0.295, SLG: 0.345 (1, 6)          |  |                                 |                              |                                 |                              |                                  |                              |                                 |                              | 4                               | 0                            | 1                               | 0                            | 0                               | 1                            | 0                                |  |                                 |                                  |                                    |                                  |        |
| Steve Rogers, R<br>OBP: 0.250, SLG: 0.100                 |  |                                 |                              |                                 |                              |                                  |                              |                                 |                              | 2                               | 0                            | 0                               | 0                            | 0                               | 1                            | 0                                |  |                                 |                                  |                                    |                                  |        |
| Stephen Ratzler, R<br>(7, 1)                              |  |                                 |                              |                                 |                              |                                  |                              |                                 |                              | 0                               | 0                            | 0                               | 0                            | 0                               | 0                            | 0                                |  |                                 |                                  |                                    |                                  |        |
| Bobby Ramos, R<br>OBP: 0.556, SLG: 1.000 (9, PH)          |  |                                 |                              |                                 |                              |                                  |                              |                                 |                              | 1                               | 0                            | 1                               | 0                            | 0                               | 0                            | 0                                |  |                                 |                                  |                                    |                                  |        |
| <b>Inning Stats</b>                                       | R: 0<br>E: 0<br>K: 3<br>S: 9   | H: 0<br>LOB: 0<br>BB: 0<br>P: 9 | R: 0<br>E: 0<br>K: 1<br>S: 6 | H: 1<br>LOB: 1<br>BB: 0<br>P: 6 | R: 0<br>E: 0<br>K: 1<br>S: 6 | H: 1<br>LOB: 2<br>BB: 1<br>P: 10 | R: 0<br>E: 0<br>K: 0<br>S: 4 | H: 1<br>LOB: 1<br>BB: 0<br>P: 4 | R: 0<br>E: 0<br>K: 1<br>S: 5 | H: 0<br>LOB: 1<br>BB: 1<br>P: 9 | R: 1<br>E: 0<br>K: 0<br>S: 5 | H: 3<br>LOB: 2<br>BB: 0<br>P: 5 | R: 0<br>E: 0<br>K: 1<br>S: 5 | H: 0<br>LOB: 0<br>BB: 0<br>P: 5 | R: 1<br>E: 0<br>K: 2<br>S: 9 | H: 2<br>LOB: 2<br>BB: 1<br>P: 13 | R: 0<br>E: 0<br>K: 0<br>S: 4   | H: 1<br>LOB: 1<br>BB: 0<br>P: 4 | 1B: 6<br>2B: 3<br>3B: 0<br>HR: 0 | SF: 0<br>SAC: 1<br>DP: 0<br>HBP: 0 | WP: 0<br>PB: 0<br>SB: 0<br>CS: 0 | PA: 38 |
| <b>PITCHER</b><br>Steve Carlton, L<br>ERA: 2.36 (1, 1)    | IP: 9.0<br>WLS: W<br>BF: 38<br>H: 9<br>R: 2<br>ER: 2<br>SO: 9<br>BB: 3<br>IBB: 0<br>HBP: 0<br>BLK: 2<br>WP: 0<br>HR: 0<br>S: 53<br>P: 65<br>ERA: 2.00<br>WHIP: 1.333 |                                 |                              |                                 |                              |                                  |                              |                                 |                              |                                 |                              |                                 |                              |                                 |                              | <b>PITCHER</b>                   | IP: 9.0<br>WLS: W<br>BF: 38<br>H: 9<br>R: 2<br>ER: 2<br>SO: 9<br>BB: 3<br>IBB: 0<br>HBP: 0<br>BLK: 2<br>WP: 0<br>HR: 0<br>S: 53<br>P: 65<br>ERA: 2.00<br>WHIP: 1.333 |                                 |                                  |                                    |                                  |        |

AB 34  
R 2  
H 9  
RBI 2  
BB 3  
SO 9  
LOB 20



| Batter   | 1  | 2                               | 3                            | 4                               | 5                            | 6                               | 7                            | 8                               | 9                            | AB                              | R                            | H                               | RBI                          | BB                               | SO                           | LOB                             | BOTTOM   |                                    |                                  |        |
|--|--|---------------------------------|------------------------------|---------------------------------|------------------------------|---------------------------------|------------------------------|---------------------------------|------------------------------|---------------------------------|------------------------------|---------------------------------|------------------------------|----------------------------------|------------------------------|---------------------------------|--|------------------------------------|----------------------------------|--------|
| Pete Rose, S<br>OBP: 0.434, SLG: 0.487 (1, 3)            |  |                                 |                              |                                 |                              |                                 |                              |                                 |                              | 3                               | 1                            | 1                               | 0                            | 1                                | 0                            | 1                               | <b>Montreal Expos @ Philadelphia Phillies</b><br>Veterans Stadium, Philadelphia, PA<br>Wed Apr 29 1981, 7:05 PM EDT<br>Att: 30,142 - Unknown                         |                                    |                                  |        |
| Luis Aquayo, R<br>OBP: 0.231, SLG: 0.167 (1, 4)          |  |                                 |                              |                                 |                              |                                 |                              |                                 |                              | 3                               | 0                            | 0                               | 0                            | 0                                | 1                            | 3                               |  |                                    |                                  |        |
| Del Unser, L<br>OBP: 0.625, SLG: 1.000 (7, PH)<br>(8, 9) |  |                                 |                              |                                 |                              |                                 |                              |                                 |                              | 4                               | 0                            | 0                               | 0                            | 0                                | 1                            | 1                               |  |                                    |                                  |        |
| Mike Schmidt, R<br>OBP: 0.409, SLG: 0.673 (1, 5)         |  |                                 |                              |                                 |                              |                                 |                              |                                 |                              | 3                               | 1                            | 2                               | 0                            | 1                                | 0                            | 0                               |  |                                    |                                  |        |
| Gary Matthews, R<br>OBP: 0.450, SLG: 0.500 (1, 7)        |  |                                 |                              |                                 |                              |                                 |                              |                                 |                              | 4                               | 0                            | 0                               | 0                            | 0                                | 0                            | 4                               |  |                                    |                                  |        |
| Keith Moreland, R<br>OBP: 0.240, SLG: 0.238 (8, 4)       |  |                                 |                              |                                 |                              |                                 |                              |                                 |                              | 0                               | 0                            | 0                               | 0                            | 0                                | 0                            | 0                               |  |                                    |                                  |        |
| Gary Maddox, R<br>OBP: 0.320, SLG: 0.324 (1, 8)          |  |                                 |                              |                                 |                              |                                 |                              |                                 |                              | 3                               | 1                            | 1                               | 1                            | 0                                | 0                            | 0                               |  |                                    |                                  |        |
| Larry Bowa, S<br>OBP: 0.324, SLG: 0.338 (1, 6)           |  |                                 |                              |                                 |                              |                                 |                              |                                 |                              | 3                               | 1                            | 1                               | 0                            | 0                                | 0                            | 0                               |  |                                    |                                  |        |
| Bob Boone, R<br>OBP: 0.281, SLG: 0.305 (1, 2)            |  |                                 |                              |                                 |                              |                                 |                              |                                 |                              | 4                               | 1                            | 1                               | 0                            | 0                                | 0                            | 1                               |  |                                    |                                  |        |
| Steve Carlton, L<br>OBP: 0.333, SLG: 0.357 (1, 1)        |  |                                 |                              |                                 |                              |                                 |                              |                                 |                              | 2                               | 1                            | 2                               | 2                            | 0                                | 0                            | 0                               |  |                                    |                                  |        |
| <b>Inning Stats</b>                                      | R: 0<br>E: 0<br>K: 1<br>S: 5   | H: 0<br>LOB: 0<br>BB: 0<br>P: 5 | R: 1<br>E: 0<br>K: 0<br>S: 4 | H: 1<br>LOB: 0<br>BB: 0<br>P: 4 | R: 0<br>E: 1<br>K: 0<br>S: 4 | H: 0<br>LOB: 1<br>BB: 0<br>P: 4 | R: 0<br>E: 0<br>K: 1<br>S: 5 | H: 0<br>LOB: 0<br>BB: 0<br>P: 5 | R: 1<br>E: 0<br>K: 0<br>S: 6 | H: 3<br>LOB: 2<br>BB: 0<br>P: 6 | R: 0<br>E: 0<br>K: 0<br>S: 3 | H: 1<br>LOB: 0<br>BB: 0<br>P: 3 | R: 4<br>E: 0<br>K: 0<br>S: 7 | H: 4<br>LOB: 2<br>BB: 2<br>P: 15 | R: 0<br>E: 0<br>K: 0<br>S: 3 | H: 0<br>LOB: 0<br>BB: 0<br>P: 3 | 1B: 6<br>2B: 3<br>3B: 0<br>HR: 0   | SF: 1<br>SAC: 2<br>DP: 1<br>HBP: 0 | WP: 0<br>PB: 0<br>SB: 0<br>CS: 0 | PA: 35 |
| <b>PITCHER</b><br>Steve Rogers, R<br>ERA: 5.77 (1, 1)    | IP: 6.1<br>WLS: L<br>BF: 29<br>H: 9<br>R: 6<br>ER: 6<br>SO: 2<br>BB: 0<br>IBB: 1<br>HBP: 0<br>BLK: 0<br>WP: 0<br>HR: 0<br>S: 32<br>P: 36<br>ERA: 8.53<br>WHIP: 1.421 |                                 |                              |                                 |                              |                                 |                              |                                 |                              |                                 |                              |                                 |                              |                                  |                              | <b>PITCHER</b>                  | IP: 6.1<br>WLS: L<br>BF: 29<br>H: 9<br>R: 6<br>ER: 6<br>SO: 2<br>BB: 0<br>IBB: 1<br>HBP: 0<br>BLK: 0<br>WP: 0<br>HR: 0<br>S: 32<br>P: 36<br>ERA: 8.53<br>WHIP: 1.421 |                                    |                                  |        |

AB 30  
R 6  
H 9  
RBI 6  
BB 2  
SO 2  
LOB 10





| Batter  | 1                               | 2                               | 3                            | 4                               | 5                            | 6                               | 7                            | 8                                | 9                            | 10                               | 11                           | 12                              | 13                           | AB                               | R                            | H                               | RBI                          | BB                               | SO                           | LOB                             | TOP                          |                                 |                                   |                                    |                                  |        |  |
|---|---------------------------------|---------------------------------|------------------------------|---------------------------------|------------------------------|---------------------------------|------------------------------|----------------------------------|------------------------------|----------------------------------|------------------------------|---------------------------------|------------------------------|----------------------------------|------------------------------|---------------------------------|------------------------------|----------------------------------|------------------------------|---------------------------------|------------------------------|---------------------------------|-----------------------------------|------------------------------------|----------------------------------|--------|--|
| Davey Lopes, R<br>OBP: 0.238, SLG: 0.183<br>Bobby Castillo, R<br>OBP: 0.500, SLG: 0.750 | F8                              |                                 | 4-3                          |                                 | BB<br>1B                     |                                 | F2                           | 1B<br>BB                         |                              | L8                               |                              |                                 | P4<br>2B                     | 5                                | 1                            | 1                               | 0                            | 1                                | 0                            | 3                               |                              |                                 |                                   |                                    |                                  |        |  |
| Ken Landreaux, L<br>OBP: 0.337, SLG: 0.456  | F5                              |                                 |                              | F7                              | 1B<br>4-3<br>BB              |                                 | 1-3                          | 1B                               |                              |                                  | 4-1                          |                                 | P4<br>2B                     | 6                                | 1                            | 1                               | 3                            | 1                                | 0                            | 1                               |                              |                                 |                                   |                                    |                                  |        |  |
| Dusty Baker Jr., R<br>OBP: 0.398, SLG: 0.494  | CS<br>1B                        |                                 |                              | WP<br>2B<br>BB                  | 4-3<br>1B                    |                                 |                              | L3                               |                              |                                  | E7                           |                                 | 1B                           | 6                                | 1                            | 4                               | 2                            | 1                                | 0                            | 2                               |                              |                                 |                                   |                                    |                                  |        |  |
| Steve Garvey, R<br>OBP: 0.247, SLG: 0.440   | CS                              | F7                              |                              | F9                              | 4-3                          |                                 | F8                           |                                  | F5                           |                                  | 3-1                          |                                 | L6                           | 7                                | 0                            | 0                               | 1                            | 0                                | 0                            | 5                               |                              |                                 |                                   |                                    |                                  |        |  |
| Ron Cey, R<br>OBP: 0.376, SLG: 0.352  |                                 | 6-3                             |                              |                                 | F8                           |                                 | 1-3                          |                                  | F2                           |                                  |                              |                                 |                              | 5                                | 0                            | 1                               | 1                            | 1                                | 0                            | 1                               |                              |                                 |                                   |                                    |                                  |        |  |
| Rick Monday, L<br>OBP: 0.263, SLG: 0.471  |                                 | 4-3                             |                              | K                               |                              |                                 |                              | HR                               | K                            |                                  |                              |                                 |                              | 6                                | 1                            | 2                               | 1                            | 0                                | 3                            | 3                               |                              |                                 |                                   |                                    |                                  |        |  |
| Mike Scioscia, L<br>OBP: 0.382, SLG: 0.391<br>Pepe Frias, R<br>OBP: 0.300, SLG: 0.389   |                                 |                                 |                              |                                 | 1B<br>BB                     |                                 | F9                           |                                  |                              | 4-3<br>SH1-4<br>BB               |                              |                                 | 6-3                          | 4                                | 1                            | 3                               | 0                            | 1                                | 0                            | 1                               |                              |                                 |                                   |                                    |                                  |        |  |
| Bill Russell, R<br>OBP: 0.239, SLG: 0.231   |                                 |                                 | 6-4-3                        |                                 | 1B<br>BB                     |                                 | FC5-4                        |                                  | FC6-4                        |                                  |                              |                                 | K                            | 5                                | 2                            | 1                               | 0                            | 0                                | 1                            | 3                               |                              |                                 |                                   |                                    |                                  |        |  |
| Bill Lee, L<br>ERA: 0.96  |                                 |                                 | 5-3                          |                                 | F8                           |                                 | K                            |                                  |                              | 4-3                              |                              |                                 | F8                           | 1                                | 0                            | 0                               | 0                            | 0                                | 0                            | 0                               |                              |                                 |                                   |                                    |                                  |        |  |
| <b>Inning Stats</b>   | R: 0<br>E: 0<br>K: 0<br>S: 3    | H: 1<br>LOB: 0<br>BB: 0<br>P: 3 | R: 0<br>E: 0<br>K: 0<br>S: 3 | H: 0<br>LOB: 0<br>BB: 0<br>P: 3 | R: 0<br>E: 0<br>K: 0<br>S: 4 | H: 1<br>LOB: 1<br>BB: 0<br>P: 4 | R: 1<br>E: 0<br>K: 1<br>S: 6 | H: 1<br>LOB: 1<br>BB: 1<br>P: 10 | R: 4<br>E: 0<br>K: 0<br>S: 7 | H: 4<br>LOB: 1<br>BB: 1<br>P: 11 | R: 0<br>E: 0<br>K: 0<br>S: 4 | H: 1<br>LOB: 1<br>BB: 0<br>P: 4 | R: 3<br>E: 0<br>K: 0<br>S: 6 | H: 3<br>LOB: 2<br>BB: 2<br>P: 14 | R: 0<br>E: 0<br>K: 1<br>S: 5 | H: 0<br>LOB: 0<br>BB: 0<br>P: 5 | R: 0<br>E: 1<br>K: 1<br>S: 6 | H: 0<br>LOB: 2<br>BB: 1<br>P: 10 | R: 0<br>E: 0<br>K: 1<br>S: 5 | H: 0<br>LOB: 0<br>BB: 0<br>P: 5 | R: 0<br>E: 0<br>K: 0<br>S: 4 | H: 2<br>LOB: 1<br>BB: 0<br>P: 4 | 1B: 11<br>2B: 2<br>3B: 0<br>HR: 1 | SF: 0<br>SAC: 0<br>DP: 0<br>HBP: 0 | WP: 1<br>PB: 0<br>SB: 0<br>CS: 1 | PA: 59 |  |
| <b>PITCHER</b>  | IP<br>4.1                       | WLS<br>21                       | BF<br>7                      | H<br>5                          | R<br>5                       | ER<br>5                         | SO<br>1                      | BB<br>2                          | IBB<br>0                     | HBP<br>0                         | BLK<br>0                     | WP<br>1                         | HR<br>0                      | S<br>21                          | P<br>29                      | ERA<br>10.38                    | WHIP<br>2.077                |                                  |                              |                                 |                              |                                 |                                   |                                    |                                  |        |  |
| Ray Burris, R<br>ERA: 3.65  | Stephen Rattzer, R<br>ERA: 3.86 | Woodie Fryman, L<br>ERA:        | Elias Sosa, R<br>ERA:        | Bill Lee, L<br>ERA: 0.96        |                              |                                 |                              |                                  |                              |                                  |                              |                                 |                              |                                  |                              |                                 |                              |                                  |                              |                                 |                              |                                 |                                   |                                    |                                  |        |  |

Los Angeles Dodgers @ Montreal Expos  
Olympic Stadium, Montreal, QB  
Fri May 01 1981, 7:05 PM EDT  
Att. 28,179 - Unknown

livebaseballscores.com

AB 51  
R 8  
H 14  
RBI 8  
BB 6  
SO 5  
LOB 25



| Batter   | 1                              | 2                                | 3                            | 4                               | 5                             | 6                                | 7                            | 8                               | 9                            | 10                              | 11                           | 12                              | 13                           | AB                              | R                            | H                               | RBI                          | BB                              | SO                           | LOB                             | BOTTOM                       |                                 |                              |                                 |                                  |                                    |                                  |        |
|--|--------------------------------|----------------------------------|------------------------------|---------------------------------|-------------------------------|----------------------------------|------------------------------|---------------------------------|------------------------------|---------------------------------|------------------------------|---------------------------------|------------------------------|---------------------------------|------------------------------|---------------------------------|------------------------------|---------------------------------|------------------------------|---------------------------------|------------------------------|---------------------------------|------------------------------|---------------------------------|----------------------------------|------------------------------------|----------------------------------|--------|
| Tim Raines, S<br>OBP: 0.478, SLG: 0.478  | SH1-3<br>BB                    |                                  | S<br>1B                      | K                               |                               | 6-3                              |                              | FC5-4<br>BB                     |                              | F7                              |                              |                                 | HR                           | 5                               | 2                            | 2                               | 1                            | 2                               | 1                            | 2                               |                              |                                 |                              |                                 |                                  |                                    |                                  |        |
| Rodney Scott, S<br>OBP: 0.295, SLG: 0.139<br>Jerry Manuel, S<br>OBP: 0.300, SLG: 0.458<br>Rowland Office, L<br>OBP: 0.111, SLG: 0.111        | SH1-3                          |                                  | HBP<br>1B                    | WP<br>7-2<br>BB                 |                               | 1B<br>WP<br>BB                   |                              | FC5-4<br>FC6-4                  |                              | G3                              |                              |                                 |                              | 1                               | 1                            | 1                               | 1                            | 1                               | 0                            | 0                               |                              |                                 |                              |                                 |                                  |                                    |                                  |        |
| Andre Dawson, R<br>OBP: 0.406, SLG: 0.617  | S<br>BB                        |                                  | 1B<br>E                      | 7-2<br>HBP                      |                               | 1B<br>WP<br>1B                   |                              | FC6-4                           |                              |                                 | P4                           |                                 |                              | 4                               | 1                            | 1                               | 0                            | 1                               | 0                            | 2                               |                              |                                 |                              |                                 |                                  |                                    |                                  |        |
| Gary Carter, R<br>OBP: 0.412, SLG: 0.600   | K                              |                                  | E<br>SF7<br>1B               |                                 |                               | HR<br>1B                         |                              | L7                              |                              | F8                              |                              |                                 | CS<br>BB                     | 5                               | 2                            | 2                               | 1                            | 1                               | 1                            | 3                               |                              |                                 |                              |                                 |                                  |                                    |                                  |        |
| Larry Parrish, R<br>OBP: 0.313, SLG: 0.333   | P4                             |                                  | E9<br>2B<br>1B               |                                 |                               | F8                               |                              | 5-3                             |                              | G6-4-3<br>1B                    |                              |                                 | K                            | 6                               | 1                            | 2                               | 1                            | 0                               | 1                            | 4                               |                              |                                 |                              |                                 |                                  |                                    |                                  |        |
| Warren Cromartie, L<br>OBP: 0.345, SLG: 0.481<br>Willie Montez, L<br>OBP: 0.214, SLG: 0.184  |                                | 4-3                              | SF7                          |                                 |                               | HR                               |                              | K                               |                              | G6-4-3                          |                              |                                 | P6                           | 4                               | 1                            | 1                               | 3                            | 0                               | 1                            | 1                               |                              |                                 |                              |                                 |                                  |                                    |                                  |        |
| Jerry White, S<br>OBP: 0.429, SLG: 0.692   | G3                             |                                  |                              |                                 |                               | 1-3<br>BB                        |                              |                                 |                              | SH2-4<br>1B                     |                              |                                 | L6                           | 5                               | 0                            | 3                               | 1                            | 1                               | 0                            | 0                               |                              |                                 |                              |                                 |                                  |                                    |                                  |        |
| Chris Speier, R<br>OBP: 0.288, SLG: 0.322  | F3                             |                                  | 2B                           |                                 |                               | 1-3<br>BB                        |                              | K2-3                            |                              | SH2-4<br>1B                     |                              |                                 | F7                           | 4                               | 0                            | 0                               | 0                            | 1                               | 1                            | 2                               |                              |                                 |                              |                                 |                                  |                                    |                                  |        |
| Ray Burris, R<br>ERA: 3.34<br>Dave Stewart, R<br>ERA:<br>Dave Goltz, R<br>ERA: 5.0<br>Terry Forster, L<br>ERA: 3.38<br>Steve Howe, L<br>ERA: | IP<br>2.2                      | WLS<br>16                        | BF<br>5                      | H<br>5                          | R<br>5                        | ER<br>4                          | SO<br>2                      | BB<br>2                         | IBB<br>0                     | HBP<br>1                        | BLK<br>0                     | WP<br>0                         | HR<br>0                      | S<br>17                         | P<br>26                      | ERA<br>13.50                    | WHIP<br>2.625                |                                 |                              |                                 |                              |                                 |                              |                                 |                                  |                                    |                                  |        |
| Burt Hooton, R<br>ERA: 3.34  | Bobby Castillo, R<br>ERA: 3.55 |                                  |                              |                                 |                               |                                  |                              |                                 |                              |                                 |                              |                                 |                              |                                 |                              |                                 |                              |                                 |                              |                                 |                              |                                 |                              |                                 |                                  |                                    |                                  |        |
| <b>Inning Stats</b>  | R: 0<br>E: 0<br>K: 1<br>S: 5   | H: 0<br>LOB: 2<br>BB: 2<br>P: 13 | R: 0<br>E: 0<br>K: 0<br>S: 3 | H: 0<br>LOB: 0<br>BB: 0<br>P: 3 | R: 5<br>E: 1<br>K: 1<br>S: 10 | H: 5<br>LOB: 2<br>BB: 1<br>P: 15 | R: 0<br>E: 0<br>K: 1<br>S: 4 | H: 0<br>LOB: 0<br>BB: 1<br>P: 8 | R: 2<br>E: 0<br>K: 0<br>S: 4 | H: 2<br>LOB: 0<br>BB: 1<br>P: 8 | R: 1<br>E: 0<br>K: 0<br>S: 4 | H: 1<br>LOB: 1<br>BB: 1<br>P: 8 | R: 0<br>E: 0<br>K: 2<br>S: 8 | H: 1<br>LOB: 1<br>BB: 0<br>P: 8 | R: 0<br>E: 0<br>K: 0<br>S: 3 | H: 1<br>LOB: 0<br>BB: 0<br>P: 3 | R: 0<br>E: 0<br>K: 0<br>S: 4 | H: 1<br>LOB: 2<br>BB: 2<br>P: 8 | R: 0<br>E: 0<br>K: 1<br>S: 4 | H: 0<br>LOB: 1<br>BB: 1<br>P: 8 | R: 0<br>E: 0<br>K: 1<br>S: 3 | H: 0<br>LOB: 0<br>BB: 0<br>P: 3 | R: 0<br>E: 0<br>K: 0<br>S: 2 | H: 1<br>LOB: 0<br>BB: 0<br>P: 2 | 1B: 9<br>2B: 3<br>3B: 0<br>HR: 2 | SF: 1<br>SAC: 2<br>DP: 3<br>HBP: 1 | WP: 2<br>PB: 0<br>SB: 5<br>CS: 1 | PA: 55 |
| <b>PITCHER</b>   | IP<br>3.1                      | WLS<br>L                         | BF<br>13                     | H<br>2                          | R<br>1                        | ER<br>1                          | SO<br>1                      | BB<br>2                         | IBB<br>0                     | HBP<br>0                        | BLK<br>0                     | WP<br>0                         | HR<br>1                      | S<br>13                         | P<br>21                      | ERA<br>2.70                     | WHIP<br>1.200                |                                 |                              |                                 |                              |                                 |                              |                                 |                                  |                                    |                                  |        |

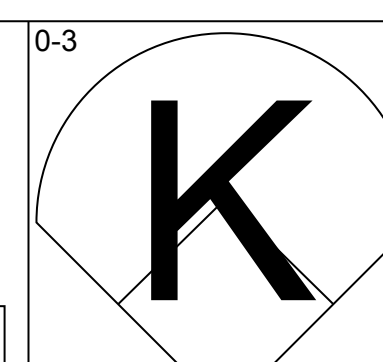
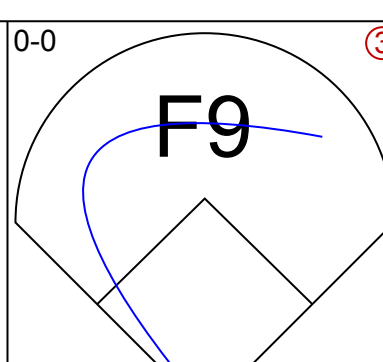
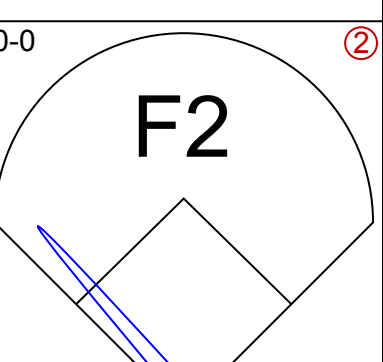
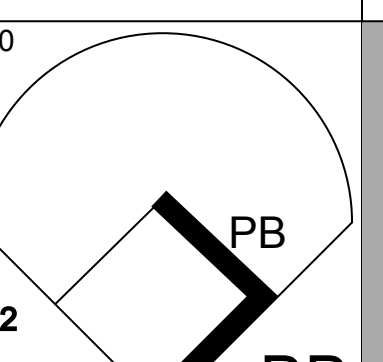
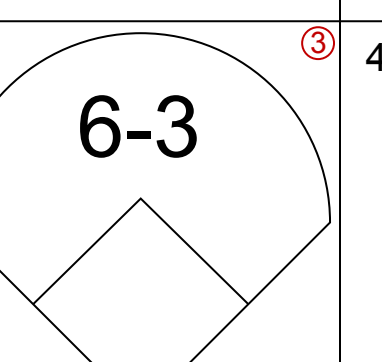
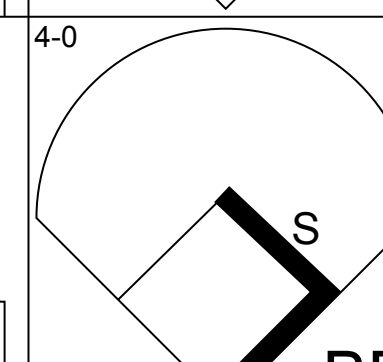
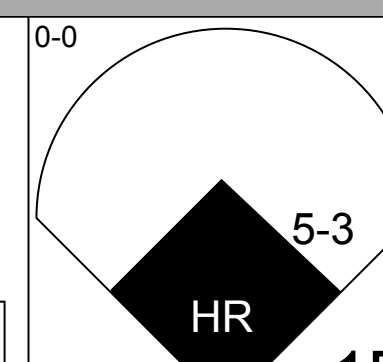
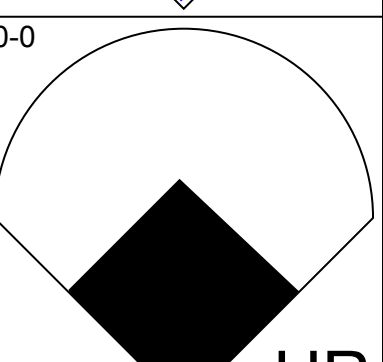
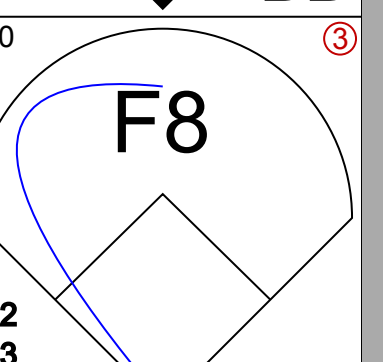
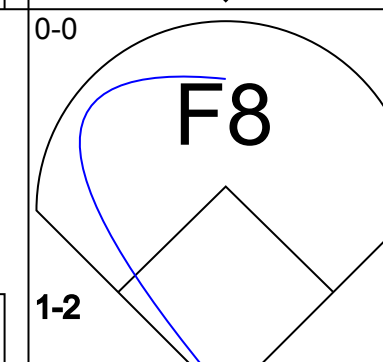
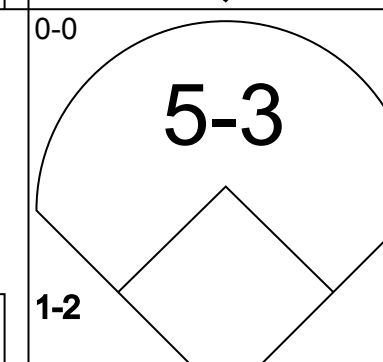
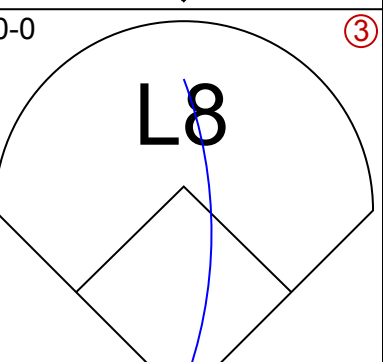
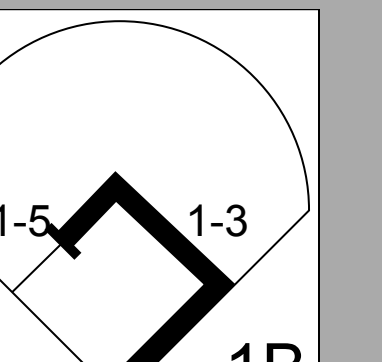
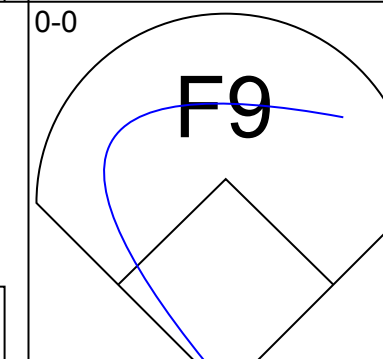
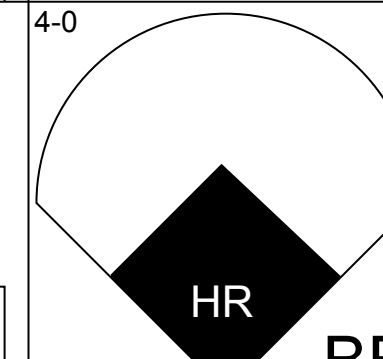
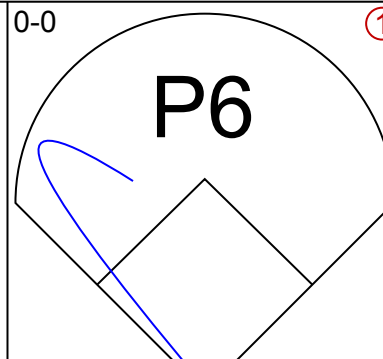
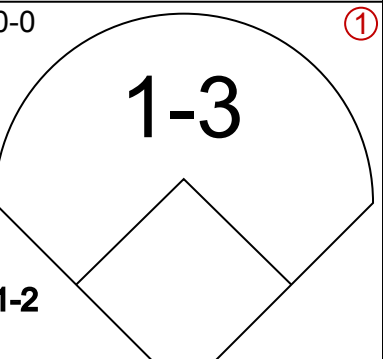
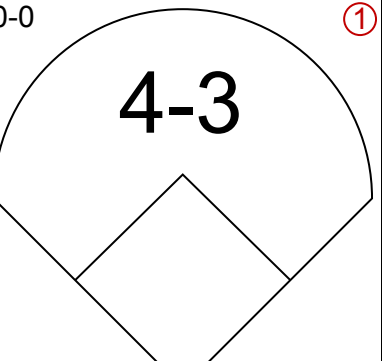
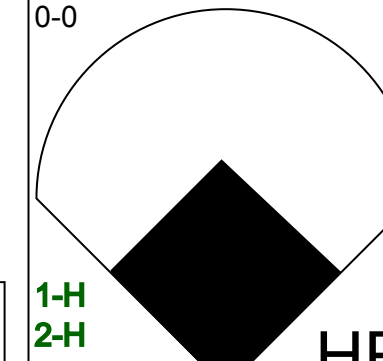
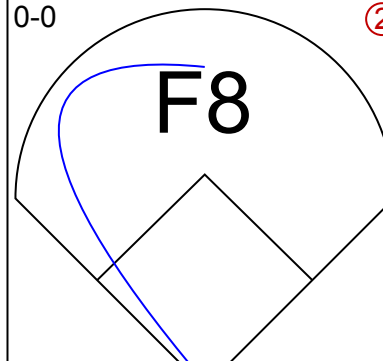
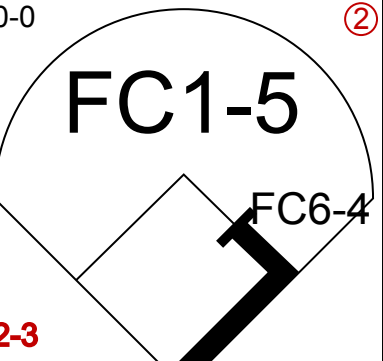

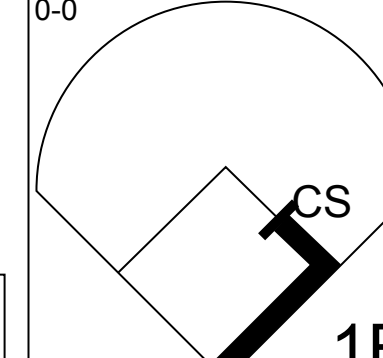
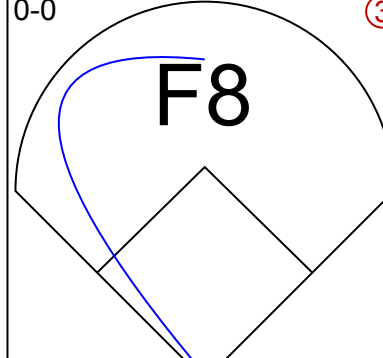
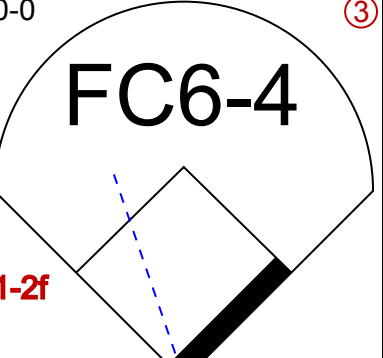
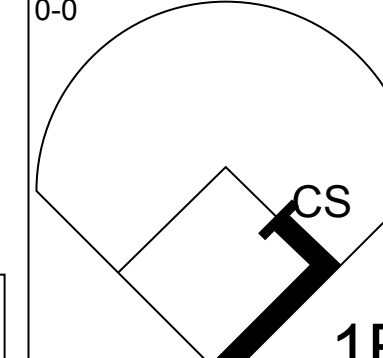

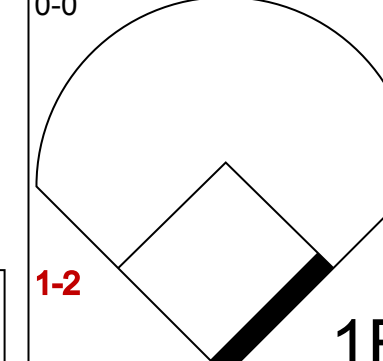
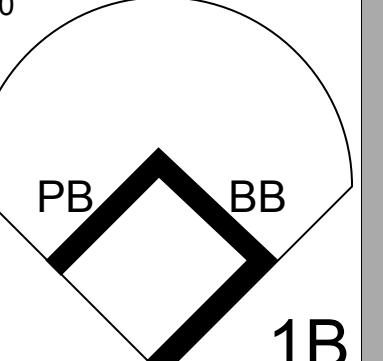
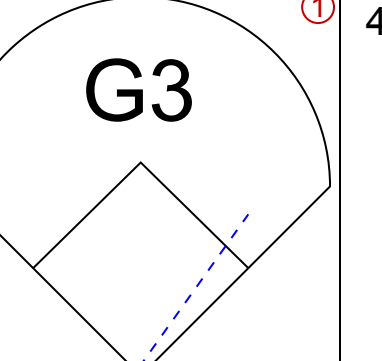
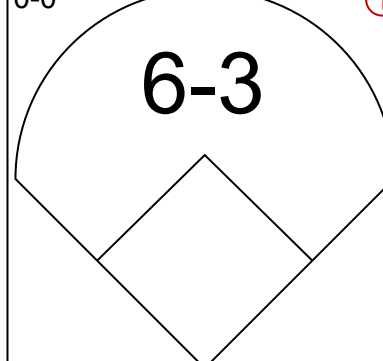
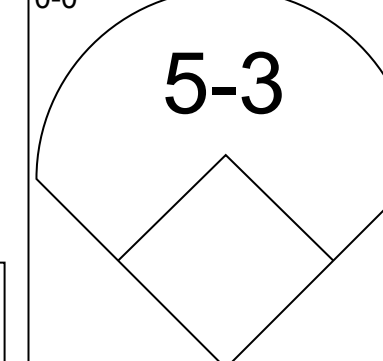

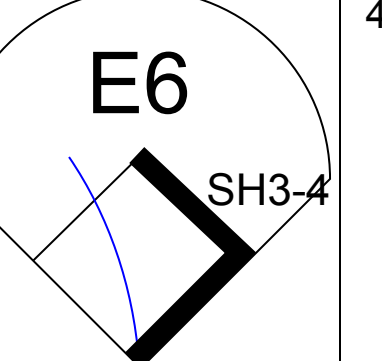
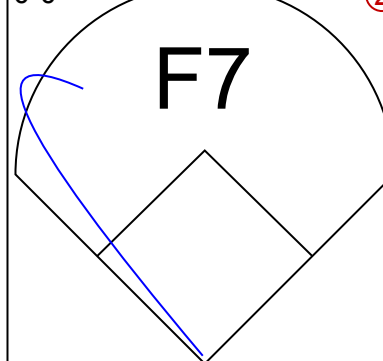
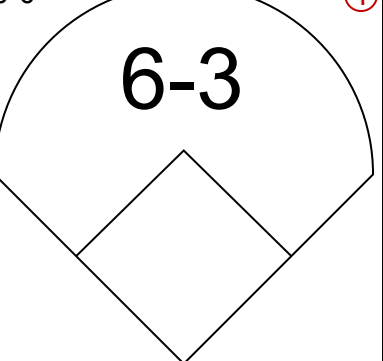

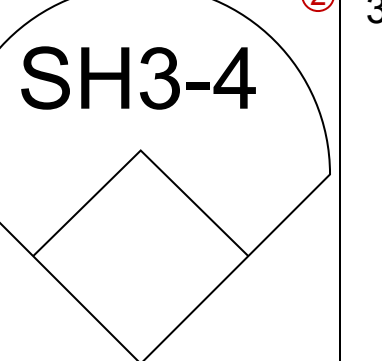
Los Angeles Dodgers @ Montreal Expos  
Olympic Stadium, Montreal, QB  
Fri May 01 1981, 7:05 PM EDT  
Att. 28,179 - Unknown

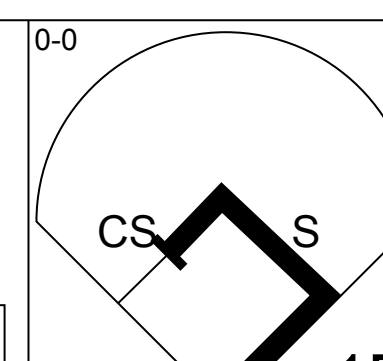
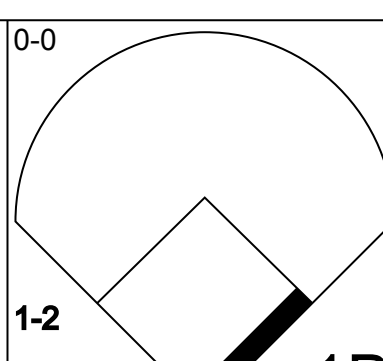
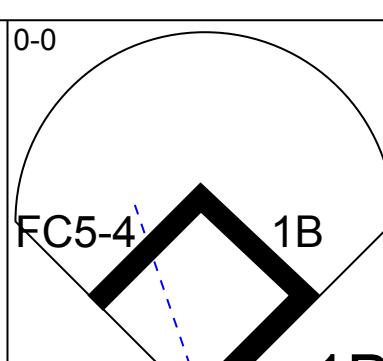
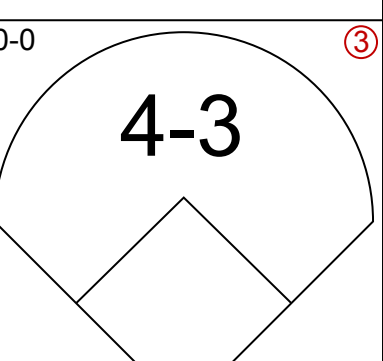
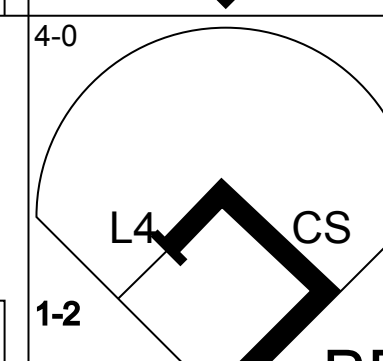
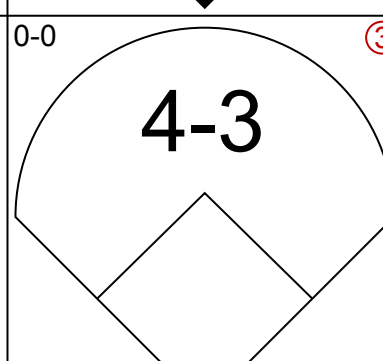
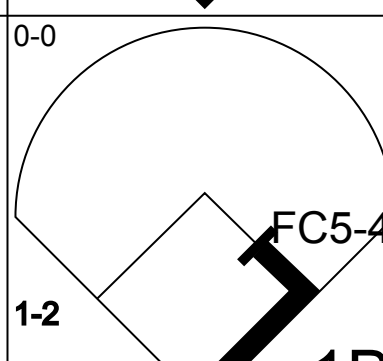

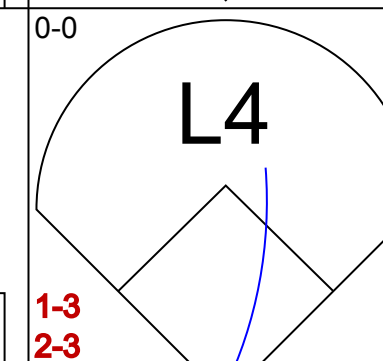
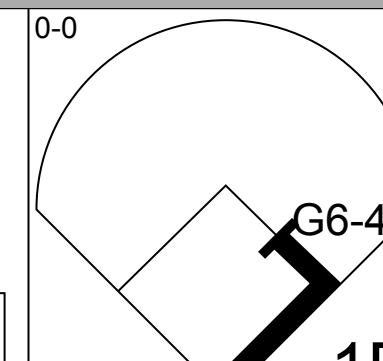
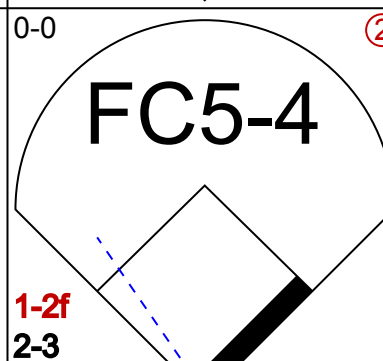

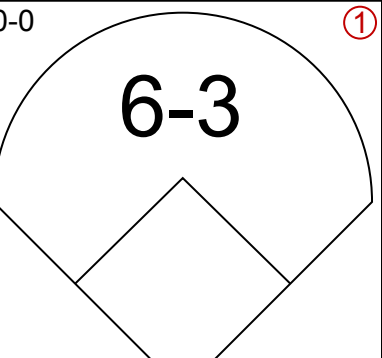
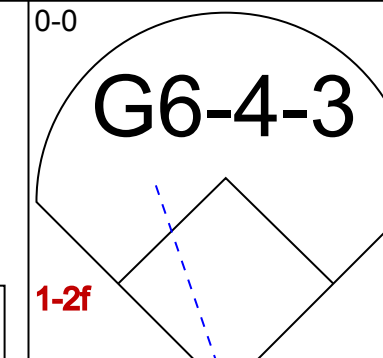
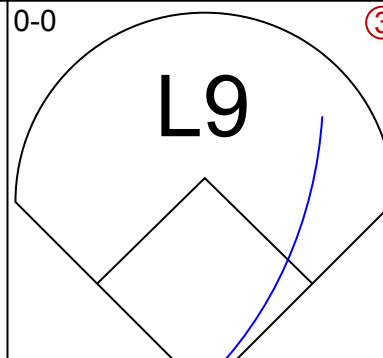

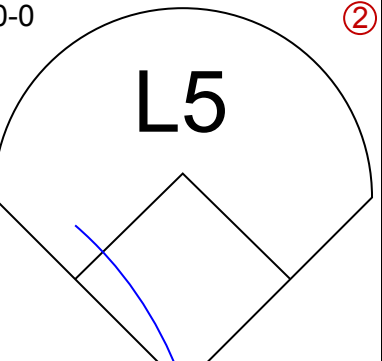
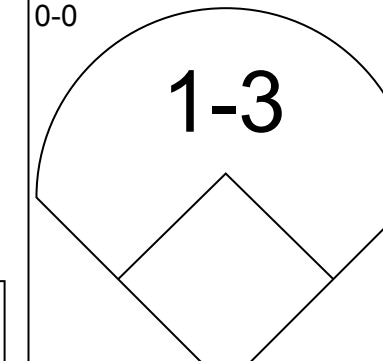
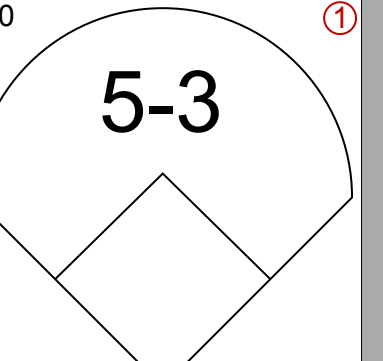
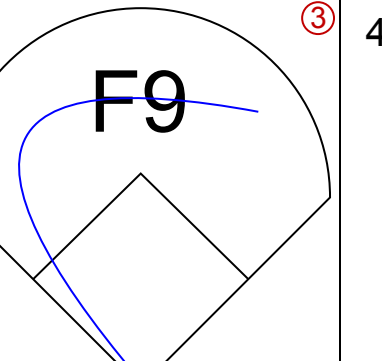
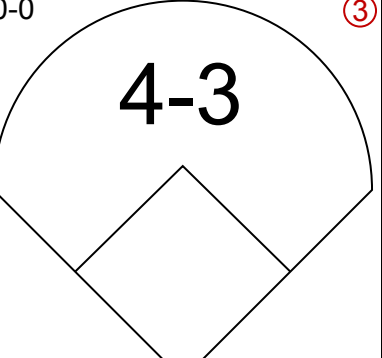
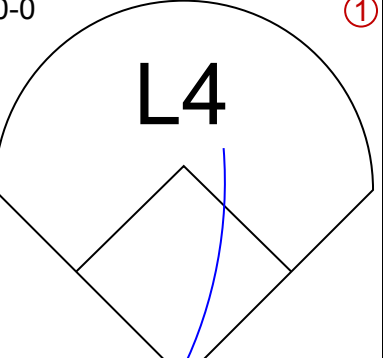
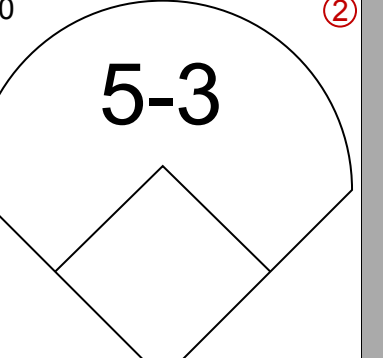
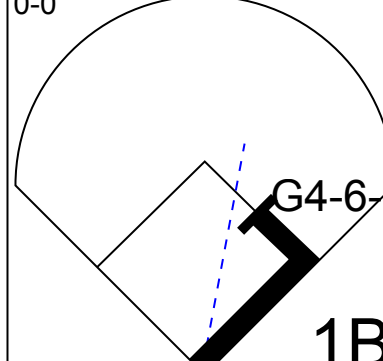
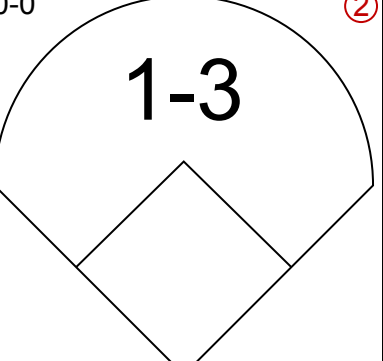
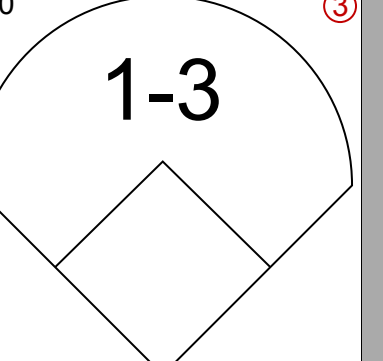
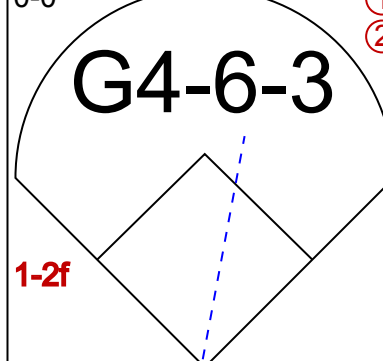
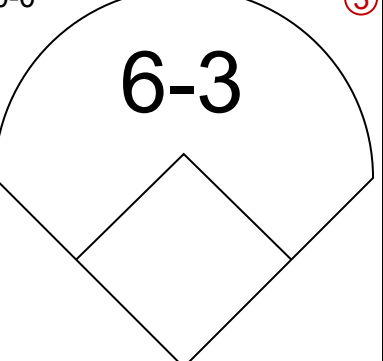
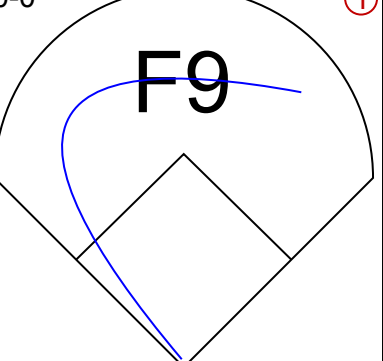
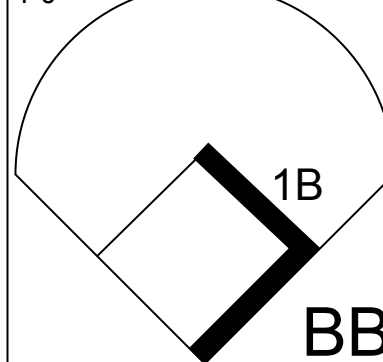
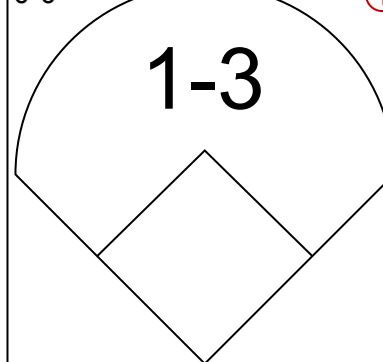
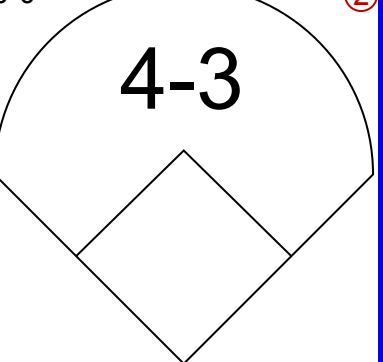
livebaseballscores.com

AB 42  
R 9  
H 12  
RBI 8  
BB 9  
SO 7  
LOB 19





| Batter                                       | 1   | 2   | 3   | 4  | 5  | 6   | 7   | 8   | 9   | AB                              | R                            | H                               | RBI                          | BB                               | SO                           | LOB                             | TOP   |                                 |                                  |                                    |                                  |        |
|--|---|---|---|--|--|---|---|---|---|---------------------------------|------------------------------|---------------------------------|------------------------------|----------------------------------|------------------------------|---------------------------------|---|---------------------------------|----------------------------------|------------------------------------|----------------------------------|--------|
| Davey Lopes, R<br>OBP: 0.235, SLG: 0.173     |   |   |     |  |     |   |     |   |     | 4                               | 0                            | 0                               | 0                            | 1                                | 1                            | 1                               | <b>Los Angeles Dodgers @ Montreal Expos</b><br>Olympic Stadium, Montreal, QB<br>Sat May 02 1981, 3:33 AM EDT<br>Att: 22,820 - Unknown |                                 |                                  |                                    |                                  |        |
| Ken Landreaux, L<br>OBP: 0.356, SLG: 0.500   |  |   |   |   |    |   |    |   |   | 3                               | 2                            | 2                               | 1                            | 1                                | 0                            | 2                               |   |                                 |                                  |                                    |                                  |        |
| Dusty Baker Jr., R<br>OBP: 0.391, SLG: 0.481 |  |   |   |   |    |   |   |   |    | 4                               | 0                            | 1                               | 0                            | 0                                | 0                            | 2                               |   |                                 |                                  |                                    |                                  |        |
| Steve Garvey, R<br>OBP: 0.247, SLG: 0.425    |  |   |   |   |  |  |   |  |   | 3                               | 1                            | 0                               | 0                            | 1                                | 0                            | 2                               |   |                                 |                                  |                                    |                                  |        |
| Ron Cey, R<br>OBP: 0.371, SLG: 0.387         |   |  |   |   |  |  |   |  |   | 4                               | 1                            | 1                               | 3                            | 0                                | 0                            | 1                               |   |                                 |                                  |                                    |                                  |        |
| Jay Johnstone, L<br>OBP: 0.154, SLG: 0.154   |  |   |   |   |  |  |   |  |   | 4                               | 0                            | 1                               | 0                            | 0                                | 0                            | 1                               |   |                                 |                                  |                                    |                                  |        |
| Derrel Thomas, S<br>OBP: 0.250, SLG: 0.250   |   |   |   |   |  |   |   |   |   | 0                               | 0                            | 0                               | 0                            | 0                                | 0                            | 0                               |   |                                 |                                  |                                    |                                  |        |
| Mike Scioscia, L<br>OBP: 0.390, SLG: 0.400   |  |   |   |   |  |   |    |   |    | 4                               | 0                            | 2                               | 0                            | 0                                | 0                            | 0                               |   |                                 |                                  |                                    |                                  |        |
| Bill Russell, R<br>OBP: 0.225, SLG: 0.217    |   |   |   |  |  |   |   |   |   | 4                               | 0                            | 0                               | 0                            | 0                                | 1                            | 2                               |   |                                 |                                  |                                    |                                  |        |
| Jerry Reuss, L<br>OBP: 0.125, SLG: 0.125     |   |   |  |  |  |   |  |   |  | 3                               | 0                            | 0                               | 0                            | 0                                | 1                            | 1                               |   |                                 |                                  |                                    |                                  |        |
| <b>Inning Stats</b>                          | R: 0<br>E: 0<br>K: 1<br>S: 5  | H: 0<br>LOB: 1<br>BB: 1<br>P: 9   | R: 0<br>E: 0<br>K: 1<br>S: 5  | H: 0<br>LOB: 0<br>BB: 0<br>P: 5  | R: 0<br>E: 0<br>K: 0<br>S: 3   | H: 0<br>LOB: 0<br>BB: 0<br>P: 3   | R: 3<br>E: 0<br>K: 0<br>S: 6  | H: 4<br>LOB: 1<br>BB: 1<br>P: 10  | R: 1<br>E: 0<br>K: 0<br>S: 4  | H: 1<br>LOB: 0<br>BB: 0<br>P: 4 | R: 0<br>E: 0<br>K: 2<br>S: 3 | H: 0<br>LOB: 0<br>BB: 0<br>P: 3 | R: 0<br>E: 0<br>K: 1<br>S: 8 | H: 1<br>LOB: 2<br>BB: 1<br>P: 12 | R: 0<br>E: 0<br>K: 0<br>S: 4 | H: 1<br>LOB: 1<br>BB: 0<br>P: 4 | R: 0<br>E: 1<br>K: 0<br>S: 4  | H: 0<br>LOB: 1<br>BB: 0<br>P: 4 | 1B: 5<br>2B: 0<br>3B: 0<br>HR: 2 | SF: 0<br>SAC: 1<br>DP: 0<br>HBP: 0 | WP: 0<br>PB: 1<br>SB: 1<br>CS: 1 | PA: 37 |
| <b>PITCHER</b>                               | IP WLS BF H R ER SO BB IBB HBP BLK WP HR S P ERA WHIP                             |   |   |  |  |   |   |   |   |                                 |                              |                                 |                              |                                  |                              |                                 |   |                                 |                                  |                                    |                                  |        |
| Scott Sanderson, R<br>ERA: 2.39              | (1, 1) 6.0 L 24 5 4 4 2 2 2 0 0 0 0 2 26 34 6.00 1.167                            |   |   |  |  |   |   |   |   |                                 |                              |                                 |                              |                                  |                              |                                 |   |                                 |                                  |                                    |                                  |        |
| Charlie Lea, R<br>ERA: 8.39                  | (7, 1) 2.0 9 2 0 0 2 1 0 0 0 0 0 0 12 16 0.00 1.500                               |   |   |  |  |   |   |   |   |                                 |                              |                                 |                              |                                  |                              |                                 |   |                                 |                                  |                                    |                                  |        |
| Stephen Ratzler, R<br>ERA: 3.48              | (9, 1) 1.0 4 0 0 0 0 0 0 0 0 0 0 0 4 4 0.00 0.000                                 |   |   |  |  |   |   |   |   |                                 |                              |                                 |                              |                                  |                              |                                 |   |                                 |                                  |                                    |                                  |        |

| Batter                                       | 1   | 2   | 3   | 4   | 5  | 6   | 7   | 8   | 9   | AB                              | R                            | H                               | RBI                          | BB                              | SO                           | LOB                             | BOTTOM  |                                 |                                  |                                    |                                  |        |
|--|---|---|---|---|--|---|---|---|---|---------------------------------|------------------------------|---------------------------------|------------------------------|---------------------------------|------------------------------|---------------------------------|---|---------------------------------|----------------------------------|------------------------------------|----------------------------------|--------|
| Tim Raines, S<br>OBP: 0.488, SLG: 0.493      |  |   |  |   |  |  |   |  |   | 4                               | 0                            | 3                               | 0                            | 0                               | 0                            | 0                               | <b>Los Angeles Dodgers @ Montreal Expos</b><br>Olympic Stadium, Montreal, QB<br>Sat May 02 1981, 3:33 AM EDT<br>Att: 22,820 - Unknown |                                 |                                  |                                    |                                  |        |
| Rodney Scott, S<br>OBP: 0.283, SLG: 0.154    |  |   |  |   |  |  |   |  |   | 3                               | 0                            | 1                               | 0                            | 1                               | 0                            | 2                               |   |                                 |                                  |                                    |                                  |        |
| Andre Dawson, R<br>OBP: 0.411, SLG: 0.609    |  |   |   |  |  |  |   |  |   | 4                               | 0                            | 2                               | 0                            | 0                               | 0                            | 4                               |   |                                 |                                  |                                    |                                  |        |
| Tim Wallach, R<br>OBP: 0.250, SLG: 0.368     |   |  |   |  |  |  |   |  |   | 4                               | 0                            | 0                               | 0                            | 0                               | 0                            | 4                               |   |                                 |                                  |                                    |                                  |        |
| Larry Parrish, R<br>OBP: 0.296, SLG: 0.313   |   |  |   |  |  |   |  |   |  | 4                               | 0                            | 0                               | 0                            | 0                               | 0                            | 1                               |   |                                 |                                  |                                    |                                  |        |
| Jerry White, S<br>OBP: 0.353, SLG: 0.563     |   |  |   |   |  |   |  |   |   | 3                               | 0                            | 0                               | 0                            | 0                               | 0                            | 0                               |   |                                 |                                  |                                    |                                  |        |
| Chris Speier, R<br>OBP: 0.290, SLG: 0.323    |   |   |  |   |  |   |  |   |   | 3                               | 0                            | 1                               | 0                            | 0                               | 0                            | 0                               |   |                                 |                                  |                                    |                                  |        |
| Bobby Ramos, R<br>OBP: 0.417, SLG: 0.727     |   |   |  |   |  |   |   |  |   | 3                               | 0                            | 0                               | 0                            | 0                               | 0                            | 1                               |   |                                 |                                  |                                    |                                  |        |
| Scott Sanderson, R<br>OBP: 0.444, SLG: 0.571 |   |   |  |   |  |  |   |  |   | 0                               | 0                            | 0                               | 0                            | 1                               | 0                            | 0                               |   |                                 |                                  |                                    |                                  |        |
| Rowland Office, L<br>OBP: 0.100, SLG: 0.100  |   |   |   |   |  |   |   |   |   | 1                               | 0                            | 0                               | 0                            | 0                               | 0                            | 0                               |   |                                 |                                  |                                    |                                  |        |
| Charlie Lea, R                               |   |   |   |   |  |   |   |   |   | 0                               | 0                            | 0                               | 0                            | 0                               | 0                            | 0                               |   |                                 |                                  |                                    |                                  |        |
| Willie Montanez, L<br>OBP: 0.200, SLG: 0.143 |   |   |   |   |  |   |   |   |   | 1                               | 0                            | 0                               | 0                            | 0                               | 0                            | 0                               |   |                                 |                                  |                                    |                                  |        |
| Stephen Ratzler, R                           |   |   |   |   |  |   |   |   |   | 0                               | 0                            | 0                               | 0                            | 0                               | 0                            | 0                               |   |                                 |                                  |                                    |                                  |        |
| <b>Inning Stats</b>                          | R: 0<br>E: 0<br>K: 0<br>S: 2  | H: 1<br>LOB: 0<br>BB: 1<br>P: 6   | R: 0<br>E: 0<br>K: 0<br>S: 3  | H: 0<br>LOB: 0<br>BB: 0<br>P: 3   | R: 0<br>E: 0<br>K: 0<br>S: 4   | H: 2<br>LOB: 2<br>BB: 1<br>P: 8   | R: 0<br>E: 0<br>K: 0<br>S: 3  | H: 1<br>LOB: 0<br>BB: 0<br>P: 3   | R: 0<br>E: 0<br>K: 0<br>S: 3  | H: 0<br>LOB: 0<br>BB: 0<br>P: 3 | R: 0<br>E: 0<br>K: 0<br>S: 5 | H: 2<br>LOB: 2<br>BB: 0<br>P: 5 | R: 0<br>E: 0<br>K: 0<br>S: 3 | H: 0<br>LOB: 0<br>BB: 0<br>P: 3 | R: 0<br>E: 0<br>K: 0<br>S: 3 | H: 0<br>LOB: 0<br>BB: 0<br>P: 3 | R: 0<br>E: 0<br>K: 0<br>S: 4  | H: 1<br>LOB: 1<br>BB: 0<br>P: 4 | 1B: 7<br>2B: 1<br>3B: 0<br>HR: 0 | SF: 0<br>SAC: 0<br>DP: 3<br>HBP: 0 | WP: 0<br>PB: 0<br>SB: 1<br>CS: 2 | PA: 32 |
| <b>PITCHER</b>                               | IP WLS BF H R ER SO BB IBB HBP BLK WP HR S P ERA WHIP                               |   |   |   |  |   |   |   |   |                                 |                              |                                 |                              |                                 |                              |                                 |   |                                 |                                  |                                    |                                  |        |
| Jerry Reuss, L<br>ERA: 1.04                  | (1, 1) 9.0 W 32 7 0 0 0 2 2 0 0 0 0 0 30 38 0.00 1.000                              |   |   |   |  |   |   |   |   |                                 |                              |                                 |                              |                                 |                              |                                 |   |                                 |                                  |                                    |                                  |        |



| Batter  | 1   | 2   | 3                            | 4                               | 5                            | 6                               | 7                            | 8                               | 9                            | 10                              | AB                           | R                               | H                            | RBI                              | BB                           | SO                               | LOB                              | TOP                                |  |
|---|---|---|------------------------------|---------------------------------|------------------------------|---------------------------------|------------------------------|---------------------------------|------------------------------|---------------------------------|------------------------------|---------------------------------|------------------------------|----------------------------------|------------------------------|----------------------------------|----------------------------------|------------------------------------|--|
| <b>Davey Lopes, R</b><br>OBP: 0.256, SLG: 0.179         | (1,4) 4-0<br>S<br>1B<br>BB  |   | (1,4) 4-0<br>S<br>BB         |                                 | (1,4) 0-0<br>5-3             |                                 |                              | (1,4) 0-0<br>F7                 |                              | (1,4) 0-0<br>SF8<br>1B<br>1B    | 3                            | 2                               | 1                            | 0                                | 2                            | 0                                | 1                                |                                    |  |
| <b>Ken Landreaux, L</b><br>OBP: 0.368, SLG: 0.506       | (1,8) 0-0<br>CS<br>1B   |   | (1,8) 0-0<br>F7              |                                 |                              |                                 |                              | (1,8) 0-0<br>FC4<br>1B          |                              | (1,8) 0-0<br>SF8<br>1B<br>1B    | 5                            | 1                               | 3                            | 2                                | 0                            | 0                                | 1                                |                                    |  |
| <b>Dusty Baker Jr., R</b><br>OBP: 0.370, SLG: 0.459     | (1,7) 0-0<br>P4   |   |                              |                                 |                              |                                 |                              | (1,7) 0-0<br>FC4                |                              | (1,7) 0-0<br>F8                 | 4                            | 0                               | 0                            | 1                                | 0                            | 1                                | 2                                |                                    |  |
| <b>Steve Garvey, R</b><br>OBP: 0.255, SLG: 0.424        | (1,3) 0-0<br>F8   |   |                              |                                 |                              |                                 |                              | (1,3) 0-0<br>K                  |                              | (1,3) 0-0<br>F9                 | 5                            | 0                               | 2                            | 2                                | 0                            | 1                                | 1                                |                                    |  |
| <b>Ron Cey, R</b><br>OBP: 0.355, SLG: 0.367             |   | (1,5) 0-0<br>5-3  |                              | (1,5) 0-0<br>K                  |                              |                                 |                              | (1,5) 0-0<br>K                  |                              | (1,5) 0-0<br>K                  | 4                            | 0                               | 0                            | 0                                | 0                            | 3                                | 2                                |                                    |  |
| <b>Jay Johnstone, L</b><br>OBP: 0.125, SLG: 0.125       | (1,9) 0-0<br>K  |   |                              |                                 |                              |                                 |                              |                                 |                              | (1,9) 0-0<br>P6                 | 3                            | 0                               | 0                            | 0                                | 0                            | 1                                | 1                                |                                    |  |
| <b>Derrel Thomas, S</b><br>OBP: 0.231, SLG: 0.231       | (8,9) 0-0<br>K  |   |                              |                                 | (1,9) 0-0<br>F7              |                                 |                              |                                 |                              |                                 | 1                            | 0                               | 0                            | 0                                | 0                            | 0                                | 0                                |                                    |  |
| <b>Mike Scioscia, L</b><br>OBP: 0.413, SLG: 0.404       | (1,2) 0-0<br>K  |   |                              |                                 |                              |                                 |                              |                                 |                              |                                 | 2                            | 0                               | 1                            | 0                                | 2                            | 1                                | 0                                |                                    |  |
| <b>Pepe Frias, R</b><br>(10, PR)                        |   |   |                              |                                 |                              |                                 |                              |                                 |                              |                                 | 0                            | 1                               | 0                            | 0                                | 0                            | 0                                | 0                                |                                    |  |
| <b>Steve Yeager, R</b><br>OBP: 0.300, SLG: 0.389        | (10, 2)   |   |                              |                                 |                              |                                 |                              |                                 |                              |                                 | 0                            | 0                               | 0                            | 0                                | 0                            | 0                                | 0                                |                                    |  |
| <b>Bill Russell, R</b><br>OBP: 0.227, SLG: 0.219        | (1,6) 0-0<br>5-3  |   |                              |                                 |                              |                                 |                              |                                 |                              |                                 | 4                            | 1                               | 1                            | 0                                | 0                            | 0                                | 2                                |                                    |  |
| <b>Fernando Valenzuela, L</b><br>OBP: 0.368, SLG: 0.368 | (1,1) 0-0<br>6-3  |   |                              |                                 |                              |                                 |                              |                                 |                              |                                 | 3                            | 0                               | 0                            | 0                                | 0                            | 1                                | 1                                |                                    |  |
| <b>Reggie Smith, S</b><br>OBP: 0.429, SLG: 0.500        | (10, PH)  |   |                              |                                 |                              |                                 |                              |                                 |                              |                                 | 1                            | 1                               | 1                            | 1                                | 0                            | 0                                | 0                                |                                    |  |
| <b>Steve Howe, L</b><br>(10, 1)                         |   |   |                              |                                 |                              |                                 |                              |                                 |                              |                                 | 0                            | 0                               | 0                            | 0                                | 0                            | 0                                | 0                                |                                    |  |
| <b>Inning Stats</b>                                     | R: 1<br>E: 0<br>K: 0<br>S: 3  | H: 1<br>LOB: 0<br>BB: 1<br>P: 7   | R: 0<br>E: 0<br>K: 2<br>S: 7 | H: 0<br>LOB: 0<br>BB: 0<br>P: 7 | R: 0<br>E: 0<br>K: 0<br>S: 3 | H: 0<br>LOB: 1<br>BB: 1<br>P: 7 | R: 0<br>E: 0<br>K: 1<br>S: 6 | H: 1<br>LOB: 1<br>BB: 0<br>P: 6 | R: 0<br>E: 0<br>K: 2<br>S: 8 | H: 1<br>LOB: 0<br>BB: 1<br>P: 8 | R: 0<br>E: 0<br>K: 0<br>S: 5 | H: 0<br>LOB: 0<br>BB: 0<br>P: 5 | R: 0<br>E: 0<br>K: 1<br>S: 5 | H: 0<br>LOB: 1<br>BB: 0<br>P: 11 | R: 5<br>E: 0<br>K: 0<br>S: 7 | H: 5<br>LOB: 1<br>BB: 1<br>P: 11 | 1B: 9<br>2B: 0<br>3B: 0<br>HR: 0 | SF: 1<br>SAC: 0<br>DP: 0<br>HBP: 0 | WP: 0<br>PA: 40<br>PB: 0<br>SB: 2<br>CS: 2 |
| <b>PITCHER</b>  | IP<br>WLS<br>BF<br>H<br>R<br>ER<br>SO<br>BB<br>IBB<br>HBP<br>BLK<br>WP<br>HR<br>S<br>P<br>ERA<br>WHIP | IP<br>WLS<br>BF<br>H<br>R<br>ER<br>SO<br>BB<br>IBB<br>HBP<br>BLK<br>WP<br>HR<br>S<br>P<br>ERA<br>WHIP |                              |                                 |                              |                                 |                              |                                 |                              |                                 |                              |                                 |                              |                                  |                              |                                  |                                  |                                    |  |
| <b>Bill Gullickson, R</b><br>ERA: 3.41                  | (1,1) 9.1   |   |                              |                                 |                              |                                 |                              |                                 |                              |                                 |                              |                                 |                              |                                  |                              |                                  |                                  |                                    |  |
| <b>Woodie Fryman, L</b><br>ERA: 1.5                     | (10, 1) 0.2   |   |                              |                                 |                              |                                 |                              |                                 |                              |                                 |                              |                                 |                              |                                  |                              |                                  |                                  |                                    |  |

Los Angeles Dodgers @ Montreal Expos  
Olympic Stadium, Montreal, QB  
Sun May 03 1981, 3:33 AM EDT  
Att: 46,405 - Unknown

AB 35  
R 6  
H 9  
RBI 6  
BB 4  
SO 8  
LOB 11



| Batter   | 1   | 2   | 3                            | 4                               | 5                            | 6                               | 7                            | 8                               | 9                            | 10                              | AB                           | R                               | H                            | RBI                             | BB                           | SO                              | LOB                              | BOTTOM                             |  |
|--|---|---|------------------------------|---------------------------------|------------------------------|---------------------------------|------------------------------|---------------------------------|------------------------------|---------------------------------|------------------------------|---------------------------------|------------------------------|---------------------------------|------------------------------|---------------------------------|----------------------------------|------------------------------------|--|
| <b>Tim Raines, S</b><br>OBP: 0.478, SLG: 0.480       | (1,7) 0-0<br>FC6-4<br>1B  |   | (1,7) 0-0<br>K               |                                 |                              |                                 |                              | (1,7) 0-0<br>5-3                |                              | (1,7) 0-0<br>K                  | 4                            | 0                               | 1                            | 0                               | 0                            | 2                               | 2                                |                                    |  |
| <b>Rodney Scott, S</b><br>OBP: 0.280, SLG: 0.163     | (1,4) 0-0<br>FC6-4<br>S<br>1-2f   |   |                              |                                 |                              |                                 |                              | (1,4) 0-0<br>P4                 |                              | (1,4) 0-0<br>G2                 | 4                            | 0                               | 1                            | 0                               | 0                            | 0                               | 1                                |                                    |  |
| <b>Andre Dawson, R</b><br>OBP: 0.390, SLG: 0.574     | (1,8) 0-0<br>K  |   |                              |                                 |                              |                                 |                              | (1,8) 0-0<br>4-3                |                              | (1,8) 0-0<br>F9                 | 4                            | 0                               | 0                            | 0                               | 0                            | 1                               | 2                                |                                    |  |
| <b>Gary Carter, R</b><br>OBP: 0.389, SLG: 0.563      | (1,2) 0-0<br>5-3  |   |                              |                                 |                              |                                 |                              | (1,2) 0-0<br>K                  |                              | (1,2) 0-0<br>F8                 | 4                            | 0                               | 0                            | 0                               | 0                            | 1                               | 2                                |                                    |  |
| <b>Warren Cromartie, L</b><br>OBP: 0.344, SLG: 0.473 | (1,3) 0-0<br>4-3  |   |                              |                                 |                              |                                 |                              | (1,3) 0-0<br>1-5-3              |                              | (1,3) 0-0<br>SH2-4<br>1B<br>1B  | 3                            | 0                               | 1                            | 0                               | 0                            | 0                               | 0                                |                                    |  |
| <b>Tom Hutton, L</b><br>OBP: 0.500, SLG: 0.400       | (8, PR)<br>(9, 3)   |   |                              |                                 |                              |                                 |                              |                                 |                              | (1,3) 0-0<br>F8                 | 1                            | 1                               | 0                            | 0                               | 0                            | 0                               | 1                                |                                    |  |
| <b>Larry Parrish, R</b><br>OBP: 0.284, SLG: 0.300    | (1,5) 0-0<br>L6   |   |                              |                                 |                              |                                 |                              | (1,5) 0-0<br>K                  |                              | (1,5) 0-0<br>SH2-4              | 3                            | 0                               | 0                            | 0                               | 0                            | 1                               | 0                                |                                    |  |
| <b>Tim Wallach, R</b><br>OBP: 0.250, SLG: 0.348      | (1,9) 0-0<br>K  |   |                              |                                 |                              |                                 |                              | (1,9) 0-0<br>K                  |                              | (1,9) 0-0<br>F8                 | 4                            | 0                               | 1                            | 0                               | 0                            | 2                               | 2                                |                                    |  |
| <b>Chris Speier, R</b><br>OBP: 0.288, SLG: 0.318     | (1,6) 0-0<br>G3   |   |                              |                                 |                              |                                 |                              | (1,6) 0-0<br>K                  |                              | (1,6) 0-0<br>SH2-4              | 4                            | 0                               | 1                            | 1                               | 0                            | 0                               | 1                                |                                    |  |
| <b>Bill Gullickson, R</b><br>OBP: 0.273, SLG: 0.364  | (1,1) 0-0<br>P6   |   |                              |                                 |                              |                                 |                              | (1,1) 0-0<br>F8                 |                              | (1,1) 0-0<br>F8                 | 3                            | 0                               | 1                            | 0                               | 0                            | 0                               | 0                                |                                    |  |
| <b>Woodie Fryman, R</b><br>(10, 1)                   |   |   |                              |                                 |                              |                                 |                              |                                 |                              | (1,1) 0-0<br>P4                 | 4                            | 0                               | 1                            | 1                               | 0                            | 0                               | 1                                |                                    |  |
| <b>Jerry White, S</b><br>OBP: 0.333, SLG: 0.529      | (10, PH)  |   |                              |                                 |                              |                                 |                              | (10, PH) 0-0<br>5-3             |                              | (10, PH) 0-0<br>K               | 3                            | 0                               | 1                            | 0                               | 0                            | 0                               | 0                                |                                    |  |
| <b>Inning Stats</b>                                  | R: 0<br>E: 0<br>K: 1<br>S: 6  | H: 1<br>LOB: 1<br>BB: 0<br>P: 6   | R: 0<br>E: 0<br>K: 1<br>S: 5 | H: 0<br>LOB: 0<br>BB: 0<br>P: 5 | R: 0<br>E: 0<br>K: 1<br>S: 5 | H: 0<br>LOB: 0<br>BB: 0<br>P: 5 | R: 0<br>E: 0<br>K: 2<br>S: 7 | H: 0<br>LOB: 0<br>BB: 0<br>P: 7 | R: 0<br>E: 0<br>K: 0<br>S: 3 | H: 0<br>LOB: 0<br>BB: 0<br>P: 3 | R: 1<br>E: 0<br>K: 1<br>S: 8 | H: 3<br>LOB: 2<br>BB: 0<br>P: 8 | R: 0<br>E: 0<br>K: 0<br>S: 4 | H: 1<br>LOB: 1<br>BB: 0<br>P: 4 | R: 0<br>E: 0<br>K: 1<br>S: 6 | H: 1<br>LOB: 1<br>BB: 0<br>P: 6 | 1B: 6<br>2B: 0<br>3B: 0<br>HR: 0 | SF: 0<br>SAC: 1<br>DP: 0<br>HBP: 0 | WP: 0<br>PA: 36<br>PB: 0<br>SB: 2<br>CS: 0 |
| <b>PITCHER</b>                                       | IP<br>WLS<br>BF<br>H<br>R<br>ER<br>SO<br>BB<br>IBB<br>HBP<br>BLK<br>WP<br>HR<br>S<br>P<br>ERA<br>WHIP | IP<br>WLS<br>BF<br>H<br>R<br>ER<br>SO<br>BB<br>IBB<br>HBP<br>BLK<br>WP<br>HR<br>S<br>P<br>ERA<br>WHIP |                              |                                 |                              |                                 |                              |                                 |                              |                                 |                              |                                 |                              |                                 |                              |                                 |                                  |                                    |  |
| <b>Fernando Valenzuela, L</b><br>ERA: 0.33           | (1,1) 9.0   |   |                              |                                 |                              |                                 |                              |                                 |                              |                                 |                              |                                 |                              |                                 |                              |                                 |                                  |                                    |  |
| <b>Steve Howe, L</b><br>ERA:                         | (10, 1) 1.0   |   |                              |                                 |                              |                                 |                              |                                 |                              |                                 |                              |                                 |                              |                                 |                              |                                 |                                  |                                    |  |

Los Angeles Dodgers @ Montreal Expos  
Olympic Stadium, Montreal, QB  
Sun May 03 1981, 3:33 AM EDT  
Att: 46,405 - Unknown

AB 35  
R 1  
H 6  
RBI 1  
BB 0  
SO 8  
LOB 12






| Batter   | 1   | 2   | 3  | 4  | 5                            | 6                               | 7                            | 8                               | 9                            | AB                              | R                            | H                               | RBI                          | BB                              | SO                           | LOB                              | TOP  |                                    |                                  |        |  |
|--|---|---|--|--|------------------------------|---------------------------------|------------------------------|---------------------------------|------------------------------|---------------------------------|------------------------------|---------------------------------|------------------------------|---------------------------------|------------------------------|----------------------------------|--|------------------------------------|----------------------------------|--------|--|
| Davey Lopes, R<br>OBP: 0.253, SLG: 0.171   | 1-0<br>G6-3<br>HBP  |   | 0-0<br>G6-3<br>1-2   |  |                              | 0-0<br>6-3                      |                              | 0-0<br>F8                       | 0-3<br>K                     | 4                               | 0                            | 0                               | 0                            | 0                               | 1                            | 4                                |  |                                    |                                  |        |  |
| Ken Landreaux, L<br>OBP: 0.354, SLG: 0.484   | 0-0<br>P6   |   |  | 0-0<br>F7  |                              | 0-0<br>6-3                      |                              | 0-0<br>F2                       |                              | 4                               | 0                            | 0                               | 0                            | 0                               | 0                            | 1                                |  |                                    |                                  |        |  |
| Dusty Baker Jr., R<br>OBP: 0.365, SLG: 0.449   | 0-0<br>G6-3<br>1-2  |   |  | 0-3<br>K   |                              | 0-0<br>K                        |                              | 0-0<br>F8                       |                              | 4                               | 0                            | 1                               | 0                            | 0                               | 1                            | 1                                |  |                                    |                                  |        |  |
| Steve Garvey, R<br>OBP: 0.255, SLG: 0.417  |   | 0-0<br>CS<br>1B   |  | 0-3<br>K   |                              | 0-3<br>K                        |                              |                                 | 0-0<br>P4                    | 4                               | 0                            | 1                               | 0                            | 0                               | 2                            | 1                                |  |                                    |                                  |        |  |
| Ron Cey, R<br>OBP: 0.371, SLG: 0.415   | 0-0<br>F2   |   |  |  | 4-0<br>1-3<br>BB             |                                 | 0-0<br>HR                    |                                 | 0-0<br>BB<br>1B              | 3                               | 2                            | 2                               | 1                            | 1                               | 0                            | 1                                |  |                                    |                                  |        |  |
| Rick Monday, L<br>OBP: 0.261, SLG: 0.400   | 0-3<br>K<br>1-2   |   |  | 0-3<br>K   |                              | 0-3<br>K                        |                              | 0-0<br>F8                       | 4-0<br>1B<br>WP<br>BB        | 3                               | 1                            | 0                               | 0                            | 1                               | 2                            | 2                                |  |                                    |                                  |        |  |
| Mike Scioscia, L<br>OBP: 0.424, SLG: 0.418<br>Reggie Smith, S<br>OBP: 0.500, SLG: 0.500  |   |   | 0-0<br>4-3<br>1B   |  | 0-0<br>1-3<br>1B             |                                 | 0-0<br>F8                    | 4-0<br>WP<br>1B<br>BB           | 3                            | 0                               | 2                            | 0                               | 0                            | 0                               | 0                            | 0                                | AB 32<br>R 3<br>H 8<br>RBI 2<br>BB 4<br>SO 8<br>LOB 18 |                                    |                                  |        |  |
| Bill Russell, R<br>OBP: 0.241, SLG: 0.234  |   |   | 0-0<br>4-3<br>1-2  |  | 0-0<br>1-3<br>1-2<br>2-3     |                                 | 0-0<br>1B                    | 0-0<br>WP<br>1B                 | 4                            | 0                               | 2                            | 1                               | 0                            | 0                               | 3                            |                                  |  |                                    |                                  |        |  |
| Rick Sutcliffe, L<br>OBP: 0.222, SLG: 0.125<br>Jay Johnstone, L<br>OBP: 0.176, SLG: 0.125<br>Dave Stewart, R<br>OBP: 0.187<br>Joe Ferguson, R<br>OBP: 0.333, SLG: 0.419<br>Pedro Guerrero, R<br>OBP: 0.333, SLG: 0.419<br>Terry Forster, L<br>OBP: 0.246, SLG: 0.214 |   |   | 4-0<br>G6-3<br>BB  |  | 0-3<br>K                     |                                 | 0-0<br>5-3                   | 0-3<br>K<br>1-2<br>2-3<br>3-H   | 0                            | 0                               | 0                            | 0                               | 0                            | 0                               | 0                            | 0                                |  |                                    |                                  |        |  |
| <b>Inning Stats</b>  | R: 0<br>E: 0<br>K: 0<br>S: 2  | H: 0<br>LOB: 0<br>BB: 0<br>P: 3   | R: 0<br>E: 0<br>K: 1<br>S: 5   | H: 1<br>LOB: 1<br>BB: 1<br>P: 5  | R: 0<br>E: 0<br>K: 0<br>S: 3 | H: 1<br>LOB: 1<br>BB: 1<br>P: 7 | R: 0<br>E: 0<br>K: 2<br>S: 7 | H: 0<br>LOB: 0<br>BB: 0<br>P: 7 | R: 0<br>E: 0<br>K: 1<br>S: 6 | H: 1<br>LOB: 2<br>BB: 0<br>P: 6 | R: 1<br>E: 0<br>K: 0<br>S: 5 | H: 2<br>LOB: 1<br>BB: 0<br>P: 5 | R: 0<br>E: 0<br>K: 0<br>S: 3 | H: 0<br>LOB: 0<br>BB: 0<br>P: 3 | R: 2<br>E: 0<br>K: 2<br>S: 9 | H: 2<br>LOB: 2<br>BB: 2<br>P: 17 | 1B: 7<br>2B: 1<br>3B: 0<br>HR: 1                       | SF: 0<br>SAC: 0<br>DP: 3<br>HBP: 1 | WP: 1<br>PB: 0<br>SB: 0<br>CS: 1 | PA: 37 |  |
| <b>PITCHER</b>   | IP<br>WLS<br>BF<br>H<br>R<br>ER<br>SO<br>BB<br>IBB<br>HBP<br>BLK<br>WP<br>HR<br>S<br>P<br>ERA<br>WHIP | IP<br>WLS<br>BF<br>H<br>R<br>ER<br>SO<br>BB<br>IBB<br>HBP<br>BLK<br>WP<br>HR<br>S<br>P<br>ERA<br>WHIP | 8.1<br>W<br>33<br>7<br>3<br>3<br>6<br>3<br>0<br>1<br>0<br>0<br>1<br>1<br>41<br>54<br>3.24<br>1.200 | 0.0<br>S<br>3<br>1<br>0<br>0<br>2<br>0<br>0<br>0<br>0<br>1<br>0<br>7<br>7<br>0.00<br>1.500 |                              |                                 |                              |                                 |                              |                                 |                              |                                 |                              |                                 |                              |                                  |  |                                    |                                  |        |  |

Los Angeles Dodgers @ Montreal Expos  
Olympic Stadium, Montreal, QB  
Mon May 04 1981, 7:05 PM EDT  
Att: 21,527 - Unknown


livebaseballscorecards.com



| Batter  | 1   | 2   | 3   | 4  | 5  | 6                               | 7                            | 8                               | 9                            | AB                              | R                            | H                               | RBI                          | BB                              | SO                               | LOB                                | BOTTOM   |        |  |  |
|---|---|---|---|--|--|---------------------------------|------------------------------|---------------------------------|------------------------------|---------------------------------|------------------------------|---------------------------------|------------------------------|---------------------------------|----------------------------------|------------------------------------|--|--------|--|--|
| Tim Raines, S<br>OBP: 0.468, SLG: 0.462   | 0-0<br>L6   | 4-0<br>1B<br>E<br>BB  |   | 0-0<br>F7  |  | 0-0<br>6-3                      |                              |                                 |                              | 3                               | 1                            | 0                               | 0                            | 1                               | 0                                | 1                                  |  |        |  |  |
| Rodney Scott, S<br>OBP: 0.296, SLG: 0.174   | 0-0<br>P5   | 0-0<br>E9<br>1B   |   | 4-0<br>FC6-4<br>BB   |  | 0-0<br>F9                       |                              |                                 |                              | 3                               | 0                            | 1                               | 1                            | 1                               | 0                                | 0                                  |  |        |  |  |
| Andre Dawson, R<br>OBP: 0.395, SLG: 0.577   | 1-0<br>S<br>HBP   | 0-0<br>4-3  |   | 0-0<br>FC6-4<br>1-2  |  | 0-0<br>1B<br>2B                 |                              |                                 |                              | 3                               | 0                            | 1                               | 0                            | 0                               | 0                                | 3                                  |  |        |  |  |
| Gary Carter, R<br>OBP: 0.395, SLG: 0.567  | 0-0<br>6-3<br>1-2   |   | 0-0<br>4-3<br>2B  |  | 0-0<br>6-3   |                                 | 4-0<br>1B<br>IBB             |                                 |                              | 3                               | 0                            | 1                               | 0                            | 1                               | 0                                | 1                                  |  |        |  |  |
| Warren Cromartie, L<br>OBP: 0.354, SLG: 0.475   |   | 0-0<br>1B<br>1B   | 0-0<br>P5   |  | 0-3<br>K   |                                 | 0-0<br>1B                    |                                 |                              | 4                               | 0                            | 2                               | 0                            | 0                               | 1                                | 1                                  |  |        |  |  |
| Larry Parrish, R<br>OBP: 0.269, SLG: 0.284  |   | 0-3<br>K  | 0-0<br>4-3<br>2-3   |  | 0-3<br>K   |                                 | 0-0<br>F8                    |                                 |                              | 4                               | 0                            | 0                               | 0                            | 0                               | 2                                | 2                                  |  |        |  |  |
| Rowland Office, L<br>OBP: 0.162, SLG: 0.100<br>Jerry White, S<br>OBP: 0.333, SLG: 0.474 |   | 4-0<br>1B<br>BB   | 4-0<br>P5<br>CS<br>BB   |  | 0-0<br>F7  |                                 | 0-0<br>E5<br>4-3             |                                 |                              | 0                               | 1                            | 0                               | 0                            | 1                               | 0                                | 0                                  | AB 30<br>R 4<br>H 7<br>RBI 1<br>BB 5<br>SO 4<br>LOB 11 |        |  |  |
| Chris Speier, R<br>OBP: 0.299, SLG: 0.329   |   | 0-0<br>E<br>1B  | 0-0<br>CS   |  | 0-0<br>FC1-6<br>1B   |                                 | 0-0<br>F7                    |                                 | 0-0<br>4-3                   | 4                               | 1                            | 2                               | 0                            | 0                               | 0                                | 1                                  |  |        |  |  |
| Steve Rogers, R<br>OBP: 0.188, SLG: 0.071<br>Woodie Fryman, R<br>OBP: 1.000, SLG: 1.000 |   | 0-0<br>E5<br>1B   | 0-0<br>FC1-6<br>BB  |  | 0-0<br>4-3   |                                 | 0-3<br>K                     |                                 |                              | 4                               | 1                            | 0                               | 0                            | 0                               | 1                                | 2                                  |  |        |  |  |
| <b>Inning Stats</b>   | R: 0<br>E: 0<br>K: 0<br>S: 3  | H: 0<br>LOB: 1<br>BB: 0<br>P: 4   | R: 4<br>E: 2<br>K: 1<br>S: 8  | H: 3<br>LOB: 1<br>BB: 2<br>P: 16   | R: 0<br>E: 0<br>K: 0<br>S: 3   | H: 1<br>LOB: 1<br>BB: 1<br>P: 7 | R: 0<br>E: 0<br>K: 0<br>S: 4 | H: 1<br>LOB: 2<br>BB: 1<br>P: 8 | R: 0<br>E: 0<br>K: 0<br>S: 3 | H: 0<br>LOB: 0<br>BB: 0<br>P: 3 | R: 0<br>E: 0<br>K: 0<br>S: 4 | H: 2<br>LOB: 1<br>BB: 1<br>P: 8 | R: 0<br>E: 1<br>K: 1<br>S: 6 | H: 0<br>LOB: 1<br>BB: 0<br>P: 6 | 1B: 5<br>2B: 2<br>3B: 0<br>HR: 0 | SF: 0<br>SAC: 0<br>DP: 0<br>HBP: 1 | WP: 0<br>PB: 0<br>SB: 1<br>CS: 1                       | PA: 37 |  |  |
| <b>PITCHER</b>  | IP<br>WLS<br>BF<br>H<br>R<br>ER<br>SO<br>BB<br>IBB<br>HBP<br>BLK<br>WP<br>HR<br>S<br>P<br>ERA<br>WHIP | IP<br>WLS<br>BF<br>H<br>R<br>ER<br>SO<br>BB<br>IBB<br>HBP<br>BLK<br>WP<br>HR<br>S<br>P<br>ERA<br>WHIP | 2.0<br>L<br>9<br>2<br>0<br>0<br>0<br>2<br>0<br>0<br>0<br>0<br>0<br>7<br>15<br>0.00<br>2.000 | 2.0<br>6<br>0<br>0<br>0<br>2<br>0<br>0<br>0<br>0<br>0<br>0<br>0<br>10<br>10<br>0.00<br>0.000 | 2.0<br>9<br>2<br>0<br>0<br>1<br>0<br>1<br>0<br>0<br>0<br>0<br>0<br>10<br>14<br>0.00<br>1.000 |                                 |                              |                                 |                              |                                 |                              |                                 |                              |                                 |                                  |                                    |  |        |  |  |

Los Angeles Dodgers @ Montreal Expos  
Olympic Stadium, Montreal, QB  
Mon May 04 1981, 7:05 PM EDT  
Att: 21,527 - Unknown

livebaseballscorecards.com



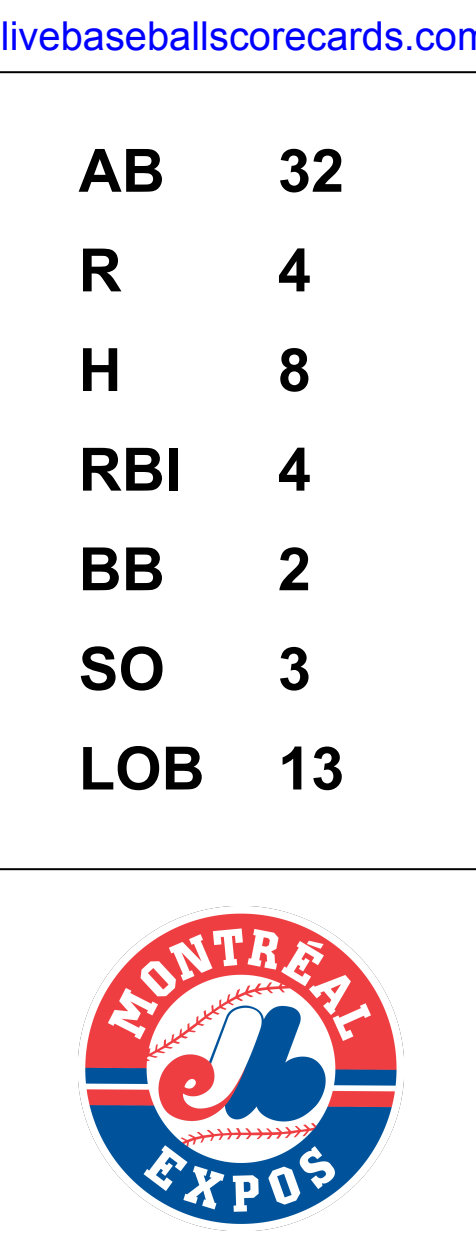


| Batter   | 1                            | 2                               | 3                            | 4                               | 5                            | 6                               | 7                            | 8                               | 9                            | AB                              | R                            | H                               | RBI                          | BB                              | SO                           | LOB                             | TOP  |                                 |                                  |                                    |                                  |        |  |  |  |
|--|------------------------------|---------------------------------|------------------------------|---------------------------------|------------------------------|---------------------------------|------------------------------|---------------------------------|------------------------------|---------------------------------|------------------------------|---------------------------------|------------------------------|---------------------------------|------------------------------|---------------------------------|--|---------------------------------|----------------------------------|------------------------------------|----------------------------------|--------|--|--|--|
| <b>Ozzie Smith, S</b><br>OBP: 0.300, SLG: 0.224 (1, 6)       | 0-0<br>6-3                   |                                 | 0-0<br>1B                    |                                 |                              | 0-0<br>6-3                      |                              | 0-0<br>6-3                      |                              | 4                               | 0                            | 1                               | 1                            | 0                               | 0                            | 0                               | <b>San Diego Padres @ Montreal Expos</b><br>Olympic Stadium, Montreal, QB<br>Tue May 05 1981, 7:05 PM EDT<br>Att: 15,909 - Unknown |                                 |                                  |                                    |                                  |        |  |  |  |
| <b>Ruppert Jones, L</b><br>OBP: 0.283, SLG: 0.270 (1, 8)     | 0-0<br>F8                    |                                 | 0-3<br>K                     |                                 |                              | 4-0<br>3B                       |                              | 0-0<br>4-3                      |                              | 3                               | 1                            | 0                               | 0                            | 1                               | 1                            |                                 |  |                                 |                                  |                                    |                                  |        |  |  |  |
| <b>Gene Richards, L</b><br>OBP: 0.286, SLG: 0.273 (1, 7)     | 0-3<br>K                     |                                 |                              | 0-3<br>K                        |                              | 0-0<br>3B                       |                              | 0-0<br>4-3                      |                              | 4                               | 0                            | 1                               | 1                            | 0                               | 2                            | 0                               |  |                                 |                                  |                                    |                                  |        |  |  |  |
| <b>Luis Salazar, R</b><br>OBP: 0.250, SLG: 0.263 (1, 5)      |                              | 0-3<br>K                        |                              | 0-0<br>6-3                      |                              | 0-0<br>6-3                      |                              |                                 | 0-3<br>K                     | 4                               | 0                            | 0                               | 0                            | 0                               | 2                            | 1                               |  |                                 |                                  |                                    |                                  |        |  |  |  |
| <b>Dave Edwards, R</b><br>OBP: 0.167, SLG: 0.214 (1, 9)      | 0-0<br>F8                    |                                 |                              | 0-0<br>6-3                      |                              |                                 | 0-0<br>6-3                   |                                 | 0-3<br>K                     | 4                               | 0                            | 0                               | 0                            | 0                               | 1                            | 0                               |  |                                 |                                  |                                    |                                  |        |  |  |  |
| <b>Steve Swisher, R</b><br>OBP: 0.333, SLG: 0.333 (9, 2)     |                              |                                 |                              |                                 |                              |                                 |                              |                                 |                              | 0                               | 0                            | 0                               | 0                            | 0                               | 0                            | 0                               |  |                                 |                                  |                                    |                                  |        |  |  |  |
| <b>Terry Kennedy, L</b><br>OBP: 0.341, SLG: 0.361 (1, 2)     |                              |                                 |                              |                                 | 0-0<br>3-1                   |                                 | 0-3<br>K                     |                                 | 0-0<br>2B                    | 4                               | 0                            | 1                               | 0                            | 0                               | 2                            | 0                               |  |                                 |                                  |                                    |                                  |        |  |  |  |
| <b>Joe Lefebvre, L</b><br>OBP: 0.257, SLG: 0.344 (9, 9)      |                              |                                 |                              |                                 |                              |                                 | FC4-6<br>2B                  |                                 |                              | 0                               | 0                            | 0                               | 0                            | 0                               | 0                            | 0                               |  |                                 |                                  |                                    |                                  |        |  |  |  |
| <b>Broderick Perkins, L</b><br>OBP: 0.415, SLG: 0.513 (1, 3) |                              |                                 | 0-0<br>SH3<br>1B             |                                 | 0-0<br>F8                    |                                 | 0-0<br>FC4-6<br>2B           |                                 | 0-0<br>4-3                   | 4                               | 2                            | 1                               | 0                            | 0                               | 0                            | 2                               |  |                                 |                                  |                                    |                                  |        |  |  |  |
| <b>Gary Lucas, L</b><br>(9, 1)                               |                              |                                 |                              |                                 |                              |                                 | 1-2<br>2B                    |                                 |                              | 0                               | 0                            | 0                               | 0                            | 0                               | 0                            | 0                               |  |                                 |                                  |                                    |                                  |        |  |  |  |
| <b>Juan Bonilla, R</b><br>OBP: 0.283, SLG: 0.300 (1, 4)      |                              |                                 | 0-0<br>SH3                   |                                 | 0-0<br>F8                    |                                 | 0-0<br>2B                    |                                 |                              | 2                               | 0                            | 1                               | 1                            | 0                               | 0                            | 0                               |  |                                 |                                  |                                    |                                  |        |  |  |  |
| <b>Steve Mura, R</b><br>OBP: 0.071, SLG: 0.071 (1, 1)        |                              |                                 | 2-3                          |                                 |                              |                                 | 1-H<br>2B                    |                                 |                              |                                 |                              |                                 |                              |                                 |                              |                                 |  |                                 |                                  |                                    |                                  |        |  |  |  |
| <b>Randy Bass, L</b><br>OBP: 0.279, SLG: 0.328 (9, 3)        |                              |                                 | 0-0<br>2-3                   |                                 |                              | 0-0<br>F9                       |                              | 0-0<br>G3                       |                              | 3                               | 0                            | 0                               | 0                            | 0                               | 0                            | 2                               |  |                                 |                                  |                                    |                                  |        |  |  |  |
| <b>Inning Stats</b>  | R: 0<br>E: 0<br>K: 1<br>S: 5 | H: 0<br>LOB: 0<br>BB: 0<br>P: 5 | R: 0<br>E: 0<br>K: 2<br>S: 7 | H: 0<br>LOB: 0<br>BB: 0<br>P: 7 | R: 1<br>E: 0<br>K: 1<br>S: 7 | H: 2<br>LOB: 1<br>BB: 0<br>P: 7 | R: 0<br>E: 0<br>K: 1<br>S: 5 | H: 0<br>LOB: 0<br>BB: 0<br>P: 5 | R: 0<br>E: 0<br>K: 0<br>S: 3 | H: 0<br>LOB: 0<br>BB: 0<br>P: 3 | R: 1<br>E: 0<br>K: 0<br>S: 4 | H: 1<br>LOB: 1<br>BB: 1<br>P: 8 | R: 1<br>E: 0<br>K: 1<br>S: 7 | H: 1<br>LOB: 1<br>BB: 0<br>P: 7 | R: 0<br>E: 0<br>K: 0<br>S: 3 | H: 0<br>LOB: 0<br>BB: 0<br>P: 3 | R: 0<br>E: 0<br>K: 2<br>S: 8   | H: 1<br>LOB: 1<br>BB: 0<br>P: 8 | 1B: 1<br>2B: 3<br>3B: 1<br>HR: 0 | SF: 0<br>SAC: 1<br>DP: 0<br>HBP: 0 | WP: 1<br>PB: 0<br>SB: 2<br>CS: 0 | PA: 34 |  |  |  |
| <b>PITCHER</b>   | IP                           | WLS                             | BF                           | H                               | R                            | ER                              | SO                           | BB                              | IBB                          | HBP                             | BLK                          | WP                              | HR                           | S                               | P                            | ERA                             | WHIP   |                                 |                                  |                                    |                                  |        |  |  |  |
| <b>Bill Lee, L</b><br>ERA: 2.2 (1, 1)                        | 7.0                          |                                 | 27                           | 4                               | 3                            | 3                               | 6                            | 1                               | 0                            | 0                               | 0                            | 1                               | 0                            | 38                              | 42                           | 3.86                            | 0.714  |                                 |                                  |                                    |                                  |        |  |  |  |
| <b>Woodie Fryman, L</b><br>ERA: 1.15 (8, 1)                  | 2.0                          | W                               | 7                            | 1                               | 0                            | 0                               | 2                            | 0                               | 0                            | 0                               | 0                            | 0                               | 0                            | 11                              | 11                           | 0.00                            | 0.500  |                                 |                                  |                                    |                                  |        |  |  |  |

|     |    |
|-----|----|
| AB  | 32 |
| R   | 3  |
| H   | 5  |
| RBI | 3  |
| BB  | 1  |
| SO  | 8  |
| LOB | 6  |



| Batter  | 1                            | 2                               | 3                            | 4                               | 5                            | 6                               | 7                            | 8                               | 9                            | AB                              | R                            | H                               | RBI                          | BB                              | SO                           | LOB                             | BOTTOM   |                                    |                                  |        |  |  |  |  |  |
|---|------------------------------|---------------------------------|------------------------------|---------------------------------|------------------------------|---------------------------------|------------------------------|---------------------------------|------------------------------|---------------------------------|------------------------------|---------------------------------|------------------------------|---------------------------------|------------------------------|---------------------------------|--|------------------------------------|----------------------------------|--------|--|--|--|--|--|
| <b>Tim Raines, S</b><br>OBP: 0.459, SLG: 0.451 (1, 7)       | 0-0<br>F8                    |                                 | 0-0<br>FC6-4                 |                                 |                              | 0-0<br>F8                       |                              | 0-0<br>SH<br>5-3<br>1B          |                              | 4                               | 1                            | 1                               | 0                            | 0                               | 0                            | 2                               | <b>San Diego Padres @ Montreal Expos</b><br>Olympic Stadium, Montreal, QB<br>Tue May 05 1981, 7:05 PM EDT<br>Att: 15,909 - Unknown |                                    |                                  |        |  |  |  |  |  |
| <b>Rodney Scott, S</b><br>OBP: 0.316, SLG: 0.188 (1, 4)     | 4-0<br>G6-4-3<br>BB          |                                 |                              | 0-0<br>4-3                      |                              | 0-0<br>S<br>1B                  |                              | 0-0<br>SH<br>5-3<br>S           |                              | 2                               | 0                            | 1                               | 0                            | 1                               | 0                            | 0                               |  |                                    |                                  |        |  |  |  |  |  |
| <b>Andre Dawson, R</b><br>OBP: 0.376, SLG: 0.547 (1, 8)     | 0-0<br>G6-4-3                |                                 |                              | 0-0<br>5-3                      |                              | 0-3<br>K                        |                              | 0-3<br>K                        |                              | 4                               | 0                            | 0                               | 0                            | 0                               | 2                            | 5                               |  |                                    |                                  |        |  |  |  |  |  |
| <b>Ellis Valentine, R</b><br>OBP: 0.254, SLG: 0.383 (1, 9)  |                              | 0-0<br>F5                       |                              | 0-0<br>F3                       |                              | 0-0<br>E<br>1B                  |                              | 0-0<br>5-3                      |                              | 4                               | 1                            | 1                               | 1                            | 0                               | 0                            | 1                               |  |                                    |                                  |        |  |  |  |  |  |
| <b>Gary Carter, R</b><br>OBP: 0.388, SLG: 0.543 (1, 2)      |                              | 0-0<br>F8                       |                              |                                 | 0-0<br>F7                    |                                 | 4-0<br>E<br>BB               |                                 | 0-0<br>5-3                   | 3                               | 1                            | 0                               | 0                            | 1                               | 0                            | 1                               |  |                                    |                                  |        |  |  |  |  |  |
| <b>Warren Cromartie, L</b><br>OBP: 0.362, SLG: 0.492 (1, 3) |                              | 0-0<br>3-1                      |                              |                                 | 0-0<br>F7                    |                                 | 0-0<br>E6<br>2B              |                                 | 0-0<br>3-1<br>SH1-4<br>1B    | 4                               | 1                            | 2                               | 2                            | 0                               | 0                            | 0                               |  |                                    |                                  |        |  |  |  |  |  |
| <b>Larry Parrish, R</b><br>OBP: 0.259, SLG: 0.273 (1, 5)    |                              |                                 | 0-0<br>F3                    |                                 | 0-0<br>F9                    |                                 | 0-0<br>5-3                   |                                 | 0-0<br>SH1-4<br>1B           | 3                               | 0                            | 0                               | 0                            | 0                               | 0                            | 1                               |  |                                    |                                  |        |  |  |  |  |  |
| <b>Chris Speier, R</b><br>OBP: 0.284, SLG: 0.311 (1, 6)     |                              |                                 | 0-3<br>K                     |                                 |                              | 0-0<br>5-3                      |                              | 0-0<br>F9                       |                              | 4                               | 0                            | 0                               | 0                            | 0                               | 1                            | 2                               |  |                                    |                                  |        |  |  |  |  |  |
| <b>Bill Lee, L</b><br>OBP: 0.750, SLG: 0.750 (1, 1)         |                              |                                 |                              |                                 | 0-0<br>FC6-4<br>1B           |                                 | 0-0<br>6-3                   |                                 | 0-0<br>3H<br>1B              | 2                               | 0                            | 2                               | 0                            | 0                               | 0                            | 0                               |  |                                    |                                  |        |  |  |  |  |  |
| <b>Tom Hutton, L</b><br>OBP: 0.429, SLG: 0.333 (7, PH)      |                              |                                 |                              |                                 |                              |                                 |                              |                                 |                              | 1                               | 0                            | 0                               | 0                            | 0                               | 0                            | 1                               |  |                                    |                                  |        |  |  |  |  |  |
| <b>Willie Montanez, L</b><br>OBP: 0.250, SLG: 0.200 (9, PH) |                              |                                 |                              |                                 |                              |                                 |                              |                                 |                              | 0                               | 0                            | 0                               | 0                            | 0                               | 0                            | 0                               |  |                                    |                                  |        |  |  |  |  |  |
| <b>Inning Stats</b>   | R: 0<br>E: 0<br>K: 0<br>S: 2 | H: 0<br>LOB: 0<br>BB: 1<br>P: 6 | R: 0<br>E: 0<br>K: 0<br>S: 3 | H: 0<br>LOB: 0<br>BB: 0<br>P: 3 | R: 0<br>E: 0<br>K: 1<br>S: 6 | H: 1<br>LOB: 1<br>BB: 0<br>P: 6 | R: 0<br>E: 0<br>K: 0<br>S: 3 | H: 0<br>LOB: 0<br>BB: 0<br>P: 3 | R: 0<br>E: 0<br>K: 1<br>S: 7 | H: 2<br>LOB: 2<br>BB: 0<br>P: 7 | R: 2<br>E: 1<br>K: 0<br>S: 5 | H: 2<br>LOB: 1<br>BB: 1<br>P: 9 | R: 1<br>E: 1<br>K: 1<br>S: 7 | H: 1<br>LOB: 1<br>BB: 0<br>P: 7 | R: 0<br>E: 0<br>K: 0<br>S: 4 | H: 2<br>LOB: 1<br>BB: 0<br>P: 4 | 1B: 7<br>2B: 1<br>3B: 0<br>HR: 0   | SF: 0<br>SAC: 2<br>DP: 1<br>HBP: 0 | WP: 0<br>PB: 0<br>SB: 3<br>CS: 0 | PA: 36 |  |  |  |  |  |
| <b>PITCHER</b>  | IP                           | WLS                             | BF                           | H                               | R                            | ER                              | SO                           | BB                              | IBB                          | HBP                             | BLK                          | WP                              | HR                           | S                               | P                            | ERA                             | WHIP   |                                    |                                  |        |  |  |  |  |  |
| <b>Steve Mura, R</b><br>ERA: 3.46 (1, 1)                    | 8.2                          | L                               | 35                           | 7                               | 4                            | 3                               | 3                            | 2                               | 0                            | 0                               | 0                            | 0                               | 0                            | 39                              | 47                           | 3.12                            | 1.038  |                                    |                                  |        |  |  |  |  |  |
| <b>Gary Lucas, L</b><br>ERA: 3.0 (9, 1)                     | 0.0                          |                                 | 1                            | 1                               | 0                            | 0                               | 0                            | 0                               | 0                            | 0                               | 0                            | 0                               | 0                            | 1                               | 1                            | ∞                               | ∞  |                                    |                                  |        |  |  |  |  |  |









| Batter   | 1  | 2                               | 3                            | 4                               | 5                            | 6                               | 7                            | 8                               | 9                            | AB                              | R                            | H                               | RBI                          | BB                              | SO                           | LOB                             | TOP                              |                                    |                                  |        |
|--|--|---------------------------------|------------------------------|---------------------------------|------------------------------|---------------------------------|------------------------------|---------------------------------|------------------------------|---------------------------------|------------------------------|---------------------------------|------------------------------|---------------------------------|------------------------------|---------------------------------|----------------------------------|------------------------------------|----------------------------------|--------|
| <b>Ozzie Smith, S</b><br>OBP: 0.300, SLG: 0.224<br>(1, 6)          | 0-0<br>5-3   |                                 | 0-0<br>G3                    |                                 | 0-0<br>F8                    |                                 |                              | 0-0<br>F7                       |                              | 4                               | 0                            | 0                               | 0                            | 0                               | 0                            | 0                               |                                  |                                    |                                  |        |
| <b>Ruppert Jones, L</b><br>OBP: 0.294, SLG: 0.276<br>(1, 8)        | 0-3<br>K   |                                 | 0-3<br>K                     |                                 |                              | 0-0<br>F7                       |                              | 0-0<br>L8                       |                              | 4                               | 0                            | 0                               | 0                            | 0                               | 2                            | 0                               |                                  |                                    |                                  |        |
| <b>Gene Richards, L</b><br>OBP: 0.289, SLG: 0.271<br>(1, 7)        | 0-0<br>P6  |                                 |                              | 0-0<br>1B                       |                              | 4-0<br>BB                       |                              | 0-0<br>F7                       |                              | 3                               | 0                            | 1                               | 0                            | 1                               | 0                            | 0                               |                                  |                                    |                                  |        |
| <b>Terry Kennedy, L</b><br>OBP: 0.340, SLG: 0.359<br>(1, 2)        |  | 0-3<br>K                        |                              | 0-0<br>P4                       |                              | 0-0<br>BB                       |                              | 0-0<br>L3                       |                              | 4                               | 0                            | 0                               | 0                            | 0                               | 1                            | 2                               |                                  |                                    |                                  |        |
| <b>Broderick Perkins, L</b><br>OBP: 0.420, SLG: 0.625<br>(1, 3)    |  | 0-0<br>1B                       |                              | 0-0<br>L8                       |                              | 0-0<br>L9                       |                              | 0-0<br>P4                       |                              | 4                               | 0                            | 1                               | 0                            | 0                               | 0                            | 2                               |                                  |                                    |                                  |        |
| <b>Joe Lefebvre, L</b><br>OBP: 0.256, SLG: 0.333<br>(1, 9)         |  | 0-0<br>F8                       |                              | 0-0<br>4-3                      |                              |                                 |                              | 0-0<br>F9                       |                              | 3                               | 0                            | 0                               | 0                            | 0                               | 0                            | 2                               |                                  |                                    |                                  |        |
| <b>Luis Salazar, R</b><br>OBP: 0.290, SLG: 0.352<br>(1, 5)         |  | 0-0<br>1B                       |                              |                                 | 0-0<br>HR                    |                                 |                              | 0-0<br>F9                       |                              | 3                               | 1                            | 2                               | 1                            | 0                               | 0                            | 0                               |                                  |                                    |                                  |        |
| <b>Juan Bonilla, R</b><br>OBP: 0.246, SLG: 0.259<br>(1, 4)         |  | 0-0<br>L5                       |                              |                                 | 0-3<br>K                     |                                 |                              | 0-0<br>5-3                      |                              | 3                               | 0                            | 0                               | 0                            | 0                               | 1                            | 2                               |                                  |                                    |                                  |        |
| <b>Chris Welsh, L</b><br>(1, 1)                                    |  |                                 | 0-0<br>4-3                   |                                 | 0-0<br>F8                    |                                 |                              | 0-0<br>1-3                      |                              | 3                               | 0                            | 0                               | 0                            | 0                               | 0                            | 0                               |                                  |                                    |                                  |        |
| <b>Inning Stats</b>  | R: 0<br>E: 0<br>K: 1<br>S: 5   | H: 0<br>LOB: 0<br>BB: 0<br>P: 5 | R: 0<br>E: 0<br>K: 1<br>S: 7 | H: 2<br>LOB: 2<br>BB: 0<br>P: 7 | R: 0<br>E: 0<br>K: 1<br>S: 5 | H: 0<br>LOB: 0<br>BB: 0<br>P: 5 | R: 0<br>E: 0<br>K: 0<br>S: 4 | H: 1<br>LOB: 1<br>BB: 0<br>P: 4 | R: 1<br>E: 0<br>K: 1<br>S: 6 | H: 1<br>LOB: 0<br>BB: 0<br>P: 6 | R: 0<br>E: 0<br>K: 0<br>S: 3 | H: 0<br>LOB: 0<br>BB: 0<br>P: 3 | R: 0<br>E: 0<br>K: 0<br>S: 3 | H: 0<br>LOB: 0<br>BB: 0<br>P: 3 | R: 0<br>E: 0<br>K: 0<br>S: 3 | H: 0<br>LOB: 0<br>BB: 0<br>P: 3 | 1B: 3<br>2B: 0<br>3B: 0<br>HR: 1 | SF: 0<br>SAC: 0<br>DP: 0<br>HBP: 0 | WP: 0<br>PB: 0<br>SB: 1<br>CS: 0 | PA: 32 |
| <b>PITCHER</b><br><b>Scott Sanderson, R</b><br>ERA: 2.04<br>(1, 1) | IP: 9.0<br>WLS: W<br>BF: 32<br>H: 4<br>R: 1<br>ER: 1<br>SO: 4<br>BB: 1<br>IBB: 0<br>HBP: 0<br>BLK: 0<br>WP: 0<br>HR: 1<br>S: 39<br>P: 43<br>ERA: 1.00<br>WHIP: 0.556 |                                 |                              |                                 |                              |                                 |                              |                                 |                              |                                 |                              |                                 |                              |                                 |                              |                                 |                                  |                                    |                                  |        |

San Diego Padres @ Montreal Expos  
Olympic Stadium, Montreal, QB  
Thu May 07 1981, 7:05 PM EDT  
Att: 12,248 - Unknown

|     |    |
|-----|----|
| AB  | 31 |
| R   | 1  |
| H   | 4  |
| RBI | 1  |
| BB  | 1  |
| SO  | 4  |
| LOB | 8  |



| Batter   | 1  | 2                               | 3                            | 4                               | 5                            | 6                               | 7                            | 8                               | 9                            | AB                              | R                            | H                               | RBI                          | BB                               | SO                           | LOB                              | BOTTOM                           |                                    |                                  |        |
|--|--|---------------------------------|------------------------------|---------------------------------|------------------------------|---------------------------------|------------------------------|---------------------------------|------------------------------|---------------------------------|------------------------------|---------------------------------|------------------------------|----------------------------------|------------------------------|----------------------------------|----------------------------------|------------------------------------|----------------------------------|--------|
| <b>Tim Raines, S</b><br>OBP: 0.467, SLG: 0.516<br>(1, 7)       | 0-0<br>IHR   |                                 | 0-0<br>E                     |                                 | 0-0<br>6-3                   |                                 |                              | 0-0<br>F8                       |                              | 4                               | 1                            | 2                               | 1                            | 0                                | 0                            | 0                                |                                  |                                    |                                  |        |
| <b>Rodney Scott, S</b><br>OBP: 0.338, SLG: 0.173<br>(1, 4)     | 0-0<br>L6  |                                 | 4-0<br>S                     |                                 |                              | 0-0<br>5-3                      |                              | 4-0<br>F8                       |                              | 2                               | 1                            | 0                               | 0                            | 2                                | 0                            | 0                                |                                  |                                    |                                  |        |
| <b>Andre Dawson, R</b><br>OBP: 0.372, SLG: 0.524<br>(1, 8)     | 0-0<br>P2  |                                 | 0-0<br>F8                    |                                 |                              | 0-0<br>F9                       |                              | 0-0<br>F8                       |                              | 4                               | 0                            | 0                               | 0                            | 0                                | 0                            | 3                                |                                  |                                    |                                  |        |
| <b>Ellis Valentine, R</b><br>OBP: 0.253, SLG: 0.373<br>(1, 9)  | 0-0<br>5-3   |                                 |                              | 0-0<br>F8                       |                              | 0-0<br>G3                       |                              | 0-0<br>2B                       |                              | 4                               | 0                            | 1                               | 1                            | 0                                | 0                            | 0                                |                                  |                                    |                                  |        |
| <b>Gary Carter, R</b><br>OBP: 0.386, SLG: 0.519<br>(1, 2)      |  | 0-0<br>CS                       |                              | 0-0<br>5-3                      |                              |                                 | 0-0<br>E6                    | 4-0<br>F3                       |                              | 3                               | 0                            | 1                               | 0                            | 1                                | 0                            | 0                                |                                  |                                    |                                  |        |
| <b>Warren Cromartie, L</b><br>OBP: 0.333, SLG: 0.444<br>(1, 3) | 0-3<br>K   |                                 | 0-0<br>K                     |                                 | 0-0<br>1B                    |                                 | 0-0<br>F8                    | 0-0<br>6-3                      |                              | 4                               | 0                            | 1                               | 0                            | 0                                | 1                            | 4                                |                                  |                                    |                                  |        |
| <b>Larry Parrish, R</b><br>OBP: 0.261, SLG: 0.301<br>(1, 5)    | 0-0<br>1-3   |                                 |                              | 0-3<br>K                        |                              |                                 | 4-0<br>F3                    |                                 |                              | 2                               | 0                            | 0                               | 0                            | 1                                | 1                            | 1                                |                                  |                                    |                                  |        |
| <b>Chris Speier, R</b><br>OBP: 0.307, SLG: 0.316<br>(1, 6)     |  |                                 | 0-0<br>1B                    |                                 | 0-0<br>F8                    |                                 | 0-0<br>F3                    |                                 |                              | 3                               | 0                            | 1                               | 0                            | 0                                | 0                            | 2                                |                                  |                                    |                                  |        |
| <b>Scott Sanderson, R</b><br>OBP: 0.364, SLG: 0.444<br>(1, 1)  |  |                                 | 0-0<br>SH1-4                 |                                 | 0-3<br>K                     |                                 | 0-3<br>K                     |                                 |                              | 2                               | 0                            | 0                               | 0                            | 0                                | 2                            | 2                                |                                  |                                    |                                  |        |
| <b>Inning Stats</b>  | R: 1<br>E: 0<br>K: 0<br>S: 4   | H: 1<br>LOB: 0<br>BB: 0<br>P: 4 | R: 0<br>E: 0<br>K: 1<br>S: 5 | H: 1<br>LOB: 0<br>BB: 0<br>P: 5 | R: 0<br>E: 0<br>K: 0<br>S: 4 | H: 2<br>LOB: 2<br>BB: 1<br>P: 8 | R: 0<br>E: 0<br>K: 1<br>S: 6 | H: 1<br>LOB: 1<br>BB: 0<br>P: 6 | R: 0<br>E: 0<br>K: 1<br>S: 5 | H: 0<br>LOB: 0<br>BB: 0<br>P: 5 | R: 0<br>E: 0<br>K: 0<br>S: 3 | H: 0<br>LOB: 0<br>BB: 0<br>P: 3 | R: 0<br>E: 1<br>K: 1<br>S: 6 | H: 0<br>LOB: 2<br>BB: 1<br>P: 10 | R: 1<br>E: 0<br>K: 0<br>S: 4 | H: 1<br>LOB: 2<br>BB: 2<br>P: 12 | 1B: 4<br>2B: 2<br>3B: 0<br>HR: 1 | SF: 0<br>SAC: 1<br>DP: 1<br>HBP: 0 | WP: 0<br>PB: 0<br>SB: 3<br>CS: 1 | PA: 33 |
| <b>PITCHER</b><br><b>Chris Welsh, L</b><br>ERA: 4.15<br>(1, 1) | IP: 8.0<br>WLS: L<br>BF: 33<br>H: 6<br>R: 2<br>ER: 2<br>SO: 4<br>BB: 3<br>IBB: 1<br>HBP: 0<br>BLK: 0<br>WP: 0<br>HR: 0<br>S: 37<br>P: 53<br>ERA: 2.25<br>WHIP: 1.125 |                                 |                              |                                 |                              |                                 |                              |                                 |                              |                                 |                              |                                 |                              |                                  |                              |                                  |                                  |                                    |                                  |        |

San Diego Padres @ Montreal Expos  
Olympic Stadium, Montreal, QB  
Thu May 07 1981, 7:05 PM EDT  
Att: 12,248 - Unknown

|     |    |
|-----|----|
| AB  | 28 |
| R   | 2  |
| H   | 6  |
| RBI | 2  |
| BB  | 4  |
| SO  | 4  |
| LOB | 12 |





| Batter   | 1   | 2   | 3  | 4  | 5                            | 6                               | 7                            | 8                               | 9                            | AB                              | R                            | H                               | RBI                          | BB                              | SO  | LOB                             | TOP  |                                 |                                   |                                    |                                  |        |
|--|---|---|--|--|------------------------------|---------------------------------|------------------------------|---------------------------------|------------------------------|---------------------------------|------------------------------|---------------------------------|------------------------------|---------------------------------|---|---------------------------------|--|---------------------------------|-----------------------------------|------------------------------------|----------------------------------|--------|
| Bill North, S<br>OBP: 0.357, SLG: 0.286<br>(1, 8)  | 4-3   |   |  | S<br>5-3<br>1B   |                              | E4<br>1-3<br>S                  |                              |                                 |                              | 4                               | 1                            | 2                               | 1                            | 0                               | 0   | 0                               | <b>San Francisco Giants @ Montreal Expos</b><br>Olympic Stadium, Montreal, QB<br>Fri May 08 1981, 7:05 PM EDT<br>Att: 21,850 - Unknown |                                 |                                   |                                    |                                  |        |
| Enos Cabell, R<br>OBP: 0.284, SLG: 0.333<br>(1, 3)   | 5-3   |   |  | 5-3<br>1-H   |                              | 5-3                             | 4-3                          |                                 |                              | 4                               | 0                            | 0                               | 1                            | 0                               | 0   | 3                               |  |                                 |                                   |                                    |                                  |        |
| Jack Clark, R<br>OBP: 0.295, SLG: 0.337<br>(1, 9)  | F8  |   |  | F4   |                              | 1-3                             |                              | F4                              |                              | 4                               | 0                            | 0                               | 0                            | 0                               | 0   | 1                               |  |                                 |                                   |                                    |                                  |        |
| Darrell Evans, L<br>OBP: 0.328, SLG: 0.386<br>(1, 5)   |   | 4-3   |  | 3-1  |                              | 4-3                             |                              |                                 |                              | 4                               | 0                            | 1                               | 0                            | 0                               | 0   | 1                               |  |                                 |                                   |                                    |                                  |        |
| Larry Herndon, R<br>OBP: 0.364, SLG: 0.452<br>(1, 7)   |   | 6-3   |  |  | G4-6-3<br>1B<br>1B           |                                 | K                            |                                 | F9                           | 4                               | 1                            | 1                               | 0                            | 0                               | 1   | 0                               |  |                                 |                                   |                                    |                                  |        |
| Joe Morgan, L<br>OBP: 0.304, SLG: 0.308<br>(1, 4)  |   | F7  |  |  | G4-6-3<br>1B                 |                                 | 1B<br>FC6-4<br>1B            |                                 | 4-3                          | 4                               | 1                            | 2                               | 0                            | 0                               | 0   | 0                               |  |                                 |                                   |                                    |                                  |        |
| Milt May, L<br>OBP: 0.374, SLG: 0.373<br>(1, 2)  |   |   | F2   |  | G4-6-3<br>1B                 |                                 | FC6-4<br>1B                  |                                 |                              | 4                               | 1                            | 2                               | 0                            | 0                               | 0   | 2                               |  |                                 |                                   |                                    |                                  |        |
| Johnnie LeMaster, R<br>OBP: 0.301, SLG: 0.276<br>(1, 6)  |   |   | 6-3  |  |                              |                                 | FC6-4<br>1B                  |                                 |                              | 4                               | 0                            | 3                               | 1                            | 0                               | 0   | 0                               |  |                                 |                                   |                                    |                                  |        |
| Allen Ripley, R<br>OBP: 0.143, SLG: 0.143<br>(7, PH)<br>Jim Wolford, R<br>OBP: 0.211, SLG: 0.368<br>(7, 1)<br>Greg Minton, S<br>OBP: 0.333, SLG: 0.333<br>(8, 1)<br>Gary Lavelle, L<br>OBP: 0.304, SLG: 0.229<br>(9, PH)<br>Jerry Martin, R<br>OBP: 0.304, SLG: 0.229<br>(9, 1)<br>Al Holland, R<br>(9, 1) | 4-3   |   |  | 4-3  |                              |                                 | FC6-4<br>1B                  |                                 | G5-4-3                       | 2                               | 0                            | 0                               | 0                            | 0                               | 0   | 1                               | <b>GIANTS</b>  |                                 |                                   |                                    |                                  |        |
|  |   |   |  |  |                              |                                 |                              |                                 |                              | 1                               | 0                            | 0                               | 1                            | 0                               | 0   | 2                               |  |                                 |                                   |                                    |                                  |        |
| <b>Inning Stats</b>  | R: 0<br>E: 0<br>K: 0<br>S: 3  | H: 0<br>LOB: 0<br>BB: 0<br>P: 3   | R: 0<br>E: 0<br>K: 0<br>S: 3   | H: 0<br>LOB: 0<br>BB: 0<br>P: 3  | R: 0<br>E: 0<br>K: 0<br>S: 3 | H: 0<br>LOB: 0<br>BB: 0<br>P: 3 | R: 1<br>E: 0<br>K: 0<br>S: 4 | H: 1<br>LOB: 0<br>BB: 0<br>P: 4 | R: 1<br>E: 0<br>K: 0<br>S: 5 | H: 3<br>LOB: 1<br>BB: 0<br>P: 5 | R: 0<br>E: 1<br>K: 0<br>S: 4 | H: 0<br>LOB: 1<br>BB: 0<br>P: 4 | R: 2<br>E: 0<br>K: 1<br>S: 9 | H: 4<br>LOB: 2<br>BB: 0<br>P: 9 | R: 0<br>E: 0<br>K: 0<br>S: 3  | H: 1<br>LOB: 0<br>BB: 0<br>P: 3 | R: 0<br>E: 0<br>K: 0<br>S: 4   | H: 2<br>LOB: 1<br>BB: 0<br>P: 4 | 1B: 11<br>2B: 0<br>3B: 0<br>HR: 0 | SF: 0<br>SAC: 0<br>DP: 2<br>HBP: 0 | WP: 0<br>PB: 0<br>SB: 3<br>CS: 0 | PA: 36 |
| <b>PITCHER</b>   | IP<br>WLS<br>BF<br>H<br>R<br>ER<br>SO<br>BB<br>IBB<br>HBP<br>BLK<br>WP<br>HR<br>S<br>P<br>ERA<br>WHIP | 7.0<br>L<br>29<br>8<br>4<br>4<br>1<br>0<br>0<br>0<br>0<br>0<br>0<br>31<br>31<br>5.14<br>1.143 | 1.0<br>3<br>1<br>0<br>0<br>0<br>0<br>0<br>0<br>0<br>0<br>0<br>0<br>3<br>3<br>0.00<br>1.000 | 1.0<br>4<br>2<br>0<br>0<br>0<br>0<br>0<br>0<br>0<br>0<br>0<br>0<br>4<br>4<br>0.00<br>2.000 | <b>PITCHER</b>               |                                 |                              |                                 |                              |                                 |                              |                                 |                              |                                 | IP<br>WLS<br>BF<br>H<br>R<br>ER<br>SO<br>BB<br>IBB<br>HBP<br>BLK<br>WP<br>HR<br>S<br>P<br>ERA<br>WHIP |                                 |  |                                 |                                   |                                    |                                  |        |

| Batter  | 1   | 2   | 3  | 4  | 5   | 6                               | 7                            | 8                               | 9                            | AB                              | R                            | H                               | RBI                          | BB                               | SO                           | LOB   | BOTTOM   |                                    |                                  |        |
|---|---|---|--|--|---|---------------------------------|------------------------------|---------------------------------|------------------------------|---------------------------------|------------------------------|---------------------------------|------------------------------|----------------------------------|------------------------------|---|--|------------------------------------|----------------------------------|--------|
| Tim Raines, S<br>OBP: 0.473, SLG: 0.511<br>(1, 7)   | 4-3   |   | 1B<br>S<br>SF6<br>BB   |  |   |                                 |                              | S<br>4-3<br>BB                  | K                            | 3                               | 2                            | 1                               | 0                            | 2                                | 1                            | 1   | <b>San Francisco Giants @ Montreal Expos</b><br>Olympic Stadium, Montreal, QB<br>Fri May 08 1981, 7:05 PM EDT<br>Att: 21,850 - Unknown |                                    |                                  |        |
| Rodney Scott, S<br>OBP: 0.343, SLG: 0.179<br>(1, 4)   | E6<br>WP<br>S   |   | S<br>1-3<br>1B   |  | F7<br>1-2   |                                 |                              | 4-3<br>1-H                      |                              | 4                               | 0                            | 1                               | 1                            | 1                                | 0                            | 1   |  |                                    |                                  |        |
| Andre Dawson, R<br>OBP: 0.364, SLG: 0.506<br>(1, 8)   | F8<br>1-3   |   | SF6<br>1-2<br>3-H  |  | F6  |                                 |                              | 2B<br>BB                        | F9                           | 3                               | 1                            | 0                               | 1                            | 1                                | 0                            | 4   |  |                                    |                                  |        |
| Ellis Valentine, R<br>OBP: 0.266, SLG: 0.386<br>(8, PR)<br>Jerry White, S<br>OBP: 0.304, SLG: 0.429<br>(9, 9)   |   |   | 5-3  |  |   |                                 | 5-3                          |                                 | F4                           | 3                               | 0                            | 1                               | 1                            | 1                                | 0                            | 1   |  |                                    |                                  |        |
| Gary Carter, R<br>OBP: 0.380, SLG: 0.500<br>(1, 2)  | L3  |   |  | 6-3  |   |                                 | F7                           |                                 |                              | 3                               | 0                            | 0                               | 0                            | 1                                | 0                            | 2   |  |                                    |                                  |        |
| Warren Cromartie, L<br>OBP: 0.317, SLG: 0.421<br>(1, 3)   |   | 4-3   |  | F7   |   |                                 | 4-3                          |                                 | 6-3                          | 4                               | 0                            | 0                               | 0                            | 0                                | 0                            | 2   |  |                                    |                                  |        |
| Larry Parrish, R<br>OBP: 0.235, SLG: 0.294<br>Woody Fryman, R<br>(9, 1)   |   | K   |  | 1B<br>BB   |   |                                 | G3                           |                                 |                              | 2                               | 0                            | 0                               | 0                            | 2                                | 1                            | 0   |  |                                    |                                  |        |
| Chris Speier, R<br>OBP: 0.304, SLG: 0.313<br>(1, 6)   |   | K   |  |  | 1-3<br>1B   |                                 | F6                           |                                 | 4-3                          | 4                               | 0                            | 1                               | 0                            | 0                                | 1                            | 3   |  |                                    |                                  |        |
| Bill Gullickson, R<br>OBP: 0.231, SLG: 0.308<br>Willie Montanez, L<br>OBP: 0.225, SLG: 0.188<br>Stan Bahnsen, R<br>OBP: 0.333, SLG: 0.333<br>Tim Wallach, R<br>OBP: 0.308, SLG: 0.520<br>(9, 5) |   |   |  | 1-3  |   |                                 | 6-3                          |                                 |                              | 2                               | 0                            | 0                               | 0                            | 0                                | 0                            | 0   | <b>MONTEAL<br/>EXPOS</b>   |                                    |                                  |        |
|   |   |   |  |  |   |                                 |                              |                                 |                              | 1                               | 0                            | 0                               | 0                            | 0                                | 0                            | 0   |  |                                    |                                  |        |
| <b>Inning Stats</b>   | R: 0<br>E: 1<br>K: 0<br>S: 4  | H: 0<br>LOB: 2<br>BB: 1<br>P: 8   | R: 0<br>E: 0<br>K: 2<br>S: 7   | H: 0<br>LOB: 0<br>BB: 0<br>P: 7  | R: 1<br>E: 0<br>K: 0<br>S: 4  | H: 1<br>LOB: 1<br>BB: 1<br>P: 8 | R: 0<br>E: 0<br>K: 0<br>S: 3 | H: 1<br>LOB: 2<br>BB: 1<br>P: 7 | R: 0<br>E: 0<br>K: 0<br>S: 3 | H: 0<br>LOB: 0<br>BB: 0<br>P: 3 | R: 0<br>E: 0<br>K: 0<br>S: 3 | H: 0<br>LOB: 0<br>BB: 0<br>P: 3 | R: 2<br>E: 0<br>K: 0<br>S: 4 | H: 1<br>LOB: 3<br>BB: 4<br>P: 20 | R: 0<br>E: 0<br>K: 1<br>S: 6 | H: 1<br>LOB: 2<br>BB: 1<br>P: 10  | 1B: 3<br>2B: 2<br>3B: 0<br>HR: 0   | SF: 1<br>SAC: 0<br>DP: 0<br>HBP: 0 | WP: 1<br>PB: 0<br>SB: 6<br>CS: 0 | PA: 40 |
| <b>PITCHER</b>  | IP<br>WLS<br>BF<br>H<br>R<br>ER<br>SO<br>BB<br>IBB<br>HBP<br>BLK<br>WP<br>HR<br>S<br>P<br>ERA<br>WHIP | 6.0<br>W<br>24<br>3<br>1<br>1<br>2<br>3<br>0<br>0<br>0<br>0<br>0<br>5<br>17<br>13.50<br>3.000 | 1.1<br>8<br>1<br>2<br>2<br>0<br>3<br>0<br>0<br>0<br>0<br>0<br>0<br>5<br>17<br>13.50<br>3.000 | 0.2<br>3<br>0<br>0<br>0<br>0<br>1<br>0<br>0<br>0<br>0<br>0<br>0<br>2<br>6<br>0.00<br>1.500 | 1.0<br>S<br>5<br>1<br>0<br>0<br>1<br>1<br>0<br>0<br>0<br>0<br>0<br>6<br>10<br>0.00<br>2.000 | <b>PITCHER</b>                  |                              |                                 |                              |                                 |                              |                                 |                              |                                  |                              | IP<br>WLS<br>BF<br>H<br>R<br>ER<br>SO<br>BB<br>IBB<br>HBP<br>BLK<br>WP<br>HR<br>S<br>P<br>ERA<br>WHIP |  |                                    |                                  |        |



| Batter  | 1                            | 2                               | 3                            | 4                               | 5                            | 6                               | 7                             | 8                               | 9                            | AB                              | R                            | H                               | RBI                          | BB                               | SO                           | LOB                             | TOP                          |                                 |                                  |                                    |                                   |                |    |     |    |   |   |    |    |    |     |     |     |    |    |   |   |     |      |
|---|------------------------------|---------------------------------|------------------------------|---------------------------------|------------------------------|---------------------------------|-------------------------------|---------------------------------|------------------------------|---------------------------------|------------------------------|---------------------------------|------------------------------|----------------------------------|------------------------------|---------------------------------|------------------------------|---------------------------------|----------------------------------|------------------------------------|-----------------------------------|----------------|----|-----|----|---|---|----|----|----|-----|-----|-----|----|----|---|---|-----|------|
| <b>Bill North, S</b><br>OBP: 0.371, SLG: 0.351 (1, 8)       | 4-0<br>CS<br>BB              |                                 | 0-0<br>6-3                   |                                 | 0-0<br>1B<br>2B              |                                 | 0-0<br>HR                     |                                 | 0-0<br>6-3                   | 4                               | 1                            | 2                               | 6                            | 1                                | 0                            | 0                               |                              |                                 |                                  |                                    |                                   |                |    |     |    |   |   |    |    |    |     |     |     |    |    |   |   |     |      |
| <b>Enos Cabell, R</b><br>OBP: 0.298, SLG: 0.355 (1, 3)      | 0-3<br>K                     |                                 |                              | 0-0<br>5-3<br>1B                | 0-0<br>1B                    |                                 | 0-0<br>F9                     |                                 | 0-0<br>E                     | 5                               | 1                            | 3                               | 0                            | 0                                | 1                            | 1                               |                              |                                 |                                  |                                    |                                   |                |    |     |    |   |   |    |    |    |     |     |     |    |    |   |   |     |      |
| <b>Jack Clark, R</b><br>OBP: 0.299, SLG: 0.350 (1, 9)       | 0-0<br>1B                    |                                 |                              | 0-0<br>5-3                      |                              | 0-0<br>F7                       | 0-0<br>2B                     |                                 | 0-0<br>E6<br>1B              | 5                               | 1                            | 2                               | 0                            | 0                                | 0                            | 1                               |                              |                                 |                                  |                                    |                                   |                |    |     |    |   |   |    |    |    |     |     |     |    |    |   |   |     |      |
| <b>Darrell Evans, L</b><br>OBP: 0.322, SLG: 0.377 (1, 5)    | 0-0<br>4-3                   |                                 |                              | 0-0<br>F7                       |                              | 0-0<br>F8                       | 0-0<br>4-3                    |                                 | 0-0<br>1B                    | 5                               | 0                            | 1                               | 1                            | 0                                | 0                            | 3                               |                              |                                 |                                  |                                    |                                   |                |    |     |    |   |   |    |    |    |     |     |     |    |    |   |   |     |      |
| <b>Jerry Martin, R</b><br>OBP: 0.293, SLG: 0.226 (1, 7)     |                              | 0-0<br>5-3                      |                              | 0-0<br>6-3                      |                              | 0-0<br>5-3                      |                               | 0-0<br>G6-3<br>1B               | 0-0<br>6-3                   | 5                               | 0                            | 1                               | 0                            | 0                                | 0                            | 2                               |                              |                                 |                                  |                                    |                                   |                |    |     |    |   |   |    |    |    |     |     |     |    |    |   |   |     |      |
| <b>Joe Morgan, L</b><br>OBP: 0.302, SLG: 0.305 (1, 4)       | 0-0<br>F7                    |                                 |                              |                                 | 0-0<br>F3                    |                                 | 0-0<br>1B<br>6-3<br>HR        | 0-0<br>G6-3                     |                              | 4                               | 1                            | 1                               | 0                            | 0                                | 0                            | 1                               |                              |                                 |                                  |                                    |                                   |                |    |     |    |   |   |    |    |    |     |     |     |    |    |   |   |     |      |
| <b>Milt May, L</b><br>OBP: 0.368, SLG: 0.360 (1, 2)         | 0-0<br>4-3                   |                                 |                              |                                 | 0-0<br>G3                    |                                 | 0-0<br>6-3                    | 4-0<br>BB                       |                              | 3                               | 0                            | 0                               | 0                            | 1                                | 0                            | 1                               |                              |                                 |                                  |                                    |                                   |                |    |     |    |   |   |    |    |    |     |     |     |    |    |   |   |     |      |
| <b>Johnnie LeMaster, R</b><br>OBP: 0.310, SLG: 0.291 (1, 6) |                              |                                 | 0-0<br>5-3                   |                                 | 0-0<br>2B<br>2B              |                                 | 4-0<br>1B<br>HR<br>BB         | 0-0<br>F7                       |                              | 3                               | 2                            | 1                               | 0                            | 1                                | 0                            | 1                               |                              |                                 |                                  |                                    |                                   |                |    |     |    |   |   |    |    |    |     |     |     |    |    |   |   |     |      |
| <b>Vida Blue, S</b><br>OBP: 0.333, SLG: 0.308 (1, 1)        |                              |                                 | 0-0<br>F9                    |                                 | 4-0<br>2B<br>BB              |                                 | 0-0<br>1-2<br>2-3<br>HR<br>1B |                                 | 0-0<br>F9                    | 3                               | 2                            | 1                               | 0                            | 1                                | 0                            | 0                               |                              |                                 |                                  |                                    |                                   |                |    |     |    |   |   |    |    |    |     |     |     |    |    |   |   |     |      |
| <b>Inning Stats</b>   | R: 0<br>E: 0<br>K: 1<br>S: 5 | H: 1<br>LOB: 1<br>BB: 1<br>P: 9 | R: 0<br>E: 0<br>K: 0<br>S: 3 | H: 0<br>LOB: 0<br>BB: 0<br>P: 3 | R: 0<br>E: 0<br>K: 0<br>S: 3 | H: 0<br>LOB: 0<br>BB: 0<br>P: 3 | R: 0<br>E: 0<br>K: 0<br>S: 4  | H: 1<br>LOB: 1<br>BB: 0<br>P: 4 | R: 2<br>E: 0<br>K: 0<br>S: 5 | H: 3<br>LOB: 2<br>BB: 1<br>P: 9 | R: 0<br>E: 0<br>K: 0<br>S: 3 | H: 0<br>LOB: 0<br>BB: 0<br>P: 3 | R: 4<br>E: 0<br>K: 0<br>S: 7 | H: 4<br>LOB: 1<br>BB: 1<br>P: 11 | R: 0<br>E: 0<br>K: 0<br>S: 3 | H: 1<br>LOB: 1<br>BB: 1<br>P: 7 | R: 2<br>E: 1<br>K: 0<br>S: 6 | H: 2<br>LOB: 1<br>BB: 0<br>P: 6 | 1B: 7<br>2B: 4<br>3B: 0<br>HR: 1 | SF: 0<br>SAC: 0<br>DP: 1<br>HBP: 0 | WP: 0<br>PA: 41<br>SB: 0<br>CS: 1 |                |    |     |    |   |   |    |    |    |     |     |     |    |    |   |   |     |      |
| <b>PITCHER</b>  | IP                           | WLS                             | BF                           | H                               | R                            | ER                              | SO                            | BB                              | IBB                          | HBP                             | BLK                          | WP                              | HR                           | S                                | P                            | ERA                             | WHIP                         |                                 |                                  |                                    |                                   | <b>PITCHER</b> | IP | WLS | BF | H | R | ER | SO | BB | IBB | HBP | BLK | WP | HR | S | P | ERA | WHIP |
| <b>Steve Rogers, R</b><br>ERA: 5.62 (1, 1)                  | 7.0                          | L                               | 31                           | 9                               | 6                            | 6                               | 1                             | 3                               | 0                            | 0                               | 0                            | 0                               | 1                            | 30                               | 42                           | 7.71                            | 1.714                        |                                 |                                  |                                    |                                   |                |    |     |    |   |   |    |    |    |     |     |     |    |    |   |   |     |      |
| <b>Stephen Ratzler, R</b><br>ERA: 7.07 (8, 1)               | 2.0                          |                                 | 10                           | 3                               | 2                            | 0                               | 0                             | 1                               | 0                            | 0                               | 0                            | 0                               | 0                            | 9                                | 13                           | 0.00                            | 2.000                        |                                 |                                  |                                    |                                   |                |    |     |    |   |   |    |    |    |     |     |     |    |    |   |   |     |      |

San Francisco Giants @ Montreal Expos  
Olympic Stadium, Montreal, QB  
Sat May 09 1981, 3:33 AM EDT  
Att: 48,149 - Unknown

AB 37  
R 8  
H 12  
RBI 7  
BB 4  
SO 1  
LOB 10



| Batter  | 1                            | 2                                | 3                            | 4                               | 5                            | 6                               | 7                            | 8                               | 9                            | AB                              | R                            | H                               | RBI                          | BB                              | SO                           | LOB                             | BOTTOM                       |                                 |                                  |                                    |                                   |                |    |     |    |   |   |    |    |    |     |     |     |    |    |   |   |     |      |
|---|------------------------------|----------------------------------|------------------------------|---------------------------------|------------------------------|---------------------------------|------------------------------|---------------------------------|------------------------------|---------------------------------|------------------------------|---------------------------------|------------------------------|---------------------------------|------------------------------|---------------------------------|------------------------------|---------------------------------|----------------------------------|------------------------------------|-----------------------------------|----------------|----|-----|----|---|---|----|----|----|-----|-----|-----|----|----|---|---|-----|------|
| <b>Tim Raines, S</b><br>OBP: 0.474, SLG: 0.505 (1, 7)       | 0-0<br>WP<br>S<br>5-3<br>1B  |                                  | 0-0<br>F9                    |                                 | 4-0<br>S<br>BB               |                                 | 0-0<br>F8                    |                                 |                              | 3                               | 1                            | 1                               | 0                            | 1                               | 0                            | 1                               |                              |                                 |                                  |                                    |                                   |                |    |     |    |   |   |    |    |    |     |     |     |    |    |   |   |     |      |
| <b>Rodney Scott, S</b><br>OBP: 0.338, SLG: 0.169 (1, 4)     | 4-0<br>5-3<br>1-3<br>BB      |                                  | 0-0<br>4-3                   |                                 | 0-0<br>4-3                   |                                 | 0-0<br>1-3                   |                                 |                              | 3                               | 0                            | 0                               | 0                            | 1                               | 0                            | 3                               |                              |                                 |                                  |                                    |                                   |                |    |     |    |   |   |    |    |    |     |     |     |    |    |   |   |     |      |
| <b>Andre Dawson, R</b><br>OBP: 0.369, SLG: 0.539 (1, 8)     | 0-3<br>K                     |                                  | 0-0<br>CS<br>1B              |                                 |                              | 0-0<br>F9                       |                              | 0-0<br>HR                       |                              | 4                               | 1                            | 2                               | 1                            | 0                               | 1                            | 2                               |                              |                                 |                                  |                                    |                                   |                |    |     |    |   |   |    |    |    |     |     |     |    |    |   |   |     |      |
| <b>Gary Carter, R</b><br>OBP: 0.375, SLG: 0.482 (1, 2)      | 0-0<br>5-3                   |                                  | 0-0<br>CS                    | 0-0<br>1-3                      |                              | 1-0<br>BB<br>HBP                |                              | 0-0<br>F9                       |                              | 3                               | 0                            | 0                               | 1                            | 0                               | 0                            | 1                               |                              |                                 |                                  |                                    |                                   |                |    |     |    |   |   |    |    |    |     |     |     |    |    |   |   |     |      |
| <b>Warren Cromartie, L</b><br>OBP: 0.302, SLG: 0.400 (1, 3) | 2-3<br>3-H<br>G3             |                                  | 0-0<br>G3                    |                                 | 0-0<br>5-3                   |                                 | 0-0<br>F8                    |                                 | 0-0<br>6-3                   | 4                               | 0                            | 0                               | 0                            | 0                               | 0                            | 2                               |                              |                                 |                                  |                                    |                                   |                |    |     |    |   |   |    |    |    |     |     |     |    |    |   |   |     |      |
| <b>Tim Lincecum, R</b><br>OBP: 0.333, SLG: 0.500 (1, 5)     |                              | 0-0<br>5-3<br>1B                 |                              | 0-0<br>F8                       |                              | 4-0<br>BB                       |                              | 0-0<br>2-3                      |                              | 3                               | 0                            | 1                               | 0                            | 1                               | 0                            | 0                               |                              |                                 |                                  |                                    |                                   |                |    |     |    |   |   |    |    |    |     |     |     |    |    |   |   |     |      |
| <b>Jerry White, S</b><br>OBP: 0.333, SLG: 0.480 (1, 9)      |                              | 0-0<br>5-3                       |                              |                                 | 0-0<br>4-3<br>2B             |                                 | 0-0<br>F6                    |                                 | 0-0<br>G6-4-3<br>1B          | 4                               | 0                            | 2                               | 0                            | 0                               | 0                            | 3                               |                              |                                 |                                  |                                    |                                   |                |    |     |    |   |   |    |    |    |     |     |     |    |    |   |   |     |      |
| <b>Chris Speier, R</b><br>OBP: 0.302, SLG: 0.310 (1, 6)     |                              | 0-3<br>K                         |                              |                                 | 0-0<br>1-3                   |                                 |                              | 0-0<br>G6-4-3<br>1B             |                              | 4                               | 0                            | 1                               | 0                            | 0                               | 1                            | 3                               |                              |                                 |                                  |                                    |                                   |                |    |     |    |   |   |    |    |    |     |     |     |    |    |   |   |     |      |
| <b>Steve Rogers, R</b><br>OBP: 0.167, SLG: 0.063 (1, 1)     |                              | 0-0<br>F9                        |                              |                                 | 0-0<br>4-3                   |                                 |                              | 0-0<br>3-1                      |                              | 2                               | 0                            | 0                               | 0                            | 0                               | 0                            | 2                               |                              |                                 |                                  |                                    |                                   |                |    |     |    |   |   |    |    |    |     |     |     |    |    |   |   |     |      |
| <b>Larry Parrish, R</b><br>OBP: 0.269, SLG: 0.291 (7, PH)   |                              |                                  |                              |                                 |                              |                                 |                              |                                 |                              | 1                               | 0                            | 0                               | 0                            | 0                               | 1                            | 1                               |                              |                                 |                                  |                                    |                                   |                |    |     |    |   |   |    |    |    |     |     |     |    |    |   |   |     |      |
| <b>Stephen Ratzler, R</b><br>OBP: 0.357, SLG: 0.615 (8, PH) |                              |                                  |                              |                                 |                              |                                 |                              |                                 |                              | 0                               | 0                            | 0                               | 0                            | 0                               | 0                            | 0                               |                              |                                 |                                  |                                    |                                   |                |    |     |    |   |   |    |    |    |     |     |     |    |    |   |   |     |      |
| <b>Inning Stats</b>   | R: 1<br>E: 0<br>K: 1<br>S: 6 | H: 1<br>LOB: 1<br>BB: 1<br>P: 10 | R: 0<br>E: 0<br>K: 1<br>S: 6 | H: 1<br>LOB: 1<br>BB: 0<br>P: 6 | R: 0<br>E: 0<br>K: 0<br>S: 3 | H: 1<br>LOB: 0<br>BB: 0<br>P: 3 | R: 0<br>E: 0<br>K: 0<br>S: 3 | H: 0<br>LOB: 0<br>BB: 0<br>P: 3 | R: 0<br>E: 0<br>K: 0<br>S: 4 | H: 1<br>LOB: 2<br>BB: 1<br>P: 8 | R: 0<br>E: 0<br>K: 0<br>S: 3 | H: 0<br>LOB: 1<br>BB: 1<br>P: 8 | R: 0<br>E: 0<br>K: 1<br>S: 6 | H: 1<br>LOB: 1<br>BB: 0<br>P: 6 | R: 1<br>E: 0<br>K: 0<br>S: 4 | H: 1<br>LOB: 0<br>BB: 0<br>P: 4 | R: 0<br>E: 0<br>K: 0<br>S: 3 | H: 1<br>LOB: 0<br>BB: 0<br>P: 3 | 1B: 5<br>2B: 1<br>3B: 0<br>HR: 1 | SF: 0<br>SAC: 0<br>DP: 1<br>HBP: 1 | WP: 1<br>PA: 37<br>SB: 0<br>CS: 1 |                |    |     |    |   |   |    |    |    |     |     |     |    |    |   |   |     |      |
| <b>PITCHER</b>  | IP                           | WLS                              | BF                           | H                               | R                            | ER                              | SO                           | BB                              | IBB                          | HBP                             | BLK                          | WP                              | HR                           | S                               | P                            | ERA                             | WHIP                         |                                 |                                  |                                    |                                   | <b>PITCHER</b> | IP | WLS | BF | H | R | ER | SO | BB | IBB | HBP | BLK | WP | HR | S | P | ERA | WHIP |
| <b>Vida Blue, L</b><br>ERA: 2.35 (1, 1)                     | 9.0                          | W                                | 36                           | 7                               | 2                            | 2                               | 3                            | 3                               | 0                            | 1                               | 0                            | 1                               | 1                            | 38                              | 51                           | 2.00                            | 1.111                        |                                 |                                  |                                    |                                   |                |    |     |    |   |   |    |    |    |     |     |     |    |    |   |   |     |      |

San Francisco Giants @ Montreal Expos  
Olympic Stadium, Montreal, QB  
Sat May 09 1981, 3:33 AM EDT  
Att: 48,149 - Unknown

AB 32  
R 2  
H 7  
RBI 2  
BB 3  
SO 3  
LOB 18









| Batter   | 1  | 2                               | 3                            | 4                               | 5                            | 6                               | 7                            | 8                               | 9                            | AB                               | R                            | H                               | RBI                              | BB                                 | SO                               | LOB    | TOP  |
|--|--|---------------------------------|------------------------------|---------------------------------|------------------------------|---------------------------------|------------------------------|---------------------------------|------------------------------|----------------------------------|------------------------------|---------------------------------|----------------------------------|------------------------------------|----------------------------------|--------|--|
| Bill North, S<br>OBP: 0.366, SLG: 0.338 (1, 8)       | L5   |                                 |                              | CS<br>BB                        |                              |                                 | K                            |                                 | K                            | 3                                | 0                            | 0                               | 0                                | 1                                  | 2                                | 0      | <b>San Francisco Giants @ Montreal Expos</b><br>Olympic Stadium, Montreal, QB<br>Sun May 10 1981, 3:38 AM EDT<br>Att: 25,343 - Unknown<br><a href="http://livebaseballscorecards.com">livebaseballscorecards.com</a> |
| Enos Cabell, R<br>OBP: 0.285, SLG: 0.361 (1, 3)      | K  |                                 |                              | K                               |                              |                                 | F8                           |                                 | F8                           | 4                                | 0                            | 0                               | 0                                | 0                                  | 2                                | 1      |  |
| Joe Morgan, L<br>OBP: 0.293, SLG: 0.294 (1, 4)       | 4-3  |                                 |                              | 4-3                             |                              |                                 | F8                           |                                 |                              | 3                                | 0                            | 0                               | 0                                | 0                                  | 0                                | 0      |  |
| Darrell Evans, L<br>OBP: 0.328, SLG: 0.402 (1, 5)    |  | K                               |                              |                                 | F8                           |                                 |                              | G4-6-3<br>BB                    |                              | 2                                | 0                            | 0                               | 0                                | 1                                  | 1                                | 0      |  |
| Larry Herndon, R<br>OBP: 0.377, SLG: 0.473 (1, 9)    |  | 4-3                             |                              |                                 | K                            |                                 |                              | G4-6-3<br>BB                    |                              | 2                                | 0                            | 0                               | 0                                | 1                                  | 1                                | 0      |  |
| Milt May, L<br>OBP: 0.357, SLG: 0.348 (1, 2)         |  | G3                              |                              |                                 | F4                           |                                 |                              | G4-6-3                          |                              | 3                                | 0                            | 0                               | 0                                | 0                                  | 0                                | 2      |  |
| Dave Bergman, L<br>OBP: 0.290, SLG: 0.296 (1, 7)     |  |                                 | 4-3                          |                                 | F6                           |                                 |                              | BB                              |                              | 2                                | 0                            | 0                               | 0                                | 1                                  | 0                                | 0      |  |
| Billy Smith, S<br>OBP: 0.179, SLG: 0.240 (1, 6)      |  |                                 | G3                           |                                 | F8                           |                                 |                              | F7                              |                              | 3                                | 0                            | 0                               | 0                                | 0                                  | 0                                | 2      |  |
| Ed Whitson, R<br>OBP: 0.091, SLG: 0.091 (1, 1)       |  |                                 |                              | K                               |                              |                                 |                              |                                 |                              | 2                                | 0                            | 0                               | 0                                | 0                                  | 2                                | 0      |  |
| Gary Lavelle, S<br>OBP: 0.333, SLG: 0.333 (7, 1)     |  |                                 |                              |                                 |                              |                                 |                              |                                 |                              | 0                                | 0                            | 0                               | 0                                | 0                                  | 0                                | 0      |  |
| Jim Wohlford, R<br>OBP: 0.292, SLG: 0.500 (9, PH)    |  |                                 |                              |                                 |                              |                                 |                              |                                 | 5-3                          | 1                                | 0                            | 0                               | 0                                | 0                                  | 0                                | 0      |  |
| <b>Inning Stats</b>                                  | R: 0<br>E: 0<br>K: 1<br>S: 5   | H: 0<br>LOB: 0<br>BB: 0<br>P: 5 | R: 0<br>E: 0<br>K: 1<br>S: 5 | H: 0<br>LOB: 0<br>BB: 0<br>P: 5 | R: 0<br>E: 0<br>K: 1<br>S: 5 | H: 0<br>LOB: 0<br>BB: 1<br>P: 8 | R: 0<br>E: 0<br>K: 1<br>S: 5 | H: 0<br>LOB: 0<br>BB: 0<br>P: 5 | R: 0<br>E: 0<br>K: 1<br>S: 5 | H: 0<br>LOB: 2<br>BB: 3<br>P: 14 | R: 0<br>E: 0<br>K: 1<br>S: 5 | H: 0<br>LOB: 0<br>BB: 0<br>P: 5 | 1B: 0<br>2B: 0<br>3B: 0<br>HR: 0 | SF: 0<br>SAC: 0<br>DP: 1<br>HBP: 0 | WP: 0<br>PB: 0<br>SB: 0<br>CS: 1 | PA: 29 |  |
| <b>PITCHER</b><br>Charlie Lea, R<br>ERA: 4.05 (1, 1) | IP: 9.0<br>WLS: W<br>BF: 29<br>H: 0<br>R: 0<br>ER: 0<br>SO: 8<br>BB: 4<br>IBB: 0<br>HBP: 0<br>BLK: 0<br>WP: 0<br>HR: 0<br>S: 41<br>P: 57<br>ERA: 0.00<br>WHIP: 0.444 |                                 |                              |                                 |                              |                                 |                              |                                 |                              |                                  |                              |                                 |                                  |                                    |                                  |        |  |

| Batter  | 1  | 2                               | 3                            | 4                               | 5                            | 6                               | 7                            | 8                               | 9                            | AB                               | R                            | H                               | RBI                              | BB                                 | SO                               | LOB    | BOTTOM   |
|---|--|---------------------------------|------------------------------|---------------------------------|------------------------------|---------------------------------|------------------------------|---------------------------------|------------------------------|----------------------------------|------------------------------|---------------------------------|----------------------------------|------------------------------------|----------------------------------|--------|--|
| Tim Raines, S<br>OBP: 0.460, SLG: 0.500 (1, 7)        | K  | FC5                             |                              |                                 | G4-6-3                       |                                 | 2B<br>IBB                    |                                 |                              | 3                                | 1                            | 0                               | 0                                | 1                                  | 1                                | 4      | <b>San Francisco Giants @ Montreal Expos</b><br>Olympic Stadium, Montreal, QB<br>Sun May 10 1981, 3:38 AM EDT<br>Att: 25,343 - Unknown<br><a href="http://livebaseballscorecards.com">livebaseballscorecards.com</a> |
| Rodney Scott, S<br>OBP: 0.354, SLG: 0.215 (1, 4)      | FC4<br>1B  |                                 | 4-3                          |                                 |                              | L6                              | 2B                           |                                 |                              | 4                                | 1                            | 2                               | 2                                | 0                                  | 0                                | 0      |  |
| Andre Dawson, R<br>OBP: 0.360, SLG: 0.526 (1, 8)      | FC4<br>1-2   |                                 | 4-3                          |                                 |                              | 6-3                             | 2B                           |                                 |                              | 4                                | 0                            | 1                               | 1                                | 0                                  | 0                                | 1      |  |
| Gary Carter, R<br>OBP: 0.356, SLG: 0.451 (1, 2)       | L6<br>1-2  |                                 | 6-3                          |                                 |                              |                                 | 2B                           |                                 |                              | 4                                | 0                            | 1                               | 0                                | 0                                  | 0                                | 2      |  |
| Warren Cromartie, L<br>OBP: 0.301, SLG: 0.391 (1, 3)  |  | BB<br>HBP<br>1B                 |                              | 4-3                             |                              | F8                              |                              | 4-3                             |                              | 4                                | 0                            | 1                               | 0                                | 0                                  | 0                                | 1      |  |
| Tim Lincecum, R<br>OBP: 0.351, SLG: 0.545 (1, 5)      |  | FC5<br>BB<br>HBP                |                              | K                               |                              |                                 | HR                           |                                 |                              | 2                                | 1                            | 1                               | 1                                | 0                                  | 1                                | 0      |  |
| Rowland Office, L<br>OBP: 0.188, SLG: 0.133 (1, 9)    |  | F6                              |                              | F8                              |                              |                                 | SH3-4<br>2B<br>1B            | K                               |                              | 4                                | 1                            | 1                               | 0                                | 0                                  | 1                                | 3      |  |
| Mike Phillips, L<br>OBP: 0.182, SLG: 0.242 (1, 6)     |  | F7                              |                              |                                 | E3<br>G4-6-3                 |                                 | F5                           | F9                              |                              | 4                                | 0                            | 0                               | 0                                | 0                                  | 0                                | 4      |  |
| Charlie Lea, R<br>(1, 1)                              |  |                                 |                              |                                 | K                            |                                 | SH3-4                        |                                 |                              | 1                                | 0                            | 0                               | 0                                | 1                                  | 1                                | 1      |  |
| <b>Inning Stats</b>                                   | R: 0<br>E: 0<br>K: 1<br>S: 6   | H: 1<br>LOB: 1<br>BB: 0<br>P: 6 | R: 0<br>E: 0<br>K: 0<br>S: 4 | H: 1<br>LOB: 3<br>BB: 1<br>P: 9 | R: 0<br>E: 0<br>K: 0<br>S: 3 | H: 0<br>LOB: 0<br>BB: 0<br>P: 3 | R: 0<br>E: 0<br>K: 1<br>S: 5 | H: 0<br>LOB: 0<br>BB: 0<br>P: 5 | R: 0<br>E: 1<br>K: 1<br>S: 5 | H: 4<br>LOB: 1<br>BB: 1<br>P: 11 | R: 0<br>E: 0<br>K: 1<br>S: 5 | H: 0<br>LOB: 1<br>BB: 0<br>P: 6 | 1B: 4<br>2B: 2<br>3B: 0<br>HR: 1 | SF: 0<br>SAC: 1<br>DP: 1<br>HBP: 2 | WP: 0<br>PB: 0<br>SB: 1<br>CS: 0 | PA: 35 |  |
| <b>PITCHER</b><br>Ed Whitson, R<br>ERA: 3.79 (1, 1)   | IP: 6.2<br>WLS: L<br>BF: 30<br>H: 7<br>R: 4<br>ER: 4<br>SO: 3<br>BB: 1<br>IBB: 1<br>HBP: 1<br>BLK: 0<br>WP: 0<br>HR: 1<br>S: 33<br>P: 42<br>ERA: 5.40<br>WHIP: 1.200 |                                 |                              |                                 |                              |                                 |                              |                                 |                              |                                  |                              |                                 |                                  |                                    |                                  |        |  |
| <b>PITCHER</b><br>Gary Lavelle, L<br>ERA: 2.65 (7, 1) | IP: 1.1<br>WLS: 5<br>BF: 0<br>H: 0<br>R: 0<br>ER: 0<br>SO: 1<br>BB: 0<br>IBB: 0<br>HBP: 1<br>BLK: 0<br>WP: 0<br>HR: 0<br>S: 6<br>P: 7<br>ERA: 0.00<br>WHIP: 0.000    |                                 |                              |                                 |                              |                                 |                              |                                 |                              |                                  |                              |                                 |                                  |                                    |                                  |        |  |



| Batter  | 1   | 2                               | 3                            | 4                               | 5                            | 6                               | 7                            | 8                               | 9                            | AB                              | R                            | H                               | RBI                          | BB                              | SO                                | LOB                                | TOP   |                                  |        |  |  |  |  |  |
|---|---|---------------------------------|------------------------------|---------------------------------|------------------------------|---------------------------------|------------------------------|---------------------------------|------------------------------|---------------------------------|------------------------------|---------------------------------|------------------------------|---------------------------------|-----------------------------------|------------------------------------|---|----------------------------------|--------|--|--|--|--|--|
| Tim Raines, S (1, 7)<br>OBP: 0.461, SLG: 0.495<br>Tom Hutton, L (7, 7)<br>OBP: 0.333, SLG: 0.250  | F9  |                                 | K                            |                                 | BB S<br>1B                   |                                 | BB S<br>1B                   |                                 | FC4-6<br>G6-3                | 3                               | 0                            | 1                               | 0                            | 1                               | 1                                 | 0                                  | <b>Montreal Expos @ Los Angeles Dodgers</b><br>Dodger Stadium, Los Angeles, CA<br>Tue May 12 1981, 7:05 PM PDT<br>Att: 34,367 - Unknown<br><a href="http://livebaseballscores.com">livebaseballscores.com</a> |                                  |        |  |  |  |  |  |
| Rodney Scott, S (1, 4)<br>OBP: 0.388, SLG: 0.232  | G3  |                                 | 1B                           |                                 | BB<br>1-3<br>BB              |                                 | 1-H<br>1B                    |                                 | G6-3                         | 4                               | 0                            | 2                               | 0                            | 1                               | 0                                 | 1                                  |   |                                  |        |  |  |  |  |  |
| Andre Dawson, R (1, 8)<br>OBP: 0.357, SLG: 0.515  | 1B  |                                 | K                            |                                 | F2                           |                                 | F7                           |                                 |                              | 4                               | 0                            | 1                               | 0                            | 0                               | 1                                 | 3                                  |   |                                  |        |  |  |  |  |  |
| Gary Carter, R (1, 2)<br>OBP: 0.343, SLG: 0.432   | P6  |                                 |                              |                                 | F7                           |                                 | F8                           |                                 | F8                           | 4                               | 0                            | 0                               | 0                            | 0                               | 0                                 | 3                                  |   |                                  |        |  |  |  |  |  |
| Warren Cromartie, L (1, 3)<br>OBP: 0.299, SLG: 0.385  |   | F8                              |                              | G3<br>1B<br>1B                  |                              | F7                              |                              | K                               |                              | 4                               | 0                            | 1                               | 0                            | 0                               | 1                                 | 0                                  |   |                                  |        |  |  |  |  |  |
| Tim Lincecum, R (1, 5)<br>OBP: 0.390, SLG: 0.568  |   | F3<br>1B                        |                              | 1-2<br>G3<br>1B                 |                              | F5                              |                              | 1B                              |                              | 4                               | 0                            | 3                               | 0                            | 0                               | 0                                 | 0                                  |   |                                  |        |  |  |  |  |  |
| Jerry White, S (1, 9)<br>OBP: 0.323, SLG: 0.448   | F3  |                                 | G3                           |                                 | 1-2<br>2-3<br>1B             |                                 | 1B                           |                                 | F7                           | 4                               | 0                            | 1                               | 0                            | 0                               | 0                                 | 4                                  |   |                                  |        |  |  |  |  |  |
| Chris Speier, R (1, 6)<br>OBP: 0.311, SLG: 0.304  | 4-3   |                                 |                              |                                 | 4-0<br>FC4-6<br>IBB          |                                 | 1-2<br>1B                    |                                 | F7                           | 3                               | 0                            | 1                               | 0                            | 1                               | 0                                 | 2                                  |   |                                  |        |  |  |  |  |  |
| Ray Burris, R (1, 1)<br>OBP: 0.333, SLG: 0.222<br>Ellis Valentine, R (6, PH)<br>OBP: 0.263, SLG: 0.380<br>Stan Bahnsen, R (6, 1)<br>OBP: 0.333, SLG: 0.333<br>Stephen Ratzler, R (8, 1)<br>Larry Parrish, R (9, PH)<br>OBP: 0.286, SLG: 0.281 |   |                                 | P4                           |                                 | FC4-6                        |                                 | 4-3                          |                                 | FC4-6<br>BB                  | 2                               | 0                            | 0                               | 0                            | 0                               | 0                                 | 3                                  |   |                                  |        |  |  |  |  |  |
| <b>Inning Stats</b>   | R: 0<br>E: 0<br>K: 0<br>S: 4                          | H: 1<br>LOB: 1<br>BB: 0<br>P: 4 | R: 0<br>E: 0<br>K: 0<br>S: 4 | H: 1<br>LOB: 1<br>BB: 0<br>P: 4 | R: 0<br>E: 0<br>K: 2<br>S: 8 | H: 1<br>LOB: 3<br>BB: 1<br>P: 8 | R: 0<br>E: 0<br>K: 0<br>S: 5 | H: 2<br>LOB: 1<br>BB: 1<br>P: 7 | R: 0<br>E: 0<br>K: 0<br>S: 3 | H: 1<br>LOB: 1<br>BB: 1<br>P: 7 | R: 0<br>E: 0<br>K: 1<br>S: 6 | H: 1<br>LOB: 1<br>BB: 1<br>P: 6 | R: 0<br>E: 0<br>K: 0<br>S: 2 | H: 0<br>LOB: 0<br>BB: 1<br>P: 6 | 1B: 10<br>2B: 0<br>3B: 0<br>HR: 0 | SF: 0<br>SAC: 0<br>DP: 1<br>HBP: 0 |   | WP: 0<br>PB: 0<br>SB: 2<br>CS: 0 | PA: 38 |  |  |  |  |  |
| <b>PITCHER</b>  | IP WLS BF H R ER SO BB IBB HBP BLK WP HR S P ERA WHIP |                                 |                              |                                 |                              |                                 |                              |                                 |                              |                                 |                              |                                 |                              |                                 |                                   |                                    |   |                                  |        |  |  |  |  |  |
| Burt Hooton, R (1, 1)<br>ERA: 2.45  | 6.1 W 29  | 9 0 0 2                         | 2 1 0 0                      | 0 0 0 0                         | 0 0 0 0                      | 0 0 2 2                         | 0 0 8 12                     | 0.00 1.737                      |                              |                                 |                              |                                 |                              |                                 |                                   |                                    |   |                                  |        |  |  |  |  |  |
| Bobby Castillo, R (7, 1)<br>ERA: 5.74   | 0.2   | 2 0 0 0                         | 0 0 0 0                      | 0 0 0 0                         | 0 0 2 2                      | 0 0 8 12                        | 0.00 1.000                   |                                 |                              |                                 |                              |                                 |                              |                                 |                                   |                                    |   |                                  |        |  |  |  |  |  |
| Steve Howe, L (8, 1)<br>ERA: 0.59   | 2.0 S 7   | 1 0 0 1                         | 1 0 0 0                      | 0 0 0 0                         | 0 0 8 12                     | 0.00 1.000                      |                              |                                 |                              |                                 |                              |                                 |                              |                                 |                                   |                                    |   |                                  |        |  |  |  |  |  |

| Batter  | 1   | 2                               | 3                            | 4                               | 5                            | 6                               | 7                            | 8                               | 9                            | AB                              | R                            | H                               | RBI                          | BB                               | SO                               | LOB                                | BOTTOM  |                                  |        |  |  |  |
|---|---|---------------------------------|------------------------------|---------------------------------|------------------------------|---------------------------------|------------------------------|---------------------------------|------------------------------|---------------------------------|------------------------------|---------------------------------|------------------------------|----------------------------------|----------------------------------|------------------------------------|---|----------------------------------|--------|--|--|--|
| Davey Lopes, R (1, 4)<br>OBP: 0.262, SLG: 0.211   | 4-3   |                                 | L5                           |                                 | F8                           |                                 |                              |                                 |                              | 4                               | 1                            | 1                               | 0                            | 0                                | 0                                | 1                                  | <b>Montreal Expos @ Los Angeles Dodgers</b><br>Dodger Stadium, Los Angeles, CA<br>Tue May 12 1981, 7:05 PM PDT<br>Att: 34,367 - Unknown<br><a href="http://livebaseballscores.com">livebaseballscores.com</a> |                                  |        |  |  |  |
| Ken Landreaux, L (1, 8)<br>OBP: 0.377, SLG: 0.479   | 3-1   |                                 | G3                           |                                 |                              |                                 | K                            |                                 | F8                           | 4                               | 0                            | 0                               | 0                            | 0                                | 1                                | 1                                  |   |                                  |        |  |  |  |
| Dusty Baker Jr., R (1, 7)<br>OBP: 0.349, SLG: 0.426<br>Rick Monday, L (9, 7)<br>OBP: 0.250, SLG: 0.381  | 6-3   |                                 |                              |                                 | P5                           |                                 | 6-3                          |                                 | BB<br>1B<br>BB               | 3                               | 1                            | 0                               | 0                            | 1                                | 0                                | 0                                  |   |                                  |        |  |  |  |
| Steve Garvey, R (1, 3)<br>OBP: 0.282, SLG: 0.407  |   | E6<br>HR                        |                              | FC5-4<br>1B                     |                              | E6<br>CS                        |                              | F8                              |                              | 4                               | 1                            | 1                               | 0                            | 0                                | 0                                | 2                                  |   |                                  |        |  |  |  |
| Ron Cey, R (1, 5)<br>OBP: 0.373, SLG: 0.481   |   | HR                              |                              | P4                              |                              | CS                              |                              | 1B                              |                              | 4                               | 2                            | 3                               | 4                            | 0                                | 0                                | 1                                  |   |                                  |        |  |  |  |
| Pedro Guerrero, R (1, 9)<br>OBP: 0.347, SLG: 0.506  | F7  |                                 | FC5-4                        |                                 | 1-2                          |                                 | E6<br>FC5<br>1B              |                                 | 1-2<br>2-H<br>1B             | 4                               | 0                            | 1                               | 1                            | 0                                | 0                                | 1                                  |   |                                  |        |  |  |  |
| Mike Scioscia, L (1, 2)<br>OBP: 0.349, SLG: 0.324   | K   |                                 |                              |                                 | F8                           |                                 | 1-2<br>FC5<br>1B             |                                 | P4                           | 4                               | 0                            | 1                               | 0                            | 0                                | 1                                | 2                                  |   |                                  |        |  |  |  |
| Derrel Thomas, S (1, 6)<br>OBP: 0.190, SLG: 0.150   | K   |                                 |                              |                                 | E6<br>SH3-4                  |                                 | FC5<br>G4-6-3                |                                 | 1-2<br>2-3<br>1B             | 3                               | 0                            | 0                               | 0                            | 0                                | 1                                | 2                                  |   |                                  |        |  |  |  |
| Burt Hooton, R (1, 1)<br>OBP: 0.200, SLG: 0.214<br>Bobby Castillo, R (7, 1)<br>OBP: 0.300, SLG: 1.000<br>Jay Johnstone, L (7, PH)<br>OBP: 0.150, SLG: 0.105<br>Steve Howe, L (8, 1) |   |                                 | 1-3                          |                                 | SH3-4                        |                                 | G4-6-3                       |                                 | 1-2                          | 1                               | 0                            | 0                               | 0                            | 0                                | 0                                | 0                                  |   |                                  |        |  |  |  |
| <b>Inning Stats</b>   | R: 0<br>E: 0<br>K: 0<br>S: 3                          | H: 0<br>LOB: 0<br>BB: 0<br>P: 3 | R: 2<br>E: 1<br>K: 2<br>S: 9 | H: 1<br>LOB: 0<br>BB: 0<br>P: 9 | R: 0<br>E: 0<br>K: 0<br>S: 3 | H: 0<br>LOB: 0<br>BB: 0<br>P: 3 | R: 0<br>E: 0<br>K: 0<br>S: 4 | H: 1<br>LOB: 1<br>BB: 0<br>P: 4 | R: 0<br>E: 1<br>K: 1<br>S: 5 | H: 0<br>LOB: 0<br>BB: 0<br>P: 5 | R: 1<br>E: 1<br>K: 0<br>S: 5 | H: 2<br>LOB: 1<br>BB: 0<br>P: 5 | R: 2<br>E: 0<br>K: 0<br>S: 6 | H: 3<br>LOB: 2<br>BB: 1<br>P: 10 | 1B: 4<br>2B: 1<br>3B: 0<br>HR: 2 | SF: 0<br>SAC: 1<br>DP: 1<br>HBP: 0 |   | WP: 0<br>PB: 0<br>SB: 0<br>CS: 1 | PA: 35 |  |  |  |
| <b>PITCHER</b>  | IP WLS BF H R ER SO BB IBB HBP BLK WP HR S P ERA WHIP |                                 |                              |                                 |                              |                                 |                              |                                 |                              |                                 |                              |                                 |                              |                                  |                                  |                                    |   |                                  |        |  |  |  |
| Ray Burris, R (1, 1)<br>ERA: 4.01   | 5.0 L 19  | 2 2 1 2                         | 1 2 3 1                      | 0 0 0 0                         | 0 1 15 19                    | 10.12 2.250                     |                              |                                 |                              |                                 |                              |                                 |                              |                                  |                                  |                                    |   |                                  |        |  |  |  |
| Stan Bahnsen, R (6, 1)<br>ERA: 6.0  | 2.2   | 14 5 3 3                        | 1 1 0 0                      | 0 0 0 0                         | 0 0 1 1                      | 0.00 0.000                      |                              |                                 |                              |                                 |                              |                                 |                              |                                  |                                  |                                    |   |                                  |        |  |  |  |
| Stephen Ratzler, R (8, 1)<br>ERA: 6.46  | 0.1   | 1 0 0 0                         | 0 0 0 0                      | 0 0 0 0                         | 0 0 1 1                      | 0.00 0.000                      |                              |                                 |                              |                                 |                              |                                 |                              |                                  |                                  |                                    |   |                                  |        |  |  |  |



| Batter   | 1                            | 2                               | 3                            | 4                               | 5                            | 6                               | 7                            | 8                               | 9                            | AB                              | R                            | H                               | RBI                          | BB                              | SO                           | LOB                              | TOP                               |                                    |                                  |        |  |
|--|------------------------------|---------------------------------|------------------------------|---------------------------------|------------------------------|---------------------------------|------------------------------|---------------------------------|------------------------------|---------------------------------|------------------------------|---------------------------------|------------------------------|---------------------------------|------------------------------|----------------------------------|-----------------------------------|------------------------------------|----------------------------------|--------|--|
| Jerry White, S<br>OBP: 0.333, SLG: 0.441<br>(1, 7)   | 1-3                          |                                 | 5-3                          |                                 | F5                           |                                 | FC6-4<br>1B                  | FC5-4<br>2B<br>1B               |                              | 5                               | 1                            | 2                               | 0                            | 0                               | 0                            | 1                                |                                   |                                    |                                  |        |  |
| Rodney Scott, S<br>OBP: 0.359, SLG: 0.219<br>(1, 4)  | 4-3                          |                                 | F4                           |                                 | 6-3                          |                                 | FC6-4<br>1-2                 | FC5-4<br>BB                     |                              | 4                               | 0                            | 0                               | 1                            | 1                               | 0                            | 3                                |                                   |                                    |                                  |        |  |
| Andre Dawson, R<br>OBP: 0.358, SLG: 0.538<br>(1, 8)  |                              |                                 | 6-3                          |                                 |                              | 6-3                             |                              | HR                              | FC5-4<br>2B                  | 5                               | 2                            | 2                               | 2                            | 0                               | 0                            | 2                                |                                   |                                    |                                  |        |  |
| Gary Carter, R<br>OBP: 0.345, SLG: 0.440<br>(1, 2)   | F4                           |                                 |                              |                                 | F7                           |                                 | FC4-6<br>1B                  | 6-3                             | FC5-4<br>E<br>2B             | 5                               | 1                            | 2                               | 2                            | 0                               | 0                            | 1                                |                                   |                                    |                                  |        |  |
| Warren Cromartie, L<br>OBP: 0.314, SLG: 0.396<br>(1, 3)  |                              |                                 | F7                           |                                 |                              |                                 | K                            | E                               | E7                           | 5                               | 0                            | 3                               | 1                            | 0                               | 1                            | 1                                |                                   |                                    |                                  |        |  |
| Tim Lincecum, R<br>OBP: 0.370, SLG: 0.512<br>(1, 9)  |                              |                                 | F9                           |                                 | F8                           |                                 | FC4-6<br>1-2                 | E5                              | IBB                          | 4                               | 0                            | 0                               | 0                            | 1                               | 0                            | 3                                |                                   |                                    |                                  |        |  |
| Larry Parrish, R<br>OBP: 0.265, SLG: 0.277<br>(1, 5)   |                              |                                 |                              |                                 | F9                           |                                 |                              | F9                              | G6-4-3<br>F4                 | 5                               | 0                            | 1                               | 0                            | 0                               | 0                            | 5                                |                                   |                                    |                                  |        |  |
| Chris Speier, R<br>OBP: 0.333, SLG: 0.323<br>(1, 6)  |                              |                                 |                              |                                 |                              |                                 | SH2-4<br>1B                  | 1B                              | BB                           | 4                               | 1                            | 3                               | 0                            | 1                               | 0                            | 2                                |                                   |                                    |                                  |        |  |
| Scott Sanderson, R<br>OBP: 0.308, SLG: 0.364<br>Stephen Ratzler, R<br>OBP: 0.400, SLG: 0.643<br>Bobby Ramos, R<br>OBP: 0.400, SLG: 0.643<br>Woodie Fryman, R<br>OBP: 0.400, SLG: 0.643 | F9                           |                                 |                              |                                 | SH2-4                        |                                 |                              | F3                              | BB<br>FC5-4<br>1B            | 2                               | 0                            | 0                               | 0                            | 0                               | 0                            | 3                                |                                   |                                    |                                  |        |  |
| <b>Inning Stats</b>  | R: 0<br>E: 0<br>K: 0<br>S: 4 | H: 1<br>LOB: 1<br>BB: 0<br>P: 4 | R: 0<br>E: 0<br>K: 0<br>S: 5 | H: 2<br>LOB: 2<br>BB: 0<br>P: 5 | R: 0<br>E: 0<br>K: 0<br>S: 3 | H: 0<br>LOB: 0<br>BB: 0<br>P: 3 | R: 0<br>E: 0<br>K: 0<br>S: 4 | H: 1<br>LOB: 1<br>BB: 0<br>P: 4 | R: 0<br>E: 0<br>K: 1<br>S: 6 | H: 1<br>LOB: 2<br>BB: 1<br>P: 6 | R: 0<br>E: 0<br>K: 0<br>S: 4 | H: 1<br>LOB: 2<br>BB: 1<br>P: 8 | R: 1<br>E: 1<br>K: 0<br>S: 5 | H: 2<br>LOB: 3<br>BB: 0<br>P: 5 | R: 5<br>E: 1<br>K: 0<br>S: 8 | H: 5<br>LOB: 2<br>BB: 2<br>P: 16 | 1B: 12<br>2B: 1<br>3B: 0<br>HR: 1 | SF: 0<br>SAC: 1<br>DP: 1<br>HBP: 0 | WP: 0<br>PB: 1<br>SB: 0<br>CS: 0 | PA: 44 |  |
| <b>PITCHER</b>   | IP                           | WLS                             | BF                           | H                               | R                            | ER                              | SO                           | BB                              | IBB                          | HBP                             | BLK                          | WP                              | HR                           | S                               | P                            | ERA                              | WHIP                              |                                    |                                  |        |  |
| Jerry Reuss, L<br>ERA: 1.67<br>(1, 1)  | 8.0                          |                                 | 37                           | 12                              | 4                            | 4                               | 1                            | 1                               | 0                            | 0                               | 0                            | 0                               | 1                            | 38                              | 42                           | 4.50                             | 1.625                             |                                    |                                  |        |  |
| Bobby Castillo, R<br>ERA: 8.75<br>(9, 1)   | 0.1                          |                                 | 3                            | 1                               | 1                            | 1                               | 0                            | 1                               | 0                            | 0                               | 0                            | 0                               | 0                            | 2                               | 6                            | 27.00                            | 6.000                             |                                    |                                  |        |  |
| Steve Howe, L<br>ERA: 0.56<br>(9, 1)   | 0.2                          | W                               | 4                            | 1                               | 1                            | 1                               | 0                            | 0                               | 1                            | 0                               | 0                            | 0                               | 0                            | 3                               | 7                            | 13.50                            | 1.500                             |                                    |                                  |        |  |

Montreal Expos @ Los Angeles Dodgers  
Dodger Stadium, Los Angeles, CA  
Wed May 13 1981, 7:05 PM PDT  
Att: 42,712 - Unknown

AB 40  
R 6  
H 14  
RBI 6  
BB 3  
SO 1  
LOB 21



| Batter  | 1                            | 2                               | 3                            | 4                               | 5                            | 6                               | 7                            | 8                               | 9                            | AB                              | R                            | H                               | RBI                          | BB                              | SO                           | LOB                              | BOTTOM                       |                                 |                                  |                                    |                                  |        |
|---|------------------------------|---------------------------------|------------------------------|---------------------------------|------------------------------|---------------------------------|------------------------------|---------------------------------|------------------------------|---------------------------------|------------------------------|---------------------------------|------------------------------|---------------------------------|------------------------------|----------------------------------|------------------------------|---------------------------------|----------------------------------|------------------------------------|----------------------------------|--------|
| Davey Lopes, R<br>OBP: 0.269, SLG: 0.214<br>(1, 4)  | 4-3<br>PB<br>1B              |                                 | K                            |                                 |                              | 4-3                             |                              | SH<br>WP<br>2B                  | E<br>1B<br>HBP               | 3                               | 3                            | 1                               | 0                            | 0                               | 1                            | 0                                |                              |                                 |                                  |                                    |                                  |        |
| Ken Landreaux, L<br>OBP: 0.370, SLG: 0.475<br>(1, 8)  | F9                           |                                 | F9                           |                                 |                              | F2                              |                              | 1B<br>2B                        | F9                           | 5                               | 1                            | 1                               | 2                            | 0                               | 0                            | 2                                |                              |                                 |                                  |                                    |                                  |        |
| Dusty Baker Jr., R<br>OBP: 0.354, SLG: 0.429<br>Derrel Thomas, S<br>OBP: 0.190, SLG: 0.150<br>Reggie Smith, S<br>OBP: 0.444, SLG: 0.429 | 4-3                          |                                 |                              |                                 | 5-3<br>1B                    | 4-3                             |                              | 4-3<br>1B                       | E6<br>1B                     | 4                               | 0                            | 2                               | 0                            | 0                               | 0                            | 1                                |                              |                                 |                                  |                                    |                                  |        |
| Steve Garvey, R<br>OBP: 0.294, SLG: 0.414<br>(1, 3)   |                              |                                 |                              |                                 | 5-3                          |                                 |                              | 4-3<br>1B                       | HR<br>1B                     | 5                               | 1                            | 3                               | 4                            | 0                               | 0                            | 1                                |                              |                                 |                                  |                                    |                                  |        |
| Ron Cey, R<br>OBP: 0.374, SLG: 0.504<br>(1, 5)  | FC6-4                        |                                 |                              |                                 | K                            |                                 |                              | F8                              | HR                           | 5                               | 1                            | 2                               | 2                            | 0                               | 1                            | 4                                |                              |                                 |                                  |                                    |                                  |        |
| Pedro Guerrero, R<br>OBP: 0.333, SLG: 0.484<br>(1, 9)   |                              |                                 | 6-3                          |                                 | F4                           |                                 |                              | 4-3                             |                              | 4                               | 0                            | 0                               | 0                            | 0                               | 0                            | 4                                |                              |                                 |                                  |                                    |                                  |        |
| Mike Scioscia, L<br>OBP: 0.356, SLG: 0.325<br>(1, 2)  |                              |                                 | F9                           |                                 |                              | F3                              |                              | FC6-4<br>1B                     | IBB                          | 3                               | 0                            | 1                               | 0                            | 1                               | 0                            | 0                                |                              |                                 |                                  |                                    |                                  |        |
| Bill Russell, R<br>OBP: 0.218, SLG: 0.212<br>(1, 6)   |                              |                                 | 6-3                          |                                 |                              | F4                              |                              | 6-3                             |                              | 4                               | 0                            | 0                               | 0                            | 0                               | 0                            | 5                                |                              |                                 |                                  |                                    |                                  |        |
| Jerry Reuss, L<br>OBP: 0.267, SLG: 0.267<br>Bobby Castillo, R<br>OBP: 0.300, SLG: 1.000<br>Steve Howe, L<br>OBP: 0.310, SLG: 0.385      |                              |                                 |                              |                                 | K                            |                                 |                              | WP<br>SH<br>2B<br>1B            | F8                           | 3                               | 1                            | 1                               | 0                            | 0                               | 2                            | 0                                |                              |                                 |                                  |                                    |                                  |        |
| <b>Inning Stats</b>   | R: 1<br>E: 0<br>K: 0<br>S: 5 | H: 2<br>LOB: 1<br>BB: 0<br>P: 5 | R: 0<br>E: 0<br>K: 0<br>S: 3 | H: 0<br>LOB: 0<br>BB: 0<br>P: 3 | R: 0<br>E: 0<br>K: 2<br>S: 7 | H: 0<br>LOB: 0<br>BB: 0<br>P: 7 | R: 0<br>E: 0<br>K: 1<br>S: 6 | H: 1<br>LOB: 1<br>BB: 0<br>P: 6 | R: 0<br>E: 0<br>K: 1<br>S: 5 | H: 0<br>LOB: 0<br>BB: 0<br>P: 5 | R: 0<br>E: 0<br>K: 0<br>S: 3 | H: 0<br>LOB: 0<br>BB: 0<br>P: 3 | R: 0<br>E: 0<br>K: 0<br>S: 5 | H: 2<br>LOB: 2<br>BB: 0<br>P: 5 | R: 3<br>E: 1<br>K: 0<br>S: 8 | H: 4<br>LOB: 3<br>BB: 1<br>P: 12 | R: 4<br>E: 1<br>K: 0<br>S: 5 | H: 2<br>LOB: 0<br>BB: 0<br>P: 6 | 1B: 9<br>2B: 1<br>3B: 0<br>HR: 1 | SF: 0<br>SAC: 1<br>DP: 0<br>HBP: 1 | WP: 1<br>PB: 1<br>SB: 0<br>CS: 0 | PA: 41 |
| <b>PITCHER</b>  | IP                           | WLS                             | BF                           | H                               | R                            | ER                              | SO                           | BB                              | IBB                          | HBP                             | BLK                          | WP                              | HR                           | S                               | P                            | ERA                              | WHIP                         |                                 |                                  |                                    |                                  |        |
| Scott Sanderson, R<br>ERA: 2.13<br>(1, 1)   | 7.0                          |                                 | 31                           | 9                               | 4                            | 2                               | 4                            | 0                               | 0                            | 0                               | 0                            | 0                               | 0                            | 39                              | 39                           | 2.57                             | 1.286                        |                                 |                                  |                                    |                                  |        |
| Stephen Ratzler, R<br>ERA: 6.00<br>(8, 1)   | 1.0                          |                                 | 4                            | 0                               | 0                            | 0                               | 0                            | 0                               | 1                            | 0                               | 0                            | 0                               | 0                            | 3                               | 7                            | 0.00                             | 0.000                        |                                 |                                  |                                    |                                  |        |
| Woodie Fryman, L<br>ERA: 0.93<br>(9, 1)   | 0.2                          | L                               | 6                            | 2                               | 4                            | 0                               | 0                            | 0                               | 0                            | 1                               | 0                            | 0                               | 1                            | 5                               | 6                            | 0.00                             | 3.000                        |                                 |                                  |                                    |                                  |        |

Montreal Expos @ Los Angeles Dodgers  
Dodger Stadium, Los Angeles, CA  
Wed May 13 1981, 7:05 PM PDT  
Att: 42,712 - Unknown

AB 38  
R 8  
H 11  
RBI 8  
BB 1  
SO 4  
LOB 18





| Batter  | 1  | 2                               | 3                            | 4                               | 5                             | 6                                | 7                            | 8                               | 9                            | AB                              | R                            | H                               | RBI                          | BB                               | SO                           | LOB                             | TOP                              |                                    |  |
|---|--|---------------------------------|------------------------------|---------------------------------|-------------------------------|----------------------------------|------------------------------|---------------------------------|------------------------------|---------------------------------|------------------------------|---------------------------------|------------------------------|----------------------------------|------------------------------|---------------------------------|----------------------------------|------------------------------------|--|
| Jerry White, S (1, 7)<br>OBP: 0.300, SLG: 0.395             | F7   |                                 | K                            |                                 |                               | F3                               |                              |                                 | 4-3                          | 4                               | 0                            | 0                               | 0                            | 0                                | 1                            | 0                               |                                  |                                    |  |
| Rodney Scott, S (1, 4)<br>OBP: 0.354, SLG: 0.221            | F3   |                                 |                              | K                               |                               |                                  |                              |                                 | F8                           | 4                               | 0                            | 1                               | 0                            | 0                                | 1                            | 0                               |                                  |                                    |  |
| Andre Dawson, R (1, 8)<br>OBP: 0.355, SLG: 0.555            | 5-3  |                                 |                              | F4                              |                               |                                  |                              |                                 | F4                           | 4                               | 1                            | 1                               | 1                            | 0                                | 0                            | 1                               |                                  |                                    |  |
| Gary Carter, R (1, 2)<br>OBP: 0.333, SLG: 0.423             |  | F8                              |                              | F8                              |                               |                                  |                              |                                 | L7                           | 4                               | 0                            | 0                               | 0                            | 0                                | 0                            | 1                               |                                  |                                    |  |
| Warren Cromartie, L (1, 3)<br>OBP: 0.305, SLG: 0.384        |  | F9                              |                              |                                 | 6-3                           |                                  |                              |                                 | L6                           | 3                               | 0                            | 0                               | 0                            | 0                                | 0                            | 1                               |                                  |                                    |  |
| Tim Lincecum, R (1, 9)<br>OBP: 0.347, SLG: 0.477            |  | F4                              |                              |                                 |                               | F8                               |                              |                                 | K                            | 3                               | 0                            | 0                               | 0                            | 0                                | 1                            | 0                               |                                  |                                    |  |
| Larry Parrish, R (1, 5)<br>OBP: 0.257, SLG: 0.268           |  |                                 | K                            |                                 |                               | K                                |                              |                                 | 5-3                          | 3                               | 0                            | 0                               | 0                            | 0                                | 2                            | 0                               |                                  |                                    |  |
| Chris Speier, R (1, 6)<br>OBP: 0.342, SLG: 0.357 (8, PR)    |  |                                 |                              |                                 |                               | F9                               |                              |                                 |                              | 2                               | 1                            | 1                               | 1                            | 1                                | 0                            | 0                               |                                  |                                    |  |
| Tim Raines, S (8, PR)<br>OBP: 0.461, SLG: 0.495             |  |                                 |                              |                                 |                               |                                  |                              |                                 |                              | 0                               | 0                            | 0                               | 0                            | 0                                | 0                            | 0                               |                                  |                                    |  |
| Mike Phillips, L (8, 6)<br>OBP: 0.182, SLG: 0.242           |  |                                 | HR                           |                                 |                               |                                  |                              |                                 | S                            | 0                               | 0                            | 0                               | 0                            | 0                                | 0                            | 0                               |                                  |                                    |  |
| Bill Gullickson, R (1, 1)<br>OBP: 0.200, SLG: 0.267         |  |                                 |                              |                                 |                               |                                  |                              |                                 |                              | 2                               | 0                            | 0                               | 0                            | 0                                | 1                            | 0                               |                                  |                                    |  |
| Chris Smith, S (8, PH)                                      |  |                                 | K                            |                                 |                               |                                  |                              |                                 | K                            | 1                               | 0                            | 0                               | 0                            | 0                                | 1                            | 1                               |                                  |                                    |  |
| Stephen Rattner, R (8, 1)                                   |  |                                 |                              |                                 |                               |                                  |                              |                                 | 1-2                          | 0                               | 0                            | 0                               | 0                            | 0                                | 0                            | 0                               |                                  |                                    |  |
| <b>Inning Stats</b>   | R: 0<br>E: 0<br>K: 0<br>S: 3   | H: 0<br>LOB: 0<br>BB: 0<br>P: 3 | R: 0<br>E: 0<br>K: 0<br>S: 3 | H: 0<br>LOB: 0<br>BB: 0<br>P: 3 | R: 1<br>E: 0<br>K: 3<br>S: 10 | H: 1<br>LOB: 0<br>BB: 0<br>P: 10 | R: 0<br>E: 0<br>K: 1<br>S: 5 | H: 0<br>LOB: 0<br>BB: 0<br>P: 5 | R: 0<br>E: 0<br>K: 1<br>S: 5 | H: 0<br>LOB: 0<br>BB: 0<br>P: 5 | R: 0<br>E: 0<br>K: 0<br>S: 4 | H: 1<br>LOB: 1<br>BB: 0<br>P: 4 | R: 0<br>E: 0<br>K: 2<br>S: 7 | H: 0<br>LOB: 2<br>BB: 1<br>P: 11 | R: 1<br>E: 0<br>K: 0<br>S: 4 | H: 1<br>LOB: 0<br>BB: 0<br>P: 4 | 1B: 1<br>2B: 0<br>3B: 0<br>HR: 2 | SF: 0<br>SAC: 0<br>DP: 0<br>HBP: 0 | WP: 0<br>PA: 31<br>PB: 0<br>SB: 1<br>CS: 0 |
| <b>PITCHER</b><br>Fernando Valenzuela, L (1, 1)<br>ERA: 0.5 | IP: 9.0<br>WLS: W<br>BF: 31<br>H: 3<br>R: 2<br>ER: 2<br>SO: 7<br>BB: 1<br>IBB: 0<br>HBP: 0<br>BLK: 0<br>WP: 0<br>HR: 2<br>S: 44<br>P: 48<br>ERA: 2.00<br>WHIP: 0.444 |                                 |                              |                                 |                               |                                  |                              |                                 |                              |                                 |                              |                                 |                              |                                  |                              |                                 |                                  |                                    |  |

Montreal Expos @ Los Angeles Dodgers  
Dodger Stadium, Los Angeles, CA  
Thu May 14 1981, 7:05 PM PDT  
Att: 53,906 - Unknown

|     |    |
|-----|----|
| AB  | 30 |
| R   | 2  |
| H   | 3  |
| RBI | 2  |
| BB  | 1  |
| SO  | 7  |
| LOB | 4  |



| Batter   | 1  | 2                               | 3                            | 4                               | 5                            | 6                               | 7                            | 8                               | 9                            | AB                              | R                            | H                               | RBI                          | BB                              | SO                           | LOB                             | BOTTOM                       |                                 |                                  |                                    |  |
|--|--|---------------------------------|------------------------------|---------------------------------|------------------------------|---------------------------------|------------------------------|---------------------------------|------------------------------|---------------------------------|------------------------------|---------------------------------|------------------------------|---------------------------------|------------------------------|---------------------------------|------------------------------|---------------------------------|----------------------------------|------------------------------------|--|
| Davey Lopes, R (1, 4)<br>OBP: 0.269, SLG: 0.216          | K  |                                 | K                            |                                 |                              | WP                              | 1B                           |                                 | FC5-4                        | 4                               | 1                            | 1                               | 0                            | 0                               | 2                            | 3                               |                              |                                 |                                  |                                    |  |
| Ken Landreaux, L (1, 8)<br>OBP: 0.380, SLG: 0.460        | G3   |                                 | L6                           |                                 |                              | F4                              |                              |                                 | F8                           | 4                               | 0                            | 0                               | 0                            | 0                               | 0                            | 4                               |                              |                                 |                                  |                                    |  |
| Dusty Baker Jr., R (1, 7)<br>OBP: 0.351, SLG: 0.423      | F6   |                                 |                              |                                 | F7                           |                                 |                              |                                 | 5-3                          | 4                               | 1                            | 1                               | 0                            | 0                               | 0                            | 0                               |                              |                                 |                                  |                                    |  |
| Steve Garvey, R (1, 3)<br>OBP: 0.293, SLG: 0.409         |  | 4-3                             |                              |                                 | K                            |                                 |                              |                                 | 6-3                          | 4                               | 0                            | 1                               | 2                            | 0                               | 1                            | 0                               |                              |                                 |                                  |                                    |  |
| Ron Cey, R (1, 5)<br>OBP: 0.363, SLG: 0.487              |  | 5-3                             |                              |                                 | F9                           |                                 |                              |                                 | K                            | 4                               | 0                            | 0                               | 0                            | 0                               | 2                            | 1                               |                              |                                 |                                  |                                    |  |
| Pedro Guerrero, R (1, 9)<br>OBP: 0.330, SLG: 0.505       |  | 6-3                             |                              |                                 | K                            |                                 |                              |                                 | E5                           | 4                               | 1                            | 1                               | 1                            | 0                               | 1                            | 1                               |                              |                                 |                                  |                                    |  |
| Mike Scioscia, L (1, 2)<br>OBP: 0.355, SLG: 0.338        |  |                                 | 1B                           |                                 |                              | F8                              |                              |                                 | F5                           | 3                               | 0                            | 1                               | 0                            | 0                               | 0                            | 2                               |                              |                                 |                                  |                                    |  |
| Bill Russell, R (1, 6)<br>OBP: 0.221, SLG: 0.225         |  |                                 |                              |                                 |                              |                                 |                              |                                 |                              | 3                               | 0                            | 1                               | 0                            | 0                               | 1                            | 1                               |                              |                                 |                                  |                                    |  |
| Derrel Thomas, S (8, 6)<br>OBP: 0.190, SLG: 0.150        |  |                                 | F9                           |                                 |                              |                                 |                              |                                 | K                            | 0                               | 0                            | 0                               | 0                            | 0                               | 0                            | 0                               |                              |                                 |                                  |                                    |  |
| Fernando Valenzuela, L (1, 1)<br>OBP: 0.360, SLG: 0.360  |  |                                 |                              |                                 |                              |                                 |                              |                                 | 4-3                          | 3                               | 0                            | 2                               | 0                            | 0                               | 0                            | 1                               |                              |                                 |                                  |                                    |  |
| <b>Inning Stats</b>                                      | R: 0<br>E: 0<br>K: 1<br>S: 5   | H: 0<br>LOB: 0<br>BB: 0<br>P: 5 | R: 0<br>E: 0<br>K: 0<br>S: 3 | H: 0<br>LOB: 0<br>BB: 0<br>P: 3 | R: 0<br>E: 0<br>K: 1<br>S: 7 | H: 2<br>LOB: 2<br>BB: 0<br>P: 7 | R: 0<br>E: 0<br>K: 1<br>S: 5 | H: 0<br>LOB: 0<br>BB: 0<br>P: 5 | R: 0<br>E: 0<br>K: 1<br>S: 6 | H: 1<br>LOB: 1<br>BB: 0<br>P: 6 | R: 2<br>E: 1<br>K: 1<br>S: 9 | H: 3<br>LOB: 2<br>BB: 0<br>P: 9 | R: 0<br>E: 0<br>K: 1<br>S: 6 | H: 1<br>LOB: 1<br>BB: 0<br>P: 6 | R: 0<br>E: 0<br>K: 1<br>S: 5 | H: 0<br>LOB: 0<br>BB: 0<br>P: 5 | R: 1<br>E: 0<br>K: 0<br>S: 1 | H: 1<br>LOB: 0<br>BB: 0<br>P: 1 | 1B: 5<br>2B: 2<br>3B: 0<br>HR: 1 | SF: 0<br>SAC: 0<br>DP: 0<br>HBP: 0 | WP: 1<br>PA: 33<br>PB: 0<br>SB: 0<br>CS: 0 |
| <b>PITCHER</b><br>Bill Gullickson, R (1, 1)<br>ERA: 3.55 | IP: 7.0<br>WLS: L<br>BF: 29<br>H: 7<br>R: 2<br>ER: 2<br>SO: 6<br>BB: 0<br>IBB: 0<br>HBP: 0<br>BLK: 0<br>WP: 0<br>HR: 0<br>S: 41<br>P: 41<br>ERA: 2.57<br>WHIP: 1.000 |                                 |                              |                                 |                              |                                 |                              |                                 |                              |                                 |                              |                                 |                              |                                 |                              |                                 |                              |                                 |                                  |                                    |  |
| Stephen Rattner, R (8, 1)<br>ERA: 6.23                   | IP: 1.0<br>WLS: L<br>BF: 4<br>H: 1<br>R: 1<br>ER: 1<br>SO: 1<br>BB: 0<br>IBB: 0<br>HBP: 0<br>BLK: 0<br>WP: 0<br>HR: 1<br>S: 6<br>P: 6<br>ERA: 9.00<br>WHIP: 1.000    |                                 |                              |                                 |                              |                                 |                              |                                 |                              |                                 |                              |                                 |                              |                                 |                              |                                 |                              |                                 |                                  |                                    |  |

Montreal Expos @ Los Angeles Dodgers  
Dodger Stadium, Los Angeles, CA  
Thu May 14 1981, 7:05 PM PDT  
Att: 53,906 - Unknown

|     |    |
|-----|----|
| AB  | 33 |
| R   | 3  |
| H   | 8  |
| RBI | 3  |
| BB  | 0  |
| SO  | 7  |
| LOB | 13 |





| Batter  | 1   | 2                               | 3                            | 4                               | 5                            | 6                               | 7                            | 8                               | 9                            | AB                              | R                            | H                               | RBI                          | BB                              | SO                           | LOB                             | TOP   |                                    |                                  |        |  |
|---|---|---------------------------------|------------------------------|---------------------------------|------------------------------|---------------------------------|------------------------------|---------------------------------|------------------------------|---------------------------------|------------------------------|---------------------------------|------------------------------|---------------------------------|------------------------------|---------------------------------|---|------------------------------------|----------------------------------|--------|--|
| Tim Raines, S<br>OBP: 0.470, SLG: 0.500 (1, 7)  | F7  |                                 | SH1-3<br>BB                  |                                 | FC4-6<br>1B                  |                                 | CS<br>1B                     |                                 |                              | 3                               | 0                            | 2                               | 0                            | 1                               | 0                            | 0                               | <b>Montreal Expos @ San Francisco Giants</b><br>Candlestick Park, San Francisco, CA<br>Fri May 15 1981, 10:05 PM EDT<br>Att: 19,763 - Unknown<br><a href="http://livebaseballscorecards.com">livebaseballscorecards.com</a> |                                    |                                  |        |  |
| Rodney Scott, S<br>OBP: 0.343, SLG: 0.213 (1, 4)  | E1  |                                 | SH1-3                        |                                 | FC4-6                        |                                 | F7                           |                                 |                              | 3                               | 0                            | 0                               | 0                            | 0                               | 0                            | 2                               |   |                                    |                                  |        |  |
| Andre Dawson, R<br>OBP: 0.352, SLG: 0.544 (1, 8)  | BLK<br>1B   |                                 | F4                           |                                 | F5                           |                                 |                              | K                               |                              | 4                               | 1                            | 1                               | 0                            | 0                               | 1                            | 2                               |   |                                    |                                  |        |  |
| Gary Carter, R<br>OBP: 0.339, SLG: 0.426 (1, 2)   | 1H<br>1B  |                                 |                              | 3-1<br>1B                       |                              | 5-3                             |                              | 4-3                             |                              | 4                               | 0                            | 2                               | 1                            | 0                               | 0                            | 0                               |   |                                    |                                  |        |  |
| Warren Cromartie, L<br>OBP: 0.303, SLG: 0.379 (1, 3)  | 1-3   |                                 |                              | 3-1<br>1B                       |                              | G3                              |                              | K                               |                              | 4                               | 0                            | 1                               | 0                            | 0                               | 1                            | 1                               |   |                                    |                                  |        |  |
| Tim Lincecum, R<br>OBP: 0.340, SLG: 0.447 (1, 5)  |   | F8                              |                              | K                               |                              | BB                              |                              |                                 | F9                           | 3                               | 0                            | 0                               | 0                            | 1                               | 1                            | 2                               |   |                                    |                                  |        |  |
| Jerry White, S<br>OBP: 0.273, SLG: 0.357 (1, 9)   |   | 6-3                             |                              | 3-1                             |                              | F8                              |                              |                                 | K                            | 4                               | 0                            | 0                               | 0                            | 0                               | 1                            | 3                               |   |                                    |                                  |        |  |
| Mike Phillips, L<br>OBP: 0.194, SLG: 0.250 (1, 6)<br>Chris Smith, S (9, PH)   |   | K                               |                              | 4-3                             |                              |                                 | 1B<br>CS<br>1B               |                                 | 6-3                          | 3                               | 1                            | 1                               | 0                            | 0                               | 1                            | 2                               |   |                                    |                                  |        |  |
| Steve Rogers, R<br>OBP: 0.150, SLG: 0.056 (1, 1)<br>Tom Hutton, L<br>OBP: 0.300, SLG: 0.222 (7, PH)<br>Bill Lee, L<br>OBP: 0.500, SLG: 0.500 (7, 1) |   |                                 | K                            |                                 | K                            |                                 | F8                           |                                 |                              | 2                               | 0                            | 0                               | 0                            | 0                               | 2                            | 0                               |   |                                    |                                  |        |  |
|   |   |                                 |                              |                                 |                              |                                 |                              |                                 |                              | 1                               | 0                            | 0                               | 0                            | 0                               | 0                            | 1                               |   |                                    |                                  |        |  |
|   |   |                                 |                              |                                 |                              |                                 |                              |                                 |                              | 0                               | 0                            | 0                               | 0                            | 0                               | 0                            | 0                               |   |                                    |                                  |        |  |
| <b>Inning Stats</b>   | R: 1<br>E: 1<br>K: 0<br>S: 5                          | H: 2<br>LOB: 1<br>BB: 0<br>P: 5 | R: 0<br>E: 0<br>K: 1<br>S: 5 | H: 0<br>LOB: 0<br>BB: 0<br>P: 5 | R: 0<br>E: 0<br>K: 1<br>S: 5 | H: 0<br>LOB: 1<br>BB: 1<br>P: 9 | R: 0<br>E: 0<br>K: 1<br>S: 7 | H: 2<br>LOB: 2<br>BB: 0<br>P: 7 | R: 0<br>E: 0<br>K: 0<br>S: 3 | H: 0<br>LOB: 1<br>BB: 1<br>P: 7 | R: 1<br>E: 0<br>K: 0<br>S: 4 | H: 2<br>LOB: 0<br>BB: 0<br>P: 4 | R: 0<br>E: 0<br>K: 2<br>S: 7 | H: 0<br>LOB: 0<br>BB: 0<br>P: 7 | R: 0<br>E: 0<br>K: 1<br>S: 5 | H: 0<br>LOB: 0<br>BB: 0<br>P: 5 | 1B: 7<br>2B: 0<br>3B: 0<br>HR: 0  | SF: 0<br>SAC: 1<br>DP: 0<br>HBP: 0 | WP: 0<br>PB: 0<br>SB: 1<br>CS: 2 | PA: 35 |  |
| <b>PITCHER</b>  | IP WLS BF H R ER SO BB IBB HBP BLK WP HR S P ERA WHIP |                                 |                              |                                 |                              |                                 |                              |                                 |                              |                                 |                              |                                 |                              |                                 |                              |                                 |   |                                    |                                  |        |  |
| Ed Whitson, R<br>ERA: 3.66 (1, 1)   | 6.1 W 28  | H 7 R 2 ER 2 SO 4               | BB 2 IBB 0 HBP 0 BLK 1       | WP 0 HR 0 S 34 P 42             | ERA 2.84 WHIP 1.421          |                                 |                              |                                 |                              |                                 |                              |                                 |                              |                                 |                              |                                 |   |                                    |                                  |        |  |
| Gary Lavelle, L<br>ERA: 2.29 (7, 1)   | 2.2 S 7   | H 0 R 0 ER 0 SO 3               | BB 0 IBB 0 HBP 0 BLK 0       | WP 0 HR 0 S 13 P 13             | ERA 0.00 WHIP 0.000          |                                 |                              |                                 |                              |                                 |                              |                                 |                              |                                 |                              |                                 |   |                                    |                                  |        |  |

| Batter   | 1   | 2                               | 3                            | 4                               | 5                            | 6                                | 7                            | 8                               | 9                            | AB                              | R                            | H                               | RBI                          | BB                              | SO                           | LOB                             | BOTTOM  |                                    |                                  |        |  |
|--|---|---------------------------------|------------------------------|---------------------------------|------------------------------|----------------------------------|------------------------------|---------------------------------|------------------------------|---------------------------------|------------------------------|---------------------------------|------------------------------|---------------------------------|------------------------------|---------------------------------|---|------------------------------------|----------------------------------|--------|--|
| Bill North, S<br>OBP: 0.358, SLG: 0.337 (1, 8)   | F8  |                                 | 4-3<br>3B<br>BB              |                                 | K                            |                                  | K                            |                                 |                              | 3                               | 1                            | 0                               | 0                            | 1                               | 2                            | 1                               | <b>Montreal Expos @ San Francisco Giants</b><br>Candlestick Park, San Francisco, CA<br>Fri May 15 1981, 10:05 PM EDT<br>Att: 19,763 - Unknown<br><a href="http://livebaseballscorecards.com">livebaseballscorecards.com</a> |                                    |                                  |        |  |
| Joe Morgan, L<br>OBP: 0.310, SLG: 0.305 (1, 4)<br>Jim Wohlford, R<br>OBP: 0.280, SLG: 0.480 (7, PH)<br>Joe Pettini, R (8, 4) | 4-0<br>BB   |                                 | 4-3                          |                                 |                              |                                  | F7                           |                                 |                              | 2                               | 0                            | 1                               | 0                            | 1                               | 0                            | 1                               |   |                                    |                                  |        |  |
| Jack Clark, R<br>OBP: 0.299, SLG: 0.352 (1, 9)   | F8  |                                 | 1-3<br>BB                    |                                 | 1B                           |                                  |                              |                                 |                              | 1                               | 0                            | 0                               | 0                            | 0                               | 0                            | 0                               |   |                                    |                                  |        |  |
| Jack Clark, R<br>OBP: 0.299, SLG: 0.352 (1, 9)   | F8  |                                 | SF9<br>3B                    |                                 | F8                           |                                  |                              |                                 | 4-3                          | 4                               | 1                            | 1                               | 1                            | 0                               | 0                            | 2                               |   |                                    |                                  |        |  |
| Darrell Evans, L<br>OBP: 0.308, SLG: 0.397 (1, 5)  | 4-3   |                                 | SF9                          |                                 | F8                           |                                  |                              |                                 | 3-1                          | 3                               | 0                            | 0                               | 1                            | 0                               | 0                            | 2                               |   |                                    |                                  |        |  |
| Jerry Martin, R<br>OBP: 0.306, SLG: 0.333 (1, 7)   |   | 1B<br>3B                        | HR                           |                                 |                              |                                  | 1-3                          |                                 | 6-3                          | 4                               | 2                            | 2                               | 1                            | 0                               | 0                            | 0                               |   |                                    |                                  |        |  |
| Milt May, L<br>OBP: 0.351, SLG: 0.347 (1, 2)   |   |                                 | K                            |                                 | K                            |                                  |                              |                                 |                              | 3                               | 0                            | 1                               | 1                            | 0                               | 2                            | 0                               |   |                                    |                                  |        |  |
| Dave Bergman, L<br>OBP: 0.257, SLG: 0.258 (1, 3)   | F7  |                                 | FC6-4<br>1B                  |                                 | F6                           |                                  | K                            |                                 |                              | 3                               | 0                            | 0                               | 0                            | 0                               | 1                            | 1                               |   |                                    |                                  |        |  |
| Johnnie LeMaster, R<br>OBP: 0.301, SLG: 0.277 (1, 6)   | F4  |                                 |                              |                                 | 5-3                          |                                  |                              |                                 | SH1-4<br>1B                  | 3                               | 0                            | 1                               | 0                            | 0                               | 0                            | 1                               |   |                                    |                                  |        |  |
| Ed Whitson, R<br>OBP: 0.077, SLG: 0.077 (1, 1)<br>Gary Lavelle, S<br>OBP: 0.333, SLG: 0.333 (7, 1)                           | FC6-4   |                                 |                              |                                 | K                            |                                  | SH1-4<br>1B                  |                                 |                              | 2                               | 0                            | 0                               | 0                            | 0                               | 1                            | 1                               |   |                                    |                                  |        |  |
|  |   |                                 |                              |                                 |                              |                                  |                              |                                 |                              | 0                               | 0                            | 0                               | 0                            | 0                               | 0                            | 0                               |   |                                    |                                  |        |  |
| <b>Inning Stats</b>  | R: 0<br>E: 0<br>K: 0<br>S: 3                          | H: 0<br>LOB: 1<br>BB: 1<br>P: 7 | R: 1<br>E: 0<br>K: 0<br>S: 5 | H: 2<br>LOB: 0<br>BB: 0<br>P: 5 | R: 3<br>E: 0<br>K: 1<br>S: 7 | H: 2<br>LOB: 0<br>BB: 1<br>P: 11 | R: 0<br>E: 0<br>K: 1<br>S: 5 | H: 0<br>LOB: 0<br>BB: 0<br>P: 5 | R: 0<br>E: 0<br>K: 2<br>S: 7 | H: 0<br>LOB: 0<br>BB: 0<br>P: 7 | R: 0<br>E: 0<br>K: 1<br>S: 6 | H: 1<br>LOB: 1<br>BB: 0<br>P: 6 | R: 0<br>E: 0<br>K: 0<br>S: 3 | H: 0<br>LOB: 0<br>BB: 0<br>P: 3 | R: 0<br>E: 0<br>K: 0<br>S: 3 | H: 0<br>LOB: 0<br>BB: 0<br>P: 3 | 1B: 3<br>2B: 0<br>3B: 2<br>HR: 1  | SF: 1<br>SAC: 1<br>DP: 0<br>HBP: 0 | WP: 0<br>PB: 0<br>SB: 1<br>CS: 0 | PA: 32 |  |
| <b>PITCHER</b>   | IP WLS BF H R ER SO BB IBB HBP BLK WP HR S P ERA WHIP |                                 |                              |                                 |                              |                                  |                              |                                 |                              |                                 |                              |                                 |                              |                                 |                              |                                 |   |                                    |                                  |        |  |
| Steve Rogers, R<br>ERA: 5.66 (1, 1)  | 6.0 L 25  | H 5 R 4 ER 4 SO 5               | BB 2 IBB 0 HBP 0 BLK 0       | WP 0 HR 1 S 33 P 41             | ERA 6.00 WHIP 1.167          |                                  |                              |                                 |                              |                                 |                              |                                 |                              |                                 |                              |                                 |   |                                    |                                  |        |  |
| Bill Lee, L<br>ERA: 2.73 (7, 1)  | 2.0   | H 1 R 0 ER 0 SO 1               | BB 0 IBB 0 HBP 0 BLK 0       | WP 0 HR 0 S 9 P 9               | ERA 0.00 WHIP 0.500          |                                  |                              |                                 |                              |                                 |                              |                                 |                              |                                 |                              |                                 |   |                                    |                                  |        |  |








| Batter  | 1   | 2                               | 3                            | 4                               | 5                            | 6                               | 7                            | 8                               | 9                            | 10                              | 11                           | 12                               | AB                           | R                               | H                            | RBI                             | BB                           | SO                               | LOB                              |                                    |                                  |        |
|---|---|---------------------------------|------------------------------|---------------------------------|------------------------------|---------------------------------|------------------------------|---------------------------------|------------------------------|---------------------------------|------------------------------|----------------------------------|------------------------------|---------------------------------|------------------------------|---------------------------------|------------------------------|----------------------------------|----------------------------------|------------------------------------|----------------------------------|--------|
| Tim Raines, S<br>OBP: 0.469, SLG: 0.598 (1.7)       | 4-3   |                                 | 5-3                          |                                 |                              | 2B                              |                              | 1B                              |                              | 4-3                             |                              | 1-2 BB                           | 5                            | 1                               | 2                            | 0                               | 1                            | 0                                | 0                                |                                    |                                  |        |
| Rodney Scott, S<br>OBP: 0.327, SLG: 0.209 (1.4)     | F7  |                                 |                              | 4-3                             |                              | G3                              |                              | 4-3                             |                              | E6                              |                              | F9                               | 6                            | 0                               | 0                            | 0                               | 0                            | 0                                | 4                                |                                    |                                  |        |
| Andre Dawson, R<br>OBP: 0.350, SLG: 0.525 (1.8)     | L5  |                                 |                              | F8                              |                              |                                 | 5-3                          | 1B                              |                              | F8                              |                              |                                  | 5                            | 1                               | 1                            | 1                               | 0                            | 0                                | 1                                |                                    |                                  |        |
| Gary Carter, R<br>OBP: 0.331, SLG: 0.400 (1.2)      |   |                                 |                              | F8                              |                              |                                 | K                            | 1B                              |                              |                                 |                              | F2                               | 3                            | 0                               | 0                            | 0                               | 2                            | 1                                | 0                                |                                    |                                  |        |
| Warren Cromartie, L<br>OBP: 0.305, SLG: 0.378 (1.9) |   | G6-3                            |                              |                                 |                              |                                 |                              |                                 |                              |                                 |                              | F9                               | 5                            | 1                               | 2                            | 1                               | 0                            | 0                                | 1                                |                                    |                                  |        |
| Willie Montanez, L<br>OBP: 0.273, SLG: 0.238 (1.3)  |   |                                 |                              |                                 |                              |                                 | F7                           | 1B                              |                              |                                 |                              | L4                               | 5                            | 1                               | 2                            | 1                               | 0                            | 0                                | 0                                |                                    |                                  |        |
| Larry Parrish, R<br>OBP: 0.254, SLG: 0.283 (1.5)    |   |                                 |                              |                                 |                              |                                 | 5-3                          | 2B                              |                              |                                 |                              | F5                               | 5                            | 0                               | 1                            | 1                               | 0                            | 1                                | 1                                |                                    |                                  |        |
| Chris Speier, R<br>OBP: 0.331, SLG: 0.337 (1.6)     |   |                                 |                              | F2                              |                              |                                 | 6-3                          |                                 |                              |                                 |                              |                                  | 4                            | 0                               | 0                            | 0                               | 0                            | 0                                | 1                                |                                    |                                  |        |
| Tim Wallach, R<br>OBP: 0.328, SLG: 0.412 (12. PH)   |   |                                 |                              |                                 |                              |                                 | 6-3                          |                                 |                              |                                 |                              | FC1-6                            | 0                            | 0                               | 0                            | 0                               | 1                            | 0                                | 0                                |                                    |                                  |        |
| Mike Phillips, L<br>OBP: 0.216, SLG: 0.270 (12.0)   |   |                                 |                              |                                 |                              |                                 |                              |                                 |                              |                                 |                              | BB                               | 0                            | 0                               | 0                            | 0                               | 0                            | 0                                | 0                                |                                    |                                  |        |
| Ray Burns, R<br>OBP: 0.182, SLG: 0.182 (8. PH)      |   |                                 |                              | 2-3                             |                              |                                 |                              |                                 |                              |                                 |                              | FC1-6                            | 2                            | 0                               | 0                            | 0                               | 0                            | 0                                | 0                                |                                    |                                  |        |
| Jerry White, R<br>OBP: 0.230, SLG: 0.349 (8. PH)    |   |                                 |                              |                                 |                              |                                 |                              |                                 |                              |                                 |                              | BB                               | 0                            | 0                               | 0                            | 0                               | 0                            | 1                                | 0                                |                                    |                                  |        |
| Stan Robinson, R<br>OBP: 0.233, SLG: 0.333 (8. PH)  |   |                                 |                              |                                 |                              |                                 |                              |                                 |                              |                                 |                              | BB                               | 0                            | 0                               | 0                            | 0                               | 0                            | 0                                | 0                                |                                    |                                  |        |
| Woodie Fryman, R<br>OBP: 0.233, SLG: 0.333 (8. PH)  |   |                                 |                              |                                 |                              |                                 |                              |                                 |                              |                                 |                              | BB                               | 0                            | 0                               | 0                            | 0                               | 0                            | 0                                | 0                                |                                    |                                  |        |
| Chris Smith, S<br>OBP: 0.229, SLG: 0.429 (10.1)     |   |                                 |                              |                                 |                              |                                 |                              |                                 |                              |                                 |                              | BB                               | 1                            | 0                               | 0                            | 0                               | 0                            | 0                                | 0                                |                                    |                                  |        |
| Bill Lee, L<br>OBP: 0.229, SLG: 0.429 (10.1)        |   |                                 |                              |                                 |                              |                                 |                              |                                 |                              |                                 |                              | BB                               | 1                            | 0                               | 0                            | 0                               | 0                            | 0                                | 0                                |                                    |                                  |        |
| Stephen Rattler, R<br>OBP: 0.229, SLG: 0.429 (12.1) |   |                                 |                              |                                 |                              |                                 |                              |                                 |                              |                                 |                              | BB                               | 0                            | 0                               | 0                            | 0                               | 0                            | 0                                | 0                                |                                    |                                  |        |
| <b>Inning Stats</b>                                 | R: 0<br>E: 0<br>K: 3<br>S: 3                          | H: 0<br>LOB: 0<br>BB: 3<br>P: 3 | R: 0<br>E: 0<br>K: 1<br>S: 5 | H: 1<br>LOB: 1<br>BB: 1<br>P: 9 | R: 0<br>E: 0<br>K: 0<br>S: 3 | H: 0<br>LOB: 0<br>BB: 0<br>P: 3 | R: 0<br>E: 0<br>K: 0<br>S: 3 | H: 0<br>LOB: 0<br>BB: 0<br>P: 3 | R: 0<br>E: 0<br>K: 0<br>S: 3 | H: 1<br>LOB: 1<br>BB: 0<br>P: 4 | R: 2<br>E: 0<br>K: 1<br>S: 6 | H: 3<br>LOB: 1<br>BB: 1<br>P: 11 | R: 0<br>E: 0<br>K: 0<br>S: 3 | H: 0<br>LOB: 1<br>BB: 0<br>P: 4 | R: 0<br>E: 0<br>K: 0<br>S: 3 | H: 0<br>LOB: 0<br>BB: 0<br>P: 3 | R: 0<br>E: 0<br>K: 0<br>S: 3 | H: 0<br>LOB: 2<br>BB: 2<br>P: 11 | 1B: 5<br>2B: 3<br>3B: 0<br>HR: 0 | SF: 0<br>SAC: 0<br>DP: 1<br>HBP: 0 | WP: 0<br>PB: 0<br>SB: 1<br>CS: 1 | PA: 48 |
| <b>PITCHER</b>                                      | IP WLS BF H R ER SO BB IBB HBP BLK WP HR S P ERA WHIP | <b>PITCHER</b>                  |                              |                                 |                              |                                 |                              |                                 |                              |                                 |                              |                                  |                              |                                 |                              |                                 |                              |                                  |                                  |                                    |                                  |        |
| Doyle Alexander, R<br>ERA: 1.49 (1.1)               | 6.2   | 25                              | 5                            | 2                               | 2                            | 2                               | 1                            | 0                               | 1                            | 0                               | 1                            | 0                                | 0                            | 0                               | 11                           | 15                              | 7.71                         | 1.286                            |                                  |                                    |                                  |        |
| Gary Lavelle, L<br>ERA: 2.86 (7.1)                  | 2.1   | 10                              | 3                            | 2                               | 2                            | 1                               | 0                            | 1                               | 0                            | 1                               | 0                            | 0                                | 0                            | 10                              | 18                           | 0.00                            | 0.667                        |                                  |                                  |                                    |                                  |        |
| Al Holland, L<br>ERA: 5.6 (10.1)                    | 3.0   | W                               | 12                           | 0                               | 0                            | 0                               | 0                            | 2                               | 0                            | 0                               | 0                            | 0                                | 0                            | 10                              | 18                           | 0.00                            | 0.667                        |                                  |                                  |                                    |                                  |        |

**TOP**

**Montreal Expos @ San Francisco Giants**  
Candlestick Park, San Francisco, CA

Sun May 17 1981, 6:33 AM EDT  
Att. 27,975 - Unknown

AB 43  
R 4  
H 8  
RBI 4  
BB 4  
SO 3  
LOB 9




| Batter  | 1   | 2                               | 3                            | 4                               | 5                            | 6                               | 7                            | 8                               | 9                            | 10                              | 11                           | 12                              | AB                           | R                                | H                            | RBI                             | BB                           | SO                              | LOB                          |                                  |                                  |                                    |                                  |        |
|---|---|---------------------------------|------------------------------|---------------------------------|------------------------------|---------------------------------|------------------------------|---------------------------------|------------------------------|---------------------------------|------------------------------|---------------------------------|------------------------------|----------------------------------|------------------------------|---------------------------------|------------------------------|---------------------------------|------------------------------|----------------------------------|----------------------------------|------------------------------------|----------------------------------|--------|
| Enos Cabell, R<br>OBP: 0.289, SLG: 0.362 (1.3)        | F4  |                                 |                              | 1-3                             |                              | F9                              |                              | 6-3                             |                              | FC5-4                           |                              | 1B BB                           | 6                            | 0                                | 2                            | 0                               | 0                            | 0                               | 0                            |                                  |                                  |                                    |                                  |        |
| Joe Morgan, L<br>OBP: 0.311, SLG: 0.310 (1.4)         | F8  |                                 |                              | F8                              |                              | 1B                              |                              | F9                              |                              | F9                              |                              | 1B                              | 5                            | 1                                | 1                            | 0                               | 1                            | 0                               | 1                            |                                  |                                  |                                    |                                  |        |
| Jack Clark, R<br>OBP: 0.286, SLG: 0.333 (1.9)         | F9  |                                 |                              | F3                              |                              | F8                              |                              | F7                              |                              | FC5-4                           |                              | 1-2                             | 6                            | 0                                | 1                            | 1                               | 0                            | 0                               | 2                            |                                  |                                  |                                    |                                  |        |
| Darrell Evans, L<br>OBP: 0.309, SLG: 0.383 (1.5)      |   |                                 |                              |                                 |                              | K                               |                              | CS                              |                              | F9                              |                              | 3-1                             | 3                            | 0                                | 0                            | 0                               | 2                            | 1                               | 1                            |                                  |                                  |                                    |                                  |        |
| Larry Herndon, R<br>OBP: 0.383, SLG: 0.465 (1.7)      |   |                                 |                              | K                               |                              | K                               |                              | 4-3                             |                              | BB                              |                              | F3                              | 4                            | 1                                | 1                            | 1                               | 1                            | 1                               | 1                            |                                  |                                  |                                    |                                  |        |
| Jerry Martin, R<br>OBP: 0.289, SLG: 0.323 (1.8)       |   |                                 |                              |                                 |                              | F9                              |                              | FC6-4                           |                              | L9                              |                              | 6-3                             | 5                            | 1                                | 1                            | 0                               | 0                            | 0                               | 3                            |                                  |                                  |                                    |                                  |        |
| Mit May, L<br>OBP: 0.357, SLG: 0.346 (1.2)            |   |                                 |                              |                                 |                              | 1B                              |                              | FC6-4                           |                              | 1B                              |                              | F3                              | 3                            | 1                                | 1                            | 0                               | 1                            | 0                               | 0                            |                                  |                                  |                                    |                                  |        |
| Joe Pettini, R<br>ERA: 5.95 (10.6)                    |   |                                 |                              | 1-3                             |                              | E                               |                              | WP                              |                              | 1B                              |                              | F3                              | 1                            | 0                                | 0                            | 0                               | 0                            | 0                               | 0                            |                                  |                                  |                                    |                                  |        |
| Johnnie LeMaster, R<br>OBP: 0.287, SLG: 0.283 (9. PH) |   |                                 |                              |                                 |                              |                                 |                              | E5                              |                              | 1-3                             |                              | 1B                              | 3                            | 0                                | 0                            | 0                               | 0                            | 0                               | 1                            |                                  |                                  |                                    |                                  |        |
| Jim Washford, R<br>OBP: 0.333, SLG: 0.519 (9. PH)     |   |                                 |                              |                                 |                              |                                 |                              | WP                              |                              | 1-3                             |                              | 1B                              | 1                            | 0                                | 1                            | 1                               | 0                            | 0                               | 0                            |                                  |                                  |                                    |                                  |        |
| Mike Sadek, R<br>OBP: 0.333, SLG: 0.227 (10.2)        |   |                                 |                              |                                 |                              |                                 |                              | 1-2                             |                              | FC6-4                           |                              | 1B                              | 0                            | 1                                | 0                            | 0                               | 1                            | 0                               | 0                            |                                  |                                  |                                    |                                  |        |
| Doyle Alexander, R<br>OBP: 0.158, SLG: 0.118 (1.1)    |   |                                 |                              |                                 |                              |                                 |                              |                                 |                              | FC6-4                           |                              | BB                              | 2                            | 0                                | 0                            | 0                               | 0                            | 0                               | 1                            |                                  |                                  |                                    |                                  |        |
| Gary Lavelle, S<br>OBP: 0.250, SLG: 0.250 (7.1)       |   |                                 |                              |                                 |                              |                                 |                              |                                 |                              | FC6-4                           |                              | F4                              | 2                            | 0                                | 0                            | 0                               | 0                            | 0                               | 1                            |                                  |                                  |                                    |                                  |        |
| Bill North, S<br>OBP: 0.351, SLG: 0.323 (9. PH)       |   |                                 |                              |                                 |                              |                                 |                              |                                 |                              |                                 |                              |                                 | 1                            | 0                                | 0                            | 0                               | 0                            | 0                               | 2                            |                                  |                                  |                                    |                                  |        |
| Al Holland, R<br>OBP: 0.351, SLG: 0.323 (10.1)        |   |                                 |                              |                                 |                              |                                 |                              |                                 |                              |                                 |                              |                                 | 0                            | 0                                | 0                            | 0                               | 0                            | 0                               | 0                            |                                  |                                  |                                    |                                  |        |
| Rennie Stennett, R<br>OBP: 0.213, SLG: 0.261 (12. PH) |   |                                 |                              |                                 |                              |                                 |                              |                                 |                              |                                 |                              |                                 | 1                            | 0                                | 0                            | 0                               | 0                            | 0                               | 1                            |                                  |                                  |                                    |                                  |        |
| <b>Inning Stats</b>                                   | R: 0<br>E: 0<br>K: 0<br>S: 3                          | H: 0<br>LOB: 0<br>BB: 0<br>P: 3 | R: 0<br>E: 0<br>K: 2<br>S: 7 | H: 0<br>LOB: 0<br>BB: 0<br>P: 7 | R: 0<br>E: 0<br>K: 0<br>S: 3 | H: 0<br>LOB: 0<br>BB: 0<br>P: 3 | R: 0<br>E: 0<br>K: 0<br>S: 3 | H: 0<br>LOB: 0<br>BB: 0<br>P: 3 | R: 2<br>E: 1<br>K: 0<br>S: 5 | H: 2<br>LOB: 1<br>BB: 1<br>P: 9 | R: 0<br>E: 0<br>K: 0<br>S: 3 | H: 0<br>LOB: 0<br>BB: 0<br>P: 3 | R: 0<br>E: 0<br>K: 0<br>S: 3 | H: 1<br>LOB: 2<br>BB: 2<br>P: 12 | R: 0<br>E: 0<br>K: 0<br>S: 4 | H: 1<br>LOB: 1<br>BB: 0<br>P: 4 | R: 0<br>E: 0<br>K: 0<br>S: 3 | H: 0<br>LOB: 0<br>BB: 0<br>P: 3 | R: 1<br>E: 0<br>K: 0<br>S: 3 | H: 2<br>LOB: 3<br>BB: 2<br>P: 11 | 1B: 7<br>2B: 1<br>3B: 0<br>HR: 0 | SF: 0<br>SAC: 0<br>DP: 0<br>HBP: 0 | WP: 1<br>PB: 0<br>SB: 0<br>CS: 1 | PA: 48 |
| <b>PITCHER</b>  | IP WLS BF H R ER SO BB IBB HBP BLK WP HR S P ERA WHIP | <b>PITCHER</b>                  |                              |                                 |                              |                                 |                              |                                 |                              |                                 |                              |                                 |                              |                                  |                              |                                 |                              |                                 |                              |                                  |                                  |                                    |                                  |        |
| Ray Burns, R<br>ERA: 3.54 (1.1)                       | 7.0   | 27                              | 4                            | 3                               | 1                            | 2                               | 1                            | 1                               | 0                            | 0                               | 1                            | 0                               | 29                           | 37                               | 1.29                         | 0.714                           |                              |                                 |                              |                                  |                                  |                                    |                                  |        |
| Stan Bahnsen, R<br>ERA: 5.95 (8.1)                    | 1.2   | 8                               | 1                            | 1                               | 1                            | 0                               | 2                            | 0                               | 0                            | 0                               | 0                            | 0                               | 6                            | 14                               | 5.40                         | 1.800                           |                              |                                 |                              |                                  |                                  |                                    |                                  |        |
| Woodie Fryman, L<br>ERA: 5.95 (9.1)                   | 0.1   | 1                               | 0                            | 0                               | 0                            | 0                               | 0                            | 0                               | 0                            | 0                               | 1                            | 1                               | 0.00                         | 0.000                            |                              |                                 |                              |                                 |                              |                                  |                                  |                                    |                                  |        |
| Bill Lee, L<br>ERA: 2.83 (10.1)                       | 2.1   | L                               | 11                           | 2                               | 1                            | 1                               | 0                            | 2                               | 0                            | 0                               | 0                            | 0                               | 9                            | 17                               | 3.86                         | 1.714                           |                              |                                 |                              |                                  |                                  |                                    |                                  |        |
| Stephen Rattler, R<br>ERA: 6.23 (12.1)                | 0.0   | 1                               | 1                            | 0                               | 0                            | 0                               | 0                            | 0                               | 0                            | 0                               | 1                            | 1                               | ∞                            | ∞                                |                              |                                 |                              |                                 |                              |                                  |                                  |                                    |                                  |        |

**BOTTOM**

**Montreal Expos @ San Francisco Giants**  
Candlestick Park, San Francisco, CA

Sun May 17 1981, 6:33 AM EDT  
Att. 27,975 - Unknown

AB 42  
R 5  
H 8  
RBI 3  
BB 6  
SO 2  
LOB 13





| Batter   | 1                            | 2                               | 3                            | 4                               | 5                            | 6                               | 7                            | 8                               | 9                            | 10                               | AB                           | R                               | H                            | RBI                             | BB                           | SO                               | LOB                          |                                 |                              |                                 |                                  |                                    |                                  |        |  |
|--|------------------------------|---------------------------------|------------------------------|---------------------------------|------------------------------|---------------------------------|------------------------------|---------------------------------|------------------------------|----------------------------------|------------------------------|---------------------------------|------------------------------|---------------------------------|------------------------------|----------------------------------|------------------------------|---------------------------------|------------------------------|---------------------------------|----------------------------------|------------------------------------|----------------------------------|--------|--|
| Tim Raines, S<br>OBP: 0.466, SLG: 0.496<br>(1, 7)  | 4-0<br>BB<br>6-3 S           |                                 | 0-3<br>K                     |                                 | 4-0<br>IBB                   |                                 |                              | 0-0<br>FC5-6 CS                 | 0-0<br>G4-6-3                |                                  | 3                            | 0                               | 0                            | 0                               | 2                            | 1                                | 2                            |                                 |                              |                                 |                                  |                                    |                                  |        |  |
| Rodney Scott, S<br>OBP: 0.339, SLG: 0.229<br>(1, 4)  | 0-0<br>6-3                   |                                 | 0-0                          |                                 | 0-0<br>F3                    |                                 |                              | 0-0<br>2B<br>1B                 |                              | 0-0<br>2B<br>1B                  | 5                            | 2                               | 3                            | 0                               | 0                            | 0                                | 3                            |                                 |                              |                                 |                                  |                                    |                                  |        |  |
| Andre Dawson, R<br>OBP: 0.352, SLG: 0.535<br>(1, 8)  | 0-0<br>6-3                   |                                 | 0-0<br>4-3                   |                                 |                              | 0-0<br>6-3                      |                              | 0-0<br>1B<br>2B                 |                              | 0-0<br>1B<br>2B                  | 5                            | 1                               | 2                            | 1                               | 0                            | 0                                | 2                            |                                 |                              |                                 |                                  |                                    |                                  |        |  |
| Ellis Valentine, R<br>OBP: 0.262, SLG: 0.373<br>(8, PR)  | 0-3<br>K                     |                                 |                              |                                 | 0-0<br>F4                    |                                 | 0-0<br>6-3                   | 0-0<br>WP S<br>1B               |                              | 0-0<br>SF9                       | 4                            | 0                               | 1                            | 1                               | 0                            | 1                                | 1                            |                                 |                              |                                 |                                  |                                    |                                  |        |  |
| Jerry White, S<br>OBP: 0.261, SLG: 0.349<br>(8, 9)   |                              |                                 |                              |                                 |                              |                                 |                              | 2-H<br>1B                       |                              | 3-H<br>0-0<br>6-3                | 4                            | 0                               | 0                            | 0                               | 1                            | 0                                | 1                            |                                 |                              |                                 |                                  |                                    |                                  |        |  |
| Gary Carter, R<br>OBP: 0.326, SLG: 0.387<br>(1, 2)   |                              | 0-0<br>6-3                      |                              |                                 | 0-0<br>F7                    |                                 | 0-0<br>5-3                   | 4-0<br>WP<br>1B                 |                              | 0-0<br>6-3                       | 4                            | 0                               | 0                            | 0                               | 1                            | 0                                | 1                            |                                 |                              |                                 |                                  |                                    |                                  |        |  |
| Tim Wallach, R<br>OBP: 0.317, SLG: 0.382<br>(1, 3)   |                              | 0-0<br>5-3                      |                              |                                 | 0-0<br>5-3                   |                                 |                              | 1-2<br>2-3<br>IBB               |                              | 0-0<br>6-3                       | 4                            | 0                               | 0                            | 0                               | 1                            | 0                                | 1                            |                                 |                              |                                 |                                  |                                    |                                  |        |  |
| Larry Parrish, R<br>OBP: 0.263, SLG: 0.284<br>(1, 5)   |                              |                                 |                              |                                 |                              | 4-0<br>SH1-4<br>BB              |                              | 0-0<br>6-3                      |                              | 0-0<br>K                         | 3                            | 0                               | 1                            | 0                               | 1                            | 1                                | 3                            |                                 |                              |                                 |                                  |                                    |                                  |        |  |
| Chris Speier, R<br>OBP: 0.328, SLG: 0.333<br>(1, 6)  |                              | 0-0<br>4-3                      |                              |                                 | 0-3<br>K                     |                                 | 0-0<br>5-3                   |                                 | 0-0<br>1B                    |                                  | 4                            | 0                               | 1                            | 0                               | 0                            | 1                                | 2                            |                                 |                              |                                 |                                  |                                    |                                  |        |  |
| Scott Sanderson, R<br>OBP: 0.333, SLG: 0.385<br>Woodie Fryman, R<br>OBP: 1.000, SLG: 1.000<br>Bill Lee, L<br>OBP: 0.429, SLG: 0.429<br>(10, 1) |                              |                                 |                              |                                 | 0-0<br>F6                    |                                 | 0-0<br>SH1-4                 | 0-0<br>FC5-6<br>1B              |                              | 0-0<br>G4-6-3<br>1B              | 2                            | 0                               | 1                            | 0                               | 0                            | 0                                | 0                            |                                 |                              |                                 |                                  |                                    |                                  |        |  |
|  |                              |                                 |                              |                                 |                              |                                 |                              |                                 |                              |                                  | 1                            | 0                               | 1                            | 0                               | 0                            | 0                                | 0                            |                                 |                              |                                 |                                  |                                    |                                  |        |  |
|  |                              |                                 |                              |                                 |                              |                                 |                              |                                 |                              |                                  | 0                            | 0                               | 0                            | 0                               | 0                            | 0                                | 0                            |                                 |                              |                                 |                                  |                                    |                                  |        |  |
| <b>Inning Stats</b>  | R: 0<br>E: 0<br>K: 1<br>S: 5 | H: 0<br>LOB: 1<br>BB: 1<br>P: 9 | R: 0<br>E: 0<br>K: 0<br>S: 4 | H: 1<br>LOB: 1<br>BB: 0<br>P: 4 | R: 0<br>E: 0<br>K: 1<br>S: 6 | H: 1<br>LOB: 1<br>BB: 0<br>P: 6 | R: 0<br>E: 0<br>K: 0<br>S: 3 | H: 0<br>LOB: 0<br>BB: 0<br>P: 3 | R: 0<br>E: 0<br>K: 1<br>S: 5 | H: 0<br>LOB: 2<br>BB: 2<br>P: 13 | R: 0<br>E: 0<br>K: 0<br>S: 3 | H: 0<br>LOB: 0<br>BB: 0<br>P: 3 | R: 0<br>E: 0<br>K: 0<br>S: 3 | H: 0<br>LOB: 0<br>BB: 0<br>P: 3 | R: 2<br>E: 0<br>K: 1<br>S: 8 | H: 4<br>LOB: 3<br>BB: 2<br>P: 16 | R: 0<br>E: 0<br>K: 0<br>S: 3 | H: 2<br>LOB: 0<br>BB: 0<br>P: 3 | R: 1<br>E: 0<br>K: 0<br>S: 5 | H: 2<br>LOB: 1<br>BB: 0<br>P: 5 | 1B: 8<br>2B: 2<br>3B: 0<br>HR: 0 | SF: 1<br>SAC: 1<br>DP: 1<br>HBP: 0 | WP: 1<br>PB: 0<br>SB: 2<br>CS: 1 | PA: 42 |  |
| <b>PITCHER</b>   | IP<br>7.2                    | WLS<br>2                        | BF<br>33                     | H<br>6                          | R<br>2                       | ER<br>2                         | SO<br>3                      | BB<br>2                         | IBB<br>3                     | HBP<br>0                         | BLK<br>0                     | WP<br>1                         | HR<br>0                      | S<br>34                         | P<br>54                      | ERA<br>2.35                      | WHIP<br>1.043                |                                 |                              |                                 |                                  |                                    |                                  |        |  |
| Chris Welsh, L<br>ERA: 2.95<br>John Littlefield, R<br>ERA: 3.24<br>Gary Lucas, L<br>ERA: 2.73  | (1, 1)<br>(8, 1)<br>(10, 1)  | 1.1<br>L                        | 4<br>5                       | 2<br>2                          | 0<br>1                       | 0<br>1                          | 0<br>0                       | 0<br>0                          | 0<br>0                       | 0<br>0                           | 0<br>0                       | 0<br>0                          | 0<br>0                       | 6<br>5                          | 6<br>5                       | 0.00<br>9.00                     | 1.500<br>2.000               |                                 |                              |                                 |                                  |                                    |                                  |        |  |

**TOP**

**Montreal Expos @ San Diego Padres**  
Jack Murphy Stadium, San Diego, CA  
Mon May 18 1981, 10:05 PM EDT  
Att: 13,283 - Unknown

|     |    |
|-----|----|
| AB  | 35 |
| R   | 3  |
| H   | 10 |
| RBI | 3  |
| BB  | 5  |
| SO  | 4  |
| LOB | 15 |



| Batter   | 1                            | 2                               | 3                            | 4                               | 5                            | 6                               | 7                            | 8                               | 9                            | 10                              | AB                           | R                               | H                            | RBI                             | BB                           | SO                              | LOB                               |                                    |                                  |        |  |  |  |  |  |
|--|------------------------------|---------------------------------|------------------------------|---------------------------------|------------------------------|---------------------------------|------------------------------|---------------------------------|------------------------------|---------------------------------|------------------------------|---------------------------------|------------------------------|---------------------------------|------------------------------|---------------------------------|-----------------------------------|------------------------------------|----------------------------------|--------|--|--|--|--|--|
| Ozzie Smith, S<br>OBP: 0.299, SLG: 0.253<br>(1, 6)   | 0-0<br>4-3                   |                                 | 0-0<br>F8                    |                                 |                              | 0-0<br>F6                       |                              | 0-0<br>F8                       |                              | 0-0<br>1B<br>1B                 | 5                            | 0                               | 1                            | 0                               | 0                            | 0                               | 2                                 |                                    |                                  |        |  |  |  |  |  |
| Ruppert Jones, L<br>OBP: 0.298, SLG: 0.321<br>Barny Evans, R<br>OBP: 0.357, SLG: 0.333<br>(8, PH)  | 0-0<br>1B<br>1B              |                                 | 0-0<br>1B<br>2B              |                                 |                              | 0-0<br>1B                       |                              | 0-0<br>5-3                      |                              | 0-0<br>FC4<br>1B                | 3                            | 0                               | 3                            | 0                               | 0                            | 0                               | 0                                 |                                    |                                  |        |  |  |  |  |  |
| Gene Richards, L<br>OBP: 0.347, SLG: 0.352<br>(1, 7)   | 0-0<br>G4-6-3<br>1B          |                                 |                              |                                 |                              | 0-0<br>8-4<br>1B                |                              | 0-0<br>4-3                      |                              | 0-0<br>1-3<br>K                 | 5                            | 0                               | 2                            | 0                               | 0                            | 1                               | 3                                 |                                    |                                  |        |  |  |  |  |  |
| Terry Kennedy, L<br>OBP: 0.346, SLG: 0.371<br>Dave Edwards, R<br>OBP: 0.154, SLG: 0.189<br>Gary Lucas, R<br>OBP: 0.167, SLG: 0.167<br>Craig Stimpac, R<br>OBP: 0.111, SLG: 0.111<br>(10, PH) | 0-0<br>G4-6-3                |                                 |                              |                                 | 0-0<br>8-4                   |                                 | 0-0<br>4-3                   |                                 | 0-0<br>FC6-4<br>1B<br>1B     | 0-0<br>FC4                      | 4                            | 0                               | 1                            | 0                               | 0                            | 0                               | 3                                 |                                    |                                  |        |  |  |  |  |  |
| Broderick Perkins, L<br>OBP: 0.415, SLG: 0.605<br>(1, 3)   |                              | 0-0<br>F6                       |                              |                                 | 0-0<br>F7                    |                                 | 0-0<br>6-3                   |                                 | 0-0<br>FC6-4<br>1B           |                                 | 4                            | 0                               | 1                            | 0                               | 0                            | 0                               | 0                                 |                                    |                                  |        |  |  |  |  |  |
| Joe Lefebvre, L<br>OBP: 0.315, SLG: 0.406<br>John Littlefield, R<br>OBP: 0.250, SLG: 0.211<br>(8, PH)  |                              | 0-0<br>F6                       |                              |                                 | 0-0<br>F5                    |                                 | 0-0<br>F8                    |                                 | 0-0<br>FC6-4<br>1B           |                                 | 3                            | 0                               | 0                            | 0                               | 0                            | 0                               | 0                                 |                                    |                                  |        |  |  |  |  |  |
| Luis Salazar, R<br>OBP: 0.268, SLG: 0.338<br>(9, 8)  |                              | 0-0<br>L5                       |                              |                                 | 0-3<br>K                     |                                 |                              | 0-0<br>1B<br>2B                 |                              | 0-0<br>1B<br>1B                 | 4                            | 1                               | 2                            | 1                               | 0                            | 1                               | 0                                 |                                    |                                  |        |  |  |  |  |  |
| Juan Bonilla, R<br>OBP: 0.364, SLG: 0.418<br>(1, 4)  |                              |                                 | 0-0<br>6-3                   |                                 | 0-0<br>4-3                   |                                 |                              | 0-0<br>SH5-4<br>1B              |                              | 0-0<br>K                        | 4                            | 0                               | 1                            | 1                               | 0                            | 1                               | 2                                 |                                    |                                  |        |  |  |  |  |  |
| Chris Welsh, L<br>OBP: 0.167, SLG: 0.091<br>Jerry Turner, L<br>OBP: 0.421, SLG: 0.467<br>(8, 9)  |                              |                                 |                              |                                 | 0-0<br>2B<br>1B              |                                 | 0-3<br>K                     |                                 | 0-0<br>SH5-4                 |                                 | 2                            | 0                               | 1                            | 0                               | 0                            | 1                               | 0                                 |                                    |                                  |        |  |  |  |  |  |
|  |                              |                                 |                              |                                 |                              |                                 |                              |                                 |                              |                                 | 1                            | 0                               | 0                            | 0                               | 0                            | 0                               | 0                                 |                                    |                                  |        |  |  |  |  |  |
| <b>Inning Stats</b>  | R: 0<br>E: 0<br>K: 0<br>S: 4 | H: 2<br>LOB: 1<br>BB: 0<br>P: 4 | R: 0<br>E: 0<br>K: 0<br>S: 3 | H: 0<br>LOB: 0<br>BB: 0<br>P: 3 | R: 0<br>E: 0<br>K: 0<br>S: 4 | H: 2<br>LOB: 2<br>BB: 0<br>P: 4 | R: 0<br>E: 0<br>K: 0<br>S: 3 | H: 1<br>LOB: 0<br>BB: 0<br>P: 3 | R: 0<br>E: 0<br>K: 1<br>S: 5 | H: 0<br>LOB: 0<br>BB: 0<br>P: 5 | R: 0<br>E: 0<br>K: 0<br>S: 3 | H: 0<br>LOB: 0<br>BB: 0<br>P: 3 | R: 1<br>E: 0<br>K: 1<br>S: 8 | H: 3<br>LOB: 2<br>BB: 0<br>P: 8 | R: 0<br>E: 0<br>K: 1<br>S: 7 | H: 2<br>LOB: 2<br>BB: 0<br>P: 7 | 1B: 11<br>2B: 3<br>3B: 0<br>HR: 0 | SF: 0<br>SAC: 1<br>DP: 2<br>HBP: 0 | WP: 0<br>PB: 0<br>SB: 0<br>CS: 0 | PA: 40 |  |  |  |  |  |
| <b>PITCHER</b>   | IP<br>7.2                    | WLS<br>2                        | BF<br>28                     | H<br>8                          | R<br>1                       | ER<br>1                         | SO<br>2                      | BB<br>0                         | IBB<br>0                     | HBP<br>0                        | BLK<br>0                     | WP<br>0                         | HR<br>0                      | S<br>32                         | P<br>32                      | ERA<br>1.17                     | WHIP<br>1.043                     |                                    |                                  |        |  |  |  |  |  |
| Scott Sanderson, R<br>ERA: 1.98<br>Woodie Fryman, L<br>ERA: 1.54<br>Bill Lee, L<br>ERA: 2.76   | (1, 1)<br>(8, 1)<br>(10, 1)  | 1.2<br>W                        | 10<br>2                      | 5<br>0                          | 1<br>0                       | 1<br>0                          | 1<br>0                       | 1<br>0                          | 0<br>0                       | 0<br>0                          | 0<br>0                       | 0<br>0                          | 0<br>0                       | 12<br>4                         | 12<br>4                      | 0.00<br>0.000                   | 0.000                             |                                    |                                  |        |  |  |  |  |  |

**BOTTOM**

**Montreal Expos @ San Diego Padres**  
Jack Murphy Stadium, San Diego, CA  
Mon May 18 1981, 10:05 PM EDT  
Att: 13,283 - Unknown

|     |    |
|-----|----|
| AB  | 39 |
| R   | 2  |
| H   | 13 |
| RBI | 2  |
| BB  | 0  |
| SO  | 4  |
| LOB | 15 |





| Batter   | 1   | 2   | 3  | 4                               | 5                            | 6                               | 7                            | 8                               | 9                            | AB                              | R                            | H                               | RBI                          | BB                              | SO                           | LOB                             | TOP   |                                    |                                  |        |
|--|---|---|--|---------------------------------|------------------------------|---------------------------------|------------------------------|---------------------------------|------------------------------|---------------------------------|------------------------------|---------------------------------|------------------------------|---------------------------------|------------------------------|---------------------------------|---|------------------------------------|----------------------------------|--------|
| Tim Raines, S (1,7)<br>OBP: 0.454, SLG: 0.480      | G3  |   | F8   |                                 |                              | F8                              |                              | K                               |                              | 4                               | 0                            | 0                               | 0                            | 0                               | 1                            | 1                               | <b>Montreal Expos @ San Diego Padres</b><br>Jack Murphy Stadium, San Diego, CA<br>Tue May 19 1981, 10:05 PM EDT<br>Att: 6,871 - Unknown |                                    |                                  |        |
| Rodney Scott, S (1,4)<br>OBP: 0.336, SLG: 0.230    | G3  |   | L6   |                                 |                              | F7                              |                              | 1B                              |                              | 4                               | 0                            | 1                               | 0                            | 0                               | 0                            | 1                               |   |                                    |                                  |        |
| Andre Dawson, R (1,8)<br>OBP: 0.363, SLG: 0.550    | 1B  |   | 5-3  |                                 |                              | 2B                              |                              | 1B                              |                              | 4                               | 0                            | 3                               | 0                            | 0                               | 0                            | 1                               |   |                                    |                                  |        |
| Ellis Valentine, R (1,9)<br>OBP: 0.259, SLG: 0.368 | 5-3   |   |  |                                 |                              | FC6-4                           |                              | F8                              |                              | 1                               | 0                            | 0                               | 0                            | 0                               | 0                            | 1                               |   |                                    |                                  |        |
| Jerry White, S (3,9)<br>OBP: 0.295, SLG: 0.333     | 1-2   |   |  |                                 |                              | BB                              |                              |                                 |                              | 2                               | 0                            | 0                               | 0                            | 1                               | 0                            | 2                               |   |                                    |                                  |        |
| Gary Carter, R (1,2)<br>OBP: 0.324, SLG: 0.407     |   |   |  |                                 |                              | FC6-4                           |                              |                                 |                              | 4                               | 1                            | 1                               | 1                            | 0                               | 0                            | 2                               |   |                                    |                                  |        |
| Willie Montanez, L (1,3)<br>OBP: 0.231, SLG: 0.200 |   |   |  |                                 |                              | 1-2                             |                              |                                 |                              | 4                               | 0                            | 0                               | 0                            | 0                               | 0                            | 0                               |   |                                    |                                  |        |
| Larry Parrish, R (1,5)<br>OBP: 0.254, SLG: 0.274   |   |   |  |                                 |                              |                                 |                              |                                 |                              | 4                               | 0                            | 0                               | 0                            | 0                               | 2                            | 0                               |   |                                    |                                  |        |
| Chris Speier, R (1,6)<br>OBP: 0.320, SLG: 0.324    |   |   |  |                                 |                              |                                 |                              |                                 |                              | 3                               | 0                            | 0                               | 0                            | 0                               | 1                            | 0                               |   |                                    |                                  |        |
| Bill Gullickson, R (1,1)<br>OBP: 0.235, SLG: 0.294 |   |   |  |                                 |                              |                                 |                              |                                 |                              | 2                               | 0                            | 1                               | 0                            | 0                               | 0                            | 0                               |   |                                    |                                  |        |
| Chris Smith, S (8, PH)                             |   |   |  |                                 |                              |                                 |                              |                                 |                              | 1                               | 0                            | 0                               | 0                            | 0                               | 0                            | 0                               |   |                                    |                                  |        |
| Bill Lee, L (8, 1)<br>OBP: 0.429, SLG: 0.429       |   |   |  |                                 |                              |                                 |                              |                                 |                              | 0                               | 0                            | 0                               | 0                            | 0                               | 0                            | 0                               |   |                                    |                                  |        |
| <b>Inning Stats</b>                                | R: 0<br>E: 0<br>K: 0<br>S: 4                          | H: 1<br>LOB: 1<br>BB: 0<br>P: 4               | R: 1<br>E: 0<br>K: 1<br>S: 6                   | H: 1<br>LOB: 0<br>BB: 0<br>P: 6 | R: 0<br>E: 0<br>K: 0<br>S: 4 | H: 1<br>LOB: 1<br>BB: 0<br>P: 4 | R: 0<br>E: 0<br>K: 0<br>S: 3 | H: 0<br>LOB: 0<br>BB: 0<br>P: 3 | R: 0<br>E: 0<br>K: 0<br>S: 4 | H: 1<br>LOB: 2<br>BB: 1<br>P: 8 | R: 0<br>E: 0<br>K: 1<br>S: 5 | H: 0<br>LOB: 0<br>BB: 0<br>P: 5 | R: 0<br>E: 0<br>K: 1<br>S: 7 | H: 2<br>LOB: 2<br>BB: 0<br>P: 7 | R: 0<br>E: 0<br>K: 1<br>S: 5 | H: 0<br>LOB: 0<br>BB: 0<br>P: 5 | 1B: 4<br>2B: 1<br>3B: 0<br>HR: 1  | SF: 0<br>SAC: 0<br>DP: 0<br>HBP: 0 | WP: 0<br>PB: 0<br>SB: 1<br>CS: 0 | PA: 34 |
| <b>PITCHER</b>                                     | IP WLS BF H R ER SO BB IBB HBP BLK WP HR S P ERA WHIP | 7.0 W 26 4 1 1 2 1 0 0 0 0 1 29 33 1.29 0.714 | 2.0 S 8 2 0 0 2 0 0 0 0 0 0 0 12 12 0.00 1.000 |                                 |                              |                                 |                              |                                 |                              |                                 |                              |                                 |                              |                                 |                              |                                 |   |                                    |                                  |        |

|     |    |
|-----|----|
| AB  | 33 |
| R   | 1  |
| H   | 6  |
| RBI | 1  |
| BB  | 1  |
| SO  | 4  |
| LOB | 8  |



| Batter   | 1   | 2  | 3  | 4                               | 5                            | 6                               | 7                             | 8                                | 9                            | AB                              | R                            | H                               | RBI                          | BB                              | SO                               | LOB                                | BOTTOM  |        |  |
|--|---|--|--|---------------------------------|------------------------------|---------------------------------|-------------------------------|----------------------------------|------------------------------|---------------------------------|------------------------------|---------------------------------|------------------------------|---------------------------------|----------------------------------|------------------------------------|---|--------|--|
| Ozzie Smith, S (1,6)<br>OBP: 0.298, SLG: 0.253       | 6-3   |  | F9   |                                 |                              | 1B                              |                               | L6                               |                              | 4                               | 0                            | 1                               | 1                            | 0                               | 0                                | 3                                  | <b>Montreal Expos @ San Diego Padres</b><br>Jack Murphy Stadium, San Diego, CA<br>Tue May 19 1981, 10:05 PM EDT<br>Att: 6,871 - Unknown |        |  |
| Ruppert Jones, L (1,8)<br>OBP: 0.297, SLG: 0.319     | P6  |  | 4-3  |                                 |                              | 1B                              |                               | F7                               |                              | 4                               | 0                            | 1                               | 2                            | 0                               | 0                                | 2                                  |   |        |  |
| Gene Richards, L (1,7)<br>OBP: 0.339, SLG: 0.342     | 4-3   |  |  |                                 |                              | K                               |                               | F8                               |                              | 4                               | 0                            | 0                               | 0                            | 0                               | 2                                | 1                                  |   |        |  |
| Terry Kennedy, L (1,2)<br>OBP: 0.336, SLG: 0.359     |   |  |  |                                 |                              | F7                              |                               | K                                |                              | 4                               | 0                            | 0                               | 0                            | 0                               | 1                                | 0                                  |   |        |  |
| Broderick Perkins, L (1,3)<br>OBP: 0.400, SLG: 0.584 |   |  |  |                                 |                              | L3                              |                               | 1-3                              |                              | 3                               | 0                            | 0                               | 0                            | 0                               | 0                                | 0                                  |   |        |  |
| Joe Lefebvre, L (1,9)<br>OBP: 0.325, SLG: 0.424      |   |  |  |                                 |                              |                                 |                               | L9                               |                              | 3                               | 1                            | 2                               | 0                            | 0                               | 0                                | 0                                  |   |        |  |
| Luis Salazar, R (1,5)<br>OBP: 0.270, SLG: 0.338      |   |  |  |                                 |                              | 1B                              |                               | FC6-4                            |                              | 3                               | 1                            | 1                               | 0                            | 0                               | 0                                | 2                                  |   |        |  |
| Barry Evans, R (7, 5)<br>OBP: 0.357, SLG: 0.333      |   |  |  |                                 |                              | 1B                              |                               | FC6-4                            |                              | 0                               | 0                            | 0                               | 0                            | 0                               | 0                                | 0                                  |   |        |  |
| Tim Flannery, L (1,4)<br>OBP: 0.500, SLG: 0.500      |   |  |  |                                 |                              | 1B                              |                               | 1B                               |                              | 3                               | 1                            | 2                               | 0                            | 0                               | 0                                | 0                                  |   |        |  |
| Rick Wise, R (1,1)<br>OBP: 0.111, SLG: 0.222         |   |  |  |                                 |                              | 1B                              |                               | 4-3                              |                              | 2                               | 0                            | 0                               | 0                            | 0                               | 2                                | 5                                  |   |        |  |
| Jerry Turner, L (7, PH)<br>OBP: 0.400, SLG: 0.438    |   |  |  |                                 |                              | 1B                              |                               | E3                               |                              | 1                               | 0                            | 0                               | 0                            | 0                               | 0                                | 0                                  |   |        |  |
| Gary Lucas, L (8, 1)<br>OBP: 0.167, SLG: 0.167       |   |  |  |                                 |                              | K                               |                               | CS                               |                              | 0                               | 0                            | 0                               | 0                            | 0                               | 0                                | 0                                  |   |        |  |
| <b>Inning Stats</b>                                  | R: 0<br>E: 0<br>K: 0<br>S: 3                          | H: 0<br>LOB: 0<br>BB: 0<br>P: 3                | R: 0<br>E: 0<br>K: 1<br>S: 7               | H: 2<br>LOB: 2<br>BB: 0<br>P: 7 | R: 0<br>E: 0<br>K: 1<br>S: 5 | H: 0<br>LOB: 0<br>BB: 0<br>P: 5 | R: 3<br>E: 0<br>K: 2<br>S: 11 | H: 4<br>LOB: 1<br>BB: 0<br>P: 11 | R: 0<br>E: 0<br>K: 1<br>S: 6 | H: 1<br>LOB: 1<br>BB: 0<br>P: 6 | R: 0<br>E: 1<br>K: 0<br>S: 3 | H: 0<br>LOB: 0<br>BB: 0<br>P: 3 | R: 0<br>E: 0<br>K: 0<br>S: 3 | H: 0<br>LOB: 0<br>BB: 0<br>P: 3 | 1B: 6<br>2B: 1<br>3B: 0<br>HR: 0 | SF: 0<br>SAC: 0<br>DP: 0<br>HBP: 0 | WP: 0<br>PB: 0<br>SB: 0<br>CS: 1  | PA: 31 |  |
| <b>PITCHER</b>                                       | IP WLS BF H R ER SO BB IBB HBP BLK WP HR S P ERA WHIP | 7.0 L 28 7 3 3 5 7 3 3 5 0 0 0 3 38 3.86 1.000 | 1.0 3 0 0 0 0 0 0 0 0 0 0 0 3 3 0.00 0.000 |                                 |                              |                                 |                               |                                  |                              |                                 |                              |                                 |                              |                                 |                                  |                                    |   |        |  |

|     |    |
|-----|----|
| AB  | 31 |
| R   | 3  |
| H   | 7  |
| RBI | 3  |
| BB  | 0  |
| SO  | 5  |
| LOB | 13 |





| Batter                                       | 1  | 2                                | 3                            | 4                               | 5                            | 6                               | 7                            | 8                                | 9                            | AB                               | R                            | H                               | RBI                          | BB                              | SO                           | LOB                             | TOP                          |                                 |                                  |                                    |                                  |        |
|--|--|----------------------------------|------------------------------|---------------------------------|------------------------------|---------------------------------|------------------------------|----------------------------------|------------------------------|----------------------------------|------------------------------|---------------------------------|------------------------------|---------------------------------|------------------------------|---------------------------------|------------------------------|---------------------------------|----------------------------------|------------------------------------|----------------------------------|--------|
| Tim Raines, S<br>OBP: 0.439, SLG: 0.462      | 4-3  | 4-3                              |                              | K                               |                              | F7                              |                              | L9                               |                              | 5                                | 0                            | 0                               | 0                            | 0                               | 1                            | 2                               |                              |                                 |                                  |                                    |                                  |        |
| Rodney Scott, S<br>OBP: 0.347, SLG: 0.225    | BB 1B BB   |                                  | 4-3                          |                                 | WP 1B BB                     |                                 |                              | 6-3                              |                              | 2                                | 2                            | 0                               | 0                            | 3                               | 0                            | 0                               |                              |                                 |                                  |                                    |                                  |        |
| Andre Dawson, R<br>OBP: 0.371, SLG: 0.593    | BB 1B BB   |                                  |                              | HR                              | E5 BB 1B BB                  | F9                              |                              | HR                               |                              | 4                                | 4                            | 2                               | 2                            | 1                               | 0                            | 2                               |                              |                                 |                                  |                                    |                                  |        |
| Gary Carter, R<br>OBP: 0.333, SLG: 0.409     | BB 1B BB   |                                  | P6                           |                                 | BB BB 1B                     | 6-3                             |                              | 1B                               |                              | 4                                | 0                            | 2                               | 1                            | 1                               | 0                            | 1                               |                              |                                 |                                  |                                    |                                  |        |
| Willie Montanez, L<br>OBP: 0.258, SLG: 0.207 | 1-2 2-H 3-H 1B   |                                  | F8                           |                                 | BB BB                        |                                 | F9                           | F7                               |                              | 4                                | 0                            | 1                               | 2                            | 1                               | 0                            | 1                               |                              |                                 |                                  |                                    |                                  |        |
| Tim Lincecum, R<br>OBP: 0.309, SLG: 0.367    | K  |                                  |                              | FC1-5 BB 1B                     | P5                           |                                 | F7                           | K                                |                              | 5                                | 0                            | 1                               | 0                            | 0                               | 2                            | 6                               |                              |                                 |                                  |                                    |                                  |        |
| Larry Parrish, R<br>OBP: 0.246, SLG: 0.265   | F8   |                                  |                              | K                               | F7                           |                                 | 6-3                          |                                  |                              | 4                                | 0                            | 0                               | 0                            | 0                               | 1                            | 6                               |                              |                                 |                                  |                                    |                                  |        |
| Chris Speier, R<br>OBP: 0.326, SLG: 0.319    |  | F9                               |                              | FC1-5 BB                        |                              |                                 |                              | K                                |                              | 2                                | 0                            | 0                               | 1                            | 2                               | 1                            | 0                               |                              |                                 |                                  |                                    |                                  |        |
| Steve Rogers, R<br>OBP: 0.125, SLG: 0.045    | K  |                                  |                              | FC1-5                           | K                            |                                 | L4                           |                                  |                              | 4                                | 0                            | 0                               | 0                            | 0                               | 2                            | 5                               |                              |                                 |                                  |                                    |                                  |        |
| <b>Inning Stats</b>                          | R: 2<br>E: 0<br>K: 1<br>S: 6                           | H: 1<br>LOB: 2<br>BB: 3<br>P: 18 | R: 0<br>E: 0<br>K: 1<br>S: 5 | H: 0<br>LOB: 0<br>BB: 0<br>P: 5 | R: 1<br>E: 0<br>K: 0<br>S: 4 | H: 1<br>LOB: 0<br>BB: 0<br>P: 4 | R: 0<br>E: 0<br>K: 2<br>S: 8 | H: 1<br>LOB: 2<br>BB: 1<br>P: 12 | R: 2<br>E: 1<br>K: 1<br>S: 7 | H: 1<br>LOB: 3<br>BB: 0<br>P: 19 | R: 0<br>E: 0<br>K: 0<br>S: 3 | H: 0<br>LOB: 1<br>BB: 1<br>P: 7 | R: 0<br>E: 0<br>K: 0<br>S: 3 | H: 0<br>LOB: 0<br>BB: 0<br>P: 3 | R: 0<br>E: 0<br>K: 1<br>S: 5 | H: 0<br>LOB: 0<br>BB: 0<br>P: 5 | R: 1<br>E: 0<br>K: 1<br>S: 7 | H: 2<br>LOB: 1<br>BB: 0<br>P: 7 | 1B: 4<br>2B: 0<br>3B: 0<br>HR: 2 | SF: 0<br>SAC: 0<br>DP: 0<br>HBP: 0 | WP: 1<br>PB: 0<br>SB: 2<br>CS: 0 | PA: 42 |
| <b>PITCHER</b>                               | IP WLS BF H R ER SO BB IBB HBP BLK WP HR S P ERA WHIP  |                                  |                              |                                 |                              |                                 |                              |                                  |                              |                                  |                              |                                 |                              |                                 |                              |                                 |                              |                                 |                                  |                                    |                                  |        |
| Steve Mura, R<br>ERA: 3.68                   | (1, 1) 4.0 L 22 4 5 4 4 5 0 0 0 0 1 1 25 45 9.00 2.250 |                                  |                              |                                 |                              |                                 |                              |                                  |                              |                                  |                              |                                 |                              |                                 |                              |                                 |                              |                                 |                                  |                                    |                                  |        |
| John Curtis, L<br>ERA: 6.3                   | (5, 1) 0.0 0 0 0 0 0 1 0 0 0 0 0 0 0 4 ∞ ∞             |                                  |                              |                                 |                              |                                 |                              |                                  |                              |                                  |                              |                                 |                              |                                 |                              |                                 |                              |                                 |                                  |                                    |                                  |        |
| John Ureca, R<br>ERA: 0.38                   | (5, 1) 2.0 8 0 0 0 1 2 0 0 0 0 0 0 8 16 0.00 1.000     |                                  |                              |                                 |                              |                                 |                              |                                  |                              |                                  |                              |                                 |                              |                                 |                              |                                 |                              |                                 |                                  |                                    |                                  |        |
| John Littlefield, R<br>ERA: 4.97             | (7, 1) 3.0 11 2 1 1 2 0 0 0 0 0 0 1 15 15 3.00 0.667   |                                  |                              |                                 |                              |                                 |                              |                                  |                              |                                  |                              |                                 |                              |                                 |                              |                                 |                              |                                 |                                  |                                    |                                  |        |

Montreal Expos @ San Diego Padres  
Jack Murphy Stadium, San Diego, CA  
Wed May 20 1981, 10:05 PM EDT  
Att: 9,336 - Unknown

|     |    |
|-----|----|
| AB  | 34 |
| R   | 6  |
| H   | 6  |
| RBI | 6  |
| BB  | 8  |
| SO  | 7  |
| LOB | 23 |



| Batter   | 1  | 2                                | 3                            | 4                               | 5                            | 6                               | 7                            | 8                               | 9                            | AB                              | R                            | H                               | RBI                          | BB                              | SO                           | LOB                             | BOTTOM                       |                                 |                                  |                                    |                                  |        |
|--|--|----------------------------------|------------------------------|---------------------------------|------------------------------|---------------------------------|------------------------------|---------------------------------|------------------------------|---------------------------------|------------------------------|---------------------------------|------------------------------|---------------------------------|------------------------------|---------------------------------|------------------------------|---------------------------------|----------------------------------|------------------------------------|----------------------------------|--------|
| Ozzie Smith, S<br>OBP: 0.313, SLG: 0.261       | 6-3 S BB   |                                  | 2B 3-1 BB                    | 1-3                             |                              |                                 | 1B                           |                                 | 3-1 1B                       | 3                               | 1                            | 2                               | 0                            | 2                               | 0                            | 1                               |                              |                                 |                                  |                                    |                                  |        |
| Ruppert Jones, L<br>OBP: 0.300, SLG: 0.324     | 6-3 BB   |                                  | 3-1 2B                       |                                 | L7                           |                                 | F9                           |                                 | 3-1                          | 4                               | 0                            | 1                               | 0                            | 1                               | 0                            | 3                               |                              |                                 |                                  |                                    |                                  |        |
| Gene Richards, L<br>OBP: 0.335, SLG: 0.333     | K  |                                  | 3-1                          |                                 |                              |                                 | F8                           |                                 | P7                           | 4                               | 0                            | 0                               | 1                            | 1                               | 1                            | 6                               |                              |                                 |                                  |                                    |                                  |        |
| Terry Kennedy, L<br>OBP: 0.326, SLG: 0.348     | 6-3  |                                  | L4                           |                                 | F8                           |                                 | 4-1                          |                                 |                              | 4                               | 0                            | 0                               | 0                            | 0                               | 0                            | 5                               |                              |                                 |                                  |                                    |                                  |        |
| Broderick Perkins, L<br>OBP: 0.384, SLG: 0.559 | 4-3  |                                  | 1-3                          |                                 | 3-1                          |                                 |                              |                                 | 1-4-3                        | 4                               | 0                            | 0                               | 0                            | 0                               | 0                            | 4                               |                              |                                 |                                  |                                    |                                  |        |
| Joe Lefebvre, L<br>OBP: 0.314, SLG: 0.408      |  | K                                |                              |                                 | F8                           |                                 | P4                           |                                 | F5                           | 4                               | 0                            | 0                               | 0                            | 0                               | 1                            | 0                               |                              |                                 |                                  |                                    |                                  |        |
| Barry Evans, R<br>OBP: 0.391, SLG: 0.375       |  | 4-3 1B                           |                              | 2B 1B                           |                              |                                 | FC3-6 1B                     |                                 | F9                           | 4                               | 1                            | 3                               | 0                            | 0                               | 0                            | 0                               |                              |                                 |                                  |                                    |                                  |        |
| Tim Flannery, L<br>OBP: 0.500, SLG: 0.625      |  | 4-3                              |                              | 1-H 2B                          |                              | FC3-6                           |                              |                                 | 3-1 1B 1B                    | 4                               | 0                            | 2                               | 1                            | 0                               | 0                            | 2                               |                              |                                 |                                  |                                    |                                  |        |
| Steve Mura, R<br>ERA: 0.53                     | (1, 1) 9.0 W 39 8 2 2 3 4 0 0 0 0 0 0 41 57 2.00 1.333 |                                  |                              |                                 |                              |                                 |                              |                                 |                              |                                 |                              |                                 |                              |                                 |                              |                                 |                              |                                 |                                  |                                    |                                  |        |
| John Curtis, L<br>ERA: 0.91                    | (5, 1) 0.0 0 0 0 0 0 1 0 0 0 0 0 0 4 ∞ ∞               |                                  |                              |                                 |                              |                                 |                              |                                 |                              |                                 |                              |                                 |                              |                                 |                              |                                 |                              |                                 |                                  |                                    |                                  |        |
| John Ureca, R<br>ERA: 0.29                     | (5, 1) 2.0 8 0 0 0 1 2 0 0 0 0 0 0 8 16 0.00 1.000     |                                  |                              |                                 |                              |                                 |                              |                                 |                              |                                 |                              |                                 |                              |                                 |                              |                                 |                              |                                 |                                  |                                    |                                  |        |
| Randy Esch, L<br>ERA: 0.29                     | (6, PH) 0.0 0 0 0 0 0 0 0 0 0 0 0 0 0 0 0 0 0          |                                  |                              |                                 |                              |                                 |                              |                                 |                              |                                 |                              |                                 |                              |                                 |                              |                                 |                              |                                 |                                  |                                    |                                  |        |
| John Littlefield, R<br>ERA: 0.317              | (7, 1) 3.0 11 2 1 1 2 0 0 0 0 0 0 1 15 15 3.00 0.667   |                                  |                              |                                 |                              |                                 |                              |                                 |                              |                                 |                              |                                 |                              |                                 |                              |                                 |                              |                                 |                                  |                                    |                                  |        |
| Luis Salazar, R<br>ERA: 0.306                  | (9, PH) 0.0 0 0 0 0 0 0 0 0 0 0 0 0 0 0 0 0 0          |                                  |                              |                                 |                              |                                 |                              |                                 |                              |                                 |                              |                                 |                              |                                 |                              |                                 |                              |                                 |                                  |                                    |                                  |        |
| <b>Inning Stats</b>                            | R: 0<br>E: 0<br>K: 1<br>S: 5                           | H: 0<br>LOB: 2<br>BB: 2<br>P: 13 | R: 0<br>E: 0<br>K: 1<br>S: 6 | H: 1<br>LOB: 1<br>BB: 0<br>P: 6 | R: 1<br>E: 0<br>K: 0<br>S: 4 | H: 1<br>LOB: 1<br>BB: 1<br>P: 8 | R: 1<br>E: 0<br>K: 1<br>S: 7 | H: 2<br>LOB: 1<br>BB: 0<br>P: 7 | R: 0<br>E: 0<br>K: 0<br>S: 3 | H: 0<br>LOB: 1<br>BB: 1<br>P: 7 | R: 0<br>E: 0<br>K: 0<br>S: 4 | H: 1<br>LOB: 1<br>BB: 0<br>P: 4 | R: 0<br>E: 0<br>K: 0<br>S: 4 | H: 1<br>LOB: 1<br>BB: 0<br>P: 4 | R: 0<br>E: 0<br>K: 0<br>S: 3 | H: 0<br>LOB: 2<br>BB: 0<br>P: 3 | R: 0<br>E: 0<br>K: 0<br>S: 5 | H: 2<br>LOB: 2<br>BB: 0<br>P: 5 | 1B: 6<br>2B: 2<br>3B: 0<br>HR: 0 | SF: 0<br>SAC: 0<br>DP: 0<br>HBP: 0 | WP: 0<br>PB: 0<br>SB: 1<br>CS: 0 | PA: 39 |
| <b>PITCHER</b>                                 | IP WLS BF H R ER SO BB IBB HBP BLK WP HR S P ERA WHIP  |                                  |                              |                                 |                              |                                 |                              |                                 |                              |                                 |                              |                                 |                              |                                 |                              |                                 |                              |                                 |                                  |                                    |                                  |        |
| Steve Rogers, R<br>ERA: 5.15                   | (1, 1) 9.0 W 39 8 2 2 3 4 0 0 0 0 0 0 41 57 2.00 1.333 |                                  |                              |                                 |                              |                                 |                              |                                 |                              |                                 |                              |                                 |                              |                                 |                              |                                 |                              |                                 |                                  |                                    |                                  |        |

Montreal Expos @ San Diego Padres  
Jack Murphy Stadium, San Diego, CA  
Wed May 20 1981, 10:05 PM EDT  
Att: 9,336 - Unknown

|     |    |
|-----|----|
| AB  | 35 |
| R   | 2  |
| H   | 8  |
| RBI | 2  |
| BB  | 4  |
| SO  | 3  |
| LOB | 25 |



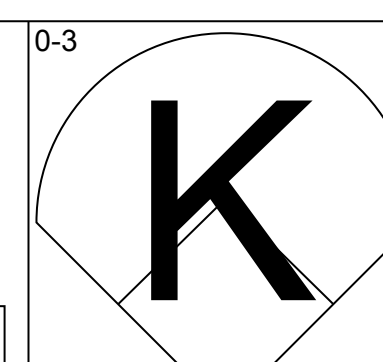
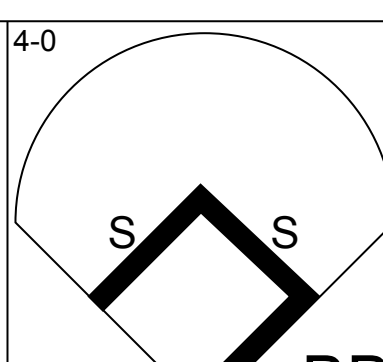
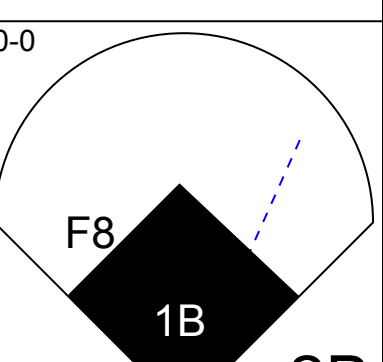
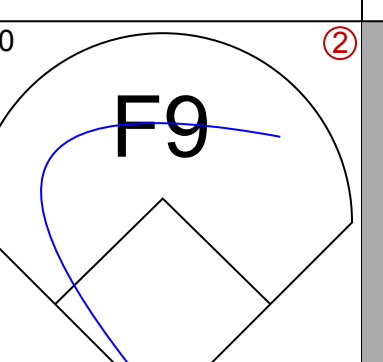
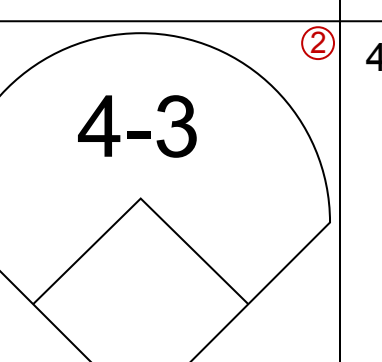
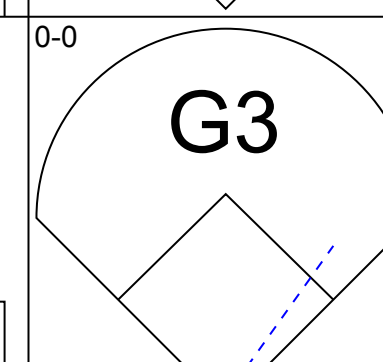
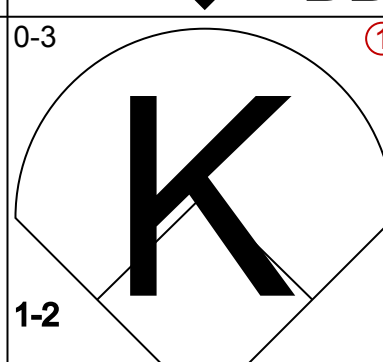
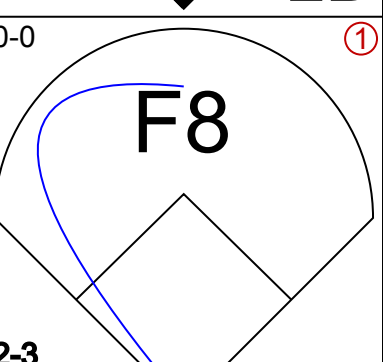
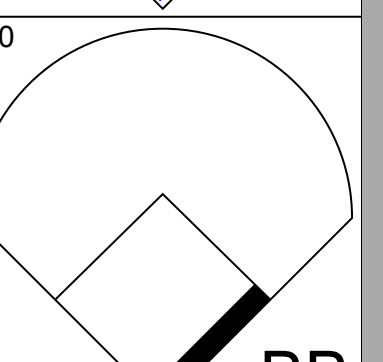

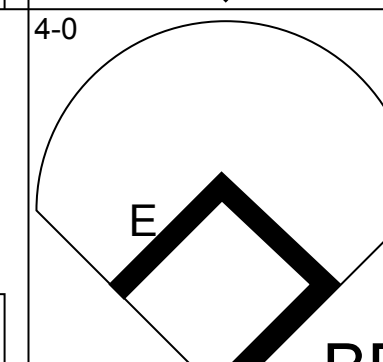
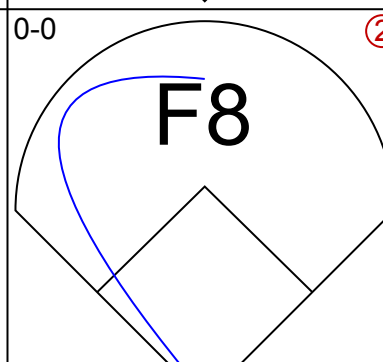
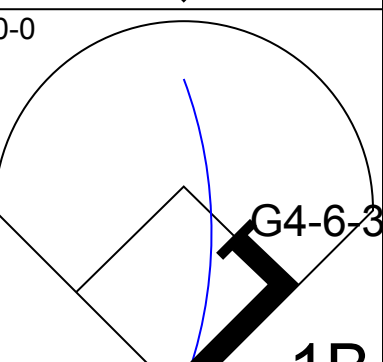
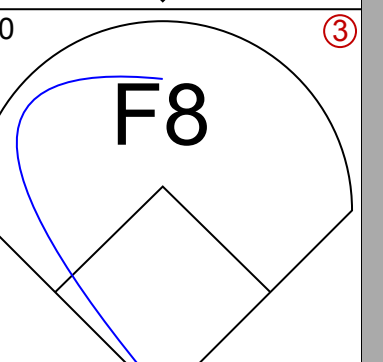
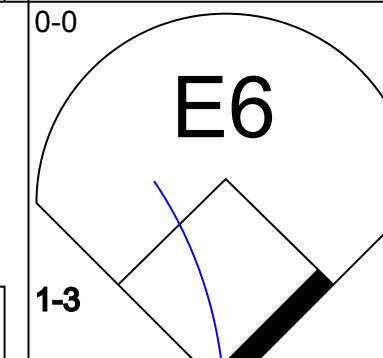
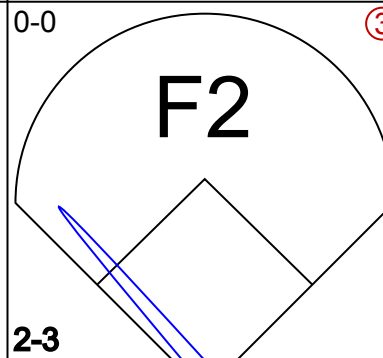
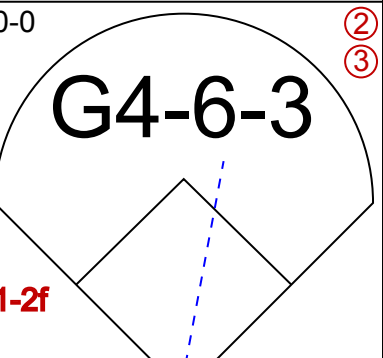

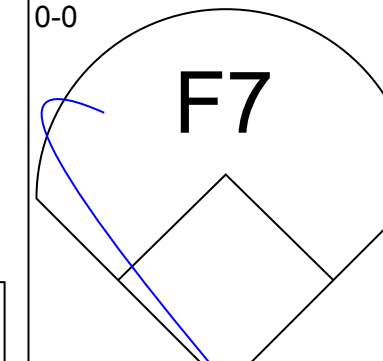
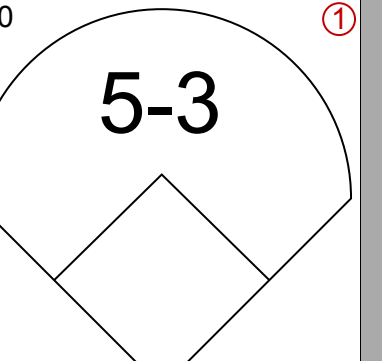
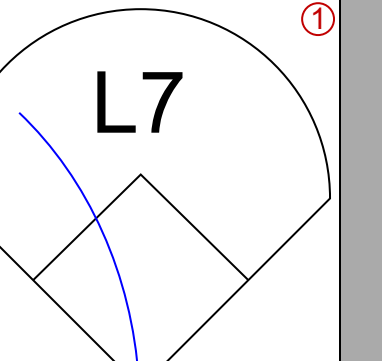
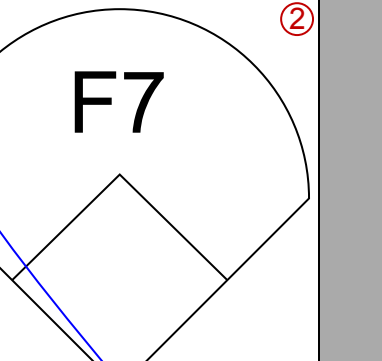
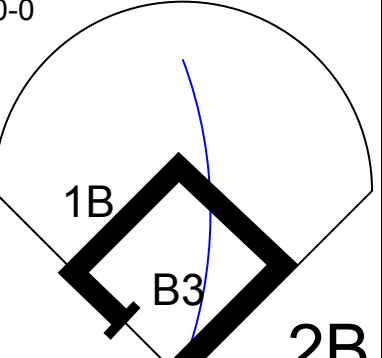

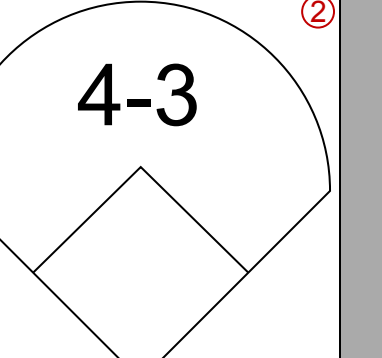
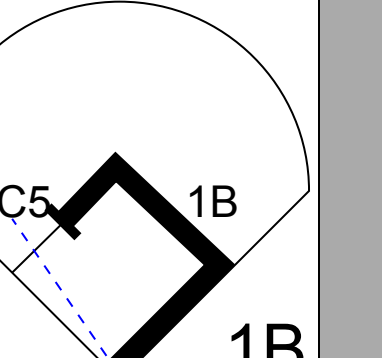
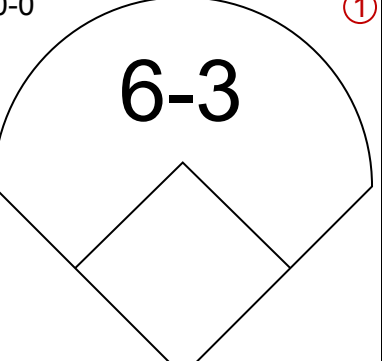
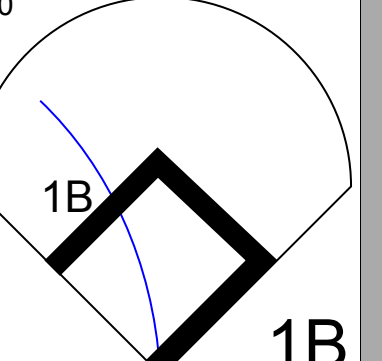
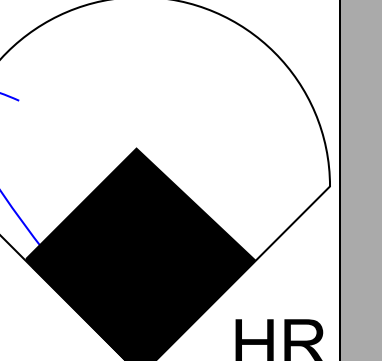
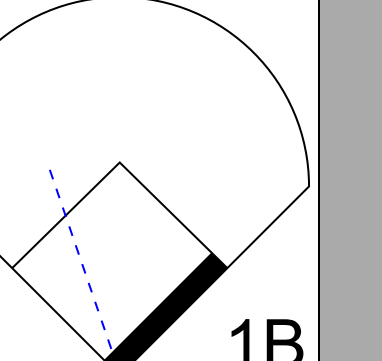
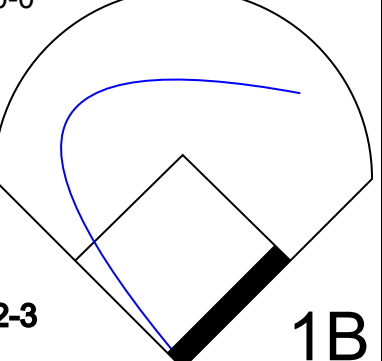
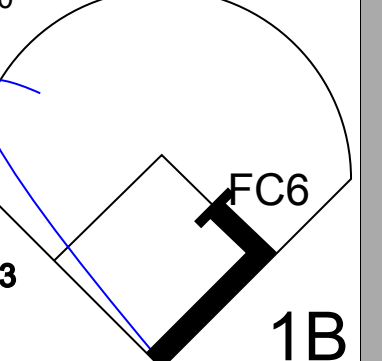
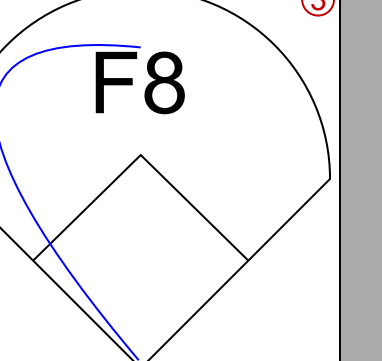
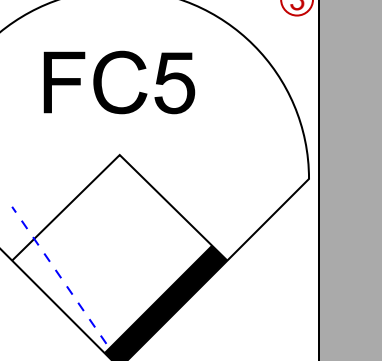
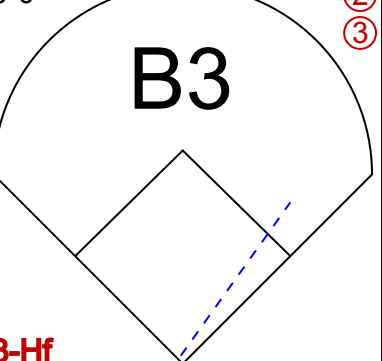
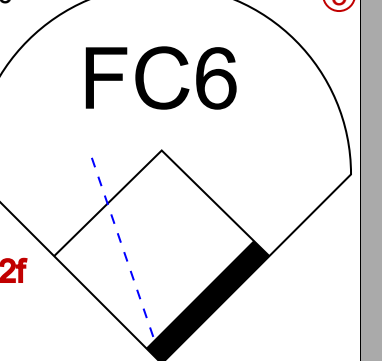
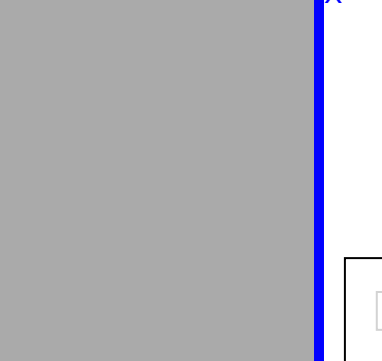






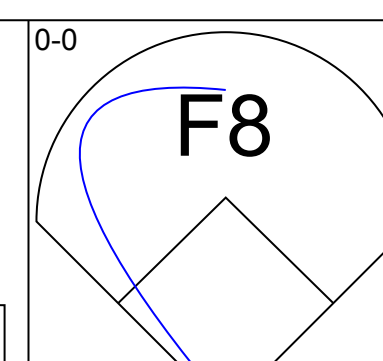
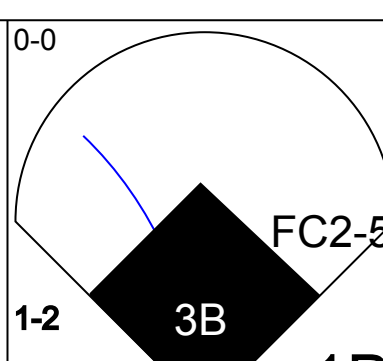
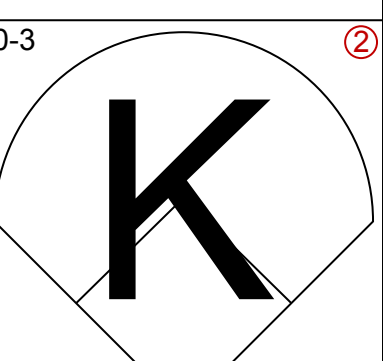
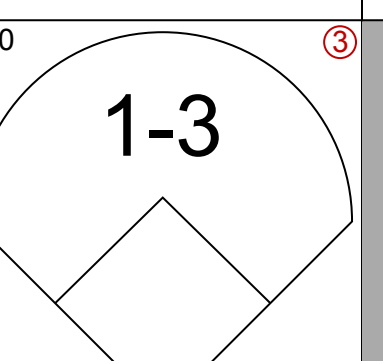
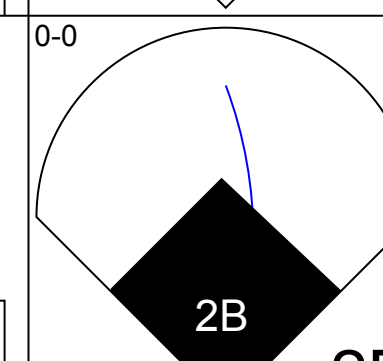
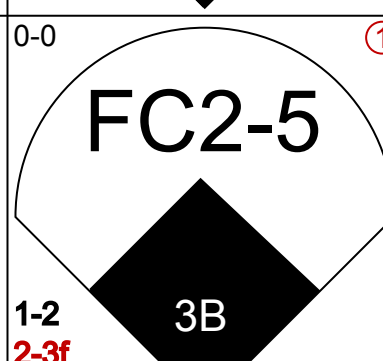
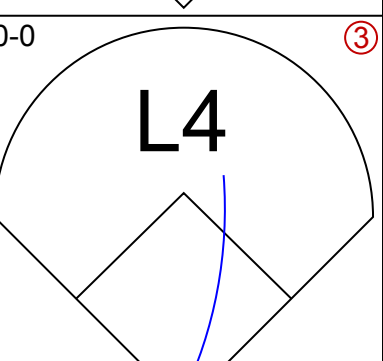
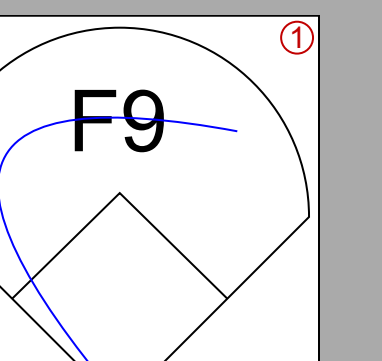
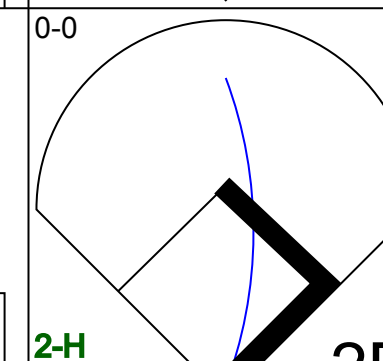
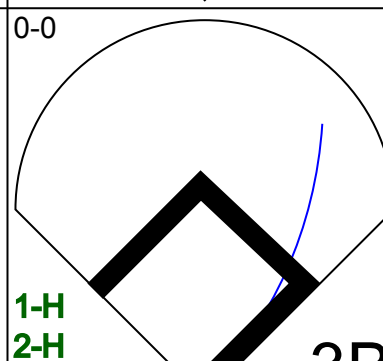
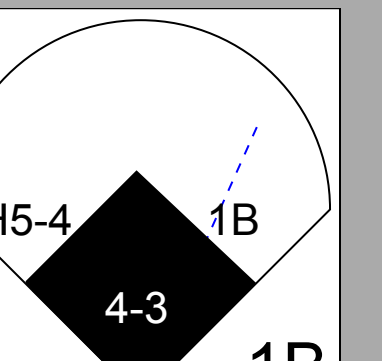
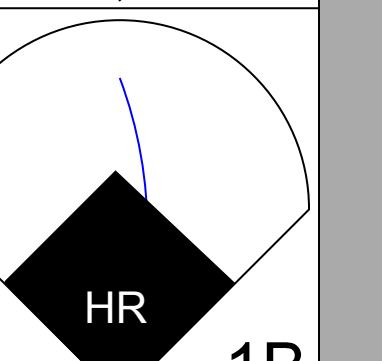
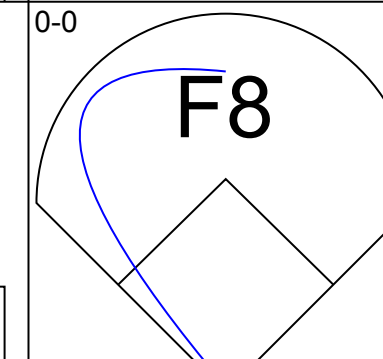
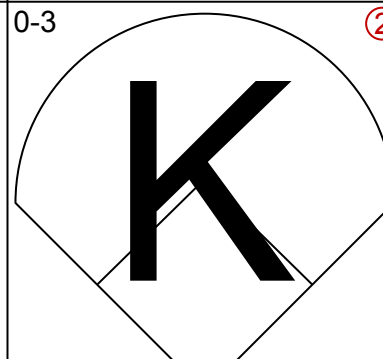
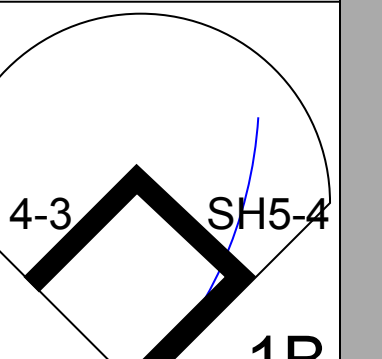
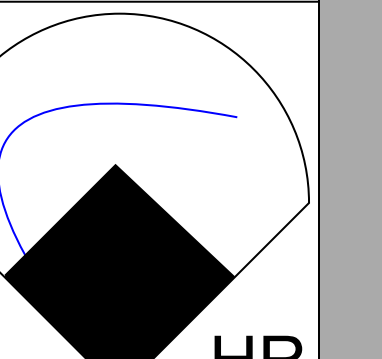
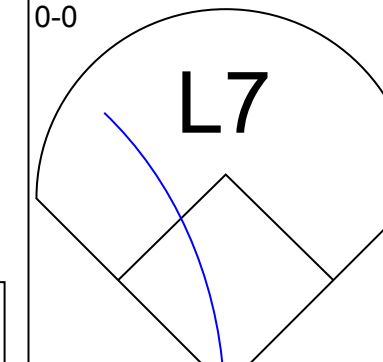
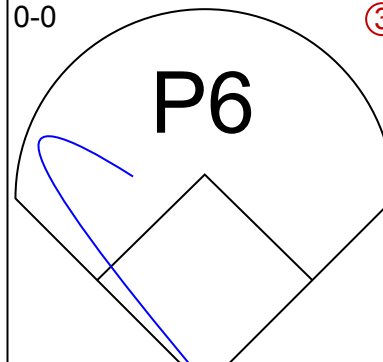
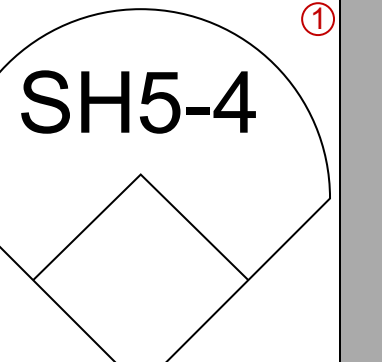
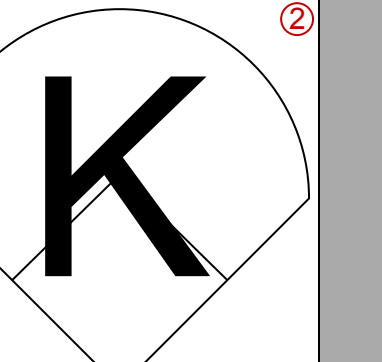
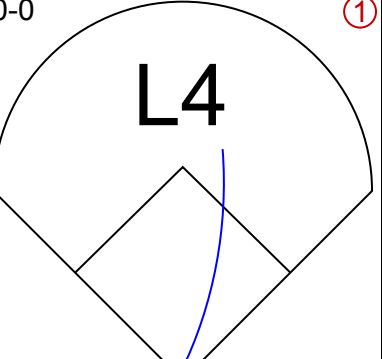
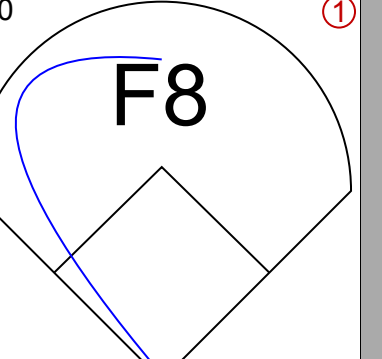
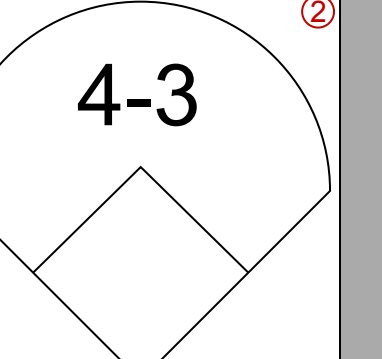
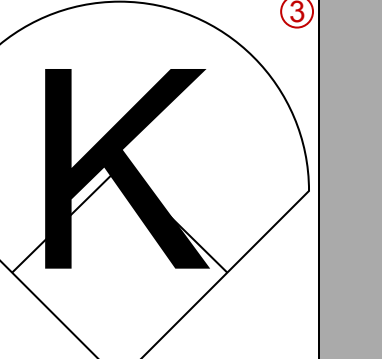
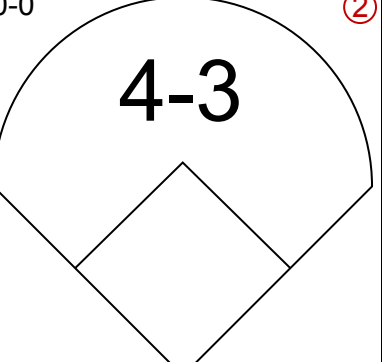
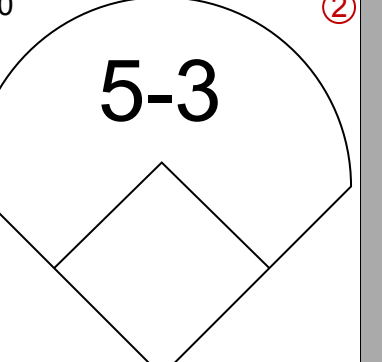
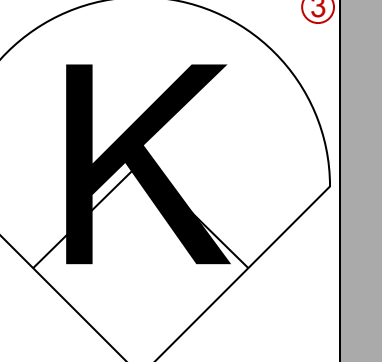
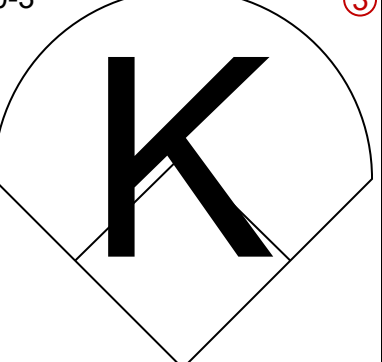
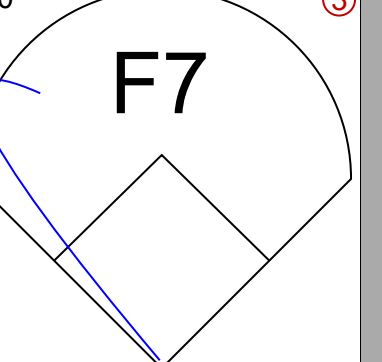

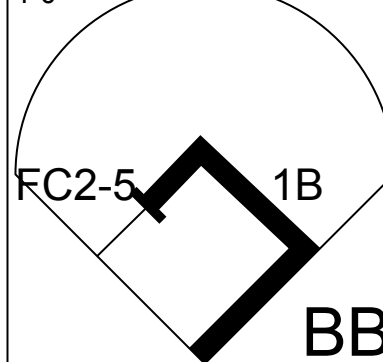
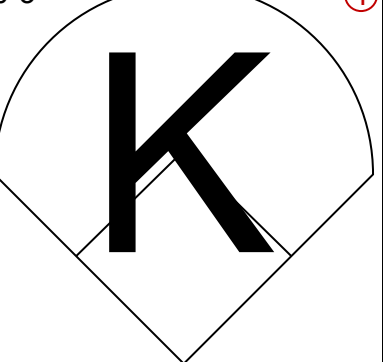





| Batter  | 1   | 2   | 3   | 4   | 5  | 6  | 7   | 8                               | 9   | AB                              | R                            | H                               | RBI                          | BB                              | SO                           | LOB                             | TOP   |                                    |                                  |        |
|---|---|---|---|---|--|--|---|---------------------------------|---|---------------------------------|------------------------------|---------------------------------|------------------------------|---------------------------------|------------------------------|---------------------------------|---|------------------------------------|----------------------------------|--------|
| Tim Raines, S<br>OBP: 0.442, SLG: 0.483<br>(1, 7)       |   |   |   |   |   |  |   |                                 |     | 4                               | 1                            | 1                               | 0                            | 1                               | 1                            | 0                               | <b>Montreal Expos @ Chicago Cubs</b><br>Wrigley Field, Chicago, IL<br>Sun May 24 1981, 3:33 AM CDT<br>Att: 10,821 - Cloudy - 74 F |                                    |                                  |        |
| Rodney Scott, S<br>OBP: 0.331, SLG: 0.233<br>(1, 4)     |  |   |  |   |  |  |  |                                 |    | 4                               | 0                            | 0                               | 0                            | 1                               | 1                            | 2                               |   |                                    |                                  |        |
| Andre Dawson, R<br>OBP: 0.396, SLG: 0.616<br>(1, 8)     |  |   |  |   |  |  |  |                                 |   | 3                               | 0                            | 1                               | 1                            | 1                               | 0                            | 2                               |   |                                    |                                  |        |
| Willie Montanez, L<br>OBP: 0.209, SLG: 0.171<br>(1, 3)  |  |   |  |   |  |  |   |                                 |    | 4                               | 0                            | 0                               | 0                            | 0                               | 0                            | 3                               |   |                                    |                                  |        |
| Gary Carter, R<br>OBP: 0.325, SLG: 0.384<br>(1, 2)      |  |   |   |    |  |   |   |                                 |    | 4                               | 0                            | 0                               | 0                            | 0                               | 0                            | 2                               |   |                                    |                                  |        |
| Warren Cromartie, L<br>OBP: 0.313, SLG: 0.390<br>(1, 9) |   |    |   |    |  |   |   |                                 |    | 4                               | 0                            | 2                               | 0                            | 0                               | 1                            | 0                               |   |                                    |                                  |        |
| Tim Wallach, R<br>OBP: 0.333, SLG: 0.417<br>(1, 5)      |   |    |   |    |  |   |   |                                 |    | 4                               | 1                            | 3                               | 1                            | 0                               | 0                            | 1                               |   |                                    |                                  |        |
| Chris Speier, R<br>OBP: 0.340, SLG: 0.347<br>(1, 6)     |   |   |   |   |  |  |   |                                 |   | 4                               | 0                            | 2                               | 0                            | 0                               | 0                            | 2                               |   |                                    |                                  |        |
| Scott Sanderson, R<br>OBP: 0.294, SLG: 0.333<br>(1, 1)  |   |  |   |  |  |  |   |                                 |  | 2                               | 0                            | 0                               | 0                            | 0                               | 0                            | 4                               |   |                                    |                                  |        |
| Tom Hutton, L<br>OBP: 0.250, SLG: 0.162<br>(7, PH)      |   |   |   |   |  |  |   |                                 |   | 1                               | 0                            | 0                               | 0                            | 0                               | 0                            | 0                               |   |                                    |                                  |        |
| Elias Sosa, R<br>OBP: 1.000, SLG: 1.000<br>(7, 1)       |   |   |   |   |  |  |   |                                 |   | 0                               | 0                            | 0                               | 0                            | 0                               | 0                            | 0                               |   |                                    |                                  |        |
| Chris Smith, S<br>OBP: 0.000, SLG: 0.000<br>(9, PH)     |   |   |   |   |  |  |   |                                 |   | 1                               | 0                            | 0                               | 0                            | 0                               | 0                            | 0                               |   |                                    |                                  |        |
| <b>Inning Stats</b>                                     | R: 0<br>E: 1<br>K: 1<br>S: 6  | H: 0<br>LOB: 2<br>BB: 1<br>P: 10  | R: 0<br>E: 0<br>K: 0<br>S: 4  | H: 2<br>LOB: 1<br>BB: 0<br>P: 4   | R: 0<br>E: 0<br>K: 1<br>S: 5   | H: 0<br>LOB: 1<br>BB: 1<br>P: 9  | R: 0<br>E: 0<br>K: 1<br>S: 7  | H: 2<br>LOB: 2<br>BB: 0<br>P: 7 | R: 1<br>E: 0<br>K: 0<br>S: 4  | H: 1<br>LOB: 0<br>BB: 0<br>P: 4 | R: 0<br>E: 0<br>K: 0<br>S: 3 | H: 0<br>LOB: 1<br>BB: 1<br>P: 7 | R: 0<br>E: 0<br>K: 0<br>S: 5 | H: 2<br>LOB: 2<br>BB: 0<br>P: 5 | R: 0<br>E: 0<br>K: 0<br>S: 3 | H: 0<br>LOB: 0<br>BB: 0<br>P: 3 | 1B: 6<br>2B: 3<br>3B: 0<br>HR: 1  | SF: 0<br>SAC: 0<br>DP: 2<br>HBP: 0 | WP: 0<br>PB: 0<br>SB: 2<br>CS: 0 | PA: 38 |
| <b>PITCHER</b>  | IP WLS BF H R ER SO BB IBB HBP BLK WP HR S P ERA WHIP                             |   |   |   |  |  |   |                                 |   |                                 |                              |                                 |                              |                                 |                              |                                 |   |                                    |                                  |        |
| Bill Caudill, R<br>ERA: 4.21<br>(1, 1)                  | 7.2 W 33 8 2 2 3 3 0 0 0 0 0 1 36 48 2.35 1.435                                   |   |   |   |  |  |   |                                 |   |                                 |                              |                                 |                              |                                 |                              |                                 |   |                                    |                                  |        |
| Dick Tidrow, R<br>ERA: 4.45<br>(8, 1)                   | 1.1 S 5 1 0 0 0 0 0 0 0 0 0 0 5 5 0.00 0.750                                      |   |   |   |  |  |   |                                 |   |                                 |                              |                                 |                              |                                 |                              |                                 |   |                                    |                                  |        |

|     |    |
|-----|----|
| AB  | 35 |
| R   | 2  |
| H   | 9  |
| RBI | 2  |
| BB  | 3  |
| SO  | 3  |
| LOB | 16 |



| Batter   | 1   | 2   | 3   | 4                               | 5  | 6   | 7   | 8   | 9   | AB                              | R                            | H                               | RBI                          | BB                              | SO                           | LOB                             | BOTTOM  |                                    |                                  |        |
|--|---|---|---|---------------------------------|--|---|---|---|---|---------------------------------|------------------------------|---------------------------------|------------------------------|---------------------------------|------------------------------|---------------------------------|---|------------------------------------|----------------------------------|--------|
| Ivan De Jesus, R<br>OBP: 0.255, SLG: 0.174<br>(1, 6)   |  |   |  |                                 |  |   |  |   |   | 4                               | 1                            | 1                               | 0                            | 0                               | 1                            | 0                               | <b>Montreal Expos @ Chicago Cubs</b><br>Wrigley Field, Chicago, IL<br>Sun May 24 1981, 3:33 AM CDT<br>Att: 10,821 - Cloudy - 74 F |                                    |                                  |        |
| Joe Strain, R<br>OBP: 0.275, SLG: 0.234<br>(1, 4)      |  |   |  |                                 |  |   |   |  | 4   | 2                               | 1                            | 0                               | 0                            | 0                               | 2                            |                                 |   |                                    |                                  |        |
| Bill Buckner, L<br>OBP: 0.338, SLG: 0.493<br>(3, PR)   |   |   |   |                                 |  |   |   |   |   | 2                               | 0                            | 2                               | 3                            | 0                               | 0                            | 0                               |   |                                    |                                  |        |
| Scott Thompson, L<br>OBP: 0.228, SLG: 0.238<br>(4, 9)  |  |   |  |                                 |  |  |   |   |  | 2                               | 2                            | 2                               | 0                            | 0                               | 0                            | 0                               |   |                                    |                                  |        |
| Leon Durham, L<br>OBP: 0.336, SLG: 0.467<br>(1, 9)     |  |   |  |                                 |  |  |   |   |  | 4                               | 1                            | 2                               | 2                            | 0                               | 1                            | 2                               |   |                                    |                                  |        |
| Steve Henderson, R<br>OBP: 0.363, SLG: 0.357<br>(1, 7) |  |   |  |                                 |  |  |   |   |  | 3                               | 0                            | 0                               | 0                            | 0                               | 1                            | 2                               |   |                                    |                                  |        |
| Jerry Morales, R<br>OBP: 0.341, SLG: 0.308<br>(1, 8)   |   |  |   |                                 |   |   |  |   |  | 4                               | 0                            | 0                               | 1                            | 0                               | 1                            | 1                               |   |                                    |                                  |        |
| Ken Reitz, R<br>OBP: 0.250, SLG: 0.304<br>(1, 5)       |   |  |   |                                 |   |   |  |   |   | 3                               | 0                            | 0                               | 0                            | 0                               | 1                            | 1                               |   |                                    |                                  |        |
| Tim Blackwell, S<br>OBP: 0.289, SLG: 0.277<br>(1, 2)   |   |  |   |                                 |   |   |   |   |  | 3                               | 0                            | 0                               | 0                            | 0                               | 1                            | 0                               |   |                                    |                                  |        |
| Bill Caudill, R<br>OBP: 0.250, SLG: 0.100<br>(1, 1)    |   |   |  |                                 |  |   |   |   |  | 2                               | 0                            | 0                               | 0                            | 1                               | 1                            | 0                               |   |                                    |                                  |        |
| Dick Tidrow, R<br>(8, 1)                               |   |   |   |                                 |  |   |   |   |   | 0                               | 0                            | 0                               | 0                            | 0                               | 0                            | 0                               |   |                                    |                                  |        |
| <b>Inning Stats</b>                                    | R: 1<br>E: 0<br>K: 0<br>S: 5  | H: 2<br>LOB: 0<br>BB: 0<br>P: 5   | R: 0<br>E: 0<br>K: 1<br>S: 5  | H: 0<br>LOB: 0<br>BB: 0<br>P: 5 | R: 2<br>E: 0<br>K: 1<br>S: 7   | H: 2<br>LOB: 1<br>BB: 1<br>P: 11  | R: 0<br>E: 0<br>K: 0<br>S: 3  | H: 0<br>LOB: 0<br>BB: 0<br>P: 3   | R: 0<br>E: 0<br>K: 2<br>S: 7  | H: 0<br>LOB: 0<br>BB: 0<br>P: 7 | R: 1<br>E: 0<br>K: 1<br>S: 7 | H: 2<br>LOB: 1<br>BB: 0<br>P: 7 | R: 0<br>E: 0<br>K: 0<br>S: 3 | H: 0<br>LOB: 0<br>BB: 0<br>P: 3 | R: 2<br>E: 0<br>K: 2<br>S: 9 | H: 2<br>LOB: 0<br>BB: 0<br>P: 9 | 1B: 4<br>2B: 2<br>3B: 1<br>HR: 1  | SF: 0<br>SAC: 1<br>DP: 0<br>HBP: 0 | WP: 0<br>PB: 0<br>SB: 0<br>CS: 0 | PA: 33 |
| <b>PITCHER</b>   | IP WLS BF H R ER SO BB IBB HBP BLK WP HR S P ERA WHIP                               |   |   |                                 |  |   |   |   |   |                                 |                              |                                 |                              |                                 |                              |                                 |   |                                    |                                  |        |
| Scott Sanderson, R<br>ERA: 2.41<br>(1, 1)              | 6.0 L 25 6 4 4 5 1 0 0 0 0 0 0 34 38 6.00 1.167                                     |   |   |                                 |  |   |   |   |   |                                 |                              |                                 |                              |                                 |                              |                                 |   |                                    |                                  |        |
| Elias Sosa, R<br>ERA: 2.77<br>(7, 1)                   | 2.0 8 2 2 2 2 0 0 0 0 0 0 1 12 12 9.00 1.000  |   |   |                                 |  |   |   |   |   |                                 |                              |                                 |                              |                                 |                              |                                 |   |                                    |                                  |        |

|     |    |
|-----|----|
| AB  | 31 |
| R   | 6  |
| H   | 8  |
| RBI | 6  |
| BB  | 1  |
| SO  | 7  |
| LOB | 8  |





| Batter   | 1   | 2                               | 3                            | 4                               | 5                            | 6                               | 7                            | 8                               | 9                            | AB                              | R                            | H                               | RBI                          | BB                              | SO                           | LOB                             | TOP  |                                 |                                  |                                    |                                  |        |
|--|---|---------------------------------|------------------------------|---------------------------------|------------------------------|---------------------------------|------------------------------|---------------------------------|------------------------------|---------------------------------|------------------------------|---------------------------------|------------------------------|---------------------------------|------------------------------|---------------------------------|--|---------------------------------|----------------------------------|------------------------------------|----------------------------------|--------|
| Tom Herr, S<br>OBP: 0.345, SLG: 0.400 (1,4)  |   |                                 |                              |                                 |                              |                                 |                              |                                 |                              | 5                               | 0                            | 1                               | 0                            | 0                               | 0                            | 3                               | <b>St. Louis Cardinals @ Montreal Expos</b><br>Olympic Stadium, Montreal, QB<br>Mon May 25 1981, 7:05 PM EDT<br>Att. 24,490 - Cloudy |                                 |                                  |                                    |                                  |        |
| Tony Scott, S<br>OBP: 0.286, SLG: 0.355 (1,8)  |   |                                 |                              |                                 |                              |                                 |                              |                                 |                              | 4                               | 0                            | 2                               | 1                            | 0                               | 0                            | 0                               |  |                                 |                                  |                                    |                                  |        |
| Garry Templeton, S<br>OBP: 0.303, SLG: 0.417 (1,6)   |   |                                 |                              |                                 |                              |                                 |                              |                                 |                              | 4                               | 0                            | 0                               | 0                            | 0                               | 0                            | 3                               |  |                                 |                                  |                                    |                                  |        |
| Keith Hernandez, L<br>OBP: 0.422, SLG: 0.504 (1,3)   |   |                                 |                              |                                 |                              |                                 |                              |                                 |                              | 3                               | 1                            | 1                               | 0                            | 1                               | 0                            | 0                               |  |                                 |                                  |                                    |                                  |        |
| George Hendrick, R<br>OBP: 0.361, SLG: 0.485 (1,9)   |   |                                 |                              |                                 |                              |                                 |                              |                                 |                              | 4                               | 1                            | 2                               | 1                            | 0                               | 0                            | 1                               |  |                                 |                                  |                                    |                                  |        |
| Ken Oberkfell, L<br>OBP: 0.356, SLG: 0.359 (1,5)   |   |                                 |                              |                                 |                              |                                 |                              |                                 |                              | 3                               | 0                            | 1                               | 0                            | 1                               | 0                            | 2                               |  |                                 |                                  |                                    |                                  |        |
| Sixto Lezcano, R<br>Jim Otten, R<br>Mike Ramsey, S<br>OBP: 0.476, SLG: 0.500 (9, PH)                         |   |                                 |                              |                                 |                              |                                 |                              |                                 |                              | 3                               | 0                            | 0                               | 0                            | 0                               | 1                            | 2                               |  |                                 |                                  |                                    |                                  |        |
| Gene Tenace, R<br>Steve Braun, L<br>Glenn Brummer, R<br>Orlando Sanchez, L<br>OBP: 0.389, SLG: 0.412 (8, PH) |   |                                 |                              |                                 |                              |                                 |                              |                                 |                              | 1                               | 1                            | 0                               | 0                            | 1                               | 0                            | 0                               |  |                                 |                                  |                                    |                                  |        |
| Lary Sorensen, R<br>Dane Iorg, L<br>Tito Landrum, R<br>OBP: 0.091, SLG: 0.091 (9, PH)                        |   |                                 |                              |                                 |                              |                                 |                              |                                 |                              | 1                               | 0                            | 0                               | 0                            | 0                               | 1                            | 0                               |  |                                 |                                  |                                    |                                  |        |
|  |   |                                 |                              |                                 |                              |                                 |                              |                                 |                              | 1                               | 0                            | 0                               | 0                            | 0                               | 0                            | 2                               |  |                                 |                                  |                                    |                                  |        |
| <b>Inning Stats</b>  | R: 0<br>E: 0<br>K: 0<br>S: 3                          | H: 0<br>LOB: 0<br>BB: 0<br>P: 3 | R: 0<br>E: 0<br>K: 0<br>S: 3 | H: 0<br>LOB: 1<br>BB: 1<br>P: 7 | R: 0<br>E: 0<br>K: 1<br>S: 5 | H: 0<br>LOB: 0<br>BB: 0<br>P: 5 | R: 0<br>E: 0<br>K: 0<br>S: 3 | H: 0<br>LOB: 0<br>BB: 0<br>P: 3 | R: 0<br>E: 0<br>K: 0<br>S: 5 | H: 1<br>LOB: 0<br>BB: 0<br>P: 5 | R: 1<br>E: 0<br>K: 0<br>S: 4 | H: 1<br>LOB: 1<br>BB: 1<br>P: 8 | R: 0<br>E: 0<br>K: 0<br>S: 3 | H: 0<br>LOB: 1<br>BB: 1<br>P: 7 | R: 0<br>E: 0<br>K: 1<br>S: 7 | H: 2<br>LOB: 2<br>BB: 0<br>P: 7 | R: 2<br>E: 0<br>K: 1<br>S: 9   | H: 4<br>LOB: 2<br>BB: 0<br>P: 9 | 1B: 6<br>2B: 2<br>3B: 0<br>HR: 0 | SF: 0<br>SAC: 1<br>DP: 1<br>HBP: 0 | WP: 0<br>PB: 0<br>SB: 0<br>CS: 0 | PA: 37 |
| <b>PITCHER</b>   | IP WLS BF H R ER SO BB IBB HBP BLK WP HR S P ERA WHIP |                                 |                              |                                 |                              |                                 |                              |                                 |                              |                                 |                              |                                 |                              |                                 |                              |                                 |  |                                 |                                  |                                    |                                  |        |
| Bill Gullickson, R<br>ERA: 3.54 (1,1)  | 8.1 W 35  | H 8 R 3 ER 3 SO 4               | BB 3 IBB 0 HBP 0 BLK 0       | WP 0 HR 0 S 40 P 52             | ERA 3.24 WHIP 1.320          |                                 |                              |                                 |                              |                                 |                              |                                 |                              |                                 |                              |                                 |  |                                 |                                  |                                    |                                  |        |
| Bill Lee, L<br>ERA: 2.81 (9,1)   | 0.2 S 2   | H 0 R 0 ER 0 SO 0               | BB 0 IBB 0 HBP 0 BLK 0       | WP 0 HR 0 S 2 P 2               | ERA 0.00 WHIP 0.000          |                                 |                              |                                 |                              |                                 |                              |                                 |                              |                                 |                              |                                 |  |                                 |                                  |                                    |                                  |        |

AB 33  
R 3  
H 8  
RBI 3  
BB 3  
SO 4  
LOB 15



| Batter  | 1   | 2                               | 3                            | 4                               | 5                            | 6                               | 7                            | 8                                | 9                            | AB                              | R                            | H                               | RBI                          | BB                               | SO                           | LOB                             | BOTTOM   |                                    |                                  |        |  |
|---|---|---------------------------------|------------------------------|---------------------------------|------------------------------|---------------------------------|------------------------------|----------------------------------|------------------------------|---------------------------------|------------------------------|---------------------------------|------------------------------|----------------------------------|------------------------------|---------------------------------|--|------------------------------------|----------------------------------|--------|--|
| Tim Raines, S<br>OBP: 0.432, SLG: 0.470 (1,7)       |   |                                 |                              |                                 |                              |                                 |                              |                                  |                              | 4                               | 0                            | 0                               | 0                            | 0                                | 1                            | 2                               | <b>St. Louis Cardinals @ Montreal Expos</b><br>Olympic Stadium, Montreal, QB<br>Mon May 25 1981, 7:05 PM EDT<br>Att. 24,490 - Cloudy |                                    |                                  |        |  |
| Rodney Scott, S<br>OBP: 0.329, SLG: 0.233 (1,4)     |   |                                 |                              |                                 |                              |                                 |                              |                                  |                              | 4                               | 1                            | 1                               | 0                            | 0                                | 0                            | 0                               |  |                                    |                                  |        |  |
| Warren Cromartie, L<br>OBP: 0.319, SLG: 0.387 (1,3) |   |                                 |                              |                                 |                              |                                 |                              |                                  |                              | 3                               | 0                            | 1                               | 0                            | 1                                | 0                            | 0                               |  |                                    |                                  |        |  |
| Gary Carter, R<br>OBP: 0.323, SLG: 0.387 (1,2)      |   |                                 |                              |                                 |                              |                                 |                              |                                  |                              | 4                               | 0                            | 1                               | 1                            | 0                                | 0                            | 1                               |  |                                    |                                  |        |  |
| Tim Wallach, R<br>OBP: 0.341, SLG: 0.427 (1,9)      |   |                                 |                              |                                 |                              |                                 |                              |                                  |                              | 3                               | 1                            | 1                               | 0                            | 1                                | 0                            | 2                               |  |                                    |                                  |        |  |
| Larry Parrish, R<br>OBP: 0.246, SLG: 0.281 (1,5)    |   |                                 |                              |                                 |                              |                                 |                              |                                  |                              | 4                               | 0                            | 1                               | 1                            | 0                                | 0                            | 1                               |  |                                    |                                  |        |  |
| Jerry White, S<br>OBP: 0.302, SLG: 0.429 (1,8)      |   |                                 |                              |                                 |                              |                                 |                              |                                  |                              | 4                               | 2                            | 3                               | 0                            | 0                                | 0                            | 1                               |  |                                    |                                  |        |  |
| Chris Speier, R<br>OBP: 0.352, SLG: 0.378 (1,6)     |   |                                 |                              |                                 |                              |                                 |                              |                                  |                              | 3                               | 1                            | 2                               | 3                            | 1                                | 0                            | 1                               |  |                                    |                                  |        |  |
| Bill Gullickson, R<br>OBP: 0.238, SLG: 0.286 (1,1)  |   |                                 |                              |                                 |                              |                                 |                              |                                  |                              | 4                               | 0                            | 1                               | 0                            | 0                                | 2                            | 1                               |  |                                    |                                  |        |  |
| Bill Lee, L<br>OBP: 0.429, SLG: 0.429 (9,1)         |   |                                 |                              |                                 |                              |                                 |                              |                                  |                              | 0                               | 0                            | 0                               | 0                            | 0                                | 0                            | 0                               |  |                                    |                                  |        |  |
| <b>Inning Stats</b>                                 | R: 0<br>E: 0<br>K: 1<br>S: 6                          | H: 1<br>LOB: 1<br>BB: 0<br>P: 6 | R: 1<br>E: 0<br>K: 0<br>S: 6 | H: 3<br>LOB: 2<br>BB: 0<br>P: 6 | R: 0<br>E: 0<br>K: 0<br>S: 3 | H: 0<br>LOB: 0<br>BB: 0<br>P: 3 | R: 2<br>E: 0<br>K: 1<br>S: 6 | H: 2<br>LOB: 1<br>BB: 1<br>P: 10 | R: 0<br>E: 0<br>K: 0<br>S: 3 | H: 0<br>LOB: 0<br>BB: 0<br>P: 3 | R: 1<br>E: 0<br>K: 0<br>S: 4 | H: 2<br>LOB: 1<br>BB: 1<br>P: 8 | R: 1<br>E: 0<br>K: 1<br>S: 7 | H: 2<br>LOB: 2<br>BB: 1<br>P: 11 | R: 0<br>E: 0<br>K: 0<br>S: 4 | H: 1<br>LOB: 1<br>BB: 0<br>P: 4 | 1B: 4<br>2B: 4<br>3B: 2<br>HR: 1   | SF: 0<br>SAC: 0<br>DP: 1<br>HBP: 0 | WP: 0<br>PB: 0<br>SB: 1<br>CS: 0 | PA: 37 |  |
| <b>PITCHER</b>                                      | IP WLS BF H R ER SO BB IBB HBP BLK WP HR S P ERA WHIP |                                 |                              |                                 |                              |                                 |                              |                                  |                              |                                 |                              |                                 |                              |                                  |                              |                                 |  |                                    |                                  |        |  |
| Lary Sorensen, R<br>ERA: 3.41 (1,1)                 | 6.2 L 31  | H 10 R 5 ER 5 SO 3              | BB 1 IBB 0 HBP 0 BLK 0       | WP 0 HR 1 S 34 P 46             | ERA 6.75 WHIP 1.650          |                                 |                              |                                  |                              |                                 |                              |                                 |                              |                                  |                              |                                 |  |                                    |                                  |        |  |
| Jim Otten, R<br>ERA: 4.79 (7,1)                     | 1.1 5   | H 1 R 0 ER 0 SO 0               | BB 0 IBB 0 HBP 0 BLK 0       | WP 0 HR 0 S 5 P 5               | ERA 0.00 WHIP 0.750          |                                 |                              |                                  |                              |                                 |                              |                                 |                              |                                  |                              |                                 |  |                                    |                                  |        |  |

AB 33  
R 5  
H 11  
RBI 5  
BB 3  
SO 3  
LOB 9





| Batter   | 1   | 2   | 3   | 4  | 5                            | 6                               | 7                            | 8                               | 9                            | AB                              | R                            | H                               | RBI                          | BB                              | SO                           | LOB                              | TOP                              |                                    |                                  |        |  |  |
|--|---|---|---|--|------------------------------|---------------------------------|------------------------------|---------------------------------|------------------------------|---------------------------------|------------------------------|---------------------------------|------------------------------|---------------------------------|------------------------------|----------------------------------|----------------------------------|------------------------------------|----------------------------------|--------|--|--|
| Tom Herr, S<br>OBP: 0.349, SLG: 0.411<br>(1, 4)  |   |   |   |  |                              |                                 |                              |                                 |                              | 4                               | 1                            | 2                               | 0                            | 0                               | 0                            | 1                                |                                  |                                    |                                  |        |  |  |
| Tony Scott, S<br>OBP: 0.279, SLG: 0.346<br>(1, 8)  |   |   |   |  |                              |                                 |                              |                                 |                              | 4                               | 0                            | 0                               | 0                            | 0                               | 1                            | 3                                |                                  |                                    |                                  |        |  |  |
| Garry Templeton, S<br>OBP: 0.295, SLG: 0.495<br>(1, 6)   |   |   |   |  |                              |                                 |                              |                                 |                              | 4                               | 0                            | 0                               | 1                            | 0                               | 0                            | 1                                |                                  |                                    |                                  |        |  |  |
| Keith Hernandez, L<br>OBP: 0.418, SLG: 0.493<br>(1, 3)   |   |   |   |  |                              |                                 |                              |                                 |                              | 3                               | 0                            | 0                               | 0                            | 1                               | 0                            | 0                                |                                  |                                    |                                  |        |  |  |
| George Hendrick, R<br>OBP: 0.371, SLG: 0.486<br>(1, 9)   |   |   |   |  |                              |                                 |                              |                                 |                              | 2                               | 1                            | 1                               | 0                            | 2                               | 0                            | 0                                |                                  |                                    |                                  |        |  |  |
| Ken Oberkfell, L<br>OBP: 0.382, SLG: 0.363<br>(1, 5)   |   |   |   |  |                              |                                 |                              |                                 |                              | 4                               | 1                            | 2                               | 0                            | 0                               | 0                            | 1                                |                                  |                                    |                                  |        |  |  |
| Sixto Lezcano, R<br>OBP: 0.378, SLG: 0.382<br>(1, 7)   |   |   |   |  |                              |                                 |                              |                                 |                              | 4                               | 0                            | 1                               | 0                            | 0                               | 1                            | 3                                |                                  |                                    |                                  |        |  |  |
| Orlando Sanchez, L<br>OBP: 0.350, SLG: 0.368<br>(7, PH)  |   |   |   |  |                              |                                 |                              |                                 |                              | 2                               | 0                            | 0                               | 0                            | 0                               | 1                            | 1                                |                                  |                                    |                                  |        |  |  |
| Dane Iorg, L<br>OBP: 0.290, SLG: 0.265<br>Glenn Brummer, R<br>(7, 2)   |   |   |   |  |                              |                                 |                              |                                 |                              | 1                               | 0                            | 1                               | 2                            | 0                               | 0                            | 0                                |                                  |                                    |                                  |        |  |  |
| Silvio Martinez, R<br>OBP: 0.278, SLG: 0.294<br>Jim Kaat, L<br>OBP: 0.500, SLG: 0.750<br>Mark Littell, L<br>(7, 1) |   |   |   |  |                              |                                 |                              |                                 |                              | 3                               | 0                            | 1                               | 0                            | 0                               | 1                            | 1                                |                                  |                                    |                                  |        |  |  |
|  |   |   |   |  |                              |                                 |                              |                                 |                              | 0                               | 0                            | 0                               | 0                            | 0                               | 0                            | 0                                |                                  |                                    |                                  |        |  |  |
|  |   |   |   |  |                              |                                 |                              |                                 |                              | 0                               | 0                            | 0                               | 0                            | 0                               | 0                            | 0                                |                                  |                                    |                                  |        |  |  |
| <b>Inning Stats</b>  | R: 1<br>E: 0<br>K: 0<br>S: 4                          | H: 1<br>LOB: 0<br>BB: 0<br>P: 4               | R: 0<br>E: 0<br>K: 2<br>S: 7              | H: 0<br>LOB: 1<br>BB: 1<br>P: 11             | R: 0<br>E: 0<br>K: 1<br>S: 5 | H: 1<br>LOB: 0<br>BB: 0<br>P: 5 | R: 0<br>E: 0<br>K: 0<br>S: 3 | H: 0<br>LOB: 0<br>BB: 0<br>P: 3 | R: 0<br>E: 0<br>K: 1<br>S: 6 | H: 1<br>LOB: 1<br>BB: 0<br>P: 6 | R: 2<br>E: 0<br>K: 0<br>S: 6 | H: 4<br>LOB: 1<br>BB: 0<br>P: 6 | R: 0<br>E: 0<br>K: 0<br>S: 3 | H: 0<br>LOB: 0<br>BB: 0<br>P: 3 | R: 0<br>E: 0<br>K: 0<br>S: 2 | H: 1<br>LOB: 1<br>BB: 2<br>P: 10 | 1B: 7<br>2B: 1<br>3B: 0<br>HR: 0 | SF: 0<br>SAC: 0<br>DP: 1<br>HBP: 0 | WP: 0<br>PB: 0<br>SB: 0<br>CS: 2 | PA: 34 |  |  |
| <b>PITCHER</b>   | IP WLS BF H R ER SO BB IBB HBP BLK WP HR S P ERA WHIP | 7.0 W 27 7 3 3 4 1 0 0 0 0 0 34 38 3.86 1.143 | 1.1 6 1 0 0 0 2 0 0 0 0 0 4 12 0.00 2.250 | 0.2 S 1 0 0 0 0 0 0 0 0 0 0 0 1 1 0.00 0.000 |                              |                                 |                              |                                 |                              |                                 |                              |                                 |                              |                                 |                              |                                  |                                  |                                    |                                  |        |  |  |

St. Louis Cardinals @ Montreal Expos  
Olympic Stadium, Montreal, QB  
Tue May 26 1981, 7:05 PM EDT  
Att: 27,775 - Cloudy - 62 F

AB 31  
R 3  
H 8  
RBI 3  
BB 3  
SO 4  
LOB 11



| Batter   | 1   | 2   | 3   | 4  | 5                            | 6                               | 7                            | 8                               | 9                            | AB                              | R                            | H                               | RBI                          | BB                              | SO                               | LOB                                | BOTTOM                           |        |  |  |
|--|---|---|---|--|------------------------------|---------------------------------|------------------------------|---------------------------------|------------------------------|---------------------------------|------------------------------|---------------------------------|------------------------------|---------------------------------|----------------------------------|------------------------------------|----------------------------------|--------|--|--|
| Tim Raines, S<br>OBP: 0.428, SLG: 0.464<br>(1, 7)  |   |   |   |  |                              |                                 |                              |                                 |                              | 4                               | 1                            | 1                               | 1                            | 0                               | 0                                | 1                                  |                                  |        |  |  |
| Rodney Scott, S<br>OBP: 0.333, SLG: 0.236<br>(1, 4)  |   |   |   |  |                              |                                 |                              |                                 |                              | 3                               | 1                            | 1                               | 0                            | 1                               | 0                                | 1                                  |                                  |        |  |  |
| Warren Cromartie, L<br>OBP: 0.324, SLG: 0.466<br>(1, 3)  |   |   |   |  |                              |                                 |                              |                                 |                              | 4                               | 0                            | 2                               | 1                            | 0                               | 0                                | 1                                  |                                  |        |  |  |
| Gary Carter, R<br>OBP: 0.315, SLG: 0.377<br>(1, 2)   |   |   |   |  |                              |                                 |                              |                                 |                              | 4                               | 0                            | 0                               | 0                            | 0                               | 1                                | 4                                  |                                  |        |  |  |
| Tim Wallach, R<br>OBP: 0.337, SLG: 0.418<br>(1, 9)   |   |   |   |  |                              |                                 |                              |                                 |                              | 4                               | 0                            | 1                               | 1                            | 0                               | 0                                | 1                                  |                                  |        |  |  |
| Larry Parrish, R<br>OBP: 0.246, SLG: 0.280<br>(1, 5)   |   |   |   |  |                              |                                 |                              |                                 |                              | 4                               | 0                            | 1                               | 0                            | 0                               | 1                                | 1                                  |                                  |        |  |  |
| Jerry White, S<br>OBP: 0.333, SLG: 0.442<br>(1, 8)   |   |   |   |  |                              |                                 |                              |                                 |                              | 3                               | 2                            | 2                               | 0                            | 1                               | 0                                | 2                                  |                                  |        |  |  |
| Chris Speier, R<br>OBP: 0.347, SLG: 0.372<br>(1, 6)  |   |   |   |  |                              |                                 |                              |                                 |                              | 2                               | 0                            | 0                               | 0                            | 0                               | 0                                | 1                                  |                                  |        |  |  |
| Steve Rogers, R<br>OBP: 0.154, SLG: 0.083<br>Tom Hutton, L<br>OBP: 0.250, SLG: 0.182<br>Bob Pate, R<br>(7, PH) |   |   |   |  |                              |                                 |                              |                                 |                              | 2                               | 0                            | 1                               | 1                            | 0                               | 1                                | 0                                  |                                  |        |  |  |
| Woodie Fryman, R<br>OBP: 1.000, SLG: 1.000<br>Elias Sosa, R<br>OBP: 1.000, SLG: 1.000<br>(9, 1)                |   |   |   |  |                              |                                 |                              |                                 |                              | 0                               | 0                            | 0                               | 0                            | 0                               | 0                                | 0                                  |                                  |        |  |  |
|  |   |   |   |  |                              |                                 |                              |                                 |                              | 1                               | 0                            | 0                               | 0                            | 0                               | 0                                | 0                                  |                                  |        |  |  |
|  |   |   |   |  |                              |                                 |                              |                                 |                              | 0                               | 0                            | 0                               | 0                            | 0                               | 0                                | 0                                  |                                  |        |  |  |
| <b>Inning Stats</b>  | R: 0<br>E: 0<br>K: 0<br>S: 3                          | H: 0<br>LOB: 0<br>BB: 0<br>P: 3             | R: 0<br>E: 0<br>K: 1<br>S: 5                | H: 0<br>LOB: 0<br>BB: 0<br>P: 5          | R: 0<br>E: 0<br>K: 0<br>S: 5 | H: 2<br>LOB: 2<br>BB: 0<br>P: 5 | R: 0<br>E: 0<br>K: 1<br>S: 5 | H: 0<br>LOB: 0<br>BB: 0<br>P: 5 | R: 1<br>E: 0<br>K: 0<br>S: 4 | H: 1<br>LOB: 1<br>BB: 1<br>P: 8 | R: 2<br>E: 1<br>K: 0<br>S: 7 | H: 4<br>LOB: 2<br>BB: 0<br>P: 7 | R: 0<br>E: 0<br>K: 1<br>S: 4 | H: 0<br>LOB: 0<br>BB: 1<br>P: 8 | 1B: 8<br>2B: 1<br>3B: 0<br>HR: 0 | SF: 0<br>SAC: 1<br>DP: 0<br>HBP: 0 | WP: 0<br>PB: 0<br>SB: 2<br>CS: 1 | PA: 35 |  |  |
| <b>PITCHER</b>   | IP WLS BF H R ER SO BB IBB HBP BLK WP HR S P ERA WHIP | 6.1 26 6 3 3 2 1 0 0 0 0 0 29 33 4.26 1.105 | 0.1 L 4 3 1 1 0 0 0 0 0 0 0 4 4 27.00 9.000 | 1.1 4 0 0 0 1 1 0 0 0 0 0 5 9 0.00 0.750 |                              |                                 |                              |                                 |                              |                                 |                              |                                 |                              |                                 |                                  |                                    |                                  |        |  |  |

St. Louis Cardinals @ Montreal Expos  
Olympic Stadium, Montreal, QB  
Tue May 26 1981, 7:05 PM EDT  
Att: 27,775 - Cloudy - 62 F

AB 31  
R 4  
H 9  
RBI 4  
BB 2  
SO 3  
LOB 13





| Batter   | 1   | 2   | 3  | 4                               | 5                            | 6                               | 7                            | 8                               | 9                            | AB                              | R                            | H                               | RBI                          | BB                              | SO                           | LOB                             | TOP                              |                                    |                                  |        |
|--|---|---|--|---------------------------------|------------------------------|---------------------------------|------------------------------|---------------------------------|------------------------------|---------------------------------|------------------------------|---------------------------------|------------------------------|---------------------------------|------------------------------|---------------------------------|----------------------------------|------------------------------------|----------------------------------|--------|
| Tom Herr, S<br>OBP: 0.357, SLG: 0.414<br>(1, 4)        | 4-0<br>S<br>2B<br>BB  | 0-0<br>CS<br>1B   |  |                                 | 0-0<br>6-3                   |                                 | 0-0<br>P6                    |                                 | 0-0<br>1B                    | 4                               | 1                            | 2                               | 0                            | 1                               | 0                            | 1                               |                                  |                                    |                                  |        |
| Gary Templeton, S<br>OBP: 0.292, SLG: 0.395<br>(1, 6)  | 0-3<br>K  | 0-0<br>CS<br>1-2  | 0-0<br>4-3   |                                 | 4-0<br>FC6-4<br>BB           |                                 | 0-0<br>F7                    |                                 | 0-3<br>K                     | 4                               | 0                            | 0                               | 0                            | 1                               | 2                            | 3                               |                                  |                                    |                                  |        |
| Keith Hernandez, L<br>OBP: 0.420, SLG: 0.497<br>(1, 3) | 0-0<br>BB<br>1-H<br>2B  |   | 0-0<br>4-3   |                                 | 0-0<br>FC6-4<br>CS<br>1-2    |                                 |                              | 4-0<br>FC1-5<br>1B<br>BB        |                              | 3                               | 0                            | 1                               | 1                            | 1                               | 0                            | 1                               |                                  |                                    |                                  |        |
| George Hendrick, R<br>OBP: 0.374, SLG: 0.486<br>(1, 9) | 0-0<br>F2   |   | 0-0<br>CS<br>1B<br>1B  |                                 | 0-0<br>CS<br>1-2             | 0-3<br>K                        |                              | 0-0<br>FC1-5<br>1B<br>1-2       |                              | 4                               | 0                            | 2                               | 0                            | 0                               | 1                            | 1                               |                                  |                                    |                                  |        |
| Ken Oberkfell, L<br>OBP: 0.366, SLG: 0.358<br>(1, 5)   | 4-0<br>BB<br>BB   |   | 4-0<br>1B<br>BB  |                                 | 0-0<br>1-3                   |                                 |                              | 0-0<br>FC1-5<br>1-2<br>2-3      |                              | 2                               | 0                            | 0                               | 0                            | 2                               | 0                            | 2                               |                                  |                                    |                                  |        |
| Sixto Lezcano, R<br>OBP: 0.391, SLG: 0.385<br>(1, 7)   | 4-0<br>1-2<br>2-3<br>BB   |   | 0-0<br>1-2<br>2-H<br>1B  |                                 | 4-0<br>BB                    |                                 |                              | 0-0<br>F8                       |                              | 2                               | 0                            | 1                               | 0                            | 2                               | 0                            | 2                               |                                  |                                    |                                  |        |
| Tony Scott, S<br>OBP: 0.272, SLG: 0.337<br>(1, 8)      | 0-3<br>K  |   |  | 0-0<br>F8                       |                              | 0-0<br>F7                       |                              | 0-0<br>L7                       |                              | 4                               | 0                            | 0                               | 0                            | 0                               | 1                            | 6                               |                                  |                                    |                                  |        |
| Gene Tenace, R<br>OBP: 0.389, SLG: 0.382<br>(9, PH)    |   | 0-0<br>F5   |  | 0-3<br>K                        |                              |                                 | 4-0<br>SH3<br>BB             |                                 | 0-0<br>5-3                   | 2                               | 0                            | 0                               | 0                            | 1                               | 1                            | 0                               |                                  |                                    |                                  |        |
| Tito Landrum, R<br>OBP: 0.083, SLG: 0.083<br>(9, PH)   |   |   |  |                                 |                              |                                 |                              |                                 |                              | 1                               | 0                            | 0                               | 0                            | 0                               | 0                            | 0                               |                                  |                                    |                                  |        |
| John Martin, S<br>(1, 1)                               |   | 0-0<br>P5   |  | 0-0<br>F7                       |                              |                                 |                              |                                 | 0-0<br>L5                    | 2                               | 0                            | 0                               | 0                            | 0                               | 0                            | 0                               |                                  |                                    |                                  |        |
| Jim Kaat, L<br>OBP: 0.500, SLG: 0.750<br>(7, 1)        |   |   |  |                                 |                              |                                 |                              |                                 |                              | 0                               | 0                            | 0                               | 0                            | 0                               | 0                            | 0                               |                                  |                                    |                                  |        |
| Jim Otten, R<br>(8, 1)                                 |   |   |  |                                 |                              |                                 |                              |                                 |                              | 0                               | 0                            | 0                               | 0                            | 0                               | 0                            | 0                               |                                  |                                    |                                  |        |
| Mike Ramsey, S<br>OBP: 0.455, SLG: 0.476<br>(9, PH)    |   |   |  |                                 |                              |                                 |                              |                                 |                              | 1                               | 0                            | 0                               | 0                            | 0                               | 0                            | 0                               |                                  |                                    |                                  |        |
| <b>Inning Stats</b>                                    | R: 1<br>E: 0<br>K: 2<br>S: 8  | H: 1<br>LOB: 3<br>BB: 3<br>P: 20  | R: 0<br>E: 0<br>K: 0<br>S: 3   | H: 1<br>LOB: 0<br>BB: 0<br>P: 3 | R: 0<br>E: 0<br>K: 0<br>S: 4 | H: 2<br>LOB: 2<br>BB: 1<br>P: 8 | R: 0<br>E: 0<br>K: 1<br>S: 5 | H: 0<br>LOB: 0<br>BB: 0<br>P: 5 | R: 0<br>E: 0<br>K: 0<br>S: 2 | H: 0<br>LOB: 0<br>BB: 1<br>P: 9 | R: 0<br>E: 0<br>K: 0<br>S: 3 | H: 0<br>LOB: 1<br>BB: 1<br>P: 7 | R: 0<br>E: 0<br>K: 0<br>S: 4 | H: 1<br>LOB: 2<br>BB: 1<br>P: 8 | R: 0<br>E: 0<br>K: 1<br>S: 6 | H: 1<br>LOB: 1<br>BB: 0<br>P: 6 | 1B: 5<br>2B: 1<br>3B: 0<br>HR: 0 | SF: 0<br>SAC: 1<br>DP: 0<br>HBP: 0 | WP: 0<br>PB: 0<br>SB: 2<br>CS: 2 | PA: 40 |
| <b>PITCHER</b>   | IP<br>WLS<br>BF<br>H<br>R<br>ER<br>SO<br>BB<br>IBB<br>HBP<br>BLK<br>WP<br>HR<br>S<br>P<br>ERA<br>WHIP | 7.0<br>W<br>29<br>4<br>1<br>1<br>4<br>7<br>0<br>0<br>0<br>0<br>0<br>30<br>58<br>1.29<br>1.571 | 2.0<br>S<br>9<br>2<br>0<br>0<br>1<br>1<br>0<br>0<br>0<br>0<br>0<br>10<br>14<br>0.00<br>1.500 |                                 |                              |                                 |                              |                                 |                              |                                 |                              |                                 |                              |                                 |                              |                                 |                                  |                                    |                                  |        |

St. Louis Cardinals @ Montreal Expos  
Olympic Stadium, Montreal, QB  
Wed May 27 1981, 7:05 PM EDT  
Att: 24,709 - Cloudy - 72 F

AB 29  
R 1  
H 6  
RBI 1  
BB 8  
SO 5  
LOB 16



| Batter  | 1   | 2   | 3  | 4                               | 5                            | 6                               | 7                            | 8                               | 9                            | AB                              | R                            | H                                | RBI                          | BB                              | SO                               | LOB                                | BOTTOM                           |        |  |  |
|---|---|---|--|---------------------------------|------------------------------|---------------------------------|------------------------------|---------------------------------|------------------------------|---------------------------------|------------------------------|----------------------------------|------------------------------|---------------------------------|----------------------------------|------------------------------------|----------------------------------|--------|--|--|
| Tim Raines, S<br>OBP: 0.424, SLG: 0.468<br>(1, 7)       | 0-0<br>P4   |   | 0-0<br>2B  |                                 | 0-0<br>5-3                   |                                 | 0-0<br>SF8                   |                                 |                              | 3                               | 0                            | 1                                | 1                            | 0                               | 0                                | 1                                  |                                  |        |  |  |
| Rodney Scott, S<br>OBP: 0.325, SLG: 0.228<br>(1, 4)     | 0-0<br>5-3  |   | 0-0<br>6-3   |                                 |                              | 0-0<br>L6                       | 0-0<br>FC5-4<br>1-2          |                                 |                              | 4                               | 0                            | 0                                | 1                            | 0                               | 0                                | 3                                  |                                  |        |  |  |
| Warren Cromartie, L<br>OBP: 0.315, SLG: 0.396<br>(1, 3) | 0-0<br>E6   |   | 0-0<br>G3  |                                 |                              | 0-0<br>F8                       |                              | 0-0<br>E3<br>1B<br>2B           |                              | 4                               | 1                            | 0                                | 0                            | 0                               | 0                                | 1                                  |                                  |        |  |  |
| Gary Carter, R<br>OBP: 0.320, SLG: 0.380<br>(1, 2)      | 0-0<br>5-3  |   |  | 0-0<br>CS<br>1B                 |                              | 0-0<br>6-3                      |                              | 0-0<br>2B<br>1B                 |                              | 4                               | 0                            | 2                                | 0                            | 0                               | 0                                | 1                                  |                                  |        |  |  |
| Tim Wallach, R<br>OBP: 0.333, SLG: 0.410<br>(1, 9)      |   | 0-0<br>F8   |  | 0-0<br>5-3<br>1-2               |                              |                                 | 0-0<br>SH1-4<br>1B<br>1B     | 0-0<br>F2                       |                              | 4                               | 1                            | 1                                | 0                            | 0                               | 0                                | 3                                  |                                  |        |  |  |
| Larry Parrish, R<br>OBP: 0.248, SLG: 0.289<br>(1, 5)    |   | 0-0<br>6-3  |  | 0-3<br>K                        |                              |                                 | 0-0<br>SH1-4<br>1-2          | 0-0<br>2B                       |                              | 3                               | 0                            | 1                                | 1                            | 0                               | 1                                | 0                                  |                                  |        |  |  |
| Jerry White, S<br>OBP: 0.344, SLG: 0.436<br>(1, 8)      |   | 0-0<br>4-3  |  |                                 | 0-0<br>S<br>1B               |                                 | 4-0<br>1B<br>SF8<br>BB       | 0-3<br>K                        |                              | 3                               | 1                            | 1                                | 0                            | 1                               | 1                                | 1                                  |                                  |        |  |  |
| Chris Speier, R<br>OBP: 0.347, SLG: 0.371<br>(1, 6)     |   |   | 0-0<br>5-3   |                                 |                              |                                 | 0-0<br>F3                    |                                 |                              | 3                               | 0                            | 1                                | 1                            | 0                               | 0                                | 1                                  |                                  |        |  |  |
| Charlie Lea, R<br>OBP: 0.167, SLG: 0.091<br>(7, PH)     |   |   |  |                                 |                              |                                 |                              |                                 |                              | 2                               | 1                            | 1                                | 0                            | 0                               | 0                                | 1                                  |                                  |        |  |  |
| Bob Pate, R<br>(7, PH)                                  |   |   |  |                                 |                              |                                 |                              |                                 |                              | 0                               | 0                            | 0                                | 0                            | 1                               | 0                                | 0                                  |                                  |        |  |  |
| Bill Lee, L<br>OBP: 0.429, SLG: 0.429<br>(8, 1)         |   |   | 2B<br>6-3<br>1B  |                                 |                              |                                 | 4-0<br>FC5-4<br>BB           |                                 |                              | 0                               | 0                            | 0                                | 0                            | 0                               | 0                                | 0                                  |                                  |        |  |  |
| <b>Inning Stats</b>                                     | R: 0<br>E: 1<br>K: 0<br>S: 4  | H: 0<br>LOB: 1<br>BB: 0<br>P: 4   | R: 0<br>E: 0<br>K: 0<br>S: 3   | H: 0<br>LOB: 0<br>BB: 0<br>P: 3 | R: 1<br>E: 0<br>K: 0<br>S: 5 | H: 2<br>LOB: 1<br>BB: 0<br>P: 5 | R: 0<br>E: 0<br>K: 1<br>S: 5 | H: 1<br>LOB: 0<br>BB: 0<br>P: 5 | R: 0<br>E: 0<br>K: 0<br>S: 3 | H: 0<br>LOB: 0<br>BB: 0<br>P: 3 | R: 2<br>E: 0<br>K: 0<br>S: 5 | H: 2<br>LOB: 2<br>BB: 2<br>P: 13 | R: 1<br>E: 1<br>K: 1<br>S: 7 | H: 2<br>LOB: 1<br>BB: 0<br>P: 7 | 1B: 6<br>2B: 2<br>3B: 0<br>HR: 0 | SF: 1<br>SAC: 1<br>DP: 0<br>HBP: 0 | WP: 0<br>PB: 0<br>SB: 1<br>CS: 1 | PA: 34 |  |  |
| <b>PITCHER</b>  | IP<br>WLS<br>BF<br>H<br>R<br>ER<br>SO<br>BB<br>IBB<br>HBP<br>BLK<br>WP<br>HR<br>S<br>P<br>ERA<br>WHIP | 6.1<br>L<br>27<br>6<br>3<br>3<br>1<br>6<br>3<br>3<br>1<br>0<br>0<br>4<br>4<br>0.00<br>1.263 | 1.0<br>3<br>1<br>0<br>0<br>1<br>0<br>0<br>0<br>0<br>0<br>0<br>0<br>5<br>5<br>0.00<br>1.000 |                                 |                              |                                 |                              |                                 |                              |                                 |                              |                                  |                              |                                 |                                  |                                    |                                  |        |  |  |

St. Louis Cardinals @ Montreal Expos  
Olympic Stadium, Montreal, QB  
Wed May 27 1981, 7:05 PM EDT  
Att: 24,709 - Cloudy - 72 F

AB 30  
R 4  
H 8  
RBI 4  
BB 2  
SO 2  
LOB 12









| Batter  | 1                            | 2                               | 3                            | 4                               | 5                            | 6                                | 7                            | 8                               | 9                            | AB                              | R                            | H                                | RBI                          | BB                              | SO                           | LOB                             | TOP   |                                    |                                  |        |  |  |  |  |  |  |  |
|---|------------------------------|---------------------------------|------------------------------|---------------------------------|------------------------------|----------------------------------|------------------------------|---------------------------------|------------------------------|---------------------------------|------------------------------|----------------------------------|------------------------------|---------------------------------|------------------------------|---------------------------------|---|------------------------------------|----------------------------------|--------|--|--|--|--|--|--|--|
| Omar Moreno, L (1,8)<br>OBP: 0.301, SLG: 0.345    | G3                           |                                 | E 2B<br>1-H 2B               |                                 | S 1B                         |                                  | G3                           |                                 | 4-3                          | 5                               | 1                            | 2                                | 1                            | 0                               | 0                            | 1                               | <b>Pittsburgh Pirates @ Montreal Expos</b><br>Olympic Stadium, Montreal, QB<br>Sat May 30 1981, 3:33 AM EDT<br>Att. 31,649 - Cloudy |                                    |                                  |        |  |  |  |  |  |  |  |
| Phil Garner, R (1,4)<br>OBP: 0.356, SLG: 0.419    | F8                           |                                 | 2B BB                        |                                 | F3                           |                                  | 5-3                          |                                 | F9                           | 4                               | 1                            | 0                                | 0                            | 1                               | 0                            | 2                               |   |                                    |                                  |        |  |  |  |  |  |  |  |
| Dave Parker, L (1,9)<br>OBP: 0.265, SLG: 0.439    | F7                           |                                 | WP 2B<br>1-H 3-H             |                                 | F5                           |                                  | FC6-4<br>HBP                 |                                 |                              | 3                               | 0                            | 1                                | 2                            | 0                               | 0                            | 1                               |   |                                    |                                  |        |  |  |  |  |  |  |  |
| Bill Madlock, R (1,5)<br>OBP: 0.403, SLG: 0.440   |                              | 4-3 S<br>1B                     | 2-3 BB                       |                                 | 5-3                          |                                  | FC6-4<br>1-2                 |                                 |                              | 3                               | 0                            | 1                                | 0                            | 1                               | 0                            | 2                               |   |                                    |                                  |        |  |  |  |  |  |  |  |
| Mike Easter, L (1,7)<br>OBP: 0.367, SLG: 0.578    | P5                           |                                 | F5                           |                                 | FC1-5<br>2B                  |                                  | 4-3                          |                                 |                              | 4                               | 0                            | 1                                | 0                            | 0                               | 0                            | 3                               |   |                                    |                                  |        |  |  |  |  |  |  |  |
| Jason Thompson, L (1,3)<br>OBP: 0.316, SLG: 0.314 | 4-3<br>1-3                   |                                 | K                            |                                 | FC1-5<br>BB                  |                                  | 1-3                          |                                 |                              | 3                               | 0                            | 0                                | 0                            | 1                               | 1                            | 3                               |   |                                    |                                  |        |  |  |  |  |  |  |  |
| Tony Peña, R (1,2)<br>OBP: 0.338, SLG: 0.407      | 5-3                          |                                 | F8                           |                                 | FC1-5<br>1-2 2-3f            |                                  | K                            |                                 |                              | 4                               | 0                            | 0                                | 0                            | 0                               | 1                            | 3                               |   |                                    |                                  |        |  |  |  |  |  |  |  |
| Dale Berra, R (1,6)<br>OBP: 0.352, SLG: 0.380     |                              |                                 | S 2B<br>1B                   |                                 | F7                           |                                  | WP S<br>1B                   |                                 |                              | 4                               | 1                            | 2                                | 0                            | 0                               | 0                            | 2                               |   |                                    |                                  |        |  |  |  |  |  |  |  |
| Rick Rhoden, R (1,1)<br>OBP: 0.160, SLG: 0.200    |                              |                                 | P3                           |                                 | K                            |                                  | K                            |                                 | K                            | 4                               | 0                            | 0                                | 0                            | 0                               | 2                            | 4                               |   |                                    |                                  |        |  |  |  |  |  |  |  |
| <b>Inning Stats</b>                               | R: 0<br>E: 0<br>K: 0<br>S: 3 | H: 0<br>LOB: 0<br>BB: 0<br>P: 3 | R: 0<br>E: 0<br>K: 0<br>S: 4 | H: 1<br>LOB: 1<br>BB: 0<br>P: 4 | R: 3<br>E: 1<br>K: 1<br>S: 8 | H: 3<br>LOB: 2<br>BB: 2<br>P: 16 | R: 0<br>E: 0<br>K: 0<br>S: 3 | H: 0<br>LOB: 0<br>BB: 0<br>P: 3 | R: 0<br>E: 0<br>K: 0<br>S: 4 | H: 1<br>LOB: 2<br>BB: 1<br>P: 4 | R: 0<br>E: 0<br>K: 0<br>S: 6 | H: 0<br>LOB: 1<br>BB: 1<br>P: 10 | R: 0<br>E: 0<br>K: 1<br>S: 5 | H: 0<br>LOB: 0<br>BB: 0<br>P: 5 | R: 0<br>E: 0<br>K: 1<br>S: 6 | H: 1<br>LOB: 1<br>BB: 0<br>P: 6 | 1B: 4<br>2B: 3<br>3B: 0<br>HR: 0  | SF: 0<br>SAC: 0<br>DP: 0<br>HBP: 1 | WP: 2<br>PB: 0<br>SB: 4<br>CS: 0 | PA: 38 |  |  |  |  |  |  |  |
| <b>PITCHER</b>                                    | IP                           | WLS                             | BF                           | H                               | R                            | ER                               | SO                           | BB                              | IBB                          | HBP                             | BLK                          | WP                               | HR                           | S                               | P                            | ERA                             | WHIP  |                                    |                                  |        |  |  |  |  |  |  |  |
| Bill Gullickson, R (1,1)<br>ERA: 3.52             | 8.0                          | L                               | 34                           | 6                               | 3                            | 3                                | 3                            | 3                               | 0                            | 1                               | 0                            | 1                                | 0                            | 36                              | 49                           | 3.38                            | 1.125   |                                    |                                  |        |  |  |  |  |  |  |  |
| Jeff Reardon, R (9,1)<br>ERA: 3.34                | 1.0                          |                                 | 4                            | 1                               | 0                            | 0                                | 1                            | 0                               | 0                            | 0                               | 0                            | 1                                | 0                            | 6                               | 6                            | 0.00                            | 1.000   |                                    |                                  |        |  |  |  |  |  |  |  |

| Batter  | 1                            | 2                               | 3                            | 4                               | 5                            | 6                               | 7                            | 8                                | 9                            | AB                              | R                            | H                               | RBI                          | BB                              | SO                           | LOB                             | BOTTOM  |                                  |                                  |                                    |                                  |        |  |  |  |  |  |
|---|------------------------------|---------------------------------|------------------------------|---------------------------------|------------------------------|---------------------------------|------------------------------|----------------------------------|------------------------------|---------------------------------|------------------------------|---------------------------------|------------------------------|---------------------------------|------------------------------|---------------------------------|---|----------------------------------|----------------------------------|------------------------------------|----------------------------------|--------|--|--|--|--|--|
| Tim Raines, S (1,7)<br>OBP: 0.422, SLG: 0.472       | F7                           |                                 |                              | 1B 2B                           | SF8                          |                                 |                              | 4-3<br>1B                        |                              | 3                               | 1                            | 2                               | 1                            | 0                               | 0                            | 0                               | <b>Pittsburgh Pirates @ Montreal Expos</b><br>Olympic Stadium, Montreal, QB<br>Sat May 30 1981, 3:33 AM EDT<br>Att. 31,649 - Cloudy |                                  |                                  |                                    |                                  |        |  |  |  |  |  |
| Rodney Scott, S (1,4)<br>OBP: 0.314, SLG: 0.216     | L7                           |                                 | K                            | K                               | 4-3                          |                                 |                              | 4-3                              |                              | 4                               | 0                            | 0                               | 0                            | 0                               | 1                            | 3                               |   |                                  |                                  |                                    |                                  |        |  |  |  |  |  |
| Andre Dawson, R (1,8)<br>OBP: 0.384, SLG: 0.591     | K                            |                                 | L9                           | L9                              |                              |                                 |                              | 6-3                              |                              | 4                               | 0                            | 0                               | 0                            | 0                               | 1                            | 2                               |   |                                  |                                  |                                    |                                  |        |  |  |  |  |  |
| Warren Cromartie, L (1,3)<br>OBP: 0.325, SLG: 0.401 |                              | F7                              |                              | BB 1B<br>2H                     | L4                           |                                 |                              | SH3-4<br>1B                      |                              | 4                               | 0                            | 2                               | 1                            | 0                               | 0                            | 0                               |   |                                  |                                  |                                    |                                  |        |  |  |  |  |  |
| Larry Parrish, R (1,5)<br>OBP: 0.257, SLG: 0.299    |                              | 6-3                             |                              | 1-2 BB                          | K                            |                                 |                              | SH3-4                            |                              | 2                               | 0                            | 0                               | 0                            | 1                               | 1                            | 0                               |   |                                  |                                  |                                    |                                  |        |  |  |  |  |  |
| Jerry White, S (1,9)<br>OBP: 0.353, SLG: 0.407      |                              | 6-3                             |                              | K                               |                              |                                 |                              | 4-3                              |                              | 3                               | 0                            | 0                               | 0                            | 1                               | 1                            | 2                               |   |                                  |                                  |                                    |                                  |        |  |  |  |  |  |
| Chris Speier, R (1,6)<br>OBP: 0.344, SLG: 0.367     |                              |                                 | 4-3                          |                                 | SH5-4<br>SF8<br>1B           |                                 |                              | G4-6-3<br>1B                     |                              | 4                               | 1                            | 2                               | 0                            | 0                               | 0                            | 2                               |   |                                  |                                  |                                    |                                  |        |  |  |  |  |  |
| Bobby Ramos, R (1,2)<br>OBP: 0.389, SLG: 0.588      |                              |                                 | 6-3                          |                                 | SF8<br>SH5-4<br>1B           |                                 |                              | G4-6-3<br>1-2                    |                              | 3                               | 0                            | 1                               | 0                            | 0                               | 0                            | 1                               |   |                                  |                                  |                                    |                                  |        |  |  |  |  |  |
| Willie Montanez, L (9,PH)<br>OBP: 0.205, SLG: 0.167 |                              |                                 |                              |                                 |                              |                                 |                              | K                                |                              | 1                               | 0                            | 0                               | 0                            | 0                               | 1                            | 2                               |   |                                  |                                  |                                    |                                  |        |  |  |  |  |  |
| Bill Gullickson, R (1,1)<br>OBP: 0.227, SLG: 0.273  |                              |                                 | 6-3                          |                                 | SH5-4                        |                                 |                              | 6-3                              |                              | 1                               | 0                            | 0                               | 0                            | 0                               | 0                            | 0                               |   |                                  |                                  |                                    |                                  |        |  |  |  |  |  |
| Tom Hutton, L (8,PH)<br>OBP: 0.231, SLG: 0.167      |                              |                                 |                              |                                 |                              |                                 |                              |                                  |                              | 1                               | 0                            | 0                               | 0                            | 0                               | 0                            | 0                               |   |                                  |                                  |                                    |                                  |        |  |  |  |  |  |
| Jeff Reardon, R (9,1)<br>ERA: 2.53                  |                              |                                 |                              |                                 | 1-2 2-3                      |                                 |                              |                                  |                              | 0                               | 0                            | 0                               | 0                            | 0                               | 0                            | 0                               |   |                                  |                                  |                                    |                                  |        |  |  |  |  |  |
| <b>Inning Stats</b>                                 | R: 0<br>E: 0<br>K: 1<br>S: 5 | H: 0<br>LOB: 0<br>BB: 0<br>P: 5 | R: 0<br>E: 0<br>K: 0<br>S: 3 | H: 0<br>LOB: 0<br>BB: 0<br>P: 3 | R: 0<br>E: 0<br>K: 0<br>S: 3 | H: 0<br>LOB: 0<br>BB: 0<br>P: 3 | R: 1<br>E: 0<br>K: 2<br>S: 9 | H: 2<br>LOB: 2<br>BB: 1<br>P: 13 | R: 1<br>E: 0<br>K: 0<br>S: 5 | H: 2<br>LOB: 1<br>BB: 0<br>P: 5 | R: 0<br>E: 0<br>K: 1<br>S: 5 | H: 0<br>LOB: 0<br>BB: 0<br>P: 5 | R: 0<br>E: 0<br>K: 0<br>S: 3 | H: 1<br>LOB: 0<br>BB: 0<br>P: 3 | R: 0<br>E: 0<br>K: 0<br>S: 4 | H: 1<br>LOB: 1<br>BB: 0<br>P: 4 | R: 0<br>E: 0<br>K: 1<br>S: 6  | H: 1<br>LOB: 2<br>BB: 1<br>P: 10 | 1B: 6<br>2B: 1<br>3B: 0<br>HR: 0 | SF: 1<br>SAC: 2<br>DP: 1<br>HBP: 0 | WP: 0<br>PB: 0<br>SB: 0<br>CS: 0 | PA: 35 |  |  |  |  |  |
| <b>PITCHER</b>                                      | IP                           | WLS                             | BF                           | H                               | R                            | ER                              | SO                           | BB                               | IBB                          | HBP                             | BLK                          | WP                              | HR                           | S                               | P                            | ERA                             | WHIP  |                                  |                                  |                                    |                                  |        |  |  |  |  |  |
| Rick Rhoden, R (1,1)<br>ERA: 2.53                   | 9.0                          | W                               | 35                           | 7                               | 2                            | 2                               | 5                            | 2                                | 0                            | 0                               | 0                            | 0                               | 0                            | 43                              | 51                           | 2.00                            | 1.000   |                                  |                                  |                                    |                                  |        |  |  |  |  |  |

|     |    |
|-----|----|
| AB  | 34 |
| R   | 3  |
| H   | 7  |
| RBI | 3  |
| BB  | 3  |
| SO  | 4  |
| LOB | 21 |

|     |    |
|-----|----|
| AB  | 30 |
| R   | 2  |
| H   | 7  |
| RBI | 2  |
| BB  | 2  |
| SO  | 5  |
| LOB | 12 |





| Batter   | 1  | 2                               | 3                            | 4                                | 5                            | 6                               | 7                            | 8                               | 9                            | AB                              | R                            | H                               | RBI                          | BB                              | SO                           | LOB                             | TOP                          |                                 |                                  |                                    |                                  |        |
|--|--|---------------------------------|------------------------------|----------------------------------|------------------------------|---------------------------------|------------------------------|---------------------------------|------------------------------|---------------------------------|------------------------------|---------------------------------|------------------------------|---------------------------------|------------------------------|---------------------------------|------------------------------|---------------------------------|----------------------------------|------------------------------------|----------------------------------|--------|
| Omar Moreno, L (1,8)<br>OBP: 0.294, SLG: 0.337       | F8   |                                 | F5                           |                                  |                              | K                               |                              | 4-3                             |                              | 4                               | 0                            | 0                               | 0                            | 0                               | 1                            | 0                               |                              |                                 |                                  |                                    |                                  |        |
| Phil Garner, R (1,4)<br>OBP: 0.355, SLG: 0.412       | P5   |                                 | L8                           |                                  |                              | F8                              |                              | 2B<br>1B                        |                              | 4                               | 0                            | 1                               | 0                            | 0                               | 0                            | 0                               |                              |                                 |                                  |                                    |                                  |        |
| Dave Parker, L (1,9)<br>OBP: 0.264, SLG: 0.441       | P6   |                                 |                              | 4-3                              |                              |                                 | P6                           | 1-3<br>2B                       |                              | 4                               | 0                            | 1                               | 0                            | 0                               | 0                            | 0                               |                              |                                 |                                  |                                    |                                  |        |
| Bill Madlock, R (1,5)<br>OBP: 0.406, SLG: 0.467      |  | FC4-6<br>1B                     |                              | K                                |                              |                                 | HR                           | F9                              |                              | 4                               | 1                            | 2                               | 1                            | 0                               | 1                            | 2                               |                              |                                 |                                  |                                    |                                  |        |
| Mike Easter, L (1,7)<br>OBP: 0.358, SLG: 0.561       |  | K                               |                              | G3                               |                              |                                 | K                            |                                 | P6                           | 4                               | 0                            | 0                               | 0                            | 0                               | 2                            | 1                               |                              |                                 |                                  |                                    |                                  |        |
| Jason Thompson, L (1,3)<br>OBP: 0.321, SLG: 0.315    |  |                                 |                              |                                  | K                            |                                 | 2B<br>1B                     |                                 | K                            | 3                               | 0                            | 1                               | 0                            | 1                               | 2                            | 0                               |                              |                                 |                                  |                                    |                                  |        |
| Tony Peña, R (1,2)<br>OBP: 0.326, SLG: 0.393         |  |                                 |                              |                                  | K                            |                                 |                              |                                 | G3                           | 2                               | 0                            | 0                               | 0                            | 0                               | 1                            | 2                               | AB 33                        |                                 |                                  |                                    |                                  |        |
| Willie Stargell, L (7, PH)<br>OBP: 0.321, SLG: 0.280 | FC4-6  |                                 |                              |                                  | K                            |                                 |                              |                                 |                              | 1                               | 0                            | 1                               | 0                            | 0                               | 0                            | 0                               | R 1                          |                                 |                                  |                                    |                                  |        |
| Eddie Solomon, R (7, PR)<br>OBP: 0.067, SLG: 0.067   |  |                                 |                              |                                  |                              |                                 |                              |                                 |                              | 0                               | 0                            | 0                               | 0                            | 0                               | 0                            | 0                               | H 6                          |                                 |                                  |                                    |                                  |        |
| Steve Nicosia, R (7,2)<br>OBP: 0.278, SLG: 0.280     | 1-2<br>2-3   |                                 |                              |                                  |                              |                                 |                              |                                 |                              | 1                               | 0                            | 0                               | 0                            | 0                               | 0                            | 0                               | RBI 1                        |                                 |                                  |                                    |                                  |        |
| Dale Berra, R (1,6)<br>OBP: 0.341, SLG: 0.366        | L4   |                                 |                              |                                  | 5-3                          |                                 |                              | F8                              |                              | 3                               | 0                            | 0                               | 0                            | 0                               | 0                            | 4                               | BB 1                         |                                 |                                  |                                    |                                  |        |
| Pascual Perez, R (1,1)<br>OBP: 0.111, SLG: 0.111     |  |                                 | G3                           |                                  |                              |                                 |                              |                                 |                              | 1                               | 0                            | 0                               | 0                            | 0                               | 0                            | 0                               | SO 7                         |                                 |                                  |                                    |                                  |        |
| Kurt Bevacqua, R (6, PH)<br>OBP: 0.313, SLG: 0.231   |  |                                 |                              |                                  |                              | F9                              |                              | 6-3                             |                              | 1                               | 0                            | 0                               | 0                            | 0                               | 0                            | 0                               | LOB 9                        |                                 |                                  |                                    |                                  |        |
| Kent Tekulve, R (6,1)<br>OBP: 0.281, SLG: 0.283      |  |                                 |                              |                                  |                              |                                 |                              |                                 |                              | 0                               | 0                            | 0                               | 0                            | 0                               | 0                            | 0                               |                              |                                 |                                  |                                    |                                  |        |
| Tim Foli, R (8, PH)<br>OBP: 0.281, SLG: 0.283        |  |                                 |                              |                                  |                              |                                 |                              |                                 |                              | 1                               | 0                            | 0                               | 0                            | 0                               | 0                            | 0                               |                              |                                 |                                  |                                    |                                  |        |
| Victor Cruz, R (8,1)<br>OBP: 0.281, SLG: 0.283       |  |                                 |                              |                                  |                              |                                 |                              |                                 |                              | 0                               | 0                            | 0                               | 0                            | 0                               | 0                            | 0                               |                              |                                 |                                  |                                    |                                  |        |
| <b>Inning Stats</b>                                  | R: 0<br>E: 0<br>K: 0<br>S: 3   | H: 0<br>LOB: 0<br>BB: 0<br>P: 3 | R: 0<br>E: 0<br>K: 1<br>S: 6 | H: 1<br>LOB: 2<br>BB: 1<br>P: 10 | R: 0<br>E: 0<br>K: 0<br>S: 3 | H: 0<br>LOB: 0<br>BB: 0<br>P: 3 | R: 0<br>E: 0<br>K: 1<br>S: 5 | H: 0<br>LOB: 0<br>BB: 0<br>P: 5 | R: 0<br>E: 0<br>K: 1<br>S: 7 | H: 0<br>LOB: 0<br>BB: 0<br>P: 7 | R: 0<br>E: 0<br>K: 1<br>S: 5 | H: 0<br>LOB: 0<br>BB: 0<br>P: 5 | R: 1<br>E: 0<br>K: 1<br>S: 8 | H: 3<br>LOB: 2<br>BB: 0<br>P: 8 | R: 0<br>E: 0<br>K: 0<br>S: 5 | H: 2<br>LOB: 2<br>BB: 0<br>P: 5 | R: 0<br>E: 0<br>K: 1<br>S: 5 | H: 0<br>LOB: 0<br>BB: 0<br>P: 5 | 1B: 3<br>2B: 2<br>3B: 0<br>HR: 1 | SF: 0<br>SAC: 0<br>DP: 0<br>HBP: 0 | WP: 0<br>PB: 0<br>SB: 1<br>CS: 0 | PA: 34 |
| <b>PITCHER</b><br>Steve Rogers, R (1,1)<br>ERA: 4.57 | IP: 9.0<br>WLS: W<br>BF: 34<br>H: 6<br>R: 1<br>ER: 1<br>SO: 7<br>BB: 1<br>IBB: 0<br>HBP: 0<br>BLK: 0<br>WP: 0<br>HR: 1<br>S: 47<br>P: 51<br>ERA: 1.00<br>WHIP: 0.778 |                                 |                              |                                  |                              |                                 |                              |                                 |                              |                                 |                              |                                 |                              |                                 |                              |                                 |                              |                                 |                                  |                                    |                                  |        |

Pittsburgh Pirates @ Montreal Expos  
Olympic Stadium, Montreal, QB  
Sun May 31 1981, 3:33 AM EDT  
Att: 45,784 - Unknown

|     |    |
|-----|----|
| AB  | 33 |
| R   | 1  |
| H   | 6  |
| RBI | 1  |
| BB  | 1  |
| SO  | 7  |
| LOB | 9  |



| Batter  | 1  | 2                               | 3                            | 4                               | 5                            | 6                               | 7                            | 8                               | 9                            | AB                               | R                            | H                               | RBI                          | BB                              | SO                           | LOB                             | BOTTOM                       |                                 |                                  |                                    |                                  |        |
|---|--|---------------------------------|------------------------------|---------------------------------|------------------------------|---------------------------------|------------------------------|---------------------------------|------------------------------|----------------------------------|------------------------------|---------------------------------|------------------------------|---------------------------------|------------------------------|---------------------------------|------------------------------|---------------------------------|----------------------------------|------------------------------------|----------------------------------|--------|
| Tim Raines, S (1,7)<br>OBP: 0.418, SLG: 0.464         | F7   |                                 | F8                           |                                 | 2B<br>1B<br>IBB              |                                 | G3                           |                                 |                              | 3                                | 1                            | 0                               | 0                            | 1                               | 0                            | 0                               |                              |                                 |                                  |                                    |                                  |        |
| Rodney Scott, S (1,4)<br>OBP: 0.313, SLG: 0.225       | P7   |                                 | 1-3                          |                                 | 1-3<br>2H<br>1B<br>2B        |                                 | 6-3                          |                                 |                              | 4                                | 1                            | 1                               | 1                            | 0                               | 0                            | 0                               |                              |                                 |                                  |                                    |                                  |        |
| Andre Dawson, R (1,8)<br>OBP: 0.386, SLG: 0.605       | HR   |                                 | 1-3                          |                                 | 4-0<br>1B<br>IBB             |                                 |                              | F2                              |                              | 3                                | 1                            | 1                               | 1                            | 1                               | 0                            | 0                               |                              |                                 |                                  |                                    |                                  |        |
| Gary Carter, R (1,2)<br>OBP: 0.322, SLG: 0.382        | 1B   |                                 |                              | 5-3                             | 1-2<br>2H<br>3H<br>1B        |                                 |                              | 1B<br>1B                        |                              | 4                                | 1                            | 3                               | 2                            | 0                               | 0                            | 0                               |                              |                                 |                                  |                                    |                                  |        |
| Warren Cromartie, L (1,3)<br>OBP: 0.323, SLG: 0.397   | L6   |                                 |                              | F8                              | L8                           |                                 |                              | 1B<br>1B                        |                              | 4                                | 0                            | 1                               | 0                            | 0                               | 0                            | 3                               |                              |                                 |                                  |                                    |                                  |        |
| Tim Lincecum, R (1,9)<br>OBP: 0.330, SLG: 0.402       |  | 5-3                             |                              | 1-3                             |                              | 5-3                             |                              | 1B<br>1B                        |                              | 4                                | 0                            | 1                               | 1                            | 0                               | 0                            | 0                               |                              |                                 |                                  |                                    |                                  |        |
| Larry Parrish, R (1,5)<br>OBP: 0.264, SLG: 0.299      |  |                                 |                              |                                 | K                            | P4                              |                              | G6-4-3<br>IBB                   |                              | 3                                | 0                            | 1                               | 0                            | 1                               | 1                            | 0                               | AB 31                        |                                 |                                  |                                    |                                  |        |
| Chris Speier, R (1,6)<br>OBP: 0.342, SLG: 0.364       |  | 6-3                             |                              |                                 | SH1-4<br>2B<br>1B            | K                               |                              | G6-4-3                          |                              | 4                                | 1                            | 1                               | 0                            | 0                               | 1                            | 4                               | R 5                          |                                 |                                  |                                    |                                  |        |
| Steve Rogers, R (1,1)<br>OBP: 0.143, SLG: 0.077       |  | 4-3                             |                              |                                 | SH1-4<br>1-2                 |                                 | K                            |                                 |                              | 2                                | 0                            | 0                               | 0                            | 0                               | 1                            | 1                               | H 9                          |                                 |                                  |                                    |                                  |        |
| <b>Inning Stats</b>                                   | R: 1<br>E: 0<br>K: 0<br>S: 5   | H: 2<br>LOB: 1<br>BB: 0<br>P: 5 | R: 0<br>E: 0<br>K: 0<br>S: 4 | H: 1<br>LOB: 1<br>BB: 0<br>P: 4 | R: 0<br>E: 0<br>K: 0<br>S: 3 | H: 0<br>LOB: 0<br>BB: 0<br>P: 3 | R: 0<br>E: 0<br>K: 0<br>S: 3 | H: 0<br>LOB: 0<br>BB: 0<br>P: 3 | R: 3<br>E: 0<br>K: 1<br>S: 8 | H: 3<br>LOB: 2<br>BB: 2<br>P: 16 | R: 0<br>E: 0<br>K: 1<br>S: 5 | H: 0<br>LOB: 0<br>BB: 0<br>P: 5 | R: 0<br>E: 0<br>K: 1<br>S: 5 | H: 0<br>LOB: 0<br>BB: 0<br>P: 5 | R: 1<br>E: 0<br>K: 0<br>S: 5 | H: 3<br>LOB: 2<br>BB: 1<br>P: 9 | R: 0<br>E: 0<br>K: 0<br>S: 5 | H: 0<br>LOB: 0<br>BB: 0<br>P: 5 | 1B: 7<br>2B: 1<br>3B: 0<br>HR: 1 | SF: 0<br>SAC: 1<br>DP: 1<br>HBP: 0 | WP: 0<br>PB: 0<br>SB: 0<br>CS: 0 | PA: 35 |
| <b>PITCHER</b><br>Pascual Perez, R (1,1)<br>ERA: 2.32 | IP: 5.0<br>WLS: L<br>BF: 23<br>H: 6<br>R: 4<br>ER: 4<br>SO: 1<br>BB: 2<br>IBB: 0<br>HBP: 0<br>BLK: 0<br>WP: 0<br>HR: 1<br>S: 23<br>P: 31<br>ERA: 7.20<br>WHIP: 1.200 |                                 |                              |                                 |                              |                                 |                              |                                 |                              |                                  |                              |                                 |                              |                                 |                              |                                 |                              |                                 |                                  |                                    |                                  |        |
| Kent Tekulve, R (6,1)<br>ERA: 4.91                    | 2.0<br>6<br>0<br>0<br>0<br>2<br>0<br>0<br>0<br>0<br>0<br>0<br>10<br>10<br>0.00<br>0.000  |                                 |                              |                                 |                              |                                 |                              |                                 |                              |                                  |                              |                                 |                              |                                 |                              |                                 |                              |                                 |                                  |                                    |                                  |        |
| Victor Cruz, R (8,1)<br>ERA: 2.45                     | 1.0<br>6<br>3<br>1<br>1<br>0<br>0<br>1<br>0<br>0<br>0<br>0<br>5<br>9<br>9.00<br>3.000  |                                 |                              |                                 |                              |                                 |                              |                                 |                              |                                  |                              |                                 |                              |                                 |                              |                                 |                              |                                 |                                  |                                    |                                  |        |

Pittsburgh Pirates @ Montreal Expos  
Olympic Stadium, Montreal, QB  
Sun May 31 1981, 3:33 AM EDT  
Att: 45,784 - Unknown

|     |    |
|-----|----|
| AB  | 31 |
| R   | 5  |
| H   | 9  |
| RBI | 5  |
| BB  | 3  |
| SO  | 3  |
| LOB | 8  |














| Batter  | 1                            | 2                               | 3                            | 4                                | 5                            | 6                               | 7                            | 8                               | 9                            | 10                              | 11                           | AB                              | R                            | H                               | RBI                          | BB                              | SO                           | LOB                             | TOP                              |                                    |                                  |        |
|---|------------------------------|---------------------------------|------------------------------|----------------------------------|------------------------------|---------------------------------|------------------------------|---------------------------------|------------------------------|---------------------------------|------------------------------|---------------------------------|------------------------------|---------------------------------|------------------------------|---------------------------------|------------------------------|---------------------------------|----------------------------------|------------------------------------|----------------------------------|--------|
| Tim Raines, S<br>OBP: 0.410, SLG: 0.461<br>(1, 7)   | F9                           |                                 | 1B                           |                                  | 1-3                          |                                 |                              | 1B                              |                              | 1B                              |                              | 5                               | 0                            | 3                               | 1                            | 0                               | 0                            | 0                               |                                  |                                    |                                  |        |
| Rodney Scott, S<br>OBP: 0.305, SLG: 0.219<br>(1, 4)   | F2                           |                                 | K                            |                                  |                              |                                 | F9                           |                                 |                              | G3                              |                              | 5                               | 0                            | 1                               | 0                            | 0                               | 1                            | 2                               |                                  |                                    |                                  |        |
| Andre Dawson, R<br>OBP: 0.376, SLG: 0.594<br>(1, 8)   | K                            |                                 | K                            |                                  |                              |                                 | P4                           |                                 |                              | 5-3                             |                              | 5                               | 0                            | 0                               | 0                            | 0                               | 2                            | 3                               |                                  |                                    |                                  |        |
| Gary Carter, R<br>OBP: 0.321, SLG: 0.400<br>(1, 2)  |                              | 4-3<br>1B<br>2B                 | 1-6-3                        |                                  |                              |                                 | P6                           |                                 |                              | 6-3                             |                              | 5                               | 1                            | 1                               | 0                            | 0                               | 0                            | 1                               |                                  |                                    |                                  |        |
| Warren Cromartie, L<br>OBP: 0.310, SLG: 0.377<br>(1, 3)   |                              | 4-3                             |                              |                                  | 5-3                          |                                 |                              |                                 |                              | 4-3                             |                              | 5                               | 0                            | 0                               | 0                            | 0                               | 0                            | 1                               |                                  |                                    |                                  |        |
| Larry Parrish, R<br>OBP: 0.299, SLG: 0.299<br>(1, 5)  |                              | 2-3<br>1B<br>BB                 |                              |                                  | 6-3                          |                                 |                              |                                 |                              | 1-3                             |                              | 3                               | 0                            | 0                               | 0                            | 1                               | 0                            | 0                               |                                  |                                    |                                  |        |
| Jerry White, S<br>OBP: 0.347, SLG: 0.397<br>(1, 9)  |                              | L6                              |                              |                                  | F9                           |                                 |                              |                                 |                              |                                 |                              | 4                               | 1                            | 1                               | 0                            | 0                               | 0                            | 2                               |                                  |                                    |                                  |        |
| Chris Speier, R<br>OBP: 0.353, SLG: 0.373<br>(1, 6)   |                              |                                 |                              |                                  | 6-3                          |                                 |                              |                                 |                              | F7                              |                              | 3                               | 0                            | 1                               | 1                            | 0                               | 0                            | 0                               |                                  |                                    |                                  |        |
| Stan Bahnsen, R<br>OBP: 0.200, SLG: 0.200<br>Woody Fryman, R<br>OBP: 0.500, SLG: 0.500<br>Bill Lee, L<br>OBP: 0.333, SLG: 0.333<br>Elias Sosa, R<br>OBP: 1.000, SLG: 1.000<br>(1, 1)<br>(6, 1)<br>(9, 1)<br>(11, 1) |                              | 1-2<br>3-H<br>1B                |                              |                                  | L6                           |                                 |                              |                                 |                              | 4-3                             |                              | 2                               | 0                            | 0                               | 0                            | 0                               | 1                            | 2                               |                                  |                                    |                                  |        |
| <b>Inning Stats</b>   | R: 0<br>E: 0<br>K: 1<br>S: 5 | H: 0<br>LOB: 0<br>BB: 0<br>P: 5 | R: 1<br>E: 0<br>K: 1<br>S: 7 | H: 2<br>LOB: 2<br>BB: 1<br>P: 11 | R: 0<br>E: 0<br>K: 2<br>S: 8 | H: 1<br>LOB: 1<br>BB: 0<br>P: 8 | R: 0<br>E: 0<br>K: 0<br>S: 3 | H: 0<br>LOB: 0<br>BB: 0<br>P: 3 | R: 0<br>E: 0<br>K: 2<br>S: 3 | H: 0<br>LOB: 0<br>BB: 0<br>P: 3 | R: 0<br>E: 0<br>K: 0<br>S: 5 | H: 2<br>LOB: 2<br>BB: 0<br>P: 5 | R: 0<br>E: 0<br>K: 0<br>S: 3 | H: 0<br>LOB: 0<br>BB: 0<br>P: 3 | R: 1<br>E: 0<br>K: 0<br>S: 5 | H: 2<br>LOB: 1<br>BB: 0<br>P: 5 | R: 0<br>E: 0<br>K: 0<br>S: 3 | H: 0<br>LOB: 0<br>BB: 0<br>P: 3 | 1B: 6<br>2B: 1<br>3B: 0<br>HR: 0 | SF: 0<br>SAC: 1<br>DP: 0<br>HBP: 0 | WP: 0<br>PB: 0<br>SB: 3<br>CS: 0 | PA: 41 |
| <b>PITCHER</b>  | IP<br>8.0                    | WLS<br>3                        | BF<br>30                     | H<br>5                           | R<br>1                       | ER<br>1                         | SO<br>4                      | BB<br>1                         | IBB<br>0                     | HBP<br>0                        | BLK<br>0                     | WP<br>0                         | HR<br>0                      | S<br>37                         | P<br>41                      | ERA<br>3.4                      | WHIP<br>0.750                |                                 |                                  |                                    |                                  |        |
| Bob Forsch, R<br>ERA: 3.4<br>Bruce Sutter, R<br>ERA: 3.71<br>(1, 1)<br>(9, 1)   |                              |                                 |                              |                                  |                              |                                 |                              |                                 |                              |                                 |                              |                                 |                              |                                 |                              |                                 |                              |                                 |                                  |                                    |                                  |        |

Montreal Expos @ St. Louis Cardinals  
 Busch Stadium, St. Louis, MO  
 Wed Jun 03 1981, 7:05 PM CDT  
 Att: 13,085 - Cloudy

AB 39  
 R 2  
 H 7  
 RBI 2  
 BB 1  
 SO 4  
 LOB 12



| Batter  | 1                            | 2                               | 3                            | 4                               | 5                            | 6                               | 7                            | 8                               | 9                            | 10                              | 11                           | AB                              | R                            | H                               | RBI                          | BB                              | SO                           | LOB                             | BOTTOM                           |                                    |                                  |        |
|---|------------------------------|---------------------------------|------------------------------|---------------------------------|------------------------------|---------------------------------|------------------------------|---------------------------------|------------------------------|---------------------------------|------------------------------|---------------------------------|------------------------------|---------------------------------|------------------------------|---------------------------------|------------------------------|---------------------------------|----------------------------------|------------------------------------|----------------------------------|--------|
| Tom Herr, S<br>OBP: 0.368, SLG: 0.406<br>(1, 4)   | G3                           |                                 | 6-3                          |                                 |                              |                                 |                              |                                 |                              | 1-3                             |                              | 5                               | 0                            | 1                               | 1                            | 0                               | 0                            | 1                               |                                  |                                    |                                  |        |
| Garry Templeton, S<br>OBP: 0.299, SLG: 0.391<br>(1, 6)  |                              |                                 |                              |                                 | 4-3                          |                                 |                              |                                 |                              | F9                              |                              | 4                               | 0                            | 1                               | 0                            | 0                               | 0                            | 1                               |                                  |                                    |                                  |        |
| Keith Hernandez, L<br>OBP: 0.396, SLG: 0.470<br>(1, 3)  |                              |                                 | L6-3                         |                                 | 4-3                          |                                 |                              |                                 |                              | G3                              |                              | 4                               | 0                            | 0                               | 0                            | 0                               | 0                            | 1                               |                                  |                                    |                                  |        |
| George Hendrick, R<br>OBP: 0.368, SLG: 0.500<br>(8, 8)  |                              |                                 |                              |                                 | K                            |                                 |                              |                                 |                              |                                 |                              | 4                               | 1                            | 2                               | 1                            | 0                               | 2                            | 0                               |                                  |                                    |                                  |        |
| Dane Iorg, L<br>OBP: 0.284, SLG: 0.364<br>Mike Ramsey, S<br>OBP: 0.414, SLG: 0.407<br>(1, 7)<br>(10, PH)<br>(11, 7)   |                              | FC3-6<br>1B                     |                              |                                 |                              |                                 |                              |                                 |                              | F8                              |                              | 3                               | 0                            | 1                               | 0                            | 0                               | 0                            | 1                               |                                  |                                    |                                  |        |
| Ken Oberkfell, L<br>OBP: 0.353, SLG: 0.340<br>(1, 5)  |                              | 1-2<br>1B                       |                              |                                 | 5-3                          |                                 |                              |                                 |                              | G3                              |                              | 4                               | 0                            | 1                               | 0                            | 0                               | 0                            | 1                               |                                  |                                    |                                  |        |
| Tony Scott, S<br>OBP: 0.254, SLG: 0.314<br>Sixto Lezcano, R<br>OBP: 0.362, SLG: 0.367<br>(1, 8)<br>(8, PH)<br>(9, 9)  |                              |                                 |                              |                                 | G6-3                         |                                 |                              |                                 |                              | G3                              |                              | 2                               | 0                            | 0                               | 0                            | 0                               | 1                            | 3                               |                                  |                                    |                                  |        |
| Glenn Brummer, R<br>OBP: 0.400, SLG: 0.429<br>Gene Tenace, R<br>OBP: 0.377, SLG: 0.356<br>Tito Landrum, R<br>OBP: 0.222, SLG: 0.360<br>Orlando Sanchez, L<br>OBP: 0.391, SLG: 0.500<br>(1, 2)<br>(8, PH)<br>(8, PR)<br>(9, 2) |                              |                                 |                              |                                 |                              |                                 |                              |                                 |                              |                                 |                              | 2                               | 0                            | 1                               | 0                            | 0                               | 0                            | 0                               |                                  |                                    |                                  |        |
| Bob Forsch, R<br>OBP: 0.224, SLG: 0.222<br>Bruce Sutter, R<br>OBP: 0.362, SLG: 0.367<br>Steve Braun, L<br>OBP: 0.309, SLG: 0.273<br>(1, 1)<br>(9, 1)<br>(11, PH)  |                              |                                 |                              |                                 | P3                           |                                 |                              |                                 |                              |                                 |                              | 0                               | 0                            | 0                               | 0                            | 1                               | 0                            | 0                               |                                  |                                    |                                  |        |
| <b>Inning Stats</b>   | R: 0<br>E: 0<br>K: 0<br>S: 3 | H: 1<br>LOB: 0<br>BB: 0<br>P: 3 | R: 0<br>E: 0<br>K: 0<br>S: 4 | H: 2<br>LOB: 1<br>BB: 0<br>P: 4 | R: 0<br>E: 0<br>K: 0<br>S: 3 | H: 0<br>LOB: 0<br>BB: 0<br>P: 3 | R: 0<br>E: 0<br>K: 1<br>S: 5 | H: 0<br>LOB: 0<br>BB: 0<br>P: 5 | R: 0<br>E: 0<br>K: 1<br>S: 5 | H: 0<br>LOB: 0<br>BB: 0<br>P: 5 | R: 1<br>E: 0<br>K: 1<br>S: 5 | H: 1<br>LOB: 1<br>BB: 1<br>P: 9 | R: 0<br>E: 0<br>K: 0<br>S: 3 | H: 0<br>LOB: 0<br>BB: 0<br>P: 3 | R: 1<br>E: 0<br>K: 0<br>S: 4 | H: 1<br>LOB: 0<br>BB: 0<br>P: 4 | R: 1<br>E: 0<br>K: 1<br>S: 5 | H: 2<br>LOB: 1<br>BB: 0<br>P: 5 | 1B: 7<br>2B: 2<br>3B: 1<br>HR: 1 | SF: 0<br>SAC: 0<br>DP: 3<br>HBP: 0 | WP: 0<br>PB: 1<br>SB: 0<br>CS: 0 | PA: 37 |
| <b>PITCHER</b>  | IP<br>5.0                    | WLS<br>3                        | BF<br>17                     | H<br>5                          | R<br>2                       | ER<br>0                         | SO<br>2                      | BB<br>0                         | IBB<br>0                     | HBP<br>0                        | BLK<br>0                     | WP<br>0                         | HR<br>0                      | S<br>21                         | P<br>21                      | ERA<br>0.00                     | WHIP<br>1.000                |                                 |                                  |                                    |                                  |        |
| Stan Bahnsen, R<br>ERA: 4.97<br>Woody Fryman, L<br>ERA: 1.56<br>Bill Lee, L<br>ERA: 2.75<br>Elias Sosa, R<br>ERA: 3.0<br>(1, 1)<br>(6, 1)<br>(9, 1)<br>(11, 1)  |                              |                                 |                              |                                 |                              |                                 |                              |                                 |                              |                                 |                              |                                 |                              |                                 |                              |                                 |                              |                                 |                                  |                                    |                                  |        |

Montreal Expos @ St. Louis Cardinals  
 Busch Stadium, St. Louis, MO  
 Wed Jun 03 1981, 7:05 PM CDT  
 Att: 13,085 - Cloudy

AB 36  
 R 3  
 H 10  
 RBI 3  
 BB 1  
 SO 5  
 LOB 9





| Batter  | 1   | 2                               | 3                            | 4                               | 5                            | 6                               | 7                            | 8                               | 9                            | AB                              | R                            | H                               | RBI                          | BB                              | SO                           | LOB                             | TOP  |                                 |                                  |                                    |                                  |        |
|---|---|---------------------------------|------------------------------|---------------------------------|------------------------------|---------------------------------|------------------------------|---------------------------------|------------------------------|---------------------------------|------------------------------|---------------------------------|------------------------------|---------------------------------|------------------------------|---------------------------------|--|---------------------------------|----------------------------------|------------------------------------|----------------------------------|--------|
| Tim Raines, S (1,7)<br>OBP: 0.411, SLG: 0.459       | E7<br>FC6-5<br>1B                                     |                                 | 4-3                          |                                 | F7                           |                                 |                              | E S<br>1B<br>BB                 |                              | 3                               | 1                            | 1                               | 0                            | 1                               | 0                            | 0                               | <b>Montreal Expos @ St. Louis Cardinals</b><br>Busch Stadium, St. Louis, MO<br>Thu Jun 04 1981, 3:33 AM CDT<br>Att: 18,958 - Sunny |                                 |                                  |                                    |                                  |        |
| Rodney Scott, S (1,4)<br>OBP: 0.309, SLG: 0.221     | F7  |                                 |                              |                                 |                              | 4-3                             |                              | 6-3-5<br>1B                     |                              | 3                               | 0                            | 1                               | 1                            | 1                               | 0                            | 1                               |  |                                 |                                  |                                    |                                  |        |
| Andre Dawson, R (1,8)<br>OBP: 0.373, SLG: 0.586     | FC6-5<br>2-3  |                                 | F9                           |                                 |                              |                                 | 1B<br>1B                     | 6-3-5<br>1-2                    |                              | 4                               | 0                            | 1                               | 0                            | 0                               | 0                            | 3                               |  |                                 |                                  |                                    |                                  |        |
| Warren Cromartie, L (1,3)<br>OBP: 0.302, SLG: 0.368 | 1-3   |                                 |                              |                                 |                              |                                 | F7<br>1B                     | L3                              |                              | 4                               | 0                            | 0                               | 0                            | 0                               | 0                            | 2                               |  |                                 |                                  |                                    |                                  |        |
| Larry Parrish, R (1,5)<br>OBP: 0.280, SLG: 0.311    |   | FC4-6<br>1B                     |                              |                                 |                              |                                 |                              |                                 | F5                           | 4                               | 0                            | 3                               | 0                            | 0                               | 0                            | 0                               |  |                                 |                                  |                                    |                                  |        |
| Jerry White, S (1,9)<br>OBP: 0.329, SLG: 0.373      | FC4-6<br>1-2  | 4-3<br>1B                       | K                            |                                 |                              | 4-3                             |                              |                                 | L8                           | 4                               | 0                            | 0                               | 0                            | 0                               | 1                            | 4                               |  |                                 |                                  |                                    |                                  |        |
| Chris Speier, R (1,6)<br>OBP: 0.351, SLG: 0.370     | 4-3<br>1-2  |                                 | FC6-4<br>1-2                 |                                 |                              |                                 |                              |                                 | P3                           | 4                               | 0                            | 1                               | 0                            | 0                               | 0                            | 2                               |  |                                 |                                  |                                    |                                  |        |
| Bobby Ramos, R (1,2)<br>OBP: 0.318, SLG: 0.476      | 1-3   |                                 |                              |                                 |                              | K                               |                              |                                 | L1-3                         | 3                               | 0                            | 0                               | 0                            | 0                               | 1                            | 2                               |  |                                 |                                  |                                    |                                  |        |
| Bill Gullickson, R (1,1)<br>OBP: 0.208, SLG: 0.250  |   |                                 | 6-3                          |                                 |                              |                                 |                              |                                 |                              | 2                               | 0                            | 0                               | 0                            | 0                               | 1                            | 0                               |  |                                 |                                  |                                    |                                  |        |
| Chris Smith, S (7,PH)                               |   |                                 |                              |                                 |                              |                                 |                              |                                 |                              | 1                               | 0                            | 0                               | 0                            | 0                               | 1                            | 0                               |  |                                 |                                  |                                    |                                  |        |
| Jeff Reardon, R (7,1)                               |   |                                 |                              |                                 |                              |                                 |                              |                                 |                              | 0                               | 0                            | 0                               | 0                            | 0                               | 0                            | 0                               |  |                                 |                                  |                                    |                                  |        |
| <b>Inning Stats</b>                                 | R: 0<br>E: 1<br>K: 0<br>S: 4                          | H: 1<br>LOB: 1<br>BB: 0<br>P: 4 | R: 0<br>E: 0<br>K: 0<br>S: 4 | H: 1<br>LOB: 1<br>BB: 0<br>P: 4 | R: 0<br>E: 0<br>K: 0<br>S: 3 | H: 0<br>LOB: 1<br>BB: 1<br>P: 7 | R: 0<br>E: 0<br>K: 1<br>S: 6 | H: 1<br>LOB: 1<br>BB: 0<br>P: 6 | R: 0<br>E: 0<br>K: 2<br>S: 7 | H: 0<br>LOB: 0<br>BB: 0<br>P: 7 | R: 0<br>E: 0<br>K: 0<br>S: 5 | H: 2<br>LOB: 2<br>BB: 0<br>P: 5 | R: 0<br>E: 0<br>K: 1<br>S: 5 | H: 1<br>LOB: 0<br>BB: 0<br>P: 5 | R: 1<br>E: 0<br>K: 0<br>S: 3 | H: 1<br>LOB: 0<br>BB: 1<br>P: 7 | R: 0<br>E: 0<br>K: 0<br>S: 3   | H: 0<br>LOB: 0<br>BB: 0<br>P: 3 | 1B: 7<br>2B: 2<br>3B: 0<br>HR: 0 | SF: 0<br>SAC: 0<br>DP: 2<br>HBP: 0 | WP: 0<br>PB: 0<br>SB: 1<br>CS: 0 | PA: 34 |
| <b>PITCHER</b>                                      | IP WLS BF H R ER SO BB IBB HBP BLK WP HR S P ERA WHIP |                                 |                              |                                 |                              |                                 |                              |                                 |                              |                                 |                              |                                 |                              |                                 |                              |                                 |  |                                 |                                  |                                    |                                  |        |
| Lary Sorensen, R (1,1)<br>ERA: 3.46                 | 9.0 W 34 7 1 1 4 2 0 0 0 0 0 0 40 48 1.00 1.000       |                                 |                              |                                 |                              |                                 |                              |                                 |                              |                                 |                              |                                 |                              |                                 |                              |                                 |  |                                 |                                  |                                    |                                  |        |

|     |    |
|-----|----|
| AB  | 32 |
| R   | 1  |
| H   | 7  |
| RBI | 1  |
| BB  | 2  |
| SO  | 4  |
| LOB | 14 |



| Batter   | 1   | 2                               | 3                            | 4                                | 5                            | 6                               | 7                            | 8                               | 9                            | AB                              | R                            | H                                | RBI                          | BB                              | SO                           | LOB                             | BOTTOM   |                                    |                                  |        |
|--|---|---------------------------------|------------------------------|----------------------------------|------------------------------|---------------------------------|------------------------------|---------------------------------|------------------------------|---------------------------------|------------------------------|----------------------------------|------------------------------|---------------------------------|------------------------------|---------------------------------|--|------------------------------------|----------------------------------|--------|
| Tom Herr, S (1,4)<br>OBP: 0.355, SLG: 0.403        | F9  | 1-2<br>2-H<br>1B                |                              |                                  |                              |                                 | F3                           |                                 |                              |                                 | 4                            | 0                                | 1                            | 0                               | 0                            | 0                               | <b>Montreal Expos @ St. Louis Cardinals</b><br>Busch Stadium, St. Louis, MO<br>Thu Jun 04 1981, 3:33 AM CDT<br>Att: 18,958 - Sunny |                                    |                                  |        |
| Ken Oberkfell, L (1,5)<br>OBP: 0.350, SLG: 0.338   | 6-3   |                                 | 6-3                          |                                  |                              |                                 | F7                           |                                 |                              |                                 | 4                            | 0                                | 1                            | 0                               | 0                            | 0                               |  |                                    |                                  |        |
| Keith Hernandez, L (1,3)<br>OBP: 0.393, SLG: 0.464 | F8  |                                 |                              |                                  |                              |                                 | G3                           |                                 |                              |                                 | 4                            | 1                                | 1                            | 0                               | 0                            | 1                               |  |                                    |                                  |        |
| George Hendrick, R (1,8)<br>OBP: 0.360, SLG: 0.488 |   |                                 |                              |                                  |                              |                                 |                              |                                 |                              |                                 | 4                            | 0                                | 0                            | 0                               | 0                            | 2                               |  |                                    |                                  |        |
| Dane Iorg, L (1,7)<br>OBP: 0.314, SLG: 0.406       |   |                                 |                              |                                  |                              |                                 |                              |                                 |                              |                                 | 3                            | 2                                | 3                            | 1                               | 0                            | 0                               |  |                                    |                                  |        |
| Tony Scott, S (7,8)<br>OBP: 0.253, SLG: 0.313      |   | 1B<br>2B                        |                              |                                  |                              |                                 |                              |                                 |                              |                                 | 1                            | 0                                | 0                            | 0                               | 0                            | 0                               |  |                                    |                                  |        |
| Sixto Lezcano, R (1,9)<br>OBP: 0.394, SLG: 0.370   |   | 1B<br>1B<br>BB                  |                              |                                  |                              |                                 |                              |                                 |                              |                                 | 2                            | 1                                | 1                            | 1                               | 2                            | 0                               |  |                                    |                                  |        |
| Mike Ramsey, S (1,6)<br>OBP: 0.394, SLG: 0.387     |   | 1B<br>1B<br>1B                  |                              |                                  |                              |                                 |                              |                                 |                              |                                 | 4                            | 0                                | 1                            | 1                               | 0                            | 2                               |  |                                    |                                  |        |
| Orlando Sanchez, L (1,2)<br>OBP: 0.407, SLG: 0.480 |   | 1B<br>1B                        |                              |                                  |                              |                                 |                              |                                 |                              |                                 | 3                            | 0                                | 1                            | 1                               | 1                            | 0                               |  |                                    |                                  |        |
| Lary Sorensen, R (1,1)<br>OBP: 0.074, SLG: 0.111   |   | P1                              |                              |                                  |                              |                                 |                              |                                 |                              |                                 | 3                            | 0                                | 0                            | 0                               | 0                            | 2                               |  |                                    |                                  |        |
| <b>Inning Stats</b>                                | R: 0<br>E: 0<br>K: 0<br>S: 3                          | H: 0<br>LOB: 0<br>BB: 0<br>P: 3 | R: 2<br>E: 0<br>K: 1<br>S: 8 | H: 4<br>LOB: 2<br>BB: 1<br>P: 12 | R: 1<br>E: 0<br>K: 0<br>S: 5 | H: 2<br>LOB: 1<br>BB: 0<br>P: 5 | R: 0<br>E: 0<br>K: 1<br>S: 5 | H: 0<br>LOB: 0<br>BB: 0<br>P: 5 | R: 0<br>E: 0<br>K: 0<br>S: 3 | H: 0<br>LOB: 0<br>BB: 0<br>P: 3 | R: 1<br>E: 1<br>K: 1<br>S: 7 | H: 2<br>LOB: 2<br>BB: 1<br>P: 11 | R: 0<br>E: 0<br>K: 1<br>S: 6 | H: 1<br>LOB: 1<br>BB: 0<br>P: 6 | R: 0<br>E: 0<br>K: 0<br>S: 3 | H: 0<br>LOB: 1<br>BB: 1<br>P: 7 | 1B: 8<br>2B: 1<br>3B: 0<br>HR: 0   | SF: 0<br>SAC: 0<br>DP: 0<br>HBP: 0 | WP: 0<br>PB: 0<br>SB: 1<br>CS: 0 | PA: 35 |
| <b>PITCHER</b>                                     | IP WLS BF H R ER SO BB IBB HBP BLK WP HR S P ERA WHIP |                                 |                              |                                  |                              |                                 |                              |                                 |                              |                                 |                              |                                  |                              |                                 |                              |                                 |  |                                    |                                  |        |
| Bill Gullickson, R (1,1)<br>ERA: 3.6               | 6.0 L 27 8 4 3 3 1 0 0 0 0 0 0 9 13 4.50 1.500        |                                 |                              |                                  |                              |                                 |                              |                                 |                              |                                 |                              |                                  |                              |                                 |                              |                                 |  |                                    |                                  |        |
| Jeff Reardon, R (7,1)<br>ERA: 3.13                 | 2.0 8 1 0 0 1 1 0 0 0 0 0 0 9 13 0.00 1.000           |                                 |                              |                                  |                              |                                 |                              |                                 |                              |                                 |                              |                                  |                              |                                 |                              |                                 |  |                                    |                                  |        |

|     |    |
|-----|----|
| AB  | 32 |
| R   | 4  |
| H   | 9  |
| RBI | 4  |
| BB  | 3  |
| SO  | 4  |
| LOB | 11 |





| Batter   | 1   | 2                               | 3                            | 4                               | 5                            | 6                                | 7                            | 8                               | 9                            | AB                               | R                             | H                                | RBI                          | BB                              | SO                           | LOB                             | TOP                          |                                 |                                  |                                    |                                  |        |
|--|---|---------------------------------|------------------------------|---------------------------------|------------------------------|----------------------------------|------------------------------|---------------------------------|------------------------------|----------------------------------|-------------------------------|----------------------------------|------------------------------|---------------------------------|------------------------------|---------------------------------|------------------------------|---------------------------------|----------------------------------|------------------------------------|----------------------------------|--------|
| Tim Raines, S (1, 7)<br>OBP: 0.416, SLG: 0.454       | L3  |                                 | F9                           |                                 |                              |                                  |                              |                                 |                              |                                  |                               |                                  |                              |                                 |                              |                                 | 2 0 0 0 3 0 1                |                                 |                                  |                                    |                                  |        |
| Rodney Scott, S (1, 4)<br>OBP: 0.301, SLG: 0.214     | F8  |                                 |                              | 4-3                             | F7                           |                                  |                              |                                 | F7                           |                                  |                               |                                  |                              |                                 |                              |                                 | 5 0 0 0 0 0 5                |                                 |                                  |                                    |                                  |        |
| Andre Dawson, R (1, 8)<br>OBP: 0.365, SLG: 0.573     | 6-3   |                                 |                              | P5                              |                              |                                  |                              |                                 |                              |                                  |                               |                                  |                              |                                 |                              |                                 | 4 0 0 0 0 1 1                |                                 |                                  |                                    |                                  |        |
| Gary Carter, R (1, 2)<br>OBP: 0.320, SLG: 0.397      |   | 4-3                             |                              | K                               |                              |                                  |                              |                                 |                              |                                  |                               |                                  |                              |                                 |                              |                                 | 4 1 1 0 0 1 0                |                                 |                                  |                                    |                                  |        |
| Warren Cromartie, L (1, 9)<br>OBP: 0.307, SLG: 0.389 |   | P6                              |                              |                                 |                              |                                  |                              |                                 |                              |                                  |                               |                                  |                              |                                 |                              |                                 | 4 1 2 2 0 1 0                |                                 |                                  |                                    |                                  |        |
| Willie Montanez, L (1, 3)<br>OBP: 0.228, SLG: 0.178  |   |                                 |                              |                                 |                              |                                  |                              |                                 |                              |                                  |                               |                                  |                              |                                 |                              |                                 | 3 1 1 0 1 1 1                |                                 |                                  |                                    |                                  |        |
| Larry Parrish, R (1, 5)<br>OBP: 0.274, SLG: 0.303    |   |                                 |                              |                                 |                              |                                  |                              |                                 |                              |                                  |                               |                                  |                              |                                 |                              |                                 | 4 0 0 0 0 3 3                |                                 |                                  |                                    |                                  |        |
| Chris Speier, R (1, 6)<br>OBP: 0.354, SLG: 0.365     |   |                                 |                              |                                 |                              |                                  |                              |                                 |                              |                                  |                               |                                  |                              |                                 |                              |                                 | 2 0 0 0 2 1 1                |                                 |                                  |                                    |                                  |        |
| Steve Rogers, R (1, 1)<br>OBP: 0.161, SLG: 0.103     |   |                                 |                              |                                 |                              |                                  |                              |                                 |                              |                                  |                               |                                  |                              |                                 |                              |                                 | 3 0 1 1 0 2 1                |                                 |                                  |                                    |                                  |        |
| Elias Sosa, R (7, 1)<br>OBP: 1.000, SLG: 1.000       |   |                                 |                              |                                 |                              |                                  |                              |                                 |                              |                                  |                               |                                  |                              |                                 |                              |                                 | 0 0 0 0 0 0 0                |                                 |                                  |                                    |                                  |        |
| Jerry White, S (9, PH)<br>OBP: 0.325, SLG: 0.368     |   |                                 |                              |                                 |                              |                                  |                              |                                 |                              |                                  |                               |                                  |                              |                                 |                              |                                 | 1 0 0 0 0 0 0                |                                 |                                  |                                    |                                  |        |
| <b>Inning Stats</b>                                  | R: 0<br>E: 0<br>K: 0<br>S: 3  | H: 0<br>LOB: 0<br>BB: 0<br>P: 3 | R: 0<br>E: 0<br>K: 1<br>S: 5 | H: 0<br>LOB: 0<br>BB: 0<br>P: 5 | R: 0<br>E: 0<br>K: 2<br>S: 7 | H: 0<br>LOB: 1<br>BB: 1<br>P: 11 | R: 0<br>E: 0<br>K: 1<br>S: 5 | H: 0<br>LOB: 0<br>BB: 0<br>P: 5 | R: 1<br>E: 0<br>K: 1<br>S: 6 | H: 1<br>LOB: 3<br>BB: 3<br>P: 18 | R: 2<br>E: 0<br>K: 3<br>S: 12 | H: 3<br>LOB: 1<br>BB: 0<br>P: 12 | R: 0<br>E: 0<br>K: 1<br>S: 5 | H: 0<br>LOB: 1<br>BB: 1<br>P: 9 | R: 0<br>E: 0<br>K: 1<br>S: 6 | H: 1<br>LOB: 1<br>BB: 0<br>P: 6 | R: 0<br>E: 0<br>K: 0<br>S: 3 | H: 0<br>LOB: 1<br>BB: 1<br>P: 7 | 1B: 4<br>2B: 0<br>3B: 0<br>HR: 1 | SF: 0<br>SAC: 0<br>DP: 0<br>HBP: 0 | WP: 0<br>PB: 0<br>SB: 1<br>CS: 0 | PA: 38 |
| <b>PITCHER</b><br>Mario Soto, R (1, 1)<br>ERA: 3.48  | IP: 9.0<br>WLS: W<br>BF: 38<br>H: 5<br>R: 3<br>ER: 3<br>SO: 10<br>BB: 6<br>IBB: 0<br>HBP: 0<br>BLK: 0<br>WP: 0<br>HR: 1<br>S: 52<br>P: 76<br>ERA: 3.00<br>WHIP: 1.222 |                                 |                              |                                 |                              |                                  |                              |                                 |                              |                                  |                               |                                  |                              |                                 |                              | <b>PITCHER</b>                  |                              |                                 |                                  |                                    |                                  |        |

**Montreal Expos @ Cincinnati Reds**  
Riverfront Stadium, Cincinnati, OH  
Fri Jun 05 1981, 7:05 PM EDT  
Att: 21,298 - Unknown

|     |    |
|-----|----|
| AB  | 32 |
| R   | 3  |
| H   | 5  |
| RBI | 3  |
| BB  | 6  |
| SO  | 10 |
| LOB | 13 |



| Batter  | 1  | 2                               | 3                            | 4                                | 5                            | 6                               | 7                            | 8                               | 9                            | AB                              | R                            | H                               | RBI                          | BB                              | SO                           | LOB                             | BOTTOM                       |                                 |                                  |                                    |                                  |        |
|---|--|---------------------------------|------------------------------|----------------------------------|------------------------------|---------------------------------|------------------------------|---------------------------------|------------------------------|---------------------------------|------------------------------|---------------------------------|------------------------------|---------------------------------|------------------------------|---------------------------------|------------------------------|---------------------------------|----------------------------------|------------------------------------|----------------------------------|--------|
| Dave Collins, S (1, 9)<br>OBP: 0.385, SLG: 0.444      | B1-3   |                                 | 4-3                          |                                  |                              |                                 |                              |                                 |                              |                                 |                              |                                 |                              |                                 |                              |                                 | 4 1 1 0 0 0 0                |                                 |                                  |                                    |                                  |        |
| Sam Mejias, R (8, 9)<br>OBP: 0.333, SLG: 0.381        |  |                                 |                              |                                  |                              |                                 |                              |                                 |                              |                                 |                              |                                 |                              |                                 |                              |                                 | 0 0 0 0 0 0 0                |                                 |                                  |                                    |                                  |        |
| Ron Oester, S (1, 4)<br>OBP: 0.383, SLG: 0.442        |  |                                 |                              |                                  |                              |                                 |                              |                                 |                              |                                 |                              |                                 |                              |                                 |                              |                                 | 3 2 2 1 1 0 0                |                                 |                                  |                                    |                                  |        |
| Ken Griffey, L (1, 8)<br>OBP: 0.327, SLG: 0.386       |  |                                 |                              |                                  |                              |                                 |                              |                                 |                              |                                 |                              |                                 |                              |                                 |                              |                                 | 4 0 1 1 0 0 2                |                                 |                                  |                                    |                                  |        |
| George Foster, R (1, 7)<br>OBP: 0.352, SLG: 0.527     |  |                                 |                              |                                  |                              |                                 |                              |                                 |                              |                                 |                              |                                 |                              |                                 |                              |                                 | 4 1 2 1 0 0 2                |                                 |                                  |                                    |                                  |        |
| Dave Concepcion, R (1, 6)<br>OBP: 0.367, SLG: 0.462   |  |                                 |                              |                                  |                              |                                 |                              |                                 |                              |                                 |                              |                                 |                              |                                 |                              |                                 | 4 2 2 3 0 0 1                |                                 |                                  |                                    |                                  |        |
| Ray Knight, R (1, 5)<br>OBP: 0.330, SLG: 0.370        |  |                                 |                              |                                  |                              |                                 |                              |                                 |                              |                                 |                              |                                 |                              |                                 |                              |                                 | 3 0 0 0 1 0 0                |                                 |                                  |                                    |                                  |        |
| Dan Driessen, L (1, 3)<br>OBP: 0.331, SLG: 0.308      |  |                                 |                              |                                  |                              |                                 |                              |                                 |                              |                                 |                              |                                 |                              |                                 |                              |                                 | 4 0 0 0 0 1 2                |                                 |                                  |                                    |                                  |        |
| Joe Nolan, L (1, 2)<br>OBP: 0.365, SLG: 0.402         |  |                                 |                              |                                  |                              |                                 |                              |                                 |                              |                                 |                              |                                 |                              |                                 |                              |                                 | 2 0 0 0 2 0 0                |                                 |                                  |                                    |                                  |        |
| Mario Soto, R (1, 1)<br>OBP: 0.111, SLG: 0.077        |  |                                 |                              |                                  |                              |                                 |                              |                                 |                              |                                 |                              |                                 |                              |                                 |                              |                                 | 4 0 0 0 0 1 4                |                                 |                                  |                                    |                                  |        |
| <b>Inning Stats</b>                                   | R: 1<br>E: 0<br>K: 0<br>S: 4   | H: 2<br>LOB: 0<br>BB: 0<br>P: 4 | R: 0<br>E: 0<br>K: 0<br>S: 3 | H: 0<br>LOB: 2<br>BB: 2<br>P: 11 | R: 0<br>E: 0<br>K: 0<br>S: 3 | H: 0<br>LOB: 0<br>BB: 0<br>P: 3 | R: 2<br>E: 0<br>K: 0<br>S: 5 | H: 2<br>LOB: 1<br>BB: 1<br>P: 9 | R: 0<br>E: 0<br>K: 0<br>S: 3 | H: 0<br>LOB: 1<br>BB: 1<br>P: 7 | R: 1<br>E: 0<br>K: 1<br>S: 6 | H: 1<br>LOB: 0<br>BB: 0<br>P: 6 | R: 2<br>E: 0<br>K: 0<br>S: 6 | H: 3<br>LOB: 1<br>BB: 0<br>P: 6 | R: 0<br>E: 2<br>K: 1<br>S: 6 | H: 0<br>LOB: 1<br>BB: 0<br>P: 6 | R: 0<br>E: 0<br>K: 1<br>S: 3 | H: 0<br>LOB: 1<br>BB: 0<br>P: 6 | 1B: 3<br>2B: 2<br>3B: 1<br>HR: 2 | SF: 0<br>SAC: 0<br>DP: 2<br>HBP: 0 | WP: 0<br>PB: 0<br>SB: 2<br>CS: 0 | PA: 36 |
| <b>PITCHER</b><br>Steve Rogers, R (1, 1)<br>ERA: 4.84 | IP: 6.2<br>WLS: L<br>BF: 31<br>H: 8<br>R: 6<br>ER: 6<br>SO: 1<br>BB: 4<br>IBB: 0<br>HBP: 0<br>BLK: 0<br>WP: 0<br>HR: 2<br>S: 29<br>P: 45<br>ERA: 8.10<br>WHIP: 1.800 |                                 |                              |                                  |                              |                                 |                              |                                 |                              |                                 |                              |                                 |                              |                                 |                              | <b>PITCHER</b>                  |                              |                                 |                                  |                                    |                                  |        |
| Elias Sosa, R (7, 1)<br>ERA: 2.70                     | IP: 1.1<br>WLS: 5<br>BF: 0<br>H: 0<br>R: 0<br>ER: 0<br>SO: 1<br>BB: 0<br>IBB: 0<br>HBP: 0<br>BLK: 0<br>WP: 0<br>HR: 7<br>S: 7<br>P: 7<br>ERA: 0.00<br>WHIP: 0.000    |                                 |                              |                                  |                              |                                 |                              |                                 |                              |                                 |                              |                                 |                              |                                 |                              | <b>PITCHER</b>                  |                              |                                 |                                  |                                    |                                  |        |

**Montreal Expos @ Cincinnati Reds**  
Riverfront Stadium, Cincinnati, OH  
Fri Jun 05 1981, 7:05 PM EDT  
Att: 21,298 - Unknown

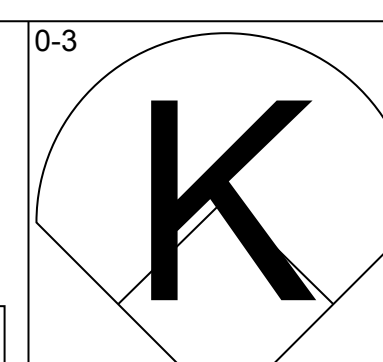
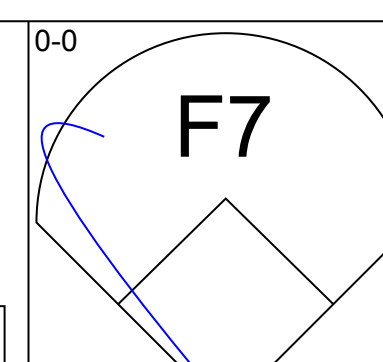
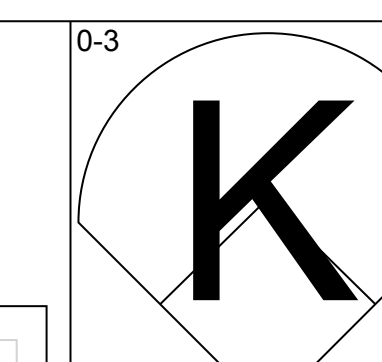
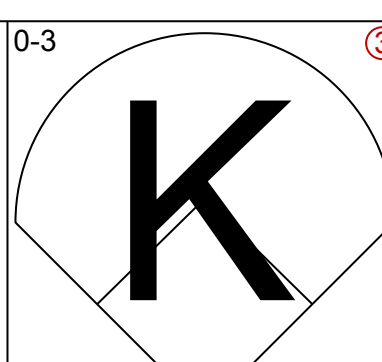
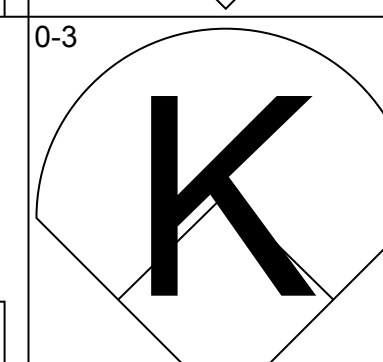
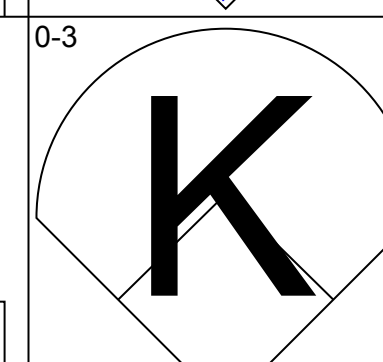
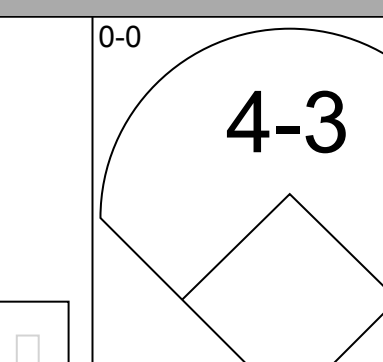
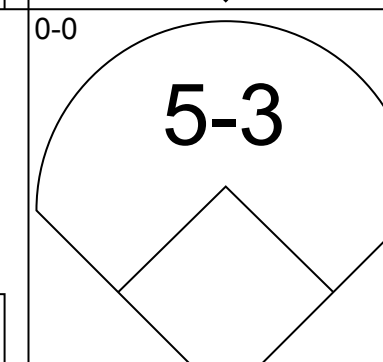
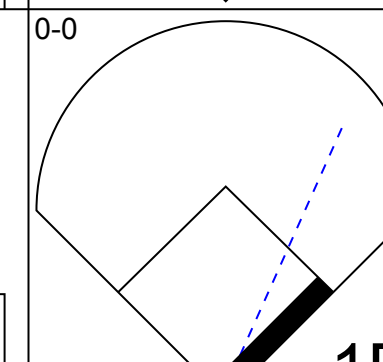
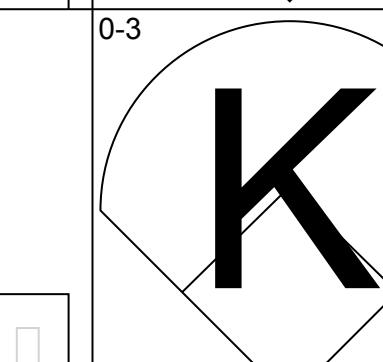
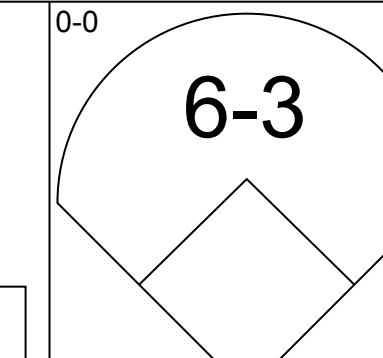
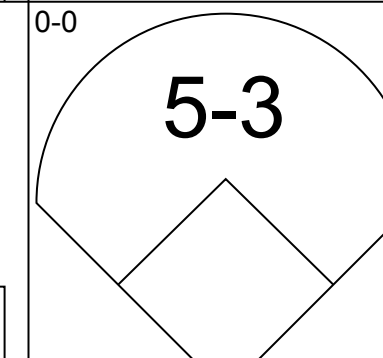
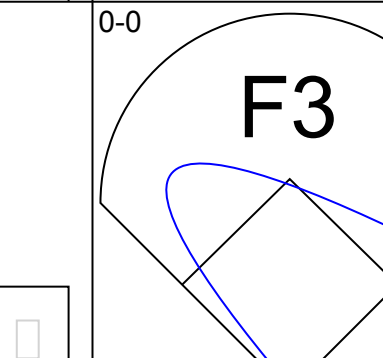
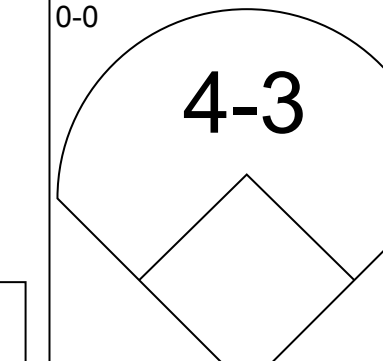
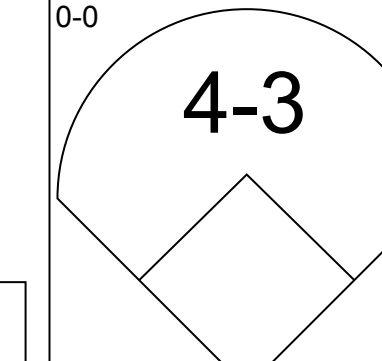
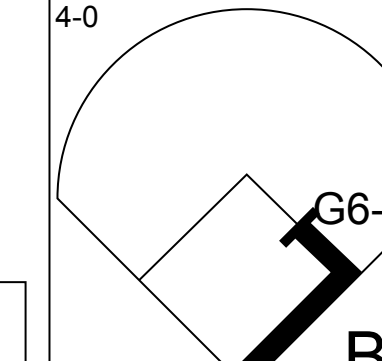
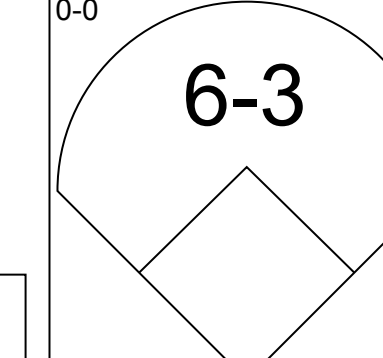
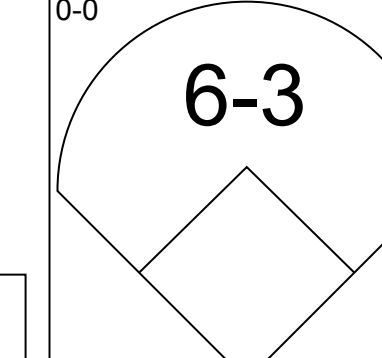
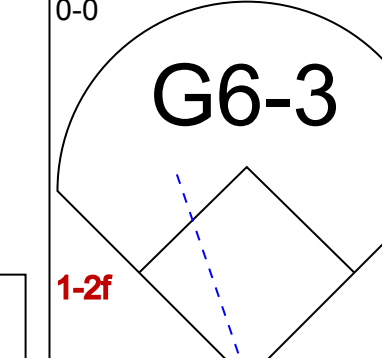
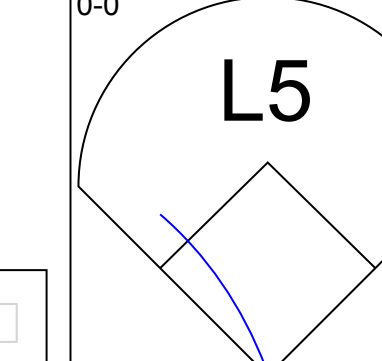
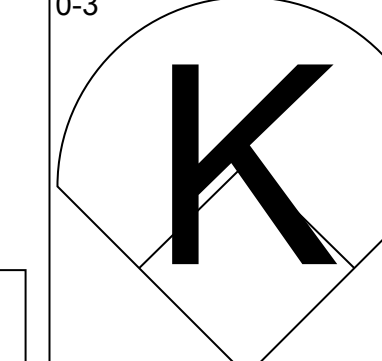
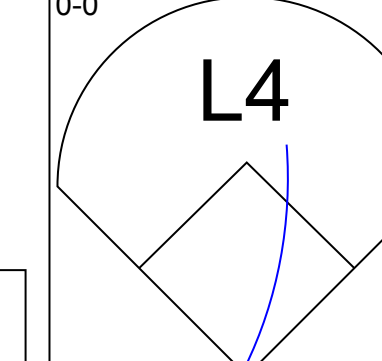
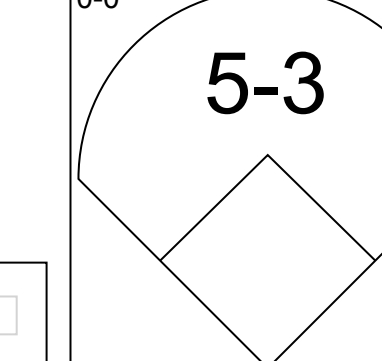
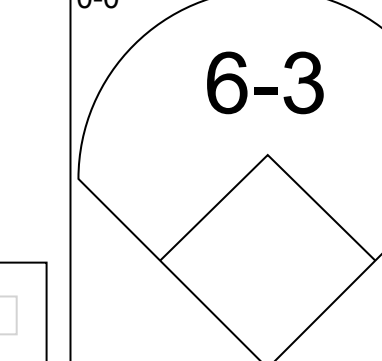
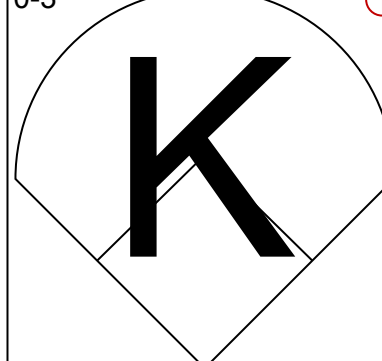
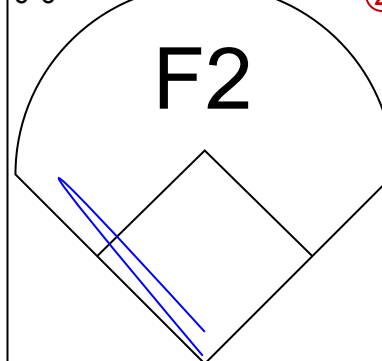
|     |    |
|-----|----|
| AB  | 32 |
| R   | 6  |
| H   | 8  |
| RBI | 6  |
| BB  | 4  |
| SO  | 2  |
| LOB | 11 |

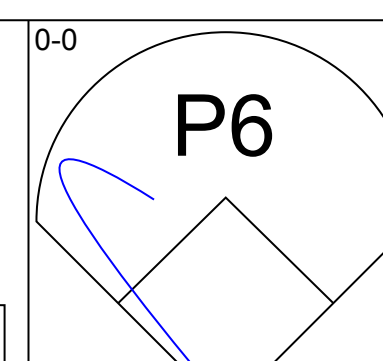
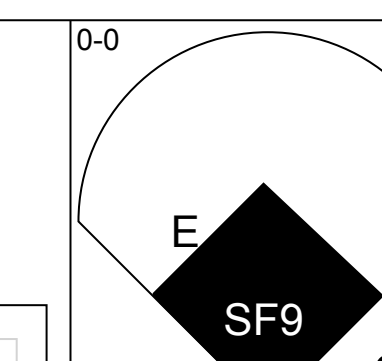
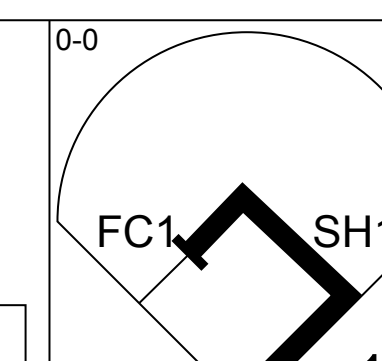
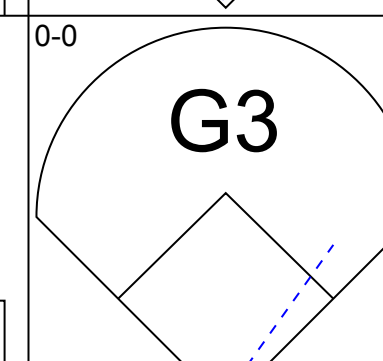
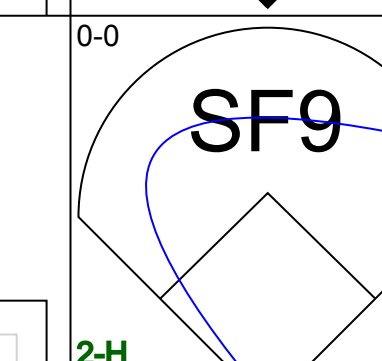
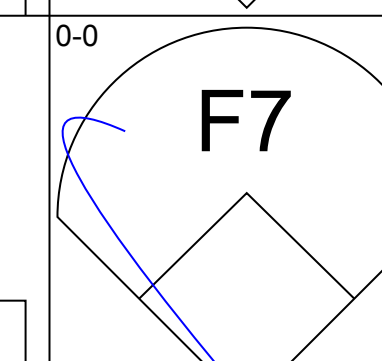
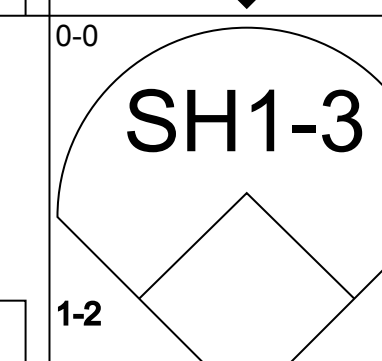
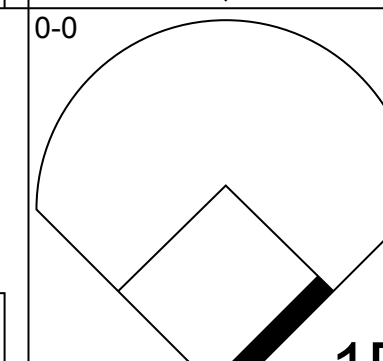
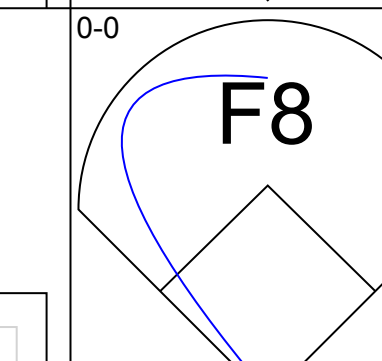
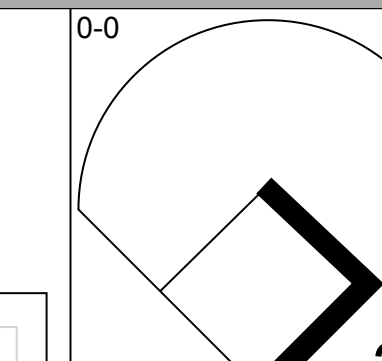
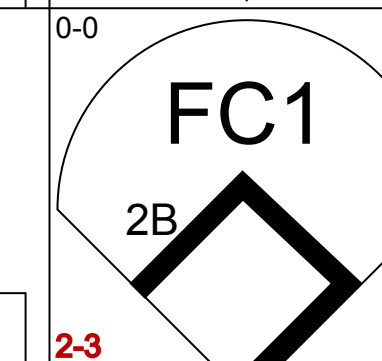
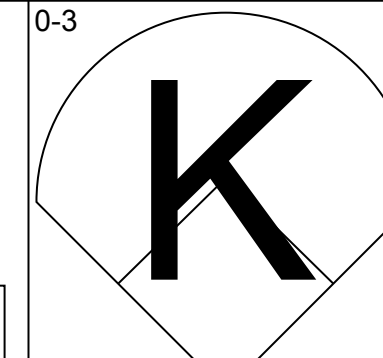
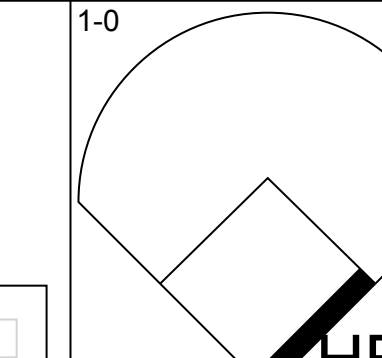
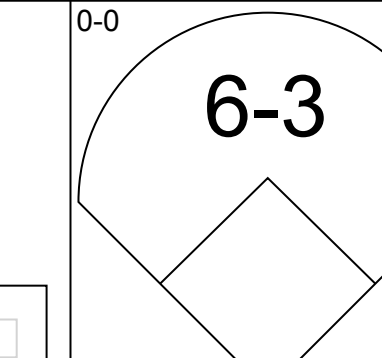
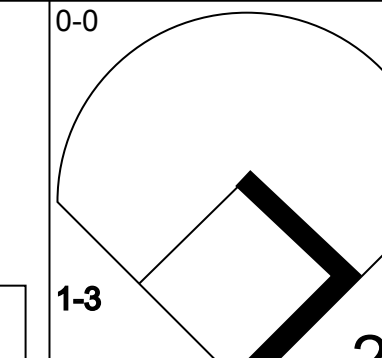
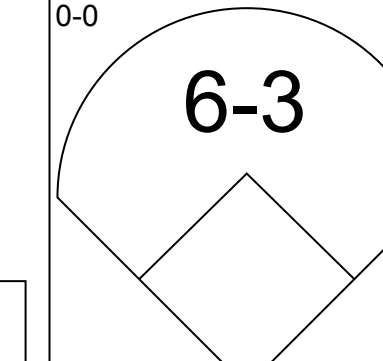
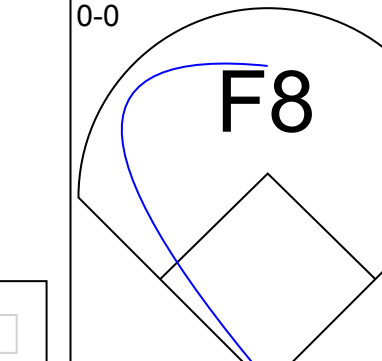
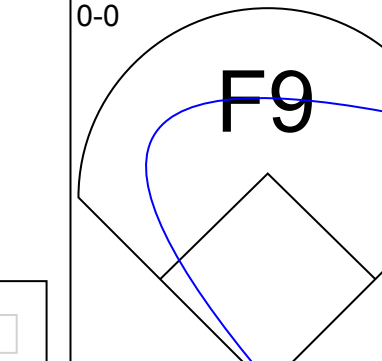
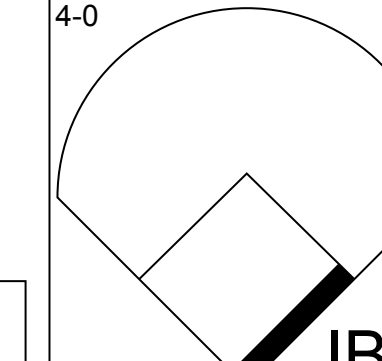
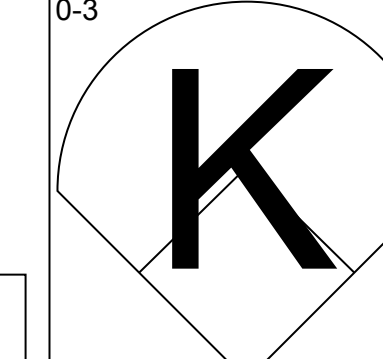
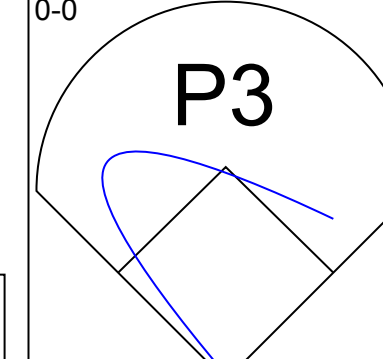
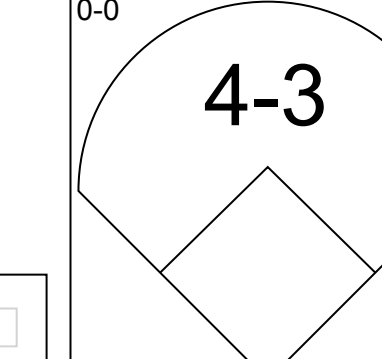
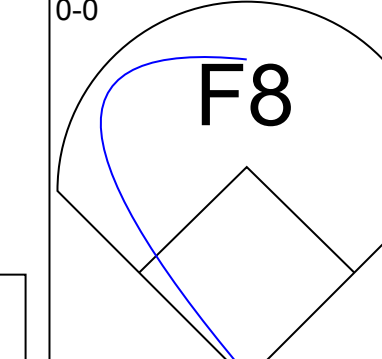
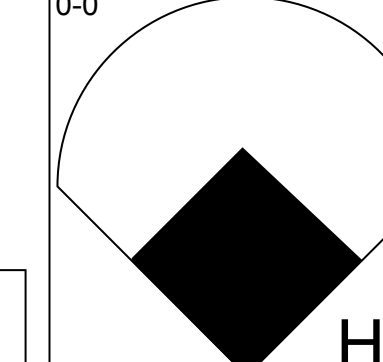
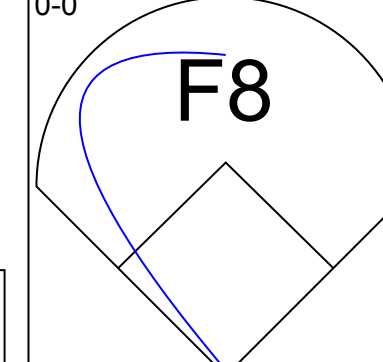
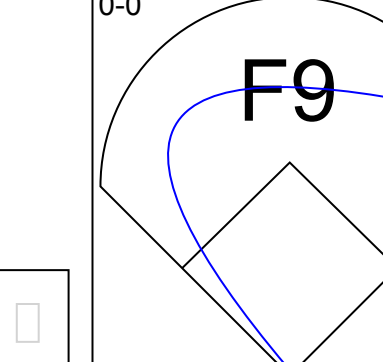
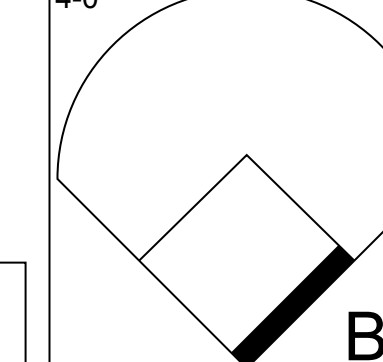
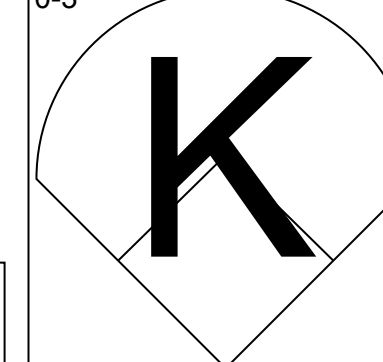
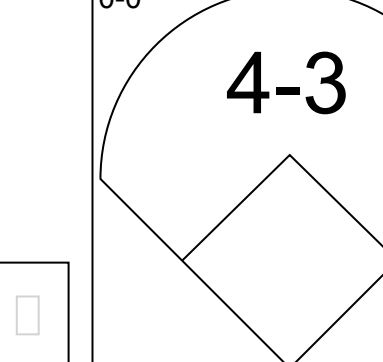
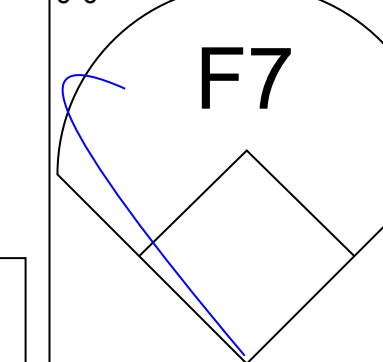
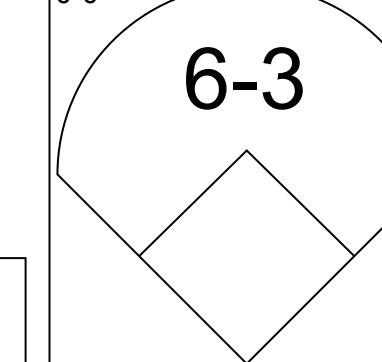
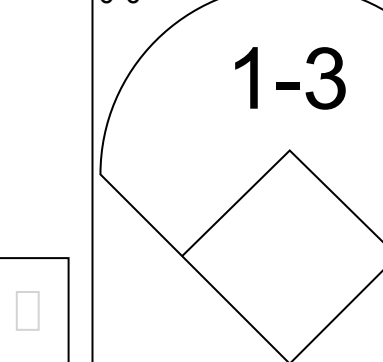









| Batter  | 1   | 2   | 3  | 4   | 5  | 6  | 7   | 8   | 9   | AB                              | R                            | H                               | RBI                          | BB                              | SO                           | LOB                                   | TOP  |                                    |                         |        |
|---|---|---|--|---|--|--|---|---|---|---------------------------------|------------------------------|---------------------------------|------------------------------|---------------------------------|------------------------------|---------------------------------------|--|------------------------------------|-------------------------|--------|
| Tim Raines, S<br>OBP: 0.410, SLG: 0.453<br>(1, 7)         |   |   |  |   |  |    |   |   |     | 4                               | 0                            | 0                               | 0                            | 0                               | 3                            | 0                                     | <b>Montreal Expos @ Cincinnati Reds</b><br>Riverfront Stadium, Cincinnati, OH<br>Sun Jun 07 1981, 3:33 AM EDT<br>Att: 40,010 - Unknown<br><br><a href="http://livebaseballscorecards.com">livebaseballscorecards.com</a> |                                    |                         |        |
| Mike Phillips, L<br>OBP: 0.176, SLG: 0.227<br>(1, 4)      |    |   |  |  |  |  |  |   |   | 3                               | 0                            | 0                               | 0                            | 0                               | 2                            | 0                                     |  |                                    |                         |        |
| Andre Dawson, R<br>OBP: 0.365, SLG: 0.576<br>(1, 8)       |    |   |  |  |  |  |  |   |   | 3                               | 0                            | 1                               | 0                            | 0                               | 1                            | 0                                     |  |                                    |                         |        |
| Gary Carter, R<br>OBP: 0.320, SLG: 0.411<br>(1, 2)        |   |  |  |  |  |  |  |   |   | 3                               | 0                            | 0                               | 0                            | 0                               | 0                            | 1                                     |  |                                    |                         |        |
| Warren Cromartie, L<br>OBP: 0.308, SLG: 0.380<br>(1, 9)   |   |  |  |   |  |  |   |  |   | 2                               | 0                            | 0                               | 0                            | 1                               | 0                            | 0                                     |  |                                    |                         |        |
| Willie Montanez, L<br>OBP: 0.212, SLG: 0.163<br>(1, 3)    |   |  |  |   |  |  |   |  |   | 3                               | 0                            | 0                               | 0                            | 0                               | 0                            | 1                                     |  |                                    |                         |        |
| Larry Parrish, R<br>OBP: 0.269, SLG: 0.297<br>(1, 5)      |   |   |   |   |  |  |   |  |   | 3                               | 0                            | 0                               | 0                            | 0                               | 1                            | 0                                     |  |                                    |                         |        |
| Chris Speier, R<br>OBP: 0.348, SLG: 0.358<br>(1, 6)       |   |   |  |   |  |  |   |   |   | 3                               | 0                            | 0                               | 0                            | 0                               | 1                            | 0                                     |  |                                    |                         |        |
| Ray Burris, R<br>OBP: 0.238, SLG: 0.118<br>(1, 1)         |   |   |  |   |  |  |   |   |  | 2                               | 0                            | 0                               | 0                            | 0                               | 2                            | 0                                     |  |                                    |                         |        |
| Tom Hutton, L<br>OBP: 0.167, SLG: 0.118<br>(9, PH)        |   |   |  |   |  |  |   |   |   | 1                               | 0                            | 0                               | 0                            | 0                               | 0                            | 0                                     |  |                                    |                         |        |
| <b>Inning Stats</b>                                       | R: 0<br>E: 0<br>K: 2<br>S: 7  | H: 0<br>LOB: 0<br>BB: 0<br>P: 7   | R: 0<br>E: 0<br>K: 0<br>S: 3   | H: 0<br>LOB: 0<br>BB: 0<br>P: 3   | R: 0<br>E: 0<br>K: 1<br>S: 5   | H: 0<br>LOB: 0<br>BB: 0<br>P: 5  | R: 0<br>E: 0<br>K: 1<br>S: 6  | H: 1<br>LOB: 1<br>BB: 0<br>P: 6   | R: 0<br>E: 0<br>K: 1<br>S: 5  | H: 0<br>LOB: 0<br>BB: 0<br>P: 5 | R: 0<br>E: 0<br>K: 1<br>S: 5 | H: 0<br>LOB: 0<br>BB: 0<br>P: 5 | R: 0<br>E: 0<br>K: 0<br>S: 2 | H: 0<br>LOB: 0<br>BB: 1<br>P: 6 | R: 0<br>E: 0<br>K: 2<br>S: 7 | H: 0<br>LOB: 0<br>BB: 0<br>P: 7       | 1B: 1<br>2B: 0<br>3B: 0<br>HR: 0   | SF: 0<br>SAC: 0<br>DP: 1<br>HBP: 0 | WP: 0<br>PB: 0<br>CS: 0 | PA: 28 |
| <b>PITCHER</b><br>Bruce Berenyi, R<br>ERA: 4.31<br>(1, 1) | IP: 9.0<br>WLS: W<br>BF: 28<br>H: 1<br>R: 0<br>ER: 0<br>SO: 10<br>BB: 1<br>IBB: 0<br>HBP: 0<br>BLK: 0<br>WP: 0<br>HR: 0<br>S: 47<br>P: 51<br>ERA: 0.00<br>WHIP: 0.222 |   |  |   |  |  |   |   |   |                                 |                              |                                 |                              |                                 |                              | <b>PITCHER</b><br>ERA: 4.31<br>(1, 1) |  |                                    |                         |        |

| Batter   | 1  | 2   | 3   | 4   | 5  | 6   | 7   | 8   | 9                            | AB                              | R                            | H                               | RBI                          | BB                              | SO                           | LOB                                   | BOTTOM   |                                  |                                    |                         |
|--|--|---|---|---|--|---|---|---|------------------------------|---------------------------------|------------------------------|---------------------------------|------------------------------|---------------------------------|------------------------------|---------------------------------------|--|----------------------------------|------------------------------------|-------------------------|
| Dave Collins, S<br>OBP: 0.389, SLG: 0.459<br>(1, 9)    |   |   |  |   |  |   |   |  |                              | 4                               | 1                            | 2                               | 0                            | 0                               | 0                            | 0                                     | <b>Montreal Expos @ Cincinnati Reds</b><br>Riverfront Stadium, Cincinnati, OH<br>Sun Jun 07 1981, 3:33 AM EDT<br>Att: 40,010 - Unknown<br><br><a href="http://livebaseballscorecards.com">livebaseballscorecards.com</a> |                                  |                                    |                         |
| Ron Oester, S<br>OBP: 0.376, SLG: 0.442<br>(1, 4)      |   |   |  |   |  |   |   |  |                              | 2                               | 0                            | 0                               | 1                            | 0                               | 0                            | 0                                     |  |                                  |                                    |                         |
| Dan Driessen, L<br>OBP: 0.340, SLG: 0.360<br>(1, 3)    |   |   |  |   |  |  |   |  |                              | 4                               | 0                            | 2                               | 0                            | 0                               | 0                            | 1                                     |  |                                  |                                    |                         |
| George Foster, R<br>OBP: 0.357, SLG: 0.529<br>(1, 7)   |   |   |  |   |  |  |   |  |                              | 3                               | 0                            | 1                               | 0                            | 0                               | 1                            | 2                                     |  |                                  |                                    |                         |
| Dave Concepcion, R<br>OBP: 0.367, SLG: 0.456<br>(1, 6) |  |  |  |   |  |  |   |  |                              | 3                               | 0                            | 0                               | 0                            | 1                               | 0                            | 2                                     |  |                                  |                                    |                         |
| Ray Knight, R<br>OBP: 0.327, SLG: 0.377<br>(1, 5)      |   |   |   |  |  |  |   |  |                              | 4                               | 0                            | 0                               | 0                            | 0                               | 1                            | 4                                     |  |                                  |                                    |                         |
| Joe Nolan, L<br>OBP: 0.384, SLG: 0.429<br>(1, 2)       |  |  |   |  |  |   |  |   |                              | 3                               | 1                            | 1                               | 1                            | 0                               | 0                            | 0                                     |  |                                  |                                    |                         |
| Sam Mejias, R<br>OBP: 0.320, SLG: 0.333<br>(1, 8)      |  |  |   |  |  |   |  |   |                              | 2                               | 0                            | 0                               | 0                            | 1                               | 1                            | 0                                     |  |                                  |                                    |                         |
| Bruce Berenyi, R<br>OBP: 0.167, SLG: 0.182<br>(1, 1)   |  |  |   |   |  |   |  |   |                              | 3                               | 0                            | 0                               | 0                            | 0                               | 0                            | 1                                     |  |                                  |                                    |                         |
| <b>Inning Stats</b>                                    | R: 0<br>E: 0<br>K: 1<br>S: 6   | H: 1<br>LOB: 1<br>BB: 0<br>P: 6   | R: 1<br>E: 0<br>K: 1<br>S: 6  | H: 1<br>LOB: 1<br>BB: 1<br>P: 10  | R: 1<br>E: 1<br>K: 0<br>S: 4   | H: 1<br>LOB: 1<br>BB: 0<br>P: 5   | R: 0<br>E: 0<br>K: 1<br>S: 5  | H: 0<br>LOB: 0<br>BB: 0<br>P: 5   | R: 0<br>E: 0<br>K: 0<br>S: 4 | H: 1<br>LOB: 1<br>BB: 0<br>P: 4 | R: 0<br>E: 0<br>K: 0<br>S: 3 | H: 0<br>LOB: 0<br>BB: 0<br>P: 3 | R: 0<br>E: 0<br>K: 0<br>S: 5 | H: 2<br>LOB: 3<br>BB: 1<br>P: 9 | R: 0<br>E: 0<br>K: 1<br>S: 6 | H: 1<br>LOB: 1<br>BB: 1<br>P: 10      |  | 1B: 2<br>2B: 3<br>3B: 0<br>HR: 1 | SF: 1<br>SAC: 1<br>DP: 0<br>HBP: 1 | WP: 0<br>PB: 0<br>CS: 0 |
| <b>PITCHER</b><br>Ray Burris, R<br>ERA: 3.09<br>(1, 1) | IP: 8.0<br>WLS: L<br>BF: 33<br>H: 6<br>R: 2<br>ER: 1<br>SO: 3<br>BB: 1<br>IBB: 1<br>HBP: 1<br>BLK: 0<br>WP: 0<br>HR: 1<br>S: 36<br>P: 45<br>ERA: 1.12<br>WHIP: 0.875 |   |   |   |  |   |   |   |                              |                                 |                              |                                 |                              |                                 |                              | <b>PITCHER</b><br>ERA: 3.09<br>(1, 1) |  |                                  |                                    |                         |



| Batter  | 1  | 2                               | 3                            | 4                                | 5                            | 6                               | 7                            | 8                               | 9                            | AB                              | R                            | H                               | RBI                          | BB                              | SO                           | LOB                             | TOP  |                                    |  |
|---|--|---------------------------------|------------------------------|----------------------------------|------------------------------|---------------------------------|------------------------------|---------------------------------|------------------------------|---------------------------------|------------------------------|---------------------------------|------------------------------|---------------------------------|------------------------------|---------------------------------|--|------------------------------------|--|
| Jerry Royster, R (1.4)                                  | F9   |                                 | 6-3                          |                                  | P6                           |                                 | 5-3                          |                                 |                              | 4                               | 0                            | 0                               | 0                            | 0                               | 0                            | 0                               | <b>Atlanta Braves @ Montreal Expos</b><br>Olympic Stadium, Montreal, QB<br>Tue Jun 09 1981, 7:05 PM EDT<br>Att: 28,986 - Unknown |                                    |  |
| Biff Pocoreba, S (1.5)                                  | K  |                                 |                              |                                  | P3                           |                                 |                              | 4-3                             | 4                            | 0                               | 1                            | 0                               | 0                            | 1                               | 0                            |                                 |  |                                    |  |
| Rufino Linares, R (1.7)                                 | K  |                                 |                              |                                  |                              |                                 |                              |                                 | 3                            | 0                               | 1                            | 0                               | 1                            | 2                               | 1                            |                                 |  |                                    |  |
| Chris Chambliss, L (1.3)                                |  | F9                              |                              | 4-3                              | F8                           |                                 |                              | P4                              | 4                            | 1                               | 1                            | 0                               | 0                            | 0                               | 2                            |                                 |  |                                    |  |
| Brian Assestine, L (1.9)                                | K  |                                 |                              | 4-3                              |                              | F2                              |                              | P4                              | 4                            | 0                               | 0                            | 0                               | 0                            | 1                               | 2                            |                                 |  |                                    |  |
| Dale Murphy, R (1.8)                                    |  |                                 |                              |                                  |                              |                                 | K                            |                                 | 3                            | 0                               | 1                            | 1                               | 1                            | 2                               | 0                            |                                 |  |                                    |  |
| Bruce Benedict, R (1.2)                                 |  |                                 |                              |                                  |                              |                                 |                              |                                 | 2                            | 0                               | 1                            | 0                               | 0                            | 0                               | 1                            |                                 |  |                                    |  |
| Bill Nahorodny, R (4.2)                                 | E5   |                                 |                              |                                  |                              |                                 |                              | F5                              | 2                            | 0                               | 0                            | 0                               | 0                            | 0                               | 0                            |                                 |  |                                    |  |
| Rafael Ramirez, R (1.6)                                 |  |                                 |                              |                                  |                              |                                 |                              |                                 | 3                            | 0                               | 0                            | 0                               | 0                            | 1                               | 4                            |                                 |  |                                    |  |
| Luis Gomez, R (7.6)                                     | F7   |                                 |                              |                                  |                              |                                 | 6-3                          | 6-3                             | 1                            | 0                               | 0                            | 0                               | 0                            | 0                               | 0                            |                                 |  |                                    |  |
| Phil Niekro, R (1.1)                                    |  |                                 | L4                           |                                  |                              |                                 |                              |                                 | 0                            | 0                               | 0                            | 0                               | 0                            | 0                               | 0                            |                                 |  |                                    |  |
| Rick Matula, R (2.1)                                    |  |                                 |                              |                                  |                              |                                 |                              |                                 | 1                            | 0                               | 0                            | 0                               | 0                            | 0                               | 0                            |                                 |  |                                    |  |
| Bob Porter, L (4. PH)                                   |  |                                 |                              |                                  |                              |                                 |                              |                                 | 1                            | 0                               | 0                            | 0                               | 0                            | 0                               | 2                            |                                 |  |                                    |  |
| Preston Hanna, R (4.1)                                  |  |                                 |                              |                                  |                              |                                 |                              |                                 | 0                            | 0                               | 0                            | 0                               | 0                            | 0                               | 0                            |                                 |  |                                    |  |
| Eddie Miller, S (7. PH)                                 |  |                                 |                              |                                  |                              |                                 |                              |                                 | 1                            | 0                               | 0                            | 0                               | 0                            | 1                               | 0                            |                                 |  |                                    |  |
| John Montefusco, R (7.1)                                |  |                                 |                              |                                  |                              |                                 |                              |                                 | 0                            | 0                               | 0                            | 0                               | 0                            | 0                               | 0                            |                                 |  |                                    |  |
| Larry Bradford, R (8.1)                                 |  |                                 |                              |                                  |                              |                                 |                              |                                 | 0                            | 0                               | 0                            | 0                               | 0                            | 0                               | 0                            |                                 |  |                                    |  |
| <b>Inning Stats</b>                                     | R: 0<br>E: 0<br>K: 2<br>S: 7   | H: 0<br>LOB: 0<br>BB: 0<br>P: 7 | R: 0<br>E: 1<br>K: 1<br>S: 6 | H: 0<br>LOB: 2<br>BB: 1<br>P: 10 | R: 0<br>E: 0<br>K: 1<br>S: 6 | H: 1<br>LOB: 1<br>BB: 0<br>P: 6 | R: 1<br>E: 0<br>K: 1<br>S: 8 | H: 3<br>LOB: 2<br>BB: 0<br>P: 8 | R: 0<br>E: 0<br>K: 0<br>S: 3 | H: 0<br>LOB: 1<br>BB: 1<br>P: 7 | R: 0<br>E: 0<br>K: 1<br>S: 5 | H: 0<br>LOB: 0<br>BB: 0<br>P: 5 | R: 0<br>E: 0<br>K: 1<br>S: 4 | H: 1<br>LOB: 1<br>BB: 0<br>P: 4 | R: 0<br>E: 0<br>K: 1<br>S: 5 | H: 0<br>LOB: 0<br>BB: 0<br>P: 5 | 1B: 3<br>2B: 2<br>3B: 0<br>HR: 0   | SF: 0<br>SAC: 0<br>DP: 0<br>HBP: 0 | WP: 0<br>PA: 35<br>PB: 0<br>SB: 0<br>CS: 0 |
| <b>PITCHER</b><br>Scott Sanderson, R (1.1)<br>ERA: 2.17 | IP: 9.0<br>WLS: W<br>BF: 35<br>H: 5<br>R: 1<br>ER: 1<br>SO: 8<br>BB: 2<br>IBB: 0<br>HBP: 0<br>BLK: 0<br>WP: 0<br>HR: 0<br>S: 49<br>P: 57<br>ERA: 1.00<br>WHIP: 0.778 |                                 |                              |                                  |                              |                                 |                              |                                 |                              |                                 |                              |                                 |                              |                                 |                              |                                 |  |                                    |  |

| Batter   | 1  | 2                               | 3                            | 4                                | 5                            | 6                               | 7                            | 8                               | 9                            | AB                               | R                            | H                               | RBI                          | BB                              | SO                               | LOB                                | BOTTOM   |
|--|--|---------------------------------|------------------------------|----------------------------------|------------------------------|---------------------------------|------------------------------|---------------------------------|------------------------------|----------------------------------|------------------------------|---------------------------------|------------------------------|---------------------------------|----------------------------------|------------------------------------|--|
| Tim Raines, S (1.7)  | SH5-3<br>SF7   | 1H<br>E                         | 4-3                          |                                  | SF7                          |                                 |                              | E                               |                              | 3                                | 3                            | 2                               | 3                            | 1                               | 0                                | 1                                  | <b>Atlanta Braves @ Montreal Expos</b><br>Olympic Stadium, Montreal, QB<br>Tue Jun 09 1981, 7:05 PM EDT<br>Att: 28,986 - Unknown |
| Rodney Scott, S (1.4)  | SH5-3  | S                               |                              | K                                | K                            |                                 |                              | E8                              | 3                            | 2                                | 1                            | 1                               | 1                            | 2                               | 1                                |                                    |  |
| Andre Dawson, R (1.8)  | SF7  |                                 |                              |                                  |                              | 6-3                             |                              | F7                              | 3                            | 1                                | 2                            | 2                               | 0                            | 0                               | 0                                |                                    |  |
| Tim Wallach, R (8.5)   |  | 1H<br>2B                        |                              | WP                               |                              |                                 |                              |                                 | 1                            | 0                                | 0                            | 0                               | 0                            | 0                               | 1                                |                                    |  |
| Gary Carter, R (1.2)   | F8   |                                 |                              | K                                |                              |                                 |                              | 4-3                             | 4                            | 1                                | 1                            | 1                               | 0                            | 1                               | 1                                |                                    |  |
| Jerry White, S (8.8)   |  | 2H<br>1B                        |                              |                                  |                              |                                 |                              |                                 | 1                            | 0                                | 0                            | 1                               | 0                            | 0                               | 0                                |                                    |  |
| Warren Cromartie, L (1.9)  |  | F9                              |                              |                                  |                              |                                 |                              |                                 | 4                            | 0                                | 1                            | 1                               | 0                            | 0                               | 1                                |                                    |  |
| Bob Pate, R (8.9)  |  |                                 |                              | 6-3                              |                              |                                 |                              | FC5-4                           | 1                            | 0                                | 1                            | 0                               | 0                            | 0                               | 0                                |                                    |  |
| Willie Montanez, L (1.3)   |  |                                 |                              |                                  |                              |                                 |                              |                                 | 4                            | 2                                | 1                            | 0                               | 1                            | 0                               | 2                                |                                    |  |
| Larry Parrish, R (1.5)   |  | 4-0<br>1B                       |                              |                                  |                              |                                 |                              |                                 | 3                            | 2                                | 1                            | 1                               | 1                            | 0                               | 0                                |                                    |  |
| Bobby Ramos, R (8.2)   |  | 1-2<br>3B                       | L5                           |                                  | 4-3<br>SF7                   |                                 |                              | F7                              | 0                            | 0                                | 0                            | 0                               | 0                            | 0                               | 0                                |                                    |  |
| Chris Speier, R (1.6)  |  |                                 |                              |                                  |                              |                                 |                              |                                 | 3                            | 1                                | 1                            | 1                               | 0                            | 0                               | 1                                |                                    |  |
| Mike Phillips, L (7. PH)   |  | 1-3<br>2H                       |                              |                                  | 4-3                          |                                 |                              |                                 | 0                            | 0                                | 0                            | 0                               | 1                            | 0                               | 0                                |                                    |  |
| Scott Sanderson, R (1.1)   |  |                                 |                              |                                  |                              |                                 |                              |                                 | 2                            | 0                                | 0                            | 0                               | 2                            | 1                               | 3                                |                                    |  |
| <b>Inning Stats</b>  | R: 1<br>E: 0<br>K: 0<br>S: 4   | H: 1<br>LOB: 0<br>BB: 0<br>P: 4 | R: 7<br>E: 0<br>K: 0<br>S: 8 | H: 5<br>LOB: 1<br>BB: 3<br>P: 20 | R: 0<br>E: 0<br>K: 0<br>S: 3 | H: 0<br>LOB: 1<br>BB: 1<br>P: 7 | R: 0<br>E: 0<br>K: 2<br>S: 8 | H: 1<br>LOB: 1<br>BB: 0<br>P: 8 | R: 2<br>E: 0<br>K: 1<br>S: 7 | H: 2<br>LOB: 1<br>BB: 1<br>P: 11 | R: 0<br>E: 0<br>K: 1<br>S: 5 | H: 0<br>LOB: 1<br>BB: 1<br>P: 9 | R: 2<br>E: 1<br>K: 0<br>S: 5 | H: 2<br>LOB: 1<br>BB: 1<br>P: 9 | 1B: 4<br>2B: 5<br>3B: 2<br>HR: 0 | SF: 2<br>SAC: 1<br>DP: 0<br>HBP: 0 | WP: 1<br>PA: 42<br>PB: 0<br>SB: 3<br>CS: 0   |
| <b>PITCHER</b><br>Phil Niekro, R (1.1)<br>ERA: 3.58<br>Rick Matula, R (2.1)<br>ERA: 5.09<br>Preston Hanna, R (4.1)<br>ERA: 5.03<br>John Montefusco, R (7.1)<br>ERA: 4.02<br>Larry Bradford, L (8.1)<br>ERA: 3.98 | IP: 1.2<br>WLS: L<br>BF: 12<br>H: 4<br>R: 7<br>ER: 7<br>SO: 7<br>BB: 3<br>IBB: 0<br>HBP: 0<br>BLK: 0<br>WP: 0<br>HR: 0<br>S: 9<br>P: 21<br>ERA: 37.80<br>WHIP: 4.200 |                                 |                              |                                  |                              |                                 |                              |                                 |                              |                                  |                              |                                 |                              |                                 |                                  |                                    |  |





AB 33  
R 1  
H 5  
RBI 1  
BB 2  
SO 8  
LOB 12

AB 32  
R 12  
H 11  
RBI 11  
BB 7  
SO 4  
LOB 11

WP: 1  
PA: 42  
PB: 0  
SB: 3  
CS: 0



| Batter  | 1   | 2                               | 3                            | 4                               | 5                            | 6                               | 7                            | 8  | 9                            | AB                              | R                            | H                               | RBI                          | BB                              | SO                           | LOB                             | TOP  |   |                                 |                                   |                                    |                                  |
|---|---|---------------------------------|------------------------------|---------------------------------|------------------------------|---------------------------------|------------------------------|--|------------------------------|---------------------------------|------------------------------|---------------------------------|------------------------------|---------------------------------|------------------------------|---------------------------------|--|---|---------------------------------|-----------------------------------|------------------------------------|----------------------------------|
| Jerry Royster, R<br>OBP: 0.210, SLG: 0.267<br>(1.4)   | 6-3   |                                 | K                            |                                 | 4-3                          | 1-3                             |                              | 6-3  | 5 0 0 0 0 1 2                |                                 |                              |                                 |                              |                                 |                              |                                 | <b>Atlanta Braves @ Montreal Expos</b><br>Olympic Stadium, Montreal, QB<br>Wed Jun 10 1981, 7:05 PM EDT<br>Att: 24,292 - Unknown |   |                                 |                                   |                                    |                                  |
| Biff Pocoroba, S<br>OBP: 0.298, SLG: 0.218<br>(1.5)   | L4  |                                 | FC6-4<br>1B                  |                                 | 4-3                          |                                 | P6                           | 4-0<br>BB  | 4 0 1 0 1 0 0                |                                 |                              |                                 |                              |                                 |                              |                                 |  |   |                                 |                                   |                                    |                                  |
| Rufino Linares, R<br>OBP: 0.267, SLG: 0.362<br>(1.7)  | 1B  |                                 | FC6-4<br>1B<br>1-2           |                                 | 4-3                          |                                 | K                            | 5 0 1 0 0 1 2  |                              |                                 |                              |                                 |                              |                                 |                              |                                 |  |   |                                 |                                   |                                    |                                  |
| Chris Chambliss, L<br>OBP: 0.348, SLG: 0.379<br>(1.3)   | K   |                                 | 1-3<br>1B                    |                                 |                              | 1B<br>2B                        | K                            | 5 1 2 0 0 3 2  |                              |                                 |                              |                                 |                              |                                 |                              |                                 |  |   |                                 |                                   |                                    |                                  |
| Dale Murphy, R<br>OBP: 0.302, SLG: 0.371<br>(1.8)   |   | 4-3                             | F9                           |                                 |                              | FC3-6<br>1B<br>2H               | 1B                           | 4 1 2 1 0 0 2  |                              |                                 |                              |                                 |                              |                                 |                              |                                 |  |   |                                 |                                   |                                    |                                  |
| Brian Asselstine, L<br>OBP: 0.289, SLG: 0.408<br>(1.9)  | 1B  |                                 | G3                           |                                 | G3                           | K                               | 1-2<br>1B                    | 4 0 2 0 0 1 1  |                              |                                 |                              |                                 |                              |                                 |                              |                                 |  |   |                                 |                                   |                                    |                                  |
| Bruce Benedict, R<br>OBP: 0.369, SLG: 0.399<br>Bill Nahorodny, R<br>OBP: 0.286, SLG: 0.308<br>(1.2)<br>(6.2)  | P6  |                                 | 1B                           |                                 | 1B                           | FC3-6<br>1B                     | F7                           | 3 0 2 0 0 0 1<br>1 0 0 0 0 0 2   |                              |                                 |                              |                                 |                              |                                 |                              |                                 |  | AB 38<br>R 2<br>H 11<br>RBI 2<br>BB 2<br>SO 9<br>LOB 22                               |                                 |                                   |                                    |                                  |
| Rafael Ramirez, R<br>OBP: 0.297, SLG: 0.295<br>(1.6)  | BB  |                                 | K                            |                                 | K                            | FC3-6<br>1B<br>1-2<br>2-3       | F8                           | 3 0 0 0 1 1 5  |                              |                                 |                              |                                 |                              |                                 |                              |                                 |  |  |                                 |                                   |                                    |                                  |
| Rick Mahler, R<br>OBP: 0.167, SLG: 0.167<br>Rick Matula, R<br>OBP: 0.167, SLG: 0.167<br>Bob Porter, L<br>OBP: 0.167, SLG: 0.167<br>Al Hrabosky, L<br>OBP: 0.167, SLG: 0.167<br>Terry Harner, R<br>OBP: 0.167, SLG: 0.167<br>Larry Bradford, L<br>OBP: 0.167, SLG: 0.167<br>(1.1)<br>(5.1)<br>(6.1)<br>(6.1)<br>(8.1)<br>(8.1) | L7  |                                 | K                            |                                 | K                            | 1-2<br>3H<br>1B                 | K                            | 2 0 0 0 0 0 1 3<br>0 0 0 0 0 0 0 0<br>1 0 0 1 1 0 0 0 0<br>0 0 0 0 0 0 0 0<br>1 0 0 0 0 0 1 2<br>0 0 0 0 0 0 0 0 |                              |                                 |                              |                                 |                              |                                 |                              |                                 |  |   |                                 |                                   |                                    |                                  |
| <b>Inning Stats</b>   | R: 0<br>E: 0<br>K: 1<br>S: 6  | H: 1<br>LOB: 1<br>BB: 0<br>P: 6 | R: 0<br>E: 0<br>K: 0<br>S: 4 | H: 1<br>LOB: 2<br>BB: 1<br>P: 8 | R: 0<br>E: 0<br>K: 1<br>S: 7 | H: 2<br>LOB: 2<br>BB: 0<br>P: 7 | R: 0<br>E: 0<br>K: 2<br>S: 8 | H: 1<br>LOB: 0<br>BB: 0<br>P: 8  | R: 0<br>E: 0<br>K: 0<br>S: 3 | H: 0<br>LOB: 0<br>BB: 0<br>P: 3 | R: 2<br>E: 0<br>K: 1<br>S: 9 | H: 4<br>LOB: 2<br>BB: 0<br>P: 9 | R: 0<br>E: 0<br>K: 2<br>S: 7 | H: 0<br>LOB: 0<br>BB: 0<br>P: 7 | R: 0<br>E: 0<br>K: 1<br>S: 7 | H: 2<br>LOB: 2<br>BB: 0<br>P: 7 |  | R: 0<br>E: 0<br>K: 1<br>S: 5  | H: 0<br>LOB: 1<br>BB: 1<br>P: 9 | 1B: 10<br>2B: 1<br>3B: 0<br>HR: 0 | SF: 0<br>SAC: 0<br>DP: 0<br>HBP: 0 | WP: 0<br>PB: 0<br>SB: 2<br>CS: 0 |
| <b>PITCHER</b><br>Bill Gullickson, R<br>ERA: 3.43<br>(1.1)  | IP: 9.0<br>WLS: W<br>BF: 40<br>H: 11<br>R: 2<br>ER: 2<br>SO: 9<br>BB: 2<br>IBB: 0<br>HBP: 0<br>BLK: 0<br>WP: 0<br>HR: 0<br>S: 56<br>P: 64<br>ERA: 2.00<br>WHIP: 1.444 |                                 |                              |                                 |                              |                                 |                              |  |                              |                                 |                              |                                 |                              |                                 |                              |                                 |  |   |                                 |                                   |                                    |                                  |

| Batter   | 1   | 2                               | 3                            | 4                               | 5                            | 6                               | 7                            | 8                                | 9                              | AB                              | R                            | H                                | RBI                          | BB                              | SO                           | LOB                             | BOTTOM   |   |                                  |                                    |
|--|---|---------------------------------|------------------------------|---------------------------------|------------------------------|---------------------------------|------------------------------|----------------------------------|--------------------------------|---------------------------------|------------------------------|----------------------------------|------------------------------|---------------------------------|------------------------------|---------------------------------|--|---|----------------------------------|------------------------------------|
| Tim Raines, S<br>OBP: 0.419, SLG: 0.472<br>Bob Pate, R<br>OBP: 0.429, SLG: 0.333<br>(1.7)<br>(7.7)   | SH1-3<br>FC<br>BB   |                                 | 1B                           | 1H<br>2B                        |                              | F9                              | L4                           |                                  | 2 2 1 1 2 0 0<br>1 0 0 0 0 0 1 |                                 |                              |                                  |                              |                                 |                              |                                 | <b>Atlanta Braves @ Montreal Expos</b><br>Olympic Stadium, Montreal, QB<br>Wed Jun 10 1981, 7:05 PM EDT<br>Att: 24,292 - Unknown |   |                                  |                                    |
| Rodney Scott, S<br>OBP: 0.314, SLG: 0.226<br>(1.4)   | SH1-3<br>1-3  |                                 | 1B<br>1H<br>G6-4-3           | F7                              |                              | BB<br>WP<br>BB                  | HR<br>BB                     | 2 2 1 1 2 0 1                    |                                |                                 |                              |                                  |                              |                                 |                              |                                 |  |   |                                  |                                    |
| Andre Dawson, R<br>OBP: 0.592, SLG: 0.592<br>Jerry White, S<br>OBP: 0.325, SLG: 0.408<br>(1.8)<br>(7.8)  | FC<br>WP<br>SF8   |                                 | G6-4-3<br>1B                 | 1B<br>2B                        |                              | P4                              | HR<br>HR                     | 4 2 2 1 0 0 1<br>1 1 1 2 0 0 0   |                                |                                 |                              |                                  |                              |                                 |                              |                                 |  |   |                                  |                                    |
| Gary Carter, R<br>OBP: 0.317, SLG: 0.409<br>Bobby Ramos, R<br>OBP: 0.292, SLG: 0.435<br>(1.2)<br>(7.2)   | SF8   |                                 | G6-4-3<br>1-2<br>3H          | K                               |                              | BB<br>BB                        | F9                           | 2 0 0 1 1 1 2<br>1 0 0 0 0 0 0   |                                |                                 |                              |                                  |                              |                                 |                              |                                 |  |   |                                  |                                    |
| Warren Cromartie, L<br>OBP: 0.316, SLG: 0.382<br>Tim Wallach, R<br>OBP: 0.359, SLG: 0.357<br>(1.9)<br>(7.9)  | 6-3   |                                 | 1B                           | 1B<br>2H<br>HR                  |                              | 1-2<br>2-3<br>BB                | F9                           | 3 1 2 1 1 0 0<br>1 0 0 0 0 0 0   |                                |                                 |                              |                                  |                              |                                 |                              |                                 |  |   |                                  |                                    |
| Willie Montanez, L<br>OBP: 0.246, SLG: 0.228<br>Tom Hutton, L<br>OBP: 0.158, SLG: 0.111<br>(1.3)<br>(7.3)  |   | G6-4-3<br>1B                    | 3-1                          | 1B<br>HR                        |                              | F8                              | F8                           | 4 1 2 0 0 0 4<br>1 0 0 0 0 0 0   |                                |                                 |                              |                                  |                              |                                 |                              |                                 |  |   |                                  |                                    |
| Larry Parrish, R<br>OBP: 0.285, SLG: 0.329<br>(1.5)  | G6-4-3<br>1-2   |                                 | 2B<br>BB                     | 1H<br>3H<br>HR                  |                              | WP<br>1B                        |                              | 3 2 2 3 1 0 1                    |                                |                                 |                              |                                  |                              |                                 |                              |                                 |  | AB 33<br>R 11<br>H 12<br>RBI 10<br>BB 7<br>SO 3<br>LOB 15                             |                                  |                                    |
| Chris Speier, R<br>OBP: 0.347, SLG: 0.357<br>Mike Phillips, L<br>OBP: 0.191, SLG: 0.222<br>(1.6)<br>(7.6)  | 1B  |                                 | F8                           | L5                              |                              | F9                              |                              | 3 0 1 0 0 0 1<br>1 0 0 0 0 0 1   |                                |                                 |                              |                                  |                              |                                 |                              |                                 |  |   |                                  |                                    |
| Bill Gullickson, R<br>OBP: 0.179, SLG: 0.214<br>(1.1)  | G3  |                                 | K                            | 6-3                             |                              | K                               |                              | 4 0 0 0 0 2 3                    |                                |                                 |                              |                                  |                              |                                 |                              |                                 |  |  |                                  |                                    |
| <b>Inning Stats</b>  | R: 2<br>E: 0<br>K: 0<br>S: 4  | H: 0<br>LOB: 0<br>BB: 1<br>P: 8 | R: 0<br>E: 0<br>K: 0<br>S: 4 | H: 2<br>LOB: 1<br>BB: 0<br>P: 4 | R: 2<br>E: 0<br>K: 0<br>S: 5 | H: 3<br>LOB: 1<br>BB: 1<br>P: 9 | R: 1<br>E: 0<br>K: 1<br>S: 6 | H: 1<br>LOB: 1<br>BB: 1<br>P: 10 | R: 4<br>E: 0<br>K: 1<br>S: 9   | H: 4<br>LOB: 0<br>BB: 0<br>P: 9 | R: 0<br>E: 0<br>K: 0<br>S: 3 | H: 0<br>LOB: 3<br>BB: 3<br>P: 15 | R: 0<br>E: 0<br>K: 1<br>S: 6 | H: 1<br>LOB: 1<br>BB: 0<br>P: 6 | R: 2<br>E: 0<br>K: 0<br>S: 4 | H: 1<br>LOB: 0<br>BB: 1<br>P: 8 |  |   | 1B: 8<br>2B: 2<br>3B: 0<br>HR: 2 | SF: 1<br>SAC: 1<br>DP: 2<br>HBP: 0 |
| <b>PITCHER</b><br>Rick Mahler, R<br>ERA: 3.38<br>Rick Matula, R<br>ERA: 7.5<br>Al Hrabosky, L<br>ERA: 0.64<br>Larry Bradford, L<br>ERA: 4.64<br>(1.1)<br>(5.1)<br>(6.1)<br>(8.1) | IP: 4.1<br>WLS: L<br>BF: 23<br>H: 8<br>R: 7<br>ER: 7<br>SO: 2<br>BB: 0<br>IBB: 0<br>HBP: 0<br>BLK: 0<br>WP: 0<br>HR: 1<br>S: 24<br>P: 36<br>ERA: 14.54<br>WHIP: 2.538 |                                 |                              |                                 |                              |                                 |                              |                                  |                                |                                 |                              |                                  |                              |                                 |                              |                                 |  |   |                                  |                                    |



| Batter   | 1  | 2                               | 3                            | 4                               | 5                            | 6                                | 7                            | 8                               | 9                            | AB                              | R                                | H  | RBI  | BB | SO | LOB | TOP  |
|--|--|---------------------------------|------------------------------|---------------------------------|------------------------------|----------------------------------|------------------------------|---------------------------------|------------------------------|---------------------------------|----------------------------------|--|--|----|----|-----|--|
| Rufino Linares, R<br>OBP: 0.282, SLG: 0.383<br>(1, 7)  | 0-0<br>CS<br>1B  |                                 |                              | 0-0<br>CS<br>1B                 |                              | 0-0<br>6-3                       |                              | 0-0<br>1-3<br>2B                |                              | 4                               | 0                                | 3  | 0  | 0  | 0  | 0   | <b>Atlanta Braves @ Montreal Expos</b><br>Olympic Stadium, Montreal, QB<br>Thu Jun 11 1981, 7:05 PM EDT<br>Att: 25,200 - Unknown |
| Biff Pocoroba, S<br>OBP: 0.299, SLG: 0.210<br>(1, 5)   | 0-3<br>K   |                                 |                              | 0-0<br>G3                       |                              | 0-0<br>F8                        |                              | 0-0<br>F8                       |                              | 4                               | 0                                | 0  | 0  | 0  | 1  | 4   |  |
| Brian Aselstine, L<br>OBP: 0.259, SLG: 0.377<br>(1, 9)   | 0-0<br>G3  |                                 |                              | 0-0<br>6-3                      |                              |                                  | 0-0<br>F8                    | 0-0<br>F3                       |                              | 4                               | 0                                | 0  | 0  | 0  | 0  | 2   |  |
| Chris Chambliss, L<br>OBP: 0.346, SLG: 0.376<br>(1, 3)   |  | 0-0<br>3-1                      |                              |                                 | 0-0<br>G6-3<br>BB<br>1B      |                                  | 0-0<br>P6                    |                                 | 0-0<br>6-3                   | 4                               | 0                                | 1  | 0  | 0  | 0  | 0   |  |
| Dale Murphy, R<br>OBP: 0.305, SLG: 0.370<br>(1, 8)   |  | 0-0<br>P4                       |                              |                                 | 4-0<br>G6-3<br>BB<br>1-2     |                                  | 0-0<br>1B                    | 0-0<br>1B                       | 0-0<br>F8                    | 3                               | 0                                | 1  | 0  | 1  | 0  | 0   |  |
| Bruce Benedict, R<br>OBP: 0.366, SLG: 0.395<br>(1, 2)  |  | 0-0<br>F3                       |                              |                                 | 0-0<br>G6-3                  |                                  | 0-0<br>FC6-4<br>1B           | 0-0<br>P6                       | 0-0<br>P6                    | 4                               | 0                                | 1  | 0  | 0  | 0  | 2   |  |
| Rafael Ramirez, R<br>OBP: 0.298, SLG: 0.292<br>(1, 6)  |  |                                 | 0-0<br>6-3                   |                                 | 4-0<br>BB                    |                                  | 0-0<br>FC6-4<br>1-2          |                                 |                              | 2                               | 0                                | 0  | 0  | 1  | 0  | 2   |  |
| Luis Gomez, R<br>OBP: 0.417, SLG: 0.300<br>(1, 4)  |  |                                 | 0-0<br>6-3                   |                                 | 0-0<br>4-3                   |                                  |                              | 0-0<br>F7                       |                              | 3                               | 0                                | 0  | 0  | 0  | 0  | 2   |  |
| Tommy Boggs, R<br>Eddie Miller, S<br>Preston Hanna, R<br>John Montefusco, R<br>Bob Porter, L<br>Rick Matula, R<br>(1, 1)<br>(6, PH)<br>(6, 1)<br>(6, 1)<br>(6, PH)<br>(8, 1) |  |                                 | 0-0<br>F3                    |                                 |                              | 0-0<br>3-1                       |                              | 0-0<br>2B<br>1B                 |                              | 1                               | 0                                | 0  | 0  | 0  | 0  | 0   |  |
| <b>Inning Stats</b>  | R: 0<br>E: 0<br>K: 1<br>S: 5   | H: 1<br>LOB: 0<br>BB: 0<br>P: 5 | R: 0<br>E: 0<br>K: 0<br>S: 3 | H: 0<br>LOB: 0<br>BB: 0<br>P: 3 | R: 0<br>E: 0<br>K: 0<br>S: 3 | H: 1<br>LOB: 2<br>BB: 2<br>P: 11 | R: 0<br>E: 0<br>K: 0<br>S: 3 | H: 2<br>LOB: 2<br>BB: 0<br>P: 5 | R: 0<br>E: 0<br>K: 0<br>S: 3 | H: 2<br>LOB: 0<br>BB: 0<br>P: 3 | 1B: 6<br>2B: 1<br>3B: 0<br>HR: 0 | SF: 0<br>SAC: 0<br>DP: 1<br>HBP: 0                       | WP: 0<br>PA: 33<br>PB: 0<br>SB: 0<br>CS: 2   |    |    |     |  |
| <b>PITCHER</b><br>Steve Rogers, R<br>ERA: 4.39<br>(1, 1)   | IP: 9.0<br>WLS: W<br>BF: 33<br>H: 7<br>R: 0<br>ER: 0<br>SO: 1<br>BB: 2<br>IBB: 0<br>HBP: 0<br>BLK: 0<br>WP: 0<br>HR: 0<br>S: 33<br>P: 41<br>ERA: 0.00<br>WHIP: 1.000 |                                 |                              |                                 |                              |                                  |                              |                                 |                              |                                 |                                  | <b>PITCHER</b><br>Steve Rogers, R<br>ERA: 4.39<br>(1, 1) | IP: 9.0<br>WLS: W<br>BF: 33<br>H: 7<br>R: 0<br>ER: 0<br>SO: 1<br>BB: 2<br>IBB: 0<br>HBP: 0<br>BLK: 0<br>WP: 0<br>HR: 0<br>S: 33<br>P: 41<br>ERA: 0.00<br>WHIP: 1.000 |    |    |     |  |

| Batter   | 1  | 2                                | 3                            | 4                                | 5                            | 6                               | 7                            | 8                               | 9                            | AB                              | R                            | H  | RBI  | BB                              | SO                               | LOB                                | BOTTOM   |
|--|--|----------------------------------|------------------------------|----------------------------------|------------------------------|---------------------------------|------------------------------|---------------------------------|------------------------------|---------------------------------|------------------------------|--|--|---------------------------------|----------------------------------|------------------------------------|--|
| Tim Raines, S<br>OBP: 0.419, SLG: 0.470<br>(1, 7)  | 0-0<br>1-3   | 0-0<br>S<br>2H<br>1B             |                              | 0-0<br>F7                        |                              | 0-0<br>1B<br>2B                 | 0-0<br>F7                    |                                 |                              | 5                               | 1                            | 2  | 1  | 0                               | 0                                | 1                                  | <b>Atlanta Braves @ Montreal Expos</b><br>Olympic Stadium, Montreal, QB<br>Thu Jun 11 1981, 7:05 PM EDT<br>Att: 25,200 - Unknown |
| Rodney Scott, S<br>OBP: 0.327, SLG: 0.240<br>(1, 4)  | 4-0<br>1B<br>SF7<br>BB   | 4-0<br>S<br>BB                   |                              | 0-0<br>FC<br>2B                  |                              | 0-0<br>2B<br>SF7<br>1B          |                              | 0-0<br>6-3                      |                              | 3                               | 2                            | 2  | 0  | 2                               | 0                                | 0                                  |  |
| Andre Dawson, R<br>OBP: 0.380, SLG: 0.598<br>(1, 8)  | 0-0<br>S<br>1B   | 4-0<br>S<br>IBB                  |                              | 4-0<br>FC<br>IBB                 |                              | 0-0<br>WP<br>1B<br>2B           | 0-0<br>5-3                   | 0-0<br>F7                       |                              | 3                               | 1                            | 2  | 2  | 2                               | 0                                | 0                                  |  |
| Gary Carter, R<br>OBP: 0.316, SLG: 0.404<br>(1, 2)   | 4-0<br>S<br>BB   | 0-0<br>L7                        |                              | 0-0<br>FC                        |                              | 0-0<br>SF7                      | 0-0<br>F7                    |                                 |                              | 3                               | 0                            | 0  | 2  | 1                               | 0                                | 5                                  |  |
| Warren Cromartie, L<br>OBP: 0.320, SLG: 0.387<br>(1, 9)  | 0-0<br>SF7   |                                  | 0-0<br>E<br>S<br>1B          | 0-0<br>G3                        |                              | 0-0<br>FC1-6<br>1B              |                              |                                 |                              | 3                               | 0                            | 2  | 2  | 0                               | 0                                | 2                                  |  |
| Willie Montanez, L<br>OBP: 0.231, SLG: 0.213<br>(1, 3)   | 0-3<br>K   |                                  | 0-3<br>K                     |                                  | 0-0<br>L6                    | 0-0<br>FC1-6<br>1-2             |                              |                                 |                              | 4                               | 0                            | 0  | 0  | 0                               | 2                                | 4                                  |  |
| Larry Parrish, R<br>OBP: 0.284, SLG: 0.327<br>(1, 5)   |  | 0-0<br>SH1-4<br>1B               |                              | 0-0<br>P4                        |                              | 0-0<br>6-3                      | 0-0<br>P6                    |                                 |                              | 4                               | 1                            | 1  | 0  | 0                               | 0                                | 2                                  |  |
| Tim Wallach, R<br>OBP: 0.309, SLG: 0.357<br>(6, 5)   |  |                                  |                              |                                  |                              |                                 |                              |                                 |                              | 0                               | 0                            | 0  | 0  | 0                               | 0                                | 0                                  |  |
| Chris Speier, R<br>OBP: 0.340, SLG: 0.349<br>(1, 6)  |  | 0-0<br>F9                        |                              | 0-3<br>K                         |                              | 0-0<br>1-3                      |                              | 0-0<br>F7                       |                              | 4                               | 0                            | 0  | 0  | 0                               | 1                                | 2                                  |  |
| Steve Rogers, R<br>OBP: 0.206, SLG: 0.156<br>(1, 1)  |  | 0-0<br>SH1-4                     |                              | 0-0<br>2B<br>WP<br>FC<br>1B      |                              | 0-0<br>1B<br>1B<br>2B<br>1B     | 0-0<br>6-3                   |                                 |                              | 3                               | 2                            | 2  | 0  | 0                               | 0                                | 0                                  |  |
| <b>Inning Stats</b>  | R: 1<br>E: 0<br>K: 1<br>S: 6   | H: 1<br>LOB: 2<br>BB: 2<br>P: 14 | R: 1<br>E: 0<br>K: 0<br>S: 5 | H: 2<br>LOB: 2<br>BB: 2<br>P: 13 | R: 0<br>E: 0<br>K: 2<br>S: 8 | H: 1<br>LOB: 1<br>BB: 1<br>P: 9 | R: 0<br>E: 0<br>K: 0<br>S: 3 | H: 0<br>LOB: 0<br>BB: 0<br>P: 3 | R: 4<br>E: 0<br>K: 0<br>S: 8 | H: 5<br>LOB: 1<br>BB: 0<br>P: 8 | R: 0<br>E: 0<br>K: 0<br>S: 3 | H: 0<br>LOB: 0<br>BB: 0<br>P: 3  | R: 0<br>E: 0<br>K: 0<br>S: 3   | H: 0<br>LOB: 0<br>BB: 0<br>P: 3 | 1B: 9<br>2B: 2<br>3B: 0<br>HR: 0 | SF: 2<br>SAC: 2<br>DP: 0<br>HBP: 0 | WP: 2<br>PA: 40<br>PB: 0<br>SB: 5<br>CS: 0   |
| <b>PITCHER</b><br>Tommy Boggs, R<br>ERA: 4.87<br>Preston Hanna, R<br>ERA: 6.09<br>John Montefusco, R<br>ERA: 3.88<br>Rick Matula, R<br>ERA: 6.43<br>(1, 1)<br>(6, 1)<br>(6, 1)<br>(6, 1)<br>(8, 1) | IP: 5.0<br>WLS: L<br>BF: 26<br>H: 4<br>R: 4<br>ER: 4<br>SO: 3<br>BB: 0<br>IBB: 0<br>HBP: 0<br>BLK: 0<br>WP: 1<br>HR: 0<br>S: 27<br>P: 47<br>ERA: 5.40<br>WHIP: 1.800 |                                  |                              |                                  |                              |                                 |                              |                                 |                              |                                 |                              | <b>PITCHER</b><br>Tommy Boggs, R<br>ERA: 4.87<br>Preston Hanna, R<br>ERA: 6.09<br>John Montefusco, R<br>ERA: 3.88<br>Rick Matula, R<br>ERA: 6.43<br>(1, 1)<br>(6, 1)<br>(6, 1)<br>(6, 1)<br>(8, 1) | IP: 5.0<br>WLS: L<br>BF: 26<br>H: 4<br>R: 4<br>ER: 4<br>SO: 3<br>BB: 0<br>IBB: 0<br>HBP: 0<br>BLK: 0<br>WP: 1<br>HR: 0<br>S: 27<br>P: 47<br>ERA: 5.40<br>WHIP: 1.800 |                                 |                                  |                                    |  |





| Batter  | 1   | 2                               | 3                            | 4                               | 5                            | 6                               | 7                            | 8                               | 9                            | AB                              | R                            | H                               | RBI                          | BB                              | SO                           | LOB                             | TOP                              |                                    |  |  |  |  |  |  |  |  |  |  |  |  |  |  |  |
|---|---|---------------------------------|------------------------------|---------------------------------|------------------------------|---------------------------------|------------------------------|---------------------------------|------------------------------|---------------------------------|------------------------------|---------------------------------|------------------------------|---------------------------------|------------------------------|---------------------------------|----------------------------------|------------------------------------|--|--|--|--|--|--|--|--|--|--|--|--|--|--|--|
| Omar Moreno, L (1, 8)<br>OBP: 0.294, SLG: 0.330     | 0-3 K   |                                 | 0-0 CS<br>2H 1B              |                                 |                              | 0-3 K                           |                              | 0-0 G3                          | 4 0 1 1 0 2 1                |                                 |                              |                                 |                              |                                 |                              |                                 |                                  |                                    |  |  |  |  |  |  |  |  |  |  |  |  |  |  |  |
| Tim Foli, R (1, 6)<br>OBP: 0.285, SLG: 0.302        | 0-0 5-3   |                                 | 0-0 CS                       | 0-0 6-3                         |                              | 0-0 5-3                         |                              | 0-0 6-3                         | 4 0 0 0 0 0 1                |                                 |                              |                                 |                              |                                 |                              |                                 |                                  |                                    |  |  |  |  |  |  |  |  |  |  |  |  |  |  |  |
| Dave Parker, L (1, 9)<br>OBP: 0.296, SLG: 0.465     | 0-0 F7  |                                 |                              | 0-0 L4                          |                              |                                 | 0-0 G3                       |                                 | 3 0 0 0 0 0 0                |                                 |                              |                                 |                              |                                 |                              |                                 |                                  |                                    |  |  |  |  |  |  |  |  |  |  |  |  |  |  |  |
| Willie Stargell, L (1, 3)<br>OBP: 0.333, SLG: 0.362 |   | 0-0 F8                          |                              | 0-0 G3                          |                              |                                 | 0-0 1-3                      |                                 | 3 0 0 0 0 0 0                |                                 |                              |                                 |                              |                                 |                              |                                 |                                  |                                    |  |  |  |  |  |  |  |  |  |  |  |  |  |  |  |
| Bill Madlock, R (1, 5)<br>OBP: 0.418, SLG: 0.461    |   | 0-0 F7                          |                              |                                 | 0-0 6-3                      |                                 | 0-0 5-3                      |                                 | 3 0 0 0 0 0 0                |                                 |                              |                                 |                              |                                 |                              |                                 |                                  |                                    |  |  |  |  |  |  |  |  |  |  |  |  |  |  |  |
| Mike Easter, L (1, 7)<br>OBP: 0.346, SLG: 0.506     |   | 0-0 F5                          |                              |                                 | 0-0 1-3                      |                                 |                              | 0-0 4-3                         | 3 0 0 0 0 0 0                |                                 |                              |                                 |                              |                                 |                              |                                 |                                  |                                    |  |  |  |  |  |  |  |  |  |  |  |  |  |  |  |
| Phil Garner, R (1, 4)<br>OBP: 0.353, SLG: 0.381     |   |                                 | 0-0 4-3                      |                                 | 0-0 1-3                      |                                 |                              | 0-0 1-3                         | 3 0 0 0 0 0 0                |                                 |                              |                                 |                              |                                 |                              |                                 |                                  |                                    |  |  |  |  |  |  |  |  |  |  |  |  |  |  |  |
| Tony Peña, R (1, 2)<br>OBP: 0.329, SLG: 0.384       |   |                                 | 0-0 SH1-4<br>1B              |                                 |                              | 0-0 FC1-4<br>1B                 |                              | 0-3 K                           | 3 1 2 0 0 1 0                |                                 |                              |                                 |                              |                                 |                              |                                 |                                  |                                    |  |  |  |  |  |  |  |  |  |  |  |  |  |  |  |
| Jim Bibby, R (1, 1)<br>OBP: 0.292, SLG: 0.409       |   |                                 |                              |                                 |                              |                                 |                              |                                 | 0 0 0 0 0 0 0 0              |                                 |                              |                                 |                              |                                 |                              |                                 |                                  |                                    |  |  |  |  |  |  |  |  |  |  |  |  |  |  |  |
| Victor Cruz, R (5, 1)<br>OBP: 0.352, SLG: 0.111     |   |                                 |                              |                                 |                              |                                 |                              |                                 | 0 0 0 0 0 0 0 0              |                                 |                              |                                 |                              |                                 |                              |                                 |                                  |                                    |  |  |  |  |  |  |  |  |  |  |  |  |  |  |  |
| Bill Robinson, R (5, PH)<br>OBP: 0.111, SLG: 0.111  |   |                                 |                              |                                 |                              |                                 |                              |                                 | 1 0 0 0 0 0 0 1              |                                 |                              |                                 |                              |                                 |                              |                                 |                                  |                                    |  |  |  |  |  |  |  |  |  |  |  |  |  |  |  |
| Pascual Perez, R (5, PH)<br>OBP: 0.162, SLG: 0.394  |   |                                 |                              |                                 |                              |                                 |                              |                                 | 0 0 0 0 0 0 0 0              |                                 |                              |                                 |                              |                                 |                              |                                 |                                  |                                    |  |  |  |  |  |  |  |  |  |  |  |  |  |  |  |
| Kent Tekulve, R (5, PH)<br>OBP: 0.333, SLG: 0.375   |   |                                 |                              |                                 |                              |                                 |                              |                                 | 0 0 0 0 0 0 0 0              |                                 |                              |                                 |                              |                                 |                              |                                 |                                  |                                    |  |  |  |  |  |  |  |  |  |  |  |  |  |  |  |
| Lee Lacy, R (5, PH)<br>OBP: 0.333, SLG: 0.375       |   |                                 |                              |                                 |                              |                                 |                              |                                 | 1 0 0 0 0 0 0 0              |                                 |                              |                                 |                              |                                 |                              |                                 |                                  |                                    |  |  |  |  |  |  |  |  |  |  |  |  |  |  |  |
| <b>Inning Stats</b>                                 | R: 0<br>E: 0<br>K: 1<br>S: 5                          | H: 0<br>LOB: 0<br>BB: 0<br>P: 5 | R: 0<br>E: 0<br>K: 0<br>S: 3 | H: 0<br>LOB: 0<br>BB: 0<br>P: 3 | R: 1<br>E: 0<br>K: 0<br>S: 4 | H: 2<br>LOB: 0<br>BB: 0<br>P: 4 | R: 0<br>E: 0<br>K: 0<br>S: 3 | H: 0<br>LOB: 0<br>BB: 0<br>P: 3 | R: 0<br>E: 0<br>K: 1<br>S: 6 | H: 1<br>LOB: 1<br>BB: 0<br>P: 6 | R: 0<br>E: 0<br>K: 0<br>S: 3 | H: 0<br>LOB: 0<br>BB: 0<br>P: 3 | R: 0<br>E: 0<br>K: 1<br>S: 5 | H: 0<br>LOB: 0<br>BB: 0<br>P: 5 | R: 0<br>E: 0<br>K: 0<br>S: 3 | H: 0<br>LOB: 0<br>BB: 0<br>P: 3 | 1B: 3<br>2B: 0<br>3B: 0<br>HR: 0 | SF: 0<br>SAC: 1<br>DP: 0<br>HBP: 0 | WP: 0<br>PA: 30<br>PB: 0<br>SB: 1<br>CS: 1 |  |  |  |  |  |  |  |  |  |  |  |  |  |  |
| <b>PITCHER</b>                                      | IP WLS BF H R ER SO BB IBB HBP BLK WP HR S P ERA WHIP |                                 |                              |                                 |                              |                                 |                              |                                 |                              |                                 |                              |                                 |                              |                                 |                              |                                 |                                  |                                    |  |  |  |  |  |  |  |  |  |  |  |  |  |  |  |
| Scott Sanderson, R (1, 1)<br>ERA: 2.14              | 5.0   |                                 | 16                           | 2                               | 1                            | 1                               | 1                            | 0                               | 0                            | 0                               | 0                            | 0                               | 0                            | 18                              | 18                           | 1.80                            | 0.400                            |                                    |  |  |  |  |  |  |  |  |  |  |  |  |  |  |  |
| Bill Lee, L (6, 1)<br>ERA: 2.33                     | 4.0   | W                               | 13                           | 1                               | 0                            | 0                               | 2                            | 0                               | 0                            | 0                               | 0                            | 0                               | 0                            | 17                              | 17                           | 0.00                            | 0.250                            |                                    |  |  |  |  |  |  |  |  |  |  |  |  |  |  |  |

Pittsburgh Pirates @ Montreal Expos  
Olympic Stadium, Montreal, QB  
Mon Aug 10 1981, 7:05 PM EDT  
Att: 37,275 - Unknown

AB 28  
R 1  
H 3  
RBI 1  
BB 0  
SO 3  
LOB 3



| Batter   | 1   | 2                               | 3                            | 4                               | 5                            | 6                                | 7                            | 8                               | 9                            | AB                              | R                            | H                               | RBI                          | BB                               | SO                               | LOB                                | BOTTOM                                     |  |  |  |  |  |  |  |  |  |  |  |  |  |  |  |  |
|--|---|---------------------------------|------------------------------|---------------------------------|------------------------------|----------------------------------|------------------------------|---------------------------------|------------------------------|---------------------------------|------------------------------|---------------------------------|------------------------------|----------------------------------|----------------------------------|------------------------------------|--|--|--|--|--|--|--|--|--|--|--|--|--|--|--|--|--|
| Tim Raines, S (1, 7)<br>OBP: 0.416, SLG: 0.463       | 0-0 4-3   |                                 | 0-0 F7                       |                                 | 0-0 FC1-4<br>1-2 BB          |                                  | 0-0 4-3                      |                                 | 3 0 0 0 1 0 2                |                                 |                              |                                 |                              |                                  |                                  |                                    |  |  |  |  |  |  |  |  |  |  |  |  |  |  |  |  |  |
| Rodney Scott, S (1, 4)<br>OBP: 0.325, SLG: 0.240     | 0-3 K   |                                 | 0-0 1-3<br>1B                |                                 | 0-0 F8                       |                                  |                              | 0-0 B1-3                        | 4 0 1 0 0 1 2                |                                 |                              |                                 |                              |                                  |                                  |                                    |  |  |  |  |  |  |  |  |  |  |  |  |  |  |  |  |  |
| Andre Dawson, R (1, 8)<br>OBP: 0.382, SLG: 0.616     | 0-0 HR  |                                 | 0-3 K                        |                                 | 0-0 FC1-4<br>1-2             |                                  |                              | 0-0 2B<br>2B                    | 4 2 2 1 0 1 4                |                                 |                              |                                 |                              |                                  |                                  |                                    |  |  |  |  |  |  |  |  |  |  |  |  |  |  |  |  |  |
| Gary Carter, R (1, 2)<br>OBP: 0.315, SLG: 0.406      | 0-0 F2  |                                 |                              | 0-0 P4                          |                              | 0-0 F9                           |                              | 0-0 1B<br>2B                    | 4 1 1 1 0 0 0                |                                 |                              |                                 |                              |                                  |                                  |                                    |  |  |  |  |  |  |  |  |  |  |  |  |  |  |  |  |  |
| Warren Cromartie, L (1, 9)<br>OBP: 0.323, SLG: 0.386 |   | 0-0 4-3                         |                              | 0-0 1B                          |                              | 0-0 4-3                          |                              | 0-0 5-3<br>1B                   | 3 0 1 0 1 0 0                |                                 |                              |                                 |                              |                                  |                                  |                                    |  |  |  |  |  |  |  |  |  |  |  |  |  |  |  |  |  |
| Tim Lincecum, R (1, 3)<br>OBP: 0.307, SLG: 0.353     |   | 0-0 6-3                         |                              | 0-0 F3                          |                              | 0-3 K                            |                              | 0-0 5-3<br>1B                   | 4 0 1 1 0 1 1                |                                 |                              |                                 |                              |                                  |                                  |                                    |  |  |  |  |  |  |  |  |  |  |  |  |  |  |  |  |  |
| Larry Parrish, R (1, 5)<br>OBP: 0.283, SLG: 0.326    |   | 0-0 F9                          |                              | 0-0 P4                          |                              |                                  | 0-0 G5-4-3<br>1B             | 0-0 5-3<br>1-2 2-3<br>1B        | 4 0 1 0 0 0 3                |                                 |                              |                                 |                              |                                  |                                  |                                    |  |  |  |  |  |  |  |  |  |  |  |  |  |  |  |  |  |
| Chris Speier, R (1, 6)<br>OBP: 0.333, SLG: 0.341     |   |                                 | 0-0 F8                       |                                 | 0-0 6-3                      |                                  | 0-0 G5-4-3<br>1-2            | 0-0 F8                          | 4 0 0 0 0 0 3                |                                 |                              |                                 |                              |                                  |                                  |                                    |  |  |  |  |  |  |  |  |  |  |  |  |  |  |  |  |  |
| Scott Sanderson, R (1, 1)<br>OBP: 0.375, SLG: 0.278  |   |                                 |                              |                                 |                              |                                  |                              |                                 | 0 0 0 0 1 0 0                |                                 |                              |                                 |                              |                                  |                                  |                                    |  |  |  |  |  |  |  |  |  |  |  |  |  |  |  |  |  |
| Mike Phillips, L (5, PH)<br>OBP: 0.208, SLG: 0.239   |   |                                 |                              |                                 |                              |                                  |                              |                                 | 1 0 1 0 0 0 0                |                                 |                              |                                 |                              |                                  |                                  |                                    |  |  |  |  |  |  |  |  |  |  |  |  |  |  |  |  |  |
| Bill Lee, L (6, 1)<br>OBP: 0.400, SLG: 0.400         |   |                                 |                              |                                 |                              |                                  |                              |                                 | 1 0 1 0 0 0 0                |                                 |                              |                                 |                              |                                  |                                  |                                    |  |  |  |  |  |  |  |  |  |  |  |  |  |  |  |  |  |
| <b>Inning Stats</b>                                  | R: 1<br>E: 0<br>K: 1<br>S: 6                          | H: 1<br>LOB: 0<br>BB: 0<br>P: 6 | R: 0<br>E: 0<br>K: 0<br>S: 3 | H: 0<br>LOB: 0<br>BB: 0<br>P: 3 | R: 0<br>E: 0<br>K: 1<br>S: 6 | H: 1<br>LOB: 2<br>BB: 1<br>P: 10 | R: 0<br>E: 0<br>K: 0<br>S: 4 | H: 1<br>LOB: 1<br>BB: 0<br>P: 4 | R: 0<br>E: 0<br>K: 1<br>S: 5 | H: 0<br>LOB: 0<br>BB: 0<br>P: 5 | R: 0<br>E: 0<br>K: 0<br>S: 4 | H: 2<br>LOB: 1<br>BB: 0<br>P: 4 | R: 0<br>E: 0<br>K: 0<br>S: 6 | H: 3<br>LOB: 2<br>BB: 1<br>P: 10 | 1B: 6<br>2B: 2<br>3B: 0<br>HR: 1 | SF: 0<br>SAC: 0<br>DP: 1<br>HBP: 0 | WP: 0<br>PA: 35<br>PB: 0<br>SB: 0<br>CS: 0 |  |  |  |  |  |  |  |  |  |  |  |  |  |  |  |  |
| <b>PITCHER</b>                                       | IP WLS BF H R ER SO BB IBB HBP BLK WP HR S P ERA WHIP |                                 |                              |                                 |                              |                                  |                              |                                 |                              |                                 |                              |                                 |                              |                                  |                                  |                                    |  |  |  |  |  |  |  |  |  |  |  |  |  |  |  |  |  |
| Jim Bibby, R (1, 1)<br>ERA: 2.59                     | 4.2   |                                 | 20                           | 4                               | 1                            | 1                                | 2                            | 2                               | 0                            | 0                               | 0                            | 0                               | 0                            | 1                                | 1                                | 0.00                               | 0.000                                      |  |  |  |  |  |  |  |  |  |  |  |  |  |  |  |  |
| Victor Cruz, R (5, 1)<br>ERA: 2.22                   | 0.1   | L                               | 1                            | 0                               | 0                            | 0                                | 0                            | 0                               | 0                            | 0                               | 0                            | 0                               | 0                            | 1                                | 1                                | 0.00                               | 0.000                                      |  |  |  |  |  |  |  |  |  |  |  |  |  |  |  |  |
| Pascual Perez, R (6, 1)<br>ERA: 3.25                 | 2.1   | L                               | 12                           | 5                               | 2                            | 2                                | 1                            | 0                               | 1                            | 0                               | 0                            | 0                               | 0                            | 13                               | 17                               | 7.71                               | 2.143                                      |  |  |  |  |  |  |  |  |  |  |  |  |  |  |  |  |
| Kent Tekulve, R (8, 1)<br>ERA: 4.03                  | 0.2   |                                 | 2                            | 0                               | 0                            | 0                                | 0                            | 0                               | 0                            | 0                               | 0                            | 0                               | 0                            | 2                                | 2                                | 0.00                               | 0.000                                      |  |  |  |  |  |  |  |  |  |  |  |  |  |  |  |  |

Pittsburgh Pirates @ Montreal Expos  
Olympic Stadium, Montreal, QB  
Mon Aug 10 1981, 7:05 PM EDT  
Att: 37,275 - Unknown

AB 32  
R 3  
H 9  
RBI 3  
BB 3  
SO 3  
LOB 15






| Batter  | 1   | 2                               | 3                            | 4                               | 5                            | 6                               | 7                            | 8                               | 9                            | AB                              | R                            | H                               | RBI                          | BB                               | SO                            | LOB                              | TOP                              |                                    |                         |        |  |  |  |  |  |  |  |  |  |  |  |  |  |  |  |
|---|---|---------------------------------|------------------------------|---------------------------------|------------------------------|---------------------------------|------------------------------|---------------------------------|------------------------------|---------------------------------|------------------------------|---------------------------------|------------------------------|----------------------------------|-------------------------------|----------------------------------|----------------------------------|------------------------------------|-------------------------|--------|--|--|--|--|--|--|--|--|--|--|--|--|--|--|--|
| Omar Moreno, L (1,8)<br>OBP: 0.289, SLG: 0.324      | 6-3   |                                 |                              | 5-3                             |                              | 4-3                             |                              |                                 | 6-3                          | 4                               | 0                            | 0                               | 0                            | 0                                | 0                             | 1                                |                                  |                                    |                         |        |  |  |  |  |  |  |  |  |  |  |  |  |  |  |  |
| Tim Foli, R (1,6)<br>OBP: 0.284, SLG: 0.307         | L9  |                                 |                              | 5-3                             |                              |                                 | 5-3                          |                                 | 2B                           | 4                               | 1                            | 1                               | 0                            | 0                                | 0                             | 0                                |                                  |                                    |                         |        |  |  |  |  |  |  |  |  |  |  |  |  |  |  |  |
| Dave Parker, L (1,9)<br>OBP: 0.295, SLG: 0.466      | 4-3   |                                 |                              | L3                              |                              |                                 | G3                           |                                 | 1B<br>2B                     | 4                               | 1                            | 1                               | 1                            | 0                                | 0                             | 0                                |                                  |                                    |                         |        |  |  |  |  |  |  |  |  |  |  |  |  |  |  |  |
| Bill Madlock, R (1,5)<br>OBP: 0.414, SLG: 0.455     |   | 4-3                             |                              |                                 | L6                           |                                 | 5-3                          |                                 | 1B<br>HR<br>1B               | 4                               | 1                            | 1                               | 0                            | 0                                | 0                             | 0                                |                                  |                                    |                         |        |  |  |  |  |  |  |  |  |  |  |  |  |  |  |  |
| Mike Easter, L (1,7)<br>OBP: 0.344, SLG: 0.500      |   | K                               |                              |                                 | G3                           |                                 |                              | F8                              | 1B<br>HR<br>1B               | 4                               | 1                            | 1                               | 1                            | 0                                | 1                             | 0                                |                                  |                                    |                         |        |  |  |  |  |  |  |  |  |  |  |  |  |  |  |  |
| Jason Thompson, L (1,3)<br>OBP: 0.322, SLG: 0.370   |   |                                 |                              |                                 | G3                           |                                 |                              | 1B<br>BB                        | 1B<br>HR                     | 2                               | 0                            | 0                               | 0                            | 0                                | 0                             | 0                                |                                  |                                    |                         |        |  |  |  |  |  |  |  |  |  |  |  |  |  |  |  |
| Gary Alexander, R (8, PH)<br>OBP: 0.400, SLG: 0.706 | 6-3   |                                 |                              |                                 |                              |                                 |                              |                                 |                              | 0                               | 1                            | 0                               | 0                            | 1                                | 0                             | 0                                |                                  |                                    |                         |        |  |  |  |  |  |  |  |  |  |  |  |  |  |  |  |
| John Milner, L (9, PH)<br>OBP: 0.308, SLG: 0.370    |   |                                 |                              |                                 |                              |                                 |                              |                                 |                              | 1                               | 1                            | 1                               | 3                            | 0                                | 0                             | 0                                |                                  |                                    |                         |        |  |  |  |  |  |  |  |  |  |  |  |  |  |  |  |
| Phil Garner, R (1,4)<br>OBP: 0.350, SLG: 0.376      |   |                                 | 1-3                          |                                 |                              | K                               |                              |                                 | 5-3                          | 4                               | 0                            | 1                               | 0                            | 0                                | 1                             | 0                                | AB 34                            |                                    |                         |        |  |  |  |  |  |  |  |  |  |  |  |  |  |  |  |
| Tony Peña, R (1,2)<br>OBP: 0.325, SLG: 0.377        |   |                                 | 5-3                          |                                 |                              |                                 |                              |                                 | K2-3                         | 4                               | 0                            | 1                               | 0                            | 0                                | 2                             | 1                                | R 6                              |                                    |                         |        |  |  |  |  |  |  |  |  |  |  |  |  |  |  |  |
| Rick Rhoden, R (1,1)<br>OBP: 0.172, SLG: 0.179      |   |                                 |                              | 5-3                             |                              |                                 |                              |                                 |                              | 1                               | 0                            | 0                               | 0                            | 0                                | 0                             | 0                                | H 7                              |                                    |                         |        |  |  |  |  |  |  |  |  |  |  |  |  |  |  |  |
| Bill Robinson, R (6, PH)<br>OBP: 0.100, SLG: 0.100  |   |                                 |                              |                                 |                              |                                 |                              |                                 |                              | 1                               | 0                            | 0                               | 0                            | 0                                | 0                             | 1                                | RBI 5                            |                                    |                         |        |  |  |  |  |  |  |  |  |  |  |  |  |  |  |  |
| Enrique Romo, R (6,1)<br>OBP: 0.300, SLG: 0.371     |   |                                 |                              |                                 |                              |                                 |                              |                                 |                              | 0                               | 0                            | 0                               | 0                            | 0                                | 0                             | 0                                | BB 1                             |                                    |                         |        |  |  |  |  |  |  |  |  |  |  |  |  |  |  |  |
| Lee Lacy, R (8, PH)<br>OBP: 0.300, SLG: 0.371       |   |                                 |                              |                                 |                              |                                 |                              |                                 |                              | 1                               | 0                            | 0                               | 0                            | 0                                | 0                             | 1                                | SO 4                             |                                    |                         |        |  |  |  |  |  |  |  |  |  |  |  |  |  |  |  |
| Kent Tekulve, R (8,1)<br>OBP: 0.300, SLG: 0.371     |   |                                 |                              |                                 |                              |                                 |                              |                                 |                              | 0                               | 0                            | 0                               | 0                            | 0                                | 0                             | 0                                | LOB 4                            |                                    |                         |        |  |  |  |  |  |  |  |  |  |  |  |  |  |  |  |
| <b>Inning Stats</b>                                 | R: 0<br>E: 0<br>K: 0<br>S: 3                          | H: 0<br>LOB: 0<br>BB: 0<br>P: 3 | R: 0<br>E: 0<br>K: 1<br>S: 5 | H: 0<br>LOB: 0<br>BB: 0<br>P: 5 | R: 0<br>E: 0<br>K: 0<br>S: 3 | H: 0<br>LOB: 0<br>BB: 0<br>P: 3 | R: 0<br>E: 0<br>K: 0<br>S: 3 | H: 0<br>LOB: 0<br>BB: 0<br>P: 3 | R: 0<br>E: 0<br>K: 1<br>S: 6 | H: 1<br>LOB: 1<br>BB: 0<br>P: 6 | R: 0<br>E: 0<br>K: 0<br>S: 3 | H: 0<br>LOB: 0<br>BB: 0<br>P: 3 | R: 1<br>E: 0<br>K: 1<br>S: 6 | H: 1<br>LOB: 1<br>BB: 0<br>P: 10 | R: 5<br>E: 0<br>K: 1<br>S: 10 | H: 5<br>LOB: 0<br>BB: 0<br>P: 10 | 1B: 4<br>2B: 2<br>3B: 0<br>HR: 1 | SF: 0<br>SAC: 0<br>DP: 0<br>HBP: 0 | WP: 0<br>PB: 0<br>CS: 0 | PA: 35 |  |  |  |  |  |  |  |  |  |  |  |  |  |  |  |
| <b>PITCHER</b>                                      | IP WLS BF H R ER SO BB IBB HBP BLK WP HR S P ERA WHIP |                                 |                              |                                 |                              |                                 |                              |                                 |                              |                                 |                              |                                 |                              |                                  |                               |                                  |                                  |                                    |                         |        |  |  |  |  |  |  |  |  |  |  |  |  |  |  |  |
| Bill Gullickson, R (1,1)<br>ERA: 3.16               | 7.0   | 22                              | 1                            | 0                               | 0                            | 2                               | 0                            | 0                               | 0                            | 0                               | 0                            | 0                               | 26                           | 26                               | 0.00                          | 0.143                            |                                  |                                    |                         |        |  |  |  |  |  |  |  |  |  |  |  |  |  |  |  |
| Woodie Fryman, L (8,1)<br>ERA: 2.29                 | 1.1   | L 8                             | 3                            | 3                               | 2                            | 1                               | 1                            | 0                               | 0                            | 0                               | 0                            | 0                               | 9                            | 13                               | 13.50                         | 3.000                            |                                  |                                    |                         |        |  |  |  |  |  |  |  |  |  |  |  |  |  |  |  |
| Elias Sosa, R (9,1)<br>ERA: 4.08                    | 0.2   | 5                               | 3                            | 3                               | 3                            | 1                               | 0                            | 0                               | 0                            | 0                               | 0                            | 1                               | 7                            | 7                                | 40.50                         | 4.500                            |                                  |                                    |                         |        |  |  |  |  |  |  |  |  |  |  |  |  |  |  |  |

Pittsburgh Pirates @ Montreal Expos  
Olympic Stadium, Montreal, QB  
Tue Aug 11 1981, 7:05 PM EDT  
Att: 33,045 - Unknown


AB 34  
R 6  
H 7  
RBI 5  
BB 1  
SO 4  
LOB 4



| Batter  | 1   | 2                               | 3                            | 4                               | 5                            | 6                                | 7                            | 8                               | 9                            | AB                              | R                            | H                                | RBI                          | BB                              | SO                           | LOB                             | BOTTOM                       |                                 |                                  |                                    |                         |        |  |  |  |  |  |  |  |  |  |  |  |  |  |
|---|---|---------------------------------|------------------------------|---------------------------------|------------------------------|----------------------------------|------------------------------|---------------------------------|------------------------------|---------------------------------|------------------------------|----------------------------------|------------------------------|---------------------------------|------------------------------|---------------------------------|------------------------------|---------------------------------|----------------------------------|------------------------------------|-------------------------|--------|--|--|--|--|--|--|--|--|--|--|--|--|--|
| Tim Raines, S (1,7)<br>OBP: 0.422, SLG: 0.466       | CS<br>1B  |                                 | 4-0<br>CS<br>BB              |                                 | F9                           |                                  |                              |                                 |                              | 3                               | 0                            | 2                                | 0                            | 1                               | 0                            | 1                               |                              |                                 |                                  |                                    |                         |        |  |  |  |  |  |  |  |  |  |  |  |  |  |
| Rodney Scott, S (1,4)<br>OBP: 0.329, SLG: 0.257     | 1-2<br>1B   |                                 | F8                           |                                 |                              |                                  | F7                           |                                 |                              | 4                               | 0                            | 2                                | 1                            | 0                               | 0                            | 2                               |                              |                                 |                                  |                                    |                         |        |  |  |  |  |  |  |  |  |  |  |  |  |  |
| Andre Dawson, R (1,8)<br>OBP: 0.379, SLG: 0.607     | F8  |                                 |                              |                                 | 2-H<br>3B                    |                                  |                              |                                 |                              | 3                               | 0                            | 0                                | 0                            | 1                               | 2                            | 2                               |                              |                                 |                                  |                                    |                         |        |  |  |  |  |  |  |  |  |  |  |  |  |  |
| Gary Carter, R (1,2)<br>OBP: 0.314, SLG: 0.400      | F2  |                                 |                              |                                 | K                            |                                  |                              |                                 |                              | 3                               | 0                            | 0                                | 0                            | 1                               | 1                            | 2                               |                              |                                 |                                  |                                    |                         |        |  |  |  |  |  |  |  |  |  |  |  |  |  |
| Warren Cromartie, L (1,9)<br>OBP: 0.327, SLG: 0.385 |   | WP<br>1B<br>SF8<br>1B           |                              |                                 | 1-3                          |                                  |                              |                                 |                              | 3                               | 1                            | 1                                | 0                            | 1                               | 0                            | 0                               |                              |                                 |                                  |                                    |                         |        |  |  |  |  |  |  |  |  |  |  |  |  |  |
| Tim Lincecum, R (1,3)<br>OBP: 0.314, SLG: 0.368     |   | WP<br>1B<br>FC1-2-5             |                              |                                 | 4-3                          |                                  |                              |                                 |                              | 4                               | 1                            | 2                                | 0                            | 0                               | 1                            | 2                               |                              |                                 |                                  |                                    |                         |        |  |  |  |  |  |  |  |  |  |  |  |  |  |
| Larry Parrish, R (1,5)<br>OBP: 0.277, SLG: 0.320    |   |                                 | SF8                          |                                 | K                            |                                  | G4-6-3                       |                                 |                              | 3                               | 0                            | 0                                | 1                            | 0                               | 1                            | 3                               |                              |                                 |                                  |                                    |                         |        |  |  |  |  |  |  |  |  |  |  |  |  |  |
| Chris Speier, R (1,6)<br>OBP: 0.332, SLG: 0.339     |   | FC1-2-5                         |                              |                                 |                              |                                  |                              |                                 |                              | 4                               | 1                            | 1                                | 1                            | 0                               | 0                            | 1                               |                              |                                 |                                  |                                    |                         |        |  |  |  |  |  |  |  |  |  |  |  |  |  |
| Bill Gullickson, R (1,1)<br>OBP: 0.172, SLG: 0.207  |   |                                 |                              |                                 | SH1-4<br>3B<br>1B            |                                  |                              |                                 |                              | 1                               | 0                            | 0                                | 0                            | 0                               | 1                            | 1                               |                              |                                 |                                  |                                    |                         |        |  |  |  |  |  |  |  |  |  |  |  |  |  |
| Tom Hutton, L (7, PH)<br>OBP: 0.150, SLG: 0.105     |   |                                 |                              |                                 | SH1-4                        |                                  |                              |                                 |                              | 1                               | 0                            | 0                                | 0                            | 0                               | 0                            | 0                               |                              |                                 |                                  |                                    |                         |        |  |  |  |  |  |  |  |  |  |  |  |  |  |
| Woodie Fryman, R (8,1)<br>OBP: 0.500, SLG: 0.500    |   |                                 |                              |                                 |                              |                                  |                              |                                 |                              | 0                               | 0                            | 0                                | 0                            | 0                               | 0                            | 0                               |                              |                                 |                                  |                                    |                         |        |  |  |  |  |  |  |  |  |  |  |  |  |  |
| Elias Sosa, R (9,1)<br>OBP: 1.000, SLG: 1.000       |   |                                 |                              |                                 |                              |                                  |                              |                                 |                              | 0                               | 0                            | 0                                | 0                            | 0                               | 0                            | 0                               |                              |                                 |                                  |                                    |                         |        |  |  |  |  |  |  |  |  |  |  |  |  |  |
| Jerry Whites, S (9, PH)<br>OBP: 0.321, SLG: 0.403   |   |                                 |                              |                                 |                              |                                  |                              |                                 |                              | 1                               | 0                            | 0                                | 0                            | 0                               | 0                            | 0                               |                              |                                 |                                  |                                    |                         |        |  |  |  |  |  |  |  |  |  |  |  |  |  |
| <b>Inning Stats</b>                                 | R: 0<br>E: 0<br>K: 0<br>S: 4                          | H: 2<br>LOB: 1<br>BB: 0<br>P: 4 | R: 1<br>E: 0<br>K: 1<br>S: 7 | H: 2<br>LOB: 1<br>BB: 0<br>P: 7 | R: 0<br>E: 0<br>K: 1<br>S: 4 | H: 0<br>LOB: 1<br>BB: 2<br>P: 12 | R: 0<br>E: 0<br>K: 1<br>S: 5 | H: 0<br>LOB: 0<br>BB: 0<br>P: 5 | R: 1<br>E: 0<br>K: 1<br>S: 7 | H: 2<br>LOB: 1<br>BB: 0<br>P: 7 | R: 0<br>E: 0<br>K: 1<br>S: 4 | H: 0<br>LOB: 1<br>BB: 2<br>P: 12 | R: 0<br>E: 0<br>K: 0<br>S: 4 | H: 1<br>LOB: 1<br>BB: 0<br>P: 4 | R: 0<br>E: 0<br>K: 1<br>S: 5 | H: 0<br>LOB: 0<br>BB: 0<br>P: 5 | R: 1<br>E: 0<br>K: 0<br>S: 4 | H: 1<br>LOB: 0<br>BB: 0<br>P: 4 | 1B: 6<br>2B: 1<br>3B: 1<br>HR: 0 | SF: 1<br>SAC: 1<br>DP: 1<br>HBP: 0 | WP: 2<br>PB: 0<br>CS: 2 | PA: 36 |  |  |  |  |  |  |  |  |  |  |  |  |  |
| <b>PITCHER</b>                                      | IP WLS BF H R ER SO BB IBB HBP BLK WP HR S P ERA WHIP |                                 |                              |                                 |                              |                                  |                              |                                 |                              |                                 |                              |                                  |                              |                                 |                              |                                 |                              |                                 |                                  |                                    |                         |        |  |  |  |  |  |  |  |  |  |  |  |  |  |
| Rick Rhoden, R (1,1)<br>ERA: 3.32                   | 5.0   | 21                              | 6                            | 2                               | 2                            | 4                                | 2                            | 0                               | 0                            | 0                               | 0                            | 0                                | 27                           | 35                              | 3.60                         | 1.600                           |                              |                                 |                                  |                                    |                         |        |  |  |  |  |  |  |  |  |  |  |  |  |  |
| Enrique Romo, R (6,1)<br>ERA: 4.11                  | 2.0   | 8                               | 1                            | 0                               | 0                            | 1                                | 2                            | 0                               | 0                            | 0                               | 0                            | 0                                | 8                            | 16                              | 0.00                         | 1.500                           |                              |                                 |                                  |                                    |                         |        |  |  |  |  |  |  |  |  |  |  |  |  |  |
| Kent Tekulve, R (8,1)<br>ERA: 4.07                  | 2.0   | W 7                             | 1                            | 1                               | 1                            | 1                                | 0                            | 0                               | 0                            | 0                               | 0                            | 0                                | 9                            | 9                               | 4.50                         | 0.500                           |                              |                                 |                                  |                                    |                         |        |  |  |  |  |  |  |  |  |  |  |  |  |  |

Pittsburgh Pirates @ Montreal Expos  
Olympic Stadium, Montreal, QB  
Tue Aug 11 1981, 7:05 PM EDT  
Att: 33,045 - Unknown

AB 30  
R 3  
H 8  
RBI 3  
BB 4  
SO 6  
LOB 14





| Batter   | 1   | 2                               | 3                             | 4                                | 5                            | 6                               | 7                            | 8                               | 9                            | AB                              | R                            | H                               | RBI                          | BB                              | SO                           | LOB                             | TOP   |                                 |                                  |                                    |                                  |        |
|--|---|---------------------------------|-------------------------------|----------------------------------|------------------------------|---------------------------------|------------------------------|---------------------------------|------------------------------|---------------------------------|------------------------------|---------------------------------|------------------------------|---------------------------------|------------------------------|---------------------------------|---|---------------------------------|----------------------------------|------------------------------------|----------------------------------|--------|
| Tim Raines, S<br>OBP: 0.415, SLG: 0.458 (1, 7)       | G3  |                                 | 1-3                           |                                  | F8                           |                                 |                              | F7                              |                              | 4                               | 0                            | 0                               | 0                            | 0                               | 0                            | 1                               | <b>Montreal Expos @ Pittsburgh Pirates</b><br>Three Rivers Stadium, Pittsburgh, PA<br>Wed Aug 12 1981, 7:05 PM EDT<br>Att: 12,069 - Unknown |                                 |                                  |                                    |                                  |        |
| Rodney Scott, S<br>OBP: 0.322, SLG: 0.251 (1, 4)     | 4-3   |                                 | F9                            |                                  | F8                           |                                 |                              | 4-3                             |                              | 4                               | 0                            | 0                               | 0                            | 0                               | 0                            | 1                               |   |                                 |                                  |                                    |                                  |        |
| Andre Dawson, R<br>OBP: 0.390, SLG: 0.639 (1, 8)     | PO  |                                 | 3B                            |                                  |                              |                                 |                              | 1B                              |                              | 4                               | 1                            | 4                               | 1                            | 0                               | 0                            | 0                               |   |                                 |                                  |                                    |                                  |        |
| Gary Carter, R<br>OBP: 0.313, SLG: 0.407 (1, 2)      | PO  |                                 | 5-3                           |                                  |                              |                                 |                              | F7                              |                              | 4                               | 1                            | 1                               | 0                            | 0                               | 1                            | 2                               |   |                                 |                                  |                                    |                                  |        |
| Warren Cromartie, L<br>OBP: 0.330, SLG: 0.387 (1, 9) |   |                                 |                               |                                  |                              |                                 |                              |                                 |                              | 4                               | 1                            | 2                               | 1                            | 0                               | 1                            | 0                               |   |                                 |                                  |                                    |                                  |        |
| Tim Lincecum, R<br>OBP: 0.303, SLG: 0.355 (1, 3)     |   |                                 |                               |                                  |                              |                                 |                              |                                 |                              | 4                               | 0                            | 0                               | 0                            | 0                               | 2                            | 2                               |   |                                 |                                  |                                    |                                  |        |
| Larry Parrish, R<br>OBP: 0.272, SLG: 0.313 (1, 5)    |   |                                 |                               |                                  |                              |                                 |                              |                                 |                              | 4                               | 0                            | 0                               | 0                            | 0                               | 1                            | 1                               |   |                                 |                                  |                                    |                                  |        |
| Mike Phillips, L<br>OBP: 0.235, SLG: 0.286 (1, 6)    |   |                                 |                               |                                  |                              |                                 |                              |                                 |                              | 3                               | 0                            | 2                               | 1                            | 0                               | 1                            | 0                               |   |                                 |                                  |                                    |                                  |        |
| Ray Burris, R<br>OBP: 0.227, SLG: 0.111 (1, 1)       |   |                                 |                               |                                  |                              |                                 |                              |                                 |                              | 1                               | 0                            | 0                               | 0                            | 0                               | 0                            | 1                               |   |                                 |                                  |                                    |                                  |        |
| Stan Bahnsen, R<br>OBP: 0.167, SLG: 0.167 (6, 1)     |   |                                 |                               |                                  |                              |                                 |                              |                                 |                              | 1                               | 0                            | 0                               | 0                            | 0                               | 0                            | 0                               |   |                                 |                                  |                                    |                                  |        |
| Jeff Reardon, R<br>OBP: 0.400, SLG: 0.400 (9, 1)     |   |                                 |                               |                                  |                              |                                 |                              |                                 |                              | 0                               | 0                            | 0                               | 0                            | 0                               | 0                            | 0                               |   |                                 |                                  |                                    |                                  |        |
| Bill Lee, L<br>OBP: 0.400, SLG: 0.400 (9, 1)         |   |                                 |                               |                                  |                              |                                 |                              |                                 |                              | 0                               | 0                            | 0                               | 0                            | 0                               | 0                            | 0                               |   |                                 |                                  |                                    |                                  |        |
| <b>Inning Stats</b>                                  | R: 0<br>E: 0<br>K: 0<br>S: 3                          | H: 1<br>LOB: 0<br>BB: 0<br>P: 3 | R: 2<br>E: 0<br>K: 2<br>S: 10 | H: 3<br>LOB: 1<br>BB: 0<br>P: 10 | R: 0<br>E: 0<br>K: 0<br>S: 4 | H: 1<br>LOB: 1<br>BB: 0<br>P: 4 | R: 0<br>E: 0<br>K: 2<br>S: 7 | H: 0<br>LOB: 0<br>BB: 0<br>P: 7 | R: 0<br>E: 0<br>K: 0<br>S: 4 | H: 1<br>LOB: 0<br>BB: 0<br>P: 4 | R: 1<br>E: 0<br>K: 1<br>S: 6 | H: 1<br>LOB: 0<br>BB: 0<br>P: 6 | R: 0<br>E: 0<br>K: 1<br>S: 5 | H: 0<br>LOB: 0<br>BB: 0<br>P: 5 | R: 0<br>E: 0<br>K: 0<br>S: 4 | H: 1<br>LOB: 1<br>BB: 0<br>P: 4 | R: 0<br>E: 0<br>K: 0<br>S: 3  | H: 1<br>LOB: 0<br>BB: 0<br>P: 3 | 1B: 5<br>2B: 1<br>3B: 2<br>HR: 1 | SF: 0<br>SAC: 1<br>DP: 0<br>HBP: 0 | WP: 0<br>PB: 0<br>SB: 0<br>CS: 1 | PA: 35 |
| <b>PITCHER</b>                                       | IP WLS BF H R ER SO BB IBB HBP BLK WP HR S P ERA WHIP |                                 |                               |                                  |                              |                                 |                              |                                 |                              |                                 |                              |                                 |                              |                                 |                              |                                 |   |                                 |                                  |                                    |                                  |        |
| Eddie Solomon, R<br>ERA: 3.0 (1, 1)                  | 6.0 L 24 7 3 3 5 0 0 0 0 0 0 1 34 34 4.50 1.167       |                                 |                               |                                  |                              |                                 |                              |                                 |                              |                                 |                              |                                 |                              |                                 |                              |                                 |   |                                 |                                  |                                    |                                  |        |
| Victor Cruz, R<br>ERA: 2.13 (7, 1)                   | 1.0 3 0 0 0 1 0 0 0 0 0 0 0 5 5 0.00 0.000            |                                 |                               |                                  |                              |                                 |                              |                                 |                              |                                 |                              |                                 |                              |                                 |                              |                                 |   |                                 |                                  |                                    |                                  |        |
| Enrique Romo, R<br>ERA: 3.93 (8, 1)                  | 1.2 6 2 0 0 0 0 0 0 0 0 0 0 6 6 0.00 1.200            |                                 |                               |                                  |                              |                                 |                              |                                 |                              |                                 |                              |                                 |                              |                                 |                              |                                 |   |                                 |                                  |                                    |                                  |        |
| Grant Jackson, L<br>ERA: 1.83 (9, 1)                 | 0.1 1 0 0 0 0 0 0 0 0 0 0 0 1 1 0.00 0.000            |                                 |                               |                                  |                              |                                 |                              |                                 |                              |                                 |                              |                                 |                              |                                 |                              |                                 |   |                                 |                                  |                                    |                                  |        |

| Batter   | 1   | 2                                | 3                            | 4                               | 5                            | 6                               | 7                            | 8                               | 9                            | AB                              | R                            | H                                | RBI                          | BB                              | SO                           | LOB                             | BOTTOM  |                                  |                                  |                                    |                                  |        |
|--|---|----------------------------------|------------------------------|---------------------------------|------------------------------|---------------------------------|------------------------------|---------------------------------|------------------------------|---------------------------------|------------------------------|----------------------------------|------------------------------|---------------------------------|------------------------------|---------------------------------|---|----------------------------------|----------------------------------|------------------------------------|----------------------------------|--------|
| Omar Moreno, L<br>OBP: 0.295, SLG: 0.324 (1, 8)    | CS  |                                  | S                            |                                 | 4-3                          |                                 |                              |                                 |                              | 3                               | 0                            | 1                                | 0                            | 2                               | 1                            | 1                               | <b>Montreal Expos @ Pittsburgh Pirates</b><br>Three Rivers Stadium, Pittsburgh, PA<br>Wed Aug 12 1981, 7:05 PM EDT<br>Att: 12,069 - Unknown |                                  |                                  |                                    |                                  |        |
| Tim Lincecum, R<br>OBP: 0.276, SLG: 0.298 (1, 6)   | F6  |                                  | L6                           |                                 | 6-3                          |                                 |                              |                                 |                              | 5                               | 0                            | 0                                | 1                            | 0                               | 0                            | 5                               |   |                                  |                                  |                                    |                                  |        |
| Dave Parker, L<br>OBP: 0.292, SLG: 0.453 (1, 9)    | FC5-4   |                                  | F9                           |                                 | 4-3                          |                                 |                              | F9                              |                              | 4                               | 0                            | 0                                | 0                            | 1                               | 1                            | 3                               |   |                                  |                                  |                                    |                                  |        |
| Bill Madlock, R<br>OBP: 0.416, SLG: 0.456 (1, 5)   | FC5-4   |                                  |                              |                                 | F7                           |                                 |                              |                                 |                              | 4                               | 0                            | 2                                | 0                            | 0                               | 0                            | 1                               |   |                                  |                                  |                                    |                                  |        |
| Mike Easter, L<br>OBP: 0.352, SLG: 0.520 (1, 7)    |   |                                  | FC6-4                        |                                 |                              |                                 |                              | F7                              |                              | 3                               | 1                            | 2                                | 1                            | 1                               | 0                            | 1                               |   |                                  |                                  |                                    |                                  |        |
| Jason Thompson, L<br>OBP: 0.320, SLG: 0.361 (1, 3) | F5  |                                  |                              |                                 | L7                           |                                 |                              | G3                              |                              | 3                               | 0                            | 0                                | 0                            | 1                               | 0                            | 2                               |   |                                  |                                  |                                    |                                  |        |
| Phil Garner, R<br>OBP: 0.354, SLG: 0.375 (1, 4)    |   |                                  | FC6-4                        |                                 |                              |                                 |                              |                                 |                              | 3                               | 1                            | 1                                | 0                            | 1                               | 1                            | 2                               |   |                                  |                                  |                                    |                                  |        |
| Tony Peña, R<br>OBP: 0.333, SLG: 0.407 (1, 2)      |   |                                  | FC6-4                        |                                 | 6-3                          |                                 |                              |                                 |                              | 4                               | 0                            | 2                                | 0                            | 0                               | 0                            | 2                               |   |                                  |                                  |                                    |                                  |        |
| Eddie Solomon, R<br>OBP: 0.291, SLG: 0.091 (1, 1)  |   |                                  |                              |                                 | 6-3                          |                                 |                              |                                 |                              | 2                               | 0                            | 0                                | 0                            | 0                               | 1                            | 2                               |   |                                  |                                  |                                    |                                  |        |
| John Milner, L<br>OBP: 0.365, SLG: 0.362 (7, PH)   |   |                                  |                              |                                 |                              |                                 |                              |                                 |                              | 0                               | 0                            | 0                                | 0                            | 0                               | 0                            | 0                               |   |                                  |                                  |                                    |                                  |        |
| Victor Cruz, R<br>OBP: 0.305, SLG: 0.302 (7, PH)   |   |                                  |                              |                                 |                              |                                 |                              |                                 |                              | 0                               | 0                            | 0                                | 0                            | 0                               | 0                            | 0                               |   |                                  |                                  |                                    |                                  |        |
| Enrique Romo, R<br>OBP: 0.305, SLG: 0.291 (8, 1)   |   |                                  |                              |                                 |                              |                                 |                              |                                 |                              | 0                               | 0                            | 0                                | 0                            | 0                               | 0                            | 0                               |   |                                  |                                  |                                    |                                  |        |
| Grant Jackson, S<br>OBP: 0.320, SLG: 0.371 (9, 1)  |   |                                  |                              |                                 |                              |                                 |                              |                                 |                              | 1                               | 0                            | 0                                | 0                            | 0                               | 0                            | 2                               |   |                                  |                                  |                                    |                                  |        |
| Bill Robinson, R<br>OBP: 0.320, SLG: 0.371 (9, PH) |   |                                  |                              |                                 |                              |                                 |                              |                                 |                              | 0                               | 0                            | 0                                | 0                            | 0                               | 0                            | 0                               |   |                                  |                                  |                                    |                                  |        |
| Lee Lacy, R<br>OBP: 0.320, SLG: 0.371 (9, PH)      |   |                                  |                              |                                 |                              |                                 |                              |                                 |                              | 0                               | 0                            | 0                                | 0                            | 0                               | 0                            | 0                               |   |                                  |                                  |                                    |                                  |        |
| <b>Inning Stats</b>                                | R: 0<br>E: 0<br>K: 0<br>S: 2                          | H: 0<br>LOB: 1<br>BB: 2<br>P: 10 | R: 0<br>E: 0<br>K: 1<br>S: 7 | H: 2<br>LOB: 0<br>BB: 0<br>P: 7 | R: 0<br>E: 0<br>K: 0<br>S: 4 | H: 2<br>LOB: 2<br>BB: 0<br>P: 4 | R: 1<br>E: 0<br>K: 1<br>S: 6 | H: 1<br>LOB: 0<br>BB: 0<br>P: 6 | R: 0<br>E: 0<br>K: 0<br>S: 3 | H: 0<br>LOB: 0<br>BB: 0<br>P: 3 | R: 0<br>E: 0<br>K: 0<br>S: 3 | H: 0<br>LOB: 2<br>BB: 2<br>P: 11 | R: 0<br>E: 0<br>K: 1<br>S: 6 | H: 1<br>LOB: 1<br>BB: 0<br>P: 6 | R: 0<br>E: 0<br>K: 0<br>S: 4 | H: 1<br>LOB: 1<br>BB: 0<br>P: 4 | R: 1<br>E: 0<br>K: 1<br>S: 6  | H: 1<br>LOB: 2<br>BB: 2<br>P: 14 | 1B: 5<br>2B: 2<br>3B: 0<br>HR: 1 | SF: 0<br>SAC: 0<br>DP: 0<br>HBP: 0 | WP: 0<br>PB: 0<br>SB: 0<br>CS: 1 | PA: 39 |
| <b>PITCHER</b>                                     | IP WLS BF H R ER SO BB IBB HBP BLK WP HR S P ERA WHIP |                                  |                              |                                 |                              |                                 |                              |                                 |                              |                                 |                              |                                  |                              |                                 |                              |                                 |   |                                  |                                  |                                    |                                  |        |
| Ray Burris, R<br>ERA: 3.0 (1, 1)                   | 5.0 W 20 5 1 1 2 2 0 0 0 0 0 0 14 26 3.00 2.000       |                                  |                              |                                 |                              |                                 |                              |                                 |                              |                                 |                              |                                  |                              |                                 |                              |                                 |   |                                  |                                  |                                    |                                  |        |
| Stan Bahnsen, R<br>ERA: 4.75 (6, 1)                | 3.0 15 3 1 1 1 3 0 0 0 0 0 0 14 26 3.00 2.000         |                                  |                              |                                 |                              |                                 |                              |                                 |                              |                                 |                              |                                  |                              |                                 |                              |                                 |   |                                  |                                  |                                    |                                  |        |
| Jeff Reardon, R<br>ERA: 3.09 (9, 1)                | 0.1 1 0 0 0 0 0 0 0 0 0 0 0 1 1 0.00 0.000            |                                  |                              |                                 |                              |                                 |                              |                                 |                              |                                 |                              |                                  |                              |                                 |                              |                                 |   |                                  |                                  |                                    |                                  |        |
| Bill Lee, L<br>ERA: 2.3 (9, 1)                     | 0.2 S 3 0 0 0 1 1 0 0 0 0 0 0 4 8 0.00 1.500          |                                  |                              |                                 |                              |                                 |                              |                                 |                              |                                 |                              |                                  |                              |                                 |                              |                                 |   |                                  |                                  |                                    |                                  |        |



| Batter   | 1                            | 2                               | 3                            | 4                               | 5                            | 6                               | 7                            | 8                               | 9                            | AB                              | R                            | H                               | RBI                          | BB                               | SO                           | LOB                             | TOP                          |                                 |                                  |                                    |                         |        |  |  |  |
|--|------------------------------|---------------------------------|------------------------------|---------------------------------|------------------------------|---------------------------------|------------------------------|---------------------------------|------------------------------|---------------------------------|------------------------------|---------------------------------|------------------------------|----------------------------------|------------------------------|---------------------------------|------------------------------|---------------------------------|----------------------------------|------------------------------------|-------------------------|--------|--|--|--|
| Tim Raines, S<br>OBP: 0.411, SLG: 0.456 (1, 7)       |                              |                                 |                              |                                 |                              |                                 |                              |                                 |                              | 5                               | 1                            | 1                               | 1                            | 0                                | 0                            | 3                               |                              |                                 |                                  |                                    |                         |        |  |  |  |
| Rodney Scott, S<br>OBP: 0.319, SLG: 0.246 (1, 4)     |                              |                                 |                              |                                 |                              |                                 |                              |                                 |                              | 4                               | 1                            | 0                               | 0                            | 1                                | 0                            | 1                               |                              |                                 |                                  |                                    |                         |        |  |  |  |
| Andre Dawson, R<br>OBP: 0.386, SLG: 0.643 (1, 8)     |                              |                                 |                              |                                 |                              |                                 |                              |                                 |                              | 5                               | 1                            | 1                               | 4                            | 0                                | 1                            | 1                               |                              |                                 |                                  |                                    |                         |        |  |  |  |
| Gary Carter, R<br>OBP: 0.314, SLG: 0.422 (1, 2)      |                              |                                 |                              |                                 |                              |                                 |                              |                                 |                              | 5                               | 1                            | 2                               | 2                            | 0                                | 0                            | 0                               |                              |                                 |                                  |                                    |                         |        |  |  |  |
| Warren Cromartie, L<br>OBP: 0.329, SLG: 0.390 (1, 9) |                              |                                 |                              |                                 |                              |                                 |                              |                                 |                              | 4                               | 0                            | 1                               | 0                            | 0                                | 0                            | 3                               |                              |                                 |                                  |                                    |                         |        |  |  |  |
| Tim Lincecum, R<br>OBP: 0.294, SLG: 0.342 (1, 3)     |                              |                                 |                              |                                 |                              |                                 |                              |                                 |                              | 4                               | 0                            | 0                               | 0                            | 0                                | 0                            | 1                               |                              |                                 |                                  |                                    |                         |        |  |  |  |
| Larry Parrish, R<br>OBP: 0.271, SLG: 0.311 (1, 5)    |                              |                                 |                              |                                 |                              |                                 |                              |                                 |                              | 4                               | 0                            | 1                               | 0                            | 0                                | 0                            | 0                               |                              |                                 |                                  |                                    |                         |        |  |  |  |
| Mike Phillips, L<br>OBP: 0.255, SLG: 0.302 (1, 6)    |                              |                                 |                              |                                 |                              |                                 |                              |                                 |                              | 4                               | 1                            | 2                               | 0                            | 0                                | 1                            | 0                               |                              |                                 |                                  |                                    |                         |        |  |  |  |
| Steve Rogers, R<br>OBP: 0.243, SLG: 0.200 (1, 1)     |                              |                                 |                              |                                 |                              |                                 |                              |                                 |                              | 3                               | 2                            | 2                               | 0                            | 0                                | 0                            | 2                               |                              |                                 |                                  |                                    |                         |        |  |  |  |
| Willie Montanez, L (8, PH)<br>OBP: 0.227, SLG: 0.210 |                              |                                 |                              |                                 |                              |                                 |                              |                                 |                              | 1                               | 0                            | 0                               | 0                            | 0                                | 0                            | 1                               |                              |                                 |                                  |                                    |                         |        |  |  |  |
| Jeff Reardon, R (8, 1)                               |                              |                                 |                              |                                 |                              |                                 |                              |                                 |                              | 0                               | 0                            | 0                               | 0                            | 0                                | 0                            | 0                               |                              |                                 |                                  |                                    |                         |        |  |  |  |
| <b>Inning Stats</b>                                  | R: 0<br>E: 0<br>K: 1<br>S: 5 | H: 0<br>LOB: 0<br>BB: 0<br>P: 5 | R: 0<br>E: 0<br>K: 0<br>S: 3 | H: 0<br>LOB: 0<br>BB: 0<br>P: 3 | R: 0<br>E: 0<br>K: 0<br>S: 4 | H: 1<br>LOB: 1<br>BB: 0<br>P: 4 | R: 0<br>E: 1<br>K: 0<br>S: 4 | H: 0<br>LOB: 1<br>BB: 0<br>P: 4 | R: 0<br>E: 0<br>K: 1<br>S: 5 | H: 0<br>LOB: 0<br>BB: 0<br>P: 5 | R: 1<br>E: 1<br>K: 0<br>S: 6 | H: 2<br>LOB: 2<br>BB: 0<br>P: 6 | R: 6<br>E: 0<br>K: 0<br>S: 9 | H: 6<br>LOB: 1<br>BB: 1<br>P: 13 | R: 0<br>E: 0<br>K: 0<br>S: 4 | H: 1<br>LOB: 0<br>BB: 0<br>P: 4 | R: 0<br>E: 0<br>K: 0<br>S: 3 | H: 0<br>LOB: 0<br>BB: 0<br>P: 3 | 1B: 6<br>2B: 2<br>3B: 0<br>HR: 2 | SF: 0<br>SAC: 0<br>DP: 0<br>HBP: 0 | WP: 0<br>PB: 0<br>CS: 0 | PA: 40 |  |  |  |
| <b>PITCHER</b>                                       | IP                           | WLS                             | BF                           | H                               | R                            | ER                              | SO                           | BB                              | IBB                          | HBP                             | BLK                          | WP                              | HR                           | S                                | P                            | ERA                             | WHIP                         |                                 |                                  |                                    |                         |        |  |  |  |
| Luis Tiant, R (1, 1)<br>ERA: 5.4                     | 6.2                          | L                               | 29                           | 6                               | 5                            | 4                               | 2                            | 1                               | 0                            | 0                               | 0                            | 0                               | 0                            | 32                               | 36                           | 5.40                            | 1.050                        |                                 |                                  |                                    |                         |        |  |  |  |
| Victor Cruz, R (7, 1)<br>ERA: 2.51                   | 0.1                          |                                 | 4                            | 3                               | 2                            | 2                               | 0                            | 0                               | 0                            | 0                               | 0                            | 0                               | 2                            | 4                                | 4                            | 54.00                           | 9.000                        |                                 |                                  |                                    |                         |        |  |  |  |
| Pascual Perez, R (8, 1)<br>ERA: 3.11                 | 2.0                          |                                 | 7                            | 1                               | 0                            | 0                               | 0                            | 0                               | 0                            | 0                               | 0                            | 0                               | 0                            | 7                                | 7                            | 0.00                            | 0.500                        |                                 |                                  |                                    |                         |        |  |  |  |

**Montreal Expos @ Pittsburgh Pirates**  
 Three Rivers Stadium, Pittsburgh, PA  
 Thu Aug 13 1981, 7:05 PM EDT  
 Att: 11,735 - Unknown

AB 39  
 R 7  
 H 10  
 RBI 7  
 BB 1  
 SO 2  
 LOB 12

| Batter   | 1                            | 2                               | 3                            | 4                               | 5                            | 6                               | 7                            | 8                               | 9                            | AB                              | R                            | H                                | RBI                          | BB                              | SO                           | LOB                             | BOTTOM                       |                                 |                                  |                                    |                         |        |  |  |  |
|--|------------------------------|---------------------------------|------------------------------|---------------------------------|------------------------------|---------------------------------|------------------------------|---------------------------------|------------------------------|---------------------------------|------------------------------|----------------------------------|------------------------------|---------------------------------|------------------------------|---------------------------------|------------------------------|---------------------------------|----------------------------------|------------------------------------|-------------------------|--------|--|--|--|
| Omar Moreno, L<br>OBP: 0.290, SLG: 0.319 (1, 8)    |                              |                                 |                              |                                 |                              |                                 |                              |                                 |                              | 4                               | 0                            | 0                                | 0                            | 0                               | 1                            | 1                               |                              |                                 |                                  |                                    |                         |        |  |  |  |
| Phil Garner, R<br>OBP: 0.344, SLG: 0.362 (1, 4)    |                              |                                 |                              |                                 |                              |                                 |                              |                                 |                              | 4                               | 0                            | 0                                | 0                            | 0                               | 0                            | 1                               |                              |                                 |                                  |                                    |                         |        |  |  |  |
| Dave Parker, L<br>OBP: 0.284, SLG: 0.440 (1, 9)    |                              |                                 |                              |                                 |                              |                                 |                              |                                 |                              | 4                               | 0                            | 0                                | 0                            | 0                               | 0                            | 1                               |                              |                                 |                                  |                                    |                         |        |  |  |  |
| Bill Madlock, R<br>OBP: 0.412, SLG: 0.458 (1, 5)   |                              |                                 |                              |                                 |                              |                                 |                              |                                 |                              | 4                               | 1                            | 1                                | 0                            | 0                               | 0                            | 1                               |                              |                                 |                                  |                                    |                         |        |  |  |  |
| Mike Easter, L<br>OBP: 0.350, SLG: 0.519 (1, 7)    |                              |                                 |                              |                                 |                              |                                 |                              |                                 |                              | 4                               | 1                            | 1                                | 1                            | 0                               | 0                            | 0                               |                              |                                 |                                  |                                    |                         |        |  |  |  |
| Jason Thompson, L<br>OBP: 0.331, SLG: 0.368 (1, 3) |                              |                                 |                              |                                 |                              |                                 |                              |                                 |                              | 3                               | 0                            | 2                                | 0                            | 1                               | 1                            | 0                               |                              |                                 |                                  |                                    |                         |        |  |  |  |
| Dale Berra, R<br>OBP: 0.345, SLG: 0.364 (1, 6)     |                              |                                 |                              |                                 |                              |                                 |                              |                                 |                              | 4                               | 0                            | 0                                | 0                            | 0                               | 0                            | 4                               |                              |                                 |                                  |                                    |                         |        |  |  |  |
| Tony Peña, R<br>OBP: 0.344, SLG: 0.417 (1, 2)      |                              |                                 |                              |                                 |                              |                                 |                              |                                 |                              | 3                               | 0                            | 2                                | 1                            | 0                               | 1                            | 0                               |                              |                                 |                                  |                                    |                         |        |  |  |  |
| Luis Tiant, R (1, 1)                               |                              |                                 |                              |                                 |                              |                                 |                              |                                 |                              | 2                               | 0                            | 0                                | 0                            | 0                               | 1                            | 1                               |                              |                                 |                                  |                                    |                         |        |  |  |  |
| Victor Cruz, R (7, 1)                              |                              |                                 |                              |                                 |                              |                                 |                              |                                 |                              | 0                               | 0                            | 0                                | 0                            | 0                               | 0                            | 0                               |                              |                                 |                                  |                                    |                         |        |  |  |  |
| Bill Robinson, R (7, PH)<br>OBP: 0.083, SLG: 0.083 |                              |                                 |                              |                                 |                              |                                 |                              |                                 |                              | 1                               | 0                            | 0                                | 0                            | 0                               | 1                            | 2                               |                              |                                 |                                  |                                    |                         |        |  |  |  |
| Pascual Perez, R (8, 1)<br>OBP: 0.182, SLG: 0.364  |                              |                                 |                              |                                 |                              |                                 |                              |                                 |                              | 0                               | 0                            | 0                                | 0                            | 0                               | 0                            | 0                               |                              |                                 |                                  |                                    |                         |        |  |  |  |
| <b>Inning Stats</b>                                | R: 0<br>E: 1<br>K: 0<br>S: 4 | H: 0<br>LOB: 1<br>BB: 0<br>P: 4 | R: 0<br>E: 0<br>K: 0<br>S: 3 | H: 1<br>LOB: 0<br>BB: 0<br>P: 3 | R: 0<br>E: 0<br>K: 0<br>S: 3 | H: 0<br>LOB: 0<br>BB: 0<br>P: 3 | R: 0<br>E: 0<br>K: 2<br>S: 7 | H: 0<br>LOB: 0<br>BB: 0<br>P: 7 | R: 0<br>E: 0<br>K: 0<br>S: 3 | H: 0<br>LOB: 0<br>BB: 0<br>P: 3 | R: 2<br>E: 0<br>K: 1<br>S: 8 | H: 3<br>LOB: 2<br>BB: 1<br>P: 12 | R: 0<br>E: 0<br>K: 1<br>S: 5 | H: 0<br>LOB: 0<br>BB: 0<br>P: 5 | R: 0<br>E: 0<br>K: 0<br>S: 4 | H: 1<br>LOB: 1<br>BB: 0<br>P: 4 | R: 0<br>E: 0<br>K: 0<br>S: 4 | H: 0<br>LOB: 0<br>BB: 0<br>P: 4 | 1B: 4<br>2B: 2<br>3B: 0<br>HR: 0 | SF: 0<br>SAC: 0<br>DP: 1<br>HBP: 0 | WP: 0<br>PB: 0<br>CS: 0 | PA: 34 |  |  |  |
| <b>PITCHER</b>                                     | IP                           | WLS                             | BF                           | H                               | R                            | ER                              | SO                           | BB                              | IBB                          | HBP                             | BLK                          | WP                               | HR                           | S                               | P                            | ERA                             | WHIP                         |                                 |                                  |                                    |                         |        |  |  |  |
| Steve Rogers, R (1, 1)<br>ERA: 4.27                | 7.0                          | W                               | 27                           | 5                               | 2                            | 2                               | 4                            | 1                               | 0                            | 0                               | 0                            | 0                                | 0                            | 34                              | 38                           | 2.57                            | 0.857                        |                                 |                                  |                                    |                         |        |  |  |  |
| Jeff Reardon, R (8, 1)<br>ERA: 2.91                | 2.0                          |                                 | 7                            | 1                               | 0                            | 0                               | 1                            | 0                               | 0                            | 0                               | 0                            | 0                                | 0                            | 9                               | 9                            | 0.00                            | 0.500                        |                                 |                                  |                                    |                         |        |  |  |  |

**Montreal Expos @ Pittsburgh Pirates**  
 Three Rivers Stadium, Pittsburgh, PA  
 Thu Aug 13 1981, 7:05 PM EDT  
 Att: 11,735 - Unknown

AB 33  
 R 2  
 H 6  
 RBI 2  
 BB 1  
 SO 5  
 LOB 11



| Batter  | 1                            | 2                               | 3                            | 4                               | 5                            | 6                               | 7                            | 8                               | 9                            | AB                              | R                            | H                               | RBI                          | BB                               | SO                           | LOB                             | TOP                              |                                    |                                  |        |  |
|---|------------------------------|---------------------------------|------------------------------|---------------------------------|------------------------------|---------------------------------|------------------------------|---------------------------------|------------------------------|---------------------------------|------------------------------|---------------------------------|------------------------------|----------------------------------|------------------------------|---------------------------------|----------------------------------|------------------------------------|----------------------------------|--------|--|
| <b>Garry Templeton, S</b> (1, 6)<br>OBP: 0.291, SLG: 0.382  | 0-0<br>3-1                   |                                 | 0-0<br>F7                    |                                 | 0-0<br>G3                    |                                 | 0-0<br>6-3                   |                                 | 0-0<br>6-3                   | 5                               | 0                            | 0                               | 0                            | 0                                | 0                            | 1                               |                                  |                                    |                                  |        |  |
| <b>Tom Herr, S</b> (1, 4)<br>OBP: 0.336, SLG: 0.380         | 4-0<br>BB                    |                                 | 0-0<br>4-3                   |                                 | 0-0<br>F7                    |                                 |                              | 0-0<br>F8                       | 0-0<br>F7                    | 4                               | 0                            | 0                               | 0                            | 1                                | 0                            | 1                               |                                  |                                    |                                  |        |  |
| <b>Ken Oberkfell, L</b> (1, 5)<br>OBP: 0.345, SLG: 0.355    | 0-0<br>F7                    |                                 | 0-0<br>F7                    |                                 |                              |                                 |                              | 0-0<br>F2                       |                              | 4                               | 0                            | 1                               | 0                            | 0                                | 0                            | 1                               |                                  |                                    |                                  |        |  |
| <b>George Hendrick, R</b> (1, 8)<br>OBP: 0.359, SLG: 0.526  | 0-0<br>F7                    |                                 |                              | 0-0<br>FC3-6<br>1B              | 0-0<br>F7                    |                                 |                              | 0-0<br>BB<br>1B                 |                              | 4                               | 0                            | 2                               | 0                            | 0                                | 0                            | 2                               |                                  |                                    |                                  |        |  |
| <b>Dane Iorg, L</b> (1, 3)<br>OBP: 0.365, SLG: 0.457        |                              | 0-0<br>F8                       |                              | 0-0<br>FC3-6<br>1B<br>FC        |                              | 0-0<br>G4-6-3<br>1B             |                              | 0-0<br>BB<br>1B                 |                              | 4                               | 1                            | 2                               | 0                            | 0                                | 0                            | 1                               |                                  |                                    |                                  |        |  |
| <b>Steve Braun, L</b> (1, 7)<br>OBP: 0.388, SLG: 0.267      |                              | 0-0<br>G3                       |                              | 0-0<br>FC<br>SF7<br>1B          |                              | 0-0<br>G4-6-3                   |                              | 4-0<br>BB<br>1B                 |                              | 3                               | 1                            | 1                               | 0                            | 0                                | 0                            | 1                               |                                  |                                    |                                  |        |  |
| <b>Mark Littell, L</b> (6, 1)<br>OBP: 0.400, SLG: 0.400     |                              |                                 |                              |                                 |                              |                                 |                              | 1-2<br>BB                       |                              | 0                               | 0                            | 0                               | 0                            | 0                                | 0                            | 0                               |                                  |                                    |                                  |        |  |
| <b>Keith Hernandez, L</b> (6, PH)<br>OBP: 0.389, SLG: 0.473 |                              |                                 |                              |                                 |                              |                                 |                              | 1-2<br>2-3<br>BB                |                              | 0                               | 0                            | 0                               | 0                            | 1                                | 0                            | 0                               |                                  |                                    |                                  |        |  |
| <b>John Martin, S</b> (6, PR)<br>OBP: 0.267, SLG: 0.357     |                              |                                 |                              |                                 |                              |                                 |                              |                                 |                              | 0                               | 0                            | 0                               | 0                            | 0                                | 0                            | 0                               |                                  |                                    |                                  |        |  |
| <b>Bruce Sutter, R</b> (8, 1)                               |                              |                                 |                              |                                 |                              |                                 |                              |                                 |                              | 0                               | 0                            | 0                               | 0                            | 0                                | 0                            | 0                               |                                  |                                    |                                  |        |  |
| <b>Sixto Lezcano, R</b> (1, 9)<br>OBP: 0.391, SLG: 0.415    |                              |                                 |                              |                                 |                              |                                 |                              |                                 |                              | 4                               | 1                            | 1                               | 2                            | 0                                | 1                            | 4                               |                                  |                                    |                                  |        |  |
|   |                              |                                 |                              |                                 |                              |                                 |                              |                                 |                              |                                 |                              |                                 |                              |                                  |                              |                                 |                                  |                                    |                                  |        |  |
| <b>Gene Tenace, R</b> (1, 2)<br>OBP: 0.376, SLG: 0.365      |                              | 1-0<br>HR                       |                              | 0-0<br>SF7                      |                              |                                 |                              | 0-0<br>F4                       |                              | 2                               | 0                            | 1                               | 1                            | 0                                | 0                            | 0                               |                                  |                                    |                                  |        |  |
|   |                              |                                 |                              |                                 |                              |                                 |                              |                                 |                              |                                 |                              |                                 |                              |                                  |                              |                                 |                                  |                                    |                                  |        |  |
| <b>Joaquin Andujar, S</b> (1, 1)                            |                              |                                 |                              |                                 |                              |                                 |                              |                                 |                              |                                 |                              |                                 |                              |                                  |                              |                                 |                                  |                                    |                                  |        |  |
| <b>Bob Shirley, R</b> (6, 1)<br>OBP: 0.063, SLG: 0.063      |                              |                                 |                              |                                 |                              |                                 |                              |                                 |                              |                                 |                              |                                 |                              |                                  |                              |                                 |                                  |                                    |                                  |        |  |
| <b>Tito Landrum, R</b> (6, 7)<br>OBP: 0.275, SLG: 0.367     |                              |                                 |                              |                                 |                              |                                 |                              |                                 |                              |                                 |                              |                                 |                              |                                  |                              |                                 |                                  |                                    |                                  |        |  |
|   |                              |                                 |                              |                                 |                              |                                 |                              |                                 |                              |                                 |                              |                                 |                              |                                  |                              |                                 |                                  |                                    |                                  |        |  |
| <b>Inning Stats</b>   | R: 0<br>E: 0<br>K: 0<br>S: 3 | H: 0<br>LOB: 1<br>BB: 1<br>P: 7 | R: 1<br>E: 0<br>K: 1<br>S: 6 | H: 1<br>LOB: 1<br>BB: 0<br>P: 7 | R: 0<br>E: 0<br>K: 0<br>S: 3 | H: 0<br>LOB: 0<br>BB: 0<br>P: 3 | R: 2<br>E: 1<br>K: 1<br>S: 8 | H: 2<br>LOB: 1<br>BB: 0<br>P: 8 | R: 0<br>E: 0<br>K: 0<br>S: 4 | H: 1<br>LOB: 1<br>BB: 0<br>P: 4 | R: 0<br>E: 0<br>K: 0<br>S: 3 | H: 0<br>LOB: 0<br>BB: 0<br>P: 3 | R: 0<br>E: 0<br>K: 1<br>S: 7 | H: 2<br>LOB: 3<br>BB: 1<br>P: 11 | R: 0<br>E: 0<br>K: 0<br>S: 4 | H: 1<br>LOB: 1<br>BB: 0<br>P: 4 | 1B: 7<br>2B: 0<br>3B: 0<br>HR: 1 | SF: 1<br>SAC: 1<br>DP: 1<br>HBP: 1 | WP: 0<br>PB: 0<br>SB: 1<br>CS: 0 | PA: 38 |  |
| <b>PITCHER</b>  | IP                           | WLS                             | BF                           | H                               | R                            | ER                              | SO                           | BB                              | IBB                          | HBP                             | BLK                          | WP                              | HR                           | S                                | P                            | ERA                             | WHIP                             |                                    |                                  |        |  |
| <b>Scott Sanderson, R</b> (1, 1)<br>ERA: 2.16               | 7.2                          | L                               | 32                           | 7                               | 3                            | 2                               | 2                            | 1                               | 0                            | 1                               | 0                            | 0                               | 1                            | 34                               | 39                           | 2.35                            | 1.043                            |                                    |                                  |        |  |
| <b>Woodie Fryman, L</b> (8, 1)<br>ERA: 2.25                 | 0.1                          |                                 | 2                            | 0                               | 0                            | 0                               | 1                            | 1                               | 0                            | 0                               | 0                            | 0                               | 0                            | 3                                | 7                            | 0.00                            | 3.000                            |                                    |                                  |        |  |
| <b>Elias Sosa, R</b> (9, 1)<br>ERA: 3.86                    | 1.0                          |                                 | 4                            | 1                               | 0                            | 0                               | 0                            | 0                               | 0                            | 0                               | 0                            | 0                               | 0                            | 4                                | 4                            | 0.00                            | 1.000                            |                                    |                                  |        |  |

St. Louis Cardinals @ Montreal Expos  
Olympic Stadium, Montreal, QB  
Fri Aug 14 1981, 7:05 PM EDT  
Att: 40,187 - Unknown

AB 33  
R 3  
H 8  
RBI 3  
BB 2  
SO 3  
LOB 13



| Batter  | 1                            | 2                               | 3                            | 4                               | 5                            | 6                               | 7                            | 8                               | 9                            | AB                              | R                            | H                               | RBI                          | BB                              | SO                           | LOB                             | BOTTOM                       |                                 |                                  |                                    |                                  |        |
|---|------------------------------|---------------------------------|------------------------------|---------------------------------|------------------------------|---------------------------------|------------------------------|---------------------------------|------------------------------|---------------------------------|------------------------------|---------------------------------|------------------------------|---------------------------------|------------------------------|---------------------------------|------------------------------|---------------------------------|----------------------------------|------------------------------------|----------------------------------|--------|
| <b>Tim Raines, S</b> (1, 7)<br>OBP: 0.405, SLG: 0.448       | 0-0<br>4-3                   |                                 | 0-0<br>FC1-4-6               |                                 |                              | 0-0<br>6-3                      |                              | 0-0<br>3-1                      |                              | 4                               | 0                            | 0                               | 0                            | 0                               | 0                            | 1                               |                              |                                 |                                  |                                    |                                  |        |
| <b>Rodney Scott, S</b> (1, 4)<br>OBP: 0.318, SLG: 0.242     | 0-0<br>F8                    |                                 |                              | 0-0<br>4-3                      |                              | 4-0<br>BB                       |                              | 0-0<br>5-3                      |                              | 3                               | 0                            | 0                               | 0                            | 1                               | 0                            | 0                               |                              |                                 |                                  |                                    |                                  |        |
| <b>Andre Dawson, R</b> (1, 8)<br>OBP: 0.380, SLG: 0.631     | 0-0<br>F8                    |                                 |                              | 0-0<br>F4                       |                              | 0-0<br>5-3                      |                              | 0-0<br>5-3                      |                              | 4                               | 0                            | 0                               | 0                            | 0                               | 0                            | 1                               |                              |                                 |                                  |                                    |                                  |        |
| <b>Gary Carter, R</b> (1, 2)<br>OBP: 0.309, SLG: 0.413      |                              | 0-0<br>6-3                      |                              | 0-0<br>F9                       |                              |                                 | 0-0<br>F8                    |                                 | 0-0<br>F7                    | 4                               | 0                            | 0                               | 0                            | 0                               | 0                            | 0                               |                              |                                 |                                  |                                    |                                  |        |
| <b>Warren Cromartie, L</b> (1, 9)<br>OBP: 0.333, SLG: 0.394 |                              | 0-0<br>F7                       |                              |                                 | 0-0<br>2B<br>6-3<br>1B       |                                 | 0-0<br>FC6-4<br>1B           |                                 |                              | 3                               | 1                            | 2                               | 0                            | 0                               | 0                            | 0                               |                              |                                 |                                  |                                    |                                  |        |
| <b>Tim Lincecum, R</b> (1, 3)<br>OBP: 0.295, SLG: 0.350     |                              | 0-0<br>6-3                      |                              |                                 | 0-0<br>L7-4<br>2B            |                                 | 0-0<br>FC6-4                 |                                 | 0-0<br>FC6-4                 | 3                               | 0                            | 1                               | 0                            | 0                               | 0                            | 1                               |                              |                                 |                                  |                                    |                                  |        |
| <b>Larry Parrish, R</b> (1, 5)<br>OBP: 0.267, SLG: 0.306    |                              |                                 | 0-0<br>3-1                   |                                 | 0-0<br>6-3                   |                                 | 0-0<br>K                     |                                 | 0-0<br>K                     | 3                               | 0                            | 0                               | 1                            | 0                               | 1                            | 2                               |                              |                                 |                                  |                                    |                                  |        |
| <b>Chris Speier, R</b> (1, 6)<br>OBP: 0.327, SLG: 0.333     |                              |                                 | 0-0<br>6-3                   |                                 | 0-0<br>L7-4                  |                                 |                              | 0-0<br>K                        |                              | 3                               | 0                            | 0                               | 0                            | 0                               | 1                            | 1                               |                              |                                 |                                  |                                    |                                  |        |
| <b>Scott Sanderson, R</b> (1, 1)<br>OBP: 0.385, SLG: 0.263  |                              |                                 | 4-0<br>BB                    |                                 |                              | 0-0<br>K                        |                              | 0-0<br>4-3                      |                              | 1                               | 0                            | 0                               | 0                            | 1                               | 1                            | 0                               |                              |                                 |                                  |                                    |                                  |        |
| <b>Woodie Fryman, R</b> (8, 1)<br>OBP: 0.500, SLG: 0.500    |                              |                                 |                              |                                 |                              |                                 |                              |                                 |                              | 0                               | 0                            | 0                               | 0                            | 0                               | 0                            | 0                               |                              |                                 |                                  |                                    |                                  |        |
| <b>Tom Hutton, L</b> (6, PH)<br>OBP: 0.143, SLG: 0.100      |                              |                                 |                              |                                 |                              |                                 |                              |                                 |                              | 1                               | 0                            | 0                               | 0                            | 0                               | 0                            | 0                               |                              |                                 |                                  |                                    |                                  |        |
| <b>Elias Sosa, R</b> (9, 1)<br>OBP: 1.000, SLG: 1.000       |                              |                                 |                              |                                 |                              |                                 |                              |                                 |                              | 0                               | 0                            | 0                               | 0                            | 0                               | 0                            | 0                               |                              |                                 |                                  |                                    |                                  |        |
|   |                              |                                 |                              |                                 |                              |                                 |                              |                                 |                              |                                 |                              |                                 |                              |                                 |                              |                                 |                              |                                 |                                  |                                    |                                  |        |
| <b>Inning Stats</b>   | R: 0<br>E: 0<br>K: 0<br>S: 3 | H: 0<br>LOB: 0<br>BB: 0<br>P: 3 | R: 0<br>E: 0<br>K: 0<br>S: 3 | H: 0<br>LOB: 0<br>BB: 0<br>P: 3 | R: 0<br>E: 0<br>K: 0<br>S: 3 | H: 0<br>LOB: 0<br>BB: 1<br>P: 7 | R: 0<br>E: 0<br>K: 0<br>S: 3 | H: 0<br>LOB: 0<br>BB: 0<br>P: 3 | R: 1<br>E: 0<br>K: 0<br>S: 4 | H: 2<br>LOB: 0<br>BB: 0<br>P: 4 | R: 0<br>E: 0<br>K: 1<br>S: 5 | H: 0<br>LOB: 1<br>BB: 1<br>P: 9 | R: 0<br>E: 0<br>K: 1<br>S: 6 | H: 1<br>LOB: 1<br>BB: 0<br>P: 6 | R: 0<br>E: 0<br>K: 1<br>S: 5 | H: 0<br>LOB: 0<br>BB: 0<br>P: 5 | R: 0<br>E: 0<br>K: 0<br>S: 3 | H: 0<br>LOB: 0<br>BB: 0<br>P: 3 | 1B: 2<br>2B: 2<br>3B: 0<br>HR: 0 | SF: 0<br>SAC: 0<br>DP: 1<br>HBP: 0 | WP: 0<br>PB: 0<br>SB: 0<br>CS: 0 | PA: 31 |
| <b>PITCHER</b>  | IP                           | WLS                             | BF                           | H                               | R                            | ER                              | SO                           | BB                              | IBB                          | HBP                             | BLK                          | WP                              | HR                           | S                               | P                            | ERA                             | WHIP                         |                                 |                                  |                                    |                                  |        |
| <b>Joaquin Andujar, R</b> (1, 1)<br>ERA: 5.17               | 5.0                          | W                               | 17                           | 2                               | 1                            | 1                               | 0                            | 1                               | 0                            | 0                               | 0                            | 0                               | 0                            | 16                              | 20                           | 1.80                            | 0.600                        |                                 |                                  |                                    |                                  |        |
| <b>Bob Shirley, L</b> (6, 1)<br>ERA: 4.53                   | 0.2                          |                                 | 3                            | 0                               | 0                            | 0                               | 1                            | 1                               | 0                            | 0                               | 0                            | 0                               | 0                            | 4                               | 8                            | 0.00                            | 1.500                        |                                 |                                  |                                    |                                  |        |
| <b>Mark Littell, R</b> (6, 1)<br>ERA: 3.18                  | 1.1                          |                                 | 5                            | 1                               | 0                            | 0                               | 1                            | 0                               | 0                            | 0                               | 0                            | 0                               | 0                            | 7                               | 7                            | 0.00                            | 0.750                        |                                 |                                  |                                    |                                  |        |
| <b>Bruce Sutter, R</b> (8, 1)<br>ERA: 2.7                   | 2.0                          | S                               | 6                            | 0                               | 0                            | 0                               | 1                            | 0                               | 0                            | 0                               | 0                            | 0                               | 0                            | 8                               | 8                            | 0.00                            | 0.000                        |                                 |                                  |                                    |                                  |        |

St. Louis Cardinals @ Montreal Expos  
Olympic Stadium, Montreal, QB  
Fri Aug 14 1981, 7:05 PM EDT  
Att: 40,187 - Unknown

AB 29  
R 1  
H 3  
RBI 1  
BB 2  
SO 3  
LOB 6





| Batter  | 1                            | 2                               | 3                            | 4                                | 5                            | 6                               | 7                            | 8                               | 9                            | AB                              | R                            | H                               | RBI                          | BB                              | SO                           | LOB                              | TOP                              |                                    |                                  |        |  |  |  |  |  |
|---|------------------------------|---------------------------------|------------------------------|----------------------------------|------------------------------|---------------------------------|------------------------------|---------------------------------|------------------------------|---------------------------------|------------------------------|---------------------------------|------------------------------|---------------------------------|------------------------------|----------------------------------|----------------------------------|------------------------------------|----------------------------------|--------|--|--|--|--|--|
| Tim Raines, S<br>OBP: 0.408, SLG: 0.449       | 0-0<br>G3 S<br>BB            | 0-0<br>S<br>1B                  |                              |                                  | 0-0<br>F7                    |                                 | 0-0<br>1B<br>1B              |                                 | 0-3<br>K                     | 4                               | 2                            | 2                               | 1                            | 1                               | 1                            | 1                                |                                  |                                    |                                  |        |  |  |  |  |  |
| Rodney Scott, S<br>OBP: 0.324, SLG: 0.251     | 0-0<br>G3                    | 0-0<br>5-3                      |                              |                                  | 0-0<br>7-6-3<br>1B           |                                 | 0-0<br>1B<br>1B              |                                 | 0-0<br>CS<br>IBB             | 5                               | 0                            | 3                               | 1                            | 0                               | 0                            | 3                                |                                  |                                    |                                  |        |  |  |  |  |  |
| Andre Dawson, R<br>OBP: 0.380, SLG: 0.624     | 0-0<br>6-3                   |                                 |                              | 0-3<br>K                         |                              |                                 |                              |                                 | 4-0<br>IBB                   | 4                               | 0                            | 1                               | 3                            | 1                               | 1                            | 1                                |                                  |                                    |                                  |        |  |  |  |  |  |
| Gary Carter, R<br>OBP: 0.308, SLG: 0.411      | 0-0<br>6-3                   |                                 |                              | 4-0<br>BB                        |                              |                                 |                              |                                 | 0-0<br>CS                    | 1                               | 0                            | 0                               | 0                            | 0                               | 0                            | 0                                |                                  |                                    |                                  |        |  |  |  |  |  |
| Bobby Ramos, R<br>OBP: 0.296, SLG: 0.400      | 0-0<br>6-3                   |                                 |                              | 0-0<br>BB                        |                              |                                 |                              |                                 | 0-0<br>CS                    | 2                               | 0                            | 0                               | 0                            | 1                               | 0                            | 2                                |                                  |                                    |                                  |        |  |  |  |  |  |
| Warren Cromartie, L<br>OBP: 0.327, SLG: 0.386 |                              | 0-0<br>6-3                      | 0-0<br>F7                    |                                  |                              |                                 |                              |                                 | 0-0<br>F3                    | 4                               | 0                            | 0                               | 0                            | 0                               | 0                            | 1                                |                                  |                                    |                                  |        |  |  |  |  |  |
| Tim Lincecum, R<br>OBP: 0.293, SLG: 0.347     |                              | 0-0<br>BB<br>1B                 | 0-0<br>F9                    |                                  |                              |                                 |                              |                                 | 0-3<br>K                     | 4                               | 1                            | 1                               | 0                            | 0                               | 1                            | 1                                |                                  |                                    |                                  |        |  |  |  |  |  |
| Larry Parrish, R<br>OBP: 0.262, SLG: 0.300    |                              | 0-0<br>F7                       |                              | 0-0<br>F7                        |                              |                                 |                              |                                 | 0-0<br>4-3                   | 4                               | 0                            | 0                               | 0                            | 0                               | 0                            | 1                                |                                  |                                    |                                  |        |  |  |  |  |  |
| Mike Phillips, L<br>OBP: 0.271, SLG: 0.291    |                              | 4-0<br>1B<br>1B<br>BB           | 0-0<br>1-3                   |                                  |                              |                                 |                              |                                 | 4-0<br>SH3<br>1B<br>BB       | 2                               | 2                            | 0                               | 0                            | 2                               | 0                            | 0                                |                                  |                                    |                                  |        |  |  |  |  |  |
| Ray Burris, R<br>OBP: 0.280, SLG: 0.190       |                              | 0-0<br>1B                       | 0-0<br>6-3                   |                                  |                              |                                 |                              |                                 | 0-0<br>SH3                   | 3                               | 1                            | 2                               | 1                            | 0                               | 0                            | 0                                |                                  |                                    |                                  |        |  |  |  |  |  |
| Woodie Fryman, R<br>OBP: 0.500, SLG: 0.500    |                              | 1-3<br>2-H<br>1B                |                              |                                  |                              |                                 |                              |                                 | 1-2<br>1B                    | 0                               | 0                            | 0                               | 0                            | 0                               | 0                            | 0                                |                                  |                                    |                                  |        |  |  |  |  |  |
| <b>Inning Stats</b>                           | R: 1<br>E: 0<br>K: 0<br>S: 3 | H: 0<br>LOB: 0<br>BB: 1<br>P: 7 | R: 2<br>E: 0<br>K: 0<br>S: 6 | H: 3<br>LOB: 2<br>BB: 1<br>P: 10 | R: 0<br>E: 0<br>K: 1<br>S: 5 | H: 0<br>LOB: 0<br>BB: 1<br>P: 9 | R: 0<br>E: 0<br>K: 0<br>S: 3 | H: 0<br>LOB: 0<br>BB: 0<br>P: 3 | R: 0<br>E: 0<br>K: 0<br>S: 3 | H: 0<br>LOB: 0<br>BB: 0<br>P: 3 | R: 2<br>E: 0<br>K: 0<br>S: 7 | H: 4<br>LOB: 2<br>BB: 0<br>P: 7 | R: 0<br>E: 0<br>K: 1<br>S: 5 | H: 0<br>LOB: 0<br>BB: 0<br>P: 5 | R: 1<br>E: 0<br>K: 1<br>S: 5 | H: 1<br>LOB: 1<br>BB: 2<br>P: 13 | 1B: 9<br>2B: 1<br>3B: 0<br>HR: 0 | SF: 0<br>SAC: 1<br>DP: 1<br>HBP: 0 | WP: 0<br>PB: 0<br>SB: 3<br>CS: 1 | PA: 40 |  |  |  |  |  |
| <b>PITCHER</b>                                | IP                           | WLS                             | BF                           | H                                | R                            | ER                              | SO                           | BB                              | IBB                          | HBP                             | BLK                          | WP                              | HR                           | S                               | P                            | ERA                              | WHIP                             |                                    |                                  |        |  |  |  |  |  |
| Vern Ruhle, R<br>ERA: 3.78                    | (1, 1)                       | 6.2                             | L                            | 30                               | 8                            | 5                               | 5                            | 1                               | 3                            | 0                               | 0                            | 0                               | 0                            | 29                              | 41                           | 6.75                             | 1.650                            |                                    |                                  |        |  |  |  |  |  |
| Frank LaCorte, R<br>ERA: 4.33                 | (7, 1)                       | 0.1                             |                              | 1                                | 0                            | 0                               | 0                            | 0                               | 0                            | 0                               | 0                            | 0                               | 0                            | 1                               | 1                            | 0.00                             | 0.000                            |                                    |                                  |        |  |  |  |  |  |
| Bobby Sprowl, L<br>ERA: 5.26                  | (8, 1)                       | 2.0                             |                              | 8                                | 1                            | 1                               | 1                            | 2                               | 1                            | 1                               | 0                            | 0                               | 0                            | 10                              | 18                           | 4.50                             | 1.000                            |                                    |                                  |        |  |  |  |  |  |

**Montreal Expos @ Houston Astros**  
Astrodome, Houston, TX  
Mon Aug 17 1981, 8:05 PM EDT  
Att: 24,203 - Unknown

|     |    |
|-----|----|
| AB  | 33 |
| R   | 6  |
| H   | 9  |
| RBI | 6  |
| BB  | 5  |
| SO  | 3  |
| LOB | 10 |



| Batter                                      | 1                            | 2                               | 3                            | 4                               | 5                            | 6                               | 7                            | 8                               | 9                            | AB                              | R                            | H                               | RBI                          | BB                              | SO                           | LOB                             | BOTTOM                           |                                    |                                  |        |  |  |  |  |  |
|---|------------------------------|---------------------------------|------------------------------|---------------------------------|------------------------------|---------------------------------|------------------------------|---------------------------------|------------------------------|---------------------------------|------------------------------|---------------------------------|------------------------------|---------------------------------|------------------------------|---------------------------------|----------------------------------|------------------------------------|----------------------------------|--------|--|--|--|--|--|
| Tony Scott, S<br>OBP: 0.276, SLG: 0.329     | 0-0<br>2B<br>4-2<br>1B       |                                 | 0-0<br>S<br>1B               |                                 | 0-0<br>5-3                   |                                 |                              |                                 | 0-0<br>G4-3<br>1B            | 4                               | 0                            | 3                               | 0                            | 0                               | 0                            | 1                               |                                  |                                    |                                  |        |  |  |  |  |  |
| Craig Reynolds, L<br>OBP: 0.271, SLG: 0.407 | 0-0<br>1B                    |                                 | 0-0<br>F9                    |                                 |                              | 0-0<br>FC4-6<br>1B<br>SF8       |                              | 0-0<br>G4-3                     | 4                            | 2                               | 2                            | 0                               | 0                            | 0                               | 2                            |                                 |                                  |                                    |                                  |        |  |  |  |  |  |
| Terry Puhl, L<br>OBP: 0.333, SLG: 0.378     | 0-0<br>4-2                   |                                 | 0-0<br>F9                    |                                 |                              | 0-0<br>FC4-6<br>1B              |                              | 0-3<br>K                        | 4                            | 0                               | 1                            | 0                               | 0                            | 1                               | 3                            |                                 |                                  |                                    |                                  |        |  |  |  |  |  |
| Denny Walling, L<br>OBP: 0.355, SLG: 0.357  | 0-0<br>1B                    |                                 |                              | 0-0<br>F5                       |                              | 0-0<br>FC4-6<br>FC6-4           |                              | 4-0<br>G4-6-3<br>BB             | 3                            | 0                               | 1                            | 1                               | 1                            | 0                               | 2                            |                                 |                                  |                                    |                                  |        |  |  |  |  |  |
| Cesar Cedeno, R<br>OBP: 0.330, SLG: 0.370   | 0-0<br>F9                    |                                 |                              | 0-3<br>K                        |                              | 0-0<br>SF8                      |                              | 0-0<br>G4-6-3                   | 3                            | 0                               | 0                            | 1                               | 0                            | 1                               | 2                            |                                 |                                  |                                    |                                  |        |  |  |  |  |  |
| Art Howe, R<br>OBP: 0.383, SLG: 0.430       |                              | 0-0<br>F8                       |                              | 0-0<br>F3                       |                              | 0-0<br>FC6-4                    |                              | 0-0<br>4-3                      | 4                            | 0                               | 0                            | 0                               | 0                            | 0                               | 1                            |                                 |                                  |                                    |                                  |        |  |  |  |  |  |
| Alan Ashby, S<br>OBP: 0.335, SLG: 0.293     |                              | 0-3<br>K                        |                              |                                 | 0-0<br>4-3                   |                                 |                              |                                 | 3                            | 0                               | 0                            | 0                               | 0                            | 1                               | 0                            |                                 |                                  |                                    |                                  |        |  |  |  |  |  |
| Joe Pittman, R<br>OBP: 0.365, SLG: 0.356    |                              | 0-0<br>6-3                      |                              |                                 | 0-0<br>F7                    |                                 |                              |                                 | 3                            | 0                               | 0                            | 0                               | 0                            | 0                               | 0                            |                                 |                                  |                                    |                                  |        |  |  |  |  |  |
| Vern Ruhle, R<br>OBP: 0.571, SLG: 0.333     | (1, 1)                       |                                 |                              |                                 | 4-0<br>K                     |                                 |                              |                                 | 1                            | 0                               | 0                            | 0                               | 1                            | 1                               | 0                            |                                 |                                  |                                    |                                  |        |  |  |  |  |  |
| Frank LaCorte, R<br>OBP: 0.500, SLG: 0.500  | (7, 1)                       |                                 |                              |                                 |                              |                                 |                              |                                 | 0                            | 0                               | 0                            | 0                               | 0                            | 0                               | 0                            |                                 |                                  |                                    |                                  |        |  |  |  |  |  |
| Jose Cruz, L<br>OBP: 0.327, SLG: 0.480      | (7, PH)                      |                                 |                              |                                 |                              |                                 |                              |                                 | 1                            | 0                               | 0                            | 0                               | 0                            | 0                               | 0                            |                                 |                                  |                                    |                                  |        |  |  |  |  |  |
| Bobby Sprowl, L<br>OBP: 0.167, SLG: 0.167   | (8, 1)                       |                                 |                              |                                 |                              |                                 |                              |                                 | 0                            | 0                               | 0                            | 0                               | 0                            | 0                               | 0                            |                                 |                                  |                                    |                                  |        |  |  |  |  |  |
| <b>Inning Stats</b>                         | R: 1<br>E: 0<br>K: 0<br>S: 5 | H: 3<br>LOB: 1<br>BB: 0<br>P: 5 | R: 0<br>E: 0<br>K: 1<br>S: 5 | H: 0<br>LOB: 0<br>BB: 0<br>P: 5 | R: 0<br>E: 0<br>K: 1<br>S: 5 | H: 1<br>LOB: 1<br>BB: 0<br>P: 6 | R: 0<br>E: 0<br>K: 1<br>S: 5 | H: 0<br>LOB: 0<br>BB: 0<br>P: 5 | R: 0<br>E: 0<br>K: 1<br>S: 5 | H: 1<br>LOB: 0<br>BB: 0<br>P: 5 | R: 0<br>E: 0<br>K: 0<br>S: 2 | H: 0<br>LOB: 0<br>BB: 1<br>P: 6 | R: 0<br>E: 0<br>K: 0<br>S: 5 | H: 0<br>LOB: 0<br>BB: 0<br>P: 5 | R: 0<br>E: 0<br>K: 0<br>S: 2 | H: 0<br>LOB: 0<br>BB: 1<br>P: 6 | 1B: 6<br>2B: 2<br>3B: 0<br>HR: 0 | SF: 1<br>SAC: 0<br>DP: 3<br>HBP: 0 | WP: 0<br>PB: 0<br>SB: 1<br>CS: 0 | PA: 33 |  |  |  |  |  |
| <b>PITCHER</b>                              | IP                           | WLS                             | BF                           | H                               | R                            | ER                              | SO                           | BB                              | IBB                          | HBP                             | BLK                          | WP                              | HR                           | S                               | P                            | ERA                             | WHIP                             |                                    |                                  |        |  |  |  |  |  |
| Ray Burris, R<br>ERA: 2.96                  | (1, 1)                       | 7.0                             |                              | 27                              | 6                            | 2                               | 2                            | 3                               | 1                            | 0                               | 0                            | 0                               | 0                            | 32                              | 36                           | 2.57                            | 1.000                            |                                    |                                  |        |  |  |  |  |  |
| Woodie Fryman, L<br>ERA: 2.05               | (8, 1)                       | 2.0                             | S                            | 6                               | 1                            | 0                               | 0                            | 1                               | 1                            | 0                               | 0                            | 0                               | 0                            | 7                               | 11                           | 0.00                            | 1.000                            |                                    |                                  |        |  |  |  |  |  |

**Montreal Expos @ Houston Astros**  
Astrodome, Houston, TX  
Mon Aug 17 1981, 8:05 PM EDT  
Att: 24,203 - Unknown

|     |    |
|-----|----|
| AB  | 30 |
| R   | 2  |
| H   | 7  |
| RBI | 2  |
| BB  | 2  |
| SO  | 4  |
| LOB | 11 |





| Batter   | 1                            | 2                               | 3                            | 4                               | 5                            | 6                               | 7                            | 8                                | 9                            | AB                              | R                            | H                               | RBI                          | BB                              | SO                           | LOB                             | TOP                              |                                    |                                  |        |  |  |  |  |  |  |  |
|--|------------------------------|---------------------------------|------------------------------|---------------------------------|------------------------------|---------------------------------|------------------------------|----------------------------------|------------------------------|---------------------------------|------------------------------|---------------------------------|------------------------------|---------------------------------|------------------------------|---------------------------------|----------------------------------|------------------------------------|----------------------------------|--------|--|--|--|--|--|--|--|
| Tim Raines, S<br>OBP: 0.406, SLG: 0.445 (1, 7)       | F1                           |                                 | CS<br>1B                     |                                 |                              | G3                              |                              | 6-3                              |                              | 4                               | 0                            | 1                               | 0                            | 0                               | 0                            | 0                               |                                  |                                    |                                  |        |  |  |  |  |  |  |  |
| Rodney Scott, S<br>OBP: 0.328, SLG: 0.256 (1, 4)     | L6<br>1B                     |                                 | CS<br>1-2                    | F7                              |                              | 6-3<br>1B                       |                              | 1-3                              |                              | 4                               | 0                            | 2                               | 0                            | 0                               | 0                            | 0                               |                                  |                                    |                                  |        |  |  |  |  |  |  |  |
| Andre Dawson, R<br>OBP: 0.386, SLG: 0.624 (1, 8)     | 1-2<br>1B                    |                                 |                              | 1B<br>BB                        |                              | 6-3<br>1B                       |                              |                                  | F8                           | 3                               | 0                            | 2                               | 0                            | 1                               | 0                            | 0                               |                                  |                                    |                                  |        |  |  |  |  |  |  |  |
| Tim Wallach, R<br>OBP: 0.292, SLG: 0.339 (1, 3)      | L6<br>2-3                    |                                 |                              | K                               |                              | 6-3                             |                              |                                  | HR<br>HBP                    | 3                               | 1                            | 0                               | 0                            | 0                               | 1                            | 5                               |                                  |                                    |                                  |        |  |  |  |  |  |  |  |
| Warren Cromartie, L<br>OBP: 0.326, SLG: 0.383 (1, 9) |                              | F7                              |                              | 1-3<br>1B                       |                              | 5-3                             |                              |                                  | F7                           | 4                               | 0                            | 1                               | 0                            | 0                               | 0                            | 3                               |                                  |                                    |                                  |        |  |  |  |  |  |  |  |
| Larry Parrish, R<br>OBP: 0.287, SLG: 0.320 (1, 5)    | L5                           |                                 |                              | F7                              |                              |                                 | G5-4-3<br>1B                 |                                  | HR                           | 4                               | 1                            | 2                               | 2                            | 0                               | 0                            | 2                               |                                  |                                    |                                  |        |  |  |  |  |  |  |  |
| Bobby Ramos, R<br>OBP: 0.298, SLG: 0.345 (1, 2)      | F4                           |                                 |                              | K                               |                              |                                 | K                            |                                  | 5-3                          | 4                               | 0                            | 0                               | 0                            | 0                               | 2                            | 1                               |                                  |                                    |                                  |        |  |  |  |  |  |  |  |
| Mike Phillips, L<br>OBP: 0.258, SLG: 0.276 (1, 6)    |                              |                                 | K                            |                                 | 5-3                          |                                 | G5-4-3<br>1-2                |                                  |                              | 3                               | 0                            | 0                               | 0                            | 0                               | 1                            | 1                               |                                  |                                    |                                  |        |  |  |  |  |  |  |  |
| Steve Rogers, R<br>OBP: 0.231, SLG: 0.189 (1, 1)     |                              |                                 |                              | G3                              |                              | 1-3                             |                              |                                  |                              | 2                               | 0                            | 0                               | 0                            | 0                               | 0                            | 0                               |                                  |                                    |                                  |        |  |  |  |  |  |  |  |
| Brad Mills, L<br>(8, PH)                             |                              |                                 |                              |                                 |                              |                                 |                              |                                  |                              | 1                               | 0                            | 0                               | 0                            | 0                               | 0                            | 0                               |                                  |                                    |                                  |        |  |  |  |  |  |  |  |
| Bill Lee, L<br>OBP: 0.400, SLG: 0.400 (8, 1)         |                              |                                 |                              |                                 |                              |                                 |                              | 6-3                              |                              | 0                               | 0                            | 0                               | 0                            | 0                               | 0                            | 0                               |                                  |                                    |                                  |        |  |  |  |  |  |  |  |
| <b>Inning Stats</b>                                  | R: 0<br>E: 0<br>K: 0<br>S: 4 | H: 2<br>LOB: 1<br>BB: 0<br>P: 4 | R: 0<br>E: 0<br>K: 0<br>S: 3 | H: 0<br>LOB: 0<br>BB: 0<br>P: 3 | R: 0<br>E: 0<br>K: 1<br>S: 5 | H: 1<br>LOB: 0<br>BB: 0<br>P: 5 | R: 0<br>E: 0<br>K: 1<br>S: 6 | H: 1<br>LOB: 2<br>BB: 1<br>P: 10 | R: 0<br>E: 0<br>K: 1<br>S: 5 | H: 0<br>LOB: 0<br>BB: 0<br>P: 5 | R: 0<br>E: 0<br>K: 1<br>S: 5 | H: 1<br>LOB: 0<br>BB: 0<br>P: 5 | R: 0<br>E: 0<br>K: 0<br>S: 3 | H: 0<br>LOB: 0<br>BB: 0<br>P: 3 | R: 2<br>E: 0<br>K: 0<br>S: 4 | H: 1<br>LOB: 0<br>BB: 0<br>P: 5 | 1B: 7<br>2B: 1<br>3B: 0<br>HR: 1 | SF: 0<br>SAC: 0<br>DP: 2<br>HBP: 1 | WP: 0<br>PB: 0<br>SB: 0<br>CS: 1 | PA: 35 |  |  |  |  |  |  |  |
| <b>PITCHER</b>                                       | IP                           | WLS                             | BF                           | H                               | R                            | ER                              | SO                           | BB                               | IBB                          | HBP                             | BLK                          | WP                              | HR                           | S                               | P                            | ERA                             | WHIP                             |                                    |                                  |        |  |  |  |  |  |  |  |
| Bob Knepper, L<br>ERA: 1.55 (1, 1)                   | 8.2                          | W                               | 33                           | 8                               | 2                            | 2                               | 4                            | 1                                | 0                            | 1                               | 0                            | 0                               | 1                            | 39                              | 44                           | 2.08                            | 1.038                            |                                    |                                  |        |  |  |  |  |  |  |  |
| Joe Sambito, L<br>ERA: 1.43 (9, 1)                   | 0.1                          | S                               | 1                            | 0                               | 0                            | 0                               | 0                            | 0                                | 0                            | 0                               | 0                            | 0                               | 0                            | 1                               | 1                            | 0.00                            | 0.000                            |                                    |                                  |        |  |  |  |  |  |  |  |

**Montreal Expos @ Houston Astros**  
Astrodome, Houston, TX  
Tue Aug 18 1981, 8:05 PM EDT  
Att: 23,306 - Dome - 72 F

|     |    |
|-----|----|
| AB  | 32 |
| R   | 2  |
| H   | 8  |
| RBI | 2  |
| BB  | 1  |
| SO  | 4  |
| LOB | 12 |



| Batter   | 1                            | 2                               | 3                            | 4                               | 5                            | 6                               | 7                            | 8                               | 9                            | AB                              | R                            | H                               | RBI                          | BB                              | SO                           | LOB                             | BOTTOM                           |                                    |                                  |        |  |  |  |  |  |  |  |
|--|------------------------------|---------------------------------|------------------------------|---------------------------------|------------------------------|---------------------------------|------------------------------|---------------------------------|------------------------------|---------------------------------|------------------------------|---------------------------------|------------------------------|---------------------------------|------------------------------|---------------------------------|----------------------------------|------------------------------------|----------------------------------|--------|--|--|--|--|--|--|--|
| Tony Scott, S<br>OBP: 0.280, SLG: 0.336 (1, 8)     | L5                           |                                 | K                            |                                 |                              |                                 |                              | WP<br>SH5-3<br>1B               |                              | 4                               | 1                            | 2                               | 0                            | 0                               | 1                            | 0                               |                                  |                                    |                                  |        |  |  |  |  |  |  |  |
| Craig Reynolds, L<br>OBP: 0.272, SLG: 0.406 (1, 6) | 2B<br>4-3<br>1B              |                                 | G3                           |                                 | F2                           |                                 |                              | SH5-3<br>1-2                    |                              | 3                               | 1                            | 1                               | 0                            | 0                               | 0                            | 1                               |                                  |                                    |                                  |        |  |  |  |  |  |  |  |
| Terry Puhl, L<br>OBP: 0.336, SLG: 0.381 (1, 9)     | 4-3<br>1-3<br>1B             |                                 | 4-3                          |                                 |                              |                                 |                              | WP<br>1B<br>HBP                 |                              | 3                               | 2                            | 1                               | 0                            | 0                               | 1                            | 0                               |                                  |                                    |                                  |        |  |  |  |  |  |  |  |
| Denny Walling, L<br>OBP: 0.352, SLG: 0.363 (1, 7)  | 4-3                          |                                 |                              | F5                              |                              |                                 |                              | K                               |                              | 4                               | 0                            | 1                               | 1                            | 0                               | 1                            | 3                               |                                  |                                    |                                  |        |  |  |  |  |  |  |  |
| Cesar Cedeno, R<br>OBP: 0.338, SLG: 0.382 (1, 3)   | 2-3<br>3-H<br>1B             |                                 |                              |                                 | 2B                           |                                 |                              | 1-2<br>2-3                      |                              | 4                               | 0                            | 3                               | 3                            | 0                               | 0                            | 1                               |                                  |                                    |                                  |        |  |  |  |  |  |  |  |
| Art Howe, R<br>OBP: 0.378, SLG: 0.424 (1, 5)       | 3-H<br>F6                    |                                 |                              |                                 | F5                           |                                 |                              | 2-H<br>3-H<br>1B                |                              | 3                               | 0                            | 0                               | 0                            | 0                               | 0                            | 3                               |                                  |                                    |                                  |        |  |  |  |  |  |  |  |
| Alan Ashby, S<br>OBP: 0.330, SLG: 0.288 (1, 2)     |                              | F8                              |                              |                                 | G3                           |                                 |                              |                                 |                              | 3                               | 0                            | 0                               | 0                            | 0                               | 1                            | 1                               |                                  |                                    |                                  |        |  |  |  |  |  |  |  |
| Joe Pittman, R<br>OBP: 0.354, SLG: 0.344 (1, 4)    |                              | 5-3                             |                              |                                 |                              | F9                              |                              |                                 |                              | 3                               | 0                            | 0                               | 0                            | 0                               | 1                            | 0                               |                                  |                                    |                                  |        |  |  |  |  |  |  |  |
| Bob Knepper, L<br>OBP: 0.156, SLG: 0.161 (1, 1)    |                              |                                 | F6                           |                                 |                              |                                 |                              |                                 |                              | 3                               | 0                            | 0                               | 0                            | 0                               | 2                            | 0                               |                                  |                                    |                                  |        |  |  |  |  |  |  |  |
| Joe Sambito, L<br>(9, 1)                           |                              |                                 |                              |                                 | K                            |                                 |                              |                                 |                              | 0                               | 0                            | 0                               | 0                            | 0                               | 0                            | 0                               |                                  |                                    |                                  |        |  |  |  |  |  |  |  |
| <b>Inning Stats</b>                                | R: 2<br>E: 0<br>K: 0<br>S: 6 | H: 3<br>LOB: 1<br>BB: 0<br>P: 6 | R: 0<br>E: 0<br>K: 0<br>S: 3 | H: 0<br>LOB: 0<br>BB: 0<br>P: 3 | R: 0<br>E: 0<br>K: 1<br>S: 5 | H: 0<br>LOB: 0<br>BB: 0<br>P: 5 | R: 0<br>E: 0<br>K: 0<br>S: 4 | H: 1<br>LOB: 1<br>BB: 0<br>P: 4 | R: 0<br>E: 0<br>K: 1<br>S: 6 | H: 1<br>LOB: 1<br>BB: 0<br>P: 6 | R: 0<br>E: 0<br>K: 1<br>S: 9 | H: 0<br>LOB: 0<br>BB: 0<br>P: 9 | R: 0<br>E: 0<br>K: 3<br>S: 6 | H: 2<br>LOB: 1<br>BB: 0<br>P: 7 | R: 2<br>E: 0<br>K: 1<br>S: 6 | H: 2<br>LOB: 1<br>BB: 0<br>P: 7 | 1B: 4<br>2B: 4<br>3B: 0<br>HR: 0 | SF: 0<br>SAC: 1<br>DP: 0<br>HBP: 1 | WP: 1<br>PB: 0<br>SB: 1<br>CS: 0 | PA: 32 |  |  |  |  |  |  |  |
| <b>PITCHER</b>                                     | IP                           | WLS                             | BF                           | H                               | R                            | ER                              | SO                           | BB                              | IBB                          | HBP                             | BLK                          | WP                              | HR                           | S                               | P                            | ERA                             | WHIP                             |                                    |                                  |        |  |  |  |  |  |  |  |
| Steve Rogers, R<br>ERA: 4.16 (1, 1)                | 7.0                          | L                               | 27                           | 6                               | 2                            | 2                               | 6                            | 0                               | 0                            | 0                               | 0                            | 0                               | 0                            | 39                              | 39                           | 2.57                            | 0.857                            |                                    |                                  |        |  |  |  |  |  |  |  |
| Bill Lee, L<br>ERA: 2.63 (8, 1)                    | 1.0                          |                                 | 5                            | 2                               | 2                            | 2                               | 1                            | 0                               | 0                            | 1                               | 0                            | 1                               | 0                            | 6                               | 7                            | 18.00                           | 2.000                            |                                    |                                  |        |  |  |  |  |  |  |  |

**Montreal Expos @ Houston Astros**  
Astrodome, Houston, TX  
Tue Aug 18 1981, 8:05 PM EDT  
Att: 23,306 - Dome - 72 F

|     |    |
|-----|----|
| AB  | 30 |
| R   | 4  |
| H   | 8  |
| RBI | 4  |
| BB  | 0  |
| SO  | 7  |
| LOB | 9  |





| Batter  | 1  | 2                               | 3                            | 4                               | 5                            | 6                               | 7                            | 8                               | 9                            | AB                              | R                            | H                               | RBI                          | BB                              | SO                           | LOB                             | TOP   |                                 |                                  |                                    |                                  |        |
|---|--|---------------------------------|------------------------------|---------------------------------|------------------------------|---------------------------------|------------------------------|---------------------------------|------------------------------|---------------------------------|------------------------------|---------------------------------|------------------------------|---------------------------------|------------------------------|---------------------------------|---|---------------------------------|----------------------------------|------------------------------------|----------------------------------|--------|
| Tim Raines, S<br>OBP: 0.404, SLG: 0.442       |  |                                 |                              |                                 |                              |                                 |                              |                                 |                              | 4                               | 0                            | 1                               | 0                            | 0                               | 1                            | 0                               | <b>Montreal Expos @ Houston Astros</b><br>Astrodome, Houston, TX<br>Wed Aug 19 1981, 8:05 PM EDT<br>Att: 27,169 - Dome - 72 F |                                 |                                  |                                    |                                  |        |
| Rodney Scott, S<br>OBP: 0.323, SLG: 0.253     |  |                                 |                              |                                 |                              |                                 |                              |                                 |                              | 3                               | 0                            | 0                               | 0                            | 0                               | 1                            | 0                               |   |                                 |                                  |                                    |                                  |        |
| Andre Dawson, R<br>OBP: 0.384, SLG: 0.618     |  |                                 |                              |                                 |                              |                                 |                              |                                 |                              | 4                               | 0                            | 1                               | 0                            | 0                               | 3                            | 2                               |   |                                 |                                  |                                    |                                  |        |
| Warren Cromartie, L<br>OBP: 0.329, SLG: 0.390 |  |                                 |                              |                                 |                              |                                 |                              |                                 |                              | 4                               | 1                            | 2                               | 0                            | 0                               | 0                            | 0                               |   |                                 |                                  |                                    |                                  |        |
| Larry Parrish, R<br>OBP: 0.262, SLG: 0.313    |  |                                 |                              |                                 |                              |                                 |                              |                                 |                              | 4                               | 0                            | 0                               | 0                            | 0                               | 0                            | 3                               |   |                                 |                                  |                                    |                                  |        |
| Tim Lincecum, R<br>OBP: 0.284, SLG: 0.328     |  |                                 |                              |                                 |                              |                                 |                              |                                 |                              | 4                               | 0                            | 0                               | 0                            | 0                               | 1                            | 3                               |   |                                 |                                  |                                    |                                  |        |
| Mike Phillips, L<br>OBP: 0.242, SLG: 0.258    |  |                                 |                              |                                 |                              |                                 |                              |                                 |                              | 4                               | 0                            | 0                               | 0                            | 0                               | 1                            | 3                               |   |                                 |                                  |                                    |                                  |        |
| Bobby Ramos, R<br>OBP: 0.265, SLG: 0.344      |  |                                 |                              |                                 |                              |                                 |                              |                                 |                              | 3                               | 0                            | 1                               | 0                            | 0                               | 1                            | 1                               |   |                                 |                                  |                                    |                                  |        |
| Scott Sanderson, R<br>OBP: 0.275, SLG: 0.250  |  |                                 |                              |                                 |                              |                                 |                              |                                 |                              | 1                               | 0                            | 0                               | 0                            | 0                               | 0                            | 0                               |   |                                 |                                  |                                    |                                  |        |
| Stan Bahnsen, R<br>OBP: 0.167, SLG: 0.167     |  |                                 |                              |                                 |                              |                                 |                              |                                 |                              | 0                               | 0                            | 0                               | 0                            | 0                               | 0                            | 0                               |   |                                 |                                  |                                    |                                  |        |
| Tom Hutton, R<br>OBP: 0.139, SLG: 0.095       |  |                                 |                              |                                 |                              |                                 |                              |                                 |                              | 0                               | 0                            | 0                               | 0                            | 0                               | 0                            | 0                               |   |                                 |                                  |                                    |                                  |        |
| Elias Sosa, R<br>OBP: 0.100, SLG: 1.000       |  |                                 |                              |                                 |                              |                                 |                              |                                 |                              | 0                               | 0                            | 0                               | 0                            | 0                               | 0                            | 0                               |   |                                 |                                  |                                    |                                  |        |
| Terry Francona, L<br>OBP: 0.100, SLG: 1.000   |  |                                 |                              |                                 |                              |                                 |                              |                                 |                              | 0                               | 0                            | 0                               | 0                            | 0                               | 0                            | 0                               |   |                                 |                                  |                                    |                                  |        |
| Jeff Reardon, R<br>OBP: 0.100, SLG: 1.000     |  |                                 |                              |                                 |                              |                                 |                              |                                 |                              | 0                               | 0                            | 0                               | 0                            | 0                               | 0                            | 0                               |   |                                 |                                  |                                    |                                  |        |
| <b>Inning Stats</b>                           | R: 0<br>E: 0<br>K: 3<br>S: 9                           | H: 0<br>LOB: 0<br>BB: 0<br>P: 9 | R: 0<br>E: 0<br>K: 1<br>S: 5 | H: 0<br>LOB: 0<br>BB: 0<br>P: 5 | R: 0<br>E: 0<br>K: 2<br>S: 7 | H: 0<br>LOB: 0<br>BB: 0<br>P: 7 | R: 0<br>E: 0<br>K: 1<br>S: 5 | H: 0<br>LOB: 0<br>BB: 0<br>P: 5 | R: 0<br>E: 0<br>K: 0<br>S: 4 | H: 0<br>LOB: 1<br>BB: 0<br>P: 4 | R: 0<br>E: 0<br>K: 1<br>S: 7 | H: 2<br>LOB: 2<br>BB: 0<br>P: 7 | R: 1<br>E: 1<br>K: 1<br>S: 7 | H: 1<br>LOB: 1<br>BB: 0<br>P: 7 | R: 0<br>E: 0<br>K: 0<br>S: 3 | H: 0<br>LOB: 0<br>BB: 0<br>P: 3 | R: 0<br>E: 0<br>K: 0<br>S: 5  | H: 2<br>LOB: 2<br>BB: 0<br>P: 5 | 1B: 4<br>2B: 1<br>3B: 0<br>HR: 0 | SF: 0<br>SAC: 1<br>DP: 0<br>HBP: 0 | WP: 1<br>PB: 0<br>SB: 0<br>CS: 0 | PA: 34 |
| <b>PITCHER</b>                                | IP WLS BF H R ER SO BB IBB HBP BLK WP HR S P ERA WHIP  |                                 |                              |                                 |                              |                                 |                              |                                 |                              |                                 |                              |                                 |                              |                                 |                              |                                 |   |                                 |                                  |                                    |                                  |        |
| Nolan Ryan, R<br>ERA: 1.29                    | (1, 1) 6.0 W 21 2 0 0 8 0 0 0 0 0 1 0 37 37 0.00 0.333 |                                 |                              |                                 |                              |                                 |                              |                                 |                              |                                 |                              |                                 |                              |                                 |                              |                                 |   |                                 |                                  |                                    |                                  |        |
| Dave Smith, R<br>ERA: 3.63                    | (7, 1) 3.0 S 13 3 1 0 1 0 0 0 0 0 0 0 15 15 0.00 1.000 |                                 |                              |                                 |                              |                                 |                              |                                 |                              |                                 |                              |                                 |                              |                                 |                              |                                 |   |                                 |                                  |                                    |                                  |        |

|     |    |
|-----|----|
| AB  | 33 |
| R   | 1  |
| H   | 5  |
| RBI | 0  |
| BB  | 0  |
| SO  | 9  |
| LOB | 13 |



| Batter                                      | 1  | 2                               | 3                            | 4                               | 5                             | 6                                | 7                            | 8                               | 9                            | AB                               | R                            | H                               | RBI                          | BB                               | SO                           | LOB                             | BOTTOM  |                                    |                                  |        |
|---|--|---------------------------------|------------------------------|---------------------------------|-------------------------------|----------------------------------|------------------------------|---------------------------------|------------------------------|----------------------------------|------------------------------|---------------------------------|------------------------------|----------------------------------|------------------------------|---------------------------------|---|------------------------------------|----------------------------------|--------|
| Tony Scott, S<br>OBP: 0.282, SLG: 0.338     |  |                                 |                              |                                 |                               |                                  |                              |                                 |                              | 5                                | 1                            | 2                               | 1                            | 0                                | 0                            | 2                               | <b>Montreal Expos @ Houston Astros</b><br>Astrodome, Houston, TX<br>Wed Aug 19 1981, 8:05 PM EDT<br>Att: 27,169 - Dome - 72 F |                                    |                                  |        |
| Craig Reynolds, L<br>OBP: 0.275, SLG: 0.405 |  |                                 |                              |                                 |                               |                                  |                              |                                 |                              | 5                                | 1                            | 2                               | 1                            | 0                                | 0                            | 0                               |   |                                    |                                  |        |
| Terry Puhl, L<br>OBP: 0.341, SLG: 0.387     |  |                                 |                              |                                 |                               |                                  |                              |                                 |                              | 4                                | 1                            | 2                               | 2                            | 1                                | 0                            | 2                               |   |                                    |                                  |        |
| Denny Walling, L<br>OBP: 0.354, SLG: 0.387  |  |                                 |                              |                                 |                               |                                  |                              |                                 |                              | 4                                | 2                            | 1                               | 2                            | 1                                | 0                            | 2                               |   |                                    |                                  |        |
| Cesar Cedeno, R<br>OBP: 0.339, SLG: 0.385   |  |                                 |                              |                                 |                               |                                  |                              |                                 |                              | 4                                | 1                            | 1                               | 0                            | 1                                | 2                            | 1                               |   |                                    |                                  |        |
| Art Howe, R<br>OBP: 0.376, SLG: 0.421       |  |                                 |                              |                                 |                               |                                  |                              |                                 |                              | 4                                | 0                            | 1                               | 0                            | 0                                | 1                            | 4                               |   |                                    |                                  |        |
| Alan Ashby, S<br>OBP: 0.328, SLG: 0.293     |  |                                 |                              |                                 |                               |                                  |                              |                                 |                              | 4                                | 1                            | 1                               | 1                            | 0                                | 0                            | 2                               |   |                                    |                                  |        |
| Joe Pittman, R<br>OBP: 0.350, SLG: 0.362    |  |                                 |                              |                                 |                               |                                  |                              |                                 |                              | 4                                | 1                            | 1                               | 2                            | 0                                | 1                            | 3                               |   |                                    |                                  |        |
| Nolan Ryan, R<br>OBP: 0.250, SLG: 0.143     |  |                                 |                              |                                 |                               |                                  |                              |                                 |                              | 2                                | 0                            | 1                               | 0                            | 0                                | 1                            | 1                               |   |                                    |                                  |        |
| Harry Spilman, L<br>OBP: 0.333, SLG: 0.276  |  |                                 |                              |                                 |                               |                                  |                              |                                 |                              | 1                                | 1                            | 1                               | 0                            | 0                                | 0                            | 0                               |   |                                    |                                  |        |
| Dave Smith, R<br>OBP: 0.200, SLG: 0.200     |  |                                 |                              |                                 |                               |                                  |                              |                                 |                              | 1                                | 0                            | 0                               | 0                            | 0                                | 1                            | 1                               |   |                                    |                                  |        |
| <b>Inning Stats</b>                         | R: 0<br>E: 0<br>K: 0<br>S: 3                             | H: 0<br>LOB: 0<br>BB: 0<br>P: 3 | R: 0<br>E: 0<br>K: 2<br>S: 7 | H: 0<br>LOB: 0<br>BB: 0<br>P: 7 | R: 4<br>E: 0<br>K: 1<br>S: 10 | H: 5<br>LOB: 1<br>BB: 0<br>P: 10 | R: 0<br>E: 1<br>K: 1<br>S: 7 | H: 2<br>LOB: 2<br>BB: 0<br>P: 7 | R: 0<br>E: 0<br>K: 0<br>S: 3 | H: 0<br>LOB: 2<br>BB: 2<br>P: 11 | R: 1<br>E: 0<br>K: 0<br>S: 6 | H: 3<br>LOB: 0<br>BB: 0<br>P: 6 | R: 2<br>E: 0<br>K: 1<br>S: 7 | H: 1<br>LOB: 1<br>BB: 1<br>P: 11 | R: 2<br>E: 0<br>K: 1<br>S: 7 | H: 2<br>LOB: 0<br>BB: 0<br>P: 7 | 1B: 8<br>2B: 4<br>3B: 1<br>HR: 1  | SF: 0<br>SAC: 0<br>DP: 1<br>HBP: 0 | WP: 0<br>PB: 0<br>SB: 0<br>CS: 2 | PA: 41 |
| <b>PITCHER</b>                              | IP WLS BF H R ER SO BB IBB HBP BLK WP HR S P ERA WHIP    |                                 |                              |                                 |                               |                                  |                              |                                 |                              |                                  |                              |                                 |                              |                                  |                              |                                 |   |                                    |                                  |        |
| Scott Sanderson, R<br>ERA: 2.47             | (1, 1) 4.0 L 19 7 4 4 4 4 0 0 0 0 0 0 0 27 27 0.00 1.750 |                                 |                              |                                 |                               |                                  |                              |                                 |                              |                                  |                              |                                 |                              |                                  |                              |                                 |   |                                    |                                  |        |
| Stan Bahnsen, R<br>ERA: 4.5                 | (5, 1) 1.0 5 0 0 0 0 2 0 0 0 0 0 0 3 11 0.00 2.000       |                                 |                              |                                 |                               |                                  |                              |                                 |                              |                                  |                              |                                 |                              |                                  |                              |                                 |   |                                    |                                  |        |
| Elias Sosa, R<br>ERA: 4.79                  | (6, 1) 2.0 12 4 3 3 1 1 0 0 0 0 0 0 13 17 13.50 2.500    |                                 |                              |                                 |                               |                                  |                              |                                 |                              |                                  |                              |                                 |                              |                                  |                              |                                 |   |                                    |                                  |        |
| Jeff Reardon, R<br>ERA: 3.34                | (8, 1) 1.0 5 2 2 2 1 0 0 0 0 0 1 7 7 18.00 2.000         |                                 |                              |                                 |                               |                                  |                              |                                 |                              |                                  |                              |                                 |                              |                                  |                              |                                 |   |                                    |                                  |        |

|     |    |
|-----|----|
| AB  | 38 |
| R   | 9  |
| H   | 13 |
| RBI | 9  |
| BB  | 3  |
| SO  | 6  |
| LOB | 18 |





| Batter  | 1                            | 2                               | 3                            | 4                               | 5                            | 6                               | 7                            | 8                               | 9                            | 10                              | 11                           | AB                              | R                            | H                               | RBI                          | BB                              | SO                           | LOB                             | TOP                              |                                    |                                  |        |
|---|------------------------------|---------------------------------|------------------------------|---------------------------------|------------------------------|---------------------------------|------------------------------|---------------------------------|------------------------------|---------------------------------|------------------------------|---------------------------------|------------------------------|---------------------------------|------------------------------|---------------------------------|------------------------------|---------------------------------|----------------------------------|------------------------------------|----------------------------------|--------|
| Tim Raines, S<br>OBP: 0.396, SLG: 0.433<br>(1, 7)       | 4-3<br>①                     |                                 | G2<br>②                      |                                 |                              | L6<br>①                         |                              | G3<br>②                         |                              |                                 | FC1-6<br>1-3<br>HR<br>①      | 5                               | 1                            | 0                               | 0                            | 0                               | 0                            | 2                               |                                  |                                    |                                  |        |
| Rodney Scott, S<br>OBP: 0.321, SLG: 0.248<br>(1, 4)     | 4-3<br>②                     |                                 | FC6-4<br>BB<br>③             |                                 |                              | 6-3<br>②                        |                              | L6<br>③                         |                              |                                 | 1-3<br>②                     | 4                               | 0                            | 0                               | 0                            | 1                               | 0                            | 2                               |                                  |                                    |                                  |        |
| Andre Dawson, R<br>OBP: 0.384, SLG: 0.611<br>(1, 8)     | FC6-4<br>1B<br>③             |                                 | FC6-4<br>1-2<br>③            |                                 |                              | F8<br>③                         |                              |                                 |                              | 5-3<br>①                        | HR<br>IBB<br>③               | 4                               | 1                            | 1                               | 0                            | 1                               | 0                            | 1                               |                                  |                                    |                                  |        |
| Gary Carter, R<br>OBP: 0.305, SLG: 0.421<br>(1, 2)      | FC6-4<br>1-2<br>③            |                                 |                              |                                 | 1-3<br>①                     |                                 |                              | 4-3<br>①                        |                              | 6-3<br>②                        | HR<br>③                      | 5                               | 1                            | 1                               | 3                            | 0                               | 0                            | 1                               |                                  |                                    |                                  |        |
| Warren Cromartie, L<br>OBP: 0.326, SLG: 0.386<br>(1, 9) |                              | G3<br>1B<br>③                   |                              |                                 | 4-3<br>②                     |                                 |                              | F9<br>②                         |                              | F8<br>③                         | HR<br>③                      | 5                               | 0                            | 1                               | 0                            | 0                               | 0                            | 0                               |                                  |                                    |                                  |        |
| John Milner, L<br>OBP: 0.275, SLG: 0.333<br>(1, 3)      |                              | F9<br>③                         |                              |                                 | F9<br>③                      |                                 |                              | F8<br>③                         |                              | G3<br>①                         |                              | 4                               | 0                            | 0                               | 0                            | 0                               | 0                            | 1                               |                                  |                                    |                                  |        |
| Larry Parrish, R<br>OBP: 0.266, SLG: 0.332<br>(1, 5)    |                              | G3<br>1-2<br>③                  |                              |                                 |                              | G4-6-3<br>1B<br>③               |                              |                                 |                              | 5-3<br>②                        | HR<br>③                      | 4                               | 1                            | 2                               | 1                            | 0                               | 0                            | 1                               |                                  |                                    |                                  |        |
| Chris Speier, R<br>OBP: 0.325, SLG: 0.332<br>(1, 6)     |                              |                                 |                              |                                 |                              | G4-6-3<br>1-2<br>③              |                              |                                 |                              | P5<br>③                         |                              | 4                               | 0                            | 1                               | 0                            | 0                               | 0                            | 2                               |                                  |                                    |                                  |        |
| Woody Fryman, R<br>OBP: 0.500, SLG: 0.500<br>(10, 1)    |                              |                                 |                              |                                 |                              |                                 |                              |                                 |                              |                                 |                              | 0                               | 0                            | 0                               | 0                            | 0                               | 0                            | 0                               |                                  |                                    |                                  |        |
| Bill Gullickson, R<br>OBP: 0.191, SLG: 0.194<br>(1, 1)  |                              |                                 |                              |                                 |                              |                                 |                              |                                 |                              |                                 |                              | 2                               | 0                            | 0                               | 0                            | 0                               | 0                            | 0                               |                                  |                                    |                                  |        |
| Mike Phillips, L<br>OBP: 0.254, SLG: 0.270<br>(10, 6)   |                              |                                 |                              |                                 |                              | 1-3<br>①                        |                              |                                 |                              |                                 | SH1-4<br>1B<br>③             | 1                               | 0                            | 1                               | 0                            | 0                               | 0                            | 0                               |                                  |                                    |                                  |        |
| <b>Inning Stats</b>                                     | R: 0<br>E: 0<br>K: 0<br>S: 4 | H: 1<br>LOB: 1<br>BB: 0<br>P: 4 | R: 0<br>E: 0<br>K: 0<br>S: 4 | H: 1<br>LOB: 1<br>BB: 0<br>P: 4 | R: 0<br>E: 0<br>K: 0<br>S: 3 | H: 0<br>LOB: 1<br>BB: 1<br>P: 7 | R: 0<br>E: 0<br>K: 0<br>S: 3 | H: 0<br>LOB: 0<br>BB: 0<br>P: 3 | R: 0<br>E: 0<br>K: 0<br>S: 3 | H: 0<br>LOB: 0<br>BB: 0<br>P: 3 | R: 0<br>E: 0<br>K: 0<br>S: 3 | H: 0<br>LOB: 0<br>BB: 0<br>P: 3 | R: 0<br>E: 0<br>K: 0<br>S: 3 | H: 0<br>LOB: 0<br>BB: 0<br>P: 3 | R: 0<br>E: 0<br>K: 0<br>S: 3 | H: 0<br>LOB: 0<br>BB: 1<br>P: 9 | R: 3<br>E: 0<br>K: 0<br>S: 5 | H: 2<br>LOB: 0<br>BB: 1<br>P: 9 | 1B: 5<br>2B: 0<br>3B: 0<br>HR: 2 | SF: 0<br>SAC: 1<br>DP: 1<br>HBP: 0 | WP: 0<br>PB: 0<br>SB: 1<br>CS: 0 | PA: 41 |
| <b>PITCHER</b>  | IP<br>8.0                    | WLS<br>L                        | BF<br>29                     | H<br>5                          | R<br>1                       | ER<br>1                         | SO<br>0                      | BB<br>0                         | IBB<br>0                     | HBP<br>0                        | BLK<br>0                     | WP<br>0                         | HR<br>1                      | S<br>28                         | P<br>32                      | ERA<br>1.12                     | WHIP<br>0.750                |                                 |                                  |                                    |                                  |        |
| Gaylord Perry, R<br>ERA: 3.28<br>(1, 1)                 |                              |                                 |                              |                                 |                              |                                 |                              |                                 |                              |                                 |                              |                                 |                              |                                 |                              |                                 |                              |                                 |                                  |                                    |                                  |        |
| Gene Garber, R<br>ERA: 4.68<br>(9, 1)                   |                              |                                 |                              |                                 |                              |                                 |                              |                                 |                              |                                 |                              |                                 |                              |                                 |                              |                                 |                              |                                 |                                  |                                    |                                  |        |

**Montreal Expos @ Atlanta Braves**  
Atlanta-Fulton County Stadium, Atlanta, GA  
Fri Aug 21 1981, 7:05 PM EDT  
Att: 9,103 - Unknown

livebaseballscorecards.com

AB 38  
R 4  
H 7  
RBI 4  
BB 2  
SO 0  
LOB 10



| Batter   | 1                            | 2                               | 3                            | 4                               | 5                            | 6                               | 7                            | 8                               | 9                            | 10                               | 11                           | AB                              | R                            | H                               | RBI                          | BB                              | SO                           | LOB                             | BOTTOM                       |                                 |                              |                                 |                                  |                                    |                                  |        |
|--|------------------------------|---------------------------------|------------------------------|---------------------------------|------------------------------|---------------------------------|------------------------------|---------------------------------|------------------------------|----------------------------------|------------------------------|---------------------------------|------------------------------|---------------------------------|------------------------------|---------------------------------|------------------------------|---------------------------------|------------------------------|---------------------------------|------------------------------|---------------------------------|----------------------------------|------------------------------------|----------------------------------|--------|
| Brett Butler, L<br>OBP: 0.111, SLG: 0.222<br>(1, 7)        | K<br>①                       |                                 |                              | P2<br>①                         |                              | 4-3<br>②                        |                              | 4-3<br>②                        |                              |                                  | F7<br>③                      | 5                               | 0                            | 0                               | 0                            | 0                               | 1                            | 1                               |                              |                                 |                              |                                 |                                  |                                    |                                  |        |
| Claudell Washington, L<br>OBP: 0.335, SLG: 0.415<br>(1, 9) | 3-1<br>②                     |                                 |                              | G6-4-3<br>1B<br>③               |                              | F7<br>③                         |                              |                                 |                              |                                  | K<br>①                       | 4                               | 0                            | 1                               | 0                            | 1                               | 1                            | 0                               |                              |                                 |                              |                                 |                                  |                                    |                                  |        |
| Bob Horner, R<br>OBP: 0.333, SLG: 0.394<br>(1, 5)          |                              |                                 |                              |                                 |                              |                                 |                              |                                 |                              |                                  | K<br>②                       | 4                               | 0                            | 0                               | 0                            | 0                               | 1                            | 3                               |                              |                                 |                              |                                 |                                  |                                    |                                  |        |
| Gene Garber, R<br>(9, 1)                                   |                              |                                 |                              |                                 |                              |                                 |                              |                                 |                              |                                  | K<br>③                       | 0                               | 0                            | 0                               | 0                            | 0                               | 0                            | 0                               |                              |                                 |                              |                                 |                                  |                                    |                                  |        |
| Rufino Linares, R<br>OBP: 0.275, SLG: 0.383<br>(11, PH)    | 6-3<br>③                     |                                 |                              | G6-4-3<br>1-2<br>③              |                              |                                 |                              | K<br>①                          |                              | E3<br>②                          | K<br>③                       | 1                               | 0                            | 0                               | 0                            | 0                               | 1                            | 0                               |                              |                                 |                              |                                 |                                  |                                    |                                  |        |
| Chris Chambliss, L<br>OBP: 0.349, SLG: 0.389<br>(1, 3)     |                              |                                 |                              |                                 |                              |                                 |                              |                                 |                              |                                  | K<br>③                       | 5                               | 1                            | 1                               | 0                            | 0                               | 1                            | 3                               |                              |                                 |                              |                                 |                                  |                                    |                                  |        |
| Dale Murphy, R<br>OBP: 0.333, SLG: 0.397<br>(1, 8)         |                              |                                 |                              |                                 |                              |                                 |                              |                                 |                              |                                  | K<br>②                       | 4                               | 0                            | 2                               | 0                            | 0                               | 1                            | 0                               |                              |                                 |                              |                                 |                                  |                                    |                                  |        |
| Eddie Miller, S<br>OBP: 0.279, SLG: 0.267<br>(9, PR)       |                              |                                 |                              |                                 |                              |                                 |                              |                                 |                              |                                  | K<br>③                       | 0                               | 0                            | 0                               | 0                            | 0                               | 0                            | 0                               |                              |                                 |                              |                                 |                                  |                                    |                                  |        |
| Glenn Hubbard, R<br>OBP: 0.333, SLG: 0.366<br>(1, 4)       |                              |                                 |                              |                                 |                              |                                 |                              |                                 |                              |                                  | K<br>③                       | 2                               | 0                            | 1                               | 1                            | 1                               | 1                            | 0                               |                              |                                 |                              |                                 |                                  |                                    |                                  |        |
| Bruce Benedict, R<br>OBP: 0.343, SLG: 0.371<br>(1, 2)      |                              |                                 |                              |                                 |                              |                                 |                              |                                 |                              |                                  | K<br>③                       | 4                               | 0                            | 1                               | 0                            | 0                               | 1                            | 2                               |                              |                                 |                              |                                 |                                  |                                    |                                  |        |
| Rafael Ramirez, R<br>OBP: 0.279, SLG: 0.266<br>(1, 6)      |                              |                                 |                              |                                 |                              |                                 |                              |                                 |                              |                                  | K<br>③                       | 4                               | 0                            | 1                               | 0                            | 0                               | 0                            | 2                               |                              |                                 |                              |                                 |                                  |                                    |                                  |        |
| Gaylord Perry, R<br>ERA: 2.97<br>(1, 1)                    |                              |                                 |                              |                                 |                              |                                 |                              |                                 |                              |                                  | K<br>③                       | 2                               | 0                            | 0                               | 0                            | 0                               | 2                            | 0                               |                              |                                 |                              |                                 |                                  |                                    |                                  |        |
| Jerry Royster, R<br>OBP: 0.203, SLG: 0.242<br>(8, PH)      |                              |                                 |                              |                                 |                              |                                 |                              |                                 |                              |                                  | K<br>③                       | 1                               | 0                            | 0                               | 0                            | 0                               | 1                            | 0                               |                              |                                 |                              |                                 |                                  |                                    |                                  |        |
| Jerry Royster, R<br>(9, 5)                                 |                              |                                 |                              |                                 |                              |                                 |                              |                                 |                              |                                  | K<br>③                       | 1                               | 0                            | 0                               | 0                            | 0                               | 1                            | 0                               |                              |                                 |                              |                                 |                                  |                                    |                                  |        |
| <b>Inning Stats</b>  | R: 0<br>E: 0<br>K: 1<br>S: 5 | H: 0<br>LOB: 0<br>BB: 0<br>P: 5 | R: 0<br>E: 0<br>K: 1<br>S: 5 | H: 0<br>LOB: 0<br>BB: 0<br>P: 5 | R: 0<br>E: 0<br>K: 2<br>S: 7 | H: 0<br>LOB: 0<br>BB: 0<br>P: 7 | R: 0<br>E: 0<br>K: 0<br>S: 3 | H: 1<br>LOB: 0<br>BB: 0<br>P: 3 | R: 0<br>E: 0<br>K: 1<br>S: 6 | H: 1<br>LOB: 2<br>BB: 1<br>P: 10 | R: 0<br>E: 0<br>K: 0<br>S: 5 | H: 0<br>LOB: 0<br>BB: 0<br>P: 5 | R: 1<br>E: 0<br>K: 1<br>S: 7 | H: 2<br>LOB: 1<br>BB: 0<br>P: 7 | R: 0<br>E: 1<br>K: 0<br>S: 5 | H: 1<br>LOB: 3<br>BB: 1<br>P: 9 | R: 0<br>E: 0<br>K: 0<br>S: 3 | H: 2<br>LOB: 1<br>BB: 0<br>P: 3 | R: 0<br>E: 0<br>K: 1<br>S: 5 | H: 0<br>LOB: 0<br>BB: 0<br>P: 5 | R: 0<br>E: 0<br>K: 3<br>S: 9 | H: 0<br>LOB: 0<br>BB: 0<br>P: 9 | 1B: 6<br>2B: 1<br>3B: 0<br>HR: 0 | SF: 1<br>SAC: 1<br>DP: 1<br>HBP: 0 | WP: 0<br>PB: 0<br>SB: 0<br>CS: 2 | PA: 40 |
| <b>PITCHER</b>   | IP<br>9.0                    | WLS<br>W                        | BF<br>34                     | H<br>7                          | R<br>1                       | ER<br>1                         | SO<br>7                      | BB<br>1                         | IBB<br>1                     | HBP<br>0                         | BLK<br>0                     | WP<br>0                         | HR<br>0                      | S<br>46                         | P<br>54                      | ERA<br>1.00                     | WHIP<br>0.889                |                                 |                              |                                 |                              |                                 |                                  |                                    |                                  |        |
| Bill Gullickson, R<br>ERA: 2.97<br>(1, 1)                  |                              |                                 |                              |                                 |                              |                                 |                              |                                 |                              |                                  |                              |                                 |                              |                                 |                              |                                 |                              |                                 |                              |                                 |                              |                                 |                                  |                                    |                                  |        |
| Woody Fryman, L<br>ERA: 1.88<br>(10, 1)                    |                              |                                 |                              |                                 |                              |                                 |                              |                                 |                              |                                  |                              |                                 |                              |                                 |                              |                                 |                              |                                 |                              |                                 |                              |                                 |                                  |                                    |                                  |        |

**Montreal Expos @ Atlanta Braves**  
Atlanta-Fulton County Stadium, Atlanta, GA  
Fri Aug 21 1981, 7:05 PM EDT  
Att: 9,103 - Unknown

livebaseballscorecards.com

AB 36  
R 1  
H 7  
RBI 1  
BB 2  
SO 11  
LOB 11





| Batter   | 1                            | 2                               | 3                            | 4                               | 5                            | 6                                | 7                            | 8                               | 9                            | AB                              | R                            | H                                | RBI                          | BB                              | SO                           | LOB                             | TOP   |                              |                                 |                                  |                                    |                                  |        |  |  |
|--|------------------------------|---------------------------------|------------------------------|---------------------------------|------------------------------|----------------------------------|------------------------------|---------------------------------|------------------------------|---------------------------------|------------------------------|----------------------------------|------------------------------|---------------------------------|------------------------------|---------------------------------|---|------------------------------|---------------------------------|----------------------------------|------------------------------------|----------------------------------|--------|--|--|
| Tim Raines, S<br>OBP: 0.396, SLG: 0.427<br>(1, 7)  | F8                           |                                 | 3-1<br>BB                    |                                 | F8                           | 1-2<br>2-3<br>BB                 |                              | 1-3                             |                              | 3                               | 0                            | 0                                | 0                            | 2                               | 0                            | 1                               | <b>Montreal Expos @ Atlanta Braves</b><br>Atlanta-Fulton County Stadium, Atlanta, GA<br>Sat Aug 22 1981, 7:05 PM EDT<br>Unknown |                              |                                 |                                  |                                    |                                  |        |  |  |
| Rodney Scott, S<br>OBP: 0.318, SLG: 0.244<br>(1, 4)  | F7                           |                                 | 3-1<br>BB                    |                                 | F7                           | SF8-5                            |                              |                                 | P5                           | 3                               | 0                            | 0                                | 1                            | 1                               | 0                            | 1                               |   |                              |                                 |                                  |                                    |                                  |        |  |  |
| Andre Dawson, R<br>OBP: 0.381, SLG: 0.603<br>(1, 8)  | F8                           |                                 | 3-1                          |                                 |                              | E5<br>1B                         | F9<br>1B                     |                                 | 5-3                          | 5                               | 1                            | 1                                | 0                            | 0                               | 0                            | 2                               |   |                              |                                 |                                  |                                    |                                  |        |  |  |
| Gary Carter, R<br>OBP: 0.303, SLG: 0.416<br>(1, 2)   |                              | 1-3                             | 6-3                          |                                 |                              | 1B<br>HR<br>1B                   | F7                           |                                 | 6-3                          | 5                               | 1                            | 1                                | 1                            | 0                               | 0                            | 3                               |   |                              |                                 |                                  |                                    |                                  |        |  |  |
| Warren Cromartie, L<br>OBP: 0.333, SLG: 0.393<br>(1, 9)  | E4<br>1B                     |                                 |                              |                                 | G3-6<br>1B                   | 1-2<br>HR<br>1B                  |                              |                                 |                              | 4                               | 1                            | 3                                | 0                            | 0                               | 0                            | 0                               |   |                              |                                 |                                  |                                    |                                  |        |  |  |
| John Milner, L<br>OBP: 0.288, SLG: 0.388<br>(1, 3)   |                              |                                 |                              |                                 | G3-6                         | 1-2<br>HR<br>1B                  | F9                           |                                 |                              | 4                               | 1                            | 2                                | 3                            | 0                               | 0                            | 3                               |   |                              |                                 |                                  |                                    |                                  |        |  |  |
| Larry Parrish, R<br>OBP: 0.266, SLG: 0.327<br>(1, 5)   |                              |                                 |                              |                                 | 1-2                          | 1-2<br>HR                        | 2-3                          |                                 |                              | 3                               | 1                            | 0                                | 0                            | 1                               | 0                            | 4                               |   |                              |                                 |                                  |                                    |                                  |        |  |  |
| Chris Speier, R<br>OBP: 0.324, SLG: 0.330<br>(1, 6)  |                              |                                 |                              |                                 |                              | BB<br>SF8-5<br>1B                |                              | L5                              |                              | 4                               | 0                            | 1                                | 0                            | 0                               | 0                            | 2                               |   |                              |                                 |                                  |                                    |                                  |        |  |  |
| Ray Burris, R<br>OBP: 0.269, SLG: 0.182<br>Tom Hutton, L<br>OBP: 0.174, SLG: 0.095<br>Stan Bahnsen, R<br>OBP: 0.143, SLG: 0.143<br>Bill Lee, L<br>OBP: 0.364, SLG: 0.364<br>Jeff Reardon, R<br>(1, 1)<br>(5, PH)<br>(5, 1)<br>(7, 1)<br>(9, 1) |                              |                                 | 4-3                          |                                 |                              | 1-2<br>BB                        | P3                           | K                               |                              | 1                               | 0                            | 0                                | 0                            | 0                               | 0                            | 0                               |   |                              |                                 |                                  |                                    |                                  |        |  |  |
| <b>Inning Stats</b>  | R: 0<br>E: 0<br>K: 0<br>S: 3 | H: 0<br>LOB: 0<br>BB: 0<br>P: 3 | R: 0<br>E: 1<br>K: 0<br>S: 5 | H: 1<br>LOB: 2<br>BB: 0<br>P: 5 | R: 0<br>E: 0<br>K: 0<br>S: 3 | H: 0<br>LOB: 0<br>BB: 2<br>P: 11 | R: 0<br>E: 0<br>K: 0<br>S: 3 | H: 1<br>LOB: 0<br>BB: 0<br>P: 3 | R: 0<br>E: 0<br>K: 0<br>S: 3 | H: 0<br>LOB: 1<br>BB: 1<br>P: 7 | R: 5<br>E: 1<br>K: 0<br>S: 7 | H: 4<br>LOB: 1<br>BB: 2<br>P: 15 | R: 0<br>E: 0<br>K: 0<br>S: 5 | H: 2<br>LOB: 2<br>BB: 0<br>P: 5 | R: 0<br>E: 0<br>K: 1<br>S: 5 | H: 0<br>LOB: 0<br>BB: 0<br>P: 5 |   | R: 0<br>E: 0<br>K: 0<br>S: 3 | H: 0<br>LOB: 0<br>BB: 0<br>P: 3 | 1B: 7<br>2B: 1<br>3B: 0<br>HR: 1 | SF: 1<br>SAC: 0<br>DP: 2<br>HBP: 0 | WP: 0<br>PB: 0<br>SB: 1<br>CS: 0 | PA: 40 |  |  |
| <b>PITCHER</b>   | IP                           | WLS                             | BF                           | H                               | R                            | ER                               | SO                           | BB                              | IBB                          | HBP                             | BLK                          | WP                               | HR                           | S                               | P                            | ERA                             | WHIP  |                              |                                 |                                  |                                    |                                  |        |  |  |
| Steve Bedrosian, R<br>ERA: 7.36<br>Al Hrabosky, L<br>ERA: 0.35<br>Gene Garber, R<br>ERA: 4.28  | (1, 1)<br>(6, 1)<br>(7, 1)   | 5.0<br>1.2<br>2.1               | L<br>7<br>7                  | 26<br>2<br>0                    | 6<br>0<br>0                  | 5<br>0<br>0                      | 3<br>0<br>1                  | 0<br>0<br>0                     | 0<br>1<br>0                  | 0<br>0<br>0                     | 0<br>0<br>0                  | 0<br>0<br>0                      | 1<br>0<br>0                  | 0<br>6<br>9                     | 22<br>10<br>9                | 38<br>0.00<br>0.00              | 5.40<br>1.800<br>0.000  |                              |                                 |                                  |                                    |                                  |        |  |  |

|     |    |
|-----|----|
| AB  | 34 |
| R   | 5  |
| H   | 8  |
| RBI | 5  |
| BB  | 5  |
| SO  | 1  |
| LOB | 18 |



| Batter  | 1                                    | 2                               | 3                            | 4                               | 5                            | 6                               | 7                            | 8                               | 9                            | AB                              | R                            | H                               | RBI                          | BB                              | SO                           | LOB                             | BOTTOM  |                                  |                                  |                                    |                                  |        |  |  |  |
|---|--------------------------------------|---------------------------------|------------------------------|---------------------------------|------------------------------|---------------------------------|------------------------------|---------------------------------|------------------------------|---------------------------------|------------------------------|---------------------------------|------------------------------|---------------------------------|------------------------------|---------------------------------|---|----------------------------------|----------------------------------|------------------------------------|----------------------------------|--------|--|--|--|
| Brett Butler, L<br>OBP: 0.167, SLG: 0.417<br>Rufino Linares, R<br>OBP: 0.272, SLG: 0.378<br>(1, 7)<br>(7, PH)<br>(8, 7)                     | 1B<br>3B                             |                                 | F9                           |                                 | 6-3                          |                                 | 6-3                          |                                 | 4-3                          | 3                               | 1                            | 1                               | 0                            | 0                               | 0                            | 0                               | <b>Montreal Expos @ Atlanta Braves</b><br>Atlanta-Fulton County Stadium, Atlanta, GA<br>Sat Aug 22 1981, 7:05 PM EDT<br>Unknown |                                  |                                  |                                    |                                  |        |  |  |  |
| Claudell Washington, L<br>OBP: 0.333, SLG: 0.469<br>(1, 9)  | P6                                   |                                 | F8                           |                                 |                              |                                 |                              | G5-4-3<br>1B                    |                              | 4                               | 0                            | 1                               | 0                            | 0                               | 0                            | 1                               |   |                                  |                                  |                                    |                                  |        |  |  |  |
| Bob Horner, R<br>OBP: 0.337, SLG: 0.434<br>(1, 5)   | P5                                   |                                 |                              | HR                              |                              | HR                              |                              | G5-4-3<br>1-2                   |                              | 4                               | 2                            | 2                               | 2                            | 0                               | 0                            | 2                               |   |                                  |                                  |                                    |                                  |        |  |  |  |
| Chris Chambliss, L<br>OBP: 0.354, SLG: 0.390<br>(1, 3)  |                                      |                                 |                              | 1B<br>BB                        |                              | P4                              |                              | BB                              |                              | 2                               | 1                            | 1                               | 1                            | 2                               | 0                            | 0                               |   |                                  |                                  |                                    |                                  |        |  |  |  |
| Dale Murphy, R<br>OBP: 0.332, SLG: 0.394<br>(1, 8)  | 4-3                                  |                                 |                              | 1B                              |                              | F8                              |                              | 1-3                             |                              | 4                               | 0                            | 1                               | 0                            | 0                               | 0                            | 2                               |   |                                  |                                  |                                    |                                  |        |  |  |  |
| Jerry Royster, R<br>OBP: 0.206, SLG: 0.246<br>Gene Garber, R<br>(1, 4)<br>(7, 1)  |                                      | L5                              |                              |                                 |                              | 6-3                             |                              |                                 |                              | 3                               | 0                            | 1                               | 1                            | 0                               | 0                            | 0                               |   |                                  |                                  |                                    |                                  |        |  |  |  |
| Eddie Miller, S<br>OBP: 0.285, SLG: 0.273<br>(9, PH)  |                                      |                                 |                              | G3-6<br>1-2<br>2-H<br>1B        |                              |                                 |                              | SH1-4<br>1B                     |                              | 1                               | 0                            | 1                               | 0                            | 0                               | 0                            | 0                               |   |                                  |                                  |                                    |                                  |        |  |  |  |
| Rafael Ramirez, R<br>OBP: 0.276, SLG: 0.282<br>(1, 6)   | F9                                   |                                 |                              | F8                              |                              |                                 | K                            |                                 | SH1-4                        | 3                               | 0                            | 0                               | 0                            | 0                               | 1                            | 2                               |   |                                  |                                  |                                    |                                  |        |  |  |  |
| Larry Owen, R<br>Brian Asseltine, L<br>OBP: 0.328, SLG: 0.441<br>Bruce Benedict, R<br>OBP: 0.345, SLG: 0.370<br>(1, 2)<br>(4, PH)<br>(5, 2) |                                      | 6-3                             |                              |                                 | G3-6-1<br>1-2                |                                 | E5<br>G3                     |                                 |                              | 1                               | 0                            | 0                               | 0                            | 0                               | 0                            | 0                               |   |                                  |                                  |                                    |                                  |        |  |  |  |
| Steve Bedrosian, R<br>Al Hrabosky, R<br>Glenn Hubbard, R<br>(1, 1)<br>(6, 1)<br>(7, 4)  |                                      |                                 |                              | 3-1                             |                              |                                 | G3                           |                                 | K                            | 2                               | 0                            | 0                               | 0                            | 0                               | 1                            | 0                               |   |                                  |                                  |                                    |                                  |        |  |  |  |
| <b>Inning Stats</b>   | R: 1<br>E: 0<br>K: 0<br>S: 5         | H: 2<br>LOB: 1<br>BB: 0<br>P: 5 | R: 0<br>E: 0<br>K: 0<br>S: 3 | H: 0<br>LOB: 0<br>BB: 0<br>P: 3 | R: 0<br>E: 0<br>K: 0<br>S: 3 | H: 0<br>LOB: 0<br>BB: 0<br>P: 3 | R: 2<br>E: 0<br>K: 0<br>S: 5 | H: 3<br>LOB: 1<br>BB: 1<br>P: 9 | R: 0<br>E: 0<br>K: 1<br>S: 5 | H: 0<br>LOB: 0<br>BB: 0<br>P: 5 | R: 1<br>E: 0<br>K: 0<br>S: 4 | H: 1<br>LOB: 0<br>BB: 0<br>P: 4 | R: 0<br>E: 0<br>K: 1<br>S: 6 | H: 0<br>LOB: 1<br>BB: 0<br>P: 6 | R: 0<br>E: 0<br>K: 0<br>S: 3 | H: 1<br>LOB: 1<br>BB: 1<br>P: 7 | R: 0<br>E: 0<br>K: 1<br>S: 6  | H: 1<br>LOB: 2<br>BB: 1<br>P: 10 | 1B: 5<br>2B: 0<br>3B: 1<br>HR: 2 | SF: 0<br>SAC: 1<br>DP: 2<br>HBP: 0 | WP: 0<br>PB: 0<br>SB: 0<br>CS: 0 | PA: 37 |  |  |  |
| <b>PITCHER</b>  | IP                                   | WLS                             | BF                           | H                               | R                            | ER                              | SO                           | BB                              | IBB                          | HBP                             | BLK                          | WP                              | HR                           | S                               | P                            | ERA                             | WHIP  |                                  |                                  |                                    |                                  |        |  |  |  |
| Ray Burris, R<br>ERA: 3.15<br>Stan Bahnsen, R<br>ERA: 4.5<br>Bill Lee, L<br>ERA: 2.54<br>Jeff Reardon, R<br>ERA: 3.28                       | (1, 1)<br>(5, 1)<br>(7, 1)<br>(9, 1) | 4.0<br>2.2<br>1.2<br>0.2        | W<br>10<br>7<br>S            | 17<br>10<br>2<br>3              | 5<br>1<br>2<br>0             | 3<br>1<br>0<br>0                | 3<br>2<br>0<br>0             | 0<br>0<br>0<br>1                | 0<br>0<br>0<br>0             | 0<br>0<br>0<br>0                | 0<br>0<br>0<br>0             | 0<br>0<br>0<br>0                | 0<br>1<br>6<br>0             | 16<br>14<br>6<br>4              | 20<br>14<br>10<br>8          | 6.75<br>3.38<br>0.00<br>0.00    | 1.500<br>0.375<br>1.800<br>1.500  |                                  |                                  |                                    |                                  |        |  |  |  |







| Batter  | 1   | 2                               | 3                            | 4                               | 5                            | 6                               | 7                            | 8                               | 9                            | AB                              | R                            | H                               | RBI                          | BB                              | SO                               | LOB                                | TOP   |        |
|---|---|---------------------------------|------------------------------|---------------------------------|------------------------------|---------------------------------|------------------------------|---------------------------------|------------------------------|---------------------------------|------------------------------|---------------------------------|------------------------------|---------------------------------|----------------------------------|------------------------------------|---|--------|
| Tim Raines, S<br>OBP: 0.391, SLG: 0.420   | 5-3   |                                 | 5-3                          |                                 |                              | F8                              |                              | F7                              |                              | 4                               | 0                            | 0                               | 0                            | 0                               | 0                                | 2                                  | <b>Montreal Expos @ Atlanta Braves</b><br>Atlanta-Fulton County Stadium, Atlanta, GA<br>Sat Aug 22 1981, 7:05 PM EDT<br>Att: 16,185 - Unknown |        |
| Rodney Scott, S<br>OBP: 0.313, SLG: 0.239   | 1-3   |                                 |                              | F8                              |                              | G1-4-6-3                        |                              |                                 | 6-3                          | 4                               | 0                            | 0                               | 0                            | 0                               | 1                                |                                    |   |        |
| Andre Dawson, R<br>OBP: 0.380, SLG: 0.612<br>Jeff Reardon, R<br>(7, 1)                                    | F7  |                                 |                              | L7                              |                              |                                 |                              |                                 | 6-3                          | 3                               | 1                            | 1                               | 1                            | 0                               | 0                                |                                    |   |        |
| Brad Mills, L<br>(9, FH)  |   |                                 |                              |                                 |                              |                                 |                              | HR                              |                              | 0                               | 0                            | 0                               | 0                            | 0                               | 0                                |                                    |   |        |
| Tim Wallach, R<br>OBP: 0.290, SLG: 0.333  |   |                                 |                              | 6-3                             |                              |                                 |                              |                                 | 6-3                          | 4                               | 0                            | 2                               | 0                            | 0                               | 0                                |                                    |   |        |
| Warren Cromartie, L<br>OBP: 0.336, SLG: 0.395   |   |                                 |                              |                                 |                              |                                 |                              |                                 | 1-3                          | 4                               | 0                            | 2                               | 0                            | 0                               | 1                                |                                    |   |        |
| Larry Parrish, R<br>OBP: 0.285, SLG: 0.325  |   |                                 |                              |                                 |                              |                                 |                              |                                 | 1B                           | 4                               | 0                            | 1                               | 0                            | 0                               | 2                                |                                    |   |        |
| Mike Phillips, L<br>OBP: 0.243, SLG: 0.258  |   |                                 |                              |                                 |                              |                                 |                              |                                 | F7                           | 3                               | 0                            | 0                               | 0                            | 0                               | 2                                |                                    |   |        |
| Bobby Ramos, R<br>OBP: 0.243, SLG: 0.314  |   |                                 |                              | P3                              |                              |                                 |                              |                                 | P6                           | 3                               | 0                            | 0                               | 0                            | 1                               | 1                                |                                    |   |        |
| Charlie Lea, R<br>Tom Hutton, R<br>Elias Sosa, R<br>Terry Franzen, R<br>Stan Bahnsen, R<br>Jerry White, S |   |                                 |                              |                                 |                              |                                 |                              |                                 | F8                           | 0                               | 0                            | 0                               | 0                            | 0                               | 0                                |                                    |   |        |
| <b>Inning Stats</b>   | R: 0<br>E: 0<br>K: 0<br>S: 3                          | H: 0<br>LOB: 0<br>BB: 0<br>P: 3 | R: 0<br>E: 0<br>K: 0<br>S: 4 | H: 2<br>LOB: 1<br>BB: 0<br>P: 4 | R: 0<br>E: 0<br>K: 0<br>S: 3 | H: 0<br>LOB: 0<br>BB: 0<br>P: 3 | R: 0<br>E: 0<br>K: 0<br>S: 6 | H: 1<br>LOB: 1<br>BB: 0<br>P: 6 | R: 0<br>E: 0<br>K: 1<br>S: 6 | H: 1<br>LOB: 0<br>BB: 0<br>P: 6 | R: 0<br>E: 0<br>K: 1<br>S: 6 | H: 1<br>LOB: 2<br>BB: 0<br>P: 5 | R: 0<br>E: 0<br>K: 0<br>S: 5 | H: 2<br>LOB: 2<br>BB: 0<br>P: 5 | 1B: 7<br>2B: 0<br>3B: 0<br>HR: 1 | SF: 0<br>SAC: 0<br>DP: 2<br>HBP: 0 | WP: 0<br>PB: 0<br>SB: 0<br>CS: 0  | PA: 33 |
| <b>PITCHER</b>  | IP WLS BF H R ER SO BB IBB HBP BLK WP HR S P ERA WHIP |                                 |                              |                                 |                              |                                 |                              |                                 |                              |                                 |                              |                                 |                              |                                 |                                  |                                    |   |        |
| John Montefusco, R<br>ERA: 3.78   | 6.0 W 20 4 0 0 1 0 0 0 0 0 0 22 22 0.00 0.667         |                                 |                              |                                 |                              |                                 |                              |                                 |                              |                                 |                              |                                 |                              |                                 |                                  |                                    |   |        |
| Rick Camp, R<br>ERA: 1.37   | 3.0 S 13 4 1 1 2 0 0 0 0 0 1 17 17 3.00 1.333         |                                 |                              |                                 |                              |                                 |                              |                                 |                              |                                 |                              |                                 |                              |                                 |                                  |                                    |   |        |

| Batter  | 1   | 2                                | 3                            | 4                                | 5                            | 6                               | 7                            | 8                               | 9                            | AB                              | R                             | H                                | RBI                          | BB                              | SO                               | LOB                                | BOTTOM  |                                  |
|---|---|----------------------------------|------------------------------|----------------------------------|------------------------------|---------------------------------|------------------------------|---------------------------------|------------------------------|---------------------------------|-------------------------------|----------------------------------|------------------------------|---------------------------------|----------------------------------|------------------------------------|---|----------------------------------|
| Brett Butler, L<br>OBP: 0.294, SLG: 0.400   | BB<br>1B  | 1B<br>BB                         |                              | G3                               |                              | 6-3                             |                              |                                 |                              | 3                               | 1                             | 1                                | 0                            | 2                               | 0                                | 1                                  | <b>Montreal Expos @ Atlanta Braves</b><br>Atlanta-Fulton County Stadium, Atlanta, GA<br>Sat Aug 22 1981, 7:05 PM EDT<br>Att: 16,185 - Unknown |                                  |
| Claudell Washington, L<br>OBP: 0.336, SLG: 0.421  | BB<br>1B  | BB<br>K                          |                              |                                  |                              | K                               |                              |                                 |                              | 4                               | 1                             | 1                                | 2                            | 1                               | 2                                | 4                                  |   |                                  |
| Bob Horner, R<br>OBP: 0.350, SLG: 0.445   | BB<br>1B  |                                  |                              |                                  |                              | 1B<br>SF9                       |                              |                                 |                              | 5                               | 2                             | 4                                | 3                            | 0                               | 1                                | 1                                  |   |                                  |
| Chris Chambliss, L<br>OBP: 0.356, SLG: 0.403  | F8  | P6                               |                              |                                  |                              | 1B<br>SF9                       |                              |                                 |                              | 4                               | 1                             | 2                                | 2                            | 0                               | 4                                |                                    |   |                                  |
| Dale Murphy, R<br>OBP: 0.331, SLG: 0.391<br>Rick Camp, R<br>(7, 1)                            |   |                                  |                              | 6-3                              |                              | SF9                             |                              |                                 |                              | 2                               | 0                             | 0                                | 1                            | 1                               | 1                                | 0                                  |   |                                  |
| Glenn Hubbard, R<br>OBP: 0.325, SLG: 0.356  | G6-4-3  |                                  |                              | 6-3                              |                              | F9                              |                              |                                 |                              | 4                               | 0                             | 0                                | 0                            | 0                               | 4                                |                                    |   |                                  |
| Bruce Benedict, R<br>OBP: 0.343, SLG: 0.364   |   | FC5-6<br>1B<br>BB                |                              | 5-3                              |                              | 6-3                             |                              |                                 |                              | 3                               | 1                             | 0                                | 0                            | 1                               | 0                                | 0                                  |   |                                  |
| Rafael Ramirez, R<br>OBP: 0.280, SLG: 0.266   |   | FC5-6<br>1B                      |                              | L4                               |                              | FC1<br>1B                       |                              |                                 |                              | 4                               | 1                             | 2                                | 0                            | 0                               | 1                                | 0                                  |   |                                  |
| John Montefusco, R<br>OBP: 0.067, SLG: 0.133<br>Brian Asselstine, L<br>OBP: 0.319, SLG: 0.426 |   | FC5-6<br>1B<br>BB                |                              | 5-3                              |                              | FC1<br>6-3<br>HR                |                              |                                 |                              | 2                               | 1                             | 0                                | 0                            | 0                               | 2                                |                                    |   |                                  |
| <b>Inning Stats</b>   | R: 1<br>E: 0<br>K: 0<br>S: 4                          | H: 2<br>LOB: 2<br>BB: 2<br>P: 12 | R: 2<br>E: 0<br>K: 1<br>S: 7 | H: 2<br>LOB: 2<br>BB: 2<br>P: 15 | R: 0<br>E: 0<br>K: 0<br>S: 3 | H: 0<br>LOB: 0<br>BB: 0<br>P: 3 | R: 0<br>E: 0<br>K: 0<br>S: 3 | H: 0<br>LOB: 0<br>BB: 0<br>P: 3 | R: 1<br>E: 0<br>K: 1<br>S: 7 | H: 2<br>LOB: 1<br>BB: 0<br>P: 7 | R: 5<br>E: 0<br>K: 1<br>S: 10 | H: 4<br>LOB: 0<br>BB: 0<br>P: 10 | R: 0<br>E: 0<br>K: 1<br>S: 5 | H: 0<br>LOB: 1<br>BB: 1<br>P: 9 | 1B: 8<br>2B: 0<br>3B: 0<br>HR: 2 | SF: 1<br>SAC: 0<br>DP: 1<br>HBP: 0 |   | WP: 0<br>PB: 0<br>SB: 1<br>CS: 0 |
| <b>PITCHER</b>  | IP WLS BF H R ER SO BB IBB HBP BLK WP HR S P ERA WHIP |                                  |                              |                                  |                              |                                 |                              |                                 |                              |                                 |                               |                                  |                              |                                 |                                  |                                    |   |                                  |
| Charlie Lea, R<br>ERA: 4.25   | 2.0 L 13 4 3 3 1 1 0 0 0 0 0 0 13 13 3.00 0.667       |                                  |                              |                                  |                              |                                 |                              |                                 |                              |                                 |                               |                                  |                              |                                 |                                  |                                    |   |                                  |
| Elias Sosa, R<br>ERA: 4.56  | 3.0 11 2 1 1 1 0 0 0 0 0 0 13 13 3.00 0.667           |                                  |                              |                                  |                              |                                 |                              |                                 |                              |                                 |                               |                                  |                              |                                 |                                  |                                    |   |                                  |
| Stan Bahnsen, R<br>ERA: 5.73  | 1.0 8 4 5 5 1 0 0 0 0 0 2 10 10 45.00 4.000           |                                  |                              |                                  |                              |                                 |                              |                                 |                              |                                 |                               |                                  |                              |                                 |                                  |                                    |   |                                  |
| Jeff Reardon, R<br>ERA: 3.11  | 2.0 7 0 0 0 2 1 0 0 0 0 0 0 10 14 0.00 0.500          |                                  |                              |                                  |                              |                                 |                              |                                 |                              |                                 |                               |                                  |                              |                                 |                                  |                                    |   |                                  |





| Batter  | 1   | 2   | 3                            | 4                               | 5                            | 6                                | 7                            | 8                               | 9                            | AB                              | R                            | H                               | RBI                          | BB                              | SO                               | LOB                                | TOP   |        |
|---|---|---|------------------------------|---------------------------------|------------------------------|----------------------------------|------------------------------|---------------------------------|------------------------------|---------------------------------|------------------------------|---------------------------------|------------------------------|---------------------------------|----------------------------------|------------------------------------|---|--------|
| Terry Francona, L (1,7)<br>OBP: 0.286, SLG: 0.167   | 0-3<br>K  |   | 0-0<br>F8                    |                                 | 0-0<br>4-3                   |                                  | 0-0<br>1B<br>BB              |                                 | 0-0<br>4-3                   | 4                               | 0                            | 0                               | 0                            | 1                               | 1                                | 0                                  | <b>Montreal Expos @ Atlanta Braves</b><br>Atlanta-Fulton County Stadium, Atlanta, GA<br>Sun Aug 23 1981, 3:33 AM EDT<br>Att: 10,075 - Unknown<br><br><b>AB 32</b><br><b>R 1</b><br><b>H 8</b><br><b>RBI 1</b><br><b>BB 5</b><br><b>SO 2</b><br><b>LOB 12</b><br> |        |
| Rodney Scott, S (1,4)<br>OBP: 0.316, SLG: 0.241     | 4-0<br>F8<br>1B<br>BB   |   | 0-0<br>CS<br>1B              |                                 | 0-0<br>4-3                   |                                  | 0-0<br>F8                    |                                 |                              | 3                               | 1                            | 1                               | 0                            | 1                               | 0                                | 1                                  |   |        |
| Andre Dawson, R (1,8)<br>OBP: 0.386, SLG: 0.618     | 0-0<br>1B<br>1-2<br>1B  |   | 0-0<br>F7                    |                                 | 0-0<br>2B                    |                                  | 0-0<br>1B<br>1-2<br>1B       |                                 |                              | 4                               | 0                            | 3                               | 0                            | 0                               | 0                                | 1                                  |   |        |
| Gary Carter, R (1,2)<br>OBP: 0.302, SLG: 0.413      | 0-0<br>F8   |   |                              | 0-0<br>6-3                      | 0-0<br>P6                    |                                  | 0-0<br>1B<br>1-2<br>2H       |                                 |                              | 4                               | 0                            | 1                               | 0                            | 0                               | 0                                | 3                                  |   |        |
| Warren Cromartie, L (1,9)<br>OBP: 0.335, SLG: 0.392 | 0-0<br>1-2<br>3H<br>1B  |   |                              | 0-0<br>4-3                      |                              | 0-0<br>F8                        |                              | 0-0<br>G1                       |                              | 4                               | 0                            | 1                               | 1                            | 0                               | 0                                | 0                                  |   |        |
| John Milner, L (1,3)<br>OBP: 0.286, SLG: 0.371      | 0-3<br>K  |   |                              | 4-0<br>BB<br>BB<br>BB           |                              | 0-0<br>F7                        |                              | 0-0<br>L3                       |                              | 3                               | 0                            | 0                               | 0                            | 1                               | 1                                | 2                                  |   |        |
| Larry Parrish, R (1,5)<br>OBP: 0.274, SLG: 0.330    |   | 0-0<br>G6-4-3<br>1B   |                              | 4-0<br>BB<br>1-2<br>BB          |                              | 0-0<br>FC6-4<br>1B               |                              | 0-0<br>L7                       |                              | 3                               | 0                            | 2                               | 0                            | 1                               | 0                                | 0                                  |   |        |
| Chris Speier, R (1,6)<br>OBP: 0.323, SLG: 0.325     |   | 0-0<br>G6-4-3   |                              | 4-0<br>BB<br>1-2<br>2-3<br>BB   |                              | 0-0<br>FC6-4                     |                              | 0-0<br>F8                       |                              | 3                               | 0                            | 0                               | 0                            | 1                               | 0                                | 2                                  |   |        |
| Steve Rogers, R (1,1)<br>OBP: 0.214, SLG: 0.175     |   | 0-0<br>P4   |                              | 0-0<br>F8                       |                              |                                  | 0-0<br>6-3                   |                                 | 0-0<br>F9                    | 3                               | 0                            | 0                               | 0                            | 0                               | 0                                | 3                                  |   |        |
| Jerry White, S (9,PH)<br>OBP: 0.325, SLG: 0.405     |   |   |                              |                                 |                              |                                  |                              |                                 | 0-0<br>F9                    | 1                               | 0                            | 0                               | 0                            | 0                               | 0                                | 0                                  |   |        |
| <b>Inning Stats</b>                                 | R: 1<br>E: 0<br>K: 2<br>S: 9  | H: 2<br>LOB: 2<br>BB: 1<br>P: 13  | R: 0<br>E: 0<br>K: 0<br>S: 3 | H: 1<br>LOB: 0<br>BB: 0<br>P: 3 | R: 0<br>E: 0<br>K: 0<br>S: 3 | H: 0<br>LOB: 3<br>BB: 3<br>P: 15 | R: 0<br>E: 0<br>K: 0<br>S: 4 | H: 1<br>LOB: 1<br>BB: 0<br>P: 4 | R: 0<br>E: 0<br>K: 0<br>S: 4 | H: 2<br>LOB: 2<br>BB: 1<br>P: 8 | R: 0<br>E: 0<br>K: 0<br>S: 3 | H: 0<br>LOB: 0<br>BB: 0<br>P: 3 | R: 0<br>E: 0<br>K: 0<br>S: 3 | H: 0<br>LOB: 0<br>BB: 0<br>P: 3 | 1B: 7<br>2B: 1<br>3B: 0<br>HR: 0 | SF: 0<br>SAC: 0<br>DP: 1<br>HBP: 0 | WP: 0<br>PB: 0<br>SB: 0<br>CS: 1  | PA: 37 |
| <b>PITCHER</b>                                      | IP<br>WLS<br>BF<br>H<br>R<br>ER<br>SO<br>BB<br>IBB<br>HBP<br>BLK<br>WP<br>HR<br>S<br>P<br>ERA<br>WHIP | IP<br>WLS<br>BF<br>H<br>R<br>ER<br>SO<br>BB<br>IBB<br>HBP<br>BLK<br>WP<br>HR<br>S<br>P<br>ERA<br>WHIP |                              |                                 |                              |                                  |                              |                                 |                              |                                 |                              |                                 |                              |                                 |                                  |                                    | IP<br>WLS<br>BF<br>H<br>R<br>ER<br>SO<br>BB<br>IBB<br>HBP<br>BLK<br>WP<br>HR<br>S<br>P<br>ERA<br>WHIP   |        |
| Rick Mahler, R (1,1)<br>ERA: 2.82                   | 8.0<br>W<br>34<br>8<br>1<br>1<br>2<br>5<br>0<br>0<br>0<br>0<br>0<br>0<br>33<br>53<br>1.12<br>1.625    |   |                              |                                 |                              |                                  |                              |                                 |                              |                                 |                              |                                 |                              |                                 |                                  |                                    |   |        |
| Rick Camp, R (9,1)<br>ERA: 1.34                     | 1.0<br>S<br>3<br>0<br>0<br>0<br>0<br>0<br>0<br>0<br>0<br>0<br>0<br>3<br>3<br>0.00<br>0.000            |   |                              |                                 |                              |                                  |                              |                                 |                              |                                 |                              |                                 |                              |                                 |                                  |                                    |   |        |

| Batter   | 1   | 2   | 3                            | 4                               | 5                            | 6                               | 7                            | 8                               | 9                            | AB                              | R                            | H                               | RBI                          | BB                              | SO                               | LOB                                | BOTTOM   |        |
|--|---|---|------------------------------|---------------------------------|------------------------------|---------------------------------|------------------------------|---------------------------------|------------------------------|---------------------------------|------------------------------|---------------------------------|------------------------------|---------------------------------|----------------------------------|------------------------------------|--|--------|
| Brett Butler, L (1,7)<br>OBP: 0.250, SLG: 0.333        | 0-0<br>4-1  |   |                              | 0-0<br>F7                       |                              | 0-0<br>1-3                      |                              |                                 |                              | 3                               | 0                            | 0                               | 1                            | 0                               | 0                                | 0                                  | <b>Montreal Expos @ Atlanta Braves</b><br>Atlanta-Fulton County Stadium, Atlanta, GA<br>Sun Aug 23 1981, 3:33 AM EDT<br>Att: 10,075 - Unknown<br><br><b>AB 26</b><br><b>R 2</b><br><b>H 3</b><br><b>RBI 2</b><br><b>BB 0</b><br><b>SO 1</b><br><b>LOB 2</b><br> |        |
| Claudell Washington, L (1,9)<br>OBP: 0.330, SLG: 0.415 | 0-0<br>4-3  |   |                              | 0-0<br>4-3                      |                              | 0-0<br>6-3                      |                              |                                 |                              | 3                               | 0                            | 0                               | 0                            | 0                               | 0                                | 0                                  |  |        |
| Bob Horner, R (1,5)<br>OBP: 0.344, SLG: 0.437          | 0-0<br>F8   |   |                              | 0-0<br>6-3                      |                              | 0-0<br>P6                       |                              |                                 |                              | 3                               | 0                            | 0                               | 0                            | 0                               | 0                                | 0                                  |  |        |
| Chris Chambliss, L (1,3)<br>OBP: 0.356, SLG: 0.402     |   | 0-0<br>4-3  |                              |                                 | 0-0<br>G3-6<br>1B            |                                 | 0-0<br>1-3                   |                                 |                              | 3                               | 0                            | 1                               | 0                            | 0                               | 0                                | 0                                  |  |        |
| Dale Murphy, R (1,8)<br>OBP: 0.327, SLG: 0.387         |   | 0-0<br>F8   |                              |                                 | 0-0<br>G3-6                  |                                 | 0-0<br>5-3                   |                                 |                              | 3                               | 0                            | 0                               | 0                            | 0                               | 0                                | 1                                  |  |        |
| Glenn Hubbard, R (1,4)<br>OBP: 0.321, SLG: 0.351       |   | 0-0<br>5-3  |                              |                                 | 0-3<br>K                     |                                 |                              | 0-0<br>P6                       |                              | 3                               | 0                            | 0                               | 0                            | 0                               | 1                                | 0                                  |  |        |
| Bruce Benedict, R (1,2)<br>OBP: 0.343, SLG: 0.364      |   |   | 0-0<br>6-3                   |                                 |                              | 0-0<br>E5<br>E<br>1B            |                              | 0-0<br>5-3                      |                              | 3                               | 1                            | 1                               | 0                            | 0                               | 0                                | 0                                  |  |        |
| Rafael Ramirez, R (1,6)<br>OBP: 0.280, SLG: 0.267      |   |   | 0-0<br>L4                    |                                 |                              | 0-0<br>E8<br>E<br>1-3<br>1B     |                              | 0-0<br>1-3                      |                              | 3                               | 1                            | 1                               | 1                            | 0                               | 0                                | 0                                  |  |        |
| Rick Mahler, R (1,1)<br>OBP: 0.091, SLG: 0.091         |   |   | 0-0<br>4-3                   |                                 |                              | 0-0<br>G3                       |                              |                                 |                              | 2                               | 0                            | 0                               | 0                            | 0                               | 0                                | 1                                  |  |        |
| Rick Camp, R (9,1)<br>ERA: 1.34                        |   |   |                              |                                 |                              |                                 |                              |                                 |                              | 0                               | 0                            | 0                               | 0                            | 0                               | 0                                | 0                                  |  |        |
| <b>Inning Stats</b>                                    | R: 0<br>E: 0<br>K: 0<br>S: 3  | H: 0<br>LOB: 0<br>BB: 0<br>P: 3   | R: 0<br>E: 0<br>K: 0<br>S: 3 | H: 0<br>LOB: 0<br>BB: 0<br>P: 3 | R: 0<br>E: 0<br>K: 0<br>S: 3 | H: 0<br>LOB: 0<br>BB: 0<br>P: 3 | R: 0<br>E: 0<br>K: 1<br>S: 5 | H: 1<br>LOB: 0<br>BB: 0<br>P: 5 | R: 2<br>E: 2<br>K: 0<br>S: 5 | H: 2<br>LOB: 0<br>BB: 0<br>P: 5 | R: 0<br>E: 0<br>K: 0<br>S: 3 | H: 0<br>LOB: 0<br>BB: 0<br>P: 3 | R: 0<br>E: 0<br>K: 0<br>S: 3 | H: 0<br>LOB: 0<br>BB: 0<br>P: 3 | 1B: 3<br>2B: 0<br>3B: 0<br>HR: 0 | SF: 0<br>SAC: 0<br>DP: 1<br>HBP: 0 | WP: 0<br>PB: 0<br>SB: 0<br>CS: 0   | PA: 26 |
| <b>PITCHER</b>   | IP<br>WLS<br>BF<br>H<br>R<br>ER<br>SO<br>BB<br>IBB<br>HBP<br>BLK<br>WP<br>HR<br>S<br>P<br>ERA<br>WHIP | IP<br>WLS<br>BF<br>H<br>R<br>ER<br>SO<br>BB<br>IBB<br>HBP<br>BLK<br>WP<br>HR<br>S<br>P<br>ERA<br>WHIP |                              |                                 |                              |                                 |                              |                                 |                              |                                 |                              |                                 |                              |                                 |                                  |                                    | IP<br>WLS<br>BF<br>H<br>R<br>ER<br>SO<br>BB<br>IBB<br>HBP<br>BLK<br>WP<br>HR<br>S<br>P<br>ERA<br>WHIP  |        |
| Steve Rogers, R (1,1)<br>ERA: 3.95                     | 8.0<br>L<br>26<br>3<br>2<br>1<br>1<br>0<br>0<br>0<br>0<br>0<br>0<br>28<br>28<br>1.12<br>0.375         |   |                              |                                 |                              |                                 |                              |                                 |                              |                                 |                              |                                 |                              |                                 |                                  |                                    |  |        |



| Batter   | 1   | 2  | 3                            | 4                               | 5                            | 6                               | 7                            | 8                               | 9                            | AB                              | R                            | H                               | RBI                          | BB                              | SO                           | LOB                             | TOP   |                                  |                                    |
|--|---|--|------------------------------|---------------------------------|------------------------------|---------------------------------|------------------------------|---------------------------------|------------------------------|---------------------------------|------------------------------|---------------------------------|------------------------------|---------------------------------|------------------------------|---------------------------------|---|----------------------------------|------------------------------------|
| Dan Driessen, L<br>OBP: 0.343, SLG: 0.362  | 0-0<br>4-3  |  | 0-0<br>F7                    |                                 | 0-0<br>4-3                   |                                 |                              | 0-0<br>WP<br>1B                 |                              | 4                               | 1                            | 1                               | 0                            | 0                               | 0                            | 0                               | <b>Cincinnati Reds @ Montreal Expos</b><br>Olympic Stadium, Montreal, QB<br>Tue Aug 25 1981, 7:05 PM EDT<br>Att: 40,162 - Unknown |                                  |                                    |
| Ken Griffey, L<br>OBP: 0.358, SLG: 0.402<br>Sam Mejias, R<br>OBP: 0.340, SLG: 0.372                        | 0-0<br>F7   |  | 0-0<br>2B                    |                                 | 0-0<br>F7                    |                                 | 0-0<br>F7                    | 0-3<br>K                        |                              | 3                               | 0                            | 1                               | 0                            | 0                               | 0                            | 0                               |   |                                  |                                    |
| Dave Concepcion, R<br>OBP: 0.356, SLG: 0.433   | 0-0<br>2B   |  | 0-3<br>K                     |                                 | 0-0<br>6-3                   |                                 | 0-0<br>6-3                   | 0-0<br>2H<br>1B                 |                              | 4                               | 0                            | 2                               | 1                            | 0                               | 1                            | 1                               |   |                                  |                                    |
| George Foster, R<br>OBP: 0.381, SLG: 0.552   | 0-3<br>K  |  |                              | 0-0<br>F7                       |                              | 0-0<br>6-3                      |                              | 0-0<br>F8                       |                              | 4                               | 0                            | 0                               | 0                            | 0                               | 1                            | 2                               |   |                                  |                                    |
| Larry Bittner, L<br>OBP: 0.326, SLG: 0.342   |   | 0-0<br>P4  |                              | 0-0<br>3-1                      |                              |                                 | 0-0<br>3-4-1<br>1B           |                                 | 0-0<br>F7                    | 4                               | 0                            | 1                               | 0                            | 0                               | 0                            | 0                               |   |                                  |                                    |
| Ray Knight, R<br>OBP: 0.344, SLG: 0.382  |   | 0-0<br>FC4-6<br>1B                                   |                              | 0-0<br>1B                       |                              |                                 | 0-0<br>F7                    |                                 | 4-0<br>1B<br>BB              | 3                               | 0                            | 2                               | 0                            | 1                               | 0                            | 1                               |   |                                  |                                    |
| Joe Nolan, L<br>OBP: 0.368, SLG: 0.419   |   | 0-0<br>FC4-6<br>1-2                                  |                              | 0-0<br>F2                       |                              |                                 | 0-0<br>3-4-1<br>1-2          |                                 | 0-0<br>1-2<br>G6-3<br>1B     | 4                               | 0                            | 1                               | 0                            | 0                               | 0                            | 3                               |   |                                  |                                    |
| Ron Oester, S<br>OBP: 0.336, SLG: 0.395<br>Rafael Landestoy, S<br>OBP: 0.286, SLG: 0.173                   | 0-0<br>F8   |  |                              |                                 | 0-0<br>G3                    |                                 | 0-0<br>F7                    |                                 | 0-0<br>G6-3<br>1-2           | 2                               | 0                            | 0                               | 0                            | 0                               | 0                            | 1                               |   |                                  |                                    |
| Michael LaCoss, R<br>Paul Moskau, R<br>Junior Kennedy, R<br>Joe Price, L<br>Mike Vail, R<br>Scott Brown, R |   |  | 0-3<br>K                     |                                 | 0-0<br>F7                    |                                 |                              | 0-0<br>F3                       |                              | 1                               | 0                            | 0                               | 0                            | 0                               | 0                            | 1                               |   |                                  |                                    |
| <b>Inning Stats</b>  | R: 0<br>E: 0<br>K: 1<br>S: 6                                | H: 1<br>LOB: 1<br>BB: 0<br>P: 6                      | R: 0<br>E: 0<br>K: 0<br>S: 4 | H: 1<br>LOB: 1<br>BB: 0<br>P: 4 | R: 0<br>E: 0<br>K: 2<br>S: 8 | H: 1<br>LOB: 1<br>BB: 0<br>P: 8 | R: 0<br>E: 0<br>K: 0<br>S: 4 | H: 0<br>LOB: 0<br>BB: 0<br>P: 4 | R: 0<br>E: 0<br>K: 0<br>S: 3 | H: 0<br>LOB: 0<br>BB: 0<br>P: 3 | R: 0<br>E: 0<br>K: 0<br>S: 4 | H: 1<br>LOB: 1<br>BB: 0<br>P: 4 | R: 1<br>E: 0<br>K: 1<br>S: 7 | H: 2<br>LOB: 1<br>BB: 0<br>P: 7 | R: 0<br>E: 0<br>K: 0<br>S: 3 | H: 1<br>LOB: 1<br>BB: 1<br>P: 7 |   | 1B: 6<br>2B: 2<br>3B: 0<br>HR: 0 | SF: 0<br>SAC: 0<br>DP: 1<br>HBP: 0 |
| <b>PITCHER</b>   | IP WLS BF H R ER SO BB IBB HBP BLK WP HR S P ERA WHIP       |  |                              |                                 |                              |                                 |                              |                                 |                              |                                 |                              |                                 |                              |                                 |                              |                                 |   |                                  |                                    |
| Scott Sanderson, R<br>ERA: 2.29<br>Charlie Lea, R<br>ERA: 4.26   | (1, 1)<br>7.0 W 26 5 0 0 3 0 0 0 0 0 0 0 0 32 32 0.00 0.714 | (8, 1)<br>2.0 9 3 1 1 1 1 0 0 0 1 0 10 14 4.50 2.000 |                              |                                 |                              |                                 |                              |                                 |                              |                                 |                              |                                 |                              |                                 |                              |                                 |   |                                  |                                    |

|     |    |
|-----|----|
| AB  | 34 |
| R   | 1  |
| H   | 8  |
| RBI | 1  |
| BB  | 1  |
| SO  | 4  |
| LOB | 12 |

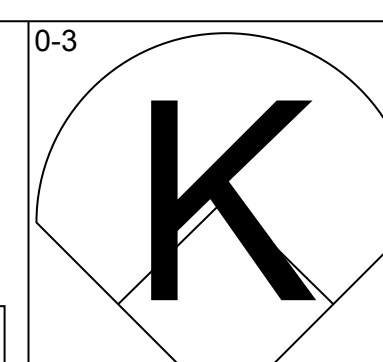
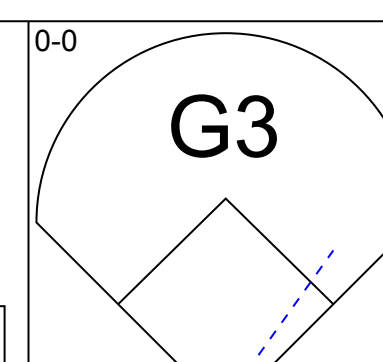
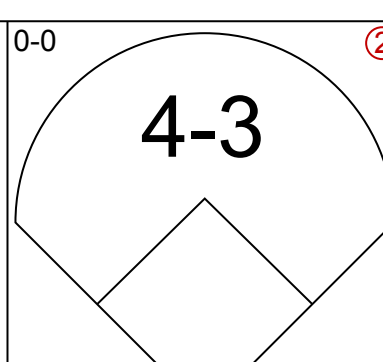
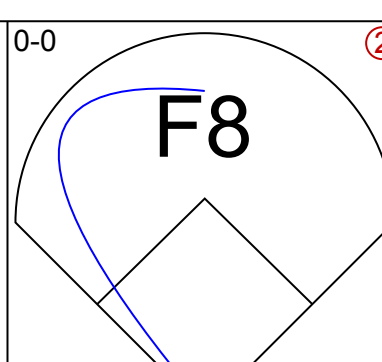
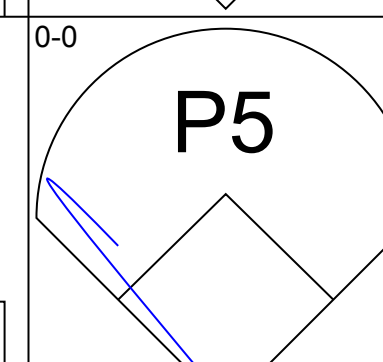
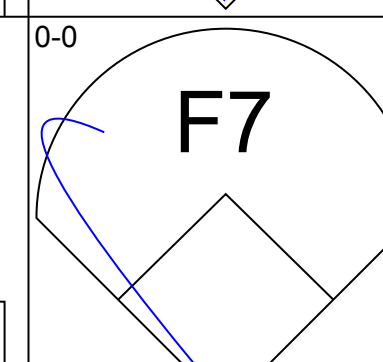
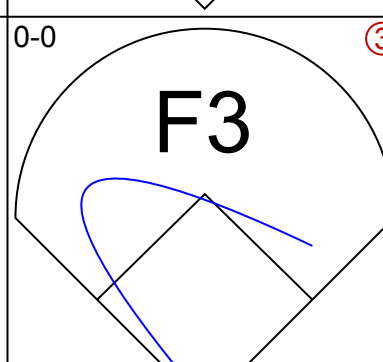
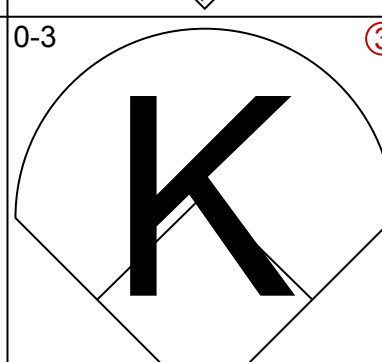
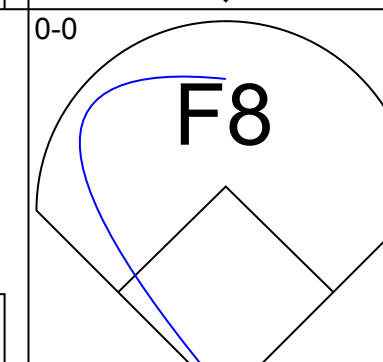
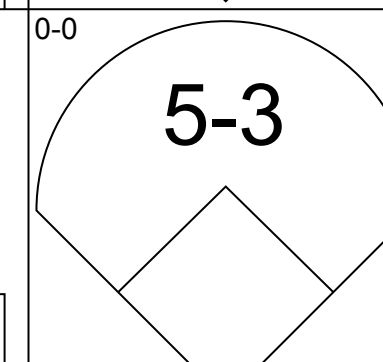
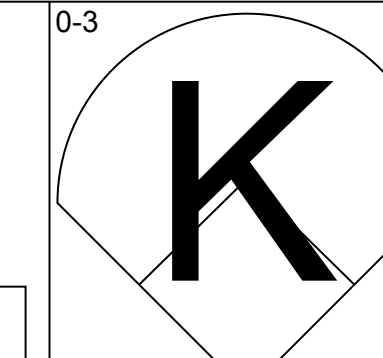
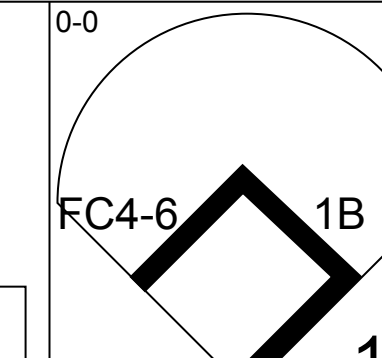
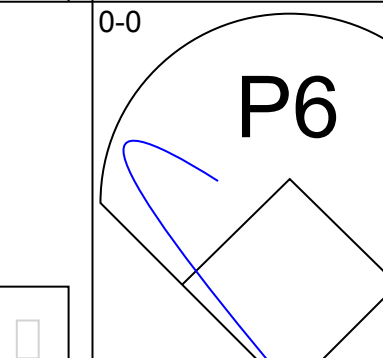
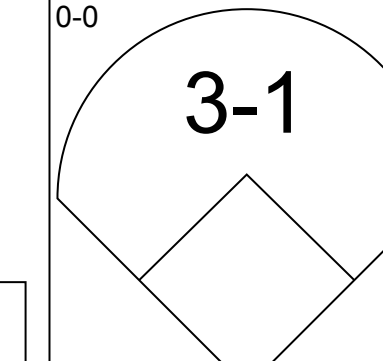
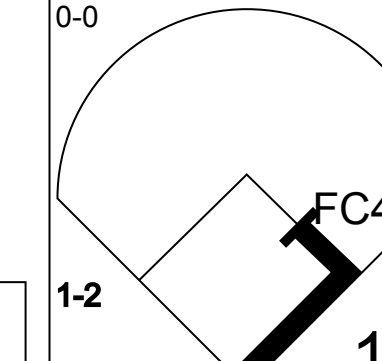
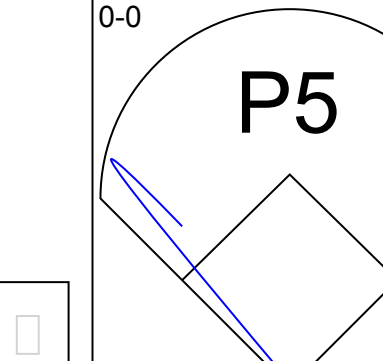
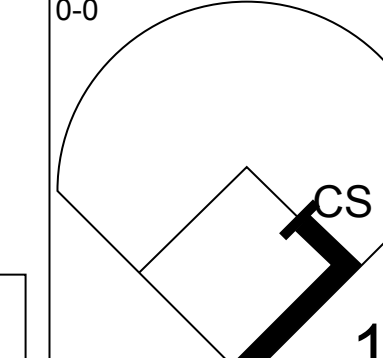
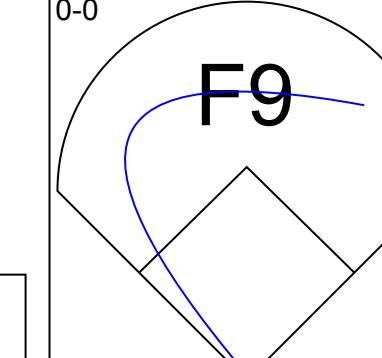
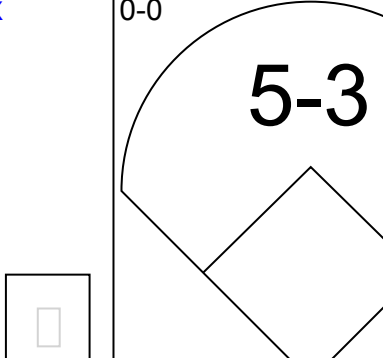
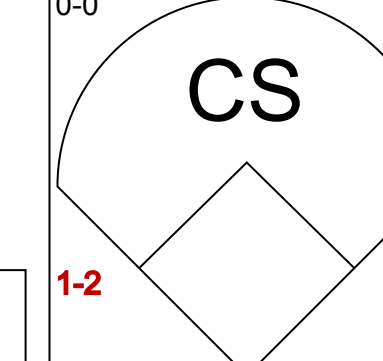
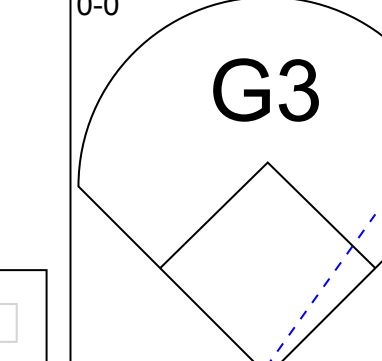
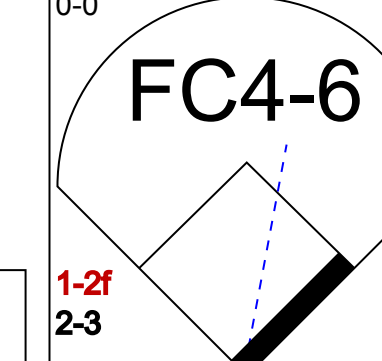
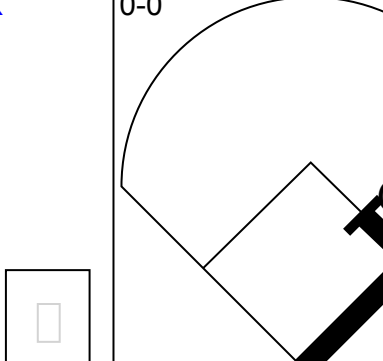
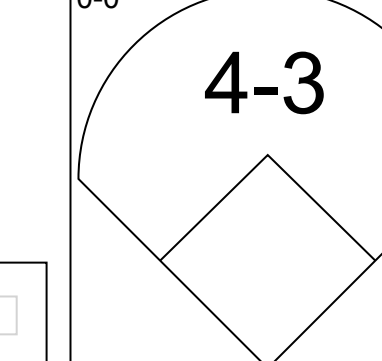
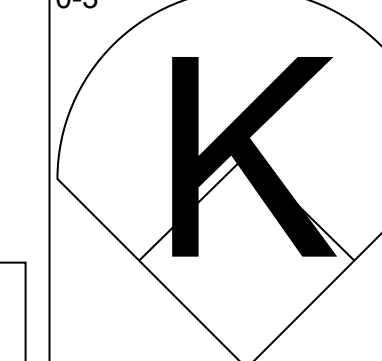
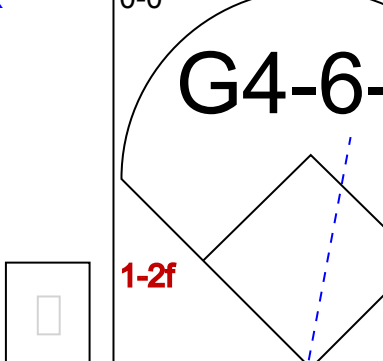
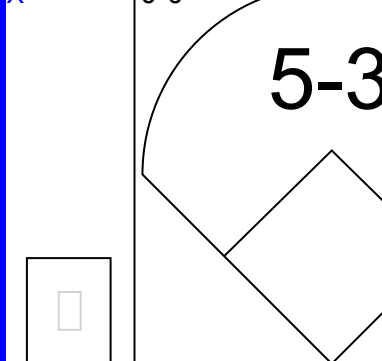
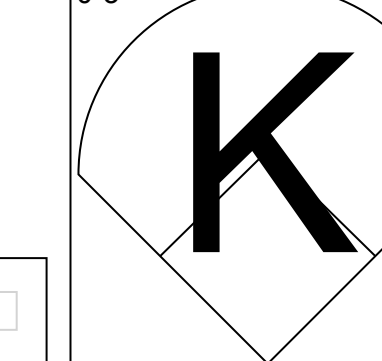



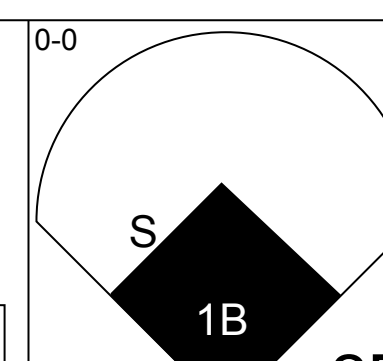
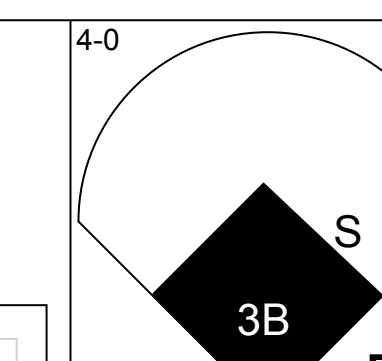
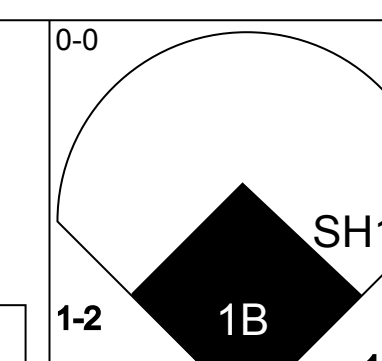
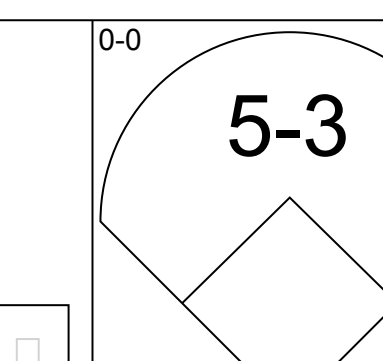
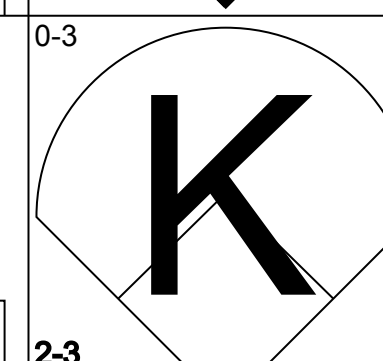
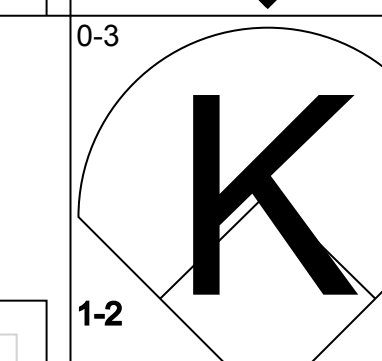
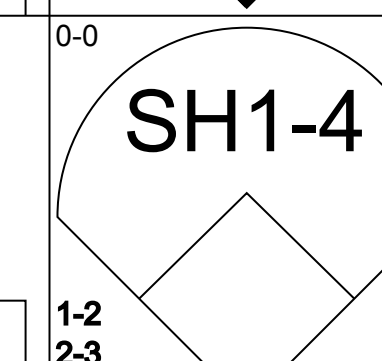
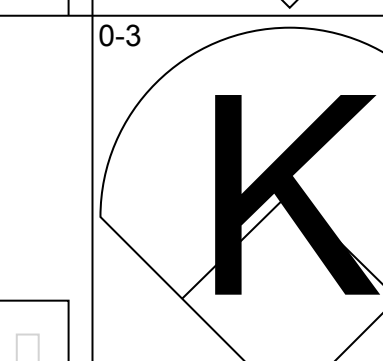
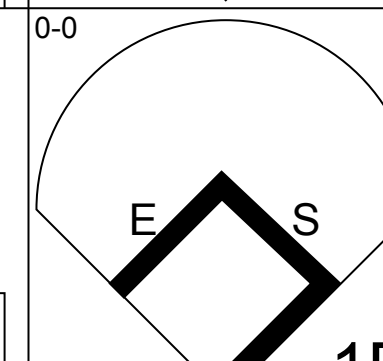
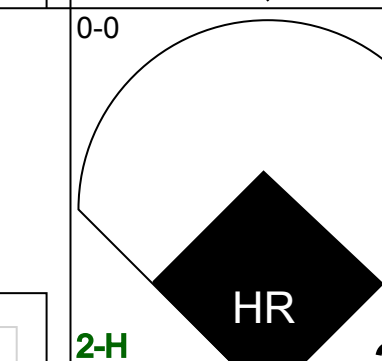
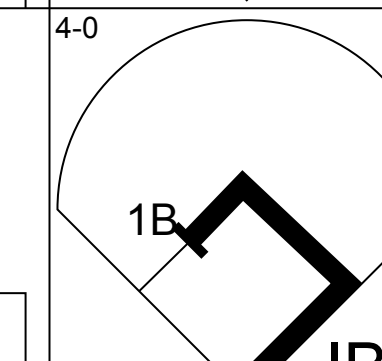
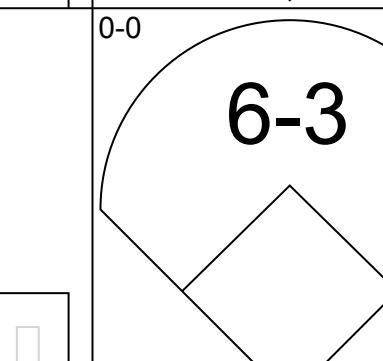
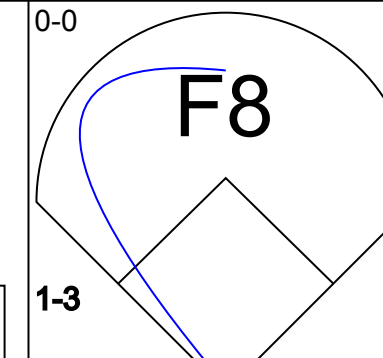
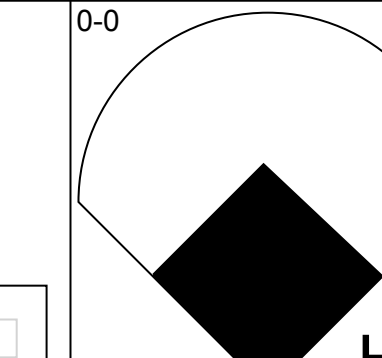
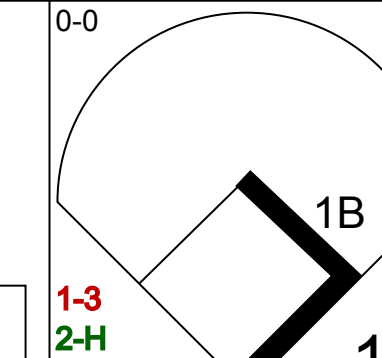
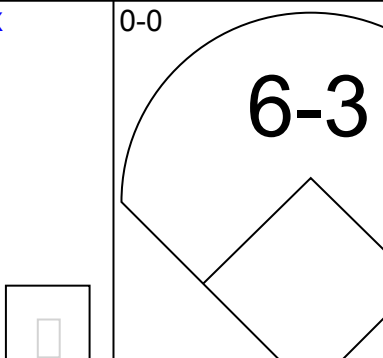
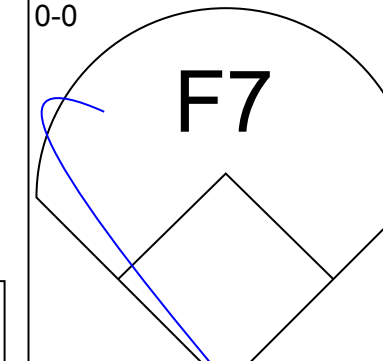
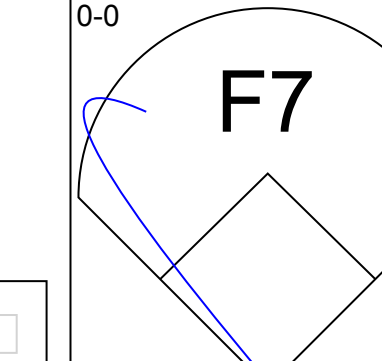
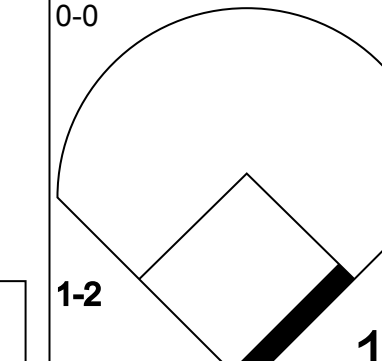
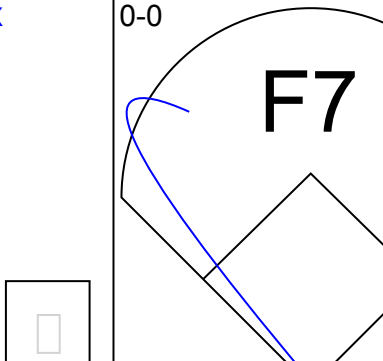
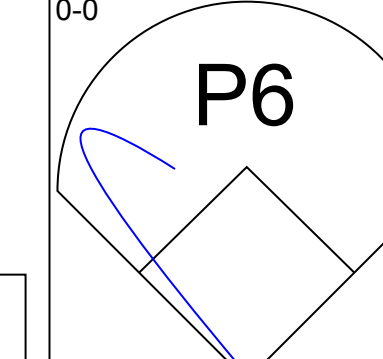
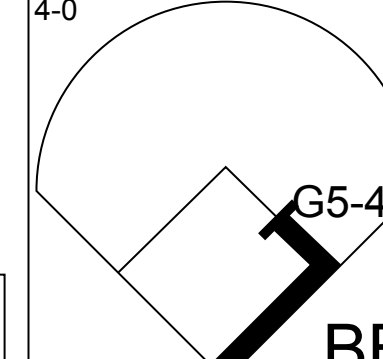
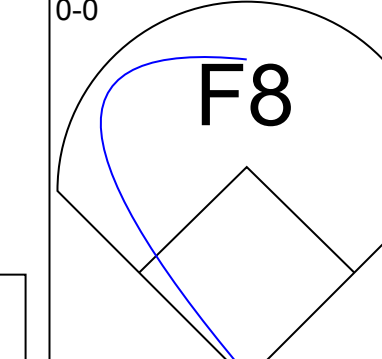
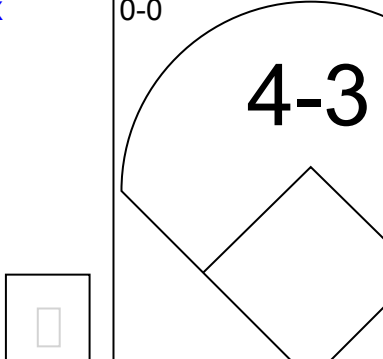
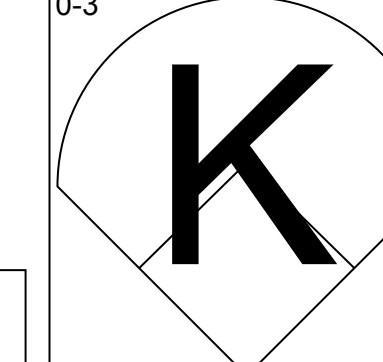
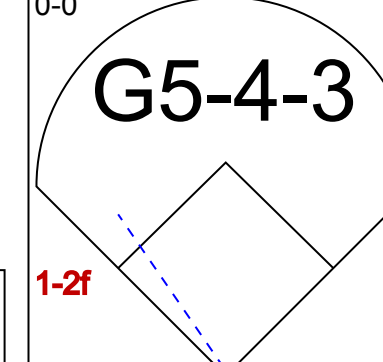
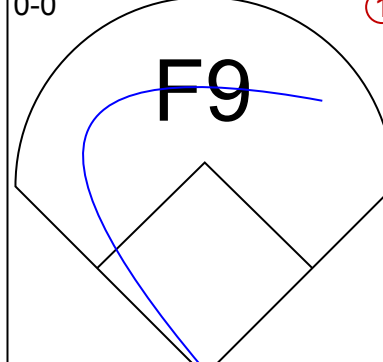
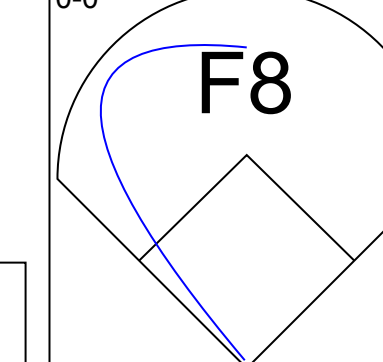
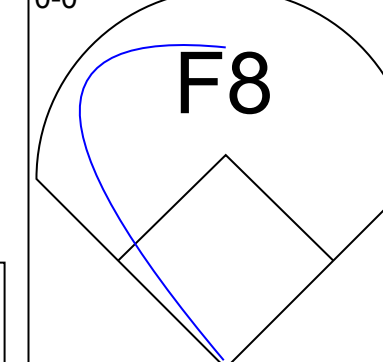
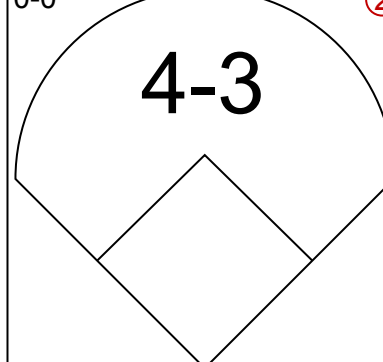
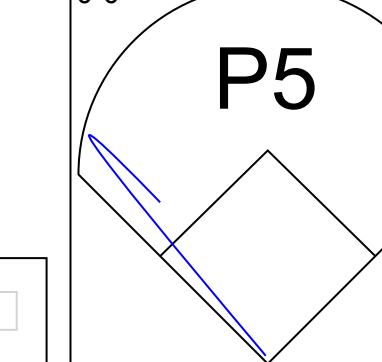
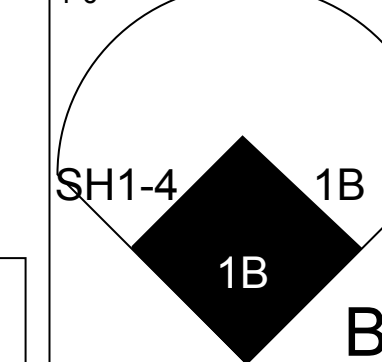
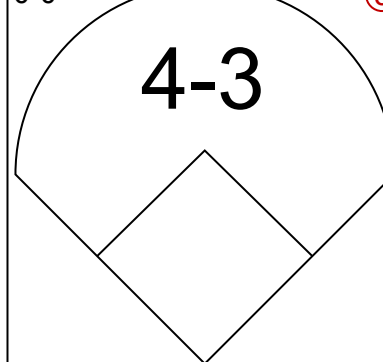
| Batter   | 1   | 2  | 3   | 4  | 5                            | 6                                | 7                            | 8                                | 9                            | AB                              | R                            | H                               | RBI                          | BB                              | SO                           | LOB                             | BOTTOM  |                                  |                                    |  |
|--|---|--|---|--|------------------------------|----------------------------------|------------------------------|----------------------------------|------------------------------|---------------------------------|------------------------------|---------------------------------|------------------------------|---------------------------------|------------------------------|---------------------------------|---|----------------------------------|------------------------------------|--|
| Tim Raines, S<br>OBP: 0.391, SLG: 0.424  | 0-0<br>2B<br>1B   | 0-0<br>P4  |   | 0-0<br>FC3-2<br>1-3<br>HR<br>2B                      | 0-0<br>G4-3<br>1-2           |                                  |                              | 0-0<br>F8                        |                              | 5                               | 2                            | 2                               | 0                            | 0                               | 0                            | 1                               | <b>Cincinnati Reds @ Montreal Expos</b><br>Olympic Stadium, Montreal, QB<br>Tue Aug 25 1981, 7:05 PM EDT<br>Att: 40,162 - Unknown |                                  |                                    |  |
| Rodney Scott, S<br>OBP: 0.323, SLG: 0.251<br>Brad Mills, L<br>(7, 4)   | 0-0<br>1B<br>2B   |  | 0-0<br>FC6-4<br>1B                                      | 4-0<br>FC3-2<br>HR<br>BB                             |                              | 0-3<br>K                         |                              | 0-0<br>F8                        |                              | 3                               | 2                            | 2                               | 0                            | 1                               | 1                            | 0                               |   |                                  |                                    |  |
| Andre Dawson, R<br>OBP: 0.384, SLG: 0.612<br>Jerry White, S<br>OBP: 0.325, SLG: 0.405                                | 0-0<br>2B<br>WP<br>1B                                     |  | 0-0<br>FC6-4<br>2B<br>S                                 | 0-0<br>FC3-2<br>HR                                   |                              | 0-3<br>K                         |                              | 0-0<br>F8                        |                              | 4                               | 3                            | 1                               | 1                            | 0                               | 1                            | 4                               |   |                                  |                                    |  |
| Gary Carter, R<br>OBP: 0.310, SLG: 0.434<br>Bobby Ramos, R<br>OBP: 0.243, SLG: 0.314                                 | 0-0<br>2B   |  | 4-0<br>2B<br>SF8  | 0-0<br>HR  |                              | 0-0<br>F8                        |                              |                                  |                              | 3                               | 2                            | 2                               | 6                            | 1                               | 0                            | 0                               |   |                                  |                                    |  |
| Warren Cromartie, L<br>OBP: 0.270, SLG: 0.397<br>Terry Francona, L<br>OBP: 0.250, SLG: 0.143                         | 0-0<br>F8   |  | 0-0<br>SF8<br>2B  | 4-0<br>HR  |                              | 0-0<br>6-3                       |                              |                                  |                              | 2                               | 0                            | 1                               | 1                            | 1                               | 0                            | 1                               |   |                                  |                                    |  |
| John Milner, L<br>OBP: 0.296, SLG: 0.370<br>Charlie Lea, R<br>OBP: 0.200, SLG: 0.143                                 | 0-0<br>F7   |  | 4-0<br>1-3<br>2H<br>2B                                  | 0-0<br>BB  |                              | 0-0<br>F5                        |                              | 0-0<br>1B                        |                              | 3                               | 0                            | 1                               | 0                            | 1                               | 0                            | 2                               |   |                                  |                                    |  |
| Larry Parrish, R<br>OBP: 0.270, SLG: 0.327<br>Tim Wallach, R<br>OBP: 0.288, SLG: 0.331                               | 0-0<br>6-3  |  | 0-0<br>SF8<br>2B  | 0-3<br>K   |                              | 0-0<br>F3                        |                              | 0-0<br>F3                        |                              | 2                               | 0                            | 0                               | 1                            | 0                               | 1                            | 2                               |   |                                  |                                    |  |
| Chris Speier, R<br>OBP: 0.321, SLG: 0.320  |   | 0-0<br>F8  | 0-0<br>FC6-4  | 4-0<br>S4-3<br>BB                                    |                              | 0-0<br>P4                        |                              |                                  |                              | 3                               | 0                            | 0                               | 0                            | 1                               | 0                            | 3                               |   |                                  |                                    |  |
| Scott Sanderson, R<br>OBP: 0.367, SLG: 0.227<br>Tom Hutton, L<br>OBP: 0.160, SLG: 0.087                              | 0-3<br>K  |  | 0-0<br>K  | 4-0<br>2B<br>FC3-2<br>BB                             | 0-3<br>K                     |                                  | 0-0<br>F9                    |                                  |                              | 2                               | 0                            | 0                               | 0                            | 1                               | 2                            | 1                               |   |                                  |                                    |  |
| <b>Inning Stats</b>  | R: 3<br>E: 0<br>K: 0<br>S: 7                              | H: 4<br>LOB: 1<br>BB: 0<br>P: 7                        | R: 0<br>E: 0<br>K: 1<br>S: 5                            | H: 0<br>LOB: 0<br>BB: 0<br>P: 5                      | R: 2<br>E: 0<br>K: 0<br>S: 5 | H: 2<br>LOB: 2<br>BB: 2<br>P: 13 | R: 4<br>E: 0<br>K: 1<br>S: 7 | H: 2<br>LOB: 1<br>BB: 3<br>P: 19 | R: 0<br>E: 0<br>K: 1<br>S: 4 | H: 0<br>LOB: 0<br>BB: 1<br>P: 8 | R: 0<br>E: 0<br>K: 2<br>S: 7 | H: 0<br>LOB: 0<br>BB: 0<br>P: 7 | R: 0<br>E: 0<br>K: 0<br>S: 4 | H: 1<br>LOB: 1<br>BB: 0<br>P: 4 | R: 0<br>E: 0<br>K: 0<br>S: 3 | H: 0<br>LOB: 0<br>BB: 0<br>P: 3 |   | 1B: 4<br>2B: 4<br>3B: 0<br>HR: 1 | SF: 1<br>SAC: 0<br>DP: 1<br>HBP: 0 | WP: 1<br>PA: 38<br>PB: 0<br>SB: 1<br>CS: 0 |
| <b>PITCHER</b>   | IP WLS BF H R ER SO BB IBB HBP BLK WP HR S P ERA WHIP     |  |   |  |                              |                                  |                              |                                  |                              |                                 |                              |                                 |                              |                                 |                              |                                 |   |                                  |                                    |  |
| Michael LaCoss, R<br>ERA: 6.94<br>Paul Moskau, R<br>ERA: 4.17<br>Joe Price, L<br>ERA: 2.68<br>Scott Brown, R<br>ERA: | (1, 1)<br>3.0 L 19 7 7 7 1 2 0 0 0 0 0 1 6 14 18.00 3.000 | (4, 1)<br>1.0 6 1 2 2 1 2 0 0 0 0 0 1 6 14 18.00 3.000 | (5, 1)<br>3.0 10 1 0 0 3 1 0 0 0 0 0 0 15 19 0.00 0.667 | (8, 1)<br>1.0 3 0 0 0 0 0 0 0 0 0 0 0 3 3 0.00 0.000 |                              |                                  |                              |                                  |                              |                                 |                              |                                 |                              |                                 |                              |                                 |   |                                  |                                    |  |

|     |    |
|-----|----|
| AB  | 31 |
| R   | 9  |
| H   | 9  |
| RBI | 9  |
| BB  | 6  |
| SO  | 5  |
| LOB | 15 |





| Batter   | 1  | 2   | 3   | 4  | 5  | 6   | 7                            | 8                               | 9   | AB                              | R                            | H                               | RBI                          | BB                              | SO                           | LOB  | TOP   |                                    |                                  |        |
|--|--|---|---|--|--|---|------------------------------|---------------------------------|---|---------------------------------|------------------------------|---------------------------------|------------------------------|---------------------------------|------------------------------|--|---|------------------------------------|----------------------------------|--------|
| <b>Dave Collins, S</b> (1, 9)<br>OBP: 0.357, SLG: 0.396  |    |   |   |    |  |     |                              |                                 |     | 4                               | 0                            | 0                               | 0                            | 0                               | 1                            | 0  | <b>Cincinnati Reds @ Montreal Expos</b><br>Olympic Stadium, Montreal, QB<br>Wed Aug 26 1981, 7:05 PM EDT<br>Att: 23,126 - Unknown |                                    |                                  |        |
| <b>Ken Griffey, L</b> (1, 8)<br>OBP: 0.353, SLG: 0.396   |   |   |   |   |  |    |                              |                                 |    | 4                               | 0                            | 0                               | 0                            | 0                               | 1                            | 0  |   |                                    |                                  |        |
| <b>Dave Concepcion, R</b> (1, 6)<br>OBP: 0.352, SLG: 0.429   |   |   |   |   |  |   |                              |                                 |   | 3                               | 0                            | 0                               | 0                            | 0                               | 0                            | 0  |   |                                    |                                  |        |
| <b>George Foster, R</b> (1, 7)<br>OBP: 0.381, SLG: 0.550   |  |  |   |  |  |   |                              |                                 |    | 3                               | 0                            | 1                               | 0                            | 0                               | 1                            | 0  |   |                                    |                                  |        |
| <b>Joe Nolan, L</b> (1, 2)<br>OBP: 0.367, SLG: 0.418   |  |  |   |  |  |   |                              |                                 |    | 3                               | 0                            | 1                               | 0                            | 0                               | 0                            | 0  |   |                                    |                                  |        |
| <b>Ray Knight, R</b> (1, 5)<br>OBP: 0.344, SLG: 0.382  |  |  |   |  |  |   |                              |                                 |    | 3                               | 0                            | 1                               | 0                            | 0                               | 0                            | 2  |   |                                    |                                  |        |
| <b>Dan Driessen, L</b> (1, 3)<br>OBP: 0.343, SLG: 0.361  |   |   |    |  |  |   |                              |                                 |    | 3                               | 0                            | 1                               | 0                            | 0                               | 0                            | 2  |   |                                    |                                  |        |
| <b>Ron Oester, S</b> (1, 4)<br>OBP: 0.332, SLG: 0.390  |  |   |   |  |  |    |                              |                                 |   | 3                               | 0                            | 0                               | 0                            | 0                               | 1                            | 3  |   |                                    |                                  |        |
| <b>Mario Soto, R</b> (1, 1)<br>OBP: 0.077, SLG: 0.053  |  |   |   |  |  |   |                              |                                 |  | 1                               | 0                            | 0                               | 0                            | 0                               | 1                            | 0  |   |                                    |                                  |        |
| <b>Paul Moskau, R</b> (5, 1)<br><b>Junior Kennedy, R</b> (6, PH)<br><b>Doug Bair, R</b> (6, 1)<br><b>Johnny Bench, R</b> (9, PH) |  |   |  |  |  |  |                              |                                 |   | 0                               | 0                            | 0                               | 0                            | 0                               | 0                            | 0  |   |                                    |                                  |        |
| <b>Inning Stats</b>  | R: 0<br>E: 0<br>K: 1<br>S: 5   | H: 0<br>LOB: 0<br>BB: 0<br>P: 5   | R: 0<br>E: 0<br>K: 1<br>S: 5  | H: 1<br>LOB: 0<br>BB: 0<br>P: 5  | R: 0<br>E: 0<br>K: 1<br>S: 5   | H: 0<br>LOB: 0<br>BB: 0<br>P: 5   | R: 0<br>E: 0<br>K: 0<br>S: 3 | H: 0<br>LOB: 0<br>BB: 0<br>P: 3 | R: 0<br>E: 0<br>K: 1<br>S: 7  | H: 2<br>LOB: 2<br>BB: 0<br>P: 7 | R: 0<br>E: 0<br>K: 0<br>S: 3 | H: 0<br>LOB: 0<br>BB: 0<br>P: 3 | R: 0<br>E: 0<br>K: 0<br>S: 3 | H: 1<br>LOB: 0<br>BB: 0<br>P: 3 | R: 0<br>E: 0<br>K: 1<br>S: 5 | H: 0<br>LOB: 0<br>BB: 0<br>P: 5  | 1B: 4<br>2B: 0<br>3B: 0<br>HR: 0  | SF: 0<br>SAC: 0<br>DP: 1<br>HBP: 0 | WP: 0<br>PB: 0<br>SB: 0<br>CS: 1 | PA: 30 |
| <b>PITCHER</b><br><b>Bill Gullickson, R</b> (1, 1)<br>ERA: 2.72  | IP: 9.0<br>WLS: W<br>BF: 29<br>H: 4<br>R: 0<br>ER: 0<br>SO: 6<br>BB: 0<br>IBB: 0<br>HBP: 0<br>BLK: 0<br>WP: 0<br>HR: 0<br>S: 41<br>P: 41<br>ERA: 0.00<br>WHIP: 0.444 |   |   |  |  |   |                              |                                 |   |                                 |                              |                                 |                              |                                 |                              | <b>PITCHER</b><br>IP: WLS: BF: H: R: ER: SO: BB: IBB: HBP: BLK: WP: HR: S: P: ERA: WHIP: |   |                                    |                                  |        |

| Batter  | 1   | 2   | 3   | 4   | 5  | 6   | 7   | 8                               | 9   | AB                               | R                            | H                               | RBI                          | BB                              | SO                           | LOB  | BOTTOM  |                                    |                                  |        |
|---|---|---|---|---|--|---|---|---------------------------------|---|----------------------------------|------------------------------|---------------------------------|------------------------------|---------------------------------|------------------------------|--|---|------------------------------------|----------------------------------|--------|
| <b>Tim Raines, S</b> (1, 7)<br>OBP: 0.395, SLG: 0.430   |    |   |   |   |  |   |   |                                 |   | 1                                | 2                            | 1                               | 0                            | 1                               | 0                            | 0  | <b>Cincinnati Reds @ Montreal Expos</b><br>Olympic Stadium, Montreal, QB<br>Wed Aug 26 1981, 7:05 PM EDT<br>Att: 23,126 - Unknown |                                    |                                  |        |
| <b>Terry Francona, L</b> (5, PH)<br>OBP: 0.300, SLG: 0.222  |   |   |  |   |  |   |  |                                 |   | 2                                | 1                            | 1                               | 0                            | 0                               | 0                            | 0  |   |                                    |                                  |        |
| <b>Rodney Scott, S</b> (1, 4)<br>OBP: 0.319, SLG: 0.248   |    |   |  |   |  |   |  |                                 |   | 3                                | 0                            | 0                               | 0                            | 0                               | 3                            | 2  |   |                                    |                                  |        |
| <b>Andre Dawson, R</b> (1, 8)<br><b>Jerry White, S</b> (8, 8)<br>OBP: 0.325, SLG: 0.405   |    |   |  |   |  |   |  |                                 |   | 3                                | 1                            | 2                               | 2                            | 1                               | 0                            | 0  |   |                                    |                                  |        |
| <b>Gary Carter, R</b> (1, 2)<br><b>Bobby Ramos, R</b> (6, PR)<br>OBP: 0.237, SLG: 0.306   |    |   |  |   |  |   |  |                                 |   | 3                                | 1                            | 2                               | 4                            | 0                               | 0                            | 1  |   |                                    |                                  |        |
| <b>Warren Cromartie, L</b> (1, 9)<br>OBP: 0.337, SLG: 0.395   |    |   |  |   |  |   |  |                                 |   | 4                                | 0                            | 1                               | 0                            | 0                               | 0                            | 1  |   |                                    |                                  |        |
| <b>John Milner, L</b> (1, 3)<br>OBP: 0.294, SLG: 0.355  |   |  |   |  |  |   |   |                                 |  | 3                                | 0                            | 0                               | 0                            | 1                               | 0                            | 2  |   |                                    |                                  |        |
| <b>Larry Parrish, R</b> (1, 5)<br>OBP: 0.267, SLG: 0.323  |   |  |   |  |  |  |   |                                 |   | 3                                | 0                            | 0                               | 0                            | 0                               | 1                            | 1  |   |                                    |                                  |        |
| <b>Chris Speier, R</b> (1, 6)<br>OBP: 0.317, SLG: 0.315   |   |  |   |  |  |  |   |                                 |   | 3                                | 0                            | 0                               | 0                            | 0                               | 0                            | 0  |   |                                    |                                  |        |
| <b>Bill Gullickson, R</b> (1, 1)<br>OBP: 0.176, SLG: 0.182  |   |   |  |   |  |   |  |                                 |   | 2                                | 1                            | 0                               | 0                            | 1                               | 0                            | 0  |   |                                    |                                  |        |
| <b>Inning Stats</b>   | R: 1<br>E: 0<br>K: 1<br>S: 7  | H: 2<br>LOB: 1<br>BB: 0<br>P: 7   | R: 0<br>E: 0<br>K: 1<br>S: 5  | H: 0<br>LOB: 0<br>BB: 0<br>P: 5   | R: 3<br>E: 0<br>K: 1<br>S: 7   | H: 2<br>LOB: 1<br>BB: 1<br>P: 11  | R: 0<br>E: 0<br>K: 0<br>S: 2  | H: 0<br>LOB: 0<br>BB: 1<br>P: 6 | R: 2<br>E: 0<br>K: 0<br>S: 5  | H: 3<br>LOB: 2<br>BB: 2<br>P: 13 | R: 0<br>E: 0<br>K: 0<br>S: 3 | H: 0<br>LOB: 0<br>BB: 0<br>P: 3 | R: 0<br>E: 0<br>K: 1<br>S: 5 | H: 0<br>LOB: 0<br>BB: 0<br>P: 5 | R: 0<br>E: 0<br>K: 0<br>S: 3 | H: 0<br>LOB: 0<br>BB: 0<br>P: 3  | 1B: 4<br>2B: 1<br>3B: 1<br>HR: 1  | SF: 0<br>SAC: 1<br>DP: 1<br>HBP: 0 | WP: 0<br>PB: 0<br>SB: 3<br>CS: 0 | PA: 33 |
| <b>PITCHER</b><br><b>Mario Soto, R</b> (1, 1)<br>ERA: 3.49<br><b>Paul Moskau, R</b> (5, 1)<br>ERA: 4.14<br><b>Doug Bair, R</b> (6, 1)<br>ERA: 5.5 | IP: 4.2<br>WLS: L<br>BF: 23<br>H: 7<br>R: 6<br>ER: 6<br>SO: 3<br>BB: 3<br>IBB: 1<br>HBP: 0<br>BLK: 0<br>WP: 0<br>HR: 1<br>S: 25<br>P: 41<br>ERA: 11.57<br>WHIP: 2.143 |   |   |   |  |   |   |                                 |   |                                  |                              |                                 |                              |                                 |                              | <b>PITCHER</b><br>IP: WLS: BF: H: R: ER: SO: BB: IBB: HBP: BLK: WP: HR: S: P: ERA: WHIP: |   |                                    |                                  |        |

|     |    |
|-----|----|
| AB  | 29 |
| R   | 0  |
| H   | 4  |
| RBI | 0  |
| BB  | 0  |
| SO  | 6  |
| LOB | 7  |





| Batter  | 1   | 2   | 3   | 4   | 5   | 6   | 7   | 8   | 9   | AB R H RBI BB SO LOB   | TOP   |
|---|---|---|---|---|---|---|---|---|---|--|---|
| Dave Collins, S (1,9) X<br>OBP: 0.353, SLG: 0.390   | E3<br>G3-6  |   |   | F8  |   |   | F8  |   | K   | 4 0 0 0 0 1 0  | <b>Cincinnati Reds @ Montreal Expos</b><br>Olympic Stadium, Montreal, QB<br>Thu Aug 27 1981, 7:05 PM EDT<br>Att: 30,874 - Unknown |
| Ken Griffey, L (1,8) X<br>OBP: 0.353, SLG: 0.395  | G3-6<br>1-2   |   |   | F7  |   |   | FC5-4<br>1B   |   |   | 3 0 1 0 0 0 1  |   |
| Dave Concepcion, R (1,6) X<br>OBP: 0.349, SLG: 0.424  | F3  |   |   | K   |   |   | F8  |   |   | 3 0 0 0 0 1 1  |   |
| George Foster, R (1,7) X<br>OBP: 0.377, SLG: 0.544  |   | K   |   |   | K   |   | FC5-4<br>1-2  |   |   | 3 0 0 0 0 2 1  |   |
| Ray Knight, R (1,5) X<br>OBP: 0.344, SLG: 0.379   |   | 6-3   |   |   |   |   | F9  |   |   | 2 0 0 0 1 0 0  |   |
| Dan Driessen, L (1,3) X<br>OBP: 0.338, SLG: 0.355   |   |   |   |   | G4-6-3<br>BB  |   | F9  |   |   | 3 0 0 0 0 0 1  |   |
| Ron Oester, S (1,4) X<br>OBP: 0.328, SLG: 0.385   |   |   |   |   |   |   |   |   |   | 3 0 0 0 0 0 0  |   |
| Mike O'Berry, R (1,2) X<br>OBP: 0.267, SLG: 0.294   |   |   |   |   |   |   |   |   |   | 2 0 0 0 0 0 0  |   |
| Mike Vail, R (9,PH) X<br>OBP: 0.143, SLG: 0.143   |   |   |   |   |   |   |   |   |   | 1 0 0 0 0 0 0  |   |
| Frank Pastore, R (1,1) X<br>OBP: 0.100, SLG: 0.100<br>Junior Kennedy, R (6,PH) X<br>OBP: 0.113, SLG: 0.120<br>Joe Price, R (6,1) X<br>OBP: 0.113, SLG: 0.120<br>Scott Brown, R (6,1) X<br>OBP: 0.113, SLG: 0.120<br>Tom Hume, R (6,1) X<br>OBP: 0.113, SLG: 0.120<br>Larry Blittner, L (6,PH) X<br>OBP: 0.113, SLG: 0.120 |   |   |   |   |   |   |   |   |   | 1 0 0 0 0 0 0<br>1 0 0 0 0 0 0<br>0 0 0 0 0 0 0<br>0 0 0 0 0 0 0<br>0 0 0 0 0 0 0<br>1 0 0 0 0 0 0 |   |
| <b>Inning Stats</b>   | R: 0 H: 0<br>E: 1 LOB: 0<br>K: 0 BB: 0<br>S: 3 P: 3   | R: 0 H: 0<br>E: 0 LOB: 0<br>K: 1 BB: 0<br>S: 5 P: 5 | R: 0 H: 0<br>E: 0 LOB: 0<br>K: 0 BB: 0<br>S: 3 P: 3 | R: 0 H: 0<br>E: 0 LOB: 0<br>K: 1 BB: 0<br>S: 5 P: 5 | R: 0 H: 0<br>E: 0 LOB: 0<br>K: 1 BB: 1<br>S: 4 P: 8 | R: 0 H: 0<br>E: 0 LOB: 0<br>K: 0 BB: 0<br>S: 3 P: 3 | R: 0 H: 1<br>E: 0 LOB: 1<br>K: 0 BB: 0<br>S: 4 P: 4 | R: 0 H: 0<br>E: 0 LOB: 0<br>K: 0 BB: 0<br>S: 3 P: 3 | R: 0 H: 0<br>E: 0 LOB: 0<br>K: 1 BB: 5<br>S: 5 P: 5 | 1B: 1 SF: 0<br>2B: 0 SAC: 0<br>3B: 0 DP: 2<br>HR: 0 HBP: 0   | WP: 0 PA: 28<br>PB: 0<br>SB: 0<br>CS: 0   |
| <b>PITCHER</b>  | IP WLS BF H R ER SO BB IBB HBP BLK WP HR S P ERA WHIP |   |   |   |   |   |   |   |   |  |   |
| Ray Burris, R (1,1) X<br>ERA: 2.86  | 8.0 W 25 1 0 0 3 1 0 0 0 0 0 0 30 34 0.00 0.250       |   |   |   |   |   |   |   |   |  |   |
| Jeff Reardon, R (9,1) X<br>ERA: 3.03  | 1.0 3 0 0 0 1 0 0 0 0 0 0 0 5 5 0.00 0.000            |   |   |   |   |   |   |   |   |  |   |

|     |    |
|-----|----|
| AB  | 27 |
| R   | 0  |
| H   | 1  |
| RBI | 0  |
| BB  | 1  |
| SO  | 4  |
| LOB | 4  |



| Batter  | 1   | 2   | 3  | 4   | 5   | 6   | 7   | 8   | 9   | AB R H RBI BB SO LOB  | BOTTOM  |
|---|---|---|--|---|---|---|---|---|---|---|---|
| Terry Francona, L (1,7) X<br>OBP: 0.333, SLG: 0.286   | G3  |   | 3-1  | 4-3   |   |   |   |   |   | 5 1 2 3 0 0 1   | <b>Cincinnati Reds @ Montreal Expos</b><br>Olympic Stadium, Montreal, QB<br>Thu Aug 27 1981, 7:05 PM EDT<br>Att: 30,874 - Unknown |
| Rodney Scott, S (1,4) X<br>OBP: 0.317, SLG: 0.243   | K   |   | 1B WP<br>E BB  |   | 4-3   | E6<br>1B  | 4-3   |   |   | 4 1 0 0 1 1 2   |   |
| Andre Dawson, R (1,8) X<br>OBP: 0.614, SLG: 0.614<br>Jerry White, S (6,8) X<br>OBP: 0.321, SLG: 0.400     | 5-3   |   | E<br>1B BB   |   | 6-3   | K   |   |   |   | 3 1 0 0 1 1 2<br>1 0 0 0 0 0 0                              |   |
| Gary Carter, R (1,2) X<br>OBP: 0.320, SLG: 0.455<br>Bobby Ramos, R (8,2) X<br>OBP: 0.231, SLG: 0.297      |   | K   | E6<br>1B 1B  |   | E5<br>1B  |   | 4-1   |   |   | 4 1 3 1 0 1 0<br>1 0 0 0 0 0 0                              |   |
| Warren Cromartie, L (1,9) X<br>OBP: 0.336, SLG: 0.392<br>Tim Wallach, R (8,9) X<br>OBP: 0.250, SLG: 0.336 |   | F8  | HR<br>1B   |   | F7  | F7  |   |   |   | 4 1 1 2 0 0 3<br>1 0 1 0 0 0 0                              |   |
| John Milner, L (1,3) X<br>OBP: 0.316, SLG: 0.430<br>Tom Hutton, L (7,3) X<br>OBP: 0.148, SLG: 0.080       |   |   | 2B<br>1H<br>HR                                       |   |   | 1B<br>2B 1B   |   |   |   | 3 2 3 2 0 0 0<br>2 0 0 0 0 0 1                              |   |
| Larry Parrish, R (1,5) X<br>OBP: 0.271, SLG: 0.326<br>Brad Mills, L (6,5) X<br>OBP: 0.271, SLG: 0.326     |   | F8  | K  |   |   | 2B 1B   |   |   |   | 4 2 2 0 0 1 1<br>0 0 0 0 0 0 0                              |   |
| Chris Speier, R (1,6) X<br>OBP: 0.325, SLG: 0.325   |   |   | 3-1<br>E SH3-4<br>BB                                 |   | F8  | SH1-3<br>1B 2B  |   |   |   | 3 3 2 2 1 0 0   |   |
| Ray Burris, R (1,1) X<br>OBP: 0.250, SLG: 0.167<br>Jeff Reardon, R (9,1) X<br>ERA: 3.03                   |   |   | SH3-4<br>1-2   |   | 6-3   | SH1-3<br>2-3  |   |   |   | 2 0 0 0 0 0 2<br>0 0 0 0 0 0 0                              |   |
| <b>Inning Stats</b>   | R: 0 H: 0<br>E: 0 LOB: 0<br>K: 1 BB: 0<br>S: 5 P: 5   | R: 0 H: 1<br>E: 0 LOB: 1<br>K: 1 BB: 0<br>S: 6 P: 6 | R: 6 H: 3<br>E: 1 LOB: 3<br>K: 1 BB: 3<br>S: 8 P: 20 | R: 0 H: 0<br>E: 0 LOB: 0<br>K: 0 BB: 0<br>S: 3 P: 3 | R: 0 H: 1<br>E: 1 LOB: 1<br>K: 0 BB: 0<br>S: 4 P: 4 | R: 4 H: 5<br>E: 1 LOB: 2<br>K: 1 BB: 0<br>S: 11 P: 11 | R: 2 H: 3<br>E: 0 LOB: 1<br>K: 0 BB: 0<br>S: 6 P: 6 | R: 0 H: 1<br>E: 0 LOB: 1<br>K: 0 BB: 0<br>S: 4 P: 4 | R: 0 H: 0<br>E: 0 LOB: 0<br>K: 1 BB: 5<br>S: 5 P: 5 | 1B: 11 SF: 0<br>2B: 2 SAC: 2<br>3B: 0 DP: 0<br>HR: 1 HBP: 0 |   |
| <b>PITCHER</b>  | IP WLS BF H R ER SO BB IBB HBP BLK WP HR S P ERA WHIP |   |  |   |   |   |   |   |   |   |   |
| Frank Pastore, R (1,1) X<br>ERA: 3.76   | 5.0 L 23 5 6 1 3 3 0 0 0 0 0 0 26 38 1.80 1.600       |   |  |   |   |   |   |   |   |   |   |
| Joe Price, L (6,1) X<br>ERA: 3.32   | 0.1 6 4 4 3 0 0 0 0 0 0 0 6 6 81.00 12.000            |   |  |   |   |   |   |   |   |   |   |
| Scott Brown, R (6,1) X<br>ERA: 3.0  | 1.2 9 4 2 2 1 0 0 0 0 0 0 11 11 10.80 2.400           |   |  |   |   |   |   |   |   |   |   |
| Tom Hume, R (8,1) X<br>ERA: 3.05  | 1.0 4 1 0 0 0 0 0 0 0 0 0 4 4 0.00 1.000              |   |  |   |   |   |   |   |   |   |   |

|     |    |
|-----|----|
| AB  | 37 |
| R   | 12 |
| H   | 14 |
| RBI | 10 |
| BB  | 3  |
| SO  | 4  |
| LOB | 12 |



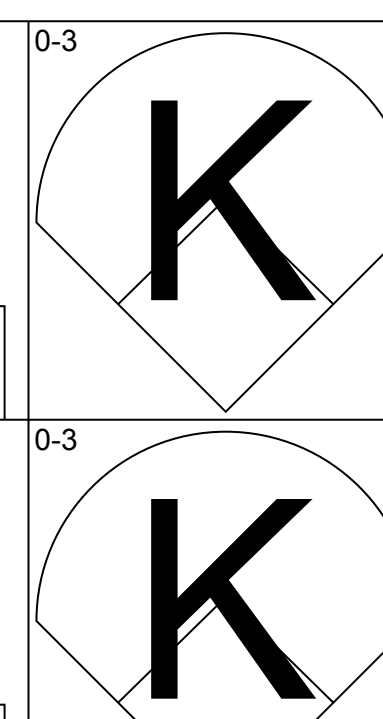
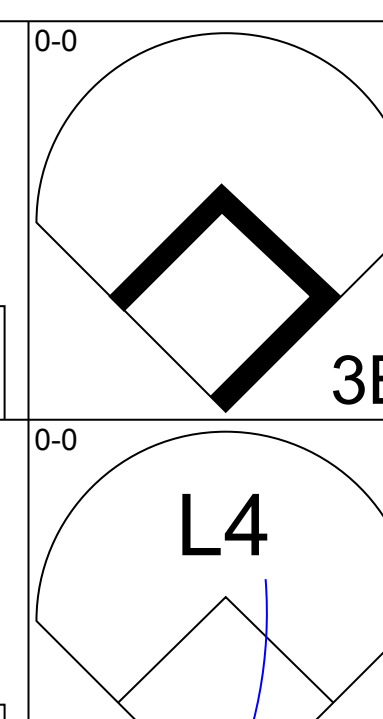
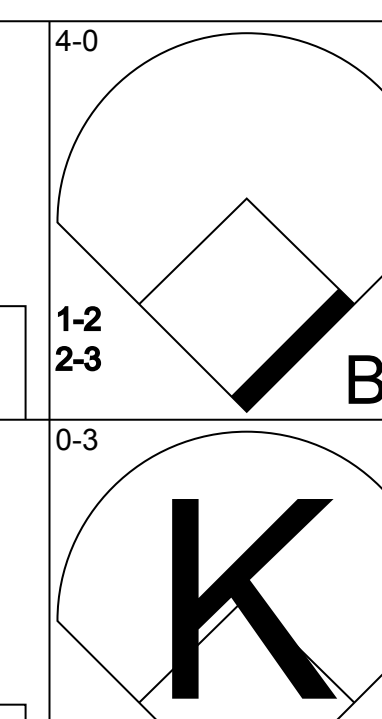
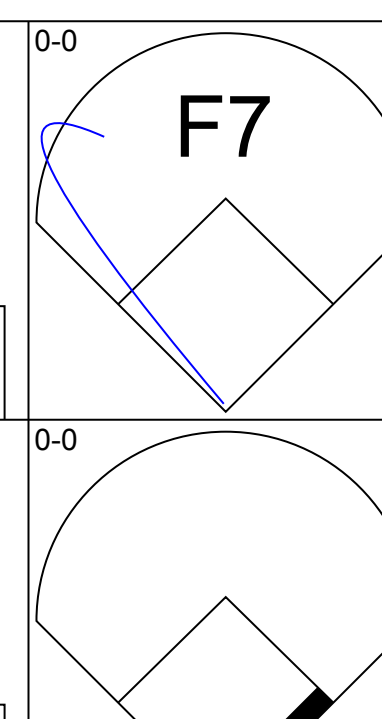
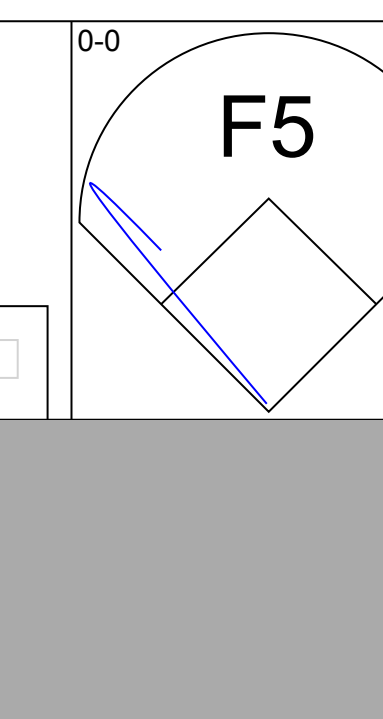
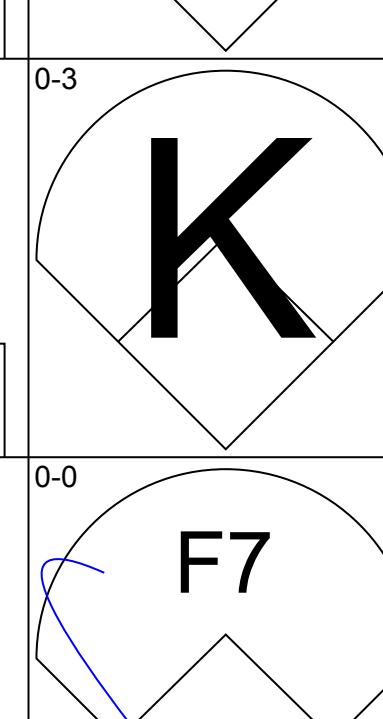
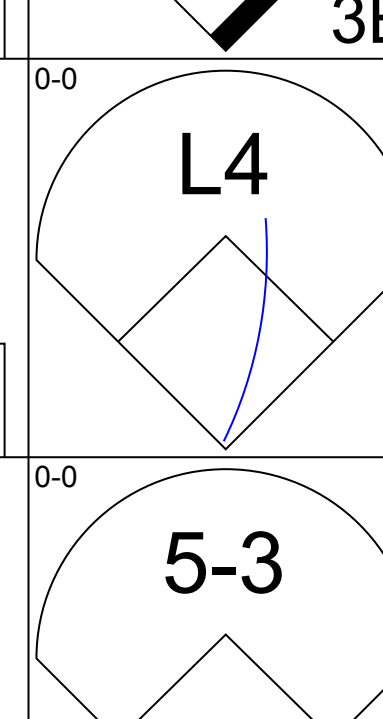
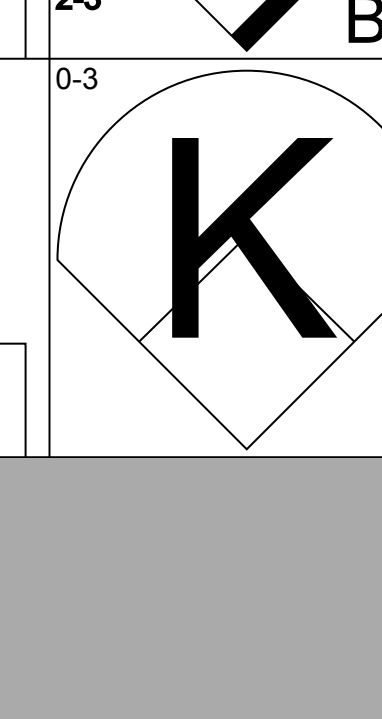
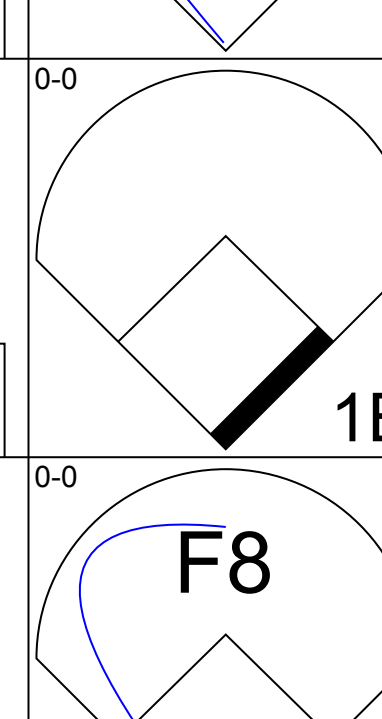
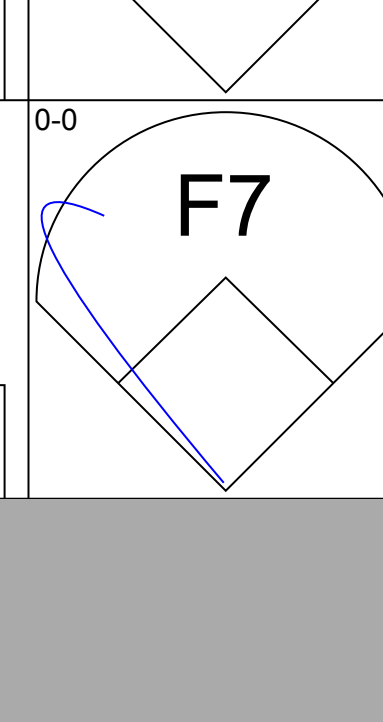
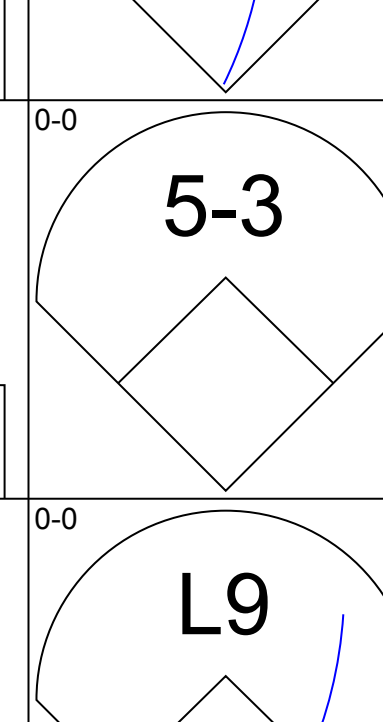
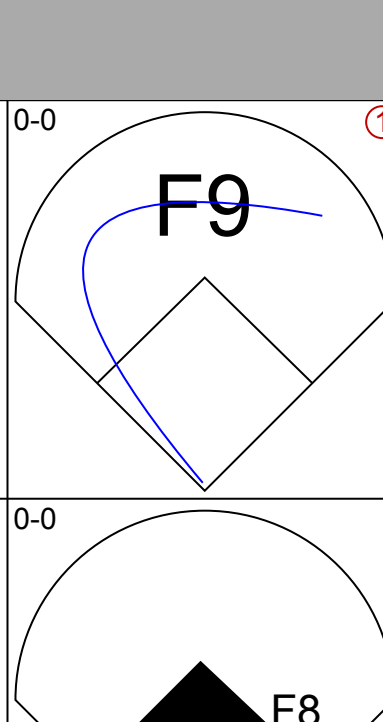
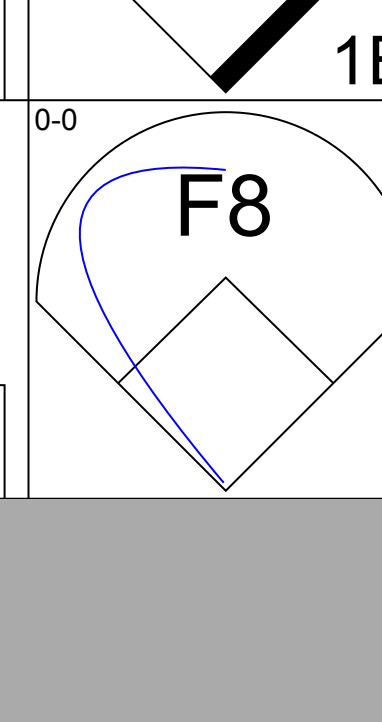
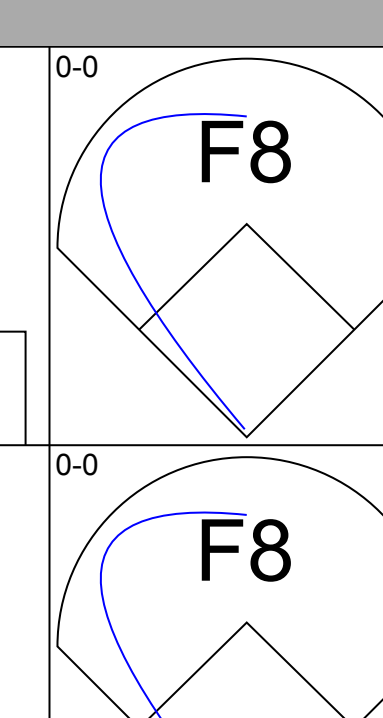
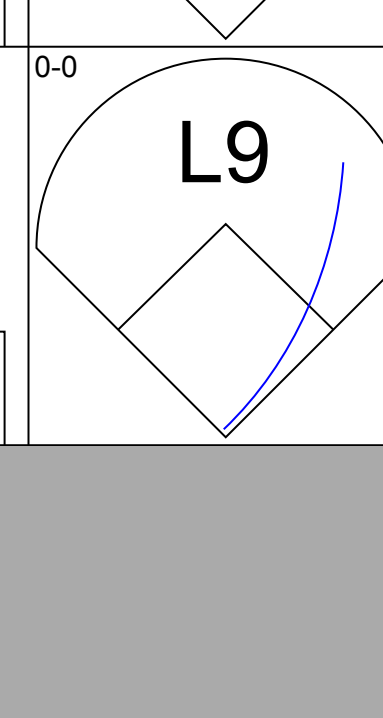
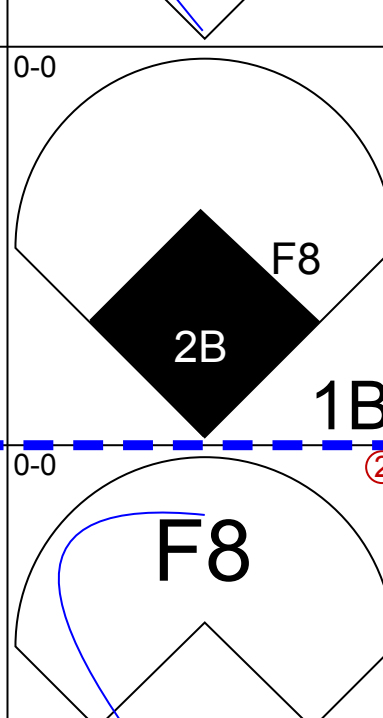


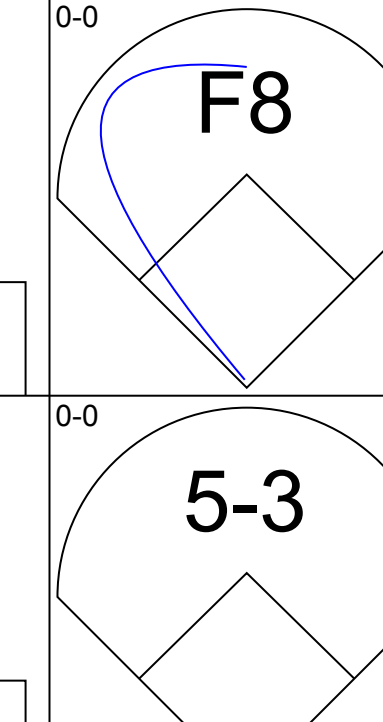
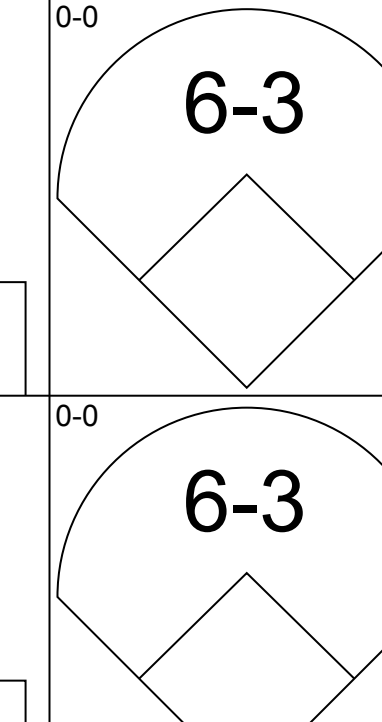
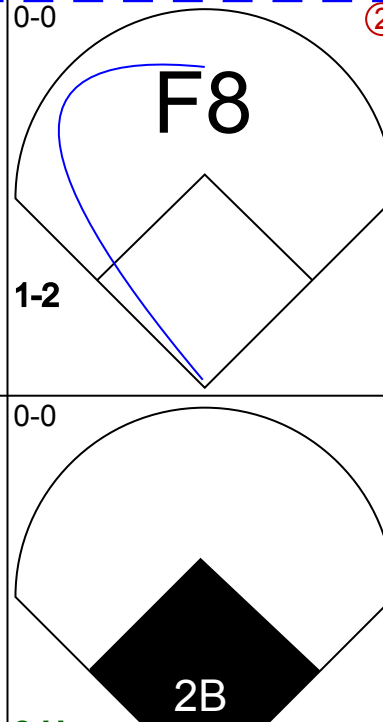


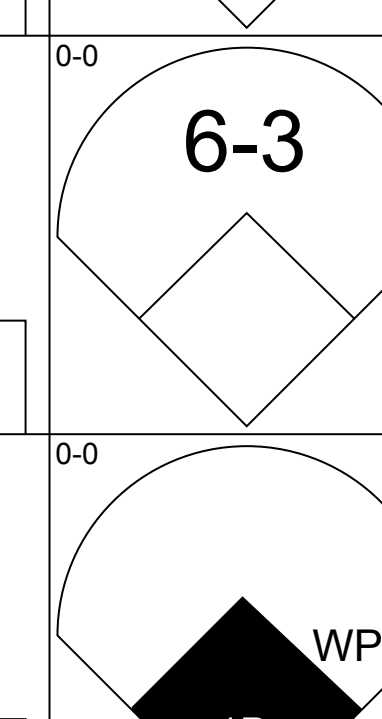
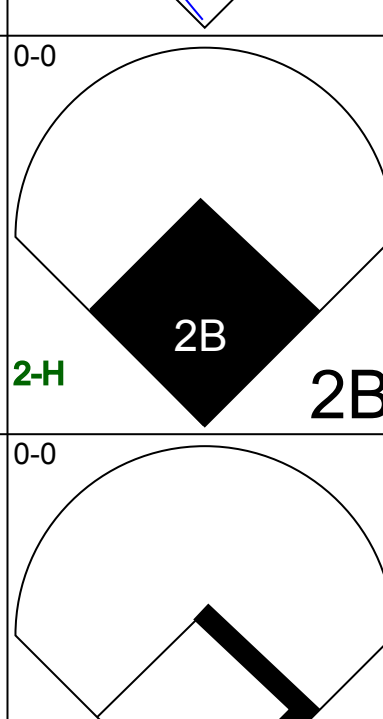

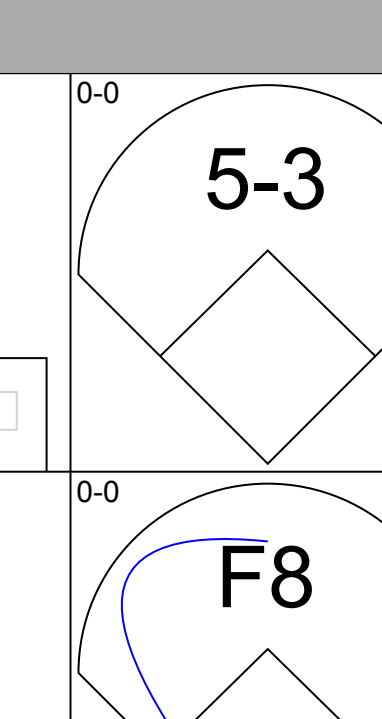
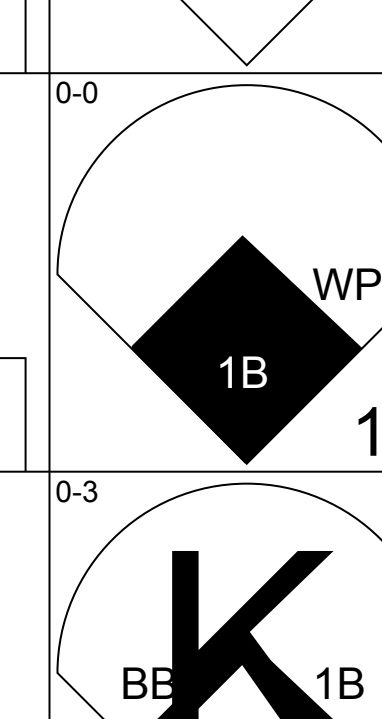
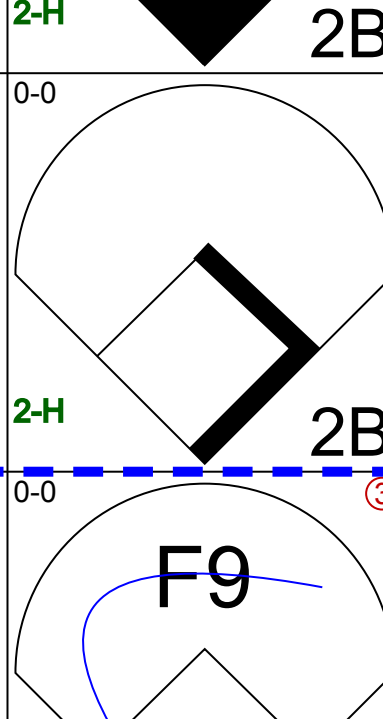
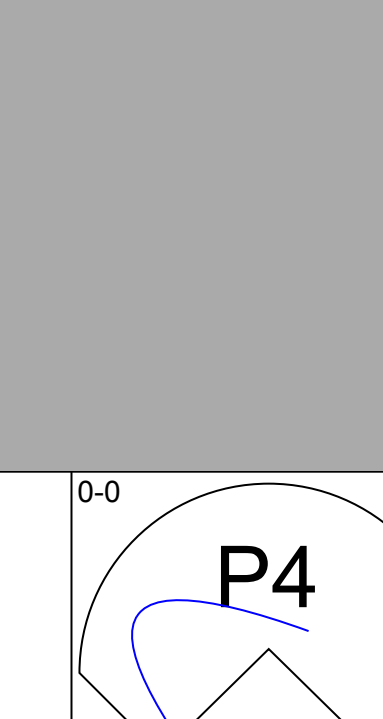
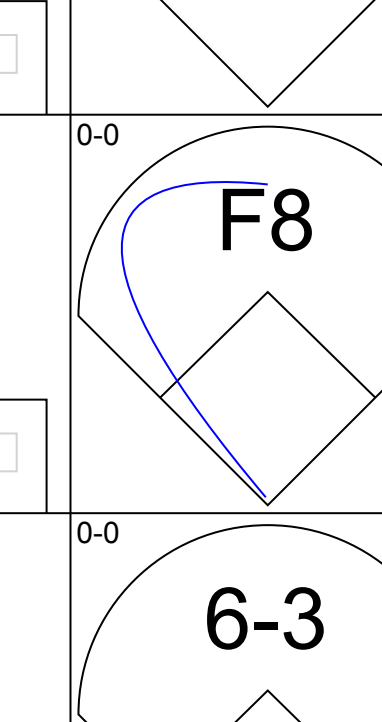
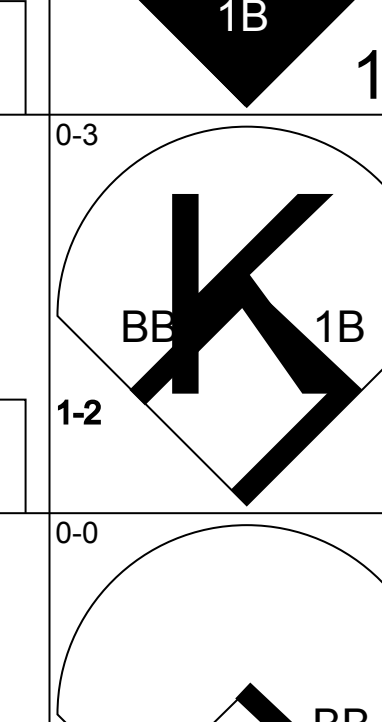
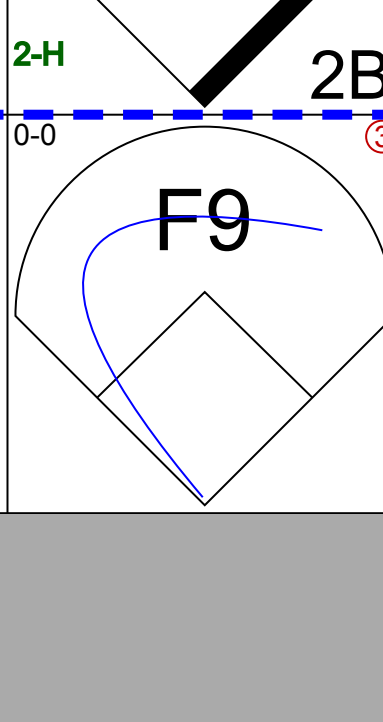
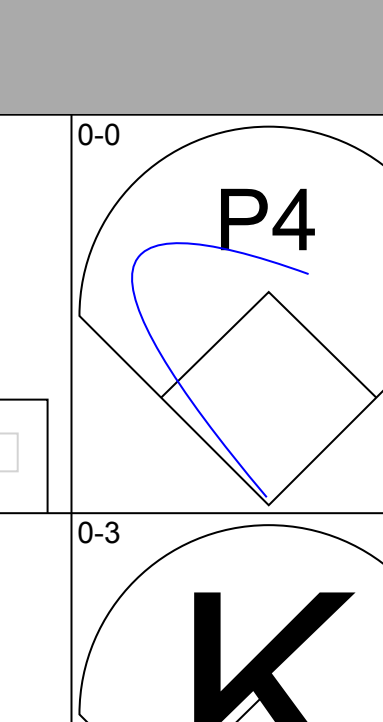
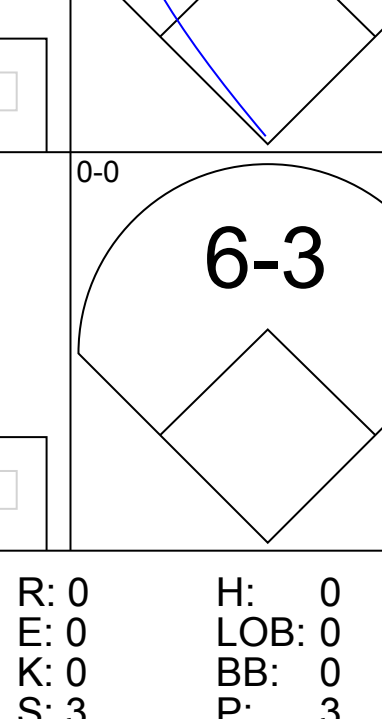
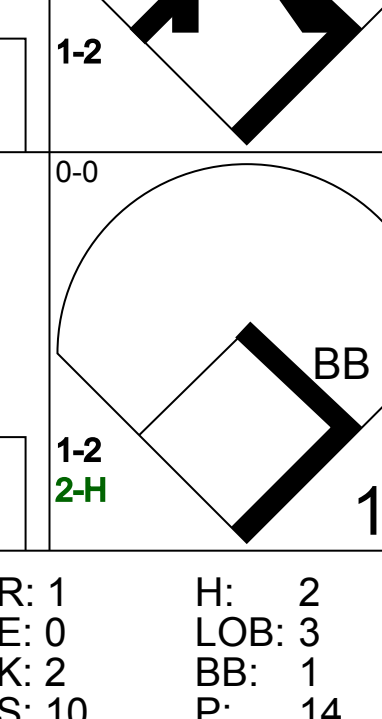
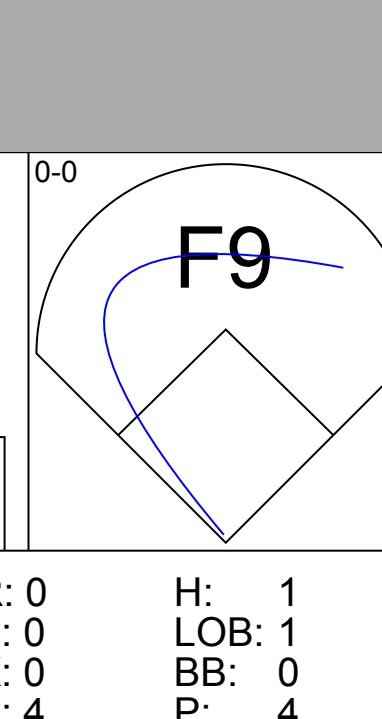
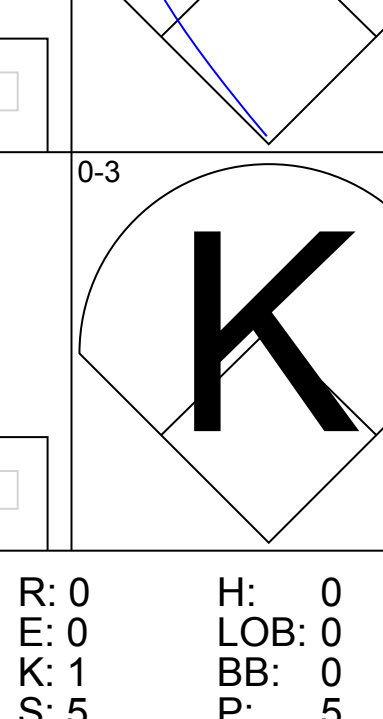


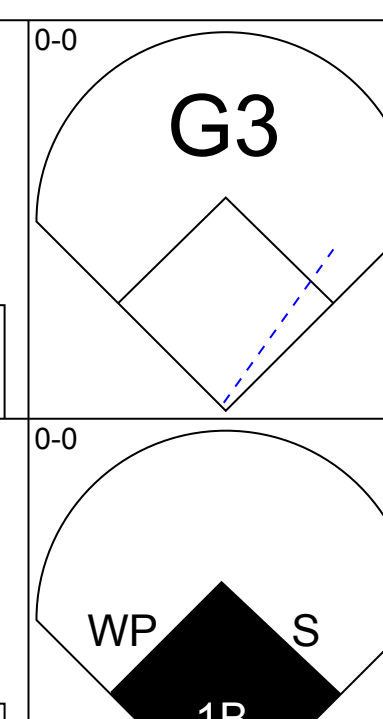
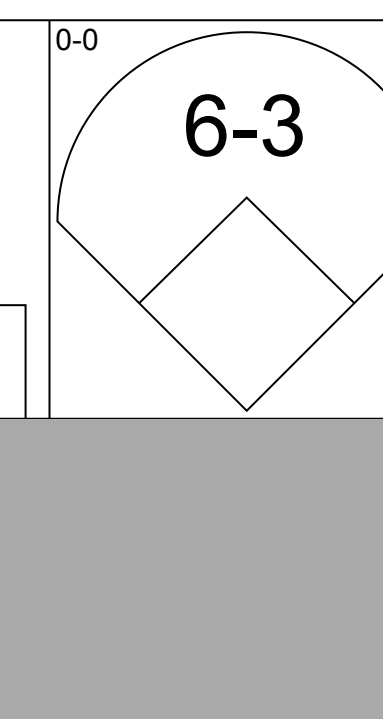
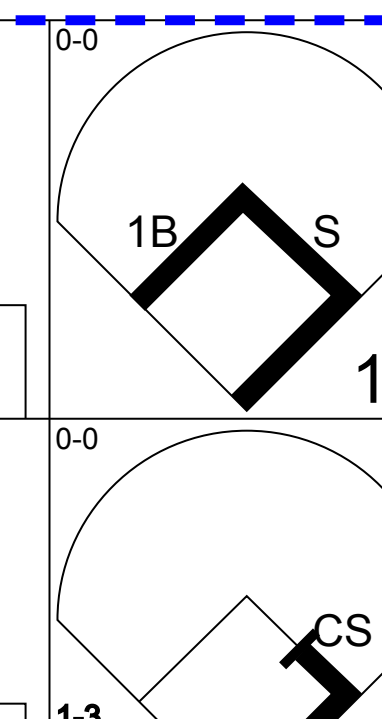
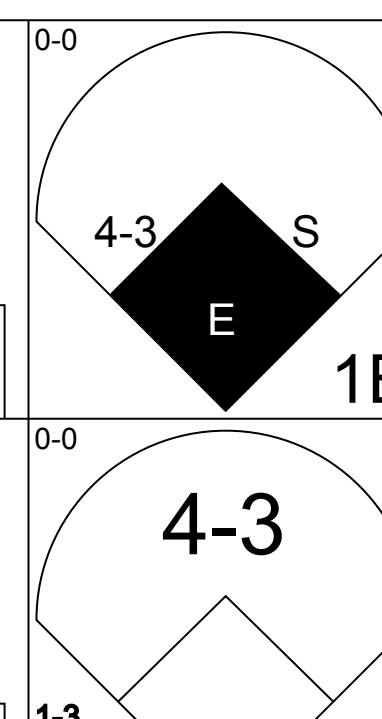
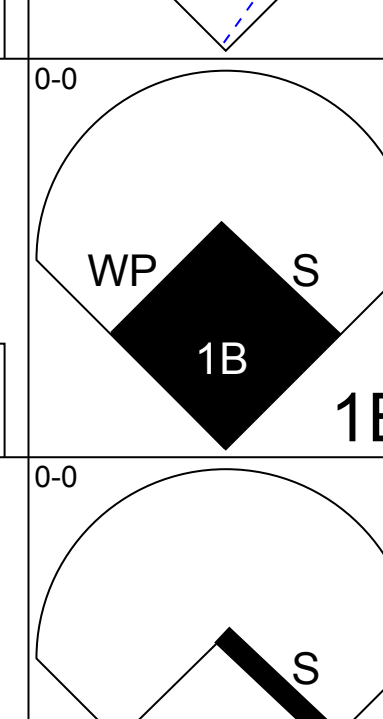
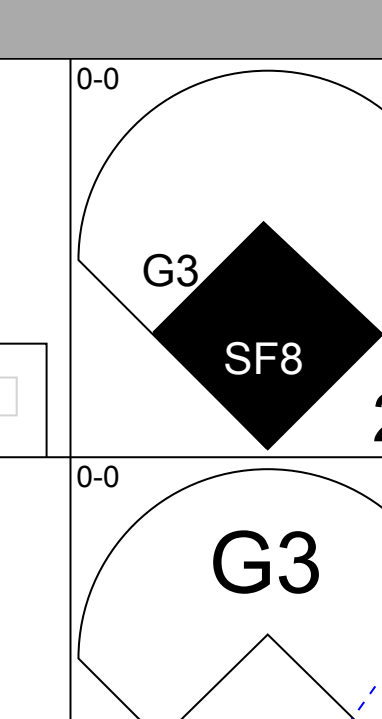
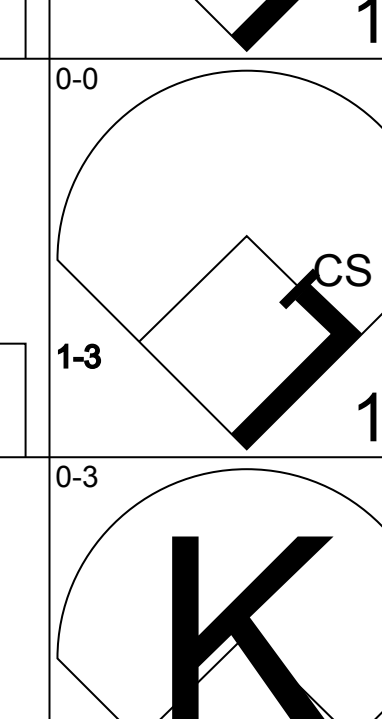
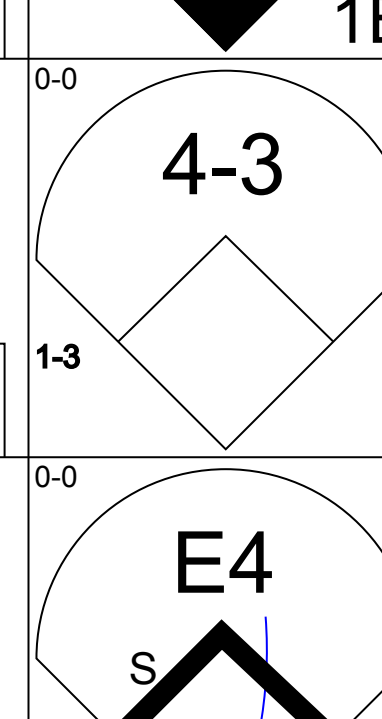
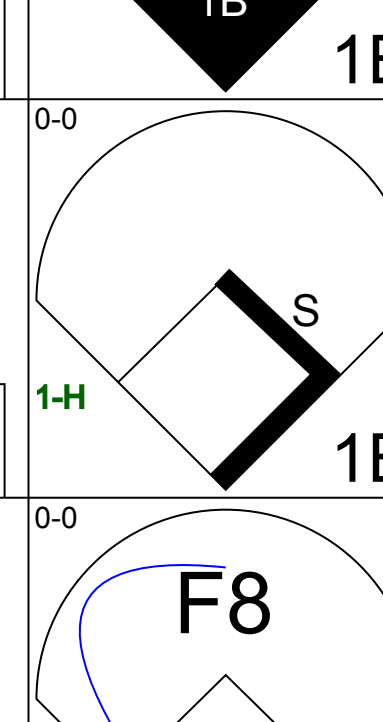
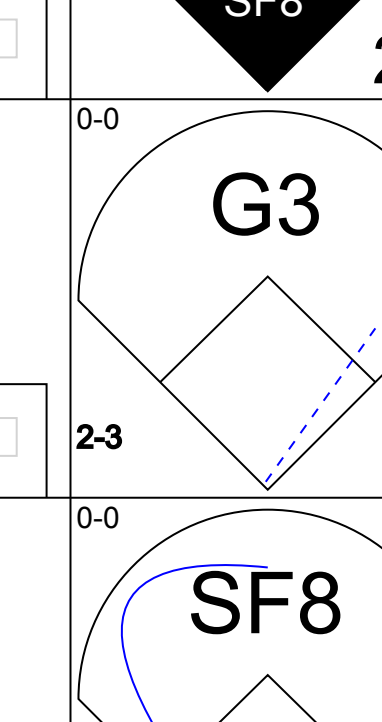
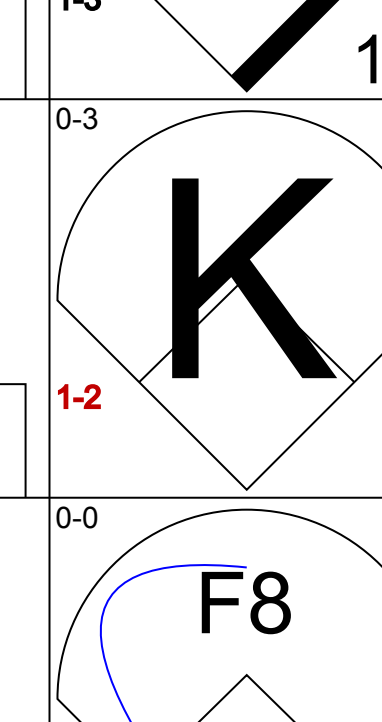
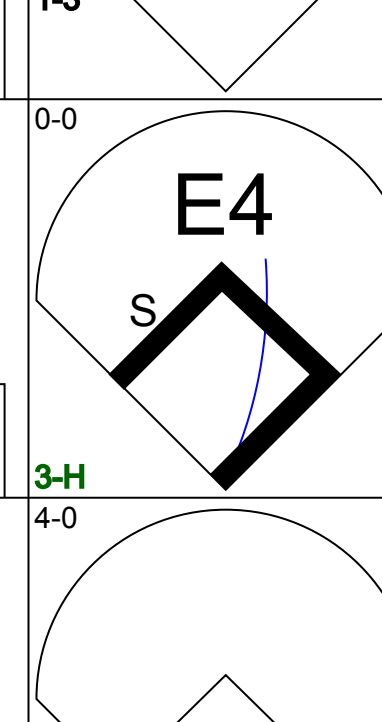
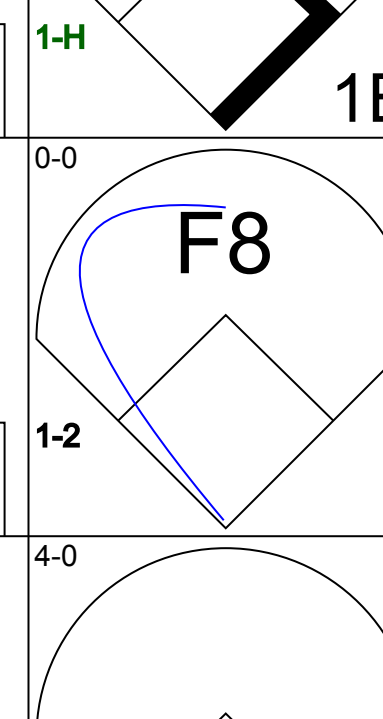
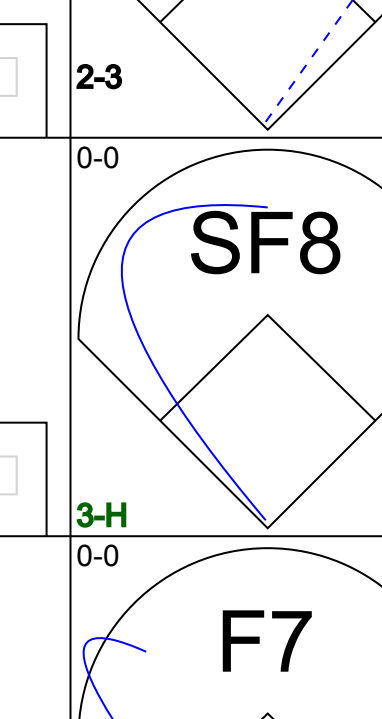
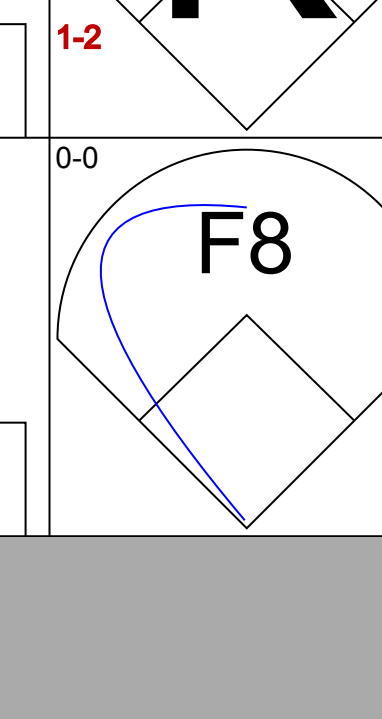
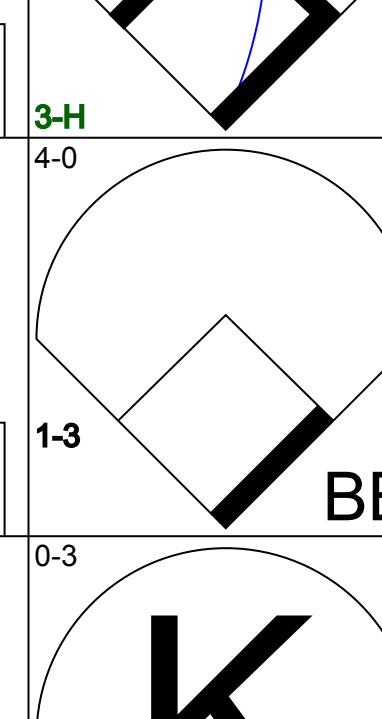
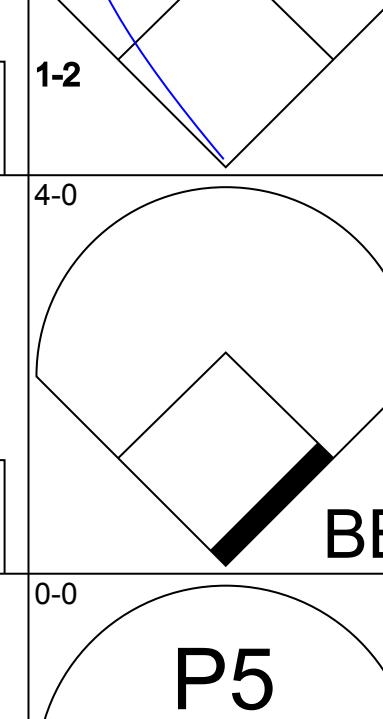
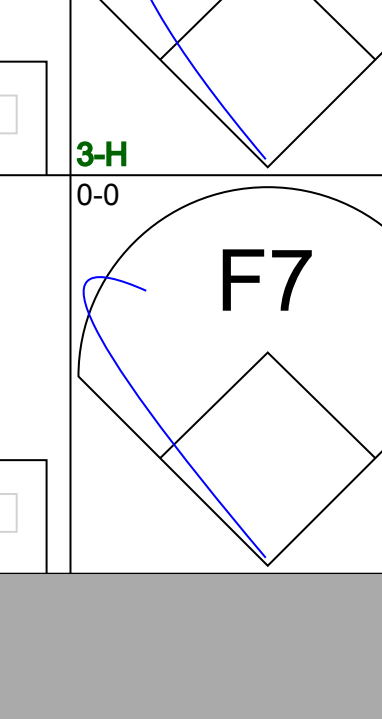
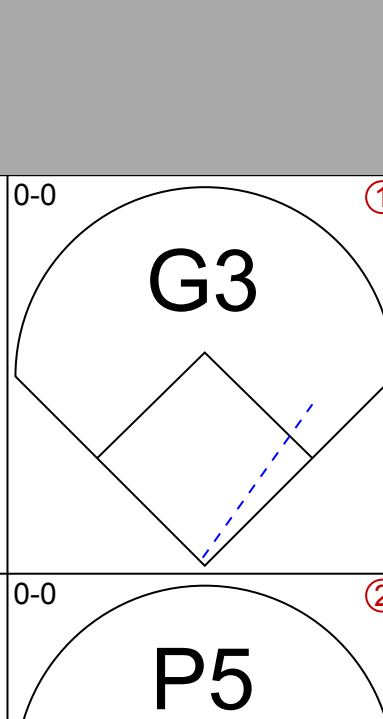
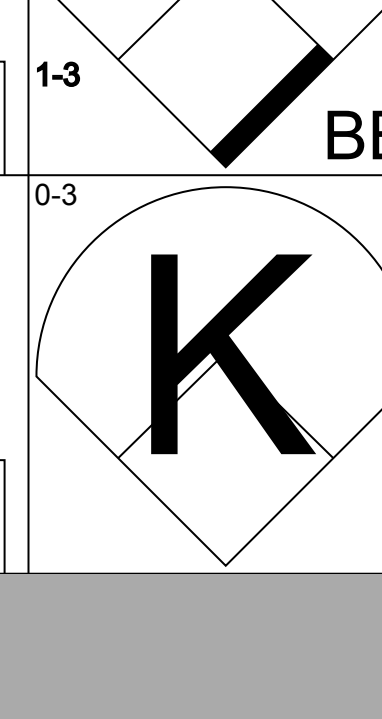
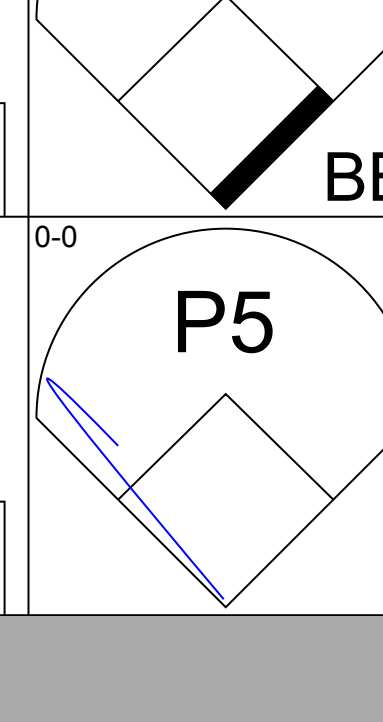
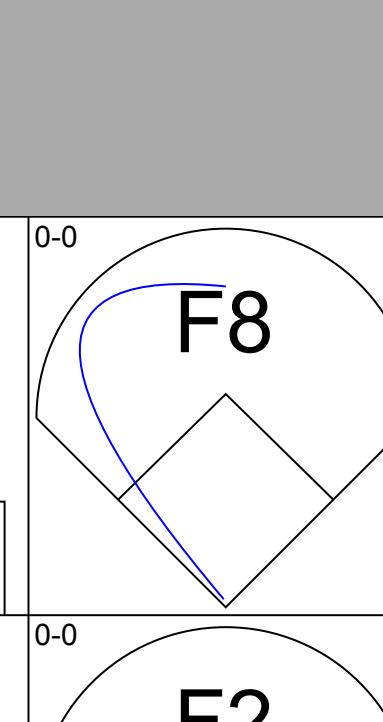
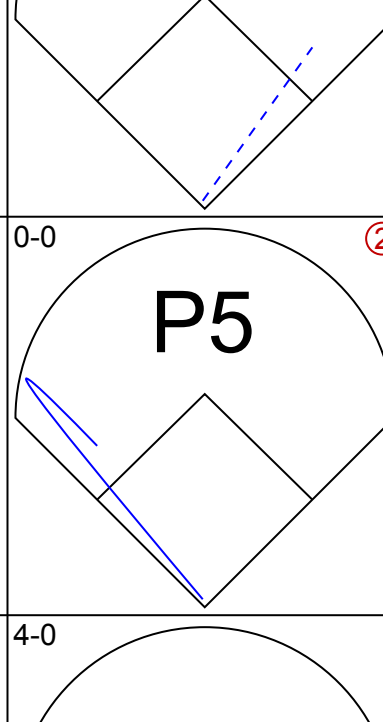

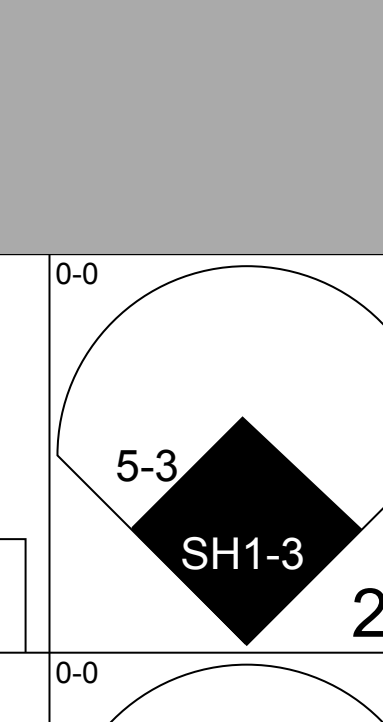
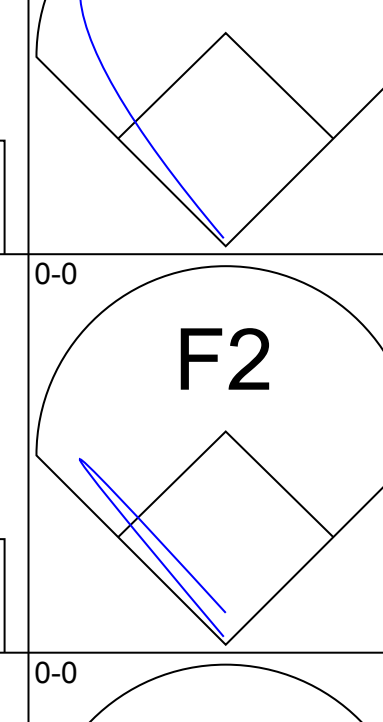
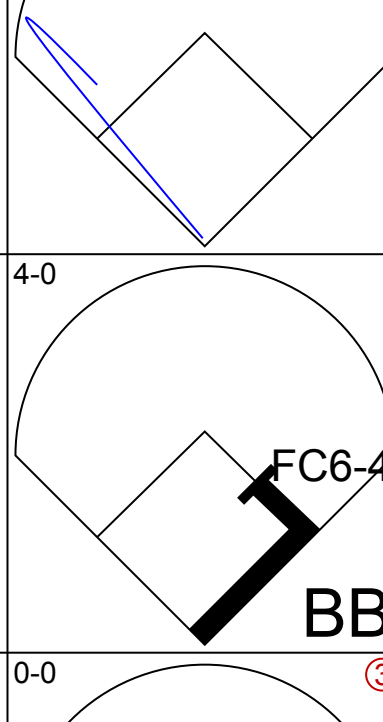

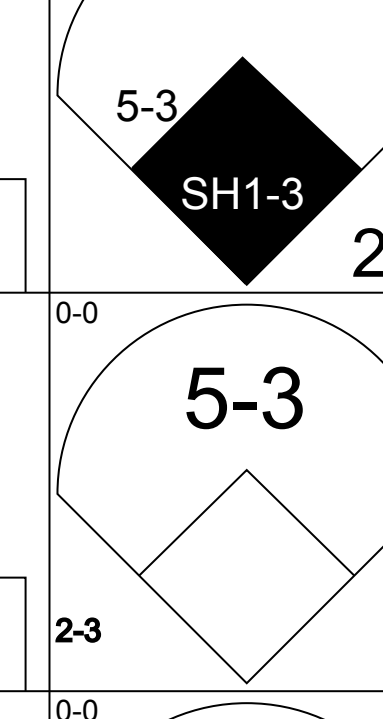
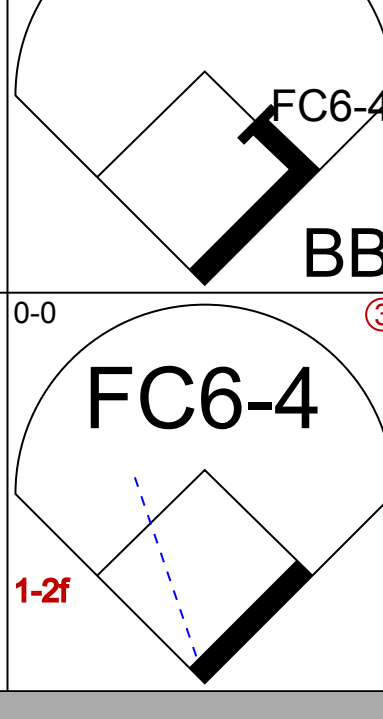

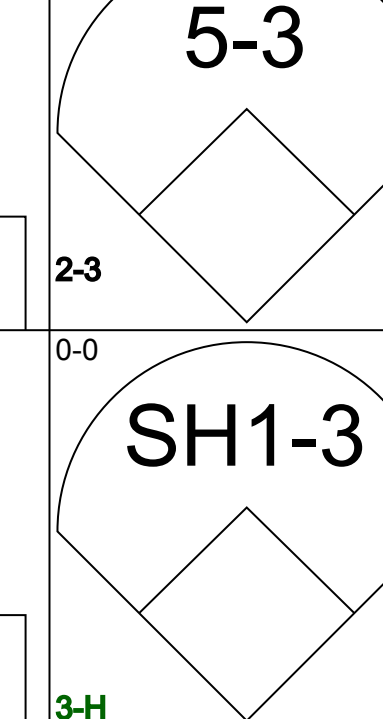
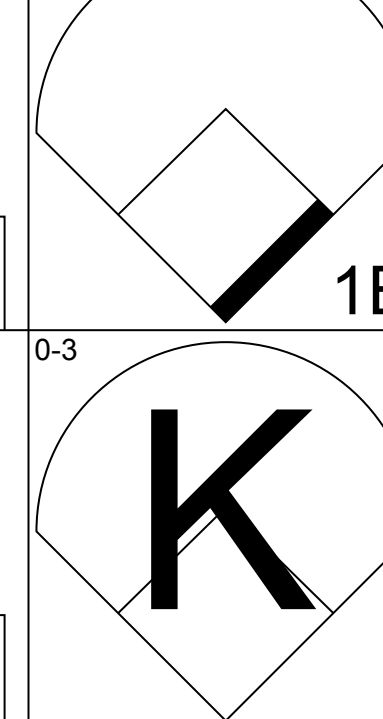
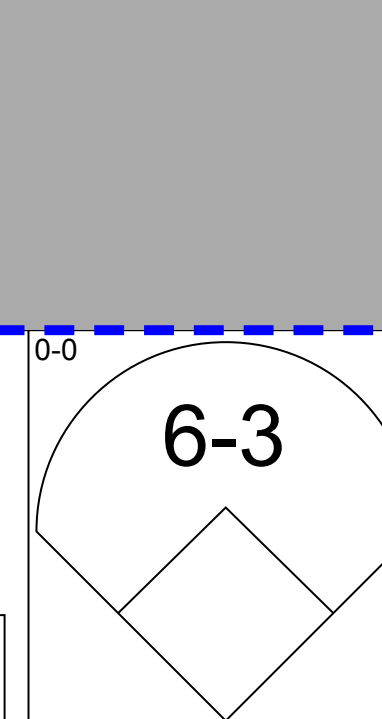
| Batter   | 1  | 2                                | 3                            | 4                               | 5                            | 6                               | 7                            | 8                               | 9                            | AB                              | R                            | H                               | RBI                          | BB                              | SO                           | LOB                             | TOP  |                                 |                                  |                                    |                                  |        |
|--|--|----------------------------------|------------------------------|---------------------------------|------------------------------|---------------------------------|------------------------------|---------------------------------|------------------------------|---------------------------------|------------------------------|---------------------------------|------------------------------|---------------------------------|------------------------------|---------------------------------|--|---------------------------------|----------------------------------|------------------------------------|----------------------------------|--------|
| <b>Brett Butler, L</b> (1, 7)<br>OBP: 0.314, SLG: 0.387        | 4-0<br>S<br>BB   |                                  | 0-0<br>4-3                   |                                 |                              | 0-3<br>K                        |                              | 0-0<br>1-2<br>1B                |                              | 3                               | 0                            | 1                               | 0                            | 1                               | 1                            | 0                               | <b>Atlanta Braves @ Montreal Expos</b><br>Olympic Stadium, Montreal, QB<br>Fri Aug 28 1981, 7:05 PM EDT<br>Att: 36,474 - Unknown |                                 |                                  |                                    |                                  |        |
| <b>Claudell Washington, L</b> (1, 9)<br>OBP: 0.345, SLG: 0.431 | 0-3<br>K   |                                  | 0-0<br>S<br>1B               |                                 |                              | 0-0<br>4-3                      |                              | 0-0<br>4-3                      |                              | 4                               | 0                            | 1                               | 0                            | 0                               | 1                            | 3                               |  |                                 |                                  |                                    |                                  |        |
| <b>Bob Homer, R</b> (1, 5)<br>OBP: 0.337, SLG: 0.415           | 0-3<br>K   |                                  | 0-3<br>K                     |                                 |                              | 0-0<br>5-3                      |                              |                                 | 0-0<br>5-3                   | 4                               | 0                            | 0                               | 0                            | 0                               | 2                            | 2                               |  |                                 |                                  |                                    |                                  |        |
| <b>Chris Chambliss, L</b> (1, 3)<br>OBP: 0.367, SLG: 0.439     | 0-0<br>5-3   |                                  |                              | 0-0<br>4-3                      |                              |                                 |                              | 0-0<br>G6-4-3<br>1B             | 0-0<br>P6                    | 4                               | 0                            | 1                               | 0                            | 0                               | 0                            | 1                               |  |                                 |                                  |                                    |                                  |        |
| <b>Dale Murphy, R</b> (1, 8)<br>OBP: 0.522, SLG: 0.378         |  | 0-0<br>6-3                       |                              | 0-0<br>F9                       |                              |                                 |                              | 0-0<br>G6-4-3<br>1-2            | 0-0<br>1B                    | 4                               | 0                            | 1                               | 0                            | 0                               | 0                            | 1                               |  |                                 |                                  |                                    |                                  |        |
| <b>Glenn Hubbard, R</b> (1, 4)<br>OBP: 0.320, SLG: 0.349       |  | 0-3<br>K                         |                              | 0-0<br>6-3                      |                              |                                 |                              | 0-0<br>F7                       | 0-0<br>F7                    | 4                               | 0                            | 0                               | 0                            | 0                               | 1                            | 1                               |  |                                 |                                  |                                    |                                  |        |
| <b>Bruce Benedict, R</b> (1, 2)<br>OBP: 0.345, SLG: 0.372      |  | 0-0<br>1B                        |                              |                                 | 4-0<br>B1-3<br>BB            |                                 |                              | 0-0<br>6-3                      |                              | 2                               | 0                            | 1                               | 0                            | 1                               | 0                            | 0                               |  |                                 |                                  |                                    |                                  |        |
| <b>Rafael Ramirez, R</b> (1, 6)<br>OBP: 0.287, SLG: 0.281      |  | 0-0<br>1-3                       |                              |                                 | 0-0<br>F5                    |                                 |                              | 0-0<br>F8                       |                              | 3                               | 0                            | 0                               | 0                            | 0                               | 0                            | 2                               |  |                                 |                                  |                                    |                                  |        |
| <b>Rick Mahler, R</b> (1, 1)<br>OBP: 0.077, SLG: 0.077         |  |                                  | 0-0<br>4-3                   |                                 |                              | 0-0<br>B1-3                     |                              |                                 | 0-0<br>1B                    | 2                               | 0                            | 0                               | 0                            | 0                               | 0                            | 1                               |  |                                 |                                  |                                    |                                  |        |
| <b>Brian Asselstine, L</b> (8, PH)<br>OBP: 0.319, SLG: 0.422   |  |                                  |                              |                                 |                              | 1-2                             |                              |                                 |                              | 1                               | 0                            | 1                               | 0                            | 0                               | 0                            | 0                               |  |                                 |                                  |                                    |                                  |        |
| <b>Al Hrabosky, R</b> (8, 1)                                   |  |                                  |                              |                                 |                              |                                 |                              |                                 |                              | 0                               | 0                            | 0                               | 0                            | 0                               | 0                            | 0                               |  |                                 |                                  |                                    |                                  |        |
| <b>Inning Stats</b>  | R: 0<br>E: 0<br>K: 2<br>S: 7   | H: 0<br>LOB: 1<br>BB: 1<br>P: 11 | R: 0<br>E: 0<br>K: 1<br>S: 6 | H: 1<br>LOB: 1<br>BB: 0<br>P: 6 | R: 0<br>E: 0<br>K: 1<br>S: 6 | H: 1<br>LOB: 1<br>BB: 0<br>P: 6 | R: 0<br>E: 0<br>K: 0<br>S: 3 | H: 0<br>LOB: 0<br>BB: 0<br>P: 3 | R: 0<br>E: 0<br>K: 0<br>S: 2 | H: 0<br>LOB: 0<br>BB: 1<br>P: 6 | R: 0<br>E: 0<br>K: 1<br>S: 5 | H: 0<br>LOB: 0<br>BB: 0<br>P: 5 | R: 0<br>E: 0<br>K: 0<br>S: 3 | H: 1<br>LOB: 0<br>BB: 0<br>P: 3 | R: 0<br>E: 0<br>K: 0<br>S: 5 | H: 2<br>LOB: 2<br>BB: 0<br>P: 5 | R: 0<br>E: 0<br>K: 0<br>S: 4   | H: 1<br>LOB: 1<br>BB: 0<br>P: 4 | 1B: 6<br>2B: 1<br>3B: 0<br>HR: 0 | SF: 0<br>SAC: 0<br>DP: 2<br>HBP: 0 | WP: 0<br>PB: 0<br>SB: 2<br>CS: 0 | PA: 33 |
| <b>PITCHER</b><br><b>Steve Rogers, R</b> (1, 1)<br>ERA: 3.88   | IP: 9.0<br>WLS: W<br>BF: 33<br>H: 6<br>R: 0<br>ER: 0<br>SO: 5<br>BB: 2<br>IBB: 0<br>HBP: 0<br>BLK: 0<br>WP: 0<br>HR: 0<br>S: 41<br>P: 49<br>ERA: 0.00<br>WHIP: 0.889 |                                  |                              |                                 |                              |                                 |                              |                                 |                              |                                 |                              |                                 |                              |                                 |                              |                                 |  |                                 |                                  |                                    |                                  |        |

| Batter  | 1  | 2                               | 3                            | 4                                | 5                            | 6                               | 7                            | 8                               | 9                            | AB                              | R                            | H                                | RBI                          | BB                              | SO                           | LOB                             | BOTTOM   |                                    |                                  |        |
|---|--|---------------------------------|------------------------------|----------------------------------|------------------------------|---------------------------------|------------------------------|---------------------------------|------------------------------|---------------------------------|------------------------------|----------------------------------|------------------------------|---------------------------------|------------------------------|---------------------------------|--|------------------------------------|----------------------------------|--------|
| <b>Terry Francona, L</b> (1, 7)<br>OBP: 0.368, SLG: 0.333   | 0-0<br>F7  |                                 | 0-0<br>1B                    |                                  |                              | 0-0<br>F7                       |                              | 0-0<br>FC<br>1B                 |                              | 4                               | 0                            | 2                                | 0                            | 0                               | 0                            | 0                               | <b>Atlanta Braves @ Montreal Expos</b><br>Olympic Stadium, Montreal, QB<br>Fri Aug 28 1981, 7:05 PM EDT<br>Att: 36,474 - Unknown |                                    |                                  |        |
| <b>Rodney Scott, S</b> (1, 4)<br>OBP: 0.313, SLG: 0.240     | 0-0<br>F7  |                                 | 0-0<br>F8                    |                                  |                              | 0-0<br>G2                       |                              | 0-0<br>FC<br>1-3                |                              | 4                               | 0                            | 0                                | 0                            | 0                               | 0                            | 2                               |  |                                    |                                  |        |
| <b>Andre Dawson, R</b> (1, 8)<br>OBP: 0.382, SLG: 0.604     | 0-0<br>4-3   |                                 | 0-0<br>4-3                   |                                  |                              | 0-0<br>P5                       |                              | 0-0<br>F7                       |                              | 4                               | 0                            | 0                                | 0                            | 0                               | 0                            | 2                               |  |                                    |                                  |        |
| <b>Gary Carter, R</b> (1, 2)<br>OBP: 0.319, SLG: 0.464      |  | 0-0<br>F8                       |                              | 0-0<br>HR                        |                              | 0-0<br>P4                       |                              | 0-0<br>6-3                      |                              | 4                               | 1                            | 1                                | 1                            | 0                               | 0                            | 1                               |  |                                    |                                  |        |
| <b>Warren Cromartie, L</b> (1, 9)<br>OBP: 0.342, SLG: 0.400 |  | 4-0<br>1B<br>BB                 |                              | 0-0<br>4-3<br>2B                 |                              | 0-0<br>2B<br>1B                 |                              | 0-0<br>F9                       |                              | 3                               | 1                            | 2                                | 0                            | 1                               | 0                            | 0                               |  |                                    |                                  |        |
| <b>John Milner, L</b> (1, 3)<br>OBP: 0.315, SLG: 0.415      |  | 0-0<br>L9                       |                              | 0-0<br>4-3                       |                              | 4-0<br>2B<br>BB                 |                              | 0-0<br>L7                       |                              | 3                               | 1                            | 0                                | 0                            | 1                               | 0                            | 2                               |  |                                    |                                  |        |
| <b>Larry Parrish, R</b> (1, 5)<br>OBP: 0.275, SLG: 0.333    |  | 0-0<br>1-2<br>1B                |                              | 0-0<br>5-3                       |                              | 0-0<br>1-2<br>2B<br>BB          |                              | 0-0<br>P6                       |                              | 4                               | 0                            | 2                                | 2                            | 0                               | 0                            | 1                               |  |                                    |                                  |        |
| <b>Chris Speier, R</b> (1, 6)<br>OBP: 0.325, SLG: 0.322     |  | 0-3<br>K                        |                              | 0-0<br>L9                        |                              | 4-0<br>1B<br>IBB                |                              |                                 |                              | 2                               | 0                            | 0                                | 0                            | 1                               | 1                            | 3                               |  |                                    |                                  |        |
| <b>Steve Rogers, R</b> (1, 1)<br>OBP: 0.200, SLG: 0.163     |  |                                 | 0-0<br>L4                    |                                  |                              | 0-3<br>K                        |                              | 0-0<br>4-3                      |                              | 3                               | 0                            | 0                                | 0                            | 0                               | 1                            | 2                               |  |                                    |                                  |        |
| <b>Inning Stats</b>   | R: 0<br>E: 0<br>K: 0<br>S: 3   | H: 0<br>LOB: 0<br>BB: 0<br>P: 3 | R: 0<br>E: 0<br>K: 1<br>S: 6 | H: 1<br>LOB: 2<br>BB: 1<br>P: 10 | R: 0<br>E: 0<br>K: 0<br>S: 4 | H: 1<br>LOB: 1<br>BB: 0<br>P: 4 | R: 1<br>E: 0<br>K: 0<br>S: 5 | H: 2<br>LOB: 1<br>BB: 0<br>P: 5 | R: 0<br>E: 0<br>K: 1<br>S: 5 | H: 0<br>LOB: 0<br>BB: 0<br>P: 5 | R: 2<br>E: 0<br>K: 0<br>S: 5 | H: 2<br>LOB: 2<br>BB: 2<br>P: 13 | R: 0<br>E: 0<br>K: 0<br>S: 4 | H: 1<br>LOB: 0<br>BB: 0<br>P: 4 | R: 0<br>E: 0<br>K: 0<br>S: 3 | H: 0<br>LOB: 0<br>BB: 0<br>P: 3 | 1B: 4<br>2B: 2<br>3B: 0<br>HR: 1   | SF: 0<br>SAC: 1<br>DP: 0<br>HBP: 0 | WP: 0<br>PB: 0<br>SB: 0<br>CS: 0 | PA: 34 |
| <b>PITCHER</b><br><b>Rick Mahler, R</b> (1, 1)<br>ERA: 2.93 | IP: 7.0<br>WLS: L<br>BF: 31<br>H: 7<br>R: 3<br>ER: 3<br>SO: 2<br>BB: 2<br>IBB: 1<br>HBP: 0<br>BLK: 0<br>WP: 1<br>HR: 1<br>S: 32<br>P: 44<br>ERA: 3.86<br>WHIP: 1.286 |                                 |                              |                                  |                              |                                 |                              |                                 |                              |                                 |                              |                                  |                              |                                 |                              |                                 |  |                                    |                                  |        |
| <b>Al Hrabosky, L</b> (8, 1)<br>ERA: 1.07                   | IP: 1.0<br>WLS: L<br>BF: 3<br>H: 0<br>R: 0<br>ER: 0<br>SO: 0<br>BB: 0<br>IBB: 0<br>HBP: 0<br>BLK: 0<br>WP: 0<br>HR: 0<br>S: 3<br>P: 3<br>ERA: 0.00<br>WHIP: 0.000    |                                 |                              |                                  |                              |                                 |                              |                                 |                              |                                 |                              |                                  |                              |                                 |                              |                                 |  |                                    |                                  |        |





| Batter  | 1   | 2   | 3   | 4  | 5  | 6  | 7   | 8  | 9   | AB                               | R                            | H                               | RBI                          | BB                              | SO                           | LOB                             | TOP  |                                 |                                  |                                    |  |    |     |    |   |   |    |    |    |     |     |     |    |    |   |   |     |      |
|---|---|---|---|--|--|--|---|--|---|----------------------------------|------------------------------|---------------------------------|------------------------------|---------------------------------|------------------------------|---------------------------------|--|---------------------------------|----------------------------------|------------------------------------|--|----|-----|----|---|---|----|----|----|-----|-----|-----|----|----|---|---|-----|------|
| <b>Brett Butler, L</b><br>OBP: 0.325, SLG: 0.429<br>(1, 7)        |   |   |   |    |     |  |     |  |     | 4                                | 0                            | 1                               | 0                            | 1                               | 1                            | 0                               | <b>Atlanta Braves @ Montreal Expos</b><br>Olympic Stadium, Montreal, QB<br>Sat Aug 29 1981, 7:05 PM EDT<br>Att: 31,955 - Unknown |                                 |                                  |                                    |  |    |     |    |   |   |    |    |    |     |     |     |    |    |   |   |     |      |
| <b>Claudell Washington, L</b><br>OBP: 0.343, SLG: 0.428<br>(1, 9) |  |   |    |  |  |  |    |  |   | 4                                | 0                            | 1                               | 0                            | 0                               | 2                            | 4                               |  |                                 |                                  |                                    |  |    |     |    |   |   |    |    |    |     |     |     |    |    |   |   |     |      |
| <b>Bob Homer, R</b><br>OBP: 0.330, SLG: 0.406<br>(1, 5)           |  |   |    |  |  |   |    |  |   | 4                                | 0                            | 0                               | 0                            | 0                               | 0                            | 2                               |  |                                 |                                  |                                    |  |    |     |    |   |   |    |    |    |     |     |     |    |    |   |   |     |      |
| <b>Chris Chambliss, L</b><br>OBP: 0.365, SLG: 0.436<br>(1, 3)     |   |  |    |  |  |   |    |  |    | 4                                | 1                            | 1                               | 0                            | 0                               | 0                            | 1                               |  |                                 |                                  |                                    |  |    |     |    |   |   |    |    |    |     |     |     |    |    |   |   |     |      |
| <b>Dale Murphy, R</b><br>OBP: 0.521, SLG: 0.376<br>(1, 8)         |  |   |   |  |    |   |    |  |   | 4                                | 0                            | 1                               | 0                            | 0                               | 0                            | 1                               |  |                                 |                                  |                                    |  |    |     |    |   |   |    |    |    |     |     |     |    |    |   |   |     |      |
| <b>Glenn Hubbard, R</b><br>OBP: 0.319, SLG: 0.351<br>(1, 4)       |  |   |   |  |    |   |   |   |   | 4                                | 1                            | 1                               | 1                            | 0                               | 0                            | 1                               |  |                                 |                                  |                                    |  |    |     |    |   |   |    |    |    |     |     |     |    |    |   |   |     |      |
| <b>Bruce Benedict, R</b><br>OBP: 0.347, SLG: 0.379<br>(1, 2)      |   |   |   |  |   |  |   |  |   | 4                                | 1                            | 2                               | 1                            | 0                               | 0                            | 1                               |  |                                 |                                  |                                    |  |    |     |    |   |   |    |    |    |     |     |     |    |    |   |   |     |      |
| <b>Rafael Ramirez, R</b><br>OBP: 0.282, SLG: 0.276<br>(1, 6)      |   |   |   |  |   |  |   |  |   | 4                                | 0                            | 0                               | 0                            | 0                               | 1                            | 2                               |  |                                 |                                  |                                    |  |    |     |    |   |   |    |    |    |     |     |     |    |    |   |   |     |      |
| <b>Tommy Boggs, R</b><br>OBP: 0.376, SLG: 0.306<br>(5, PH)        |   |   |  |  |  |  |  |  |  | 1                                | 0                            | 0                               | 0                            | 0                               | 0                            | 0                               |  |                                 |                                  |                                    |  |    |     |    |   |   |    |    |    |     |     |     |    |    |   |   |     |      |
| <b>Brian Kasperson, L</b><br>OBP: 0.329, SLG: 0.431<br>(5, PH)    |   |   |   |  |  |  |   |  |   | 1                                | 0                            | 1                               | 1                            | 0                               | 0                            | 0                               |  |                                 |                                  |                                    |  |    |     |    |   |   |    |    |    |     |     |     |    |    |   |   |     |      |
| <b>John Montefusco, R</b><br>OBP: 0.307, SLG: 0.133<br>(7, PH)    |   |   |   |  |  |  |   |  |   | 0                                | 0                            | 0                               | 0                            | 0                               | 0                            | 0                               |  |                                 |                                  |                                    |  |    |     |    |   |   |    |    |    |     |     |     |    |    |   |   |     |      |
| <b>Ruffalo, L</b><br>OBP: 0.285, SLG: 0.378<br>(7, PH)            |   |   |   |  |  |  |   |  |   | 1                                | 0                            | 0                               | 0                            | 0                               | 0                            | 0                               |  |                                 |                                  |                                    |  |    |     |    |   |   |    |    |    |     |     |     |    |    |   |   |     |      |
| <b>Gene Garber, R</b><br>OBP: 0.273, SLG: 0.239<br>(9, PH)        |   |   |   |  |  |  |   |  |   | 0                                | 0                            | 0                               | 0                            | 0                               | 0                            | 0                               |  |                                 |                                  |                                    |  |    |     |    |   |   |    |    |    |     |     |     |    |    |   |   |     |      |
| <b>Jerry Royster, R</b><br>OBP: 0.273, SLG: 0.239<br>(9, PH)      |   |   |   |  |  |  |   |  |   | 1                                | 0                            | 0                               | 0                            | 0                               | 1                            | 0                               |  |                                 |                                  |                                    |  |    |     |    |   |   |    |    |    |     |     |     |    |    |   |   |     |      |
| <b>Inning Stats</b>   | R: 0<br>E: 0<br>K: 2<br>S: 7  | H: 0<br>LOB: 0<br>BB: 7<br>P: 7   | R: 0<br>E: 0<br>K: 0<br>S: 3  | H: 0<br>LOB: 0<br>BB: 0<br>P: 3  | R: 0<br>E: 0<br>K: 0<br>S: 3   | H: 0<br>LOB: 0<br>BB: 0<br>P: 3  | R: 0<br>E: 0<br>K: 0<br>S: 4  | H: 1<br>LOB: 1<br>BB: 0<br>P: 4  | R: 1<br>E: 0<br>K: 2<br>S: 10   | H: 2<br>LOB: 3<br>BB: 1<br>P: 14 | R: 2<br>E: 0<br>K: 0<br>S: 6 | H: 3<br>LOB: 1<br>BB: 0<br>P: 6 | R: 0<br>E: 0<br>K: 0<br>S: 4 | H: 1<br>LOB: 1<br>BB: 0<br>P: 4 | R: 0<br>E: 0<br>K: 0<br>S: 4 | H: 1<br>LOB: 1<br>BB: 0<br>P: 4 | R: 0<br>E: 0<br>K: 1<br>S: 5   | H: 0<br>LOB: 0<br>BB: 5<br>P: 5 | 1B: 5<br>2B: 2<br>3B: 1<br>HR: 0 | SF: 0<br>SAC: 0<br>DP: 0<br>HBP: 0 | WP: 1<br>PA: 37<br>PB: 0<br>SB: 0<br>CS: 0 |    |     |    |   |   |    |    |    |     |     |     |    |    |   |   |     |      |
| <b>PITCHER</b>  | IP  | WLS   | BF  | H  | R  | ER   | SO  | BB   | IBB   | HBP                              | BLK                          | WP                              | HR                           | S                               | P                            | ERA                             | WHIP   | <b>PITCHER</b>                  |                                  |                                    |  | IP | WLS | BF | H | R | ER | SO | BB | IBB | HBP | BLK | WP | HR | S | P | ERA | WHIP |
| <b>Scott Sanderson, R</b><br>ERA: 2.35<br>(1, 1)                  | 5.1   |   | 22  | 4  | 2  | 2  | 4   | 1  | 0   | 0                                | 0                            | 1                               | 0                            | 29                              | 33                           | 3.38                            | 0.938  |                                 |                                  |                                    |  |    |     |    |   |   |    |    |    |     |     |     |    |    |   |   |     |      |
| <b>Elias Sosa, R</b><br>ERA: 4.99<br>(6, 1)                       | 0.1   |   | 3   | 2  | 1  | 1  | 0   | 0  | 0   | 0                                | 0                            | 0                               | 0                            | 3                               | 3                            | 27.00                           | 6.000  |                                 |                                  |                                    |  |    |     |    |   |   |    |    |    |     |     |     |    |    |   |   |     |      |
| <b>Jeff Reardon, R</b><br>ERA: 2.79<br>(6, 1)                     | 3.1   | W   | 12  | 2  | 0  | 0  | 1   | 0  | 0   | 0                                | 0                            | 0                               | 0                            | 14                              | 14                           | 0.00                            | 0.600  |                                 |                                  |                                    |  |    |     |    |   |   |    |    |    |     |     |     |    |    |   |   |     |      |

| Batter   | 1   | 2   | 3   | 4   | 5   | 6   | 7   | 8   | 9                            | AB                              | R                            | H                                | RBI                          | BB                              | SO                           | LOB                             | BOTTOM   |                                    |  |  |  |    |     |    |   |   |    |    |    |     |     |     |    |    |   |   |     |      |
|--|---|---|---|---|---|---|---|---|------------------------------|---------------------------------|------------------------------|----------------------------------|------------------------------|---------------------------------|------------------------------|---------------------------------|--|------------------------------------|--|--|--|----|-----|----|---|---|----|----|----|-----|-----|-----|----|----|---|---|-----|------|
| <b>Tim Raines, S</b><br>OBP: 0.397, SLG: 0.431<br>(1, 7)       |  |  |   |   |   |   |  |   |                              | 4                               | 1                            | 2                                | 0                            | 0                               | 0                            | 0                               | <b>Atlanta Braves @ Montreal Expos</b><br>Olympic Stadium, Montreal, QB<br>Sat Aug 29 1981, 7:05 PM EDT<br>Att: 31,955 - Unknown |                                    |  |  |  |    |     |    |   |   |    |    |    |     |     |     |    |    |   |   |     |      |
| <b>Rodney Scott, S</b><br>OBP: 0.320, SLG: 0.253<br>(1, 4)     |  |   |  |   |   |   |  |   |                              | 4                               | 2                            | 3                                | 0                            | 0                               | 0                            | 1                               |  |                                    |  |  |  |    |     |    |   |   |    |    |    |     |     |     |    |    |   |   |     |      |
| <b>Andre Dawson, R</b><br>OBP: 0.380, SLG: 0.598<br>(1, 8)     |  |   |  |   |   |   |  |   |                              | 4                               | 0                            | 1                                | 1                            | 0                               | 1                            | 3                               |  |                                    |  |  |  |    |     |    |   |   |    |    |    |     |     |     |    |    |   |   |     |      |
| <b>Gary Carter, R</b><br>OBP: 0.318, SLG: 0.460<br>(1, 2)      |  |   |  |   |   |   |  |   |                              | 2                               | 0                            | 0                                | 1                            | 1                               | 0                            | 2                               |  |                                    |  |  |  |    |     |    |   |   |    |    |    |     |     |     |    |    |   |   |     |      |
| <b>Warren Cromartie, L</b><br>OBP: 0.341, SLG: 0.395<br>(1, 9) |  |   |  |   |  |   |  |   |                              | 3                               | 0                            | 0                                | 0                            | 1                               | 1                            | 2                               |  |                                    |  |  |  |    |     |    |   |   |    |    |    |     |     |     |    |    |   |   |     |      |
| <b>John Milner, L</b><br>OBP: 0.313, SLG: 0.407<br>(1, 3)      |  |   |   |  |   |  |   |  |                              | 4                               | 0                            | 1                                | 0                            | 0                               | 0                            | 2                               |  |                                    |  |  |  |    |     |    |   |   |    |    |    |     |     |     |    |    |   |   |     |      |
| <b>Larry Parrish, R</b><br>OBP: 0.278, SLG: 0.338<br>(1, 5)    |   |  |   |  |   |  |   |  |                              | 3                               | 1                            | 1                                | 0                            | 1                               | 0                            | 1                               |  |                                    |  |  |  |    |     |    |   |   |    |    |    |     |     |     |    |    |   |   |     |      |
| <b>Chris Speier, R</b><br>OBP: 0.323, SLG: 0.321<br>(1, 6)     |   |  |   |   |   |  |   |  |                              | 4                               | 0                            | 1                                | 0                            | 0                               | 0                            | 2                               |  |                                    |  |  |  |    |     |    |   |   |    |    |    |     |     |     |    |    |   |   |     |      |
| <b>Scott Sanderson, R</b><br>OBP: 0.355, SLG: 0.217<br>(1, 1)  |   |  |   |   |   |   |   |   |                              | 1                               | 0                            | 0                                | 1                            | 0                               | 1                            | 1                               |  |                                    |  |  |  |    |     |    |   |   |    |    |    |     |     |     |    |    |   |   |     |      |
| <b>Elias Sosa, R</b><br>OBP: 1.000, SLG: 1.000<br>(6, 1)       |   |   |   |   |   |   |   |   |                              | 0                               | 0                            | 0                                | 0                            | 0                               | 0                            | 0                               |  |                                    |  |  |  |    |     |    |   |   |    |    |    |     |     |     |    |    |   |   |     |      |
| <b>Jeff Reardon, R</b><br>ERA: 3.62<br>(6, 1)                  |   |   |   |   |    |   |  |   |                              | 1                               | 0                            | 0                                | 0                            | 0                               | 0                            | 0                               |  |                                    |  |  |  |    |     |    |   |   |    |    |    |     |     |     |    |    |   |   |     |      |
| <b>Inning Stats</b>  | R: 1<br>E: 0<br>K: 0<br>S: 5  | H: 2<br>LOB: 2<br>BB: 1<br>P: 9   | R: 1<br>E: 0<br>K: 0<br>S: 4  | H: 1<br>LOB: 0<br>BB: 0<br>P: 4   | R: 1<br>E: 0<br>K: 0<br>S: 4  | H: 1<br>LOB: 0<br>BB: 0<br>P: 4   | R: 0<br>E: 0<br>K: 1<br>S: 6  | H: 1<br>LOB: 1<br>BB: 0<br>P: 6   | R: 0<br>E: 0<br>K: 0<br>S: 3 | H: 0<br>LOB: 1<br>BB: 1<br>P: 7 | R: 1<br>E: 1<br>K: 1<br>S: 7 | H: 1<br>LOB: 2<br>BB: 1<br>P: 11 | R: 0<br>E: 0<br>K: 0<br>S: 3 | H: 1<br>LOB: 0<br>BB: 0<br>P: 3 | R: 0<br>E: 0<br>K: 0<br>S: 3 | H: 1<br>LOB: 0<br>BB: 7<br>P: 3 | 1B: 7<br>2B: 2<br>3B: 0<br>HR: 0   | SF: 1<br>SAC: 1<br>DP: 0<br>HBP: 0 | WP: 1<br>PA: 35<br>PB: 0<br>SB: 6<br>CS: 2 |  |  |    |     |    |   |   |    |    |    |     |     |     |    |    |   |   |     |      |
| <b>PITCHER</b>   | IP  | WLS   | BF  | H   | R   | ER  | SO  | BB  | IBB                          | HBP                             | BLK                          | WP                               | HR                           | S                               | P                            | ERA                             | WHIP   | <b>PITCHER</b>                     |  |  |  | IP | WLS | BF | H | R | ER | SO | BB | IBB | HBP | BLK | WP | HR | S | P | ERA | WHIP |
| <b>Tommy Boggs, R</b><br>ERA: 4.4<br>(1, 1)                    | 4.0   |   | 18  | 5   | 3   | 3   | 1   | 1   | 0                            | 0                               | 0                            | 0                                | 0                            | 19                              | 23                           | 6.75                            | 1.500  |                                    |  |  |  |    |     |    |   |   |    |    |    |     |     |     |    |    |   |   |     |      |
| <b>John Montefusco, R</b><br>ERA: 3.68<br>(5, 1)               | 2.0   |   | 8   | 2   | 0   | 0   | 1   | 1   | 0                            | 0                               | 0                            | 0                                | 0                            | 9                               | 13                           | 0.00                            | 1.500  |                                    |  |  |  |    |     |    |   |   |    |    |    |     |     |     |    |    |   |   |     |      |
| <b>Gene Garber, R</b><br>ERA: 3.62<br>(7, 1)                   | 2.0   | L   | 9   | 2   | 1   | 0   | 1   | 1   | 0                            | 0                               | 0                            | 0                                | 0                            | 10                              | 14                           | 0.00                            | 1.500  |                                    |  |  |  |    |     |    |   |   |    |    |    |     |     |     |    |    |   |   |     |      |









| Batter  | 1                            | 2                               | 3                            | 4                               | 5                            | 6                               | 7                            | 8                               | 9                            | AB                               | R                            | H                               | RBI                          | BB                               | SO                           | LOB                             | TOP  |                              |                                 |                         |                           |                                  |        |  |  |
|---|------------------------------|---------------------------------|------------------------------|---------------------------------|------------------------------|---------------------------------|------------------------------|---------------------------------|------------------------------|----------------------------------|------------------------------|---------------------------------|------------------------------|----------------------------------|------------------------------|---------------------------------|--|------------------------------|---------------------------------|-------------------------|---------------------------|----------------------------------|--------|--|--|
| Tim Raines, S<br>OBP: 0.395, SLG: 0.432<br>(1, 7)   | E3<br>3B                     |                                 | F8                           |                                 | K                            |                                 |                              |                                 |                              | 5                                | 1                            | 2                               | 3                            | 0                                | 1                            | 1                               | <b>Montreal Expos @ Cincinnati Reds</b><br>Riverfront Stadium, Cincinnati, OH<br>Mon Aug 31 1981, 7:05 PM EDT<br>Att: 20,506 - Unknown |                              |                                 |                         |                           |                                  |        |  |  |
| Rodney Scott, S<br>OBP: 0.319, SLG: 0.261<br>Brad Mills, L<br>OBP: 0.200, SLG: 0.200<br>(8, PH)<br>(8, 4)   | SF8<br>3B                    |                                 | K                            |                                 |                              |                                 | 4-3                          | 4-3                             | 4-3                          | 4                                | 1                            | 1                               | 1                            | 0                                | 1                            | 2                               |  |                              |                                 |                         |                           |                                  |        |  |  |
| Andre Dawson, R<br>OBP: 0.383, SLG: 0.614<br>(1, 8)   | SF8                          |                                 |                              |                                 |                              |                                 |                              |                                 |                              | 3                                | 2                            | 3                               | 3                            | 1                                | 0                            | 0                               |  |                              |                                 |                         |                           |                                  |        |  |  |
| Gary Carter, R<br>OBP: 0.321, SLG: 0.449<br>(1, 2)  | L8-3<br>BB                   |                                 |                              |                                 |                              |                                 | F7                           | 5-3                             | F8                           | 4                                | 0                            | 0                               | 0                            | 1                                | 1                            | 4                               |  |                              |                                 |                         |                           |                                  |        |  |  |
| Warren Cromartie, L<br>OBP: 0.339, SLG: 0.389<br>(1, 9)   | L8-3                         |                                 |                              |                                 |                              |                                 |                              |                                 |                              | 5                                | 0                            | 2                               | 0                            | 0                                | 0                            | 1                               |  |                              |                                 |                         |                           |                                  |        |  |  |
| John Milner, L<br>OBP: 0.321, SLG: 0.426<br>(1, 3)  |                              | G3                              |                              |                                 |                              |                                 |                              |                                 |                              | 4                                | 1                            | 1                               | 1                            | 1                                | 0                            | 2                               |  |                              |                                 |                         |                           |                                  |        |  |  |
| Larry Parrish, R<br>OBP: 0.275, SLG: 0.329<br>(1, 5)  | P6                           |                                 |                              |                                 |                              |                                 | K                            |                                 |                              | 5                                | 0                            | 1                               | 0                            | 0                                | 1                            | 1                               |  |                              |                                 |                         |                           |                                  |        |  |  |
| Chris Speier, R<br>OBP: 0.317, SLG: 0.310<br>(1, 6)   | F3                           |                                 |                              |                                 |                              |                                 | K                            |                                 |                              | 3                                | 2                            | 0                               | 0                            | 1                                | 1                            | 1                               |  |                              |                                 |                         |                           |                                  |        |  |  |
| Ray Burris, R<br>OBP: 0.287, SLG: 0.160<br>Elias Sosa, R<br>OBP: 1.000, SLG: 1.000<br>Tom Hutton, R<br>OBP: 0.172, SLG: 0.171<br>Woodie Fryman, L<br>OBP: 0.291, SLG: 0.250<br>Terry Francona, R<br>OBP: 0.341, SLG: 0.350<br>Bill Lee, L<br>OBP: 0.204, SLG: 0.204<br>(1, 1)<br>(5, 1)<br>(7, PH)<br>(7, 1)<br>(8, PH)<br>(8, 1) | F8                           |                                 |                              |                                 |                              |                                 |                              |                                 |                              | 1                                | 0                            | 0                               | 0                            | 1                                | 0                            | 0                               |  |                              |                                 |                         |                           |                                  |        |  |  |
| Inning Stats  | R: 2<br>E: 1<br>K: 0<br>S: 4 | H: 1<br>LOB: 0<br>BB: 1<br>P: 8 | R: 0<br>E: 0<br>K: 0<br>S: 3 | H: 0<br>LOB: 0<br>BB: 0<br>P: 3 | R: 0<br>E: 0<br>K: 1<br>S: 5 | H: 0<br>LOB: 0<br>BB: 0<br>P: 5 | R: 1<br>E: 0<br>K: 1<br>S: 6 | H: 1<br>LOB: 0<br>BB: 0<br>P: 6 | R: 0<br>E: 0<br>K: 3<br>S: 9 | H: 0<br>LOB: 1<br>BB: 1<br>P: 13 | R: 0<br>E: 0<br>K: 0<br>S: 5 | H: 2<br>LOB: 2<br>BB: 0<br>P: 5 | R: 1<br>E: 0<br>K: 0<br>S: 5 | H: 2<br>LOB: 3<br>BB: 2<br>P: 13 | R: 3<br>E: 0<br>K: 0<br>S: 7 | H: 4<br>LOB: 1<br>BB: 0<br>P: 7 |  | R: 1<br>E: 0<br>K: 0<br>S: 4 | H: 2<br>LOB: 1<br>BB: 1<br>P: 8 | 1B: 7<br>2B: 2<br>HR: 3 | SF: 1<br>SAC: 0<br>HBP: 0 | WP: 0<br>PB: 0<br>SB: 1<br>CS: 0 | PA: 43 |  |  |
| PITCHER   | IP                           | WLS                             | BF                           | H                               | R                            | ER                              | SO                           | BB                              | IBB                          | HBP                              | BLK                          | WP                              | HR                           | S                                | P                            | ERA                             | WHIP   |                              |                                 |                         |                           |                                  |        |  |  |
| Mario Soto, R<br>ERA: 3.53<br>Tom Hume, R<br>ERA: 3.55<br>Doug Bair, R<br>ERA: 5.55   | (1, 1)<br>(7, 1)<br>(8, 1)   | 6.1<br>1.1<br>1.1               | 28<br>9<br>6                 | 6<br>4<br>2                     | 4<br>3<br>1                  | 3<br>3<br>1                     | 5<br>0<br>0                  | 3<br>1<br>1                     | 0<br>0<br>0                  | 0<br>0<br>0                      | 0<br>0<br>0                  | 0<br>0<br>0                     | 1<br>8<br>5                  | 35<br>12<br>9                    | 47<br>12<br>9                | 4.26<br>20.25<br>6.75           | 1.421<br>3.750<br>2.250  |                              |                                 |                         |                           |                                  |        |  |  |

|     |    |
|-----|----|
| AB  | 37 |
| R   | 8  |
| H   | 12 |
| RBI | 8  |
| BB  | 5  |
| SO  | 5  |
| LOB | 13 |





| Batter   | 1                                    | 2                                | 3                            | 4                               | 5                            | 6                               | 7                            | 8                               | 9                            | AB                               | R                            | H                               | RBI                          | BB                              | SO                           | LOB                             | BOTTOM   |                              |                                 |                                   |                                    |                                  |        |  |  |
|--|--------------------------------------|----------------------------------|------------------------------|---------------------------------|------------------------------|---------------------------------|------------------------------|---------------------------------|------------------------------|----------------------------------|------------------------------|---------------------------------|------------------------------|---------------------------------|------------------------------|---------------------------------|--|------------------------------|---------------------------------|-----------------------------------|------------------------------------|----------------------------------|--------|--|--|
| Dave Collins, S<br>OBP: 0.348, SLG: 0.396<br>Sam Mejias, R<br>OBP: 0.333, SLG: 0.364<br>(1, 9)<br>(8, 9)   | 2B<br>3B                             | FC4-6<br>1B                      | P4                           |                                 | SF9                          |                                 | 6-3                          |                                 |                              | 4                                | 2                            | 1                               | 1                            | 0                               | 0                            | 3                               | <b>Montreal Expos @ Cincinnati Reds</b><br>Riverfront Stadium, Cincinnati, OH<br>Mon Aug 31 1981, 7:05 PM EDT<br>Att: 20,506 - Unknown |                              |                                 |                                   |                                    |                                  |        |  |  |
| Ken Griffey, L<br>OBP: 0.382, SLG: 0.423<br>(1, 8)   | F9<br>2B                             | 1B<br>IBB                        |                              |                                 | F9                           |                                 |                              |                                 |                              | 4                                | 1                            | 2                               | 2                            | 1                               | 0                            | 0                               |  |                              |                                 |                                   |                                    |                                  |        |  |  |
| Dave Concepcion, R<br>OBP: 0.351, SLG: 0.425<br>(1, 6)   | P4                                   |                                  |                              |                                 | 6-3                          |                                 |                              |                                 |                              | 5                                | 0                            | 3                               | 2                            | 0                               | 0                            | 1                               |  |                              |                                 |                                   |                                    |                                  |        |  |  |
| George Foster, R<br>OBP: 0.367, SLG: 0.526<br>(1, 7)   | F9                                   | F9                               |                              |                                 | K                            |                                 |                              |                                 |                              | 5                                | 0                            | 0                               | 0                            | 0                               | 1                            | 6                               |  |                              |                                 |                                   |                                    |                                  |        |  |  |
| Dan Driessen, L<br>OBP: 0.344, SLG: 0.368<br>(1, 3)  | WP<br>2B                             |                                  |                              |                                 | 1B<br>SF7                    |                                 |                              |                                 |                              | 5                                | 1                            | 2                               | 1                            | 0                               | 0                            | 0                               |  |                              |                                 |                                   |                                    |                                  |        |  |  |
| Ron Oester, S<br>OBP: 0.330, SLG: 0.379<br>(1, 4)  |                                      |                                  |                              |                                 | SH3-4<br>FC<br>1B            |                                 |                              |                                 |                              | 3                                | 2                            | 2                               | 0                            | 2                               | 0                            | 0                               |  |                              |                                 |                                   |                                    |                                  |        |  |  |
| Junior Kennedy, R<br>OBP: 0.229, SLG: 0.219<br>Tom Hume, R<br>OBP: 0.333, SLG: 1.333<br>Johnny Bench, R<br>OBP: 0.407, SLG: 0.475<br>(1, 5)<br>(7, 1)<br>(8, PH)<br>(8, 1) | P9                                   |                                  |                              |                                 | SF7                          |                                 |                              |                                 |                              | 3                                | 1                            | 1                               | 1                            | 0                               | 0                            | 2                               |  |                              |                                 |                                   |                                    |                                  |        |  |  |
| Mike O'Berry, R<br>OBP: 0.259, SLG: 0.274<br>Mike Vail, R<br>OBP: 0.182, SLG: 0.182<br>(9, PH)<br>(9, PH)  |                                      | F7                               |                              |                                 | FC<br>SH3-4                  |                                 |                              |                                 |                              | 4                                | 1                            | 0                               | 0                            | 0                               | 0                            | 2                               |  |                              |                                 |                                   |                                    |                                  |        |  |  |
| Mario Soto, R<br>OBP: 0.098, SLG: 0.075<br>Ray Knight, R<br>OBP: 0.340, SLG: 0.371<br>(1, 1)<br>(7, 5)   |                                      |                                  |                              |                                 | SH3-4                        |                                 |                              |                                 |                              | 2                                | 1                            | 1                               | 0                            | 0                               | 0                            | 2                               |  |                              |                                 |                                   |                                    |                                  |        |  |  |
| Inning Stats   | R: 2<br>E: 0<br>K: 0<br>S: 6         | H: 3<br>LOB: 2<br>BB: 1<br>P: 10 | R: 1<br>E: 0<br>K: 0<br>S: 5 | H: 2<br>LOB: 2<br>BB: 1<br>P: 9 | R: 1<br>E: 0<br>K: 0<br>S: 6 | H: 2<br>LOB: 0<br>BB: 0<br>P: 6 | R: 0<br>E: 0<br>K: 1<br>S: 5 | H: 0<br>LOB: 0<br>BB: 0<br>P: 5 | R: 4<br>E: 2<br>K: 0<br>S: 8 | H: 3<br>LOB: 2<br>BB: 1<br>P: 12 | R: 0<br>E: 0<br>K: 0<br>S: 3 | H: 0<br>LOB: 0<br>BB: 0<br>P: 3 | R: 0<br>E: 0<br>K: 0<br>S: 3 | H: 0<br>LOB: 0<br>BB: 0<br>P: 3 | R: 0<br>E: 0<br>K: 0<br>S: 3 | H: 1<br>LOB: 0<br>BB: 0<br>P: 3 |  | R: 1<br>E: 0<br>K: 0<br>S: 5 | H: 3<br>LOB: 2<br>BB: 0<br>P: 5 | 1B: 11<br>2B: 2<br>3B: 1<br>HR: 0 | SF: 2<br>SAC: 1<br>DP: 1<br>HBP: 0 | WP: 1<br>PB: 0<br>SB: 1<br>CS: 0 | PA: 45 |  |  |
| PITCHER  | IP                                   | WLS                              | BF                           | H                               | R                            | ER                              | SO                           | BB                              | IBB                          | HBP                              | BLK                          | WP                              | HR                           | S                               | P                            | ERA                             | WHIP   |                              |                                 |                                   |                                    |                                  |        |  |  |
| Ray Burris, R<br>ERA: 3.11<br>Elias Sosa, R<br>ERA: 4.02<br>Woodie Fryman, L<br>ERA: 2.0<br>Bill Lee, L<br>ERA: 2.53   | (1, 1)<br>(5, 1)<br>(7, 1)<br>(8, 1) | 4.2<br>1.1<br>1.0<br>1.2         | 29<br>5<br>3<br>8            | 9<br>1<br>0<br>4                | 8<br>0<br>0<br>1             | 4<br>0<br>0<br>1                | 0<br>0<br>0<br>2             | 2<br>0<br>0<br>0                | 0<br>0<br>0<br>0             | 0<br>0<br>0<br>0                 | 0<br>0<br>0<br>0             | 0<br>0<br>0<br>0                | 0<br>0<br>3<br>8             | 28<br>5<br>3<br>8               | 40<br>5<br>3<br>8            | 7.71<br>0.00<br>0.00<br>5.40    | 2.357<br>0.750<br>0.000<br>2.400   |                              |                                 |                                   |                                    |                                  |        |  |  |

|     |    |
|-----|----|
| AB  | 39 |
| R   | 9  |
| H   | 14 |
| RBI | 8  |
| BB  | 3  |
| SO  | 1  |
| LOB | 17 |





| Batter  | 1   | 2                               | 3                            | 4                               | 5                            | 6                                | 7                            | 8                               | 9                            | AB                              | R                            | H                               | RBI                          | BB                               | SO                           | LOB                             | TOP   |                                 |                                  |                                    |                         |        |  |  |  |  |  |  |  |  |  |  |
|---|---|---------------------------------|------------------------------|---------------------------------|------------------------------|----------------------------------|------------------------------|---------------------------------|------------------------------|---------------------------------|------------------------------|---------------------------------|------------------------------|----------------------------------|------------------------------|---------------------------------|---|---------------------------------|----------------------------------|------------------------------------|-------------------------|--------|--|--|--|--|--|--|--|--|--|--|
| Tim Raines, S<br>OBP: 0.396, SLG: 0.430 (1,7)   | 6-3   |                                 | 1B BB                        |                                 | 4-3 S 1B                     |                                  | E5 SF8 SH1-4 1B              |                                 | 4-3                          | 4                               | 1                            | 1                               | 1                            | 1                                | 0                            | 1                               | <b>Montreal Expos @ Cincinnati Reds</b><br>Riverfront Stadium, Cincinnati, OH<br>Tue Sep 01 1981, 7:05 PM EDT<br>Att: 15,978 - Unknown<br> |                                 |                                  |                                    |                         |        |  |  |  |  |  |  |  |  |  |  |
| Rodney Scott, S<br>OBP: 0.318, SLG: 0.260 (1,4)   | F6  |                                 | 1B                           |                                 | 4-3                          |                                  | SH1-4                        |                                 | F7                           | 4                               | 0                            | 1                               | 1                            | 0                                | 0                            | 1                               |   |                                 |                                  |                                    |                         |        |  |  |  |  |  |  |  |  |  |  |
| Andre Dawson, R<br>OBP: 0.383, SLG: 0.607 (1,8)   | F9  |                                 | HBP                          |                                 | F7                           |                                  | 1B IBB                       |                                 | F8                           | 3                               | 0                            | 0                               | 0                            | 1                                | 0                            | 1                               |   |                                 |                                  |                                    |                         |        |  |  |  |  |  |  |  |  |  |  |
| Gary Carter, R<br>OBP: 0.320, SLG: 0.452 (1,2)  |   | K                               | F7                           |                                 |                              |                                  | 2B SF8                       |                                 |                              | 3                               | 0                            | 1                               | 1                            | 0                                | 1                            | 3                               |   |                                 |                                  |                                    |                         |        |  |  |  |  |  |  |  |  |  |  |
| Warren Cromartie, L<br>OBP: 0.338, SLG: 0.387 (1,9)   | F7  |                                 |                              |                                 | F7                           |                                  | F9                           |                                 |                              | 4                               | 0                            | 1                               | 1                            | 0                                | 0                            | 1                               |   |                                 |                                  |                                    |                         |        |  |  |  |  |  |  |  |  |  |  |
| John Milner, L<br>OBP: 0.309, SLG: 0.408 (7,1)<br>Jeff Reardon, R (7,1)   | F9  |                                 |                              |                                 | F8                           |                                  | K G3                         |                                 |                              | 4                               | 0                            | 0                               | 0                            | 0                                | 1                            | 3                               |   |                                 |                                  |                                    |                         |        |  |  |  |  |  |  |  |  |  |  |
| Brad Mills, L<br>OBP: 0.222, SLG: 0.125 (1,5)   |   |                                 | F5                           |                                 |                              |                                  | F7                           |                                 | 4-3                          | 3                               | 0                            | 0                               | 0                            | 1                                | 0                            | 1                               |   |                                 |                                  |                                    |                         |        |  |  |  |  |  |  |  |  |  |  |
| Chris Speier, R<br>OBP: 0.324, SLG: 0.315 (1,6)   |   |                                 | SH1-4 1B BB                  |                                 | F9                           |                                  | 1B E 1B                      |                                 | G4-6-3 1B                    | 3                               | 2                            | 2                               | 0                            | 1                                | 0                            | 1                               |   |                                 |                                  |                                    |                         |        |  |  |  |  |  |  |  |  |  |  |
| Charlie Lea, R<br>OBP: 0.188, SLG: 0.133 (7, PH)<br>Tom Hutton, L<br>OBP: 0.172, SLG: 0.111 (7, PH)<br>Tim Wallach, R<br>OBP: 0.295, SLG: 0.338 (7,3) |   |                                 | SH1-4                        |                                 | P3                           |                                  | SH1-4 SF8 1B                 |                                 | G4-6-3                       | 1                               | 0                            | 0                               | 0                            | 0                                | 0                            | 0                               |   |                                 |                                  |                                    |                         |        |  |  |  |  |  |  |  |  |  |  |
|   |   |                                 |                              |                                 |                              |                                  |                              |                                 |                              | 2                               | 1                            | 1                               | 0                            | 0                                | 0                            | 1                               |   |                                 |                                  |                                    |                         |        |  |  |  |  |  |  |  |  |  |  |
| <b>Inning Stats</b>   | R: 0<br>E: 0<br>K: 0<br>S: 3                          | H: 0<br>LOB: 0<br>BB: 0<br>P: 3 | R: 0<br>E: 0<br>K: 1<br>S: 5 | H: 0<br>LOB: 0<br>BB: 0<br>P: 5 | R: 1<br>E: 0<br>K: 0<br>S: 4 | H: 1<br>LOB: 3<br>BB: 2<br>P: 13 | R: 0<br>E: 0<br>K: 0<br>S: 3 | H: 0<br>LOB: 1<br>BB: 1<br>P: 7 | R: 0<br>E: 0<br>K: 0<br>S: 4 | H: 1<br>LOB: 1<br>BB: 0<br>P: 4 | R: 0<br>E: 0<br>K: 1<br>S: 6 | H: 1<br>LOB: 1<br>BB: 0<br>P: 6 | R: 3<br>E: 1<br>K: 0<br>S: 7 | H: 3<br>LOB: 2<br>BB: 1<br>P: 11 | R: 0<br>E: 0<br>K: 0<br>S: 3 | H: 1<br>LOB: 0<br>BB: 0<br>P: 3 | R: 0<br>E: 0<br>K: 0<br>S: 3  | H: 0<br>LOB: 0<br>BB: 0<br>P: 3 | 1B: 6<br>2B: 1<br>3B: 0<br>HR: 0 | SF: 1<br>SAC: 2<br>DP: 1<br>HBP: 1 | WP: 0<br>PB: 0<br>CS: 1 | PA: 39 |  |  |  |  |  |  |  |  |  |  |
| <b>PITCHER</b>  | IP WLS BF H R ER SO BB IBB HBP BLK WP HR S P ERA WHIP |                                 |                              |                                 |                              |                                  |                              |                                 |                              |                                 |                              |                                 |                              |                                  |                              |                                 |   |                                 |                                  |                                    |                         |        |  |  |  |  |  |  |  |  |  |  |
| Frank Pastore, R<br>ERA: 3.71 (1,1)   | 6.0   | 26                              | 4                            | 2                               | 2                            | 2                                | 3                            | 0                               | 1                            | 0                               | 0                            | 0                               | 26                           | 39                               | 3.00                         | 1.167                           |   |                                 |                                  |                                    |                         |        |  |  |  |  |  |  |  |  |  |  |
| Joe Price, L<br>ERA: 3.29 (7,1)   | 0.1   | L                               | 3                            | 1                               | 0                            | 0                                | 0                            | 0                               | 0                            | 0                               | 0                            | 0                               | 3                            | 3                                | 0.00                         | 3.000                           |   |                                 |                                  |                                    |                         |        |  |  |  |  |  |  |  |  |  |  |
| Scott Brown, R<br>ERA: 2.94 (7,1)   | 0.1   |                                 | 2                            | 0                               | 1                            | 0                                | 0                            | 0                               | 1                            | 0                               | 0                            | 0                               | 1                            | 5                                | 0.00                         | 0.000                           |   |                                 |                                  |                                    |                         |        |  |  |  |  |  |  |  |  |  |  |
| Charlie Leibrandt, L<br>ERA: (7,1)  | 0.1   |                                 | 2                            | 1                               | 1                            | 0                                | 0                            | 0                               | 0                            | 0                               | 0                            | 0                               | 2                            | 2                                | 0.00                         | 3.000                           |   |                                 |                                  |                                    |                         |        |  |  |  |  |  |  |  |  |  |  |
| Tom Hume, R<br>ERA: 3.4 (8,1)   | 2.0   |                                 | 6                            | 1                               | 0                            | 0                                | 0                            | 0                               | 0                            | 0                               | 0                            | 0                               | 6                            | 6                                | 0.00                         | 0.500                           |   |                                 |                                  |                                    |                         |        |  |  |  |  |  |  |  |  |  |  |


| Batter   | 1   | 2                               | 3                            | 4                               | 5                            | 6                               | 7                            | 8                               | 9                            | AB                              | R                            | H                               | RBI                          | BB                              | SO                           | LOB                             | BOTTOM  |                                 |                                  |                                    |                         |        |  |  |  |  |  |  |  |  |  |  |
|--|---|---------------------------------|------------------------------|---------------------------------|------------------------------|---------------------------------|------------------------------|---------------------------------|------------------------------|---------------------------------|------------------------------|---------------------------------|------------------------------|---------------------------------|------------------------------|---------------------------------|---|---------------------------------|----------------------------------|------------------------------------|-------------------------|--------|--|--|--|--|--|--|--|--|--|--|
| Dave Collins, S<br>OBP: 0.343, SLG: 0.391 (1,9)  | F8  |                                 | F8                           |                                 | G3                           |                                 |                              |                                 | 4-3                          | 4                               | 0                            | 0                               | 0                            | 0                               | 0                            | 2                               | <b>Montreal Expos @ Cincinnati Reds</b><br>Riverfront Stadium, Cincinnati, OH<br>Tue Sep 01 1981, 7:05 PM EDT<br>Att: 15,978 - Unknown<br> |                                 |                                  |                                    |                         |        |  |  |  |  |  |  |  |  |  |  |
| Ken Griffey, L<br>OBP: 0.383, SLG: 0.431 (1,8)   | F2  |                                 |                              |                                 | 2B E 1B                      |                                 | SF7 3B                       |                                 | 6-3                          | 4                               | 2                            | 2                               | 0                            | 0                               | 0                            | 0                               |   |                                 |                                  |                                    |                         |        |  |  |  |  |  |  |  |  |  |  |
| Dave Concepcion, R<br>OBP: 0.350, SLG: 0.426 (1,6)   | F9  |                                 |                              |                                 | E7 1-3 4-3 2B                |                                 | F7                           |                                 | 6-3                          | 4                               | 1                            | 1                               | 0                            | 0                               | 0                            | 1                               |   |                                 |                                  |                                    |                         |        |  |  |  |  |  |  |  |  |  |  |
| George Foster, R<br>OBP: 0.362, SLG: 0.520 (1,7)   |   | 5-3                             |                              |                                 | 1-3                          |                                 | SF7                          |                                 | K                            | 3                               | 0                            | 0                               | 1                            | 0                               | 1                            | 1                               |   |                                 |                                  |                                    |                         |        |  |  |  |  |  |  |  |  |  |  |
| Dan Driessen, L<br>OBP: 0.338, SLG: 0.360 (1,3)  |   | F9                              |                              |                                 | 4-3                          |                                 | F8                           |                                 | F9                           | 4                               | 0                            | 0                               | 1                            | 0                               | 0                            | 0                               |   |                                 |                                  |                                    |                         |        |  |  |  |  |  |  |  |  |  |  |
| Ray Knight, R<br>OBP: 0.337, SLG: 0.367 (1,5)  |   | F9                              |                              |                                 | K                            |                                 | F8                           |                                 |                              | 3                               | 0                            | 0                               | 0                            | 0                               | 1                            | 0                               |   |                                 |                                  |                                    |                         |        |  |  |  |  |  |  |  |  |  |  |
| Ron Oester, S<br>OBP: 0.326, SLG: 0.375 (1,4)  |   |                                 |                              |                                 | 4-3                          |                                 | K                            |                                 |                              | 3                               | 0                            | 0                               | 0                            | 0                               | 1                            | 0                               |   |                                 |                                  |                                    |                         |        |  |  |  |  |  |  |  |  |  |  |
| Mike O'Berry, R<br>OBP: 0.265, SLG: 0.280 (1,2)<br>Larry Blittner, L<br>OBP: 0.304, SLG: 0.317 (7, PH)<br>Tom Hume, R (8,1)  |   |                                 |                              |                                 |                              |                                 | F8                           |                                 |                              | 2                               | 0                            | 1                               | 0                            | 0                               | 0                            | 0                               |   |                                 |                                  |                                    |                         |        |  |  |  |  |  |  |  |  |  |  |
| Frank Pastore, R<br>OBP: 0.125, SLG: 0.156 (7,1)<br>Joe Price, R (7,1)<br>Scott Brown, R (7,1)<br>Charlie Leibrandt, R (7,1)<br>Jos Nolan, L<br>OBP: 0.372, SLG: 0.413 (8,2) |   |                                 |                              |                                 | K                            |                                 |                              |                                 | G3                           | 2                               | 0                            | 1                               | 0                            | 0                               | 1                            | 1                               |   |                                 |                                  |                                    |                         |        |  |  |  |  |  |  |  |  |  |  |
|  |   |                                 |                              |                                 |                              |                                 |                              |                                 |                              | 0                               | 0                            | 0                               | 0                            | 0                               | 0                            | 0                               |   |                                 |                                  |                                    |                         |        |  |  |  |  |  |  |  |  |  |  |
|  |   |                                 |                              |                                 |                              |                                 |                              |                                 |                              | 0                               | 0                            | 0                               | 0                            | 0                               | 0                            | 0                               |   |                                 |                                  |                                    |                         |        |  |  |  |  |  |  |  |  |  |  |
|  |   |                                 |                              |                                 |                              |                                 |                              |                                 |                              | 1                               | 0                            | 0                               | 0                            | 0                               | 0                            | 0                               |   |                                 |                                  |                                    |                         |        |  |  |  |  |  |  |  |  |  |  |
| <b>Inning Stats</b>  | R: 0<br>E: 0<br>K: 0<br>S: 3                          | H: 0<br>LOB: 0<br>BB: 0<br>P: 3 | R: 0<br>E: 0<br>K: 0<br>S: 3 | H: 0<br>LOB: 0<br>BB: 0<br>P: 3 | R: 0<br>E: 0<br>K: 1<br>S: 6 | H: 1<br>LOB: 1<br>BB: 0<br>P: 6 | R: 2<br>E: 1<br>K: 1<br>S: 7 | H: 2<br>LOB: 0<br>BB: 0<br>P: 7 | R: 0<br>E: 0<br>K: 0<br>S: 4 | H: 1<br>LOB: 1<br>BB: 0<br>P: 4 | R: 1<br>E: 0<br>K: 0<br>S: 4 | H: 1<br>LOB: 0<br>BB: 0<br>P: 4 | R: 0<br>E: 0<br>K: 1<br>S: 5 | H: 0<br>LOB: 0<br>BB: 0<br>P: 5 | R: 0<br>E: 0<br>K: 0<br>S: 3 | H: 0<br>LOB: 0<br>BB: 0<br>P: 3 | R: 0<br>E: 0<br>K: 1<br>S: 5  | H: 0<br>LOB: 0<br>BB: 0<br>P: 5 | 1B: 2<br>2B: 2<br>3B: 1<br>HR: 0 | SF: 1<br>SAC: 0<br>DP: 0<br>HBP: 0 | WP: 0<br>PB: 0<br>CS: 0 | PA: 32 |  |  |  |  |  |  |  |  |  |  |
| <b>PITCHER</b>   | IP WLS BF H R ER SO BB IBB HBP BLK WP HR S P ERA WHIP |                                 |                              |                                 |                              |                                 |                              |                                 |                              |                                 |                              |                                 |                              |                                 |                              |                                 |   |                                 |                                  |                                    |                         |        |  |  |  |  |  |  |  |  |  |  |
| Charlie Lea, R<br>ERA: 4.14 (1,1)  | 6.0   | W                               | 23                           | 5                               | 3                            | 2                               | 2                            | 0                               | 0                            | 0                               | 0                            | 0                               | 27                           | 27                              | 3.00                         | 0.833                           |   |                                 |                                  |                                    |                         |        |  |  |  |  |  |  |  |  |  |  |
| Jeff Reardon, R<br>ERA: 2.6 (7,1)  | 3.0   | S                               | 9                            | 0                               | 0                            | 0                               | 2                            | 0                               | 0                            | 0                               | 0                            | 0                               | 13                           | 13                              | 0.00                         | 0.000                           |   |                                 |                                  |                                    |                         |        |  |  |  |  |  |  |  |  |  |  |



| Batter  | 1   | 2                               | 3                            | 4                               | 5                            | 6                               | 7                            | 8                               | 9                            | AB                              | R                            | H                               | RBI                          | BB                              | SO                           | LOB                             | TOP                              |                                    |                                  |        |
|---|---|---------------------------------|------------------------------|---------------------------------|------------------------------|---------------------------------|------------------------------|---------------------------------|------------------------------|---------------------------------|------------------------------|---------------------------------|------------------------------|---------------------------------|------------------------------|---------------------------------|----------------------------------|------------------------------------|----------------------------------|--------|
| <b>Tim Raines, S</b> (1, 7)<br><small>OBP: 0.395, SLG: 0.429</small><br><b>Jerry Manuel, S</b> (8, 4)<br><small>OBP: 0.290, SLG: 0.440</small>  | L4  |                                 | S<br>1B                      |                                 |                              | G3                              |                              |                                 | 6-3                          | 3                               | 0                            | 1                               | 0                            | 0                               | 0                            | 0                               |                                  |                                    |                                  |        |
| <b>Rodney Scott, S</b> (1, 4)<br><small>OBP: 0.318, SLG: 0.258</small><br><b>Tim Wallach, R</b> (8, 7)<br><small>OBP: 0.293, SLG: 0.336</small>   | BB  |                                 | K                            |                                 |                              | K                               |                              |                                 | K                            | 2                               | 0                            | 0                               | 0                            | 1                               | 2                            | 1                               |                                  |                                    |                                  |        |
| <b>Andre Dawson, R</b> (1, 8)<br><small>OBP: 0.379, SLG: 0.601</small><br><b>Jerry White, S</b> (8, 8)<br><small>OBP: 0.314, SLG: 0.390</small>   | K   |                                 |                              | F8                              |                              | K                               |                              |                                 | 5-3                          | 3                               | 0                            | 0                               | 0                            | 0                               | 2                            | 1                               |                                  |                                    |                                  |        |
| <b>Gary Carter, R</b> (1, 2)<br><small>OBP: 0.317, SLG: 0.446</small><br><b>Mike Phillips, L</b> (8, 6)<br><small>OBP: 0.243, SLG: 0.258</small>  | F2  |                                 |                              | P6                              |                              |                                 | F7                           |                                 |                              | 3                               | 0                            | 0                               | 0                            | 0                               | 0                            | 1                               |                                  |                                    |                                  |        |
| <b>Warren Cromartie, L</b> (1, 9)<br><small>OBP: 0.338, SLG: 0.390</small><br><b>Bobby Ramos, R</b> (8, 2)<br><small>OBP: 0.231, SLG: 0.297</small>   |   | F9                              |                              |                                 |                              | L4                              |                              |                                 |                              | 3                               | 0                            | 1                               | 0                            | 0                               | 0                            | 0                               |                                  |                                    |                                  |        |
| <b>John Milner, L</b> (1, 3)<br><small>OBP: 0.301, SLG: 0.396</small>   |   | F9                              |                              |                                 |                              | L4                              |                              |                                 |                              | 3                               | 0                            | 0                               | 0                            | 0                               | 1                            | 1                               |                                  |                                    |                                  |        |
| <b>Brad Mills, L</b> (1, 5)<br><small>OBP: 0.167, SLG: 0.091</small>  |   |                                 |                              |                                 |                              | 4-3                             |                              |                                 | F8                           | 3                               | 0                            | 0                               | 0                            | 0                               | 1                            | 0                               |                                  |                                    |                                  |        |
| <b>Chris Speier, R</b> (1, 6)<br><small>OBP: 0.320, SLG: 0.311</small><br><b>Elias Sosa, R</b> (8, 1)<br><small>OBP: 1.000, SLG: 1.000</small>  |   |                                 | P3                           |                                 |                              | 6-3                             |                              |                                 | 4-3                          | 3                               | 0                            | 0                               | 0                            | 0                               | 0                            | 0                               |                                  |                                    |                                  |        |
| <b>Stan Bahnsen, R</b> (1, 1)<br><small>OBP: 0.143, SLG: 0.143</small><br><b>Tom Halloran, L</b> (3, PH)<br><small>OBP: 0.167, SLG: 0.107</small><br><b>Rick Engle, R</b> (3, 1)<br><small>OBP: 0.176, SLG: 0.125</small><br><b>Tom Gorman, L</b> (5, 1)<br><small>OBP: 0.304, SLG: 0.333</small><br><b>Terry Francona, L</b> (8, 9)<br><small>OBP: 0.304, SLG: 0.333</small> |   |                                 | 4-3                          |                                 |                              | K                               |                              |                                 | 6-3                          | 0                               | 0                            | 0                               | 0                            | 0                               | 0                            | 0                               |                                  |                                    |                                  |        |
| <b>Inning Stats</b>   | R: 0<br>E: 0<br>K: 1<br>S: 5                          | H: 0<br>LOB: 1<br>BB: 1<br>P: 9 | R: 0<br>E: 0<br>K: 1<br>S: 5 | H: 0<br>LOB: 0<br>BB: 0<br>P: 5 | R: 0<br>E: 0<br>K: 1<br>S: 6 | H: 1<br>LOB: 1<br>BB: 0<br>P: 6 | R: 0<br>E: 0<br>K: 1<br>S: 6 | H: 1<br>LOB: 1<br>BB: 0<br>P: 6 | R: 0<br>E: 0<br>K: 1<br>S: 5 | H: 0<br>LOB: 0<br>BB: 0<br>P: 5 | R: 0<br>E: 0<br>K: 1<br>S: 3 | H: 0<br>LOB: 0<br>BB: 0<br>P: 3 | R: 0<br>E: 0<br>K: 0<br>S: 3 | H: 0<br>LOB: 0<br>BB: 0<br>P: 3 | R: 0<br>E: 0<br>K: 1<br>S: 5 | H: 0<br>LOB: 0<br>BB: 0<br>P: 5 | 1B: 1<br>2B: 1<br>3B: 0<br>HR: 0 | SF: 0<br>SAC: 0<br>DP: 0<br>HBP: 0 | WP: 0<br>PB: 0<br>SB: 2<br>CS: 0 | PA: 30 |
| <b>PITCHER</b>  | IP WLS BF H R ER SO BB IBB HBP BLK WP HR S P ERA WHIP |                                 |                              |                                 |                              |                                 |                              |                                 |                              |                                 |                              |                                 |                              |                                 |                              |                                 |                                  |                                    |                                  |        |
| <b>Tom Seaver, R</b> (1, 1)<br><small>ERA: 2.24</small><br><b>Joe Price, L</b> (8, 1)<br><small>ERA: 3.21</small>   | 8.0 W 27 2 0 0 7 1 0 0 0 0 0 0 40 44 0.00 0.375       |                                 |                              |                                 |                              |                                 |                              |                                 |                              |                                 |                              |                                 |                              |                                 |                              |                                 |                                  |                                    |                                  |        |

**Montreal Expos @ Cincinnati Reds**  
Riverfront Stadium, Cincinnati, OH  
Wed Sep 02 1981, 7:05 PM EDT  
Att: 12,926 - Unknown


|     |    |
|-----|----|
| AB  | 29 |
| R   | 0  |
| H   | 2  |
| RBI | 0  |
| BB  | 1  |
| SO  | 8  |
| LOB | 4  |



| Batter   | 1   | 2                                | 3                            | 4                               | 5                             | 6                                | 7                            | 8                                | 9                            | AB                              | R                            | H                               | RBI                          | BB                              | SO                           | LOB                             | BOTTOM                           |                                    |                                  |        |
|--|---|----------------------------------|------------------------------|---------------------------------|-------------------------------|----------------------------------|------------------------------|----------------------------------|------------------------------|---------------------------------|------------------------------|---------------------------------|------------------------------|---------------------------------|------------------------------|---------------------------------|----------------------------------|------------------------------------|----------------------------------|--------|
| <b>Dave Collins, S</b> (1, 9)<br><small>OBP: 0.348, SLG: 0.397</small><br><b>Paul Householder, S</b> (8, 8)<br><small>OBP: 0.348, SLG: 0.397</small>   | HR<br>HBP   |                                  | 1B<br>2B                     | BB<br>1B                        |                               | 1-3                              |                              | F8                               |                              | 3                               | 3                            | 2                               | 0                            | 0                               | 0                            | 1                               |                                  |                                    |                                  |        |
| <b>Ken Griffey, L</b> (1, 8)<br><small>OBP: 0.385, SLG: 0.430</small><br><b>Sam Mejias, R</b> (8, 9)<br><small>OBP: 0.333, SLG: 0.364</small>  | F8  |                                  | 2B<br>1B                     | 1B<br>BB                        |                               | K                                |                              |                                  |                              | 3                               | 1                            | 1                               | 1                            | 1                               | 1                            | 1                               |                                  |                                    |                                  |        |
| <b>Dave Concepcion, R</b> (1, 6)<br><small>OBP: 0.355, SLG: 0.432</small><br><b>Junior Kennedy, R</b> (8, 4)<br><small>OBP: 0.229, SLG: 0.219</small>  | HR<br>BB  |                                  | G3<br>1B                     | 1B<br>BB                        |                               |                                  | F8                           |                                  |                              | 3                               | 1                            | 2                               | 3                            | 1                               | 0                            | 0                               |                                  |                                    |                                  |        |
| <b>George Foster, R</b> (1, 7)<br><small>OBP: 0.361, SLG: 0.527</small>  | HR  |                                  | K                            | F8                              |                               |                                  | 6-3                          |                                  |                              | 4                               | 1                            | 1                               | 3                            | 0                               | 1                            | 3                               |                                  |                                    |                                  |        |
| <b>Dan Driessen, L</b> (1, 3)<br><small>OBP: 0.336, SLG: 0.363</small>   | F9  |                                  | G3                           |                                 |                               |                                  | F9                           |                                  |                              | 4                               | 0                            | 1                               | 0                            | 0                               | 0                            | 1                               |                                  |                                    |                                  |        |
| <b>Ray Knight, R</b> (1, 5)<br><small>OBP: 0.336, SLG: 0.363</small>   | K   |                                  | K                            |                                 |                               |                                  | BB                           |                                  |                              | 3                               | 0                            | 0                               | 0                            | 1                               | 3                            | 2                               |                                  |                                    |                                  |        |
| <b>Ron Oester, S</b> (1, 4)<br><small>OBP: 0.325, SLG: 0.373</small><br><b>Mike O'Berry, R</b> (1, 2)<br><small>OBP: 0.253, SLG: 0.266</small>   |   | 3-1                              |                              | F7-8                            | P4                            |                                  |                              | FC4-6<br>1B                      |                              | 4                               | 0                            | 1                               | 0                            | 0                               | 0                            | 1                               |                                  |                                    |                                  |        |
| <b>Tom Seaver, R</b> (1, 1)<br><small>OBP: 0.292, SLG: 0.310</small><br><b>German Barranca, L</b> (8, PH)<br><small>OBP: 0.292, SLG: 0.310</small><br><b>Joe Price, R</b> (9, 1)<br><small>OBP: 0.292, SLG: 0.310</small>                  |   | F7                               |                              | 5-3                             | K                             |                                  |                              | P4                               |                              | 4                               | 0                            | 0                               | 0                            | 0                               | 1                            | 2                               |                                  |                                    |                                  |        |
| <b>Tom Seaver, R</b> (1, 1)<br><small>OBP: 0.292, SLG: 0.310</small><br><b>German Barranca, L</b> (8, PH)<br><small>OBP: 0.292, SLG: 0.310</small><br><b>Joe Price, R</b> (9, 1)<br><small>OBP: 0.292, SLG: 0.310</small>                  |   | K                                |                              | BB<br>1B<br>1B                  |                               |                                  |                              | F8                               | FC4-6                        | 3                               | 1                            | 1                               | 0                            | 0                               | 1                            | 0                               |                                  |                                    |                                  |        |
| <b>Inning Stats</b>  | R: 3<br>E: 0<br>K: 1<br>S: 6                          | H: 1<br>LOB: 0<br>BB: 1<br>P: 11 | R: 0<br>E: 0<br>K: 1<br>S: 5 | H: 0<br>LOB: 0<br>BB: 0<br>P: 5 | R: 2<br>E: 0<br>K: 2<br>S: 10 | H: 3<br>LOB: 1<br>BB: 0<br>P: 10 | R: 2<br>E: 0<br>K: 0<br>S: 6 | H: 3<br>LOB: 2<br>BB: 1<br>P: 10 | R: 0<br>E: 0<br>K: 1<br>S: 5 | H: 0<br>LOB: 0<br>BB: 0<br>P: 5 | R: 0<br>E: 0<br>K: 1<br>S: 6 | H: 1<br>LOB: 1<br>BB: 0<br>P: 6 | R: 0<br>E: 0<br>K: 0<br>S: 4 | H: 1<br>LOB: 1<br>BB: 0<br>P: 4 | R: 0<br>E: 0<br>K: 1<br>S: 5 | H: 1<br>LOB: 1<br>BB: 0<br>P: 4 | 1B: 5<br>2B: 3<br>3B: 0<br>HR: 1 | SF: 0<br>SAC: 0<br>DP: 0<br>HBP: 1 | WP: 0<br>PB: 0<br>SB: 1<br>CS: 0 | PA: 37 |
| <b>PITCHER</b>   | IP WLS BF H R ER SO BB IBB HBP BLK WP HR S P ERA WHIP |                                  |                              |                                 |                               |                                  |                              |                                  |                              |                                 |                              |                                 |                              |                                 |                              |                                 |                                  |                                    |                                  |        |
| <b>Stan Bahnsen, R</b> (1, 1)<br><small>ERA: 5.68</small><br><b>Rick Engle, L</b> (3, 1)<br><small>ERA: 15.0</small><br><b>Tom Gorman, L</b> (5, 1)<br><small>ERA: 4.44</small><br><b>Elias Sosa, R</b> (8, 1)<br><small>ERA: 4.44</small> | 2.0 L 9 6 4 4 2 1 0 0 0 0 0 0 16 20 13.50 3.500       |                                  |                              |                                 |                               |                                  |                              |                                  |                              |                                 |                              |                                 |                              |                                 |                              |                                 |                                  |                                    |                                  |        |

**Montreal Expos @ Cincinnati Reds**  
Riverfront Stadium, Cincinnati, OH  
Wed Sep 02 1981, 7:05 PM EDT  
Att: 12,926 - Unknown

|     |    |
|-----|----|
| AB  | 33 |
| R   | 7  |
| H   | 9  |
| RBI | 7  |
| BB  | 3  |
| SO  | 7  |
| LOB | 12 |





| Batter  | 1                            | 2                               | 3                            | 4                               | 5                            | 6                               | 7                            | 8                               | 9                            | AB                              | R                            | H                               | RBI                          | BB                              | SO                               | LOB                                | TOP                      |  |
|---|------------------------------|---------------------------------|------------------------------|---------------------------------|------------------------------|---------------------------------|------------------------------|---------------------------------|------------------------------|---------------------------------|------------------------------|---------------------------------|------------------------------|---------------------------------|----------------------------------|------------------------------------|--------------------------|--|
| <b>Tony Scott, S</b> (1, 8)<br>OBP: 0.288, SLG: 0.359     | F7                           |                                 |                              | F8                              |                              | F8                              |                              | 1-3                             |                              | 4                               | 0                            | 0                               | 0                            | 0                               | 0                                | 1                                  |                          |  |
| <b>Phil Garner, R</b> (1, 4)<br>OBP: 0.315, SLG: 0.313    | 6-3                          |                                 |                              | FC4-6<br>1B                     |                              | F8                              |                              | F8                              |                              | 4                               | 0                            | 1                               | 0                            | 0                               | 0                                | 1                                  |                          |  |
| <b>Terry Puhl, L</b> (1, 9)<br>OBP: 0.332, SLG: 0.374     | F8                           |                                 |                              | FC4-6<br>FC5<br>E<br>1-2        |                              | HR                              |                              | K                               |                              | 4                               | 1                            | 1                               | 0                            | 0                               | 1                                | 2                                  |                          |  |
| <b>Jose Cruz, L</b> (1, 7)<br>OBP: 0.315, SLG: 0.451      |                              | F9                              |                              | E4<br>1-2                       |                              | HR                              |                              | F9                              |                              | 4                               | 1                            | 1                               | 2                            | 0                               | 0                                | 1                                  |                          |  |
| <b>Cesar Cedeno, R</b> (1, 3)<br>OBP: 0.331, SLG: 0.367   | 1-3                          |                                 |                              | FC5<br>2-3f                     |                              | F8                              |                              | 1-3                             |                              | 4                               | 0                            | 0                               | 0                            | 0                               | 2                                |                                    |                          |  |
| <b>Art Howe, R</b> (1, 5)<br>OBP: 0.378, SLG: 0.432       | F2                           |                                 |                              |                                 | G4-6-3<br>BB                 |                                 | F7                           | F9                              |                              | 3                               | 0                            | 0                               | 0                            | 1                               | 0                                | 0                                  |                          |  |
| <b>Alan Ashby, S</b> (1, 2)<br>OBP: 0.355, SLG: 0.363     |                              |                                 | F8                           |                                 | G4-6-3<br>1-2f               |                                 | F7                           |                                 |                              | 3                               | 0                            | 0                               | 0                            | 0                               | 1                                |                                    |                          |  |
| <b>Craig Reynolds, L</b> (1, 6)<br>OBP: 0.272, SLG: 0.386 |                              |                                 | F9                           |                                 |                              |                                 | 3-1                          |                                 |                              | 3                               | 0                            | 1                               | 0                            | 0                               | 0                                | 0                                  |                          |  |
| <b>Dave Smith, R</b> (7, 1)<br>OBP: 0.200, SLG: 0.200     |                              |                                 | F9                           |                                 |                              |                                 | 1B                           |                                 |                              | 0                               | 0                            | 0                               | 0                            | 0                               | 0                                | 0                                  |                          |  |
| <b>Vern Ruhle, R</b> (1, 1)<br>OBP: 0.526, SLG: 0.308     |                              |                                 | K                            |                                 |                              |                                 | F8                           |                                 |                              | 2                               | 0                            | 0                               | 0                            | 0                               | 1                                | 1                                  |                          |  |
| <b>Kiko Garcia, R</b> (7, 6)<br>OBP: 0.333, SLG: 0.333    |                              |                                 |                              |                                 |                              |                                 |                              | F8<br>2B                        |                              | 1                               | 0                            | 1                               | 0                            | 0                               | 0                                | 0                                  |                          |  |
| <b>Inning Stats</b>                                       | R: 0<br>E: 0<br>K: 0<br>S: 3 | H: 0<br>LOB: 0<br>BB: 0<br>P: 3 | R: 0<br>E: 0<br>K: 0<br>S: 3 | H: 0<br>LOB: 0<br>BB: 0<br>P: 3 | R: 0<br>E: 0<br>K: 1<br>S: 5 | H: 0<br>LOB: 0<br>BB: 0<br>P: 5 | R: 0<br>E: 1<br>K: 0<br>S: 5 | H: 1<br>LOB: 2<br>BB: 0<br>P: 5 | R: 0<br>E: 0<br>K: 0<br>S: 3 | H: 0<br>LOB: 0<br>BB: 0<br>P: 3 | R: 0<br>E: 0<br>K: 1<br>S: 6 | H: 1<br>LOB: 1<br>BB: 0<br>P: 6 | R: 0<br>E: 0<br>K: 0<br>S: 3 | H: 0<br>LOB: 0<br>BB: 0<br>P: 3 | 1B: 2<br>2B: 2<br>3B: 0<br>HR: 1 | SF: 0<br>SAC: 0<br>DP: 1<br>HBP: 0 | WP: 0<br>PA: 33<br>CS: 0 |  |
| <b>PITCHER</b>  | IP                           | WLS                             | BF                           | H                               | R                            | ER                              | SO                           | BB                              | IBB                          | HBP                             | BLK                          | WP                              | HR                           | S                               | P                                | ERA                                | WHIP                     |  |
| <b>Scott Sanderson, R</b> (1, 1)<br>ERA: 2.36             | 7.0                          | L                               | 26                           | 4                               | 2                            | 2                               | 1                            | 1                               | 0                            | 0                               | 0                            | 0                               | 1                            | 27                              | 31                               | 2.57                               | 0.714                    |  |
| <b>Woodie Fryman, L</b> (8, 1)<br>ERA: 1.86               | 2.0                          |                                 | 7                            | 1                               | 0                            | 0                               | 1                            | 0                               | 0                            | 0                               | 0                            | 0                               | 0                            | 9                               | 9                                | 0.00                               | 0.500                    |  |

Houston Astros @ Montreal Expos  
Olympic Stadium, Montreal, QB  
Thu Sep 03 1981, 7:05 PM EDT  
Att: 24,833 - Unknown

|     |    |
|-----|----|
| AB  | 32 |
| R   | 2  |
| H   | 5  |
| RBI | 2  |
| BB  | 1  |
| SO  | 2  |
| LOB | 9  |



| Batter  | 1                            | 2                               | 3                            | 4                               | 5                            | 6                               | 7                            | 8                               | 9                            | AB                              | R                            | H                               | RBI                          | BB                              | SO                           | LOB                             | BOTTOM                           |                                    |                          |
|---|------------------------------|---------------------------------|------------------------------|---------------------------------|------------------------------|---------------------------------|------------------------------|---------------------------------|------------------------------|---------------------------------|------------------------------|---------------------------------|------------------------------|---------------------------------|------------------------------|---------------------------------|----------------------------------|------------------------------------|--------------------------|
| <b>Tim Raines, S</b> (1, 7)<br>OBP: 0.393, SLG: 0.426       | S<br>1B                      |                                 | G3                           |                                 | F8                           |                                 |                              | G3                              |                              | 4                               | 0                            | 1                               | 0                            | 0                               | 0                            | 1                               |                                  |                                    |                          |
| <b>Rodney Scott, S</b> (1, 4)<br>OBP: 0.321, SLG: 0.259     | 4-0<br>1-2<br>BB             |                                 |                              |                                 | 4-3                          |                                 |                              | K                               |                              | 3                               | 0                            | 1                               | 0                            | 1                               | 1                            | 1                               |                                  |                                    |                          |
| <b>Andre Dawson, R</b> (1, 8)<br>OBP: 0.377, SLG: 0.596     | F7                           |                                 | 5-3                          |                                 |                              |                                 | CS<br>1B                     | 6-3                             |                              | 4                               | 0                            | 1                               | 0                            | 0                               | 0                            | 3                               |                                  |                                    |                          |
| <b>Gary Carter, R</b> (1, 2)<br>OBP: 0.313, SLG: 0.439      | F7                           |                                 |                              | 5-3                             |                              | 6-3                             |                              |                                 |                              | 4                               | 0                            | 0                               | 0                            | 0                               | 0                            | 3                               |                                  |                                    |                          |
| <b>Warren Cromartie, L</b> (1, 9)<br>OBP: 0.337, SLG: 0.395 | F8                           |                                 |                              | G3                              |                              | F7                              |                              |                                 |                              | 4                               | 0                            | 1                               | 0                            | 0                               | 0                            | 2                               |                                  |                                    |                          |
| <b>John Milner, L</b> (1, 3)<br>OBP: 0.302, SLG: 0.388      |                              | G3                              |                              |                                 | 4-3                          |                                 |                              |                                 |                              | 2                               | 0                            | 0                               | 0                            | 1                               | 0                            | 0                               |                                  |                                    |                          |
| <b>Mike Phillips, L</b> (7, FR)<br>OBP: 0.243, SLG: 0.258   |                              |                                 |                              |                                 |                              |                                 |                              |                                 |                              | 0                               | 0                            | 0                               | 0                            | 0                               | 0                            | 0                               |                                  |                                    |                          |
| <b>Tom Hutton, L</b> (8, 3)<br>OBP: 0.161, SLG: 0.103       |                              |                                 |                              |                                 |                              |                                 | CS<br>BB                     |                                 |                              | 1                               | 0                            | 0                               | 0                            | 0                               | 0                            | 1                               |                                  |                                    |                          |
| <b>Larry Parrish, R</b> (1, 5)<br>OBP: 0.276, SLG: 0.342    |                              | F8                              |                              |                                 |                              | HR                              |                              |                                 |                              | 3                               | 1                            | 1                               | 1                            | 0                               | 1                            | 1                               |                                  |                                    |                          |
| <b>Terry Francona, L</b> (9, PH)<br>OBP: 0.348, SLG: 0.318  |                              |                                 |                              |                                 |                              |                                 | 1-2                          | K                               |                              | 1                               | 0                            | 0                               | 0                            | 0                               | 0                            | 1                               |                                  |                                    |                          |
| <b>Chris Speier, R</b> (1, 6)<br>OBP: 0.320, SLG: 0.311     |                              | 6-3                             |                              |                                 |                              |                                 |                              |                                 |                              | 3                               | 0                            | 1                               | 0                            | 0                               | 0                            | 0                               |                                  |                                    |                          |
| <b>Scott Sanderson, R</b> (1, 1)<br>ERA: 3.38               |                              |                                 |                              |                                 |                              |                                 |                              |                                 |                              | 1                               | 0                            | 0                               | 0                            | 1                               | 0                            | 0                               |                                  |                                    |                          |
| <b>Jerry White, S</b> (7, PH)<br>OBP: 0.310, SLG: 0.385     |                              |                                 | 1-3                          |                                 |                              |                                 |                              |                                 |                              | 1                               | 0                            | 0                               | 0                            | 0                               | 0                            | 1                               |                                  |                                    |                          |
| <b>Woodie Fryman, R</b> (8, 1)<br>OBP: 0.500, SLG: 0.500    |                              |                                 |                              |                                 |                              |                                 |                              |                                 |                              | 0                               | 0                            | 0                               | 0                            | 0                               | 0                            | 0                               |                                  |                                    |                          |
| <b>Inning Stats</b>   | R: 0<br>E: 0<br>K: 0<br>S: 4 | H: 1<br>LOB: 2<br>BB: 1<br>P: 8 | R: 0<br>E: 0<br>K: 0<br>S: 3 | H: 0<br>LOB: 0<br>BB: 0<br>P: 3 | R: 0<br>E: 0<br>K: 0<br>S: 4 | H: 1<br>LOB: 1<br>BB: 0<br>P: 4 | R: 0<br>E: 0<br>K: 0<br>S: 3 | H: 0<br>LOB: 0<br>BB: 0<br>P: 3 | R: 1<br>E: 0<br>K: 0<br>S: 4 | H: 1<br>LOB: 1<br>BB: 1<br>P: 8 | R: 0<br>E: 0<br>K: 1<br>S: 5 | H: 1<br>LOB: 1<br>BB: 1<br>P: 9 | R: 0<br>E: 0<br>K: 1<br>S: 5 | H: 0<br>LOB: 0<br>BB: 0<br>P: 5 | R: 0<br>E: 0<br>K: 0<br>S: 4 | H: 1<br>LOB: 1<br>BB: 0<br>P: 4 | 1B: 4<br>2B: 0<br>3B: 1<br>HR: 1 | SF: 0<br>SAC: 0<br>DP: 0<br>HBP: 0 | WP: 0<br>PA: 34<br>CS: 2 |
| <b>PITCHER</b>  | IP                           | WLS                             | BF                           | H                               | R                            | ER                              | SO                           | BB                              | IBB                          | HBP                             | BLK                          | WP                              | HR                           | S                               | P                            | ERA                             | WHIP                             |                                    |                          |
| <b>Vern Ruhle, R</b> (1, 1)<br>ERA: 3.38                    | 6.0                          | W                               | 23                           | 4                               | 1                            | 1                               | 0                            | 2                               | 0                            | 0                               | 0                            | 0                               | 1                            | 21                              | 29                           | 1.50                            | 1.000                            |                                    |                          |
| <b>Dave Smith, R</b> (7, 1)<br>ERA: 3.15                    | 3.0                          | S                               | 11                           | 2                               | 0                            | 0                               | 2                            | 1                               | 0                            | 0                               | 0                            | 0                               | 0                            | 14                              | 18                           | 0.00                            | 1.000                            |                                    |                          |

Houston Astros @ Montreal Expos  
Olympic Stadium, Montreal, QB  
Thu Sep 03 1981, 7:05 PM EDT  
Att: 24,833 - Unknown

|     |    |
|-----|----|
| AB  | 31 |
| R   | 1  |
| H   | 6  |
| RBI | 1  |
| BB  | 3  |
| SO  | 2  |
| LOB | 14 |





| Batter   | 1                            | 2                               | 3                            | 4                               | 5                            | 6                               | 7                            | 8                               | 9                            | AB                              | R                            | H                                | RBI                          | BB                              | SO                           | LOB                             | TOP                          |                                 |                                   |                                    |                                  |        |  |  |  |
|--|------------------------------|---------------------------------|------------------------------|---------------------------------|------------------------------|---------------------------------|------------------------------|---------------------------------|------------------------------|---------------------------------|------------------------------|----------------------------------|------------------------------|---------------------------------|------------------------------|---------------------------------|------------------------------|---------------------------------|-----------------------------------|------------------------------------|----------------------------------|--------|--|--|--|
| Tony Scott, S (1, 8)<br>OBP: 0.287, SLG: 0.356     | 4-3                          | K                               |                              | 1B                              |                              | K                               |                              | 6-3                             |                              | 5                               | 0                            | 1                                | 0                            | 0                               | 2                            | 5                               |                              |                                 |                                   |                                    |                                  |        |  |  |  |
| Phil Garner, R (1, 4)<br>OBP: 0.317, SLG: 0.320    | 2B                           |                                 | 1-3                          |                                 |                              | K                               |                              | 6-3 SH1-4<br>1B                 | F8                           | 5                               | 1                            | 2                                | 0                            | 0                               | 1                            | 0                               |                              |                                 |                                   |                                    |                                  |        |  |  |  |
| Terry Puhl, L (1, 9)<br>OBP: 0.331, SLG: 0.369     | BB                           |                                 | F7                           |                                 | L4                           |                                 | SH1-4                        |                                 | F5                           | 3                               | 0                            | 0                                | 0                            | 1                               | 0                            | 0                               |                              |                                 |                                   |                                    |                                  |        |  |  |  |
| Jose Cruz, L (1, 7)<br>OBP: 0.314, SLG: 0.447      | F7                           |                                 | S<br>1B                      |                                 | K                            |                                 | 6-3                          |                                 | K<br>2B                      | 5                               | 2                            | 1                                | 0                            | 0                               | 2                            | 3                               |                              |                                 |                                   |                                    |                                  |        |  |  |  |
| Cesar Cedeno, R (1, 3)<br>OBP: 0.339, SLG: 0.383   | 6-3                          |                                 | FC5<br>1-H<br>1B             |                                 |                              | G3<br>1B                        |                              |                                 | WP<br>2B                     | 5                               | 2                            | 4                                | 3                            | 0                               | 0                            | 2                               |                              |                                 |                                   |                                    |                                  |        |  |  |  |
| Art Howe, R (1, 5)<br>OBP: 0.375, SLG: 0.428       |                              | 1B                              | FC5                          |                                 |                              | G3                              |                              | F8                              | 4-3                          | 5                               | 0                            | 1                                | 0                            | 0                               | 0                            | 3                               |                              |                                 |                                   |                                    |                                  |        |  |  |  |
| Alan Ashby, S (1, 2)<br>OBP: 0.357, SLG: 0.366     |                              | 1B                              |                              |                                 | F8                           |                                 |                              |                                 | SH1<br>1B                    | 4                               | 0                            | 2                                | 0                            | 0                               | 0                            | 1                               |                              |                                 |                                   |                                    |                                  |        |  |  |  |
| Craig Reynolds, L (1, 6)<br>OBP: 0.272, SLG: 0.382 | F8                           |                                 |                              |                                 | K2-3                         |                                 |                              |                                 | F9                           | 3                               | 0                            | 0                                | 0                            | 1                               | 1                            | 3                               |                              |                                 |                                   |                                    |                                  |        |  |  |  |
| Nolan Ryan, R (1, 1)<br>OBP: 0.275, SLG: 0.194     | F3                           |                                 |                              |                                 |                              |                                 |                              |                                 | SH1                          | 3                               | 0                            | 2                                | 1                            | 0                               | 0                            | 2                               |                              |                                 |                                   |                                    |                                  |        |  |  |  |
| Joe Sambito, L (8, 1)                              |                              |                                 |                              | 1B                              |                              | 1-2<br>3-H<br>1B                |                              |                                 |                              | 0                               | 0                            | 0                                | 0                            | 0                               | 0                            | 0                               |                              |                                 |                                   |                                    |                                  |        |  |  |  |
| <b>Inning Stats</b>                                | R: 0<br>E: 0<br>K: 0<br>S: 4 | H: 1<br>LOB: 2<br>BB: 1<br>P: 8 | R: 0<br>E: 0<br>K: 1<br>S: 7 | H: 2<br>LOB: 2<br>BB: 0<br>P: 7 | R: 1<br>E: 0<br>K: 0<br>S: 5 | H: 2<br>LOB: 1<br>BB: 0<br>P: 5 | R: 0<br>E: 0<br>K: 1<br>S: 6 | H: 2<br>LOB: 0<br>BB: 0<br>P: 6 | R: 0<br>E: 0<br>K: 2<br>S: 7 | H: 0<br>LOB: 0<br>BB: 0<br>P: 7 | R: 1<br>E: 0<br>K: 1<br>S: 7 | H: 2<br>LOB: 2<br>BB: 1<br>P: 11 | R: 1<br>E: 0<br>K: 0<br>S: 5 | H: 2<br>LOB: 1<br>BB: 0<br>P: 5 | R: 0<br>E: 0<br>K: 0<br>S: 4 | H: 1<br>LOB: 1<br>BB: 0<br>P: 4 | R: 2<br>E: 0<br>K: 1<br>S: 7 | H: 1<br>LOB: 0<br>BB: 0<br>P: 7 | 1B: 10<br>2B: 3<br>3B: 0<br>HR: 0 | SF: 0<br>SAC: 2<br>DP: 0<br>HBP: 0 | WP: 2<br>PB: 0<br>SB: 2<br>CS: 0 | PA: 42 |  |  |  |
| <b>PITCHER</b>                                     | IP                           | WLS                             | BF                           | H                               | R                            | ER                              | SO                           | BB                              | IBB                          | HBP                             | BLK                          | WP                               | HR                           | S                               | P                            | ERA                             | WHIP                         |                                 |                                   |                                    |                                  |        |  |  |  |
| Bill Gullickson, R (1, 1)<br>ERA: 2.85             | 6.0                          | L                               | 28                           | 9                               | 2                            | 2                               | 5                            | 1                               | 1                            | 0                               | 0                            | 0                                | 0                            | 36                              | 44                           | 3.00                            | 1.667                        |                                 |                                   |                                    |                                  |        |  |  |  |
| Grant Jackson, L (7, 1)<br>ERA: 2.52               | 2.0                          |                                 | 9                            | 3                               | 1                            | 1                               | 0                            | 0                               | 0                            | 0                               | 0                            | 0                                | 0                            | 9                               | 9                            | 4.50                            | 1.500                        |                                 |                                   |                                    |                                  |        |  |  |  |
| Tom Gorman, L (9, 1)<br>ERA: 4.5                   | 1.0                          |                                 | 5                            | 1                               | 2                            | 2                               | 1                            | 0                               | 0                            | 0                               | 0                            | 2                                | 0                            | 7                               | 7                            | 18.00                           | 1.000                        |                                 |                                   |                                    |                                  |        |  |  |  |

Houston Astros @ Montreal Expos  
Olympic Stadium, Montreal, QB  
Fri Sep 04 1981, 7:05 PM EDT  
Att: 32,580 - Unknown

AB 38  
R 5  
H 13  
RBI 4  
BB 2  
SO 6  
LOB 19



| Batter   | 1                            | 2                               | 3                            | 4                               | 5                            | 6                               | 7                            | 8                               | 9                            | AB                              | R                            | H                               | RBI                          | BB                              | SO                           | LOB                             | BOTTOM                       |                                 |                                  |                                    |                                  |        |  |  |  |
|--|------------------------------|---------------------------------|------------------------------|---------------------------------|------------------------------|---------------------------------|------------------------------|---------------------------------|------------------------------|---------------------------------|------------------------------|---------------------------------|------------------------------|---------------------------------|------------------------------|---------------------------------|------------------------------|---------------------------------|----------------------------------|------------------------------------|----------------------------------|--------|--|--|--|
| Tim Raines, S (1, 7)<br>OBP: 0.391, SLG: 0.423       | F7                           |                                 | K                            |                                 |                              | 4-3                             |                              |                                 |                              | 4                               | 0                            | 1                               | 0                            | 0                               | 1                            | 0                               |                              |                                 |                                  |                                    |                                  |        |  |  |  |
| Rodney Scott, S (1, 4)<br>OBP: 0.321, SLG: 0.257     |                              |                                 |                              |                                 |                              |                                 |                              |                                 |                              | 2                               | 0                            | 0                               | 0                            | 1                               | 0                            | 0                               |                              |                                 |                                  |                                    |                                  |        |  |  |  |
| Tim Wallach, R (8, PH)<br>OBP: 0.291, SLG: 0.333     | S<br>BB                      |                                 |                              |                                 |                              |                                 |                              |                                 |                              | 1                               | 0                            | 0                               | 0                            | 0                               | 0                            | 3                               |                              |                                 |                                  |                                    |                                  |        |  |  |  |
| Tom Gorman, L (9, 1)                                 |                              |                                 |                              |                                 |                              |                                 |                              |                                 |                              | 0                               | 0                            | 0                               | 0                            | 0                               | 0                            | 0                               |                              |                                 |                                  |                                    |                                  |        |  |  |  |
| Andre Dawson, R (1, 8)<br>OBP: 0.376, SLG: 0.591     | F7                           |                                 |                              |                                 |                              |                                 |                              |                                 |                              | 4                               | 0                            | 1                               | 0                            | 0                               | 0                            | 1                               |                              |                                 |                                  |                                    |                                  |        |  |  |  |
| Gary Carter, R (1, 2)<br>OBP: 0.308, SLG: 0.432      | 5-3                          |                                 |                              |                                 |                              |                                 |                              |                                 |                              | 4                               | 0                            | 0                               | 0                            | 0                               | 0                            | 2                               |                              |                                 |                                  |                                    |                                  |        |  |  |  |
| Warren Cromartie, L (1, 9)<br>OBP: 0.336, SLG: 0.391 |                              | 4-3                             |                              |                                 |                              |                                 |                              |                                 |                              | 3                               | 0                            | 0                               | 0                            | 1                               | 1                            | 0                               |                              |                                 |                                  |                                    |                                  |        |  |  |  |
| John Milner, L (1, 3)<br>OBP: 0.294, SLG: 0.377      |                              | K                               |                              |                                 |                              |                                 |                              |                                 |                              | 3                               | 0                            | 0                               | 0                            | 0                               | 1                            | 2                               |                              |                                 |                                  |                                    |                                  |        |  |  |  |
| Larry Parrish, R (1, 5)<br>OBP: 0.277, SLG: 0.342    |                              | 4-3                             |                              |                                 |                              |                                 |                              |                                 |                              | 3                               | 0                            | 1                               | 0                            | 0                               | 1                            | 0                               |                              |                                 |                                  |                                    |                                  |        |  |  |  |
| Chris Speier, R (1, 6)<br>OBP: 0.320, SLG: 0.308     |                              |                                 | 6-3                          |                                 |                              |                                 |                              |                                 |                              | 2                               | 0                            | 0                               | 0                            | 1                               | 1                            | 0                               |                              |                                 |                                  |                                    |                                  |        |  |  |  |
| Bill Gullickson, R (1, 1)<br>OBP: 0.167, SLG: 0.171  |                              |                                 |                              |                                 |                              |                                 |                              |                                 |                              | 1                               | 0                            | 0                               | 0                            | 0                               | 1                            | 0                               |                              |                                 |                                  |                                    |                                  |        |  |  |  |
| Rowland Office, L (6, PH)<br>OBP: 0.167, SLG: 0.116  |                              |                                 |                              |                                 |                              |                                 |                              |                                 |                              | 1                               | 0                            | 0                               | 0                            | 0                               | 1                            | 0                               |                              |                                 |                                  |                                    |                                  |        |  |  |  |
| Grant Jackson, S (7, 1)                              |                              |                                 |                              |                                 |                              |                                 |                              |                                 |                              | 0                               | 0                            | 0                               | 0                            | 0                               | 0                            | 0                               |                              |                                 |                                  |                                    |                                  |        |  |  |  |
| Jerry White, S (8, PH)<br>OBP: 0.307, SLG: 0.380     |                              |                                 |                              |                                 |                              |                                 |                              |                                 |                              | 1                               | 0                            | 0                               | 0                            | 0                               | 0                            | 2                               |                              |                                 |                                  |                                    |                                  |        |  |  |  |
| Mike Phillips, L (9, 4)<br>OBP: 0.243, SLG: 0.258    |                              |                                 |                              |                                 |                              |                                 |                              |                                 |                              | 0                               | 0                            | 0                               | 0                            | 0                               | 0                            | 0                               |                              |                                 |                                  |                                    |                                  |        |  |  |  |
| <b>Inning Stats</b>                                  | R: 0<br>E: 0<br>K: 0<br>S: 3 | H: 0<br>LOB: 1<br>BB: 1<br>P: 7 | R: 0<br>E: 0<br>K: 1<br>S: 5 | H: 0<br>LOB: 0<br>BB: 0<br>P: 5 | R: 0<br>E: 0<br>K: 2<br>S: 7 | H: 0<br>LOB: 0<br>BB: 0<br>P: 7 | R: 0<br>E: 0<br>K: 0<br>S: 3 | H: 0<br>LOB: 0<br>BB: 0<br>P: 3 | R: 0<br>E: 0<br>K: 2<br>S: 7 | H: 0<br>LOB: 0<br>BB: 0<br>P: 7 | R: 0<br>E: 0<br>K: 2<br>S: 7 | H: 0<br>LOB: 0<br>BB: 0<br>P: 7 | R: 0<br>E: 0<br>K: 0<br>S: 4 | H: 1<br>LOB: 2<br>BB: 1<br>P: 8 | R: 0<br>E: 0<br>K: 0<br>S: 4 | H: 2<br>LOB: 2<br>BB: 1<br>P: 8 | R: 0<br>E: 0<br>K: 0<br>S: 3 | H: 0<br>LOB: 0<br>BB: 0<br>P: 3 | 1B: 3<br>2B: 0<br>3B: 0<br>HR: 0 | SF: 0<br>SAC: 0<br>DP: 0<br>HBP: 0 | WP: 0<br>PB: 0<br>SB: 1<br>CS: 0 | PA: 32 |  |  |  |
| <b>PITCHER</b>                                       | IP                           | WLS                             | BF                           | H                               | R                            | ER                              | SO                           | BB                              | IBB                          | HBP                             | BLK                          | WP                              | HR                           | S                               | P                            | ERA                             | WHIP                         |                                 |                                  |                                    |                                  |        |  |  |  |
| Nolan Ryan, R (1, 1)<br>ERA: 1.29                    | 7.0                          | W                               | 26                           | 2                               | 0                            | 0                               | 7                            | 3                               | 0                            | 0                               | 0                            | 0                               | 0                            | 37                              | 49                           | 0.00                            | 0.714                        |                                 |                                  |                                    |                                  |        |  |  |  |
| Joe Sambito, L (8, 1)<br>ERA: 1.77                   | 2.0                          | S                               | 6                            | 1                               | 0                            | 0                               | 0                            | 0                               | 0                            | 0                               | 0                            | 0                               | 0                            | 6                               | 6                            | 0.00                            | 0.500                        |                                 |                                  |                                    |                                  |        |  |  |  |

Houston Astros @ Montreal Expos  
Olympic Stadium, Montreal, QB  
Fri Sep 04 1981, 7:05 PM EDT  
Att: 32,580 - Unknown

AB 29  
R 0  
H 3  
RBI 0  
BB 3  
SO 7  
LOB 10







| Batter   | 1  | 2                               | 3                            | 4                               | 5                            | 6                               | 7                            | 8                               | 9                            | AB                              | R                            | H                               | RBI                          | BB                              | SO                           | LOB  | TOP  |                                  |                                    |                                  |
|--|--|---------------------------------|------------------------------|---------------------------------|------------------------------|---------------------------------|------------------------------|---------------------------------|------------------------------|---------------------------------|------------------------------|---------------------------------|------------------------------|---------------------------------|------------------------------|--|--|----------------------------------|------------------------------------|----------------------------------|
| <b>Tony Scott, S</b><br>OBP: 0.286, SLG: 0.355 (1, 8)      |  |                                 |                              |                                 |                              |                                 |                              |                                 |                              | 4                               | 0                            | 1                               | 0                            | 0                               | 0                            | 2  | <b>Houston Astros @ Montreal Expos</b><br>Olympic Stadium, Montreal, QB<br>Sat Sep 05 1981, 3:33 AM EDT<br>Att: 30,471 - Unknown |                                  |                                    |                                  |
| <b>Phil Garner, R</b><br>OBP: 0.313, SLG: 0.315 (1, 4)     |  |                                 |                              |                                 |                              |                                 |                              |                                 |                              | 3                               | 0                            | 0                               | 0                            | 0                               | 1                            | 1  |  |                                  |                                    |                                  |
| <b>Terry Puhl, L</b><br>OBP: 0.327, SLG: 0.364 (1, 9)      |  |                                 |                              |                                 |                              |                                 |                              |                                 |                              | 4                               | 0                            | 0                               | 0                            | 0                               | 1                            | 2  |  |                                  |                                    |                                  |
| <b>Jose Cruz, L</b><br>OBP: 0.313, SLG: 0.443 (1, 7)       |  |                                 |                              |                                 |                              |                                 |                              |                                 |                              | 3                               | 0                            | 0                               | 0                            | 1                               | 1                            | 0  |  |                                  |                                    |                                  |
| <b>Cesar Cedeno, R</b><br>OBP: 0.334, SLG: 0.377 (1, 3)    |  |                                 |                              |                                 |                              |                                 |                              |                                 |                              | 4                               | 0                            | 0                               | 0                            | 0                               | 0                            | 2  |  |                                  |                                    |                                  |
| <b>Art Howe, R</b><br>OBP: 0.273, SLG: 0.436 (1, 5)        |  |                                 |                              |                                 |                              |                                 |                              |                                 |                              | 4                               | 2                            | 3                               | 0                            | 0                               | 0                            | 0  |  |                                  |                                    |                                  |
| <b>Alan Ashby, S</b><br>OBP: 0.380, SLG: 0.369 (1, 2)      |  |                                 |                              |                                 |                              |                                 |                              |                                 |                              | 4                               | 0                            | 2                               | 2                            | 0                               | 1                            | 1  |  |                                  |                                    |                                  |
| <b>Craig Reynolds, L</b><br>OBP: 0.273, SLG: 0.381 (9, PH) |  |                                 |                              |                                 |                              |                                 |                              |                                 |                              | 3                               | 0                            | 1                               | 0                            | 0                               | 0                            | 1  |  |                                  |                                    |                                  |
| <b>Denny Walling, L</b><br>OBP: 0.350, SLG: 0.385 (9, PH)  |  |                                 |                              |                                 |                              |                                 |                              |                                 |                              | 1                               | 0                            | 0                               | 0                            | 0                               | 0                            | 1  |  |                                  |                                    |                                  |
| <b>Don Sutton, R</b><br>OBP: 0.205, SLG: 0.103 (8, PH)     |  |                                 |                              |                                 |                              |                                 |                              |                                 |                              | 2                               | 0                            | 0                               | 0                            | 0                               | 0                            | 2  |  |                                  |                                    |                                  |
| <b>Danny Heep, L</b><br>OBP: 0.307, SLG: 0.253 (8, PH)     |  |                                 |                              |                                 |                              |                                 |                              |                                 |                              | 1                               | 0                            | 1                               | 0                            | 0                               | 0                            | 0  |  |                                  |                                    |                                  |
| <b>Frank LaCorte, R</b><br>OBP: 0.500, SLG: 0.500 (8, 1)   |  |                                 |                              |                                 |                              |                                 |                              |                                 |                              | 0                               | 0                            | 0                               | 0                            | 0                               | 0                            | 0  |  |                                  |                                    |                                  |
| <b>Inning Stats</b>  | R: 0<br>E: 0<br>K: 0<br>S: 4   | H: 1<br>LOB: 2<br>BB: 1<br>P: 8 | R: 1<br>E: 0<br>K: 0<br>S: 5 | H: 3<br>LOB: 1<br>BB: 0<br>P: 5 | R: 0<br>E: 0<br>K: 1<br>S: 5 | H: 0<br>LOB: 0<br>BB: 0<br>P: 5 | R: 0<br>E: 0<br>K: 1<br>S: 6 | H: 1<br>LOB: 1<br>BB: 0<br>P: 6 | R: 0<br>E: 0<br>K: 0<br>S: 3 | H: 0<br>LOB: 0<br>BB: 0<br>P: 3 | R: 0<br>E: 0<br>K: 0<br>S: 3 | H: 0<br>LOB: 0<br>BB: 0<br>P: 3 | R: 0<br>E: 0<br>K: 1<br>S: 6 | H: 1<br>LOB: 1<br>BB: 0<br>P: 6 | R: 1<br>E: 0<br>K: 1<br>S: 7 | H: 2<br>LOB: 1<br>BB: 0<br>P: 7  |  | 1B: 7<br>2B: 1<br>3B: 0<br>HR: 0 | SF: 0<br>SAC: 1<br>DP: 0<br>HBP: 0 | WP: 2<br>PB: 0<br>SB: 0<br>CS: 0 |
| <b>PITCHER</b><br><b>Ray Burris, R</b><br>ERA: 3.01 (1, 1) | IP: 9.0<br>WLS: W<br>BF: 35<br>H: 8<br>R: 2<br>ER: 2<br>SO: 4<br>BB: 1<br>IBB: 0<br>HBP: 0<br>BLK: 0<br>WP: 2<br>HR: 0<br>S: 42<br>P: 46<br>ERA: 2.00<br>WHIP: 1.000 |                                 |                              |                                 |                              |                                 |                              |                                 |                              |                                 |                              |                                 |                              |                                 |                              | <b>PITCHER</b><br>IP: WLS: BF: H: R: ER: SO: BB: IBB: HBP: BLK: WP: HR: S: P: ERA: WHIP: |  |                                  |                                    |                                  |

| Batter  | 1  | 2                               | 3                            | 4                               | 5                            | 6                               | 7                            | 8                               | 9                            | AB                              | R                            | H                               | RBI                          | BB                              | SO                           | LOB  | BOTTOM   |                                  |                                    |                                  |        |
|---|--|---------------------------------|------------------------------|---------------------------------|------------------------------|---------------------------------|------------------------------|---------------------------------|------------------------------|---------------------------------|------------------------------|---------------------------------|------------------------------|---------------------------------|------------------------------|--|--|----------------------------------|------------------------------------|----------------------------------|--------|
| <b>Tim Raines, S</b><br>OBP: 0.393, SLG: 0.435 (1, 7)       |  |                                 |                              |                                 |                              |                                 |                              |                                 |                              | 4                               | 2                            | 2                               | 1                            | 0                               | 0                            | 2  | <b>Houston Astros @ Montreal Expos</b><br>Olympic Stadium, Montreal, QB<br>Sat Sep 05 1981, 3:33 AM EDT<br>Att: 30,471 - Unknown |                                  |                                    |                                  |        |
| <b>Rodney Scott, S</b><br>OBP: 0.323, SLG: 0.261 (1, 4)     |  |                                 |                              |                                 |                              |                                 |                              |                                 |                              | 4                               | 2                            | 2                               | 0                            | 0                               | 1                            | 2  |  |                                  |                                    |                                  |        |
| <b>Andre Dawson, R</b><br>OBP: 0.381, SLG: 0.602 (1, 8)     |  |                                 |                              |                                 |                              |                                 |                              |                                 |                              | 3                               | 1                            | 2                               | 2                            | 1                               | 0                            | 0  |  |                                  |                                    |                                  |        |
| <b>Gary Carter, R</b><br>OBP: 0.304, SLG: 0.426 (1, 2)      |  |                                 |                              |                                 |                              |                                 |                              |                                 |                              | 4                               | 0                            | 0                               | 1                            | 0                               | 0                            | 3  |  |                                  |                                    |                                  |        |
| <b>Warren Cromartie, L</b><br>OBP: 0.331, SLG: 0.385 (1, 9) |  |                                 |                              |                                 |                              |                                 |                              |                                 |                              | 4                               | 0                            | 0                               | 0                            | 0                               | 0                            | 3  |  |                                  |                                    |                                  |        |
| <b>John Milner, L</b><br>OBP: 0.293, SLG: 0.373 (1, 3)      |  |                                 |                              |                                 |                              |                                 |                              |                                 |                              | 4                               | 0                            | 1                               | 0                            | 0                               | 0                            | 0  |  |                                  |                                    |                                  |        |
| <b>Larry Parrish, R</b><br>OBP: 0.272, SLG: 0.336 (1, 5)    |  |                                 |                              |                                 |                              |                                 |                              |                                 |                              | 4                               | 0                            | 0                               | 0                            | 0                               | 1                            | 2  |  |                                  |                                    |                                  |        |
| <b>Chris Speier, R</b><br>OBP: 0.319, SLG: 0.307 (1, 6)     |  |                                 |                              |                                 |                              |                                 |                              |                                 |                              | 4                               | 0                            | 1                               | 0                            | 0                               | 1                            | 2  |  |                                  |                                    |                                  |        |
| <b>Ray Burris, R</b><br>OBP: 0.303, SLG: 0.214 (1, 1)       |  |                                 |                              |                                 |                              |                                 |                              |                                 |                              | 3                               | 0                            | 2                               | 0                            | 0                               | 1                            | 1  |  |                                  |                                    |                                  |        |
| <b>Inning Stats</b>   | R: 2<br>E: 0<br>K: 0<br>S: 5   | H: 2<br>LOB: 0<br>BB: 0<br>P: 5 | R: 0<br>E: 0<br>K: 1<br>S: 5 | H: 0<br>LOB: 0<br>BB: 0<br>P: 5 | R: 2<br>E: 1<br>K: 0<br>S: 5 | H: 2<br>LOB: 1<br>BB: 1<br>P: 9 | R: 0<br>E: 0<br>K: 0<br>S: 5 | H: 2<br>LOB: 2<br>BB: 0<br>P: 5 | R: 0<br>E: 0<br>K: 1<br>S: 6 | H: 0<br>LOB: 1<br>BB: 0<br>P: 6 | R: 1<br>E: 0<br>K: 1<br>S: 6 | H: 1<br>LOB: 0<br>BB: 0<br>P: 6 | R: 0<br>E: 0<br>K: 1<br>S: 6 | H: 1<br>LOB: 1<br>BB: 0<br>P: 6 | R: 0<br>E: 0<br>K: 1<br>S: 6 | H: 1<br>LOB: 1<br>BB: 0<br>P: 6  |  | 1B: 8<br>2B: 0<br>3B: 0<br>HR: 2 | SF: 0<br>SAC: 0<br>DP: 1<br>HBP: 0 | WP: 0<br>PB: 0<br>SB: 0<br>CS: 0 | PA: 35 |
| <b>PITCHER</b><br><b>Don Sutton, R</b><br>ERA: 3.23 (1, 1)  | IP: 7.0<br>WLS: L<br>BF: 31<br>H: 9<br>R: 5<br>ER: 4<br>SO: 3<br>BB: 1<br>IBB: 0<br>HBP: 0<br>BLK: 0<br>WP: 2<br>HR: 2<br>S: 36<br>P: 40<br>ERA: 5.14<br>WHIP: 1.429 |                                 |                              |                                 |                              |                                 |                              |                                 |                              |                                 |                              |                                 |                              |                                 |                              | <b>PITCHER</b><br>IP: WLS: BF: H: R: ER: SO: BB: IBB: HBP: BLK: WP: HR: S: P: ERA: WHIP: |  |                                  |                                    |                                  |        |
| <b>Frank LaCorte, R</b><br>ERA: 3.41 (8, 1)                 | 1.0<br>L<br>4<br>1<br>0<br>0<br>1<br>0<br>0<br>0<br>0<br>0<br>0<br>6<br>6<br>0.00<br>1.000   |                                 |                              |                                 |                              |                                 |                              |                                 |                              |                                 |                              |                                 |                              |                                 |                              |  |  |                                  |                                    |                                  |        |

**AB 33**  
**R 2**  
**H 8**  
**RBI 2**  
**BB 1**  
**SO 4**  
**LOB 12**



**AB 34**  
**R 5**  
**H 10**  
**RBI 4**  
**BB 1**  
**SO 4**  
**LOB 15**









| Batter  | 1   | 2                               | 3                            | 4                               | 5                            | 6                               | 7                            | 8                                | 9                            | AB                              | R                            | H                               | RBI                          | BB                              | SO                           | LOB                             | TOP  |                                    |                                  |        |
|---|---|---------------------------------|------------------------------|---------------------------------|------------------------------|---------------------------------|------------------------------|----------------------------------|------------------------------|---------------------------------|------------------------------|---------------------------------|------------------------------|---------------------------------|------------------------------|---------------------------------|--|------------------------------------|----------------------------------|--------|
| Tim Raines, S<br>OBP: 0.387, SLG: 0.427   | F7  |                                 | F9                           |                                 | 6-3                          |                                 |                              |                                  |                              |                                 |                              |                                 |                              |                                 |                              |                                 | 4 0 1 1 0 0 0  |                                    |                                  |        |
| Rodney Scott, S<br>OBP: 0.322, SLG: 0.261   | F8  |                                 |                              |                                 | G3                           |                                 |                              |                                  |                              |                                 |                              |                                 |                              |                                 |                              |                                 | 3 1 0 0 0 1 0 2  |                                    |                                  |        |
| Andre Dawson, R<br>OBP: 0.387, SLG: 0.620   |   |                                 |                              |                                 |                              |                                 |                              |                                  |                              |                                 |                              |                                 |                              |                                 |                              |                                 | 3 1 1 0 1 0 0 0  |                                    |                                  |        |
| Gary Carter, R<br>OBP: 0.302, SLG: 0.423  | K   |                                 |                              |                                 |                              |                                 |                              |                                  |                              |                                 |                              |                                 |                              |                                 |                              |                                 | 4 0 0 0 0 2 2  |                                    |                                  |        |
| Warren Cromartie, L<br>OBP: 0.333, SLG: 0.379   |   |                                 |                              |                                 |                              |                                 |                              |                                  |                              |                                 |                              |                                 |                              |                                 |                              |                                 | 2 0 0 0 2 0 0  |                                    |                                  |        |
| Tim Lincecum, R<br>OBP: 0.292, SLG: 0.333<br>Dan Briggs, L<br>(7, 3)  | 6-3   |                                 |                              |                                 |                              |                                 |                              |                                  |                              |                                 |                              |                                 |                              |                                 |                              |                                 | 3 1 1 1 0 0 1<br>1 0 0 0 0 0 1                                   |                                    |                                  |        |
| Larry Parrish, R<br>OBP: 0.274, SLG: 0.345  | K   |                                 |                              |                                 |                              |                                 |                              |                                  |                              |                                 |                              |                                 |                              |                                 |                              |                                 | 4 2 2 2 0 1 0  |                                    |                                  |        |
| Chris Speier, R<br>OBP: 0.312, SLG: 0.297   |   |                                 |                              |                                 |                              |                                 |                              |                                  |                              |                                 |                              |                                 |                              |                                 |                              |                                 | 4 0 0 0 0 0 1  |                                    |                                  |        |
| Stan Bahnsen, R<br>OBP: 0.111, SLG: 0.111<br>Elias Sosa, R<br>OBP: 1.000, SLG: 1.000<br>Woodie Fryman, R<br>OBP: 0.500, SLG: 0.500<br>John Milner, L<br>OBP: 0.308, SLG: 0.397<br>Jeff Reardon, R<br>(7, 1) | K   |                                 |                              |                                 |                              |                                 |                              |                                  |                              |                                 |                              |                                 |                              |                                 |                              |                                 | 2 0 0 0 0 2 0<br>0 0 0 0 0 0 0<br>0 0 0 0 0 1 0<br>1 0 0 0 0 0 0 |                                    |                                  |        |
| <b>Inning Stats</b>   | R: 0<br>E: 0<br>K: 1<br>S: 6                          | H: 1<br>LOB: 1<br>BB: 0<br>P: 6 | R: 0<br>E: 0<br>K: 1<br>S: 5 | H: 0<br>LOB: 0<br>BB: 0<br>P: 5 | R: 0<br>E: 0<br>K: 1<br>S: 5 | H: 0<br>LOB: 0<br>BB: 0<br>P: 5 | R: 4<br>E: 0<br>K: 0<br>S: 4 | H: 1<br>LOB: 0<br>BB: 3<br>P: 16 | R: 0<br>E: 0<br>K: 1<br>S: 5 | H: 0<br>LOB: 0<br>BB: 0<br>P: 5 | R: 1<br>E: 0<br>K: 0<br>S: 5 | H: 3<br>LOB: 2<br>BB: 1<br>P: 9 | R: 0<br>E: 0<br>K: 0<br>S: 3 | H: 0<br>LOB: 1<br>BB: 1<br>P: 7 | R: 0<br>E: 0<br>K: 0<br>S: 3 | H: 0<br>LOB: 0<br>BB: 0<br>P: 3 | 1B: 4<br>2B: 0<br>3B: 0<br>HR: 1                                 | SF: 0<br>SAC: 0<br>DP: 0<br>HBP: 0 | WP: 0<br>PB: 0<br>SB: 4<br>CS: 0 | PA: 36 |
| <b>PITCHER</b>  | IP WLS BF H R ER SO BB IBB HBP BLK WP HR S P ERA WHIP |                                 |                              |                                 |                              |                                 |                              |                                  |                              |                                 |                              |                                 |                              |                                 |                              |                                 |  |                                    |                                  |        |
| Mark Davis, L<br>ERA: 12.89   | (1, 1) 6.0 23 2 4 4 5 3 0 0 0 1 0 1 30 42 6.00 0.833  |                                 |                              |                                 |                              |                                 |                              |                                  |                              |                                 |                              |                                 |                              |                                 |                              |                                 |  |                                    |                                  |        |
| Mike Proly, R<br>ERA: 3.69  | (7, 1) 2.0 L 10 3 1 1 0 2 0 0 0 0 0 0 8 16 4.50 2.500 |                                 |                              |                                 |                              |                                 |                              |                                  |                              |                                 |                              |                                 |                              |                                 |                              |                                 |  |                                    |                                  |        |
| Sparky Lyle, L<br>ERA: 4.34   | (9, 1) 1.0 3 0 0 0 0 0 0 0 0 0 0 0 3 3 0.00 0.000     |                                 |                              |                                 |                              |                                 |                              |                                  |                              |                                 |                              |                                 |                              |                                 |                              |                                 |  |                                    |                                  |        |

Mon Sep 07 1981, 3:33 AM EDT  
Att: 31,401 - Unknown

AB 31  
R 5  
H 5  
RBI 4  
BB 5  
SO 5  
LOB 7



| Batter   | 1  | 2                               | 3                            | 4                               | 5                            | 6                                | 7                            | 8                               | 9                            | AB                              | R                            | H                                | RBI                          | BB                              | SO                           | LOB                             | BOTTOM  |                                 |                                  |                                    |                                  |        |
|--|--|---------------------------------|------------------------------|---------------------------------|------------------------------|----------------------------------|------------------------------|---------------------------------|------------------------------|---------------------------------|------------------------------|----------------------------------|------------------------------|---------------------------------|------------------------------|---------------------------------|---|---------------------------------|----------------------------------|------------------------------------|----------------------------------|--------|
| Pete Rose, S<br>OBP: 0.392, SLG: 0.412   | 4-3  |                                 | K                            | 4-3                             |                              |                                  |                              |                                 |                              |                                 |                              |                                  |                              |                                 |                              |                                 | 4 0 0 0 1 1 2   |                                 |                                  |                                    |                                  |        |
| Bake McBride, L<br>OBP: 0.312, SLG: 0.365<br>Lonnie Smith, R<br>OBP: 0.338, SLG: 0.367   | 4-3  |                                 |                              |                                 |                              |                                  |                              |                                 |                              |                                 |                              |                                  |                              |                                 |                              |                                 | 5 0 2 0 0 1 3<br>0 0 0 0 0 0 0  |                                 |                                  |                                    |                                  |        |
| Gary Matthews, R<br>OBP: 0.355, SLG: 0.379   | 6-3  |                                 |                              |                                 |                              |                                  |                              |                                 |                              |                                 |                              |                                  |                              |                                 |                              |                                 | 4 0 0 0 0 1 4   |                                 |                                  |                                    |                                  |        |
| Mike Schmidt, R<br>OBP: 0.415, SLG: 0.635  |  |                                 |                              |                                 |                              |                                  |                              |                                 |                              |                                 |                              |                                  |                              |                                 |                              |                                 | 4 1 1 0 1 1 2   |                                 |                                  |                                    |                                  |        |
| Keith Moreland, R<br>OBP: 0.304, SLG: 0.437<br>Ryne Sandberg, R<br>(6, PR)<br>Bob Boone, R<br>OBP: 0.284, SLG: 0.300<br>Del Unser, L<br>OBP: 0.304, SLG: 0.255                 | F3   |                                 |                              |                                 |                              |                                  |                              |                                 |                              |                                 |                              |                                  |                              |                                 |                              |                                 | 2 0 1 0 1 0 1<br>0 1 0 0 0 0 0<br>1 0 0 0 0 0 0<br>1 0 0 0 0 0 2                  |                                 |                                  |                                    |                                  |        |
| Gary Maddox, R<br>OBP: 0.296, SLG: 0.339   |  |                                 |                              |                                 |                              |                                  |                              |                                 |                              |                                 |                              |                                  |                              |                                 |                              |                                 | 3 2 1 0 1 0 3   |                                 |                                  |                                    |                                  |        |
| Larry Bowa, S<br>OBP: 0.313, SLG: 0.310  | F5   |                                 |                              |                                 |                              |                                  |                              |                                 |                              |                                 |                              |                                  |                              |                                 |                              |                                 | 3 0 1 0 0 0 2   |                                 |                                  |                                    |                                  |        |
| Manny Trillo, R<br>OBP: 0.336, SLG: 0.388  |  |                                 |                              |                                 |                              |                                  |                              |                                 |                              |                                 |                              |                                  |                              |                                 |                              |                                 | 2 0 2 4 1 0 0   |                                 |                                  |                                    |                                  |        |
| Mark Davis, L<br>Ramon Aviles, R<br>OBP: 0.200, SLG: 0.111<br>Mike Proly, R<br>(7, 1)<br>Len Matuszek, L<br>OBP: 0.750, SLG: 1.000<br>Sparky Lyle, L<br>OBP: 0.333, SLG: 0.333 | G3   |                                 |                              |                                 |                              |                                  |                              |                                 |                              |                                 |                              |                                  |                              |                                 |                              |                                 | 1 0 0 0 0 0 1<br>1 0 0 0 0 0 2<br>0 0 0 0 0 0 0<br>1 0 0 0 0 0 1<br>0 0 0 0 0 0 0 |                                 |                                  |                                    |                                  |        |
| <b>Inning Stats</b>  | R: 0<br>E: 0<br>K: 0<br>S: 3                           | H: 0<br>LOB: 0<br>BB: 0<br>P: 3 | R: 2<br>E: 0<br>K: 0<br>S: 5 | H: 2<br>LOB: 1<br>BB: 1<br>P: 9 | R: 0<br>E: 1<br>K: 1<br>S: 6 | H: 1<br>LOB: 3<br>BB: 2<br>P: 14 | R: 0<br>E: 0<br>K: 0<br>S: 3 | H: 0<br>LOB: 1<br>BB: 1<br>P: 7 | R: 0<br>E: 0<br>K: 1<br>S: 5 | H: 0<br>LOB: 0<br>BB: 0<br>P: 5 | R: 2<br>E: 0<br>K: 1<br>S: 9 | H: 3<br>LOB: 3<br>BB: 1<br>P: 13 | R: 0<br>E: 0<br>K: 1<br>S: 5 | H: 0<br>LOB: 0<br>BB: 0<br>P: 5 | R: 0<br>E: 0<br>K: 0<br>S: 4 | H: 1<br>LOB: 1<br>BB: 0<br>P: 4 | R: 0<br>E: 0<br>K: 0<br>S: 4  | H: 1<br>LOB: 2<br>BB: 0<br>P: 4 | 1B: 7<br>2B: 1<br>3B: 0<br>HR: 0 | SF: 0<br>SAC: 4<br>DP: 0<br>HBP: 0 | WP: 0<br>PB: 0<br>SB: 3<br>CS: 0 | PA: 41 |
| <b>PITCHER</b>   | IP WLS BF H R ER SO BB IBB HBP BLK WP HR S P ERA WHIP  |                                 |                              |                                 |                              |                                  |                              |                                 |                              |                                 |                              |                                  |                              |                                 |                              |                                 |   |                                 |                                  |                                    |                                  |        |
| Stan Bahnsen, R<br>ERA: 5.44   | (1, 1) 5.0 22 3 2 2 2 4 0 0 0 0 0 0 4 4 3.60 1.400     |                                 |                              |                                 |                              |                                  |                              |                                 |                              |                                 |                              |                                  |                              |                                 |                              |                                 |   |                                 |                                  |                                    |                                  |        |
| Elias Sosa, R<br>ERA: 5.09   | (6, 1) 0.0 4 3 2 2 0 0 0 0 0 0 0 0 4 4 0.00 0.000      |                                 |                              |                                 |                              |                                  |                              |                                 |                              |                                 |                              |                                  |                              |                                 |                              |                                 |   |                                 |                                  |                                    |                                  |        |
| Woodie Fryman, L<br>ERA: 1.69  | (6, 1) 1.0 W 4 0 0 0 1 0 1 0 0 0 0 0 5 9 0.00 0.000    |                                 |                              |                                 |                              |                                  |                              |                                 |                              |                                 |                              |                                  |                              |                                 |                              |                                 |   |                                 |                                  |                                    |                                  |        |
| Jeff Reardon, R<br>ERA: 2.4  | (7, 1) 3.0 S 11 2 0 0 1 0 0 0 0 0 0 0 13 13 0.00 0.667 |                                 |                              |                                 |                              |                                  |                              |                                 |                              |                                 |                              |                                  |                              |                                 |                              |                                 |   |                                 |                                  |                                    |                                  |        |

Mon Sep 07 1981, 3:33 AM EDT  
Att: 31,401 - Unknown

AB 32  
R 4  
H 8  
RBI 4  
BB 5  
SO 4  
LOB 23





| Batter   | 1  | 2                               | 3                            | 4                               | 5                            | 6                                | 7                            | 8                               | 9                            | AB                              | R                            | H                               | RBI                          | BB                               | SO                           | LOB                              | TOP  |                                  |                                    |                                  |
|--|--|---------------------------------|------------------------------|---------------------------------|------------------------------|----------------------------------|------------------------------|---------------------------------|------------------------------|---------------------------------|------------------------------|---------------------------------|------------------------------|----------------------------------|------------------------------|----------------------------------|--|----------------------------------|------------------------------------|----------------------------------|
| Tim Raines, S<br>OBP: 0.383, SLG: 0.421<br>(1, 7)  |  |                                 |                              |                                 |                              |                                  |                              |                                 |                              | 4                               | 0                            | 0                               | 0                            | 0                                | 0                            | 1                                | <b>Montreal Expos @ Philadelphia Phillies</b><br>Veterans Stadium, Philadelphia, PA<br>Tue Sep 08 1981, 7:05 PM EDT<br>Att: 11,812 - Unknown |                                  |                                    |                                  |
| Rodney Scott, S<br>OBP: 0.323, SLG: 0.259<br>Jerry White, S<br>OBP: 0.315, SLG: 0.380<br>Grant Jackson, S<br>(8, 1)  |  |                                 |                              |                                 |                              |                                  |                              |                                 |                              | 2                               | 0                            | 0                               | 0                            | 1                                | 0                            | 0                                |  |                                  |                                    |                                  |
| Andre Dawson, R<br>OBP: 0.386, SLG: 0.614<br>(1, 8)  |  |                                 |                              |                                 |                              |                                  |                              |                                 |                              | 3                               | 0                            | 0                               | 0                            | 1                                | 0                            | 1                                |  |                                  |                                    |                                  |
| Gary Carter, R<br>OBP: 0.304, SLG: 0.446<br>(1, 2)   |  |                                 |                              |                                 |                              |                                  |                              |                                 |                              | 4                               | 2                            | 2                               | 2                            | 0                                | 0                            | 2                                |  |                                  |                                    |                                  |
| Warren Cromartie, L<br>OBP: 0.336, SLG: 0.376<br>(1, 9)  |  |                                 |                              |                                 |                              |                                  |                              |                                 |                              | 2                               | 2                            | 0                               | 0                            | 2                                | 0                            | 0                                |  |                                  |                                    |                                  |
| Dan Briggs, L<br>OBP: 0.200, SLG: 0.200<br>(1, 3)  |  |                                 |                              |                                 |                              |                                  |                              |                                 |                              | 4                               | 0                            | 1                               | 0                            | 0                                | 2                            | 1                                |  |                                  |                                    |                                  |
| Larry Parrish, R<br>OBP: 0.274, SLG: 0.345<br>(1, 5)   |  |                                 |                              |                                 |                              |                                  |                              |                                 |                              | 3                               | 0                            | 1                               | 1                            | 0                                | 0                            | 1                                |  |                                  |                                    |                                  |
| Chris Speier, R<br>OBP: 0.310, SLG: 0.295<br>John Milner, L<br>OBP: 0.305, SLG: 0.393<br>Jerry Manuel, S<br>OBP: 0.313, SLG: 0.577<br>(7, 7, 6)  |  |                                 |                              |                                 |                              |                                  |                              |                                 |                              | 2                               | 0                            | 0                               | 0                            | 0                                | 0                            | 1                                |  |                                  |                                    |                                  |
| Scott Sanderson, R<br>OBP: 0.251, SLG: 0.300<br>Bryn Smith, R<br>OBP: 0.250, SLG: 0.250<br>Wallace Johnson, S<br>OBP: 0.250, SLG: 0.250<br>Elias Sosa, R<br>OBP: 0.250, SLG: 0.250<br>Tom Gorman, L<br>OBP: 0.250, SLG: 0.250<br>Rowland Office, L<br>OBP: 0.250, SLG: 0.250<br>Mike Phillips, L<br>OBP: 0.250, SLG: 0.250<br>(1, 1, 4, 1, 5, 1, 8, 4) |  |                                 |                              |                                 |                              |                                  |                              |                                 |                              | 1                               | 0                            | 0                               | 0                            | 0                                | 1                            | 0                                |  |                                  |                                    |                                  |
| <b>Inning Stats</b>  | R: 0<br>E: 0<br>K: 1<br>S: 5   | H: 0<br>LOB: 0<br>BB: 0<br>P: 5 | R: 2<br>E: 0<br>K: 0<br>S: 4 | H: 2<br>LOB: 0<br>BB: 1<br>P: 8 | R: 0<br>E: 0<br>K: 1<br>S: 5 | H: 0<br>LOB: 2<br>BB: 2<br>P: 13 | R: 0<br>E: 0<br>K: 1<br>S: 5 | H: 0<br>LOB: 0<br>BB: 0<br>P: 5 | R: 0<br>E: 0<br>K: 0<br>S: 3 | H: 0<br>LOB: 0<br>BB: 0<br>P: 3 | R: 0<br>E: 0<br>K: 0<br>S: 4 | H: 1<br>LOB: 1<br>BB: 0<br>P: 4 | R: 0<br>E: 0<br>K: 0<br>S: 2 | H: 0<br>LOB: 1<br>BB: 2<br>P: 10 | R: 3<br>E: 0<br>K: 2<br>S: 9 | H: 2<br>LOB: 0<br>BB: 1<br>P: 13 |  | 1B: 2<br>2B: 0<br>3B: 0<br>HR: 3 | SF: 1<br>SAC: 0<br>DP: 1<br>HBP: 0 | WP: 0<br>PB: 0<br>SB: 0<br>CS: 1 |
| <b>PITCHER</b><br>Dan Larson, R<br>ERA: 4.5<br>(1, 1)  | IP: 9.0<br>WLS: W<br>BF: 36<br>H: 5<br>R: 5<br>ER: 5<br>SO: 5<br>BB: 6<br>IBB: 0<br>HBP: 0<br>BLK: 0<br>WP: 0<br>HR: 3<br>S: 40<br>P: 64<br>ERA: 5.00<br>WHIP: 1.222 |                                 |                              |                                 |                              |                                  |                              |                                 |                              |                                 |                              |                                 |                              |                                  |                              |                                  |  |                                  |                                    |                                  |

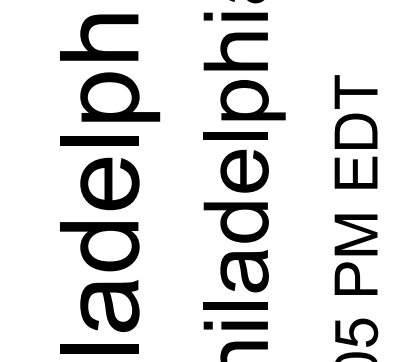
| Batter   | 1   | 2                                | 3                            | 4                               | 5                            | 6                               | 7                            | 8                               | 9                            | AB                              | R                            | H                               | RBI                          | BB                               | SO                           | LOB                              | BOTTOM   |                                  |                                    |                                  |        |  |  |  |  |  |  |  |  |
|--|---|----------------------------------|------------------------------|---------------------------------|------------------------------|---------------------------------|------------------------------|---------------------------------|------------------------------|---------------------------------|------------------------------|---------------------------------|------------------------------|----------------------------------|------------------------------|----------------------------------|--|----------------------------------|------------------------------------|----------------------------------|--------|--|--|--|--|--|--|--|--|
| Pete Rose, S<br>OBP: 0.395, SLG: 0.413<br>Greg Gross, L<br>OBP: 0.330, SLG: 0.313<br>(1, 3, 9, 7)          |   |                                  |                              |                                 |                              |                                 |                              |                                 |                              | 4                               | 2                            | 2                               | 0                            | 1                                | 0                            | 1                                | <b>Montreal Expos @ Philadelphia Phillies</b><br>Veterans Stadium, Philadelphia, PA<br>Tue Sep 08 1981, 7:05 PM EDT<br>Att: 11,812 - Unknown |                                  |                                    |                                  |        |  |  |  |  |  |  |  |  |
| Bake McBride, L<br>OBP: 0.315, SLG: 0.386<br>Del Unser, L<br>OBP: 0.304, SLG: 0.255<br>(1, 9, 9, 3)        |   |                                  |                              |                                 |                              |                                 |                              |                                 |                              | 5                               | 2                            | 2                               | 1                            | 0                                | 1                            | 4                                |  |                                  |                                    |                                  |        |  |  |  |  |  |  |  |  |
| Gary Matthews, R<br>OBP: 0.353, SLG: 0.387<br>George Vukovich, L<br>OBP: 0.438, SLG: 0.600<br>(1, 7, 9, 9) |   |                                  |                              |                                 |                              |                                 |                              |                                 |                              | 5                               | 1                            | 1                               | 1                            | 0                                | 0                            | 3                                |  |                                  |                                    |                                  |        |  |  |  |  |  |  |  |  |
| Mike Schmidt, R<br>OBP: 0.421, SLG: 0.633<br>Ramon Aviles, R<br>OBP: 0.200, SLG: 0.111<br>(1, 5, 9, 5)     |   |                                  |                              |                                 |                              |                                 |                              |                                 |                              | 1                               | 2                            | 0                               | 0                            | 4                                | 1                            | 0                                |  |                                  |                                    |                                  |        |  |  |  |  |  |  |  |  |
| Keith Moreland, R<br>OBP: 0.308, SLG: 0.431<br>(1, 2)  |   |                                  |                              |                                 |                              |                                 |                              |                                 |                              | 4                               | 2                            | 1                               | 1                            | 1                                | 0                            | 4                                |  |                                  |                                    |                                  |        |  |  |  |  |  |  |  |  |
| Gary Maddox, R<br>OBP: 0.301, SLG: 0.353<br>Bob Dernier, R<br>(1, 8, 9, 8)                                 |   |                                  |                              |                                 |                              |                                 |                              |                                 |                              | 4                               | 1                            | 2                               | 5                            | 1                                | 0                            | 0                                |  |                                  |                                    |                                  |        |  |  |  |  |  |  |  |  |
| Larry Bowa, S<br>OBP: 0.318, SLG: 0.315<br>Luis Aquayo, R<br>OBP: 0.293, SLG: 0.307<br>(1, 6, 9, 6)        |   |                                  |                              |                                 |                              |                                 |                              |                                 |                              | 5                               | 0                            | 3                               | 2                            | 0                                | 0                            | 0                                |  |                                  |                                    |                                  |        |  |  |  |  |  |  |  |  |
| Manny Trillo, R<br>OBP: 0.344, SLG: 0.405<br>(1, 4)  |   |                                  |                              |                                 |                              |                                 |                              |                                 |                              | 4                               | 0                            | 3                               | 0                            | 1                                | 1                            | 1                                |  |                                  |                                    |                                  |        |  |  |  |  |  |  |  |  |
| Dan Larson, R<br>(1, 1)  |   |                                  |                              |                                 |                              |                                 |                              |                                 |                              | 3                               | 0                            | 0                               | 0                            | 0                                | 0                            | 6                                |  |                                  |                                    |                                  |        |  |  |  |  |  |  |  |  |
| <b>Inning Stats</b>  | R: 3<br>E: 0<br>K: 1<br>S: 8  | H: 3<br>LOB: 3<br>BB: 3<br>P: 20 | R: 2<br>E: 0<br>K: 0<br>S: 5 | H: 3<br>LOB: 2<br>BB: 1<br>P: 9 | R: 0<br>E: 0<br>K: 0<br>S: 4 | H: 1<br>LOB: 1<br>BB: 0<br>P: 4 | R: 1<br>E: 0<br>K: 0<br>S: 3 | H: 1<br>LOB: 0<br>BB: 1<br>P: 7 | R: 0<br>E: 0<br>K: 0<br>S: 5 | H: 2<br>LOB: 3<br>BB: 1<br>P: 9 | R: 0<br>E: 0<br>K: 1<br>S: 4 | H: 1<br>LOB: 0<br>BB: 0<br>P: 4 | R: 0<br>E: 0<br>K: 1<br>S: 8 | H: 3<br>LOB: 1<br>BB: 2<br>P: 16 | R: 4<br>E: 0<br>K: 1<br>S: 8 | H: 3<br>LOB: 1<br>BB: 2<br>P: 16 |  | 1B: 9<br>2B: 1<br>3B: 1<br>HR: 3 | SF: 0<br>SAC: 1<br>DP: 1<br>HBP: 0 | WP: 0<br>PB: 0<br>SB: 0<br>CS: 0 | PA: 44 |  |  |  |  |  |  |  |  |
| <b>PITCHER</b><br>Scott Sanderson, R<br>ERA: 2.78<br>(1, 1)  | IP: 3.1<br>WLS: L<br>BF: 22<br>H: 3<br>R: 0<br>ER: 6<br>SO: 1<br>BB: 3<br>IBB: 2<br>HBP: 0<br>BLK: 0<br>WP: 0<br>HR: 1<br>S: 19<br>P: 39<br>ERA: 16.20<br>WHIP: 3.300 |                                  |                              |                                 |                              |                                 |                              |                                 |                              |                                 |                              |                                 |                              |                                  |                              |                                  |  |                                  |                                    |                                  |        |  |  |  |  |  |  |  |  |
| Bryn Smith, R<br>ERA<br>(4, 1)   | 0.2   | 1                                | 0                            | 0                               | 0                            | 0                               | 0                            | 0                               | 0                            | 0                               | 1                            | 1                               | 0.00                         | 0.000                            |                              |                                  |  |                                  |                                    |                                  |        |  |  |  |  |  |  |  |  |
| Elias Sosa, R<br>ERA: 4.97<br>(5, 1)   | 0.2   | 5                                | 2                            | 0                               | 0                            | 0                               | 1                            | 0                               | 0                            | 0                               | 0                            | 4                               | 8                            | 0.00                             | 4.500                        |                                  |  |                                  |                                    |                                  |        |  |  |  |  |  |  |  |  |
| Tom Gorman, L<br>ERA: 2.84<br>(5, 1)   | 2.1   | 8                                | 1                            | 0                               | 0                            | 1                               | 0                            | 0                               | 0                            | 0                               | 0                            | 10                              | 10                           | 0.00                             | 0.429                        |                                  |  |                                  |                                    |                                  |        |  |  |  |  |  |  |  |  |
| Grant Jackson, L<br>ERA: 3.47<br>(8, 1)  | 1.0   | 8                                | 3                            | 4                               | 4                            | 1                               | 2                            | 0                               | 0                            | 0                               | 2                            | 8                               | 16                           | 36.00                            | 5.000                        |                                  |  |                                  |                                    |                                  |        |  |  |  |  |  |  |  |  |

|     |    |
|-----|----|
| AB  | 29 |
| R   | 5  |
| H   | 5  |
| RBI | 5  |
| BB  | 6  |
| SO  | 5  |
| LOB | 8  |



|    |   |    |    |
|----|---|----|----|
| WP | 0 | PA | 36 |
| SB | 0 |    |    |
| CS | 1 |    |    |

|     |    |
|-----|----|
| AB  | 35 |
| R   | 10 |
| H   | 14 |
| RBI | 10 |
| BB  | 8  |
| SO  | 3  |
| LOB | 19 |



|    |   |    |    |
|----|---|----|----|
| WP | 0 | PA | 44 |
| SB | 0 |    |    |
| CS | 0 |    |    |







| Batter   | 1                            | 2                               | 3                            | 4                               | 5                            | 6                               | 7                            | 8                               | 9                            | AB                              | R                            | H                               | RBI                          | BB                              | SO                           | LOB                             | TOP                          |                                 |                                   |                                    |                                  |        |  |  |  |  |  |
|--|------------------------------|---------------------------------|------------------------------|---------------------------------|------------------------------|---------------------------------|------------------------------|---------------------------------|------------------------------|---------------------------------|------------------------------|---------------------------------|------------------------------|---------------------------------|------------------------------|---------------------------------|------------------------------|---------------------------------|-----------------------------------|------------------------------------|----------------------------------|--------|--|--|--|--|--|
| Tim Raines, S<br>OBP: 0.389, SLG: 0.440<br>(1, 7)  | 1-3                          |                                 | HR                           |                                 | P7                           |                                 |                              | G6-4-3<br>1B                    | K                            | 5                               | 2                            | 2                               | 2                            | 0                               | 1                            | 2                               |                              |                                 |                                   |                                    |                                  |        |  |  |  |  |  |
| Jerry White, S<br>OBP: 0.319, SLG: 0.366<br>(1, 9)   | 4-3                          |                                 | F7                           |                                 | 6-3                          |                                 |                              | G6-4-3<br>BB                    |                              | 3                               | 0                            | 0                               | 0                            | 1                               | 0                            | 0                               |                              |                                 |                                   |                                    |                                  |        |  |  |  |  |  |
| Andre Dawson, R<br>OBP: 0.378, SLG: 0.599<br>(1, 8)  | K                            |                                 | L9                           |                                 | 5-3                          |                                 |                              | G6-4-3                          |                              | 4                               | 0                            | 0                               | 0                            | 0                               | 1                            | 2                               |                              |                                 |                                   |                                    |                                  |        |  |  |  |  |  |
| Gary Carter, R<br>OBP: 0.305, SLG: 0.442<br>(1, 2)   |                              | F9                              | P6                           |                                 | K                            |                                 |                              | 1B                              |                              | 4                               | 0                            | 1                               | 1                            | 0                               | 1                            | 0                               |                              |                                 |                                   |                                    |                                  |        |  |  |  |  |  |
| John Milner, L<br>OBP: 0.312, SLG: 0.403<br>(8, PH)  |                              |                                 |                              | F8                              |                              |                                 |                              |                                 |                              | 3                               | 0                            | 1                               | 0                            | 0                               | 0                            | 0                               |                              |                                 |                                   |                                    |                                  |        |  |  |  |  |  |
| Tim Wallach, R<br>OBP: 0.290, SLG: 0.331<br>Jeff Reardon, R<br>(8, 1)  | 1B                           |                                 |                              |                                 | 4-3                          |                                 |                              | F8                              |                              | 1                               | 0                            | 0                               | 0                            | 0                               | 0                            | 1                               |                              |                                 |                                   |                                    |                                  |        |  |  |  |  |  |
| Larry Parrish, R<br>OBP: 0.279, SLG: 0.346<br>(1, 5)   |                              |                                 |                              |                                 |                              |                                 | 6-3                          |                                 |                              | 4                               | 1                            | 3                               | 0                            | 0                               | 0                            | 0                               |                              |                                 |                                   |                                    |                                  |        |  |  |  |  |  |
| Chris Speier, R<br>OBP: 0.307, SLG: 0.289<br>Terry Francona, L<br>(9, PH)  |                              |                                 |                              | L6                              |                              |                                 |                              | 1B                              |                              | 3                               | 0                            | 0                               | 0                            | 0                               | 1                            | 3                               |                              |                                 |                                   |                                    |                                  |        |  |  |  |  |  |
| Jerry Manuel, S<br>OBP: 0.286, SLG: 0.517<br>Dan Briggs, L<br>OBP: 0.187, SLG: 0.167<br>Mike Phillips, L<br>OBP: 0.239, SLG: 0.254<br>Wallace Johnson, S<br>OBP: 0.500, SLG: 0.500 | 4-3                          |                                 |                              | K                               |                              |                                 |                              | 1B                              |                              | 2                               | 0                            | 0                               | 0                            | 0                               | 1                            | 3                               |                              |                                 |                                   |                                    |                                  |        |  |  |  |  |  |
| Ray Burris, R<br>OBP: 0.293, SLG: 0.214<br>Rowland Jones, L<br>OBP: 0.238, SLG: 0.158<br>Stan Sathersten, R<br>OBP: 0.111, SLG: 0.111<br>Bryn Smith, R<br>(5, PH)                  |                              |                                 |                              |                                 | 4-3                          |                                 |                              |                                 |                              | 0                               | 0                            | 0                               | 0                            | 0                               | 0                            | 0                               |                              |                                 |                                   |                                    |                                  |        |  |  |  |  |  |
| Brad Mills, L<br>OBP: 0.214, SLG: 0.231<br>Bill Lee, L<br>OBP: 0.269, SLG: 0.300<br>Warren Cromarite, L<br>OBP: 0.340, SLG: 0.380  |                              |                                 | HR                           |                                 |                              |                                 |                              | G6-4-3<br>1B                    | K                            | 2                               | 1                            | 1                               | 0                            | 0                               | 1                            | 2                               |                              |                                 |                                   |                                    |                                  |        |  |  |  |  |  |
| <b>Inning Stats</b>  | R: 0<br>E: 0<br>K: 1<br>S: 5 | H: 0<br>LOB: 0<br>BB: 0<br>P: 5 | R: 0<br>E: 0<br>K: 1<br>S: 7 | H: 2<br>LOB: 2<br>BB: 0<br>P: 7 | R: 2<br>E: 0<br>K: 0<br>S: 5 | H: 2<br>LOB: 0<br>BB: 0<br>P: 5 | R: 0<br>E: 0<br>K: 1<br>S: 6 | H: 1<br>LOB: 1<br>BB: 0<br>P: 6 | R: 0<br>E: 0<br>K: 0<br>S: 3 | H: 0<br>LOB: 0<br>BB: 0<br>P: 3 | R: 0<br>E: 0<br>K: 0<br>S: 5 | H: 0<br>LOB: 0<br>BB: 0<br>P: 5 | R: 0<br>E: 0<br>K: 0<br>S: 3 | H: 0<br>LOB: 0<br>BB: 0<br>P: 3 | R: 2<br>E: 0<br>K: 0<br>S: 5 | H: 3<br>LOB: 1<br>BB: 1<br>P: 9 | R: 1<br>E: 0<br>K: 2<br>S: 9 | H: 3<br>LOB: 2<br>BB: 0<br>P: 9 | 1B: 10<br>2B: 1<br>3B: 0<br>HR: 1 | SF: 0<br>SAC: 0<br>DP: 2<br>HBP: 0 | WP: 0<br>PB: 0<br>SB: 1<br>CS: 1 | PA: 37 |  |  |  |  |  |
| <b>PITCHER</b>   | IP                           | WLS                             | BF                           | H                               | R                            | ER                              | SO                           | BB                              | IBB                          | HBP                             | BLK                          | WP                              | HR                           | S                               | P                            | ERA                             | WHIP                         |                                 |                                   |                                    |                                  |        |  |  |  |  |  |
| Mike Griffin, R<br>ERA: 2.98   | 7.0                          | W                               | 28                           | 7                               | 4                            | 4                               | 4                            | 0                               | 0                            | 0                               | 0                            | 0                               | 1                            | 36                              | 36                           | 5.14                            | 1.000                        |                                 |                                   |                                    |                                  |        |  |  |  |  |  |
| Dick Tidrow, R<br>ERA: 4.75  | 0.2                          |                                 | 3                            | 1                               | 0                            | 0                               | 0                            | 1                               | 0                            | 0                               | 0                            | 0                               | 0                            | 2                               | 6                            | 0.00                            | 3.000                        |                                 |                                   |                                    |                                  |        |  |  |  |  |  |
| Dave Geisel, L<br>ERA:   | 0.1                          |                                 | 1                            | 0                               | 0                            | 0                               | 0                            | 0                               | 0                            | 0                               | 0                            | 0                               | 0                            | 1                               | 1                            | 0.00                            | 0.000                        |                                 |                                   |                                    |                                  |        |  |  |  |  |  |
| Lee Smith, R<br>ERA: 3.46  | 0.0                          |                                 | 1                            | 1                               | 1                            | 1                               | 0                            | 0                               | 0                            | 0                               | 0                            | 0                               | 0                            | 1                               | 1                            | -                               | -                            |                                 |                                   |                                    |                                  |        |  |  |  |  |  |
| Willie Hernandez, L<br>ERA: 2.89   | 1.0                          | S                               | 4                            | 2                               | 0                            | 0                               | 2                            | 0                               | 0                            | 0                               | 0                            | 0                               | 0                            | 8                               | 8                            | 0.00                            | 2.000                        |                                 |                                   |                                    |                                  |        |  |  |  |  |  |

**Montreal Expos @ Chicago Cubs**  
Wrigley Field, Chicago, IL  
Fri Sep 11 1981, 3:33 AM CDT  
Att: 7,204 - Cloudy - 78 F

|     |    |
|-----|----|
| AB  | 36 |
| R   | 5  |
| H   | 11 |
| RBI | 4  |
| BB  | 1  |
| SO  | 6  |
| LOB | 13 |



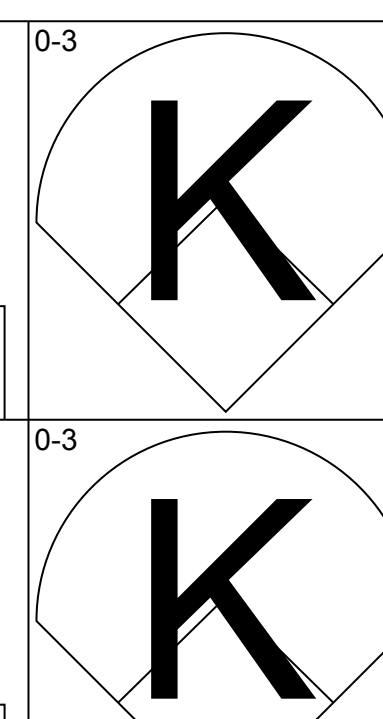
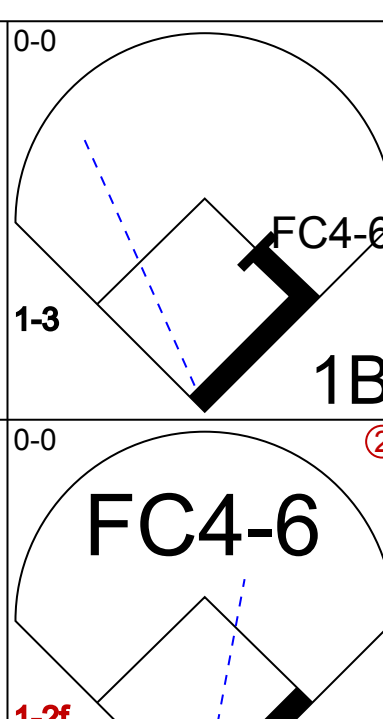
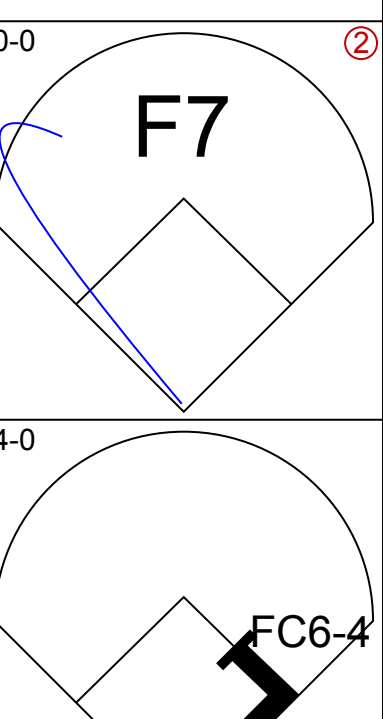
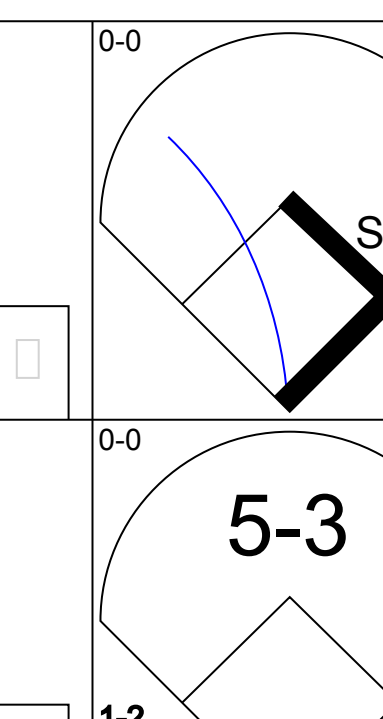
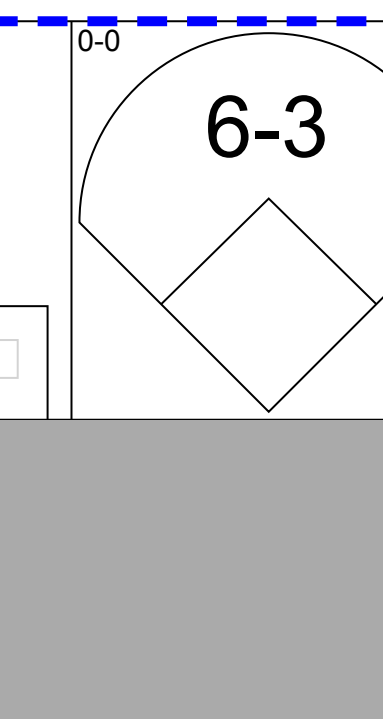
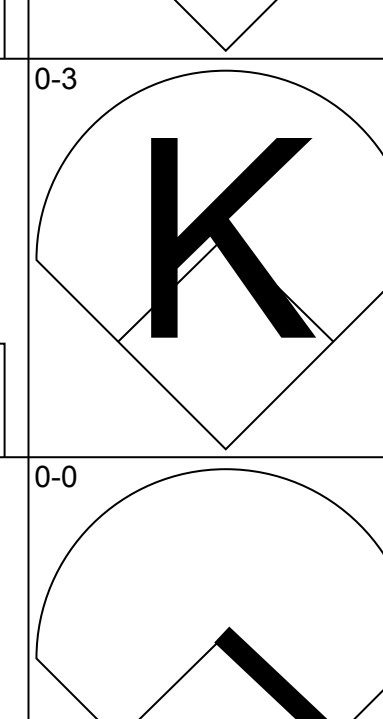
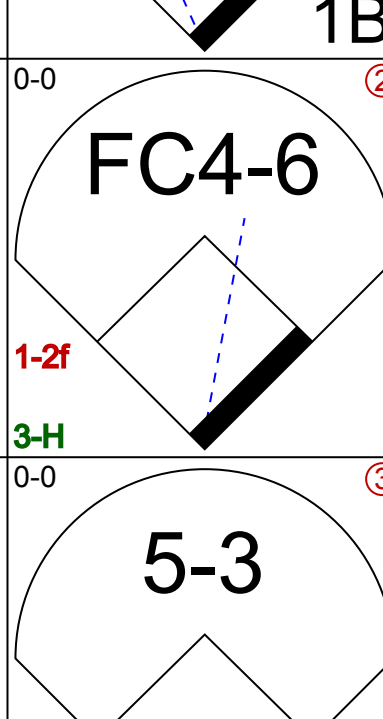
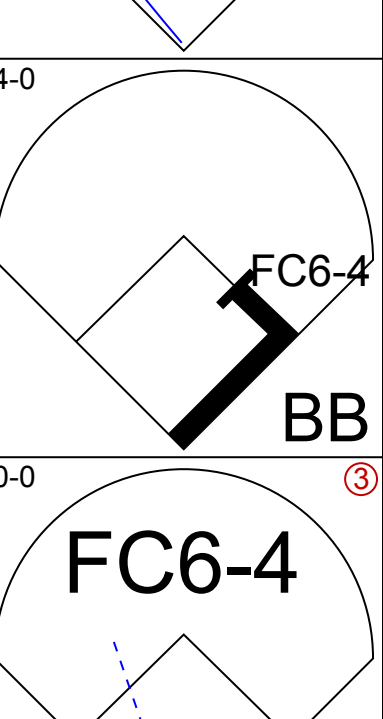
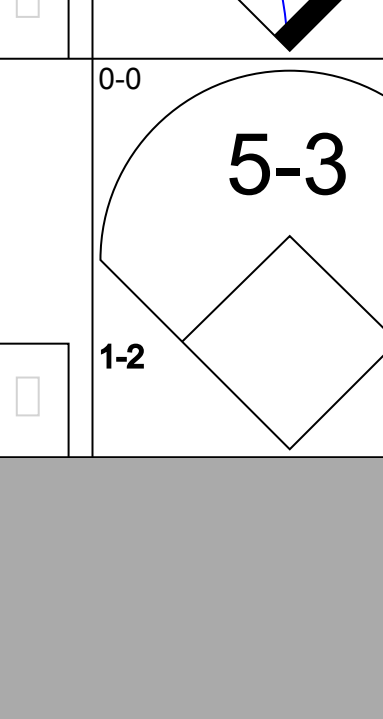
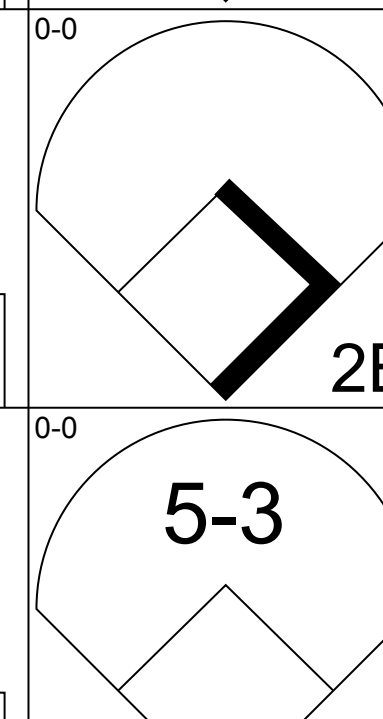
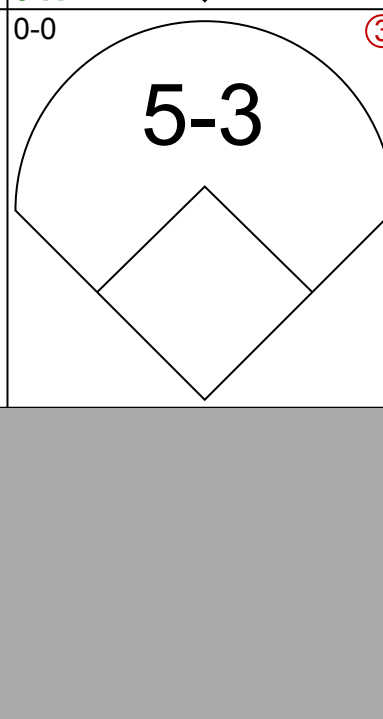
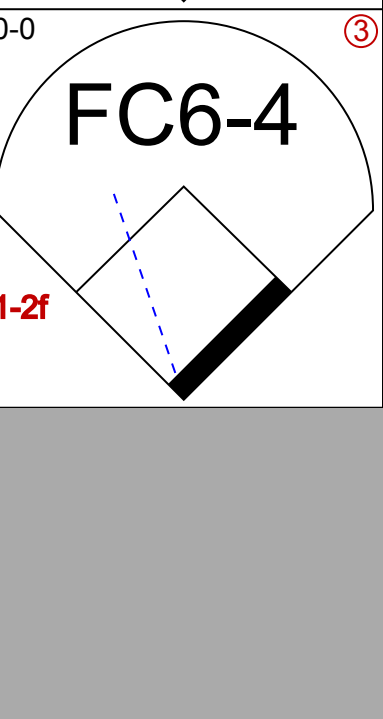
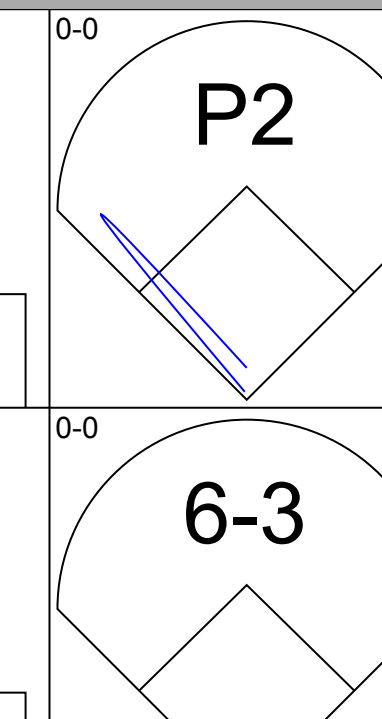
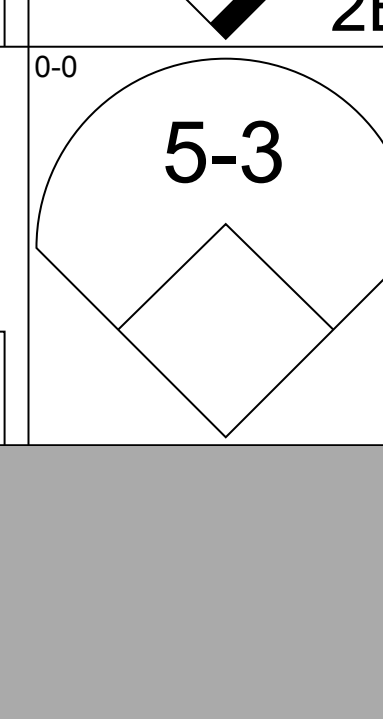
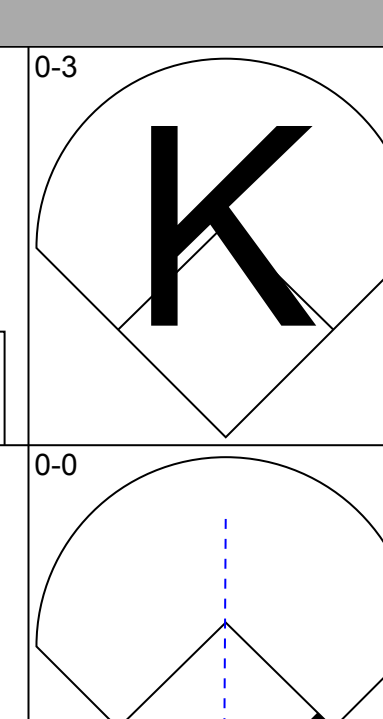
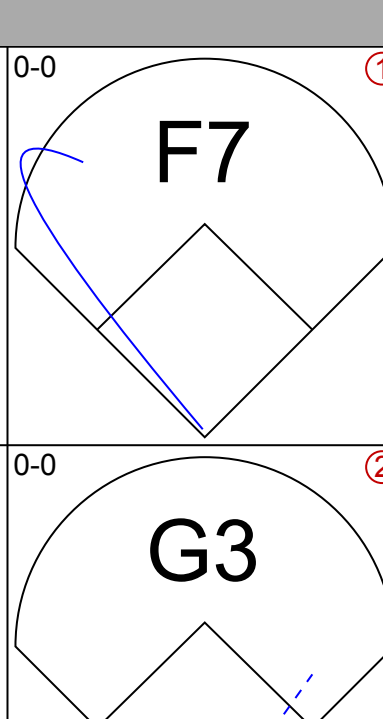
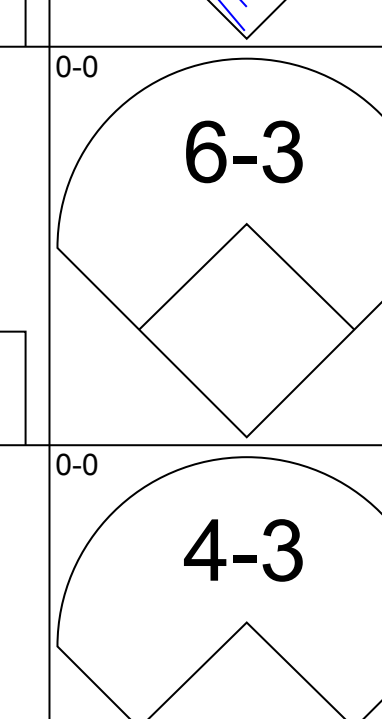
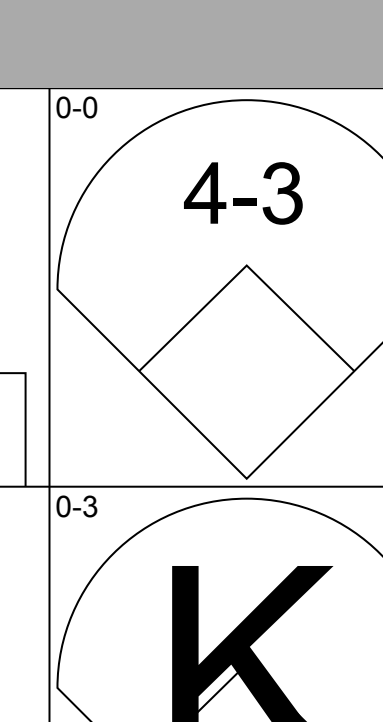
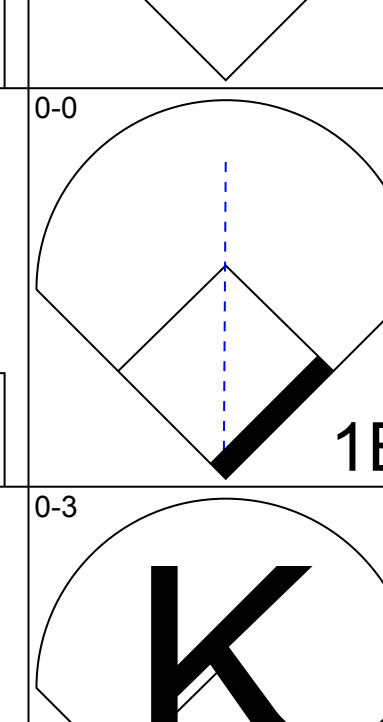
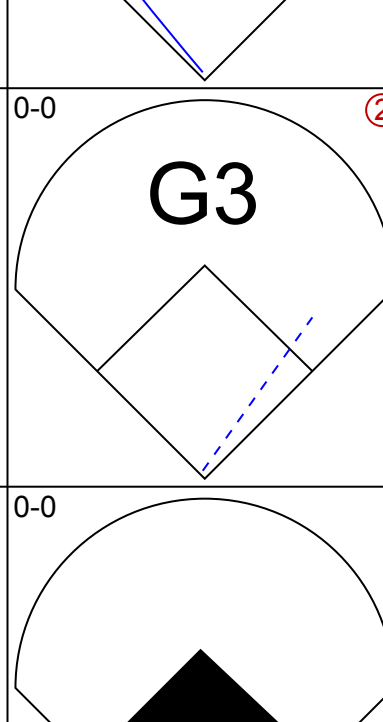
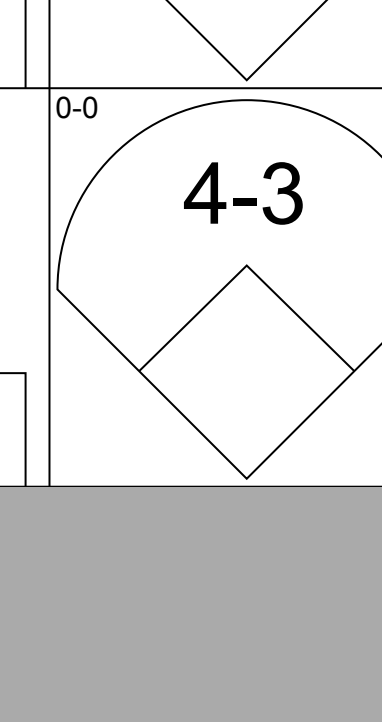

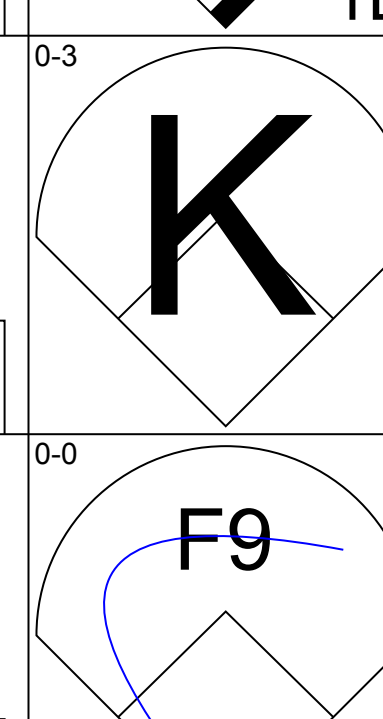
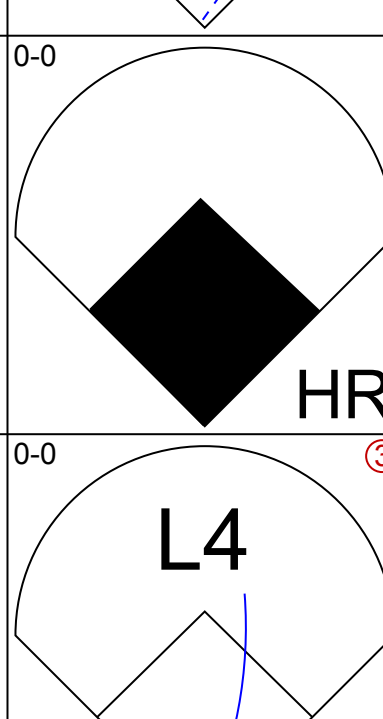
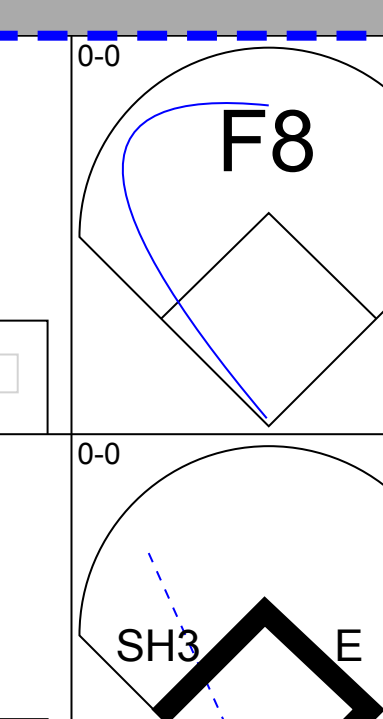

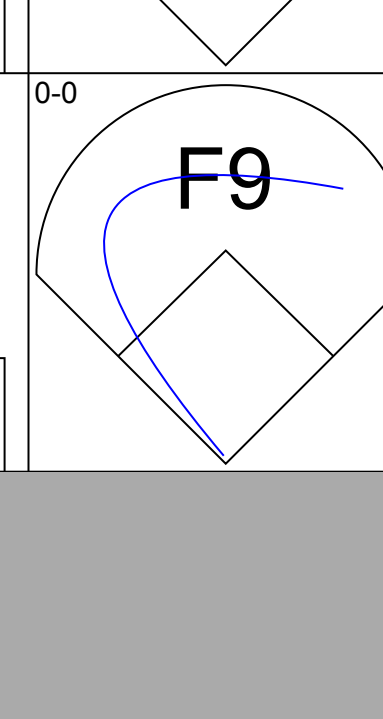
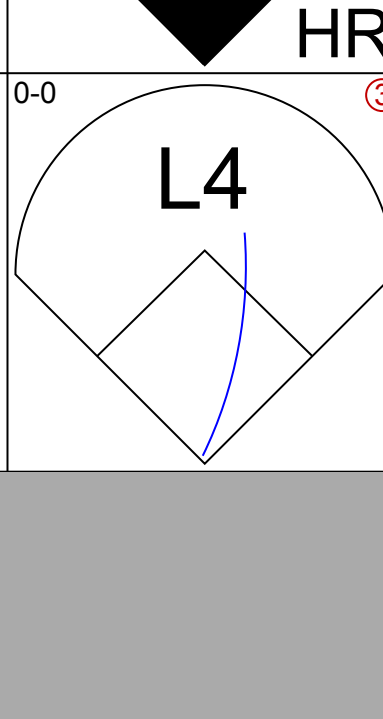
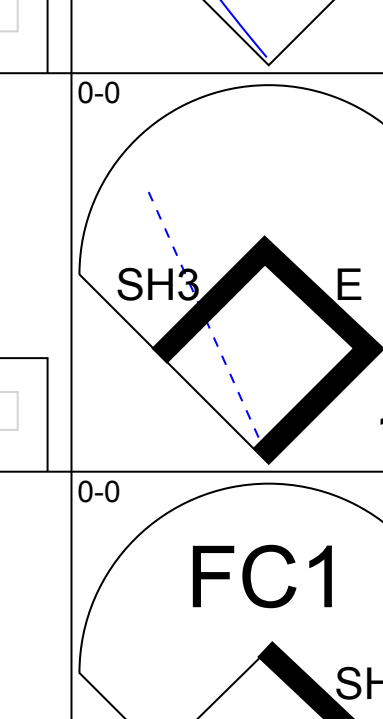
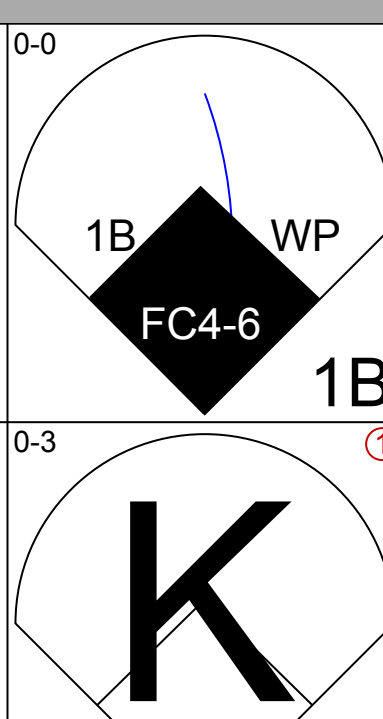
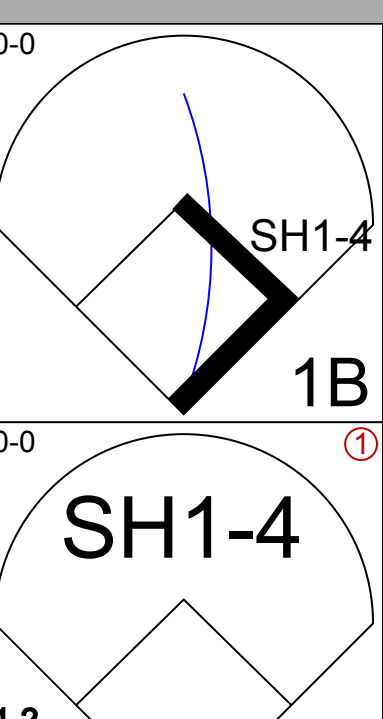
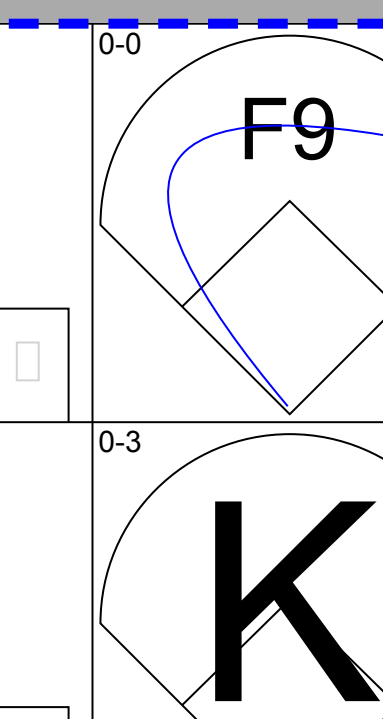
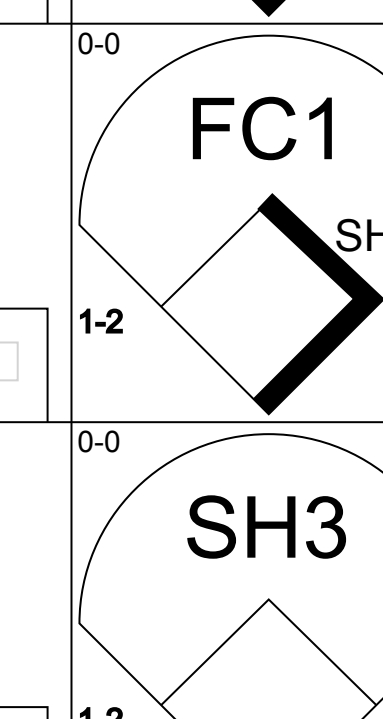
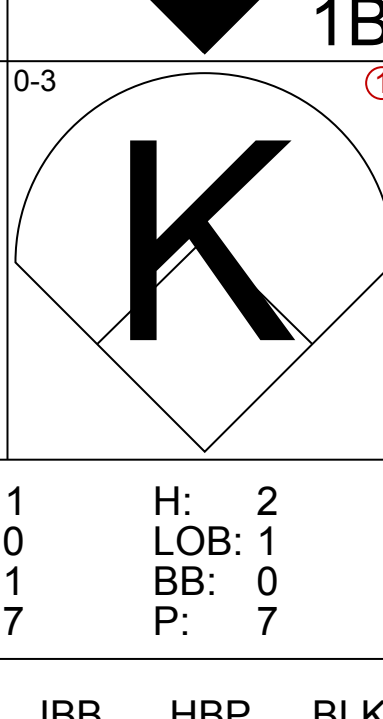
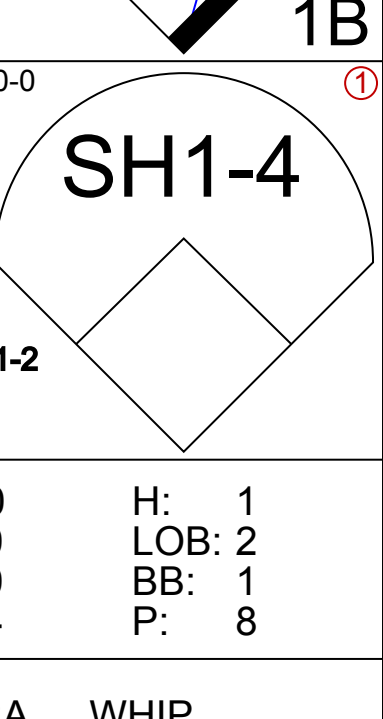
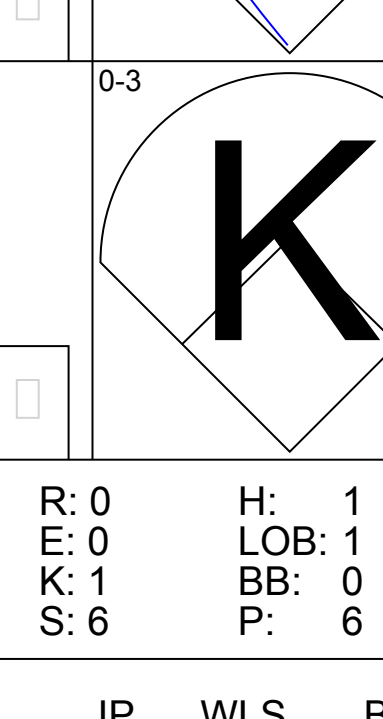
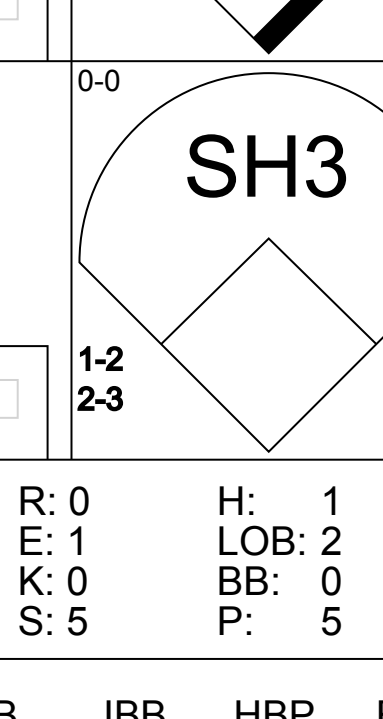
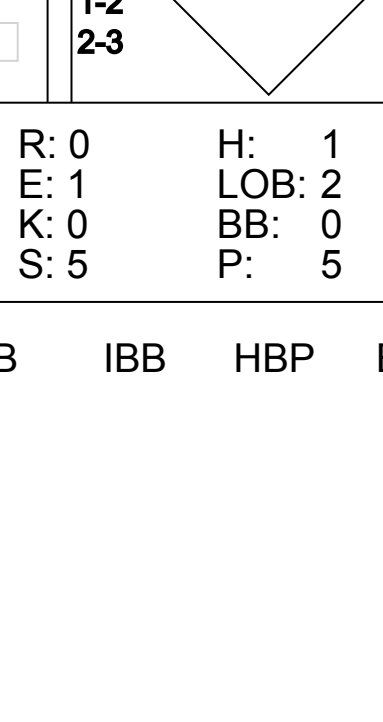
| Batter  | 1                             | 2                                | 3                             | 4                                | 5                            | 6                                | 7                            | 8                               | 9                            | AB                              | R                            | H                               | RBI                          | BB                              | SO                           | LOB                             | BOTTOM                           |                                    |                                  |        |  |  |  |  |  |  |  |
|---|-------------------------------|----------------------------------|-------------------------------|----------------------------------|------------------------------|----------------------------------|------------------------------|---------------------------------|------------------------------|---------------------------------|------------------------------|---------------------------------|------------------------------|---------------------------------|------------------------------|---------------------------------|----------------------------------|------------------------------------|----------------------------------|--------|--|--|--|--|--|--|--|
| Bobby Bonds, R<br>OBP: 0.352, SLG: 0.455<br>(1, 8)  | K                             | K                                | 5-3                           |                                  | P8                           |                                  |                              | F8                              |                              | 5                               | 0                            | 0                               | 0                            | 0                               | 2                            | 3                               |                                  |                                    |                                  |        |  |  |  |  |  |  |  |
| Ivan De Jesus, R<br>OBP: 0.274, SLG: 0.219<br>(1, 6)  | E<br>1B                       | K                                |                               | 1-3<br>2B                        |                              | 6-3                              |                              | CS<br>BB                        |                              | 3                               | 1                            | 1                               | 0                            | 2                               | 1                            | 0                               |                                  |                                    |                                  |        |  |  |  |  |  |  |  |
| Bill Buckner, L<br>OBP: 0.348, SLG: 0.468<br>(1, 3)   | 1B                            |                                  |                               | P6                               |                              | P6                               |                              | CS                              |                              | 4                               | 2                            | 2                               | 1                            | 0                               | 0                            | 1                               |                                  |                                    |                                  |        |  |  |  |  |  |  |  |
| Leon Durham, L<br>OBP: 0.360, SLG: 0.477<br>(1, 9)  | 1B                            |                                  |                               | 1-3                              |                              | 3-1                              |                              |                                 |                              | 4                               | 1                            | 2                               | 1                            | 0                               | 0                            | 1                               |                                  |                                    |                                  |        |  |  |  |  |  |  |  |
| Jerry Morales, R<br>OBP: 0.353, SLG: 0.349<br>(1, 7)  | 1B                            |                                  |                               | 5-3                              |                              |                                  |                              |                                 |                              | 4                               | 1                            | 1                               | 1                            | 0                               | 1                            | 2                               |                                  |                                    |                                  |        |  |  |  |  |  |  |  |
| Jody Davis, R<br>OBP: 0.344, SLG: 0.360<br>(1, 2)   | 1B                            |                                  |                               | WP<br>BB                         |                              | F9                               |                              | FC6-4<br>HBP                    |                              | 1                               | 0                            | 0                               | 0                            | 2                               | 0                            | 0                               |                                  |                                    |                                  |        |  |  |  |  |  |  |  |
| Ken Reitz, R<br>OBP: 0.278, SLG: 0.302<br>(1, 5)  | SF6                           |                                  |                               | 1-2<br>BB                        |                              | HR                               |                              | F8                              |                              | 2                               | 1                            | 1                               | 2                            | 1                               | 0                            | 1                               |                                  |                                    |                                  |        |  |  |  |  |  |  |  |
| Pat Tabler, R<br>OBP: 0.288, SLG: 0.203<br>(1, 4)   |                               |                                  |                               | K                                |                              | SH1<br>1B                        |                              | FC6-4                           |                              | 4                               | 0                            | 2                               | 1                            | 0                               | 1                            | 3                               |                                  |                                    |                                  |        |  |  |  |  |  |  |  |
| Mike Griffin, R<br>OBP: 0.211, SLG: 0.111<br>Dick Tidrow, R<br>ERA: 5.44<br>Dave Geisel, L<br>(8, PH) |                               |                                  |                               |                                  |                              |                                  |                              |                                 |                              | 2                               | 0                            | 0                               | 0                            | 0                               | 2                            | 4                               |                                  |                                    |                                  |        |  |  |  |  |  |  |  |
| Mike Lum, L<br>OBP: 0.310, SLG: 0.358<br>Lee Smith, R<br>Willie Hernandez, L                          | K                             |                                  |                               | K                                |                              | SH1                              |                              | P3                              |                              | 0                               | 0                            | 0                               | 0                            | 0                               | 0                            | 0                               |                                  |                                    |                                  |        |  |  |  |  |  |  |  |
| <b>Inning Stats</b>   | R: 4<br>E: 1<br>K: 2<br>S: 11 | H: 4<br>LOB: 2<br>BB: 2<br>P: 19 | R: 1<br>E: 0<br>K: 3<br>S: 11 | H: 2<br>LOB: 1<br>BB: 0<br>P: 11 | R: 0<br>E: 0<br>K: 2<br>S: 7 | H: 0<br>LOB: 2<br>BB: 2<br>P: 15 | R: 0<br>E: 0<br>K: 0<br>S: 4 | H: 1<br>LOB: 1<br>BB: 0<br>P: 4 | R: 1<br>E: 0<br>K: 0<br>S: 5 | H: 2<br>LOB: 1<br>BB: 0<br>P: 5 | R: 0<br>E: 0<br>K: 0<br>S: 3 | H: 0<br>LOB: 0<br>BB: 0<br>P: 3 | R: 0<br>E: 0<br>K: 0<br>S: 3 | H: 0<br>LOB: 1<br>BB: 0<br>P: 4 | R: 0<br>E: 0<br>K: 0<br>S: 2 | H: 0<br>LOB: 0<br>BB: 1<br>P: 6 | 1B: 5<br>2B: 1<br>3B: 2<br>HR: 1 | SF: 1<br>SAC: 1<br>DP: 0<br>HBP: 1 | WP: 1<br>PB: 0<br>SB: 0<br>CS: 1 | PA: 39 |  |  |  |  |  |  |  |
| <b>PITCHER</b>  | IP                            | WLS                              | BF                            | H                                | R                            | ER                               | SO                           | BB                              | IBB                          | HBP                             | BLK                          | WP                              | HR                           | S                               | P                            | ERA                             | WHIP                             |                                    |                                  |        |  |  |  |  |  |  |  |
| Ray Burris, R<br>ERA: 3.39  | 2.0                           | L                                | 14                            | 6                                | 5                            | 5                                | 5                            | 2                               | 0                            | 0                               | 0                            | 0                               | 0                            | 0                               | 8                            | -                               | -                                |                                    |                                  |        |  |  |  |  |  |  |  |
| Stan Bahnsen, R<br>ERA: 5.44  | 0.0                           |                                  | 2                             | 0                                | 0                            | 0                                | 0                            | 2                               | 0                            | 0                               | 0                            | 0                               | 0                            | 0                               | 8                            | -                               | -                                |                                    |                                  |        |  |  |  |  |  |  |  |
| Bryn Smith, R<br>ERA:   | 2.0                           |                                  | 7                             | 1                                | 0                            | 0                                | 2                            | 0                               | 0                            | 0                               | 0                            | 1                               | 0                            | 11                              | 11                           | 0.00                            | 0.500                            |                                    |                                  |        |  |  |  |  |  |  |  |
| Bill Lee, L<br>ERA: 2.73  | 3.0                           |                                  | 12                            | 2                                | 1                            | 1                                | 0                            | 0                               | 0                            | 1                               | 0                            | 0                               | 1                            | 11                              | 12                           | 3.00                            | 0.667                            |                                    |                                  |        |  |  |  |  |  |  |  |
| Jeff Reardon, R<br>ERA: 2.5   | 1.0                           |                                  | 3                             | 0                                | 0                            | 0                                | 0                            | 1                               | 0                            | 0                               | 0                            | 0                               | 0                            | 2                               | 6                            | 0.00                            | 1.000                            |                                    |                                  |        |  |  |  |  |  |  |  |

**Montreal Expos @ Chicago Cubs**  
Wrigley Field, Chicago, IL  
Fri Sep 11 1981, 3:33 AM CDT  
Att: 7,204 - Cloudy - 78 F

|     |    |
|-----|----|
| AB  | 30 |
| R   | 6  |
| H   | 9  |
| RBI | 6  |
| BB  | 5  |
| SO  | 7  |
| LOB | 15 |

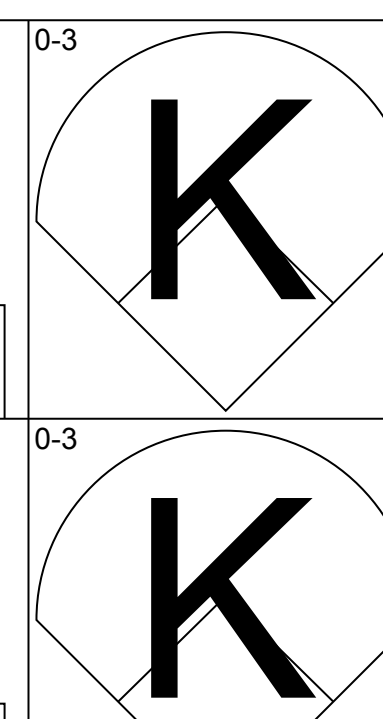
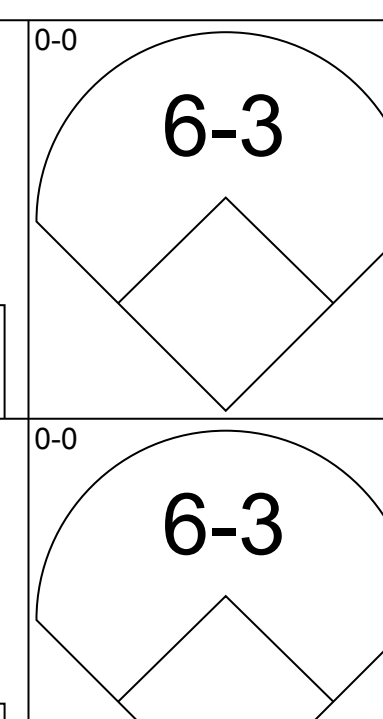

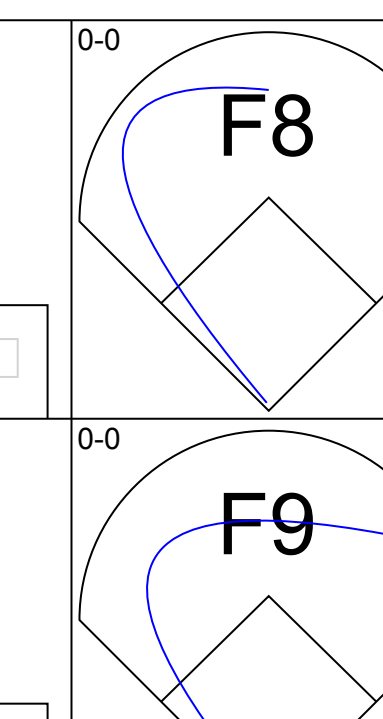
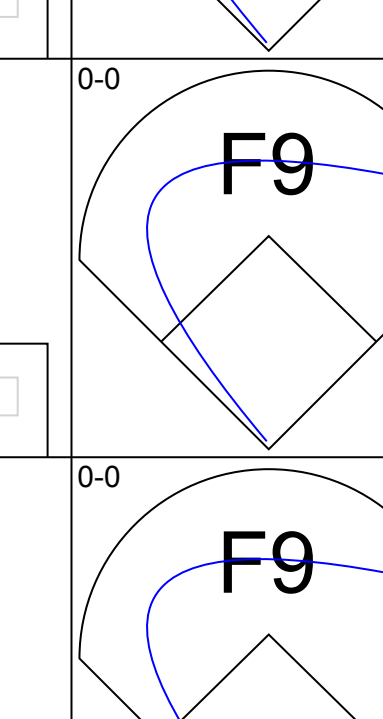
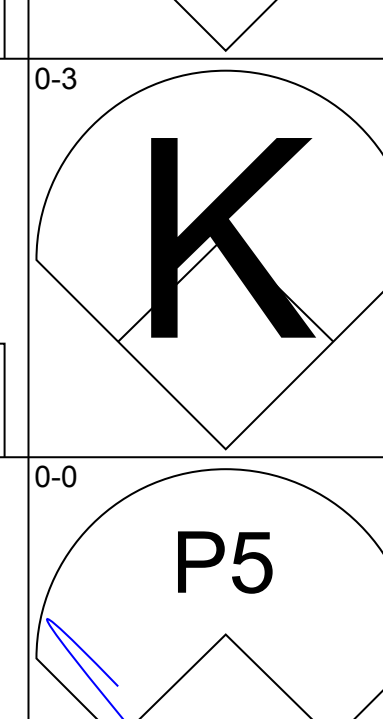
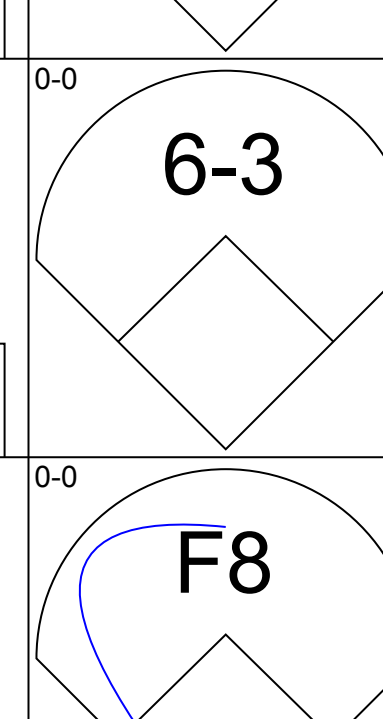
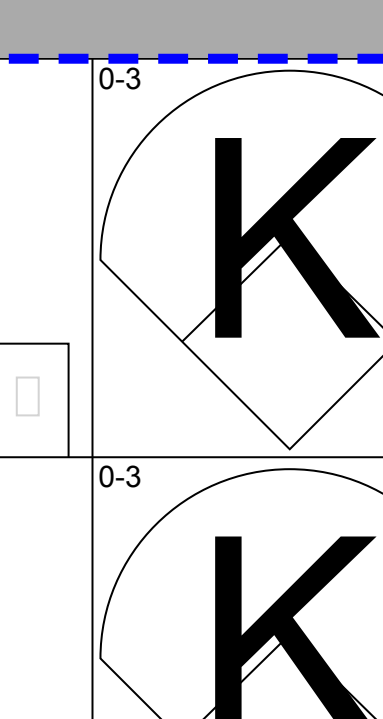
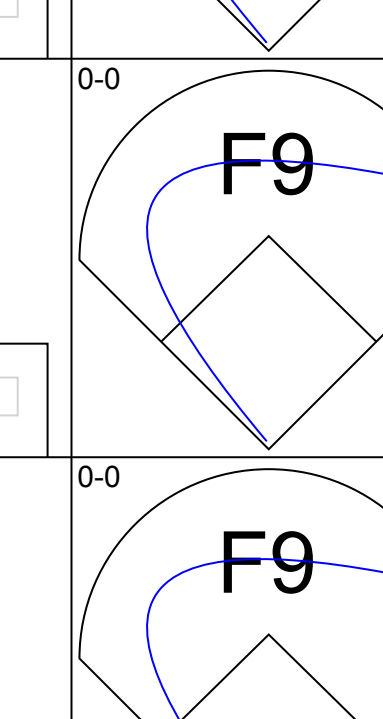
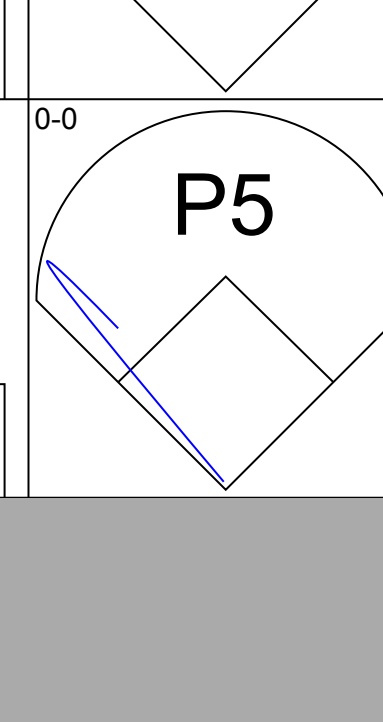
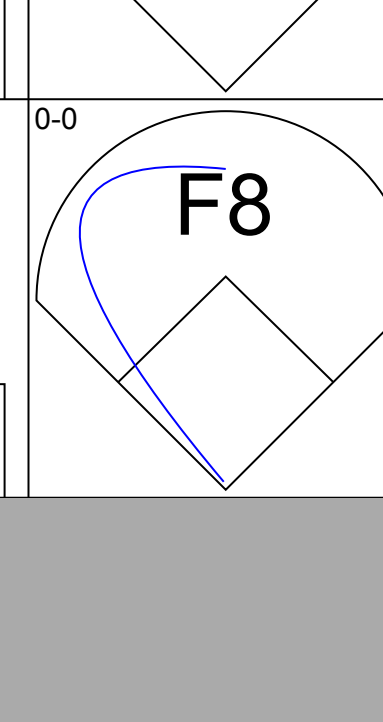
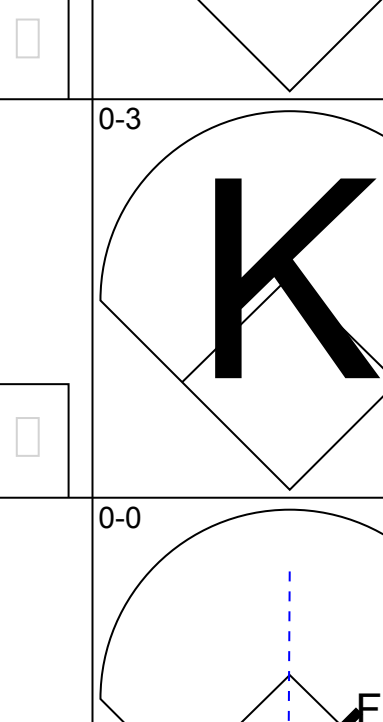
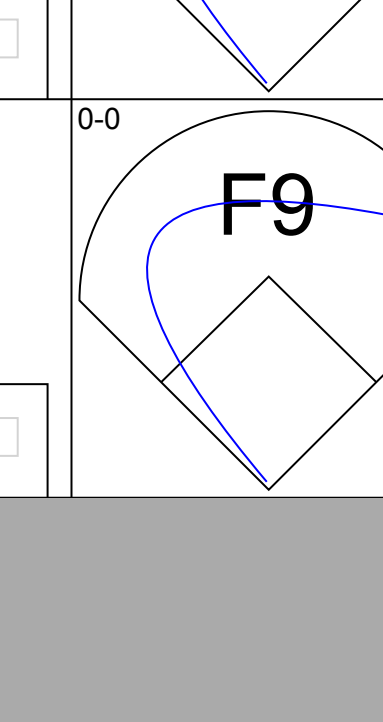
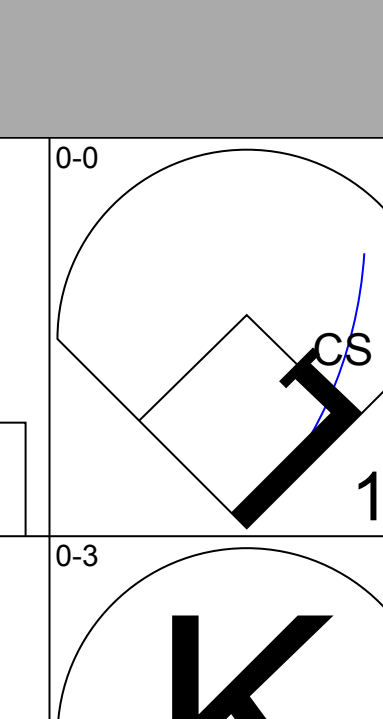
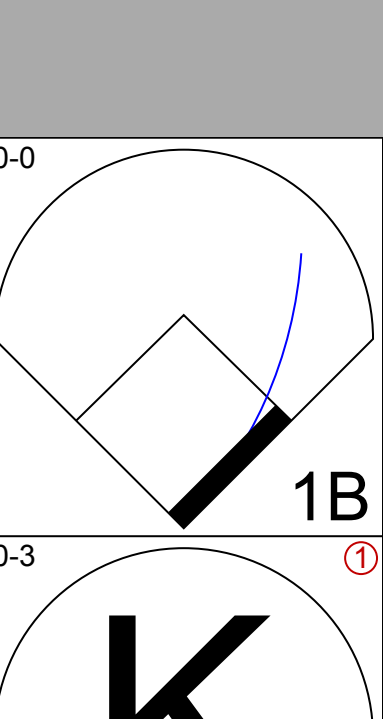
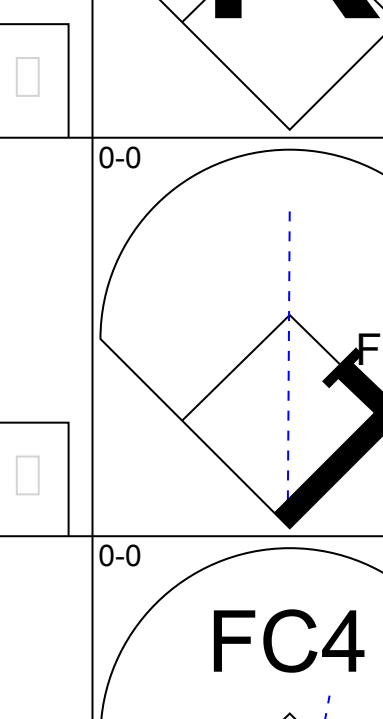

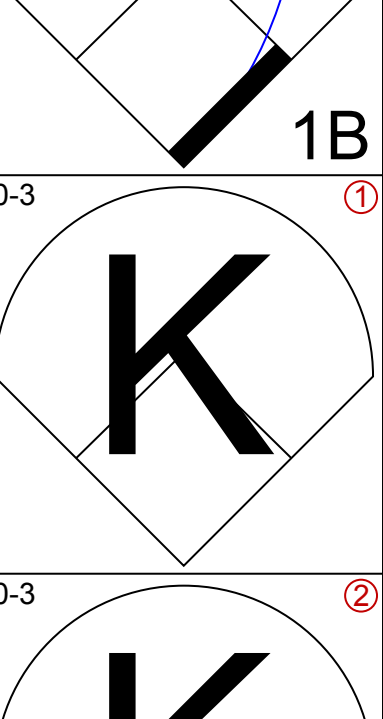
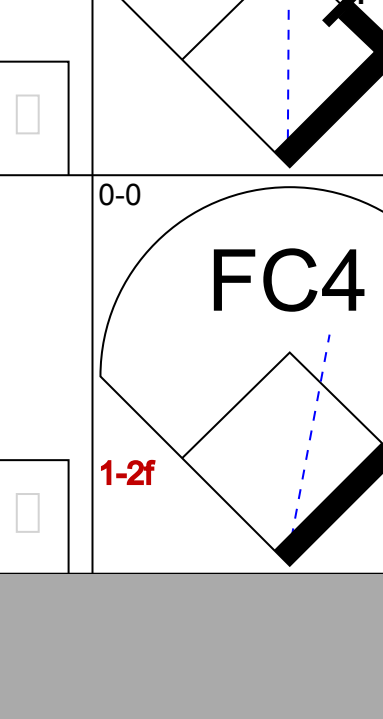
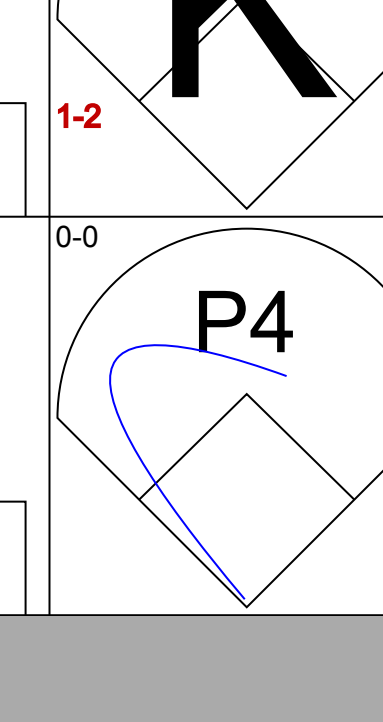

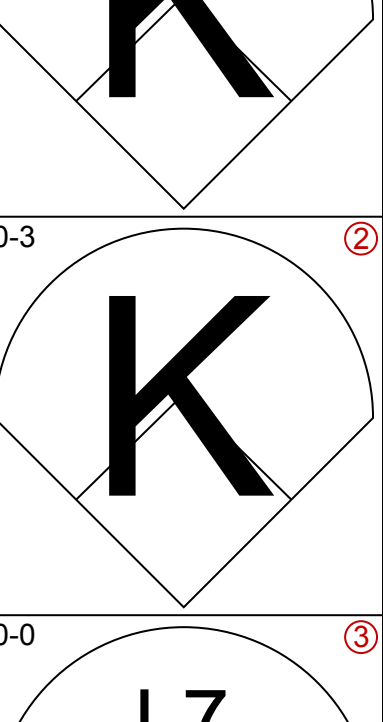
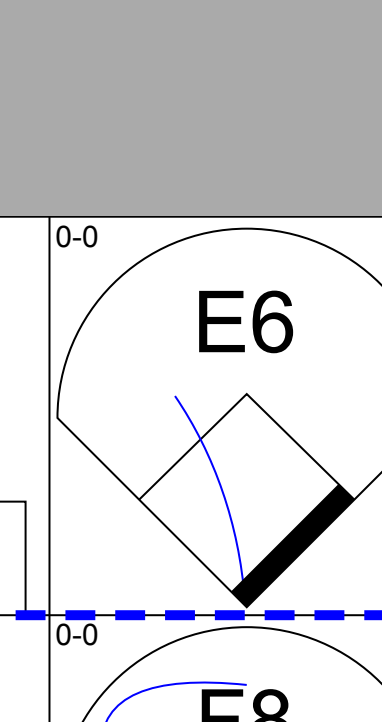
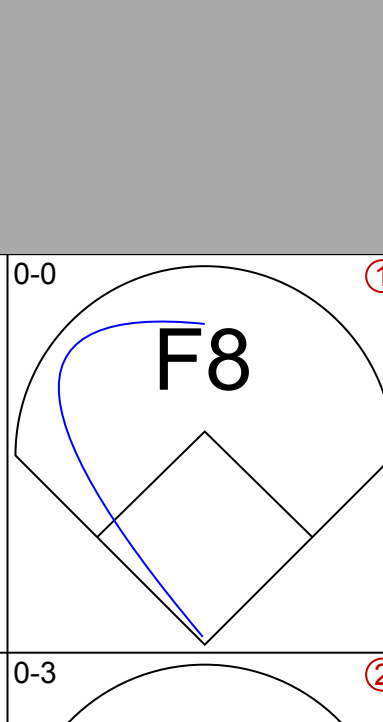
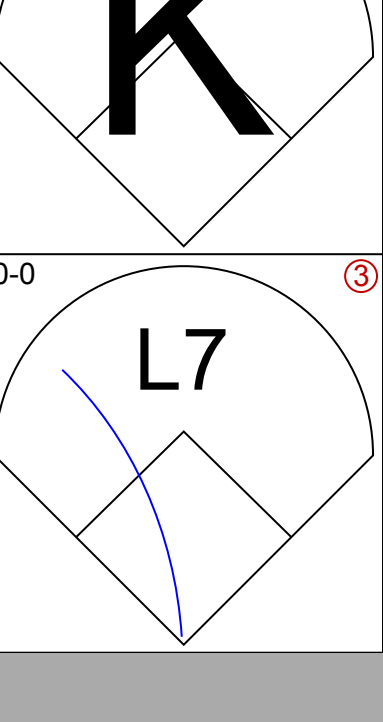
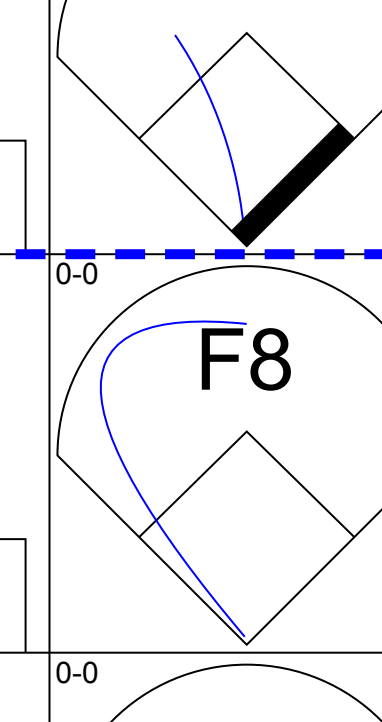

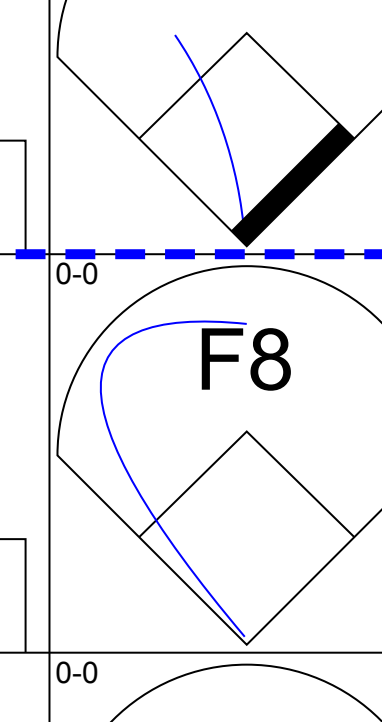
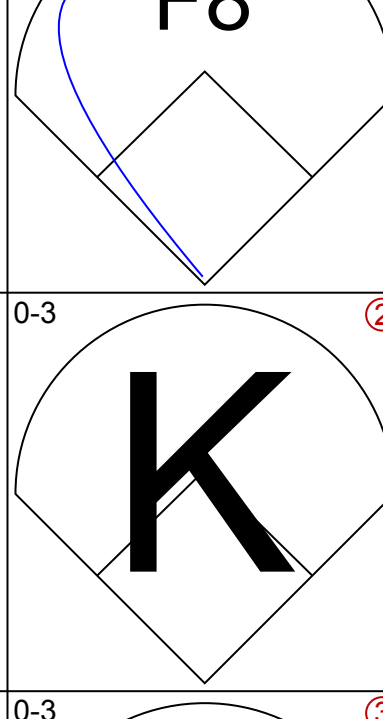
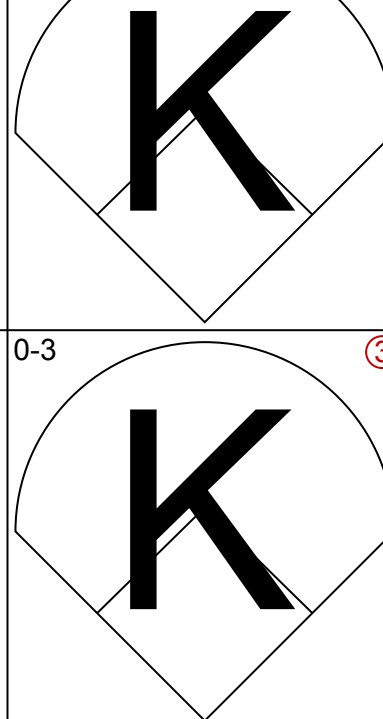




| Batter  | 1  | 2   | 3   | 4   | 5  | 6   | 7   | 8  | 9   | AB                              | R                            | H                               | RBI                          | BB                              | SO                           | LOB                             | TOP  |                                 |                                  |                                    |                                  |        |
|---|--|---|---|---|--|---|---|--|---|---------------------------------|------------------------------|---------------------------------|------------------------------|---------------------------------|------------------------------|---------------------------------|--|---------------------------------|----------------------------------|------------------------------------|----------------------------------|--------|
| Tim Raines, S (1, 7)<br>OBP: 0.389, SLG: 0.439    |    |   |     |   |     |   |     |  |     | 5                               | 0                            | 2                               | 0                            | 0                               | 1                            | 3                               | <b>Montreal Expos @ Chicago Cubs</b><br>Wrigley Field, Chicago, IL<br>Sat Sep 12 1981, 3:33 AM CDT<br>Att. 18,124 - Sunny - 71 F |                                 |                                  |                                    |                                  |        |
| Rodney Scott, S (1, 4)<br>OBP: 0.320, SLG: 0.252  |   |   |    |   |    |   |    |  |   | 3                               | 0                            | 0                               | 1                            | 1                               | 1                            | 2                               |  |                                 |                                  |                                    |                                  |        |
| Andre Dawson, R (1, 8)<br>OBP: 0.377, SLG: 0.597  |   |   |    |   |    |   |   |  |    | 4                               | 0                            | 1                               | 0                            | 0                               | 0                            | 3                               |  |                                 |                                  |                                    |                                  |        |
| Gary Carter, R (1, 2)<br>OBP: 0.301, SLG: 0.436   |   |   |   |  |  |  |   |   |   | 4                               | 0                            | 0                               | 0                            | 0                               | 1                            | 1                               |  |                                 |                                  |                                    |                                  |        |
| Warren Cromartie, L (1, 3)                        |  |  |   |  |  |  |   |   |   | 4                               | 0                            | 1                               | 0                            | 0                               | 0                            | 0                               |  |                                 |                                  |                                    |                                  |        |
| Larry Parrish, R (1, 5)<br>OBP: 0.279, SLG: 0.356 |   |   |    |   |   |   |   |   |   | 4                               | 1                            | 1                               | 1                            | 0                               | 2                            | 1                               |  |                                 |                                  |                                    |                                  |        |
| Tim Wallach, R (1, 9)<br>OBP: 0.289, SLG: 0.329   |  |   |   |   |  |   |   |  |   | 4                               | 0                            | 1                               | 0                            | 0                               | 0                            | 1                               |  |                                 |                                  |                                    |                                  |        |
| Chris Speier, R (1, 6)<br>OBP: 0.310, SLG: 0.292  |  |   |   |   |   |   |   |  |   | 4                               | 1                            | 2                               | 0                            | 0                               | 0                            | 1                               |  |                                 |                                  |                                    |                                  |        |
| Steve Rogers, R (1, 1)<br>OBP: 0.191, SLG: 0.156  |  |   |  |   |  |   |  |  |  | 2                               | 0                            | 0                               | 0                            | 0                               | 2                            | 1                               |  |                                 |                                  |                                    |                                  |        |
| Woodie Fryman, R (7, 1)<br>OBP: 0.500, SLG: 0.500 |  |   |   |   |  |   |   |  |   | 0                               | 0                            | 0                               | 0                            | 0                               | 0                            | 0                               |  |                                 |                                  |                                    |                                  |        |
| Jeff Reardon, R (8, 1)                            |  |   |   |   |  |   |   |  |  | 0                               | 0                            | 0                               | 0                            | 0                               | 0                            | 0                               |  |                                 |                                  |                                    |                                  |        |
| <b>Inning Stats</b>                               | R: 0<br>E: 0<br>K: 2<br>S: 8   | H: 1<br>LOB: 1<br>BB: 0<br>P: 8   | R: 0<br>E: 0<br>K: 1<br>S: 5  | H: 0<br>LOB: 0<br>BB: 0<br>P: 5   | R: 1<br>E: 0<br>K: 1<br>S: 7   | H: 2<br>LOB: 1<br>BB: 0<br>P: 7   | R: 0<br>E: 0<br>K: 2<br>S: 8  | H: 1<br>LOB: 1<br>BB: 0<br>P: 8  | R: 0<br>E: 0<br>K: 0<br>S: 4  | H: 1<br>LOB: 2<br>BB: 1<br>P: 8 | R: 1<br>E: 0<br>K: 0<br>S: 4 | H: 1<br>LOB: 0<br>BB: 0<br>P: 4 | R: 0<br>E: 0<br>K: 1<br>S: 6 | H: 1<br>LOB: 1<br>BB: 0<br>P: 6 | R: 0<br>E: 0<br>K: 0<br>S: 3 | H: 0<br>LOB: 0<br>BB: 0<br>P: 3 | R: 0<br>E: 1<br>K: 0<br>S: 5   | H: 1<br>LOB: 2<br>BB: 0<br>P: 5 | 1B: 6<br>2B: 1<br>3B: 0<br>HR: 1 | SF: 0<br>SAC: 2<br>DP: 0<br>HBP: 0 | WP: 1<br>PB: 0<br>SB: 1<br>CS: 0 | PA: 37 |
| <b>PITCHER</b>                                    | IP WLS BF H R ER SO BB IBB HBP BLK WP HR S P ERA WHIP                              |   |   |   |  |   |   |  |   |                                 |                              |                                 |                              |                                 |                              |                                 |  |                                 |                                  |                                    |                                  |        |
| Doug Bird, R (1, 1)<br>ERA: 2.82                  | 6.0 L 25 6 2 2 6 1 0 0 0 0 1 1 36 40 3.00 1.167                                    |   |   |   |  |   |   |  |   |                                 |                              |                                 |                              |                                 |                              |                                 |  |                                 |                                  |                                    |                                  |        |
| Lee Smith, R (7, 1)<br>ERA: 3.33                  | 2.0 7 1 0 0 1 0 0 0 0 0 0 0 9 9 0.00 0.500   |   |   |   |  |   |   |  |   |                                 |                              |                                 |                              |                                 |                              |                                 |  |                                 |                                  |                                    |                                  |        |
| Dick Tidrow, R (9, 1)<br>ERA: 4.7                 | 0.2 4 1 0 0 0 0 0 0 0 0 0 0 4 4 0.00 1.500   |   |   |   |  |   |   |  |   |                                 |                              |                                 |                              |                                 |                              |                                 |  |                                 |                                  |                                    |                                  |        |
| Dave Geisel, L (9, 1)<br>ERA:                     | 0.1 1 0 0 0 0 0 0 0 0 0 0 0 1 1 0.00 0.000   |   |   |   |  |   |   |  |   |                                 |                              |                                 |                              |                                 |                              |                                 |  |                                 |                                  |                                    |                                  |        |

|     |    |
|-----|----|
| AB  | 34 |
| R   | 2  |
| H   | 8  |
| RBI | 2  |
| BB  | 1  |
| SO  | 7  |
| LOB | 13 |



| Batter  | 1   | 2   | 3   | 4   | 5  | 6   | 7   | 8   | 9   | AB                              | R                            | H                               | RBI                          | BB                              | SO                           | LOB                             | BOTTOM   |                                    |                                  |        |
|---|---|---|---|---|--|---|---|---|---|---------------------------------|------------------------------|---------------------------------|------------------------------|---------------------------------|------------------------------|---------------------------------|--|------------------------------------|----------------------------------|--------|
| Bobby Bonds, R (1, 8)<br>OBP: 0.349, SLG: 0.450     |  |   |   |  |  |  |   |   |  | 1                               | 0                            | 0                               | 0                            | 0                               | 1                            | 0                               | <b>Montreal Expos @ Chicago Cubs</b><br>Wrigley Field, Chicago, IL<br>Sat Sep 12 1981, 3:33 AM CDT<br>Att. 18,124 - Sunny - 71 F |                                    |                                  |        |
| Steve Henderson, R (2, 7)<br>OBP: 0.358, SLG: 0.368 |   |   |   |   |  |   |   |   |  | 3                               | 0                            | 0                               | 0                            | 0                               | 1                            | 0                               |  |                                    |                                  |        |
| Ivan De Jesus, R (1, 6)<br>OBP: 0.271, SLG: 0.216   |  |   |   |  |  |   |  |   |  | 4                               | 0                            | 0                               | 0                            | 0                               | 2                            | 0                               |  |                                    |                                  |        |
| Bill Buckner, L (1, 3)<br>OBP: 0.344, SLG: 0.462    |  |   |   |  |  |   |  |   |  | 4                               | 0                            | 0                               | 0                            | 0                               | 1                            | 0                               |  |                                    |                                  |        |
| Leon Durham, L (1, 9)<br>OBP: 0.367, SLG: 0.483     |   |  |   |   |  |   |  |   |   | 3                               | 0                            | 3                               | 0                            | 0                               | 0                            | 0                               |  |                                    |                                  |        |
| Jerry Morales, R (1, 7)<br>OBP: 0.349, SLG: 0.343   |  |   |   |   |  |   |  |   |   | 3                               | 0                            | 0                               | 0                            | 0                               | 2                            | 3                               |  |                                    |                                  |        |
| Jody Davis, R (1, 2)<br>OBP: 0.338, SLG: 0.353      |   |  |   |   |  |   |   |   |   | 3                               | 0                            | 0                               | 0                            | 0                               | 1                            | 1                               |  |                                    |                                  |        |
| Scott Fletcher, R (8, FR)<br>OBP: 0.194, SLG: 0.200 |  |   |   |   |  |   |   |  |   | 0                               | 0                            | 0                               | 0                            | 0                               | 0                            | 0                               |  |                                    |                                  |        |
| Ken Reitz, R (1, 5)<br>OBP: 0.275, SLG: 0.298       |   |   |  |   |  |   |   |  |   | 3                               | 0                            | 0                               | 0                            | 0                               | 2                            |                                 |  |                                    |                                  |        |
| Pat Tabler, R (1, 4)<br>OBP: 0.280, SLG: 0.197      |   |   |   |   |  |  |   |  |   | 2                               | 0                            | 0                               | 0                            | 0                               | 1                            | 0                               |  |                                    |                                  |        |
| Jim Tracy, L (8, PH)<br>OBP: 0.371, SLG: 0.328      |   |   |   |   |  |   |   |   |   | 1                               | 0                            | 0                               | 0                            | 0                               | 0                            | 1                               |  |                                    |                                  |        |
| Tim Blackwell, S (9, 2)<br>OBP: 0.342, SLG: 0.359   |   |   |   |  |  |   |   |   |   | 0                               | 0                            | 0                               | 0                            | 0                               | 0                            | 0                               |  |                                    |                                  |        |
| Doug Bird, R (1, 1)<br>OBP: 0.143, SLG: 0.077       |   |   |   |   |  |   |   |   |   | 1                               | 0                            | 0                               | 0                            | 0                               | 1                            | 0                               |  |                                    |                                  |        |
| Scott Thompson, L (6, PH)<br>OBP: 0.227, SLG: 0.215 |   |   |   |   |  |   |   |   |   | 1                               | 0                            | 0                               | 0                            | 0                               | 0                            | 0                               |  |                                    |                                  |        |
| Lee Smith, R (7, 1)<br>ERA: 3.33                    |   |   |   |   |  |   |   |   |   | 0                               | 0                            | 0                               | 0                            | 0                               | 0                            | 0                               |  |                                    |                                  |        |
| Mike Lum, L (8, PH)<br>OBP: 0.336, SLG: 0.330       |   |   |   |   |  |   |   |   |   | 1                               | 0                            | 0                               | 0                            | 0                               | 1                            | 0                               |  |                                    |                                  |        |
| Dick Tidrow, R (9, 1)<br>ERA: 4.7                   |   |   |   |  |  |   |   |   |   | 0                               | 0                            | 0                               | 0                            | 0                               | 0                            | 0                               |  |                                    |                                  |        |
| Dave Geisel, L (9, 1)<br>ERA:                       |   |   |   |   |  |   |   |   |   | 0                               | 0                            | 0                               | 0                            | 0                               | 0                            | 0                               |  |                                    |                                  |        |
| <b>Inning Stats</b>                                 | R: 0<br>E: 0<br>K: 2<br>S: 7  | H: 0<br>LOB: 0<br>BB: 0<br>P: 7   | R: 0<br>E: 0<br>K: 1<br>S: 5  | H: 1<br>LOB: 0<br>BB: 0<br>P: 5   | R: 0<br>E: 0<br>K: 2<br>S: 7   | H: 0<br>LOB: 0<br>BB: 0<br>P: 7   | R: 0<br>E: 0<br>K: 0<br>S: 3  | H: 0<br>LOB: 0<br>BB: 0<br>P: 3   | R: 0<br>E: 0<br>K: 1<br>S: 5  | H: 0<br>LOB: 0<br>BB: 0<br>P: 5 | R: 0<br>E: 0<br>K: 2<br>S: 8 | H: 1<br>LOB: 1<br>BB: 0<br>P: 8 | R: 0<br>E: 1<br>K: 0<br>S: 4 | H: 0<br>LOB: 1<br>BB: 0<br>P: 4 | R: 0<br>E: 0<br>K: 0<br>S: 3 | H: 0<br>LOB: 0<br>BB: 0<br>P: 3 | 1B: 3<br>2B: 1<br>3B: 0<br>HR: 0   | SF: 0<br>SAC: 0<br>DP: 1<br>HBP: 0 | WP: 0<br>PB: 0<br>SB: 0<br>CS: 1 | PA: 30 |
| <b>PITCHER</b>                                      | IP WLS BF H R ER SO BB IBB HBP BLK WP HR S P ERA WHIP                               |   |   |   |  |   |   |   |   |                                 |                              |                                 |                              |                                 |                              |                                 |  |                                    |                                  |        |
| Steve Rogers, R (1, 1)<br>ERA: 3.51                 | 6.0 W 19 2 0 0 8 0 0 0 0 0 0 0 35 35 0.00 0.333                                     |   |   |   |  |   |   |   |   |                                 |                              |                                 |                              |                                 |                              |                                 |  |                                    |                                  |        |
| Woodie Fryman, L (7, 1)<br>ERA: 2.43                | 1.0 5 1 0 0 2 0 0 0 0 0 0 0 9 9 0.00 1.000  |   |   |   |  |   |   |   |   |                                 |                              |                                 |                              |                                 |                              |                                 |  |                                    |                                  |        |
| Jeff Reardon, R (8, 1)<br>ERA: 2.41                 | 2.0 S 6 0 0 0 0 0 0 0 0 0 0 0 6 6 0.00 0.000  |   |   |   |  |   |   |   |   |                                 |                              |                                 |                              |                                 |                              |                                 |  |                                    |                                  |        |

|     |    |
|-----|----|
| AB  | 30 |
| R   | 0  |
| H   | 3  |
| RBI | 0  |
| BB  | 0  |
| SO  | 10 |
| LOB | 8  |





| Batter   | 1   | 2   | 3  | 4   | 5   | 6   | 7                            | 8                               | 9                            | AB                               | R                            | H                                | RBI                          | BB                              | SO                           | LOB                             | TOP   |                                 |                                  |                                    |                                  |        |
|--|---|---|--|---|---|---|------------------------------|---------------------------------|------------------------------|----------------------------------|------------------------------|----------------------------------|------------------------------|---------------------------------|------------------------------|---------------------------------|---|---------------------------------|----------------------------------|------------------------------------|----------------------------------|--------|
| <b>Tim Raines, S</b> (1, 7)<br><small>OBP: 0.391, SLG: 0.438</small><br><b>Terry Francona, L</b> (5, 7)<br><small>OBP: 0.357, SLG: 0.333</small>   |   |   |  |   |   |   |                              |                                 |                              | 1                                | 2                            | 0                                | 0                            | 2                               | 1                            | 0                               |   |                                 |                                  |                                    |                                  |        |
| <b>Rodney Scott, S</b> (1, 4)<br><small>OBP: 0.318, SLG: 0.251</small>   |   |   |  |   |   |   |                              |                                 |                              | 5                                | 1                            | 1                                | 1                            | 0                               | 0                            | 4                               |   |                                 |                                  |                                    |                                  |        |
| <b>Andre Dawson, R</b> (1, 8)<br><small>OBP: 0.383, SLG: 0.607</small><br><b>Dan Briggs, L</b> (8, 8)<br><small>OBP: 0.167, SLG: 0.167</small>   |   |   |  |   |   |   |                              |                                 |                              | 5                                | 3                            | 4                                | 3                            | 0                               | 0                            | 0                               |   |                                 |                                  |                                    |                                  |        |
| <b>Gary Carter, R</b> (1, 2)<br><small>OBP: 0.300, SLG: 0.432</small>  |   |   |  |   |   |   |                              |                                 |                              | 5                                | 0                            | 1                                | 0                            | 0                               | 1                            | 5                               |   |                                 |                                  |                                    |                                  |        |
| <b>Warren Cromartie, L</b> (1, 3)<br><small>OBP: 0.345, SLG: 0.378</small>   |   |   |  |   |   |   |                              |                                 |                              | 3                                | 1                            | 1                                | 1                            | 2                               | 0                            | 2                               |   |                                 |                                  |                                    |                                  |        |
| <b>Larry Parrish, R</b> (1, 5)<br><small>OBP: 0.281, SLG: 0.360</small>  |   |   |  |   |   |   |                              |                                 |                              | 5                                | 0                            | 2                                | 3                            | 0                               | 1                            | 1                               |   |                                 |                                  |                                    |                                  |        |
| <b>Tim Wallach, R</b> (1, 9)<br><small>OBP: 0.293, SLG: 0.347</small>  |   |   |  |   |   |   |                              |                                 |                              | 4                                | 1                            | 1                                | 1                            | 1                               | 1                            | 3                               |   |                                 |                                  |                                    |                                  |        |
| <b>Chris Speier, R</b> (1, 6)<br><small>OBP: 0.312, SLG: 0.292</small><br><b>Mike Phillips, L</b> (8, 6)<br><small>OBP: 0.236, SLG: 0.250</small>  |   |   |  |   |   |   |                              |                                 |                              | 3                                | 1                            | 1                                | 0                            | 1                               | 0                            | 1                               |   |                                 |                                  |                                    |                                  |        |
| <b>Scott Sanderson, R</b> (1, 1)<br><small>OBP: 0.333, SLG: 0.185</small><br><b>Rowland Office, L</b> (6, PH)<br><small>OBP: 0.273, SLG: 0.200</small><br><b>Bryn Smith, R</b> (6, 1)<br><small>OBP: 0.500, SLG: 0.500</small>   |   |   |  |   |   |   |                              |                                 |                              | 2                                | 0                            | 0                                | 0                            | 0                               | 2                            | 1                               |   |                                 |                                  |                                    |                                  |        |
| <b>Inning Stats</b>  | R: 2<br>E: 0<br>K: 0<br>S: 5  | H: 2<br>LOB: 1<br>BB: 1<br>P: 9   | R: 1<br>E: 0<br>K: 2<br>S: 8   | H: 1<br>LOB: 0<br>BB: 0<br>P: 8   | R: 0<br>E: 1<br>K: 0<br>S: 4  | H: 1<br>LOB: 1<br>BB: 1<br>P: 4   | R: 0<br>E: 0<br>K: 1<br>S: 5 | H: 0<br>LOB: 1<br>BB: 1<br>P: 9 | R: 2<br>E: 0<br>K: 0<br>S: 5 | H: 2<br>LOB: 2<br>BB: 2<br>P: 13 | R: 5<br>E: 0<br>K: 1<br>S: 9 | H: 4<br>LOB: 1<br>BB: 2<br>P: 17 | R: 0<br>E: 1<br>K: 0<br>S: 4 | H: 1<br>LOB: 1<br>BB: 0<br>P: 4 | R: 0<br>E: 0<br>K: 0<br>S: 3 | H: 1<br>LOB: 0<br>BB: 0<br>P: 3 | R: 0<br>E: 0<br>K: 3<br>S: 9  | H: 0<br>LOB: 0<br>BB: 0<br>P: 9 | 1B: 8<br>2B: 3<br>3B: 0<br>HR: 1 | SF: 0<br>SAC: 1<br>DP: 2<br>HBP: 0 | WP: 1<br>PB: 0<br>SB: 0<br>CS: 0 | PA: 44 |
| <b>PITCHER</b>   | IP<br>WLS<br>BF<br>H<br>R<br>ER<br>SO<br>BB<br>IBB<br>HBP<br>BLK<br>WP<br>HR<br>S<br>P<br>ERA<br>WHIP | IP<br>WLS<br>BF<br>H<br>R<br>ER<br>SO<br>BB<br>IBB<br>HBP<br>BLK<br>WP<br>HR<br>S<br>P<br>ERA<br>WHIP |  |   |   |   |                              |                                 |                              |                                  |                              |                                  |                              |                                 |                              |                                 | IP<br>WLS<br>BF<br>H<br>R<br>ER<br>SO<br>BB<br>IBB<br>HBP<br>BLK<br>WP<br>HR<br>S<br>P<br>ERA<br>WHIP |                                 |                                  |                                    |                                  |        |
| <b>Mike Krukow, R</b> (1, 1)<br><small>ERA: 4.41</small><br><b>Jay Howell, R</b> (5, 1)<br><small>ERA: 5.25</small><br><b>Lee Smith, R</b> (6, 1)<br><small>ERA: 3.81</small><br><b>Dick Tidrow, R</b> (6, 1)<br><small>ERA: 4.94</small><br><b>Rawly Eastwick, R</b> (7, 1)<br><small>ERA: 2.38</small> | 4.1<br>L<br>21<br>5<br>5<br>0<br>5<br>3<br>3<br>0<br>0<br>0<br>0<br>1<br>24<br>36<br>10.38<br>1.846   | 0.2<br>4<br>1<br>0<br>0<br>0<br>0<br>1<br>0<br>0<br>0<br>0<br>0<br>3<br>7<br>0.00<br>1.500            | 0.1<br>4<br>2<br>3<br>3<br>0<br>1<br>0<br>0<br>0<br>0<br>0<br>3<br>7<br>81.00<br>9.000 | 0.2<br>5<br>2<br>2<br>2<br>1<br>0<br>1<br>0<br>0<br>1<br>0<br>6<br>10<br>27.00<br>3.000 | 2.0<br>7<br>2<br>0<br>0<br>0<br>0<br>0<br>0<br>0<br>0<br>0<br>7<br>7<br>0.00<br>1.000 | 1.0<br>3<br>0<br>0<br>0<br>3<br>0<br>0<br>0<br>0<br>0<br>0<br>9<br>9<br>0.00<br>0.000 |                              |                                 |                              |                                  |                              |                                  |                              |                                 |                              |                                 |   |                                 |                                  |                                    |                                  |        |

**Montreal Expos @ Chicago Cubs**  
Wrigley Field, Chicago, IL  
Sun Sep 13 1981, 3:33 AM CDT  
Att: 14,589 - Sunny - 77 F

AB 37  
R 10  
H 12  
RBI 9  
BB 6  
SO 7  
LOB 20



**Montreal Expos @ Chicago Cubs**  
Wrigley Field, Chicago, IL  
Sun Sep 13 1981, 3:33 AM CDT  
Att: 14,589 - Sunny - 77 F

AB 39  
R 6  
H 13  
RBI 6  
BB 3  
SO 9  
LOB 17





| Batter   | 1   | 2                               | 3                            | 4                               | 5                            | 6                               | 7                            | 8                               | 9                            | AB                              | R                            | H                               | RBI                          | BB                               | SO                           | LOB                              | TOP                          |                                 |                                  |                                    |                                  |        |
|--|---|---------------------------------|------------------------------|---------------------------------|------------------------------|---------------------------------|------------------------------|---------------------------------|------------------------------|---------------------------------|------------------------------|---------------------------------|------------------------------|----------------------------------|------------------------------|----------------------------------|------------------------------|---------------------------------|----------------------------------|------------------------------------|----------------------------------|--------|
| Tom Herr, S<br>OBP: 0.345, SLG: 0.358<br>(1, 4)  |   |                                 |                              |                                 |                              |                                 |                              |                                 |                              | 4                               | 0                            | 0                               | 0                            | 1                                | 0                            | 2                                |                              |                                 |                                  |                                    |                                  |        |
| Gary Templeton, S<br>OBP: 0.301, SLG: 0.382<br>(1, 6)  |   |                                 |                              |                                 |                              |                                 |                              |                                 |                              | 5                               | 2                            | 4                               | 1                            | 0                                | 0                            | 0                                |                              |                                 |                                  |                                    |                                  |        |
| Keith Hernandez, L<br>OBP: 0.403, SLG: 0.475<br>(1, 3)   |   |                                 |                              |                                 |                              |                                 |                              |                                 |                              | 4                               | 0                            | 1                               | 1                            | 1                                | 1                            | 2                                |                              |                                 |                                  |                                    |                                  |        |
| George Hendrick, R<br>OBP: 0.362, SLG: 0.481<br>(1, 8)   |   |                                 |                              |                                 |                              |                                 |                              |                                 |                              | 4                               | 0                            | 0                               | 0                            | 0                                | 1                            | 5                                |                              |                                 |                                  |                                    |                                  |        |
| Dane Iorg, L<br>OBP: 0.343, SLG: 0.433<br>Tito Landrum, R<br>OBP: 0.265, SLG: 0.330<br>(1, 9) (7, 9) |   |                                 |                              |                                 |                              |                                 |                              |                                 |                              | 3                               | 0                            | 2                               | 1                            | 0                                | 0                            | 1                                |                              |                                 |                                  |                                    |                                  |        |
| Ken Oberkfell, L<br>OBP: 0.349, SLG: 0.367<br>(1, 5)   |   |                                 |                              |                                 |                              |                                 |                              |                                 |                              | 3                               | 0                            | 0                               | 0                            | 0                                | 0                            | 2                                |                              |                                 |                                  |                                    |                                  |        |
| Gene Roof, S<br>OBP: 0.409, SLG: 0.389<br>(1, 7)   |   |                                 |                              |                                 |                              |                                 |                              |                                 |                              | 3                               | 1                            | 1                               | 0                            | 1                                | 0                            | 1                                |                              |                                 |                                  |                                    |                                  |        |
| Darrell Porter, L<br>OBP: 0.349, SLG: 0.328<br>(1, 2)  |   |                                 |                              |                                 |                              |                                 |                              |                                 |                              | 3                               | 0                            | 1                               | 0                            | 1                                | 0                            | 1                                |                              |                                 |                                  |                                    |                                  |        |
| John Martin, S<br>OBP: 0.269, SLG: 0.375<br>Bruce Sutter, R<br>(9, 1)                                |   |                                 |                              |                                 |                              |                                 |                              |                                 |                              | 3                               | 0                            | 0                               | 0                            | 0                                | 0                            | 4                                |                              |                                 |                                  |                                    |                                  |        |
|  |   |                                 |                              |                                 |                              |                                 |                              |                                 |                              | 0                               | 0                            | 0                               | 0                            | 0                                | 0                            | 0                                |                              |                                 |                                  |                                    |                                  |        |
| <b>Inning Stats</b>  | R: 1<br>E: 0<br>K: 0<br>S: 5                          | H: 2<br>LOB: 1<br>BB: 0<br>P: 5 | R: 0<br>E: 1<br>K: 0<br>S: 5 | H: 2<br>LOB: 2<br>BB: 0<br>P: 5 | R: 0<br>E: 0<br>K: 2<br>S: 7 | H: 1<br>LOB: 0<br>BB: 0<br>P: 7 | R: 0<br>E: 0<br>K: 0<br>S: 3 | H: 1<br>LOB: 0<br>BB: 0<br>P: 3 | R: 0<br>E: 0<br>K: 0<br>S: 3 | H: 0<br>LOB: 0<br>BB: 0<br>P: 3 | R: 1<br>E: 0<br>K: 0<br>S: 5 | H: 2<br>LOB: 1<br>BB: 0<br>P: 5 | R: 1<br>E: 0<br>K: 0<br>S: 4 | H: 1<br>LOB: 3<br>BB: 3<br>P: 16 | R: 0<br>E: 0<br>K: 0<br>S: 3 | H: 0<br>LOB: 2<br>BB: 2<br>P: 11 | R: 0<br>E: 0<br>K: 0<br>S: 3 | H: 0<br>LOB: 0<br>BB: 3<br>P: 3 | 1B: 9<br>2B: 1<br>3B: 0<br>HR: 0 | SF: 0<br>SAC: 2<br>DP: 2<br>HBP: 0 | WP: 0<br>PB: 0<br>SB: 1<br>CS: 1 | PA: 39 |
| <b>PITCHER</b>   | IP WLS BF H R ER SO BB IBB HBP BLK WP HR S P ERA WHIP |                                 |                              |                                 |                              |                                 |                              |                                 |                              |                                 |                              |                                 |                              |                                  |                              |                                  |                              |                                 |                                  |                                    |                                  |        |
| Bill Gullickson, R<br>ERA: 2.98<br>(1, 1)  | 6.2 L 27 8 3 3 2 1 0 0 0 0 0 0 30 34 4.05 1.350       |                                 |                              |                                 |                              |                                 |                              |                                 |                              |                                 |                              |                                 |                              |                                  |                              |                                  |                              |                                 |                                  |                                    |                                  |        |
| Grant Jackson, L<br>ERA: 3.47<br>(7, 1)  | 0.0 3 1 0 0 0 2 0 0 0 0 0 0 1 9 ∞ ∞                   |                                 |                              |                                 |                              |                                 |                              |                                 |                              |                                 |                              |                                 |                              |                                  |                              |                                  |                              |                                 |                                  |                                    |                                  |        |
| Elias Sosa, R<br>ERA: 4.91<br>(7, 1)   | 0.1 1 0 0 0 0 0 0 0 0 0 0 0 1 1 0.00 0.000            |                                 |                              |                                 |                              |                                 |                              |                                 |                              |                                 |                              |                                 |                              |                                  |                              |                                  |                              |                                 |                                  |                                    |                                  |        |
| Tom Gorman, L<br>ERA: 2.16<br>(8, 1)   | 2.0 8 0 0 0 0 1 1 0 0 0 0 0 6 14 0.00 0.500           |                                 |                              |                                 |                              |                                 |                              |                                 |                              |                                 |                              |                                 |                              |                                  |                              |                                  |                              |                                 |                                  |                                    |                                  |        |

St. Louis Cardinals @ Montreal Expos  
Olympic Stadium, Montreal, QB  
Tue Sep 15 1981, 7:05 PM EDT  
Sunny - 60 F

AB 32  
R 3  
H 9  
RBI 3  
BB 5  
SO 2  
LOB 18



| Batter  | 1   | 2                               | 3                            | 4                                | 5                            | 6                               | 7                            | 8                               | 9                            | AB                              | R                            | H                               | RBI                          | BB                              | SO                           | LOB                             | BOTTOM                       |                                 |                                  |                                    |                                  |        |
|---|---|---------------------------------|------------------------------|----------------------------------|------------------------------|---------------------------------|------------------------------|---------------------------------|------------------------------|---------------------------------|------------------------------|---------------------------------|------------------------------|---------------------------------|------------------------------|---------------------------------|------------------------------|---------------------------------|----------------------------------|------------------------------------|----------------------------------|--------|
| Rodney Scott, S<br>OBP: 0.314, SLG: 0.247<br>(1, 4)   |   |                                 |                              |                                  |                              |                                 |                              |                                 |                              | 4                               | 0                            | 0                               | 0                            | 0                               | 1                            | 0                               |                              |                                 |                                  |                                    |                                  |        |
| Jerry Whites, S<br>OBP: 0.327, SLG: 0.395<br>(1, 7)   |   |                                 |                              |                                  |                              |                                 |                              |                                 |                              | 4                               | 0                            | 2                               | 0                            | 0                               | 0                            | 0                               |                              |                                 |                                  |                                    |                                  |        |
| Andre Dawson, R<br>OBP: 0.379, SLG: 0.599<br>(1, 8)   |   |                                 |                              |                                  |                              |                                 |                              |                                 |                              | 4                               | 0                            | 0                               | 0                            | 0                               | 1                            | 2                               |                              |                                 |                                  |                                    |                                  |        |
| Gary Carter, R<br>OBP: 0.305, SLG: 0.443<br>(1, 2)  |   |                                 |                              |                                  |                              |                                 |                              |                                 |                              | 2                               | 1                            | 1                               | 1                            | 2                               | 0                            | 0                               |                              |                                 |                                  |                                    |                                  |        |
| Larry Parrish, R<br>OBP: 0.281, SLG: 0.362<br>(1, 5)  |   |                                 |                              |                                  |                              |                                 |                              |                                 |                              | 4                               | 1                            | 1                               | 0                            | 0                               | 0                            | 3                               |                              |                                 |                                  |                                    |                                  |        |
| Tim Wallach, R<br>OBP: 0.299, SLG: 0.355<br>Rowland Office, L<br>OBP: 0.261, SLG: 0.190<br>(1, 9) (9, PH) |   |                                 |                              |                                  |                              |                                 |                              |                                 |                              | 2                               | 0                            | 1                               | 0                            | 1                               | 0                            | 2                               |                              |                                 |                                  |                                    |                                  |        |
| Warren Cromartie, L<br>OBP: 0.344, SLG: 0.376<br>(1, 3)   |   |                                 |                              |                                  |                              |                                 |                              |                                 |                              | 3                               | 0                            | 1                               | 1                            | 0                               | 1                            | 3                               |                              |                                 |                                  |                                    |                                  |        |
| Chris Speier, R<br>OBP: 0.309, SLG: 0.289<br>John Milner, L<br>OBP: 0.309, SLG: 0.400<br>(1, 6) (9, PH)   |   |                                 |                              |                                  |                              |                                 |                              |                                 |                              | 3                               | 0                            | 0                               | 0                            | 0                               | 0                            | 3                               |                              |                                 |                                  |                                    |                                  |        |
| Bill Gullickson, R<br>OBP: 0.146, SLG: 0.150<br>Grant Jackson, S<br>(7, 1)                                |   |                                 |                              |                                  |                              |                                 |                              |                                 |                              | 2                               | 0                            | 0                               | 0                            | 0                               | 2                            | 0                               |                              |                                 |                                  |                                    |                                  |        |
| Elias Sosa, R<br>OBP: 1.000, SLG: 1.000<br>Dave Hostetter, R<br>(7, PH)                                   |   |                                 |                              |                                  |                              |                                 |                              |                                 |                              | 0                               | 0                            | 0                               | 0                            | 0                               | 0                            | 0                               |                              |                                 |                                  |                                    |                                  |        |
| Tom Gorman, L<br>(8, 1)   |   |                                 |                              |                                  |                              |                                 |                              |                                 |                              | 0                               | 0                            | 0                               | 0                            | 0                               | 0                            | 0                               |                              |                                 |                                  |                                    |                                  |        |
| <b>Inning Stats</b>   | R: 0<br>E: 1<br>K: 1<br>S: 5                          | H: 0<br>LOB: 0<br>BB: 0<br>P: 5 | R: 0<br>E: 0<br>K: 1<br>S: 5 | H: 0<br>LOB: 2<br>BB: 2<br>P: 13 | R: 0<br>E: 0<br>K: 1<br>S: 6 | H: 1<br>LOB: 1<br>BB: 0<br>P: 6 | R: 0<br>E: 0<br>K: 0<br>S: 4 | H: 1<br>LOB: 1<br>BB: 0<br>P: 4 | R: 0<br>E: 0<br>K: 2<br>S: 7 | H: 0<br>LOB: 0<br>BB: 0<br>P: 7 | R: 0<br>E: 0<br>K: 0<br>S: 4 | H: 1<br>LOB: 2<br>BB: 1<br>P: 8 | R: 0<br>E: 0<br>K: 0<br>S: 3 | H: 0<br>LOB: 0<br>BB: 0<br>P: 3 | R: 2<br>E: 0<br>K: 0<br>S: 5 | H: 2<br>LOB: 0<br>BB: 0<br>P: 5 | R: 0<br>E: 0<br>K: 0<br>S: 3 | H: 0<br>LOB: 0<br>BB: 0<br>P: 3 | 1B: 1<br>2B: 4<br>3B: 0<br>HR: 1 | SF: 1<br>SAC: 0<br>DP: 1<br>HBP: 0 | WP: 0<br>PB: 0<br>SB: 0<br>CS: 0 | PA: 35 |
| <b>PITCHER</b>  | IP WLS BF H R ER SO BB IBB HBP BLK WP HR S P ERA WHIP |                                 |                              |                                  |                              |                                 |                              |                                 |                              |                                 |                              |                                 |                              |                                 |                              |                                 |                              |                                 |                                  |                                    |                                  |        |
| John Martin, L<br>ERA: 2.95<br>(1, 1)   | 8.0 W 31 5 1 1 1 0 3 0 0 0 0 0 1 38 50 1.12 1.000     |                                 |                              |                                  |                              |                                 |                              |                                 |                              |                                 |                              |                                 |                              |                                 |                              |                                 |                              |                                 |                                  |                                    |                                  |        |
| Bruce Sutter, R<br>ERA: 2.39<br>(9, 1)  | 1.0 S 4 1 1 1 0 0 0 0 0 0 0 0 4 4 9.00 1.000          |                                 |                              |                                  |                              |                                 |                              |                                 |                              |                                 |                              |                                 |                              |                                 |                              |                                 |                              |                                 |                                  |                                    |                                  |        |

St. Louis Cardinals @ Montreal Expos  
Olympic Stadium, Montreal, QB  
Tue Sep 15 1981, 7:05 PM EDT  
Sunny - 60 F

AB 31  
R 2  
H 6  
RBI 2  
BB 3  
SO 5  
LOB 14





| Batter   | 1   | 2                               | 3                            | 4                                | 5                            | 6                               | 7                            | 8                               | 9                            | AB                              | R                            | H                               | RBI                          | BB                              | SO                           | LOB                              | TOP                          |                                  |                                  |                                    |                                  |        |
|--|---|---------------------------------|------------------------------|----------------------------------|------------------------------|---------------------------------|------------------------------|---------------------------------|------------------------------|---------------------------------|------------------------------|---------------------------------|------------------------------|---------------------------------|------------------------------|----------------------------------|------------------------------|----------------------------------|----------------------------------|------------------------------------|----------------------------------|--------|
| Tom Herr, S<br>OBP: 0.340, SLG: 0.352<br>(1,4)         | 4-3   |                                 | K                            | L9-2                             |                              |                                 | F8                           | F7                              |                              | 5                               | 0                            | 0                               | 0                            | 0                               | 1                            | 5                                |                              |                                  |                                  |                                    |                                  |        |
| Gene Roof, S<br>OBP: 0.407, SLG: 0.364<br>(1,7)        | 4-3   |                                 | 6-3                          |                                  |                              |                                 | K                            |                                 |                              | 4                               | 0                            | 1                               | 0                            | 1                               | 1                            | 0                                |                              |                                  |                                  |                                    |                                  |        |
| Keith Hernandez, L<br>OBP: 0.403, SLG: 0.472<br>(1,3)  |   |                                 |                              |                                  |                              |                                 | 4-3                          |                                 |                              | 4                               | 0                            | 1                               | 0                            | 1                               | 0                            | 2                                |                              |                                  |                                  |                                    |                                  |        |
| George Hendrick, R<br>OBP: 0.359, SLG: 0.486<br>(1,8)  | 5-3   |                                 | 4-3                          |                                  |                              |                                 |                              |                                 |                              | 5                               | 1                            | 1                               | 1                            | 0                               | 0                            | 4                                |                              |                                  |                                  |                                    |                                  |        |
| Gene Tenace, R<br>OBP: 0.424, SLG: 0.369<br>(1,2)      |   |                                 |                              |                                  |                              |                                 |                              |                                 |                              | 4                               | 2                            | 3                               | 0                            | 1                               | 0                            | 0                                |                              |                                  |                                  |                                    |                                  |        |
| Ken Oberkfell, L<br>OBP: 0.356, SLG: 0.372<br>(1,5)    |   |                                 |                              |                                  |                              |                                 |                              |                                 |                              | 4                               | 0                            | 3                               | 0                            | 1                               | 0                            | 1                                |                              |                                  |                                  |                                    |                                  |        |
| Tito Landrum, R<br>OBP: 0.277, SLG: 0.344<br>(6, PH)   |   |                                 |                              |                                  |                              |                                 |                              |                                 |                              | 2                               | 0                            | 1                               | 1                            | 1                               | 1                            | 2                                |                              |                                  |                                  |                                    |                                  |        |
| Steve Braun, L<br>OBP: 0.383, SLG: 0.278<br>(8, 9)     |   |                                 |                              |                                  |                              |                                 |                              |                                 |                              | 2                               | 0                            | 0                               | 0                            | 0                               | 0                            | 4                                |                              |                                  |                                  |                                    |                                  |        |
| Mike Ramsey, S<br>OBP: 0.326, SLG: 0.250<br>(6, PH)    |   |                                 |                              |                                  |                              |                                 |                              |                                 |                              | 2                               | 0                            | 0                               | 0                            | 0                               | 0                            | 4                                |                              |                                  |                                  |                                    |                                  |        |
| Gary Templeton, S<br>OBP: 0.367, SLG: 0.330<br>(6, 1)  |   |                                 |                              |                                  |                              |                                 |                              |                                 |                              | 1                               | 0                            | 0                               | 0                            | 0                               | 0                            | 2                                |                              |                                  |                                  |                                    |                                  |        |
| Luis DeLeon, R<br>OBP: 0.344, SLG: 0.330<br>(6, 1)     |   |                                 |                              |                                  |                              |                                 |                              |                                 |                              | 0                               | 0                            | 0                               | 0                            | 0                               | 0                            | 0                                |                              |                                  |                                  |                                    |                                  |        |
| Darrell Porter, L<br>OBP: 0.354, SLG: 0.328<br>(6, PH) |   |                                 |                              |                                  |                              |                                 |                              |                                 |                              | 0                               | 0                            | 0                               | 0                            | 0                               | 0                            | 0                                |                              |                                  |                                  |                                    |                                  |        |
| David Green, R<br>OBP: 0.347, SLG: 0.333<br>(8, 1)     |   |                                 |                              |                                  |                              |                                 |                              |                                 |                              | 0                               | 0                            | 0                               | 0                            | 0                               | 0                            | 0                                |                              |                                  |                                  |                                    |                                  |        |
| Doug Bair, R<br>OBP: 0.333, SLG: 1.333<br>(8, 1)       |   |                                 |                              |                                  |                              |                                 |                              |                                 |                              | 0                               | 0                            | 0                               | 0                            | 0                               | 0                            | 0                                |                              |                                  |                                  |                                    |                                  |        |
| Mark Littell, L<br>OBP: 0.286, SLG: 0.286<br>(6, PH)   |   |                                 |                              |                                  |                              |                                 |                              |                                 |                              | 2                               | 0                            | 0                               | 0                            | 0                               | 1                            | 5                                |                              |                                  |                                  |                                    |                                  |        |
| Sixto Lezcano, R<br>OBP: 0.364, SLG: 0.368<br>(6, PH)  |   |                                 |                              |                                  |                              |                                 |                              |                                 |                              | 1                               | 0                            | 0                               | 0                            | 0                               | 0                            | 2                                |                              |                                  |                                  |                                    |                                  |        |
| Julio Gonzalez, R<br>OBP: 0.313, SLG: 0.467<br>(6, 6)  |   |                                 |                              |                                  |                              |                                 |                              |                                 |                              | 0                               | 0                            | 0                               | 0                            | 0                               | 0                            | 0                                |                              |                                  |                                  |                                    |                                  |        |
| Dane Iorg, L<br>OBP: 0.347, SLG: 0.436<br>(8, 5)       |   |                                 |                              |                                  |                              |                                 |                              |                                 |                              | 1                               | 0                            | 1                               | 1                            | 0                               | 0                            | 0                                |                              |                                  |                                  |                                    |                                  |        |
| <b>Inning Stats</b>                                    | R: 0<br>E: 0<br>K: 0<br>S: 3                          | H: 0<br>LOB: 1<br>BB: 1<br>P: 7 | R: 0<br>E: 0<br>K: 1<br>S: 6 | H: 1<br>LOB: 2<br>BB: 1<br>P: 10 | R: 0<br>E: 0<br>K: 1<br>S: 6 | H: 1<br>LOB: 1<br>BB: 0<br>P: 6 | R: 1<br>E: 1<br>K: 0<br>S: 6 | H: 3<br>LOB: 2<br>BB: 0<br>P: 6 | R: 0<br>E: 0<br>K: 0<br>S: 3 | H: 1<br>LOB: 0<br>BB: 0<br>P: 3 | R: 0<br>E: 0<br>K: 1<br>S: 7 | H: 2<br>LOB: 2<br>BB: 0<br>P: 7 | R: 0<br>E: 0<br>K: 1<br>S: 5 | H: 0<br>LOB: 0<br>BB: 0<br>P: 5 | R: 2<br>E: 0<br>K: 0<br>S: 5 | H: 2<br>LOB: 2<br>BB: 2<br>P: 13 | R: 0<br>E: 0<br>K: 0<br>S: 4 | H: 1<br>LOB: 3<br>BB: 2<br>P: 12 | 1B: 9<br>2B: 2<br>3B: 0<br>HR: 1 | SF: 0<br>SAC: 0<br>DP: 2<br>HBP: 0 | WP: 0<br>PB: 0<br>SB: 0<br>CS: 0 | PA: 43 |
| <b>PITCHER</b>   | IP WLS BF H R ER SO BB IBB HBP BLK WP HR S P ERA WHIP |                                 |                              |                                  |                              |                                 |                              |                                 |                              |                                 |                              |                                 |                              |                                 |                              |                                  |                              |                                  |                                  |                                    |                                  |        |
| Bill Lee, L<br>ERA: 2.58<br>(1, 1)                     | 7.0 W 30 8 1 1 4 2 0 0 0 0 0 0 0 36 44 1.29 1.429     |                                 |                              |                                  |                              |                                 |                              |                                 |                              |                                 |                              |                                 |                              |                                 |                              |                                  |                              |                                  |                                  |                                    |                                  |        |
| Jeff Reardon, R<br>ERA: 2.67<br>(8, 1)                 | 1.2 S 12 3 2 2 0 4 0 0 0 0 0 1 8 24 10.80 4.200       |                                 |                              |                                  |                              |                                 |                              |                                 |                              |                                 |                              |                                 |                              |                                 |                              |                                  |                              |                                  |                                  |                                    |                                  |        |
| Woodie Fryman, L<br>ERA: 2.36<br>(9, 1)                | 0.1 S 1 0 0 0 0 0 0 0 0 0 0 0 0 1 1 0.00 0.000        |                                 |                              |                                  |                              |                                 |                              |                                 |                              |                                 |                              |                                 |                              |                                 |                              |                                  |                              |                                  |                                  |                                    |                                  |        |

St. Louis Cardinals @ Montreal Expos  
Olympic Stadium, Montreal, QB  
Tue Sep 15 1981, 7:05 PM EDT  
Att: 41,671 - Unknown - 52 F

AB 37  
R 3  
H 11  
RBI 3  
BB 6  
SO 4  
LOB 31



| Batter  | 1   | 2                               | 3                            | 4                               | 5                            | 6                                | 7                            | 8                                | 9                            | AB                               | R                            | H                               | RBI                          | BB                              | SO                           | LOB                             | BOTTOM                           |                                    |                                  |        |
|---|---|---------------------------------|------------------------------|---------------------------------|------------------------------|----------------------------------|------------------------------|----------------------------------|------------------------------|----------------------------------|------------------------------|---------------------------------|------------------------------|---------------------------------|------------------------------|---------------------------------|----------------------------------|------------------------------------|----------------------------------|--------|
| Rodney Scott, S<br>OBP: 0.316, SLG: 0.248<br>(1,4)      | F7  |                                 | G5-3                         |                                 |                              |                                  | G3                           |                                  |                              | 3                                | 1                            | 1                               | 0                            | 1                               | 0                            | 0                               |                                  |                                    |                                  |        |
| Jerry Whites, S<br>OBP: 0.314, SLG: 0.378<br>(1,7)      | F9  |                                 | 4-3                          |                                 |                              |                                  | F8                           |                                  |                              | 4                                | 0                            | 0                               | 1                            | 0                               | 1                            | 3                               |                                  |                                    |                                  |        |
| Andre Dawson, R<br>OBP: 0.380, SLG: 0.597<br>(1,8)      | 5-3   |                                 |                              |                                 |                              |                                  | 6-3                          |                                  |                              | 3                                | 1                            | 1                               | 1                            | 1                               | 0                            | 0                               |                                  |                                    |                                  |        |
| Gary Carter, R<br>OBP: 0.304, SLG: 0.440<br>(1,3)       |   |                                 |                              |                                 |                              |                                  |                              |                                  |                              | 4                                | 0                            | 1                               | 0                            | 0                               | 0                            | 4                               |                                  |                                    |                                  |        |
| Larry Parrish, R<br>OBP: 0.280, SLG: 0.358<br>(1,5)     |   |                                 |                              |                                 |                              |                                  |                              |                                  |                              | 3                                | 1                            | 0                               | 0                            | 1                               | 2                            | 1                               |                                  |                                    |                                  |        |
| Tim Wallach, R<br>OBP: 0.304, SLG: 0.355<br>(1,9)       |   |                                 |                              |                                 |                              |                                  |                              |                                  |                              | 3                                | 0                            | 1                               | 0                            | 1                               | 0                            | 1                               |                                  |                                    |                                  |        |
| Chris Speier, R<br>OBP: 0.306, SLG: 0.286<br>(1,6)      |   |                                 |                              |                                 |                              |                                  |                              |                                  |                              | 3                                | 0                            | 0                               | 0                            | 0                               | 0                            | 3                               |                                  |                                    |                                  |        |
| Bobby Ramos, R<br>OBP: 0.268, SLG: 0.316<br>(1,2)       |   |                                 |                              |                                 |                              |                                  |                              |                                  |                              | 1                                | 1                            | 1                               | 1                            | 1                               | 0                            | 0                               |                                  |                                    |                                  |        |
| Warren Cromartie, L<br>OBP: 0.343, SLG: 0.376<br>(6, 3) |   |                                 |                              |                                 |                              |                                  |                              |                                  |                              | 1                                | 0                            | 0                               | 0                            | 0                               | 0                            | 0                               |                                  |                                    |                                  |        |
| Bill Lee, L<br>OBP: 0.375, SLG: 0.375<br>(8, 1)         |   |                                 |                              |                                 |                              |                                  |                              |                                  |                              | 3                                | 0                            | 1                               | 0                            | 0                               | 1                            | 1                               |                                  |                                    |                                  |        |
| Woodie Fryman, R<br>OBP: 0.500, SLG: 0.500<br>(9, 1)    |   |                                 |                              |                                 |                              |                                  |                              |                                  |                              | 0                                | 0                            | 0                               | 0                            | 0                               | 0                            | 0                               |                                  |                                    |                                  |        |
| <b>Inning Stats</b>                                     | R: 0<br>E: 0<br>K: 0<br>S: 3                          | H: 0<br>LOB: 0<br>BB: 0<br>P: 3 | R: 0<br>E: 0<br>K: 1<br>S: 5 | H: 0<br>LOB: 1<br>BB: 1<br>P: 9 | R: 1<br>E: 0<br>K: 0<br>S: 4 | H: 2<br>LOB: 2<br>BB: 2<br>P: 12 | R: 1<br>E: 0<br>K: 1<br>S: 6 | H: 2<br>LOB: 1<br>BB: 1<br>P: 10 | R: 2<br>E: 2<br>K: 1<br>S: 7 | H: 1<br>LOB: 1<br>BB: 1<br>P: 11 | R: 0<br>E: 0<br>K: 0<br>S: 3 | H: 0<br>LOB: 0<br>BB: 0<br>P: 3 | R: 0<br>E: 0<br>K: 0<br>S: 3 | H: 0<br>LOB: 0<br>BB: 0<br>P: 3 | R: 0<br>E: 0<br>K: 1<br>S: 5 | H: 1<br>LOB: 0<br>BB: 0<br>P: 5 | 1B: 6<br>2B: 1<br>3B: 0<br>HR: 0 | SF: 0<br>SAC: 0<br>DP: 3<br>HBP: 0 | WP: 0<br>PB: 0<br>SB: 1<br>CS: 1 | PA: 33 |
| <b>PITCHER</b>  | IP WLS BF H R ER SO BB IBB HBP BLK WP HR S P ERA WHIP |                                 |                              |                                 |                              |                                  |                              |                                  |                              |                                  |                              |                                 |                              |                                 |                              |                                 |                                  |                                    |                                  |        |
| Mark Littell, R<br>ERA: 3.24<br>(1, 1)                  | 5.0 L 24 5 4 3 3 3 0 0 0 0 0 0 0 25 45 5.40 1.800     |                                 |                              |                                 |                              |                                  |                              |                                  |                              |                                  |                              |                                 |                              |                                 |                              |                                 |                                  |                                    |                                  |        |
| Luis DeLeon, R<br>ERA: 1.29<br>(6, 1)                   | 2.0 6 0 0 0 0 0 0 0 0 0 0 0 6 6 0.00 0.000            |                                 |                              |                                 |                              |                                  |                              |                                  |                              |                                  |                              |                                 |                              |                                 |                              |                                 |                                  |                                    |                                  |        |
| Doug Bair, R<br>ERA: 5.23<br>(8, 1)                     | 1.0 3 1 0 0 1 0 0 0 0 0 0 0 5 5 0.00 1.000            |                                 |                              |                                 |                              |                                  |                              |                                  |                              |                                  |                              |                                 |                              |                                 |                              |                                 |                                  |                                    |                                  |        |

St. Louis Cardinals @ Montreal Expos  
Olympic Stadium, Montreal, QB  
Tue Sep 15 1981, 7:05 PM EDT  
Att: 41,671 - Unknown - 52 F

AB 28  
R 4  
H 6  
RBI 3  
BB 5  
SO 4  
LOB 13





| Batter   | 1   | 2                               | 3                            | 4                               | 5                            | 6                                | 7                            | 8                               | 9                            | AB                              | R                            | H                               | RBI                          | BB                               | SO                           | LOB                              | TOP                              |                                    |                                  |        |
|--|---|---------------------------------|------------------------------|---------------------------------|------------------------------|----------------------------------|------------------------------|---------------------------------|------------------------------|---------------------------------|------------------------------|---------------------------------|------------------------------|----------------------------------|------------------------------|----------------------------------|----------------------------------|------------------------------------|----------------------------------|--------|
| Tom Herr, S<br>OBP: 0.343, SLG: 0.356<br>(1, 4)  |   |                                 |                              |                                 |                              |                                  |                              |                                 |                              | 5                               | 1                            | 3                               | 0                            | 0                                | 0                            | 0                                |                                  |                                    |                                  |        |
| Gary Templeton, S<br>OBP: 0.305, SLG: 0.385<br>Mike Ramsey, S<br>OBP: 0.306, SLG: 0.283<br>(9, FR)   |   |                                 |                              |                                 |                              |                                  |                              |                                 |                              | 5                               | 2                            | 3                               | 0                            | 0                                | 1                            | 1                                |                                  |                                    |                                  |        |
| Keith Hernandez, L<br>OBP: 0.403, SLG: 0.469<br>(1, 3)   |   |                                 |                              |                                 |                              |                                  |                              |                                 |                              | 4                               | 2                            | 1                               | 0                            | 1                                | 0                            | 3                                |                                  |                                    |                                  |        |
| George Hendrick, R<br>OBP: 0.360, SLG: 0.486<br>(8, 9)   |   |                                 |                              |                                 |                              |                                  |                              |                                 |                              | 4                               | 0                            | 1                               | 2                            | 1                                | 2                            | 4                                |                                  |                                    |                                  |        |
| Dane Iorg, L<br>OBP: 0.341, SLG: 0.429<br>Tito Landrum, R<br>OBP: 0.277, SLG: 0.344<br>Steve Braun, L<br>OBP: 0.396, SLG: 0.278<br>Doug Bair, R<br>OBP: 0.250, SLG: 1.000<br>(8, PH) |   |                                 |                              |                                 |                              |                                  |                              |                                 |                              | 3                               | 0                            | 0                               | 0                            | 0                                | 0                            | 1                                |                                  |                                    |                                  |        |
| Ken Oberkfell, L<br>OBP: 0.355, SLG: 0.377<br>(1, 5)   |   |                                 |                              |                                 |                              |                                  |                              |                                 |                              | 4                               | 0                            | 1                               | 3                            | 0                                | 0                            | 0                                |                                  |                                    |                                  |        |
| Gene Roof, S<br>OBP: 0.419, SLG: 0.423<br>(1, 7)   |   |                                 |                              |                                 |                              |                                  |                              |                                 |                              | 4                               | 0                            | 2                               | 0                            | 0                                | 1                            | 1                                |                                  |                                    |                                  |        |
| Darrell Porter, L<br>OBP: 0.358, SLG: 0.352<br>(1, 2)  |   |                                 |                              |                                 |                              |                                  |                              |                                 |                              | 3                               | 1                            | 1                               | 1                            | 1                                | 1                            | 2                                |                                  |                                    |                                  |        |
| Bob Forsch, R<br>OBP: 0.139, SLG: 0.114<br>David Green, R<br>(8, 8)  |   |                                 |                              |                                 |                              |                                  |                              |                                 |                              | 3                               | 0                            | 0                               | 0                            | 0                                | 1                            | 3                                |                                  |                                    |                                  |        |
| <b>Inning Stats</b>  | R: 0<br>E: 0<br>K: 1<br>S: 6                          | H: 1<br>LOB: 1<br>BB: 0<br>P: 6 | R: 0<br>E: 0<br>K: 1<br>S: 5 | H: 0<br>LOB: 0<br>BB: 0<br>P: 5 | R: 3<br>E: 0<br>K: 0<br>S: 6 | H: 3<br>LOB: 1<br>BB: 1<br>P: 10 | R: 0<br>E: 0<br>K: 0<br>S: 3 | H: 1<br>LOB: 0<br>BB: 1<br>P: 7 | R: 0<br>E: 0<br>K: 1<br>S: 5 | H: 0<br>LOB: 0<br>BB: 0<br>P: 3 | R: 0<br>E: 0<br>K: 2<br>S: 7 | H: 1<br>LOB: 1<br>BB: 0<br>P: 7 | R: 4<br>E: 0<br>K: 1<br>S: 9 | H: 4<br>LOB: 1<br>BB: 1<br>P: 13 | R: 0<br>E: 0<br>K: 1<br>S: 7 | H: 2<br>LOB: 3<br>BB: 1<br>P: 11 | 1B: 8<br>2B: 3<br>3B: 1<br>HR: 1 | SF: 0<br>SAC: 0<br>DP: 1<br>HBP: 0 | WP: 0<br>PB: 0<br>SB: 0<br>CS: 1 | PA: 41 |
| <b>PITCHER</b>   | IP WLS BF H R ER SO BB IBB HBP BLK WP HR S P ERA WHIP |                                 |                              |                                 |                              |                                  |                              |                                 |                              |                                 |                              |                                 |                              |                                  |                              |                                  |                                  |                                    |                                  |        |
| Ray Burris, R<br>ERA: 3.45<br>(1, 1)   | 6.0 L 24 5 3 3 3 2 0 0 0 0 0 1 28 36 4.50 1.167       |                                 |                              |                                 |                              |                                  |                              |                                 |                              |                                 |                              |                                 |                              |                                  |                              |                                  |                                  |                                    |                                  |        |
| Tom Gorman, L<br>ERA: 4.52<br>(7, 1)   | 1.0 6 4 3 3 2 0 0 0 0 0 0 0 10 10 27.00 4.000         |                                 |                              |                                 |                              |                                  |                              |                                 |                              |                                 |                              |                                 |                              |                                  |                              |                                  |                                  |                                    |                                  |        |
| Stan Bahnsen, R<br>ERA: 5.61<br>(8, 1)   | 0.1 3 1 1 1 1 0 0 0 0 0 0 0 4 8 27.00 6.000           |                                 |                              |                                 |                              |                                  |                              |                                 |                              |                                 |                              |                                 |                              |                                  |                              |                                  |                                  |                                    |                                  |        |
| Grant Jackson, L<br>ERA: 3.41<br>(8, 1)  | 0.2 2 0 0 0 0 0 0 0 0 0 0 0 2 2 0.00 0.000            |                                 |                              |                                 |                              |                                  |                              |                                 |                              |                                 |                              |                                 |                              |                                  |                              |                                  |                                  |                                    |                                  |        |
| Elias Sosa, R<br>ERA: 4.75<br>(9, 1)   | 1.0 6 2 0 0 1 1 0 0 0 0 0 0 7 11 0.00 3.000           |                                 |                              |                                 |                              |                                  |                              |                                 |                              |                                 |                              |                                 |                              |                                  |                              |                                  |                                  |                                    |                                  |        |

St. Louis Cardinals @ Montreal Expos  
Olympic Stadium, Montreal, QB  
Wed Sep 16 1981, 7:05 PM EDT  
Sunny - 60 F

|     |    |
|-----|----|
| AB  | 37 |
| R   | 7  |
| H   | 12 |
| RBI | 7  |
| BB  | 4  |
| SO  | 7  |
| LOB | 18 |



| Batter   | 1   | 2                               | 3                            | 4                               | 5                            | 6                               | 7                            | 8                               | 9                            | AB                              | R                            | H                               | RBI                          | BB                              | SO                           | LOB                             | BOTTOM                       |                                 |                                  |                                    |                                  |        |
|--|---|---------------------------------|------------------------------|---------------------------------|------------------------------|---------------------------------|------------------------------|---------------------------------|------------------------------|---------------------------------|------------------------------|---------------------------------|------------------------------|---------------------------------|------------------------------|---------------------------------|------------------------------|---------------------------------|----------------------------------|------------------------------------|----------------------------------|--------|
| Rodney Scott, S<br>OBP: 0.313, SLG: 0.246<br>Jerry White, S<br>OBP: 0.311, SLG: 0.374<br>Jerry Manuel, S<br>OBP: 0.286, SLG: 0.517<br>(8, PH)  |   |                                 |                              |                                 |                              |                                 |                              |                                 |                              | 3                               | 0                            | 0                               | 0                            | 0                               | 0                            | 1                               |                              |                                 |                                  |                                    |                                  |        |
| Terry Francona, L<br>OBP: 0.344, SLG: 0.323<br>(1, 7)  |   |                                 |                              |                                 |                              |                                 |                              |                                 |                              | 4                               | 0                            | 1                               | 0                            | 0                               | 1                            | 0                               |                              |                                 |                                  |                                    |                                  |        |
| Andre Dawson, R<br>OBP: 0.381, SLG: 0.596<br>(1, 8)  |   |                                 |                              |                                 |                              |                                 |                              |                                 |                              | 4                               | 0                            | 2                               | 0                            | 0                               | 1                            | 0                               |                              |                                 |                                  |                                    |                                  |        |
| Gary Carter, R<br>OBP: 0.301, SLG: 0.436<br>(1, 2)   |   |                                 |                              |                                 |                              |                                 |                              |                                 |                              | 3                               | 0                            | 0                               | 1                            | 0                               | 0                            | 1                               |                              |                                 |                                  |                                    |                                  |        |
| Warren Cromartie, L<br>OBP: 0.338, SLG: 0.371<br>(1, 3)  |   |                                 |                              |                                 |                              |                                 |                              |                                 |                              | 4                               | 0                            | 0                               | 0                            | 0                               | 0                            | 2                               |                              |                                 |                                  |                                    |                                  |        |
| Larry Parrish, R<br>OBP: 0.281, SLG: 0.361<br>(1, 5)   |   |                                 |                              |                                 |                              |                                 |                              |                                 |                              | 3                               | 0                            | 1                               | 0                            | 0                               | 0                            | 0                               |                              |                                 |                                  |                                    |                                  |        |
| Tim Wallach, R<br>OBP: 0.305, SLG: 0.354<br>(1, 9)   |   |                                 |                              |                                 |                              |                                 |                              |                                 |                              | 3                               | 0                            | 1                               | 0                            | 0                               | 1                            | 1                               |                              |                                 |                                  |                                    |                                  |        |
| Mike Phillips, L<br>OBP: 0.227, SLG: 0.239<br>(1, 6)   |   |                                 |                              |                                 |                              |                                 |                              |                                 |                              | 3                               | 0                            | 0                               | 0                            | 0                               | 0                            | 1                               |                              |                                 |                                  |                                    |                                  |        |
| Ray Burris, R<br>OBP: 0.294, SLG: 0.207<br>Brad Mills, L<br>OBP: 0.287, SLG: 0.286<br>Tom Gottlieb, L<br>(8, PH)   |   |                                 |                              |                                 |                              |                                 |                              |                                 |                              | 1                               | 0                            | 0                               | 0                            | 0                               | 0                            | 0                               |                              |                                 |                                  |                                    |                                  |        |
| Stan Bahnsen, R<br>OBP: 0.303, SLG: 0.111<br>Grant Jackson, S<br>OBP: 0.269, SLG: 0.182<br>Rowland Office, R<br>OBP: 0.209, SLG: 0.182<br>Elias Sosa, R<br>OBP: 1.000, SLG: 1.000<br>(8, PH) |   |                                 |                              |                                 |                              |                                 |                              |                                 |                              | 0                               | 0                            | 0                               | 0                            | 0                               | 0                            | 0                               |                              |                                 |                                  |                                    |                                  |        |
| <b>Inning Stats</b>  | R: 0<br>E: 0<br>K: 0<br>S: 3                          | H: 0<br>LOB: 0<br>BB: 0<br>P: 3 | R: 0<br>E: 0<br>K: 0<br>S: 4 | H: 1<br>LOB: 1<br>BB: 0<br>P: 4 | R: 0<br>E: 0<br>K: 0<br>S: 3 | H: 0<br>LOB: 0<br>BB: 0<br>P: 3 | R: 0<br>E: 0<br>K: 0<br>S: 3 | H: 1<br>LOB: 0<br>BB: 0<br>P: 3 | R: 0<br>E: 0<br>K: 0<br>S: 4 | H: 1<br>LOB: 1<br>BB: 0<br>P: 4 | R: 1<br>E: 0<br>K: 0<br>S: 6 | H: 3<br>LOB: 2<br>BB: 0<br>P: 6 | R: 0<br>E: 0<br>K: 1<br>S: 5 | H: 0<br>LOB: 0<br>BB: 0<br>P: 5 | R: 0<br>E: 0<br>K: 2<br>S: 7 | H: 0<br>LOB: 0<br>BB: 0<br>P: 7 | R: 0<br>E: 0<br>K: 1<br>S: 5 | H: 0<br>LOB: 0<br>BB: 0<br>P: 5 | 1B: 5<br>2B: 1<br>3B: 0<br>HR: 0 | SF: 1<br>SAC: 0<br>DP: 1<br>HBP: 0 | WP: 0<br>PB: 0<br>SB: 0<br>CS: 0 | PA: 32 |
| <b>PITCHER</b>   | IP WLS BF H R ER SO BB IBB HBP BLK WP HR S P ERA WHIP |                                 |                              |                                 |                              |                                 |                              |                                 |                              |                                 |                              |                                 |                              |                                 |                              |                                 |                              |                                 |                                  |                                    |                                  |        |
| Bob Forsch, R<br>ERA: 2.85<br>(1, 1)   | 7.0 W 26 6 1 1 1 0 0 0 0 0 0 0 28 28 1.29 0.857       |                                 |                              |                                 |                              |                                 |                              |                                 |                              |                                 |                              |                                 |                              |                                 |                              |                                 |                              |                                 |                                  |                                    |                                  |        |
| Doug Bair, R<br>ERA: 5.0<br>(8, 1)   | 2.0 6 0 0 0 3 0 0 0 0 0 0 0 12 12 0.00 0.000          |                                 |                              |                                 |                              |                                 |                              |                                 |                              |                                 |                              |                                 |                              |                                 |                              |                                 |                              |                                 |                                  |                                    |                                  |        |

St. Louis Cardinals @ Montreal Expos  
Olympic Stadium, Montreal, QB  
Wed Sep 16 1981, 7:05 PM EDT  
Sunny - 60 F

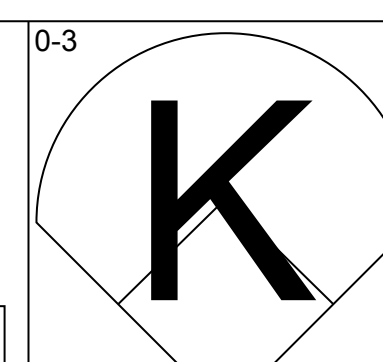
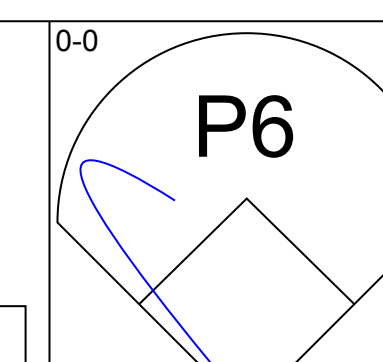
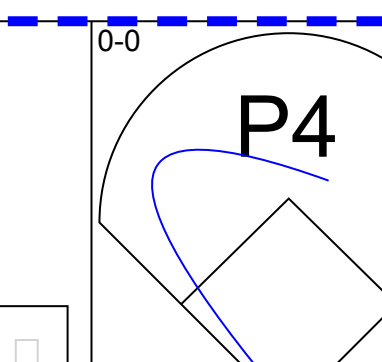
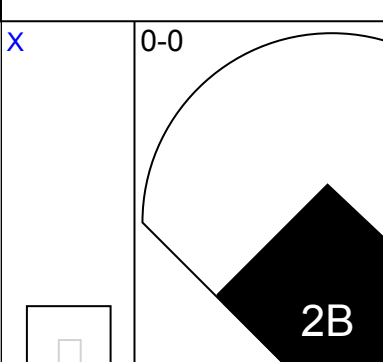
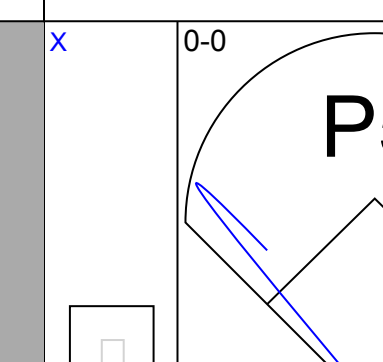
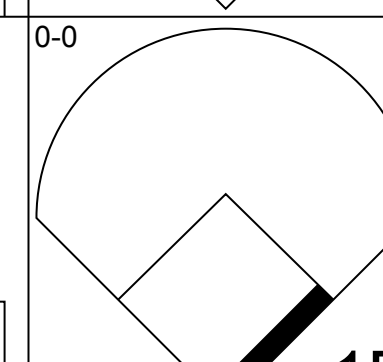
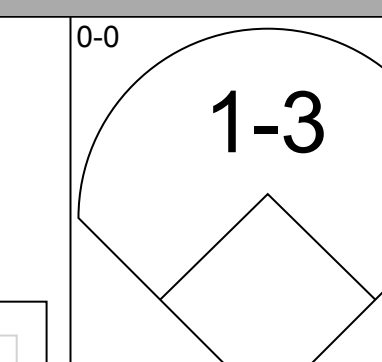
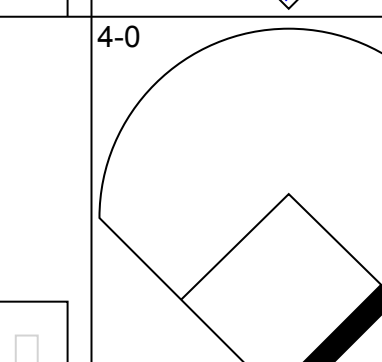
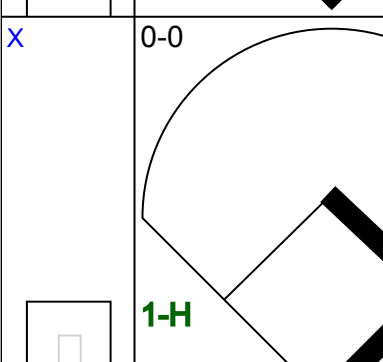

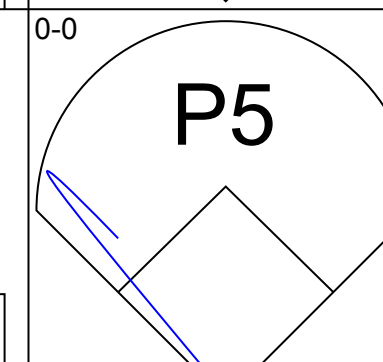
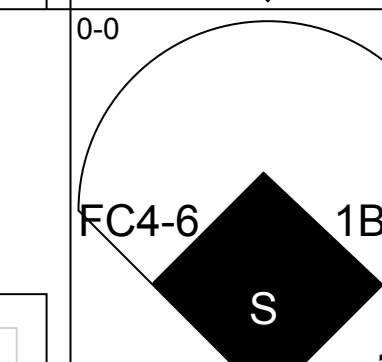
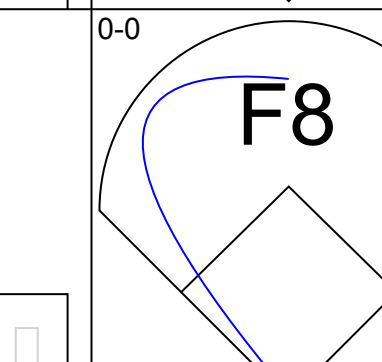
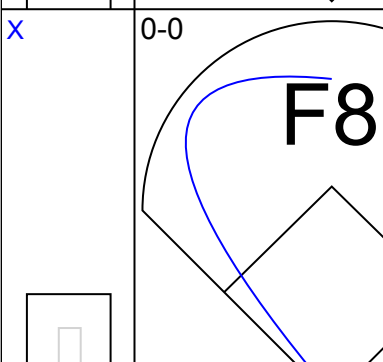

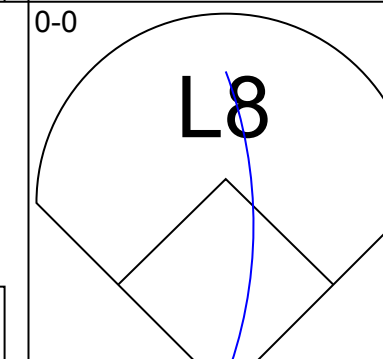
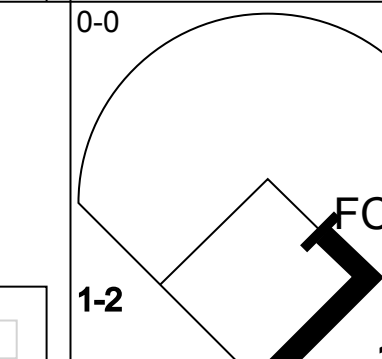
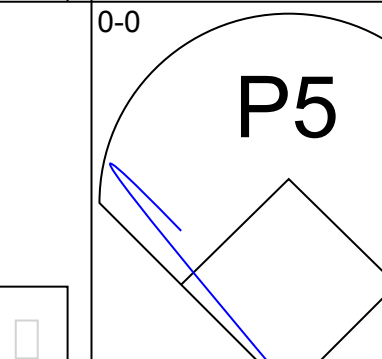
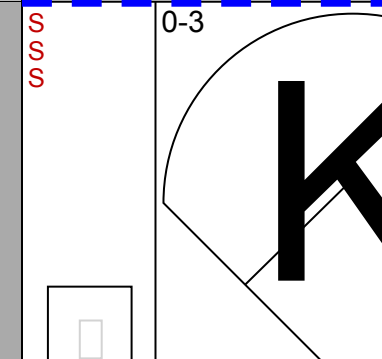
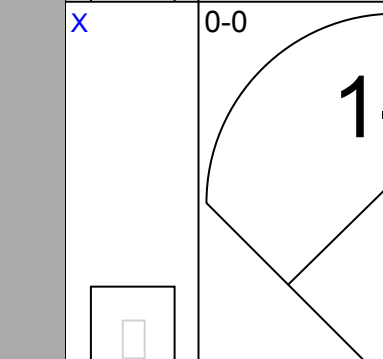
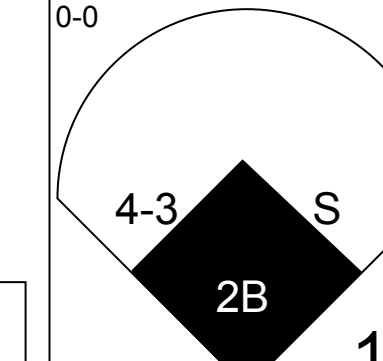
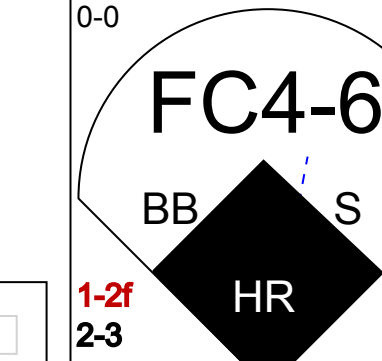
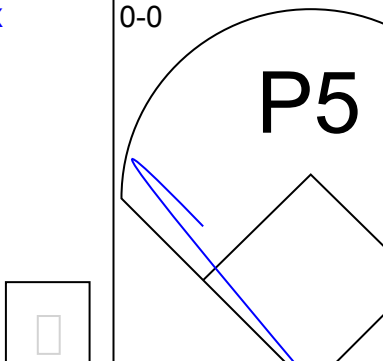
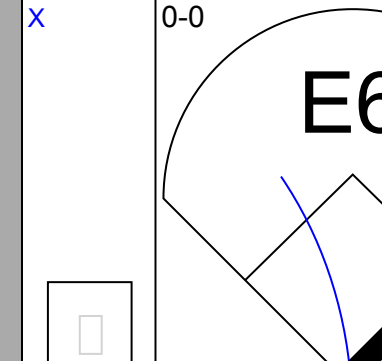
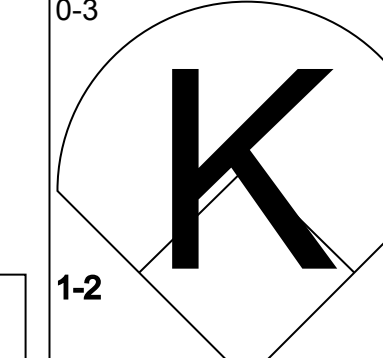
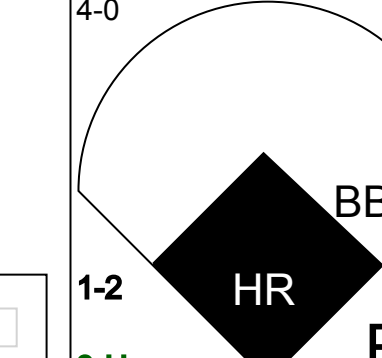
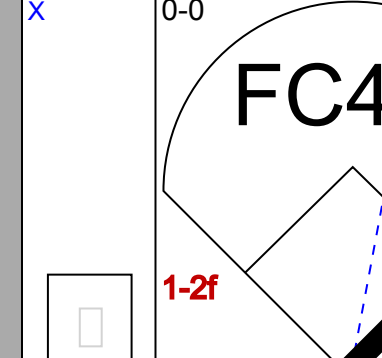
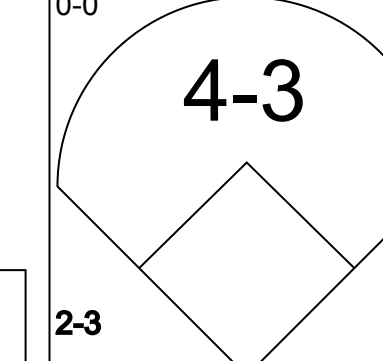
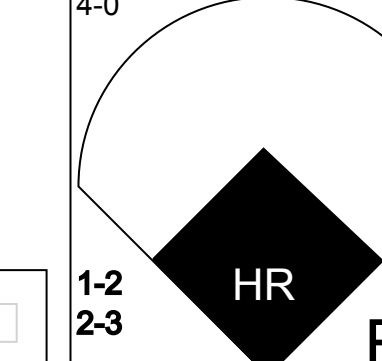
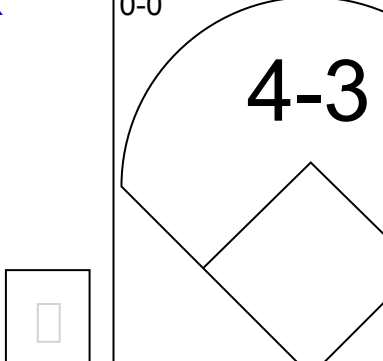
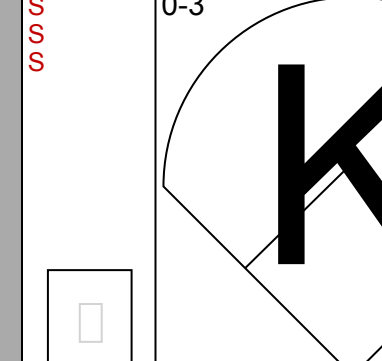
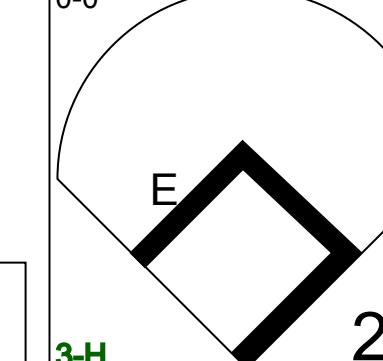
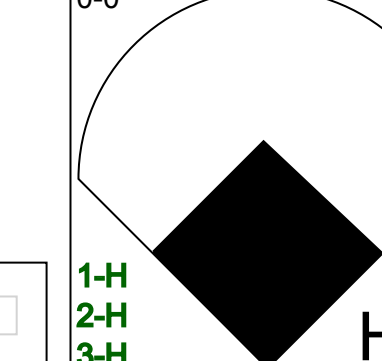


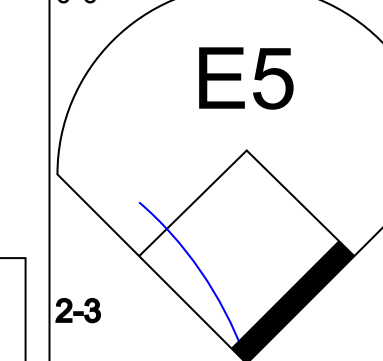
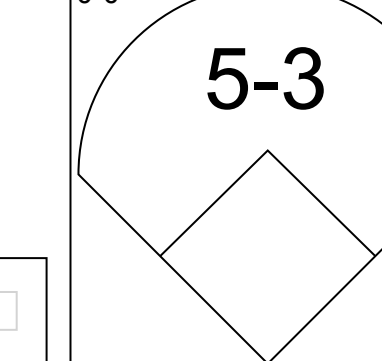
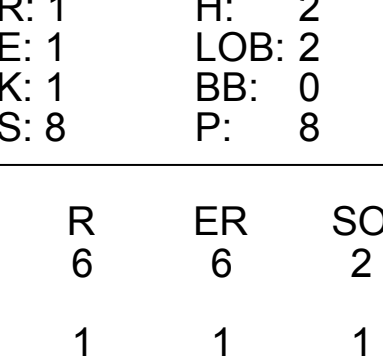
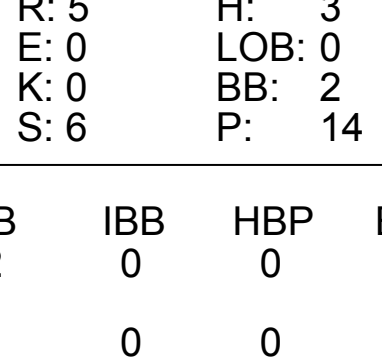
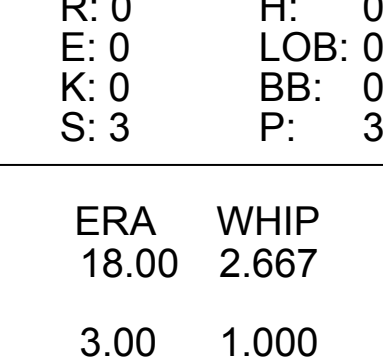
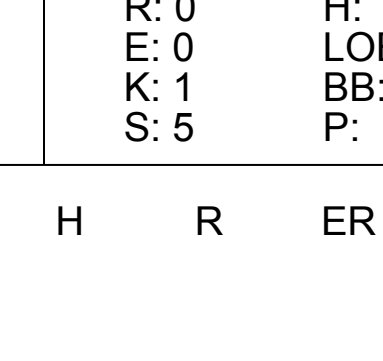




|     |    |
|-----|----|
| AB  | 31 |
| R   | 1  |
| H   | 6  |
| RBI | 1  |
| BB  | 0  |
| SO  | 4  |
| LOB | 6  |







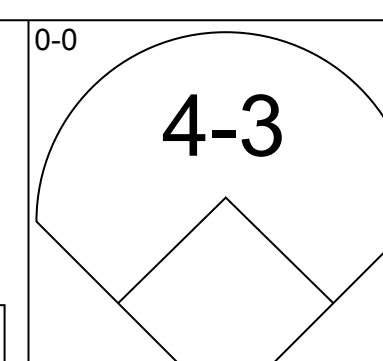
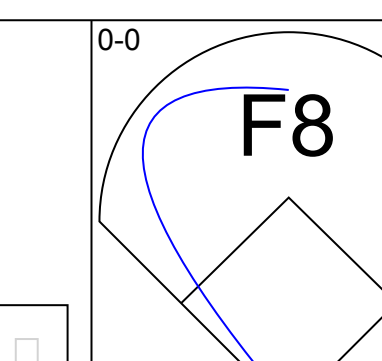
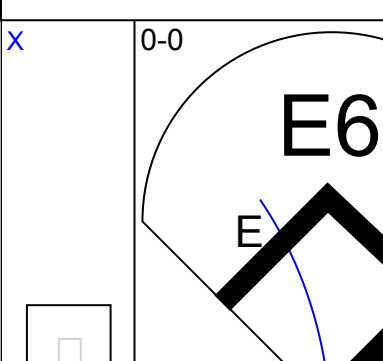
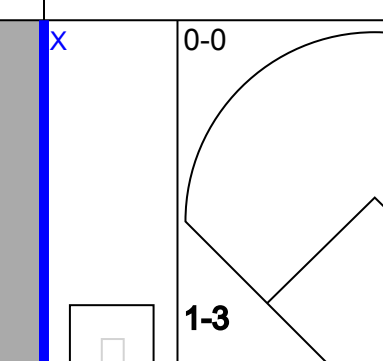
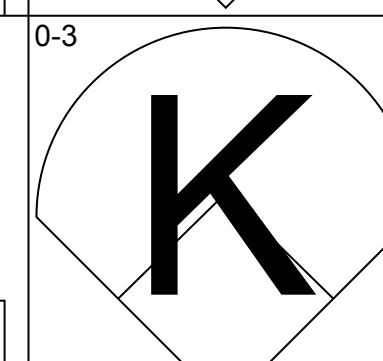
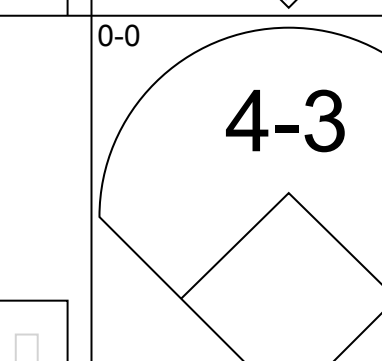
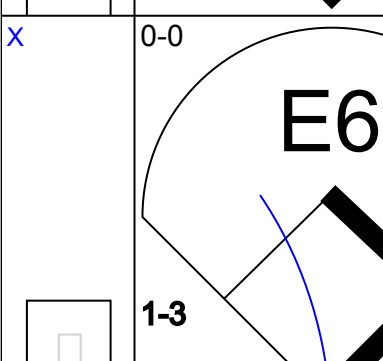
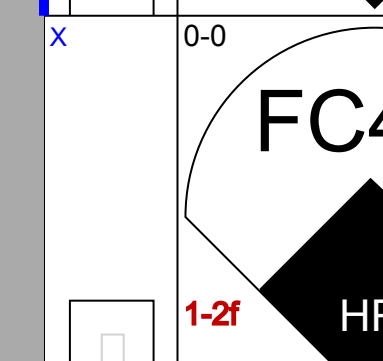
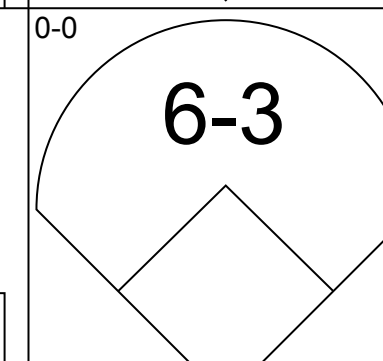
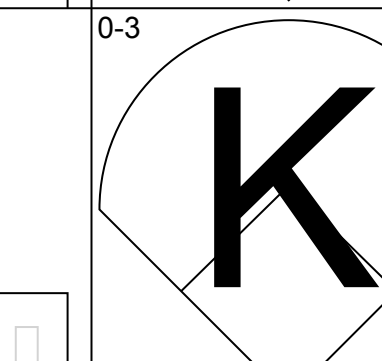
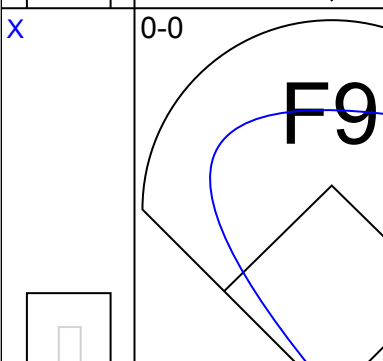
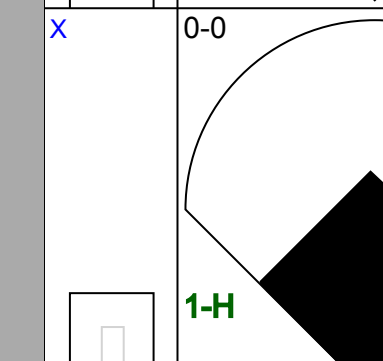
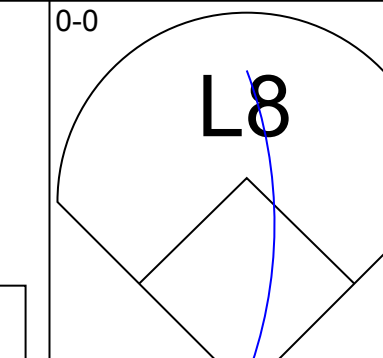
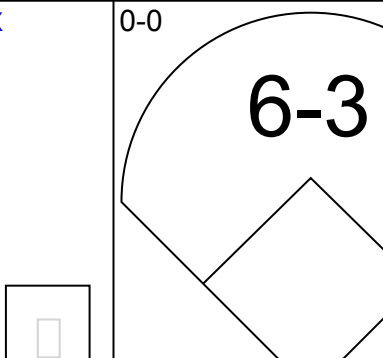
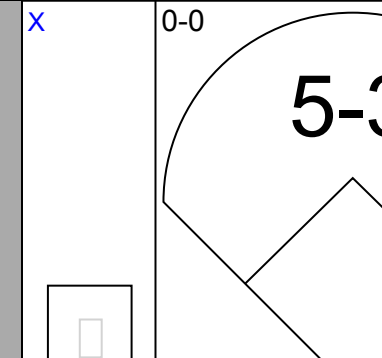
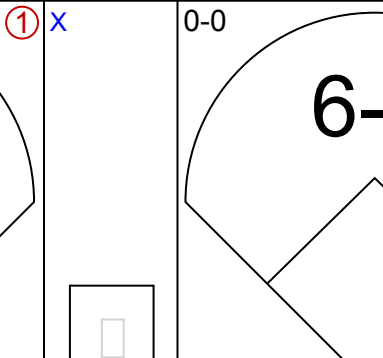
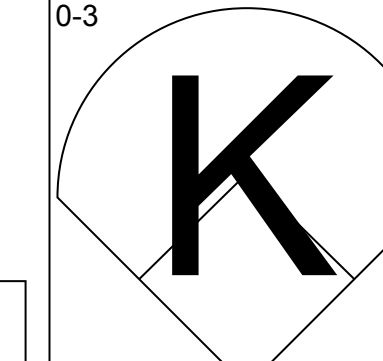
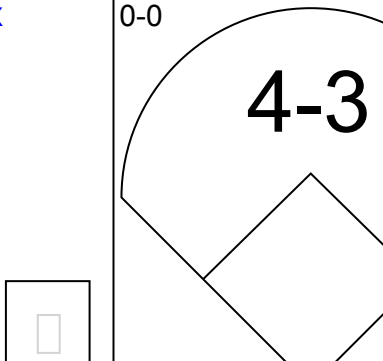
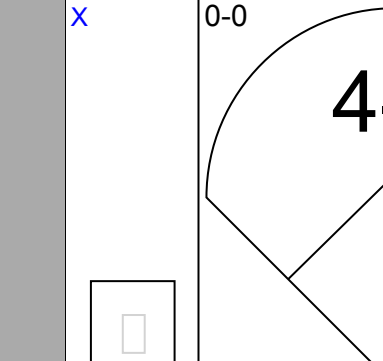
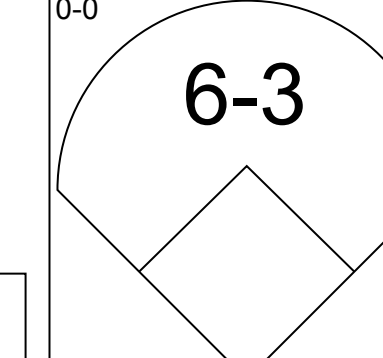
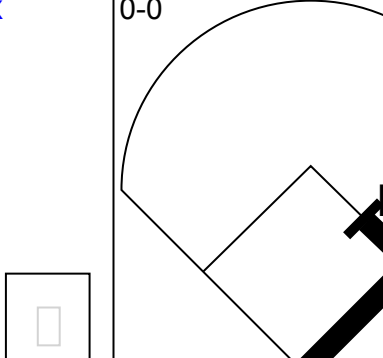
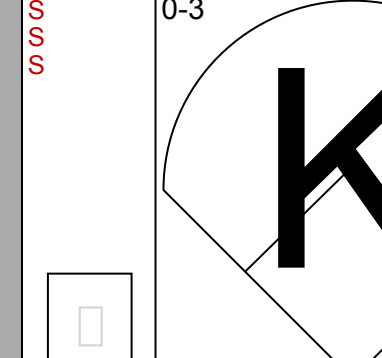
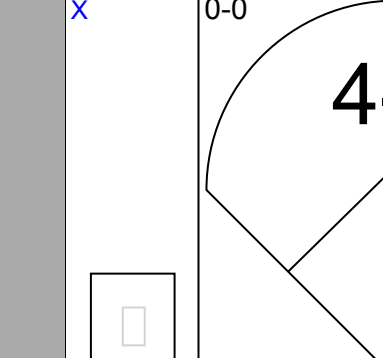
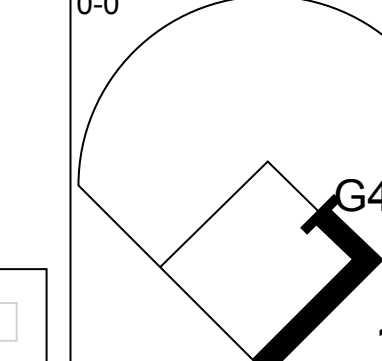
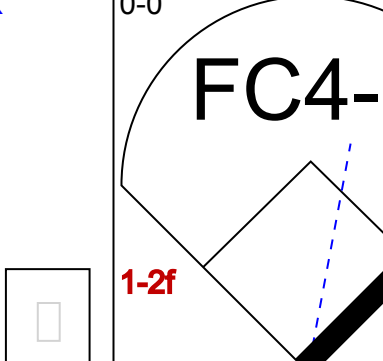
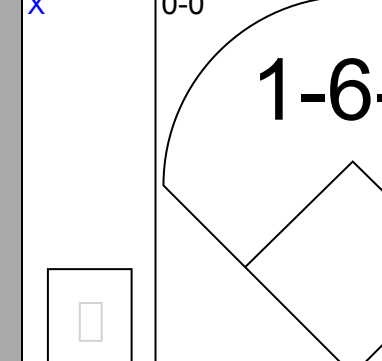
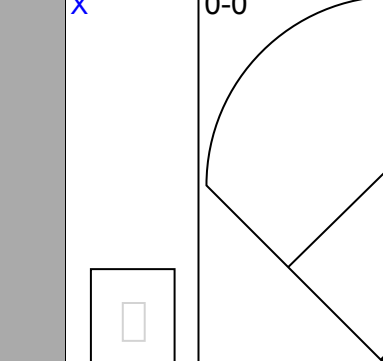
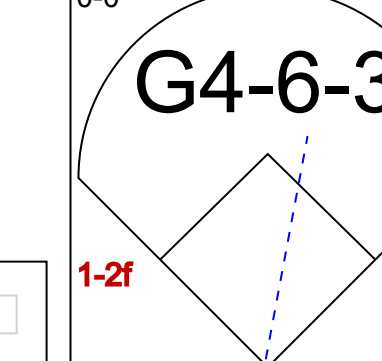

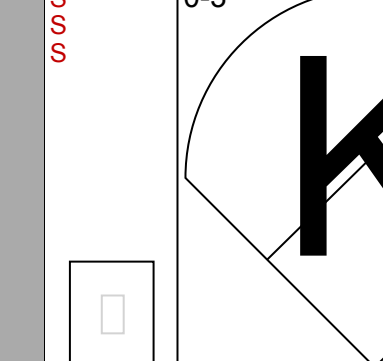
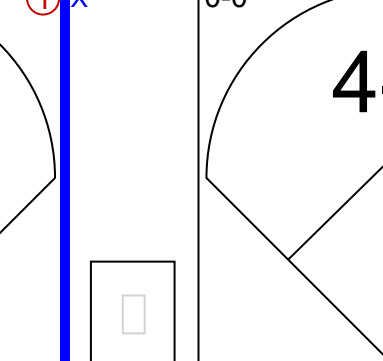
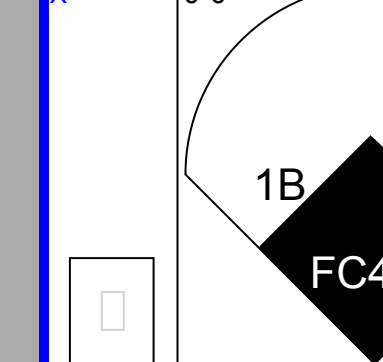
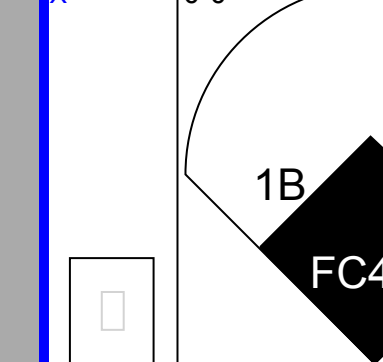


| Batter   | 1   | 2   | 3   | 4   | 5  | 6   | 7  | 8   | 9   | AB                              | R                            | H                               | RBI                          | BB                              | SO                           | LOB                             | TOP                          |                                 |                                  |                                    |                                  |        |
|--|---|---|---|---|--|---|--|---|---|---------------------------------|------------------------------|---------------------------------|------------------------------|---------------------------------|------------------------------|---------------------------------|------------------------------|---------------------------------|----------------------------------|------------------------------------|----------------------------------|--------|
| Tom Herr, S<br>OBP: 0.336, SLG: 0.347<br>(1, 4)        |     |     |   |   |  |   |  |     |   | 5                               | 1                            | 1                               | 0                            | 0                               | 1                            | 2                               |                              |                                 |                                  |                                    |                                  |        |
| Gary Templeton, S<br>OBP: 0.309, SLG: 0.387<br>(1, 6)  |    |   |    |  |  |  |  |    |   | 4                               | 0                            | 3                               | 1                            | 1                               | 0                            | 0                               |                              |                                 |                                  |                                    |                                  |        |
| Keith Hernandez, L<br>OBP: 0.403, SLG: 0.465<br>(1, 3) |    |   |    |  |  |  |  |    |   | 5                               | 1                            | 1                               | 0                            | 0                               | 0                            | 3                               |                              |                                 |                                  |                                    |                                  |        |
| George Hendrick, R<br>OBP: 0.358, SLG: 0.480<br>(1, 8) |    |   |    |  |  |   |   |   |  | 5                               | 0                            | 1                               | 0                            | 0                               | 1                            | 2                               |                              |                                 |                                  |                                    |                                  |        |
| Dane Iorg, L<br>OBP: 0.341, SLG: 0.425<br>(1, 9)       |   |    |    |   |    |   |   |   |   | 4                               | 2                            | 1                               | 0                            | 0                               | 0                            | 2                               |                              |                                 |                                  |                                    |                                  |        |
| David Green, R<br>(9, 8)                               |   |    |    |   |  |   |   |   |   | 0                               | 0                            | 0                               | 0                            | 0                               | 0                            | 0                               |                              |                                 |                                  |                                    |                                  |        |
| Ken Oberkfell, L<br>OBP: 0.354, SLG: 0.377<br>(1, 5)   |    |   |    |   |    |   |   |   |   | 3                               | 1                            | 0                               | 0                            | 1                               | 1                            | 2                               |                              |                                 |                                  |                                    |                                  |        |
| Gene Roof, S<br>OBP: 0.421, SLG: 0.406<br>(1, 7)       |   |   |   |   |   |   |  |   |   | 1                               | 1                            | 0                               | 0                            | 1                               | 0                            | 1                               |                              |                                 |                                  |                                    |                                  |        |
| Tito Landrum, R<br>OBP: 0.276, SLG: 0.333<br>(3, 9)    |   |  |  |   |  |   |  |   |   | 2                               | 0                            | 0                               | 0                            | 0                               | 1                            | 1                               |                              |                                 |                                  |                                    |                                  |        |
| Darrell Porter, L<br>OBP: 0.359, SLG: 0.386<br>(1, 2)  |   |  |  |   |  |   |  |  |   | 4                               | 1                            | 2                               | 5                            | 0                               | 0                            | 0                               |                              |                                 |                                  |                                    |                                  |        |
| Joaquin Andujar, S<br>(1, 1)                           |  |   |  |   |  |   |  |  |   | 4                               | 0                            | 0                               | 0                            | 0                               | 2                            | 1                               |                              |                                 |                                  |                                    |                                  |        |
| <b>Inning Stats</b>                                    | R: 0<br>E: 0<br>K: 1<br>S: 6  | H: 1<br>LOB: 1<br>BB: 0<br>P: 6   | R: 1<br>E: 1<br>K: 1<br>S: 8  | H: 2<br>LOB: 2<br>BB: 0<br>P: 8   | R: 5<br>E: 0<br>K: 0<br>S: 6   | H: 3<br>LOB: 0<br>BB: 2<br>P: 14  | R: 0<br>E: 0<br>K: 0<br>S: 3   | H: 0<br>LOB: 1<br>BB: 1<br>P: 7   | R: 0<br>E: 0<br>K: 0<br>S: 3  | H: 0<br>LOB: 0<br>BB: 0<br>P: 3 | R: 1<br>E: 0<br>K: 1<br>S: 7 | H: 2<br>LOB: 1<br>BB: 0<br>P: 7 | R: 0<br>E: 1<br>K: 2<br>S: 8 | H: 0<br>LOB: 1<br>BB: 0<br>P: 8 | R: 0<br>E: 0<br>K: 1<br>S: 5 | H: 0<br>LOB: 0<br>BB: 0<br>P: 5 | R: 0<br>E: 0<br>K: 0<br>S: 3 | H: 1<br>LOB: 0<br>BB: 0<br>P: 3 | 1B: 6<br>2B: 2<br>3B: 0<br>HR: 1 | SF: 0<br>SAC: 0<br>DP: 0<br>HBP: 0 | WP: 0<br>PB: 0<br>SB: 3<br>CS: 0 | PA: 40 |
| <b>PITCHER</b>   | IP WLS BF H R ER SO BB IBB HBP BLK WP HR S P ERA WHIP                               |   |   |   |  |   |  |   |   |                                 |                              |                                 |                              |                                 |                              |                                 |                              |                                 |                                  |                                    |                                  |        |
| Steve Rogers, R<br>ERA: 3.83<br>(1, 1)                 | 3.0 L 18 6 6 6 2 2 0 0 0 0 0 1 20 28 18.00 2.667                                    |   |   |   |  |   |  |   |   |                                 |                              |                                 |                              |                                 |                              |                                 |                              |                                 |                                  |                                    |                                  |        |
| Grant Jackson, L<br>ERA: 3.39<br>(4, 1)                | 3.0 12 2 1 1 1 1 0 0 0 0 0 0 13 17 3.00 1.000                                       |   |   |   |  |   |  |   |   |                                 |                              |                                 |                              |                                 |                              |                                 |                              |                                 |                                  |                                    |                                  |        |
| Stan Bahnsen, R<br>ERA: 5.36<br>(7, 1)                 | 2.0 7 0 0 0 3 0 0 0 0 0 0 0 13 13 0.00 0.000  |   |   |   |  |   |  |   |   |                                 |                              |                                 |                              |                                 |                              |                                 |                              |                                 |                                  |                                    |                                  |        |
| Elias Sosa, R<br>ERA: 4.32<br>(9, 1)                   | 1.0 3 1 0 0 0 0 0 0 0 0 0 0 3 3 0.00 1.000  |   |   |   |  |   |  |   |   |                                 |                              |                                 |                              |                                 |                              |                                 |                              |                                 |                                  |                                    |                                  |        |

St. Louis Cardinals @ Montreal Expos  
Olympic Stadium, Montreal, QB  
Thu Sep 17 1981, 7:05 PM EDT  
Att: 26,390 - Cloudy - 58 F

AB 37  
R 7  
H 9  
RBI 6  
BB 3  
SO 6  
LOB 14



| Batter  | 1   | 2   | 3   | 4   | 5  | 6   | 7   | 8   | 9   | AB                              | R                            | H                               | RBI                          | BB                              | SO                           | LOB                             | BOTTOM                       |                                 |                                  |                                    |                                  |        |
|---|---|---|---|---|--|---|---|---|---|---------------------------------|------------------------------|---------------------------------|------------------------------|---------------------------------|------------------------------|---------------------------------|------------------------------|---------------------------------|----------------------------------|------------------------------------|----------------------------------|--------|
| Rodney Scott, S<br>OBP: 0.314, SLG: 0.245<br>(1, 4)     |  |   |   |  |  |  |   |  |   | 3                               | 0                            | 0                               | 0                            | 0                               | 0                            | 0                               |                              |                                 |                                  |                                    |                                  |        |
| Jerry White, S<br>OBP: 0.314, SLG: 0.376<br>(8, PH)     |   |   |   |   |  |   |   |   |   | 1                               | 0                            | 1                               | 0                            | 0                               | 0                            | 0                               |                              |                                 |                                  |                                    |                                  |        |
| Jerry Manuel, S<br>OBP: 0.278, SLG: 0.500<br>(9, 4)     |   |   |   |   |  |   |   |   |   | 0                               | 0                            | 0                               | 0                            | 0                               | 0                            | 0                               |                              |                                 |                                  |                                    |                                  |        |
| Terry Francona, L<br>OBP: 0.317, SLG: 0.375<br>(1, 7)   |  |   |   |  |  |  |   |  |   | 4                               | 1                            | 0                               | 1                            | 0                               | 1                            | 2                               |                              |                                 |                                  |                                    |                                  |        |
| Andre Dawson, R<br>OBP: 0.377, SLG: 0.595<br>(1, 8)     |  |   |   |  |  |  |   |  |   | 4                               | 1                            | 1                               | 2                            | 0                               | 1                            | 2                               |                              |                                 |                                  |                                    |                                  |        |
| Gary Carter, R<br>OBP: 0.300, SLG: 0.431<br>(1, 2)      |   |  |   |   |  |   |  |  |   | 4                               | 0                            | 0                               | 0                            | 0                               | 0                            | 0                               |                              |                                 |                                  |                                    |                                  |        |
| Warren Cromartie, L<br>OBP: 0.338, SLG: 0.380<br>(1, 3) |  |   |   |   |  |   |   |   |  | 4                               | 1                            | 1                               | 1                            | 0                               | 1                            | 0                               |                              |                                 |                                  |                                    |                                  |        |
| Larry Parrish, R<br>OBP: 0.283, SLG: 0.362<br>(1, 5)    |  |   |   |   |  |   |  |   |  | 4                               | 0                            | 1                               | 0                            | 0                               | 1                            | 0                               |                              |                                 |                                  |                                    |                                  |        |
| Rowland Office, L<br>OBP: 0.303, SLG: 0.233<br>(1, 9)   |   |   |  |   |  |   |  |   |  | 4                               | 0                            | 2                               | 0                            | 0                               | 0                            | 1                               |                              |                                 |                                  |                                    |                                  |        |
| Mike Phillips, L<br>OBP: 0.244, SLG: 0.247<br>(1, 6)    |   |   |  |   |  |   |   |  |  | 3                               | 0                            | 1                               | 0                            | 0                               | 1                            | 1                               |                              |                                 |                                  |                                    |                                  |        |
| John Milner, L<br>OBP: 0.315, SLG: 0.394<br>(9, PH)     |   |   |   |   |  |   |   |  |   | 1                               | 0                            | 0                               | 0                            | 0                               | 0                            | 1                               |                              |                                 |                                  |                                    |                                  |        |
| Steve Rogers, R<br>OBP: 0.319, SLG: 0.156<br>(3, PH)    |   |   |   |   |  |   |   |   |   | 0                               | 0                            | 0                               | 0                            | 0                               | 0                            | 0                               |                              |                                 |                                  |                                    |                                  |        |
| Dan Briggs, L<br>OBP: 0.225, SLG: 0.125<br>(4, 1)       |   |   |   |   |  |   |   |   |   | 1                               | 0                            | 0                               | 0                            | 0                               | 0                            | 0                               |                              |                                 |                                  |                                    |                                  |        |
| Grant Jackson, S<br>(4, 1)                              |   |   |   |   |  |   |   |   |   | 0                               | 0                            | 0                               | 0                            | 0                               | 0                            | 0                               |                              |                                 |                                  |                                    |                                  |        |
| Wallace Johnson, S<br>OBP: 0.333, SLG: 0.333<br>(6, PH) |   |   |   |   |  |   |   |   |   | 1                               | 0                            | 0                               | 0                            | 0                               | 1                            | 0                               |                              |                                 |                                  |                                    |                                  |        |
| Stan Bahnsen, R<br>OBP: 0.311, SLG: 0.111<br>(7, 1)     |   |   |   |   |  |   |   |   |   | 0                               | 0                            | 0                               | 0                            | 0                               | 0                            | 0                               |                              |                                 |                                  |                                    |                                  |        |
| Brad Mills, L<br>OBP: 0.310, SLG: 0.310<br>(8, PH)      |   |   |   |   |  |   |   |   |   | 1                               | 1                            | 1                               | 0                            | 0                               | 0                            | 0                               |                              |                                 |                                  |                                    |                                  |        |
| Elias Sosa, R<br>OBP: 0.315, SLG: 1.000<br>(9, 1)       |   |   |   |   |  |   |   |  |   | 0                               | 0                            | 0                               | 0                            | 0                               | 0                            | 0                               |                              |                                 |                                  |                                    |                                  |        |
| <b>Inning Stats</b>                                     | R: 0<br>E: 0<br>K: 1<br>S: 5  | H: 0<br>LOB: 0<br>BB: 0<br>P: 5   | R: 0<br>E: 0<br>K: 1<br>S: 5  | H: 0<br>LOB: 0<br>BB: 0<br>P: 5   | R: 0<br>E: 0<br>K: 0<br>S: 3   | H: 1<br>LOB: 0<br>BB: 0<br>P: 3   | R: 0<br>E: 0<br>K: 1<br>S: 5  | H: 0<br>LOB: 0<br>BB: 0<br>P: 5   | R: 0<br>E: 0<br>K: 0<br>S: 4  | H: 1<br>LOB: 1<br>BB: 0<br>P: 4 | R: 0<br>E: 2<br>K: 0<br>S: 5 | H: 1<br>LOB: 2<br>BB: 0<br>P: 5 | R: 1<br>E: 0<br>K: 1<br>S: 6 | H: 1<br>LOB: 0<br>BB: 0<br>P: 6 | R: 3<br>E: 0<br>K: 1<br>S: 8 | H: 3<br>LOB: 0<br>BB: 0<br>P: 8 | R: 0<br>E: 0<br>K: 0<br>S: 4 | H: 1<br>LOB: 1<br>BB: 0<br>P: 4 | 1B: 6<br>2B: 0<br>3B: 0<br>HR: 2 | SF: 0<br>SAC: 0<br>DP: 2<br>HBP: 0 | WP: 0<br>PB: 0<br>SB: 0<br>CS: 0 | PA: 35 |
| <b>PITCHER</b>  | IP WLS BF H R ER SO BB IBB HBP BLK WP HR S P ERA WHIP                               |   |   |   |  |   |   |   |   |                                 |                              |                                 |                              |                                 |                              |                                 |                              |                                 |                                  |                                    |                                  |        |
| Joaquin Andujar, R<br>ERA: 4.5<br>(1, 1)                | 9.0 W 35 8 4 4 5 0 0 0 0 0 0 2 45 45 4.00 0.889                                     |   |   |   |  |   |   |   |   |                                 |                              |                                 |                              |                                 |                              |                                 |                              |                                 |                                  |                                    |                                  |        |

St. Louis Cardinals @ Montreal Expos  
Olympic Stadium, Montreal, QB  
Thu Sep 17 1981, 7:05 PM EDT  
Att: 26,390 - Cloudy - 58 F

AB 35  
R 4  
H 8  
RBI 4  
BB 0  
SO 5  
LOB 8





| Batter   | 1  | 2                               | 3                            | 4                               | 5                            | 6                               | 7                            | 8                               | 9                            | AB                              | R                            | H                               | RBI   | BB                               | SO                               | LOB                                | TOP  |
|--|--|---------------------------------|------------------------------|---------------------------------|------------------------------|---------------------------------|------------------------------|---------------------------------|------------------------------|---------------------------------|------------------------------|---------------------------------|---|----------------------------------|----------------------------------|------------------------------------|--|
| Bobby Bonds, R<br>OBP: 0.336, SLG: 0.426<br>Jay Howell, R                              | (1,8)<br>K   |                                 | (2)<br>P2                    |                                 | (3)<br>K                     |                                 |                              | (2)<br>K                        |                              | 3                               | 0                            | 0                               | 0   | 0                                | 2                                | 2                                  | <b>Chicago Cubs @ Montreal Expos</b><br>Olympic Stadium, Montreal, QB<br>Fri Sep 18 1981, 7:05 PM EDT<br>Att: 23,606 - Cloudy - 56 F |
| Ivan De Jesus, R<br>OBP: 0.272, SLG: 0.217<br>Randy Martz, L<br>OBP: 0.300, SLG: 0.222 | (1,6)<br>1B  |                                 | (3)<br>FC6-4                 |                                 |                              | (1)<br>5-3                      |                              | BB                              |                              | 3                               | 0                            | 1                               | 0   | 1                                | 0                                | 1                                  |  |
| Bill Buckner, L<br>OBP: 0.348, SLG: 0.466  | (1,3)<br>P4  |                                 |                              | (1)<br>P3                       |                              | (2)<br>F9                       |                              | F7                              |                              | 4                               | 0                            | 0                               | 0   | 0                                | 0                                | 2                                  |  |
| Leon Durham, L<br>OBP: 0.361, SLG: 0.480   | (1,9)<br>K   |                                 |                              | BB                              |                              | (3)<br>F8                       |                              | FC4-6<br>1B                     |                              | 3                               | 0                            | 1                               | 0   | 1                                | 1                                | 1                                  |  |
| Mike Lum, L<br>OBP: 0.310, SLG: 0.349<br>Hector Cruz, R<br>OBP: 0.336, SLG: 0.476      | (1,7)<br>F9  |                                 | (1)<br>F9                    |                                 | (2)<br>P5                    |                                 | 1B                           | (1)<br>P4                       |                              | 3                               | 0                            | 1                               | 0   | 0                                | 0                                | 1                                  |  |
| Jody Davis, R<br>OBP: 0.341, SLG: 0.372<br>Rawly Eastwick, R                           | (1,2)<br>K   |                                 | (2)<br>K                     |                                 | (3)<br>F8                    |                                 | 1B                           | (2)<br>FC4-6<br>BB              |                              | 2                               | 0                            | 0                               | 0   | 0                                | 1                                | 1                                  |  |
| Mel Hall, L<br>OBP: 0.143, SLG: 0.571  | (5,8)<br>K   |                                 |                              |                                 |                              |                                 | K                            | 1-2<br>FC4-6<br>BB              |                              | 2                               | 0                            | 0                               | 0   | 0                                | 0                                | 0                                  |  |
| Steve Dillard, R<br>OBP: 0.254, SLG: 0.347<br>Dave Geisel, L                           | (1,5)<br>K   |                                 | (3)<br>K                     |                                 | (1)<br>6-3                   |                                 | P4                           | 4-0<br>1-2<br>BB                |                              | 3                               | 0                            | 0                               | 0   | 0                                | 1                                | 1                                  |  |
| Scott Fletcher, R<br>OBP: 0.216, SLG: 0.200  | (8,6)<br>K   |                                 |                              |                                 |                              |                                 | 3-1                          | K                               |                              | 4                               | 0                            | 1                               | 0   | 0                                | 2                                | 3                                  |  |
| Pat Tabler, R<br>OBP: 0.267, SLG: 0.221  | (1,4)<br>K   |                                 | (1)<br>K                     |                                 |                              |                                 | 1B                           |                                 |                              |                                 |                              |                                 |   |                                  |                                  |                                    |  |
| Doug Bird, R<br>OBP: 0.200, SLG: 0.143<br>Tim Blackwell, S<br>OBP: 0.338, SLG: 0.353   | (1,1)<br>FC6-4<br>1B   |                                 |                              |                                 | (2)<br>F8                    |                                 |                              | P6                              |                              | 1                               | 0                            | 1                               | 0   | 0                                | 0                                | 0                                  |  |
| <b>Inning Stats</b>  | R: 0<br>E: 0<br>K: 2<br>S: 8   | H: 1<br>LOB: 1<br>BB: 0<br>P: 8 | R: 0<br>E: 0<br>K: 2<br>S: 7 | H: 0<br>LOB: 2<br>BB: 0<br>P: 7 | R: 0<br>E: 0<br>K: 1<br>S: 6 | H: 1<br>LOB: 1<br>BB: 0<br>P: 6 | R: 0<br>E: 0<br>K: 0<br>S: 3 | H: 0<br>LOB: 1<br>BB: 1<br>P: 7 | R: 0<br>E: 0<br>K: 1<br>S: 6 | H: 1<br>LOB: 1<br>BB: 0<br>P: 6 | R: 0<br>E: 0<br>K: 1<br>S: 5 | H: 0<br>LOB: 1<br>BB: 1<br>P: 9 | R: 0<br>E: 0<br>K: 1<br>S: 6  | H: 1<br>LOB: 2<br>BB: 1<br>P: 10 | 1B: 5<br>2B: 0<br>3B: 0<br>HR: 0 | SF: 0<br>SAC: 0<br>DP: 0<br>HBP: 0 | WP: 0<br>PA: 35<br>PB: 0<br>SB: 0<br>CS: 0   |
| <b>PITCHER</b><br>Scott Sanderson, R<br>ERA: 2.61                                      | IP: 9.0<br>WLS: W<br>BF: 35<br>H: 5<br>R: 0<br>ER: 0<br>SO: 9<br>BB: 3<br>IBB: 0<br>HBP: 0<br>BLK: 0<br>WP: 0<br>HR: 0<br>S: 50<br>P: 62<br>ERA: 0.00<br>WHIP: 0.889 |                                 |                              |                                 |                              |                                 |                              |                                 |                              |                                 |                              | <b>PITCHER</b>                  | IP: 0<br>WLS: 0<br>BF: 0<br>H: 0<br>R: 0<br>ER: 0<br>SO: 0<br>BB: 0<br>IBB: 0<br>HBP: 0<br>BLK: 0<br>WP: 0<br>HR: 0<br>S: 0<br>P: 0<br>ERA: 0.00<br>WHIP: 0.000 |                                  |                                  |                                    |  |

**Chicago Cubs @ Montreal Expos**  
 Olympic Stadium, Montreal, QB  
 Fri Sep 18 1981, 7:05 PM EDT  
 Att: 23,606 - Cloudy - 56 F

|     |    |
|-----|----|
| AB  | 32 |
| R   | 0  |
| H   | 5  |
| RBI | 0  |
| BB  | 3  |
| SO  | 9  |
| LOB | 16 |



| Batter  | 1   | 2                                | 3                             | 4                                | 5                            | 6                               | 7                             | 8                                | 9                            | AB                              | R                            | H   | RBI   | BB                              | SO                                | LOB                                | BOTTOM   |
|---|---|----------------------------------|-------------------------------|----------------------------------|------------------------------|---------------------------------|-------------------------------|----------------------------------|------------------------------|---------------------------------|------------------------------|---|---|---------------------------------|-----------------------------------|------------------------------------|--|
| Warren Cromartie, L<br>OBP: 0.345, SLG: 0.385<br>Dave Hostetter, R  | (1,3)<br>FC5<br>4-3<br>BB   |                                  |                               |                                  |                              |                                 |                               |                                  |                              | 4                               | 2                            | 3   | 1   | 1                               | 0                                 | 1                                  | <b>Chicago Cubs @ Montreal Expos</b><br>Olympic Stadium, Montreal, QB<br>Fri Sep 18 1981, 7:05 PM EDT<br>Att: 23,606 - Cloudy - 56 F |
| Terry Francona, L<br>OBP: 0.304, SLG: 0.356   | (1,7)<br>4-3<br>1-2   | (2)<br>E5<br>1B<br>1B            |                               |                                  | (1)<br>F7                    | (1)<br>6-3                      |                               | FC4-6<br>1B                      |                              | 5                               | 0                            | 1   | 0   | 0                               | 0                                 | 4                                  |  |
| Andre Dawson, R<br>OBP: 0.384, SLG: 0.600<br>Rowland Office, L<br>OBP: 0.294, SLG: 0.226  | (1,8)<br>FC5<br>BB  | (6, PR)<br>1B<br>IBB             |                               |                                  | 1B<br>E<br>1-2               | 2B                              |                               | FC4-6<br>1B                      |                              | 2                               | 1                            | 2   | 0   | 2                               | 0                                 | 0                                  |  |
| Gary Carter, R<br>OBP: 0.302, SLG: 0.432<br>Bobby Ramos, R<br>OBP: 0.292, SLG: 0.308  | (1,2)<br>FC5<br>1-2<br>2-3  | (2)<br>1B                        |                               |                                  | 1B<br>E<br>1-3<br>2-H<br>3-H | 1B                              |                               | FC4-6<br>FC6-4                   |                              | 4                               | 1                            | 2   | 3   | 0                               | 1                                 | 3                                  |  |
| Larry Parrish, R<br>OBP: 0.278, SLG: 0.356<br>Brad Mills, L<br>OBP: 0.300, SLG: 0.316   | (1,5)<br>P2   | (3)<br>K                         |                               |                                  | 1B<br>E<br>1-2<br>2-H<br>3-H | 2B                              |                               | FC6-4                            |                              | 5                               | 1                            | 0   | 0   | 0                               | 1                                 | 8                                  |  |
| Tim Lincecum, R<br>OBP: 0.296, SLG: 0.344<br>Pat Rooney, R  | (1,9)<br>6-3  |                                  | (1)<br>F8                     |                                  | 2B<br>E<br>1-3<br>2-H<br>3-H |                                 |                               | P6                               |                              | 4                               | 1                            | 0   | 0   | 0                               | 0                                 | 1                                  |  |
| Chris Speier, R<br>OBP: 0.311, SLG: 0.295   |   |                                  |                               |                                  |                              |                                 |                               | 6-3                              |                              | 5                               | 2                            | 3   | 1   | 0                               | 0                                 | 0                                  |  |
| Jerry Manuel, S<br>OBP: 0.293, SLG: 0.600   | (1,4)<br>1B<br>E<br>1-3   | 2B                               |                               |                                  | 6-3                          |                                 |                               | P2                               |                              | 5                               | 2                            | 2   | 1   | 0                               | 0                                 | 3                                  |  |
| Scott Sanderson, R<br>OBP: 0.325, SLG: 0.194  | (1,1)<br>E<br>1B  |                                  |                               |                                  | HR                           |                                 |                               | 4-3                              |                              | 4                               | 1                            | 1   | 0   | 0                               | 2                                 | 1                                  |  |
| <b>Inning Stats</b>   | R: 0<br>E: 0<br>K: 0<br>S: 3  | H: 0<br>LOB: 2<br>BB: 2<br>P: 11 | R: 4<br>E: 1<br>K: 1<br>S: 10 | H: 5<br>LOB: 2<br>BB: 1<br>P: 14 | R: 1<br>E: 0<br>K: 1<br>S: 6 | H: 1<br>LOB: 0<br>BB: 0<br>P: 6 | R: 6<br>E: 3<br>K: 0<br>S: 10 | H: 4<br>LOB: 1<br>BB: 0<br>P: 10 | R: 0<br>E: 0<br>K: 1<br>S: 6 | H: 1<br>LOB: 1<br>BB: 0<br>P: 6 | R: 0<br>E: 0<br>K: 1<br>S: 7 | H: 2<br>LOB: 2<br>BB: 0<br>P: 7               | R: 0<br>E: 0<br>K: 0<br>S: 3  | H: 0<br>LOB: 0<br>BB: 0<br>P: 3 | 1B: 10<br>2B: 3<br>3B: 0<br>HR: 1 | SF: 0<br>SAC: 0<br>DP: 0<br>HBP: 0 |  |
| <b>PITCHER</b><br>Doug Bird, R<br>ERA: 3.23<br>Rawly Eastwick, R<br>ERA: 2.31<br>Jay Howell, R<br>ERA: 4.85<br>Bill Caudill, R<br>ERA: 5.59<br>Dave Geisel, L<br>ERA: | IP: 3.1<br>WLS: L<br>BF: 22<br>H: 9<br>R: 8<br>ER: 6<br>SO: 2<br>BB: 2<br>IBB: 1<br>HBP: 0<br>BLK: 0<br>WP: 0<br>HR: 1<br>S: 23<br>P: 35<br>ERA: 16.20<br>WHIP: 3.300 |                                  |                               |                                  |                              |                                 |                               |                                  |                              |                                 |                              | <b>PITCHER</b><br>Randy Martz, R<br>ERA: 3.47 | IP: 8.1<br>WLS: 0<br>BF: 3<br>H: 0<br>R: 0<br>ER: 0<br>SO: 0<br>BB: 0<br>IBB: 0<br>HBP: 0<br>BLK: 0<br>WP: 0<br>HR: 0<br>S: 3<br>P: 3<br>ERA: 0.00<br>WHIP: 0.000 |                                 |                                   |                                    |  |

**Chicago Cubs @ Montreal Expos**  
 Olympic Stadium, Montreal, QB  
 Fri Sep 18 1981, 7:05 PM EDT  
 Att: 23,606 - Cloudy - 56 F

|     |    |
|-----|----|
| AB  | 41 |
| R   | 11 |
| H   | 14 |
| RBI | 6  |
| BB  | 3  |
| SO  | 5  |
| LOB | 25 |





| Batter   | 1   | 2                               | 3                            | 4                               | 5                            | 6                               | 7                            | 8                               | 9                            | AB                              | R                            | H                               | RBI                          | BB                              | SO                           | LOB                             | TOP  |                                    |                                  |        |
|--|---|---------------------------------|------------------------------|---------------------------------|------------------------------|---------------------------------|------------------------------|---------------------------------|------------------------------|---------------------------------|------------------------------|---------------------------------|------------------------------|---------------------------------|------------------------------|---------------------------------|--|------------------------------------|----------------------------------|--------|
| <b>Bobby Bonds, R</b><br>OBP: 0.333, SLG: 0.429 (1, 8)   |   |                                 |                              |                                 |                              |                                 |                              |                                 |                              | 4                               | 1                            | 1                               | 0                            | 0                               | 0                            | 0                               | <b>Chicago Cubs @ Montreal Expos</b><br>Olympic Stadium, Montreal, QB<br>Sat Sep 19 1981, 3:33 AM EDT<br>Att: 30,099 - Cloudy - 60 F |                                    |                                  |        |
| <b>Ivan De Jesus, R</b><br>OBP: 0.272, SLG: 0.218 (1, 6) |   |                                 |                              |                                 |                              |                                 |                              |                                 |                              | 4                               | 1                            | 1                               | 0                            | 0                               | 0                            |                                 |  |                                    |                                  |        |
| <b>Bill Buckner, L</b><br>OBP: 0.350, SLG: 0.472 (1, 3)  |   |                                 |                              |                                 |                              |                                 |                              |                                 |                              | 4                               | 0                            | 2                               | 2                            | 0                               | 0                            |                                 |  |                                    |                                  |        |
| <b>Leon Durham, L</b><br>OBP: 0.356, SLG: 0.473 (1, 9)   |   |                                 |                              |                                 |                              |                                 |                              |                                 |                              | 4                               | 0                            | 0                               | 0                            | 0                               | 2                            |                                 |  |                                    |                                  |        |
| <b>Jerry Morales, R</b><br>OBP: 0.344, SLG: 0.335 (1, 7) |   |                                 |                              |                                 |                              |                                 |                              |                                 |                              | 4                               | 0                            | 0                               | 0                            | 0                               | 3                            |                                 |  |                                    |                                  |        |
| <b>Ken Reitz, R</b><br>OBP: 0.266, SLG: 0.287 (1, 5)     |   |                                 |                              |                                 |                              |                                 |                              |                                 |                              | 3                               | 0                            | 0                               | 0                            | 0                               | 2                            |                                 |  |                                    |                                  |        |
| <b>Pat Tabler, R</b><br>OBP: 0.270, SLG: 0.215 (1, 4)    |   |                                 |                              |                                 |                              |                                 |                              |                                 |                              | 2                               | 0                            | 0                               | 0                            | 1                               | 0                            |                                 |  |                                    |                                  |        |
| <b>Tim Blackwell, S</b><br>OBP: 0.331, SLG: 0.346 (1, 2) |   |                                 |                              |                                 |                              |                                 |                              |                                 |                              | 3                               | 0                            | 0                               | 0                            | 0                               | 1                            |                                 |  |                                    |                                  |        |
| <b>Mike Krukow, R</b><br>OBP: 0.175, SLG: 0.200 (1, 1)   |   |                                 |                              |                                 |                              |                                 |                              |                                 |                              | 3                               | 0                            | 0                               | 0                            | 0                               | 1                            |                                 |  |                                    |                                  |        |
| <b>Randy Martz, L</b><br>OBP: 0.300, SLG: 0.222 (9, 1)   |   |                                 |                              |                                 |                              |                                 |                              |                                 |                              | 0                               | 0                            | 0                               | 0                            | 0                               | 0                            |                                 |  |                                    |                                  |        |
| <b>Inning Stats</b>                                      | R: 0<br>E: 0<br>K: 0<br>S: 3                          | H: 0<br>LOB: 0<br>BB: 0<br>P: 3 | R: 0<br>E: 1<br>K: 0<br>S: 3 | H: 0<br>LOB: 0<br>BB: 0<br>P: 3 | R: 0<br>E: 0<br>K: 0<br>S: 3 | H: 0<br>LOB: 0<br>BB: 0<br>P: 3 | R: 2<br>E: 0<br>K: 0<br>S: 7 | H: 3<br>LOB: 2<br>BB: 0<br>P: 7 | R: 0<br>E: 0<br>K: 1<br>S: 6 | H: 1<br>LOB: 1<br>BB: 0<br>P: 6 | R: 0<br>E: 0<br>K: 0<br>S: 2 | H: 0<br>LOB: 0<br>BB: 1<br>P: 6 | R: 0<br>E: 0<br>K: 1<br>S: 5 | H: 0<br>LOB: 0<br>BB: 0<br>P: 5 | R: 0<br>E: 0<br>K: 0<br>S: 5 | H: 0<br>LOB: 0<br>BB: 0<br>P: 5 | 1B: 2<br>2B: 2<br>3B: 1<br>HR: 0   | SF: 0<br>SAC: 0<br>DP: 2<br>HBP: 0 | WP: 0<br>PB: 0<br>SB: 0<br>CS: 0 | PA: 32 |
| <b>PITCHER</b>   | IP WLS BF H R ER SO BB IBB HBP BLK WP HR S P ERA WHIP |                                 |                              |                                 |                              |                                 |                              |                                 |                              |                                 |                              |                                 |                              |                                 |                              |                                 |  |                                    |                                  |        |
| <b>Bill Lee, L</b><br>ERA: 2.58 (1, 1)                   | 7.0 L 26 4 2 2 1 1 0 0 0 0 0 0 27 31 2.57 0.714       |                                 |                              |                                 |                              |                                 |                              |                                 |                              |                                 |                              |                                 |                              |                                 |                              |                                 |  |                                    |                                  |        |
| <b>Jeff Reardon, R</b><br>ERA: 2.53 (8, 1)               | 2.0 6 0 0 0 2 0 0 0 0 0 0 0 10 10 0.00 0.000          |                                 |                              |                                 |                              |                                 |                              |                                 |                              |                                 |                              |                                 |                              |                                 |                              |                                 |  |                                    |                                  |        |

**Chicago Cubs @ Montreal Expos**  
Olympic Stadium, Montreal, QB  
Sat Sep 19 1981, 3:33 AM EDT  
Att: 30,099 - Cloudy - 60 F

AB 31  
R 2  
H 4  
RBI 2  
BB 1  
SO 3  
LOB 10



| Batter  | 1   | 2                               | 3                            | 4                               | 5                            | 6                               | 7                            | 8                               | 9                            | AB                              | R                            | H                               | RBI                          | BB                              | SO                           | LOB                             | BOTTOM   |                                    |                                  |        |
|---|---|---------------------------------|------------------------------|---------------------------------|------------------------------|---------------------------------|------------------------------|---------------------------------|------------------------------|---------------------------------|------------------------------|---------------------------------|------------------------------|---------------------------------|------------------------------|---------------------------------|--|------------------------------------|----------------------------------|--------|
| <b>Warren Cromartie, L</b><br>OBP: 0.344, SLG: 0.383 (1, 3) |   |                                 |                              |                                 |                              |                                 |                              |                                 |                              | 4                               | 0                            | 1                               | 0                            | 0                               | 0                            | 1                               | <b>Chicago Cubs @ Montreal Expos</b><br>Olympic Stadium, Montreal, QB<br>Sat Sep 19 1981, 3:33 AM EDT<br>Att: 30,099 - Cloudy - 60 F |                                    |                                  |        |
| <b>Terry Francona, L</b><br>OBP: 0.280, SLG: 0.327 (1, 7)   |   |                                 |                              |                                 |                              |                                 |                              |                                 |                              | 4                               | 0                            | 0                               | 0                            | 0                               | 0                            | 2                               |  |                                    |                                  |        |
| <b>Andre Dawson, R</b><br>OBP: 0.383, SLG: 0.596 (1, 8)     |   |                                 |                              |                                 |                              |                                 |                              |                                 |                              | 4                               | 0                            | 1                               | 0                            | 0                               | 1                            |                                 |  |                                    |                                  |        |
| <b>Gary Carter, R</b><br>OBP: 0.301, SLG: 0.429 (1, 2)      |   |                                 |                              |                                 |                              |                                 |                              |                                 |                              | 4                               | 0                            | 1                               | 0                            | 0                               | 1                            |                                 |  |                                    |                                  |        |
| <b>Larry Parrish, R</b><br>OBP: 0.279, SLG: 0.356 (1, 5)    |   |                                 |                              |                                 |                              |                                 |                              |                                 |                              | 3                               | 0                            | 1                               | 0                            | 0                               | 0                            |                                 |  |                                    |                                  |        |
| <b>John Milner, L</b><br>OBP: 0.319, SLG: 0.394 (9, PH)     |   |                                 |                              |                                 |                              |                                 |                              |                                 |                              | 0                               | 0                            | 0                               | 0                            | 1                               | 0                            |                                 |  |                                    |                                  |        |
| <b>Tim Raines, S</b><br>OBP: 0.391, SLG: 0.438 (9, PR)      |   |                                 |                              |                                 |                              |                                 |                              |                                 |                              | 0                               | 0                            | 0                               | 0                            | 0                               | 0                            |                                 |  |                                    |                                  |        |
| <b>Tim Lincecum, R</b><br>OBP: 0.291, SLG: 0.337 (1, 9)     |   |                                 |                              |                                 |                              |                                 |                              |                                 |                              | 3                               | 0                            | 0                               | 0                            | 0                               | 1                            |                                 |  |                                    |                                  |        |
| <b>Jerry White, S</b><br>OBP: 0.311, SLG: 0.372 (9, PH)     |   |                                 |                              |                                 |                              |                                 |                              |                                 |                              | 1                               | 0                            | 0                               | 0                            | 0                               | 1                            |                                 |  |                                    |                                  |        |
| <b>Chris Speier, R</b><br>OBP: 0.311, SLG: 0.303 (1, 6)     |   |                                 |                              |                                 |                              |                                 |                              |                                 |                              | 3                               | 1                            | 1                               | 0                            | 0                               | 0                            |                                 |  |                                    |                                  |        |
| <b>Jerry Manuel, S</b><br>OBP: 0.273, SLG: 0.553 (1, 4)     |   |                                 |                              |                                 |                              |                                 |                              |                                 |                              | 3                               | 0                            | 0                               | 0                            | 0                               | 1                            |                                 |  |                                    |                                  |        |
| <b>Jeff Reardon, R</b><br>ERA: 2.53 (8, 1)                  |   |                                 |                              |                                 |                              |                                 |                              |                                 |                              | 0                               | 0                            | 0                               | 0                            | 0                               | 0                            |                                 |  |                                    |                                  |        |
| <b>Bill Lee, L</b><br>OBP: 0.389, SLG: 0.389 (1, 1)         |   |                                 |                              |                                 |                              |                                 |                              |                                 |                              | 2                               | 0                            | 1                               | 1                            | 0                               | 0                            |                                 |  |                                    |                                  |        |
| <b>Mike Phillips, L</b><br>OBP: 0.241, SLG: 0.244 (8, 4)    |   |                                 |                              |                                 |                              |                                 |                              |                                 |                              | 1                               | 0                            | 0                               | 0                            | 0                               | 0                            |                                 |  |                                    |                                  |        |
| <b>Inning Stats</b>   | R: 0<br>E: 0<br>K: 1<br>S: 5                          | H: 1<br>LOB: 2<br>BB: 0<br>P: 7 | R: 0<br>E: 1<br>K: 1<br>S: 7 | H: 1<br>LOB: 1<br>BB: 0<br>P: 4 | R: 0<br>E: 0<br>K: 1<br>S: 5 | H: 0<br>LOB: 0<br>BB: 0<br>P: 5 | R: 1<br>E: 0<br>K: 0<br>S: 5 | H: 2<br>LOB: 1<br>BB: 0<br>P: 5 | R: 0<br>E: 0<br>K: 0<br>S: 3 | H: 2<br>LOB: 0<br>BB: 0<br>P: 3 | R: 0<br>E: 0<br>K: 1<br>S: 5 | H: 0<br>LOB: 0<br>BB: 0<br>P: 5 | R: 0<br>E: 0<br>K: 0<br>S: 3 | H: 0<br>LOB: 2<br>BB: 1<br>P: 7 | R: 0<br>E: 0<br>K: 0<br>S: 3 | H: 0<br>LOB: 0<br>BB: 0<br>P: 3 | 1B: 5<br>2B: 0<br>3B: 1<br>HR: 0   | SF: 0<br>SAC: 0<br>DP: 1<br>HBP: 0 | WP: 0<br>PB: 0<br>SB: 2<br>CS: 0 | PA: 33 |
| <b>PITCHER</b>  | IP WLS BF H R ER SO BB IBB HBP BLK WP HR S P ERA WHIP |                                 |                              |                                 |                              |                                 |                              |                                 |                              |                                 |                              |                                 |                              |                                 |                              |                                 |  |                                    |                                  |        |
| <b>Mike Krukow, R</b><br>ERA: 4.19 (1, 1)                   | 8.0 W 29 6 1 1 4 4 0 0 0 0 0 0 37 37 1.12 0.750       |                                 |                              |                                 |                              |                                 |                              |                                 |                              |                                 |                              |                                 |                              |                                 |                              |                                 |  |                                    |                                  |        |
| <b>Randy Martz, R</b><br>ERA: 3.43 (9, 1)                   | 1.0 S 4 0 0 0 0 1 0 0 0 0 0 0 3 7 0.00 1.000          |                                 |                              |                                 |                              |                                 |                              |                                 |                              |                                 |                              |                                 |                              |                                 |                              |                                 |  |                                    |                                  |        |

**Chicago Cubs @ Montreal Expos**  
Olympic Stadium, Montreal, QB  
Sat Sep 19 1981, 3:33 AM EDT  
Att: 30,099 - Cloudy - 60 F

AB 32  
R 1  
H 6  
RBI 1  
BB 1  
SO 4  
LOB 11






| Batter  | 1   | 2                               | 3                                    | 4                               | 5                                    | 6                               | 7                                    | 8                               | 9                                    | AB                               | R                                    | H                               | RBI                                  | BB                              | SO                                   | LOB                             | TOP  |                                    |  |
|---|---|---------------------------------|--------------------------------------|---------------------------------|--------------------------------------|---------------------------------|--------------------------------------|---------------------------------|--------------------------------------|----------------------------------|--------------------------------------|---------------------------------|--------------------------------------|---------------------------------|--------------------------------------|---------------------------------|--|------------------------------------|--|
| <b>Bobby Bonds, R</b><br>OBP: 0.331, SLG: 0.423<br>(1, 8)   | 0-3<br><b>K</b>   |                                 |                                      | 0-0<br><b>L5</b>                |                                      | 0-0<br><b>1B</b>                |                                      | 0-3<br><b>K</b>                 |                                      | 4                                | 0                                    | 1                               | 0                                    | 0                               | 2                                    | 0                               | <b>Chicago Cubs @ Montreal Expos</b><br>Olympic Stadium, Montreal, QB<br>Sun Sep 20 1981, 3:33 AM EDT<br>Att: 40,851 - Cloudy - 54 F |                                    |  |
| <b>Ivan De Jesus, R</b><br>OBP: 0.269, SLG: 0.215<br>(1, 6) | 0-0<br><b>4-3</b>   |                                 |                                      | 0-3<br><b>K</b>                 |                                      | 0-0<br><b>F9</b>                |                                      |                                 | 0-0<br><b>F7</b>                     | 4                                | 0                                    | 0                               | 0                                    | 0                               | 1                                    | 1                               |  |                                    |  |
| <b>Bill Buckner, L</b><br>OBP: 0.346, SLG: 0.467<br>(1, 3)  | 0-3<br><b>K</b>   |                                 |                                      | 0-0<br><b>3-1</b>               |                                      | 0-0<br><b>F9</b>                |                                      |                                 | 0-0<br><b>P9</b>                     | 4                                | 0                                    | 0                               | 0                                    | 0                               | 1                                    | 1                               |  |                                    |  |
| <b>Leon Durham, L</b><br>OBP: 0.354, SLG: 0.473<br>(1, 9)   |   | 0-3<br><b>K</b>                 |                                      |                                 | 0-0<br><b>2B</b>                     |                                 |                                      |                                 | 0-0<br><b>F7</b>                     | 4                                | 0                                    | 1                               | 0                                    | 0                               | 1                                    | 0                               |  |                                    |  |
| <b>Jerry Morales, R</b><br>OBP: 0.343, SLG: 0.340<br>(1, 7) |   | 0-3<br><b>K</b>                 |                                      |                                 | 0-3<br><b>K</b>                      |                                 |                                      |                                 |                                      | 3                                | 0                                    | 1                               | 0                                    | 0                               | 2                                    | 1                               |  |                                    |  |
| <b>Tim Lincecum, S</b><br>OBP: 0.331, SLG: 0.341<br>(1, 2)  |   | 0-3<br><b>K</b>                 |                                      |                                 | 4-0<br><b>BB</b>                     |                                 |                                      |                                 | 0-0<br><b>L8</b>                     | 2                                | 0                                    | 0                               | 0                                    | 1                               | 1                                    | 1                               |  |                                    |  |
| <b>Ken Reitz, R</b><br>OBP: 0.263, SLG: 0.284<br>(1, 5)     |   |                                 | 0-0<br><b>4-3</b>                    |                                 | 0-3<br><b>K</b>                      |                                 |                                      | 0-3<br><b>K</b>                 |                                      | 3                                | 0                                    | 0                               | 0                                    | 0                               | 2                                    | 3                               |  |                                    |  |
| <b>Pat Tabler, R</b><br>OBP: 0.267, SLG: 0.213<br>(5, PH)   |   |                                 |                                      | 0-3<br><b>K</b>                 |                                      | 0-0<br><b>L1</b>                |                                      | 0-3<br><b>K</b>                 |                                      | 1                                | 0                                    | 0                               | 0                                    | 0                               | 1                                    | 0                               |  |                                    |  |
| <b>Jim Tracy, L</b><br>OBP: 0.366, SLG: 0.322<br>(5, PH)    |   |                                 |                                      |                                 |                                      |                                 |                                      |                                 |                                      | 1                                | 0                                    | 0                               | 0                                    | 0                               | 0                                    | 2                               |  |                                    |  |
| <b>Mike Tyson, R</b><br>OBP: 0.265, SLG: 0.297<br>(8, PH)   |   |                                 |                                      |                                 |                                      |                                 |                                      |                                 |                                      | 0                                | 0                                    | 0                               | 0                                    | 0                               | 0                                    | 0                               |  |                                    |  |
| <b>Mel Hall, L</b><br>OBP: 0.125, SLG: 0.500<br>(8, PH)     |   |                                 |                                      |                                 |                                      |                                 |                                      |                                 |                                      | 1                                | 0                                    | 0                               | 0                                    | 0                               | 1                                    | 0                               |  |                                    |  |
| <b>Tye Waller, R</b><br>OBP: 0.300, SLG: 0.389<br>(8, 5)    |   |                                 |                                      |                                 |                                      |                                 |                                      |                                 |                                      | 0                                | 0                                    | 0                               | 0                                    | 0                               | 0                                    | 0                               |  |                                    |  |
| <b>Mike Griffin, R</b><br>ERA: 3.75                         |   |                                 |                                      |                                 |                                      |                                 |                                      |                                 |                                      | 0                                | 0                                    | 0                               | 0                                    | 0                               | 0                                    | 0                               |  |                                    |  |
| <b>Jay Howell, R</b><br>ERA: 4.15                           |   |                                 |                                      |                                 |                                      |                                 |                                      |                                 |                                      | 0                                | 0                                    | 0                               | 0                                    | 0                               | 0                                    | 0                               |  |                                    |  |
| <b>Lee Smith, R</b><br>ERA: 3.74                            |   |                                 |                                      |                                 |                                      |                                 |                                      |                                 |                                      | 0                                | 0                                    | 0                               | 0                                    | 0                               | 0                                    | 0                               |  |                                    |  |
| <b>Dave Geisel, L</b><br>ERA: 4.78                          |   |                                 |                                      |                                 |                                      |                                 |                                      |                                 |                                      | 0                                | 0                                    | 0                               | 0                                    | 0                               | 0                                    | 0                               |  |                                    |  |
| <b>Dick Tidrow, R</b><br>ERA: 4.78                          |   |                                 |                                      |                                 |                                      |                                 |                                      |                                 |                                      | 0                                | 0                                    | 0                               | 0                                    | 0                               | 0                                    | 0                               |  |                                    |  |
| <b>Inning Stats</b>   | R: 0<br>H: 0<br>E: 0<br>K: 2<br>S: 7  | H: 0<br>LOB: 0<br>BB: 0<br>P: 7 | R: 0<br>H: 0<br>E: 0<br>K: 3<br>S: 9 | H: 0<br>LOB: 0<br>BB: 0<br>P: 9 | R: 0<br>H: 0<br>E: 0<br>K: 1<br>S: 5 | H: 0<br>LOB: 0<br>BB: 0<br>P: 5 | R: 0<br>H: 0<br>E: 0<br>K: 1<br>S: 5 | H: 0<br>LOB: 0<br>BB: 0<br>P: 5 | R: 0<br>H: 1<br>E: 0<br>K: 2<br>S: 8 | H: 1<br>LOB: 2<br>BB: 1<br>P: 12 | R: 0<br>H: 1<br>E: 0<br>K: 1<br>S: 6 | H: 1<br>LOB: 1<br>BB: 0<br>P: 6 | R: 0<br>H: 0<br>E: 0<br>K: 3<br>S: 9 | H: 0<br>LOB: 0<br>BB: 0<br>P: 9 | R: 0<br>H: 0<br>E: 0<br>K: 0<br>S: 3 | H: 0<br>LOB: 0<br>BB: 0<br>P: 3 | 1B: 1<br>2B: 2<br>3B: 0<br>HR: 0   | SF: 0<br>SAC: 0<br>DP: 0<br>HBP: 0 | WP: 0<br>PA: 31<br>PB: 0<br>SB: 0<br>CS: 0 |
| <b>PITCHER</b><br><b>Bill Gullickson, R</b><br>ERA: 2.79    | IP: 9.0<br>WLS: W<br>BF: 31<br>H: 3<br>R: 0<br>ER: 0<br>SO: 13<br>BB: 1<br>IBB: 0<br>HBP: 0<br>BLK: 0<br>WP: 0<br>HR: 0<br>S: 56<br>P: 60<br>ERA: 0.00<br>WHIP: 0.444 |                                 |                                      |                                 |                                      |                                 |                                      |                                 |                                      |                                  |                                      |                                 |                                      |                                 |                                      |                                 |  |                                    |  |

**Chicago Cubs @ Montreal Expos**  
 Olympic Stadium, Montreal, QB  
 Sun Sep 20 1981, 3:33 AM EDT  
 Att: 40,851 - Cloudy - 54 F


AB 30  
 R 0  
 H 3  
 RBI 0  
 BB 1  
 SO 13  
 LOB 9



| Batter   | 1  | 2                                | 3                                    | 4                               | 5                                    | 6                               | 7                                    | 8                               | 9                                    | AB                              | R                                    | H                                | RBI                                  | BB                               | SO                                   | LOB                              | BOTTOM   |                                  |                                    |
|--|--|----------------------------------|--------------------------------------|---------------------------------|--------------------------------------|---------------------------------|--------------------------------------|---------------------------------|--------------------------------------|---------------------------------|--------------------------------------|----------------------------------|--------------------------------------|----------------------------------|--------------------------------------|----------------------------------|--|----------------------------------|------------------------------------|
| <b>Warren Cromartie, L</b><br>OBP: 0.353, SLG: 0.390<br>(1, 3) | 4-0<br><b>1B</b>   | 0-0<br><b>CS</b>                 |                                      |                                 | 0-0<br><b>1-3</b>                    |                                 | 4-0<br><b>1B</b>                     | 4-0                             |                                      | 2                               | 2                                    | 2                                | 0                                    | 3                                | 0                                    | 0                                | <b>Chicago Cubs @ Montreal Expos</b><br>Olympic Stadium, Montreal, QB<br>Sun Sep 20 1981, 3:33 AM EDT<br>Att: 40,851 - Cloudy - 54 F |                                  |                                    |
| <b>Terry Francona, L</b><br>OBP: 0.283, SLG: 0.327<br>(1, 7)   | 0-0<br><b>SH5-4</b>  | 0-0<br><b>F7</b>                 |                                      |                                 | 0-0<br><b>SH1-3</b>                  |                                 | 0-0<br><b>BB</b>                     | 0-0<br><b>IBB</b>               |                                      | 3                               | 0                                    | 1                                | 0                                    | 0                                | 0                                    | 4                                |  |                                  |                                    |
| <b>Andre Dawson, R</b><br>OBP: 0.381, SLG: 0.591<br>(1, 8)     | 4-0<br><b>1B</b>   | 0-3<br><b>K</b>                  |                                      |                                 | 0-0<br><b>1-3</b>                    |                                 | 4-0<br><b>1B</b>                     | 0-0<br><b>IBB</b>               |                                      | 3                               | 1                                    | 0                                | 1                                    | 1                                | 1                                    | 3                                |  |                                  |                                    |
| <b>Gary Carter, R</b><br>OBP: 0.298, SLG: 0.424<br>(1, 2)      | 0-0<br><b>P2</b>   |                                  |                                      |                                 | 0-0<br><b>F9</b>                     |                                 | 4-0<br><b>1B</b>                     | 0-0<br><b>IBB</b>               |                                      | 4                               | 0                                    | 0                                | 0                                    | 0                                | 0                                    | 5                                |  |                                  |                                    |
| <b>Larry Parrish, R</b><br>OBP: 0.278, SLG: 0.354<br>(1, 5)    | 0-0<br><b>1B</b>   |                                  |                                      |                                 | 0-0<br><b>5-3</b>                    |                                 | 0-0<br><b>P3</b>                     | 0-0<br><b>FC5-4</b>             |                                      | 4                               | 1                                    | 1                                | 1                                    | 0                                | 0                                    | 3                                |  |                                  |                                    |
| <b>Tim Wallach, R</b><br>OBP: 0.301, SLG: 0.339<br>(1, 9)      | 0-0<br><b>1B</b>   |                                  |                                      |                                 | 0-3<br><b>K</b>                      |                                 | 4-0<br><b>CS</b>                     | 1-0<br><b>SH5-4</b>             |                                      | 2                               | 0                                    | 1                                | 1                                    | 1                                | 1                                    | 0                                |  |                                  |                                    |
| <b>Chris Speier, R</b><br>OBP: 0.315, SLG: 0.305<br>(1, 6)     | 0-0<br><b>1B</b>   |                                  |                                      |                                 | 0-0<br><b>5-3</b>                    |                                 | 4-0<br><b>BB</b>                     | 0-0<br><b>SH3-4</b>             |                                      | 2                               | 0                                    | 1                                | 1                                    | 1                                | 0                                    | 0                                |  |                                  |                                    |
| <b>Jerry Manuel, S</b><br>OBP: 0.292, SLG: 0.525<br>(1, 4)     | 4-0<br><b>IBB</b>  |                                  |                                      |                                 | 0-0<br><b>B1-3</b>                   |                                 | 0-0<br><b>F8</b>                     | 4-0<br><b>SH5-4</b>             |                                      | 2                               | 0                                    | 0                                | 0                                    | 2                                | 0                                    | 1                                |  |                                  |                                    |
| <b>Bill Gullickson, R</b><br>OBP: 0.159, SLG: 0.143<br>(1, 1)  | 0-0<br><b>1-3</b>  |                                  |                                      |                                 | 0-0<br><b>B2-3</b>                   |                                 | 4-0<br><b>1B</b>                     | 0-0<br><b>SH5-4</b>             |                                      | 2                               | 0                                    | 0                                | 0                                    | 1                                | 0                                    | 3                                |  |                                  |                                    |
| <b>Inning Stats</b>  | R: 3<br>H: 3<br>E: 0<br>K: 0<br>S: 6   | H: 3<br>LOB: 3<br>BB: 3<br>P: 18 | R: 0<br>H: 1<br>E: 0<br>K: 1<br>S: 5 | H: 1<br>LOB: 0<br>BB: 0<br>P: 5 | R: 0<br>H: 0<br>E: 0<br>K: 1<br>S: 5 | H: 0<br>LOB: 0<br>BB: 0<br>P: 5 | R: 0<br>H: 0<br>E: 0<br>K: 0<br>S: 3 | H: 0<br>LOB: 0<br>BB: 0<br>P: 3 | R: 1<br>H: 1<br>E: 0<br>K: 0<br>S: 4 | H: 1<br>LOB: 0<br>BB: 0<br>P: 4 | R: 0<br>H: 0<br>E: 0<br>K: 0<br>S: 2 | H: 0<br>LOB: 1<br>BB: 2<br>P: 10 | R: 0<br>H: 1<br>E: 0<br>K: 0<br>S: 4 | H: 1<br>LOB: 3<br>BB: 2<br>P: 12 | R: 0<br>H: 0<br>E: 0<br>K: 0<br>S: 3 | H: 0<br>LOB: 3<br>BB: 2<br>P: 12 |  | 1B: 5<br>2B: 1<br>3B: 0<br>HR: 0 | SF: 0<br>SAC: 4<br>DP: 0<br>HBP: 1 |
| <b>PITCHER</b><br><b>Mike Griffin, R</b><br>ERA: 3.75          | IP: 0.2<br>WLS: L<br>BF: 6<br>H: 2<br>R: 3<br>ER: 3<br>SO: 3<br>BB: 2<br>IBB: 0<br>HBP: 0<br>BLK: 0<br>WP: 0<br>HR: 0<br>S: 4<br>P: 12<br>ERA: 40.50<br>WHIP: 6.000  |                                  |                                      |                                 |                                      |                                 |                                      |                                 |                                      |                                 |                                      |                                  |                                      |                                  |                                      |                                  |  |                                  |                                    |
| <b>Jay Howell, R</b><br>ERA: 4.15                              | IP: 4.1<br>WLS: 1<br>BF: 16<br>H: 3<br>R: 1<br>ER: 1<br>SO: 2<br>BB: 0<br>IBB: 1<br>HBP: 0<br>BLK: 0<br>WP: 0<br>HR: 0<br>S: 19<br>P: 23<br>ERA: 2.08<br>WHIP: 0.692 |                                  |                                      |                                 |                                      |                                 |                                      |                                 |                                      |                                 |                                      |                                  |                                      |                                  |                                      |                                  |  |                                  |                                    |
| <b>Lee Smith, R</b><br>ERA: 3.74                               | IP: 1.0<br>WLS: 0<br>BF: 5<br>H: 0<br>R: 0<br>ER: 0<br>SO: 0<br>BB: 3<br>IBB: 0<br>HBP: 0<br>BLK: 0<br>WP: 0<br>HR: 0<br>S: 2<br>P: 14<br>ERA: 0.00<br>WHIP: 3.000   |                                  |                                      |                                 |                                      |                                 |                                      |                                 |                                      |                                 |                                      |                                  |                                      |                                  |                                      |                                  |  |                                  |                                    |
| <b>Dave Geisel, L</b><br>ERA: 4.78                             | IP: 0.0<br>WLS: 0<br>BF: 2<br>H: 1<br>R: 0<br>ER: 0<br>SO: 0<br>BB: 1<br>IBB: 0<br>HBP: 0<br>BLK: 0<br>WP: 0<br>HR: 0<br>S: 1<br>P: 5<br>ERA: ∞<br>WHIP: ∞           |                                  |                                      |                                 |                                      |                                 |                                      |                                 |                                      |                                 |                                      |                                  |                                      |                                  |                                      |                                  |  |                                  |                                    |
| <b>Dick Tidrow, R</b><br>ERA: 4.78                             | IP: 2.0<br>WLS: 0<br>BF: 9<br>H: 0<br>R: 0<br>ER: 0<br>SO: 0<br>BB: 1<br>IBB: 1<br>HBP: 1<br>BLK: 0<br>WP: 0<br>HR: 0<br>S: 6<br>P: 15<br>ERA: 0.00<br>WHIP: 0.500   |                                  |                                      |                                 |                                      |                                 |                                      |                                 |                                      |                                 |                                      |                                  |                                      |                                  |                                      |                                  |  |                                  |                                    |

**Chicago Cubs @ Montreal Expos**  
 Olympic Stadium, Montreal, QB  
 Sun Sep 20 1981, 3:33 AM EDT  
 Att: 40,851 - Cloudy - 54 F

AB 24  
 R 4  
 H 6  
 RBI 4  
 BB 9  
 SO 2  
 LOB 19









| Batter   | 1  | 2                                | 3                            | 4                               | 5                            | 6                               | 7                            | 8                               | 9                            | AB                              | R                            | H                                | RBI                          | BB                              | SO                           | LOB                             | TOP   |                                    |                                  |        |
|--|--|----------------------------------|------------------------------|---------------------------------|------------------------------|---------------------------------|------------------------------|---------------------------------|------------------------------|---------------------------------|------------------------------|----------------------------------|------------------------------|---------------------------------|------------------------------|---------------------------------|---|------------------------------------|----------------------------------|--------|
| <b>Lonnie Smith, R</b><br>OBP: 0.369, SLG: 0.428 (1, 8)      | 5-3  |                                  | L4                           |                                 | PO 2B                        |                                 | 5-3                          |                                 | F8                           | 5                               | 0                            | 1                                | 0                            | 0                               | 0                            | 3                               | <b>Philadelphia Phillies @ Montreal Expos</b><br>Olympic Stadium, Montreal, QB<br>Tue Sep 22 1981, 7:05 PM EDT<br>Att: 21,797 - Unknown |                                    |                                  |        |
| <b>Pete Rose, S</b><br>OBP: 0.385, SLG: 0.392 (1, 3)         | BB 1B BB   |                                  | L6                           |                                 | PO 2-3                       | G3                              |                              | F8                              |                              | 3                               | 1                            | 0                                | 0                            | 1                               | 0                            | 0                               |   |                                    |                                  |        |
| <b>Gary Matthews, R</b><br>OBP: 0.370, SLG: 0.426 (1, 7)     | FC5 1B 1-2 BB  |                                  | 6-3                          |                                 |                              |                                 |                              | K                               |                              | 2                               | 0                            | 0                                | 0                            | 2                               | 1                            | 0                               |   |                                    |                                  |        |
| <b>Mike Schmidt, R</b><br>OBP: 0.423, SLG: 0.613 (1, 5)      | K  |                                  |                              |                                 | F2                           |                                 |                              | F7                              |                              | 3                               | 0                            | 0                                | 0                            | 1                               | 1                            | 3                               |   |                                    |                                  |        |
| <b>Bake McBride, L</b><br>OBP: 0.311, SLG: 0.384 (1, 9)      | 1-2 2-H 1B   |                                  |                              |                                 | 3-1                          |                                 |                              | K                               |                              | 4                               | 0                            | 1                                | 1                            | 0                               | 1                            | 2                               |   |                                    |                                  |        |
| <b>Bob Boone, R</b><br>OBP: 0.274, SLG: 0.287 (1, 2)         | FC5  |                                  |                              |                                 |                              |                                 |                              |                                 |                              |                                 |                              |                                  |                              |                                 |                              |                                 |   |                                    |                                  |        |
| <b>Greg Gross, L</b><br>OBP: 0.337, SLG: 0.337 (9, PH)       | 2-3F   |                                  |                              |                                 |                              |                                 |                              |                                 |                              |                                 |                              |                                  |                              |                                 |                              |                                 |   |                                    |                                  |        |
| <b>Larry Bowa, S</b><br>OBP: 0.333, SLG: 0.343 (1, 6)        |  |                                  | L4                           |                                 | K                            |                                 |                              | G3                              |                              | 3                               | 1                            | 0                                | 0                            | 1                               | 1                            | 2                               |   |                                    |                                  |        |
| <b>Manny Trillo, R</b><br>OBP: 0.338, SLG: 0.392 (1, 4)      |  |                                  | L9                           |                                 |                              |                                 |                              | E8                              |                              | 4                               | 0                            | 2                                | 0                            | 0                               | 0                            | 0                               |   |                                    |                                  |        |
| <b>Dick Ruthven, R</b><br>OBP: 0.176, SLG: 0.204 (1, 1)      |  |                                  | K                            |                                 |                              |                                 |                              |                                 |                              | 3                               | 0                            | 0                                | 0                            | 0                               | 2                            | 1                               |   |                                    |                                  |        |
| <b>Warren Brusstar, R</b><br>OBP: 0.571, SLG: 0.667 (8, PH)  |  |                                  |                              |                                 | 6-3                          |                                 |                              | K                               |                              | 0                               | 0                            | 0                                | 0                            | 0                               | 0                            | 0                               |   |                                    |                                  |        |
| <b>Len Matuszek, L</b><br>OBP: 0.571, SLG: 0.667 (9, PH)     |  |                                  |                              |                                 |                              |                                 |                              | F9                              |                              | 1                               | 0                            | 0                                | 0                            | 0                               | 0                            | 2                               |   |                                    |                                  |        |
| <b>Inning Stats</b>  | R: 1<br>E: 0<br>K: 1<br>S: 6   | H: 1<br>LOB: 2<br>BB: 2<br>P: 14 | R: 0<br>E: 0<br>K: 1<br>S: 5 | H: 0<br>LOB: 0<br>BB: 0<br>P: 5 | R: 0<br>E: 0<br>K: 0<br>S: 3 | H: 0<br>LOB: 0<br>BB: 0<br>P: 3 | R: 0<br>E: 0<br>K: 1<br>S: 6 | H: 1<br>LOB: 1<br>BB: 0<br>P: 6 | R: 0<br>E: 0<br>K: 0<br>S: 3 | H: 0<br>LOB: 1<br>BB: 1<br>P: 9 | R: 1<br>E: 1<br>K: 1<br>S: 6 | H: 1<br>LOB: 1<br>BB: 1<br>P: 10 | R: 0<br>E: 0<br>K: 1<br>S: 5 | H: 0<br>LOB: 1<br>BB: 1<br>P: 9 | R: 0<br>E: 0<br>K: 0<br>S: 4 | H: 1<br>LOB: 2<br>BB: 1<br>P: 8 | 1B: 4<br>2B: 1<br>3B: 0<br>HR: 0  | SF: 0<br>SAC: 0<br>DP: 0<br>HBP: 0 | WP: 0<br>PB: 0<br>SB: 0<br>CS: 0 | PA: 38 |
| <b>PITCHER</b><br><b>Steve Rogers, R</b><br>ERA: 3.65 (1, 1) | IP: 9.0<br>WLS: W<br>BF: 37<br>H: 5<br>R: 2<br>ER: 1<br>SO: 6<br>BB: 6<br>IBB: 0<br>HBP: 0<br>BLK: 0<br>WP: 0<br>HR: 0<br>S: 43<br>P: 67<br>ERA: 1.00<br>WHIP: 1.222 |                                  |                              |                                 |                              |                                 |                              |                                 |                              |                                 |                              |                                  |                              |                                 |                              |                                 |   |                                    |                                  |        |

| Batter   | 1  | 2                                | 3                            | 4                               | 5                            | 6                               | 7                            | 8                               | 9                            | AB                              | R                            | H                               | RBI                          | BB                               | SO                            | LOB                              | BOTTOM  |                                    |                                  |        |
|--|--|----------------------------------|------------------------------|---------------------------------|------------------------------|---------------------------------|------------------------------|---------------------------------|------------------------------|---------------------------------|------------------------------|---------------------------------|------------------------------|----------------------------------|-------------------------------|----------------------------------|---|------------------------------------|----------------------------------|--------|
| <b>Warren Cromartie, L</b><br>OBP: 0.360, SLG: 0.390 (1, 3)  | WP 1B BB   |                                  | 3-1                          |                                 |                              |                                 |                              |                                 |                              | 3                               | 0                            | 2                               | 2                            | 2                                | 0                             | 0                                | <b>Philadelphia Phillies @ Montreal Expos</b><br>Olympic Stadium, Montreal, QB<br>Tue Sep 22 1981, 7:05 PM EDT<br>Att: 21,797 - Unknown |                                    |                                  |        |
| <b>Rodney Scott, S</b><br>OBP: 0.317, SLG: 0.248 (1, 4)      | WP 1B 1-2  |                                  | 6-3                          |                                 | L7                           |                                 |                              | 4-3                             |                              | 5                               | 0                            | 1                               | 0                            | 0                                | 1                             | 7                                |   |                                    |                                  |        |
| <b>Andre Dawson, R</b><br>OBP: 0.376, SLG: 0.576 (1, 8)      | K 1-2 2-3  |                                  |                              |                                 | F8                           |                                 |                              | F8                              |                              | 5                               | 0                            | 0                               | 0                            | 0                                | 2                             | 7                                |   |                                    |                                  |        |
| <b>Gary Carter, R</b><br>OBP: 0.300, SLG: 0.425 (1, 2)       | G5-4-3 BB  |                                  |                              |                                 | K                            |                                 |                              | F5                              |                              | 3                               | 1                            | 1                               | 0                            | 1                                | 1                             | 0                                |   |                                    |                                  |        |
| <b>Larry Parrish, R</b><br>OBP: 0.277, SLG: 0.352 (1, 5)     | G5-4-3 1-2F  |                                  |                              |                                 | K                            |                                 |                              | E5                              |                              | 4                               | 2                            | 1                               | 1                            | 0                                | 1                             | 3                                |   |                                    |                                  |        |
| <b>Tim Wallach, R</b><br>OBP: 0.301, SLG: 0.348 (1, 9)       |  |                                  | 6-3                          |                                 | 1B 1B 2-H                    |                                 |                              | 2B                              |                              | 4                               | 2                            | 3                               | 2                            | 0                                | 0                             | 0                                |   |                                    |                                  |        |
| <b>Terry Francona, L</b><br>OBP: 0.300, SLG: 0.304 (1, 7)    |  |                                  | 3-1                          |                                 | F7                           |                                 |                              | P5                              |                              | 3                               | 0                            | 0                               | 0                            | 1                                | 0                             | 2                                |   |                                    |                                  |        |
| <b>Chris Speier, R</b><br>OBP: 0.317, SLG: 0.303 (1, 6)      |  |                                  |                              |                                 |                              |                                 |                              |                                 |                              | 2                               | 0                            | 1                               | 0                            | 1                                | 0                             | 0                                |   |                                    |                                  |        |
| <b>Tim Lincecum, S</b><br>OBP: 0.381, SLG: 0.438 (7, PR)     |  |                                  | 5-3                          |                                 | 1B 1-2                       |                                 |                              |                                 |                              | 0                               | 1                            | 0                               | 0                            | 0                                | 0                             | 0                                |   |                                    |                                  |        |
| <b>Mike Phillips, L</b><br>OBP: 0.250, SLG: 0.266 (8, 6)     |  |                                  |                              |                                 |                              |                                 |                              |                                 |                              | 1                               | 0                            | 1                               | 1                            | 0                                | 0                             | 0                                |   |                                    |                                  |        |
| <b>Steve Rogers, R</b><br>OBP: 0.176, SLG: 0.143 (1, 1)      |  |                                  |                              |                                 | K                            |                                 |                              | K                               |                              | 4                               | 0                            | 0                               | 0                            | 0                                | 4                             | 5                                |   |                                    |                                  |        |
| <b>Inning Stats</b>  | R: 0<br>E: 0<br>K: 1<br>S: 5   | H: 1<br>LOB: 2<br>BB: 2<br>P: 13 | R: 0<br>E: 0<br>K: 0<br>S: 3 | H: 0<br>LOB: 0<br>BB: 0<br>P: 3 | R: 0<br>E: 0<br>K: 1<br>S: 5 | H: 0<br>LOB: 0<br>BB: 0<br>P: 5 | R: 0<br>E: 0<br>K: 2<br>S: 7 | H: 0<br>LOB: 0<br>BB: 0<br>P: 7 | R: 1<br>E: 0<br>K: 1<br>S: 8 | H: 3<br>LOB: 2<br>BB: 0<br>P: 8 | R: 1<br>E: 1<br>K: 0<br>S: 5 | H: 1<br>LOB: 1<br>BB: 0<br>P: 5 | R: 1<br>E: 0<br>K: 1<br>S: 6 | H: 1<br>LOB: 2<br>BB: 1<br>P: 10 | R: 3<br>E: 1<br>K: 3<br>S: 13 | H: 4<br>LOB: 3<br>BB: 2<br>P: 21 | 1B: 4<br>2B: 6<br>3B: 0<br>HR: 0  | SF: 0<br>SAC: 0<br>DP: 1<br>HBP: 0 | WP: 1<br>PB: 0<br>SB: 1<br>CS: 0 | PA: 39 |
| <b>PITCHER</b><br><b>Dick Ruthven, R</b><br>ERA: 4.89 (1, 1) | IP: 7.0<br>WLS: L<br>BF: 32<br>H: 8<br>R: 5<br>ER: 4<br>SO: 6<br>BB: 3<br>IBB: 0<br>HBP: 0<br>BLK: 0<br>WP: 1<br>HR: 0<br>S: 41<br>P: 53<br>ERA: 5.14<br>WHIP: 1.571 |                                  |                              |                                 |                              |                                 |                              |                                 |                              |                                 |                              |                                 |                              |                                  |                               |                                  |   |                                    |                                  |        |
| <b>Warren Brusstar, R</b><br>ERA: 3.52 (8, 1)                | IP: 1.0<br>WLS: L<br>BF: 7<br>H: 2<br>R: 1<br>ER: 1<br>SO: 3<br>BB: 0<br>IBB: 2<br>HBP: 0<br>BLK: 0<br>WP: 0<br>HR: 0<br>S: 11<br>P: 19<br>ERA: 9.00<br>WHIP: 2.000  |                                  |                              |                                 |                              |                                 |                              |                                 |                              |                                 |                              |                                 |                              |                                  |                               |                                  |   |                                    |                                  |        |

|     |    |
|-----|----|
| AB  | 31 |
| R   | 2  |
| H   | 5  |
| RBI | 1  |
| BB  | 6  |
| SO  | 6  |
| LOB | 15 |



|     |    |
|-----|----|
| AB  | 34 |
| R   | 6  |
| H   | 10 |
| RBI | 6  |
| BB  | 5  |
| SO  | 9  |
| LOB | 24 |





| Batter  | 1                            | 2                               | 3                            | 4                               | 5                            | 6                               | 7                            | 8                               | 9                            | AB                               | R                            | H                               | RBI                          | BB                              | SO                           | LOB                             | TOP  |                                    |                                  |        |  |  |  |  |  |  |  |
|---|------------------------------|---------------------------------|------------------------------|---------------------------------|------------------------------|---------------------------------|------------------------------|---------------------------------|------------------------------|----------------------------------|------------------------------|---------------------------------|------------------------------|---------------------------------|------------------------------|---------------------------------|--|------------------------------------|----------------------------------|--------|--|--|--|--|--|--|--|
| Omar Moreno, L (1.8)<br>OBP: 0.333, SLG: 0.376      | P6                           |                                 | P6                           |                                 |                              | CS<br>1B                        |                              | P2                              |                              | 4                                | 0                            | 1                               | 0                            | 0                               | 0                            | 0                               | <b>Pittsburgh Pirates @ Montreal Expos</b><br>Olympic Stadium, Montreal, QB<br>Wed Sep 23 1981, 7:05 PM EDT<br>Att: 10,081 - Unknown |                                    |                                  |        |  |  |  |  |  |  |  |
| Tim Foli, R (1.6)<br>OBP: 0.279, SLG: 0.282         | F7                           |                                 |                              | G6-3<br>BB                      |                              | SF8                             |                              | F8                              |                              | 2                                | 0                            | 0                               | 1                            | 1                               | 0                            | 0                               |  |                                    |                                  |        |  |  |  |  |  |  |  |
| Dave Parker, L (1.9)<br>OBP: 0.284, SLG: 0.450      | P6                           |                                 |                              | F8                              |                              |                                 |                              | 4-3                             |                              | 3                                | 0                            | 0                               | 0                            | 1                               | 0                            | 1                               |  |                                    |                                  |        |  |  |  |  |  |  |  |
| Jason Thompson, L (1.3)<br>OBP: 0.376, SLG: 0.485   |                              | HR                              |                              | G6-3                            |                              | K                               |                              | 6-3                             |                              | 4                                | 1                            | 1                               | 1                            | 0                               | 1                            | 2                               |  |                                    |                                  |        |  |  |  |  |  |  |  |
| Mike Easter, L (1.7)<br>OBP: 0.328, SLG: 0.417      |                              | K                               |                              |                                 |                              | FC4-6<br>BB                     |                              |                                 |                              | 2                                | 0                            | 1                               | 0                            | 1                               | 1                            | 0                               |  |                                    |                                  |        |  |  |  |  |  |  |  |
| Tony Peña, R (1.2)<br>OBP: 0.316, SLG: 0.372        | F8                           |                                 |                              |                                 | P6                           |                                 |                              | FC4-6                           |                              | 3                                | 0                            | 0                               | 0                            | 0                               | 0                            | 2                               |  |                                    |                                  |        |  |  |  |  |  |  |  |
| Johnny Ray, S (1.4)<br>OBP: 0.317, SLG: 0.424       |                              |                                 |                              |                                 | FC4-6                        |                                 |                              | G3-6-3                          |                              | 3                                | 0                            | 0                               | 0                            | 0                               | 0                            | 2                               |  |                                    |                                  |        |  |  |  |  |  |  |  |
| Dale Berra, R (1.5)<br>OBP: 0.293, SLG: 0.297       |                              |                                 | F8                           |                                 | K                            |                                 |                              | F7                              |                              | 3                                | 0                            | 0                               | 0                            | 0                               | 1                            | 1                               |  |                                    |                                  |        |  |  |  |  |  |  |  |
| Rick Rhoden, R (1.1)<br>OBP: 0.200, SLG: 0.227      |                              |                                 | 1-3                          |                                 |                              | 1B<br>SF8<br>2B                 |                              | K                               |                              | 3                                | 1                            | 1                               | 0                            | 0                               | 1                            | 0                               |  |                                    |                                  |        |  |  |  |  |  |  |  |
| <b>Inning Stats</b>                                 | R: 0<br>E: 0<br>K: 0<br>S: 3 | H: 0<br>LOB: 0<br>BB: 0<br>P: 3 | R: 1<br>E: 0<br>K: 1<br>S: 6 | H: 1<br>LOB: 0<br>BB: 0<br>P: 6 | R: 0<br>E: 0<br>K: 0<br>S: 3 | H: 0<br>LOB: 0<br>BB: 0<br>P: 3 | R: 0<br>E: 0<br>K: 1<br>S: 5 | H: 0<br>LOB: 1<br>BB: 1<br>P: 9 | R: 1<br>E: 0<br>K: 1<br>S: 6 | H: 2<br>LOB: 1<br>BB: 1<br>P: 10 | R: 0<br>E: 0<br>K: 0<br>S: 3 | H: 1<br>LOB: 0<br>BB: 0<br>P: 3 | R: 0<br>E: 0<br>K: 0<br>S: 5 | H: 0<br>LOB: 0<br>BB: 0<br>P: 5 | R: 0<br>E: 0<br>K: 0<br>S: 3 | H: 0<br>LOB: 0<br>BB: 0<br>P: 3 | 1B: 2<br>2B: 1<br>3B: 0<br>HR: 1   | SF: 1<br>SAC: 0<br>DP: 2<br>HBP: 0 | WP: 0<br>PB: 0<br>SB: 0<br>CS: 1 | PA: 31 |  |  |  |  |  |  |  |
| <b>PITCHER</b>                                      | IP                           | WLS                             | BF                           | H                               | R                            | ER                              | SO                           | BB                              | IBB                          | HBP                              | BLK                          | WP                              | HR                           | S                               | P                            | ERA                             | WHIP   |                                    |                                  |        |  |  |  |  |  |  |  |
| Scott Sanderson, R (1.1)<br>ERA: 2.61               | 7.0                          |                                 | 25                           | 4                               | 2                            | 2                               | 3                            | 3                               | 0                            | 0                                | 0                            | 0                               | 1                            | 28                              | 40                           | 2.57                            | 1.000  |                                    |                                  |        |  |  |  |  |  |  |  |
| Grant Jackson, L (8.1)<br>ERA: 3.21                 | 2.0                          | W                               | 6                            | 0                               | 0                            | 0                               | 1                            | 0                               | 0                            | 0                                | 0                            | 0                               | 0                            | 8                               | 8                            | 0.00                            | 0.000  |                                    |                                  |        |  |  |  |  |  |  |  |
| Batter  | 1                            | 2                               | 3                            | 4                               | 5                            | 6                               | 7                            | 8                               | 9                            | AB                               | R                            | H                               | RBI                          | BB                              | SO                           | LOB                             | BOTTOM   |                                    |                                  |        |  |  |  |  |  |  |  |
| Warren Cromartie, L (1.3)<br>OBP: 0.362, SLG: 0.394 | G1-6-3<br>1B                 |                                 |                              |                                 |                              |                                 |                              |                                 |                              | 4                                | 0                            | 2                               | 0                            | 0                               | 0                            | 0                               | <b>Pittsburgh Pirates @ Montreal Expos</b><br>Olympic Stadium, Montreal, QB<br>Wed Sep 23 1981, 7:05 PM EDT<br>Att: 10,081 - Unknown |                                    |                                  |        |  |  |  |  |  |  |  |
| Rodney Scott, S (1.4)<br>OBP: 0.314, SLG: 0.245     | G1-6-3                       |                                 | F8                           |                                 | F8                           |                                 |                              |                                 |                              | 4                                | 0                            | 0                               | 0                            | 0                               | 0                            | 2                               |  |                                    |                                  |        |  |  |  |  |  |  |  |
| Andre Dawson, R (1.8)<br>OBP: 0.373, SLG: 0.570     | 6-3                          |                                 |                              |                                 | P2                           |                                 |                              |                                 |                              | 4                                | 0                            | 0                               | 0                            | 0                               | 1                            | 0                               |  |                                    |                                  |        |  |  |  |  |  |  |  |
| Gary Carter, R (1.2)<br>OBP: 0.302, SLG: 0.432      |                              | L8                              |                              |                                 | F7                           |                                 |                              |                                 |                              | 4                                | 0                            | 2                               | 0                            | 0                               | 0                            | 0                               |  |                                    |                                  |        |  |  |  |  |  |  |  |
| Tim Raines, S (8, PR)<br>OBP: 0.391, SLG: 0.438     |                              |                                 |                              |                                 |                              | WP<br>FC5-2<br>2B               |                              |                                 |                              | 0                                | 1                            | 0                               | 0                            | 0                               | 0                            | 0                               |  |                                    |                                  |        |  |  |  |  |  |  |  |
| Bobby Ramos, R (9.2)<br>OBP: 0.262, SLG: 0.308      |                              |                                 |                              |                                 |                              |                                 |                              | 1B<br>2B                        |                              | 0                                | 0                            | 0                               | 0                            | 0                               | 0                            | 0                               |  |                                    |                                  |        |  |  |  |  |  |  |  |
| Larry Parrish, R (1.5)<br>OBP: 0.285, SLG: 0.356    |                              |                                 |                              |                                 |                              | FC5-2<br>WP<br>BB               |                              | FC4-6<br>1B                     |                              | 2                                | 1                            | 2                               | 1                            | 2                               | 0                            | 0                               |  |                                    |                                  |        |  |  |  |  |  |  |  |
| Tim Lincecum, R (1.9)<br>OBP: 0.300, SLG: 0.346     |                              | P6                              |                              |                                 | 1B                           |                                 |                              | L7                              |                              | 4                                | 0                            | 1                               | 0                            | 0                               | 0                            | 5                               |  |                                    |                                  |        |  |  |  |  |  |  |  |
| Terry Francona, L (1.7)<br>OBP: 0.313, SLG: 0.305   |                              | 1-3                             |                              |                                 |                              | FC5-2<br>HBP                    |                              | FC4-6                           |                              | 3                                | 0                            | 1                               | 1                            | 0                               | 0                            | 3                               |  |                                    |                                  |        |  |  |  |  |  |  |  |
| Chris Speier, R (1.6)<br>OBP: 0.315, SLG: 0.301     |                              |                                 |                              |                                 | 5-3                          |                                 |                              |                                 |                              | 2                                | 0                            | 0                               | 0                            | 0                               | 0                            | 2                               |  |                                    |                                  |        |  |  |  |  |  |  |  |
| John Milner, L (6, PH)<br>OBP: 0.315, SLG: 0.388    |                              |                                 |                              |                                 | 5-3                          |                                 |                              |                                 |                              | 1                                | 0                            | 0                               | 0                            | 0                               | 1                            | 3                               |  |                                    |                                  |        |  |  |  |  |  |  |  |
| Mike Phillips, L (7.6)<br>OBP: 0.247, SLG: 0.263    |                              |                                 |                              |                                 |                              | K                               |                              |                                 |                              | 1                                | 0                            | 0                               | 0                            | 0                               | 1                            | 0                               |  |                                    |                                  |        |  |  |  |  |  |  |  |
| Scott Sanderson, R (1.1)<br>OBP: 0.310, SLG: 0.182  |                              |                                 |                              |                                 |                              |                                 |                              |                                 |                              | 2                                | 0                            | 0                               | 0                            | 0                               | 1                            | 0                               |  |                                    |                                  |        |  |  |  |  |  |  |  |
| Rowland Office, L (7, PH)<br>OBP: 0.278, SLG: 0.212 |                              |                                 |                              |                                 |                              |                                 |                              |                                 |                              | 1                                | 0                            | 0                               | 0                            | 0                               | 0                            | 0                               |  |                                    |                                  |        |  |  |  |  |  |  |  |
| Grant Jackson, S (8.1)<br>OBP: 0.313, SLG: 0.394    |                              |                                 |                              |                                 |                              |                                 |                              |                                 |                              | 0                                | 0                            | 0                               | 0                            | 0                               | 0                            | 0                               |  |                                    |                                  |        |  |  |  |  |  |  |  |
| Jerry White, S (8, PH)                              |                              |                                 |                              |                                 |                              |                                 |                              |                                 |                              | 1                                | 1                            | 1                               | 1                            | 0                               | 0                            | 0                               |  |                                    |                                  |        |  |  |  |  |  |  |  |
| <b>Inning Stats</b>                                 | R: 0<br>E: 0<br>K: 0<br>S: 3 | H: 1<br>LOB: 0<br>BB: 0<br>P: 3 | R: 0<br>E: 0<br>K: 0<br>S: 4 | H: 1<br>LOB: 0<br>BB: 0<br>P: 4 | R: 0<br>E: 0<br>K: 1<br>S: 6 | H: 1<br>LOB: 1<br>BB: 0<br>P: 6 | R: 1<br>E: 0<br>K: 0<br>S: 5 | H: 2<br>LOB: 2<br>BB: 1<br>P: 9 | R: 0<br>E: 0<br>K: 1<br>S: 6 | H: 0<br>LOB: 0<br>BB: 0<br>P: 3  | R: 0<br>E: 0<br>K: 1<br>S: 7 | H: 2<br>LOB: 2<br>BB: 0<br>P: 7 | R: 1<br>E: 0<br>K: 1<br>S: 4 | H: 1<br>LOB: 0<br>BB: 0<br>P: 4 | R: 1<br>E: 0<br>K: 1<br>S: 4 | H: 1<br>LOB: 0<br>BB: 0<br>P: 4 | 1B: 5<br>2B: 3<br>3B: 0<br>HR: 1   | SF: 0<br>SAC: 0<br>DP: 1<br>HBP: 1 | WP: 1<br>PB: 0<br>SB: 0<br>CS: 0 | PA: 36 |  |  |  |  |  |  |  |
| <b>PITCHER</b>                                      | IP                           | WLS                             | BF                           | H                               | R                            | ER                              | SO                           | BB                              | IBB                          | HBP                              | BLK                          | WP                              | HR                           | S                               | P                            | ERA                             | WHIP   |                                    |                                  |        |  |  |  |  |  |  |  |
| Rick Rhoden, R (1.1)<br>ERA: 4.17                   | 8.1                          | L                               | 36                           | 9                               | 3                            | 3                               | 4                            | 2                               | 0                            | 1                                | 0                            | 1                               | 1                            | 41                              | 50                           | 3.24                            | 1.320  |                                    |                                  |        |  |  |  |  |  |  |  |

AB 27  
R 2  
H 4  
RBI 2  
BB 3  
SO 4  
LOB 8



AB 33  
R 3  
H 9  
RBI 3  
BB 2  
SO 4  
LOB 15





| Batter  | 1   | 2  | 3   | 4                               | 5                            | 6                               | 7                            | 8                               | 9                            | AB                              | R                            | H                               | RBI                          | BB  | SO                           | LOB                             | TOP  |                              |                                 |                                  |                                    |                                  |        |
|---|---|--|---|---------------------------------|------------------------------|---------------------------------|------------------------------|---------------------------------|------------------------------|---------------------------------|------------------------------|---------------------------------|------------------------------|---|------------------------------|---------------------------------|--|------------------------------|---------------------------------|----------------------------------|------------------------------------|----------------------------------|--------|
| Omar Moreno, L<br>OBP: 0.329, SLG: 0.372<br>(1, 8)  | G3  |  | K   |                                 |                              | G3                              |                              | FC3-6<br>1B                     |                              | 4                               | 1                            | 0                               | 0                            | 0   | 1                            | 3                               | <b>Pittsburgh Pirates @ Montreal Expos</b><br>Olympic Stadium, Montreal, QB<br>Thu Sep 24 1981, 7:05 PM EDT<br>Att: 23,459 - Unknown |                              |                                 |                                  |                                    |                                  |        |
| Tim Foli, R<br>OBP: 0.279, SLG: 0.282<br>(1, 6)   | P6  |  |   | 1-3                             |                              | K                               |                              | 1B<br>2H                        |                              | 4                               | 0                            | 1                               | 1                            | 0   | 1                            | 1                               |  |                              |                                 |                                  |                                    |                                  |        |
| Bill Madlock, R<br>OBP: 0.415, SLG: 0.494<br>Dale Berra, R<br>OBP: 0.296, SLG: 0.300<br>(1, 5)<br>(6, 5)  | 6-3   |  |   | 6-3                             |                              | G2                              |                              | 1B<br>1-2                       |                              | 3                               | 0                            | 0                               | 0                            | 0   | 0                            | 1                               |  |                              |                                 |                                  |                                    |                                  |        |
| Bill Robinson, R<br>OBP: 0.258, SLG: 0.328<br>Jason Thompson, L<br>OBP: 0.374, SLG: 0.482<br>(8, PH)<br>(8, 3)  | K   |  |   | G3                              |                              |                                 | P4                           | K                               |                              | 3                               | 0                            | 0                               | 0                            | 0   | 1                            | 0                               |  |                              |                                 |                                  |                                    |                                  |        |
| Dave Parker, L<br>OBP: 0.283, SLG: 0.447<br>(1, 9)  | G3  |  |   |                                 | 3-1                          |                                 | K                            |                                 | FC6-4<br>1B                  | 4                               | 0                            | 1                               | 0                            | 0   | 1                            | 0                               |  |                              |                                 |                                  |                                    |                                  |        |
| Lee Lacy, R<br>OBP: 0.306, SLG: 0.363<br>(1, 7)   | K   |  |   |                                 | F9                           |                                 |                              | FC6-4<br>1-2                    |                              | 4                               | 0                            | 1                               | 0                            | 0   | 1                            | 1                               |  |                              |                                 |                                  |                                    |                                  |        |
| Johnny Ray, S<br>OBP: 0.313, SLG: 0.413<br>(1, 4)   |   |  | 5-3   |                                 |                              | 5-3                             |                              | P5                              |                              | 4                               | 0                            | 1                               | 0                            | 0   | 0                            | 2                               |  |                              |                                 |                                  |                                    |                                  |        |
| Steve Nicosia, R<br>OBP: 0.283, SLG: 0.312<br>Willie Montanez, L<br>OBP: 0.242, SLG: 0.255<br>(9, PH)<br>(9, 1)   | F7  |  |   | K                               |                              |                                 |                              | 6-3                             | 5-3                          | 3                               | 0                            | 0                               | 0                            | 0   | 1                            | 1                               |  |                              |                                 |                                  |                                    |                                  |        |
| Odell Jones, R<br>OBP: 0.125, SLG: 0.125<br>Kurt Bevacqua, R<br>OBP: 0.337, SLG: 0.476<br>Don Robinson, R<br>OBP: 0.332, SLG: 0.273<br>Victor Cruz, R<br>(7, 1)<br>Tony Peña, R<br>OBP: 0.316, SLG: 0.375<br>Doe Boyland, L<br>(8, PH)<br>Enrique Romo, R<br>(8, 1) |   |  |   |                                 |                              | G3<br>BB                        |                              | FC3-6<br>1B                     |                              | 1                               | 0                            | 1                               | 0                            | 0   | 0                            | 0                               |  |                              |                                 |                                  |                                    |                                  |        |
| <b>Inning Stats</b>   | R: 0<br>E: 0<br>K: 0<br>S: 3  | H: 0<br>LOB: 0<br>BB: 0<br>P: 3  | R: 0<br>E: 0<br>K: 2<br>S: 7  | H: 0<br>LOB: 0<br>BB: 0<br>P: 7 | R: 0<br>E: 0<br>K: 1<br>S: 6 | H: 1<br>LOB: 1<br>BB: 0<br>P: 6 | R: 0<br>E: 0<br>K: 0<br>S: 3 | H: 0<br>LOB: 0<br>BB: 0<br>P: 3 | R: 0<br>E: 0<br>K: 1<br>S: 6 | H: 1<br>LOB: 1<br>BB: 0<br>P: 6 | R: 0<br>E: 0<br>K: 1<br>S: 5 | H: 0<br>LOB: 1<br>BB: 1<br>P: 9 | R: 0<br>E: 0<br>K: 1<br>S: 6 | H: 1<br>LOB: 1<br>BB: 0<br>P: 6   | R: 1<br>E: 1<br>K: 1<br>S: 8 | H: 3<br>LOB: 2<br>BB: 0<br>P: 8 |  | R: 0<br>E: 0<br>K: 0<br>S: 4 | H: 1<br>LOB: 1<br>BB: 0<br>P: 4 | 1B: 6<br>2B: 1<br>3B: 0<br>HR: 0 | SF: 0<br>SAC: 0<br>DP: 0<br>HBP: 0 | WP: 0<br>PB: 0<br>SB: 0<br>CS: 0 | PA: 35 |
| <b>PITCHER</b>  | IP<br>WLS<br>BF<br>H<br>R<br>ER<br>SO<br>BB<br>IBB<br>HBP<br>BLK<br>WP<br>HR<br>S<br>P<br>ERA<br>WHIP | 7.2<br>W<br>30<br>6<br>1<br>1<br>6<br>1<br>0<br>0<br>0<br>0<br>0<br>0<br>41<br>45<br>1.17<br>0.913 | 1.1<br>L<br>5<br>1<br>0<br>0<br>1<br>0<br>0<br>0<br>0<br>0<br>0<br>0<br>7<br>7<br>0.00<br>0.750 | <b>PITCHER</b>                  |                              |                                 |                              |                                 |                              |                                 |                              |                                 |                              | IP<br>WLS<br>BF<br>H<br>R<br>ER<br>SO<br>BB<br>IBB<br>HBP<br>BLK<br>WP<br>HR<br>S<br>P<br>ERA<br>WHIP |                              |                                 |  |                              |                                 |                                  |                                    |                                  |        |
| Bill Lee, L<br>ERA: 2.45<br>Jeff Reardon, R<br>ERA: 2.35  |   |  |   |                                 |                              |                                 |                              |                                 |                              |                                 |                              |                                 |                              |   |                              |                                 |  |                              |                                 |                                  |                                    |                                  |        |

AB 34  
R 1  
H 7  
RBI 1  
BB 1  
SO 7  
LOB 12



| Batter   | 1   | 2  | 3   | 4   | 5   | 6                               | 7                            | 8                               | 9                            | AB                              | R                            | H                               | RBI                          | BB                               | SO                           | LOB   | BOTTOM   |                                  |                                    |                                  |        |
|--|---|--|---|---|---|---------------------------------|------------------------------|---------------------------------|------------------------------|---------------------------------|------------------------------|---------------------------------|------------------------------|----------------------------------|------------------------------|---|--|----------------------------------|------------------------------------|----------------------------------|--------|
| Warren Cromartie, L<br>OBP: 0.388, SLG: 0.413<br>(1, 3)  | FC5-6<br>1B   |  | 1-3   |   |   | 4-3<br>SF7<br>2B                |                              | SH1-4<br>2B                     |                              | 5                               | 3                            | 4                               | 1                            | 0                                | 0                            | 0   | <b>Pittsburgh Pirates @ Montreal Expos</b><br>Olympic Stadium, Montreal, QB<br>Thu Sep 24 1981, 7:05 PM EDT<br>Att: 23,459 - Unknown |                                  |                                    |                                  |        |
| Rodney Scott, S<br>OBP: 0.313, SLG: 0.248<br>(1, 4)  | FC5-6<br>S<br>1-2<br>1B   |  | CS<br>2B  |   | 4-3<br>2-3  |                                 | SH1-4<br>1-2                 | F7                              |                              | 4                               | 1                            | 1                               | 0                            | 0                                | 0                            | 2   |  |                                  |                                    |                                  |        |
| Andre Dawson, R<br>OBP: 0.374, SLG: 0.572<br>(1, 8)  | K   |  |   |   | SF7<br>3-H<br>4-0   |                                 | 2B<br>IBB                    |                                 |                              | 2                               | 1                            | 1                               | 1                            | 1                                | 1                            | 1   |  |                                  |                                    |                                  |        |
| Gary Carter, R<br>OBP: 0.307, SLG: 0.437<br>(1, 2)   |   |  | F7  |   |   | FC6-4<br>BB                     |                              | 1B<br>2B                        |                              | 3                               | 1                            | 2                               | 3                            | 1                                | 0                            | 1   |  |                                  |                                    |                                  |        |
| Larry Parrish, R<br>OBP: 0.285, SLG: 0.354<br>(1, 5)   | K   |  |   | K   |   | FC6-4<br>1-2                    |                              | 1B                              |                              | 4                               | 0                            | 1                               | 1                            | 0                                | 2                            | 2   |  |                                  |                                    |                                  |        |
| Tim Wallach, R<br>OBP: 0.304, SLG: 0.349<br>(1, 9)   |   |  |   | E6<br>6-3   |   | G3<br>SH5-3<br>1B               |                              | K                               |                              | 4                               | 0                            | 2                               | 0                            | 0                                | 1                            | 1   |  |                                  |                                    |                                  |        |
| Terry Francona, L<br>OBP: 0.299, SLG: 0.290<br>(1, 7)  |   | F8   |   | 6-3   |   | SH5-3<br>1-2                    |                              | P5                              |                              | 3                               | 0                            | 0                               | 0                            | 0                                | 0                            | 3   |  |                                  |                                    |                                  |        |
| Chris Speier, R<br>OBP: 0.311, SLG: 0.297<br>(1, 6)  |   | F8   |   | F7  |   | G3<br>2-3                       |                              | F7                              |                              | 4                               | 0                            | 0                               | 0                            | 0                                | 0                            | 3   |  |                                  |                                    |                                  |        |
| Bill Lee, L<br>OBP: 0.381, SLG: 0.524<br>Jeff Reardon, R<br>(8, 1)   |   | K  |   |   |   | K<br>HR                         |                              | K                               |                              | 3                               | 1                            | 1                               | 1                            | 0                                | 2                            | 2   |  |                                  |                                    |                                  |        |
| <b>Inning Stats</b>  | R: 1<br>E: 0<br>K: 2<br>S: 9  | H: 2<br>LOB: 1<br>BB: 0<br>P: 9  | R: 0<br>E: 0<br>K: 1<br>S: 6  | H: 1<br>LOB: 1<br>BB: 0<br>P: 6   | R: 0<br>E: 0<br>K: 1<br>S: 4  | H: 2<br>LOB: 1<br>BB: 0<br>P: 4 | R: 0<br>E: 1<br>K: 1<br>S: 6 | H: 0<br>LOB: 1<br>BB: 0<br>P: 6 | R: 2<br>E: 0<br>K: 0<br>S: 5 | H: 2<br>LOB: 1<br>BB: 1<br>P: 9 | R: 0<br>E: 0<br>K: 1<br>S: 6 | H: 1<br>LOB: 1<br>BB: 0<br>P: 6 | R: 3<br>E: 0<br>K: 1<br>S: 8 | H: 3<br>LOB: 1<br>BB: 1<br>P: 12 | R: 1<br>E: 0<br>K: 1<br>S: 6 | H: 1<br>LOB: 0<br>BB: 0<br>P: 6   |  | 1B: 6<br>2B: 4<br>3B: 0<br>HR: 2 | SF: 1<br>SAC: 2<br>DP: 0<br>HBP: 0 | WP: 0<br>PB: 0<br>SB: 1<br>CS: 1 | PA: 38 |
| <b>PITCHER</b>   | IP<br>WLS<br>BF<br>H<br>R<br>ER<br>SO<br>BB<br>IBB<br>HBP<br>BLK<br>WP<br>HR<br>S<br>P<br>ERA<br>WHIP | 5.0<br>L<br>23<br>7<br>3<br>3<br>4<br>7<br>3<br>3<br>4<br>0<br>0<br>10<br>14<br>20.25<br>3.000 | 1.1<br>L<br>9<br>4<br>3<br>3<br>1<br>0<br>1<br>0<br>0<br>0<br>0<br>0<br>4<br>4<br>0.00<br>0.000 | 0.2<br>L<br>2<br>0<br>0<br>0<br>1<br>0<br>0<br>0<br>0<br>0<br>0<br>0<br>4<br>4<br>0.00<br>0.000 | 1.0<br>L<br>4<br>1<br>1<br>1<br>1<br>0<br>0<br>0<br>0<br>0<br>0<br>1<br>6<br>6<br>9.00<br>1.000 | <b>PITCHER</b>                  |                              |                                 |                              |                                 |                              |                                 |                              |                                  |                              | IP<br>WLS<br>BF<br>H<br>R<br>ER<br>SO<br>BB<br>IBB<br>HBP<br>BLK<br>WP<br>HR<br>S<br>P<br>ERA<br>WHIP |  |                                  |                                    |                                  |        |
| Odell Jones, R<br>ERA: 3.06<br>Don Robinson, R<br>ERA: 6.62<br>Victor Cruz, R<br>ERA: 2.73<br>Enrique Romo, R<br>ERA: 4.73 |   |  |   |   |   |                                 |                              |                                 |                              |                                 |                              |                                 |                              |                                  |                              |   |  |                                  |                                    |                                  |        |

AB 33  
R 7  
H 12  
RBI 7  
BB 2  
SO 7  
LOB 15





| Batter                    | 1                            | 2                               | 3                            | 4                               | 5                            | 6                               | 7                            | 8                               | 9                            | AB                              | R                            | H                               | RBI                          | BB                              | SO                           | LOB                             | TOP  |                                 |                                  |                                    |                                  |        |
|---------------------------|------------------------------|---------------------------------|------------------------------|---------------------------------|------------------------------|---------------------------------|------------------------------|---------------------------------|------------------------------|---------------------------------|------------------------------|---------------------------------|------------------------------|---------------------------------|------------------------------|---------------------------------|--|---------------------------------|----------------------------------|------------------------------------|----------------------------------|--------|
| Warren Cromartie, L (1.3) | 0-0<br>FC3-6<br>1B           |                                 |                              | 0-3<br>K                        |                              | 0-0<br>F5                       |                              | 0-0<br>4-3<br>1B                |                              | 4                               | 0                            | 2                               | 0                            | 0                               | 1                            | 0                               | <b>Montreal Expos @ St. Louis Cardinals</b><br>Busch Stadium, St. Louis, MO<br>Mon Sep 28 1981, 7:05 PM CDT<br>Att: 21,216 - Unknown |                                 |                                  |                                    |                                  |        |
| Rodney Scott, S (1.4)     | 0-0<br>FC3-6<br>CS           |                                 |                              | 0-0<br>2B<br>1B                 |                              | 0-0<br>F9                       |                              | 0-0<br>4-3                      |                              | 4                               | 0                            | 1                               | 0                            | 0                               | 0                            | 2                               |  |                                 |                                  |                                    |                                  |        |
| Andre Dawson, R (1.8)     | 0-0<br>4-3                   |                                 |                              | 0-0<br>2B<br>1B                 |                              | 0-0<br>4-3                      |                              | 0-0<br>F8                       |                              | 4                               | 1                            | 1                               | 0                            | 0                               | 0                            | 2                               |  |                                 |                                  |                                    |                                  |        |
| Gary Carter, R (1.2)      |                              | 0-0<br>F8                       |                              | 0-0<br>2B                       |                              |                                 |                              | 0-0<br>F8                       |                              | 4                               | 0                            | 1                               | 1                            | 0                               | 0                            | 0                               |  |                                 |                                  |                                    |                                  |        |
| Larry Parrish, R (1.5)    |                              | 0-3<br>K                        |                              | 0-0<br>F7                       |                              |                                 |                              | 0-0<br>HR                       |                              | 4                               | 1                            | 1                               | 1                            | 0                               | 2                            | 1                               |  |                                 |                                  |                                    |                                  |        |
| Tim Lincecum, R (1.9)     |                              | 0-0<br>F9                       |                              |                                 | 0-0<br>5-3                   |                                 |                              | 0-0<br>2B                       |                              | 4                               | 0                            | 1                               | 0                            | 0                               | 0                            | 0                               |  |                                 |                                  |                                    |                                  |        |
| Jerry White, S (1.7)      |                              |                                 | 0-0<br>F8                    |                                 | 4-0<br>BB                    |                                 |                              | 0-0<br>5-3                      |                              | 2                               | 0                            | 0                               | 0                            | 1                               | 0                            | 1                               |  |                                 |                                  |                                    |                                  |        |
| Chris Speier, R (1.6)     |                              |                                 | 0-0<br>CS<br>1B              |                                 | 0-0<br>L8                    |                                 |                              | 0-0<br>6-3                      |                              | 3                               | 0                            | 1                               | 0                            | 0                               | 0                            | 2                               |  |                                 |                                  |                                    |                                  |        |
| Scott Sanderson, R (1.1)  |                              |                                 | 0-3<br>K                     |                                 | 0-3<br>K                     |                                 |                              | 0-0<br>F9                       |                              | 1                               | 0                            | 0                               | 0                            | 0                               | 1                            | 1                               |  |                                 |                                  |                                    |                                  |        |
| Inning Stats              | R: 0<br>E: 0<br>K: 0<br>S: 3 | H: 1<br>LOB: 0<br>BB: 0<br>P: 3 | R: 0<br>E: 0<br>K: 1<br>S: 5 | H: 0<br>LOB: 0<br>BB: 0<br>P: 5 | R: 0<br>E: 0<br>K: 1<br>S: 5 | H: 1<br>LOB: 0<br>BB: 0<br>P: 5 | R: 1<br>E: 0<br>K: 1<br>S: 7 | H: 3<br>LOB: 1<br>BB: 0<br>P: 7 | R: 0<br>E: 0<br>K: 1<br>S: 5 | H: 0<br>LOB: 1<br>BB: 1<br>P: 9 | R: 0<br>E: 0<br>K: 0<br>S: 3 | H: 0<br>LOB: 0<br>BB: 0<br>P: 3 | R: 1<br>E: 0<br>K: 0<br>S: 5 | H: 2<br>LOB: 1<br>BB: 0<br>P: 5 | R: 0<br>E: 0<br>K: 0<br>S: 4 | H: 1<br>LOB: 1<br>BB: 0<br>P: 4 | R: 0<br>E: 0<br>K: 1<br>S: 5   | H: 0<br>LOB: 0<br>BB: 0<br>P: 5 | 1B: 4<br>2B: 3<br>3B: 0<br>HR: 1 | SF: 0<br>SAC: 0<br>DP: 0<br>HBP: 0 | WP: 0<br>PB: 0<br>SB: 0<br>CS: 2 | PA: 33 |
| PITCHER                   | IP                           | WLS                             | BF                           | H                               | R                            | ER                              | SO                           | BB                              | IBB                          | HBP                             | BLK                          | WP                              | HR                           | S                               | P                            | ERA                             | WHIP   |                                 |                                  |                                    |                                  |        |
| John Martin, L (1.1)      | 6.1                          | W                               | 24                           | 7                               | 2                            | 2                               | 4                            | 1                               | 0                            | 0                               | 0                            | 0                               | 1                            | 31                              | 35                           | 2.84                            | 1.263  |                                 |                                  |                                    |                                  |        |
| Jim Kaat, L (7.1)         | 2.2                          | S                               | 9                            | 1                               | 0                            | 0                               | 1                            | 0                               | 0                            | 0                               | 0                            | 0                               | 0                            | 11                              | 11                           | 0.00                            | 0.375  |                                 |                                  |                                    |                                  |        |

| Batter                   | 1                            | 2                               | 3                            | 4                               | 5                            | 6                                | 7                            | 8                               | 9                            | AB                              | R                            | H                                | RBI                          | BB                              | SO                           | LOB                             | BOTTOM   |                                    |                                  |        |  |
|--------------------------|------------------------------|---------------------------------|------------------------------|---------------------------------|------------------------------|----------------------------------|------------------------------|---------------------------------|------------------------------|---------------------------------|------------------------------|----------------------------------|------------------------------|---------------------------------|------------------------------|---------------------------------|--|------------------------------------|----------------------------------|--------|--|
| Tom Herr, S (1.4)        | 0-0<br>4-3                   |                                 |                              | 0-3<br>K                        |                              |                                  |                              | 0-0<br>F7                       |                              | 5                               | 1                            | 1                                | 0                            | 0                               | 1                            | 4                               | <b>Montreal Expos @ St. Louis Cardinals</b><br>Busch Stadium, St. Louis, MO<br>Mon Sep 28 1981, 7:05 PM CDT<br>Att: 21,216 - Unknown |                                    |                                  |        |  |
| Garry Templeton, S (1.6) | 0-0<br>L7                    |                                 |                              | 0-0<br>FC6-4<br>SF9<br>1B       | 0-0<br>6-3                   |                                  |                              | 0-0<br>2B<br>1B                 |                              | 4                               | 2                            | 2                                | 0                            | 0                               | 0                            | 0                               |  |                                    |                                  |        |  |
| Keith Hernandez, L (1.3) | 0-0<br>L9                    |                                 |                              | 0-0<br>FC6-4<br>1B              | 0-3<br>K                     |                                  |                              | 0-0<br>2B                       |                              | 4                               | 0                            | 2                                | 0                            | 0                               | 1                            | 0                               |  |                                    |                                  |        |  |
| George Hendrick, R (1.9) |                              | 0-0<br>F8                       |                              | 0-0<br>FC6-4<br>2B              | 0-0<br>F8                    |                                  |                              | 4-0<br>IBB                      |                              | 3                               | 1                            | 0                                | 1                            | 1                               | 0                            | 2                               |  |                                    |                                  |        |  |
| Dane Iorg, L (1.7)       |                              | 0-0<br>4-3                      |                              | 0-0<br>SF9                      |                              |                                  |                              | 0-0<br>SF7-2-5                  |                              | 1                               | 0                            | 0                                | 1                            | 0                               | 0                            | 0                               |  |                                    |                                  |        |  |
| Tito Landrum, R (6.7)    |                              |                                 |                              | 0-0<br>3H                       |                              | 0-0<br>FC1-2<br>1B               |                              | 0-0<br>SF7-2-5                  |                              | 1                               | 0                            | 1                                | 1                            | 0                               | 0                            | 0                               |  |                                    |                                  |        |  |
| Ken Oberkfell, L (1.5)   |                              | 0-0<br>L7                       |                              | 0-0<br>2B<br>1B                 |                              | 0-3<br>K                         |                              | 0-0<br>FC1-5<br>2B              |                              | 4                               | 1                            | 2                                | 0                            | 0                               | 1                            | 1                               |  |                                    |                                  |        |  |
| Darrell Porter, L (1.2)  |                              |                                 | 0-3<br>K                     | 0-0<br>1B<br>2B                 |                              | 1-0<br>FC1-2<br>HBP              |                              | 0-0<br>1-3                      |                              | 3                               | 1                            | 1                                | 2                            | 0                               | 1                            | 1                               |  |                                    |                                  |        |  |
| David Green, R (1.8)     |                              |                                 | 0-0<br>P4                    | 4-0<br>1B<br>IBB                |                              | 0-0<br>FC1-2                     |                              | 4-0<br>FC1-5<br>BB              |                              | 2                               | 0                            | 0                                | 0                            | 2                               | 0                            | 2                               |  |                                    |                                  |        |  |
| John Martin, S (1.1)     |                              |                                 | 0-3<br>K                     | 0-0<br>1B                       |                              | 0-0<br>K                         |                              | 0-0<br>FC1-5                    |                              | 3                               | 0                            | 1                                | 1                            | 0                               | 2                            | 2                               |  |                                    |                                  |        |  |
| Inning Stats             | R: 0<br>E: 0<br>K: 0<br>S: 3 | H: 0<br>LOB: 0<br>BB: 0<br>P: 3 | R: 0<br>E: 0<br>K: 2<br>S: 7 | H: 0<br>LOB: 0<br>BB: 0<br>P: 7 | R: 5<br>E: 0<br>K: 0<br>S: 9 | H: 6<br>LOB: 2<br>BB: 1<br>P: 13 | R: 0<br>E: 0<br>K: 1<br>S: 5 | H: 0<br>LOB: 0<br>BB: 0<br>P: 5 | R: 0<br>E: 0<br>K: 2<br>S: 8 | H: 1<br>LOB: 2<br>BB: 0<br>P: 9 | R: 1<br>E: 0<br>K: 1<br>S: 6 | H: 2<br>LOB: 1<br>BB: 1<br>P: 10 | R: 0<br>E: 0<br>K: 0<br>S: 4 | H: 1<br>LOB: 2<br>BB: 1<br>P: 8 | R: 0<br>E: 0<br>K: 1<br>S: 5 | H: 0<br>LOB: 0<br>BB: 0<br>P: 5 | 1B: 7<br>2B: 4<br>3B: 0<br>HR: 0   | SF: 2<br>SAC: 0<br>DP: 1<br>HBP: 1 | WP: 0<br>PB: 0<br>SB: 1<br>CS: 0 | PA: 37 |  |
| PITCHER                  | IP                           | WLS                             | BF                           | H                               | R                            | ER                               | SO                           | BB                              | IBB                          | HBP                             | BLK                          | WP                               | HR                           | S                               | P                            | ERA                             | WHIP   |                                    |                                  |        |  |
| Scott Sanderson, R (1.1) | 3.2                          | L                               | 15                           | 4                               | 4                            | 4                                | 2                            | 0                               | 0                            | 0                               | 0                            | 0                                | 0                            | 3                               | 7                            | 27.00                           | 6.000  |                                    |                                  |        |  |
| Grant Jackson, L (4.1)   | 0.1                          |                                 | 4                            | 2                               | 1                            | 1                                | 0                            | 0                               | 1                            | 0                               | 0                            | 0                                | 0                            | 3                               | 7                            | 27.00                           | 6.000  |                                    |                                  |        |  |
| Tom Gorman, L (5.1)      | 3.0                          |                                 | 13                           | 3                               | 1                            | 1                                | 4                            | 0                               | 1                            | 1                               | 0                            | 0                                | 0                            | 19                              | 24                           | 3.00                            | 1.000  |                                    |                                  |        |  |
| Elias Sosa, R (8.1)      | 1.0                          |                                 | 5                            | 1                               | 0                            | 0                                | 0                            | 1                               | 0                            | 0                               | 0                            | 0                                | 0                            | 4                               | 8                            | 0.00                            | 2.000  |                                    |                                  |        |  |



| Batter  | 1   | 2   | 3   | 4                               | 5                            | 6                               | 7                            | 8                               | 9                            | AB                              | R                            | H                               | RBI                          | BB                              | SO                           | LOB                             | TOP  |                                  |                                    |                                  |
|---|---|---|---|---------------------------------|------------------------------|---------------------------------|------------------------------|---------------------------------|------------------------------|---------------------------------|------------------------------|---------------------------------|------------------------------|---------------------------------|------------------------------|---------------------------------|--|----------------------------------|------------------------------------|----------------------------------|
| Warren Cromartie, L<br>OBP: 0.372, SLG: 0.417<br>Rowland Office, L<br>OBP: 0.263, SLG: 0.200                              | 0-0<br>1B<br>2B   |   | 0-0<br>1B<br>1B   |                                 | 0-3<br>K                     |                                 |                              | 0-0<br>F7                       |                              | 2                               | 1                            | 2                               | 0                            | 0                               | 0                            | 0                               | <b>Montreal Expos @ St. Louis Cardinals</b><br>Busch Stadium, St. Louis, MO<br>Tue Sep 29 1981, 7:05 PM CDT<br>Att: 40,488 - Unknown |                                  |                                    |                                  |
| Rodney Scott, S<br>OBP: 0.314, SLG: 0.257   | 0-0<br>PB<br>6-3<br>2H<br>1B  |   | 0-0<br>CS<br>1B<br>1B   |                                 | 0-3<br>K                     |                                 |                              | 0-0<br>F9                       |                              | 4                               | 1                            | 2                               | 1                            | 0                               | 1                            | 0                               |  |                                  |                                    |                                  |
| Andre Dawson, R<br>OBP: 0.368, SLG: 0.559   | 0-0<br>6-3<br>2H  |   | 0-0<br>CS<br>1B<br>1B   |                                 | 0-0<br>G5-4-3<br>1B          |                                 |                              | 0-0<br>F9                       |                              | 4                               | 0                            | 2                               | 2                            | 0                               | 0                            | 0                               |  |                                  |                                    |                                  |
| Gary Carter, R<br>OBP: 0.309, SLG: 0.437  | 0-0<br>6-3<br>2B  |   | 0-3<br>K<br>1-2<br>2-3  |                                 | 0-0<br>G5-4-3<br>1-2         |                                 |                              | 0-0<br>2B<br>2B                 |                              | 4                               | 1                            | 2                               | 0                            | 0                               | 1                            | 3                               |  |                                  |                                    |                                  |
| Larry Parrish, R<br>OBP: 0.288, SLG: 0.369  | 0-0<br>6-3<br>2-3   |   | 0-0<br>1-3  |                                 | 0-3<br>K                     |                                 |                              | 0-0<br>2B<br>2H<br>2B           |                              | 4                               | 0                            | 1                               | 1                            | 0                               | 1                            | 3                               |  |                                  |                                    |                                  |
| Tim Lincecum, R<br>OBP: 0.305, SLG: 0.353   | 0-0<br>6-3  |   | 0-0<br>F7   |                                 | 0-3<br>K                     |                                 |                              | 0-0<br>F8                       |                              | 4                               | 0                            | 0                               | 0                            | 0                               | 1                            | 2                               |  |                                  |                                    |                                  |
| Terry Francona, L<br>OBP: 0.313, SLG: 0.333   |   | 0-0<br>L9   |   | 0-0<br>F8                       |                              | 0-3<br>K                        |                              | 0-3<br>K                        |                              | 4                               | 0                            | 0                               | 0                            | 0                               | 2                            | 1                               |  |                                  |                                    |                                  |
| Chris Speier, R<br>OBP: 0.312, SLG: 0.292   |   | 0-0<br>P2   |   | 0-0<br>F8                       |                              | 0-0<br>6-3                      |                              |                                 |                              | 3                               | 0                            | 0                               | 0                            | 0                               | 0                            | 0                               |  |                                  |                                    |                                  |
| Bill Lee, L<br>Bryn Smith, R<br>Brad Mills, L<br>Grant Jackson, S<br>Elias Sosa, R<br>Wallace Johnson, S<br>Tom Gorman, L |   | 0-0<br>G3   |   | 0-0<br>1-3                      |                              | 0-0<br>6-3                      |                              |                                 |                              | 1                               | 0                            | 0                               | 0                            | 0                               | 0                            | 0                               |  |                                  |                                    |                                  |
| <b>Inning Stats</b>   | R: 2<br>E: 0<br>K: 0<br>S: 6  | H: 3<br>LOB: 1<br>BB: 0<br>P: 6   | R: 0<br>E: 0<br>K: 0<br>S: 3  | H: 0<br>LOB: 0<br>BB: 0<br>P: 3 | R: 1<br>E: 0<br>K: 1<br>S: 7 | H: 3<br>LOB: 2<br>BB: 0<br>P: 7 | R: 0<br>E: 0<br>K: 0<br>S: 3 | H: 0<br>LOB: 0<br>BB: 0<br>P: 3 | R: 0<br>E: 0<br>K: 2<br>S: 5 | H: 1<br>LOB: 0<br>BB: 0<br>P: 5 | R: 0<br>E: 0<br>K: 2<br>S: 7 | H: 0<br>LOB: 0<br>BB: 0<br>P: 7 | R: 0<br>E: 0<br>K: 0<br>S: 3 | H: 0<br>LOB: 1<br>BB: 0<br>P: 3 | R: 1<br>E: 0<br>K: 1<br>S: 7 | H: 2<br>LOB: 1<br>BB: 0<br>P: 7 |  | 1B: 5<br>2B: 4<br>3B: 0<br>HR: 0 | SF: 0<br>SAC: 0<br>DP: 1<br>HBP: 0 | WP: 0<br>PB: 1<br>SB: 0<br>CS: 2 |
| <b>PITCHER</b>  | IP<br>WLS<br>BF<br>H<br>R<br>ER<br>SO<br>BB<br>IBB<br>HBP<br>BLK<br>WP<br>HR<br>S<br>P<br>ERA<br>WHIP | 5.0<br>W<br>20<br>6<br>3<br>3<br>3<br>0<br>0<br>0<br>0<br>0<br>0<br>26<br>26<br>5.40<br>1.200 | 4.0<br>S<br>14<br>3<br>1<br>1<br>4<br>0<br>0<br>0<br>0<br>0<br>0<br>22<br>22<br>2.25<br>0.750 |                                 |                              |                                 |                              |                                 |                              |                                 |                              |                                 |                              |                                 |                              |                                 |  |                                  |                                    |                                  |

|     |    |
|-----|----|
| AB  | 34 |
| R   | 4  |
| H   | 9  |
| RBI | 4  |
| BB  | 0  |
| SO  | 7  |
| LOB | 9  |



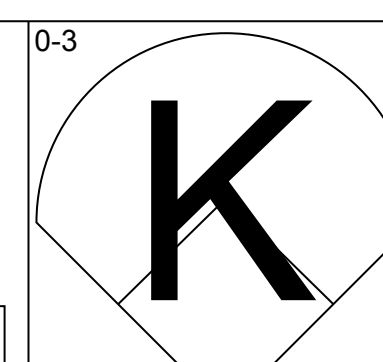
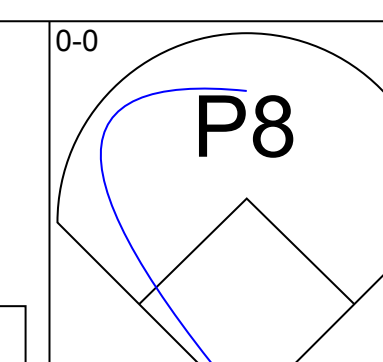
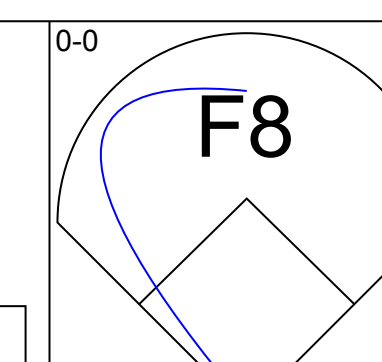
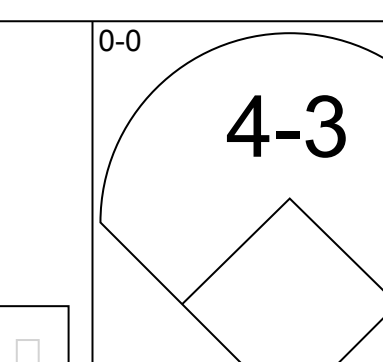
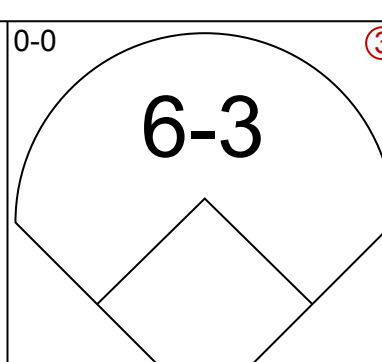
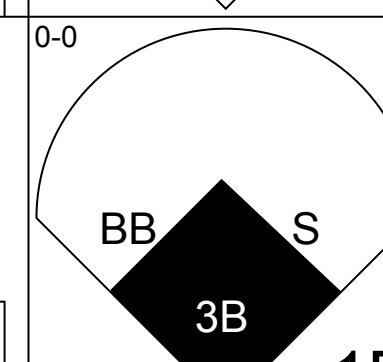
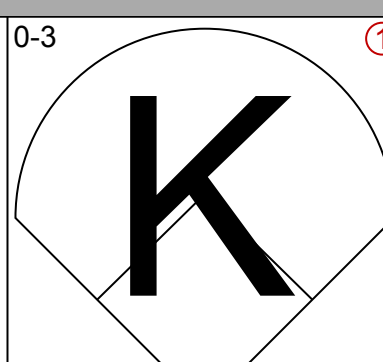
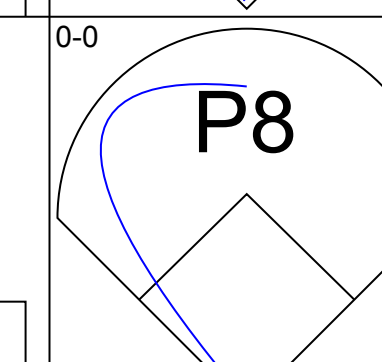
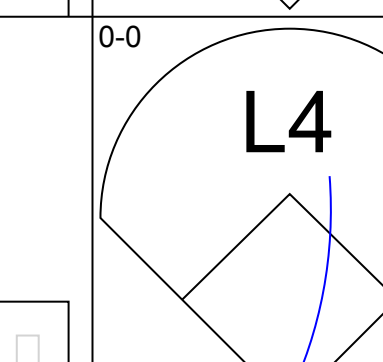
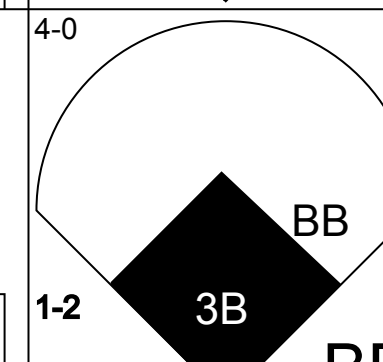
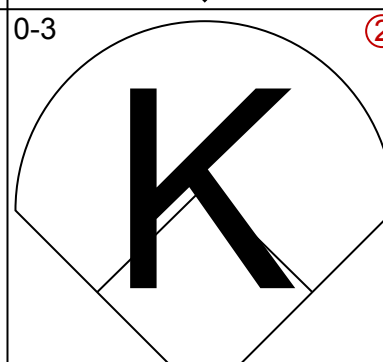
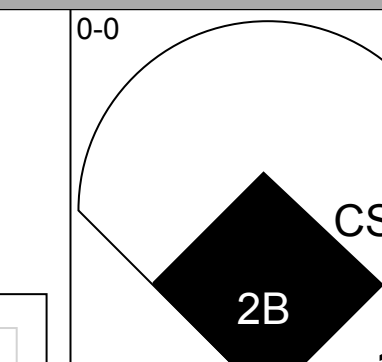
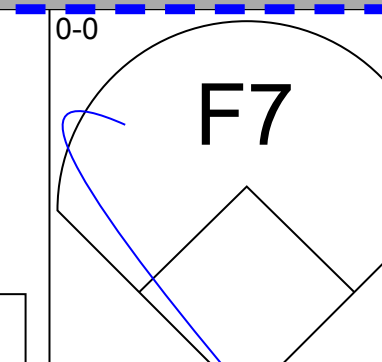
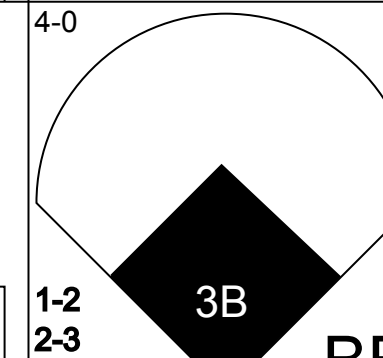
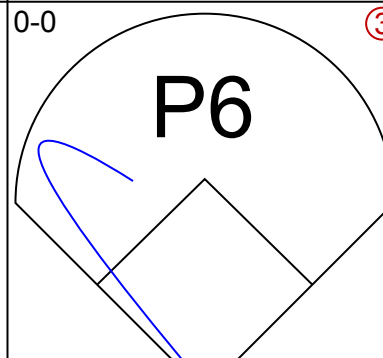
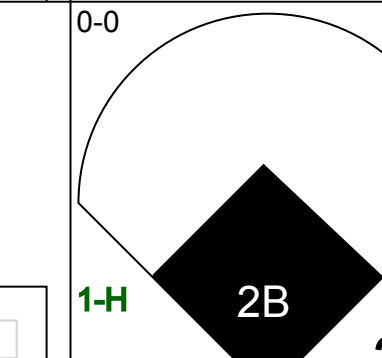
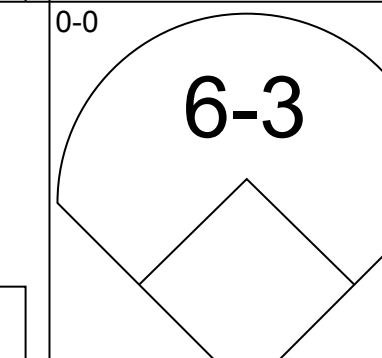
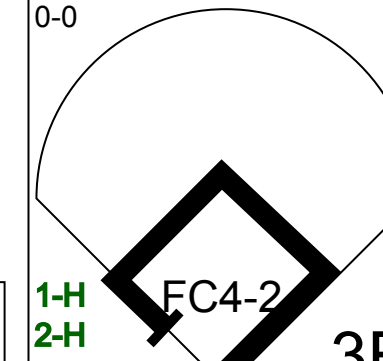
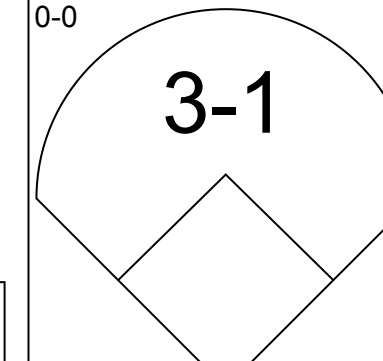
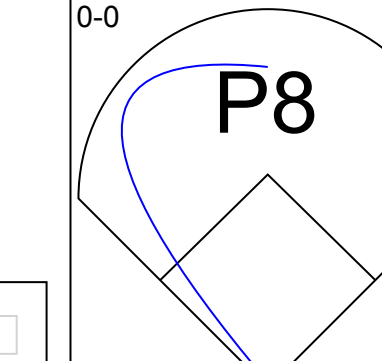
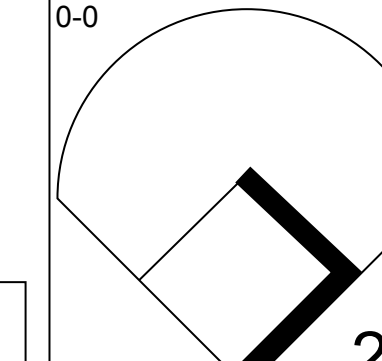
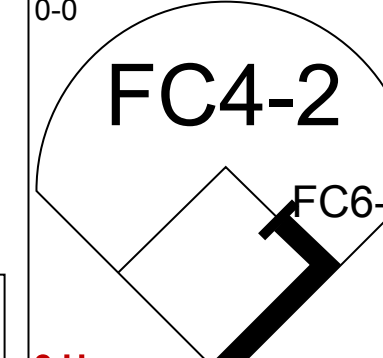
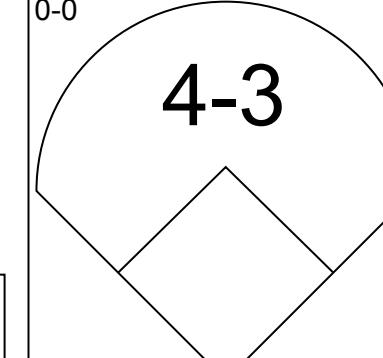
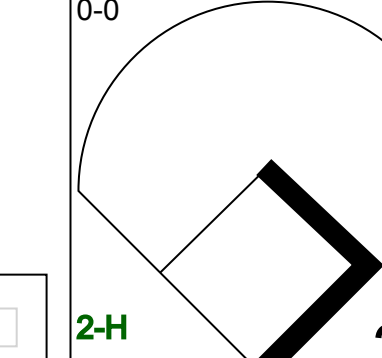
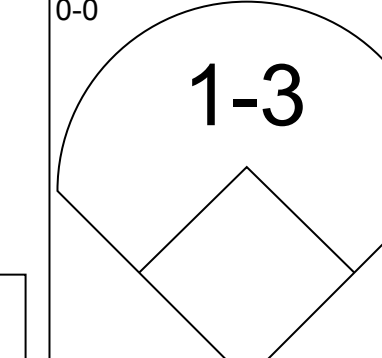
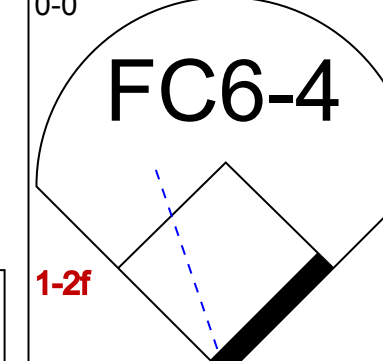
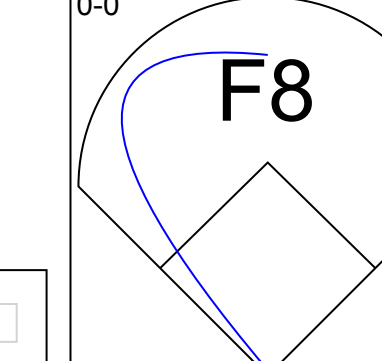

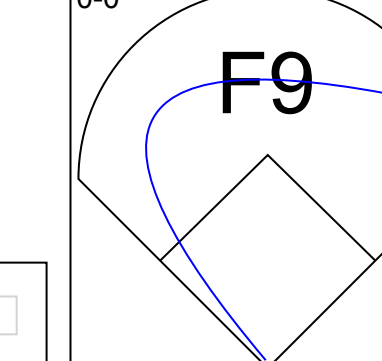
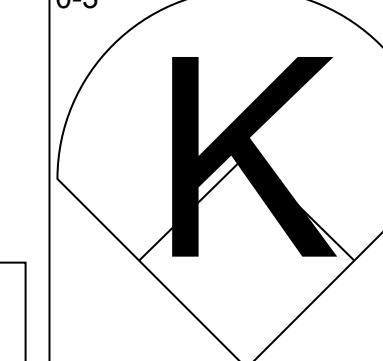
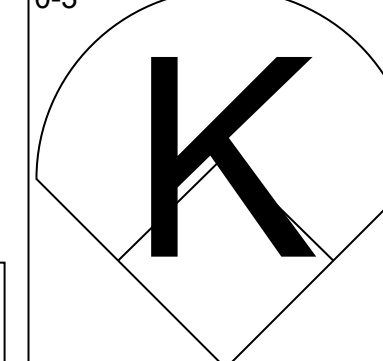
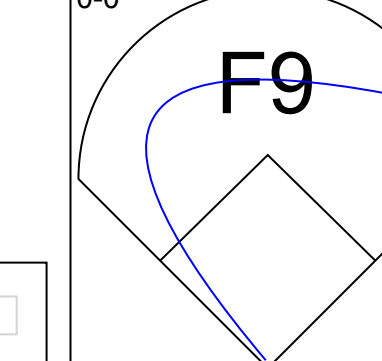
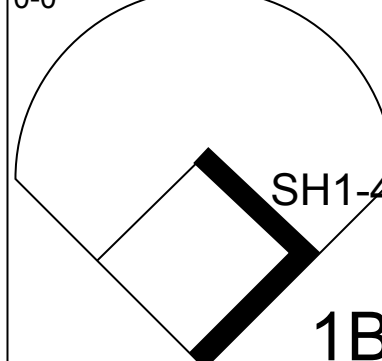
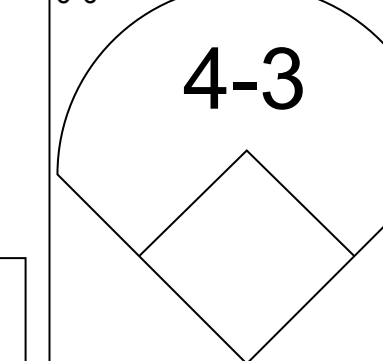
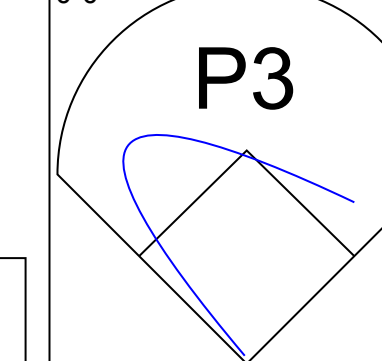
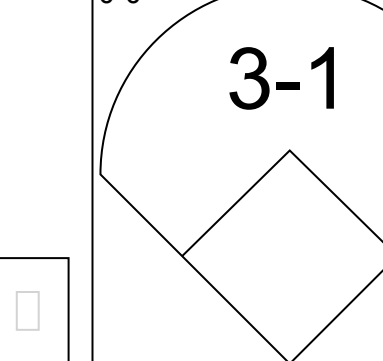
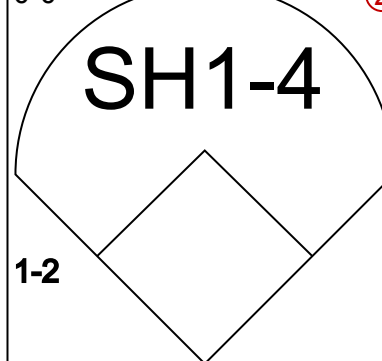
| Batter   | 1   | 2   | 3  | 4  | 5  | 6                                | 7                            | 8                               | 9                            | AB                               | R                            | H                               | RBI                          | BB                              | SO                           | LOB                             | BOTTOM   |                                  |                                    |                                  |        |
|--|---|---|--|--|--|----------------------------------|------------------------------|---------------------------------|------------------------------|----------------------------------|------------------------------|---------------------------------|------------------------------|---------------------------------|------------------------------|---------------------------------|--|----------------------------------|------------------------------------|----------------------------------|--------|
| Tom Herr, S<br>OBP: 0.324, SLG: 0.348              | 0-0<br>6-3  | 0-0<br>SF8<br>3B  |  | 0-0<br>4-3   | 0-0<br>FC4-6<br>1-2  |                                  |                              | 0-0<br>FC6-4<br>1B              |                              | 5                                | 1                            | 2                               | 0                            | 0                               | 0                            | 2                               | <b>Montreal Expos @ St. Louis Cardinals</b><br>Busch Stadium, St. Louis, MO<br>Tue Sep 29 1981, 7:05 PM CDT<br>Att: 40,488 - Unknown |                                  |                                    |                                  |        |
| Gary Templeton, S<br>OBP: 0.315, SLG: 0.398        | 0-0<br>6-3  | 0-0<br>SF8<br>3H  |  | 0-0<br>G3  |  |                                  | 0-0<br>4-3                   | 0-0<br>FC6-4<br>1-2             |                              | 4                                | 0                            | 0                               | 1                            | 0                               | 0                            | 1                               |  |                                  |                                    |                                  |        |
| Keith Hernandez, L<br>OBP: 0.404, SLG: 0.468       | 0-0<br>2B<br>2B<br>1B   | 0-0<br>L9   |  | 4-0<br>PO<br>BB  |  |                                  | 0-0<br>4-3                   |                                 |                              | 3                                | 1                            | 1                               | 0                            | 1                               | 0                            | 0                               |  |                                  |                                    |                                  |        |
| George Hendrick, R<br>OBP: 0.359, SLG: 0.477       | 0-0<br>2B<br>2B   |   | 0-0<br>F9  | 0-0<br>PO<br>1-2   | 0-0<br>WP<br>1B<br>2B  |                                  | 0-0<br>F8                    |                                 |                              | 4                                | 2                            | 2                               | 0                            | 0                               | 0                            | 0                               |  |                                  |                                    |                                  |        |
| Gene Tenace, R<br>Tito Landrum, R                  | 0-0<br>1B<br>2B<br>2H<br>3H   |   | 0-0<br>3B<br>1B  |  | 4-0<br>FC6-2<br>BB   |                                  | 0-0<br>F8                    |                                 |                              | 2                                | 2                            | 2                               | 2                            | 1                               | 0                            | 0                               |  |                                  |                                    |                                  |        |
| Ken Oberkfell, L<br>OBP: 0.354, SLG: 0.378         | 0-0<br>1B<br>1B   |   | 0-0<br>1B<br>3B  |  | 0-0<br>FC6-2<br>SF7<br>1B  |                                  | 0-0<br>G4-6-3<br>1B          |                                 |                              | 4                                | 2                            | 4                               | 3                            | 0                               | 0                            | 0                               |  |                                  |                                    |                                  |        |
| Darrell Porter, L<br>OBP: 0.369, SLG: 0.413        | 0-0<br>FC6-4<br>1B  |   | 4-0<br>1B<br>1B<br>IBB   |  | 0-0<br>FC6-2<br>IBB  |                                  | 0-0<br>G4-6-3<br>1-2         |                                 |                              | 2                                | 0                            | 1                               | 0                            | 2                               | 0                            | 1                               |  |                                  |                                    |                                  |        |
| David Green, R<br>OBP: 0.233, SLG: 0.080           | 0-0<br>FC6-4<br>1-2   |   | 0-0<br>E1<br>1B  |  | 0-0<br>FC6-2<br>FC4-6  |                                  | 0-0<br>F8                    |                                 |                              | 4                                | 0                            | 1                               | 1                            | 0                               | 0                            | 5                               |  |                                  |                                    |                                  |        |
| Joaquin Andujar, S<br>Dane Iorg, L<br>Doug Bair, R | 0-0<br>P6   |   | 0-0<br>K   |  | 0-0<br>SF7<br>3H   |                                  | 0-3<br>K                     |                                 |                              | 2                                | 0                            | 0                               | 0                            | 0                               | 1                            | 1                               |  |                                  |                                    |                                  |        |
| <b>Inning Stats</b>                                | R: 3<br>E: 0<br>K: 0<br>S: 8  | H: 5<br>LOB: 2<br>BB: 0<br>P: 8   | R: 1<br>E: 0<br>K: 0<br>S: 4   | H: 1<br>LOB: 0<br>BB: 0<br>P: 4  | R: 2<br>E: 1<br>K: 1<br>S: 7   | H: 3<br>LOB: 1<br>BB: 1<br>P: 11 | R: 0<br>E: 0<br>K: 0<br>S: 2 | H: 0<br>LOB: 0<br>BB: 1<br>P: 6 | R: 2<br>E: 0<br>K: 0<br>S: 5 | H: 2<br>LOB: 2<br>BB: 2<br>P: 13 | R: 0<br>E: 0<br>K: 0<br>S: 3 | H: 0<br>LOB: 0<br>BB: 0<br>P: 3 | R: 0<br>E: 0<br>K: 0<br>S: 3 | H: 1<br>LOB: 0<br>BB: 0<br>P: 3 | R: 0<br>E: 0<br>K: 1<br>S: 6 | H: 1<br>LOB: 1<br>BB: 0<br>P: 6 |  | 1B: 8<br>2B: 3<br>3B: 2<br>HR: 0 | SF: 2<br>SAC: 0<br>DP: 1<br>HBP: 0 | WP: 1<br>PB: 0<br>SB: 0<br>CS: 0 | PA: 39 |
| <b>PITCHER</b>                                     | IP<br>WLS<br>BF<br>H<br>R<br>ER<br>SO<br>BB<br>IBB<br>HBP<br>BLK<br>WP<br>HR<br>S<br>P<br>ERA<br>WHIP | 2.1<br>L<br>5<br>1<br>0<br>0<br>1<br>1<br>0<br>0<br>0<br>0<br>0<br>6<br>10<br>0.00<br>1.200 | 0.0<br>4<br>2<br>2<br>2<br>0<br>1<br>1<br>0<br>0<br>0<br>1<br>0<br>2<br>10<br>∞<br>∞ | 3.0<br>9<br>1<br>0<br>0<br>0<br>0<br>0<br>0<br>0<br>0<br>0<br>0<br>9<br>9<br>0.00<br>0.333 | 1.0<br>4<br>1<br>0<br>0<br>1<br>0<br>0<br>0<br>0<br>0<br>0<br>0<br>6<br>6<br>0.00<br>1.000 |                                  |                              |                                 |                              |                                  |                              |                                 |                              |                                 |                              |                                 |  |                                  |                                    |                                  |        |

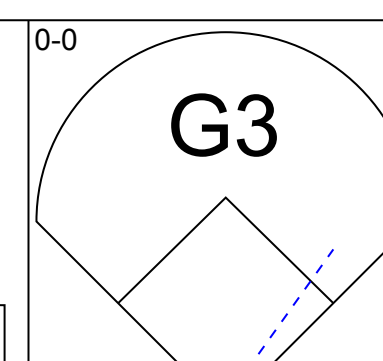
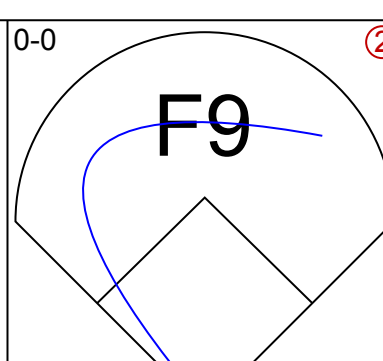
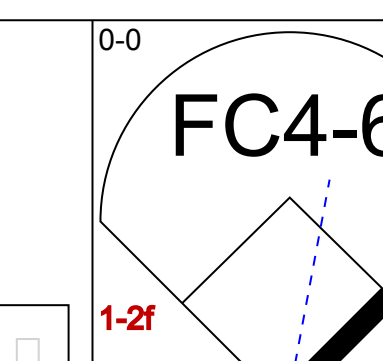
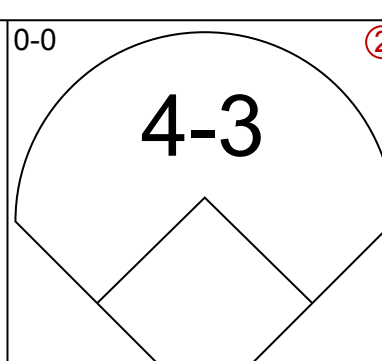
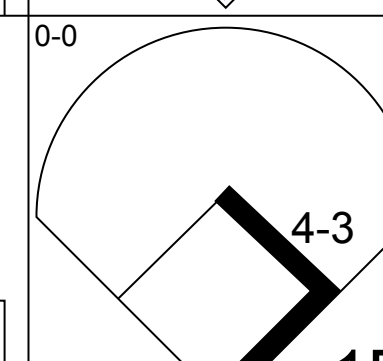
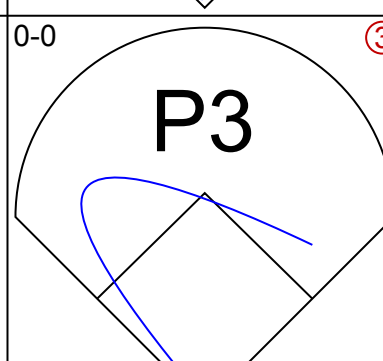
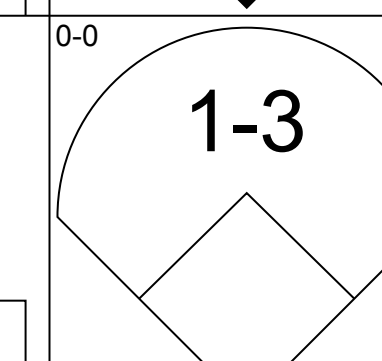
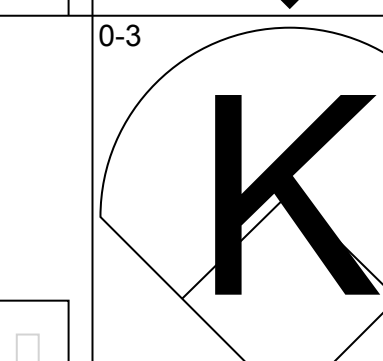
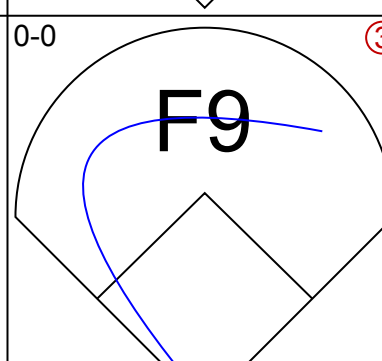
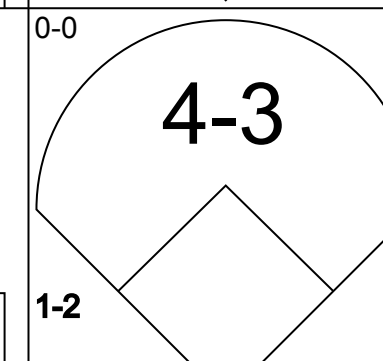
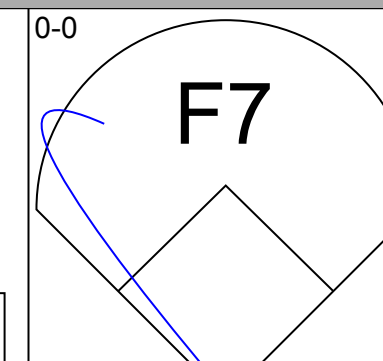
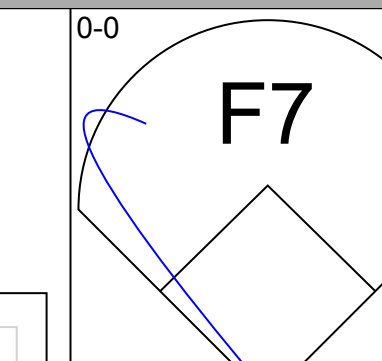
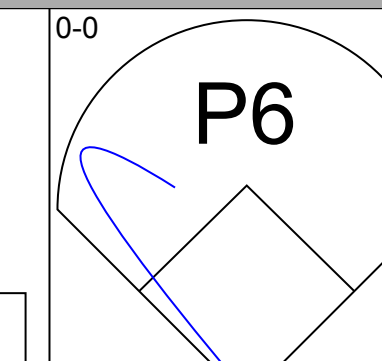
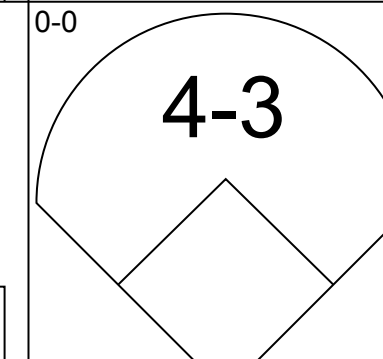
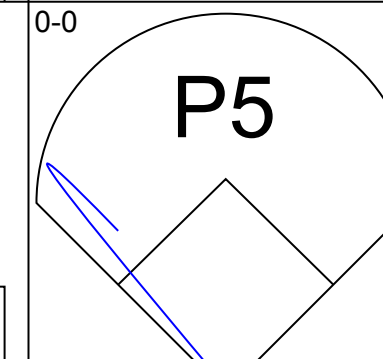
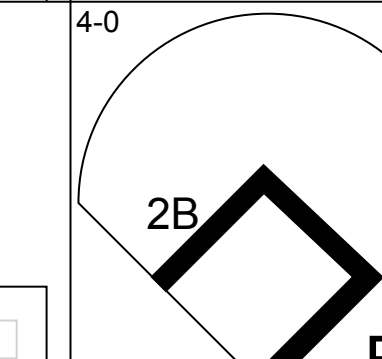
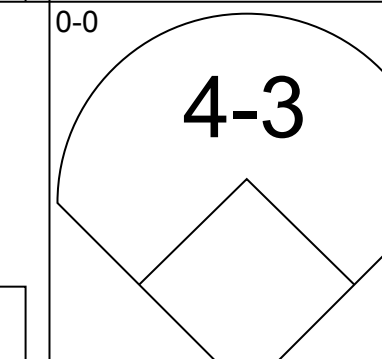
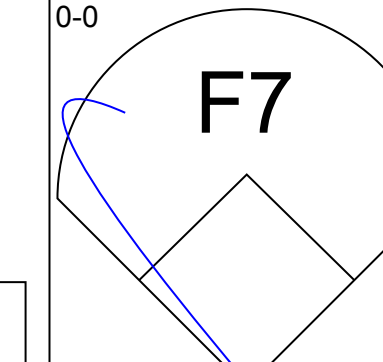
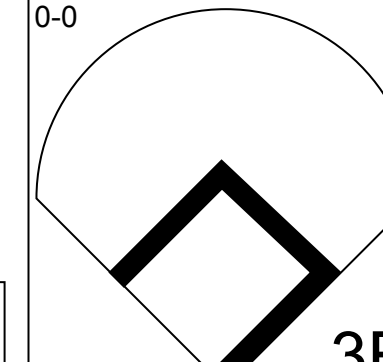
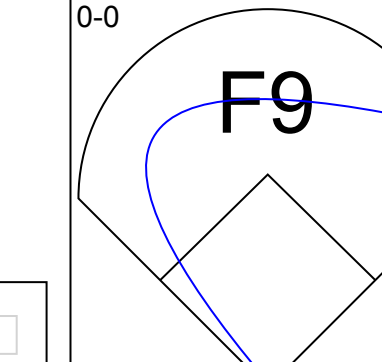
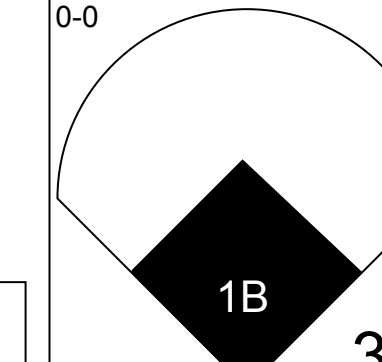
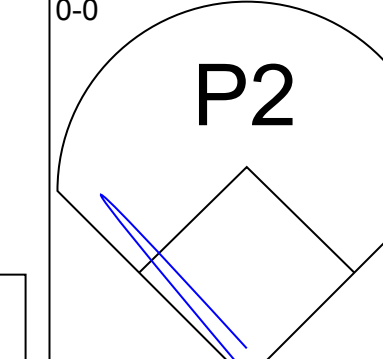
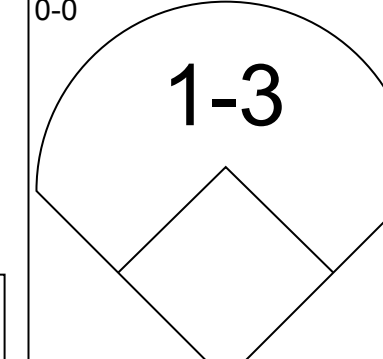
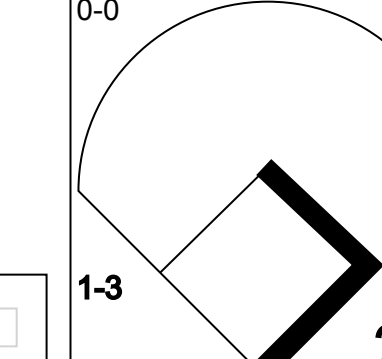
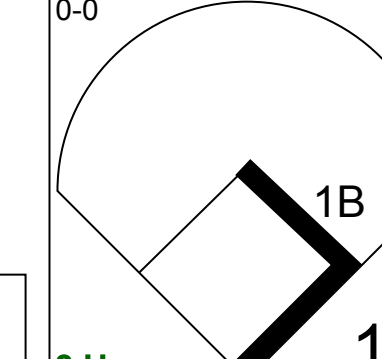
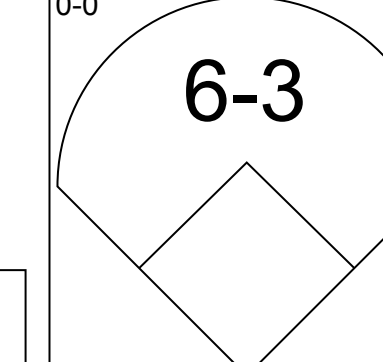
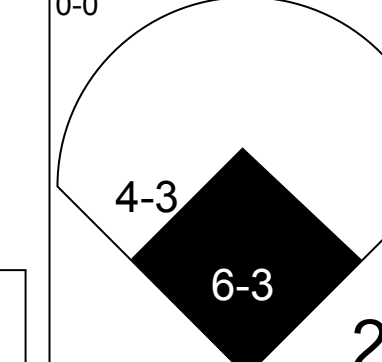
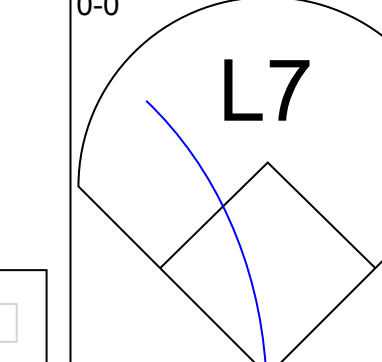
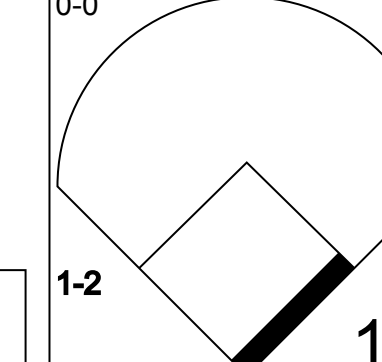
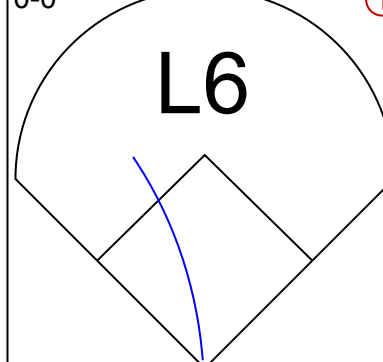
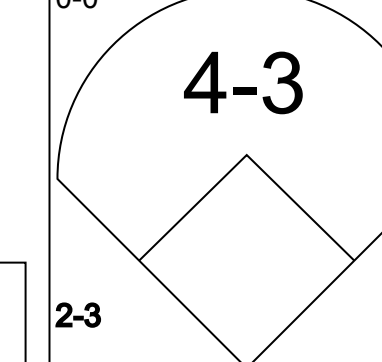
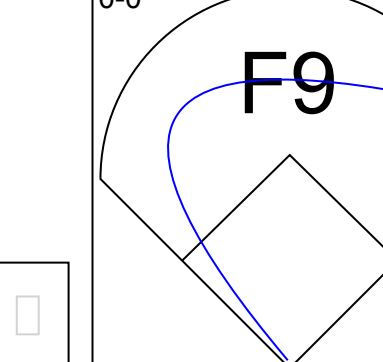









| Batter  | 1   | 2  | 3  | 4   | 5  | 6  | 7   | 8   | 9   | AB                              | R                            | H                               | RBI                          | BB                              | SO                           | LOB                             | TOP  |                                 |                              |                                 |                                  |                                    |                                  |        |  |  |  |  |  |  |  |  |  |  |  |  |  |
|---|---|--|--|---|--|--|---|---|---|---------------------------------|------------------------------|---------------------------------|------------------------------|---------------------------------|------------------------------|---------------------------------|--|---------------------------------|------------------------------|---------------------------------|----------------------------------|------------------------------------|----------------------------------|--------|--|--|--|--|--|--|--|--|--|--|--|--|--|
| Rodney Scott, S<br>OBP: 0.308, SLG: 0.250<br>(1, 4)                                   |     |  |  |   |     |  |     |   |   | 5                               | 0                            | 0                               | 0                            | 0                               | 1                            | 1                               | <b>Montreal Expos @ Pittsburgh Pirates</b><br>Three Rivers Stadium, Pittsburgh, PA<br>Thu Oct 01 1981, 7:05 PM EDT<br>Att: 2,931 - Unknown<br><a href="http://livebaseballscorecards.com">livebaseballscorecards.com</a> |                                 |                              |                                 |                                  |                                    |                                  |        |  |  |  |  |  |  |  |  |  |  |  |  |  |
| Jerry White, S<br>OBP: 0.309, SLG: 0.376<br>(1, 9)                                    |    |  |   |   |    |  |    |   |   | 4                               | 1                            | 1                               | 0                            | 0                               | 1                            | 0                               |  |                                 |                              |                                 |                                  |                                    |                                  |        |  |  |  |  |  |  |  |  |  |  |  |  |  |
| Andre Dawson, R<br>OBP: 0.370, SLG: 0.556<br>(1, 8)                                   |    |  |   |   |  |   |   |    |   | 3                               | 2                            | 1                               | 0                            | 1                               | 1                            | 0                               |  |                                 |                              |                                 |                                  |                                    |                                  |        |  |  |  |  |  |  |  |  |  |  |  |  |  |
| Gary Carter, R<br>OBP: 0.313, SLG: 0.440<br>(1, 2)                                    |    |  |   |   |  |   |   |    |   | 3                               | 2                            | 1                               | 1                            | 1                               | 0                            | 0                               |  |                                 |                              |                                 |                                  |                                    |                                  |        |  |  |  |  |  |  |  |  |  |  |  |  |  |
| Larry Parrish, R<br>OBP: 0.293, SLG: 0.385<br>(1, 5)                                  |    |  |  |  |  |   |   |    |   | 4                               | 0                            | 2                               | 3                            | 0                               | 0                            | 1                               |  |                                 |                              |                                 |                                  |                                    |                                  |        |  |  |  |  |  |  |  |  |  |  |  |  |  |
| John Milner, L<br>OBP: 0.316, SLG: 0.391<br>(6, PR)                                   |    |  |  |  |  |  |    |   |  | 3                               | 0                            | 1                               | 1                            | 0                               | 0                            | 1                               |  |                                 |                              |                                 |                                  |                                    |                                  |        |  |  |  |  |  |  |  |  |  |  |  |  |  |
| Dan Briggs, L<br>OBP: 0.111, SLG: 0.111<br>(6, 3)                                     |    |  |  |   |  |   |   |   | 1   | 0                               | 0                            | 0                               | 0                            | 0                               | 1                            |                                 |  |                                 |                              |                                 |                                  |                                    |                                  |        |  |  |  |  |  |  |  |  |  |  |  |  |  |
| Terry Francona, L<br>OBP: 0.308, SLG: 0.318<br>(1, 7)                                 |   |  |  |   |  |  |   |   | 4   | 0                               | 1                            | 0                               | 0                            | 0                               | 2                            |                                 |  |                                 |                              |                                 |                                  |                                    |                                  |        |  |  |  |  |  |  |  |  |  |  |  |  |  |
| Chris Speier, R<br>OBP: 0.310, SLG: 0.289<br>(1, 6)                                   |   |  |  |   |  |  |   |   | 4   | 0                               | 1                            | 0                               | 0                            | 2                               | 2                            |                                 |  |                                 |                              |                                 |                                  |                                    |                                  |        |  |  |  |  |  |  |  |  |  |  |  |  |  |
| Ray Burris, R<br>OBP: 0.262, SLG: 0.189<br>Jeff Reardon, R<br>(8, 1)                  |  |  |  |   |  |  |  |  | 3   | 0                               | 0                            | 0                               | 0                            | 0                               | 0                            | 0                               |  |                                 |                              |                                 |                                  |                                    |                                  |        |  |  |  |  |  |  |  |  |  |  |  |  |  |
| <b>Inning Stats</b>   | R: 3<br>E: 0<br>K: 1<br>S: 7  | H: 2<br>LOB: 1<br>BB: 2<br>P: 15   | R: 0<br>E: 0<br>K: 1<br>S: 5   | H: 0<br>LOB: 0<br>BB: 0<br>P: 5   | R: 0<br>E: 0<br>K: 2<br>S: 7   | H: 0<br>LOB: 0<br>BB: 0<br>P: 7  | R: 0<br>E: 0<br>K: 1<br>S: 6  | H: 1<br>LOB: 1<br>BB: 0<br>P: 6   | R: 0<br>E: 0<br>K: 0<br>S: 3  | H: 0<br>LOB: 0<br>BB: 0<br>P: 3 | R: 2<br>E: 0<br>K: 0<br>S: 6 | H: 3<br>LOB: 1<br>BB: 0<br>P: 6 | R: 0<br>E: 0<br>K: 0<br>S: 3 | H: 0<br>LOB: 0<br>BB: 0<br>P: 3 | R: 0<br>E: 0<br>K: 0<br>S: 4 | H: 1<br>LOB: 1<br>BB: 0<br>P: 4 | R: 0<br>E: 0<br>K: 0<br>S: 4   | H: 1<br>LOB: 1<br>BB: 0<br>P: 4 | R: 0<br>E: 0<br>K: 0<br>S: 4 | H: 1<br>LOB: 1<br>BB: 0<br>P: 4 | 1B: 4<br>2B: 3<br>3B: 1<br>HR: 0 | SF: 0<br>SAC: 1<br>DP: 0<br>HBP: 0 | WP: 0<br>PB: 0<br>SB: 1<br>CS: 1 | PA: 37 |  |  |  |  |  |  |  |  |  |  |  |  |  |
| <b>PITCHER</b>  | IP WLS BF H R ER SO BB IBB HBP BLK WP HR S P ERA WHIP                               |  |  |   |  |  |   |   |   |                                 |                              |                                 |                              |                                 |                              |                                 |  |                                 |                              |                                 |                                  |                                    |                                  |        |  |  |  |  |  |  |  |  |  |  |  |  |  |
| Luis Tiant, R<br>ERA: 3.92<br>Don Robinson, R<br>ERA: 5.87<br>Mark Lee, R<br>ERA: 2.7 | (1, 1)<br>(6, 1)<br>(8, 1)  | 5.1<br>1.2<br>2.0  | L<br>5<br>8  | 24<br>0<br>2  | 6<br>0<br>0  | 5<br>0<br>0  | 4<br>0<br>0   | 5<br>0<br>0   | 2<br>0<br>0   | 0<br>0<br>0                     | 0<br>0<br>0                  | 0<br>0<br>0                     | 0<br>0<br>0                  | 0<br>5<br>8                     | 32<br>5<br>8                 | 40<br>5<br>8                    | 6.75<br>0.00<br>0.00   | 1.500<br>0.000<br>1.000         |                              |                                 |                                  |                                    |                                  |        |  |  |  |  |  |  |  |  |  |  |  |  |  |

| Batter   | 1   | 2   | 3   | 4   | 5  | 6   | 7   | 8   | 9   | AB                              | R                            | H                               | RBI                          | BB                              | SO                           | LOB                             | BOTTOM   |                                 |                                 |                                 |                                  |                                    |                                  |        |  |  |  |  |  |  |  |  |  |  |  |  |  |  |
|--|---|---|---|---|--|---|---|---|---|---------------------------------|------------------------------|---------------------------------|------------------------------|---------------------------------|------------------------------|---------------------------------|--|---------------------------------|---------------------------------|---------------------------------|----------------------------------|------------------------------------|----------------------------------|--------|--|--|--|--|--|--|--|--|--|--|--|--|--|--|
| Omar Moreno, L<br>OBP: 0.322, SLG: 0.366<br>(1, 8)   |  |   |  |   |  |   |  |   |  | 5                               | 0                            | 1                               | 0                            | 0                               | 0                            | 2                               | <b>Montreal Expos @ Pittsburgh Pirates</b><br>Three Rivers Stadium, Pittsburgh, PA<br>Thu Oct 01 1981, 7:05 PM EDT<br>Att: 2,931 - Unknown<br><a href="http://livebaseballscorecards.com">livebaseballscorecards.com</a> |                                 |                                 |                                 |                                  |                                    |                                  |        |  |  |  |  |  |  |  |  |  |  |  |  |  |  |
| Vance Law, R<br>OBP: 0.169, SLG: 0.177<br>(1, 6)   |  |   |  |   |  |   |  |   |  | 5                               | 0                            | 1                               | 0                            | 0                               | 1                            | 3                               |  |                                 |                                 |                                 |                                  |                                    |                                  |        |  |  |  |  |  |  |  |  |  |  |  |  |  |  |
| Dave Parker, L<br>OBP: 0.281, SLG: 0.456<br>(1, 9)   |  |   |   |  |  |  |   |  |   | 4                               | 0                            | 0                               | 0                            | 0                               | 0                            | 1                               |  |                                 |                                 |                                 |                                  |                                    |                                  |        |  |  |  |  |  |  |  |  |  |  |  |  |  |  |
| Jason Thompson, L<br>OBP: 0.392, SLG: 0.481<br>(1, 3)  |  |   |   |  |  |  |   |  |   | 3                               | 0                            | 0                               | 0                            | 1                               | 0                            | 1                               |  |                                 |                                 |                                 |                                  |                                    |                                  |        |  |  |  |  |  |  |  |  |  |  |  |  |  |  |
| Mike Easter, L<br>OBP: 0.328, SLG: 0.430<br>(1, 7)   |   |  |   |  |  |  |   |  |   | 4                               | 1                            | 2                               | 0                            | 0                               | 0                            | 1                               |  |                                 |                                 |                                 |                                  |                                    |                                  |        |  |  |  |  |  |  |  |  |  |  |  |  |  |  |
| Johnny Ray, S<br>OBP: 0.289, SLG: 0.374<br>(1, 4)  |   |  |   |  |  |  |   |  |   | 4                               | 0                            | 2                               | 1                            | 0                               | 0                            | 1                               |  |                                 |                                 |                                 |                                  |                                    |                                  |        |  |  |  |  |  |  |  |  |  |  |  |  |  |  |
| Dale Berra, R<br>OBP: 0.303, SLG: 0.321<br>(1, 5)  |   |  |   |   |  |   |  |   |  | 4                               | 1                            | 2                               | 0                            | 0                               | 0                            | 2                               |  |                                 |                                 |                                 |                                  |                                    |                                  |        |  |  |  |  |  |  |  |  |  |  |  |  |  |  |
| Steve Nicosia, R<br>OBP: 0.292, SLG: 0.345<br>Willie Stargell, L<br>OBP: 0.308, SLG: 0.356<br>Tony Peña, R<br>OBP: 0.322, SLG: 0.374<br>(1, 2)<br>(8, PH)<br>(9, 2)  |   |   |  |   |  |   |  |   |  | 3                               | 0                            | 0                               | 0                            | 0                               | 0                            | 1                               |  |                                 |                                 |                                 |                                  |                                    |                                  |        |  |  |  |  |  |  |  |  |  |  |  |  |  |  |
| Luis Tiant, R<br>OBP: 0.235, SLG: 0.313<br>Don Robinson, R<br>OBP: 0.308, SLG: 0.250<br>Willie Montanez, L<br>OBP: 0.248, SLG: 0.260<br>Mark Lee, R<br>OBP: 0.500, SLG: 0.500<br>Doe Boyland, L<br>(9, PH) | (1, 1)<br>(6, 1)<br>(7, PH)<br>(8, 1)<br>(9, PH)                                    | 7.2<br>10<br>2<br>2<br>2  | W<br>2<br>2<br>2<br>2   | 34<br>2<br>2<br>2<br>2  | H<br>10<br>2<br>2<br>2   | R<br>2<br>2<br>2<br>2   | ER<br>2<br>2<br>2<br>2  | SO<br>1<br>1<br>1<br>1  | BB<br>1<br>1<br>1<br>1  | IBB<br>0<br>0<br>0<br>0         | HBP<br>0<br>0<br>0<br>0      | BLK<br>0<br>0<br>0<br>0         | WP<br>0<br>0<br>0<br>0       | HR<br>0<br>0<br>0<br>0          | S<br>35<br>3<br>3<br>3       | P<br>39<br>4<br>4<br>4          |  | ERA<br>2.35<br>0.00<br>0.00     | WHIP<br>1.435<br>0.000<br>0.000 |                                 |                                  |                                    |                                  |        |  |  |  |  |  |  |  |  |  |  |  |  |  |  |
| <b>Inning Stats</b>  | R: 0<br>E: 0<br>K: 0<br>S: 4  | H: 1<br>LOB: 1<br>BB: 0<br>P: 4   | R: 0<br>E: 0<br>K: 0<br>S: 3  | H: 0<br>LOB: 0<br>BB: 0<br>P: 3   | R: 0<br>E: 0<br>K: 0<br>S: 4   | H: 1<br>LOB: 1<br>BB: 0<br>P: 4   | R: 0<br>E: 0<br>K: 0<br>S: 4  | H: 1<br>LOB: 1<br>BB: 0<br>P: 4   | R: 1<br>E: 0<br>K: 0<br>S: 5  | H: 2<br>LOB: 1<br>BB: 0<br>P: 5 | R: 0<br>E: 0<br>K: 0<br>S: 4 | H: 1<br>LOB: 2<br>BB: 1<br>P: 8 | R: 0<br>E: 0<br>K: 1<br>S: 6 | H: 1<br>LOB: 1<br>BB: 0<br>P: 6 | R: 1<br>E: 0<br>K: 0<br>S: 6 | H: 3<br>LOB: 2<br>BB: 0<br>P: 6 | R: 0<br>E: 0<br>K: 0<br>S: 3   | H: 0<br>LOB: 0<br>BB: 0<br>P: 3 | R: 0<br>E: 0<br>K: 0<br>S: 3    | H: 0<br>LOB: 0<br>BB: 0<br>P: 3 | 1B: 5<br>2B: 3<br>3B: 2<br>HR: 0 | SF: 0<br>SAC: 0<br>DP: 0<br>HBP: 0 | WP: 0<br>PB: 0<br>SB: 0<br>CS: 0 | PA: 38 |  |  |  |  |  |  |  |  |  |  |  |  |  |  |
| <b>PITCHER</b>   | IP WLS BF H R ER SO BB IBB HBP BLK WP HR S P ERA WHIP                               |   |   |   |  |   |   |   |   |                                 |                              |                                 |                              |                                 |                              |                                 |  |                                 |                                 |                                 |                                  |                                    |                                  |        |  |  |  |  |  |  |  |  |  |  |  |  |  |  |
| Ray Burris, R<br>ERA: 3.1<br>Jeff Reardon, R<br>ERA: 2.14  | (1, 1)<br>(8, 1)  | 7.2<br>1.1  | S<br>4  | 34<br>0   | 2<br>0   | 2<br>0  | 2<br>0  | 2<br>0  | 1<br>0  | 0<br>0                          | 0<br>0                       | 0<br>0                          | 0<br>0                       | 0<br>0                          | 0<br>4                       | 35<br>4                         | 39<br>4  | 2.35<br>0.00                    | 1.435<br>0.000                  |                                 |                                  |                                    |                                  |        |  |  |  |  |  |  |  |  |  |  |  |  |  |  |



| Batter  | 1                            | 2                               | 3                            | 4                               | 5                            | 6                               | 7                            | 8                               | 9                            | AB                              | R                            | H                               | RBI                          | BB                               | SO                           | LOB                             | TOP                              |                                    |                                  |        |  |  |  |  |  |  |  |  |
|---|------------------------------|---------------------------------|------------------------------|---------------------------------|------------------------------|---------------------------------|------------------------------|---------------------------------|------------------------------|---------------------------------|------------------------------|---------------------------------|------------------------------|----------------------------------|------------------------------|---------------------------------|----------------------------------|------------------------------------|----------------------------------|--------|--|--|--|--|--|--|--|--|
| Warren Cromartie, L<br>OBP: 0.372, SLG: 0.424<br>(1, 3)   | F9                           |                                 | HR                           |                                 |                              |                                 | F8                           |                                 | K                            | 4                               | 1                            | 1                               | 1                            | 1                                | 1                            | 1                               |                                  |                                    |                                  |        |  |  |  |  |  |  |  |  |
| Jerry White, S<br>OBP: 0.299, SLG: 0.363<br>Rowland Office, L<br>OBP: 0.250, SLG: 0.189<br>(1, 9)<br>(8, 9) | K                            |                                 | F7                           |                                 |                              |                                 | F9                           |                                 | F4-3                         | 4                               | 0                            | 0                               | 0                            | 0                                | 1                            | 1                               |                                  |                                    |                                  |        |  |  |  |  |  |  |  |  |
| Andre Dawson, R<br>OBP: 0.369, SLG: 0.560<br>(1, 8)   | F9                           |                                 | F4-3                         |                                 |                              |                                 | 5-3                          |                                 | HR                           | 4                               | 1                            | 1                               | 1                            | 0                                | 0                            | 0                               |                                  |                                    |                                  |        |  |  |  |  |  |  |  |  |
| Gary Carter, R<br>OBP: 0.315, SLG: 0.440<br>(1, 2)  |                              | F8 1B                           |                              | E7 1B                           |                              |                                 | K                            |                                 | F7                           | 4                               | 0                            | 2                               | 0                            | 0                                | 1                            | 0                               |                                  |                                    |                                  |        |  |  |  |  |  |  |  |  |
| Larry Parrish, R<br>OBP: 0.295, SLG: 0.383<br>(1, 5)  | F9                           |                                 |                              | 6-3                             |                              |                                 |                              |                                 | 1B                           | 2                               | 1                            | 0                               | 0                            | 2                                | 0                            | 2                               |                                  |                                    |                                  |        |  |  |  |  |  |  |  |  |
| Terry Francona, L<br>OBP: 0.316, SLG: 0.326<br>(1, 7)   |                              | FC6-4 1B                        |                              | P5                              |                              |                                 | F7                           |                                 | 1B                           | 4                               | 0                            | 2                               | 0                            | 0                                | 0                            | 2                               |                                  |                                    |                                  |        |  |  |  |  |  |  |  |  |
| Jerry Manuel, S<br>OBP: 0.283, SLG: 0.449<br>(1, 4)   | F8                           |                                 | F8                           |                                 |                              |                                 |                              |                                 | 1B                           | 4                               | 0                            | 1                               | 1                            | 0                                | 1                            | 3                               |                                  |                                    |                                  |        |  |  |  |  |  |  |  |  |
| Chris Speier, R<br>OBP: 0.306, SLG: 0.285<br>(1, 6)   | FC6-4                        |                                 |                              |                                 |                              |                                 | F7                           |                                 | G3                           | 4                               | 0                            | 0                               | 0                            | 0                                | 0                            | 4                               |                                  |                                    |                                  |        |  |  |  |  |  |  |  |  |
| Steve Rogers, R<br>OBP: 0.175, SLG: 0.164<br>(1, 1)   |                              |                                 |                              | 6-3                             |                              |                                 | F4-3                         |                                 | 1-3                          | 4                               | 0                            | 1                               | 0                            | 0                                | 0                            | 0                               |                                  |                                    |                                  |        |  |  |  |  |  |  |  |  |
| <b>Inning Stats</b>   | R: 0<br>E: 0<br>K: 1<br>S: 5 | H: 0<br>LOB: 0<br>BB: 0<br>P: 5 | R: 0<br>E: 0<br>K: 0<br>S: 5 | H: 2<br>LOB: 2<br>BB: 0<br>P: 5 | R: 1<br>E: 0<br>K: 0<br>S: 4 | H: 1<br>LOB: 0<br>BB: 0<br>P: 4 | R: 0<br>E: 1<br>K: 0<br>S: 4 | H: 1<br>LOB: 1<br>BB: 1<br>P: 4 | R: 0<br>E: 0<br>K: 1<br>S: 3 | H: 0<br>LOB: 1<br>BB: 1<br>P: 9 | R: 0<br>E: 0<br>K: 1<br>S: 6 | H: 1<br>LOB: 0<br>BB: 0<br>P: 6 | R: 2<br>E: 0<br>K: 0<br>S: 6 | H: 3<br>LOB: 2<br>BB: 1<br>P: 10 | R: 0<br>E: 0<br>K: 1<br>S: 5 | H: 0<br>LOB: 0<br>BB: 0<br>P: 5 | 1B: 5<br>2B: 1<br>3B: 0<br>HR: 2 | SF: 0<br>SAC: 0<br>DP: 0<br>HBP: 0 | WP: 0<br>PB: 0<br>SB: 0<br>CS: 0 | PA: 38 |  |  |  |  |  |  |  |  |
| <b>PITCHER</b>  | IP                           | WLS                             | BF                           | H                               | R                            | ER                              | SO                           | BB                              | IBB                          | HBP                             | BLK                          | WP                              | HR                           | S                                | P                            | ERA                             | WHIP                             |                                    |                                  |        |  |  |  |  |  |  |  |  |
| Pat Zachry, R<br>ERA: 4.14<br>Mike Marshall, R<br>ERA: 2.61   | (1, 1)                       | 7.2                             | L                            | 33                              | 7                            | 3                               | 3                            | 3                               | 3                            | 0                               | 0                            | 0                               | 0                            | 2                                | 36                           | 48                              | 3.52                             | 1.304                              |                                  |        |  |  |  |  |  |  |  |  |
| (8, 1)  | 1.1                          |                                 | 5                            | 1                               | 0                            | 0                               | 1                            | 0                               | 0                            | 0                               | 0                            | 0                               | 0                            | 7                                | 7                            | 0.00                            | 0.750                            |                                    |                                  |        |  |  |  |  |  |  |  |  |

Montreal Expos @ New York Mets  
Shea Stadium, Flushing, NY  
Fri Oct 02 1981, 7:05 PM EDT  
Att: 6,720 - Unknown

|     |    |
|-----|----|
| AB  | 35 |
| R   | 3  |
| H   | 8  |
| RBI | 3  |
| BB  | 3  |
| SO  | 4  |
| LOB | 13 |



| Batter   | 1                            | 2                               | 3                            | 4                               | 5                            | 6                               | 7                            | 8                               | 9                            | AB                              | R                            | H                               | RBI                          | BB                              | SO                           | LOB                             | BOTTOM                       |                                 |                                  |                                    |                                  |        |  |  |  |  |  |
|--|------------------------------|---------------------------------|------------------------------|---------------------------------|------------------------------|---------------------------------|------------------------------|---------------------------------|------------------------------|---------------------------------|------------------------------|---------------------------------|------------------------------|---------------------------------|------------------------------|---------------------------------|------------------------------|---------------------------------|----------------------------------|------------------------------------|----------------------------------|--------|--|--|--|--|--|
| Mookie Wilson, S<br>OBP: 0.317, SLG: 0.372<br>(1, 8)   | K                            |                                 |                              | K                               |                              |                                 | K                            |                                 | K                            | 4                               | 0                            | 0                               | 0                            | 0                               | 4                            | 0                               |                              |                                 |                                  |                                    |                                  |        |  |  |  |  |  |
| Frank Taveras, R<br>OBP: 0.297, SLG: 0.294<br>(1, 6)   |                              |                                 |                              | 3-1                             |                              |                                 | P4                           |                                 |                              | 3                               | 0                            | 1                               | 0                            | 0                               | 0                            | 0                               |                              |                                 |                                  |                                    |                                  |        |  |  |  |  |  |
| Hubie Brooks, R<br>OBP: 0.348, SLG: 0.415<br>(1, 5)  |                              |                                 |                              | K                               |                              |                                 |                              |                                 |                              | 3                               | 0                            | 1                               | 0                            | 0                               | 1                            | 1                               |                              |                                 |                                  |                                    |                                  |        |  |  |  |  |  |
| Dave Kingman, R<br>OBP: 0.325, SLG: 0.458<br>(1, 7)  |                              |                                 |                              |                                 |                              |                                 | G4-6-3                       |                                 | K                            | 2                               | 0                            | 0                               | 0                            | 1                               | 2                            | 1                               |                              |                                 |                                  |                                    |                                  |        |  |  |  |  |  |
| Rusty Staub, L<br>OBP: 0.391, SLG: 0.445<br>(1, 3)   |                              |                                 |                              | 6-3                             |                              |                                 | G4-6-3                       |                                 | F9                           | 3                               | 0                            | 0                               | 0                            | 0                               | 0                            | 1                               |                              |                                 |                                  |                                    |                                  |        |  |  |  |  |  |
| Ellis Valentine, R<br>OBP: 0.232, SLG: 0.360<br>(1, 9)   |                              |                                 |                              | P3                              |                              |                                 | F9                           |                                 | 6-3                          | 3                               | 0                            | 0                               | 0                            | 0                               | 0                            | 0                               |                              |                                 |                                  |                                    |                                  |        |  |  |  |  |  |
| Alex Trevino, R<br>OBP: 0.325, SLG: 0.275<br>(1, 2)  |                              |                                 |                              |                                 |                              |                                 | F9                           |                                 | F9                           | 3                               | 0                            | 0                               | 0                            | 0                               | 0                            | 0                               |                              |                                 |                                  |                                    |                                  |        |  |  |  |  |  |
| Doug Flynn, R<br>OBP: 0.245, SLG: 0.291<br>Mike Cubbage, L<br>OBP: 0.291, SLG: 0.278<br>(1, 4)<br>(9, PH)            |                              |                                 |                              |                                 |                              |                                 | F8                           |                                 | F4                           | 2                               | 0                            | 0                               | 0                            | 0                               | 0                            | 0                               |                              |                                 |                                  |                                    |                                  |        |  |  |  |  |  |
| Pat Zachry, R<br>OBP: 0.214, SLG: 0.158<br>Mike Marshall, R<br>OBP: 0.272, SLG: 0.355<br>(1, 1)<br>(8, 1)<br>(9, PH) |                              |                                 |                              | 3-1                             |                              |                                 | 5-3                          |                                 | K                            | 2                               | 0                            | 0                               | 0                            | 0                               | 0                            | 0                               |                              |                                 |                                  |                                    |                                  |        |  |  |  |  |  |
| <b>Inning Stats</b>  | R: 0<br>E: 0<br>K: 1<br>S: 5 | H: 1<br>LOB: 0<br>BB: 0<br>P: 5 | R: 0<br>E: 0<br>K: 1<br>S: 5 | H: 0<br>LOB: 0<br>BB: 0<br>P: 5 | R: 0<br>E: 0<br>K: 0<br>S: 3 | H: 0<br>LOB: 0<br>BB: 0<br>P: 3 | R: 0<br>E: 0<br>K: 2<br>S: 7 | H: 0<br>LOB: 0<br>BB: 0<br>P: 7 | R: 0<br>E: 0<br>K: 0<br>S: 2 | H: 0<br>LOB: 0<br>BB: 1<br>P: 6 | R: 0<br>E: 0<br>K: 0<br>S: 3 | H: 0<br>LOB: 0<br>BB: 0<br>P: 3 | R: 0<br>E: 0<br>K: 2<br>S: 8 | H: 1<br>LOB: 1<br>BB: 0<br>P: 8 | R: 0<br>E: 0<br>K: 0<br>S: 3 | H: 0<br>LOB: 0<br>BB: 0<br>P: 3 | R: 0<br>E: 0<br>K: 3<br>S: 9 | H: 0<br>LOB: 0<br>BB: 0<br>P: 9 | 1B: 2<br>2B: 0<br>3B: 0<br>HR: 0 | SF: 0<br>SAC: 0<br>DP: 1<br>HBP: 0 | WP: 0<br>PB: 0<br>SB: 0<br>CS: 1 | PA: 28 |  |  |  |  |  |
| <b>PITCHER</b>   | IP                           | WLS                             | BF                           | H                               | R                            | ER                              | SO                           | BB                              | IBB                          | HBP                             | BLK                          | WP                              | HR                           | S                               | P                            | ERA                             | WHIP                         |                                 |                                  |                                    |                                  |        |  |  |  |  |  |
| Steve Rogers, R<br>ERA: 3.42   | (1, 1)                       | 9.0                             | W                            | 28                              | 2                            | 0                               | 0                            | 9                               | 1                            | 0                               | 0                            | 0                               | 0                            | 45                              | 49                           | 0.00                            | 0.333                        |                                 |                                  |                                    |                                  |        |  |  |  |  |  |

Montreal Expos @ New York Mets  
Shea Stadium, Flushing, NY  
Fri Oct 02 1981, 7:05 PM EDT  
Att: 6,720 - Unknown

|     |    |
|-----|----|
| AB  | 27 |
| R   | 0  |
| H   | 2  |
| RBI | 0  |
| BB  | 1  |
| SO  | 9  |
| LOB | 3  |









| Batter   | 1                            | 2                               | 3                                   | 4                                | 5                            | 6                               | 7                            | 8                               | 9                            | AB                              | R                            | H                               | RBI                          | BB                              | SO                           | LOB                             | TOP   |                                  |                                    |                                  |
|--|------------------------------|---------------------------------|-------------------------------------|----------------------------------|------------------------------|---------------------------------|------------------------------|---------------------------------|------------------------------|---------------------------------|------------------------------|---------------------------------|------------------------------|---------------------------------|------------------------------|---------------------------------|---|----------------------------------|------------------------------------|----------------------------------|
| Jerry White, S<br>OBP: 0.293, SLG: 0.353<br>Ray Burris, R<br>OBP: 0.262, SLG: 0.189<br>Wallace Johnson, S<br>OBP: 0.300, SLG: 0.444                | 0-0<br>1B                    |                                 | 0-3<br>K                            |                                  |                              | 0-0<br>4-3                      |                              | 0-3<br>K                        |                              | 2                               | 0                            | 1                               | 0                            | 0                               | 1                            | 0                               | <b>Montreal Expos @ New York Mets</b><br>Shea Stadium, Flushing, NY<br>Sun Oct 04 1981, 3:33 AM EDT<br>Att: 7,618 - Unknown |                                  |                                    |                                  |
| Terry Francona, L<br>OBP: 0.317, SLG: 0.326<br>Dan Briggs, L<br>OBP: 0.091, SLG: 0.091   | 0-0<br>1B                    |                                 | 0-0<br>1B                           |                                  |                              | 0-0<br>F5                       |                              | 0-3<br>K                        |                              | 2                               | 0                            | 2                               | 0                            | 0                               | 0                            | 0                               |   |                                  |                                    |                                  |
| Gary Carter, R<br>OBP: 0.313, SLG: 0.444<br>Bobby Ramos, R<br>OBP: 0.250, SLG: 0.293<br>Elias Sosa, R<br>OBP: 1.000, SLG: 1.000<br>Tony Johnson, R | 0-0<br>F7                    |                                 | 0-0<br>F7                           |                                  |                              | 0-0<br>6-3                      |                              | 0-0<br>4-3                      |                              | 1                               | 0                            | 0                               | 0                            | 0                               | 0                            | 2                               |   |                                  |                                    |                                  |
| John Milner, L<br>OBP: 0.320, SLG: 0.393<br>Dave Hostetter, R<br>OBP: 0.500, SLG: 1.000  | 0-3<br>K                     |                                 |                                     | 0-0<br>F4-6-3<br>1B              |                              |                                 | 0-0<br>1B                    |                                 | 0-0<br>HR                    | 1                               | 0                            | 0                               | 0                            | 0                               | 1                            | 2                               |   |                                  |                                    |                                  |
| Tim Wallach, R<br>OBP: 0.299, SLG: 0.344   | 0-0<br>FC6-4                 |                                 |                                     | 0-0<br>F7                        |                              |                                 | 0-0<br>1B                    |                                 | 0-0<br>6-3                   | 4                               | 0                            | 1                               | 0                            | 0                               | 0                            | 3                               |   |                                  |                                    |                                  |
| Rowland Office, L<br>OBP: 0.250, SLG: 0.175<br>Tom Gorman, L   |                              | 0-0<br>F6                       |                                     | 0-0<br>F4-6-3                    |                              |                                 | 0-0<br>F4                    |                                 |                              | 3                               | 0                            | 0                               | 0                            | 0                               | 0                            | 2                               |   |                                  |                                    |                                  |
| Jerry Manuel, S<br>OBP: 0.270, SLG: 0.455<br>Stan Bahnsen, R<br>OBP: 0.111, SLG: 0.111<br>Tom Wieghaus, R  |                              | 0-0<br>6-3                      |                                     |                                  | 0-0<br>F4-3                  |                                 | 0-0<br>F7                    |                                 |                              | 2                               | 0                            | 0                               | 0                            | 0                               | 0                            | 0                               |   |                                  |                                    |                                  |
| Mike Phillips, L<br>OBP: 0.256, SLG: 0.262   |                              | 0-3<br>K                        |                                     |                                  | 0-3<br>K                     |                                 |                              | 0-0<br>4-3                      |                              | 3                               | 0                            | 0                               | 0                            | 0                               | 2                            | 0                               |   |                                  |                                    |                                  |
| Bill Gullickson, R<br>OBP: 0.204, SLG: 0.174<br>Pat Rooney, R  |                              |                                 | 0-3<br>K                            |                                  | 0-0<br>6-3                   |                                 |                              | 0-3<br>K2-3                     |                              | 0                               | 0                            | 0                               | 0                            | 0                               | 0                            | 0                               |   |                                  |                                    |                                  |
| <b>Inning Stats</b>  | R: 0<br>E: 0<br>K: 1<br>S: 7 | H: 2<br>LOB: 2<br>BB: 0<br>P: 7 | R: 0<br>E: 0<br>K: 1<br>S: 5        | H: 0<br>LOB: 0<br>BB: 0<br>P: 5  | R: 0<br>E: 0<br>K: 2<br>S: 8 | H: 1<br>LOB: 1<br>BB: 0<br>P: 8 | R: 0<br>E: 0<br>K: 0<br>S: 3 | H: 1<br>LOB: 0<br>BB: 0<br>P: 3 | R: 0<br>E: 0<br>K: 1<br>S: 5 | H: 0<br>LOB: 0<br>BB: 0<br>P: 5 | R: 0<br>E: 0<br>K: 0<br>S: 3 | H: 2<br>LOB: 1<br>BB: 0<br>P: 4 | R: 0<br>E: 0<br>K: 2<br>S: 7 | H: 0<br>LOB: 0<br>BB: 0<br>P: 7 | R: 1<br>E: 0<br>K: 1<br>S: 6 | H: 1<br>LOB: 0<br>BB: 0<br>P: 6 |   | 1B: 6<br>2B: 0<br>3B: 0<br>HR: 1 | SF: 0<br>SAC: 0<br>DP: 1<br>HBP: 0 | WP: 0<br>PB: 0<br>SB: 0<br>CS: 0 |
| <b>PITCHER</b><br>Pete Falcone, L<br>ERA: 2.55   | IP: 9.0<br>WLS: W<br>BF: 32  | H: 7<br>R: 1<br>ER: 1<br>SO: 8  | BB: 0<br>IBB: 0<br>HBP: 0<br>BLK: 0 | WP: 0<br>HR: 1<br>S: 48<br>P: 48 | ERA: 1.00<br>WHIP: 0.778     | <b>PITCHER</b>                  |                              |                                 |                              |                                 |                              |                                 |                              |                                 |                              | ERA: 1.00<br>WHIP: 0.778        |   |                                  |                                    |                                  |

|     |    |
|-----|----|
| AB  | 32 |
| R   | 1  |
| H   | 7  |
| RBI | 1  |
| BB  | 0  |
| SO  | 8  |
| LOB | 11 |



| Batter  | 1                            | 2                               | 3                                   | 4                                | 5                            | 6                               | 7                            | 8                                | 9                            | AB                              | R                            | H                               | RBI                          | BB                              | SO                           | LOB                             | BOTTOM  |                                  |                                    |                                  |
|---|------------------------------|---------------------------------|-------------------------------------|----------------------------------|------------------------------|---------------------------------|------------------------------|----------------------------------|------------------------------|---------------------------------|------------------------------|---------------------------------|------------------------------|---------------------------------|------------------------------|---------------------------------|---|----------------------------------|------------------------------------|----------------------------------|
| Mike Howard, S<br>OBP: 0.276, SLG: 0.208  | 0-3<br>K                     |                                 | 0-0<br>F2                           |                                  |                              | 0-0<br>1B                       |                              | 4-0<br>1B                        |                              | 3                               | 1                            | 1                               | 0                            | 1                               | 1                            | 1                               | <b>Montreal Expos @ New York Mets</b><br>Shea Stadium, Flushing, NY<br>Sun Oct 04 1981, 3:33 AM EDT<br>Att: 7,618 - Unknown |                                  |                                    |                                  |
| Doug Flynn, R<br>OBP: 0.247, SLG: 0.292<br>Ron Gardenhire, R<br>OBP: 0.340, SLG: 0.292  | 0-0<br>F9                    |                                 | 0-0<br>F1-6-3                       |                                  |                              | 0-3<br>K                        |                              | 0-0<br>1B                        |                              | 2                               | 0                            | 1                               | 1                            | 0                               | 1                            | 1                               |   |                                  |                                    |                                  |
| Hubie Brooks, R<br>OBP: 0.345, SLG: 0.411   | 0-0<br>6-3                   |                                 |                                     | 0-3<br>K                         |                              | 0-3<br>K                        |                              | 0-0<br>6-3                       |                              | 4                               | 0                            | 0                               | 0                            | 0                               | 2                            | 2                               |   |                                  |                                    |                                  |
| Ellis Valentine, R<br>OBP: 0.238, SLG: 0.359  |                              | 0-0<br>E5<br>1B                 |                                     | 4-0<br>BB                        |                              | 0-0<br>1B                       |                              |                                  |                              | 2                               | 0                            | 2                               | 0                            | 1                               | 0                            | 0                               |   |                                  |                                    |                                  |
| Rusty Staub, L<br>OBP: 0.398, SLG: 0.466<br>Mike Jorgensen, L<br>OBP: 0.270, SLG: 0.352   |                              | 0-0<br>2B                       |                                     | 4-0<br>BB                        |                              | 0-0<br>F9                       |                              |                                  |                              | 2                               | 0                            | 1                               | 1                            | 1                               | 0                            | 0                               |   |                                  |                                    |                                  |
| Alex Trevino, R<br>OBP: 0.323, SLG: 0.275   |                              | 0-0<br>5-3                      |                                     | 0-0<br>G2                        |                              | 0-3<br>K                        |                              | 0-3<br>K                         |                              | 3                               | 0                            | 0                               | 0                            | 0                               | 1                            | 3                               |   |                                  |                                    |                                  |
| Bob Bailor, R<br>OBP: 0.352, SLG: 0.346   |                              | 0-3<br>K                        |                                     |                                  | 0-0<br>G6-4-3<br>1B          |                                 | 0-3<br>K                     |                                  |                              | 3                               | 0                            | 1                               | 0                            | 0                               | 2                            | 1                               |   |                                  |                                    |                                  |
| Brian Giles, R  |                              | 0-0<br>F9                       |                                     |                                  | 0-3<br>K                     |                                 |                              | 0-0<br>F8                        |                              | 3                               | 0                            | 0                               | 0                            | 0                               | 1                            | 2                               |   |                                  |                                    |                                  |
| Pete Falcone, L<br>OBP: 0.182, SLG: 0.318   |                              |                                 | 0-0<br>F2<br>1B                     |                                  | 0-0<br>G6-4-3                |                                 |                              | 0-0<br>4-3                       |                              | 3                               | 0                            | 1                               | 0                            | 0                               | 0                            | 1                               |   |                                  |                                    |                                  |
| <b>Inning Stats</b>   | R: 0<br>E: 0<br>K: 1<br>S: 5 | H: 0<br>LOB: 0<br>BB: 0<br>P: 5 | R: 1<br>E: 1<br>K: 1<br>S: 7        | H: 2<br>LOB: 1<br>BB: 0<br>P: 7  | R: 0<br>E: 0<br>K: 0<br>S: 3 | H: 1<br>LOB: 0<br>BB: 0<br>P: 3 | R: 0<br>E: 0<br>K: 1<br>S: 4 | H: 0<br>LOB: 1<br>BB: 2<br>P: 12 | R: 0<br>E: 0<br>K: 1<br>S: 5 | H: 1<br>LOB: 0<br>BB: 0<br>P: 5 | R: 0<br>E: 0<br>K: 2<br>S: 8 | H: 2<br>LOB: 2<br>BB: 0<br>P: 8 | R: 0<br>E: 0<br>K: 2<br>S: 7 | H: 0<br>LOB: 0<br>BB: 0<br>P: 7 | R: 1<br>E: 0<br>K: 0<br>S: 4 | H: 1<br>LOB: 1<br>BB: 1<br>P: 8 |   | 1B: 6<br>2B: 1<br>3B: 0<br>HR: 0 | SF: 0<br>SAC: 0<br>DP: 1<br>HBP: 0 | WP: 0<br>PB: 0<br>SB: 3<br>CS: 2 |
| <b>PITCHER</b><br>Bill Gullickson, R<br>ERA: 2.8<br>Ray Burris, R<br>ERA: 3.05<br>Stan Bahnsen, R<br>ERA: 4.96<br>Elias Sosa, R<br>ERA: 3.66<br>Tom Gorman, L<br>ERA: 4.2 | IP: 2.0<br>WLS: L<br>BF: 8   | H: 2<br>R: 1<br>ER: 0<br>SO: 2  | BB: 0<br>IBB: 0<br>HBP: 0<br>BLK: 0 | WP: 0<br>HR: 0<br>S: 12<br>P: 12 | ERA: 0.00<br>WHIP: 1.000     | <b>PITCHER</b>                  |                              |                                  |                              |                                 |                              |                                 |                              |                                 |                              | ERA: 0.00<br>WHIP: 1.000        |   |                                  |                                    |                                  |

|     |    |
|-----|----|
| AB  | 27 |
| R   | 1  |
| H   | 7  |
| RBI | 2  |
| BB  | 3  |
| SO  | 8  |
| LOB | 11 |













| Batter  | 1   | 2                               | 3                            | 4                               | 5                            | 6                               | 7                            | 8                               | 9                            | AB                              | R                            | H                               | RBI                          | BB                              | SO                           | LOB                             | TOP  |                                 |                                  |                                    |                                  |        |
|---|---|---------------------------------|------------------------------|---------------------------------|------------------------------|---------------------------------|------------------------------|---------------------------------|------------------------------|---------------------------------|------------------------------|---------------------------------|------------------------------|---------------------------------|------------------------------|---------------------------------|--|---------------------------------|----------------------------------|------------------------------------|----------------------------------|--------|
| Warren Cromartie, L<br>OBP: 0.385, SLG: 0.538<br>(1, 3) |   |                                 |                              |                                 |                              |                                 |                              |                                 |                              | 4                               | 0                            | 1                               | 0                            | 0                               | 1                            | 2                               | <b>Montreal Expos @ Philadelphia Phillies</b><br>Veterans Stadium, Philadelphia, PA<br>Fri Oct 09 1981, 3:33 AM EDT<br>Att: 36,835 - Unknown |                                 |                                  |                                    |                                  |        |
| Jerry White, S<br>OBP: 0.250, SLG: 0.273<br>(1, 9)      |   |                                 |                              |                                 |                              |                                 |                              |                                 |                              | 4                               | 1                            | 1                               | 0                            | 0                               | 1                            | 1                               |  |                                 |                                  |                                    |                                  |        |
| Andre Dawson, R<br>OBP: 0.417, SLG: 0.545<br>(1, 8)     |   |                                 |                              |                                 |                              |                                 |                              |                                 |                              | 3                               | 0                            | 1                               | 0                            | 1                               | 1                            | 1                               |  |                                 |                                  |                                    |                                  |        |
| Gary Carter, R<br>OBP: 0.417, SLG: 0.900<br>(1, 2)      |   |                                 |                              |                                 |                              |                                 |                              |                                 |                              | 3                               | 1                            | 2                               | 1                            | 0                               | 0                            | 0                               |  |                                 |                                  |                                    |                                  |        |
| Larry Parrish, R<br>(1, 5)                              |   |                                 |                              |                                 |                              |                                 |                              |                                 |                              | 4                               | 0                            | 0                               | 0                            | 0                               | 0                            | 4                               |  |                                 |                                  |                                    |                                  |        |
| Terry Francona, L<br>OBP: 0.556, SLG: 0.429<br>(1, 7)   |   |                                 |                              |                                 |                              |                                 |                              |                                 |                              | 4                               | 0                            | 1                               | 0                            | 0                               | 1                            | 2                               |  |                                 |                                  |                                    |                                  |        |
| Chris Speier, R<br>OBP: 0.727, SLG: 0.714<br>(1, 6)     |   |                                 |                              |                                 |                              |                                 |                              |                                 |                              | 4                               | 0                            | 2                               | 1                            | 0                               | 1                            | 0                               |  |                                 |                                  |                                    |                                  |        |
| Jerry Manuel, S<br>(1, 4)                               |   |                                 |                              |                                 |                              |                                 |                              |                                 |                              | 3                               | 0                            | 0                               | 0                            | 0                               | 1                            | 3                               |  |                                 |                                  |                                    |                                  |        |
| Wallace Johnson, S<br>(9, PH)                           |   |                                 |                              |                                 |                              |                                 |                              |                                 |                              | 1                               | 0                            | 0                               | 0                            | 0                               | 0                            | 0                               |  |                                 |                                  |                                    |                                  |        |
| Ray Burris, R<br>(1, 1)                                 |   |                                 |                              |                                 |                              |                                 |                              |                                 |                              | 2                               | 0                            | 0                               | 0                            | 0                               | 2                            | 0                               |  |                                 |                                  |                                    |                                  |        |
| Bill Lee, L<br>(6, 1)                                   |   |                                 |                              |                                 |                              |                                 |                              |                                 |                              | 0                               | 0                            | 0                               | 0                            | 0                               | 0                            | 0                               |  |                                 |                                  |                                    |                                  |        |
| Tim Wallach, R<br>OBP: 0.750, SLG: 1.000<br>(7, PH)     |   |                                 |                              |                                 |                              |                                 |                              |                                 |                              | 0                               | 0                            | 0                               | 0                            | 1                               | 0                            | 0                               |  |                                 |                                  |                                    |                                  |        |
| Elias Sosa, R<br>(7, 1)                                 |   |                                 |                              |                                 |                              |                                 |                              |                                 |                              | 0                               | 0                            | 0                               | 0                            | 0                               | 0                            | 0                               |  |                                 |                                  |                                    |                                  |        |
| John Milner, L<br>(9, PH)                               |   |                                 |                              |                                 |                              |                                 |                              |                                 |                              | 1                               | 0                            | 0                               | 0                            | 0                               | 0                            | 0                               |  |                                 |                                  |                                    |                                  |        |
| <b>Inning Stats</b>                                     | R: 0<br>E: 0<br>K: 2<br>S: 7                          | H: 0<br>LOB: 0<br>BB: 0<br>P: 7 | R: 1<br>E: 0<br>K: 1<br>S: 7 | H: 2<br>LOB: 1<br>BB: 0<br>P: 7 | R: 0<br>E: 0<br>K: 2<br>S: 8 | H: 1<br>LOB: 1<br>BB: 0<br>P: 8 | R: 0<br>E: 0<br>K: 1<br>S: 5 | H: 0<br>LOB: 0<br>BB: 0<br>P: 5 | R: 0<br>E: 0<br>K: 2<br>S: 7 | H: 0<br>LOB: 0<br>BB: 0<br>P: 7 | R: 0<br>E: 0<br>K: 0<br>S: 4 | H: 1<br>LOB: 2<br>BB: 1<br>P: 8 | R: 0<br>E: 0<br>K: 0<br>S: 4 | H: 2<br>LOB: 2<br>BB: 1<br>P: 8 | R: 1<br>E: 0<br>K: 0<br>S: 5 | H: 2<br>LOB: 1<br>BB: 0<br>P: 5 | R: 0<br>E: 0<br>K: 0<br>S: 3   | H: 0<br>LOB: 0<br>BB: 0<br>P: 3 | 1B: 6<br>2B: 2<br>3B: 0<br>HR: 0 | SF: 1<br>SAC: 0<br>DP: 1<br>HBP: 0 | WP: 0<br>PB: 0<br>SB: 0<br>CS: 0 | PA: 36 |
| <b>PITCHER</b>  | IP WLS BF H R ER SO BB IBB HBP BLK WP HR S P ERA WHIP |                                 |                              |                                 |                              |                                 |                              |                                 |                              |                                 |                              |                                 |                              |                                 |                              |                                 |  |                                 |                                  |                                    |                                  |        |
| Larry Christenson, R<br>ERA: 1.5<br>(1, 1)              | 6.0 W 23 4 1 1 8 1 0 0 0 0 0 0 38 42 1.50 0.833       |                                 |                              |                                 |                              |                                 |                              |                                 |                              |                                 |                              |                                 |                              |                                 |                              |                                 |  |                                 |                                  |                                    |                                  |        |
| Sparky Lyle, L<br>ERA: 1.5<br>(7, 1)                    | 1.0 5 2 0 0 0 1 0 0 0 0 0 0 4 8 0.00 3.000            |                                 |                              |                                 |                              |                                 |                              |                                 |                              |                                 |                              |                                 |                              |                                 |                              |                                 |  |                                 |                                  |                                    |                                  |        |
| Ron Reed, R<br>ERA: 2.25<br>(8, 1)                      | 2.0 8 2 1 1 0 0 0 0 0 0 0 0 0 8 8 4.50 1.000          |                                 |                              |                                 |                              |                                 |                              |                                 |                              |                                 |                              |                                 |                              |                                 |                              |                                 |  |                                 |                                  |                                    |                                  |        |

| Batter  | 1   | 2                               | 3                            | 4                               | 5                            | 6                                | 7                            | 8                               | 9                            | AB                              | R                            | H                                | RBI                          | BB                              | SO                           | LOB                             | BOTTOM   |                                    |                                  |        |
|---|---|---------------------------------|------------------------------|---------------------------------|------------------------------|----------------------------------|------------------------------|---------------------------------|------------------------------|---------------------------------|------------------------------|----------------------------------|------------------------------|---------------------------------|------------------------------|---------------------------------|--|------------------------------------|----------------------------------|--------|
| Lonnie Smith, R<br>OBP: 0.333, SLG: 0.417<br>(1, 8)     |   |                                 |                              |                                 |                              |                                  |                              |                                 |                              | 4                               | 0                            | 0                                | 0                            | 0                               | 0                            | 4                               | <b>Montreal Expos @ Philadelphia Phillies</b><br>Veterans Stadium, Philadelphia, PA<br>Fri Oct 09 1981, 3:33 AM EDT<br>Att: 36,835 - Unknown |                                    |                                  |        |
| Bob Boone, R<br>(7, 2)                                  |   |                                 |                              |                                 |                              |                                  |                              |                                 |                              | 1                               | 0                            | 0                                | 0                            | 0                               | 1                            |                                 |  |                                    |                                  |        |
| Pete Rose, S<br>OBP: 0.385, SLG: 0.417<br>(1, 3)        |   |                                 |                              |                                 |                              |                                  |                              |                                 |                              | 4                               | 0                            | 1                                | 1                            | 1                               | 0                            | 1                               |  |                                    |                                  |        |
| Bake McBride, L<br>OBP: 0.167, SLG: 0.250<br>(1, 9)     |   |                                 |                              |                                 |                              |                                  |                              |                                 |                              | 4                               | 0                            | 0                                | 0                            | 0                               | 3                            | 3                               |  |                                    |                                  |        |
| Sparky Lyle, L<br>(7, 1)                                |   |                                 |                              |                                 |                              |                                  |                              |                                 |                              | 0                               | 0                            | 0                                | 0                            | 0                               | 0                            | 0                               |  |                                    |                                  |        |
| Greg Gross, L<br>(8, 7)                                 |   |                                 |                              |                                 |                              |                                  |                              |                                 |                              | 1                               | 0                            | 0                                | 0                            | 0                               | 0                            | 2                               |  |                                    |                                  |        |
| Mike Schmidt, R<br>OBP: 0.417, SLG: 0.333<br>(1, 5)     |   |                                 |                              |                                 |                              |                                  |                              |                                 |                              | 3                               | 1                            | 2                                | 0                            | 1                               | 0                            | 1                               |  |                                    |                                  |        |
| Gary Matthews, R<br>OBP: 0.417, SLG: 0.583<br>(1, 7)    |   |                                 |                              |                                 |                              |                                  |                              |                                 |                              | 4                               | 2                            | 3                                | 0                            | 0                               | 1                            | 1                               |  |                                    |                                  |        |
| Ron Reed, R<br>(8, 1)                                   |   |                                 |                              |                                 |                              |                                  |                              |                                 |                              | 0                               | 0                            | 0                                | 0                            | 0                               | 0                            | 0                               |  |                                    |                                  |        |
| Keith Moreland, R<br>OBP: 0.545, SLG: 0.800<br>(1, 2)   |   |                                 |                              |                                 |                              |                                  |                              |                                 |                              | 3                               | 1                            | 2                                | 0                            | 0                               | 0                            | 2                               |  |                                    |                                  |        |
| Luis Aguayo, R<br>(6, FR)                               |   |                                 |                              |                                 |                              |                                  |                              |                                 |                              | 0                               | 1                            | 0                                | 0                            | 0                               | 0                            | 0                               |  |                                    |                                  |        |
| Garry Maddox, R<br>(7, 8)                               |   |                                 |                              |                                 |                              |                                  |                              |                                 |                              | 1                               | 0                            | 0                                | 0                            | 0                               | 0                            | 1                               |  |                                    |                                  |        |
| Larry Bowa, S<br>OBP: 0.200, SLG: 0.300<br>(1, 6)       |   |                                 |                              |                                 |                              |                                  |                              |                                 |                              | 3                               | 0                            | 2                                | 1                            | 0                               | 0                            | 2                               |  |                                    |                                  |        |
| Manny Trillo, R<br>OBP: 0.333, SLG: 0.111<br>(1, 4)     |   |                                 |                              |                                 |                              |                                  |                              |                                 |                              | 2                               | 1                            | 1                                | 1                            | 2                               | 0                            | 1                               |  |                                    |                                  |        |
| Larry Christenson, R<br>(1, 1)                          |   |                                 |                              |                                 |                              |                                  |                              |                                 |                              | 2                               | 0                            | 0                                | 0                            | 0                               | 1                            | 3                               |  |                                    |                                  |        |
| George Vukovich, L<br>OBP: 0.750, SLG: 0.750<br>(6, PH) |   |                                 |                              |                                 |                              |                                  |                              |                                 |                              | 2                               | 0                            | 2                                | 1                            | 0                               | 0                            | 0                               |  |                                    |                                  |        |
| <b>Inning Stats</b>                                     | R: 0<br>E: 0<br>K: 0<br>S: 3                          | H: 0<br>LOB: 1<br>BB: 1<br>P: 7 | R: 2<br>E: 1<br>K: 1<br>S: 8 | H: 3<br>LOB: 0<br>BB: 0<br>P: 8 | R: 0<br>E: 0<br>K: 1<br>S: 6 | H: 1<br>LOB: 1<br>BB: 1<br>P: 10 | R: 0<br>E: 0<br>K: 0<br>S: 3 | H: 1<br>LOB: 1<br>BB: 1<br>P: 7 | R: 0<br>E: 0<br>K: 2<br>S: 8 | H: 1<br>LOB: 1<br>BB: 0<br>P: 8 | R: 2<br>E: 0<br>K: 0<br>S: 8 | H: 3<br>LOB: 2<br>BB: 1<br>P: 12 | R: 2<br>E: 1<br>K: 0<br>S: 5 | H: 3<br>LOB: 0<br>BB: 0<br>P: 5 | R: 0<br>E: 1<br>K: 0<br>S: 4 | H: 1<br>LOB: 2<br>BB: 0<br>P: 4 | 1B: 11<br>2B: 3<br>3B: 0<br>HR: 0  | SF: 0<br>SAC: 1<br>DP: 2<br>HBP: 0 | WP: 0<br>PB: 0<br>SB: 0<br>CS: 2 | PA: 39 |
| <b>PITCHER</b>  | IP WLS BF H R ER SO BB IBB HBP BLK WP HR S P ERA WHIP |                                 |                              |                                 |                              |                                  |                              |                                 |                              |                                 |                              |                                  |                              |                                 |                              |                                 |  |                                    |                                  |        |
| Ray Burris, R<br>ERA: 5.06<br>(1, 1)                    | 5.1 L 26 7 4 3 4 3 1 0 0 0 0 0 30 46 5.06 1.875       |                                 |                              |                                 |                              |                                  |                              |                                 |                              |                                 |                              |                                  |                              |                                 |                              |                                 |  |                                    |                                  |        |
| Bill Lee, L<br>ERA: 4.5<br>(6, 1)                       | 0.2 4 2 0 0 0 1 0 0 0 0 0 0 6 6 0.00 3.000            |                                 |                              |                                 |                              |                                  |                              |                                 |                              |                                 |                              |                                  |                              |                                 |                              |                                 |  |                                    |                                  |        |
| Elias Sosa, R<br>ERA: 4.5<br>(7, 1)                     | 2.0 9 4 2 1 0 0 0 0 0 0 0 0 9 9 4.50 2.000            |                                 |                              |                                 |                              |                                  |                              |                                 |                              |                                 |                              |                                  |                              |                                 |                              |                                 |  |                                    |                                  |        |



| Batter  | 1                            | 2                               | 3                            | 4                               | 5                            | 6                                | 7                            | 8                               | 9                            | 10                               | AB                           | R                               | H                            | RBI                             | BB                           | SO                              | LOB                          | TOP  |                                  |                                    |  |
|---|------------------------------|---------------------------------|------------------------------|---------------------------------|------------------------------|----------------------------------|------------------------------|---------------------------------|------------------------------|----------------------------------|------------------------------|---------------------------------|------------------------------|---------------------------------|------------------------------|---------------------------------|------------------------------|--|----------------------------------|------------------------------------|--|
| Warren Cromartie, L<br>OBP: 0.278, SLG: 0.389 | 1-3                          |                                 | K                            |                                 | L4                           | K                                |                              |                                 | P6                           |                                  | 5                            | 0                               | 0                            | 0                               | 0                            | 2                               | 6                            | <b>Montreal Expos @ Philadelphia Phillies</b><br>Veterans Stadium, Philadelphia, PA<br>Sat Oct 10 1981, 3:33 AM EDT<br>Att: 38,818 - Unknown |                                  |                                    |  |
| Jerry White, S<br>OBP: 0.235, SLG: 0.214      | F9                           |                                 | F7                           |                                 | SF9                          |                                  | 2B                           |                                 | P4                           |                                  | 3                            | 1                               | 0                            | 1                               | 1                            | 0                               | 1                            |  |                                  |                                    |  |
| Andre Dawson, R<br>OBP: 0.353, SLG: 0.438     | 1B                           |                                 |                              | K                               | F9                           |                                  | L9                           |                                 | F9                           |                                  | 5                            | 0                               | 1                            | 0                               | 0                            | 1                               | 3                            |  |                                  |                                    |  |
| Gary Carter, R<br>OBP: 0.471, SLG: 1.067      | K                            |                                 |                              |                                 |                              | P4                               |                              |                                 |                              |                                  | 5                            | 1                               | 3                            | 2                               | 0                            | 1                               | 1                            |  |                                  |                                    |  |
| Larry Parrish, R<br>OBP: 0.118, SLG: 0.063    |                              | K                               |                              | HR                              |                              |                                  | 2B                           |                                 |                              | G1-4-6                           | 5                            | 1                               | 1                            | 0                               | 0                            | 1                               | 2                            |  |                                  |                                    |  |
| Terry Francona, L<br>OBP: 0.265, SLG: 0.273   | 4-3                          |                                 |                              | F7                              |                              | 1B                               |                              |                                 |                              |                                  | 4                            | 0                               | 0                            | 0                               | 0                            | 1                               | 2                            |  |                                  |                                    |  |
| Jeff Reardon, R                               |                              |                                 |                              |                                 |                              | 1B                               | 4-3                          |                                 |                              |                                  | 1                            | 0                               | 0                            | 0                               | 0                            | 1                               | 0                            |  |                                  |                                    |  |
| Chris Speier, R<br>OBP: 0.667, SLG: 0.727     | F3                           |                                 |                              |                                 | BB                           |                                  |                              | K                               |                              |                                  | 4                            | 2                               | 2                            | 0                               | 0                            | 1                               | 0                            |  |                                  |                                    |  |
| Jerry Manuel, S<br>OBP: 0.167, SLG: 0.091     |                              |                                 |                              |                                 | 2B                           |                                  |                              |                                 |                              |                                  | 1                            | 0                               | 1                            | 0                               | 1                            | 0                               | 0                            |  |                                  |                                    |  |
| John Milner, L<br>OBP: 0.500, SLG: 0.500      |                              |                                 |                              |                                 | SF9                          | BB                               |                              | F7                              |                              |                                  | 1                            | 0                               | 1                            | 1                               | 0                            | 0                               | 0                            |  |                                  |                                    |  |
| Mike Phillips, L                              |                              |                                 |                              |                                 | BB                           |                                  |                              |                                 |                              |                                  | 1                            | 0                               | 0                            | 0                               | 0                            | 0                               | 0                            |  |                                  |                                    |  |
| Scott Sanderson, R                            |                              |                                 |                              |                                 | 1B                           |                                  |                              |                                 |                              |                                  | 1                            | 0                               | 0                            | 0                               | 0                            | 1                               | 1                            |  |                                  |                                    |  |
| Stan Bahnsen, R                               |                              |                                 |                              |                                 |                              |                                  |                              |                                 |                              |                                  | 0                            | 0                               | 0                            | 0                               | 0                            | 0                               | 0                            |  |                                  |                                    |  |
| Brad Mills, L                                 |                              |                                 |                              |                                 |                              |                                  |                              |                                 |                              |                                  | 0                            | 0                               | 0                            | 0                               | 1                            | 0                               | 0                            |  |                                  |                                    |  |
| Elias Sosa, R                                 |                              |                                 |                              |                                 |                              |                                  |                              |                                 |                              |                                  | 0                            | 0                               | 0                            | 0                               | 0                            | 0                               | 0                            |  |                                  |                                    |  |
| Wallace Johnson, S                            |                              |                                 |                              |                                 |                              |                                  |                              |                                 |                              |                                  | 0                            | 0                               | 1                            | 1                               | 0                            | 0                               | 0                            |  |                                  |                                    |  |
| Woodie Fryman, R                              |                              |                                 |                              |                                 |                              |                                  |                              |                                 |                              |                                  | 0                            | 0                               | 0                            | 0                               | 0                            | 0                               | 0                            |  |                                  |                                    |  |
| Tim Wallach, R                                |                              |                                 |                              |                                 |                              |                                  |                              |                                 |                              |                                  | 1                            | 0                               | 0                            | 0                               | 0                            | 0                               | 0                            |  |                                  |                                    |  |
| Inning Stats                                  | R: 0<br>E: 0<br>K: 1<br>S: 6 | H: 1<br>LOB: 1<br>BB: 0<br>P: 6 | R: 0<br>E: 0<br>K: 1<br>S: 5 | H: 0<br>LOB: 0<br>BB: 0<br>P: 5 | R: 0<br>E: 0<br>K: 2<br>S: 8 | H: 1<br>LOB: 1<br>BB: 0<br>P: 8  | R: 1<br>E: 0<br>K: 1<br>S: 6 | H: 1<br>LOB: 0<br>BB: 0<br>P: 6 | R: 1<br>E: 0<br>K: 2<br>S: 4 | H: 4<br>LOB: 2<br>BB: 0<br>P: 11 | R: 1<br>E: 0<br>K: 0<br>S: 4 | H: 1<br>LOB: 1<br>BB: 0<br>P: 8 | R: 0<br>E: 0<br>K: 1<br>S: 5 | H: 0<br>LOB: 0<br>BB: 0<br>P: 5 | R: 0<br>E: 0<br>K: 0<br>S: 3 | H: 0<br>LOB: 0<br>BB: 0<br>P: 3 | R: 0<br>E: 0<br>K: 1<br>S: 5 | H: 1<br>LOB: 0<br>BB: 0<br>P: 5  | 1B: 7<br>2B: 2<br>3B: 0<br>HR: 1 | SF: 1<br>SAC: 0<br>DP: 1<br>HBP: 0 | WP: 0<br>PA: 42<br>PB: 0<br>SB: 1<br>CS: 0 |
| PITCHER                                       | IP                           | WLS                             | BF                           | H                               | R                            | ER                               | SO                           | BB                              | IBB                          | HBP                              | BLK                          | WP                              | HR                           | S                               | P                            | ERA                             | WHIP                         |  |                                  |                                    |  |
| Dickie Noles, R<br>ERA: 4.5                   | 4.0                          |                                 | 18                           | 4                               | 2                            | 2                                | 5                            | 2                               | 0                            | 0                                | 0                            | 0                               | 0                            | 10                              | 10                           | 4.50                            | 1.500                        |  |                                  |                                    |  |
| Warren Brusstar, R<br>ERA: 4.91               | 1.2                          | 8                               | 3                            | 2                               | 2                            | 1                                | 0                            | 0                               | 0                            | 0                                | 0                            | 0                               | 0                            | 4                               | 4                            | 0.00                            | 3.000                        |  |                                  |                                    |  |
| Sparky Lytle, L<br>ERA:                       | 0.1                          | 2                               | 1                            | 0                               | 0                            | 1                                | 0                            | 0                               | 0                            | 0                                | 0                            | 0                               | 0                            | 4                               | 8                            | 9.00                            | 2.000                        |  |                                  |                                    |  |
| Ron Reed, R<br>ERA: 3.6                       | 1.0                          | 5                               | 1                            | 1                               | 1                            | 0                                | 1                            | 0                               | 0                            | 0                                | 0                            | 0                               | 0                            | 4                               | 8                            | 9.00                            | 2.000                        |  |                                  |                                    |  |
| Tug McGraw, L<br>ERA:                         | 3.0                          | W                               | 9                            | 1                               | 0                            | 0                                | 2                            | 0                               | 0                            | 0                                | 0                            | 0                               | 0                            | 13                              | 13                           | 0.00                            | 0.333                        |  |                                  |                                    |  |
| Batter  | 1                            | 2                               | 3                            | 4                               | 5                            | 6                                | 7                            | 8                               | 9                            | 10                               | AB                           | R                               | H                            | RBI                             | BB                           | SO                              | LOB                          | BOTTOM   |                                  |                                    |  |
| Lonnie Smith, R<br>OBP: 0.267, SLG: 0.333     | K                            |                                 |                              | K                               |                              |                                  |                              |                                 | F8                           |                                  | 3                            | 0                               | 0                            | 0                               | 0                            | 2                               | 2                            | <b>Montreal Expos @ Philadelphia Phillies</b><br>Veterans Stadium, Philadelphia, PA<br>Sat Oct 10 1981, 3:33 AM EDT<br>Att: 38,818 - Unknown |                                  |                                    |  |
| Gary Maddox, R<br>OBP: 0.333, SLG: 0.667      |                              | L8                              |                              |                                 |                              |                                  |                              |                                 |                              |                                  | 2                            | 0                               | 1                            | 0                               | 0                            | 0                               | 0                            |  |                                  |                                    |  |
| Pete Rose, S<br>OBP: 0.333, SLG: 0.353        | F9                           |                                 | 6-4-3                        | BB                              | 1B                           |                                  |                              |                                 | P6                           |                                  | 5                            | 1                               | 1                            | 0                               | 0                            | 0                               | 1                            |  |                                  |                                    |  |
| Bake McBride, L<br>OBP: 0.200, SLG: 0.267     |                              |                                 |                              |                                 |                              |                                  |                              |                                 |                              |                                  | 3                            | 1                               | 1                            | 0                               | 0                            | 1                               | 1                            |  |                                  |                                    |  |
| Ron Reed, R                                   |                              |                                 |                              |                                 |                              |                                  |                              |                                 |                              |                                  | 0                            | 0                               | 0                            | 0                               | 0                            | 0                               | 0                            |  |                                  |                                    |  |
| Ramon Aviles, R                               |                              |                                 |                              |                                 |                              |                                  |                              |                                 |                              |                                  | 0                            | 0                               | 0                            | 0                               | 1                            | 0                               | 0                            |  |                                  |                                    |  |
| Tug McGraw, R                                 |                              |                                 |                              |                                 |                              |                                  |                              |                                 |                              |                                  | 0                            | 0                               | 0                            | 0                               | 0                            | 0                               | 0                            |  |                                  |                                    |  |
| George Vukovich, L<br>OBP: 0.800, SLG: 1.400  |                              |                                 |                              |                                 |                              |                                  |                              |                                 |                              |                                  | 1                            | 1                               | 1                            | 1                               | 0                            | 0                               | 0                            |  |                                  |                                    |  |
| Mike Schmidt, R<br>OBP: 0.438, SLG: 0.583     |                              |                                 |                              |                                 |                              |                                  |                              |                                 |                              |                                  | 3                            | 2                               | 1                            | 2                               | 1                            | 1                               | 2                            |  |                                  |                                    |  |
| Gary Matthews, R<br>OBP: 0.438, SLG: 0.750    |                              |                                 |                              |                                 |                              |                                  |                              |                                 |                              |                                  | 4                            | 1                               | 2                            | 1                               | 0                            | 0                               | 4                            |  |                                  |                                    |  |
| Keith Moreland, R<br>OBP: 0.500, SLG: 0.692   |                              |                                 |                              |                                 |                              |                                  |                              |                                 |                              |                                  | 3                            | 0                               | 1                            | 2                               | 0                            | 0                               | 1                            |  |                                  |                                    |  |
| Bob Boone, R                                  |                              |                                 |                              |                                 |                              |                                  |                              |                                 |                              |                                  | 1                            | 0                               | 0                            | 0                               | 0                            | 0                               | 0                            |  |                                  |                                    |  |
| Larry Bowa, S<br>OBP: 0.214, SLG: 0.286       |                              | L4                              | CS                           | 1-3                             |                              |                                  |                              |                                 | P6                           |                                  | 4                            | 0                               | 1                            | 0                               | 0                            | 0                               | 0                            |  |                                  |                                    |  |
| Manny Trillo, R<br>OBP: 0.313, SLG: 0.083     |                              |                                 |                              |                                 |                              |                                  |                              |                                 |                              |                                  | 3                            | 0                               | 0                            | 0                               | 1                            | 0                               | 1                            |  |                                  |                                    |  |
| Dickie Noles, R                               |                              |                                 |                              |                                 |                              |                                  |                              |                                 |                              |                                  | 0                            | 0                               | 0                            | 0                               | 1                            | 0                               | 0                            |  |                                  |                                    |  |
| Warren Brusstar, R                            |                              |                                 |                              |                                 |                              |                                  |                              |                                 |                              |                                  | 0                            | 0                               | 0                            | 0                               | 0                            | 0                               | 0                            |  |                                  |                                    |  |
| Sparky Lytle, L                               |                              |                                 |                              |                                 |                              |                                  |                              |                                 |                              |                                  | 0                            | 0                               | 0                            | 0                               | 0                            | 0                               | 0                            |  |                                  |                                    |  |
| Dick Davis, R                                 |                              |                                 |                              |                                 |                              |                                  |                              |                                 |                              |                                  | 2                            | 0                               | 0                            | 0                               | 0                            | 1                               | 1                            |  |                                  |                                    |  |
| Inning Stats                                  | R: 2<br>E: 0<br>K: 1<br>S: 8 | H: 3<br>LOB: 1<br>BB: 0<br>P: 8 | R: 0<br>E: 0<br>K: 0<br>S: 3 | H: 0<br>LOB: 1<br>BB: 1<br>P: 7 | R: 2<br>E: 1<br>K: 1<br>S: 6 | H: 2<br>LOB: 0<br>BB: 1<br>P: 10 | R: 0<br>E: 0<br>K: 1<br>S: 5 | H: 0<br>LOB: 1<br>BB: 1<br>P: 9 | R: 0<br>E: 0<br>K: 1<br>S: 5 | H: 2<br>LOB: 0<br>BB: 0<br>P: 5  | R: 1<br>E: 0<br>K: 0<br>S: 4 | H: 1<br>LOB: 2<br>BB: 1<br>P: 8 | R: 0<br>E: 0<br>K: 0<br>S: 3 | H: 0<br>LOB: 0<br>BB: 0<br>P: 3 | R: 0<br>E: 0<br>K: 1<br>S: 5 | H: 0<br>LOB: 0<br>BB: 0<br>P: 5 | R: 1<br>E: 0<br>K: 0<br>S: 1 | H: 1<br>LOB: 0<br>BB: 0<br>P: 1  | 1B: 5<br>2B: 1<br>3B: 0<br>HR: 3 | SF: 0<br>SAC: 1<br>DP: 0<br>HBP: 0 | WP: 0<br>PA: 40<br>PB: 0<br>SB: 0<br>CS: 1 |
| PITCHER                                       | IP                           | WLS                             | BF                           | H                               | R                            | ER                               | SO                           | BB                              | IBB                          | HBP                              | BLK                          | WP                              | HR                           | S                               | P                            | ERA                             | WHIP                         |  |                                  |                                    |  |
| Scott Sanderson, R<br>ERA: 6.75               | 2.2                          |                                 | 14                           | 4                               | 4                            | 2                                | 2                            | 2                               | 0                            | 0                                | 0                            | 0                               | 0                            | 16                              | 24                           | 6.75                            | 2.250                        |  |                                  |                                    |  |
| Stan Bahnsen, R                               | 3.1                          | 1.1                             | 5                            | 1                               | 0                            | 0                                | 1                            | 1                               | 0                            | 0                                | 0                            | 0                               | 0                            | 6                               | 10                           | 0.00                            | 1.500                        |  |                                  |                                    |  |
| Elias Sosa, R<br>ERA: 3.0                     | 1.0                          | 3                               | 0                            | 0                               | 0                            | 1                                | 0                            | 0                               | 0                            | 0                                | 0                            | 0                               | 0                            | 5                               | 5                            | 0.00                            | 0.000                        |  |                                  |                                    |  |
| Woodie Fryman, L<br>ERA: 6.75                 | 1.1                          | 8                               | 3                            | 1                               | 1                            | 0                                | 1                            | 0                               | 0                            | 0                                | 0                            | 0                               | 1                            | 7                               | 11                           | 6.75                            | 3.000                        |  |                                  |                                    |  |
| Jeff Reardon, R<br>ERA: 2.09                  | 2.2                          | L                               | 9                            | 1                               | 1                            | 1                                | 1                            | 0                               | 0                            | 0                                | 0                            | 0                               | 1                            | 11                              | 11                           | 3.38                            | 0.375                        |  |                                  |                                    |  |







| Batter   | 1   | 2                               | 3                            | 4                               | 5                            | 6                                | 7                            | 8                                | 9                             | AB                               | R                            | H                                | RBI                           | BB                               | SO                            | LOB                              | TOP                              |                                    |                                  |        |
|--|---|---------------------------------|------------------------------|---------------------------------|------------------------------|----------------------------------|------------------------------|----------------------------------|-------------------------------|----------------------------------|------------------------------|----------------------------------|-------------------------------|----------------------------------|-------------------------------|----------------------------------|----------------------------------|------------------------------------|----------------------------------|--------|
| Tim Raines, S (1, 7)<br>OBP: 0.250, SLG: 0.250                                   | F7  |                                 | F7                           |                                 |                              | 5-3                              |                              |                                  |                               | 4                                | 0                            | 1                                | 0                             | 0                                | 0                             | 1                                |                                  |                                    |                                  |        |
| Rodney Scott, S (1, 4)<br>OBP: 0.750, SLG: 0.667                                 | G5-4-3<br>1B  |                                 |                              | 1B                              |                              |                                  |                              | K                                |                               | 3                                | 0                            | 2                                | 0                             | 1                                | 1                             | 1                                |                                  |                                    |                                  |        |
| Andre Dawson, R (1, 8)<br>OBP: 0.280, SLG: 0.333                                 | G5-4-3<br>1-2   |                                 |                              | L5                              |                              | K                                |                              | F7                               |                               | 4                                | 0                            | 0                                | 0                             | 0                                | 1                             | 4                                |                                  |                                    |                                  |        |
| Gary Carter, R (1, 2)<br>OBP: 0.480, SLG: 0.909                                  |   | G4-6-3<br>1B                    |                              | P5                              |                              |                                  |                              |                                  |                               | 3                                | 1                            | 2                                | 0                             | 1                                | 0                             | 1                                |                                  |                                    |                                  |        |
| Larry Parrish, R (1, 5)<br>OBP: 0.200, SLG: 0.250                                | F3  |                                 |                              | P4                              |                              |                                  |                              |                                  |                               | 4                                | 0                            | 1                                | 1                             | 0                                | 0                             | 4                                |                                  |                                    |                                  |        |
| Warren Cromartie, L (1, 3)<br>OBP: 0.231, SLG: 0.308                             | G4-6-3<br>1-2   |                                 |                              |                                 |                              |                                  |                              |                                  |                               | 4                                | 0                            | 1                                | 0                             | 0                                | 0                             | 1                                |                                  |                                    |                                  |        |
| Jerry White, S (1, 9)<br>OBP: 0.280, SLG: 0.318                                  |   |                                 | P4                           |                                 |                              |                                  |                              |                                  |                               | 4                                | 0                            | 2                                | 0                             | 0                                | 0                             | 2                                |                                  |                                    |                                  |        |
| Chris Speier, R (1, 6)<br>OBP: 0.435, SLG: 0.421                                 |   |                                 | F9                           |                                 |                              |                                  |                              |                                  |                               | 4                                | 0                            | 0                                | 0                             | 0                                | 0                             | 4                                |                                  |                                    |                                  |        |
| Bill Gullickson, R (1, 1)<br>Terry Francona, L (8, PH)<br>Jeff Reardon, R (8, 1) |   |                                 |                              |                                 |                              |                                  |                              |                                  |                               | 1                                | 0                            | 0                                | 0                             | 1                                | 0                             | 1                                |                                  |                                    |                                  |        |
|  |   |                                 |                              |                                 |                              |                                  |                              |                                  |                               | 1                                | 0                            | 0                                | 0                             | 0                                | 1                             | 0                                |                                  |                                    |                                  |        |
|  |   |                                 |                              |                                 |                              |                                  |                              |                                  |                               | 0                                | 0                            | 0                                | 0                             | 0                                | 0                             | 0                                |                                  |                                    |                                  |        |
| <b>Inning Stats</b>  | R: 0<br>E: 0<br>K: 0<br>S: 5                          | H: 1<br>LOB: 0<br>BB: 0<br>P: 9 | R: 0<br>E: 0<br>K: 0<br>S: 3 | H: 1<br>LOB: 0<br>BB: 0<br>P: 4 | R: 0<br>E: 0<br>K: 0<br>S: 8 | H: 0<br>LOB: 1<br>BB: 1<br>P: 14 | R: 0<br>E: 0<br>K: 0<br>S: 9 | H: 1<br>LOB: 1<br>BB: 0<br>P: 13 | R: 0<br>E: 0<br>K: 1<br>S: 10 | H: 0<br>LOB: 2<br>BB: 2<br>P: 15 | R: 0<br>E: 0<br>K: 0<br>S: 7 | H: 1<br>LOB: 0<br>BB: 0<br>P: 11 | R: 0<br>E: 0<br>K: 2<br>S: 11 | H: 1<br>LOB: 1<br>BB: 0<br>P: 15 | R: 1<br>E: 0<br>K: 0<br>S: 13 | H: 3<br>LOB: 1<br>BB: 0<br>P: 16 | 1B: 6<br>2B: 4<br>3B: 0<br>HR: 0 | SF: 0<br>SAC: 0<br>DP: 4<br>HBP: 0 | WP: 0<br>PB: 0<br>SB: 2<br>CS: 0 | PA: 35 |
| <b>PITCHER</b>   | IP WLS BF H R ER SO BB IBB HBP BLK WP HR S P ERA WHIP |                                 |                              |                                 |                              |                                  |                              |                                  |                               |                                  |                              |                                  |                               |                                  |                               |                                  |                                  |                                    |                                  |        |
| Burt Hooton, R (1, 1)<br>ERA: 0.63   | 7.1 W 28 6 0 0 2 3 0 0 0 0 0 0 60 99 0.00 1.227       |                                 |                              |                                 |                              |                                  |                              |                                  |                               |                                  |                              |                                  |                               |                                  |                               |                                  |                                  |                                    |                                  |        |
| Bob Welch, R (8, 1)<br>ERA: 5.4  | 0.2 4 2 1 1 1 0 0 0 0 0 0 0 11 14 13.50 3.000         |                                 |                              |                                 |                              |                                  |                              |                                  |                               |                                  |                              |                                  |                               |                                  |                               |                                  |                                  |                                    |                                  |        |
| Steve Howe, L (9, 1)<br>ERA:   | 1.0 3 1 0 0 0 0 0 0 0 0 0 0 7 8 0.00 1.000            |                                 |                              |                                 |                              |                                  |                              |                                  |                               |                                  |                              |                                  |                               |                                  |                               |                                  |                                  |                                    |                                  |        |

**Montreal Expos @ Los Angeles Dodgers**  
 Dodger Stadium, Los Angeles, CA  
 Tue Oct 13 1981, 3:33 AM PDT  
 Att: 51,273 - Unknown

|     |    |
|-----|----|
| AB  | 32 |
| R   | 1  |
| H   | 9  |
| RBI | 1  |
| BB  | 3  |
| SO  | 3  |
| LOB | 19 |



| Batter   | 1   | 2                                | 3                             | 4                                | 5                            | 6                               | 7                             | 8                                | 9                             | AB                               | R                            | H                               | RBI                           | BB                               | SO                           | LOB                              | BOTTOM                           |                                    |                                  |        |
|--|---|----------------------------------|-------------------------------|----------------------------------|------------------------------|---------------------------------|-------------------------------|----------------------------------|-------------------------------|----------------------------------|------------------------------|---------------------------------|-------------------------------|----------------------------------|------------------------------|----------------------------------|----------------------------------|------------------------------------|----------------------------------|--------|
| Davey Lopes, R (1, 4)<br>OBP: 0.333, SLG: 0.261                      | K   |                                  | F2                            |                                  |                              |                                 |                               |                                  |                               | 3                                | 0                            | 1                               | 0                             | 1                                | 1                            | 0                                |                                  |                                    |                                  |        |
| Ken Landreaux, L (1, 8)<br>OBP: 0.208, SLG: 0.292                    | P6  |                                  |                               |                                  |                              |                                 |                               |                                  |                               | 4                                | 0                            | 1                               | 0                             | 0                                | 1                            | 2                                |                                  |                                    |                                  |        |
| Dusty Baker Jr., R (1, 7)<br>OBP: 0.250, SLG: 0.190                  | 4-3   |                                  | P3                            |                                  |                              |                                 |                               |                                  |                               | 3                                | 0                            | 0                               | 0                             | 0                                | 0                            | 1                                |                                  |                                    |                                  |        |
| Steve Garvey, R (1, 3)<br>OBP: 0.348, SLG: 0.696                     |   | 2B<br>1B                         | F7                            |                                  |                              |                                 |                               |                                  |                               | 4                                | 1                            | 1                               | 0                             | 0                                | 1                            | 3                                |                                  |                                    |                                  |        |
| Ron Cey, R (1, 5)<br>Derrel Thomas, S (8, PR) (9, 5)                 |   | 1B<br>SH1-4<br>2B                |                               |                                  |                              |                                 |                               |                                  |                               | 4                                | 1                            | 2                               | 1                             | 0                                | 1                            | 0                                |                                  |                                    |                                  |        |
| Pedro Guerrero, R (1, 9)<br>OBP: 0.281, SLG: 0.524                   |   | K                                |                               |                                  |                              |                                 |                               |                                  |                               | 4                                | 1                            | 1                               | 2                             | 0                                | 1                            | 1                                |                                  |                                    |                                  |        |
| Mike Scioscia, L (1, 2)<br>OBP: 0.333, SLG: 0.438                    |   |                                  |                               |                                  |                              |                                 |                               |                                  |                               | 3                                | 1                            | 2                               | 1                             | 1                                | 0                            | 0                                |                                  |                                    |                                  |        |
| Bill Russell, R (1, 6)<br>OBP: 0.318, SLG: 0.263                     |   | SH1-4                            |                               |                                  |                              |                                 |                               |                                  |                               | 3                                | 0                            | 0                               | 1                             | 0                                | 0                            | 2                                |                                  |                                    |                                  |        |
| Burt Hooton, R (1, 1)<br>Bob Welch, R (8, 1)<br>Steve Howe, L (9, 1) |   |                                  |                               |                                  |                              |                                 |                               |                                  |                               | 3                                | 0                            | 0                               | 0                             | 0                                | 1                            | 1                                |                                  |                                    |                                  |        |
|  |   |                                  |                               |                                  |                              |                                 |                               |                                  |                               | 0                                | 0                            | 0                               | 0                             | 0                                | 0                            | 0                                |                                  |                                    |                                  |        |
|  |   |                                  |                               |                                  |                              |                                 |                               |                                  |                               | 0                                | 0                            | 0                               | 0                             | 0                                | 0                            | 0                                |                                  |                                    |                                  |        |
| <b>Inning Stats</b>  | R: 0<br>E: 0<br>K: 1<br>S: 8                          | H: 0<br>LOB: 0<br>BB: 0<br>P: 12 | R: 2<br>E: 0<br>K: 1<br>S: 14 | H: 3<br>LOB: 1<br>BB: 0<br>P: 21 | R: 0<br>E: 0<br>K: 0<br>S: 8 | H: 1<br>LOB: 1<br>BB: 0<br>P: 9 | R: 0<br>E: 0<br>K: 1<br>S: 12 | H: 0<br>LOB: 1<br>BB: 1<br>P: 22 | R: 0<br>E: 0<br>K: 1<br>S: 12 | H: 0<br>LOB: 2<br>BB: 1<br>P: 21 | R: 0<br>E: 0<br>K: 0<br>S: 8 | H: 0<br>LOB: 0<br>BB: 0<br>P: 9 | R: 0<br>E: 0<br>K: 2<br>S: 10 | H: 1<br>LOB: 1<br>BB: 0<br>P: 13 | R: 3<br>E: 0<br>K: 0<br>S: 8 | H: 3<br>LOB: 1<br>BB: 0<br>P: 13 | 1B: 4<br>2B: 2<br>3B: 0<br>HR: 2 | SF: 0<br>SAC: 1<br>DP: 0<br>HBP: 1 | WP: 0<br>PB: 0<br>SB: 2<br>CS: 0 | PA: 35 |
| <b>PITCHER</b>   | IP WLS BF H R ER SO BB IBB HBP BLK WP HR S P ERA WHIP |                                  |                               |                                  |                              |                                 |                               |                                  |                               |                                  |                              |                                 |                               |                                  |                              |                                  |                                  |                                    |                                  |        |
| Bill Gullickson, R (1, 1)<br>ERA: 1.84                               | 7.0 L 29 5 2 2 0 2 0 0 0 0 0 0 72 107 2.57 1.000      |                                  |                               |                                  |                              |                                 |                               |                                  |                               |                                  |                              |                                 |                               |                                  |                              |                                  |                                  |                                    |                                  |        |
| Jeff Reardon, R (8, 1)<br>ERA: 6.75                                  | 1.0 6 3 3 3 0 0 0 0 0 0 0 2 8 13 27.00 3.000          |                                  |                               |                                  |                              |                                 |                               |                                  |                               |                                  |                              |                                 |                               |                                  |                              |                                  |                                  |                                    |                                  |        |

**Montreal Expos @ Los Angeles Dodgers**  
 Dodger Stadium, Los Angeles, CA  
 Tue Oct 13 1981, 3:33 AM PDT  
 Att: 51,273 - Unknown

|     |    |
|-----|----|
| AB  | 31 |
| R   | 5  |
| H   | 8  |
| RBI | 5  |
| BB  | 2  |
| SO  | 6  |
| LOB | 10 |





| Batter   | 1                                  | 2                                | 3                             | 4                                | 5  | 6                               | 7                            | 8                                | 9                            | AB                               | R                             | H                                | RBI                           | BB                               | SO                           | LOB                              | TOP                              |                                    |                                   |  |  |  |  |  |  |  |  |
|--|------------------------------------|----------------------------------|-------------------------------|----------------------------------|--|---------------------------------|------------------------------|----------------------------------|------------------------------|----------------------------------|-------------------------------|----------------------------------|-------------------------------|----------------------------------|------------------------------|----------------------------------|----------------------------------|------------------------------------|-----------------------------------|--|--|--|--|--|--|--|--|
| Tim Raines, S<br>OBP: 0.444, SLG: 0.556<br>Terry Francona, L<br>OBP: 0.375, SLG: 0.308 | 1-0<br>CS<br>1B                    | 2-0<br>2-H<br>3-H<br>1B          |                               |                                  | 2-0<br>6-3                                   |                                 | 0-0<br>2B                    |                                  | 1-2<br>4-3                   | 5                                | 0                             | 3                                | 1                             | 0                                | 0                            | 0                                |                                  |                                    |                                   |  |  |  |  |  |  |  |  |
| Rodney Scott, S<br>OBP: 0.375, SLG: 0.286  | 2-1<br>SAFE<br>SAFE<br>SAFE<br>4-3 |                                  | 0-0<br>5-3                    |                                  | 3-3<br>K                                     | 2-3<br>K                        |                              |                                  |                              | 4                                | 0                             | 0                                | 0                             | 0                                | 0                            | 2                                | 3                                |                                    |                                   |  |  |  |  |  |  |  |  |
| Andre Dawson, R<br>OBP: 0.276, SLG: 0.321  | 2-2<br>5-3                         |                                  | 1-1<br>F9                     |                                  | 2-1<br>1B<br>E<br>1B                         | 1-1<br>6-3                      |                              |                                  |                              | 4                                | 1                             | 1                                | 0                             | 0                                | 0                            | 2                                |                                  |                                    |                                   |  |  |  |  |  |  |  |  |
| Gary Carter, R<br>OBP: 0.483, SLG: 0.846   |                                    | 1-0<br>5-3                       | 1-3<br>K                      |                                  | 1-0<br>SAFE<br>SAFE<br>E7<br>WP<br>1-H<br>1B |                                 |                              | 0-1<br>FC4-6<br>1B               |                              | 4                                | 0                             | 2                                | 0                             | 0                                | 1                            | 0                                |                                  |                                    |                                   |  |  |  |  |  |  |  |  |
| Larry Parrish, R<br>OBP: 0.207, SLG: 0.250   |                                    | 1-0<br>1B<br>2B<br>1B            |                               | 0-1<br>F8                        | 1-0<br>P5                                    |                                 |                              | 0-1<br>FC4-6<br>1-2f<br>1B       |                              | 4                                | 1                             | 1                                | 0                             | 0                                | 0                            | 2                                |                                  |                                    |                                   |  |  |  |  |  |  |  |  |
| Jerry White, S<br>OBP: 0.310, SLG: 0.320   |                                    | 3-0<br>2B<br>1-2<br>1B<br>1B     |                               | 3-2<br>5-3                       | 4-0<br>1B                                    | 3-2<br>BB                       |                              | 0-2<br>SAFE<br>SAFE<br>L7        |                              | 3                                | 1                             | 1                                | 0                             | 1                                | 0                            | 1                                |                                  |                                    |                                   |  |  |  |  |  |  |  |  |
| Warren Cromartie, L<br>OBP: 0.233, SLG: 0.333  |                                    | 1-0<br>1-3<br>2-H<br>1B<br>2B    |                               | 0-0<br>6-3                       | 1-2<br>SAFE<br>SAFE<br>4-3                   |                                 |                              | 3-2<br>SAFE<br>SAFE<br>P6        |                              | 4                                | 0                             | 1                                | 1                             | 0                                | 0                            | 3                                |                                  |                                    |                                   |  |  |  |  |  |  |  |  |
| Chris Speier, R<br>OBP: 0.444, SLG: 0.409  |                                    | 4-2<br>1B<br>BB                  |                               | 1-2<br>F7                        | 3-2<br>FC1-6<br>1B                           |                                 |                              | 2-2<br>6-3                       |                              | 3                                | 0                             | 1                                | 0                             | 1                                | 0                            | 0                                |                                  |                                    |                                   |  |  |  |  |  |  |  |  |
| Ray Burris, R<br>(1, 1)  |                                    | 0-3<br>K                         |                               | 1-3<br>K                         | 0-2<br>FC1-6<br>2B                           |                                 |                              | 1-3<br>K                         |                              | 4                                | 0                             | 0                                | 0                             | 0                                | 3                            | 4                                |                                  |                                    |                                   |  |  |  |  |  |  |  |  |
| <b>Inning Stats</b>  | R: 0<br>E: 0<br>K: 0<br>S: 7       | H: 1<br>LOB: 0<br>BB: 0<br>P: 12 | R: 2<br>E: 0<br>K: 1<br>S: 12 | H: 4<br>LOB: 2<br>BB: 1<br>P: 24 | R: 0<br>E: 0<br>K: 1<br>S: 6                 | H: 0<br>LOB: 0<br>BB: 0<br>P: 8 | R: 0<br>E: 0<br>K: 0<br>S: 7 | H: 0<br>LOB: 0<br>BB: 0<br>P: 10 | R: 0<br>E: 0<br>K: 1<br>S: 7 | H: 2<br>LOB: 2<br>BB: 1<br>P: 23 | R: 0<br>E: 0<br>K: 1<br>S: 12 | H: 2<br>LOB: 2<br>BB: 0<br>P: 18 | R: 0<br>E: 0<br>K: 0<br>S: 11 | H: 1<br>LOB: 1<br>BB: 0<br>P: 14 | R: 0<br>E: 0<br>K: 1<br>S: 9 | H: 0<br>LOB: 0<br>BB: 0<br>P: 13 | 1B: 8<br>2B: 2<br>3B: 0<br>HR: 0 | SF: 0<br>SAC: 0<br>DP: 0<br>HBP: 0 | WP: 1<br>PB: 0<br>CS: 1<br>PA: 37 |  |  |  |  |  |  |  |  |
| <b>PITCHER</b>   | IP                                 | WLS                              | BF                            | H                                | R  | ER                              | SO                           | BB                               | IBB                          | HBP                              | BLK                           | WP                               | HR                            | S                                | P                            | ERA                              | WHIP                             |                                    |                                   |  |  |  |  |  |  |  |  |
| Fernando Valenzuela, L<br>ERA: 1.96  | 6.0                                | L                                | 25                            | 7                                | 3  | 3                               | 4                            | 2                                | 0                            | 0                                | 0                             | 1                                | 0                             | 50                               | 88                           | 4.50                             | 1.500                            |                                    |                                   |  |  |  |  |  |  |  |  |
| Tom Niedenfuer, R<br>ERA:  | 0.1                                |                                  | 3                             | 2                                | 0  | 0                               | 0                            | 0                                | 0                            | 0                                | 0                             | 0                                | 0                             | 7                                | 10                           | 0.00                             | 6.000                            |                                    |                                   |  |  |  |  |  |  |  |  |
| Terry Forster, L<br>ERA:   | 0.1                                |                                  | 1                             | 0                                | 0  | 0                               | 1                            | 0                                | 0                            | 0                                | 0                             | 0                                | 0                             | 3                                | 5                            | 0.00                             | 0.000                            |                                    |                                   |  |  |  |  |  |  |  |  |
| Alejandro Pena, R<br>ERA:  | 1.1                                |                                  | 5                             | 1                                | 0  | 0                               | 0                            | 0                                | 0                            | 0                                | 0                             | 0                                | 0                             | 13                               | 17                           | 0.00                             | 0.750                            |                                    |                                   |  |  |  |  |  |  |  |  |
| Bobby Castillo, R<br>ERA:  | 1.0                                |                                  | 3                             | 0                                | 0  | 0                               | 1                            | 0                                | 0                            | 0                                | 0                             | 0                                | 0                             | 9                                | 13                           | 0.00                             | 0.000                            |                                    |                                   |  |  |  |  |  |  |  |  |

**Montreal Expos @ Los Angeles Dodgers**  
**Dodger Stadium, Los Angeles, CA**  
 Wed Oct 14 1981, 3:33 AM PDT  
 Att: 53,463 - Unknown

|     |    |
|-----|----|
| AB  | 35 |
| R   | 3  |
| H   | 10 |
| RBI | 2  |
| BB  | 2  |
| SO  | 6  |
| LOB | 15 |



| Batter   | 1                             | 2                                | 3                            | 4                               | 5                             | 6                                | 7                            | 8                                | 9                            | AB                               | R                            | H                                | RBI                          | BB                               | SO                           | LOB                              | BOTTOM                       |                                  |                                  |                                    |                                   |  |  |  |  |  |  |
|--|-------------------------------|----------------------------------|------------------------------|---------------------------------|-------------------------------|----------------------------------|------------------------------|----------------------------------|------------------------------|----------------------------------|------------------------------|----------------------------------|------------------------------|----------------------------------|------------------------------|----------------------------------|------------------------------|----------------------------------|----------------------------------|------------------------------------|-----------------------------------|--|--|--|--|--|--|
| Davey Lopes, R<br>OBP: 0.300, SLG: 0.231<br>Rick Monday, L<br>OBP: 0.294, SLG: 0.200<br>Bobby Castillo, R<br>(9, 1)      | 0-0<br>F8                     |                                  | 2-1<br>F7                    |                                 |                               | 1-0<br>F6                        |                              | 2-3<br>K                         |                              | 3                                | 0                            | 0                                | 0                            | 0                                | 0                            | 1                                |                              |                                  |                                  |                                    |                                   |  |  |  |  |  |  |
| Ken Landreaux, L<br>OBP: 0.214, SLG: 0.259   | 3-2<br>G3                     |                                  | 1-1<br>F2                    |                                 | 4-2<br>1B<br>BB               |                                  |                              | 1-1<br>L4                        |                              | 3                                | 0                            | 0                                | 0                            | 1                                | 0                            | 2                                |                              |                                  |                                  |                                    |                                   |  |  |  |  |  |  |
| Dusty Baker Jr., R<br>OBP: 0.286, SLG: 0.240   | 0-1<br>1B                     |                                  |                              | 0-2<br>5-3                      |                               | 0-0<br>G5-4-3<br>1B              |                              |                                  | 1-0<br>F8                    | 4                                | 0                            | 2                                | 0                            | 0                                | 0                            | 0                                |                              |                                  |                                  |                                    |                                   |  |  |  |  |  |  |
| Steve Garvey, R<br>OBP: 0.333, SLG: 0.630  | 1-3<br>K                      |                                  |                              | 2-0<br>4-3                      |                               | 0-1<br>G5-4-3<br>1-2f            |                              |                                  | 1-1<br>L6-4<br>E<br>1B       | 4                                | 0                            | 1                                | 0                            | 0                                | 1                            | 3                                |                              |                                  |                                  |                                    |                                   |  |  |  |  |  |  |
| Ron Cey, R<br>OBP: 0.250, SLG: 0.375   |                               | 0-0<br>5-3                       |                              | 1-3<br>K                        |                               | 3-2<br>6-3                       |                              |                                  | 2-1<br>E6                    | 4                                | 0                            | 0                                | 0                            | 0                                | 1                            | 1                                |                              |                                  |                                  |                                    |                                   |  |  |  |  |  |  |
| Pedro Guerrero, R<br>OBP: 0.259, SLG: 0.458  |                               | 1-0<br>6-3                       |                              |                                 | 4-1<br>FC4-6<br>BB            | 1-2<br>F9                        |                              |                                  | 2-0<br>L6-4                  | 3                                | 0                            | 0                                | 0                            | 1                                | 0                            | 2                                |                              |                                  |                                  |                                    |                                   |  |  |  |  |  |  |
| Mike Scioscia, L<br>OBP: 0.286, SLG: 0.368   |                               | 3-2<br>F8                        |                              |                                 | 0-0<br>FC4-6<br>1-2f          | 2-1<br>F8                        |                              |                                  |                              | 3                                | 0                            | 0                                | 0                            | 0                                | 0                            | 1                                |                              |                                  |                                  |                                    |                                   |  |  |  |  |  |  |
| Bill Russell, R<br>OBP: 0.360, SLG: 0.318  |                               |                                  | 3-2<br>FC3-6<br>1B           |                                 | 1-0<br>P6                     |                                  |                              | 0-1<br>1B                        |                              | 3                                | 0                            | 2                                | 0                            | 0                                | 0                            | 1                                |                              |                                  |                                  |                                    |                                   |  |  |  |  |  |  |
| Fernando Valenzuela, L<br>Tom Niedenfuer, R<br>Terry Forster, L<br>Alejandro Pena, R<br>Jay Johnstone, L<br>Steve Sax, R |                               |                                  | 0-2<br>FC3-6<br>1-2f         |                                 | 1-0<br>P6                     |                                  |                              | 0-1<br>P3                        |                              | 2                                | 0                            | 0                                | 0                            | 0                                | 0                            | 2                                |                              |                                  |                                  |                                    |                                   |  |  |  |  |  |  |
| <b>Inning Stats</b>  | R: 0<br>E: 0<br>K: 1<br>S: 10 | H: 1<br>LOB: 1<br>BB: 0<br>P: 14 | R: 0<br>E: 0<br>K: 0<br>S: 5 | H: 0<br>LOB: 0<br>BB: 0<br>P: 9 | R: 0<br>E: 0<br>K: 0<br>S: 10 | H: 1<br>LOB: 1<br>BB: 0<br>P: 16 | R: 0<br>E: 0<br>K: 1<br>S: 7 | H: 0<br>LOB: 0<br>BB: 0<br>P: 10 | R: 0<br>E: 0<br>K: 0<br>S: 4 | H: 0<br>LOB: 1<br>BB: 1<br>P: 10 | R: 0<br>E: 0<br>K: 0<br>S: 6 | H: 1<br>LOB: 1<br>BB: 1<br>P: 11 | R: 0<br>E: 0<br>K: 0<br>S: 9 | H: 0<br>LOB: 0<br>BB: 0<br>P: 15 | R: 0<br>E: 0<br>K: 1<br>S: 9 | H: 1<br>LOB: 1<br>BB: 0<br>P: 12 | R: 0<br>E: 1<br>K: 0<br>S: 6 | H: 1<br>LOB: 1<br>BB: 0<br>P: 12 | 1B: 5<br>2B: 1<br>3B: 0<br>HR: 0 | SF: 0<br>SAC: 0<br>DP: 2<br>HBP: 0 | WP: 0<br>PB: 0<br>CS: 0<br>PA: 33 |  |  |  |  |  |  |
| <b>PITCHER</b>   | IP                            | WLS                              | BF                           | H                               | R                             | ER                               | SO                           | BB                               | IBB                          | HBP                              | BLK                          | WP                               | HR                           | S                                | P                            | ERA                              | WHIP                         |                                  |                                  |                                    |                                   |  |  |  |  |  |  |
| Ray Burris, R<br>ERA: 1.88   | 9.0                           | W                                | 33                           | 5                               | 0                             | 0                                | 3                            | 2                                | 0                            | 0                                | 0                            | 0                                | 0                            | 66                               | 109                          | 0.00                             | 0.778                        |                                  |                                  |                                    |                                   |  |  |  |  |  |  |

**Montreal Expos @ Los Angeles Dodgers**  
**Dodger Stadium, Los Angeles, CA**  
 Wed Oct 14 1981, 3:33 AM PDT  
 Att: 53,463 - Unknown

|     |    |
|-----|----|
| AB  | 31 |
| R   | 0  |
| H   | 5  |
| RBI | 0  |
| BB  | 2  |
| SO  | 3  |
| LOB | 15 |





| Batter  | 1   | 2                                | 3                            | 4                                | 5                             | 6                                | 7                            | 8                                | 9                             | AB                               | R                            | H                                | RBI                          | BB                               | SO                           | LOB                              | TOP   |                                  |                                  |                                    |                                  |        |
|---|---|----------------------------------|------------------------------|----------------------------------|-------------------------------|----------------------------------|------------------------------|----------------------------------|-------------------------------|----------------------------------|------------------------------|----------------------------------|------------------------------|----------------------------------|------------------------------|----------------------------------|---|----------------------------------|----------------------------------|------------------------------------|----------------------------------|--------|
| Davey Lopes, R<br>OBP: 0.324, SLG: 0.267<br>(1,4)       |   |                                  |                              |                                  |                               |                                  |                              |                                  |                               | 4                                | 0                            | 2                                | 0                            | 0                                | 1                            | 0                                | <b>Los Angeles Dodgers @ Montreal Expos</b><br>Olympic Stadium, Montreal, QB<br>Fri Oct 16 1981, 7:05 PM EDT<br>Att: 54,372 - Unknown                                 |                                  |                                  |                                    |                                  |        |
| Ken Landreaux, L<br>OBP: 0.219, SLG: 0.233<br>(1,8)     |   |                                  |                              |                                  |                               |                                  |                              |                                  |                               | 3                                | 0                            | 0                                | 0                            | 1                                | 1                            | 2                                |   |                                  |                                  |                                    |                                  |        |
| Dusty Baker Jr., R<br>OBP: 0.281, SLG: 0.241<br>(1,7)   |   |                                  |                              |                                  |                               |                                  |                              |                                  |                               | 4                                | 1                            | 1                                | 0                            | 0                                | 0                            | 2                                |   |                                  |                                  |                                    |                                  |        |
| Steve Garvey, R<br>OBP: 0.355, SLG: 0.613<br>(1,3)      |   |                                  |                              |                                  |                               |                                  |                              |                                  |                               | 4                                | 0                            | 2                                | 0                            | 0                                | 1                            | 1                                |   |                                  |                                  |                                    |                                  |        |
| Ron Cey, R<br>OBP: 0.250, SLG: 0.333<br>(1,5)           |   |                                  |                              |                                  |                               |                                  |                              |                                  |                               | 4                                | 0                            | 1                                | 1                            | 0                                | 0                            | 2                                |   |                                  |                                  |                                    |                                  |        |
| Pedro Guerrero, R<br>OBP: 0.226, SLG: 0.393<br>(1,9)    |   |                                  |                              |                                  |                               |                                  |                              |                                  |                               | 4                                | 0                            | 0                                | 0                            | 0                                | 1                            | 4                                |   |                                  |                                  |                                    |                                  |        |
| Mike Scioscia, L<br>OBP: 0.240, SLG: 0.304<br>(1,2)     |   |                                  |                              |                                  |                               |                                  |                              |                                  |                               | 4                                | 0                            | 0                                | 0                            | 0                                | 1                            | 2                                |   |                                  |                                  |                                    |                                  |        |
| Bill Russell, R<br>OBP: 0.357, SLG: 0.320<br>(1,6)      |   |                                  |                              |                                  |                               |                                  |                              |                                  |                               | 3                                | 0                            | 1                                | 0                            | 0                                | 0                            | 0                                |   |                                  |                                  |                                    |                                  |        |
| Jerry Reuss, L<br>(1,1)                                 |   |                                  |                              |                                  |                               |                                  |                              |                                  |                               | 2                                | 0                            | 0                                | 0                            | 0                                | 0                            | 1                                |   |                                  |                                  |                                    |                                  |        |
| Jay Johnstone, L<br>(8, PH)                             |   |                                  |                              |                                  |                               |                                  |                              |                                  |                               | 1                                | 0                            | 0                                | 0                            | 0                                | 0                            | 0                                |   |                                  |                                  |                                    |                                  |        |
| Alejandro Pena, R<br>(8, 1)                             |   |                                  |                              |                                  |                               |                                  |                              |                                  |                               | 0                                | 0                            | 0                                | 0                            | 0                                | 0                            | 0                                |   |                                  |                                  |                                    |                                  |        |
| <b>Inning Stats</b>                                     | R: 0<br>E: 0<br>K: 0<br>S: 10   | H: 1<br>LOB: 1<br>BB: 0<br>P: 15 | R: 0<br>E: 1<br>K: 0<br>S: 6 | H: 0<br>LOB: 0<br>BB: 0<br>P: 10 | R: 0<br>E: 0<br>K: 1<br>S: 10 | H: 1<br>LOB: 1<br>BB: 0<br>P: 18 | R: 1<br>E: 0<br>K: 0<br>S: 9 | H: 2<br>LOB: 1<br>BB: 0<br>P: 12 | R: 0<br>E: 0<br>K: 1<br>S: 11 | H: 0<br>LOB: 0<br>BB: 0<br>P: 15 | R: 0<br>E: 0<br>K: 1<br>S: 9 | H: 0<br>LOB: 1<br>BB: 0<br>P: 13 | R: 0<br>E: 0<br>K: 1<br>S: 8 | H: 0<br>LOB: 0<br>BB: 0<br>P: 11 | R: 0<br>E: 0<br>K: 0<br>S: 9 | H: 0<br>LOB: 1<br>BB: 1<br>P: 19 | R: 0<br>E: 0<br>K: 1<br>S: 14   | H: 2<br>LOB: 1<br>BB: 0<br>P: 23 | 1B: 7<br>2B: 0<br>3B: 0<br>HR: 0 | SF: 0<br>SAC: 0<br>DP: 3<br>HBP: 0 | WP: 1<br>PB: 1<br>SB: 0<br>CS: 1 | PA: 34 |
| <b>PITCHER</b><br>Steve Rogers, R<br>ERA: 0.68<br>(1,1) | IP: 9.0<br>WLS: W<br>BF: 34<br>H: 7<br>R: 1<br>ER: 1<br>SO: 5<br>BB: 1<br>IBB: 0<br>HBP: 0<br>BLK: 0<br>WP: 1<br>HR: 0<br>S: 86<br>P: 136<br>ERA: 1.00<br>WHIP: 0.889 |                                  |                              |                                  |                               |                                  |                              |                                  |                               |                                  |                              |                                  |                              |                                  |                              | <b>PITCHER</b>                   | IP: 9.0<br>WLS: W<br>BF: 34<br>H: 7<br>R: 1<br>ER: 1<br>SO: 5<br>BB: 1<br>IBB: 0<br>HBP: 0<br>BLK: 0<br>WP: 1<br>HR: 0<br>S: 86<br>P: 136<br>ERA: 1.00<br>WHIP: 0.889 |                                  |                                  |                                    |                                  |        |

AB 33  
R 1  
H 7  
RBI 1  
BB 1  
SO 5  
LOB 14



| Batter  | 1  | 2                                | 3                            | 4                               | 5                            | 6                                | 7                             | 8                                | 9                            | AB                              | R                            | H                                | RBI                          | BB                               | SO                           | LOB                             | BOTTOM  |                                    |                                  |        |
|---|--|----------------------------------|------------------------------|---------------------------------|------------------------------|----------------------------------|-------------------------------|----------------------------------|------------------------------|---------------------------------|------------------------------|----------------------------------|------------------------------|----------------------------------|------------------------------|---------------------------------|---|------------------------------------|----------------------------------|--------|
| Tim Raines, S<br>OBP: 0.308, SLG: 0.385<br>(1,7)        |  |                                  |                              |                                 |                              |                                  |                               |                                  |                              | 4                               | 0                            | 0                                | 0                            | 0                                | 1                            | 1                               | <b>Los Angeles Dodgers @ Montreal Expos</b><br>Olympic Stadium, Montreal, QB<br>Fri Oct 16 1981, 7:05 PM EDT<br>Att: 54,372 - Unknown                             |                                    |                                  |        |
| Rodney Scott, S<br>OBP: 0.250, SLG: 0.182<br>(1,4)      |  |                                  |                              |                                 |                              |                                  |                               |                                  |                              | 4                               | 0                            | 0                                | 0                            | 0                                | 0                            | 1                               |   |                                    |                                  |        |
| Andre Dawson, R<br>OBP: 0.303, SLG: 0.344<br>(1,8)      |  |                                  |                              |                                 |                              |                                  |                               |                                  |                              | 4                               | 1                            | 2                                | 0                            | 0                                | 0                            | 0                               |   |                                    |                                  |        |
| Gary Carter, R<br>OBP: 0.485, SLG: 0.793<br>(1,2)       |  |                                  |                              |                                 |                              |                                  |                               |                                  |                              | 3                               | 1                            | 1                                | 0                            | 1                                | 0                            | 1                               |   |                                    |                                  |        |
| Larry Parrish, R<br>OBP: 0.242, SLG: 0.281<br>(1,5)     |  |                                  |                              |                                 |                              |                                  |                               |                                  |                              | 4                               | 1                            | 2                                | 1                            | 0                                | 0                            | 0                               |   |                                    |                                  |        |
| Jerry White, S<br>OBP: 0.313, SLG: 0.429<br>(1,9)       |  |                                  |                              |                                 |                              |                                  |                               |                                  |                              | 3                               | 1                            | 1                                | 3                            | 0                                | 0                            | 2                               |   |                                    |                                  |        |
| Warren Cromartie, L<br>OBP: 0.212, SLG: 0.353<br>(1,3)  |  |                                  |                              |                                 |                              |                                  |                               |                                  |                              | 3                               | 0                            | 0                                | 0                            | 0                                | 0                            | 0                               |   |                                    |                                  |        |
| Chris Speier, R<br>OBP: 0.433, SLG: 0.400<br>(1,6)      |  |                                  |                              |                                 |                              |                                  |                               |                                  |                              | 3                               | 0                            | 1                                | 0                            | 0                                | 0                            | 0                               |   |                                    |                                  |        |
| Steve Rogers, R<br>OBP: 0.286, SLG: 0.286<br>(1,1)      |  |                                  |                              |                                 |                              |                                  |                               |                                  |                              | 2                               | 0                            | 0                                | 0                            | 0                                | 1                            | 0                               |   |                                    |                                  |        |
| <b>Inning Stats</b>                                     | R: 0<br>E: 0<br>K: 1<br>S: 7   | H: 1<br>LOB: 1<br>BB: 0<br>P: 14 | R: 0<br>E: 0<br>K: 0<br>S: 4 | H: 0<br>LOB: 0<br>BB: 0<br>P: 7 | R: 0<br>E: 0<br>K: 1<br>S: 9 | H: 0<br>LOB: 0<br>BB: 0<br>P: 14 | R: 0<br>E: 0<br>K: 0<br>S: 10 | H: 2<br>LOB: 2<br>BB: 0<br>P: 13 | R: 0<br>E: 0<br>K: 0<br>S: 6 | H: 0<br>LOB: 0<br>BB: 0<br>P: 8 | R: 4<br>E: 0<br>K: 0<br>S: 9 | H: 3<br>LOB: 0<br>BB: 1<br>P: 19 | R: 0<br>E: 0<br>K: 0<br>S: 8 | H: 1<br>LOB: 1<br>BB: 0<br>P: 12 | R: 0<br>E: 0<br>K: 0<br>S: 5 | H: 0<br>LOB: 0<br>BB: 0<br>P: 9 | 1B: 6<br>2B: 0<br>3B: 0<br>HR: 1  | SF: 0<br>SAC: 1<br>DP: 0<br>HBP: 0 | WP: 0<br>PB: 1<br>SB: 0<br>CS: 0 | PA: 32 |
| <b>PITCHER</b><br>Jerry Reuss, L<br>ERA: 1.44<br>(8, 1) | IP: 7.0<br>WLS: L<br>BF: 29<br>H: 7<br>R: 4<br>ER: 4<br>SO: 4<br>BB: 1<br>IBB: 0<br>HBP: 0<br>BLK: 0<br>WP: 0<br>HR: 1<br>S: 53<br>P: 87<br>ERA: 5.14<br>WHIP: 1.143 |                                  |                              |                                 |                              |                                  |                               |                                  |                              |                                 |                              |                                  |                              |                                  |                              | <b>PITCHER</b>                  | IP: 1.0<br>WLS: L<br>BF: 3<br>H: 0<br>R: 0<br>ER: 0<br>SO: 0<br>BB: 0<br>IBB: 0<br>HBP: 0<br>BLK: 0<br>WP: 0<br>HR: 0<br>S: 5<br>P: 9<br>ERA: 0.00<br>WHIP: 0.000 |                                    |                                  |        |

AB 30  
R 4  
H 7  
RBI 4  
BB 1  
SO 2  
LOB 5





| Batter  | 1   | 2  | 3   | 4   | 5  | 6                                | 7                            | 8                               | 9   | AB                               | R                             | H                                | RBI                          | BB                              | SO                            | LOB                              | TOP                           |                                  |                                   |                                    |                                  |        |  |  |
|---|---|--|---|---|--|----------------------------------|------------------------------|---------------------------------|---|----------------------------------|-------------------------------|----------------------------------|------------------------------|---------------------------------|-------------------------------|----------------------------------|-------------------------------|----------------------------------|-----------------------------------|------------------------------------|----------------------------------|--------|--|--|
| Davey Lopes, R<br>OBP: 0.316, SLG: 0.265<br>(1, 4)  | 2-0<br>SH1-3<br>S<br>1B   |  | 2-0<br>5-3  |   | 1-3<br>K   |                                  | 2-0<br>F8                    |                                 | 1-1<br>SH5-3                                      | 4                                | 0                             | 1                                | 0                            | 0                               | 1                             | 1                                |                               |                                  |                                   |                                    |                                  |        |  |  |
| Bill Russell, R<br>OBP: 0.344, SLG: 0.286<br>(1, 6)   | 2-1<br>SH1-3<br>1-3   |  | 0-0<br>E5<br>2B   |   | 0-0<br>P6  |                                  |                              | 2-3<br>K                        | 4-0<br>1B<br>1B                                   | 3                                | 2                             | 0                                | 0                            | 1                               | 1                             | 1                                |                               |                                  |                                   |                                    |                                  |        |  |  |
| Dusty Baker Jr., R<br>OBP: 0.351, SLG: 0.333<br>(1, 7)  | 2-1<br>F8   |  | 3-1<br>FC5<br>1-H<br>2B   |   |  | 4-2<br>1B<br>FC5-2<br>BB         |                              | 0-1<br>HR<br>1B                 | 0-1<br>BB<br>1B<br>1-2<br>2-H<br>3-H<br>2-1<br>1B | 4                                | 2                             | 3                                | 3                            | 1                               | 0                             | 1                                |                               |                                  |                                   |                                    |                                  |        |  |  |
| Steve Garvey, R<br>OBP: 0.361, SLG: 0.667<br>(1, 3)   | 2-3<br>K  |  | 2-1<br>FC5<br>2-3   |   |  | 1-1<br>FC5-2<br>1B               |                              | 0-0<br>HR<br>1-H                | F9  | 5                                | 1                             | 2                                | 2                            | 0                               | 1                             | 4                                |                               |                                  |                                   |                                    |                                  |        |  |  |
| Ron Cey, R<br>OBP: 0.412, SLG: 0.400<br>(1, 5)  |   | 4-2<br>F9<br>1B<br>BB  |   | 0-0<br>G4-6-3<br>1B   |  | 2-2<br>FC5-2                     |                              | 4-0<br>BB                       | 2-2<br>1B<br>BB<br>1-2<br>2-H<br>1B               | 3                                | 0                             | 2                                | 1                            | 2                               | 0                             | 2                                |                               |                                  |                                   |                                    |                                  |        |  |  |
| Rick Monday, L<br>OBP: 0.286, SLG: 0.211<br>Ken Landreaux, L<br>OBP: 0.242, SLG: 0.233<br>(8, 8)  | 2-1<br>G4-6-3<br>1-2<br>1B  |  | 1-1<br>F9   |   | 1-1<br>F9  |                                  | 1-3<br>K                     | 0-3<br>K                        | 4-0<br>1B<br>1-2<br>2-3<br>BB                     | 4                                | 0                             | 1                                | 0                            | 0                               | 2                             | 4                                |                               |                                  |                                   |                                    |                                  |        |  |  |
| Pedro Guerrero, R<br>OBP: 0.200, SLG: 0.344<br>(8, 9)   | 1-1<br>F9   |  | 0-1<br>G4-6-3   |   | 1-3<br>K   |                                  | 1-3<br>K                     | 1-2<br>P3                       | 3-0<br>1B<br>1B<br>1-2<br>2-3<br>3-H<br>1B        | 4                                | 0                             | 0                                | 0                            | 0                               | 1                             | 6                                |                               |                                  |                                   |                                    |                                  |        |  |  |
| Bob Welch, R<br>(8, 1)  |   |  |   |   |  |                                  |                              |                                 |   | 0                                | 0                             | 0                                | 0                            | 0                               | 0                             | 0                                |                               |                                  |                                   |                                    |                                  |        |  |  |
| Reggie Smith, S<br>OBP: 0.333, SLG: 0.500<br>Steve Howe, L<br>(9, 1)                              | 2-3   |  | 3-1<br>G4-6-3<br>1-2  |   | 4-1<br>SH3-4<br>BB   |                                  | 0-0<br>P5                    |                                 | 1-2<br>2-3<br>3-H<br>1B                           | 2                                | 0                             | 0                                | 0                            | 1                               | 0                             | 2                                |                               |                                  |                                   |                                    |                                  |        |  |  |
| Mike Scioscia, L<br>OBP: 0.250, SLG: 0.280<br>Steve Yeager, R<br>OBP: 0.229, SLG: 0.571<br>(9, 2) | 1-2   |  | 1-2   |   | 0-0<br>SH3-4<br>BB   |                                  | 1-3<br>K                     |                                 | 2-0<br>SH5-3<br>1B<br>1B                          | 2                                | 1                             | 1                                | 0                            | 0                               | 0                             | 3                                |                               |                                  |                                   |                                    |                                  |        |  |  |
| Burt Hooton, R<br>(1, 1)  |   |  | 2-2<br>P6   |   | 0-0<br>SH3-4   |                                  | 1-3<br>K                     |                                 | 1-2<br>1B   | 2                                | 0                             | 0                                | 0                            | 0                               | 1                             | 0                                |                               |                                  |                                   |                                    |                                  |        |  |  |
| Derrel Thomas, S<br>OBP: 0.333, SLG: 0.333<br>(8, 9)  |   |  |   |   | 1-2  |                                  |                              |                                 |   | 1                                | 1                             | 1                                | 0                            | 0                               | 0                             | 0                                |                               |                                  |                                   |                                    |                                  |        |  |  |
| <b>Inning Stats</b>   | R: 0<br>E: 0<br>K: 1<br>S: 8  | H: 1<br>LOB: 1<br>BB: 0<br>P: 16   | R: 0<br>E: 0<br>K: 0<br>S: 8  | H: 1<br>LOB: 1<br>BB: 1<br>P: 18  | R: 1<br>E: 1<br>K: 0<br>S: 9   | H: 1<br>LOB: 1<br>BB: 0<br>P: 18 | R: 0<br>E: 0<br>K: 0<br>S: 5 | H: 1<br>LOB: 0<br>BB: 0<br>P: 6 | R: 0<br>E: 0<br>K: 1<br>S: 6                      | H: 0<br>LOB: 1<br>BB: 1<br>P: 11 | R: 0<br>E: 0<br>K: 2<br>S: 13 | H: 1<br>LOB: 2<br>BB: 1<br>P: 22 | R: 0<br>E: 0<br>K: 1<br>S: 5 | H: 0<br>LOB: 0<br>BB: 0<br>P: 8 | R: 2<br>E: 0<br>K: 2<br>S: 12 | H: 2<br>LOB: 1<br>BB: 1<br>P: 19 | R: 4<br>E: 0<br>K: 0<br>S: 15 | H: 5<br>LOB: 3<br>BB: 2<br>P: 33 | 1B: 10<br>2B: 1<br>3B: 0<br>HR: 1 | SF: 0<br>SAC: 3<br>DP: 2<br>HBP: 0 | WP: 0<br>PB: 0<br>SB: 1<br>CS: 1 | PA: 44 |  |  |
| <b>PITCHER</b>  | IP<br>WLS<br>BF<br>H<br>R<br>ER<br>SO<br>BB<br>IBB<br>HBP<br>BLK<br>WP<br>HR<br>S<br>P<br>ERA<br>WHIP | 7.1<br>L<br>32<br>7<br>3<br>2<br>6<br>4<br>0<br>0<br>0<br>0<br>1<br>60<br>111<br>2.46<br>1.500 | 1.0<br>7<br>3<br>4<br>4<br>1<br>0<br>1<br>0<br>0<br>0<br>0<br>0<br>12<br>20<br>36.00<br>3.000 | 0.1<br>3<br>1<br>0<br>0<br>0<br>1<br>0<br>0<br>0<br>0<br>0<br>0<br>5<br>13<br>0.00<br>6.000 | 0.1<br>2<br>1<br>0<br>0<br>0<br>0<br>0<br>0<br>0<br>0<br>0<br>0<br>4<br>7<br>0.00<br>3.000 |                                  |                              |                                 |   |                                  |                               |                                  |                              |                                 |                               |                                  |                               |                                  |                                   |                                    |                                  |        |  |  |

Los Angeles Dodgers @ Montreal Expos  
Olympic Stadium, Montreal, QB  
Sat Oct 17 1981, 3:33 AM EDT  
Att: 54,499 - Unknown

|     |    |
|-----|----|
| AB  | 35 |
| R   | 7  |
| H   | 12 |
| RBI | 7  |
| BB  | 6  |
| SO  | 7  |
| LOB | 24 |



| Batter  | 1   | 2   | 3   | 4   | 5                             | 6                                | 7                             | 8                                | 9                            | AB                               | R                             | H                                | RBI                          | BB                               | SO                            | LOB                              | BOTTOM                       |                                  |                                  |                                    |                                  |        |  |
|---|---|---|---|---|-------------------------------|----------------------------------|-------------------------------|----------------------------------|------------------------------|----------------------------------|-------------------------------|----------------------------------|------------------------------|----------------------------------|-------------------------------|----------------------------------|------------------------------|----------------------------------|----------------------------------|------------------------------------|----------------------------------|--------|--|
| Tim Raines, S<br>OBP: 0.235, SLG: 0.294<br>(1, 7)   | 1-0<br>6-3  |   | 2-3<br>K  |   | 2-1<br>G3                     |                                  | 1-1<br>L4                     |                                  |                              | 4                                | 0                             | 0                                | 0                            | 0                                | 1                             | 1                                |                              |                                  |                                  |                                    |                                  |        |  |
| Rodney Scott, S<br>OBP: 0.250, SLG: 0.200<br>(1, 4)   | 3-2<br>4-3  |   | 1-1<br>F8   |   | 2-2<br>F7                     |                                  |                               | 1-1<br>FC4-6<br>1B               |                              | 4                                | 0                             | 1                                | 0                            | 0                                | 0                             | 1                                |                              |                                  |                                  |                                    |                                  |        |  |
| Andre Dawson, R<br>OBP: 0.270, SLG: 0.306<br>(1, 8)   | 1-3<br>K  |   |   | 2-3<br>K  | 3-1<br>F7                     |                                  |                               | 0-0<br>FC4-6<br>1B<br>1-2        |                              | 4                                | 0                             | 0                                | 0                            | 0                                | 2                             | 1                                |                              |                                  |                                  |                                    |                                  |        |  |
| Gary Carter, R<br>OBP: 0.486, SLG: 0.750<br>(1, 2)  |   | 4-2<br>BB   |   | 1-0<br>E5<br>1B<br>BB   |                               | 0-1<br>F7                        |                               | 0-0<br>1B                        | 1-2<br>1B                    | 3                                | 1                             | 1                                | 0                            | 1                                | 0                             | 0                                |                              |                                  |                                  |                                    |                                  |        |  |
| Larry Parrish, R<br>OBP: 0.216, SLG: 0.250<br>(1, 5)  |   | 0-2<br>P3   |   | 2-1<br>F2   |                               | 3-1<br>6-3                       |                               | 2-3<br>K                         |                              | 4                                | 0                             | 0                                | 0                            | 0                                | 1                             | 4                                |                              |                                  |                                  |                                    |                                  |        |  |
| Jerry White, S<br>OBP: 0.333, SLG: 0.419<br>(1, 9)  |   | 2-1<br>F9   |   | 4-2<br>1B<br>1-2<br>BB  |                               | 1-1<br>1B                        |                               | 3-2<br>F8                        |                              | 3                                | 0                             | 1                                | 0                            | 1                                | 0                             | 3                                |                              |                                  |                                  |                                    |                                  |        |  |
| Warren Cromartie, L<br>OBP: 0.216, SLG: 0.297<br>(1, 3)   |   | 2-2<br>P6   |   | 2-2<br>1B   |                               | 1 SAFE<br>2-2<br>F9              |                               |                                  | 1-3<br>K                     | 4                                | 0                             | 1                                | 1                            | 0                                | 1                             | 2                                |                              |                                  |                                  |                                    |                                  |        |  |
| Chris Speier, R<br>OBP: 0.441, SLG: 0.393<br>(1, 6)   |   |   | 2-2<br>SH1-4<br>1B  |   | 4-0<br>1B<br>IBB              |                                  | 3-2<br>F7                     |                                  | 2-2<br>F9                    | 3                                | 0                             | 1                                | 0                            | 1                                | 0                             | 0                                |                              |                                  |                                  |                                    |                                  |        |  |
| Bill Gullickson, R<br>Woodie Fryman, R<br>Elias Sosa, R<br>Bill Lee, L<br>John Milner, L<br>OBP: 0.333, SLG: 0.333<br>(9, PH) |   |   | 0-0<br>SH1-4  |   | 1-3<br>K                      |                                  | 1-3<br>K                      |                                  | 2-3<br>K                     | 2                                | 0                             | 0                                | 0                            | 0                                | 2                             | 3                                |                              |                                  |                                  |                                    |                                  |        |  |
| <b>Inning Stats</b>   | R: 0<br>E: 0<br>K: 1<br>S: 7  | H: 0<br>LOB: 0<br>BB: 0<br>P: 12  | R: 0<br>E: 0<br>K: 0<br>S: 11   | H: 0<br>LOB: 1<br>BB: 1<br>P: 19  | R: 0<br>E: 0<br>K: 1<br>S: 11 | H: 1<br>LOB: 1<br>BB: 0<br>P: 16 | R: 1<br>E: 1<br>K: 2<br>S: 15 | H: 1<br>LOB: 3<br>BB: 2<br>P: 31 | R: 0<br>E: 0<br>K: 0<br>S: 7 | H: 0<br>LOB: 0<br>BB: 0<br>P: 14 | R: 0<br>E: 0<br>K: 1<br>S: 11 | H: 1<br>LOB: 1<br>BB: 0<br>P: 16 | R: 0<br>E: 0<br>K: 1<br>S: 9 | H: 0<br>LOB: 0<br>BB: 0<br>P: 14 | R: 0<br>E: 0<br>K: 1<br>S: 11 | H: 2<br>LOB: 2<br>BB: 0<br>P: 17 | R: 0<br>E: 0<br>K: 2<br>S: 9 | H: 0<br>LOB: 0<br>BB: 0<br>P: 14 | 1B: 5<br>2B: 0<br>3B: 0<br>HR: 0 | SF: 0<br>SAC: 1<br>DP: 0<br>HBP: 0 | WP: 0<br>PB: 0<br>SB: 0<br>CS: 0 | PA: 36 |  |
| <b>PITCHER</b>  | IP<br>WLS<br>BF<br>H<br>R<br>ER<br>SO<br>BB<br>IBB<br>HBP<br>BLK<br>WP<br>HR<br>S<br>P<br>ERA<br>WHIP | 7.1<br>W<br>31<br>5<br>1<br>0<br>5<br>2<br>0<br>0<br>0<br>0<br>0<br>7<br>75<br>127<br>0.00<br>0.955 | 0.2<br>2<br>0<br>0<br>0<br>1<br>0<br>0<br>0<br>0<br>0<br>0<br>0<br>7<br>12<br>0.00<br>0.000 | 1.0<br>3<br>0<br>0<br>0<br>2<br>0<br>0<br>0<br>0<br>0<br>0<br>0<br>9<br>14<br>0.00<br>0.000 |                               |                                  |                               |                                  |                              |                                  |                               |                                  |                              |                                  |                               |                                  |                              |                                  |                                  |                                    |                                  |        |  |

Los Angeles Dodgers @ Montreal Expos  
Olympic Stadium, Montreal, QB  
Sat Oct 17 1981, 3:33 AM EDT  
Att: 54,499 - Unknown

|     |    |
|-----|----|
| AB  | 32 |
| R   | 1  |
| H   | 5  |
| RBI | 1  |
| BB  | 3  |
| SO  | 8  |
| LOB | 15 |





