Montreal Expos - 1983

Batter	1	2	3	4	5	6	7	8	9	AB	R	H	RBI	BB	SO	LOB
Tim Raines, S (1, 7)	4-3		4-3			L1		L8		4	0	0	0	0	0	1
Bryan Little, S (1, 6) OBP: 0.250, SLG: 0.250	P6			F7		4-3			FC6-4 1B	4	0	1	0	0	0	0
Andre Dawson, R (1, 8) OBP: 0.250, SLG: 0.750	F9			5-3			HR 3B		FC6-4 CS 1-2f	4	1	1	0	0	0	1
Al Oliver, L (1, 3) OBP: 1.000, SLG: 3.000		FC6-4 1B		BBB BB			3-H HR		1-2 HR	3	2	3	3	1	0	0
Gary Carter, R (1, 2)		FC6-4 G5-4-3 1-2f		L5			3-1		L3	4	0	0	0	0	0	2
Tim Wallach, R (1, 5)		G5-4-3 1-2f			F9		P5			3	0	0	0	0	0	1
Warren Cromartie, L (1, 9) OBP: 0.333, SLG: 0.333			1B		SSS K		4-3			3	0	1	0	0	1	0
Doug Flynn, R (1, 4)			F9		F6-3				F4-3	3	0	0	0	0	0	1
Steve Rogers, R (1, 1)			SSS K			4-3			SSS K	3	0	0	0	0	2	1

TOP

Montreal Expos @ Chicago Cubs

Wrigley Field, Chicago, IL

Wed Apr 06 1983, 3:33 AM CST

Att. 4,802 - Overcast - 45 F

livebaseballscorecards.com

AB	31
R	3
H	6
RBI	3
BB	1
SO	3
LOB	7

Inning Stats	1	2	3	4	5	6	7	8	9
	R: 0 E: 0 K: 0 S: 3	R: 0 E: 0 K: 0 S: 3	R: 0 E: 0 K: 1 S: 6	R: 0 E: 0 K: 0 S: 3	R: 0 E: 0 K: 1 S: 5	R: 0 E: 0 K: 0 S: 3	R: 2 E: 0 K: 0 S: 5	R: 0 E: 0 K: 1 S: 5	R: 1 E: 0 K: 0 S: 4
	H: 0 LOB: 0 BB: 0 P: 3	H: 1 LOB: 0 BB: 0 P: 3	H: 1 LOB: 1 BB: 0 P: 6	H: 0 LOB: 1 BB: 1 P: 7	H: 0 LOB: 0 BB: 0 P: 5	H: 0 LOB: 0 BB: 0 P: 3	H: 2 LOB: 0 BB: 0 P: 5	H: 0 LOB: 0 BB: 0 P: 5	H: 2 LOB: 0 BB: 0 P: 4

1B: 3	SF: 0
2B: 0	SAC: 0
3B: 1	DP: 1
HR: 2	HBP: 0

WP: 0	PA: 32
PB: 0	
SB: 0	
CS: 1	

PITCHER		IP	WLS	BF	H	R	ER	SO	BB	IBB	HBP	BLK	WP	HR	S	P	ERA	WHIP
Fergie Jenkins, R ERA: 3.0	(1, 1)	6.0	L	22	4	2	2	2	1	0	0	0	0	1	25	29	3.00	0.833
Bill Campbell, R ERA: 3.0	(7, 1)	3.0		10	2	1	1	1	0	0	0	0	0	1	12	12	3.00	0.667

PITCHER	IP	WLS	BF	H	R	ER	SO	BB	IBB	HBP	BLK	WP	HR	S	P	ERA	WHIP

Montreal Expos @ Chicago Cubs

Wrigley Field, Chicago, IL

Wed Apr 06 1983, 3:33 AM CST

Att. 4,802 - Overcast - 45 F

livebaseballscorecards.com

Batter	1	2	3	4	5	6	7	8	9	AB	R	H	RBI	BB	SO	LOB
Mel Hall, L (1, 7)	6-3		K		F4-3			L7		4	0	0	0	0	1	1
23 Ryne Sandberg, R (1, 4) OBP: 0.250, SLG: 0.250	S 1B		K		F9			6-3		4	0	1	0	0	1	1
Bill Buckner, L (1, 3)	K 1-2		F4-3			P5		F4-3		4	0	0	0	0	1	1
Leon Durham, L (1, 8) OBP: 0.500, SLG: 0.333	BB			F8		G3			FC1-4 1B	3	0	1	0	1	0	0
Ron Cey, R (1, 5) OBP: 0.250, SLG: 0.500	F7			K		2B			FC1-4 1-2f	4	0	1	0	0	1	3
Keith Moreland, R (1, 9) OBP: 0.333, SLG: 0.333		L8		1B		L8			L7	3	0	1	0	0	0	1
Jody Davis, R (1, 2)		F8		L8			K		K	4	0	0	0	0	2	2
Larry Bowa, S (1, 6) OBP: 0.333, SLG: 0.333		FC6-4 1B			F4-3		F4			3	0	1	0	0	0	0
Fergie Jenkins, R (1, 1) OBP: 0.500, SLG: 1.000		FC6-4 1-2f			F4-3 2B		F4			2	0	1	0	0	0	1
Bill Campbell, R (7, 1)										0	0	0	0	0	0	0
Scot Thompson, L (7, 9)										1	0	0	0	0	0	0
Jay Johnstone, L (9, PH)										1	0	0	0	0	0	1

BOTTOM	
AB	33
R	0
H	6
RBI	0
BB	1
SO	6
LOB	11

Inning Stats	1	2	3	4	5	6	7	8	9
	R: 0 E: 0 K: 1 S: 6	H: 1 LOB: 2 BB: 1 P: 10	R: 0 E: 0 K: 0 S: 4	H: 1 LOB: 1 BB: 0 P: 4	R: 0 E: 0 K: 2 S: 7	H: 0 LOB: 0 BB: 0 P: 7	R: 0 E: 0 K: 1 S: 6	H: 1 LOB: 1 BB: 0 P: 6	R: 0 E: 0 K: 0 S: 4	H: 1 LOB: 1 BB: 0 P: 4	R: 0 E: 0 K: 0 S: 4	H: 1 LOB: 1 BB: 0 P: 4	R: 0 E: 0 K: 1 S: 5	H: 0 LOB: 0 BB: 0 P: 5	R: 0 E: 0 K: 0 S: 3	H: 0 LOB: 0 BB: 0 P: 3	R: 0 E: 0 K: 1 S: 6	H: 1 LOB: 1 BB: 0 P: 6

PITCHER		IP	WLS	BF	H	R	ER	SO	BB	IBB	HBP	BLK	WP	HR	S	P	ERA	WHIP	PITCHER		IP	WLS	BF	H	R	ER	SO	BB	IBB	HBP	BLK	WP	HR	S	P	ERA	WHIP
Steve Rogers, R (1, 1)		9.0	W	34	6	0	0	6	1	0	0	0	0	0	45	49	0.00	0.778																			
ERA:																																					

	1B	SF	WP	PA
	2B	SAC	PB	
	3B	DP	SB	
	HR	HBP	CS	

Batter	1	2	3	4	5	6	7	8	9	AB	R	H	RBI	BB	SO	LOB
Tim Raines, S (1, 7) OBP: 0.222, SLG: 0.222	3-1	L4-6 2-3		BB 2B 2-H 3-H 1B		CS 1B		K		5	1	2	2	0	1	4
Bryan Little, S (1, 6) OBP: 0.444, SLG: 0.375	FC4-6 1B		FC4-6 1B	2B 1-2 BB		3-1 1-2		FC3-6 S 1-2f		4	1	2	0	1	0	2
Andre Dawson, R (1, 8) OBP: 0.444, SLG: 0.750	L7		FC4-6 1-2f	2B 1-H 2-H			1B SF8 1B			4	1	2	2	1	0	2
Al Oliver, L (1, 3) OBP: 0.667, SLG: 1.429 Terry Francona, L (8, 3)	FC4-6 1-2f		L9	IBB			2B 1-3 1B	F7		4 0	0 0	1 0	0 0	1 0	0 0	4 0
Gary Carter, R (1, 2) OBP: 0.111, SLG: 0.125		2B FC4-6 1B	6-3	F2			SF8 3-H		6-3	4	1	1	1	0	0	3
Tim Wallach, R (1, 5) OBP: 0.250, SLG: 0.500		FC4-6 1-3 2B		K	K		2B 1-3		6-3	5	0	2	0	0	2	0
Warren Cromartie, L (1, 9) OBP: 0.429, SLG: 0.200 Jim Wohlford, R (7, 9) OBP: 1.000, SLG: 4.000		FC4-6 BB		E4 1B S 1B	6-3		F4-3 IBB		HR	2 1	1 1	0 1	0 1	2 0	0 0	0 0
Doug Flynn, R (1, 4) OBP: 0.125, SLG: 0.125	FC4-6 L4-6 BB 1-2f 2-3 3-H			SH3-4 1-3 1B 1B	F6-3		F4-3 1-2		F6-3	5	1	1	1	0	0	5
Bill Gullickson, R (1, 1)		BB 1-2		SH3-4 1-2		K		BB FC3-6		1	0	0	0	2	1	0
Inning Stats	R: 0 E: 0 K: 0 S: 4 H: 1 LOB: 1 BB: 0 P: 4	R: 1 E: 0 K: 0 S: 4 H: 2 LOB: 2 BB: 2 P: 12	R: 0 E: 0 K: 0 S: 4 H: 1 LOB: 1 BB: 0 P: 4	R: 4 E: 1 K: 1 S: 9 H: 3 LOB: 2 BB: 2 P: 17	R: 0 E: 0 K: 1 S: 5 H: 0 LOB: 0 BB: 0 P: 5	R: 0 E: 0 K: 1 S: 5 H: 1 LOB: 0 BB: 0 P: 5	R: 1 E: 0 K: 0 S: 5 H: 3 LOB: 2 BB: 1 P: 9	R: 0 E: 0 K: 1 S: 5 H: 0 LOB: 2 BB: 2 P: 13	R: 1 E: 0 K: 0 S: 4 H: 1 LOB: 0 BB: 0 P: 4	1B: 8 2B: 4 3B: 0 HR: 1 SF: 1 SAC: 1 DP: 2 HBP: 0						

PITCHER	IP	WLS	BF	H	R	ER	SO	BB	IBB	HBP	BLK	WP	HR	S	P	ERA	WHIP
Dickie Noles, R (1, 1) ERA: 1.8	5.0	L	26	7	5	1	2	3	1	0	0	0	0	26	42	1.80	2.000
Warren Brusstar, R (6, 1) ERA: 4.5	2.0		9	4	1	1	1	0	1	0	0	0	0	10	14	4.50	2.000
Craig Lefferts, L (8, 1) ERA: 4.5	2.0		9	1	1	1	1	2	0	0	0	0	1	9	17	4.50	1.500

PITCHER	IP	WLS	BF	H	R	ER	SO	BB	IBB	HBP	BLK	WP	HR	S	P	ERA	WHIP

Montreal Expos @ Chicago Cubs

Wrigley Field, Chicago, IL

Thu Apr 07 1983, 3:33 AM CST

Att. 10,015 - Sunny - 48 F

TOP

livebaseballscorecards.com

AB	35
R	7
H	12
RBI	7
BB	7
SO	4
LOB	20

WP: 0 PB: 0 SB: 2 CS: 1 PA: 44

BOTTOM

Montreal Expos @ Chicago Cubs

Wrigley Field, Chicago, IL

Thu Apr 07 1983, 3:33 AM CST

Att. 10,015 - Sunny - 48 F

Batter	1	2	3	4	5	6	7	8	9	AB	R	H	RBI	BB	SO	LOB
Mel Hall, L (1, 7) OBP: 0.125, SLG: 0.250	F8		E9 1-H 1B 2B		F7			F4-3		4	1	1	0	0	0	0
23 Ryne Sandberg, R (1, 4) OBP: 0.250, SLG: 0.250	K		1-6-3		E9			1B FC4-6 1B		4	1	1	0	0	1	1
Bill Buckner, L (1, 3) OBP: 0.375, SLG: 0.375	1B		2-H 1B		F8			1-3 FC4-6 1B		4	0	3	1	0	0	1
Leon Durham, L (1, 8) OBP: 0.250, SLG: 0.143	F8		F4-3			K		FC4-6 FC6-4 1-2f 3-H		4	0	0	1	0	1	3
Ron Cey, R (1, 5) OBP: 0.125, SLG: 0.250		L7		L7		K		FC6-4 1-2f		4	0	0	0	0	1	1
Keith Moreland, R (1, 9) OBP: 0.286, SLG: 0.286		K		FC6-4 1B		6-3			F8	4	0	1	0	0	1	0
Jody Davis, R (1, 2)		F8		FC6-4 1-2f			F4		1B	3	0	0	0	0	0	1
Scot Thompson, L (9, PH) OBP: 0.500, SLG: 0.500										1	0	1	0	0	0	0
Larry Bowa, S (1, 6) OBP: 0.286, SLG: 0.286			2B E 1B	P5			K		F2	4	1	1	0	0	1	2
Dickie Noles, R (1, 1)			K		K		K		6-3	1	0	0	0	0	1	1
Jerry Morales, R (5, PH)										1	0	0	0	0	1	0
Warren Brusstar, R (6, 1)										0	0	0	0	0	0	0
Jay Johnstone, L (7, PH)										1	0	0	0	0	1	0
Craig Lefferts, L (8, 1)										0	0	0	0	0	0	0
Wayne Nordhagen, R (9, PH)										1	0	0	0	0	0	1

	AB	36
	R	3
	H	8
	RBI	2
	BB	0
	SO	8
	LOB	11

Inning Stats	1	2	3	4	5	6	7	8	9
	R: 0 E: 0 K: 1 S: 6	H: 1 LOB: 1 BB: 0 P: 6	R: 0 E: 0 K: 1 S: 5	H: 0 LOB: 0 BB: 0 P: 5	R: 2 E: 1 K: 1 S: 8	H: 3 LOB: 1 BB: 0 P: 8	R: 0 E: 0 K: 0 S: 4	H: 1 LOB: 1 BB: 0 P: 4	R: 0 E: 1 K: 1 S: 6	H: 0 LOB: 1 BB: 0 P: 6
	R: 0 E: 0 K: 2 S: 7	H: 0 LOB: 0 BB: 0 P: 7	R: 0 E: 0 K: 2 S: 7	H: 0 LOB: 0 BB: 0 P: 7	R: 1 E: 0 K: 0 S: 5	H: 2 LOB: 1 BB: 0 P: 5	R: 0 E: 0 K: 0 S: 4	H: 1 LOB: 1 BB: 0 P: 4		

	1B: 7	SF: 0	WP: 0	PA: 36
	2B: 1	SAC: 0	PB: 0	
	3B: 0	DP: 0	SB: 0	
	HR: 0	HBP: 0	CS: 0	

PITCHER		IP	WLS	BF	H	R	ER	SO	BB	IBB	HBP	BLK	WP	HR	S	P	ERA	WHIP
Bill Gullickson, R	(1, 1)	9.0	W	36	8	3	3	8	0	0	0	0	0	0	52	52	3.00	0.889

ERA: 3.0

PITCHER	IP	WLS	BF	H	R	ER	SO	BB	IBB	HBP	BLK	WP	HR	S	P	ERA	WHIP

livebaseballscorecards.com

Batter	1	2	3	4	5	6	7	8	9	AB	R	H	RBI	BB	SO	LOB
Tim Raines, S (1, 7) OBP: 0.429, SLG: 0.385	0-0 1B BB E 1B	BBB 4-0 S BB			0-0 WP S 2B 1B	0-0 E 1B 1-3 3-H 1B		0-0 ③ 6-3		4	3	3	1	1	0	0
Bryan Little, S (1, 6) OBP: 0.357, SLG: 0.250	BBBB 4-0 E 1B 1-2 SF7 BB	0-0 ③ G3 1-2			0-0 ① P3 1-2	0-0 ② F7 1-3 3-H			0-0 ① P4	4	1	0	0	1	0	3
Andre Dawson, R (1, 8) OBP: 0.643, SLG: 1.077	0-0 E 1-2 2-3 1B	0-0 L4-3 1B			0-0 2-H 2B	0-0 FC6 3-H 1B			0-0 E4 3B	5	1	5	2	0	0	0
Al Oliver, L (1, 3) OBP: 0.429, SLG: 0.833	0-0 E4 1-2 2-3 3-H	0-0 ① ② L4-3 1-2			0-0 ② 6-3	0-0 ③ FC6 1-2f			0-0 ② 4-3	5	0	0	1	0	0	5
Gary Carter, R (1, 2) OBP: 0.071, SLG: 0.083	0-0 ① SF7 3-H	0-0 ③ 5-3			0-0 ③ F7		SSS 0-3 ① K		0-0 ③ P4	4	0	0	1	0	1	1
Tim Wallach, R (1, 5) OBP: 0.250, SLG: 0.500	0-0 ② F7			0-0 ① P6		0-0 1B 2B	SSS 0-3 ② K			4	1	1	0	0	1	2
Warren Cromartie, L (1, 9) OBP: 0.400, SLG: 0.250 Bryn Smith, R (6, 1)	0-0 ③ P6			0-0 ② L8		0-0 1B S 1B 2-H 1B	0-0 ③ P3			3 1	1 0	1 0	1 0	0 0	0 0	2 0
Doug Flynn, R (1, 4) OBP: 0.167, SLG: 0.091		0-0 ① F4-3		BBBB 4-0 BB		SSS 0-3 ① K 1-2		0-0 ① F9		3	0	0	0	1	1	1
Scott Sanderson, R (1, 1) Terry Francona, L (6, PH) OBP: 0.500, SLG: 0.500 (6, 9)		0-0 ② F9		SSS 0-3 ③ K		0-0 1B E 2-3 1B		0-0 ② F8		2 2	0 1	0 1	0 0	0 0	1 0	1 0
Inning Stats	R: 2 E: 1 K: 0 S: 6 H: 2 LOB: 2 BB: 1 P: 10	R: 0 E: 0 K: 0 S: 3 H: 0 LOB: 1 BB: 1 P: 7	R: 0 E: 0 K: 0 S: 3 H: 1 LOB: 0 BB: 0 P: 3	R: 0 E: 0 K: 1 S: 5 H: 0 LOB: 1 BB: 1 P: 9	R: 1 E: 0 K: 0 S: 5 H: 2 LOB: 1 BB: 0 P: 5	R: 4 E: 1 K: 1 S: 10 H: 5 LOB: 1 BB: 0 P: 10	R: 0 E: 0 K: 2 S: 7 H: 0 LOB: 0 BB: 0 P: 7	R: 0 E: 0 K: 0 S: 3 H: 0 LOB: 0 BB: 0 P: 3	R: 1 E: 1 K: 0 S: 4 H: 1 LOB: 0 BB: 0 P: 4	1B: 8 2B: 3 3B: 1 HR: 0	SF: 1 SAC: 0 DP: 1 HBP: 0						

TOP

Montreal Expos @ Los Angeles Dodgers

Dodger Stadium, Los Angeles, CA

Fri Apr 08 1983, 3:33 AM PST

Att. 45,369 - Unknown

livebaseballscorecards.com

AB	37
R	8
H	11
RBI	6
BB	3
SO	4
LOB	15

PITCHER		IP	WLS	BF	H	R	ER	SO	BB	IBB	HBP	BLK	WP	HR	S	P	ERA	WHIP
Burt Hooton, R ERA: 9.0	(1, 1)	5.0	L	25	7	5	5	1	3	0	0	0	1	0	24	36	9.00	2.000
Alejandro Pena, R ERA: 2.08	(6, 1)	2.0		9	3	2	1	3	0	0	0	0	0	0	15	15	4.50	1.500
Tom Niedenfuer, R ERA: 4.5	(8, 1)	2.0		7	1	1	1	0	0	0	0	0	0	0	7	7	4.50	0.500

PITCHER	IP	WLS	BF	H	R	ER	SO	BB	IBB	HBP	BLK	WP	HR	S	P	ERA	WHIP

Montreal Expos @ Los Angeles Dodgers

Dodger Stadium, Los Angeles, CA

Fri Apr 08 1983, 3:33 AM PST

Att. 45,369 - Unknown

livebaseballscorecards.com

BOTTOM

Batter	1	2	3	4	5	6	7	8	9	AB	R	H	RBI	BB	SO	LOB
Steve Sax, R (1, 4) OBP: 0.500, SLG: 0.300	P5		CS 1B		1B		1-3			4	0	2	0	0	0	2
Ken Landreaux, L (1, 8) OBP: 0.429, SLG: 0.750	HR		3-1		F8			G3		3	1	1	1	0	0	2
Ron Roenicke, S (7, 8) OBP: 0.333, SLG: 0.333										1	0	0	0	0	0	0
Dusty Baker Jr., R (1, 7) OBP: 0.500, SLG: 0.455	F7			BB 1B 1B		5-3		F4		4	1	1	0	0	0	0
Pedro Guerrero, R (1, 5) OBP: 0.357, SLG: 0.667	P3			F9		F7		F4		4	0	0	0	0	0	1
Greg Brock, L (1, 3) OBP: 0.286, SLG: 0.462		1B 2B		L9		P6			F9	4	1	1	0	0	0	1
Mike Marshall, R (1, 9) OBP: 0.333, SLG: 0.364		CS 1B 2-H		1B BB 1-2			K		K	3	0	1	1	1	2	0
Bill Russell, R (1, 6) OBP: 0.429, SLG: 0.333		K		1-3 2-H 1B			3-1		1B	4	0	2	1	0	1	1
Steve Yeager, R (1, 2) OBP: 0.385, SLG: 0.200		K 1-2			F6-4-3 BB		E5 1B		P6	3	0	0	0	1	1	2
Burt Hooton, R (1, 1)			K		F6-4-3		1-2 1B			2	0	0	0	0	1	1
Alejandro Pena, R (6, 1)										0	0	0	0	0	0	0
Derrel Thomas, S (7, PH) OBP: 0.500, SLG: 0.500					1-2					1	0	1	0	0	0	0
Tom Niedenfuer, R (8, 1)										0	0	0	0	0	0	0
Inning Stats	R: 1 E: 0 K: 0 S: 4 H: 1 LOB: 0 BB: 0 P: 4	R: 1 E: 0 K: 2 S: 8 H: 2 LOB: 1 BB: 0 P: 8	R: 0 E: 0 K: 1 S: 5 H: 1 LOB: 0 BB: 0 P: 5	R: 1 E: 0 K: 0 S: 4 H: 2 LOB: 2 BB: 1 P: 8	R: 0 E: 0 K: 0 S: 3 H: 1 LOB: 1 BB: 1 P: 7	R: 0 E: 0 K: 0 S: 3 H: 0 LOB: 0 BB: 0 P: 3	R: 0 E: 1 K: 1 S: 7 H: 1 LOB: 2 BB: 0 P: 7	R: 0 E: 0 K: 0 S: 3 H: 0 LOB: 0 BB: 0 P: 3	R: 0 E: 0 K: 1 S: 6 H: 1 LOB: 1 BB: 0 P: 6							

AB	33
R	3
H	9
RBI	3
BB	2
SO	5
LOB	10

		1B: 7	SF: 0	WP: 0	PA: 35
		2B: 2	SAC: 0	PB: 0	
		3B: 0	DP: 2	SB: 0	
		HR: 1	HBP: 0	CS: 2	

PITCHER		IP	WLS	BF	H	R	ER	SO	BB	IBB	HBP	BLK	WP	HR	S	P	ERA	WHIP
Scott Sanderson, R ERA: 5.4	(1, 1)	5.0	W	20	7	3	3	3	2	0	0	0	0	1	24	32	5.40	1.800
Bryn Smith, R ERA:	(6, 1)	4.0	S	15	2	0	0	2	0	0	0	0	0	0	19	19	0.00	0.500

PITCHER	IP	WLS	BF	H	R	ER	SO	BB	IBB	HBP	BLK	WP	HR	S	P	ERA	WHIP

Batter	1	2	3	4	5	6	7	8	9	AB	R	H	RBI	BB	SO	LOB
Tim Raines, S (1, 7) OBP: 0.421, SLG: 0.353	F8		K		3-1 WP 1B 1-2 2-H 3-H		SF8 BB 1-2 HBP		F8	4	1	1	2	0	1	0
Bryan Little, S (1, 6) OBP: 0.368, SLG: 0.250	1-4-3			G6-4-3 1B	3-1 1-2 2-3		4-0 BB 1-2 2-3 3-H		1-3	4	0	1	1	1	0	2
Andre Dawson, R (1, 8) OBP: 0.556, SLG: 0.875	1-0 HBP			G6-4-3 1-2f	F8 2-H 3-H		F7			3	0	0	0	0	0	4
Al Oliver, L (1, 3) OBP: 0.333, SLG: 0.667	L6			F7		6-3	SF8 2-3 3-H			3	0	0	1	0	0	1
Gary Carter, R (1, 2) OBP: 0.111, SLG: 0.067		6-3			F8	4-0 BB	F5			3	0	0	0	1	0	2
Tim Wallach, R (1, 5) OBP: 0.250, SLG: 0.438		K			BB 1B 1B	P5		5-3		4	1	1	0	0	1	1
Warren Cromartie, L (1, 9) OBP: 0.357, SLG: 0.182		6-3			4-0 SH 1B 1B BB 1-2	F8		3-1		3	1	0	0	1	0	1
Jim Wohlford, R (8, 9) OBP: 1.000, SLG: 4.000										0	0	0	0	0	0	0
Doug Flynn, R (1, 4) OBP: 0.250, SLG: 0.267			F1-3		SH 1B 1-2 2-H		SH BB 2B	F2-3		4	2	2	1	0	0	0
Charlie Lea, R (1, 1) Jeff Reardon, R (7, 1)			K		SH 3-1 1B WP 1-2 2-3		SH BB HBP SF8 2-3		5-3	1	2	0	0	0	1	0
										1	0	0	0	0	0	0

TOP

Montreal Expos @ Los Angeles Dodgers

Dodger Stadium, Los Angeles, CA

Sat Apr 09 1983, 3:33 AM PST

Att. 34,790 - Unknown

livebaseballscorecards.com

AB	30
R	7
H	5
RBI	5
BB	3
SO	3
LOB	11

Inning Stats	1	2	3	4	5	6	7	8	9
	R: 0 E: 0 K: 0 S: 3	R: 0 E: 0 K: 1 S: 5	R: 0 E: 0 K: 2 S: 7	R: 0 E: 0 K: 0 S: 3	R: 5 E: 1 K: 0 S: 7	R: 0 E: 0 K: 0 S: 3	R: 2 E: 0 K: 0 S: 5	R: 0 E: 0 K: 0 S: 3	R: 0 E: 0 K: 0 S: 3
	H: 0 LOB: 1 BB: 0 P: 4	H: 0 LOB: 0 BB: 0 P: 5	H: 0 LOB: 0 BB: 0 P: 7	H: 1 LOB: 0 BB: 0 P: 3	H: 3 LOB: 0 BB: 1 P: 11	H: 0 LOB: 1 BB: 1 P: 7	H: 1 LOB: 2 BB: 1 P: 10	H: 0 LOB: 0 BB: 0 P: 3	H: 0 LOB: 0 BB: 0 P: 3

1B: 4	SF: 1	WP: 2
2B: 1	SAC: 2	PB: 0
3B: 0	DP: 1	SB: 0
HR: 0	HBP: 2	CS: 0
		PA: 38

PITCHER		IP	WLS	BF	H	R	ER	SO	BB	IBB	HBP	BLK	WP	HR	S	P	ERA	WHIP
Bob Welch, R ERA: 4.5	(1, 1)	6.0	L	25	4	5	3	3	2	0	1	0	1	0	28	37	4.50	1.000
Dave Stewart, R ERA: 4.5	(7, 1)	0.0		4	1	2	2	0	1	0	1	0	0	0	2	7	∞	∞
Pat Zachry, R ERA:	(7, 1)	1.0		3	0	0	0	0	0	0	0	0	0	0	3	3	0.00	0.000
Joe Beckwith, R ERA:	(8, 1)	2.0		6	0	0	0	0	0	0	0	0	0	0	6	6	0.00	0.000

PITCHER		IP	WLS	BF	H	R	ER	SO	BB	IBB	HBP	BLK	WP	HR	S	P	ERA	WHIP

Montreal Expos @ Los Angeles Dodgers

Dodger Stadium, Los Angeles, CA

Sat Apr 09 1983, 3:33 AM PST

Att. 34,790 - Unknown

livebaseballscorecards.com

BOTTOM

Batter	1	2	3	4	5	6	7	8	9	AB	R	H	RBI	BB	SO	LOB
Steve Sax, R (1, 4) OBP: 0.500, SLG: 0.308	F9			5-3		2-H, 1B		BBBB, 1B, BB		3	0	1	0	1	0	0
Ken Landreaux, L (1, 8) OBP: 0.333, SLG: 0.563	5-3			F2			F7	P6		4	0	0	0	0	0	1
Dusty Baker Jr., R (1, 7) OBP: 0.500, SLG: 0.667	P5			F2			HR	1-2, 1B		4	1	2	1	0	0	0
Pedro Guerrero, R (1, 5) OBP: 0.333, SLG: 0.563		5-3			5-3		E, 1B, 1B	F8		4	1	1	0	0	0	2
Greg Brock, L (1, 3) OBP: 0.222, SLG: 0.353		F8			F9		P6		F4-3	4	0	0	0	0	0	1
Mike Marshall, R (1, 9) OBP: 0.313, SLG: 0.286		P3			3-1		E5, 1B, 1-3		H, FC6-4, HBP	3	0	0	0	0	0	1
Candy Maldonado, R (9, PR)										0	0	0	0	0	0	0
Bill Russell, R (1, 6) OBP: 0.389, SLG: 0.313			F9			6-3	1-2, 3-H, 1B		F4	4	0	1	1	0	0	1
Steve Yeager, R (1, 2) OBP: 0.333, SLG: 0.167			6-3			1-3	F9		FC6-4, 1-2f	2	0	0	0	0	0	0
Rick Monday, L (7, PH)										1	0	0	0	0	0	2
Joe Beckwith, L (8, 1)										0	0	0	0	0	0	0
Derrel Thomas, S (9, PH) OBP: 0.333, SLG: 0.333										1	0	0	0	0	0	1
Bob Welch, R (1, 1)			5-3			1B, 2B		F4-3		1	0	0	0	0	0	0
Ron Roenicke, S (6, PH) OBP: 0.500, SLG: 0.750										1	0	1	0	0	0	0
Dave Stewart, R (7, 1)										0	0	0	0	0	0	0
Pat Zachry, R (7, 1)										0	0	0	0	0	0	0
Mike Scioscia, L (8, 2)										1	0	0	0	0	0	0

Inning Stats	1	2	3	4	5	6	7	8	9
R	0	0	0	0	0	0	2	0	0
E	0	0	0	0	0	0	1	0	0
K	0	0	0	0	0	0	0	0	0
S	3	3	3	3	3	4	7	4	3
H	0	0	0	0	0	2	3	1	0
LOB	0	0	0	0	0	2	2	2	1
P	3	3	3	3	3	4	7	8	4

1B	4
2B	1
3B	0
HR	1
SF	0
SAC	0
DP	0
HBP	1
WP	0
PB	0
SB	0
CS	0
PA	35

AB	33
R	2
H	6
RBI	2
BB	1
SO	0
LOB	9

PITCHER	IP	WLS	BF	H	R	ER	SO	BB	IBB	HBP	BLK	WP	HR	S	P	ERA	WHIP
Charlie Lea, R (1, 1) ERA: 1.35	6.2	W	25	5	2	1	0	0	0	0	0	0	1	25	25	1.35	0.750
Jeff Reardon, R (7, 1) ERA:	2.1		10	1	0	0	0	1	0	1	0	0	0	8	13	0.00	0.857

PITCHER	IP	WLS	BF	H	R	ER	SO	BB	IBB	HBP	BLK	WP	HR	S	P	ERA	WHIP

Batter	1	2	3	4	5	6	7	8	9	AB	R	H	RBI	BB	SO	LOB
Tim Raines, S (1, 7) OBP: 0.348, SLG: 0.286	F3		6-3		5-3			6-3		4	0	0	0	0	0	2
Bryan Little, S (1, 6) (7, 4) OBP: 0.304, SLG: 0.200	F4		1-3			F9		5-3		4	0	0	0	0	0	0
Andre Dawson, R (1, 8) OBP: 0.545, SLG: 0.900	K			CS 1B		3B			F7	4	0	2	0	0	1	0
Al Oliver, L (1, 3) OBP: 0.364, SLG: 0.684		1B 1B		K 1-2		1-3			2B	4	0	2	0	0	1	2
Gary Carter, R (1, 2) OBP: 0.091, SLG: 0.053		K		5-3		5-3			K	4	0	0	0	0	2	3
Tim Wallach, R (1, 5) OBP: 0.200, SLG: 0.350		F8			4-3		P3		F8	4	0	0	0	0	0	2
Warren Cromartie, L (1, 9) OBP: 0.412, SLG: 0.286		1-2 1B			SH2-4 1B 1B		F7			3	0	2	0	0	0	0
Doug Flynn, R (1, 4) OBP: 0.263, SLG: 0.278		F4-3			1-2 SH2-4 1B		F9			3	0	1	0	0	0	2
Woodie Fryman, R (7, 1)										0	0	0	0	0	0	0
Ray Burris, R (8, 1)										0	0	0	0	0	0	0
Steve Rogers, R (1, 1)			6-3		1-2 2-3 SH2-4			K		1	0	0	0	0	0	0
Chris Speier, R (7, 6)										1	0	0	0	0	1	0
Inning Stats	R: 0 E: 0 K: 1 S: 5 H: 0 LOB: 0 BB: 0 P: 5	R: 0 E: 0 K: 1 S: 7 H: 2 LOB: 2 BB: 0 P: 7	R: 0 E: 0 K: 0 S: 3 H: 0 LOB: 0 BB: 0 P: 3	R: 0 E: 0 K: 1 S: 5 H: 1 LOB: 0 BB: 0 P: 5	R: 0 E: 0 K: 0 S: 5 H: 2 LOB: 2 BB: 0 P: 5	R: 0 E: 0 K: 0 S: 4 H: 1 LOB: 1 BB: 0 P: 4	R: 0 E: 0 K: 0 S: 3 H: 0 LOB: 0 BB: 0 P: 3	R: 0 E: 0 K: 1 S: 5 H: 0 LOB: 0 BB: 0 P: 5	R: 0 E: 0 K: 1 S: 6 H: 1 LOB: 1 BB: 0 P: 6	1B: 5 2B: 1 3B: 1 HR: 0	SF: 0 SAC: 1 DP: 0 HBP: 0						

TOP

Montreal Expos @ Los Angeles Dodgers

Dodger Stadium, Los Angeles, CA

Sun Apr 10 1983, 3:33 AM PST

Att. 39,873 - Unknown

livebaseballscorecards.com

AB	32
R	0
H	7
RBI	0
BB	0
SO	5
LOB	11

WP: 0 PB: 0 SB: 0 CS: 1 PA: 33

PITCHER		IP	WLS	BF	H	R	ER	SO	BB	IBB	HBP	BLK	WP	HR	S	P	ERA	WHIP
Fernando Valenzuela, L ERA: 4.63	(1, 1)	9.0	W	33	7	0	0	5	0	0	0	0	0	0	43	43	0.00	0.778

PITCHER		IP	WLS	BF	H	R	ER	SO	BB	IBB	HBP	BLK	WP	HR	S	P	ERA	WHIP

Batter	1	2	3	4	5	6	7	8	9	AB	R	H	RBI	BB	SO	LOB
Steve Sax, R (1, 4) OBP: 0.500, SLG: 0.375	F8		K		BB F9 S		1B 2B			3	1	1	0	1	1	0
Ken Landreaux, L (1, 8) OBP: 0.273, SLG: 0.450	F7		F4-3		F9 1-3		F7			4	0	0	0	0	0	2
Dusty Baker Jr., R (1, 7) OBP: 0.500, SLG: 0.667	5-3		2B		P6		BB E 1B			3	0	1	0	1	0	1
Pedro Guerrero, R (1, 5) OBP: 0.409, SLG: 0.650		HR 1B	P6			2B	E8 FC6-4 1-3 2-H 1B			4	1	3	1	0	0	1
Greg Brock, L (1, 3) OBP: 0.273, SLG: 0.524		1-H HR		WP 1B		F7	FC6-4 1-2f			4	1	2	2	0	0	3
Ron Roenicke, S (1, 9) OBP: 0.375, SLG: 0.429		6-3		P3 1-2		1B IBB		F9		3	0	0	0	1	0	1
Bill Russell, R (1, 6) OBP: 0.364, SLG: 0.300		1B		P3		F3		6-3		4	0	1	0	0	0	3
Mike Scioscia, L (1, 2) OBP: 0.200, SLG: 0.200		L9		5-3		1B 1-2		6-3		4	0	1	0	0	0	2
Fernando Valenzuela, L (1, 1) OBP: 0.200, SLG: 0.200		1-3			F8		K			3	0	0	0	0	1	1
Inning Stats	R: 0 H: 0 E: 0 LOB: 0 K: 0 BB: 0 S: 3 P: 3	R: 2 H: 3 E: 0 LOB: 1 K: 0 BB: 0 S: 6 P: 6	R: 0 H: 1 E: 0 LOB: 1 K: 1 BB: 0 S: 6 P: 6	R: 0 H: 1 E: 0 LOB: 1 K: 0 BB: 0 S: 4 P: 4	R: 0 H: 0 E: 0 LOB: 1 K: 0 BB: 1 S: 3 P: 7	R: 0 H: 2 E: 0 LOB: 2 K: 0 BB: 1 S: 4 P: 8	R: 1 H: 2 E: 1 LOB: 2 K: 1 BB: 1 S: 7 P: 11	R: 0 H: 0 E: 0 LOB: 0 K: 0 BB: 0 S: 3 P: 3		1B: 5 SF: 0 2B: 3 SAC: 0 3B: 0 DP: 0 HR: 1 HBP: 0						WP: 1 PA: 35 PB: 0 SB: 1 CS: 0

BOTTOM

Montreal Expos @ Los Angeles Dodgers

Dodger Stadium, Los Angeles, CA

Sun Apr 10 1983, 3:33 AM PST

Att. 39,873 - Unknown

livebaseballscorecards.com

AB	32
R	3
H	9
RBI	3
BB	3
SO	2
LOB	14

PITCHER		IP	WLS	BF	H	R	ER	SO	BB	IBB	HBP	BLK	WP	HR	S	P	ERA	WHIP
Steve Rogers, R ERA: 1.72	(1, 1)	6.2	L	31	9	3	3	2	2	1	0	0	1	1	32	44	4.05	1.650
Woodie Fryman, L ERA:	(7, 1)	0.1		1	0	0	0	0	0	0	0	0	0	0	1	1	0.00	0.000
Ray Burris, R ERA:	(8, 1)	1.0		3	0	0	0	0	0	0	0	0	0	0	3	3	0.00	0.000

PITCHER	IP	WLS	BF	H	R	ER	SO	BB	IBB	HBP	BLK	WP	HR	S	P	ERA	WHIP

Batter	1	2	3	4	5	6	7	8	9	AB	R	H	RBI	BB	SO	LOB
23 Ryne Sandberg, R (1, 4) OBP: 0.172, SLG: 0.241	6-3 3B	6-3	F8	5-3						4	1	1	0	0	0	1
Scot Thompson, L (1, 7) OBP: 0.357, SLG: 0.571	6-3 3-H	F8	G3	K						4	0	0	1	0	1	0
Bill Buckner, L (1, 3) OBP: 0.172, SLG: 0.207	K	K	F9					F9		4	0	0	0	0	2	0
Leon Durham, L (1, 8) OBP: 0.440, SLG: 0.450	HR 1B 1B	HR	G3					BB		3	2	2	1	1	0	0
Ron Cey, R (1, 5) OBP: 0.214, SLG: 0.259	HR 1-2 1B	P5				F4-6-3 1B		F8		4	1	2	0	0	0	1
Keith Moreland, R (1, 9) OBP: 0.211, SLG: 0.389	HR 1-H 2-H	P3				F4-6-3 1-2		F8		3	1	1	3	0	0	1
Gary Woods, R (6, 9)										1	0	0	0	0	0	1
Jody Davis, R (1, 2) OBP: 0.240, SLG: 0.136	BB			F8		1B			F8	3	0	1	0	1	0	0
Larry Bowa, S (1, 6) OBP: 0.167, SLG: 0.174	P6			1-3 2B		F8			F9	4	0	1	0	0	0	2
Steve Trout, L (1, 1)		6-3		1-3 2-3			1-6-3		K	4	0	0	0	0	1	1
Lee Smith, R (9, 1)										0	0	0	0	0	0	0
Inning Stats	R: 4 E: 0 K: 1 S: 9 H: 4 LOB: 1 BB: 1 P: 13	R: 0 E: 0 K: 0 S: 3 H: 0 LOB: 0 BB: 0 P: 3	R: 1 E: 0 K: 1 S: 6 H: 1 LOB: 0 BB: 0 P: 6	R: 0 E: 0 K: 0 S: 4 H: 1 LOB: 1 BB: 0 P: 4	R: 0 E: 0 K: 0 S: 3 H: 0 LOB: 0 BB: 0 P: 3	R: 0 E: 0 K: 0 S: 4 H: 2 LOB: 1 BB: 0 P: 4	R: 0 E: 0 K: 1 S: 5 H: 0 LOB: 0 BB: 0 P: 5	R: 0 E: 0 K: 0 S: 3 H: 0 LOB: 1 BB: 1 P: 7	R: 0 E: 0 K: 1 S: 5 H: 0 LOB: 0 BB: 0 P: 5	1B: 4 2B: 1 3B: 1 HR: 2	SF: 0 SAC: 0 DP: 1 HBP: 0						

TOP

Chicago Cubs @ Montreal Expos

Olympic Stadium, Montreal, QB

Tue Apr 12 1983, 3:33 AM EST

Att. 40,088 - Cloudy - 42 F

livebaseballscorecards.com

AB	34
R	5
H	8
RBI	5
BB	2
SO	4
LOB	7

PITCHER		IP	WLS	BF	H	R	ER	SO	BB	IBB	HBP	BLK	WP	HR	S	P	ERA	WHIP
Bill Gullickson, R ERA: 5.14	(1, 1)	5.0	L	22	6	5	5	2	1	0	0	0	0	2	25	29	9.00	1.400
Ray Burris, R ERA:	(6, 1)	2.0		7	2	0	0	1	0	0	0	0	0	0	9	9	0.00	1.000
Dan Schatzeder, L ERA:	(8, 1)	2.0		7	0	0	0	1	1	0	0	0	0	0	8	12	0.00	0.500

PITCHER	IP	WLS	BF	H	R	ER	SO	BB	IBB	HBP	BLK	WP	HR	S	P	ERA	WHIP

Batter	1	2	3	4	5	6	7	8	9	AB	R	H	RBI	BB	SO	LOB
Tim Raines, S (1, 7) OBP: 0.296, SLG: 0.240	K		1-3		5-3		FC4-6			4	0	0	0	0	1	1
Chris Speier, R (1, 6) OBP: 0.400, SLG: 0.600	F8		1B		2B			F8		4	0	2	0	0	0	0
Andre Dawson, R (1, 8) OBP: 0.500, SLG: 0.792	6-3		1-3 1B		P4			P5		4	0	1	0	0	0	1
Al Oliver, L (1, 3) OBP: 0.346, SLG: 0.652		1-3	G3			K		2B		4	0	1	0	0	1	2
Gary Carter, R (1, 2) OBP: 0.077, SLG: 0.043		F8		F8		E5 G1-4-3		5-3		4	0	0	0	0	0	1
Tim Wallach, R (1, 5) OBP: 0.250, SLG: 0.391		1B 2B		K		G1-4-3 1-2f			FC1-6 BB	3	0	1	0	1	1	1
Warren Cromartie, L (1, 9) OBP: 0.429, SLG: 0.333		2-3 1B		1B			6-3		FC1-6 1B 1-2f	4	0	2	0	0	0	1
Doug Flynn, R (1, 4) OBP: 0.261, SLG: 0.273		F4-3		F9			F5-3		G4-3 1B 1-2	4	0	1	0	0	0	3
Bill Gullickson, R (1, 1)			K		K					1	0	0	0	0	1	0
Jerry White, S (5, PH)										1	0	0	0	0	1	0
Ray Burris, R (6, 1)										0	0	0	0	0	0	0
Jim Wohlford, R (7, PH) OBP: 1.000, SLG: 2.500										1	0	1	0	0	0	0
Dan Schatzeder, L (8, 1)										0	0	0	0	0	0	0
Bobby Ramos, R (9, PH)										0	0	0	0	0	0	0
Terry Francona, L (9, PH) OBP: 0.333, SLG: 0.333							FC4-6 1B		G4-3 1-2f	1	0	0	0	0	0	2
Inning Stats	R: 0 E: 0 K: 1 S: 5 H: 0 LOB: 0 BB: 0 P: 5	R: 0 E: 0 K: 0 S: 5 H: 2 LOB: 2 BB: 0 P: 5	R: 0 E: 0 K: 1 S: 7 H: 2 LOB: 2 BB: 0 P: 7	R: 0 E: 0 K: 1 S: 6 H: 1 LOB: 1 BB: 0 P: 6	R: 0 E: 0 K: 1 S: 6 H: 1 LOB: 1 BB: 0 P: 6	R: 0 E: 1 K: 1 S: 5 H: 0 LOB: 0 BB: 0 P: 5	R: 0 E: 0 K: 0 S: 4 H: 1 LOB: 1 BB: 0 P: 4	R: 0 E: 0 K: 0 S: 4 H: 1 LOB: 1 BB: 0 P: 4	R: 0 E: 0 K: 0 S: 3 H: 1 LOB: 1 BB: 1 P: 7	1B: 6 2B: 3 3B: 0 HR: 0	SF: 0 SAC: 0 DP: 2 HBP: 0						

PITCHER		IP	WLS	BF	H	R	ER	SO	BB	IBB	HBP	BLK	WP	HR	S	P	ERA	WHIP
Steve Trout, L ERA: 2.45	(1, 1)	8.1	W	35	9	0	0	5	1	0	0	0	0	0	44	48	0.00	1.200
Lee Smith, R ERA:	(9, 1)	0.2		1	0	0	0	0	0	0	0	0	0	0	1	1	0.00	0.000

PITCHER	IP	WLS	BF	H	R	ER	SO	BB	IBB	HBP	BLK	WP	HR	S	P	ERA	WHIP

BOTTOM

Chicago Cubs @ Montreal Expos

Olympic Stadium, Montreal, QB

Tue Apr 12 1983, 3:33 AM EST
Att. 40,088 - Cloudy - 42 F

livebaseballscorecards.com

AB	35
R	0
H	9
RBI	0
BB	1
SO	5
LOB	12

1B: 6 2B: 3 3B: 0 HR: 0 SF: 0 SAC: 0 DP: 2 HBP: 0

WP: 0 PB: 0 SB: 0 CS: 0 PA: 36

Chicago Cubs @ Montreal Expos

Olympic Stadium, Montreal, QB

Thu Apr 14 1983, 3:33 AM EST

Att. 8,661 - Cloudy - 47 F

TOP

livebaseballscorecards.com

Batter	1	2	3	4	5	6	7	8	9	AB	R	H	RBI	BB	SO	LOB
23 Ryne Sandberg, R (1, 4) OBP: 0.176, SLG: 0.235	K		F4-6-3 1-2 3-H 1B		G3		FC6-4 1-2f		6-3	5	0	1	1	0	1	1
Scot Thompson, L (1, 7) OBP: 0.294, SLG: 0.471	F7		F4-6-3 1-2 2-3		F2			BB 1B 1B	F4	3	0	0	0	0	0	2
Jerry Morales, R (8, PH) OBP: 0.143, SLG: 0.143 (8, 7)										2	1	1	0	0	0	0
Bill Buckner, L (1, 3) OBP: 0.182, SLG: 0.212	G3		P6		G3			1B BB 1-2 1B		4	0	1	0	0	0	1
Leon Durham, L (1, 8) OBP: 0.379, SLG: 0.375		K		F9		G3		F8		4	0	0	0	0	1	2
Ron Cey, R (1, 5) OBP: 0.250, SLG: 0.267		F7		5-3		F5-4-3 1B		1B 1-2 2-3 BB		3	0	1	0	1	0	0
Keith Moreland, R (1, 9) OBP: 0.304, SLG: 0.429		BB		2B 1B		F5-4-3 1-2		1-2 2-3 3-H 1B		3	1	2	1	1	0	1
Jody Davis, R (1, 2) OBP: 0.276, SLG: 0.231		F7		1B 1-H 2B			FC3-6 1B	K		4	0	2	1	0	1	4
Larry Bowa, S (1, 6) OBP: 0.214, SLG: 0.259			SH 23 1B 2B	2-3 1B			F4	F8		4	1	2	0	0	0	4
Chuck Rainey, R (1, 1) OBP: 0.333, SLG: 0.333			SH 23 1B F4-6-3 2-3	K			FC3-6 23 FC6-4 1-2f		F9	1	0	0	0	0	1	2
Warren Brusstar, R (6, 1)										0	0	0	0	0	0	0
Jay Johnstone, L (7, PH)										1	0	0	0	0	0	1
Bill Campbell, R (7, 1)										0	0	0	0	0	0	0
Wayne Nordhagen, R (9, PH) OBP: 0.200, SLG: 0.800										1	0	0	0	0	0	0
Inning Stats	R: 0 E: 0 K: 1 S: 5 H: 0 LOB: 0 BB: 0 P: 5	R: 0 E: 0 K: 1 S: 5 H: 0 LOB: 1 BB: 1 P: 9	R: 1 E: 1 K: 0 S: 5 H: 2 LOB: 1 BB: 0 P: 5	R: 1 E: 0 K: 1 S: 8 H: 3 LOB: 2 BB: 0 P: 8	R: 0 E: 0 K: 0 S: 3 H: 0 LOB: 0 BB: 0 P: 3	R: 0 E: 0 K: 0 S: 3 H: 1 LOB: 0 BB: 0 P: 3	R: 0 E: 0 K: 0 S: 4 H: 1 LOB: 1 BB: 0 P: 4	R: 1 E: 0 K: 1 S: 8 H: 3 LOB: 3 BB: 1 P: 12	R: 0 E: 0 K: 0 S: 3 H: 0 LOB: 0 BB: 0 P: 3	1B: 8 2B: 2 3B: 0 HR: 0 SF: 0 SAC: 1 DP: 2 HBP: 0						

	AB	35
	R	3
	H	10
	RBI	3
	BB	2
	SO	4
	LOB	18

PITCHER		IP	WLS	BF	H	R	ER	SO	BB	IBB	HBP	BLK	WP	HR	S	P	ERA	WHIP
Scott Sanderson, R ERA: 3.75	(1, 1)	7.0	W	28	7	2	2	3	1	0	0	0	0	0	33	37	2.57	1.143
Dan Schatzeder, L ERA: 4.5	(8, 1)	0.0		1	1	1	1	0	0	0	0	0	0	0	1	1	∞	∞
Jeff Reardon, R ERA:	(8, 1)	2.0	S	9	2	0	0	1	1	0	0	0	0	0	10	14	0.00	1.500

PITCHER	IP	WLS	BF	H	R	ER	SO	BB	IBB	HBP	BLK	WP	HR	S	P	ERA	WHIP

Chicago Cubs @ Montreal Expos

Olympic Stadium, Montreal, QB

Thu Apr 14 1983, 3:33 AM EST

Att. 8,661 - Cloudy - 47 F

BOTTOM

livebaseballscorecards.com

Batter	1	2	3	4	5	6	7	8	9	AB	R	H	RBI	BB	SO	LOB
Tim Raines, S (1, 7) OBP: 0.323, SLG: 0.345	E BLK 1B		F7		6-3	1-H 3-H 3B				4	0	2	2	0	0	0
Bryan Little, S (1, 6) OBP: 0.296, SLG: 0.208	F9 1-3		E 1B 1B		4-3	4-3				4	1	1	0	0	0	2
Andre Dawson, R (1, 8) OBP: 0.467, SLG: 0.821	P3		F8 1-2		HR	P4				4	1	1	1	0	0	3
Al Oliver, L (1, 3) OBP: 0.333, SLG: 0.593	4-3		2-H 1B		E6 HBP		2-3			4	0	1	1	0	0	1
Dan Schatzeder, L (8, 1)										0	0	0	0	0	0	0
Jeff Reardon, R (8, 1)										0	0	0	0	0	0	0
Gary Carter, R (1, 2) OBP: 0.133, SLG: 0.077		1B 1B	F8		1-2 HBP		S S S K			3	0	1	0	0	1	1
Tim Wallach, R (1, 5) OBP: 0.250, SLG: 0.370		1-2 FC6-4 1B	F9		1-3		5-3			4	0	1	0	0	0	2
Warren Cromartie, L (1, 9) OBP: 0.400, SLG: 0.364		F9	6-3			1B 3B 2B		G3		4	1	1	0	0	0	2
Jim Wohlford, R (9, 9) OBP: 1.000, SLG: 2.500										0	0	0	0	0	0	0
Doug Flynn, R (1, 4) OBP: 0.259, SLG: 0.308		F5	2B			F4		F6-3		4	0	1	0	0	0	3
Scott Sanderson, R (1, 1) OBP: 0.200, SLG: 0.200		FC6-4 1-2f	1-3			2-3 3B 1B		F8		3	1	1	0	0	0	3
Terry Francona, L (8, 3) OBP: 0.250, SLG: 0.250										1	0	0	0	0	0	0
Inning Stats	R: 0 E: 1 K: 0 S: 4 H: 1 LOB: 1 BB: 0 P: 4	R: 0 E: 0 K: 0 S: 5 H: 2 LOB: 2 BB: 0 P: 5	R: 1 E: 1 K: 0 S: 5 H: 2 LOB: 1 BB: 0 P: 5	R: 0 E: 0 K: 0 S: 4 H: 1 LOB: 1 BB: 0 P: 4	R: 1 E: 1 K: 0 S: 5 H: 1 LOB: 2 BB: 0 P: 6	R: 2 E: 0 K: 0 S: 6 H: 3 LOB: 1 BB: 0 P: 6	R: 0 E: 0 K: 1 S: 5 H: 0 LOB: 0 BB: 0 P: 5	R: 0 E: 0 K: 0 S: 3 H: 0 LOB: 0 BB: 0 P: 3		1B: 6 2B: 2 3B: 1 HR: 1	SF: 0 SAC: 0 DP: 0 HBP: 1			WP: 0 PB: 0 SB: 0 CS: 0	PA: 36		

	AB	35
	R	4
	H	10
	RBI	4
	BB	0
	SO	1
	LOB	17

PITCHER		IP	WLS	BF	H	R	ER	SO	BB	IBB	HBP	BLK	WP	HR	S	P	ERA	WHIP
Chuck Rainey, R ERA: 2.79	(1, 1)	5.0	L	25	8	3	2	0	0	0	1	1	0	1	24	25	3.60	1.600
Warren Brusstar, R ERA: 8.1	(6, 1)	1.0		5	2	1	1	0	0	0	0	0	0	0	5	5	9.00	2.000
Bill Campbell, R ERA: 5.87	(7, 1)	2.0		6	0	0	0	1	0	0	0	0	0	0	8	8	0.00	0.000

PITCHER	IP	WLS	BF	H	R	ER	SO	BB	IBB	HBP	BLK	WP	HR	S	P	ERA	WHIP

Batter	1	2	3	4	5	6	7	8	9	10	AB	R	H	RBI	BB	SO	LOB
Tim Raines, S (1, 7) OBP: 0.333, SLG: 0.333	BBBB 4-0 4-3 S 1B BB		x 0-0 ① 5-3		x 0-0 ① 1-3	x 0-0 1-3 1B 2-3 1B	x 0-0 ③ 6-3				4	1	1	0	1	0	0
Bryan Little, S (1, 6) (6, 4) OBP: 0.344, SLG: 0.250	x 0-0 ① 4-3 1-3		x 0-0 ② 1-3		x 0-0 HR 1B	x 0-0 1-3 1-2 3-H 1B			BBBB 4-0 CS BB		4	1	2	1	1	0	1
Andre Dawson, R (1, 8) OBP: 0.457, SLG: 0.848	x 0-0 4-3 3-H 1B		x 0-0 ③ 6-3		x 0-0 1-H HR	x 0-0 ② 1-3 1-2 2-3			x 0-0 ①② L6 1-2		5	1	2	3	0	0	3
Al Oliver, L (1, 3) OBP: 0.314, SLG: 0.531	x 0-0 ② 4-3 1-2			x 0-0 2B 1B	x 0-0 ② F7	x 0-0 ③ 6-3			x 0-0 ③ F7		5	1	1	0	0	0	4
Gary Carter, R (1, 2) OBP: 0.171, SLG: 0.161	x 0-0 ③ F8			x 0-0 1-H E 2B	x 0-0 1B 1B		x 0-0 ① F8			x 0-0 ① F4	5	1	2	1	0	0	1
Brad Mills, L (1, 5) OBP: 0.400, SLG: 0.400		x 0-0 ① F7		x 0-0 ① 1-3	x 0-0 FC4 1-3 1B		x 0-0 G3-6-1 1B			x 0-0 ② L6	5	0	2	0	0	0	1
Warren Cromartie, L (1, 9) OBP: 0.345, SLG: 0.308 Ray Burris, R (10, 1)	SSS 0-3 ② K			x 0-0 E4 2-H	x 0-0 ③ FC4 1-2f		x 0-0 ②③ G3-6-1 1-2f			x 0-0 ③ F7	4 0	0 0	0 0	0 0	0 0	1 0	3 0
Doug Flynn, R (1, 4) OBP: 0.300, SLG: 0.345 Chris Speier, R (6, PR) OBP: 0.500, SLG: 0.600 (6, 6)	x 0-0 1B			x 0-0 ② F8		x 0-0 1B SH3-4 1B 1B		H 1-0 G5-6-3 HBP			3 0	0 1	2 0	0 0	0 0	0 0	1 0
Steve Rogers, R (1, 1) Bryn Smith, R (7, 1) Randy Lerch, L (7, 1) Jeff Reardon, R (7, 1) Terry Francona, L (7, 9) OBP: 0.200, SLG: 0.200 Jerry White, S (10, PH)	x 0-0 ③ G1			SSS 0-3 ③ K		x 0-0 ① SH3-4 1-2		x 0-0 ①② G5-6-3 1-2f			2 0 0 0 1 1	0 0 0 0 0 0	0 0 0 0 0 0	0 0 0 0 0 0	1 0 0 0 0 0	2 0 0 0 1 0	0 0 0 0 1 0
Inning Stats	R: 1 H: 1 E: 0 LOB: 1 K: 0 BB: 1 S: 4 P: 8	R: 0 H: 1 E: 0 LOB: 1 K: 1 BB: 0 S: 6 P: 6	R: 0 H: 0 E: 0 LOB: 0 K: 0 BB: 0 S: 3 P: 3	R: 2 H: 2 E: 1 LOB: 1 K: 1 BB: 0 S: 8 P: 8	R: 2 H: 4 E: 0 LOB: 2 K: 0 BB: 0 S: 7 P: 7	R: 1 H: 3 E: 0 LOB: 3 K: 0 BB: 0 S: 6 P: 6	R: 0 H: 1 E: 0 LOB: 0 K: 0 BB: 0 S: 3 P: 3	R: 0 H: 0 E: 0 LOB: 0 K: 0 BB: 0 S: 2 P: 3	R: 0 H: 0 E: 0 LOB: 0 K: 0 BB: 1 S: 2 P: 6	R: 0 H: 0 E: 0 LOB: 0 K: 0 BB: 0 S: 3 P: 3	1B: 10 2B: 1 3B: 0 HR: 1	SF: 0 SAC: 1 DP: 2 HBP: 1					

PITCHER		IP	WLS	BF	H	R	ER	SO	BB	IBB	HBP	BLK	WP	HR	S	P	ERA	WHIP
Michael LaCoss, R ERA: 6.75	(1, 1)	5.1		28	10	6	5	2	1	0	0	0	0	1	31	35	8.44	2.062
Mike Madden, L ERA: 1.35	(6, 1)	1.2		6	2	0	0	0	0	0	0	0	0	0	6	6	0.00	1.200
Bill Dawley, R ERA:	(8, 1)	3.0	W	9	0	0	0	0	1	0	1	0	0	0	7	12	0.00	0.333

PITCHER	IP	WLS	BF	H	R	ER	SO	BB	IBB	HBP	BLK	WP	HR	S	P	ERA	WHIP

TOP

Montreal Expos @ Houston Astros

Astrodome, Houston, TX

Fri Apr 15 1983, 7:05 PM EST
Att. 10,237 - Unknown

livebaseballscorecards.com

AB	39
R	6
H	12
RBI	5
BB	2
SO	2
LOB	17

1B: 10	SF: 0	WP: 0	PA: 43
2B: 1	SAC: 1	PB: 0	
3B: 0	DP: 2	SB: 1	
HR: 1	HBP: 1	CS: 1	

Montreal Expos @ Houston Astros

Astrodome, Houston, TX

Fri Apr 15 1983, 7:05 PM EST

Att. 10,237 - Unknown

livebaseballscorecards.com

BOTTOM

Batter	1	2	3	4	5	6	7	8	9	10	AB	R	H	RBI	BB	SO	LOB
Omar Moreno, L (1, 8) OBP: 0.390, SLG: 0.436	S S S 0-3 ① K		x 0-0 ② F8			x 0-0 ① 5-3	B B B B 4-0 BB 1B 1-2 BB		x 0-0 ① F7		4	1	0	0	1	1	0
Bill Doran, S (1, 4) OBP: 0.356, SLG: 0.278 Harry Spilman, L (7, PH) OBP: 0.333, SLG: 0.200 (8, 3)	B B B B 4-0 CS BB		x 0-0 ③ 6-3			x 0-0 HR 1B	B B B B 4-0 1B 1-2 2-3 BB		x 0-0 ② F4		2 1	1 1	1 0	0 0	1 1	0 0	0 0
Dickie Thon, R (1, 6) OBP: 0.348, SLG: 0.432	x 0-0 ② S 1-2 1B			S S S 0-3 ① K		x 0-0 1-H HR	x 0-0 1B 1-2 2-H 3-H 1B		x 0-0 ③ 5-3		5	1	3	4	0	1	0
Phil Garner, R (1, 5) OBP: 0.366, SLG: 0.343	x 0-0 ③ F4-3 1-2			x 0-0 E6 CS		x 0-0 ② 5-3	x 0-0 1-3 2-H 1B			x 0-0 6-4-3 1B 1B	5	1	2	1	0	0	1
Jose Cruz, L (1, 7) OBP: 0.432, SLG: 0.405		x 0-0 S 1B		B B B B 4-0 ② CS 1-2 BB		x 0-0 1B	B B B B 4-0 BB			x 0-0 ① 6-4-3 1-2	3	0	2	0	2	0	1
Ray Knight, R (1, 3) OBP: 0.270, SLG: 0.235 Denny Walling, L (7, PH) Bill Dawley, R (8, 1) Alan Ashby, S (10, PH) OBP: 0.400, SLG: 0.529		x 0-0 ① 6-3 1-2		0-0 ③ F 1-2	S S S 0-3 ① K	x 0-0 ③ 4-3	x 0-0 ③ F2			4-0 1B IBB	4 1 0 0	0 0 0 0	0 0 0 0	0 0 0 1	1 0 0 0	3 3 0 0	3 0 0 0
Terry Puhl, L (1, 9) OBP: 0.200, SLG: 0.185 Mike Madden, L (6, 1) Craig Reynolds, L (7, PH) OBP: 0.333, SLG: 0.333 (8, 4)		x 0-0 ② F4			x 0-0 ② F9		x 0-0 ① F7	x 0-0 ① F2		x 0-0 1-2 2-H 1B	2 0 3	0 0 0	0 0 1	0 0 1	0 0 0	0 0 0	1 0 0
John Mizerock, L (1, 2) OBP: 0.143, SLG: 0.077		x 0-0 ③ 3-1			x 0-0 ③ F7		B B B B 4-0 BB BB 1B BB	x 0-0 ② F9			3	1	0	0	1	0	1
Michael LaCoss, R (1, 1) Kevin Bass, S (6, 9) OBP: 0.400, SLG: 0.714			x 0-0 ① F9			x 0-0 HR	x 0-0 ② F7	S S S 0-3 ③ K			1 3	0 1	0 1	0 1	0 0	0 1	0 1

Inning Stats	1	2	3	4	5	6	7	8	9	10
	R: 0 H: 1 E: 0 LOB: 1 K: 1 BB: 1 S: 5 P: 9	R: 0 H: 1 E: 0 LOB: 1 K: 0 BB: 0 S: 4 P: 4	R: 0 H: 0 E: 0 LOB: 0 K: 0 BB: 0 S: 3 P: 3	R: 0 H: 0 E: 1 LOB: 0 K: 1 BB: 1 S: 4 P: 8	R: 0 H: 0 E: 0 LOB: 0 K: 1 BB: 0 S: 5 P: 5	R: 3 H: 4 E: 0 LOB: 1 K: 0 BB: 0 S: 7 P: 7	R: 3 H: 2 E: 0 LOB: 3 K: 0 BB: 4 S: 5 P: 21	R: 0 H: 0 E: 0 LOB: 0 K: 1 BB: 0 S: 5 P: 5	R: 0 H: 0 E: 0 LOB: 0 K: 0 BB: 0 S: 3 P: 3	R: 1 H: 2 E: 0 LOB: 2 K: 0 BB: 1 S: 3 P: 7

1B: 8 SF: 0 WP: 0 PA: 44
2B: 0 SAC: 0 PB: 0
3B: 0 DP: 0 SB: 2
HR: 2 HBP: 0 CS: 3

	AB	37
	R	7
	H	10
	RBI	7
	BB	7
	SO	4
	LOB	11

PITCHER	IP	WLS	BF	H	R	ER	SO	BB	IBB	HBP	BLK	WP	HR	S	P	ERA	WHIP
Steve Rogers, R (1, 1) ERA: 3.63	6.2		30	6	6	6	3	5	0	0	0	0	2	30	50	8.10	1.650
Bryn Smith, R (7, 1) ERA:	0.0		2	2	0	0	0	0	0	0	0	0	0	2	2	∞	∞
Randy Lerch, L (7, 1) ERA:	0.0		1	0	0	0	0	1	0	0	0	0	0	0	4	∞	∞
Jeff Reardon, R (7, 1) ERA:	2.1		7	0	0	0	1	0	0	0	0	0	0	9	9	0.00	0.000
Ray Burris, R (10, 1) ERA: 2.7	0.1	L	4	2	1	1	0	0	1	0	0	0	0	3	7	27.00	6.000

PITCHER	IP	WLS	BF	H	R	ER	SO	BB	IBB	HBP	BLK	WP	HR	S	P	ERA	WHIP

Batter	1	2	3	4	5	6	7	8	9	AB	R	H	RBI	BB	SO	LOB
Tim Raines, S (1, 7) OBP: 0.300, SLG: 0.297	6-3		5-3			5-3		F8		4	0	0	0	0	0	0
Jim Wohlford, R (1, 9) OBP: 0.500, SLG: 1.000	G6-4-3 1B		6-3			F5			K	4	0	1	0	0	1	0
Andre Dawson, R (1, 8) OBP: 0.487, SLG: 0.917	G6-4-3 1-2f		CS BB			E5 1B			HR	3	1	2	1	1	0	1
Al Oliver, L (1, 3) OBP: 0.308, SLG: 0.500 Terry Francona, L (9, 3) OBP: 0.200, SLG: 0.200		G3	CS 1-2	G6-4-3 1B		K			6-3	4 0	0 0	1 0	0 0	0 0	1 0	1 0
Gary Carter, R (1, 2) OBP: 0.205, SLG: 0.176	1B 1B 1B			G6-4-3 1-2f			K		BB	3	1	1	0	1	1	1
Tim Wallach, R (1, 5) OBP: 0.219, SLG: 0.323		F8		F7			6-3		F9	4	0	0	0	0	0	2
Chris Speier, R (1, 6) OBP: 0.444, SLG: 0.500		1B 1-2 1B			5-3		F8			3	0	1	0	0	0	0
Doug Flynn, R (1, 4) OBP: 0.303, SLG: 0.344		1-2 2-H 1B			F3			F9		3	0	1	1	0	0	0
Charlie Lea, R (1, 1)		5-3			K			K		3	0	0	0	0	2	2
Inning Stats	R: 0 E: 0 K: 0 S: 3 H: 1 LOB: 0 BB: 0 P: 3	R: 1 E: 0 K: 0 S: 6 H: 3 LOB: 2 BB: 0 P: 6	R: 0 E: 0 K: 0 S: 2 H: 0 LOB: 0 BB: 1 P: 6	R: 0 E: 0 K: 0 S: 3 H: 1 LOB: 0 BB: 0 P: 3	R: 0 E: 0 K: 1 S: 5 H: 0 LOB: 0 BB: 0 P: 5	R: 0 E: 1 K: 1 S: 6 H: 1 LOB: 1 BB: 0 P: 6	R: 0 E: 0 K: 1 S: 5 H: 0 LOB: 0 BB: 0 P: 5	R: 0 E: 0 K: 1 S: 5 H: 0 LOB: 0 BB: 0 P: 5	R: 1 E: 0 K: 1 S: 6 H: 1 LOB: 1 BB: 1 P: 10	1B: 6 2B: 0 3B: 0 HR: 1 SF: 0 SAC: 0 DP: 2 HBP: 0						

TOP

Montreal Expos @ Houston Astros

Astrodome, Houston, TX

Sat Apr 16 1983, 4:33 AM EST

Att. 12,182 - Unknown

livebaseballscorecards.com

AB	31
R	2
H	7
RBI	2
BB	2
SO	5
LOB	7

WP: 0 PB: 0 SB: 0 CS: 1 PA: 34

PITCHER		IP	WLS	BF	H	R	ER	SO	BB	IBB	HBP	BLK	WP	HR	S	P	ERA	WHIP
Bob Knepper, L ERA: 2.49	(1, 1)	8.0	L	28	6	1	1	4	1	0	0	0	0	0	35	39	1.12	0.875
Frank LaCorte, R ERA: 9.0	(9, 1)	1.0		5	1	1	1	1	1	0	0	0	0	1	6	10	9.00	2.000

PITCHER		IP	WLS	BF	H	R	ER	SO	BB	IBB	HBP	BLK	WP	HR	S	P	ERA	WHIP

Montreal Expos @ Houston Astros

Astrodome, Houston, TX

Sat Apr 16 1983, 4:33 AM EST

Att. 12,182 - Unknown

BOTTOM

Batter	1	2	3	4	5	6	7	8	9	AB	R	H	RBI	BB	SO	LOB
Omar Moreno, L (1, 8) OBP: 0.356, SLG: 0.395	F4-3		K			G3			F7	4	0	0	0	0	1	1
Bill Doran, S (1, 4) OBP: 0.327, SLG: 0.250	K			F5		K			6-3	4	0	0	0	0	2	0
Dickie Thon, R (1, 6) OBP: 0.320, SLG: 0.396	F6			K			G3		K	4	0	0	0	0	2	0
Phil Garner, R (1, 5) OBP: 0.341, SLG: 0.316		F8		F4			6-3			3	0	0	0	0	0	0
Jose Cruz, L (1, 7) OBP: 0.404, SLG: 0.375		6-3			K		F4-3			3	0	0	0	0	1	0
Harry Spilman, L (1, 3) OBP: 0.333, SLG: 0.143		F9			BB			F6		2	0	0	0	1	0	0
Kevin Bass, S (1, 9) OBP: 0.389, SLG: 0.625			1-3		F4-6-3 1-2			F4-3		2	0	0	0	1	0	0
John Mizerock, L (1, 2) OBP: 0.125, SLG: 0.067			F4-3		F4-6-3 1-2			1B		2	0	0	0	0	0	2
Terry Puhl, L (8, PH) OBP: 0.226, SLG: 0.214										1	0	1	0	0	0	0
Luis Pujols, R (9, 2) OBP: 0.250, SLG: 0.143										0	0	0	0	0	0	0
Bob Knepper, L (1, 1) OBP: 0.375, SLG: 0.286			BB			F4-3		F7		1	0	0	0	1	0	0
Denny Walling, L (8, PH)										1	0	0	0	0	0	1
Frank LaCorte, R (9, 1)										0	0	0	0	0	0	0
Inning Stats	R: 0 E: 0 K: 1 S: 5 H: 0 LOB: 0 BB: 0 P: 5	R: 0 E: 0 K: 0 S: 3 H: 0 LOB: 0 BB: 0 P: 3	R: 0 E: 0 K: 1 S: 5 H: 0 LOB: 1 BB: 1 P: 9	R: 0 E: 0 K: 1 S: 5 H: 0 LOB: 0 BB: 0 P: 5	R: 0 E: 0 K: 1 S: 4 H: 0 LOB: 1 BB: 2 P: 12	R: 0 E: 0 K: 1 S: 5 H: 0 LOB: 0 BB: 0 P: 5	R: 0 E: 0 K: 0 S: 3 H: 0 LOB: 0 BB: 0 P: 3	R: 0 E: 0 K: 0 S: 4 H: 1 LOB: 1 BB: 0 P: 4	R: 0 E: 0 K: 1 S: 5 H: 0 LOB: 0 BB: 0 P: 5	1B: 1 2B: 0 3B: 0 HR: 0	SF: 0 SAC: 0 DP: 1 HBP: 0					

livebaseballscorecards.com

AB	27
R	0
H	1
RBI	0
BB	3
SO	6
LOB	4

PITCHER	IP	WLS	BF	H	R	ER	SO	BB	IBB	HBP	BLK	WP	HR	S	P	ERA	WHIP
Charlie Lea, R (1, 1) ERA: 0.57	9.0	W	30	1	0	0	6	3	0	0	0	0	0	39	51	0.00	0.444

PITCHER	IP	WLS	BF	H	R	ER	SO	BB	IBB	HBP	BLK	WP	HR	S	P	ERA	WHIP

WP: 0 PB: 0 SB: 0 CS: 0 PA: 30

Montreal Expos @ Houston Astros

Astrodome, Houston, TX

Sun Apr 17 1983, 4:33 AM EST

Att. 9,334 - Unknown

TOP

livebaseballscorecards.com

Batter	1	2	3	4	5	6	7	8	9	AB	R	H	RBI	BB	SO	LOB
Tim Raines, S (1, 7) OBP: 0.267, SLG: 0.262	0-3 ① K		0-0 E5 CS		0-0 ① F7		0-0 ② 4-3		0-0 ③ F7	5	0	0	0	0	1	2
Bryan Little, S (1, 6) OBP: 0.333, SLG: 0.226	0-0 ② 4-3		4-0 ② 1-2 BB		0-0 ② F8		0-3 ③ K			3	0	0	0	1	1	0
Andre Dawson, R (1, 8) OBP: 0.442, SLG: 0.825	0-3 ③ K		0-0 ③ F8		0-3 ③ K			0-0 ① F7		4	0	0	0	0	2	1
Al Oliver, L (1, 3) OBP: 0.349, SLG: 0.526		4-0 BB 1B BB		0-0 BB FC3-2 2B		4-0 HR BB		0-0 ② 6-3		2	2	1	0	2	0	0
Gary Carter, R (1, 2) OBP: 0.233, SLG: 0.270		4-0 CS 1B 1-2 BB		0-3 ① K		0-0 1-H HR		0-0 ③ 6-3		3	1	1	2	1	1	1
Tim Wallach, R (1, 5) OBP: 0.250, SLG: 0.343		0-0 PB CS 1-2 2-H 1B		0-0 E6 FC3-2 BB		0-0 ① F8			0-0 1B 1B	4	0	2	1	0	0	1
Warren Cromartie, L (1, 9) OBP: 0.333, SLG: 0.276		0-3 ①② K 1-2 2-3		4-0 FC3-2 1-2 2-3 BB		0-3 ② K			0-3 ① K 1B	3	0	0	0	1	3	3
Doug Flynn, R (1, 4) OBP: 0.297, SLG: 0.333		0-0 ③ F8 2-3		0-0 ② FC3-2 1-2 2-3 3-H		0-0 ③ F6-3			0-0 1-2 1B	4	0	1	0	0	0	4
Bill Gullickson, R (1, 1)			0-0 ① F4	0-3 ③ K			0-0 ① F7		0-0 ② F2	1	0	0	0	0	0	0
Terry Francona, L (4, PH) OBP: 0.167, SLG: 0.167										1	0	0	0	0	1	3
Ray Burris, R (4, 1)										0	0	0	0	0	0	0
Randy Lerch, L (5, 1)										0	0	0	0	0	0	0
Brad Mills, L (7, PH) OBP: 0.333, SLG: 0.333										1	0	0	0	0	0	0
Bryn Smith, R (7, 1)										0	0	0	0	0	0	0
Jerry White, S (9, PH)										1	0	0	0	0	0	2

Inning Stats									
	R: 0 H: 0 E: 0 LOB: 0 K: 2 BB: 0 S: 7 P: 7	R: 1 H: 1 E: 0 LOB: 1 K: 1 BB: 2 S: 5 P: 13	R: 0 H: 0 E: 1 LOB: 1 K: 0 BB: 1 S: 3 P: 7	R: 0 H: 1 E: 1 LOB: 3 K: 2 BB: 1 S: 9 P: 13	R: 0 H: 0 E: 0 LOB: 0 K: 1 BB: 0 S: 5 P: 5	R: 2 H: 1 E: 0 LOB: 0 K: 1 BB: 1 S: 6 P: 10	R: 0 H: 0 E: 0 LOB: 0 K: 1 BB: 0 S: 5 P: 5	R: 0 H: 0 E: 0 LOB: 0 K: 0 BB: 0 S: 3 P: 3	R: 0 H: 2 E: 0 LOB: 2 K: 1 BB: 0 S: 7 P: 7

1B: 3	SF: 0	WP: 0 PA: 37
2B: 2	SAC: 0	PB: 1
3B: 0	DP: 1	SB: 0
HR: 1	HBP: 0	CS: 3

AB	32
R	3
H	5
RBI	3
BB	5
SO	9
LOB	17

PITCHER		IP	WLS	BF	H	R	ER	SO	BB	IBB	HBP	BLK	WP	HR	S	P	ERA	WHIP
Nolan Ryan, R ERA: 4.5	(1, 1)	6.0	W	26	3	3	3	7	5	0	0	0	0	1	35	55	4.50	1.333
Vern Ruhle, R ERA: 3.21	(7, 1)	3.0	S	11	2	0	0	2	0	0	0	0	0	0	15	15	0.00	0.667

PITCHER		IP	WLS	BF	H	R	ER	SO	BB	IBB	HBP	BLK	WP	HR	S	P	ERA	WHIP

Batter	1	2	3	4	5	6	7	8	9	AB	R	H	RBI	BB	SO	LOB
Omar Moreno, L (1, 8) OBP: 0.347, SLG: 0.391	3-1	SF9 3-H			WP S SF8 1B		G3			3	1	1	1	0	0	0
Bill Doran, S (1, 4) OBP: 0.340, SLG: 0.302	E4 3B	F6			BBBB WP 1-2 BB		E3 BLK			3	1	1	0	1	0	0
Dickie Thon, R (1, 6) OBP: 0.296, SLG: 0.373	F7	F2			SF8 1-2 2-H		6-3 1-2			3	0	0	1	0	0	1
Phil Garner, R (1, 5) OBP: 0.354, SLG: 0.317	1B 1B 1B	F7			BBBB BB			SSS K		3	1	1	0	1	1	0
Jose Cruz, L (1, 7) OBP: 0.392, SLG: 0.364	1B 1-3 2B 1B	SSS K			F8			6-3		4	1	1	0	0	1	2
Ray Knight, R (1, 3) OBP: 0.293, SLG: 0.342	1-2 2B 3-H 1B	F8				1-3		HR		4	1	2	2	0	0	0
Terry Puhl, L (1, 9) OBP: 0.229, SLG: 0.250	1-H 2-H 2B	F8				SSS K		F7		4	0	1	1	0	1	0
John Mizerock, L (1, 2) OBP: 0.158, SLG: 0.222		SF9 3B		F7		SSS K				3	1	1	0	0	1	0
Nolan Ryan, R (1, 1) Vern Ruhle, R (7, 1)		SSS K			F8		F4-3			2 1	0 0	0 0	0 0	0 0	1 0	1 0
Inning Stats	R: 3 E: 1 K: 0 S: 7 H: 5 LOB: 2 BB: 0 P: 7	R: 1 E: 0 K: 1 S: 6 H: 1 LOB: 0 BB: 0 P: 6	R: 0 E: 0 K: 1 S: 5 H: 0 LOB: 0 BB: 0 P: 5	R: 0 E: 0 K: 0 S: 3 H: 0 LOB: 0 BB: 0 P: 3	R: 1 E: 0 K: 0 S: 4 H: 1 LOB: 2 BB: 2 P: 12	R: 0 E: 0 K: 2 S: 7 H: 0 LOB: 0 BB: 0 P: 7	R: 0 E: 1 K: 0 S: 4 H: 0 LOB: 1 BB: 0 P: 4	R: 1 E: 0 K: 1 S: 6 H: 1 LOB: 0 BB: 0 P: 6		1B: 4 2B: 1 3B: 2 HR: 1 SF: 2 SAC: 0 DP: 0 HBP: 0				WP: 1 PB: 0 SB: 1 CS: 0 PA: 34		

BOTTOM

Montreal Expos @ Houston Astros

Astrodome, Houston, TX

Sun Apr 17 1983, 4:33 AM EST

Att. 9,334 - Unknown

livebaseballscorecards.com

AB	30
R	6
H	8
RBI	5
BB	2
SO	5
LOB	4

PITCHER		IP	WLS	BF	H	R	ER	SO	BB	IBB	HBP	BLK	WP	HR	S	P	ERA	WHIP
Bill Gullickson, R ERA: 6.35	(1, 1)	3.0	L	14	6	4	4	2	0	0	0	0	0	0	18	18	12.00	2.000
Ray Burris, R ERA: 3.6	(4, 1)	1.2		8	1	1	1	0	2	0	0	0	1	0	6	14	5.40	1.800
Randy Lerch, L ERA:	(5, 1)	1.1		4	0	0	0	2	0	0	0	0	0	0	8	8	0.00	0.000
Bryn Smith, R ERA: 1.5	(7, 1)	2.0		8	1	1	1	1	0	0	0	1	0	1	10	10	4.50	0.500

PITCHER	IP	WLS	BF	H	R	ER	SO	BB	IBB	HBP	BLK	WP	HR	S	P	ERA	WHIP

Batter	1	2	3	4	5	6	7	8	9	AB	R	H	RBI	BB	SO	LOB
Lonnie Smith, R (1, 7) OBP: 0.389, SLG: 0.438	HR		1B		CS 1B			1B 2B	SSS K 1-2	5	2	4	1	0	1	1
Ozzie Smith, S (1, 6) OBP: 0.412, SLG: 0.419	F7		1-2 1B		CS 1-2	6-3		BB 1B 2B 2-3 1B		4	1	2	0	0	0	0
Keith Hernandez, L (1, 3) OBP: 0.353, SLG: 0.424	F9		F9			F7		BB 2B 1-2 3-H 1B		4	1	1	1	0	0	2
Darrell Porter, L (1, 2) OBP: 0.303, SLG: 0.345	1B		SSS K			2B		BBB 4-0 2B 1-2 2-3 BB		3	1	2	0	1	1	2
George Hendrick, R (1, 9) OBP: 0.424, SLG: 0.774	P3			6-3		F8		1-H 2-H 3-H 2B		4	0	1	3	0	0	2
Ken Oberkfell, L (1, 5) OBP: 0.258, SLG: 0.241		F7		F4			6-3	F7		3	0	0	0	0	0	0
Doug Bair, R (7, 1)										0	0	0	0	0	0	0
Dane Iorg, L (8, PH) OBP: 0.500, SLG: 1.000										1	0	0	0	0	0	1
Jim Kaat, L (8, 1)										0	0	0	0	0	0	0
David Green, R (1, 8) OBP: 0.353, SLG: 0.500		SSS K		CS 2B			F8	F8		4	0	1	0	0	1	1
Mike Ramsey, S (1, 4) OBP: 0.333, SLG: 0.385		SSS K		CS 2-3	F4-3		SSS K		BBBB CS BB	3	0	0	0	0	2	0
Steve Braun, L (9, PH)										0	0	0	0	1	0	0
Rafael Santana, R (9, PR)										0	0	0	0	0	0	0
Joaquin Andujar, S (1, 1) OBP: 0.125, SLG: 0.125			SSS K		1-3			SSS K	F8	1	0	0	0	0	1	0
Gene Roof, S (5, PH)										1	0	0	0	0	0	0
Jeff Lahti, R (5, 1)										0	0	0	0	0	0	0
John Martin, S (6, 1)										0	0	0	0	0	0	0
Jamie Quirk, L (7, 5)										2	0	0	0	0	1	1
Inning Stats	R: 1 E: 0 K: 0 S: 5 H: 2 LOB: 1 BB: 0 P: 5	R: 0 E: 0 K: 2 S: 7 H: 0 LOB: 0 BB: 0 P: 7	R: 0 E: 0 K: 2 S: 9 H: 2 LOB: 2 BB: 0 P: 9	R: 0 E: 0 K: 0 S: 3 H: 1 LOB: 0 BB: 0 P: 3	R: 0 E: 0 K: 0 S: 3 H: 1 LOB: 0 BB: 0 P: 3	R: 0 E: 0 K: 0 S: 4 H: 1 LOB: 1 BB: 0 P: 4	R: 0 E: 0 K: 1 S: 5 H: 0 LOB: 0 BB: 0 P: 5	R: 4 E: 0 K: 1 S: 9 H: 4 LOB: 1 BB: 1 P: 13	R: 0 E: 0 K: 1 S: 4 H: 0 LOB: 1 BB: 1 P: 8	1B: 6 2B: 5 3B: 0 HR: 1 SF: 0 SAC: 0 DP: 1 HBP: 0							WP: 0 PB: 0 SB: 0 CS: 3 PA: 39

PITCHER		IP	WLS	BF	H	R	ER	SO	BB	IBB	HBP	BLK	WP	HR	S	P	ERA	WHIP
Scott Sanderson, R ERA: 3.72	(1, 1)	7.1	W	29	9	3	3	6	0	0	0	0	0	1	41	41	3.68	1.227
Jeff Reardon, R ERA: 2.16	(8, 1)	1.2		8	2	2	2	1	2	0	0	0	0	0	8	16	10.80	2.400

PITCHER	IP	WLS	BF	H	R	ER	SO	BB	IBB	HBP	BLK	WP	HR	S	P	ERA	WHIP

TOP

St. Louis Cardinals @ Montreal Expos

Olympic Stadium, Montreal, QB

Thu Apr 21 1983, 3:33 AM EST

Att. 8,392 - Cloudy - 36 F

livebaseballscorecards.com

AB	35
R	5
H	11
RBI	5
BB	2
SO	7
LOB	10

Batter	1	2	3	4	5	6	7	8	9	AB	R	H	RBI	BB	SO	LOB
Tim Raines, S (1, 7) OBP: 0.280, SLG: 0.261	BBBB 4-0 BLK 2B BB	x 0-0 S 2B 1B		x 0-0 ② F8		x 0-0 ② 4-3 2-3		x 0-0 ② 4-3		4	2	1	0	1	0	1
Bryan Little, S (1, 6) OBP: 0.366, SLG: 0.314	x 0-0 F8 1-H 1B 2B	x 0-0 1-H 2B		BBBB 4-0 BB		x 0-0 ③ 5-3		x 0-0 ③ 6-3		4	1	2	2	1	0	1
Andre Dawson, R (1, 8) OBP: 0.426, SLG: 0.795	x 0-0 ① F8 2-3	x 0-0 ② F7		x 0-0 ③ L7			x 0-0 1B G3 2B			4	1	1	0	0	0	3
Al Oliver, L (1, 3) OBP: 0.362, SLG: 0.524	x 0-0 BB 1B 3-H 1B	x 0-0 ③ 6-3			x 0-0 1B		x 0-0 ① 6-3			4	1	2	1	0	0	2
Gary Carter, R (1, 2) OBP: 0.277, SLG: 0.375	BBBB 4-0 1B 1-2 BB		x 0-0 HR		x 0-0 ① F5		x 0-0 G3 1B 1B			3	1	2	1	1	0	1
Tim Wallach, R (1, 5) OBP: 0.250, SLG: 0.333	x 0-0 ② F7		x 0-0 ① F8		x 0-0 ② F7		x 0-0 G3 1-2 2-3 1B			4	0	1	0	0	0	3
Terry Francona, L (1, 9) OBP: 0.200, SLG: 0.200	x 0-0 1-2 2-H 1B		x 0-0 ② F9		x 0-0 ③ 1-3		x 0-0 ② G3 1-2 2-3 3-H			4	0	1	2	0	0	3
Doug Flynn, R (1, 4) OBP: 0.268, SLG: 0.300	x 0-0 ③ F7		x 0-0 ③ F8			x 0-0 ① SSS F5-3	x 0-3 ③ K			4	0	0	0	0	1	4
Scott Sanderson, R (1, 1) OBP: 0.250, SLG: 0.375 Jeff Reardon, R (8, 1)		SSS 0-3 ① K		x 0-0 ① 5-3		x 0-0 4-3 2B		x 0-0 ① 5-3		3 1	0 0	1 0	0 0	0 0	1 0	0 0
Inning Stats	R: 3 E: 0 K: 0 S: 6 H: 3 LOB: 2 BB: 2 P: 14	R: 1 E: 0 K: 1 S: 7 H: 2 LOB: 1 BB: 0 P: 7	R: 1 E: 0 K: 0 S: 4 H: 1 LOB: 0 BB: 0 P: 4	R: 0 E: 0 K: 0 S: 3 H: 0 LOB: 1 BB: 1 P: 7	R: 0 E: 0 K: 0 S: 4 H: 1 LOB: 1 BB: 0 P: 4	R: 0 E: 0 K: 0 S: 4 H: 1 LOB: 1 BB: 0 P: 4	R: 1 E: 0 K: 1 S: 8 H: 3 LOB: 2 BB: 0 P: 8	R: 0 E: 0 K: 0 S: 3 H: 0 LOB: 0 BB: 0 P: 3		1B: 6 2B: 4 3B: 0 HR: 1 SF: 0 SAC: 0 DP: 0 HBP: 0						

PITCHER		IP	WLS	BF	H	R	ER	SO	BB	IBB	HBP	BLK	WP	HR	S	P	ERA	WHIP
Joaquin Andujar, R ERA: 2.45	(1, 1)	4.0	L	21	6	5	5	1	3	0	0	1	0	1	20	32	11.25	2.250
Jeff Lahti, R ERA:	(5, 1)	1.0		4	1	0	0	0	0	0	0	0	0	0	4	4	0.00	1.000
John Martin, L ERA:	(6, 1)	1.0		4	1	0	0	0	0	0	0	0	0	0	4	4	0.00	1.000
Doug Bair, R ERA: 10.8	(7, 1)	1.0		6	3	1	1	1	0	0	0	0	0	0	8	8	9.00	3.000
Jim Kaat, L ERA:	(8, 1)	1.0		3	0	0	0	0	0	0	0	0	0	0	3	3	0.00	0.000

PITCHER	IP	WLS	BF	H	R	ER	SO	BB	IBB	HBP	BLK	WP	HR	S	P	ERA	WHIP

BOTTOM

St. Louis Cardinals @ Montreal Expos

Olympic Stadium, Montreal, QB

Thu Apr 21 1983, 3:33 AM EST
Att. 8,392 - Cloudy - 36 F

livebaseballscorecards.com

AB	35
R	6
H	11
RBI	6
BB	3
SO	2
LOB	18

WP: 0 PB: 0 SB: 1 CS: 0
PA: 38

Montreal Expos @ Cincinnati Reds

Riverfront Stadium, Cincinnati, OH

Fri Apr 22 1983, 6:05 PM EST

Att. 14,731 - Unknown

TOP

livebaseballscorecards.com

Batter	1	2	3	4	5	6	7	8	9	AB	R	H	RBI	BB	SO	LOB
Tim Raines, S (1, 7) OBP: 0.278, SLG: 0.245	BBBB 4-0 WP BB		x 0-0 ③ L7		SSS 0-3 ③ K			SSS 0-3 ① K		3	0	0	0	1	2	1
Bryan Little, S (1, 6) OBP: 0.356, SLG: 0.308	x 0-0 ① P4 1-2			x 0-0 ① G3		x 0-0 L3 1B		x 0-0 ② F8		4	0	1	0	0	0	1
Andre Dawson, R (1, 8) OBP: 0.392, SLG: 0.729	SSS 0-3 ② K			x 0-0 ② F8		x 0-0 ①② L3 1-2		x 0-0 ③ 6-3		4	0	0	0	0	1	2
Al Oliver, L (1, 3) OBP: 0.373, SLG: 0.543 Jim Wohlford, R (9, 9) OBP: 0.500, SLG: 1.000	x 0-0 ③ F7			x 0-0 HR 1B		x 0-0 HR 2B			x 0-0 ① 1-3	4 0	2 0	2 0	0 0	0 0	0 0	1 0
Gary Carter, R (1, 2) OBP: 0.294, SLG: 0.523		x 0-0 ① 6-3		x 0-0 1-H HR		x 0-0 2-H HR			x 0-0 ② F8	4	2	2	4	0	0	0
Tim Wallach, R (1, 5) OBP: 0.227, SLG: 0.302		x 0-0 ② L4		x 0-0 ③ 6-3		x 0-0 ③ 5-3			x 0-0 E5	4	0	0	0	0	0	0
Terry Francona, L (1, 9) OBP: 0.214, SLG: 0.286 (9, 3)		SSS 0-3 ③ K		x 0-0 CS 2B		x 0-0 ① F7			x 0-0 ③ G3	4	0	1	0	0	1	1
Doug Flynn, R (1, 4) OBP: 0.273, SLG: 0.302			x 0-0 ① F9	x 0-0 CS 1B		x 0-0 ② F5-3				3	0	1	0	0	0	0
Steve Rogers, R (1, 1)			x 0-0 ② 6-3	x 0-0 ①② 1-3 1-2 2-3		x 0-0 ③ 4-3				3	0	0	0	0	0	2

AB	33
R	4
H	7
RBI	4
BB	1
SO	4
LOB	8

Inning Stats	1	2	3	4	5	6	7	8	9
	R: 0 E: 0 K: 1 S: 5	R: 0 E: 0 K: 1 S: 5	R: 0 E: 0 K: 0 S: 3	R: 2 E: 0 K: 0 S: 5	R: 0 E: 0 K: 1 S: 6	R: 2 E: 0 K: 0 S: 5	R: 0 E: 0 K: 0 S: 3	R: 0 E: 0 K: 1 S: 5	R: 0 E: 1 K: 0 S: 4
	H: 0 LOB: 1 BB: 1 P: 9	H: 0 LOB: 0 BB: 0 P: 5	H: 0 LOB: 0 BB: 0 P: 3	H: 2 LOB: 0 BB: 0 P: 5	H: 2 LOB: 1 BB: 0 P: 6	H: 3 LOB: 0 BB: 0 P: 5	H: 0 LOB: 0 BB: 0 P: 3	H: 0 LOB: 0 BB: 0 P: 5	H: 0 LOB: 1 BB: 0 P: 4

1B: 3	SF: 0
2B: 3	SAC: 0
3B: 0	DP: 1
HR: 2	HBP: 0

WP: 1	PA: 34
PB: 0	
SB: 0	
CS: 2	

PITCHER		IP	WLS	BF	H	R	ER	SO	BB	IBB	HBP	BLK	WP	HR	S	P	ERA	WHIP
Frank Pastore, R ERA: 3.86	(1, 1)	7.0	L	27	7	4	4	3	1	0	0	0	1	2	32	36	5.14	1.143
Bill Scherrer, L ERA:	(8, 1)	2.0		7	0	0	0	1	0	0	0	0	0	0	9	9	0.00	0.000

PITCHER	IP	WLS	BF	H	R	ER	SO	BB	IBB	HBP	BLK	WP	HR	S	P	ERA	WHIP

Batter	1	2	3	4	5	6	7	8	9	AB	R	H	RBI	BB	SO	LOB
Cesar Cedeno, R (1, 9) OBP: 0.442, SLG: 0.500	5-3		1-2 1B			F4-3		K		4	0	1	0	0	1	0
Eddie Milner, L (1, 8) OBP: 0.290, SLG: 0.238	F7		FC5 2-3f			1B		F4-6-3 1B		4	0	2	0	0	0	2
Dave Concepcion, R (1, 6) OBP: 0.317, SLG: 0.236	L3			BBBB F4-3 S BB		F8		F4-6-3 1-2		3	0	0	0	1	0	2
Johnny Bench, R (1, 5) OBP: 0.339, SLG: 0.397		5-3		F4-3 1-3		F8			F4	4	0	0	0	0	0	2
Dan Driessen, L (1, 3) OBP: 0.419, SLG: 0.431		F4-3		F4			BBBB 1B BB		BBBB FC4-6 BB	2	0	0	0	2	0	1
Ron Oester, S (1, 4) OBP: 0.377, SLG: 0.518		SSS K		P6			F3		FC4-6 1-2f	4	0	0	0	0	1	3
Duane Walker, L (1, 7) OBP: 0.182, SLG: 0.273			F7		G3		1-2 1B		6-3	4	0	1	0	0	0	1
Dann Bilardello, R (1, 2) OBP: 0.278, SLG: 0.389			F9		P6		SSS K			3	0	0	0	0	1	2
Frank Pastore, R (1, 1) OBP: 0.385, SLG: 0.333 Jeff Jones, R (7, PH) OBP: 0.368, SLG: 0.295 Bill Scherrer, L (8, 1)			FC5 1B 1B		SSS K		SSS K			2 1 0	0 0 0	1 0 0	0 0 0	0 0 0	1 1 0	0 2 0
Inning Stats	R: 0 H: 0 E: 0 LOB: 0 K: 0 BB: 0 S: 3 P: 3	R: 0 H: 0 E: 0 LOB: 0 K: 1 BB: 0 S: 5 P: 5	R: 0 H: 2 E: 0 LOB: 2 K: 0 BB: 0 S: 5 P: 5	R: 0 H: 0 E: 0 LOB: 1 K: 0 BB: 1 S: 3 P: 7	R: 0 H: 0 E: 0 LOB: 0 K: 1 BB: 0 S: 5 P: 5	R: 0 H: 1 E: 0 LOB: 1 K: 0 BB: 0 S: 4 P: 4	R: 0 H: 1 E: 0 LOB: 2 K: 2 BB: 1 S: 8 P: 12	R: 0 H: 1 E: 0 LOB: 0 K: 1 BB: 0 S: 5 P: 5	R: 0 H: 0 E: 0 LOB: 1 K: 0 BB: 1 S: 3 P: 7	1B: 5 SF: 0 2B: 0 SAC: 0 3B: 0 DP: 1 HR: 0 HBP: 0						

PITCHER	IP	WLS	BF	H	R	ER	SO	BB	IBB	HBP	BLK	WP	HR	S	P	ERA	WHIP
Steve Rogers, R (1, 1) ERA: 2.59	9.0	W	34	5	0	0	5	3	0	0	0	0	0	41	53	0.00	0.889

PITCHER	IP	WLS	BF	H	R	ER	SO	BB	IBB	HBP	BLK	WP	HR	S	P	ERA	WHIP

BOTTOM

Montreal Expos @ Cincinnati Reds

Riverfront Stadium, Cincinnati, OH

Fri Apr 22 1983, 6:05 PM EST

Att. 14,731 - Unknown

livebaseballscorecards.com

AB	31
R	0
H	5
RBI	0
BB	3
SO	5
LOB	15

Batter	1	2	3	4	5	6	7	8	9	AB	R	H	RBI	BB	SO	LOB
Tim Raines, S (1, 7) OBP: 0.271, SLG: 0.259	S S S 0-3 ① K		x 0-0 ① FC3-2 2B SF7 1-2 3-H		x 0-0 ② F8			x 0-0 1B 2B	x 0-0 ③ FC5 2-3	5	2	1	0	0	1	3
Bryan Little, S (1, 6) OBP: 0.388, SLG: 0.357	B B B B 4-0 BB		x 0-0 1-3 2-H 2B		x 0-0 ③ F8			x 0-0 2-H HR 1B		3	1	2	2	1	0	0
Andre Dawson, R (1, 8) OBP: 0.382, SLG: 0.765	x 0-0 ② P4		x 0-0 ② SF7 3-H			x 0-0 ① 6-3		x 0-0 1-H HR		3	1	1	3	0	0	1
Al Oliver, L (1, 3) OBP: 0.345, SLG: 0.500 Jim Wohlford, R (8, 9) OBP: 0.500, SLG: 1.000	x 0-0 ③ L4		S S S 0-3 ③ K			S S S 0-3 ② K		x 0-0 ① F9		4 0	0 0	0 0	0 0	0 0	2 0	2 0
Gary Carter, R (1, 2) OBP: 0.273, SLG: 0.479		x 0-0 ① F2		x 0-0 ① 5-3		x 0-0 ③ L4		S S S 0-3 ② K		4	0	0	0	0	1	0
Tim Wallach, R (1, 5) OBP: 0.229, SLG: 0.283		S S S 0-3 ② K		B B B B 4-0 BB			x 0-0 ① F3	x 0-0 ③ P4		3	0	0	0	1	1	0
Terry Francona, L (1, 9) OBP: 0.167, SLG: 0.222 (8, 3)		x 0-0 ③ 6-3		x 0-0 ② F8			x 0-0 ② 5-3		x 0-0 ① 4-3	4	0	0	0	0	0	1
Doug Flynn, R (1, 4) OBP: 0.313, SLG: 0.362			x 0-0 E7 PB FC3-2 1B	x 0-0 ③ F5-3			x 0-0 1B		x 0-0 FC5 2B	4	0	3	0	0	0	1
Charlie Lea, R (1, 1) Randy Lerch, L (3, 1) Warren Cromartie, L (7, PH) OBP: 0.324, SLG: 0.267 Jeff Reardon, R (7, 1) Chris Speier, R (9, PH) OBP: 0.400, SLG: 0.444 Bryn Smith, R (9, 1)			B B B B 4-0 2-3 FC3-2 2B BB		x 0-0 ① 3-1		x 0-0 ③ 4-3		x 0-0 ② 5-3	0 1 1 0 1 0	1 0 0 0 0 0	0 0 0 0 0 0	0 0 0 0 0 0	1 0 0 0 0 0	0 0 0 0 0 0	0 1 1 0 1 0
Inning Stats	R: 0 H: 0 E: 0 LOB: 1 K: 1 BB: 1 S: 5 P: 9	R: 0 H: 0 E: 0 LOB: 0 K: 1 BB: 0 S: 5 P: 5	R: 2 H: 2 E: 1 LOB: 1 K: 1 BB: 1 S: 7 P: 11	R: 0 H: 0 E: 0 LOB: 1 K: 0 BB: 1 S: 3 P: 7	R: 0 H: 0 E: 0 LOB: 0 K: 0 BB: 0 S: 3 P: 3	R: 0 H: 0 E: 0 LOB: 0 K: 1 BB: 0 S: 5 P: 5	R: 0 H: 1 E: 0 LOB: 1 K: 0 BB: 0 S: 4 P: 4	R: 3 H: 3 E: 0 LOB: 0 K: 1 BB: 0 S: 8 P: 8	R: 0 H: 1 E: 0 LOB: 1 K: 0 BB: 0 S: 4 P: 4	1B: 3 2B: 3 3B: 0 HR: 1	SF: 1 SAC: 0 DP: 0 HBP: 0			WP: 0 PB: 1 SB: 0 CS: 0	PA: 37		

TOP

Montreal Expos @ Cincinnati Reds

Riverfront Stadium, Cincinnati, OH

Sun Apr 24 1983, 3:33 AM EDT

Att. 30,037 - Unknown

livebaseballscorecards.com

AB	33
R	5
H	7
RBI	5
BB	3
SO	5
LOB	10

PITCHER		IP	WLS	BF	H	R	ER	SO	BB	IBB	HBP	BLK	WP	HR	S	P	ERA	WHIP
Mario Soto, R ERA: 2.84	(1, 1)	8.0	L	33	6	5	5	5	3	0	0	0	0	1	40	52	5.62	1.125
Bill Scherrer, L ERA:	(9, 1)	1.0		4	1	0	0	0	0	0	0	0	0	0	4	4	0.00	1.000

PITCHER	IP	WLS	BF	H	R	ER	SO	BB	IBB	HBP	BLK	WP	HR	S	P	ERA	WHIP

Montreal Expos @ Cincinnati Reds

Riverfront Stadium, Cincinnati, OH

Sun Apr 24 1983, 3:33 AM EDT

Att. 30,037 - Unknown

BOTTOM

Batter	1	2	3	4	5	6	7	8	9	AB	R	H	RBI	BB	SO	LOB
Dave Concepcion, R (1, 6) OBP: 0.324, SLG: 0.267	S S S 0-3 ① K		x 0-0 ① BB 5-3 2B		x 0-0 ① F4-3		x 0-0 ③ 1B S 3-H 1B	x 0-0 ③ F8		5	1	2	1	0	1	3
Eddie Milner, L (1, 8) OBP: 0.297, SLG: 0.239	x 0-0 ② F5		B B B B 4-0 5-3 BB FC1-2 BB		x 0-0 ② P6		x 0-0 1-3 1B		x 0-0 ① G3	4	0	1	0	1	0	0
Cesar Cedeno, R (1, 9) OBP: 0.456, SLG: 0.478	B B B B 4-0 BB		B B B B 4-0 5-3 1-2 2-3 BB		x 0-0 ③ F8		x 0-0 ③ F4		B B B B 4-0 F6-4-3 BB	2	0	0	0	3	0	2
Johnny Bench, R (1, 5) OBP: 0.328, SLG: 0.397	x 0-0 ③ P5		x 0-0 ② 5-3 1-2 2-3 3-H			x 0-0 ① 6-3		x 0-0 1B BB 2B	x 0-0 ②③ F6-4-3 1-2	5	1	1	1	0	0	4
Dan Driessen, L (1, 3) OBP: 0.439, SLG: 0.423		B B B B 4-0 CS BB	B B B B 4-0 BB			x 0-0 ② 6-3		B B B B 4-0 BB 1B BB		1	0	0	0	3	0	0
Ron Oester, S (1, 4) OBP: 0.385, SLG: 0.508		B B B B 4-0 ① 1-2 3B BB	x 0-0 ③ FC1-2 3-Hf			x 0-0 ③ 6-3		x 0-0 BB 1-2 2-3 1B		3	1	1	0	1	0	3
Duane Walker, L (1, 7) OBP: 0.267, SLG: 0.533		x 0-0 1-H CS 3B	S S S 0-3 ① K				x 0-0 SH5-4 1B 2B	S S S 0-3 ① K		4	1	2	1	0	2	3
Alex Trevino, R (1, 2) OBP: 0.261, SLG: 0.200 Wayne Krenchicki, L (8, PH) OBP: 0.222, SLG: 0.250 Dann Bilardello, R (9, 2) OBP: 0.278, SLG: 0.389		S S S 0-3 ②③ K 3-H	x 0-0 ② 6-3				x 0-0 ① SH5-4 2-3	x 0-0 ② F9		2 1 0	0 0 0	0 0 0	0 0 0	0 0 0	1 0 0	1 3 0
Mario Soto, R (1, 1) OBP: 0.071, SLG: 0.143 Jeff Jones, R (8, PH) OBP: 0.379, SLG: 0.295 Bill Scherrer, L (9, 1)			x 0-0 ① 5-3	x 0-0 ③ F8			x 0-0 ② 5-3	B B B B 4-0 1-2 2-3 3-H BB		3 0 0	0 0 0	0 0 0	0 1 0	0 1 0	0 0 0	1 0 0
Inning Stats	R: 0 H: 0 E: 0 LOB: 1 K: 1 BB: 1 S: 5 P: 9	R: 1 H: 1 E: 0 LOB: 0 K: 1 BB: 2 S: 4 P: 12	R: 1 H: 1 E: 0 LOB: 3 K: 0 BB: 3 S: 4 P: 16	R: 0 H: 0 E: 0 LOB: 0 K: 1 BB: 0 S: 5 P: 5	R: 0 H: 0 E: 0 LOB: 0 K: 0 BB: 0 S: 3 P: 3	R: 0 H: 0 E: 0 LOB: 0 K: 0 BB: 0 S: 3 P: 3	R: 1 H: 3 E: 0 LOB: 2 K: 0 BB: 0 S: 6 P: 6	R: 1 H: 2 E: 0 LOB: 3 K: 1 BB: 2 S: 7 P: 15	R: 0 H: 0 E: 0 LOB: 0 K: 0 BB: 1 S: 2 P: 6	1B: 3 SF: 0 2B: 3 SAC: 1 3B: 1 DP: 1 HR: 0 HBP: 0						

livebaseballscorecards.com

AB	30
R	4
H	7
RBI	4
BB	9
SO	4
LOB	20

WP: 0 PB: 0 SB: 1 CS: 2 PA: 40

PITCHER		IP	WLS	BF	H	R	ER	SO	BB	IBB	HBP	BLK	WP	HR	S	P	ERA	WHIP
Charlie Lea, R ERA: 1.47	(1, 1)	2.2		14	2	2	2	2	6	0	0	0	0	0	12	36	6.75	3.000
Randy Lerch, L ERA:	(3, 1)	3.1		10	0	0	0	1	0	0	0	0	0	0	12	12	0.00	0.000
Jeff Reardon, R ERA: 3.48	(7, 1)	2.0	W	13	5	2	2	1	2	0	0	0	0	0	13	21	9.00	3.500
Bryn Smith, R ERA: 1.29	(9, 1)	1.0	S	3	0	0	0	0	1	0	0	0	0	0	2	6	0.00	1.000

PITCHER	IP	WLS	BF	H	R	ER	SO	BB	IBB	HBP	BLK	WP	HR	S	P	ERA	WHIP

Batter	1	2	3	4	5	6	7	8	9	AB	R	H	RBI	BB	SO	LOB
Omar Moreno, L (1, 8) OBP: 0.284, SLG: 0.346	SF8 3B		3-1			F5		F7		4	1	1	0	0	0	0
Terry Puhl, L (1, 9) OBP: 0.222, SLG: 0.220	K			F8		S 1B		F6		4	0	1	0	0	1	1
Dickie Thon, R (1, 6) OBP: 0.341, SLG: 0.429	SF8 3-H			F7		BB 1-2			F8	2	0	0	1	1	0	0
Phil Garner, R (1, 5) OBP: 0.367, SLG: 0.382	F8			F4		F9			F8	4	0	0	0	0	0	2
Jose Cruz, L (1, 7) OBP: 0.425, SLG: 0.435		F8			F3		F4		HR	4	1	1	1	0	0	0
Ray Knight, R (1, 3) OBP: 0.348, SLG: 0.426		F4-6 2B			BB		HBP		F5	2	0	1	0	1	0	0
Alan Ashby, S (1, 2) OBP: 0.356, SLG: 0.475		F4-6 2-3			F5		F5			3	0	0	0	0	0	3
Bill Doran, S (1, 4) OBP: 0.303, SLG: 0.250			F8		F4-3		F6			3	0	0	0	0	0	2
Bob Knepper, L (1, 1) OBP: 0.231, SLG: 0.167			K			5-3		K		3	0	0	0	0	2	0
Inning Stats	R: 1 E: 0 K: 1 S: 6 H: 1 LOB: 0 BB: 0 P: 6	R: 0 E: 0 K: 0 S: 3 H: 1 LOB: 0 BB: 0 P: 3	R: 0 E: 0 K: 1 S: 5 H: 0 LOB: 0 BB: 0 P: 5	R: 0 E: 0 K: 0 S: 3 H: 0 LOB: 0 BB: 0 P: 3	R: 0 E: 0 K: 0 S: 3 H: 0 LOB: 1 BB: 1 P: 7	R: 0 E: 0 K: 0 S: 4 H: 1 LOB: 2 BB: 1 P: 8	R: 0 E: 0 K: 0 S: 3 H: 0 LOB: 1 BB: 0 P: 4	R: 0 E: 0 K: 1 S: 5 H: 0 LOB: 0 BB: 0 P: 5	R: 1 E: 0 K: 0 S: 4 H: 1 LOB: 0 BB: 0 P: 4	1B: 1 2B: 2 3B: 1 HR: 1 SF: 1 SAC: 0 DP: 1 HBP: 1						

PITCHER	IP	WLS	BF	H	R	ER	SO	BB	IBB	HBP	BLK	WP	HR	S	P	ERA	WHIP
Bill Gullickson, R (1, 1) ERA: 4.85	9.0	L	33	4	2	2	3	2	0	1	0	0	1	36	45	2.00	0.667

PITCHER	IP	WLS	BF	H	R	ER	SO	BB	IBB	HBP	BLK	WP	HR	S	P	ERA	WHIP

TOP

Houston Astros @ Montreal Expos

Olympic Stadium, Montreal, QB

Tue Apr 26 1983, 3:33 AM EDT

Att. 8,737 - Unknown

livebaseballscorecards.com

AB	29
R	2
H	4
RBI	2
BB	2
SO	3
LOB	8
PA	33
WP	0
PB	0
SB	1
CS	0

Houston Astros @ Montreal Expos

Olympic Stadium, Montreal, QB

Tue Apr 26 1983, 3:33 AM EDT

Att. 8,737 - Unknown

BOTTOM

Batter	1	2	3	4	5	6	7	8	9	AB	R	H	RBI	BB	SO	LOB
Tim Raines, S (1, 7) OBP: 0.281, SLG: 0.246	F4	FC6-4 1-2f			6-3 S BB		SH1-4 BB		L3	3	0	0	0	2	0	3
Jim Wohlford, R (1, 9) OBP: 0.400, SLG: 0.700	5-3		FC6-4 1B 1B		5-3 1-2		SH1-4 1-2		6-3	4	0	1	0	0	0	1
Andre Dawson, R (1, 8) OBP: 0.373, SLG: 0.745	2B		F7		6-3 2-3		F8			4	0	1	0	0	0	3
Al Oliver, L (1, 3) OBP: 0.339, SLG: 0.481	G3		FC6-4 1-2 1B		6-3		F8			4	0	1	0	0	0	3
Gary Carter, R (1, 2) OBP: 0.281, SLG: 0.469 Tim Blackwell, S (5, 2) Jerry White, S (8, PH) Bobby Ramos, R (9, 2)		E BB BB	FC6-4 1-2f 2-3			1B BB		F5		1 0 1 0	0 0 0 0	0 0 0 0	0 0 0 0	1 1 0 0	0 0 0 0	2 0 0 0
Tim Wallach, R (1, 5) OBP: 0.250, SLG: 0.271 Bryan Little, S (8, PR) OBP: 0.388, SLG: 0.357 (9, 6)	E 1-2 BB	F8				K		BB		2 0	0 0	0 0	0 0	2 0	1 0	3 0
Chris Speier, R (1, 6) OBP: 0.429, SLG: 0.417 (9, 5)	E8 FC6-4 1-2 2-3			F5-4-3 BB		1-2 1B		F4		3	0	1	0	1	0	3
Doug Flynn, R (1, 4) OBP: 0.288, SLG: 0.333	F4			F5-4-3 1-2		F8		F8		4	0	0	0	0	0	7
Bill Gullickson, R (1, 1) Warren Cromartie, L (9, PH) OBP: 0.314, SLG: 0.258	K			K		F9			4-3	3 1	0 0	0 0	0 0	0 0	2 0	5 0
Inning Stats	R: 0 E: 0 K: 0 S: 4 H: 1 LOB: 1 BB: 0 P: 4	R: 0 E: 1 K: 1 S: 6 H: 0 LOB: 3 BB: 2 P: 14	R: 0 E: 0 K: 0 S: 5 H: 2 LOB: 2 BB: 0 P: 5	R: 0 E: 0 K: 1 S: 4 H: 0 LOB: 0 BB: 1 P: 8	R: 0 E: 0 K: 0 S: 3 H: 0 LOB: 1 BB: 1 P: 7	R: 0 E: 0 K: 1 S: 6 H: 1 LOB: 2 BB: 1 P: 10	R: 0 E: 0 K: 0 S: 3 H: 0 LOB: 1 BB: 1 P: 7	R: 0 E: 0 K: 0 S: 3 H: 0 LOB: 1 BB: 1 P: 7	R: 0 E: 0 K: 0 S: 3 H: 0 LOB: 0 BB: 0 P: 3	1B: 3 2B: 1 3B: 0 HR: 0 SF: 0 SAC: 1 DP: 1 HBP: 0						

livebaseballscorecards.com

AB	30
R	0
H	4
RBI	0
BB	7
SO	3
LOB	30

WP: 0 PB: 0 SB: 1 CS: 0 PA: 38

PITCHER	IP	WLS	BF	H	R	ER	SO	BB	IBB	HBP	BLK	WP	HR	S	P	ERA	WHIP
Bob Knepper, L (1, 1) ERA: 1.96	9.0	W	38	4	0	0	3	7	0	0	0	0	0	37	65	0.00	1.222

Batter	1	2	3	4	5	6	7	8	9	AB	R	H	RBI	BB	SO	LOB
Omar Moreno, L (1, 8) OBP: 0.291, SLG: 0.373	SF7 3B		G3 S 1B 1B	1-3 1-2			F9		F8	5	2	2	0	0	0	1
Terry Puhl, L (1, 9) OBP: 0.220, SLG: 0.217	F5		G3 1-3	K 2-3			6-3 1B		K	5	0	1	0	0	2	3
Dickie Thon, R (1, 6) OBP: 0.337, SLG: 0.425	SF7 3-H		S 1B 3-H 1B		F8		6-3 1-2			3	1	1	2	0	0	1
Phil Garner, R (1, 5) OBP: 0.386, SLG: 0.437	HR		1B 1-H 1B		F9		IBB			3	1	2	2	1	0	0
Jose Cruz, L (1, 7) OBP: 0.417, SLG: 0.425	K		1B 1-2 1B		K		F8			4	0	1	0	0	2	2
Ray Knight, R (1, 3) OBP: 0.356, SLG: 0.446 Denny Walling, L (9, 3) OBP: 0.125, SLG: 0.067		F4-3 2B	1-2 1B			F7		F8		4 0	0 0	2 0	0 0	0 0	0 0	0 0
Alan Ashby, S (1, 2) OBP: 0.347, SLG: 0.477		F4-3 2-3	F4-3			2B		F4-3		4	0	1	0	0	0	3
Bill Doran, S (1, 4) OBP: 0.300, SLG: 0.250		K		E 1-3 1B		K		6-3		4	0	1	0	0	2	2
Nolan Ryan, R (1, 1) OBP: 0.143, SLG: 0.143 Tony Scott, S (9, PH) OBP: 0.353, SLG: 0.467 Frank LaCorte, R (9, 1)		3-1		K		5-3			K	3 1 0	0 0 0	0 0 0	0 0 0	0 1 0	1 0 0	3 0 0
Inning Stats	R: 2 E: 0 K: 1 S: 7 H: 2 LOB: 0 BB: 0 P: 7	R: 0 E: 0 K: 1 S: 6 H: 1 LOB: 1 BB: 0 P: 6	R: 2 E: 0 K: 0 S: 7 H: 5 LOB: 2 BB: 0 P: 7	R: 0 E: 1 K: 2 S: 8 H: 1 LOB: 1 BB: 0 P: 8	R: 0 E: 0 K: 1 S: 5 H: 0 LOB: 0 BB: 0 P: 5	R: 0 E: 0 K: 1 S: 6 H: 1 LOB: 1 BB: 0 P: 6	R: 0 E: 0 K: 0 S: 4 H: 1 LOB: 2 BB: 1 P: 8	R: 0 E: 0 K: 0 S: 3 H: 0 LOB: 0 BB: 0 P: 3	R: 0 E: 0 K: 2 S: 7 H: 0 LOB: 0 BB: 0 P: 7	1B: 7 2B: 2 3B: 1 HR: 1 SF: 1 SAC: 0 DP: 0 HBP: 0						

TOP

Houston Astros @ Montreal Expos

Olympic Stadium, Montreal, QB

Wed Apr 27 1983, 3:33 AM EDT

Att. 19,309 - Unknown

livebaseballscorecards.com

AB	36
R	4
H	11
RBI	4
BB	1
SO	8
LOB	15

WP: 0 PB: 0 SB: 2 CS: 0

PA: 38

PITCHER		IP	WLS	BF	H	R	ER	SO	BB	IBB	HBP	BLK	WP	HR	S	P	ERA	WHIP
Scott Sanderson, R ERA: 4.44	(1, 1)	5.0	L	23	9	4	4	5	0	0	0	0	0	1	33	33	7.20	1.800
Randy Lerch, L ERA:	(6, 1)	3.0		12	2	0	0	1	0	1	0	0	0	0	13	17	0.00	0.667
Dan Schatzeder, L ERA: 3.0	(9, 1)	1.0		3	0	0	0	2	0	0	0	0	0	0	7	7	0.00	0.000

PITCHER	IP	WLS	BF	H	R	ER	SO	BB	IBB	HBP	BLK	WP	HR	S	P	ERA	WHIP

Houston Astros @ Montreal Expos

Olympic Stadium, Montreal, QB

Wed Apr 27 1983, 3:33 AM EDT

Att. 19,309 - Unknown

BOTTOM

Batter	1	2	3	4	5	6	7	8	9	AB	R	H	RBI	BB	SO	LOB
Tim Raines, S (1, 7) OBP: 0.279, SLG: 0.246	0-0 ① E SF8 1B		0-0 ③ F7			0-0 ① 4-3		0-0 ③ F7		4	1	1	0	0	0	1
Bryan Little, S (1, 6) (9, 4) OBP: 0.377, SLG: 0.333	BBBB 4-0 G4-6-3 1-3 BB			0-0 ① 1-3		SSS 0-3 ② K			0-0 ① F7	3	0	0	0	1	1	0
Andre Dawson, R (1, 8) OBP: 0.365, SLG: 0.724	0-0 ① SF8 3-H			0-0 G4-6-3 1B		0-0 ③ F7			0-0 ② F8	3	0	1	1	0	0	0
Al Oliver, L (1, 3) OBP: 0.317, SLG: 0.448	0-0 ②③ G4-6-3 1-2f			0-0 ②③ G4-6-3 1-2f			0-0 ① F8		0-0 ③ 4-3	4	0	0	0	0	0	2
Tim Wallach, R (1, 5) OBP: 0.236, SLG: 0.255		SSS 0-3 ① K			0-0 ① 6-3		0-0 ② F6			3	0	0	0	0	1	0
Terry Francona, L (1, 9) OBP: 0.190, SLG: 0.238		0-0 ② 4-3			0-0 1B FC6-4 1B		0-0 ③ 1-3			3	1	1	0	0	0	0
Tim Blackwell, S (1, 2) OBP: 0.500, SLG: 0.333		SSS 0-3 ③ K			0-0 FC6-4 1-3 1B			SSS 0-3 ① K		3	0	1	0	0	2	0
Doug Flynn, R (1, 4) OBP: 0.278, SLG: 0.321 Brad Mills, L (8, PH) OBP: 0.286, SLG: 0.286 Chris Speier, R (9, 6) OBP: 0.429, SLG: 0.417			0-0 ① F4		0-0 ② FC6-4 1-2f 3-H			SSS 0-3 ② K		2 1 0	0 0 0	0 0 0	1 0 0	0 1 0	0 0 0	1 0 0
Scott Sanderson, R (1, 1) OBP: 0.222, SLG: 0.333 Jerry White, S (5, PH) Randy Lerch, L (6, 1) Warren Cromartie, L (8, PH) OBP: 0.333, SLG: 0.281 Dan Schatzeder, L (9, 1)			0-0 ② F7		0-0 ③ 4-3			0-0 1B		1 1 0 1 0	0 0 0 0 0	0 0 0 1 0	0 0 0 0 0	0 0 0 0 0	0 0 0 0 0	0 1 0 0 0
Inning Stats	R: 1 E: 0 K: 0 S: 3 H: 1 LOB: 0 BB: 1 P: 7	R: 0 E: 0 K: 2 S: 7 H: 0 LOB: 0 BB: 0 P: 7	R: 0 E: 0 K: 0 S: 3 H: 0 LOB: 0 BB: 0 P: 3	R: 0 E: 0 K: 0 S: 3 H: 1 LOB: 0 BB: 0 P: 3	R: 1 E: 0 K: 0 S: 5 H: 2 LOB: 1 BB: 0 P: 5	R: 0 E: 0 K: 1 S: 5 H: 0 LOB: 0 BB: 0 P: 5	R: 0 E: 0 K: 0 S: 3 H: 0 LOB: 0 BB: 0 P: 3	R: 0 E: 0 K: 2 S: 8 H: 1 LOB: 1 BB: 0 P: 8	R: 0 E: 0 K: 0 S: 3 H: 0 LOB: 0 BB: 0 P: 3	1B: 5 2B: 0 3B: 0 HR: 0	SF: 1 SAC: 0 DP: 2 HBP: 0						

	AB	29
	R	2
	H	5
	RBI	2
	BB	1
	SO	5
	LOB	5

WP: 0 PB: 0 SB: 1 CS: 0 PA: 31

livebaseballscorecards.com

PITCHER		IP	WLS	BF	H	R	ER	SO	BB	IBB	HBP	BLK	WP	HR	S	P	ERA	WHIP
Nolan Ryan, R ERA: 3.6	(1, 1)	8.0	W	28	5	2	1	5	1	0	0	0	0	0	37	41	1.12	0.750
Frank LaCorte, R ERA: 6.59	(9, 1)	1.0	S	3	0	0	0	0	0	0	0	0	0	0	3	3	0.00	0.000

PITCHER	IP	WLS	BF	H	R	ER	SO	BB	IBB	HBP	BLK	WP	HR	S	P	ERA	WHIP

Cincinnati Reds @ Montreal Expos

Olympic Stadium, Montreal, QB

Fri Apr 29 1983, 3:33 AM EDT

Att. 15,480 - Unknown

TOP

livebaseballscorecards.com

Batter	1	2	3	4	5	6	7	8	9	AB	R	H	RBI	BB	SO	LOB
Dave Concepcion, R (1, 6) OBP: 0.354, SLG: 0.282	BBBB 4-0 5-3 WP BB		x 0-0 E6 1B		x 0-0 BB 1B 1B	SSS 0-3 ② K			x 0-0 E 1B FC4-6 1B	4	2	2	0	1	1	1
Eddie Milner, L (1, 8) OBP: 0.333, SLG: 0.263	SSS 0-3 ① K 1-2		x 0-0 ① F9		BBBB 4-0 1B 1B 1-2 BB	x 0-0 2B 2-H			x 0-0 FC4-6 E 1B 1-2 1B	4	2	2	1	1	1	2
Cesar Cedeno, R (1, 9) OBP: 0.465, SLG: 0.500	x 0-0 ② 5-3 2-3		x 0-0 F6-4-3 1B 1-2		x 0-0 BB 1B 1-3 2-H 1B	x 0-0 ③ 1-3			x 0-0 E5 FC4-6 1-2 2-3	5	0	2	1	0	0	4
Johnny Bench, R (1, 5) OBP: 0.300, SLG: 0.360	BBBB 4-0 BB		x 0-0 ②③ F6-4-3 1-2		x 0-0 ② F7		x 0-0 ① F8		x 0-0 ① L7	4	0	0	0	1	0	7
Dan Driessen, L (1, 3) OBP: 0.425, SLG: 0.371	SSS 0-3 ③ K			x 0-0 ① 3-1	x 0-0 BB 1B 1-2 3-H		SSS 0-3 ② K		x 0-0 ② FC4-6 1B 1-2f 2-3 3-H	5	0	1	2	0	2	4
Ron Oester, S (1, 4) OBP: 0.418, SLG: 0.583		x 0-0 ① P6		x 0-0 HR	BBBB 4-0 BB 1-2 2-3		x 0-0 ③ 3-1		x 0-0 1B 1-3 3-H	4	1	2	2	1	0	0
Duane Walker, L (1, 7) OBP: 0.320, SLG: 0.435 Ben Hayes, R (5, 1) Bill Scherrer, L (7, 1) Tom Foley, L (8, PH) OBP: 0.444, SLG: 0.429 Tom Hume, R (8, 1) Alan Knicely, R (9, PH) OBP: 0.167, SLG: 0.167		x 0-0 ② 5-3		x 0-0 ② P5	x 0-0 ③ F4			x 0-0 ① F4-3	x 0-0 ③ F8	3 0 0 1 0 1	0 0 0 0 0 0	0 0 0 0 0 0	0 0 0 0 0 0	0 0 0 0 0 0	0 0 0 0 0 0	3 0 0 0 0 0
Dann Bilardello, R (1, 2) OBP: 0.300, SLG: 0.517	BBBB 4-0 BB			SSS 0-3 ③ K	x 0-0 2B 2B			x 0-0 ② F5		3	1	1	0	1	1	0
Frank Pastore, R (1, 1) OBP: 0.357, SLG: 0.308 Rafael Landestoy, S (5, PH) Paul Householder, S (5, 7)		x 0-0 ③ F8			x 0-0 ① SSS F4-3	0-3 ① K		x 0-0 ③ F4-3		1 1 2	0 0 0	0 0 0	0 0 0	0 0 0	0 0 1	1 0 1
Inning Stats	R: 0 E: 0 K: 2 S: 7 H: 0 LOB: 2 BB: 2 P: 15	R: 0 E: 0 K: 0 S: 3 H: 0 LOB: 1 BB: 1 P: 7	R: 0 E: 1 K: 0 S: 4 H: 1 LOB: 1 BB: 0 P: 4	R: 1 E: 0 K: 1 S: 6 H: 1 LOB: 0 BB: 0 P: 6	R: 2 E: 0 K: 0 S: 6 H: 3 LOB: 3 BB: 2 P: 14	R: 1 E: 0 K: 2 S: 9 H: 2 LOB: 1 BB: 0 P: 9	R: 0 E: 0 K: 1 S: 5 H: 0 LOB: 0 BB: 0 P: 5	R: 0 E: 0 K: 0 S: 3 H: 0 LOB: 0 BB: 0 P: 3	R: 2 E: 1 K: 0 S: 7 H: 3 LOB: 2 BB: 0 P: 7	1B: 7 2B: 2 3B: 0 HR: 1 SF: 0 SAC: 0 DP: 1 HBP: 0						WP: 1 PB: 0 SB: 0 CS: 0 PA: 43

	AB	38
	R	6
	H	10
	RBI	6
	BB	5
	SO	6
	LOB	25

PITCHER		IP	WLS	BF	H	R	ER	SO	BB	IBB	HBP	BLK	WP	HR	S	P	ERA	WHIP
Steve Rogers, R ERA: 2.95	(1, 1)	8.1	W	40	9	6	4	6	5	0	0	0	1	1	47	67	4.32	1.680
Dan Schatzeder, L ERA: 2.7	(9, 1)	0.1		2	1	0	0	0	0	0	0	0	0	0	2	2	0.00	3.000
Jeff Reardon, R ERA: 3.38	(9, 1)	0.1	S	1	0	0	0	0	0	0	0	0	0	0	1	1	0.00	0.000

PITCHER	IP	WLS	BF	H	R	ER	SO	BB	IBB	HBP	BLK	WP	HR	S	P	ERA	WHIP

BOTTOM

Cincinnati Reds @ Montreal Expos

Olympic Stadium, Montreal, QB

Fri Apr 29 1983, 3:33 AM EDT

Att. 15,480 - Unknown

Batter	1	2	3	4	5	6	7	8	9	AB	R	H	RBI	BB	SO	LOB
Tim Raines, S (1, 7) OBP: 0.329, SLG: 0.313	BBBB 4-0 1B SF8 BB	0-0 4-3 1B		BBBB 4-0 1B BB	0-0 1B 3B 1-H 2-H		0-0 G1-6-3 1B			3	2	3	2	2	0	0
Bryan Little, S (1, 6) OBP: 0.379, SLG: 0.340	0-0 1B SF8 PB 1B 1-3	0-0 ① 4-3 1-2		0-0 ① F9	0-0 1B 3-H		0-0 ②③ G1-6-3 1-2f			5	1	2	1	0	0	3
Andre Dawson, R (1, 8) OBP: 0.353, SLG: 0.710	0-0 ① SF8 1-2 3-H	SSS 0-3 ② K		0-0 ② F9	0-0 ③ F4			0-0 2B		4	0	1	1	0	1	3
Al Oliver, L (1, 3) OBP: 0.324, SLG: 0.444 Terry Francona, L (9, 3) OBP: 0.190, SLG: 0.238	0-0 PB HR 1B 2-3	0-0 ③ 4-3		0-0 1B 1-3		0-0 ① L9		0-0 ① 1-3		5 0	1 0	2 0	0 0	0 0	0 0	2 0
Tim Wallach, R (1, 5) OBP: 0.250, SLG: 0.321	0-0 HR 1-H 3-H		0-0 FC3-6 1B 1B	0-0 ③ F7		0-0 ② L7		SSS 0-3 ② K		5	1	2	2	0	1	3
Warren Cromartie, L (1, 9) OBP: 0.366, SLG: 0.361 Jeff Reardon, R (9, 1)	BBBB 4-0 2B BB	0-0 FC3-6 1-2 1B			0-0 ① F8	0-0 1B 3B		0-0 ③ 6-3		4 0	2 0	2 0	0 0	1 0	0 0	1 0
Tim Blackwell, S (1, 2) OBP: 0.500, SLG: 0.571	0-0 F4-3 2B 1-H	0-0 ① FC3-6 1-2f 2-3			0-0 ② 4-3	0-0 1B 3-H				4	0	2	2	0	0	2
Doug Flynn, R (1, 4) OBP: 0.276, SLG: 0.316	0-0 ② F4-3 2-3	0-0 ② F7			0-0 1B 3B 1B	0-0 ③ F9				4	1	1	0	0	0	4
Steve Rogers, R (1, 1) OBP: 0.077, SLG: 0.077 Dan Schatzeder, L (9, 1) Jerry White, S (9, 9)	SSS 0-3 ③ K	SSS 0-3 ③ K			0-0 3B 1B 1-2		0-0 ① 6-3			4 0 0	1 0 0	1 0 0	0 0 0	0 0 0	2 0 0	3 0 0
Inning Stats	R: 5 H: 4 E: 0 LOB: 1 K: 1 BB: 2 S: 9 P: 17	R: 0 H: 1 E: 0 LOB: 1 K: 1 BB: 0 S: 6 P: 6	R: 0 H: 2 E: 0 LOB: 2 K: 1 BB: 0 S: 7 P: 7	R: 0 H: 1 E: 0 LOB: 2 K: 0 BB: 1 S: 4 P: 8	R: 3 H: 4 E: 0 LOB: 1 K: 0 BB: 0 S: 7 P: 7	R: 1 H: 2 E: 0 LOB: 1 K: 0 BB: 0 S: 5 P: 5	R: 0 H: 1 E: 0 LOB: 0 K: 0 BB: 0 S: 3 P: 3	R: 0 H: 1 E: 0 LOB: 1 K: 1 BB: 0 S: 6 P: 6		1B: 11 SF: 1 2B: 2 SAC: 0 3B: 2 DP: 1 HR: 1 HBP: 0						

livebaseballscorecards.com

AB	38
R	9
H	16
RBI	8
BB	3
SO	4
LOB	21

PITCHER		IP	WLS	BF	H	R	ER	SO	BB	IBB	HBP	BLK	WP	HR	S	P	ERA	WHIP
Frank Pastore, R ERA: 4.78	(1, 1)	4.0	L	23	8	5	5	3	3	0	0	0	0	1	26	38	11.25	2.750
Ben Hayes, R ERA: 9.82	(5, 1)	2.0		12	6	4	4	0	0	0	0	0	0	0	12	12	18.00	3.000
Bill Scherrer, L ERA:	(7, 1)	1.0		3	1	0	0	0	0	0	0	0	0	0	3	3	0.00	1.000
Tom Hume, R ERA: 8.38	(8, 1)	1.0		4	1	0	0	1	0	0	0	0	0	0	6	6	0.00	1.000

PITCHER	IP	WLS	BF	H	R	ER	SO	BB	IBB	HBP	BLK	WP	HR	S	P	ERA	WHIP

WP: 0 PA: 42
PB: 1
SB: 0
CS: 0

Batter	1	2	3	4	5	6	7	8	9	AB	R	H	RBI	BB	SO	LOB
Dave Concepcion, R (1, 6) OBP: 0.333, SLG: 0.263	F9		K 2-3		6-3		F8		FC6-4 1-2f	5	0	0	0	0	1	3
Eddie Milner, L (1, 8) OBP: 0.330, SLG: 0.253	P6		K			BB 1B S E	F5-4-3 1-2			3	1	0	0	1	1	2
Cesar Cedeno, R (1, 9) OBP: 0.453, SLG: 0.484	K			1-3		S 1B 1-3 1B		5-3		4	1	1	0	0	1	0
Johnny Bench, R (1, 5) OBP: 0.333, SLG: 0.436		HR		BB		WP 1B 1-H 3-H 1B		2B		3	1	3	2	1	0	0
Wayne Krenchicki, L (8, PR) OBP: 0.200, SLG: 0.222										0	0	0	0	0	0	0
Dan Driessen, L (1, 3) OBP: 0.429, SLG: 0.369		F4-6-3 BB		P5		WP 1-2 1B		P6		3	0	1	0	1	0	2
Ron Oester, S (1, 4) OBP: 0.398, SLG: 0.553		F4-6-3 1-2		F7		K 1-2 2-3		K2-3		4	0	0	0	0	2	5
Duane Walker, L (1, 7) OBP: 0.333, SLG: 0.560		F7			HR	F8			5-3	2	1	1	1	0	0	0
Paul Householder, S (6, PH) (6, 7)										2	0	0	0	0	0	2
Dann Bilardello, R (1, 2) OBP: 0.265, SLG: 0.455			K		P5	F8			F7	4	0	0	0	0	1	2
Rich Gale, R (1, 1) OBP: 0.286, SLG: 0.429			WP 2B		K		F5-4-3 1B		FC6-4 1B	3	0	2	0	0	1	0
Bill Scherrer, L (8, 1) OBP: 1.000, SLG: 1.000										1	0	1	0	0	0	0
Tom Hume, R (9, 1)										0	0	0	0	0	0	0
Inning Stats	R: 0 E: 0 K: 1 S: 5 H: 0 LOB: 0 BB: 0 P: 5	R: 1 E: 0 K: 0 S: 3 H: 1 LOB: 0 BB: 1 P: 7	R: 0 E: 0 K: 3 S: 10 H: 1 LOB: 1 BB: 0 P: 10	R: 0 E: 0 K: 0 S: 3 H: 0 LOB: 1 BB: 1 P: 7	R: 1 E: 0 K: 1 S: 6 H: 1 LOB: 0 BB: 0 P: 6	R: 2 E: 0 K: 1 S: 8 H: 3 LOB: 2 BB: 1 P: 12	R: 0 E: 0 K: 0 S: 3 H: 1 LOB: 0 BB: 0 P: 3	R: 0 E: 0 K: 1 S: 6 H: 1 LOB: 1 BB: 0 P: 6	R: 0 E: 0 K: 0 S: 4 H: 1 LOB: 1 BB: 0 P: 4	1B: 5 2B: 2 3B: 0 HR: 2 SF: 0 SAC: 0 DP: 2 HBP: 0	WP: 2 PB: 0 SB: 3 CS: 0 PA: 37					

PITCHER		IP	WLS	BF	H	R	ER	SO	BB	IBB	HBP	BLK	WP	HR	S	P	ERA	WHIP
Charlie Lea, R ERA: 2.7	(1, 1)	5.0	L	23	6	4	4	5	3	0	0	0	1	2	30	42	7.20	1.800
Dan Schatzeder, L ERA: 1.23	(6, 1)	4.0		14	3	0	0	2	0	0	0	0	1	0	18	18	0.00	0.750

PITCHER	IP	WLS	BF	H	R	ER	SO	BB	IBB	HBP	BLK	WP	HR	S	P	ERA	WHIP

TOP

Cincinnati Reds @ Montreal Expos

Olympic Stadium, Montreal, QB

Sat Apr 30 1983, 3:33 AM EDT

Att. 20,316 - Unknown

livebaseballscorecards.com

AB	34
R	4
H	9
RBI	3
BB	3
SO	7
LOB	16

Cincinnati Reds @ Montreal Expos

Olympic Stadium, Montreal, QB

Sat Apr 30 1983, 3:33 AM EDT

Att. 20,316 - Unknown

BOTTOM

Batter	1	2	3	4	5	6	7	8	9	AB	R	H	RBI	BB	SO	LOB
Tim Raines, S (1, 7) OBP: 0.321, SLG: 0.294	3-1		F9		F8		K		BB 1B	4	0	0	0	1	1	0
Bryan Little, S (1, 6) OBP: 0.371, SLG: 0.321 Chris Speier, R (9, PH) OBP: 0.429, SLG: 0.417 Terry Francona, L (9, PH) OBP: 0.227, SLG: 0.273	6-3		3-1		BB F7 1B		1-3		1-2 2-H 1B	3 0 1	1 0 0	0 0 1	0 0 0	1 0 0	0 0 0	0 0 0
Andre Dawson, R (1, 8) OBP: 0.356, SLG: 0.701	E 1B 1B		1B 2B		F7 1-2		5-3		F8	5	2	2	0	0	0	3
Al Oliver, L (1, 3) OBP: 0.333, SLG: 0.439	E6 1B 1-3		2-H 1B		IBB 1B			1-3		3	0	1	1	1	0	1
Tim Wallach, R (1, 5) OBP: 0.266, SLG: 0.333	1-2 3-H 1B		1-3		1-2 2-H 1B			6-3		4	0	2	2	0	0	1
Warren Cromartie, L (1, 9) OBP: 0.356, SLG: 0.375	6-3			L4	F8			2B		4	0	1	0	0	0	4
Tim Blackwell, S (1, 2) OBP: 0.364, SLG: 0.400 Jerry White, S (8, PH) Bobby Ramos, R (9, 2)		K		P6		F7		F8		3 1 0	0 0 0	0 0 0	0 0 0	1 0 0	0 1 0	0 1 0
Doug Flynn, R (1, 4) OBP: 0.274, SLG: 0.311		F5-3		F5		F8			SH2-4 1B 1B	4	0	1	0	0	0	0
Charlie Lea, R (1, 1) Dan Schatzeder, L (6, 1) Jim Wohlford, R (9, PH) OBP: 0.400, SLG: 0.700		K		K		1-3			SH2-4 1-2	2 1 0	0 0 0	0 0 0	0 0 0	0 0 0	2 0 0	1 0 0
Inning Stats	R: 1 E: 1 K: 0 S: 6 H: 2 LOB: 2 BB: 0 P: 6	R: 0 E: 0 K: 2 S: 7 H: 0 LOB: 0 BB: 0 P: 7	R: 1 E: 0 K: 0 S: 5 H: 2 LOB: 1 BB: 0 P: 5	R: 0 E: 1 K: 1 S: 6 H: 0 LOB: 1 BB: 0 P: 6	R: 1 E: 0 K: 0 S: 4 H: 1 LOB: 2 BB: 2 P: 12	R: 0 E: 0 K: 0 S: 3 H: 0 LOB: 0 BB: 0 P: 3	R: 0 E: 0 K: 1 S: 5 H: 0 LOB: 0 BB: 0 P: 5	R: 0 E: 0 K: 0 S: 4 H: 1 LOB: 1 BB: 0 P: 4	R: 0 E: 0 K: 0 S: 4 H: 2 LOB: 2 BB: 1 P: 8	1B: 6 2B: 2 3B: 0 HR: 0	SF: 0 SAC: 1 DP: 0 HBP: 0						

livebaseballscorecards.com

AB	35
R	3
H	8
RBI	3
BB	3
SO	4
LOB	11

WP: 0 PB: 0 SB: 0 CS: 0 PA: 39

PITCHER		IP	WLS	BF	H	R	ER	SO	BB	IBB	HBP	BLK	WP	HR	S	P	ERA	WHIP
Rich Gale, R ERA: 2.75	(1, 1)	7.2	W	33	6	3	2	4	1	1	0	0	0	0	39	47	2.35	0.913
Bill Scherrer, L ERA:	(8, 1)	0.2		4	1	0	0	0	1	0	0	0	0	0	3	7	0.00	3.000
Tom Hume, R ERA: 7.84	(9, 1)	0.2	S	2	1	0	0	0	0	0	0	0	0	0	2	2	0.00	1.500

PITCHER	IP	WLS	BF	H	R	ER	SO	BB	IBB	HBP	BLK	WP	HR	S	P	ERA	WHIP

Cincinnati Reds @ Montreal Expos

Olympic Stadium, Montreal, QB

Sun May 01 1983, 3:33 AM EDT

Unknown

TOP

livebaseballscorecards.com

Batter	1	2	3	4	5	6	7	8	9	AB	R	H	RBI	BB	SO	LOB
Dave Concepcion, R (1, 6) OBP: 0.337, SLG: 0.296	F8 2B		6-3		F4		K		1-H 1B 2B	5	1	2	1	0	1	0
Eddie Milner, L (1, 8) OBP: 0.344, SLG: 0.265	K		F8			HR S 1B	S BB		2-H 1B 1B	4	1	2	1	1	1	1
Cesar Cedeno, R (1, 9) OBP: 0.443, SLG: 0.462	F8 2-3			5-3		P5 1-2	S 1-3 BB		K	3	0	0	0	1	0	2
Bill Scherrer, L (7, 1) OBP: 1.000, SLG: 1.000										0	0	0	0	0	0	0
Alan Knicely, R (9, PH) OBP: 0.143, SLG: 0.143										1	0	0	0	0	1	1
Johnny Bench, R (1, 5) OBP: 0.360, SLG: 0.488	F2			1B 1B		2-H HR	1-2 BB		F4-6-3 1-2 1B	4	1	3	2	1	0	1
Rafael Landestoy, S (9, PR)										0	0	0	0	0	0	0
Dan Driessen, L (1, 3) OBP: 0.438, SLG: 0.400		G3 S 1B		1-2 1B		WP 2B	K		F4-6-3 1-2	5	0	3	0	0	1	5
Ron Oester, S (1, 4) OBP: 0.379, SLG: 0.525		F9 1-2		K		F8		K		4	0	0	0	0	2	4
Duane Walker, L (1, 7) OBP: 0.355, SLG: 0.536		G3 2-3		3-1		WP IBB		F5-4-3 1B		3	0	1	0	1	0	3
Dann Bilardello, R (1, 2) OBP: 0.237, SLG: 0.405		5-3			F8	K 1-2 2-3		F5-4-3 1-2		4	0	0	0	0	1	4
Bruce Berenyi, R (1, 1) OBP: 0.083, SLG: 0.083			F9		F8		F4-3		E6 WP 2B	2	0	0	0	0	0	0
Paul Householder, S (7, PH)										2	1	0	0	0	0	0
(7, 9)																
Inning Stats	R: 0 E: 0 K: 1 S: 6 H: 1 LOB: 1 BB: 0 P: 6	R: 0 E: 0 K: 0 S: 4 H: 1 LOB: 1 BB: 0 P: 4	R: 0 E: 0 K: 0 S: 3 H: 0 LOB: 0 BB: 0 P: 3	R: 0 E: 0 K: 1 S: 7 H: 2 LOB: 2 BB: 0 P: 7	R: 0 E: 0 K: 0 S: 3 H: 0 LOB: 0 BB: 0 P: 3	R: 2 E: 0 K: 1 S: 8 H: 3 LOB: 2 BB: 1 P: 12	R: 0 E: 0 K: 2 S: 7 H: 0 LOB: 3 BB: 3 P: 19	R: 0 E: 0 K: 1 S: 5 H: 1 LOB: 0 BB: 0 P: 5	R: 2 E: 1 K: 1 S: 8 H: 3 LOB: 2 BB: 0 P: 8	1B: 7 2B: 3 3B: 0 HR: 1 SF: 0 SAC: 0 DP: 2 HBP: 0							

	AB	37
	R	4
	H	11
	RBI	4
	BB	4
	SO	7
	LOB	21

WP: 2 PB: 0 SB: 5 CS: 0 PA: 41

PITCHER		IP	WLS	BF	H	R	ER	SO	BB	IBB	HBP	BLK	WP	HR	S	P	ERA	WHIP
Bill Gullickson, R ERA: 4.41	(1, 1)	6.2	W	30	7	2	2	4	2	1	0	0	1	1	35	47	2.70	1.350
Jeff Reardon, R ERA: 3.18	(7, 1)	0.2		3	0	0	0	2	1	0	0	0	0	0	6	10	0.00	1.500
Dan Schatzeder, L ERA: 2.25	(8, 1)	0.2		5	3	2	1	0	0	0	0	0	1	0	5	5	13.50	4.500
Bryn Smith, R ERA: 1.13	(9, 1)	1.0	S	3	1	0	0	1	0	0	0	0	0	0	5	5	0.00	1.000

PITCHER		IP	WLS	BF	H	R	ER	SO	BB	IBB	HBP	BLK	WP	HR	S	P	ERA	WHIP

Cincinnati Reds @ Montreal Expos

Olympic Stadium, Montreal, QB

Sun May 01 1983, 3:33 AM EDT

Unknown

BOTTOM

livebaseballscorecards.com

Batter	1	2	3	4	5	6	7	8	9	AB	R	H	RBI	BB	SO	LOB
Tim Raines, S (1, 7) OBP: 0.341, SLG: 0.310	1B		G4-3		BB		F9			3	1	2	0	1	0	0
Bryan Little, S (1, 6) OBP: 0.394, SLG: 0.339	1B 1-2		G4-3 3B 1-2		G6-4-3 1-2f			IHR BB		3	2	2	0	1	0	1
Andre Dawson, R (1, 8) OBP: 0.364, SLG: 0.732	F8		G4-3 1-2 2-3		L9			1-H IHR		4	1	2	2	0	0	2
Al Oliver, L (1, 3) OBP: 0.329, SLG: 0.429	1-2 2-3		G4-3 1-2f 2-3 3-H			4-3		G3		4	0	1	0	0	0	2
Terry Francona, L (9, 3) OBP: 0.227, SLG: 0.273										0	0	0	0	0	0	0
Tim Wallach, R (1, 5) OBP: 0.294, SLG: 0.438	K		3B 3-H			SF8 3B		2B		4	1	3	1	0	1	3
Warren Cromartie, L (1, 9) OBP: 0.347, SLG: 0.357	K		K			SF8 3-H		G5-4-3 BB		2	0	0	1	1	2	4
Jim Wohlford, R (9, 9) OBP: 0.400, SLG: 0.700										0	0	0	0	0	0	0
Tim Blackwell, S (1, 2) OBP: 0.267, SLG: 0.286		4-3		4-3		F7		G5-4-3 1-2f		4	0	0	0	0	0	2
Doug Flynn, R (1, 4) OBP: 0.262, SLG: 0.297		F9		F3			F6-3			3	0	0	0	0	0	0
Bill Gullickson, R (1, 1)		K		6-3			4-3			2	0	0	0	0	1	0
Jeff Reardon, R (7, 1)										1	0	0	0	0	0	0
Dan Schatzeder, L (8, 1)										0	0	0	0	0	0	0
Bryn Smith, R (9, 1)										0	0	0	0	0	0	0
Bobby Ramos, R (9, 2)										0	0	0	0	0	0	0
Inning Stats	R: 0 E: 0 K: 2 S: 10 H: 3 LOB: 3 BB: 0 P: 10	R: 0 E: 0 K: 1 S: 5 H: 0 LOB: 0 BB: 0 P: 5	R: 2 E: 0 K: 1 S: 8 H: 4 LOB: 1 BB: 0 P: 8	R: 0 E: 0 K: 0 S: 3 H: 0 LOB: 0 BB: 0 P: 3	R: 0 E: 0 K: 0 S: 2 H: 0 LOB: 0 BB: 1 P: 6	R: 1 E: 0 K: 0 S: 4 H: 1 LOB: 0 BB: 0 P: 4	R: 0 E: 0 K: 0 S: 3 H: 0 LOB: 0 BB: 0 P: 3	R: 2 E: 0 K: 0 S: 4 H: 2 LOB: 1 BB: 2 P: 12		1B: 6 2B: 1 3B: 2 HR: 1	SF: 1 SAC: 0 DP: 3 HBP: 0			WP: 0 PB: 0 SB: 0 CS: 0	PA: 34	

	AB	30
	R	5
	H	10
	RBI	4
	BB	3
	SO	4
	LOB	14

PITCHER		IP	WLS	BF	H	R	ER	SO	BB	IBB	HBP	BLK	WP	HR	S	P	ERA	WHIP
Bruce Berenyi, R ERA: 2.21	(1, 1)	6.0	L	25	8	3	3	4	1	0	0	0	0	0	32	36	4.50	1.500
Bill Scherrer, L ERA: 2.45	(7, 1)	2.0		9	2	2	2	0	2	0	0	0	0	0	7	15	9.00	2.000

PITCHER	IP	WLS	BF	H	R	ER	SO	BB	IBB	HBP	BLK	WP	HR	S	P	ERA	WHIP

Cincinnati Reds @ Montreal Expos

Olympic Stadium, Montreal, QB

Sun May 01 1983, 3:38 AM EDT

Att. 33,407 - Unknown

livebaseballscorecards.com

Batter	1	2	3	4	5	6	7	8	9	AB	R	H	RBI	BB	SO	LOB
Kelly Paris, R (1, 5)	F9		F7		FC5-2-5			K	FC5-4 1-2f	5	0	0	0	0	1	3
Eddie Milner, L (1, 8) OBP: 0.340, SLG: 0.256	F7		3-1		BB 1-2			1-3		3	0	0	0	1	0	0
Dave Concepcion, R (1, 6) OBP: 0.333, SLG: 0.286	HR BB			6-3	K			F9		3	1	0	0	1	1	3
Cesar Cedeno, R (1, 9) OBP: 0.434, SLG: 0.493	1-H HR			F2		K			F9	4	1	1	2	0	1	0
Paul Householder, S (1, 7) OBP: 0.100, SLG: 0.100	F3			F4-3		K			S 3B 1B	4	1	1	0	0	1	0
Dan Driessen, L (1, 3) OBP: 0.441, SLG: 0.438		K			HR	F9			1-2 3B IBB	3	2	1	1	1	1	0
Ron Oester, S (1, 4) OBP: 0.385, SLG: 0.560		1-3			SH3 FC5-2-5 2B		F7		1-H 2-H 1B 3B	4	1	2	2	0	0	0
Alex Trevino, R (1, 2) OBP: 0.280, SLG: 0.209		6-3			FC5-2-5 SH3 BB		F8		FC5-4 3-H 1B	3	0	1	1	1	0	0
Joe Price, R (1, 1) OBP: 0.154, SLG: 0.154			K		SH3 1-2 2-3		K		F4	2	0	0	0	0	2	0
Duane Walker, L (9, PH) OBP: 0.344, SLG: 0.517										1	0	0	0	0	0	1
Tom Hume, R (9, 1)										0	0	0	0	0	0	0
Inning Stats	R: 2 E: 0 K: 0 S: 4 H: 1 LOB: 0 BB: 1 P: 8	R: 0 E: 0 K: 1 S: 5 H: 0 LOB: 0 BB: 0 P: 5	R: 0 E: 0 K: 1 S: 5 H: 0 LOB: 0 BB: 0 P: 5	R: 0 E: 0 K: 0 S: 3 H: 0 LOB: 0 BB: 0 P: 3	R: 1 E: 0 K: 1 S: 7 H: 2 LOB: 3 BB: 2 P: 15	R: 0 E: 0 K: 2 S: 7 H: 0 LOB: 0 BB: 0 P: 7	R: 0 E: 0 K: 1 S: 5 H: 0 LOB: 0 BB: 0 P: 5	R: 0 E: 0 K: 1 S: 5 H: 0 LOB: 0 BB: 0 P: 5	R: 3 E: 0 K: 0 S: 6 H: 3 LOB: 1 BB: 1 P: 10	1B: 2 2B: 1 3B: 1 HR: 2	SF: 0 SAC: 1 DP: 0 HBP: 0						

TOP

AB	32
R	6
H	6
RBI	6
BB	4
SO	7
LOB	7

WP: 0 PB: 0 SB: 2 CS: 0 PA: 37

PITCHER		IP	WLS	BF	H	R	ER	SO	BB	IBB	HBP	BLK	WP	HR	S	P	ERA	WHIP
Randy Lerch, L ERA: 2.19	(1, 1)	4.2		20	3	3	3	2	3	0	0	0	0	2	21	33	5.79	1.286
Ray Burris, R ERA: 4.82	(5, 1)	4.1	L	17	3	3	3	5	0	1	0	0	0	0	26	30	6.23	0.692

PITCHER		IP	WLS	BF	H	R	ER	SO	BB	IBB	HBP	BLK	WP	HR	S	P	ERA	WHIP

Batter	1	2	3	4	5	6	7	8	9	AB	R	H	RBI	BB	SO	LOB
Tim Raines, S (1, 7) OBP: 0.333, SLG: 0.316	4-3 SF8 2B		F8 ①	F8 ②			F8 ①		S S S K ②	5	1	1	0	0	1	3
Jim Wohlford, R (1, 9) OBP: 0.357, SLG: 0.571 Warren Cromartie, L (9, PH) OBP: 0.340, SLG: 0.349	4-3 ① 2-3		FC5-4 ② 1-2f 1B 2B	F9 ③			FC6-4 1B		F8 ③	4 1	1 0	1 0	0 0	0 0	0 0	4 0
Andre Dawson, R (1, 8) OBP: 0.370, SLG: 0.726	SF8 ② 3-H		1-2 2B 1B	B B B BB 4-0			FC6-4 ② 1-2f			2	1	1	1	1	0	1
Al Oliver, L (1, 3) OBP: 0.325, SLG: 0.432	F7 ③		1-H 2-H 2B	F8 ①			F9 ③			4	0	1	2	0	0	2
Tim Wallach, R (1, 5) OBP: 0.306, SLG: 0.433 Bryan Little, S (8, PR) OBP: 0.394, SLG: 0.339 (9, 6)		5-3 ①	B B B BB 4-0	S S S K 0-3 ②				CS 1B 0-0		3 0	0 0	1 0	0 0	1 0	1 0	1 0
Chris Speier, R (1, 6) OBP: 0.389, SLG: 0.333 (9, 5)	1-3 ②	5-3 ③		F2 ③				B B B BB 4-0 ① 1-2		3	0	0	0	1	0	3
Bobby Ramos, R (1, 2) OBP: 0.500, SLG: 1.000	2B	2B		S S S K 0-3 ①			S S S K 0-3 ②			4	0	2	0	0	2	1
Doug Flynn, R (1, 4) OBP: 0.246, SLG: 0.279	F3 ③	F6-3 ①		F4 ②				F6 ③		4	0	0	0	0	0	3
Randy Lerch, L (1, 1) OBP: 0.667, SLG: 0.500 Ray Burris, R (5, 1) Terry Francona, L (9, PH) OBP: 0.217, SLG: 0.261			FC5-4 1B 0-0	B B B BB 4-0			S S S K 0-3 ③		1-3 ①	1 1 1	0 0 0	1 0 0	0 0 0	1 1 0	0 0 0	0 0 0
Inning Stats	R: 1 H: 1 E: 0 LOB: 0 K: 0 BB: 0 S: 4 P: 4	R: 0 H: 1 E: 0 LOB: 1 K: 0 BB: 0 S: 4 P: 4	R: 2 H: 3 E: 0 LOB: 2 K: 0 BB: 1 S: 6 P: 10	R: 0 H: 1 E: 0 LOB: 2 K: 0 BB: 1 S: 4 P: 8	R: 0 H: 0 E: 0 LOB: 1 K: 1 BB: 1 S: 5 P: 9		R: 0 H: 0 E: 0 LOB: 0 K: 2 BB: 0 S: 7 P: 7	R: 0 H: 1 E: 0 LOB: 1 K: 0 BB: 0 S: 4 P: 4	R: 0 H: 1 E: 0 LOB: 1 K: 1 BB: 1 S: 5 P: 9	R: 0 H: 0 E: 0 LOB: 0 K: 1 BB: 0 S: 5 P: 5	1B: 4 SF: 1 2B: 4 SAC: 0 3B: 0 DP: 0 HR: 0 HBP: 0						

PITCHER		IP	WLS	BF	H	R	ER	SO	BB	IBB	HBP	BLK	WP	HR	S	P	ERA	WHIP
Joe Price, L ERA: 2.4	(1, 1)	8.0	W	35	8	3	3	4	4	0	0	0	0	0	39	55	3.38	1.500
Tom Hume, R ERA: 7.15	(9, 1)	1.0	S	3	0	0	0	1	0	0	0	0	0	0	5	5	0.00	0.000

PITCHER	IP	WLS	BF	H	R	ER	SO	BB	IBB	HBP	BLK	WP	HR	S	P	ERA	WHIP

BOTTOM

Cincinnati Reds @ Montreal Expos

Olympic Stadium, Montreal, QB

Sun May 01 1983, 3:38 AM EDT

Att. 33,407 - Unknown

livebaseballscorecards.com

AB	33
R	3
H	8
RBI	3
BB	4
SO	5
LOB	18

Batter	1	2	3	4	5	6	7	8	9	AB	R	H	RBI	BB	SO	LOB
Brett Butler, L (1, 8) OBP: 0.321, SLG: 0.312	F6			F7	1-3			1-3		4	0	0	0	0	0	0
Rafael Ramirez, R (1, 6) OBP: 0.293, SLG: 0.319	K			1B HR 1B		K		F9		4	1	1	0	0	2	0
Claudell Washington, L (1, 9) OBP: 0.329, SLG: 0.434	3-1			1-3 HR 1B		K			F7	4	1	1	0	0	1	0
Dale Murphy, R (1, 7) OBP: 0.461, SLG: 0.639		CS BB		K		K			WP BB 2B BB	2	1	0	0	2	2	2
Bob Horner, R (1, 5) OBP: 0.330, SLG: 0.487		F5 1-2		1-H 3-H HR			K		1-2 2B BB	3	1	1	3	1	1	1
Jerry Royster, R (9, PR) (9, 5) OBP: 0.143, SLG: 0.143										0	0	0	0	0	0	0
Chris Chambliss, L (1, 3) OBP: 0.360, SLG: 0.565		F7		HR			F5		1-H 2-H 2B	4	1	2	2	0	0	0
Glenn Hubbard, R (1, 4) OBP: 0.402, SLG: 0.465			5-3	F9			1B		K	4	0	1	0	0	1	2
Bruce Benedict, R (1, 2) OBP: 0.416, SLG: 0.460			F9		6-3		F4-3			3	0	0	0	0	0	1
Rick Behenna, R (1, 1) OBP: 0.400, SLG: 0.400			K		K			K		3	0	0	0	0	3	0
Terry Forster, L (9, 1) OBP: 1.000, SLG: 1.500										0	0	0	0	0	0	0
Inning Stats	R: 0 E: 0 K: 1 S: 5 H: 0 LOB: 0 BB: 0 P: 5	R: 0 E: 0 K: 0 S: 2 H: 0 LOB: 0 BB: 1 P: 6	R: 0 E: 0 K: 1 S: 5 H: 0 LOB: 0 BB: 0 P: 5	R: 4 E: 0 K: 1 S: 9 H: 4 LOB: 0 BB: 0 P: 9	R: 0 E: 0 K: 1 S: 5 H: 0 LOB: 0 BB: 0 P: 5	R: 0 E: 0 K: 3 S: 9 H: 0 LOB: 0 BB: 0 P: 9	R: 0 E: 0 K: 1 S: 6 H: 1 LOB: 1 BB: 0 P: 6	R: 0 E: 0 K: 1 S: 5 H: 0 LOB: 0 BB: 0 P: 5	R: 1 E: 0 K: 1 S: 5 H: 1 LOB: 2 BB: 2 P: 13	1B: 3 2B: 1 3B: 0 HR: 2 SF: 0 SAC: 0 DP: 0 HBP: 0	WP: 1 PB: 0 SB: 0 CS: 1 PA: 34					

Atlanta Braves @ Montreal Expos

Olympic Stadium, Montreal, QB

Tue May 03 1983, 7:05 PM EDT

Att. 10,625 - Unknown

TOP

livebaseballscorecards.com

AB	31
R	5
H	6
RBI	5
BB	3
SO	10
LOB	6

PITCHER		IP	WLS	BF	H	R	ER	SO	BB	IBB	HBP	BLK	WP	HR	S	P	ERA	WHIP
Scott Sanderson, R ERA: 4.26	(1, 1)	1.0		3	0	0	0	1	0	0	0	0	0	0	5	5	0.00	0.000
Rick Grapenthin, R ERA: 9.0	(2, 1)	4.0	L	16	4	4	4	3	1	0	0	0	0	2	21	25	9.00	1.250
Ray Burris, R ERA: 3.65	(6, 1)	3.0		10	1	0	0	5	0	0	0	0	0	0	20	20	0.00	0.333
Bryn Smith, R ERA: 2.0	(9, 1)	1.0		5	1	1	1	1	2	0	0	0	1	0	5	13	9.00	3.000

PITCHER	IP	WLS	BF	H	R	ER	SO	BB	IBB	HBP	BLK	WP	HR	S	P	ERA	WHIP

Atlanta Braves @ Montreal Expos

Olympic Stadium, Montreal, QB

Tue May 03 1983, 7:05 PM EDT

Att. 10,625 - Unknown

BOTTOM

Batter	1	2	3	4	5	6	7	8	9	AB	R	H	RBI	BB	SO	LOB
Tim Raines, S (1, 7) OBP: 0.330, SLG: 0.338	1-3		K			F8		3B		4	0	1	0	0	1	0
Bryan Little, S (1, 6) OBP: 0.386, SLG: 0.322	BB		G3			G3		4-3		3	1	0	0	1	0	1
Andre Dawson, R (1, 8) OBP: 0.388, SLG: 0.753	2B			F6		1B			2B	4	0	3	1	0	0	0
Al Oliver, L (1, 3) OBP: 0.321, SLG: 0.423	F8			F7		1-3 1B			K	4	0	1	0	0	1	2
Gary Carter, R (1, 2) OBP: 0.262, SLG: 0.434	5-3			6-3			F8		5-3	4	0	0	0	0	0	2
Tim Wallach, R (1, 5) OBP: 0.303, SLG: 0.437		6-3			G3 F6-3 2B		F7		F9	4	1	1	0	0	0	1
Warren Cromartie, L (1, 9) OBP: 0.321, SLG: 0.326		F7			G3 2-3		F8			3	0	0	0	0	0	1
Doug Flynn, R (1, 4) OBP: 0.236, SLG: 0.268		F5-3			F6-3 3-H			F8		3	0	0	1	0	0	0
Scott Sanderson, R (1, 1) OBP: 0.222, SLG: 0.333			1-3		F7			4-3		0	0	0	0	0	0	0
Rick Grapenthin, R (2, 1)										1	0	0	0	0	0	0
Brad Mills, L (5, PH) OBP: 0.250, SLG: 0.250										1	0	0	0	0	0	0
Ray Burris, R (6, 1)										0	0	0	0	0	0	0
Terry Francona, L (8, PH) OBP: 0.208, SLG: 0.250										1	0	0	0	0	0	0
Bryn Smith, R (9, 1)										0	0	0	0	0	0	0
Inning Stats	R: 1 E: 0 K: 0 S: 4 H: 1 LOB: 1 BB: 1 P: 8	R: 0 E: 0 K: 0 S: 3 H: 0 LOB: 0 BB: 0 P: 3	R: 0 E: 0 K: 1 S: 5 H: 0 LOB: 0 BB: 0 P: 5	R: 0 E: 0 K: 0 S: 3 H: 0 LOB: 0 BB: 0 P: 3	R: 1 E: 0 K: 0 S: 4 H: 1 LOB: 0 BB: 0 P: 4	R: 0 E: 0 K: 0 S: 4 H: 2 LOB: 2 BB: 0 P: 4	R: 0 E: 0 K: 0 S: 3 H: 0 LOB: 0 BB: 0 P: 3	R: 0 E: 0 K: 0 S: 4 H: 1 LOB: 1 BB: 0 P: 4	R: 0 E: 0 K: 1 S: 6 H: 1 LOB: 1 BB: 0 P: 6	1B: 2 2B: 3 3B: 1 HR: 0	SF: 0 SAC: 0 DP: 0 HBP: 0						

livebaseballscorecards.com

AB	32
R	2
H	6
RBI	2
BB	1
SO	2
LOB	7

WP: 0 PB: 0 SB: 1 CS: 0 PA: 33

PITCHER		IP	WLS	BF	H	R	ER	SO	BB	IBB	HBP	BLK	WP	HR	S	P	ERA	WHIP
Rick Behenna, R ERA: 1.15	(1, 1)	8.0	W	30	6	2	2	1	1	0	0	0	0	0	31	35	2.25	0.875
Terry Forster, L ERA:	(9, 1)	1.0	S	3	0	0	0	1	0	0	0	0	0	0	5	5	0.00	0.000

PITCHER	IP	WLS	BF	H	R	ER	SO	BB	IBB	HBP	BLK	WP	HR	S	P	ERA	WHIP

Batter	1	2	3	4	5	6	7	8	9	AB	R	H	RBI	BB	SO	LOB
Brett Butler, L (1, 8) OBP: 0.310, SLG: 0.300	x 0-0 ① F7		x 0-0 E7 1B		x 0-0 ② FC4-6 CS 1-2f 3-H		x 0-0 ③ FC4-6 1-2f			3	0	0	1	0	0	1
Rick Mahler, R (5, 1)										0	0	0	0	0	0	0
Biff Pocoroba, S (7, PH)										1	0	0	0	0	0	3
Pete Falcone, L (7, 1)										0	0	0	0	0	0	0
Rafael Ramirez, R (1, 6) OBP: 0.292, SLG: 0.316	x 0-0 ② F8		x 0-0 2-3 1B		0-0 ③ CS 1-2	x 0-0 ① F7		x 0-0 ① 6-3		4	0	1	0	0	0	0
Claudell Washington, L (1, 9) OBP: 0.314, SLG: 0.413	x 0-0 ③ 2-3		S S S 0-3 ③ K			x 0-0 ② F4-3		x 0-0 ② 6-3		4	0	0	0	0	1	2
Dale Murphy, R (1, 7) OBP: 0.462, SLG: 0.653 (5, 8)		B B B 4-0 E S BB		x 0-0 ① 6-3		S S S 0-3 ③ K		x 0-0 3B		3	0	1	0	1	1	0
Bob Horner, R (1, 5) OBP: 0.315, SLG: 0.463		x 0-0 ① F7 1-3		S S S 0-3 ② K			x 0-0 ① F3	S S S 0-3 ③ K		4	0	0	0	0	2	2
Chris Chambliss, L (1, 3) OBP: 0.342, SLG: 0.534		S S S 0-3 ② K		x 0-0 ③ F8			x 0-0 ② 6-3		x 0-0 ① F8	4	0	0	0	0	1	1
Glenn Hubbard, R (1, 4) OBP: 0.419, SLG: 0.500		S S S 0-3 ③ K			x 0-0 1B FC4-6 2B		x 0-0 BB 2B		B B B B 4-0 BB	3	1	2	0	1	1	1
Bruce Benedict, R (1, 2) OBP: 0.420, SLG: 0.455			S S S 0-3 ① K		x 0-0 FC4-6 2-3 1B		B B B B 4-0 BB		x 0-0 ② F7	3	0	1	0	1	1	1
Rick Camp, R (1, 1) OBP: 0.125, SLG: 0.143			x 0-0 ② 1-3		S S S 0-3 ① K		B B B B 4-0 FC4-6 1-2 2-3 BB		S S S 0-3 ③ K	1	0	0	0	0	0	0
Terry Harper, R (5, PH) OBP: 0.550, SLG: 0.667 (5, 7)										2	0	0	0	1	2	3
Inning Stats	R: 0 E: 0 K: 0 S: 3 H: 0 LOB: 0 BB: 0 P: 3	R: 0 E: 0 K: 2 S: 7 H: 0 LOB: 1 BB: 1 P: 11	R: 0 E: 1 K: 2 S: 9 H: 1 LOB: 2 BB: 0 P: 9	R: 0 E: 0 K: 1 S: 5 H: 0 LOB: 0 BB: 0 P: 5	R: 1 E: 0 K: 1 S: 6 H: 2 LOB: 0 BB: 0 P: 6	R: 0 E: 0 K: 1 S: 5 H: 0 LOB: 0 BB: 0 P: 5	R: 0 E: 0 K: 0 S: 4 H: 1 LOB: 3 BB: 2 P: 12	R: 0 E: 0 K: 1 S: 6 H: 1 LOB: 1 BB: 0 P: 6	R: 0 E: 0 K: 1 S: 5 H: 0 LOB: 1 BB: 1 P: 9	1B: 2 2B: 2 3B: 1 HR: 0	SF: 0 SAC: 0 DP: 0 HBP: 0						

PITCHER	IP	WLS	BF	H	R	ER	SO	BB	IBB	HBP	BLK	WP	HR	S	P	ERA	WHIP
Steve Rogers, R (1, 1) ERA: 2.59	9.0	W	36	5	1	1	9	4	0	0	0	0	0	50	66	1.00	1.000

PITCHER	IP	WLS	BF	H	R	ER	SO	BB	IBB	HBP	BLK	WP	HR	S	P	ERA	WHIP

Atlanta Braves @ Montreal Expos

Olympic Stadium, Montreal, QB

Wed May 04 1983, 7:05 PM EDT

Att. 10,193 - Unknown

TOP

livebaseballscorecards.com

AB	32
R	1
H	5
RBI	1
BB	4
SO	9
LOB	14

WP: 0 PA: 37
PB: 0
SB: 1
CS: 1

Atlanta Braves @ Montreal Expos

Olympic Stadium, Montreal, QB

Wed May 04 1983, 7:05 PM EDT

Att. 10,193 - Unknown

BOTTOM

livebaseballscorecards.com

Batter	1	2	3	4	5	6	7	8	9	AB	R	H	RBI	BB	SO	LOB
Tim Raines, S (1, 7) OBP: 0.323, SLG: 0.321	6-3	G4-6-3 1-2f		4-3		3B IBB		F6		4	1	0	0	1	0	4
Bryan Little, S (1, 6) OBP: 0.373, SLG: 0.344	3-1		1-3		4-3	1-H 2-H 3B		F8		5	0	1	2	0	0	0
Andre Dawson, R (1, 8) OBP: 0.393, SLG: 0.741	S 1B 1B		K		BB 1B	F7				4	1	2	0	0	1	1
Al Oliver, L (1, 3) OBP: 0.318, SLG: 0.415	E 1-H 1B		4-3		F8		4-3			4	0	1	1	0	0	1
Gary Carter, R (1, 2) OBP: 0.277, SLG: 0.446	E5 1-3			K	1-2 BB		FC3-6 2B			3	0	1	0	1	1	1
Tim Wallach, R (1, 5) OBP: 0.313, SLG: 0.473	K			HR	K		FC3-6 IBB			3	1	1	1	1	2	4
Warren Cromartie, L (1, 9) OBP: 0.357, SLG: 0.388 Jim Wohlford, R (7, PH) (8, 9) OBP: 0.333, SLG: 0.533		FC5-4 1B		SH1-3 2B		SH3-4 3B 1B	FC3-6 1-2f 2-3			3 1	1 0	3 0	0 0	0 0	0 0	0 2
Doug Flynn, R (1, 4) OBP: 0.237, SLG: 0.267	FC5-4 HBP 1-2f			SH1-3 1B	F3		F2			4	0	1	0	0	0	4
Steve Rogers, R (1, 1) OBP: 0.133, SLG: 0.071	G4-6-3 1-2 HBP			SH1-3 1-2 2-3	SH3-4 1-2			F8		1	0	0	0	0	0	0
Inning Stats	R: 1 E: 1 K: 1 S: 8 H: 2 LOB: 2 BB: 0 P: 8	R: 0 E: 0 K: 0 S: 3 H: 1 LOB: 1 BB: 0 P: 4	R: 0 E: 0 K: 1 S: 5 H: 0 LOB: 0 BB: 0 P: 5	R: 1 E: 0 K: 1 S: 8 H: 3 LOB: 2 BB: 0 P: 8	R: 0 E: 0 K: 1 S: 6 H: 1 LOB: 2 BB: 1 P: 10	R: 2 E: 0 K: 0 S: 5 H: 2 LOB: 1 BB: 1 P: 9	R: 0 E: 0 K: 0 S: 4 H: 1 LOB: 2 BB: 1 P: 8	R: 0 E: 0 K: 0 S: 3 H: 0 LOB: 0 BB: 0 P: 3		1B: 6 2B: 2 3B: 1 HR: 1 SF: 0 SAC: 2 DP: 1 HBP: 1				WP: 0 PB: 0 SB: 1 CS: 0 PA: 38		

	AB	32
	R	4
	H	10
	RBI	4
	BB	3
	SO	4
	LOB	17

PITCHER		IP	WLS	BF	H	R	ER	SO	BB	IBB	HBP	BLK	WP	HR	S	P	ERA	WHIP
Rick Camp, R ERA: 2.83	(1, 1)	4.0	L	19	6	2	2	3	0	0	1	0	0	1	24	25	4.50	1.500
Rick Mahler, R ERA: 6.48	(5, 1)	2.0		11	3	2	2	1	1	1	0	0	0	0	11	19	9.00	2.000
Pete Falcone, L ERA: 2.38	(7, 1)	2.0		8	1	0	0	0	0	1	0	0	0	0	7	11	0.00	0.500

PITCHER	IP	WLS	BF	H	R	ER	SO	BB	IBB	HBP	BLK	WP	HR	S	P	ERA	WHIP

Philadelphia Phillies @ Montreal Expos

Olympic Stadium, Montreal, QB

Fri May 06 1983, 7:05 PM EDT

Att. 25,178 - Unknown

TOP

livebaseballscorecards.com

Batter	1	2	3	4	5	6	7	8	9	AB	R	H	RBI	BB	SO	LOB
Pete Rose, S (1, 9) OBP: 0.327, SLG: 0.356	S S S 0-3 ① K		x 0-0 ② F7 1-2			x 0-0 ① F9		x 0-0 ② L7		4	0	0	0	0	1	1
Gary Matthews, R (1, 7) OBP: 0.333, SLG: 0.373 Larry Milbourne, S (8, 4) OBP: 0.300, SLG: 0.333	x 0-0 ② F2		x 0-0 ③ 6-3			x 0-0 ② 5-3		x 0-0 ③ L9		4 0	0 0	0 0	0 0	0 0	0 0	1 0
Joe Morgan, L (1, 4) OBP: 0.408, SLG: 0.338 Greg Gross, L (8, 7) OBP: 0.436, SLG: 0.500	S S S 0-3 ③ K			x 0-0 ① F9		x 0-0 ③ F4-3			x 0-0 1B HR 1B	3 1	0 1	0 1	0 0	0 0	1 0	0 0
Mike Schmidt, R (1, 5) OBP: 0.510, SLG: 0.726		B B B B 4-0 E S 1B BB		x 0-0 ② 6-3			B B B B 4-0 F9 FC SF8 BB		x 0-0 1-2 HR 1B	2	3	1	0	2	0	0
Tony Perez, R (1, 3) OBP: 0.374, SLG: 0.476		S S S 0-3 ① K		x 0-0 ③ F4-3			x 0-0 FC S 1-2		x 0-0 1-H 2-H HR	4	1	1	3	0	1	2
Bo Diaz, R (1, 2) OBP: 0.337, SLG: 0.405		x 0-0 ② 6-3 1-3			x 0-0 ① F9		x 0-0 ① F9 2-3		S S S 0-3 ① K	4	0	0	0	0	1	3
Garry Maddox, R (1, 8) OBP: 0.383, SLG: 0.473		x 0-0 CS 3-H 1B			x 0-0 ② 5-3		x 0-0 ② SF8 3-H		x 0-0 ② 5-3	3	0	1	2	0	0	0
Ivan De Jesus, R (1, 6) OBP: 0.308, SLG: 0.250		0-0 ③ F 1-2	B B B B 4-0 S BB		x 0-0 1B		S S S 0-3 ③ K 1-2		x 0-0 ③ F4-3	4	0	1	0	1	1	2
John Denny, R (1, 1) OBP: 0.118, SLG: 0.063 Al Holland, R (8, 1) Ron Reed, R (8, 1)			S S S 0-3 ① K		x 0-0 ③ F8			x 0-0 ① 5-3		3 0 0	0 0 0	0 0 0	0 0 0	0 0 0	1 0 0	2 0 0
Inning Stats	R: 0 E: 0 K: 2 S: 7 H: 0 LOB: 0 BB: 0 P: 7	R: 1 E: 0 K: 1 S: 5 H: 1 LOB: 0 BB: 1 P: 9	R: 0 E: 0 K: 1 S: 5 H: 0 LOB: 1 BB: 1 P: 9	R: 0 E: 0 K: 0 S: 3 H: 0 LOB: 0 BB: 0 P: 3	R: 0 E: 0 K: 0 S: 4 H: 1 LOB: 1 BB: 0 P: 4	R: 0 E: 0 K: 0 S: 3 H: 0 LOB: 0 BB: 0 P: 3	R: 1 E: 0 K: 1 S: 6 H: 0 LOB: 1 BB: 1 P: 10	R: 0 E: 0 K: 0 S: 3 H: 0 LOB: 0 BB: 0 P: 3	R: 3 E: 0 K: 1 S: 8 H: 3 LOB: 0 BB: 0 P: 8	1B: 4 2B: 0 3B: 0 HR: 1	SF: 1 SAC: 0 DP: 0 HBP: 0						

	AB	32
	R	5
	H	5
	RBI	5
	BB	3
	SO	6
	LOB	11

WP: 0 PB: 0 SB: 3 CS: 1 PA: 36

PITCHER		IP	WLS	BF	H	R	ER	SO	BB	IBB	HBP	BLK	WP	HR	S	P	ERA	WHIP
Charlie Lea, R ERA: 2.37	(1, 1)	7.0		27	2	2	1	5	3	0	0	0	0	0	33	45	1.29	0.714
Bryn Smith, R ERA: 4.09	(8, 1)	2.0	L	9	3	3	3	1	0	0	0	0	0	1	11	11	13.50	1.500

PITCHER		IP	WLS	BF	H	R	ER	SO	BB	IBB	HBP	BLK	WP	HR	S	P	ERA	WHIP

Batter	1	2	3	4	5	6	7	8	9	AB	R	H	RBI	BB	SO	LOB
Tim Raines, S (1, 7) OBP: 0.327, SLG: 0.326	G3		K		1B		F8		1B	5	0	2	0	0	1	1
Bryan Little, S (1, 6) OBP: 0.350, SLG: 0.319	2-3			4-3	K			4-3	K	5	0	0	0	0	2	4
Andre Dawson, R (1, 8) OBP: 0.394, SLG: 0.721	5-3			5-3		4-3 S 1B		S 2B 1B	K	5	1	2	0	0	1	2
Al Oliver, L (1, 3) OBP: 0.337, SLG: 0.465		G5-4-3 FC 1B		E 3B		4-3 1-3		FC6-4 1-H 2B		4	1	3	1	0	0	1
Gary Carter, R (1, 2) OBP: 0.290, SLG: 0.441		FC G5-4-3 1-2		E9 3-H 1B		6-3		FC6-4 IBB		3	0	1	1	1	0	2
Tim Wallach, R (1, 5) OBP: 0.298, SLG: 0.449		G5-4-3 1-2f 2-3		5-3		5-3		FC6-4 1-2f 2-3		4	0	0	0	0	0	6
Warren Cromartie, L (1, 9) OBP: 0.350, SLG: 0.396		4-3			L9		3-1 2B	4-3		4	0	1	0	0	0	3
Doug Flynn, R (1, 4) OBP: 0.250, SLG: 0.269			F6-3		1B 1B		K		BB 1B	3	0	1	0	1	1	1
Charlie Lea, R (1, 1)			4-3		K		3-1 2-3		K	2	0	0	0	0	1	1
Jerry White, S (7, PH)										1	0	0	0	0	0	1
Bryn Smith, R (8, 1)										0	0	0	0	0	0	0
Terry Francona, L (9, PH) OBP: 0.200, SLG: 0.240										1	0	0	0	0	1	1
Inning Stats	R: 0 E: 0 K: 0 S: 3 H: 0 LOB: 0 BB: 0 P: 3	R: 0 E: 0 K: 0 S: 4 H: 1 LOB: 1 BB: 0 P: 4	R: 0 E: 0 K: 1 S: 5 H: 0 LOB: 0 BB: 0 P: 5	R: 1 E: 1 K: 0 S: 5 H: 2 LOB: 1 BB: 0 P: 5	R: 0 E: 0 K: 2 S: 9 H: 2 LOB: 2 BB: 0 P: 9	R: 0 E: 0 K: 0 S: 4 H: 1 LOB: 1 BB: 0 P: 4	R: 0 E: 0 K: 1 S: 6 H: 1 LOB: 1 BB: 0 P: 6	R: 1 E: 0 K: 0 S: 5 H: 2 LOB: 2 BB: 1 P: 9	R: 0 E: 0 K: 3 S: 10 H: 1 LOB: 2 BB: 1 P: 14	1B: 7 2B: 2 3B: 1 HR: 0	SF: 0 SAC: 0 DP: 1 HBP: 0			WP: 0 PB: 0 SB: 2 CS: 0		PA: 39	

PITCHER		IP	WLS	BF	H	R	ER	SO	BB	IBB	HBP	BLK	WP	HR	S	P	ERA	WHIP
John Denny, R ERA: 2.28	(1, 1)	7.1		30	8	2	2	4	0	0	0	0	0	0	38	38	2.46	1.091
Al Holland, L ERA:	(8, 1)	0.0		2	1	0	0	0	0	1	0	0	0	0	1	5	∞	∞
Ron Reed, R ERA: 2.6	(8, 1)	1.2	W	7	1	0	0	3	1	0	0	0	0	0	12	16	0.00	1.200

PITCHER	IP	WLS	BF	H	R	ER	SO	BB	IBB	HBP	BLK	WP	HR	S	P	ERA	WHIP

BOTTOM

Philadelphia Phillies @ Montreal Expos

Olympic Stadium, Montreal, QB

Fri May 06 1983, 7:05 PM EDT

Att. 25,178 - Unknown

livebaseballscorecards.com

AB	37
R	2
H	10
RBI	2
BB	2
SO	7
LOB	23

Philadelphia Phillies @ Montreal Expos

Olympic Stadium, Montreal, QB

Sat May 07 1983, 3:33 AM EDT

Att. 25,191 - Unknown

TOP

livebaseballscorecards.com

Batter	1	2	3	4	5	6	7	8	9	AB	R	H	RBI	BB	SO	LOB
Pete Rose, S (1, 9) OBP: 0.314, SLG: 0.340	4-3	F7			1-3			L7		4	0	0	0	0	0	0
Gary Matthews, R (1, 7) OBP: 0.340, SLG: 0.372	BB 1B 1B 1B		5-3		BB			2-3		3	1	1	0	1	0	0
Mike Schmidt, R (1, 5) OBP: 0.510, SLG: 0.714	BB 1B 1B 1-2		FC6-4 1B		K			F7		4	1	2	0	0	1	1
Tony Perez, R (1, 3) OBP: 0.368, SLG: 0.460	1B BB 1-2 2-3		F3			K			1-3	3	0	0	0	1	1	1
Bo Diaz, R (1, 2) OBP: 0.333, SLG: 0.397	1B 1-2 2-H 3-H		FC6-4 1-2f			5-3			F8	4	0	1	2	0	0	1
Garry Maddox, R (1, 8) OBP: 0.359, SLG: 0.441 Sid Monge, S (9, 1)	K			6-3		3-1			6-3	4 0	0 0	0 0	0 0	0 0	1 0	2 0
Larry Milbourne, S (1, 4) OBP: 0.261, SLG: 0.286	F3			4-3			G2			3	0	0	0	0	0	2
Ivan De Jesus, R (1, 6) OBP: 0.296, SLG: 0.239		K		6-3			L4			3	0	0	0	0	1	0
Larry Christenson, R (1, 1) Porfi Altamirano, R (8, 1) Greg Gross, L (9, 8) OBP: 0.436, SLG: 0.500		6-3			K		K			3 0 0	0 0 0	0 0 0	0 0 0	0 0 0	2 0 0	0 0 0
Inning Stats	R: 2 E: 0 K: 1 S: 8 H: 3 LOB: 2 BB: 1 P: 12	R: 0 E: 0 K: 1 S: 5 H: 0 LOB: 0 BB: 0 P: 5	R: 0 E: 0 K: 0 S: 4 H: 1 LOB: 1 BB: 0 P: 4	R: 0 E: 0 K: 0 S: 3 H: 0 LOB: 0 BB: 0 P: 3	R: 0 E: 0 K: 2 S: 7 H: 0 LOB: 1 BB: 1 P: 11	R: 0 E: 0 K: 1 S: 5 H: 0 LOB: 0 BB: 0 P: 5	R: 0 E: 0 K: 1 S: 5 H: 0 LOB: 0 BB: 0 P: 5	R: 0 E: 0 K: 0 S: 3 H: 0 LOB: 0 BB: 0 P: 3	R: 0 E: 0 K: 0 S: 3 H: 0 LOB: 0 BB: 0 P: 3	1B: 4 2B: 0 3B: 0 HR: 0	SF: 0 SAC: 0 DP: 0 HBP: 0						

	AB	31
	R	2
	H	4
	RBI	2
	BB	2
	SO	6
	LOB	7

WP: 0 PB: 0 SB: 0 CS: 0 PA: 33

PITCHER	IP	WLS	BF	H	R	ER	SO	BB	IBB	HBP	BLK	WP	HR	S	P	ERA	WHIP
Bill Gullickson, R (1, 1) ERA: 3.89	9.0	W	33	4	2	2	6	2	0	0	0	0	0	43	51	2.00	0.667

PITCHER	IP	WLS	BF	H	R	ER	SO	BB	IBB	HBP	BLK	WP	HR	S	P	ERA	WHIP

BOTTOM

Philadelphia Phillies @ Montreal Expos

Olympic Stadium, Montreal, QB

Sat May 07 1983, 3:33 AM EDT

Att. 25,191 - Unknown

livebaseballscorecards.com

Batter	1	2	3	4	5	6	7	8	9	AB	R	H	RBI	BB	SO	LOB
Tim Raines, S (1, 7) OBP: 0.349, SLG: 0.337	BBBB 4-0 S BB		BBBB 4-0 FC3-6 BB			x 0-0 E 1B SF8 1B		x 0-0 ① G3	x 0-0 1-2 3-H 1B	3	1	2	1	2	0	0
Warren Cromartie, L (1, 9) OBP: 0.359, SLG: 0.404	x 0-0 ① 1-3 1-2		x 0-0 ② FC3-6 S 1-2f			x 0-0 E7 1-3 1B		x 0-0 6-3 1B		4	0	2	0	0	0	2
Andre Dawson, R (1, 8) OBP: 0.378, SLG: 0.697	x 0-0 ② 6-3		x 0-0 ③ L9 1-2			x 0-0 ① SF8 3-H		x 0-0 ② 6-3 1-2		3	0	0	1	0	0	3
Al Oliver, L (1, 3) OBP: 0.333, SLG: 0.449	x 0-0 ③ F5			x 0-0 ① F8		x 0-0 ② F8		4-0 FC6-4 IBB		3	0	0	0	1	0	2
Tim Wallach, R (1, 5) OBP: 0.295, SLG: 0.476		x 0-0 HR		x 0-0 ② F2		x 0-0 ③ P6		x 0-0 ③ FC6-4 1-2f		4	1	1	1	0	0	3
Chris Speier, R (1, 6) OBP: 0.364, SLG: 0.316		x 0-0 ① F8		x 0-0 ③ 6-3			x 0-0 1B		x 0-0 ① 4-3	4	0	1	0	0	0	0
Bobby Ramos, R (1, 2) OBP: 0.375, SLG: 0.571 Doug Flynn, R (9, PR) OBP: 0.250, SLG: 0.269	SSS 0-3 ② K			x 0-0 ① 6-3			SSS 0-3 ① K		H 1-0 FC4-6 1B 1B HBP	3 0	0 1	0 0	0 0	0 0	2 0	1 0
Bryan Little, S (1, 4) OBP: 0.345, SLG: 0.315		x 0-0 ③ 6-3			x 0-0 ② 1-3		SSS 0-3 ② K		x 0-0 1-2 FC4-6 1B	4	0	1	0	0	1	1
Bill Gullickson, R (1, 1) Terry Francona, L (9, PH) OBP: 0.200, SLG: 0.240 Jim Wohlford, R (9, PH) OBP: 0.313, SLG: 0.500			x 0-0 ① F3		SSS 0-3 ③ K		SSS 0-3 ③ K		x 0-0 ② FC4-6 1B 1-2f 2-3	3 0 1	0 0 0	0 0 0	0 0 0	0 0 0	2 0 0	1 0 2
Inning Stats	R: 0 H: 0 E: 0 LOB: 1 K: 0 BB: 1 S: 3 P: 7	R: 1 H: 1 E: 0 LOB: 0 K: 1 BB: 0 S: 6 P: 6	R: 0 H: 0 E: 0 LOB: 1 K: 0 BB: 1 S: 3 P: 7	R: 0 H: 0 E: 0 LOB: 0 K: 0 BB: 0 S: 3 P: 3	R: 0 H: 0 E: 0 LOB: 0 K: 1 BB: 0 S: 5 P: 5	R: 1 H: 2 E: 1 LOB: 1 K: 0 BB: 0 S: 5 P: 5	R: 0 H: 1 E: 0 LOB: 1 K: 3 BB: 0 S: 10 P: 10	R: 0 H: 1 E: 0 LOB: 2 K: 0 BB: 1 S: 4 P: 8	R: 1 H: 2 E: 0 LOB: 2 K: 0 BB: 0 S: 4 P: 5	1B: 6 SF: 1 2B: 0 SAC: 0 3B: 0 DP: 0 HR: 1 HBP: 1							

	AB	32
	R	3
	H	7
	RBI	3
	BB	3
	SO	5
	LOB	15

WP: 0 PA: 37
PB: 0
SB: 2
CS: 0

PITCHER		IP	WLS	BF	H	R	ER	SO	BB	IBB	HBP	BLK	WP	HR	S	P	ERA	WHIP
Larry Christenson, R ERA: 3.16	(1, 1)	7.1		29	5	2	1	5	2	0	0	0	0	1	37	45	1.23	0.955
Porfi Altamirano, R ERA: 2.57	(8, 1)	1.0	L	6	1	1	1	0	0	1	1	0	0	0	4	9	9.00	1.000
Sid Monge, L ERA: 5.06	(9, 1)	0.1		2	1	0	0	0	0	0	0	0	0	0	2	2	0.00	3.000

PITCHER	IP	WLS	BF	H	R	ER	SO	BB	IBB	HBP	BLK	WP	HR	S	P	ERA	WHIP

Montreal Expos @ Atlanta Braves

Atlanta-Fulton County Stadium, Atlanta, GA

Mon May 09 1983, 7:05 PM EDT

Att. 16,231 - Unknown

TOP

Batter	1	2	3	4	5	6	7	8	9	AB	R	H	RBI	BB	SO	LOB
Tim Raines, S (1, 7) OBP: 0.351, SLG: 0.333	F7	F9			BBB 4-0 S 1B BB		SSS 0-3 K		1B E 1B	4	2	1	0	1	1	2
Warren Cromartie, L (1, 9) OBP: 0.406, SLG: 0.468	FC1-4 1B		1B		G3 1B 1-H 1B		2B		G6-4-3 E 1-3 1B	5	0	5	1	0	0	0
Andre Dawson, R (1, 8) OBP: 0.369, SLG: 0.670	FC1-4 PO 1-2f		F9		G3 1-2 1B		F5		E6 G6-4-3 1-2 3-H	5	0	1	1	0	0	4
Al Oliver, L (1, 3) Terry Francona, L (9, 3) OBP: 0.200, SLG: 0.240	PO 1-2	1B BB SF8 1B	F8		G3 1-2 2-3			F5	G6-4-3 1-2f 2-3	5 0	1 0	1 0	0 0	0 0	0 0	5 0
Gary Carter, R (1, 2) OBP: 0.297, SLG: 0.476		BBB 4-0 1B 1-2 1B BB	F7		F8			HR	F7	4	2	1	1	1	0	4
Tim Wallach, R (1, 5) OBP: 0.315, SLG: 0.488		1B 1-2 2-3 1B		G6-4-3 1B		F8		G1 1B		4	0	3	0	0	0	0
Chris Speier, R (1, 6) OBP: 0.308, SLG: 0.261		SSS 0-3 K		F9		E6 G6-4-3		G1 1-2		4	0	0	0	0	1	5
Bryan Little, S (1, 4) OBP: 0.341, SLG: 0.307		SF8 3-H		G6-4-3 1-2f		G6-4-3 1-2f		IBB		2	0	0	1	1	0	2
Steve Rogers, R (1, 1) OBP: 0.158, SLG: 0.111		1-2 2-H 1B			6-3		F9	K		4	0	1	1	0	1	2
Inning Stats	R: 0 E: 0 K: 0 S: 3 H: 1 LOB: 0 BB: 0 P: 3	R: 2 E: 0 K: 1 S: 8 H: 3 LOB: 2 BB: 1 P: 12	R: 0 E: 0 K: 0 S: 4 H: 1 LOB: 1 BB: 0 P: 4	R: 0 E: 0 K: 0 S: 3 H: 1 LOB: 0 BB: 0 P: 3	R: 1 E: 0 K: 0 S: 5 H: 2 LOB: 2 BB: 1 P: 9	R: 0 E: 1 K: 0 S: 3 H: 0 LOB: 0 BB: 0 P: 3	R: 0 E: 0 K: 1 S: 6 H: 1 LOB: 1 BB: 0 P: 6	R: 1 E: 0 K: 1 S: 7 H: 2 LOB: 2 BB: 1 P: 11	R: 1 E: 1 K: 0 S: 5 H: 2 LOB: 1 BB: 0 P: 5	1B: 11 2B: 1 3B: 0 HR: 1	SF: 1 SAC: 0 DP: 3 HBP: 0						

livebaseballscorecards.com

	AB	37
	R	5
	H	13
	RBI	5
	BB	3
	SO	3
	LOB	24

WP: 0 PB: 0 SB: 1 CS: 0 PA: 42

PITCHER		IP	WLS	BF	H	R	ER	SO	BB	IBB	HBP	BLK	WP	HR	S	P	ERA	WHIP
Rick Camp, R ERA: 3.14	(1, 1)	7.1	L	33	11	4	4	2	2	0	0	0	0	1	35	43	4.91	1.773
Gene Garber, R ERA: 2.38	(8, 1)	1.2		8	2	1	1	1	0	1	0	0	0	0	9	13	5.40	1.200

PITCHER	IP	WLS	BF	H	R	ER	SO	BB	IBB	HBP	BLK	WP	HR	S	P	ERA	WHIP

Montreal Expos @ Atlanta Braves

Atlanta-Fulton County Stadium, Atlanta, GA

Mon May 09 1983, 7:05 PM EDT

Att. 16,231 - Unknown

livebaseballscorecards.com

BOTTOM

Batter	1	2	3	4	5	6	7	8	9	AB	R	H	RBI	BB	SO	LOB
Claudell Washington, L (1, 9) OBP: 0.299, SLG: 0.364	4-3		4-3		F8			F7		4	0	0	0	0	0	0
Rafael Ramirez, R (1, 6) OBP: 0.291, SLG: 0.322	4-3			F8		FC6-4 1B		6-3		4	0	1	0	0	0	0
Dale Murphy, R (1, 8) OBP: 0.469, SLG: 0.641	F7			2B WP 1B		FC6-4 G4-3 1-2f			F8	4	1	1	0	0	0	1
Bob Horner, R (1, 5) OBP: 0.345, SLG: 0.500		BBBB FC4-6 BB		WP 1-3 2B		G4-3 1-2f			G3	3	0	1	0	1	0	1
Chris Chambliss, L (1, 3) OBP: 0.354, SLG: 0.547		F8		BBBB 2-3 3-H BB			1B 3B		HR	3	2	2	1	1	0	1
Terry Harper, R (1, 7) OBP: 0.414, SLG: 0.435		SSS K		F4			SSS K2-3		SSS K	4	0	0	0	0	3	4
Glenn Hubbard, R (1, 4) OBP: 0.420, SLG: 0.518 Gene Garber, R (8, 1)		FC4-6 1-2f		F9			G4-6-3 3-H 1B			3 0	0 0	1 0	1 0	0 0	0 0	3 0
Bruce Benedict, R (1, 2) OBP: 0.434, SLG: 0.438			5-3		F4		G4-6-3 1-2f			3	0	0	0	0	0	1
Rick Camp, R (1, 1) OBP: 0.111, SLG: 0.125 Jerry Royster, R (8, 4) OBP: 0.231, SLG: 0.167			F9		6-3			F9		2 1	0 0	0 0	0 0	0 0	0 0	0 0

	AB	31
	R	3
	H	6
	RBI	2
	BB	2
	SO	3
	LOB	11

Inning Stats	1	2	3	4	5	6	7	8	9
	R: 0 E: 0 K: 0 S: 3	H: 0 LOB: 0 BB: 0 P: 3	R: 0 E: 0 K: 1 S: 5	H: 0 LOB: 1 BB: 1 P: 9	R: 0 E: 0 K: 0 S: 3	H: 0 LOB: 0 BB: 0 P: 3	R: 1 E: 0 K: 0 S: 5	H: 2 LOB: 2 BB: 1 P: 9	R: 0 E: 0 K: 0 S: 3	H: 0 LOB: 0 BB: 0 P: 3	R: 0 E: 0 K: 0 S: 3	H: 1 LOB: 0 BB: 0 P: 3	R: 1 E: 0 K: 1 S: 6	H: 2 LOB: 0 BB: 0 P: 6	R: 0 E: 0 K: 0 S: 3	H: 0 LOB: 0 BB: 0 P: 3	R: 1 E: 0 K: 1 S: 6	H: 1 LOB: 0 BB: 0 P: 6

	1B: 3	SF: 0	WP: 1	PA: 33
	2B: 1	SAC: 0	PB: 0	
	3B: 1	DP: 2	SB: 0	
	HR: 1	HBP: 0	CS: 0	

PITCHER		IP	WLS	BF	H	R	ER	SO	BB	IBB	HBP	BLK	WP	HR	S	P	ERA	WHIP
Steve Rogers, R ERA: 2.65	(1, 1)	9.0	W	33	6	3	3	3	2	0	0	0	1	1	37	45	3.00	0.889

PITCHER	IP	WLS	BF	H	R	ER	SO	BB	IBB	HBP	BLK	WP	HR	S	P	ERA	WHIP

Batter	1	2	3	4	5	6	7	8	9	AB	R	H	RBI	BB	SO	LOB
Tim Raines, S (1, 7) OBP: 0.357, SLG: 0.333	B B B B 4-0 FC3-6 E BB		x 0-0 ② 6-3			x 0-0 ② F7		x 0-0 FC1-4 1B 2-H 3-H 1B		3	0	1	2	1	0	0
Warren Cromartie, L (1, 9) OBP: 0.389, SLG: 0.446 Jim Wohlford, R (8, PH) OBP: 0.353, SLG: 0.529 Doug Flynn, R (8, 4) OBP: 0.250, SLG: 0.269	x 0-0 E6 FC3-6 1-2		x 0-0 ③ 4-3			x 0-0 ③ 4-1		x 0-0 FC1-4 1-2 1B		3 1 0	0 0 0	0 1 0	0 0 0	0 0 0	0 0 0	1 0 0
Andre Dawson, R (1, 8) OBP: 0.355, SLG: 0.643	x 0-0 ① FC3-6 1-3 1-2f 2-3			x 0-0 ① F4			x 0-0 ① F3	x 0-0 ② FC1-4 FC4-6 1-2f 2-3		4	0	0	0	0	0	4
Al Oliver, L (1, 3) OBP: 0.314, SLG: 0.418 Ray Burris, R (8, 1)	x 0-0 ② 1-3 1-2			x 0-0 ② 4-3			x 0-0 ② 4-3	x 0-0 ③ FC4-6 1-2f		4 0	0 0	0 0	0 0	0 0	0 0	4 0
Gary Carter, R (1, 2) OBP: 0.295, SLG: 0.478	x 0-0 ③ F5			S S S 0-3 ③ K			x 0-0 2B		x 0-0 ① F6	4	0	1	0	0	1	2
Tim Wallach, R (1, 5) OBP: 0.302, SLG: 0.467		x 0-0 ① 5-3			x 0-0 ① 6-3		S S S 0-3 ③ K		x 0-0 ② F9	4	0	0	0	0	1	1
Chris Speier, R (1, 6) OBP: 0.286, SLG: 0.240 Terry Francona, L (8, PH) OBP: 0.222, SLG: 0.259 (8, 3)		x 0-0 ② F3			x 0-0 ② 1-4-3			x 0-0 4-3 1B 1B 1B	x 0-0 ③ 5-3	2 2	0 1	0 1	0 0	0 0	0 0	0 0
Bryan Little, S (1, 4) OBP: 0.341, SLG: 0.308 (8, 6)		x 0-0 ③ 6-3			x 0-0 ③ F8			x 0-0 4-3 1-2 1B 1B		3	1	1	0	0	0	0
Scott Sanderson, R (1, 1) OBP: 0.182, SLG: 0.273 Bryn Smith, R (7, 1) Jerry White, S (8, PH) (8, 9)			S S S 0-3 ① K			x 0-0 ① F8		x 0-0 ① 4-3 1-2 2-3		2 0 1	0 0 0	0 0 0	0 0 0	0 0 0	1 0 0	0 0 2
Inning Stats	R: 0 E: 1 K: 0 S: 4 H: 0 LOB: 2 BB: 1 P: 8	R: 0 E: 0 K: 0 S: 3 H: 0 LOB: 0 BB: 0 P: 3	R: 0 E: 0 K: 1 S: 5 H: 0 LOB: 0 BB: 0 P: 5	R: 0 E: 0 K: 1 S: 5 H: 0 LOB: 0 BB: 0 P: 5	R: 0 E: 0 K: 0 S: 3 H: 0 LOB: 0 BB: 0 P: 3	R: 0 E: 0 K: 0 S: 3 H: 0 LOB: 0 BB: 0 P: 3	R: 0 E: 0 K: 1 S: 6 H: 1 LOB: 1 BB: 0 P: 6	R: 2 E: 0 K: 0 S: 7 H: 4 LOB: 2 BB: 0 P: 7	R: 0 E: 0 K: 0 S: 3 H: 0 LOB: 0 BB: 0 P: 3	1B: 4 2B: 1 3B: 0 HR: 0 SF: 0 SAC: 0 DP: 0 HBP: 0						

PITCHER		IP	WLS	BF	H	R	ER	SO	BB	IBB	HBP	BLK	WP	HR	S	P	ERA	WHIP
Craig McMurtry, R ERA: 2.75	(1, 1)	7.1	W	28	4	2	2	3	1	0	0	0	0	0	33	37	2.46	0.682
Terry Forster, L ERA:	(8, 1)	0.0		1	1	0	0	0	0	0	0	0	0	0	1	1	∞	∞
Steve Bedrosian, R ERA: 2.89	(8, 1)	1.2	S	5	0	0	0	0	0	0	0	0	0	0	5	5	0.00	0.000

PITCHER	IP	WLS	BF	H	R	ER	SO	BB	IBB	HBP	BLK	WP	HR	S	P	ERA	WHIP

TOP

Montreal Expos @ Atlanta Braves

Atlanta-Fulton County Stadium, Atlanta, GA

Tue May 10 1983, 7:05 PM EDT

Att. 16,977 - Unknown

livebaseballscorecards.com

AB	33
R	2
H	5
RBI	2
BB	1
SO	3
LOB	14

WP: 0	PA: 34		
PB: 0			
SB: 0			
CS: 0			

Montreal Expos @ Atlanta Braves

Atlanta-Fulton County Stadium, Atlanta, GA

Tue May 10 1983, 7:05 PM EDT

Att. 16,977 - Unknown

BOTTOM

Batter	1	2	3	4	5	6	7	8	9	AB	R	H	RBI	BB	SO	LOB
Claudell Washington, L (1, 9) OBP: 0.303, SLG: 0.396 Brett Butler, L (6, PH) (7, 8) OBP: 0.304, SLG: 0.287	HR		F8			4-3	6-3			2 2	1 0	1 0	1 0	0 0	0 0	0 1
Rafael Ramirez, R (1, 6) OBP: 0.289, SLG: 0.314	6-3		F9			F7		BBBB 4-0 CS BB		3	0	0	0	1	0	0
Dale Murphy, R (1, 8) (7, 7) OBP: 0.453, SLG: 0.615	4-3			SSS 0-3 K		4-3		F9		4	0	0	0	0	1	1
Bob Horner, R (1, 5) OBP: 0.342, SLG: 0.490	F3			SSS 0-3 K			BB 3B 1B	F9		4	1	1	0	0	1	1
Chris Chambliss, L (1, 3) OBP: 0.343, SLG: 0.528		F6		6-3			F7	CS 1-2		3	0	0	0	0	0	1
Terry Harper, R (1, 7) (7, 9) OBP: 0.438, SLG: 0.440		SSS 0-3 K			CS 1B		BBBB 4-0 1-2 3B BB			2	1	1	0	1	1	0
Glenn Hubbard, R (1, 4) OBP: 0.427, SLG: 0.545		E8 1B			SSS 0-3 K 1-2		1-H 2-H SH3 3B			3	1	2	2	0	1	1
Bruce Benedict, R (1, 2) OBP: 0.441, SLG: 0.439		F9			1B		SH3 IBB			2	0	1	0	1	0	1
Craig McMurtry, R (1, 1) OBP: 0.083, SLG: 0.083 Terry Forster, L (8, 1) OBP: 1.000, SLG: 1.500 Steve Bedrosian, R (8, 1)			F9		F9		SH3 1-2 3-H			2 0 0	0 0 0	0 0 0	1 0 0	0 0 0	0 0 0	1 0 0
Inning Stats	R: 1 E: 0 K: 0 S: 4 H: 1 LOB: 0 BB: 0 P: 4	R: 0 E: 1 K: 1 S: 6 H: 1 LOB: 1 BB: 0 P: 6	R: 0 E: 0 K: 0 S: 3 H: 0 LOB: 0 BB: 0 P: 3	R: 0 E: 0 K: 2 S: 7 H: 0 LOB: 0 BB: 0 P: 7	R: 0 E: 0 K: 1 S: 6 H: 2 LOB: 1 BB: 0 P: 6	R: 0 E: 0 K: 0 S: 3 H: 0 LOB: 0 BB: 0 P: 3	R: 3 E: 0 K: 0 S: 5 H: 2 LOB: 1 BB: 2 P: 13	R: 0 E: 0 K: 0 S: 2 H: 0 LOB: 0 BB: 1 P: 6		1B: 4 2B: 1 3B: 1 HR: 1	SF: 0 SAC: 1 DP: 1 HBP: 0		WP: 0 PB: 0 SB: 0 CS: 2	PA: 32		

livebaseballscorecards.com

	AB	27
	R	4
	H	6
	RBI	4
	BB	3
	SO	4
	LOB	7

PITCHER		IP	WLS	BF	H	R	ER	SO	BB	IBB	HBP	BLK	WP	HR	S	P	ERA	WHIP
Scott Sanderson, R ERA: 4.55	(1, 1)	6.1	L	25	6	4	4	4	1	0	0	0	0	1	32	36	5.68	1.105
Bryn Smith, R ERA: 3.86	(7, 1)	0.2		3	0	0	0	0	0	1	0	0	0	0	2	6	0.00	0.000
Ray Burris, R ERA: 3.38	(8, 1)	1.0		3	0	0	0	0	1	0	0	0	0	0	2	6	0.00	1.000

PITCHER	IP	WLS	BF	H	R	ER	SO	BB	IBB	HBP	BLK	WP	HR	S	P	ERA	WHIP

Batter	1	2	3	4	5	6	7	8	9	10	11	AB	R	H	RBI	BB	SO	LOB
Tim Raines, S (1, 7) OBP: 0.364, SLG: 0.352	6-3		3-1		3B 2B 1-3 2-H		5-3		HBP S 1B		SH2-4 E 1B	6	2	3	1	0	0	0
Warren Cromartie, L (1, 9) OBP: 0.390, SLG: 0.435	G6-4-3 1B		F8		G3		K S S S		BBBB 4-0 HBP BB 1-2		SH2-4 1-2	4	0	1	0	1	1	2
Andre Dawson, R (1, 8) OBP: 0.363, SLG: 0.650	G6-4-3 1-2f			F8	3B 2-H 3-H		F6		H 1-0 1-2 HBP 2-3		E7 1B 2-H	5	1	2	3	0	0	1
Al Oliver, L (1, 3) OBP: 0.333, SLG: 0.431		1B 2B		6-3		BBBB 4-0 FC4-6 1B FC6-4 BB		1B	F8		I I I I 1B 1B IBB	4	2	2	0	2	0	3
Gary Carter, R (1, 2) OBP: 0.321, SLG: 0.486	1B 1B 2-H			BBBB FC6-4 BB		FC4-6 1B 1-2		F2		6-3	1B 1-2 2-H	5	1	3	1	1	0	1
Tim Wallach, R (1, 5) OBP: 0.294, SLG: 0.448	S S S K			FC6-4 1-2f		FC4-6 FC6-4 1-2f 2-3		F8		1B 1B	S S S K	6	0	1	0	0	2	7
Chris Speier, R (1, 6) OBP: 0.324, SLG: 0.267	1B 2-H				H 1-0 FC1-5 1B HBP	FC6-4 BB 1-2f 3-H	S S S K			F8	1B 1-2 2-H	5	0	2	3	0	1	3
Bryan Little, S (1, 4) OBP: 0.351, SLG: 0.313	F8				2B 1B FC1-5 1-2	BBBB 4-0 BB 1-2			1-3	1B 1-2	G3	5	1	2	0	1	0	3
Charlie Lea, R (1, 1) Randy Lerch, L (5, 1) OBP: 0.667, SLG: 0.500 Jerry White, S (6, PH) Ray Burris, R (6, 1) Jim Wohlford, R (9, PH) OBP: 0.333, SLG: 0.500 Bryn Smith, R (9, 1) Terry Francona, L (10, PH) OBP: 0.214, SLG: 0.250 Dan Schatzeder, L (10, 1)		S S S K			3B FC1-5 2B 1-2 2-3f	F5			F3	S S S K		2 0 1 0 1 0 0 1 0	1 0 0 0 0 0 0 0 0	0 0 0 0 0 0 0 1 0	0 0 0 0 0 0 0 0 0	1 0 0 0 0 0 0 1 0	2 0 2 0 0 0 0 2 0	2 0 0 0 0 0 0 0 0
Inning Stats	R: 0 E: 0 K: 0 S: 3 H: 1 LOB: 0 BB: 0 P: 3	R: 1 E: 0 K: 1 S: 7 H: 3 LOB: 1 BB: 0 P: 7	R: 0 E: 0 K: 1 S: 5 H: 0 LOB: 0 BB: 0 P: 5	R: 0 E: 0 K: 0 S: 3 H: 0 LOB: 1 BB: 1 P: 7	R: 3 E: 0 K: 0 S: 5 H: 3 LOB: 1 BB: 0 P: 6	R: 1 E: 0 K: 0 S: 4 H: 1 LOB: 2 BB: 2 P: 12	R: 0 E: 0 K: 1 S: 5 H: 0 LOB: 0 BB: 0 P: 5	R: 0 E: 0 K: 1 S: 6 H: 1 LOB: 1 BB: 0 P: 6	R: 0 E: 0 K: 0 S: 4 H: 1 LOB: 3 BB: 1 P: 9	R: 0 E: 0 K: 1 S: 7 H: 2 LOB: 2 BB: 0 P: 7	R: 3 E: 1 K: 1 S: 9 H: 4 LOB: 2 BB: 1 P: 13	1B: 13 2B: 2 3B: 1 HR: 0 SF: 0 SAC: 1 DP: 1 HBP: 2						

PITCHER		IP	WLS	BF	H	R	ER	SO	BB	IBB	HBP	BLK	WP	HR	S	P	ERA	WHIP
Phil Niekro, R ERA: 6.04	(1, 1)	5.0		21	7	4	4	2	1	0	1	0	0	0	23	28	7.20	1.600
Rick Mahler, R ERA: 7.2	(6, 1)	0.2		5	1	1	1	0	2	0	0	0	0	0	3	11	13.50	4.500
Pete Falcone, L ERA: 1.88	(6, 1)	3.0		12	2	0	0	2	1	0	0	0	0	0	15	19	0.00	1.000
Steve Bedrosian, R ERA: 3.86	(9, 1)	2.1	L	15	6	3	3	2	0	1	1	0	0	0	17	22	11.57	2.571

PITCHER	IP	WLS	BF	H	R	ER	SO	BB	IBB	HBP	BLK	WP	HR	S	P	ERA	WHIP

TOP

Montreal Expos @ Atlanta Braves

Atlanta-Fulton County Stadium, Atlanta, GA

Wed May 11 1983, 7:05 PM EDT

Att. 16,866 - Unknown

livebaseballscorecards.com

AB	45
R	8
H	16
RBI	8
BB	5
SO	6
LOB	26

WP: 0 PB: 0 SB: 1 CS: 0 PA: 53

Montreal Expos @ Atlanta Braves

Atlanta-Fulton County Stadium, Atlanta, GA

Wed May 11 1983, 7:05 PM EDT

Att. 16,866 - Unknown

livebaseballscorecards.com

Batter	1	2	3	4	5	6	7	8	9	10	11	AB	R	H	RBI	BB	SO	LOB
Claudell Washington, L (1, 9) OBP: 0.307, SLG: 0.396	K G6-4-3 1B		1-2 FC5-6-4 1B		1-2 SH3-4 HR 1B	K ③			SH2-4 1-2		1-3 1-2 ②	5	1	2	0	0	2	1
Rafael Ramirez, R (1, 6) OBP: 0.294, SLG: 0.311	1-2 G6-4-3 1B		FC5-6-4 ① 1-2f 2-3 FC6-4		SH3-4 ① 1-2 2-3		6-3 ①		H 1-0 HBP		F3 ③	4	0	1	0	0	0	3
Dale Murphy, R (1, 8) OBP: 0.443, SLG: 0.624	G6-4-3 ① ② 1-2f 2-3		FC6-4 ② 1-2f 3-H 3B		2-H 3-H HR		F9 ②		F7 ②			5	2	1	4	0	0	5
Bob Horner, R (1, 5) OBP: 0.355, SLG: 0.514 Jerry Royster, R (9, 5) OBP: 0.214, SLG: 0.154	K ③		1-H 3B		1B 1B		BB BBBB 4-0		K ③			3	0	2	1	1	1	1
												1	0	0	0	0	1	2
Chris Chambliss, L (1, 3) OBP: 0.327, SLG: 0.500		F7 ①	6-3 ③		K ②		F5 ③			F5 ①		5	0	0	0	0	1	3
Terry Harper, R (1, 7) OBP: 0.432, SLG: 0.433		K ②		6-3 ①	1-3 1B			K ①		G6-3 1B		5	0	2	0	0	2	0
Glenn Hubbard, R (1, 4) OBP: 0.417, SLG: 0.527		1B		F8 ②	F8 ③			F8 ②		G6-3 ② ③ 1-2f		5	0	1	0	0	0	3
Bruce Benedict, R (1, 2) OBP: 0.425, SLG: 0.419 Steve Bedrosian, R (9, 1) Bob Watson, R (11, PH) OBP: 0.438, SLG: 0.500		K ③		F3 ③		F5 ①		6-3 ③			1-3 1B	4	0	0	0	0	1	1
												0	0	0	0	0	0	0
												1	0	1	0	0	0	0
Phil Niekro, R (1, 1) OBP: 0.133, SLG: 0.077 Randy Johnson, R (5, PH) OBP: 0.833, SLG: 1.250 Rick Mahler, R (6, 1) Pete Falcone, L (6, 1) Biff Pocoroba, S (9, 2) OBP: 0.400, SLG: 0.250 Ken Smith, L (9, PR) OBP: 0.167, SLG: 0.667 Larry Owen, R (10, 2)			BBBB 4-0 FC5-6-4 1B FC6-4 BB		BBBB 4-0 SH3-4 1B HR BB		2				K ①	0	1	0	0	1	0	0
												0	1	0	0	1	0	0
												0	0	0	0	0	0	0
												1	0	0	0	0	0	0
												1	0	1	0	0	0	0
												0	0	0	0	0	0	0
												1	0	0	0	0	1	1
Inning Stats	R: 0 E: 0 K: 2 S: 8 H: 1 LOB: 1 BB: 0 P: 8	R: 0 E: 0 K: 2 S: 8 H: 1 LOB: 1 BB: 0 P: 8	R: 2 E: 0 K: 0 S: 5 H: 2 LOB: 1 BB: 1 P: 9	R: 0 E: 0 K: 0 S: 3 H: 0 LOB: 0 BB: 0 P: 3	R: 3 E: 0 K: 1 S: 9 H: 4 LOB: 2 BB: 1 P: 13	R: 0 E: 0 K: 1 S: 5 H: 0 LOB: 0 BB: 0 P: 5	R: 0 E: 0 K: 0 S: 3 H: 0 LOB: 1 BB: 1 P: 7	R: 0 E: 0 K: 1 S: 5 H: 0 LOB: 0 BB: 0 P: 5	R: 0 E: 0 K: 1 S: 6 H: 1 LOB: 2 BB: 0 P: 7	R: 0 E: 0 K: 0 S: 3 H: 1 LOB: 0 BB: 0 P: 3	R: 0 E: 0 K: 1 S: 6 H: 1 LOB: 1 BB: 0 P: 6	1B: 9 2B: 0 3B: 1 HR: 1	SF: 0 SAC: 2 DP: 2 HBP: 1	WP: 0 PB: 1 SB: 0 CS: 0	PA: 47			

PITCHER		IP	WLS	BF	H	R	ER	SO	BB	IBB	HBP	BLK	WP	HR	S	P	ERA	WHIP
Charlie Lea, R ERA: 3.38	(1, 1)	4.1		22	7	5	5	4	2	0	0	0	0	1	28	36	10.38	2.077
Randy Lerch, L ERA: 2.08	(5, 1)	0.2		3	1	0	0	1	0	0	0	0	0	0	5	5	0.00	1.500
Ray Burris, R ERA: 2.76	(6, 1)	3.0		10	0	0	0	2	1	0	0	0	0	0	13	17	0.00	0.333
Bryn Smith, R ERA: 3.55	(9, 1)	1.0		5	1	0	0	1	0	0	1	0	0	0	6	7	0.00	1.000
Dan Schatzeder, L ERA: 1.8	(10, 1)	2.0	W	7	2	0	0	1	0	0	0	0	0	0	9	9	0.00	1.000

PITCHER	IP	WLS	BF	H	R	ER	SO	BB	IBB	HBP	BLK	WP	HR	S	P	ERA	WHIP

AB	41
R	5
H	11
RBI	5
BB	3
SO	9
LOB	20

Montreal Expos @ St. Louis Cardinals

Busch Stadium, St. Louis, MO

Thu May 12 1983, 7:05 PM CDT

Att. 21,205 - Unknown

TOP

livebaseballscorecards.com

Batter	1	2	3	4	5	6	7	8	9	AB	R	H	RBI	BB	SO	LOB
Tim Raines, S (1, 7) OBP: 0.360, SLG: 0.343	F9			F7		L5-3 1-2			BB	3	0	0	0	1	0	1
Warren Cromartie, L (1, 9) OBP: 0.370, SLG: 0.411	F8			6-3			F8		4-3	4	0	0	0	0	0	1
Andre Dawson, R (1, 8) OBP: 0.362, SLG: 0.642	L9			6-3			G6-3 1B			3	0	1	0	0	0	0
Al Oliver, L (1, 3) OBP: 0.333, SLG: 0.429		G5-4-3 1B			L8		G6-3 1-2f			3	0	1	0	0	0	1
Gary Carter, R (1, 2) OBP: 0.310, SLG: 0.467		F2			6-3			5-3		3	0	0	0	0	0	1
Tim Wallach, R (1, 5) OBP: 0.295, SLG: 0.439		G5-4-3 1-2f			FC6-4 BB			5-3		2	0	0	0	1	0	1
Chris Speier, R (1, 6) OBP: 0.297, SLG: 0.242			5-3		FC6-4 1-2f			5-3		3	0	0	0	0	0	1
Bryan Little, S (1, 4) OBP: 0.350, SLG: 0.314			G3			FC1-6 1B			F7	3	0	1	0	0	0	0
Bill Gullickson, R (1, 1)			K			FC1-6 L5-3 1-2f			5-3	2	0	0	0	0	1	1
Randy Lerch, L (6, 1) OBP: 0.667, SLG: 0.500										0	0	0	0	0	0	0
Terry Francona, L (9, PH) OBP: 0.207, SLG: 0.241										1	0	0	0	0	0	0

Inning Stats	1	2	3	4	5	6	7	8	9
R:	0	0	0	0	0	0	0	0	0
E:	0	0	0	0	0	0	0	0	0
K:	0	0	1	0	0	0	0	0	0
S:	3	3	5	3	3	3	3	3	3
H:	0	1	0	0	0	1	1	0	0
LOB:	0	0	0	0	1	0	0	1	1
BB:	0	0	0	0	1	0	0	0	1
P:	3	3	5	3	7	3	3	3	7

1B:	3
2B:	1
3B:	0
HR:	0
SF:	0
SAC:	0
DP:	3
HBP:	0

WP:	0
PB:	0
SB:	0
CS:	0
PA:	29

AB	27
R	0
H	3
RBI	0
BB	2
SO	1
LOB	7

PITCHER	IP	WLS	BF	H	R	ER	SO	BB	IBB	HBP	BLK	WP	HR	S	P	ERA	WHIP
Bob Forsch, R (1, 1) ERA: 3.4	9.0	W	29	3	0	0	1	2	0	0	0	0	0	29	37	0.00	0.556

PITCHER	IP	WLS	BF	H	R	ER	SO	BB	IBB	HBP	BLK	WP	HR	S	P	ERA	WHIP

Batter	1	2	3	4	5	6	7	8	9	AB	R	H	RBI	BB	SO	LOB
Lonnie Smith, R (1, 7) OBP: 0.365, SLG: 0.471	S S S 0-3 ① K		x 0-0 ① 6-3		x 0-0 1B 2B		x 0-0 ① L5			4	1	1	0	0	1	0
Willie McGee, S (1, 8) OBP: 0.388, SLG: 0.400	x 0-0 ② G3		S S S 0-3 ② K		x 0-0 8-4-3 1B 2-H		x 0-0 ② 6-3			4	0	1	1	0	1	0
Dane Iorg, L (1, 9) OBP: 0.429, SLG: 0.500 David Green, R (7, PH) OBP: 0.293, SLG: 0.362 (8, 9)	x 0-0 2B		B B B 4-0 BB		S S S 0-3 ① K		x 0-0 ③ F8			2 1	0 0	1 0	0 0	1 0	1 0	1 0
Keith Hernandez, L (1, 3) OBP: 0.336, SLG: 0.455	x 0-0 ③ L9		x 0-0 ③ F8		x 0-0 ②③ 8-4-3 1-2f			x 0-0 ① P4		4	0	0	0	0	0	3
Darrell Porter, L (1, 2) OBP: 0.370, SLG: 0.525		x 0-0 ① F8		x 0-0 1B 1B 2B		x 0-0 SH1-4 BB SF9 1B		x 0-0 HR		4	3	3	1	0	0	0
Ken Oberkfell, L (1, 5) OBP: 0.352, SLG: 0.333		B B B 4-0 1B BB		x 0-0 G6-4-3 1B 2-3 1B		B B B 4-0 SH1-4 1-2 BB		x 0-0 ② G3		2	0	1	0	2	0	0
Tom Herr, S (1, 4) OBP: 0.344, SLG: 0.414 Mike Ramsey, S (8, PR) OBP: 0.342, SLG: 0.385 (9, 4)		x 0-0 G3 1-3 1B		x 0-0 G6-4-3 1-2 3-H 1B		x 0-0 ① SH1-4 1-2 2-3		x 0-0 FC5-4 1B		3 0	0 0	3 0	1 0	0 0	0 0	0 0
Ozzie Smith, S (1, 6) OBP: 0.283, SLG: 0.288		x 0-0 ② G3 1-2		x 0-0 ① ② G6-4-3 1-2f 2-3		x 0-0 ② SF9 3-H		x 0-0 ③ FC5-4 1-2f		3	0	0	1	0	0	5
Bob Forsch, R (1, 1) OBP: 0.250, SLG: 0.375		x 0-0 ③ F5		x 0-0 ③ F8		S S S 0-3 ③ K				3	0	0	0	0	1	4
Inning Stats	R: 0 H: 1 E: 0 LOB: 1 K: 1 BB: 0 S: 6 P: 6	R: 0 H: 1 E: 0 LOB: 2 K: 0 BB: 1 S: 4 P: 8	R: 0 H: 0 E: 0 LOB: 1 K: 1 BB: 1 S: 5 P: 9	R: 1 H: 3 E: 0 LOB: 1 K: 0 BB: 0 S: 5 P: 5	R: 1 H: 2 E: 0 LOB: 0 K: 1 BB: 0 S: 6 P: 6	R: 1 H: 1 E: 0 LOB: 1 K: 1 BB: 1 S: 6 P: 10	R: 0 H: 0 E: 0 LOB: 0 K: 0 BB: 0 S: 3 P: 3	R: 1 H: 2 E: 0 LOB: 1 K: 0 BB: 0 S: 5 P: 5		1B: 6 SF: 1 2B: 4 SAC: 1 3B: 0 DP: 2 HR: 1 HBP: 0						

Montreal Expos @ St. Louis Cardinals

Busch Stadium, St. Louis, MO

Thu May 12 1983, 7:05 PM CDT

Att. 21,205 - Unknown

BOTTOM

livebaseballscorecards.com

AB	30
R	4
H	10
RBI	4
BB	3
SO	4
LOB	13

PITCHER	IP	WLS	BF	H	R	ER	SO	BB	IBB	HBP	BLK	WP	HR	S	P	ERA	WHIP
Bill Gullickson, R (1, 1) ERA: 4.05	5.0	L	24	8	3	3	3	3	0	0	0	0	0	27	39	5.40	2.200
Randy Lerch, L (6, 1) ERA: 2.25	3.0		11	2	1	1	1	0	0	0	0	0	1	13	13	3.00	0.667

PITCHER	IP	WLS	BF	H	R	ER	SO	BB	IBB	HBP	BLK	WP	HR	S	P	ERA	WHIP

Batter	1	2	3	4	5	6	7	8	9	10	11	12	AB	R	H	RBI	BB	SO	LOB
Tim Raines, S (1, 7) OBP: 0.351, SLG: 0.333	0-0 2B 1B		0-0 4-3	0-0 F7		0-0 G4-6-3 1-2f			0-0 F8			0-0 F8	6	1	1	0	0	0	4
Warren Cromartie, L (1, 9) OBP: 0.372, SLG: 0.449 Jim Wohlford, R (12, PH) OBP: 0.316, SLG: 0.474 (12, 9)	0-0 F7		0-0 HR		0-0 4-3		0-0 1-3			0-0 G4-6-3 1B		0-0 P4	5	1	2	1	0	0	1
													1	0	0	0	0	0	0
Andre Dawson, R (1, 8) OBP: 0.369, SLG: 0.652	0-0 1-H 2B		0-0 2B		0-0 5-3		0-0 5-3			0-3 K		0-0 1B	6	0	3	1	0	1	1
Al Oliver, L (1, 3) OBP: 0.333, SLG: 0.423	0-0 5-3		0-0 FC4-6 1B		0-0 1B		0-0 6-3			0-0 G4-6-3 1-2f		0-0 F8	6	0	2	0	0	0	3
Gary Carter, R (1, 2) OBP: 0.293, SLG: 0.438	0-0 F2		0-0 FC4-6 1-2f		0-3 K			0-0 F7			0-0 L7		5	0	0	0	0	1	3
Tim Wallach, R (1, 5) OBP: 0.300, SLG: 0.466		0-0 E7 G3 4-3		0-0 1-3		0-0 HR		0-0 P6			0-0 E7 FC3-6 1B		5	2	2	1	0	0	0
Chris Speier, R (1, 6) OBP: 0.310, SLG: 0.243		0-0 G3 2-3		0-0 4-3		0-0 4-3 1B		0-0 P6			4-0 FC3-6 IBB		4	0	1	0	1	0	1
Bryan Little, S (1, 4) OBP: 0.343, SLG: 0.308		0-0 4-3 3-H		0-0 1B 1B		0-0 4-3 1-2			0-0 P6		0-0 FC3-6 1-2f 2-3		5	0	1	1	0	0	3
Chris Welsh, L (1, 1) OBP: 0.286, SLG: 0.167		0-0 5-3		0-0 1-2 1B		4-0 G4-6-3 BB			0-3 K		0-0 F8		2	0	1	0	1	0	0
Jeff Reardon, R (8, 1)													1	0	0	0	0	1	0
Dan Schatzeder, L (9, 1)													0	0	0	0	0	0	0
Terry Francona, L (11, PH) OBP: 0.200, SLG: 0.233													1	0	0	0	0	0	2
Bryn Smith, R (11, 1)													0	0	0	0	0	0	0
Inning Stats	R: 1 E: 0 K: 0 S: 5 H: 2 LOB: 1 BB: 0 P: 5	R: 1 E: 1 K: 0 S: 4 H: 0 LOB: 0 BB: 0 P: 4	R: 1 E: 0 K: 0 S: 5 H: 3 LOB: 1 BB: 0 P: 5	R: 0 E: 0 K: 0 S: 5 H: 2 LOB: 2 BB: 0 P: 5	R: 0 E: 0 K: 1 S: 6 H: 1 LOB: 1 BB: 0 P: 6	R: 1 E: 0 K: 0 S: 4 H: 2 LOB: 1 BB: 1 P: 8	R: 0 E: 0 K: 0 S: 3 H: 0 LOB: 0 BB: 0 P: 3	R: 0 E: 0 K: 0 S: 3 H: 0 LOB: 0 BB: 0 P: 3	R: 0 E: 0 K: 1 S: 5 H: 0 LOB: 0 BB: 0 P: 5	R: 0 E: 0 K: 1 S: 5 H: 1 LOB: 0 BB: 0 P: 5	R: 0 E: 1 K: 0 S: 4 H: 1 LOB: 2 BB: 1 P: 8	R: 0 E: 0 K: 0 S: 4 H: 1 LOB: 1 BB: 0 P: 4	1B: 9 2B: 2 3B: 0 HR: 2	SF: 0 SAC: 0 DP: 2 HBP: 0	WP: 0 PB: 0 SB: 0 CS: 0	PA: 49			

PITCHER	IP	WLS	BF	H	R	ER	SO	BB	IBB	HBP	BLK	WP	HR	S	P	ERA	WHIP
Joaquin Andujar, R (1, 1) ERA: 3.44	5.1		27	10	4	3	1	1	0	0	0	0	2	28	32	5.06	2.062
Dave Vonohlen, L (6, 1) ERA:	1.2		4	0	0	0	0	0	0	0	0	0	0	4	4	0.00	0.000
Doug Bair, R (8, 1) ERA: 3.0	2.0		6	0	0	0	1	0	0	0	0	0	0	8	8	0.00	0.000
Bruce Sutter, R (10, 1) ERA: 3.06	2.0		8	2	0	0	1	0	1	0	0	0	0	9	13	0.00	1.000
John Martin, L (12, 1) ERA: 3.54	1.0	W	4	1	0	0	0	0	0	0	0	0	0	4	4	0.00	1.000

PITCHER	IP	WLS	BF	H	R	ER	SO	BB	IBB	HBP	BLK	WP	HR	S	P	ERA	WHIP

TOP

Montreal Expos @ St. Louis Cardinals

Busch Stadium, St. Louis, MO

Fri May 13 1983, 7:05 PM CDT

Att. 22,703 - Unknown

livebaseballscorecards.com

AB	47
R	4
H	13
RBI	4
BB	2
SO	3
LOB	18

Batter	1	2	3	4	5	6	7	8	9	10	11	12	AB	R	H	RBI	BB	SO	LOB
Ozzie Smith, S (1, 6) OBP: 0.286, SLG: 0.284	F2		E6 S 2B	CS 3-H	F9		F7		IBB		1B PB 1B		5	1	1	0	1	0	0
Willie McGee, S (1, 8) OBP: 0.364, SLG: 0.373	1-3		K 1-2		5-3			F9	K		1-3 1B		6	0	1	0	0	2	4
Keith Hernandez, L (1, 3) OBP: 0.345, SLG: 0.467	2B 1B		F8 2-H 2B		F8			1B	4-3		F8		6	1	3	1	0	0	5
George Hendrick, R (1, 9) OBP: 0.404, SLG: 0.632	1-H 2B		F8 2-3			1B 1B		K		P4		HR	6	1	3	2	0	1	2
Lonnie Smith, R (1, 7) OBP: 0.367, SLG: 0.463		E S 2B 1B	K			K		K		BB			4	1	1	0	1	3	3
Ken Oberkfell, L (1, 5) OBP: 0.364, SLG: 0.333	P4 1-3			F8 1B CS BB		G4-6-3 1-2 1B			SH3 2B BB		F7		3	1	1	0	2	0	2
Glenn Brummer, R (1, 2) OBP: 0.400, SLG: 0.533	6-3 3-H 2B			1-2 1B		G4-6-3 1-2f			SH3 1-2		F8		4	0	2	1	0	0	3
Mike Ramsey, S (1, 4) OBP: 0.329, SLG: 0.368 Dane Iorg, L (9, PH) OBP: 0.455, SLG: 0.529 Rafael Santana, R (9, PR) OBP: 0.750, SLG: 0.667 (10, 4) Steve Braun, L (11, PH) John Martin, S (12, 1)	6-3 2-3			F8 2-3			5-3		2B 1B		6-3		3 1 0 1 0	0 0 0 0 0	0 1 0 0 0	0 0 0 0 0	0 0 0 0 0	0 0 0 0 0	3 0 0 0 0
Joaquin Andujar, S (1, 1) OBP: 0.235, SLG: 0.235 Dave Von Ohlen, L (6, 1) David Green, R (7, PH) OBP: 0.286, SLG: 0.357 Doug Bair, R (8, 1) Darrell Porter, L (9, PH) OBP: 0.376, SLG: 0.543 Bruce Sutter, R (10, 1) Tom Herr, S (11, PH) OBP: 0.333, SLG: 0.400 (12, 4)	P6			P4			F8		1-3 2-H 2B		K		2 0 1 0 0 1 0	0 0 0 0 0 0 0	0 0 0 0 1 0 1	0 0 0 0 1 0 0	0 0 0 0 0 0 0	0 0 0 0 0 0 1	3 0 0 0 0 0 0
Inning Stats	R: 1 H: 2 E: 0 LOB: 1 K: 0 BB: 0 S: 4 P: 4	R: 1 H: 2 E: 0 LOB: 0 K: 0 BB: 0 S: 5 P: 5	R: 1 H: 1 E: 1 LOB: 1 K: 2 BB: 0 S: 9 P: 9	R: 0 H: 1 E: 0 LOB: 1 K: 0 BB: 1 S: 3 P: 7	R: 0 H: 0 E: 0 LOB: 0 K: 0 BB: 0 S: 3 P: 3	R: 0 H: 2 E: 0 LOB: 1 K: 1 BB: 0 S: 6 P: 6	R: 0 H: 0 E: 0 LOB: 0 K: 0 BB: 0 S: 3 P: 3	R: 0 H: 1 E: 0 LOB: 1 K: 2 BB: 0 S: 8 P: 8	R: 1 H: 2 E: 0 LOB: 3 K: 1 BB: 2 S: 7 P: 15	R: 0 H: 0 E: 0 LOB: 1 K: 0 BB: 1 S: 3 P: 7	R: 0 H: 2 E: 1 LOB: 2 K: 1 BB: 0 S: 7 P: 7	R: 1 H: 1 E: 0 LOB: 0 K: 0 BB: 0 S: 1 P: 1	1B: 9 2B: 4 3B: 0 HR: 1	SF: 0 SAC: 1 DP: 1 HBP: 0	WP: 0 PA: 50 PB: 1 SB: 2 CS: 1			

PITCHER		IP	WLS	BF	H	R	ER	SO	BB	IBB	HBP	BLK	WP	HR	S	P	ERA	WHIP
Chris Welsh, L ERA: 2.49	(1, 1)	7.1		30	9	3	2	3	1	0	0	0	0	0	35	39	2.46	1.364
Jeff Reardon, R ERA: 3.65	(8, 1)	1.0		5	1	1	1	2	1	0	0	0	0	0	8	12	9.00	2.000
Dan Schatzeder, L ERA: 1.54	(9, 1)	1.2		8	1	0	0	1	1	1	0	0	0	0	8	16	0.00	1.200
Bryn Smith, R ERA: 3.95	(11, 1)	1.0	L	6	3	1	1	1	0	0	0	0	0	1	8	8	9.00	3.000

PITCHER	IP	WLS	BF	H	R	ER	SO	BB	IBB	HBP	BLK	WP	HR	S	P	ERA	WHIP

BOTTOM

Montreal Expos @ St. Louis Cardinals

Busch Stadium, St. Louis, MO

Fri May 13 1983, 7:05 PM CDT

Att. 22,703 - Unknown

livebaseballscorecards.com

AB	44
R	5
H	14
RBI	5
BB	4
SO	7
LOB	25

Montreal Expos @ St. Louis Cardinals

Busch Stadium, St. Louis, MO

Sat May 14 1983, 3:33 AM CDT

Att. 25,887 - Unknown

TOP

livebaseballscorecards.com

Batter	1	2	3	4	5	6	7	8	9	10	11	AB	R	H	RBI	BB	SO	LOB
Tim Raines, S (1, 7) OBP: 0.353, SLG: 0.331	WP 1B		5-3		FC6 BB		5-3		FC6-4 1-2f			4	0	1	0	1	0	1
Jim Wohlford, R (1, 9) OBP: 0.292, SLG: 0.458	F8 1-2		2B		FC6 1-2f			F8		F8		5	0	1	0	0	0	3
Andre Dawson, R (1, 8) OBP: 0.362, SLG: 0.632	6-3		F9			G5-4-3 1B		L9		F3		5	0	1	0	0	0	2
Gary Carter, R (1, 3) (9, 2) OBP: 0.278, SLG: 0.412	K			6-3		G5-4-3 1-2f		5-3		6-3		5	0	0	0	0	1	2
Tim Wallach, R (1, 5) OBP: 0.296, SLG: 0.449		F9		P4		BB HBP			5-3		6-3	4	0	0	0	0	0	0
Chris Speier, R (1, 6) OBP: 0.340, SLG: 0.250		5-3		L8		BB 1-2			F3 1B 1B BB		G1-6-3 1B	3	1	1	0	2	0	0
Bobby Ramos, R (1, 2) OBP: 0.364, SLG: 0.500		1B			6-3	K						3	0	1	0	0	1	2
Al Oliver, L (9, PH) (9, 3) OBP: 0.336, SLG: 0.425									F3 1-2 1B		G1-6-3 1-2f	2	1	1	0	0	0	1
Doug Flynn, R (1, 4) OBP: 0.250, SLG: 0.268		F3			SH1-4 1B		F9		F3 1-2 2-3			4	0	1	0	0	0	3
Steve Rogers, R (1, 1) OBP: 0.143, SLG: 0.100			L9		SH1-4 1-2		1-3		FC6-4 2-H 3-H 1B			2	0	0	0	0	0	0
Warren Cromartie, L (9, PH) OBP: 0.379, SLG: 0.456												1	0	1	2	0	0	0
Jeff Reardon, R (9, 1)												0	0	0	0	0	0	0
Inning Stats	R: 0 E: 0 K: 1 S: 6 H: 1 LOB: 1 BB: 0 P: 6	R: 0 E: 0 K: 0 S: 4 H: 1 LOB: 1 BB: 0 P: 4	R: 0 E: 0 K: 0 S: 4 H: 1 LOB: 1 BB: 0 P: 4	R: 0 E: 0 K: 0 S: 3 H: 0 LOB: 0 BB: 0 P: 3	R: 0 E: 0 K: 0 S: 4 H: 1 LOB: 2 BB: 1 P: 8	R: 0 E: 0 K: 1 S: 5 H: 1 LOB: 2 BB: 1 P: 10	R: 0 E: 0 K: 0 S: 3 H: 0 LOB: 0 BB: 0 P: 3	R: 0 E: 0 K: 0 S: 3 H: 0 LOB: 0 BB: 0 P: 3	R: 2 E: 0 K: 0 S: 5 H: 2 LOB: 1 BB: 1 P: 9	R: 0 E: 0 K: 0 S: 3 H: 0 LOB: 0 BB: 0 P: 3	R: 0 E: 0 K: 0 S: 3 H: 1 LOB: 0 BB: 0 P: 3	1B: 7 2B: 1 3B: 0 HR: 0	SF: 0 SAC: 1 DP: 2 HBP: 1					

PITCHER		IP	WLS	BF	H	R	ER	SO	BB	IBB	HBP	BLK	WP	HR	S	P	ERA	WHIP
Dave LaPoint, L ERA: 2.23	(1, 1)	9.0		37	7	2	2	2	3	0	1	0	1	0	37	50	2.00	1.111
Bruce Sutter, R ERA: 2.75	(10, 1)	2.0	W	6	1	0	0	0	0	0	0	0	0	0	6	6	0.00	0.500

PITCHER	IP	WLS	BF	H	R	ER	SO	BB	IBB	HBP	BLK	WP	HR	S	P	ERA	WHIP

AB	38
R	2
H	8
RBI	2
BB	3
SO	2
LOB	14

WP: 1 PA: 43
PB: 0
SB: 0
CS: 0

Montreal Expos @ St. Louis Cardinals

Busch Stadium, St. Louis, MO

Sat May 14 1983, 3:33 AM CDT

Att. 25,887 - Unknown

livebaseballscorecards.com

Batter	1	2	3	4	5	6	7	8	9	10	11	AB	R	H	RBI	BB	SO	LOB
Willie McGee, S (1, 8) OBP: 0.350, SLG: 0.345	BBB 4-0 E S 2B BB		SSS 0-3 ① K2-3		x 0-0 ③ F4-3			SSS 0-3 ① K		x 0-0 ③ L3		4	1	0	0	1	2	0
Ken Oberkfell, L (1, 5) OBP: 0.374, SLG: 0.350	x 0-0 F6-4-3 1-H 2B		BBB 4-0 F4-3 BB			SSS 0-3 ① K		x 0-0 ② 3-1			x 0-0 2B 1B 1B	4	1	2	1	1	1	0
Dane Iorg, L (1, 9) OBP: 0.423, SLG: 0.450 George Hendrick, R (9, 9) OBP: 0.400, SLG: 0.625	H 1-0 F6-4-3 HBP		x 0-0 ② F4-3 1-2			x 0-0 ② F4-3		x 0-0 ③ 1-3			x 0-0 ① P5	3 1	0 0	0 0	0 0	0 0	0 0	1 1
Keith Hernandez, L (1, 3) OBP: 0.347, SLG: 0.473	x 0-0 ① ② F6-4-3 1-2 2-3		SSS 0-3 ③ K			x 0-0 CS 1B			x 0-0 ① G3		x 0-0 1B 1-3 2B	5	0	2	0	0	1	3
Darrell Porter, L (1, 2) OBP: 0.378, SLG: 0.565	SSS 0-3 ③ K			x 0-0 ① F8		0-0 ③ CS 1-2	x 0-0 HR		SSS 0-3 ② K		III 4-0 1B IBB	4	1	1	1	1	2	1
Steve Braun, L (1, 7) OBP: 0.500, SLG: 0.167 David Green, R (7, PR) OBP: 0.299, SLG: 0.366 (8, 7) Bruce Sutter, R (10, 1) Jamie Quirk, L (11, PH) OBP: 0.250, SLG: 0.375		BBB 4-0 CS BB		x 0-0 ② F7			x 0-0 F4-3 S 1B		x 0-0 1B		SSS 0-3 ② K	2 1 0 1	0 0 0 0	1 1 0 0	0 0 0 0	1 0 0 1	0 0 0 3	0 0 0 0
Tom Herr, S (1, 4) OBP: 0.342, SLG: 0.382	BBB 4-0 ① F4-3 1-2 BB			x 0-0 ③ F8		x 0-0 ① F8 1-2		x 0-0 ③ F9			x 0-0 1-2 2-3 3-H 1B	4	0	1	1	1	0	2
Ozzie Smith, S (1, 6) OBP: 0.285, SLG: 0.283	x 0-0 ② F4-3 1-2				x 0-0 B1-6-4 1B		x 0-0 ② F4-3 2-3			x 0-0 ① F4-3		4	0	1	0	0	0	3
Dave LaPoint, L (1, 1) OBP: 0.125, SLG: 0.125 Lonnie Smith, R (10, 7) OBP: 0.364, SLG: 0.459	x 0-0 ③ G1				x 0-0 ① ② B1-6-4 1-2f		x 0-0 ③ G1			SSS 0-3 ② K		3 1	0 0	0 0	0 0	0 0	0 1	4 0
Inning Stats	R: 1 H: 1 E: 0 LOB: 1 K: 1 BB: 1 S: 5 P: 10	R: 0 H: 0 E: 0 LOB: 1 K: 0 BB: 2 S: 2 P: 10	R: 0 H: 0 E: 0 LOB: 1 K: 2 BB: 1 S: 7 P: 11	R: 0 H: 0 E: 0 LOB: 0 K: 0 BB: 0 S: 3 P: 3	R: 0 H: 0 E: 0 LOB: 0 K: 0 BB: 0 S: 3 P: 3	R: 0 H: 1 E: 0 LOB: 0 K: 1 BB: 0 S: 5 P: 5	R: 1 H: 2 E: 0 LOB: 2 K: 0 BB: 0 S: 5 P: 5	R: 0 H: 0 E: 0 LOB: 0 K: 1 BB: 0 S: 5 P: 5	R: 0 H: 1 E: 0 LOB: 1 K: 1 BB: 0 S: 6 P: 6	R: 0 H: 0 E: 0 LOB: 0 K: 1 BB: 0 S: 5 P: 5	R: 1 H: 3 E: 0 LOB: 3 K: 1 BB: 1 S: 7 P: 11	1B: 6 SF: 0 2B: 2 SAC: 0 3B: 0 DP: 2 HR: 1 HBP: 1						

AB	37
R	3
H	9
RBI	3
BB	5
SO	8
LOB	18

WP: 0 PA: 44
PB: 0
SB: 2
CS: 2

PITCHER	IP	WLS	BF	H	R	ER	SO	BB	IBB	HBP	BLK	WP	HR	S	P	ERA	WHIP
Steve Rogers, R (1, 1) ERA: 2.6	8.0		30	5	2	2	5	4	0	1	0	0	1	35	52	2.25	1.125
Jeff Reardon, R (9, 1) ERA: 3.6	2.2	L	13	4	1	1	3	0	1	0	0	0	0	18	22	3.38	1.500

PITCHER	IP	WLS	BF	H	R	ER	SO	BB	IBB	HBP	BLK	WP	HR	S	P	ERA	WHIP

Montreal Expos @ St. Louis Cardinals

Busch Stadium, St. Louis, MO

Sun May 15 1983, 3:33 AM CDT

Att. 36,157 - Unknown

TOP

livebaseballscorecards.com

Batter	1	2	3	4	5	6	7	8	9	AB	R	H	RBI	BB	SO	LOB
Tim Raines, S (1, 7) OBP: 0.364, SLG: 0.352	0-0 CS 1B		S S S 0-3 ② K			0-0 F9 2B 2B		0-0 4-3 2B 1B		4	2	3	0	0	1	0
Warren Cromartie, L (1, 9) OBP: 0.363, SLG: 0.434	0-0 ① ② 3-1 1-2		0-0 ③ L9			0-0 ① F9 2-3		0-0 ① 4-3 1-2		4	0	0	0	0	0	3
Andre Dawson, R (1, 8) OBP: 0.366, SLG: 0.636	0-0 E7 1B			0-0 ① 4-3		0-0 3-H 2B		0-0 ② F8		4	0	2	1	0	0	1
Al Oliver, L (1, 3) OBP: 0.333, SLG: 0.427	0-0 ③ G3			0-0 ② G3		0-0 ② 5-3		0-0 2-H 2B		4	0	1	1	0	0	2
Gary Carter, R (1, 2) OBP: 0.277, SLG: 0.398		H 1-0 4-3 HBP		0-0 ③ P6		0-0 ③ F8		0-0 ③ F3		3	0	0	0	0	0	2
Tim Wallach, R (1, 5) OBP: 0.294, SLG: 0.441		0-0 ① 4-3 1-2			0-0 F3 PB 1B		S S S 0-3 ① K		0-0 ① L8	4	0	1	0	0	1	1
Chris Speier, R (1, 6) OBP: 0.314, SLG: 0.227		0-0 ② F7			0-0 ① 5-3 1-2		0-0 ② L5		0-0 ② 5-3	4	0	0	0	0	0	2
Doug Flynn, R (1, 4) OBP: 0.250, SLG: 0.267		0-0 ③ F1			0-0 ② F3 2-3		0-0 1B		0-0 ③ F7	4	0	1	0	0	0	2
Scott Sanderson, R (1, 1) OBP: 0.154, SLG: 0.231			S S S 0-3 ① K		0-0 ③ 4-3		0-0 ③ P6			2	0	0	0	0	1	1
Randy Lerch, L (6, 1) OBP: 0.667, SLG: 0.500										0	0	0	0	0	0	0
Bryan Little, S (7, PH) OBP: 0.340, SLG: 0.304										1	0	0	0	0	0	1
Ray Burris, R (7, 1)										0	0	0	0	0	0	0

	AB	34
	R	2
	H	8
	RBI	2
	BB	0
	SO	3
	LOB	15

Inning Stats										
	R: 0	H: 2	R: 0	H: 0	R: 0	H: 0	R: 0	H: 0	R: 0	H: 1
	E: 1	LOB: 1	E: 0	LOB: 1	E: 0	LOB: 0	E: 0	LOB: 0	E: 0	LOB: 1
	K: 0	BB: 0	K: 0	BB: 0	K: 2	BB: 0	K: 0	BB: 0	K: 0	BB: 0
	S: 4	P: 4	S: 3	P: 4	S: 7	P: 7	S: 3	P: 3	S: 4	P: 4

	R: 1	H: 2	R: 0	H: 1	R: 1	H: 2	R: 0	H: 0	1B: 5	SF: 0	WP: 0	PA: 35
	E: 0	LOB: 1	E: 0	LOB: 1	E: 0	LOB: 1	E: 0	LOB: 0	2B: 3	SAC: 0	PB: 1	
	K: 0	BB: 0	K: 1	BB: 0	K: 0	BB: 0	K: 0	BB: 0	3B: 0	DP: 0	SB: 0	
	S: 5	P: 5	S: 6	P: 6	S: 5	P: 5	S: 3	P: 3	HR: 0	HBP: 1	CS: 1	

PITCHER	IP	WLS	BF	H	R	ER	SO	BB	IBB	HBP	BLK	WP	HR	S	P	ERA	WHIP
John Stuper, R (1, 1) ERA: 4.46	9.0	W	35	8	2	2	3	0	0	1	0	0	0	40	41	2.00	0.889

PITCHER	IP	WLS	BF	H	R	ER	SO	BB	IBB	HBP	BLK	WP	HR	S	P	ERA	WHIP

Batter	1	2	3	4	5	6	7	8	9	AB	R	H	RBI	BB	SO	LOB
Lonnie Smith, R (1, 7) OBP: 0.365, SLG: 0.456 David Green, R (9, 7) OBP: 0.299, SLG: 0.366	x 0-0 CS 1B	x 0-0 ③ F9		x 0-0 ② F9		x 0-0 IHR 1B		x 0-0 ③ F9		5 0	1 0	2 0	0 0	0 0	0 0	2 0
Willie McGee, S (1, 8) OBP: 0.375, SLG: 0.414	B B B B 4-0 ① BB 1B 1-2 BB		x 0-0 2B 1B	x 0-0 ③ F8		x 0-0 1-H IHR				3	2	2	2	1	0	1
Keith Hernandez, L (1, 3) OBP: 0.368, SLG: 0.509	x 0-0 BB 1-2 1B		x 0-0 1-H F4-3 2B		x 0-0 F9 FC5-2 2B	x 0-0 1B				4	1	4	1	0	0	0
Darrell Porter, L (1, 2) OBP: 0.373, SLG: 0.545	B B B B 4-0 1-2 2-3 BB		x 0-0 ① F4-3 3-H		x 0-0 ① F9 2-3	S S S 0-3 ③ K				3	0	0	1	1	1	2
George Hendrick, R (1, 9) OBP: 0.394, SLG: 0.606	S S S 0-3 ② K		B B B B 4-0 CS BB		x 0-0 ② FC5-2 1B 3-H		x 0-0 ① F8			3	0	0	0	1	1	4
Ken Oberkfell, L (1, 5) OBP: 0.378, SLG: 0.350	x 0-0 ③ F9		B B B B 4-0 ② 1-2 BB		x 0-0 1-2 1B		x 0-0 ② F9			3	0	1	0	1	0	3
Tom Herr, S (1, 4) OBP: 0.333, SLG: 0.368		x 0-0 SH1-4 1B	x 0-0 ③ P5		x 0-0 ③ F4-3		x 0-0 ③ F7			4	0	1	0	0	0	3
Ozzie Smith, S (1, 6) OBP: 0.276, SLG: 0.274		x 0-0 ① F9		x 0-0 ① F7		x 0-0 ① 5-3		x 0-0 ① 5-3		4	0	0	0	0	0	1
John Stuper, R (1, 1) OBP: 0.400, SLG: 0.333		x 0-0 ② SH1-4 1-2		x 0-0 1B		x 0-0 ② F4-3		S S S 0-3 ② K		3	0	1	0	0	1	0
Inning Stats	R: 0 H: 2 E: 0 LOB: 3 K: 1 BB: 2 S: 6 P: 14	R: 0 H: 1 E: 0 LOB: 1 K: 0 BB: 0 S: 4 P: 4	R: 2 H: 2 E: 0 LOB: 1 K: 0 BB: 2 S: 4 P: 12	R: 0 H: 1 E: 0 LOB: 1 K: 0 BB: 0 S: 4 P: 4	R: 0 H: 2 E: 0 LOB: 2 K: 0 BB: 0 S: 5 P: 5	R: 2 H: 3 E: 0 LOB: 1 K: 1 BB: 0 S: 8 P: 8	R: 0 H: 0 E: 0 LOB: 0 K: 0 BB: 0 S: 3 P: 3	R: 0 H: 0 E: 0 LOB: 0 K: 1 BB: 0 S: 5 P: 5		1B: 8 SF: 0 2B: 2 SAC: 1 3B: 0 DP: 0 HR: 1 HBP: 0						

PITCHER		IP	WLS	BF	H	R	ER	SO	BB	IBB	HBP	BLK	WP	HR	S	P	ERA	WHIP
Scott Sanderson, R ERA: 4.82	(1, 1)	5.2	L	30	11	4	4	1	4	0	0	0	0	0	28	44	6.35	2.647
Randy Lerch, L ERA: 2.2	(6, 1)	0.1		1	0	0	0	1	0	0	0	0	0	0	3	3	0.00	0.000
Ray Burris, R ERA: 2.45	(7, 1)	2.0		6	0	0	0	1	0	0	0	0	0	0	8	8	0.00	0.000

PITCHER	IP	WLS	BF	H	R	ER	SO	BB	IBB	HBP	BLK	WP	HR	S	P	ERA	WHIP

BOTTOM

Montreal Expos @ St. Louis Cardinals

Busch Stadium, St. Louis, MO

Sun May 15 1983, 3:33 AM CDT

Att. 36,157 - Unknown

livebaseballscorecards.com

AB	32
R	4
H	11
RBI	4
BB	4
SO	3
LOB	16

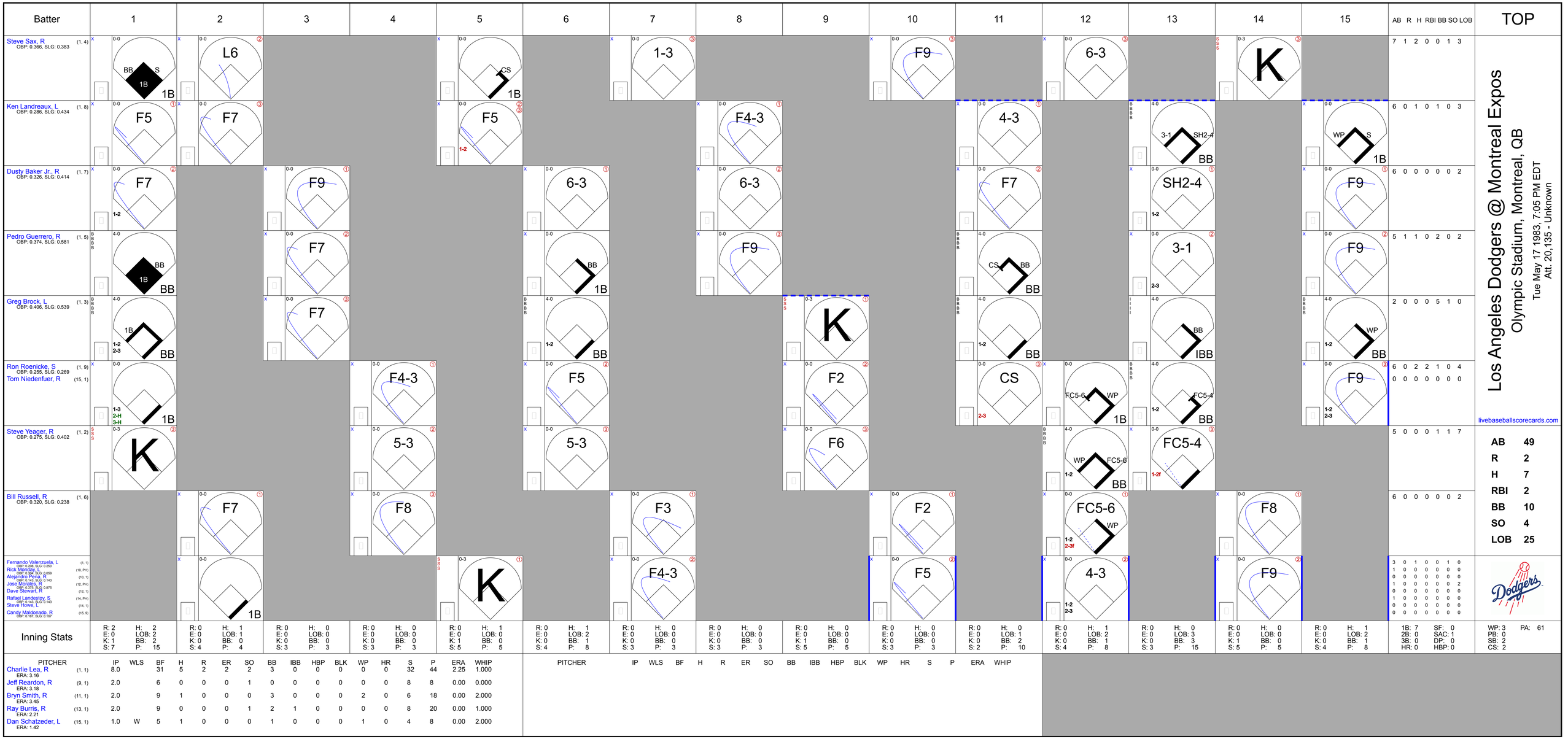
Batter
1
2
3
4
5
6
7
8
9
10
11
12
13
14
15
AB R H RBI BB SO LOB
TOP
Steve Sax, R
OBP: 0.366, SLG: 0.383
(1, 4)
7 1 2 0 0 1 3
Ken Landreaux, L
OBP: 0.286, SLG: 0.434
(1, 8)
6 0 1 0 1 0 3
Dusty Baker Jr., R
OBP: 0.326, SLG: 0.414
(1, 7)
6 0 0 0 0 0 2
Pedro Guerrero, R
OBP: 0.374, SLG: 0.581
(1, 5)
5 1 1 0 2 0 2
Greg Brock, L
OBP: 0.406, SLG: 0.539
(1, 3)
2 0 0 0 5 1 0
Ron Roenicke, S
OBP: 0.255, SLG: 0.269
(1, 9)
6 0 2 2 1 0 4
Tom Niedenfuer, R
(15, 1)
0 0 0 0 0 0 0
Steve Yeager, R
OBP: 0.275, SLG: 0.402
(1, 2)
5 0 0 0 1 1 7
Bill Russell, R
OBP: 0.320, SLG: 0.238
(1, 6)
6 0 0 0 0 0 2
Fernando Valenzuela, L
OBP: 0.208, SLG: 0.250
(1, 1)
Rick Monday, L
OBP: 0.304, SLG: 0.059
(10, PH)
Alejandro Pena, R
OBP: 0.143, SLG: 0.143
(10, 1)
Jose Morales, R
OBP: 0.375, SLG: 0.875
(12, PH)
Dave Stewart, R
(12, 1)
Rafael Landestoy, S
OBP: 0.143, SLG: 0.143
(14, PH)
Steve Howe, L
(14, 1)
Candy Maldonado, R
OBP: 0.167, SLG: 0.167
(15, 9)
3 0 1 0 0 1 0
1 0 0 0 0 0 0
0 0 0 0 0 0 0
1 0 0 0 0 0 2
0 0 0 0 0 0 0
1 0 0 0 0 0 0
0 0 0 0 0 0 0
0 0 0 0 0 0 0
Inning Stats
R: 2 H: 2
E: 0 LOB: 2
K: 1 BB: 2
S: 7 P: 15
R: 0 H: 1
E: 0 LOB: 1
K: 0 BB: 0
S: 4 P: 4
R: 0 H: 0
E: 0 LOB: 0
K: 0 BB: 0
S: 3 P: 3
R: 0 H: 0
E: 0 LOB: 0
K: 0 BB: 0
S: 3 P: 3
R: 0 H: 0
E: 0 LOB: 0
K: 1 BB: 0
S: 5 P: 5
R: 0 H: 1
E: 0 LOB: 0
K: 0 BB: 0
S: 4 P: 8
R: 0 H: 0
E: 0 LOB: 0
K: 3 BB: 0
S: 3 P: 3
R: 0 H: 0
E: 0 LOB: 0
K: 1 BB: 0
S: 5 P: 5
R: 0 H: 0
E: 0 LOB: 0
K: 0 BB: 0
S: 3 P: 3
R: 0 H: 0
E: 0 LOB: 1
K: 0 BB: 2
S: 2 P: 10
R: 0 H: 1
E: 0 LOB: 2
K: 0 BB: 1
S: 4 P: 8
R: 0 H: 0
E: 0 LOB: 3
K: 0 BB: 3
S: 3 P: 15
R: 0 H: 0
E: 0 LOB: 0
K: 1 BB: 0
S: 5 P: 5
R: 0 H: 1
E: 0 LOB: 2
K: 0 BB: 1
S: 4 P: 8
1B: 7 SF: 0
2B: 0 SAC: 1
3B: 0 DP: 0
HR: 0 HBP: 0
WP: 3 PA: 61
PB: 0
SB: 2
CS: 2
PITCHER
IP WLS BF H R ER SO BB IBB HBP BLK WP HR S P ERA WHIP
Charlie Lea, R (1, 1) 8.0 31 5 2 2 2 3 0 0 0 0 0 32 44 2.25 1.000
ERA: 3.16
Jeff Reardon, R (9, 1) 2.0 6 0 0 0 1 0 0 0 0 0 0 8 8 0.00 0.000
ERA: 3.18
Bryn Smith, R (11, 1) 2.0 9 1 0 0 0 3 0 0 0 2 0 6 18 0.00 2.000
ERA: 3.45
Ray Burris, R (13, 1) 2.0 9 0 0 0 1 2 1 0 0 0 0 8 20 0.00 1.000
ERA: 2.21
Dan Schatzeder, L (15, 1) 1.0 W 5 1 0 0 0 1 0 0 0 1 0 4 8 0.00 2.000
ERA: 1.42
PITCHER
IP WLS BF H R ER SO BB IBB HBP BLK WP HR S P ERA WHIP
Los Angeles Dodgers @ Montreal Expos
Olympic Stadium, Montreal, QB
Tue May 17 1983, 7:05 PM EDT
Att. 20,135 - Unknown
livebaseballscorecards.com
AB 49
R 2
H 7
RBI 2
BB 10
SO 4
LOB 25

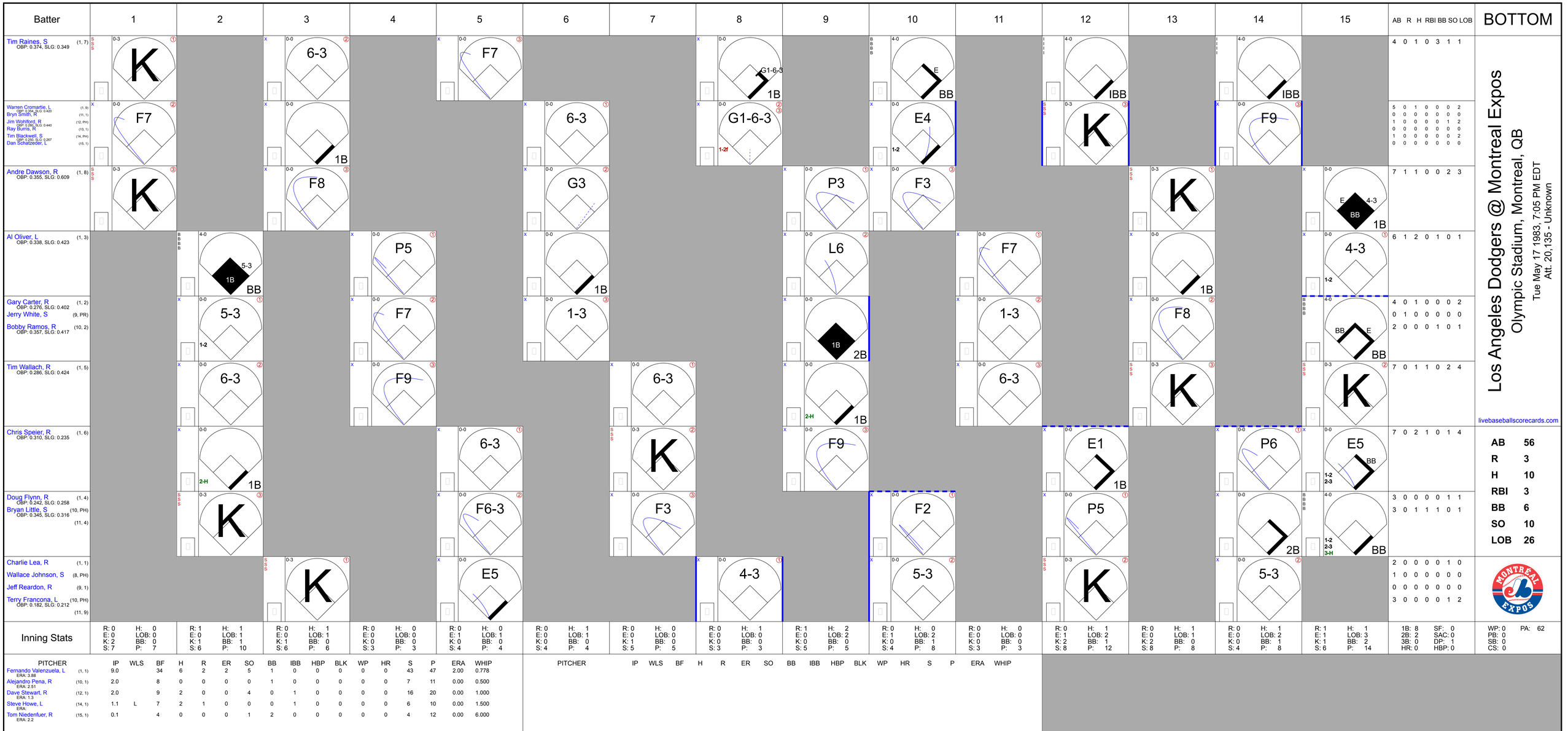
Batter
1
2
3
4
5
6
7
8
9
10
11
12
13
14
15
AB R H RBI BB SO LOB
BOTTOM
Tim Raines, S (1, 7) OBP: 0.374, SLG: 0.349
Warren Cromartie, L (1, 9) OBP: 0.364, SLG: 0.420
Bryn Smith, R (11, 1)
Jim Wohlford, R (12, PH) OBP: 0.286, SLG: 0.440
Ray Burris, R (13, 1)
Tim Blackwell, S (14, PH) OBP: 0.250, SLG: 0.267
Dan Schatzeder, L (15, 1)
Andre Dawson, R (1, 8) OBP: 0.355, SLG: 0.609
Al Oliver, L (1, 3) OBP: 0.338, SLG: 0.423
Gary Carter, R (1, 2) OBP: 0.276, SLG: 0.402
Jerry White, S (9, PR)
Bobby Ramos, R (10, 2) OBP: 0.357, SLG: 0.417
Tim Wallach, R (1, 5) OBP: 0.286, SLG: 0.424
Chris Speier, R (1, 6) OBP: 0.310, SLG: 0.235
Doug Flynn, R (1, 4) OBP: 0.242, SLG: 0.258
Bryan Little, S (10, PH) OBP: 0.345, SLG: 0.316
(11, 4)
Charlie Lea, R (1, 1)
Wallace Johnson, S (8, PH)
Jeff Reardon, R (9, 1)
Terry Francona, L (10, PH) OBP: 0.182, SLG: 0.212
(11, 9)
Inning Stats
PITCHER IP WLS BF H R ER SO BB IBB HBP BLK WP HR S P ERA WHIP
Fernando Valenzuela, L (1, 1) ERA: 3.88 9.0 34 6 2 2 5 1 0 0 0 0 0 43 47 2.00 0.778
Alejandro Pena, R (10, 1) ERA: 2.51 2.0 8 0 0 0 0 1 0 0 0 0 0 7 11 0.00 0.500
Dave Stewart, R (12, 1) ERA: 1.3 2.0 9 2 0 0 4 0 1 0 0 0 0 16 20 0.00 1.000
Steve Howe, L (14, 1) ERA: 1.1 L 7 2 1 0 0 0 1 0 0 0 0 0 6 10 0.00 1.500
Tom Niedenfuer, R (15, 1) ERA: 2.2 0.1 4 0 0 0 1 2 0 0 0 0 0 4 12 0.00 6.000
PITCHER IP WLS BF H R ER SO BB IBB HBP BLK WP HR S P ERA WHIP
Los Angeles Dodgers @ Montreal Expos
Olympic Stadium, Montreal, QB
Tue May 17 1983, 7:05 PM EDT
Att. 20,135 - Unknown
livebaseballscorecards.com
AB 56
R 3
H 10
RBI 3
BB 6
SO 10
LOB 26
1B: 8 SF: 0
2B: 2 SAC: 0
3B: 0 DP: 1
HR: 0 HBP: 0
WP: 0 PA: 62
PB: 0
SB: 0
CS: 0

Los Angeles Dodgers @ Montreal Expos

Olympic Stadium, Montreal, QB

Wed May 18 1983, 7:05 PM EDT

Att. 18,779 - Unknown

TOP

livebaseballscorecards.com

Batter	1	2	3	4	5	6	7	8	9	AB	R	H	RBI	BB	SO	LOB
Steve Sax, R (1, 4) OBP: 0.373, SLG: 0.406	0-0 2B		0-0 FC6 2B		0-0 ① F8	0-0 1B 2-H 1B	0-0 ③ 6-3			5	2	3	1	0	0	1
Ken Landreaux, L (1, 8) OBP: 0.297, SLG: 0.449	0-0 2B 2-H 2B		0-0 ① P5		0-0 BB HR 1-2 1B	0-0 2B 2-3 1B		0-0 ① F9		5	3	3	1	0	0	1
Dusty Baker Jr., R (1, 7) OBP: 0.322, SLG: 0.414 Rafael Landestoy, S (8, 5) OBP: 0.143, SLG: 0.143	0-0 ① F4		0-0 ② FC6 2-3		0-0 ② F2	0-0 1B 1-H 3-H 2B		0-0 ② P6		5 0	1 0	1 0	2 0	0 0	0 0	4 0
Pedro Guerrero, R (1, 5) OBP: 0.388, SLG: 0.588 Pat Zachry, R (8, 1) Dave Sax, R (9, 2)	0-0 1B 2-H 2B		0-0 ③ F8		BBB 4-0 1-2 2-3 HR BB	BBB 4-0 1B BB		H 1-0 HR HBP		2 0 0	3 0 0	1 0 0	1 0 0	2 0 0	0 0 0	1 0 0
Greg Brock, L (1, 3) OBP: 0.405, SLG: 0.583	0-0 ② F8			0-0 ① F9	0-0 1-H 2-H 3-H HR	0-0 ② F7		0-0 1-H HR		5	2	2	6	0	0	3
Ron Roenicke, S (1, 9) OBP: 0.276, SLG: 0.278 Dave Stewart, R (5, 1) OBP: 0.200, SLG: 0.200 Candy Maldonado, R (8, PH) (8, 7) OBP: 0.154, SLG: 0.154	0-0 CS 2-H 1B			0-0 ② F7	BBB 4-0 FC5-4 BB	0-0 1-2 2-H 1B		0-0 ③ 6-3		2 1 1	0 0 0	1 1 0	1 1 0	1 0 0	0 0 0	0 0 0
Steve Yeager, R (1, 2) OBP: 0.271, SLG: 0.391 Joe Beckwith, L (9, 1)	0-0 ③ CS 1-2	x 0-0 ① 1-3		0-0 1B	0-0 ③ FC5-4 1-2f	SSS 0-3 ③ K			x 0-0 ① 5-3	5 0	0 0	1 0	0 0	0 0	1 0	3 0
Dave Anderson, R (1, 6) OBP: 0.154, SLG: 0.167		x 0-0 ② F8		0-0 ③ F9		0-0 1B 2B	x 0-0 ① F2		0-0 ② 6-3	5	1	1	0	0	0	1
Burt Hooton, R (1, 1) Mike Marshall, R (5, 9) OBP: 0.337, SLG: 0.395		SSS 0-3 ③ K		BBB 4-0 BB 1B HR BB		SSS 0-3 ① K	x 0-0 ② 1-3		x 0-0 ③ 6-3	1 3	1 0	0 0	0 0	1 0	1 1	0 1
Inning Stats	R: 3 H: 4 E: 0 LOB: 0 K: 0 BB: 0 S: 6 P: 6	R: 0 H: 0 E: 0 LOB: 0 K: 1 BB: 0 S: 5 P: 5	R: 0 H: 1 E: 0 LOB: 1 K: 0 BB: 0 S: 4 P: 4	R: 0 H: 1 E: 0 LOB: 1 K: 0 BB: 0 S: 4 P: 4	R: 4 H: 2 E: 0 LOB: 1 K: 0 BB: 3 S: 5 P: 17	R: 4 H: 5 E: 0 LOB: 2 K: 2 BB: 1 S: 12 P: 16	R: 0 H: 0 E: 0 LOB: 0 K: 0 BB: 0 S: 3 P: 3	R: 2 H: 1 E: 0 LOB: 0 K: 0 BB: 0 S: 4 P: 5	R: 0 H: 0 E: 0 LOB: 0 K: 0 BB: 0 S: 3 P: 3	1B: 6 SF: 0 2B: 6 SAC: 0 3B: 0 DP: 0 HR: 2 HBP: 1						

AB	40
R	13
H	14
RBI	13
BB	4
SO	3
LOB	15

WP: 0 PA: 46
PB: 0
SB: 0
CS: 1

PITCHER		IP	WLS	BF	H	R	ER	SO	BB	IBB	HBP	BLK	WP	HR	S	P	ERA	WHIP
Bill Gullickson, R ERA: 4.91	(1, 1)	4.2	L	24	8	7	7	1	3	0	0	0	0	1	23	35	13.50	2.357
Ray Burris, R ERA: 2.18	(5, 1)	0.1		1	0	0	0	0	0	0	0	0	0	0	1	1	0.00	0.000
Randy Lerch, L ERA: 4.24	(6, 1)	0.2		8	5	4	4	1	1	0	0	0	0	0	9	13	54.00	9.000
Chris Welsh, L ERA: 3.0	(6, 1)	2.1		9	1	2	2	1	0	0	1	0	0	1	10	11	7.71	0.429
Dan Schatzeder, L ERA: 1.32	(9, 1)	1.0		3	0	0	0	0	0	0	0	0	0	0	3	3	0.00	0.000

PITCHER	IP	WLS	BF	H	R	ER	SO	BB	IBB	HBP	BLK	WP	HR	S	P	ERA	WHIP

Batter	1	2	3	4	5	6	7	8	9	AB	R	H	RBI	BB	SO	LOB
Tim Raines, S (1, 7) OBP: 0.375, SLG: 0.351	L4		1B		FC3-6, 1B 1-2 2-H	K			L5	5	0	2	1	0	1	1
Warren Cromartie, L (1, 9) OBP: 0.337, SLG: 0.398	6-3		F7		FC3-6 BB, 1B 1-2f 2-3		F7		K	5	0	0	0	0	1	3
Andre Dawson, R (1, 8) OBP: 0.350, SLG: 0.594	6-3		1-3		P4		P3		1B	5	0	1	0	0	0	3
Al Oliver, L (1, 3) OBP: 0.348, SLG: 0.430		BB, 1B		4-3	BB 1-2 3-H		6-3		1-2, 1B	5	0	3	1	0	0	0
Gary Carter, R (1, 2) OBP: 0.282, SLG: 0.427		F7		HR	BB 1-2 2-3			F9	F8	4	1	1	1	1	0	3
Tim Wallach, R (1, 5) OBP: 0.292, SLG: 0.417		BB 1-2		5-3	K			2B, BB		2	0	0	0	2	1	3
Chris Speier, R (1, 6) OBP: 0.306, SLG: 0.255		F8		F8		P5		1-3, 2B		4	0	1	0	0	0	2
Doug Flynn, R (1, 4) OBP: 0.253, SLG: 0.261		K			BB, 1B	FC4-6, BB		F2		3	1	1	0	1	1	4
Bill Gullickson, R (1, 1)			L6		FC3-6, 1B, 1B 1-2	FC4-6 1-2f		4-3		1	0	0	0	0	0	0
Ray Burris, R (5, 1)										0	0	0	0	0	0	0
Wallace Johnson, S (5, PH)										0	1	0	0	1	0	0
Randy Lerch, L (6, 1) OBP: 0.667, SLG: 0.500										0	0	0	0	0	0	0
Chris Welsh, L (6, 1) OBP: 0.250, SLG: 0.143										1	0	0	0	0	0	1
Terry Francona, L (8, PH) OBP: 0.176, SLG: 0.206										1	0	0	0	0	0	2
Dan Schatzeder, L (9, 1)										0	0	0	0	0	0	0
Inning Stats	R: 0 E: 0 K: 0 S: 3 H: 0 LOB: 0 BB: 0 P: 3	R: 0 E: 0 K: 1 S: 6 H: 1 LOB: 2 BB: 1 P: 10	R: 0 E: 0 K: 0 S: 4 H: 1 LOB: 1 BB: 0 P: 4	R: 1 E: 0 K: 0 S: 4 H: 1 LOB: 0 BB: 0 P: 4	R: 2 E: 0 K: 1 S: 8 H: 3 LOB: 3 BB: 2 P: 16	R: 0 E: 0 K: 1 S: 5 H: 0 LOB: 1 BB: 1 P: 9	R: 0 E: 0 K: 0 S: 3 H: 0 LOB: 0 BB: 0 P: 3	R: 0 E: 0 K: 0 S: 4 H: 1 LOB: 2 BB: 1 P: 8	R: 0 E: 0 K: 1 S: 7 H: 2 LOB: 2 BB: 0 P: 7	1B: 7 2B: 1 3B: 0 HR: 1 SF: 0 SAC: 0 DP: 0 HBP: 0						

PITCHER		IP	WLS	BF	H	R	ER	SO	BB	IBB	HBP	BLK	WP	HR	S	P	ERA	WHIP
Burt Hooton, R ERA: 5.22	(1, 1)	4.2		22	6	3	3	1	2	0	0	0	0	1	22	30	5.79	1.714
Dave Stewart, R ERA: 1.2	(5, 1)	2.1	W	9	0	0	0	2	2	0	0	0	0	0	11	19	0.00	0.857
Pat Zachry, R ERA: 4.0	(8, 1)	1.0		5	1	0	0	0	1	0	0	0	0	0	4	8	0.00	2.000
Joe Beckwith, R ERA: 3.75	(9, 1)	1.0		5	2	0	0	1	0	0	0	0	0	0	7	7	0.00	2.000

PITCHER	IP	WLS	BF	H	R	ER	SO	BB	IBB	HBP	BLK	WP	HR	S	P	ERA	WHIP

BOTTOM

Los Angeles Dodgers @ Montreal Expos

Olympic Stadium, Montreal, QB

Wed May 18 1983, 7:05 PM EDT

Att. 18,779 - Unknown

livebaseballscorecards.com

AB	36
R	3
H	9
RBI	3
BB	5
SO	4
LOB	22

Batter	1	2	3	4	5	6	7	8	9	AB	R	H	RBI	BB	SO	LOB
Johnnie LeMaster, R (1, 6) OBP: 0.396, SLG: 0.396	F4			5-3		F4-3		F6		4	0	0	0	0	0	2
Darrell Evans, L (1, 3) OBP: 0.439, SLG: 0.652	K			F9		F6		F8		4	0	0	0	0	1	2
Jack Clark, R (1, 9) OBP: 0.308, SLG: 0.323	K			BB 1B 1B		K		5-3		3	1	0	0	1	2	2
Chili Davis, S (1, 8) OBP: 0.375, SLG: 0.496		6-3		1B 1-2 1B			K		K	4	0	1	0	0	2	0
Jeffrey Leonard, R (1, 7) OBP: 0.250, SLG: 0.325		5-3		1-3 2-H 1B			2B		F9	4	0	2	1	0	0	0
Tom O'Malley, L (1, 5) OBP: 0.336, SLG: 0.280		K		F4-3			F5		K	4	0	0	0	0	2	3
Bob Brenly, R (1, 2) OBP: 0.318, SLG: 0.368			6-3		K		F8			3	0	0	0	0	1	1
Duane Kuiper, L (1, 4) OBP: 0.340, SLG: 0.281			F4-3		F4-3			BB 1B		3	0	1	0	0	0	0
Fred Breining, R (1, 1) OBP: 0.211, SLG: 0.118			9-1		K			1-2 BB		1	0	0	0	0	0	0
Renie Martin, R (3, 1) OBP: 0.500, SLG: 1.000										1	0	0	0	0	1	0
Max Venable, L (8, PH) OBP: 0.263, SLG: 0.440										0	0	0	0	1	0	0
Mark Calvert, R (8, 1)										0	0	0	0	0	0	0

TOP

San Francisco Giants @ Montreal Expos

Olympic Stadium, Montreal, QB

Fri May 20 1983, 7:05 PM EDT

Att. 25,143 - Unknown

livebaseballscorecards.com

AB	31
R	1
H	4
RBI	1
BB	2
SO	9
LOB	10

Inning Stats	1	2	3	4	5	6	7	8	9
	R: 0 E: 0 K: 2 S: 7	H: 0 LOB: 0 BB: 0 P: 7	R: 0 E: 0 K: 1 S: 5	H: 0 LOB: 0 BB: 0 P: 5	R: 0 E: 0 K: 0 S: 3	H: 0 LOB: 0 BB: 0 P: 3	R: 1 E: 0 K: 0 S: 5	H: 2 LOB: 2 BB: 1 P: 9	R: 0 E: 0 K: 2 S: 7	H: 0 LOB: 0 BB: 0 P: 7	R: 0 E: 0 K: 1 S: 5	H: 0 LOB: 0 BB: 0 P: 5	R: 0 E: 0 K: 1 S: 6	H: 1 LOB: 1 BB: 0 P: 6	R: 0 E: 0 K: 0 S: 4	H: 1 LOB: 2 BB: 1 P: 8	R: 0 E: 0 K: 2 S: 7	H: 0 LOB: 0 BB: 0 P: 7

| | | | | | | | | | |

Batter	1	2	3	4	5	6	7	8	9	AB	R	H	RBI	BB	SO	LOB
Tim Raines, S (1, 7) OBP: 0.372, SLG: 0.351	0-0 2B SF8 1B	0-3 K		0-0 F8		0-0 SF7 3-H				3	1	1	1	0	1	3
Warren Cromartie, L (1, 9) OBP: 0.343, SLG: 0.423	0-0 WP 1-3 2B	0-0 1-3 2-H 3-H 2B		0-0 1-3		0-0 FC4-6 1-2f				4	0	2	2	0	0	1
Andre Dawson, R (1, 8) OBP: 0.340, SLG: 0.581	0-0 SF8 3-H	0-3 K			0-3 K		0-0 5-3			3	0	0	1	0	2	2
Al Oliver, L (1, 3) OBP: 0.352, SLG: 0.455	0-0 F7 2-3		0-0 HR 1B		0-0 HR		0-0 F7			4	2	2	1	0	0	1
Terry Francona, L (8, 3) OBP: 0.176, SLG: 0.206										0	0	0	0	0	0	0
Gary Carter, R (1, 2) OBP: 0.281, SLG: 0.450	0-0 F8		0-0 1-H HR		0-0 F8		0-0 5-3			4	1	1	2	0	0	1
Tim Wallach, R (1, 5) OBP: 0.291, SLG: 0.411		0-0 F7	0-0 1-3		0-0 CS 1B			0-0 6-3		4	0	1	0	0	0	0
Chris Speier, R (1, 6) OBP: 0.333, SLG: 0.293		0-0 E 2B 1B	0-3 K		0-0 CS 1-2	0-0 1B SF7 2B		4-0 BB		3	2	2	0	1	1	0
Doug Flynn, R (1, 4) OBP: 0.242, SLG: 0.250		0-0 F1 SH 1-3 2B	0-0 F9			0-0 F6		0-0 F9		4	1	0	0	0	0	3
Steve Rogers, R (1, 1) OBP: 0.167, SLG: 0.130		0-0 SH 2B 1-2		0-0 F4		0-0 FC4-6 2-3 1B		0-0 1-3		3	0	1	0	0	0	1
Inning Stats	R: 1 H: 2 E: 0 LOB: 1 K: 0 BB: 0 S: 5 P: 5	R: 2 H: 2 E: 2 LOB: 2 K: 2 BB: 0 S: 11 P: 11	R: 2 H: 2 E: 0 LOB: 0 K: 1 BB: 0 S: 7 P: 7	R: 0 H: 0 E: 0 LOB: 0 K: 0 BB: 0 S: 3 P: 3	R: 1 H: 2 E: 0 LOB: 0 K: 1 BB: 0 S: 6 P: 6	R: 1 H: 2 E: 0 LOB: 1 K: 0 BB: 0 S: 5 P: 5	R: 0 H: 0 E: 0 LOB: 0 K: 0 BB: 0 S: 3 P: 3	R: 0 H: 0 E: 0 LOB: 1 K: 0 BB: 1 S: 3 P: 7		1B: 5 SF: 2 2B: 3 SAC: 1 3B: 0 DP: 0 HR: 2 HBP: 0						WP: 1 PA: 37 PB: 0 SB: 0 CS: 1

PITCHER		IP	WLS	BF	H	R	ER	SO	BB	IBB	HBP	BLK	WP	HR	S	P	ERA	WHIP
Fred Breining, R ERA: 4.14	(1, 1)	2.0	L	14	6	5	3	2	0	0	0	0	1	1	18	18	13.50	3.000
Renie Martin, R ERA: 4.24	(3, 1)	5.0		18	4	2	2	2	0	0	0	0	0	1	22	22	3.60	0.800
Mark Calvert, R ERA: 6.75	(8, 1)	1.0		4	0	0	0	0	1	0	0	0	0	0	3	7	0.00	1.000

PITCHER	IP	WLS	BF	H	R	ER	SO	BB	IBB	HBP	BLK	WP	HR	S	P	ERA	WHIP

BOTTOM

San Francisco Giants @ Montreal Expos

Olympic Stadium, Montreal, QB

Fri May 20 1983, 7:05 PM EDT

Att. 25,143 - Unknown

livebaseballscorecards.com

AB	32
R	7
H	10
RBI	7
BB	1
SO	4
LOB	12

Batter	1	2	3	4	5	6	7	8	9	AB	R	H	RBI	BB	SO	LOB
Johnnie LeMaster, R (1, 6) OBP: 0.387, SLG: 0.384	S S S 0-3 ① K	x 0-0 ③ 5-3			x 0-0 ① 6-3		x 0-0 ③ 6-3			4	0	0	0	0	1	0
Darrell Evans, L (1, 3) OBP: 0.441, SLG: 0.641	B B B B 4-0 2B 6-3 BB		x 0-0 ① G3		B B B B 4-0 BB			x 0-0 ① F6		2	1	0	0	2	0	0
Jack Clark, R (1, 9) OBP: 0.313, SLG: 0.331	x 0-0 1-3 1B 2B		B B B B 4-0 2B 1B BB		S S S 0-3 ② K			x 0-0 ② F4		3	2	1	0	1	1	1
Chili Davis, S (1, 8) OBP: 0.365, SLG: 0.481	x 0-0 ② 6-3 3-H		x 0-0 ② F6		x 0-0 ③ F9			x 0-0 ③ F9		4	0	0	1	0	0	3
Jeffrey Leonard, R (1, 7) OBP: 0.266, SLG: 0.347	x 0-0 2-H 2B 1B		x 0-0 1-3 1B 2B			x 0-0 CS 1B			x 0-0 ① F9	4	2	3	1	0	0	0
Tom O'Malley, L (1, 5) OBP: 0.342, SLG: 0.299	x 0-0 1-H 2B		x 0-0 ③ 2-H 3-H 1B			x 0-0 ① ② F4-3 1-2			x 0-0 ② F5	4	0	2	3	0	0	1
Joel Youngblood, R (1, 4) OBP: 0.280, SLG: 0.340	x 0-0 ③ 5-3			x 0-0 ① 5-3		x 0-0 ③ 6-3			x 0-0 ③ 5-3	4	0	0	0	0	0	1
Bob Brenly, R (1, 2) OBP: 0.308, SLG: 0.354		x 0-0 ① F3		x 0-0 ② 5-3			S S S 0-3 ① K			3	0	0	0	0	1	0
Bill Laskey, R (1, 1) OBP: 0.304, SLG: 0.111		x 0-0 ② 6-3		S S S 0-3 ③ K			x 0-0 ② F4-3			2	0	0	0	0	1	0
Gary Lavelle, S (6, 1)										1	0	0	0	0	0	0
Inning Stats	R: 3 E: 0 K: 1 S: 8 / H: 3 LOB: 1 BB: 1 P: 12	R: 0 E: 0 K: 0 S: 3 / H: 0 LOB: 0 BB: 0 P: 3	R: 2 E: 0 K: 0 S: 4 / H: 2 LOB: 1 BB: 1 P: 8	R: 0 E: 0 K: 1 S: 5 / H: 0 LOB: 0 BB: 0 P: 5	R: 0 E: 0 K: 1 S: 5 / H: 0 LOB: 1 BB: 1 P: 9	R: 0 E: 0 K: 0 S: 3 / H: 1 LOB: 0 BB: 0 P: 3	R: 0 E: 0 K: 1 S: 5 / H: 0 LOB: 0 BB: 0 P: 5	R: 0 E: 0 K: 0 S: 3 / H: 0 LOB: 0 BB: 0 P: 3	R: 0 E: 0 K: 0 S: 3 / H: 0 LOB: 0 BB: 0 P: 3	1B: 3 2B: 3 3B: 0 HR: 0	SF: 0 SAC: 0 DP: 0 HBP: 0					

PITCHER		IP	WLS	BF	H	R	ER	SO	BB	IBB	HBP	BLK	WP	HR	S	P	ERA	WHIP
Scott Sanderson, R ERA: 5.58	(1, 1)	3.0	L	15	5	5	5	1	2	0	0	0	0	0	15	23	15.00	2.333
Ray Burris, R ERA: 1.99	(4, 1)	2.0		7	0	0	0	2	1	0	0	0	0	0	10	14	0.00	0.500
Randy Lerch, L ERA: 3.79	(6, 1)	0.0		0	0	0	0	0	0	0	0	0	0	0	0	0	∞	∞
Dan Schatzeder, L ERA: 1.15	(8, 1)	2.0		6	0	0	0	0	0	0	0	0	0	0	6	6	0.00	0.000

PITCHER	IP	WLS	BF	H	R	ER	SO	BB	IBB	HBP	BLK	WP	HR	S	P	ERA	WHIP

TOP

San Francisco Giants @ Montreal Expos

Olympic Stadium, Montreal, QB

Sat May 21 1983, 3:33 AM EDT
Att. 28,129 - Unknown

livebaseballscorecards.com

AB	31
R	5
H	6
RBI	5
BB	3
SO	4
LOB	6

WP: 0	PA: 34		
PB: 0			
SB: 0			
CS: 1			

BOTTOM

San Francisco Giants @ Montreal Expos

Olympic Stadium, Montreal, QB

Sat May 21 1983, 3:33 AM EDT

Att. 28,129 - Unknown

livebaseballscorecards.com

Batter	1	2	3	4	5	6	7	8	9	AB	R	H	RBI	BB	SO	LOB
Tim Raines, S (1, 7) OBP: 0.369, SLG: 0.343	4-3			BBBB 4-0 S HR BB	L6			1-3		3	1	0	0	1	0	1
Warren Cromartie, L (1, 9) OBP: 0.339, SLG: 0.416	F8			F5 1-2		SSS 0-3 K		1B		4	0	1	0	0	1	1
Andre Dawson, R (1, 8) OBP: 0.338, SLG: 0.593	L6			2-H HR		5-3		F4		4	1	1	2	0	0	1
Al Oliver, L (1, 3) OBP: 0.349, SLG: 0.449		4-3		4-3		1B 1B		4-3		4	0	1	0	0	0	1
Gary Carter, R (1, 2) OBP: 0.288, SLG: 0.447		SSS K		BBBB BB		1-2 FC6-4 1B			SSS K	3	0	1	0	1	2	0
Tim Wallach, R (1, 5) OBP: 0.283, SLG: 0.398		SSS K		L5		1-2f FC6-4			5-3	4	0	0	0	0	1	3
Chris Speier, R (1, 6) OBP: 0.314, SLG: 0.274			F3		F8		F7		SSS K	4	0	0	0	0	1	0
Doug Flynn, R (1, 4) OBP: 0.235, SLG: 0.242			F9		F9		F8			3	0	0	0	0	0	0
Scott Sanderson, R (1, 1) OBP: 0.154, SLG: 0.231			6-3		BBBB BB		6-3			0	0	0	0	0	0	0
Brad Mills, L (3, PH) OBP: 0.222, SLG: 0.222										1	0	0	0	0	0	0
Ray Burris, R (4, 1)										0	0	0	0	0	0	0
Jerry White, S (5, PH)										0	0	0	0	1	0	0
Randy Lerch, L (6, 1) OBP: 0.667, SLG: 0.500										0	0	0	0	0	0	0
Jim Wohlford, R (7, PH) OBP: 0.269, SLG: 0.423										1	0	0	0	0	0	0
Dan Schatzeder, L (8, 1)										0	0	0	0	0	0	0

	AB	31
	R	2
	H	4
	RBI	2
	BB	3
	SO	5
	LOB	7

Inning Stats	1	2	3	4	5	6	7	8	9
	R: 0 H: 0 E: 0 LOB: 0 K: 0 BB: 0 S: 3 P: 3	R: 0 H: 0 E: 0 LOB: 0 K: 2 BB: 0 S: 7 P: 7	R: 0 H: 0 E: 0 LOB: 0 K: 0 BB: 0 S: 3 P: 3	R: 2 H: 1 E: 0 LOB: 1 K: 0 BB: 2 S: 4 P: 12	R: 0 H: 0 E: 0 LOB: 1 K: 0 BB: 1 S: 3 P: 7	R: 0 H: 2 E: 0 LOB: 2 K: 1 BB: 0 S: 7 P: 7	R: 0 H: 0 E: 0 LOB: 0 K: 0 BB: 0 S: 3 P: 3	R: 0 H: 1 E: 0 LOB: 1 K: 0 BB: 0 S: 4 P: 4	R: 0 H: 0 E: 0 LOB: 0 K: 2 BB: 0 S: 7 P: 7

	1B: 3	SF: 0	WP: 0	PA: 34
	2B: 0	SAC: 0	PB: 0	
	3B: 0	DP: 0	SB: 1	
	HR: 1	HBP: 0	CS: 0	

PITCHER		IP	WLS	BF	H	R	ER	SO	BB	IBB	HBP	BLK	WP	HR	S	P	ERA	WHIP
Bill Laskey, R ERA: 4.12	(1, 1)	5.0	W	19	1	2	2	2	3	0	0	0	0	1	20	32	3.60	0.800
Gary Lavelle, L ERA: 1.71	(6, 1)	4.0	S	15	3	0	0	3	0	0	0	0	0	0	21	21	0.00	0.750

PITCHER	IP	WLS	BF	H	R	ER	SO	BB	IBB	HBP	BLK	WP	HR	S	P	ERA	WHIP

Batter	1	2	3	4	5	6	7	8	9	AB	R	H	RBI	BB	SO	LOB
Dave Bergman, L (1, 3) OBP: 0.302, SLG: 0.278	BBBB 4-0 1B BB		x 0-0 ① G3		x 0-0 ② F5		x 0-0 ③ L1		x 0-0 ③ G3	4	0	0	0	1	0	2
Darrell Evans, L (1, 6) OBP: 0.435, SLG: 0.636	x 0-0 ① F9		x 0-0 ② L3		x 0-0 BLK 2B			SSS 0-3 ① K		4	0	1	0	0	1	1
Jack Clark, R (1, 9) OBP: 0.318, SLG: 0.326	x 0-0 ② L6		BBBB 4-0 BB		x 0-0 ③ 6-3 2-3			BBBB 4-0 FC6-4 BB		2	0	0	0	2	0	2
Chili Davis, S (1, 8) OBP: 0.363, SLG: 0.475	x 0-0 1-2 1B		x 0-0 ③ G3			x 0-0 ① F8		x 0-0 ② FC6-4 1-2f		4	0	1	0	0	0	2
Jeffrey Leonard, R (1, 7) OBP: 0.265, SLG: 0.344	x 0-0 ③ F7			x 0-0 ① 1-3		x 0-0 CS BB 1B		x 0-0 ③ F9		4	0	1	0	0	0	3
Tom O'Malley, L (1, 5) OBP: 0.348, SLG: 0.293		SSS 0-3 ① K		x 0-0 ② F5		BBBB 4-0 CS 1-2 BB			BBBB 4-0 BB BB	2	0	0	0	2	1	0
Joel Youngblood, R (1, 4) OBP: 0.302, SLG: 0.360 Max Venable, L (9, PH) OBP: 0.276, SLG: 0.440		x 0-0 FC3-6 1B		x 0-0 1B		x 0-0 ②③ P5 1-2 2-3			BBBB 4-0 1-2 BB	3 0	0 0	2 0	0 0	0 1	0 0	2 0
Milt May, L (1, 2) OBP: 0.250, SLG: 0.237		x 0-0 ② FC3-6 1-2f		x 0-0 ③ F4-3			x 0-0 ① G3		x 0-0 ① F9	4	0	0	0	0	0	4
Atlee Hammaker, S (1, 1) OBP: 0.136, SLG: 0.095 Champ Summers, L (9, PH) OBP: 0.333, SLG: 0.200		SSS 0-3 ③ K			x 0-0 ① 1-3		x 0-0 ② F9		SSS 0-3 ② K	3 1	0 0	0 0	0 0	0 0	1 1	1 2
Inning Stats	R: 0 H: 1 E: 0 LOB: 2 K: 0 BB: 1 S: 4 P: 8	R: 0 H: 1 E: 0 LOB: 1 K: 2 BB: 0 S: 8 P: 8	R: 0 H: 0 E: 0 LOB: 1 K: 0 BB: 1 S: 3 P: 7	R: 0 H: 1 E: 0 LOB: 1 K: 0 BB: 0 S: 4 P: 4	R: 0 H: 1 E: 0 LOB: 1 K: 0 BB: 0 S: 4 P: 4	R: 0 H: 1 E: 0 LOB: 1 K: 0 BB: 1 S: 3 P: 7	R: 0 H: 0 E: 0 LOB: 0 K: 0 BB: 0 S: 3 P: 3	R: 0 H: 0 E: 0 LOB: 1 K: 1 BB: 1 S: 5 P: 9	R: 0 H: 0 E: 0 LOB: 2 K: 1 BB: 2 S: 5 P: 13	1B: 4 SF: 0 2B: 1 SAC: 0 3B: 0 DP: 0 HR: 0 HBP: 0					WP: 0 PA: 37 PB: 0 SB: 0 CS: 2		

TOP

San Francisco Giants @ Montreal Expos

Olympic Stadium, Montreal, QB

Sun May 22 1983, 3:33 AM EDT

Att. 30,734 - Unknown

livebaseballscorecards.com

AB	31
R	0
H	5
RBI	0
BB	6
SO	4
LOB	19

PITCHER		IP	W/L/S	BF	H	R	ER	SO	BB	IBB	HBP	BLK	WP	HR	S	P	ERA	WHIP
Charlie Lea, R ERA: 2.66	(1, 1)	8.0	W	34	5	0	0	3	6	0	0	1	0	0	34	58	0.00	1.375
Jeff Reardon, R ERA: 3.0	(9, 1)	1.0	S	3	0	0	0	1	0	0	0	0	0	0	5	5	0.00	0.000

PITCHER	IP	W/L/S	BF	H	R	ER	SO	BB	IBB	HBP	BLK	WP	HR	S	P	ERA	WHIP

San Francisco Giants @ Montreal Expos

Olympic Stadium, Montreal, QB

Sun May 22 1983, 3:33 AM EDT

Att. 30,734 - Unknown

livebaseballscorecards.com

BOTTOM

Batter	1	2	3	4	5	6	7	8	9	AB	R	H	RBI	BB	SO	LOB
Tim Raines, S (1, 7) OBP: 0.366, SLG: 0.357	K		3B		SF8 3-H		5-3			3	0	1	1	0	1	0
Jim Wohlford, R (1, 9) OBP: 0.267, SLG: 0.400	1-3		F8		E6		5-3 1B			4	0	1	0	0	0	1
Andre Dawson, R (1, 8) OBP: 0.329, SLG: 0.576	4-3			F8	F8		5-3 1-2			4	0	0	0	0	0	2
Al Oliver, L (1, 3) OBP: 0.347, SLG: 0.443		E1 FC5-4		K		2B E 1B	4-3			4	1	1	0	0	1	1
Gary Carter, R (1, 2) OBP: 0.303, SLG: 0.467		F6		1B 1B		E 1-3 2B		E 1B		4	0	3	0	0	0	1
Tim Wallach, R (1, 5) OBP: 0.289, SLG: 0.397		FC5-4 1-2f		1-2 1B		BBB 4-0 E BB		F8		3	0	1	0	1	0	2
Chris Speier, R (1, 6) OBP: 0.297, SLG: 0.258	K			F7		K		K		4	0	0	0	0	3	7
Doug Flynn, R (1, 4) OBP: 0.236, SLG: 0.243			F1-3		E9 4-3 SF8 1B	F5 G6-4-3 1-2 2-3 3-H		F5 1-3		4	1	1	0	0	0	3
Charlie Lea, R (1, 1) Jeff Reardon, R (9, 1)			4-3		4-3 2-3	G6-4-3 1-2f		K		4 0	0 0	0 0	0 0	0 0	1 0	6 0
Inning Stats	R: 0 E: 0 K: 1 S: 5 H: 0 LOB: 0 BB: 0 P: 5	R: 0 E: 1 K: 1 S: 6 H: 0 LOB: 1 BB: 0 P: 6	R: 0 E: 0 K: 0 S: 4 H: 1 LOB: 1 BB: 0 P: 4	R: 0 E: 0 K: 1 S: 7 H: 2 LOB: 2 BB: 0 P: 7	R: 1 E: 2 K: 0 S: 5 H: 1 LOB: 1 BB: 0 P: 5	R: 1 E: 1 K: 1 S: 7 H: 2 LOB: 2 BB: 1 P: 11	R: 0 E: 0 K: 0 S: 4 H: 1 LOB: 1 BB: 0 P: 4	R: 0 E: 1 K: 2 S: 9 H: 1 LOB: 2 BB: 0 P: 9		1B: 6 2B: 1 3B: 1 HR: 0	SF: 1 SAC: 0 DP: 1 HBP: 0			WP: 0 PB: 0 SB: 0 CS: 0	PA: 36		

PITCHER	IP	WLS	BF	H	R	ER	SO	BB	IBB	HBP	BLK	WP	HR	S	P	ERA	WHIP
Atlee Hammaker, L (1, 1) ERA: 1.07	8.0	L	36	8	2	0	6	1	0	0	0	0	0	47	51	0.00	1.125

PITCHER	IP	WLS	BF	H	R	ER	SO	BB	IBB	HBP	BLK	WP	HR	S	P	ERA	WHIP

AB	34
R	2
H	8
RBI	1
BB	1
SO	6
LOB	23

Batter	1	2	3	4	5	6	7	8	9	AB	R	H	RBI	BB	SO	LOB
Alan Wiggins, S (1, 9) OBP: 0.323, SLG: 0.292	E6 FC4-6 S 1B		F4-3 ①			WP S 1B		CS 2B		4	1	2	0	0	0	0
Juan Bonilla, R (1, 4) OBP: 0.352, SLG: 0.390	B B B B 4-0 FC4-6 1-2 BB		F7 ②			1-3 ①		5-3 ②③ 2-3		3	0	0	0	1	0	2
Gene Richards, L (1, 7) OBP: 0.373, SLG: 0.477	FC4-6 ① 1B 1-2f 2-3		3-1 ③			G3 ②			2B	4	0	1	0	0	0	3
Steve Garvey, R (1, 3) OBP: 0.376, SLG: 0.520	1-2 3-H 1B			S S S K ①		S S S K ③			B B B B FC4 BB	3	0	1	1	1	2	1
Terry Kennedy, L (1, 2) OBP: 0.359, SLG: 0.447	S S S K ②			L8 ②			G3 ①		F6 ②	4	0	0	0	0	1	3
Garry Templeton, S (1, 6) OBP: 0.229, SLG: 0.313	G3 ③			F4-3 ③			2B		FC4 1-2f ③	4	0	1	0	0	0	3
Ruppert Jones, L (1, 8) OBP: 0.250, SLG: 0.306		S S S K ①			F7 ①		4-0 F4-6-3 IBB			2	0	0	0	1	1	0
Tim Flannery, L (1, 5) OBP: 0.352, SLG: 0.500		S S S K ②			F9 ②		F4-6-3 ②③ 1-2			3	0	0	0	0	1	2
Dave Dravecky, R (1, 1) OBP: 0.103, SLG: 0.071 Luis DeLeon, R (8, 1) OBP: 0.333, SLG: 0.333		F4-3 ③			F9 ③			S S S K ①		3 0	0 0	0 0	0 0	1 0	0 0	0 0
Inning Stats	R: 1 H: 1 E: 1 LOB: 2 K: 1 BB: 1 S: 7 P: 11	R: 0 H: 0 E: 0 LOB: 0 K: 2 BB: 0 S: 7 P: 7	R: 0 H: 0 E: 0 LOB: 0 K: 0 BB: 0 S: 3 P: 3	R: 0 H: 0 E: 0 LOB: 0 K: 1 BB: 0 S: 5 P: 5	R: 0 H: 0 E: 0 LOB: 0 K: 0 BB: 0 S: 3 P: 3	R: 0 H: 1 E: 0 LOB: 1 K: 1 BB: 0 S: 6 P: 6	R: 0 H: 1 E: 0 LOB: 1 K: 0 BB: 1 S: 3 P: 7	R: 0 H: 1 E: 0 LOB: 0 K: 1 BB: 0 S: 5 P: 5	R: 0 H: 1 E: 0 LOB: 1 K: 0 BB: 1 S: 3 P: 7	1B: 2 SF: 0 2B: 3 SAC: 0 3B: 0 DP: 1 HR: 0 HBP: 0						

TOP

San Diego Padres @ Montreal Expos

Olympic Stadium, Montreal, QB

Mon May 23 1983, 7:05 PM EDT

Att. 19,314 - Unknown

livebaseballscorecards.com

AB	30
R	1
H	5
RBI	1
BB	3
SO	6
LOB	14

WP: 1 PA: 33
PB: 0
SB: 2
CS: 1

PITCHER		IP	WLS	BF	H	R	ER	SO	BB	IBB	HBP	BLK	WP	HR	S	P	ERA	WHIP
Bill Gullickson, R ERA: 4.22	(1, 1)	8.1	W	31	5	1	0	6	2	1	0	0	1	0	40	52	0.00	0.840
Jeff Reardon, R ERA: 2.89	(9, 1)	0.2	S	2	0	0	0	0	0	0	0	0	0	0	2	2	0.00	0.000

PITCHER	IP	WLS	BF	H	R	ER	SO	BB	IBB	HBP	BLK	WP	HR	S	P	ERA	WHIP

Batter	1	2	3	4	5	6	7	8	9	AB	R	H	RBI	BB	SO	LOB
Tim Raines, S (1, 7) OBP: 0.363, SLG: 0.350	K		5-3	6-3			BB			3	0	0	0	1	1	2
Jim Wohlford, R (1, 9) OBP: 0.265, SLG: 0.382	F8		1B		5-3		F8			4	0	1	0	0	0	1
Andre Dawson, R (1, 8) OBP: 0.321, SLG: 0.561	6-3		F9		F4		F9			4	0	0	0	0	0	2
Al Oliver, L (1, 3) OBP: 0.351, SLG: 0.451		1B 2B	1-2 1B		F7			F7		4	1	2	0	0	0	0
Terry Francona, L (9, 3) OBP: 0.176, SLG: 0.206										0	0	0	0	0	0	0
Gary Carter, R (1, 2) OBP: 0.310, SLG: 0.468		BB BB 2-H 1B	5-3			K		HR 1B		4	1	2	1	0	1	2
Tim Wallach, R (1, 5) OBP: 0.301, SLG: 0.425		BB 1-2 BB		6-3		1B		1-H HR		3	1	2	2	1	0	0
Chris Speier, R (1, 6) OBP: 0.295, SLG: 0.271		F4		1B 2B		K		6-3		4	0	1	0	0	1	3
Doug Flynn, R (1, 4) OBP: 0.245, SLG: 0.245		G5-4-3 1-2 2-3 BB		SH1-3 2-3 1B		F9		K		3	0	1	0	1	1	1
Bill Gullickson, R (1, 1)		G5-4-3 1-2f		SH1-3 1-2			K			2	0	0	0	0	1	3
Jeff Reardon, R (9, 1)										0	0	0	0	0	0	0
Inning Stats	R: 0 H: 0 E: 0 LOB: 0 K: 1 BB: 0 S: 5 P: 5	R: 1 H: 2 E: 0 LOB: 2 K: 0 BB: 2 S: 4 P: 12	R: 0 H: 2 E: 0 LOB: 2 K: 0 BB: 0 S: 5 P: 5	R: 0 H: 2 E: 0 LOB: 2 K: 0 BB: 0 S: 5 P: 5	R: 0 H: 0 E: 0 LOB: 0 K: 0 BB: 0 S: 3 P: 3	R: 0 H: 1 E: 0 LOB: 1 K: 2 BB: 0 S: 8 P: 8	R: 0 H: 0 E: 0 LOB: 1 K: 1 BB: 1 S: 5 P: 9	R: 2 H: 2 E: 0 LOB: 0 K: 1 BB: 0 S: 7 P: 7		1B: 6 SF: 0 2B: 2 SAC: 1 3B: 0 DP: 1 HR: 1 HBP: 0						

PITCHER	IP	WLS	BF	H	R	ER	SO	BB	IBB	HBP	BLK	WP	HR	S	P	ERA	WHIP
Dave Dravecky, L (1, 1) ERA: 2.91	7.1	L	32	8	2	2	4	3	0	0	0	0	0	37	49	2.46	1.500
Luis DeLeon, R (8, 1) ERA: 2.35	0.2		3	1	1	1	1	0	0	0	0	0	1	5	5	13.50	1.500

PITCHER	IP	WLS	BF	H	R	ER	SO	BB	IBB	HBP	BLK	WP	HR	S	P	ERA	WHIP

BOTTOM

San Diego Padres @ Montreal Expos

Olympic Stadium, Montreal, QB

Mon May 23 1983, 7:05 PM EDT

Att. 19,314 - Unknown

livebaseballscorecards.com

AB	31
R	3
H	9
RBI	3
BB	3
SO	5
LOB	14

Batter	1	2	3	4	5	6	7	8	9	10	11	12	13	AB	R	H	RBI	BB	SO	LOB
Alan Wiggins, S (1, 8) OBP: 0.337, SLG: 0.304	0-0 1B F4-6-3 2B	4-0 1B 1B 1-2 BB		0-0 SH1-4 1-2 2-3		4-0 CS BB			0-0 F3		0-0 F7			3	1	1	0	2	0	2
Juan Bonilla, R (1, 4) OBP: 0.351, SLG: 0.388	0-0 F4-6-3 2-3 1B	0-0 1B 1-2 2-3 1B		0-3 K		0-0 CS 1-2	0-0 G3			0-0 5-3	0-0 FC6-4 1-2f			6	0	2	0	0	1	4
Gene Richards, L (1, 7) OBP: 0.371, SLG: 0.469	0-0 F4-6-3 1-2 3-H	0-0 1-2 2-3 3-H 1B		0-0 1-3			0-3 K			0-0 1B 1B		0-0 F8		6	0	2	1	0	1	3
Steve Garvey, R (1, 3) OBP: 0.381, SLG: 0.538	0-0 1B	0-0 F7			0-0 HR		0-0 F4-3			0-0 L7		0-0 E S 1B		6	1	3	1	0	0	4
Kurt Bevacqua, R (1, 9) OBP: 0.463, SLG: 0.394	0-0 F4-3		0-0 5-3		0-0 5-3			4-0 CS BB		0-0 1-2 1B		0-3 K 1-3		5	0	1	0	1	1	2
Terry Kennedy, L (1, 2) OBP: 0.352, SLG: 0.432		4-0 FC1-6 SF9 BB	0-0 F6		0-0 F2			0-0 F8 1-2		0-0 F5		0-0 F8		5	1	0	0	1	0	4
Garry Templeton, S (1, 6) OBP: 0.247, SLG: 0.318		4-0 1-2 FC1-6 BB	0-3 K		0-0 CS 1B			0-3 K			0-0 SH3 1B		0-0 6-3	5	0	2	0	1	2	0
Luis Salazar, R (1, 5) OBP: 0.330, SLG: 0.368	0-0 FC1-6 1-2f 2-3			0-0 SH1-4 S 1B	0-0 CS 1-2	0-0 F8			0-3 K		0-0 SH3 1-2		0-0 L8	5	1	1	0	0	1	2
Tim Lollar, L (1, 1) OBP: 0.357, SLG: 0.200 Elias Sosa, R (5, 1) Gary Lucas, L (5, 1) Jerry Turner, L (9, PH) OBP: 0.143, SLG: 0.083 Sid Monge, S (9, 1) Mario Ramirez, R (11, PH) OBP: 0.404, SLG: 0.256 Luis DeLeon, R (11, 1) OBP: 0.250, SLG: 0.250	0-0 SF9 3-H			4-0 SH1-4 1-2 BB		0-0 G3			0-0 F7		4-0 FC6-4 BB		0-3 K	0 0 1 1 0 0 0 1	0 0 0 0 0 0 0 0	0 0 0 0 0 0 1 0	1 0 0 0 0 0 0 0	0 0 0 0 0 0 1 0	0 0 0 0 0 0 0 0	0 0 0 0 0 0 0 0
Inning Stats	R: 1 E: 0 K: 0 S: 5 H: 3 LOB: 1 BB: 0 P: 5	R: 2 E: 0 K: 0 S: 5 H: 2 LOB: 3 BB: 3 P: 17	R: 0 E: 0 K: 1 S: 5 H: 0 LOB: 0 BB: 0 P: 5	R: 0 E: 0 K: 1 S: 6 H: 1 LOB: 2 BB: 1 P: 10	R: 1 E: 0 K: 0 S: 4 H: 2 LOB: 0 BB: 0 P: 4	R: 0 E: 0 K: 0 S: 2 H: 0 LOB: 0 BB: 1 P: 6	R: 0 E: 0 K: 1 S: 5 H: 0 LOB: 0 BB: 0 P: 5	R: 0 E: 0 K: 1 S: 4 H: 0 LOB: 0 BB: 1 P: 8	R: 0 E: 0 K: 1 S: 5 H: 0 LOB: 0 BB: 0 P: 5	R: 0 E: 0 K: 0 S: 5 H: 2 LOB: 2 BB: 0 P: 5	R: 0 E: 0 K: 0 S: 4 H: 1 LOB: 2 BB: 1 P: 8	R: 0 E: 0 K: 1 S: 6 H: 1 LOB: 1 BB: 0 P: 6	R: 0 E: 0 K: 1 S: 5 H: 0 LOB: 0 BB: 0 P: 5	1B: 10 2B: 1 3B: 0 HR: 1 SF: 1 SAC: 2 DP: 1 HBP: 0						

PITCHER		IP	WLS	BF	H	R	ER	SO	BB	IBB	HBP	BLK	WP	HR	S	P	ERA	WHIP
Chris Welsh, L ERA: 3.86	(1, 1)	1.2		10	3	3	3	0	3	0	0	0	0	0	7	19	16.20	3.600
Ray Burris, R ERA: 2.08	(2, 1)	3.1		15	5	1	1	2	1	0	0	0	0	1	18	22	2.70	1.800
Bryn Smith, R ERA: 2.75	(6, 1)	4.0		12	0	0	0	3	2	0	0	0	0	0	16	24	0.00	0.500
Dan Schatzeder, L ERA: 1.04	(10, 1)	1.2		9	3	0	0	0	1	0	0	0	0	0	8	12	0.00	2.400
Jeff Reardon, R ERA: 2.57	(11, 1)	2.1	W	8	1	0	0	2	0	0	0	0	0	0	12	12	0.00	0.429

PITCHER	IP	WLS	BF	H	R	ER	SO	BB	IBB	HBP	BLK	WP	HR	S	P	ERA	WHIP

TOP

San Diego Padres @ Montreal Expos

Olympic Stadium, Montreal, QB

Tue May 24 1983, 7:05 PM EDT

Att. 17,343 - Unknown

livebaseballscorecards.com

AB	44
R	4
H	12
RBI	3
BB	7
SO	7
LOB	21

WP: 0 PB: 0 SB: 3 CS: 3 PA: 56

Batter	1	2	3	4	5	6	7	8	9	10	11	12	13	AB	R	H	RBI	BB	SO	LOB
Tim Raines, S (1, 7) OBP: 0.379, SLG: 0.361	BBBB 4-0 G6-4-3 BB		BBBB 4-0 1B 1-2 BB		x 0-0 BB 1B 2-H 3-H 1B		x 0-0 S 1B		x 0-0 ② S 1-H 1B		x 0-0 ① SH3-4 1-2		x 0-0 ① G3 1-2	4	1	3	1	2	0	1
Jim Wohlford, R (1, 9) Warren Cromartie, L (5, PH) (6, 9) OBP: 0.250, SLG: 0.361 OBP: 0.351, SLG: 0.413	x 0-0 ① ② G6-4-3 1-2f		x 0-0 ② F8		BBBB 4-0 4-3 1B 1-2 BB		SSS 0-3 ① K 1-2		x 0-0 ③ F7 2-3		III 4-0 IBB		x 0-0 2-H 1B	2 3	0 0	0 1	0 1	0 2	0 1	3 2
Andre Dawson, R (1, 8) OBP: 0.327, SLG: 0.558	x 0-0 ③ F8		x 0-0 ③ 1-2 2-3 1B		x 0-0 4-3 1-2 2-H 1B		x 0-0 ② 6-3			x 0-0 BB SH5-3 1B	SSS 0-3 ② K			6	0	3	1	0	1	3
Al Oliver, L (1, 3) OBP: 0.340, SLG: 0.436		x 0-0 ① F8		x 0-0 ① F7	x 0-0 ② 4-3 1-2 2-3		SSS 0-3 ③ K			x 0-0 ① SH5-3 1-2	SSS 0-3 ③ K			5	0	0	0	0	2	5
Gary Carter, R (1, 2) OBP: 0.311, SLG: 0.452		x 0-0 ② F8		x 0-0 ② F5	III 4-0 IBB			x 0-0 ① F8		III 4-0 BB IBB		x 0-0 ① F7		4	0	0	0	2	0	0
Tim Wallach, R (1, 5) OBP: 0.289, SLG: 0.407		x 0-0 ③ F4		SSS 0-3 ③ K2-3	x 0-0 ③ F3			x 0-0 ② 6-3		x 0-0 ② F8		x 0-0 ② 5-3		6	0	0	0	0	1	5
Chris Speier, R (1, 6) OBP: 0.321, SLG: 0.274	BBBB 4-0 CS 1B BB				x 0-0 2B BLK 1B	SSS 0-3 ① K		SSS 0-3 ③ K		BBBB 4-0 1-2 2-3 BB		BBBB 4-0 BB		3	1	1	0	3	2	0
Doug Flynn, R (1, 4) OBP: 0.252, SLG: 0.261 Jeff Reardon, R (11, 1)		x 0-0 CS 1-2 1B 1B			x 0-0 BLK 1-3 1B 2B	x 0-0 ② F5			x 0-0 ① F7	x 0-0 ③ F7		x 0-0 ③ 3-1		5 1	2 0	2 0	0 0	0 0	0 1	3 1
Chris Welsh, L (1, 1) OBP: 0.250, SLG: 0.143 Ray Burris, R (2, 1) OBP: 0.500, SLG: 0.500 Jerry White, S (5, PH) Bryn Smith, R (6, 1) Wallace Johnson, S (9, PH) OBP: 0.667, SLG: 0.500 Dan Schatzeder, L (10, 1) Bryan Little, S (11, 4) OBP: 0.357, SLG: 0.323	x 0-0 ① 1B BB 1-H 2-3 1B				SSS 0-3 ① K	x 0-0 ③ 6-3			x 0-0 S 1B 1B		BBBB 4-0 SH3-4 BB		x 0-0 G3 1B 1B	0 1 1 1 1 0 0 1	0 0 0 0 0 0 0 1	0 1 0 0 0 0 0 1	0 1 0 0 0 0 0 0	0 1 0 0 0 0 0 1	0 0 1 0 0 0 0 0	0 0 2 0 0 0 0 0
Inning Stats	R: 0 H: 0 E: 0 LOB: 0 K: 0 BB: 1 S: 2 P: 6	R: 0 H: 0 E: 0 LOB: 0 K: 0 BB: 0 S: 3 P: 3	R: 1 H: 3 E: 0 LOB: 2 K: 0 BB: 2 S: 4 P: 12	R: 0 H: 0 E: 0 LOB: 0 K: 1 BB: 0 S: 5 P: 5	R: 3 H: 4 E: 0 LOB: 3 K: 1 BB: 2 S: 9 P: 17	R: 0 H: 0 E: 0 LOB: 0 K: 1 BB: 0 S: 5 P: 5	R: 0 H: 1 E: 0 LOB: 1 K: 2 BB: 0 S: 8 P: 8	R: 0 H: 0 E: 0 LOB: 0 K: 1 BB: 0 S: 5 P: 5	R: 0 H: 2 E: 0 LOB: 1 K: 0 BB: 0 S: 4 P: 4	R: 0 H: 1 E: 0 LOB: 3 K: 0 BB: 2 S: 4 P: 12	R: 0 H: 0 E: 0 LOB: 2 K: 2 BB: 2 S: 7 P: 15	R: 0 H: 0 E: 0 LOB: 1 K: 0 BB: 1 S: 3 P: 7	R: 1 H: 2 E: 0 LOB: 1 K: 0 BB: 0 S: 3 P: 3	1B: 12 2B: 1 3B: 0 HR: 0	SF: 0 SAC: 2 DP: 1 HBP: 0		WP: 0 PB: 0 SB: 3 CS: 2	PA: 56	

PITCHER		IP	WLS	BF	H	R	ER	SO	BB	IBB	HBP	BLK	WP	HR	S	P	ERA	WHIP
Tim Lollar, L ERA: 6.68	(1, 1)	4.1		19	6	4	4	2	3	0	0	1	0	0	20	32	8.31	2.077
Elias Sosa, R ERA: 6.35	(5, 1)	0.0		2	1	0	0	0	1	0	0	0	0	0	1	5	∞	∞
Gary Lucas, L ERA: 3.92	(5, 1)	3.2		13	1	0	0	4	0	1	0	0	0	0	20	24	0.00	0.273
Sid Monge, L ERA: 5.93	(9, 1)	2.0		10	3	0	0	0	1	1	0	0	0	0	8	16	0.00	2.000
Luis DeLeon, R ERA: 2.45	(11, 1)	2.1	L	12	2	1	1	2	2	1	0	0	0	0	13	25	3.86	1.714

PITCHER	IP	WLS	BF	H	R	ER	SO	BB	IBB	HBP	BLK	WP	HR	S	P	ERA	WHIP

BOTTOM

San Diego Padres @ Montreal Expos

Olympic Stadium, Montreal, QB

Tue May 24 1983, 7:05 PM EDT

Att. 17,343 - Unknown

livebaseballscorecards.com

AB	44
R	5
H	13
RBI	4
BB	10
SO	8
LOB	25

Batter	1	2	3	4	5	6	7	8	9	AB	R	H	RBI	BB	SO	LOB
Alan Wiggins, S (1, 9) OBP: 0.343, SLG: 0.313	3-1		F7			S 1B			L6-4 1B	4	0	2	0	0	0	1
Juan Bonilla, R (1, 4) OBP: 0.349, SLG: 0.385	F9			F8		1-H			K	4	0	1	0	0	1	1
Gene Richards, L (1, 7) OBP: 0.367, SLG: 0.462	K			K		F7			1-2	4	0	1	0	0	2	1
Steve Garvey, R (1, 3) OBP: 0.372, SLG: 0.525		6-3		L9			F8		L6-4 2-3	4	0	0	0	0	0	2
Terry Kennedy, L (1, 2) OBP: 0.352, SLG: 0.430		F7			G6-4-3 1B		4-3			3	0	1	0	0	0	0
Garry Templeton, S (1, 6) OBP: 0.250, SLG: 0.318		G3			1-2 G6-4-3		F9			3	0	1	0	0	0	0
Ruppert Jones, L (1, 8) OBP: 0.252, SLG: 0.307			5-3		G6-4-3 1-2f 2-3			6-3		3	0	1	0	0	0	2
Tim Flannery, L (1, 5) OBP: 0.338, SLG: 0.479			5-3 1-2		F5			F7		3	0	0	0	0	0	2
Andy Hawkins, R (1, 1) OBP: 0.118, SLG: 0.063			K			4-3		3-1		2	0	0	0	0	1	1
Jerry Turner, L (8, PH) OBP: 0.143, SLG: 0.077										1	0	0	0	0	0	0
Sid Monge, S (8, 1)										0	0	0	0	0	0	0
Inning Stats	R: 0 E: 0 K: 1 S: 5 H: 0 LOB: 0 BB: 0 P: 5	R: 0 E: 0 K: 0 S: 3 H: 0 LOB: 0 BB: 0 P: 3	R: 0 E: 0 K: 1 S: 6 H: 1 LOB: 0 BB: 0 P: 6	R: 0 E: 0 K: 1 S: 5 H: 0 LOB: 0 BB: 0 P: 5	R: 0 E: 0 K: 0 S: 4 H: 2 LOB: 1 BB: 0 P: 4	R: 0 E: 0 K: 0 S: 4 H: 2 LOB: 1 BB: 0 P: 4	R: 0 E: 0 K: 0 S: 3 H: 0 LOB: 0 BB: 0 P: 3	R: 0 E: 0 K: 0 S: 3 H: 0 LOB: 0 BB: 0 P: 3	R: 0 E: 0 K: 1 S: 6 H: 2 LOB: 1 BB: 0 P: 6	1B: 7 2B: 1 3B: 0 HR: 0	SF: 0 SAC: 0 DP: 2 HBP: 0						

PITCHER	IP	WLS	BF	H	R	ER	SO	BB	IBB	HBP	BLK	WP	HR	S	P	ERA	WHIP
Steve Rogers, R (1, 1) ERA: 2.15	9.0	W	31	7	0	0	4	0	0	0	0	0	0	39	39	0.00	0.778

PITCHER	IP	WLS	BF	H	R	ER	SO	BB	IBB	HBP	BLK	WP	HR	S	P	ERA	WHIP

TOP

San Diego Padres @ Montreal Expos

Olympic Stadium, Montreal, QB

Wed May 25 1983, 7:05 PM EDT

Att. 14,297 - Unknown

livebaseballscorecards.com

AB	31
R	0
H	7
RBI	0
BB	0
SO	4
LOB	10

PA: 31

WP: 0 PB: 0 SB: 1 CS: 0

Batter	1	2	3	4	5	6	7	8	9	AB	R	H	RBI	BB	SO	LOB
Tim Raines, S (1, 7) OBP: 0.374, SLG: 0.351	0-0 B3 ①	0-0 4-3 ③		0-0 F8 ③		BBB 4-0 1B 2-3 BB		0-0 F8 ②		4	0	0	0	1	0	4
Bryan Little, S (1, 4) OBP: 0.368, SLG: 0.347	0-0 4-3 1B 1B		0-0 F7 ①		0-0 B2 ①	0-0 1-2 3-H 1B		0-0 2B ③		5	0	3	1	0	0	0
Andre Dawson, R (1, 8) OBP: 0.325, SLG: 0.551	0-0 4-3 1-2 1B		0-0 F5 ②		0-0 6-3 ②	0-0 F3 ③				4	0	1	0	0	0	2
Al Oliver, L (1, 3) OBP: 0.344, SLG: 0.441	0-0 4-3 ② 1-2 2-3		BBB 4-0 BB		0-0 2B		0-0 L3 ①			3	0	1	0	1	0	2
Gary Carter, R (1, 2) OBP: 0.301, SLG: 0.437	0-0 F9 ③		0-0 F2 ③		0-0 F9 ③		0-0 4-3 ②			4	0	0	0	0	0	4
Warren Cromartie, L (1, 9) OBP: 0.356, SLG: 0.435		0-0 5-3 ①		0-0 F7 ①		0-0 4-3 1B 2B	0-0 2B			4	1	2	0	0	0	0
Tim Wallach, R (1, 5) OBP: 0.301, SLG: 0.413		0-0 1B 1B		0-0 SH3 BB 1B		0-0 ① 4-3 2-3	4-0 IBB			3	0	2	0	1	0	1
Chris Speier, R (1, 6) OBP: 0.341, SLG: 0.289		0-0 SH1-3 1-3 1B		BBB 4-0 SH3 1-2 BB		0-0 WP SH3 1B 3-H 1B	0-0 ③ 4-3			3	1	2	1	1	0	2
Steve Rogers, R (1, 1) OBP: 0.160, SLG: 0.125		0-0 SH1-3 ② 1-2		0-0 SH3 ② 1-2 2-3		0-0 SH3 ② 1-2		0-0 6-3 ①		1	0	0	0	0	0	0
Inning Stats	R: 0 H: 2 E: 0 LOB: 2 K: 0 BB: 0 S: 5 P: 5	R: 0 H: 2 E: 0 LOB: 2 K: 0 BB: 0 S: 5 P: 5	R: 0 H: 0 E: 0 LOB: 1 K: 0 BB: 1 S: 3 P: 7	R: 0 H: 1 E: 0 LOB: 2 K: 0 BB: 1 S: 4 P: 8	R: 0 H: 1 E: 0 LOB: 1 K: 0 BB: 0 S: 4 P: 4	R: 2 H: 3 E: 0 LOB: 2 K: 0 BB: 1 S: 6 P: 10	R: 0 H: 1 E: 0 LOB: 2 K: 0 BB: 1 S: 4 P: 8	R: 0 H: 1 E: 0 LOB: 1 K: 0 BB: 0 S: 3 P: 3		1B: 7 SF: 0 2B: 4 SAC: 3 3B: 0 DP: 0 HR: 0 HBP: 0						

PITCHER		IP	WLS	BF	H	R	ER	SO	BB	IBB	HBP	BLK	WP	HR	S	P	ERA	WHIP
Andy Hawkins, R ERA: 2.01	(1, 1)	7.0	L	35	10	2	2	0	3	1	0	0	1	0	31	47	2.57	1.857
Sid Monge, L ERA: 5.52	(8, 1)	1.0		3	1	0	0	0	0	0	0	0	0	0	3	3	0.00	1.000

PITCHER	IP	WLS	BF	H	R	ER	SO	BB	IBB	HBP	BLK	WP	HR	S	P	ERA	WHIP

BOTTOM

San Diego Padres @ Montreal Expos

Olympic Stadium, Montreal, QB

Wed May 25 1983, 7:05 PM EDT

Att. 14,297 - Unknown

livebaseballscorecards.com

AB	31
R	2
H	11
RBI	2
BB	4
SO	0
LOB	15

1B: 7 SF: 0
2B: 4 SAC: 3
3B: 0 DP: 0
HR: 0 HBP: 0

WP: 1 PA: 38
PB: 0
SB: 0
CS: 0

Batter	1	2	3	4	5	6	7	8	9	AB	R	H	RBI	BB	SO	LOB
Tim Raines, S (1, 7) OBP: 0.380, SLG: 0.351	BBBB 4-0 HR BB	x 0-0 G5-4-3 2-3 1B		x 0-0 ③ F9			x 0-0 ① G3	BBBB 4-0 1-2 2-3 3-H BB		3	1	1	1	2	0	1
Mike Vail, R (1, 9) Jeff Reardon, R (8, 1)	x 0-0 1-H HR	x 0-0 ②③ G5-4-3 1-2f			x 0-0 ① 2-3		x 0-0 ② 4-3	x 0-0 ③ F9		5 0	1 0	1 0	2 0	0 0	0 0	5 0
Andre Dawson, R (1, 8) OBP: 0.328, SLG: 0.546	SSS 0-3 ① K		SSS 0-3 ① K		x 0-0 CS 1B		x 0-0 ③ F7		x 0-0 2B E 1B	5	1	2	0	0	2	0
Al Oliver, L (1, 3) OBP: 0.345, SLG: 0.446	x 0-0 2B 2B		x 0-0 ② F8		x 0-0 ②③ 4-3 1-2			x 0-0 PB E SF8 1B	x 0-0 ① F8	5	2	2	0	0	0	2
Gary Carter, R (1, 2) OBP: 0.312, SLG: 0.447	x 0-0 ② F7		BBBB 4-0 BB			x 0-0 1B 1B 1B		x 0-0 ① F8	x 0-0 E9 1-H 2B	4	1	2	0	1	0	2
Tim Wallach, R (1, 5) OBP: 0.304, SLG: 0.419	x 0-0 2-H 2B		x 0-0 ③ 4-3			x 0-0 FC5-4 1B 1-3 1B		x 0-0 E5 BB PB BB 1-2	x 0-0 ② 4-3	5	1	2	1	0	0	3
Chris Speier, R (1, 6) OBP: 0.355, SLG: 0.300	x 0-0 ③ F8			x 0-0 FC5-4 1B		x 0-0 FC5-4 1-2 3-H 1B		4-0 BB BB 1-2 2-3 IBB	SSS 0-3 ③ K	4	0	2	1	1	1	2
Doug Flynn, R (1, 4) OBP: 0.246, SLG: 0.254 Warren Cromartie, L (8, PH) OBP: 0.353, SLG: 0.435 (8, 9)		x 0-0 ① F9		x 0-0 ① FC5-4 SH1-4 1-2f		x 0-0 ①② FC5-4 1-2 2-3		x 0-0 ② SF8 3-H		3 0	0 0	0 0	0 1	0 0	0 0	3 0
Scott Sanderson, R (1, 1) OBP: 0.200, SLG: 0.333 Bryn Smith, R (6, 1) Terry Crowley, L (8, PH) Bryan Little, S (8, 4) OBP: 0.368, SLG: 0.347		x 0-0 1B 2B		x 0-0 ② SH1-4 1-2		x 0-0 ③ L7		BBBB 4-0 BB 1-2 2-3 BB		2 0 0 0	0 0 0 0	1 0 0 0	0 0 0 0	0 0 1 0	0 0 0 0	1 0 0 0
Inning Stats	R: 3 H: 3 E: 0 LOB: 1 K: 1 BB: 1 S: 8 P: 12	R: 0 H: 2 E: 0 LOB: 1 K: 0 BB: 0 S: 4 P: 4	R: 0 H: 0 E: 0 LOB: 1 K: 1 BB: 1 S: 5 P: 9	R: 0 H: 1 E: 0 LOB: 1 K: 0 BB: 0 S: 4 P: 4	R: 0 H: 1 E: 0 LOB: 1 K: 0 BB: 0 S: 3 P: 3	R: 1 H: 3 E: 0 LOB: 1 K: 0 BB: 0 S: 5 P: 5	R: 0 H: 0 E: 0 LOB: 0 K: 0 BB: 0 S: 3 P: 3	R: 2 H: 1 E: 1 LOB: 3 K: 0 BB: 3 S: 5 P: 17	R: 1 H: 2 E: 1 LOB: 1 K: 1 BB: 0 S: 7 P: 7	1B: 8 SF: 1 2B: 4 SAC: 1 3B: 0 DP: 2 HR: 1 HBP: 0						

PITCHER		IP	WLS	BF	H	R	ER	SO	BB	IBB	HBP	BLK	WP	HR	S	P	ERA	WHIP
Steve Carlton, L ERA: 2.68	(1, 1)	5.0	L	25	10	4	4	2	2	0	0	0	0	1	27	35	7.20	2.400
Willie Hernandez, L ERA: 2.86	(6, 1)	2.1		8	1	2	0	0	0	0	0	0	0	0	8	8	0.00	0.429
Ron Reed, R ERA: 2.35	(8, 1)	1.2		10	2	1	0	1	2	1	0	0	0	0	9	21	0.00	2.400

PITCHER	IP	WLS	BF	H	R	ER	SO	BB	IBB	HBP	BLK	WP	HR	S	P	ERA	WHIP

TOP

Montreal Expos @ Philadelphia Phillies

Veterans Stadium, Philadelphia, PA

Fri May 27 1983, 7:05 PM EDT

Att. 25,573 - Unknown

livebaseballscorecards.com

AB	36
R	7
H	13
RBI	6
BB	5
SO	3
LOB	19

1B: 8 SF: 1
2B: 4 SAC: 1
3B: 0 DP: 2
HR: 1 HBP: 0

WP: 0 PA: 43
PB: 1
SB: 0
CS: 1

Batter	1	2	3	4	5	6	7	8	9	AB	R	H	RBI	BB	SO	LOB
Pete Rose, S (1, 3) OBP: 0.329, SLG: 0.336	F8	K			FC3-6, 1B	1-2, 1B		4-3, 2-3, 3-H		5	0	2	1	0	1	3
Von Hayes, L (1, 9) OBP: 0.226, SLG: 0.229	1B		P6		FC3-6, BB, 1-2f	F8		5-3		5	0	1	0	0	0	4
(8, 8) Larry Milbourne, S (9, 4) OBP: 0.278, SLG: 0.280										0	0	0	0	0	0	0
Mike Schmidt, R (1, 5) OBP: 0.414, SLG: 0.496	P5	K			BB, 1-2		K		K	4	0	0	0	1	3	1
Gary Matthews, R (1, 7) OBP: 0.346, SLG: 0.359	F9		1B		F8		5-3		F9	5	0	1	0	0	0	3
Bo Diaz, R (1, 2) OBP: 0.305, SLG: 0.361		E, E, 1B, 1B	L5			F8	1B		1B	5	1	3	0	0	0	1
Garry Maddox, R (1, 8) OBP: 0.337, SLG: 0.400		E6, 1B, 1-3, 1B		CS, 1B		6-3	L9		P4	4	0	1	0	0	0	2
Ron Reed, R (8, 1)										0	0	0	0	0	0	0
Bob Molinaro, L (9, PH) OBP: 0.105, SLG: 0.333										1	0	0	0	0	0	1
Kiko Garcia, R (1, 4) OBP: 0.556, SLG: 0.500		1B, 1-2, 3-H, 1B		8-3, 1-2, 1B		E9, HR, 1B		G3, 1B, 4-3, BB		3	2	3	1	1	0	0
(9, 6)																
Ivan De Jesus, R (1, 6) OBP: 0.274, SLG: 0.265				8-3, 1-2f						3	1	2	2	0	0	1
Joe Lefebvre, L (8, PH) OBP: 0.320, SLG: 0.261						HR, 3-H		4-3, G3, 1-2, 1B		1	0	1	0	0	0	0
(9, 9)																
Steve Carlton, L (1, 1) OBP: 0.226, SLG: 0.333		K			F4-3	1B		G3, 1-2, 2-3		2	0	0	0	0	1	2
Willie Hernandez, L (6, 1) OBP: 0.667, SLG: 0.667										1	0	1	0	0	0	0
Greg Gross, L (8, 9) OBP: 0.400, SLG: 0.415										1	0	0	0	0	0	2
(9, 8)																
Inning Stats	R: 0 E: 0 K: 0 S: 4 H: 1 LOB: 1 BB: 0 P: 4	R: 1 E: 1 K: 2 S: 10 H: 3 LOB: 2 BB: 0 P: 10	R: 0 E: 0 K: 1 S: 6 H: 1 LOB: 1 BB: 0 P: 6	R: 0 E: 0 K: 0 S: 3 H: 2 LOB: 0 BB: 0 P: 3	R: 0 E: 0 K: 0 S: 4 H: 1 LOB: 2 BB: 1 P: 8	R: 2 E: 1 K: 0 S: 7 H: 4 LOB: 2 BB: 0 P: 7	R: 0 E: 0 K: 1 S: 6 H: 1 LOB: 1 BB: 0 P: 6	R: 1 E: 0 K: 0 S: 4 H: 1 LOB: 1 BB: 1 P: 8	R: 0 E: 0 K: 1 S: 6 H: 1 LOB: 1 BB: 0 P: 6	1B: 14 2B: 1 3B: 0 HR: 1 SF: 0 SAC: 0 DP: 1 HBP: 0						

PITCHER		IP	WLS	BF	H	R	ER	SO	BB	IBB	HBP	BLK	WP	HR	S	P	ERA	WHIP
Scott Sanderson, R ERA: 5.28	(1, 1)	5.2	W	28	12	3	2	3	1	0	0	0	0	1	33	37	3.18	2.294
Bryn Smith, R ERA: 2.57	(6, 1)	1.1		5	1	0	0	1	0	0	0	0	0	0	7	7	0.00	0.750
Jeff Reardon, R ERA: 2.74	(8, 1)	2.0	S	9	2	1	1	1	1	0	0	0	0	0	10	14	4.50	1.500

PITCHER	IP	WLS	BF	H	R	ER	SO	BB	IBB	HBP	BLK	WP	HR	S	P	ERA	WHIP

BOTTOM

Montreal Expos @ Philadelphia Phillies

Veterans Stadium, Philadelphia, PA

Fri May 27 1983, 7:05 PM EDT

Att. 25,573 - Unknown

livebaseballscorecards.com

AB	40
R	4
H	15
RBI	4
BB	2
SO	5
LOB	20

Batter	1	2	3	4	5	6	7	8	9	AB	R	H	RBI	BB	SO	LOB
Tim Raines, S (1, 7) OBP: 0.376, SLG: 0.342	F7	F8			4-3		BB, G3, 2B		G6-4-3, 1-2f	4	1	0	0	1	0	4
Bryan Little, S (1, 4) (6, 6) OBP: 0.369, SLG: 0.358	2B		G3		G3		G3, 1-2		FC6-4, 1B	5	0	2	0	0	0	1
Andre Dawson, R (1, 8) OBP: 0.335, SLG: 0.554	P6		4-3, 1B		E, 1B		F8, PB, 2B, 2-H		FC6-4, 1-2f	5	2	3	1	0	0	2
Al Oliver, L (1, 3) OBP: 0.343, SLG: 0.441	K		4-3, 1-2		FC5-4, 1B, 1-H		F8, 2-3			4	0	1	1	0	1	3
Gary Carter, R (1, 2) OBP: 0.310, SLG: 0.437		BB, 2B	F9		FC5-4, 1-2f		K, 3-H			3	0	0	0	1	1	2
Warren Cromartie, L (1, 9) OBP: 0.358, SLG: 0.446		2B, 1-3		1B, 1-3		5-3		K		4	0	2	0	0	1	0
Tim Wallach, R (1, 5) OBP: 0.303, SLG: 0.411		BB		1-3, 1-2		E5		K		3	0	0	0	1	1	1
Chris Speier, R (1, 6) OBP: 0.347, SLG: 0.293		K		K		5-3		F9		2	0	0	0	0	2	4
Terry Francona, L (6, PH) OBP: 0.171, SLG: 0.200										1	0	0	0	0	0	1
Doug Flynn, R (6, 4) OBP: 0.244, SLG: 0.252										1	0	0	0	0	0	0
Charlie Lea, R (1, 1)		K		6-3		F7			G6-4-3	2	0	0	0	0	1	4
Jerry White, S (6, PH)										1	0	0	0	0	0	1
Ray Burris, R (6, 1) OBP: 0.500, SLG: 0.500										0	0	0	0	0	0	0
Jim Wohlford, R (9, PH) OBP: 0.270, SLG: 0.378										1	0	1	0	0	0	0
Jeff Reardon, R (9, 1)										0	0	0	0	0	0	0
Inning Stats	R: 0 E: 0 K: 1 S: 6 H: 1 LOB: 1 BB: 0 P: 6	R: 0 E: 0 K: 2 S: 8 H: 1 LOB: 3 BB: 2 P: 16	R: 0 E: 0 K: 0 S: 4 H: 1 LOB: 1 BB: 0 P: 4	R: 0 E: 0 K: 1 S: 6 H: 1 LOB: 1 BB: 0 P: 6	R: 1 E: 1 K: 0 S: 5 H: 2 LOB: 1 BB: 0 P: 5	R: 0 E: 1 K: 0 S: 4 H: 0 LOB: 1 BB: 0 P: 4	R: 2 E: 0 K: 1 S: 6 H: 1 LOB: 0 BB: 1 P: 10	R: 0 E: 0 K: 2 S: 7 H: 0 LOB: 0 BB: 0 P: 7	R: 0 E: 0 K: 0 S: 4 H: 2 LOB: 1 BB: 0 P: 4	1B: 6 2B: 3 3B: 0 HR: 0 SF: 0 SAC: 0 DP: 1 HBP: 0						

PITCHER		IP	WLS	BF	H	R	ER	SO	BB	IBB	HBP	BLK	WP	HR	S	P	ERA	WHIP
John Denny, R ERA: 1.86	(1, 1)	6.1		30	7	3	1	4	3	0	0	0	0	0	35	47	1.42	1.579
Al Holland, L ERA: 3.0	(7, 1)	1.2		5	0	0	0	3	0	0	0	0	0	0	11	11	0.00	0.000
Willie Hernandez, L ERA: 2.74	(9, 1)	1.0	W	4	2	0	0	0	0	0	0	0	0	0	4	4	0.00	2.000

PITCHER	IP	WLS	BF	H	R	ER	SO	BB	IBB	HBP	BLK	WP	HR	S	P	ERA	WHIP

TOP

Montreal Expos @ Philadelphia Phillies

Veterans Stadium, Philadelphia, PA

Sat May 28 1983, 7:05 PM EDT

Att. 30,608 - Unknown

livebaseballscorecards.com

AB	36
R	3
H	9
RBI	2
BB	3
SO	7
LOB	23

Batter	1	2	3	4	5	6	7	8	9	AB	R	H	RBI	BB	SO	LOB
Pete Rose, S (1, 3) OBP: 0.331, SLG: 0.345	FC5-4, BB, 1B		1B, 2B		1-3	FC4-6, 1-2f			P6	5	1	2	0	0	0	3
Joe Morgan, L (1, 4) OBP: 0.417, SLG: 0.341	BBBB, FC5-4, 1-2, BB		P4		1B, 1B, 3-H, 1B		CS, BB		S, HR, 1B	3	1	2	1	2	0	1
Bob Dernier, R (9, PR) OBP: 0.188, SLG: 0.133										0	1	0	0	0	0	0
Gary Matthews, R (1, 7) OBP: 0.354, SLG: 0.364	FC5-4, BB, 1-2f, 2-3		CS, 2-H, 1B		1B, 1B, 1-2, 1B		1-2, BB		L8, 1-2	4	0	2	1	1	0	3
Mike Schmidt, R (1, 5) OBP: 0.408, SLG: 0.508	SSS, K		SSS, K		SSS, K		SSS, K		2-H, HR	5	1	1	2	0	4	6
Von Hayes, L (1, 9) OBP: 0.246, SLG: 0.235	BBBB, 1-2, BB		CS, 1-2	SSS, K	1-H, 2-H, 1B		SSS, K			3	0	1	1	1	2	1
Bo Diaz, R (1, 2) OBP: 0.311, SLG: 0.361	F8			BBBB, FC5-4, BB		E, 1B		L3		3	0	1	0	1	0	3
Garry Maddox, R (1, 8) OBP: 0.324, SLG: 0.384		F9		P6		P5		P3		4	0	0	0	0	0	2
Ivan De Jesus, R (1, 6) OBP: 0.274, SLG: 0.264		P4		FC5-4, 1-2f		SSS, K		1B		4	0	1	0	0	1	2
John Denny, R (1, 1) OBP: 0.154, SLG: 0.120		6-3			1-3, S, 1B	E5, FC4-6, 1-2		P6		3	1	1	0	0	0	1
Al Holland, R (7, 1)										0	0	0	0	0	0	0
Joe Lefebvre, L (8, PH) OBP: 0.308, SLG: 0.250										1	0	0	0	0	0	1
Willie Hernandez, L (9, 1) OBP: 0.667, SLG: 0.667										0	0	0	0	0	0	0
Inning Stats	R: 0 E: 0 K: 1 S: 6 H: 1 LOB: 3 BB: 2 P: 14	R: 0 E: 0 K: 0 S: 3 H: 0 LOB: 0 BB: 0 P: 3	R: 1 E: 0 K: 1 S: 6 H: 2 LOB: 0 BB: 0 P: 6	R: 0 E: 0 K: 1 S: 5 H: 0 LOB: 1 BB: 1 P: 9	R: 2 E: 0 K: 1 S: 8 H: 4 LOB: 2 BB: 0 P: 8	R: 0 E: 1 K: 1 S: 7 H: 1 LOB: 2 BB: 0 P: 7	R: 0 E: 0 K: 2 S: 6 H: 0 LOB: 1 BB: 2 P: 14	R: 0 E: 0 K: 0 S: 4 H: 1 LOB: 1 BB: 0 P: 4	R: 2 E: 0 K: 0 S: 4 H: 2 LOB: 1 BB: 0 P: 4	1B: 9 2B: 1 3B: 0 HR: 1	SF: 0 SAC: 0 DP: 0 HBP: 0						

PITCHER		IP	WLS	BF	H	R	ER	SO	BB	IBB	HBP	BLK	WP	HR	S	P	ERA	WHIP
Charlie Lea, R ERA: 2.91	(1, 1)	5.0		23	7	3	3	4	3	0	0	0	0	0	28	40	5.40	2.000
Ray Burris, R ERA: 1.86	(6, 1)	3.0		13	2	0	0	3	2	0	0	0	0	0	17	25	0.00	1.333
Jeff Reardon, R ERA: 3.42	(9, 1)	0.2	L	4	2	2	2	0	0	0	0	0	0	1	4	4	27.00	3.000

PITCHER	IP	WLS	BF	H	R	ER	SO	BB	IBB	HBP	BLK	WP	HR	S	P	ERA	WHIP

BOTTOM

Montreal Expos @ Philadelphia Phillies

Veterans Stadium, Philadelphia, PA

Sat May 28 1983, 7:05 PM EDT

Att. 30,608 - Unknown

livebaseballscorecards.com

AB	35
R	5
H	11
RBI	5
BB	5
SO	7
LOB	23

1B: 9 SF: 0
2B: 1 SAC: 0
3B: 0 DP: 0
HR: 1 HBP: 0

WP: 0 PA: 41
PB: 0
SB: 2
CS: 2

Montreal Expos @ Philadelphia Phillies

Veterans Stadium, Philadelphia, PA

Sun May 29 1983, 3:33 AM EDT

Att. 18,875 - Unknown

livebaseballscorecards.com

Batter	1	2	3	4	5	6	7	8	9	AB	R	H	RBI	BB	SO	LOB
Tim Raines, S (1, 7) OBP: 0.383, SLG: 0.358	4-3 2B		CS 1B		E6 S 1B 2-H		3-1 3-H			4	0	3	1	0	0	0
Bryan Little, S (1, 6) OBP: 0.365, SLG: 0.355	L8		F8 1-2		K 1-2		1B			4	0	1	0	0	1	3
Warren Cromartie, L (1, 9) OBP: 0.362, SLG: 0.448	4-3 2-3			1B		FC5-4 1B 1B	4-3			4	0	2	0	0	0	2
Al Oliver, L (1, 3) OBP: 0.347, SLG: 0.439	BB			F8		FC5-4 1-2 1B		1-3		3	0	1	0	1	0	1
Gary Carter, R (1, 2) OBP: 0.302, SLG: 0.423	F2			K		L5		F7		4	0	0	0	0	1	5
Tim Wallach, R (1, 5) OBP: 0.296, SLG: 0.400		K		K		FC5-4 1-2f 2-3		5-3		4	0	0	0	0	2	3
Jerry White, S (1, 8)		K			BB E S	F7			K	3	1	0	0	1	2	2
Doug Flynn, R (1, 4) OBP: 0.244, SLG: 0.269		F6-3			F1-3 1-2		3B 3-1		F4-3	4	1	1	0	0	0	1
Bill Gullickson, R (1, 1)			F2		K		6-3		K	2	0	0	0	0	1	1
Randy Lerch, L (6, 1) OBP: 0.667, SLG: 0.500										0	0	0	0	0	0	0
Terry Francona, L (7, PH) OBP: 0.167, SLG: 0.194										1	0	0	0	0	0	1
Bryn Smith, R (7, 1)										0	0	0	0	0	0	0
Mike Vail, R (9, PH) OBP: 0.182, SLG: 0.281										1	0	0	0	0	1	0
Inning Stats	R: 0 E: 0 K: 0 S: 4 H: 1 LOB: 2 BB: 1 P: 8	R: 0 E: 0 K: 2 S: 7 H: 0 LOB: 0 BB: 0 P: 7	R: 0 E: 0 K: 0 S: 3 H: 1 LOB: 0 BB: 0 P: 3	R: 0 E: 0 K: 2 S: 8 H: 1 LOB: 1 BB: 0 P: 8	R: 1 E: 1 K: 2 S: 8 H: 1 LOB: 1 BB: 1 P: 12	R: 0 E: 0 K: 0 S: 5 H: 2 LOB: 2 BB: 0 P: 5	R: 1 E: 0 K: 0 S: 5 H: 2 LOB: 1 BB: 0 P: 5	R: 0 E: 0 K: 0 S: 3 H: 0 LOB: 0 BB: 0 P: 3	R: 0 E: 0 K: 2 S: 7 H: 0 LOB: 0 BB: 0 P: 7	1B: 6 2B: 1 3B: 1 HR: 0	SF: 0 SAC: 0 DP: 0 HBP: 0						

	AB	34
	R	2
	H	8
	RBI	1
	BB	2
	SO	8
	LOB	19

WP: 0 PB: 0 SB: 2 CS: 1 PA: 36

PITCHER		IP	WLS	BF	H	R	ER	SO	BB	IBB	HBP	BLK	WP	HR	S	P	ERA	WHIP
Larry Christenson, R ERA: 3.56	(1, 1)	6.2	W	29	8	2	1	6	2	0	0	0	0	0	39	47	1.35	1.500
Al Holland, L ERA: 2.38	(7, 1)	2.1	S	7	0	0	0	2	0	0	0	0	0	0	11	11	0.00	0.000

PITCHER	IP	WLS	BF	H	R	ER	SO	BB	IBB	HBP	BLK	WP	HR	S	P	ERA	WHIP

Montreal Expos @ Philadelphia Phillies

Veterans Stadium, Philadelphia, PA

Sun May 29 1983, 3:33 AM EDT

Att. 18,875 - Unknown

BOTTOM

livebaseballscorecards.com

Batter	1	2	3	4	5	6	7	8	9	AB	R	H	RBI	BB	SO	LOB
Pete Rose, S (1, 3) OBP: 0.333, SLG: 0.345	BBBB 4-0 F4-6-3 BB		x 0-0 ② 1-3		x 0-0 ② F9	x 0-0 ② 2-3 1B		x 0-0 ② 3-H SF8		3	0	1	1	1	0	1
Joe Morgan, L (1, 4) OBP: 0.416, SLG: 0.329 Kiko Garcia, R (9, 4) OBP: 0.556, SLG: 0.500	x 0-0 ①② F4-6-3 1-2		x 0-0 ③ F4-3		BBBB 4-0 BB	SSS 0-3 ③ K		BBBB 4-0 1B BB		3 0	0 0	0 0	0 0	2 0	1 0	4 0
Gary Matthews, R (1, 7) OBP: 0.352, SLG: 0.360 Bob Dernier, R (8, 7) OBP: 0.235, SLG: 0.188	x 0-0 1B			x 0-0 ① F8	x 0-0 ③ F9		x 0-0 ① 6-3	x 0-0 1-2 1B		4 1	0 0	1 1	0 0	0 0	0 0	1 0
Mike Schmidt, R (1, 5) OBP: 0.407, SLG: 0.523	SSS 0-3 ③ K			BBBB 4-0 1B G3 BB		x 0-0 ① F9	x 0-0 HR	SSS 0-3 ③ K		4	1	1	1	1	2	3
Von Hayes, L (1, 9) OBP: 0.262, SLG: 0.241		SSS 0-3 ① K		x 0-0 ② G3 1-2		BBBB 4-0 HR BB	x 0-0 F4-3 1B			3	1	1	0	1	1	1
Bo Diaz, R (1, 2) OBP: 0.317, SLG: 0.384		x 0-0 ② F4-3		BBBB 4-0 1B BB		x 0-0 1-H HR	x 0-0 ② 1-2 F4-3			3	1	1	2	1	0	1
Garry Maddox, R (1, 8) OBP: 0.330, SLG: 0.388		x 0-0 ③ F4-3		x 0-0 1-2 2-3 1B		x 0-0 SSS 2B 5-3 1B	0-3 ③ K			4	1	2	0	0	1	1
Ivan De Jesus, R (1, 6) OBP: 0.281, SLG: 0.291			x 0-0 SH3-4 1B	x 0-0 ③ F7		x 0-0 ② 5-3 1-2		x 0-0 SF8 3B		4	1	2	0	0	0	4
Larry Christenson, R (1, 1) OBP: 0.067, SLG: 0.133 Al Holland, R (7, 1)			x 0-0 ① SH3-4 1-2		SSS 0-3 ① K	x 0-0 2-H 1B 2B		x 0-0 ① F4-3		2 1	0 0	1 0	1 0	0 0	1 0	0 1
Inning Stats	R: 0 E: 0 K: 1 S: 5 H: 1 LOB: 1 BB: 1 P: 9	R: 0 E: 0 K: 1 S: 5 H: 0 LOB: 0 BB: 0 P: 5	R: 0 E: 0 K: 0 S: 4 H: 1 LOB: 1 BB: 0 P: 4	R: 0 E: 0 K: 0 S: 4 H: 1 LOB: 3 BB: 2 P: 12	R: 0 E: 0 K: 1 S: 5 H: 0 LOB: 1 BB: 1 P: 9	R: 3 E: 0 K: 1 S: 9 H: 4 LOB: 2 BB: 1 P: 13	R: 1 E: 0 K: 1 S: 7 H: 2 LOB: 1 BB: 0 P: 7	R: 1 E: 0 K: 1 S: 7 H: 2 LOB: 2 BB: 1 P: 11		1B: 7 2B: 1 3B: 1 HR: 2	SF: 1 SAC: 1 DP: 1 HBP: 0						

	AB	32
	R	5
	H	11
	RBI	5
	BB	6
	SO	6
	LOB	17

PITCHER		IP	WLS	BF	H	R	ER	SO	BB	IBB	HBP	BLK	WP	HR	S	P	ERA	WHIP
Bill Gullickson, R ERA: 4.27	(1, 1)	5.2	L	27	6	3	3	3	5	0	0	0	0	1	28	48	4.76	1.941
Randy Lerch, L ERA: 3.72	(6, 1)	0.1		2	1	0	0	1	0	0	0	0	0	0	4	4	0.00	3.000
Bryn Smith, R ERA: 3.13	(7, 1)	2.0		11	4	2	2	2	1	0	0	0	0	1	14	18	9.00	2.500

PITCHER	IP	WLS	BF	H	R	ER	SO	BB	IBB	HBP	BLK	WP	HR	S	P	ERA	WHIP

Batter	1	2	3	4	5	6	7	8	9	AB	R	H	RBI	BB	SO	LOB
Tim Raines, S (1, 7) OBP: 0.393, SLG: 0.384	CS 1B		HR		BB 3B		4-3			2	2	2	1	1	0	0
Terry Francona, L (6, 7) OBP: 0.162, SLG: 0.189										1	0	0	0	0	0	0
Bryan Little, S (1, 6) OBP: 0.385, SLG: 0.389	BB FC6-4 1-2		1B		1B 1-H 3B			G4-6-3 1B	1B	3	1	3	1	1	0	0
Andre Dawson, R (1, 8) OBP: 0.339, SLG: 0.552	FC6-4 1-2f		F6		G6-3 3-H 1B			1-2 G4-6-3 1B		4	0	2	1	0	0	2
Al Oliver, L (1, 3) OBP: 0.339, SLG: 0.429	F8		F7		G6-3 1-2f			G4-6-3 1-2f 2-3		4	0	0	0	0	0	5
Gary Carter, R (1, 2) OBP: 0.301, SLG: 0.414		F9		F2		1-3		IBB		3	0	0	0	1	0	0
Warren Cromartie, L (1, 9) OBP: 0.351, SLG: 0.433		F7		1-3		F7		4-3		4	0	0	0	0	0	2
Tim Wallach, R (1, 5) OBP: 0.306, SLG: 0.428		FC5-4 1B		HR		4-3			B2-6-4 1B	4	1	3	1	0	0	0
Doug Flynn, R (1, 4) OBP: 0.236, SLG: 0.260		FC5-4 1-2f		F4-3			F7		B2-6-4 1-2f	4	0	0	0	0	0	2
Steve Rogers, R (1, 1) OBP: 0.138, SLG: 0.107			4-3		4-3		K		6-3	4	0	0	0	0	1	0
Inning Stats	R: 0 E: 0 K: 0 S: 3 H: 1 LOB: 1 BB: 1 P: 7	R: 0 E: 0 K: 0 S: 4 H: 1 LOB: 1 BB: 0 P: 4	R: 1 E: 0 K: 0 S: 5 H: 2 LOB: 1 BB: 0 P: 5	R: 1 E: 0 K: 0 S: 4 H: 1 LOB: 0 BB: 0 P: 4	R: 2 E: 0 K: 0 S: 4 H: 2 LOB: 0 BB: 1 P: 8	R: 0 E: 0 K: 0 S: 3 H: 0 LOB: 0 BB: 0 P: 3	R: 0 E: 0 K: 1 S: 5 H: 0 LOB: 0 BB: 0 P: 5	R: 0 E: 0 K: 0 S: 4 H: 2 LOB: 2 BB: 1 P: 8	R: 0 E: 0 K: 0 S: 3 H: 1 LOB: 0 BB: 0 P: 3	1B: 7 2B: 0 3B: 1 HR: 2 SF: 0 SAC: 0 DP: 3 HBP: 0						WP: 0 PB: 0 SB: 0 CS: 1	PA: 36

Montreal Expos @ San Diego Padres

Jack Murphy Stadium, San Diego, CA

Mon May 30 1983, 10:05 PM EDT

Att. 18,929 - Unknown

TOP

livebaseballscorecards.com

AB	33
R	4
H	10
RBI	4
BB	3
SO	1
LOB	11

PITCHER		IP	WLS	BF	H	R	ER	SO	BB	IBB	HBP	BLK	WP	HR	S	P	ERA	WHIP
Andy Hawkins, R ERA: 2.37	(1, 1)	7.0		30	9	4	4	1	2	0	0	0	0	2	30	38	5.14	1.571
Gary Lucas, L ERA: 3.47	(8, 1)	2.0	W	6	1	0	0	0	0	1	0	0	0	0	5	9	0.00	0.500

PITCHER		IP	WLS	BF	H	R	ER	SO	BB	IBB	HBP	BLK	WP	HR	S	P	ERA	WHIP

Montreal Expos @ San Diego Padres

Jack Murphy Stadium, San Diego, CA

Mon May 30 1983, 10:05 PM EDT

Att. 18,929 - Unknown

BOTTOM

Batter	1	2	3	4	5	6	7	8	9	AB	R	H	RBI	BB	SO	LOB
Alan Wiggins, S (1, 8) OBP: 0.336, SLG: 0.297	B1		F4-3		BBBB 4-0 FC5-4 1-2 BB			F4-3		3	0	0	0	1	0	0
Juan Bonilla, R (1, 4) OBP: 0.345, SLG: 0.381	SSS 0-3 K			F9	0-0 FC5-4 1-2f 2-3			F4-3		4	0	0	0	0	1	2
Gene Richards, L (1, 7) OBP: 0.368, SLG: 0.454	F4-3			L9	F4-3			G3		4	0	0	0	0	0	2
Steve Garvey, R (1, 3) OBP: 0.362, SLG: 0.506		2B 1B		1B 2B		F8			E BB 1B	4	3	3	0	0	0	0
Terry Kennedy, L (1, 2) OBP: 0.365, SLG: 0.438		F4-3 1-H CS 2B		2-H HR 1B		F8			E6 BB 1-3	4	1	2	2	0	0	1
Sixto Lezcano, R (1, 9) OBP: 0.345, SLG: 0.355		F4-3 2-3		1-H HR		SSS 0-3 K			IIII 4-0 BB IBB	3	1	1	2	1	1	1
Tim Flannery, L (1, 5) OBP: 0.326, SLG: 0.429		F4-3 3-H		B5-3			F4-3		F3	4	0	0	0	0	0	4
Mario Ramirez, R (1, 6) OBP: 0.400, SLG: 0.262			F9		FC5-4 BB 1B		F7	SSS	K	3	0	1	0	0	0	0
Jerry Turner, L (9, PH) OBP: 0.188, SLG: 0.133										1	0	0	0	0	1	3
Andy Hawkins, R (1, 1) OBP: 0.100, SLG: 0.053			SSS K		SSS K		6-3	BBBB	1-2 2-3 3-H BB	3	0	0	0	0	2	1
Gary Lucas, L (8, 1)										0	0	0	0	0	0	0
Ruppert Jones, L (9, PH) OBP: 0.256, SLG: 0.304										0	0	0	1	1	0	0

Inning Stats									
	R: 0 H: 0 E: 0 LOB: 0 K: 1 BB: 0 S: 5 P: 5	R: 1 H: 2 E: 0 LOB: 0 K: 0 BB: 0 S: 4 P: 4	R: 0 H: 0 E: 0 LOB: 0 K: 1 BB: 0 S: 5 P: 5	R: 3 H: 3 E: 0 LOB: 0 K: 0 BB: 0 S: 6 P: 6	R: 0 H: 1 E: 0 LOB: 2 K: 1 BB: 1 S: 6 P: 10	R: 0 H: 0 E: 0 LOB: 0 K: 1 BB: 0 S: 5 P: 5	R: 0 H: 0 E: 0 LOB: 0 K: 0 BB: 0 S: 3 P: 5	R: 0 H: 0 E: 0 LOB: 0 K: 0 BB: 0 S: 3 P: 3	R: 1 H: 1 E: 1 LOB: 3 K: 1 BB: 2 S: 6 P: 14

PITCHER	IP	WLS	BF	H	R	ER	SO	BB	IBB	HBP	BLK	WP	HR	S	P	ERA	WHIP
Steve Rogers, R (1, 1) ERA: 2.34	8.2	L	36	7	5	4	5	2	1	0	0	0	1	43	55	4.15	1.038

PITCHER	IP	WLS	BF	H	R	ER	SO	BB	IBB	HBP	BLK	WP	HR	S	P	ERA	WHIP

1B: 4	SF: 0	WP: 0	PA: 36
2B: 2	SAC: 0	PB: 0	
3B: 0	DP: 0	SB: 0	
HR: 1	HBP: 0	CS: 1	

livebaseballscorecards.com

AB	33
R	5
H	7
RBI	5
BB	3
SO	5
LOB	14

Montreal Expos @ San Diego Padres

Jack Murphy Stadium, San Diego, CA

Tue May 31 1983, 10:05 PM EDT

Att. 9,240 - Unknown

TOP

livebaseballscorecards.com

Batter	1	2	3	4	5	6	7	8	9	AB	R	H	RBI	BB	SO	LOB
Bryan Little, S (1, 6) OBP: 0.378, SLG: 0.407	F7		4-3	HR (1-H, 2-H)		K			4-3	5	1	1	3	0	1	0
Terry Francona, L (1, 7) OBP: 0.214, SLG: 0.286	1B		2B	2B			4-3		4-3	5	0	3	0	0	0	0
Andre Dawson, R (1, 8) OBP: 0.332, SLG: 0.540	K		F8	F7			F2			4	0	0	0	0	1	3
Al Oliver, L (1, 3) OBP: 0.337, SLG: 0.421	F8		BB		F5		4-3			3	0	0	0	1	0	1
Gary Carter, R (1, 2) OBP: 0.306, SLG: 0.423		F7	F4		G3			F9		4	0	2	0	0	0	2
Warren Cromartie, L (1, 9) OBP: 0.348, SLG: 0.427		F7		1B HR	G3 (1-2)			F9 (2-3)		4	1	1	0	0	0	2
Tim Wallach, R (1, 5) OBP: 0.311, SLG: 0.426		BB (1B)		1-2 HR	F2			K		3	1	1	0	1	1	2
Doug Flynn, R (1, 4) OBP: 0.237, SLG: 0.260		1-3 1B		F5	K			F3		4	0	1	0	0	1	3
Chris Welsh, L (1, 1) OBP: 0.182, SLG: 0.100		F3		F8	K				5-3	3	0	0	0	0	1	4
Jeff Reardon, R (7, 1)										0	0	0	0	0	0	0
Terry Crowley, L (9, PH)										1	0	0	0	0	0	0

	AB	36
	R	3
	H	9
	RBI	3
	BB	2
	SO	5
	LOB	17

Inning Stats										
	R: 0 E: 0 K: 1 S: 6	H: 1 LOB: 1 BB: 0 P: 6	R: 0 E: 0 K: 0 S: 4	H: 1 LOB: 2 BB: 1 P: 8	R: 0 E: 0 K: 0 S: 4	H: 1 LOB: 2 BB: 1 P: 8	R: 3 E: 0 K: 0 S: 7	H: 4 LOB: 1 BB: 0 P: 7	R: 0 E: 0 K: 0 S: 4	H: 1 LOB: 1 BB: 0 P: 4
	R: 0 E: 0 K: 3 S: 9	H: 0 LOB: 0 BB: 0 P: 9	R: 0 E: 0 K: 0 S: 3	H: 0 LOB: 0 BB: 0 P: 3	R: 0 E: 0 K: 1 S: 6	H: 1 LOB: 1 BB: 0 P: 6	R: 0 E: 0 K: 0 S: 3	H: 0 LOB: 0 BB: 0 P: 3	1B: 5 2B: 3 3B: 0 HR: 1	SF: 0 SAC: 0 DP: 0 HBP: 0
	WP: 0 PB: 0 SB: 0 CS: 0	PA: 38								

PITCHER		IP	WLS	BF	H	R	ER	SO	BB	IBB	HBP	BLK	WP	HR	S	P	ERA	WHIP
Ed Whitson, R (1, 1) ERA: 7.62		5.0		25	8	3	3	1	2	0	0	0	0	1	25	33	5.40	2.000
Elias Sosa, R (6, 1) ERA: 5.4		2.0		6	0	0	0	3	0	0	0	0	0	0	12	12	0.00	0.000
John Montefusco, R (8, 1) ERA: 6.35		2.0	W	7	1	0	0	1	0	0	0	0	0	0	9	9	0.00	0.500

PITCHER	IP	WLS	BF	H	R	ER	SO	BB	IBB	HBP	BLK	WP	HR	S	P	ERA	WHIP

Batter	1	2	3	4	5	6	7	8	9	AB	R	H	RBI	BB	SO	LOB
Alan Wiggins, S (1, 8) (9, 7) OBP: 0.333, SLG: 0.296	S S S 0-3 ① K		x 0-0 ② 5-3			x 0-0 ① 1B	x 0-0 ③ F4-3			4	0	1	0	0	1	1
Juan Bonilla, R (1, 4) OBP: 0.338, SLG: 0.373	x 0-0 ② F4-3		x 0-0 F4			x 0-0 ② 1-3		x 0-0 E6 HR		4	1	0	0	0	0	0
Gene Richards, L (1, 7) OBP: 0.358, SLG: 0.440	x 0-0 ③ G3		x 0-0 ③ F8			x 0-0 ③ F4		x 0-0 ① F8		4	0	0	0	0	0	2
Ruppert Jones, L (9, 8) OBP: 0.256, SLG: 0.304										0	0	0	0	0	0	0
Steve Garvey, R (1, 3) OBP: 0.365, SLG: 0.522		x 0-0 ① F9		x 0-0 ① 5-3			x 0-0 3B 1-3 1B	x 0-0 1-H HR		4	2	2	2	0	0	0
Sixto Lezcano, R (1, 9) OBP: 0.337, SLG: 0.345		x 0-0 ② F8		x 0-0 ② 5-3			x 0-0 ① 1-3 1-2	x 0-0 ② F8		4	0	0	0	0	0	1
Terry Kennedy, L (1, 2) OBP: 0.368, SLG: 0.448		B B B B 4-0 1B BB		x 0-0 ③ F2			x 0-0 2-H 2B 3B	x 0-0 ③ 6-3		3	1	1	1	1	0	0
Luis Salazar, R (1, 5) OBP: 0.340, SLG: 0.388		x 0-0 1-2 1B			x 0-0 ① F9		x 0-0 F8 E 3-H 2B			3	1	2	1	0	0	0
Garry Templeton, S (1, 6) OBP: 0.252, SLG: 0.304		x 0-0 ③ F9			x 0-0 ② 6-3		x 0-0 ② F8 2-3			3	0	0	0	0	0	3
Ed Whitson, R (1, 1)			x 0-0 ① G3		S S S 0-3 ③ K		x 0-0 3-H E8 1B			1	0	0	0	0	0	0
Jerry Turner, L (5, PH) OBP: 0.176, SLG: 0.125										1	0	0	0	0	1	0
Elias Sosa, R (6, 1)										0	0	0	0	0	0	0
Kurt Bevacqua, R (7, PH) OBP: 0.476, SLG: 0.412										1	0	1	1	0	0	0
John Montefusco, R (8, 1)										0	0	0	0	0	0	0
Inning Stats	R: 0 E: 0 K: 1 S: 5 H: 0 LOB: 0 BB: 0 P: 5	R: 0 E: 0 K: 0 S: 4 H: 1 LOB: 2 BB: 1 P: 8	R: 0 E: 1 K: 0 S: 4 H: 0 LOB: 1 BB: 0 P: 4	R: 0 E: 0 K: 0 S: 3 H: 0 LOB: 0 BB: 0 P: 3	R: 0 E: 0 K: 1 S: 5 H: 0 LOB: 0 BB: 0 P: 5	R: 0 E: 0 K: 0 S: 3 H: 1 LOB: 0 BB: 0 P: 3	R: 3 E: 1 K: 0 S: 7 H: 4 LOB: 1 BB: 0 P: 7	R: 2 E: 1 K: 0 S: 5 H: 1 LOB: 0 BB: 0 P: 5		1B: 4 2B: 1 3B: 1 HR: 1	SF: 0 SAC: 0 DP: 0 HBP: 0						

PITCHER		IP	WLS	BF	H	R	ER	SO	BB	IBB	HBP	BLK	WP	HR	S	P	ERA	WHIP
Chris Welsh, L ERA: 3.9	(1, 1)	6.2		26	5	3	3	2	1	0	0	0	0	0	29	33	4.05	0.900
Jeff Reardon, R ERA: 3.6	(7, 1)	1.1	L	7	2	2	1	0	0	0	0	0	0	1	7	7	6.75	1.500

PITCHER	IP	WLS	BF	H	R	ER	SO	BB	IBB	HBP	BLK	WP	HR	S	P	ERA	WHIP

BOTTOM

Montreal Expos @ San Diego Padres

Jack Murphy Stadium, San Diego, CA

Tue May 31 1983, 10:05 PM EDT

Att. 9,240 - Unknown

livebaseballscorecards.com

AB	32
R	5
H	7
RBI	5
BB	1
SO	2
LOB	7

Montreal Expos @ San Diego Padres

Jack Murphy Stadium, San Diego, CA

Wed Jun 01 1983, 10:05 PM EDT

Att. 11,180 - Unknown

TOP

livebaseballscorecards.com

Batter	1	2	3	4	5	6	7	8	9	AB	R	H	RBI	BB	SO	LOB
Bryan Little, S (1, 6) OBP: 0.379, SLG: 0.415	0-0 WP SF8 2B	0-0 CS 1B		0-0 ② 4-3 1-2 2-3 3-H	S S S 0-3 ③ K			0-0 ① 5-3		5	1	2	1	0	1	3
Terry Francona, L (1, 7) (9, 3) OBP: 0.191, SLG: 0.261	0-0 ① SF8 2-H	0-0 ② ③ F8 1-2		0-0 ③ G3		0-0 ① F6		0-0 ② 3-1		4	0	0	1	0	0	3
Andre Dawson, R (1, 8) OBP: 0.333, SLG: 0.541	0-0 1B G3 1B		0-0 ① F7		0-0 1B 2B	S S S 0-3 ② K		0-0 ③ F8		5	2	2	0	0	1	0
Al Oliver, L (1, 3) OBP: 0.344, SLG: 0.426 Jim Wohlford, R (9, 7) OBP: 0.270, SLG: 0.378	0-0 G3 1-3 1B 1B		0-0 ② G3		0-0 1B HR 2-H 1B	0-0 1B 1B			0-0 ① F7	5	2	3	1	0	0	0
										0	0	0	0	0	0	0
Gary Carter, R (1, 2) OBP: 0.302, SLG: 0.415	0-0 ② G3 1-2 3-H		0-0 ③ F7		0-0 ① F5	0-0 1-2 1B			0-0 ② F6	5	0	1	1	0	0	2
Warren Cromartie, L (1, 9) OBP: 0.350, SLG: 0.422	B B B B 4-0 1B BB			0-0 ① 4-3	0-0 1-3 HR 1B	S S S 0-3 ③ K			0-0 ③ 4-3	4	1	1	0	1	1	2
Tim Wallach, R (1, 5) OBP: 0.320, SLG: 0.452	0-0 1-2 2-H 1B			0-0 1B 1B 4-3 1B	0-0 1-H 3-H HR	S S S 0-3 ① K				4	2	3	4	0	1	0
Doug Flynn, R (1, 4) OBP: 0.237, SLG: 0.260	0-0 ③ F7			0-0 4-3 1B 1-2 1B	0-0 ② F4-3	0-0 ② F7				4	0	1	0	0	0	2
Scott Sanderson, R (1, 1) OBP: 0.188, SLG: 0.313 Ray Burris, R (2, 1) OBP: 0.500, SLG: 0.500 Jerry White, S (4, PH) OBP: 0.176, SLG: 0.067 Randy Lerch, L (4, 1) OBP: 0.750, SLG: 1.000 Bryn Smith, R (5, 1)		S S S 0-3 ① K		0-0 4-3 1-2 2-3 1B	0-0 2B	0-0 ③ 6-3				1	0	0	0	0	1	0
										0	0	0	0	0	0	0
										1	0	1	0	0	0	0
										1	0	1	0	0	0	0
										1	0	0	0	0	0	0
Inning Stats	R: 3 H: 4 E: 0 LOB: 2 K: 0 BB: 1 S: 7 P: 11	R: 0 H: 1 E: 0 LOB: 0 K: 1 BB: 0 S: 5 P: 5	R: 0 H: 0 E: 0 LOB: 0 K: 0 BB: 0 S: 3 P: 3	R: 1 H: 3 E: 0 LOB: 2 K: 0 BB: 0 S: 6 P: 6	R: 4 H: 5 E: 0 LOB: 1 K: 1 BB: 0 S: 10 P: 10	R: 0 H: 2 E: 0 LOB: 2 K: 2 BB: 0 S: 9 P: 9	R: 0 H: 0 E: 0 LOB: 0 K: 1 BB: 0 S: 5 P: 5	R: 0 H: 0 E: 0 LOB: 0 K: 0 BB: 0 S: 3 P: 3	R: 0 H: 0 E: 0 LOB: 0 K: 0 BB: 0 S: 3 P: 3	1B: 11 SF: 1 2B: 3 SAC: 0 3B: 0 DP: 0 HR: 1 HBP: 0						WP: 1 PA: 42 PB: 0 SB: 0 CS: 1	

	AB	40
	R	8
	H	15
	RBI	8
	BB	1
	SO	5
	LOB	12

PITCHER		IP	WLS	BF	H	R	ER	SO	BB	IBB	HBP	BLK	WP	HR	S	P	ERA	WHIP
Eric Show, R ERA: 2.67	(1, 1)	3.1		18	8	4	4	1	1	0	0	0	1	0	19	23	10.80	2.700
Elias Sosa, R ERA: 7.2	(4, 1)	1.2	L	10	5	4	4	1	0	0	0	0	0	1	12	12	21.60	3.000
Sid Monge, L ERA: 4.34	(6, 1)	2.0		8	2	0	0	3	0	0	0	0	0	0	14	14	0.00	1.000
Gary Lucas, L ERA: 3.2	(8, 1)	2.0		6	0	0	0	0	0	0	0	0	0	0	6	6	0.00	0.000

PITCHER		IP	WLS	BF	H	R	ER	SO	BB	IBB	HBP	BLK	WP	HR	S	P	ERA	WHIP

Batter	1	2	3	4	5	6	7	8	9	AB	R	H	RBI	BB	SO	LOB
Gene Richards, L (1, 7) OBP: 0.359, SLG: 0.457	E1 F9 1B	HR 3-H		BB 1B BBBB	L6		2-3			4	3	1	2	1	0	3
Juan Bonilla, R (1, 4) OBP: 0.335, SLG: 0.369	F9 2-3	L7		BB 1-2 1B		1-3		K SSS		5	0	1	0	0	1	1
Ruppert Jones, L (1, 8) OBP: 0.262, SLG: 0.303	1B 1B 3-H 1B	BB BBBB		F7		6-3		6-3		4	1	1	1	1	0	2
Steve Garvey, R (1, 3) OBP: 0.366, SLG: 0.519	1B CS 1-2 1B	F7		L6		6-3		1B		5	0	2	0	0	0	3
Terry Kennedy, L (1, 2) OBP: 0.374, SLG: 0.450	1-3 2-H 1B	1B BB BBBB		BB 1-2 2-H 1B			6-3	F8		4	0	2	2	1	0	1
Sixto Lezcano, R (1, 9) OBP: 0.339, SLG: 0.342	K SSS 3-H	1B 1-2 BB BBBB		BB 1-2 2-3 BBBB			F4-3		K SSS	4	0	1	0	1	2	2
Luis Salazar, R (1, 5) OBP: 0.343, SLG: 0.388		S 1B 1B	K SSS	K SSS			BB BB 1B		F9	5	1	2	0	0	2	5
Garry Templeton, S (1, 6) OBP: 0.259, SLG: 0.302		SH3 1-H HR 1B	F7		G3		BB 1-2 BB BBBB		6-3	4	1	1	1	1	0	2
Eric Show, R (1, 1) OBP: 0.250, SLG: 0.261 Elias Sosa, R (4, 1) Jerry Turner, L (5, PH) OBP: 0.167, SLG: 0.118 Sid Monge, S (6, 1) Kurt Bevacqua, R (7, PH) OBP: 0.488, SLG: 0.412 Gary Lucas, L (8, 1)		SH3 2-3	K SSS		K SSS		BB 1-2 2-3 BBBB			1 0 1 0 0 0	0 0 0 0 0 0	0 0 0 0 1 0	0 0 0 0 0 0	0 0 0 0 1 0	1 0 0 0 0 0	2 0 0 0 0 0
Inning Stats	R: 2 E: 1 K: 1 S: 8 H: 3 LOB: 2 BB: 0 P: 8	R: 3 E: 0 K: 0 S: 6 H: 3 LOB: 1 BB: 1 P: 10	R: 0 E: 0 K: 2 S: 8 H: 1 LOB: 2 BB: 1 P: 12	R: 1 E: 0 K: 1 S: 7 H: 2 LOB: 3 BB: 2 P: 15	R: 0 E: 0 K: 1 S: 5 H: 0 LOB: 0 BB: 0 P: 5	R: 0 E: 0 K: 0 S: 3 H: 0 LOB: 0 BB: 0 P: 3	R: 0 E: 0 K: 0 S: 4 H: 1 LOB: 3 BB: 2 P: 12	R: 0 E: 0 K: 1 S: 6 H: 1 LOB: 1 BB: 0 P: 6	R: 0 E: 0 K: 1 S: 5 H: 0 LOB: 0 BB: 0 P: 5	1B: 10 2B: 1 3B: 0 HR: 1	SF: 0 SAC: 1 DP: 1 HBP: 0			WP: 0 PB: 0 SB: 1 CS: 1	PA: 44	

PITCHER		IP	WLS	BF	H	R	ER	SO	BB	IBB	HBP	BLK	WP	HR	S	P	ERA	WHIP
Scott Sanderson, R ERA: 5.74	(1, 1)	1.0		8	5	4	3	1	0	0	0	0	0	0	10	10	27.00	5.000
Ray Burris, R ERA: 2.03	(2, 1)	2.0		10	2	1	1	2	2	0	0	0	0	1	12	20	4.50	2.000
Randy Lerch, L ERA: 3.98	(4, 1)	1.0		7	2	1	1	1	2	0	0	0	0	0	7	15	9.00	4.000
Bryn Smith, R ERA: 2.57	(5, 1)	5.0	W	19	2	0	0	3	2	0	0	0	0	0	23	31	0.00	0.800

PITCHER	IP	WLS	BF	H	R	ER	SO	BB	IBB	HBP	BLK	WP	HR	S	P	ERA	WHIP

BOTTOM

Montreal Expos @ San Diego Padres

Jack Murphy Stadium, San Diego, CA

Wed Jun 01 1983, 10:05 PM EDT

Att. 11,180 - Unknown

livebaseballscorecards.com

AB	37
R	6
H	11
RBI	6
BB	6
SO	7
LOB	21

Montreal Expos @ San Francisco Giants

Candlestick Park, San Francisco, CA

Thu Jun 02 1983, 10:05 PM EDT

Att. 9,674 - Unknown

TOP

livebaseballscorecards.com

Batter	1	2	3	4	5	6	7	8	9	AB	R	H	RBI	BB	SO	LOB
Bryan Little, S (1, 6) OBP: 0.386, SLG: 0.417	F7		F7		4-3 1B 2-3 3-H		BBB HR BB		1B S 1B 1B	4	3	2	1	1	0	0
Terry Francona, L (1, 7) (7, 3) OBP: 0.192, SLG: 0.255	6-3		F7		4-3 1-2 3-H		F7		BB 1B 1-3 1B	5	1	1	1	0	0	2
Andre Dawson, R (1, 8) OBP: 0.340, SLG: 0.557	G3			F8	S 2-H 1B		1-H HR		BBB E 1B 6-3 1-2 BB	4	2	2	3	1	0	0
Al Oliver, L (1, 3) OBP: 0.342, SLG: 0.422 Jim Wohlford, R (7, 7) OBP: 0.289, SLG: 0.395		1B 1B 1B		F7	6-3 1-2		4-3		E8 1-3 2-H 3-H 1B	4 1	1 0	1 1	0 2	0 0	0 0	1 0
Gary Carter, R (1, 2) OBP: 0.305, SLG: 0.422		1B 1-2 1B		F3		G3 2B 2B	F6		6-3 3-H	5	1	2	1	0	0	0
Warren Cromartie, L (1, 9) OBP: 0.352, SLG: 0.421		L4-3 1-3 2-H 1B			1B 1B 1B	G3 2-3		5-3	F8	5	1	2	1	0	0	1
Tim Wallach, R (1, 5) OBP: 0.330, SLG: 0.465		L4-3 1-2			1B 1-2 1B	2B 3-H		1B		4	1	3	1	0	0	2
Doug Flynn, R (1, 4) OBP: 0.237, SLG: 0.259		F4-3			1B SH2-4 4-3 1-3 2-H 1B	F5-3		F9		4	1	1	1	0	0	3
Charlie Lea, R (1, 1) Randy Lerch, L (5, 1) OBP: 0.750, SLG: 1.000 Ray Burris, R (5, 1) OBP: 0.250, SLG: 0.250		K			SH2-4 1-2	K		K		1 0 2	0 0 0	0 0 0	0 0 0	0 0 0	1 0 2	0 0 2
Inning Stats	R: 0 E: 0 K: 0 S: 3 H: 0 LOB: 0 BB: 0 P: 3	R: 1 E: 0 K: 0 S: 5 H: 3 LOB: 1 BB: 0 P: 5	R: 0 E: 0 K: 1 S: 5 H: 0 LOB: 0 BB: 0 P: 5	R: 0 E: 0 K: 0 S: 3 H: 0 LOB: 0 BB: 0 P: 3	R: 4 E: 0 K: 0 S: 8 H: 5 LOB: 1 BB: 0 P: 8	R: 1 E: 0 K: 1 S: 7 H: 2 LOB: 1 BB: 0 P: 7	R: 2 E: 0 K: 0 S: 4 H: 1 LOB: 0 BB: 1 P: 8	R: 0 E: 0 K: 1 S: 6 H: 1 LOB: 1 BB: 0 P: 6	R: 3 E: 1 K: 0 S: 5 H: 3 LOB: 0 BB: 1 P: 9	1B: 12 2B: 3 3B: 0 HR: 1 SF: 0 SAC: 1 DP: 1 HBP: 0						

	AB	39
	R	11
	H	15
	RBI	11
	BB	2
	SO	3
	LOB	11

WP: 0 PB: 0 SB: 2 CS: 0 PA: 42

PITCHER		IP	WLS	BF	H	R	ER	SO	BB	IBB	HBP	BLK	WP	HR	S	P	ERA	WHIP
Andy McGaffigan, R ERA: 4.66	(1, 1)	4.0	L	17	6	4	4	1	0	0	0	0	0	0	19	19	9.00	1.500
Greg Minton, R ERA: 6.12	(5, 1)	1.0		5	2	1	1	0	0	0	0	0	0	0	5	5	9.00	2.000
Renie Martin, R ERA: 3.96	(6, 1)	2.0		10	3	3	3	1	1	0	0	0	0	1	11	15	13.50	2.000
Brian Kingman, R ERA: 9.0	(8, 1)	2.0		10	4	3	2	1	1	0	0	0	0	0	11	15	9.00	2.500

PITCHER	IP	WLS	BF	H	R	ER	SO	BB	IBB	HBP	BLK	WP	HR	S	P	ERA	WHIP

Batter	1	2	3	4	5	6	7	8	9	AB	R	H	RBI	BB	SO	LOB
Johnnie LeMaster, R (1, 6) OBP: 0.380, SLG: 0.392 Dave Bergman, L (5, PH) OBP: 0.298, SLG: 0.256 (6, 3)	F6		F8		BB: F6-4-3		K		F8	2 2	0 0	0 0	0 1	0 1	0 1	1 1
Darrell Evans, L (1, 3) OBP: 0.439, SLG: 0.630 (6, 6)	F5			F4-3	F6-4-3		1B		F8	5	0	1	0	0	0	3
Chili Davis, S (1, 8) OBP: 0.335, SLG: 0.426	K			5-3	BB: 1B		F7			3	0	0	0	1	1	1
Jack Clark, R (1, 9) OBP: 0.342, SLG: 0.433		F8		BB	1B			5-3		3	0	1	1	1	0	0
Max Venable, L (1, 7) OBP: 0.250, SLG: 0.368		F6		K	K			K		4	0	0	0	0	3	3
Tom O'Malley, L (1, 5) OBP: 0.350, SLG: 0.311		K			HR	G3		FC6-4		4	1	2	1	0	1	0
Brad Wellman, R (1, 4) OBP: 0.438, SLG: 0.357			6-3		BB: 1B	F7		FC6-4		4	1	1	0	0	0	1
Milt May, L (1, 2) OBP: 0.286, SLG: 0.313			1B		BB: F6-4-3	F2			2B	4	1	3	0	0	0	0
Andy McGaffigan, R (1, 1) OBP: 0.105, SLG: 0.111 Greg Minton, S (5, 1) Champ Summers, L (5, PH) OBP: 0.429, SLG: 0.200 Renie Martin, R (6, 1) OBP: 0.600, SLG: 1.000 Wallace Johnson, S (7, PH) OBP: 0.400, SLG: 0.250 Brian Kingman, R (8, 1) Joel Youngblood, R (9, PH) OBP: 0.246, SLG: 0.333			K		F6-4-3: BB 1B: BB		F7		F7	1 0 0 0 1 0 0	0 0 1 0 0 0 0	0 0 0 0 0 0 0	0 0 0 0 0 0 0	1 0 1 0 0 0 0	0 0 0 0 0 0 0	1 0 0 0 0 0 1
Inning Stats	R: 0 E: 0 K: 1 S: 5 H: 0 LOB: 0 BB: 0 P: 5	R: 0 E: 0 K: 1 S: 5 H: 0 LOB: 0 BB: 0 P: 5	R: 0 E: 0 K: 1 S: 6 H: 1 LOB: 1 BB: 0 P: 6	R: 0 E: 0 K: 1 S: 5 H: 0 LOB: 1 BB: 1 P: 9	R: 4 E: 0 K: 1 S: 8 H: 4 LOB: 2 BB: 3 P: 20	R: 0 E: 0 K: 0 S: 3 H: 0 LOB: 0 BB: 0 P: 3	R: 0 E: 0 K: 1 S: 6 H: 1 LOB: 1 BB: 0 P: 6	R: 0 E: 0 K: 1 S: 6 H: 1 LOB: 1 BB: 0 P: 6	R: 0 E: 0 K: 0 S: 4 H: 1 LOB: 1 BB: 0 P: 4	1B: 6 2B: 1 3B: 0 HR: 1 SF: 0 SAC: 0 DP: 1 HBP: 0				WP: 0 PB: 0 SB: 0 CS: 0	PA: 38	

PITCHER		IP	WLS	BF	H	R	ER	SO	BB	IBB	HBP	BLK	WP	HR	S	P	ERA	WHIP
Charlie Lea, R ERA: 3.32	(1, 1)	4.0		19	4	4	4	4	3	0	0	0	0	1	24	36	9.00	1.750
Randy Lerch, L ERA: 3.86	(5, 1)	0.2		2	0	0	0	0	1	0	0	0	0	0	1	5	0.00	1.500
Ray Burris, R ERA: 1.78	(5, 1)	4.1	W	17	4	0	0	3	0	0	0	0	0	0	23	23	0.00	0.923

PITCHER	IP	WLS	BF	H	R	ER	SO	BB	IBB	HBP	BLK	WP	HR	S	P	ERA	WHIP

BOTTOM

Montreal Expos @ San Francisco Giants

Candlestick Park, San Francisco, CA

Thu Jun 02 1983, 10:05 PM EDT

Att. 9,674 - Unknown

livebaseballscorecards.com

AB	34
R	4
H	8
RBI	3
BB	4
SO	7
LOB	12

Montreal Expos @ San Francisco Giants

Candlestick Park, San Francisco, CA

Fri Jun 03 1983, 6:33 AM EDT

Att. 14,924 - Unknown

TOP

livebaseballscorecards.com

Batter	1	2	3	4	5	6	7	8	9	AB	R	H	RBI	BB	SO	LOB
Tim Raines, S (1, 7) OBP: 0.393, SLG: 0.387	3-1	E6 2-3		5-3		BB			E 1B 2B	4	1	1	0	1	0	3
Bryan Little, S (1, 6) OBP: 0.387, SLG: 0.417	2B 1B 1B	PO 3-H	L4		F8	4-3			E 1B 1B 2-3	5	2	2	0	0	0	2
Andre Dawson, R (1, 8) OBP: 0.342, SLG: 0.568	2B 1B 1-2		HR		F8		6-3		E6 1B 1B 1-2 3-H	5	3	2	2	0	0	1
Al Oliver, L (1, 3) OBP: 0.343, SLG: 0.427 Terry Francona, L (9, 3) OBP: 0.192, SLG: 0.255	2B 1-H 2-H		F8		6-3		1-3		1B SF8 1B 1-3 2-H	5 0	1 0	2 0	3 0	0 0	0 0	0 0
Gary Carter, R (1, 2) OBP: 0.308, SLG: 0.421	K		F9			HR 1B	5-3		1-3 3-H	5	1	2	1	0	1	1
Warren Cromartie, L (1, 9) OBP: 0.353, SLG: 0.445	K			2-3		1-H HR		FC5-4 1B	SF8 3-H	4	1	2	3	0	1	1
Tim Wallach, R (1, 5) OBP: 0.337, SLG: 0.462 Mike Phillips, L (9, 5)		E F4-3 PO BB		PB 1B HBP		FC4-6 1B		F8	F9	3 0	0 0	1 0	0 0	1 0	0 0	2 0
Doug Flynn, R (1, 4) OBP: 0.236, SLG: 0.257	F4-3 1-2			PB 1-2 1B	FC4-6 SH3-4 1-2f			FC5-4 1-2f	F4-3	5	0	1	0	0	0	4
Bill Gullickson, R (1, 1)	6-3			K 1-2 2-3	SH3-4 1-2			F9		3	0	0	0	0	1	4

Inning Stats																								
	R: 2	H: 3	R: 0	H: 0	R: 1	H: 1	R: 0	H: 1	R: 0	H: 0	R: 2	H: 3	R: 0	H: 0	R: 0	H: 1	R: 4	H: 4	1B: 9	SF: 1	WP: 0	PA: 45
	E: 0	LOB: 1	E: 1	LOB: 1	E: 0	LOB: 0	E: 0	LOB: 2	K: 0	LOB: 0	E: 0	LOB: 2	E: 0	LOB: 0	E: 0	LOB: 1	E: 1	LOB: 1	2B: 2	SAC: 1	PB: 1	
	K: 2	BB: 0	K: 0	BB: 1	K: 0	BB: 0	K: 1	BB: 0	S: 3	BB: 0	K: 0	BB: 1	K: 0	BB: 0	K: 0	BB: 0	K: 0	BB: 0	3B: 0	DP: 0	SB: 0	
	S: 10	P: 10	S: 3	P: 7	S: 4	P: 4	S: 6	P: 7	S: 6	P: 10	S: 3	P: 3	S: 4	P: 4	S: 8	P: 8			HR: 2	HBP: 1	CS: 0	

PITCHER		IP	WLS	BF	H	R	ER	SO	BB	IBB	HBP	BLK	WP	HR	S	P	ERA	WHIP
Mike Krukow, R ERA: 3.38	(1, 1)	5.0	L	24	7	5	5	3	1	0	1	0	0	2	28	33	9.00	1.600
Greg Minton, R ERA: 5.67	(6, 1)	2.0		8	1	0	0	0	1	0	0	0	0	0	7	11	0.00	1.000
Jim Barr, R ERA: 4.73	(8, 1)	2.0		12	5	4	3	0	0	0	0	0	0	0	12	12	13.50	2.500

PITCHER	IP	WLS	BF	H	R	ER	SO	BB	IBB	HBP	BLK	WP	HR	S	P	ERA	WHIP

AB	39
R	9
H	13
RBI	9
BB	2
SO	3
LOB	18

Batter	1	2	3	4	5	6	7	8	9	AB	R	H	RBI	BB	SO	LOB
Max Venable, L (1, 7) OBP: 0.250, SLG: 0.361	F4-3		S 1B		G3 1-2		F5			4	0	1	0	0	0	1
Darrell Evans, L (1, 6) OBP: 0.431, SLG: 0.615	F7		F7 1-2		L6		F8			4	0	0	0	0	0	2
Chili Davis, S (1, 8) OBP: 0.333, SLG: 0.419	K		2-3		1B BB			K		3	0	0	0	1	2	1
Jack Clark, R (1, 9) OBP: 0.345, SLG: 0.434		F8		FC4-6 1B	1-2 2-H 1B			5-3		4	0	2	0	0	0	0
Dave Bergman, L (1, 3) OBP: 0.294, SLG: 0.256		1B 1B		FC4-6 FC3-6 1-2f		K		F8		4	0	1	0	0	1	1
Tom O'Malley, L (1, 5) OBP: 0.348, SLG: 0.309		K		FC3-6 HR 1-2f		1B			F9	4	1	1	0	0	1	2
Brad Wellman, R (1, 4) OBP: 0.450, SLG: 0.556		1-3 1B		1-H HR		K			L3	4	1	2	2	0	1	1
Bob Brenly, R (1, 2) OBP: 0.295, SLG: 0.309		6-3		K		F7			K	4	0	0	0	0	2	3
Mike Krukow, R (1, 1) OBP: 0.429, SLG: 0.538			F4-3		G3 1B 1B		F8			2	0	1	0	0	0	0
Greg Minton, S (6, 1)										0	0	0	0	0	0	0
Wallace Johnson, S (7, PH) OBP: 0.333, SLG: 0.200										1	0	0	0	0	0	0
Jim Barr, R (8, 1) OBP: 0.167, SLG: 0.333										0	0	0	0	0	0	0
Inning Stats	R: 0 E: 0 K: 1 S: 5 H: 0 LOB: 0 BB: 0 P: 5	R: 0 E: 0 K: 1 S: 7 H: 2 LOB: 2 BB: 0 P: 7	R: 0 E: 0 K: 0 S: 4 H: 1 LOB: 1 BB: 0 P: 4	R: 2 E: 0 K: 1 S: 7 H: 2 LOB: 0 BB: 0 P: 7	R: 0 E: 0 K: 0 S: 4 H: 2 LOB: 2 BB: 1 P: 8	R: 0 E: 0 K: 2 S: 8 H: 1 LOB: 1 BB: 0 P: 8	R: 0 E: 0 K: 0 S: 3 H: 0 LOB: 0 BB: 0 P: 3	R: 0 E: 0 K: 1 S: 5 H: 0 LOB: 0 BB: 0 P: 5	R: 0 E: 0 K: 1 S: 5 H: 0 LOB: 0 BB: 0 P: 5							

PITCHER	IP	WLS	BF	H	R	ER	SO	BB	IBB	HBP	BLK	WP	HR	S	P	ERA	WHIP
Bill Gullickson, R (1, 1) ERA: 4.0	9.0	W	35	8	2	2	7	1	0	0	0	0	1	48	52	2.00	1.000

PITCHER	IP	WLS	BF	H	R	ER	SO	BB	IBB	HBP	BLK	WP	HR	S	P	ERA	WHIP

BOTTOM

Montreal Expos @ San Francisco Giants

Candlestick Park, San Francisco, CA

Fri Jun 03 1983, 6:33 AM EDT

Att. 14,924 - Unknown

livebaseballscorecards.com

AB	34
R	2
H	8
RBI	2
BB	1
SO	7
LOB	11

1B: 7	SF: 0	WP: 0	PA: 35		
2B: 0	SAC: 0	PB: 0			
3B: 0	DP: 0	SB: 1			
HR: 1	HBP: 0	CS: 0			

Batter	1	2	3	4	5	6	7	8	9	AB	R	H	RBI	BB	SO	LOB
Tim Raines, S (1, 7) (8, 4) OBP: 0.390, SLG: 0.384	4-3		FC6-4 1-2f			K		2B 1-2 FC4-2 1B		4	0	1	0	0	1	1
Bryan Little, S (1, 6) (7, 4) OBP: 0.386, SLG: 0.410	4-3		F9				BBB 4-0 FC6-4 BB	F5		2	0	0	0	1	0	0
Jim Wohlford, R (8, PH) (8, 7) OBP: 0.282, SLG: 0.385										1	0	0	0	0	0	2
Andre Dawson, R (1, 8) OBP: 0.340, SLG: 0.567	F7			F5			FC6-4 S' 1B 1B 1-2f	1-3 2-H 2B		4	1	1	1	0	0	1
Al Oliver, L (1, 3) OBP: 0.342, SLG: 0.423		G3		6-3			6-3 1B 1-2 1B	FC4-2 3-H		4	0	1	0	0	0	2
Gary Carter, R (1, 2) OBP: 0.307, SLG: 0.417		5-3			F4		6-3 1-2 2-H 1B	K		4	0	1	1	0	1	2
Warren Cromartie, L (1, 9) OBP: 0.344, SLG: 0.433		F7			5-3		6-3 1-2 2-3		6-3	4	0	0	0	0	0	2
Tim Wallach, R (1, 5) OBP: 0.335, SLG: 0.455			F2		F7		IBB		F7	3	0	0	0	1	0	0
Doug Flynn, R (1, 4) OBP: 0.233, SLG: 0.254			K			F3	F8		3-4-1	2	0	0	0	0	1	0
Jerry White, S (7, PH) OBP: 0.167, SLG: 0.063										1	0	0	0	0	0	3
Mike Phillips, L (7, 6)										1	0	0	0	0	0	0
Steve Rogers, R (1, 1) OBP: 0.161, SLG: 0.133			FC6-4 1B			4-3		1B 2B 1B		2	0	1	0	0	0	0
Terry Crowley, L (8, PH) OBP: 0.667, SLG: 0.500										1	1	1	0	0	0	0
Jeff Reardon, R (8, 1)										0	0	0	0	0	0	0
Inning Stats	R: 0 E: 0 K: 0 S: 3 H: 0 LOB: 0 BB: 0 P: 3	R: 0 E: 0 K: 0 S: 3 H: 0 LOB: 0 BB: 0 P: 3	R: 0 E: 0 K: 1 S: 6 H: 1 LOB: 1 BB: 0 P: 6	R: 0 E: 0 K: 0 S: 3 H: 0 LOB: 0 BB: 0 P: 3	R: 0 E: 0 K: 0 S: 3 H: 0 LOB: 0 BB: 0 P: 3	R: 0 E: 0 K: 1 S: 5 H: 0 LOB: 0 BB: 0 P: 5	R: 1 E: 0 K: 0 S: 5 H: 2 LOB: 3 BB: 2 P: 13	R: 1 E: 0 K: 1 S: 8 H: 3 LOB: 2 BB: 0 P: 8	R: 0 E: 0 K: 0 S: 3 H: 0 LOB: 0 BB: 0 P: 3	1B: 5 2B: 1 3B: 0 HR: 0 SF: 0 SAC: 0 DP: 0 HBP: 0						

PITCHER	IP	WLS	BF	H	R	ER	SO	BB	IBB	HBP	BLK	WP	HR	S	P	ERA	WHIP
Fred Breining, R (1, 1) ERA: 4.16	7.0		28	5	2	2	2	1	1	0	0	0	0	30	38	2.57	0.857
Gary Lavelle, L (8, 1) ERA: 1.53	2.0	W	7	1	0	0	1	0	0	0	0	0	0	9	9	0.00	0.500

PITCHER	IP	WLS	BF	H	R	ER	SO	BB	IBB	HBP	BLK	WP	HR	S	P	ERA	WHIP

TOP

Montreal Expos @ San Francisco Giants

Candlestick Park, San Francisco, CA

Sat Jun 04 1983, 6:33 AM EDT

Att. 15,130 - Unknown

livebaseballscorecards.com

AB	33
R	2
H	6
RBI	2
BB	2
SO	3
LOB	13

WP: 0	PB: 0	SB: 1	CS: 0	PA: 35														

Batter	1	2	3	4	5	6	7	8	9	AB	R	H	RBI	BB	SO	LOB
Max Venable, L (1, 7) OBP: 0.262, SLG: 0.368	5-3		CS 1B		F8			HR 1B		4	1	2	0	0	0	0
Darrell Evans, L (1, 3) OBP: 0.427, SLG: 0.624	F7		K 1-2			K		1-H HR		4	1	1	2	0	2	1
Chili Davis, S (1, 8) OBP: 0.332, SLG: 0.412	K		BB			F7		F5		3	0	0	0	1	1	0
Jack Clark, R (1, 9) OBP: 0.343, SLG: 0.430		1B 1B 1-3 1B	F4			K		K		4	1	1	0	0	2	1
Tom O'Malley, L (1, 5) OBP: 0.358, SLG: 0.329		1-3 1B 1-2 CS 1B		F5-4-3 1B			1-3	2B		4	0	3	0	0	0	0
Joel Youngblood, R (1, 4) OBP: 0.247, SLG: 0.329		1-3 1-2 2-3 1B		K			5-3	F7		4	0	1	0	0	1	2
Brad Wellman, R (1, 6) OBP: 0.435, SLG: 0.524		1-3 1-2 2-3 3-H		F5-4-3 1-2			2B 1B			3	1	1	1	0	0	3
Milt May, L (1, 2) OBP: 0.309, SLG: 0.341		IBB			CS 1B		1-H 2B			2	0	2	1	1	0	0
Fred Breining, R (1, 1) OBP: 0.167, SLG: 0.091 Gary Lavelle, S (8, 1)		K 3-H			5-3 1-2		K			3 0	0 0	0 0	0 0	0 0	2 0	5 0
Inning Stats	R: 0 E: 0 K: 1 S: 5 H: 0 LOB: 0 BB: 0 P: 5	R: 1 E: 0 K: 1 S: 7 H: 3 LOB: 2 BB: 1 P: 11	R: 0 E: 0 K: 1 S: 5 H: 1 LOB: 1 BB: 1 P: 9	R: 0 E: 0 K: 1 S: 5 H: 1 LOB: 0 BB: 0 P: 5	R: 0 E: 0 K: 0 S: 3 H: 1 LOB: 0 BB: 0 P: 3	R: 0 E: 0 K: 2 S: 7 H: 0 LOB: 0 BB: 0 P: 7	R: 1 E: 0 K: 1 S: 7 H: 2 LOB: 1 BB: 0 P: 7	R: 2 E: 0 K: 1 S: 8 H: 3 LOB: 1 BB: 0 P: 8		1B: 8 2B: 2 3B: 0 HR: 1 SF: 0 SAC: 0 DP: 1 HBP: 0						

PITCHER		IP	WLS	BF	H	R	ER	SO	BB	IBB	HBP	BLK	WP	HR	S	P	ERA	WHIP
Steve Rogers, R ERA: 2.36	(1, 1)	7.0		27	8	2	2	7	1	1	0	0	0	0	39	47	2.57	1.286
Jeff Reardon, R ERA: 4.15	(8, 1)	1.0	L	6	3	2	2	1	0	0	0	0	0	1	8	8	18.00	3.000

PITCHER	IP	WLS	BF	H	R	ER	SO	BB	IBB	HBP	BLK	WP	HR	S	P	ERA	WHIP

BOTTOM

Montreal Expos @ San Francisco Giants

Candlestick Park, San Francisco, CA

Sat Jun 04 1983, 6:33 AM EDT

Att. 15,130 - Unknown

livebaseballscorecards.com

AB	31
R	4
H	11
RBI	4
BB	2
SO	8
LOB	12

GIANTS

Montreal Expos @ San Francisco Giants

Candlestick Park, San Francisco, CA

Sun Jun 05 1983, 6:33 AM EDT

Att. 22,222 - Unknown

TOP

livebaseballscorecards.com

Batter	1	2	3	4	5	6	7	8	9	AB	R	H	RBI	BB	SO	LOB
Tim Raines, S (1, 7) OBP: 0.386, SLG: 0.379	F3	1B (1-2, 2-H)		F9	FC6-4 (1-2f, 3-H)		L3			5	0	1	2	0	0	2
Bryan Little, S (1, 6) OBP: 0.373, SLG: 0.396	F4	G3		G3	F9			1-3		5	0	0	0	0	0	4
Andre Dawson, R (1, 8) OBP: 0.355, SLG: 0.603	2B		1B (2B, E)		1B (E, S)	2B		HR		5	4	5	1	0	0	0
Al Oliver, L (1, 3) OBP: 0.353, SLG: 0.443	6-3		E7 (4-3, 1-H) 2B		SF9 (1B, 1-H) 1B	FC5-4 (1B, 2-H) 2B		1B		5	3	4	2	0	0	1
Gary Carter, R (1, 2) OBP: 0.309, SLG: 0.416		K (SSS)	4-3 (2-3)		SF9 (1B, 1-3) 1B	FC5-4 (2-3) 1B		F7		5	1	2	0	0	1	2
Tim Wallach, R (1, 5) OBP: 0.332, SLG: 0.450		F4	1B (3-H)		SF9 (1-2, 3-H)	FC5-4 (L4-3) (1-2f, 3-H)		F6		4	0	1	3	0	0	2
Terry Francona, L (1, 9) OBP: 0.211, SLG: 0.268		E 1B	F5		1B (2-H)	L4-3 (1-2)			5-3	5	2	2	1	0	0	1
Doug Flynn, R (1, 4) OBP: 0.238, SLG: 0.259		F5 (1-3)		F1-3	1B (1-2) FC6-4		CS		F1	5	2	2	0	0	0	1
Chris Welsh, L (1, 1) OBP: 0.357, SLG: 0.308 Ray Burris, R (5, 1) OBP: 0.250, SLG: 0.250 Warren Cromartie, L (7, PH) OBP: 0.342, SLG: 0.430 Bryn Smith, R (7, 1) Dan Schatzeder, L (7, 1)		1B (1-2, 3-H)			FC6-4 (1-3, 2-H)		K (SSS) (1-2)		L6	3 0 1 0 1	0 0 0 0 0	3 0 0 0 0	2 0 0 0 0	0 0 0 0 0	0 0 1 0 0	0 0 1 0 0
Inning Stats	R: 0 E: 0 K: 0 S: 4 H: 1 LOB: 1 BB: 0 P: 4	R: 2 E: 1 K: 1 S: 9 H: 3 LOB: 2 BB: 0 P: 9	R: 2 E: 1 K: 0 S: 5 H: 3 LOB: 0 BB: 0 P: 5	R: 0 E: 0 K: 0 S: 4 H: 1 LOB: 1 BB: 0 P: 4	R: 5 E: 0 K: 0 S: 9 H: 6 LOB: 1 BB: 0 P: 9	R: 2 E: 0 K: 0 S: 5 H: 3 LOB: 0 BB: 0 P: 5	R: 0 E: 0 K: 1 S: 5 H: 1 LOB: 0 BB: 0 P: 5	R: 1 E: 0 K: 0 S: 5 H: 2 LOB: 1 BB: 0 P: 5	R: 0 E: 0 K: 0 S: 3 H: 0 LOB: 0 BB: 0 P: 3	1B: 15 2B: 5 3B: 0 HR: 1	SF: 1 SAC: 0 DP: 1 HBP: 0						

	AB	44
	R	12
	H	20
	RBI	11
	BB	0
	SO	2
	LOB	14

WP: 0 PB: 0 SB: 1 CS: 1 PA: 45

PITCHER		IP	WLS	BF	H	R	ER	SO	BB	IBB	HBP	BLK	WP	HR	S	P	ERA	WHIP
Bill Laskey, R (1, 1) ERA: 4.25		4.1	L	25	12	8	6	1	0	0	0	0	0	0	27	27	12.46	2.769
Brian Kingman, R (5, 1) ERA: 13.5		0.2		5	3	2	2	0	0	0	0	0	0	0	5	5	27.00	4.500
Greg Minton, R (6, 1) ERA: 5.79		1.0		4	2	1	1	0	0	0	0	0	0	0	4	4	9.00	2.000
Renie Martin, R (7, 1) ERA: 3.81		1.0		3	1	0	0	1	0	0	0	0	0	0	5	5	0.00	1.000
Jim Barr, R (8, 1) ERA: 4.72		2.0		8	2	1	1	0	0	0	0	0	0	1	8	8	4.50	1.000

PITCHER	IP	WLS	BF	H	R	ER	SO	BB	IBB	HBP	BLK	WP	HR	S	P	ERA	WHIP

Batter	1	2	3	4	5	6	7	8	9	AB	R	H	RBI	BB	SO	LOB
Brad Wellman, R (1, 6) OBP: 0.357, SLG: 0.423	F8		5-3		5-3	K		K		5	0	0	0	0	2	1
Darrell Evans, L (1, 3) OBP: 0.431, SLG: 0.627	1B		HBP		F4-3	K		6-3 2B		4	0	2	0	0	1	1
Chili Davis, S (1, 8) OBP: 0.333, SLG: 0.444	F9		5-3		HR	1-H HR		6-3 2-3		5	2	2	3	0	0	3
Jack Clark, R (1, 9) OBP: 0.349, SLG: 0.464	F8			HR	1B HR BB	HR		5-3		4	3	2	2	1	0	2
Jeffrey Leonard, R (1, 7) OBP: 0.290, SLG: 0.380		6-3		6-3	1-3 HR 1B	K			K	5	1	1	0	0	2	0
Joel Youngblood, R (1, 4) OBP: 0.282, SLG: 0.392		FC4-6 BB		1-3	1-H 3-H HR		F4-3 1B		2B 1B	4	2	3	3	1	0	0
Tom O'Malley, L (1, 5) OBP: 0.365, SLG: 0.351		F2		2B	1B		F4-3 1-2		1-3 2B	5	0	3	0	0	0	2
Bob Brenly, R (1, 2) OBP: 0.286, SLG: 0.303 Renie Martin, R (7, 1) OBP: 0.000, SLG: 1.000 Champ Summers, L (7, PH) OBP: 0.467, SLG: 0.273 Wallace Johnson, S (7, PR) OBP: 0.333, SLG: 0.200 Jim Barr, R (8, 1) OBP: 0.167, SLG: 0.333 Johnnie LeMaster, R (9, PH) OBP: 0.379, SLG: 0.390	FC4-6 1-2f		FC5-4 BB		F8		2-H 1B		F4	2 0 0 0 1 0 2 0 0 0 0 0 0 0 1 0 1 1 0 0 0 0 0 0 0 0 0 0 0 0 0 0 0 0 0 1 0 0 0 0 0 2						
Bill Laskey, R (1, 1) OBP: 0.290, SLG: 0.083 Brian Kingman, R (5, 1) Greg Minton, S (6, 1) Milt May, L (6, 2) OBP: 0.309, SLG: 0.341			F4-3	FC5-4 1-2f		HR 1B	F4-6-3 1-		F4-3	2 0 0 0 0 0 2 0 0 0 0 0 0 0 0 0 0 0 0 0 0 3 1 1 0 0 0 3						
Inning Stats	R: 0 H: 1 E: 0 LOB: 1 K: 0 BB: 0 S: 4 P: 4	R: 0 H: 0 E: 0 LOB: 1 K: 0 BB: 1 S: 3 P: 7	R: 0 H: 0 E: 0 LOB: 1 K: 0 BB: 0 S: 3 P: 4	R: 1 H: 2 E: 0 LOB: 2 K: 0 BB: 1 S: 5 P: 9	R: 4 H: 4 E: 0 LOB: 1 K: 0 BB: 1 S: 7 P: 11	R: 3 H: 3 E: 0 LOB: 0 K: 3 BB: 0 S: 12 P: 12	R: 1 H: 2 E: 0 LOB: 1 K: 0 BB: 0 S: 4 P: 4	R: 0 H: 1 E: 0 LOB: 1 K: 1 BB: 0 S: 6 P: 6	R: 0 H: 2 E: 0 LOB: 2 K: 1 BB: 0 S: 7 P: 7	1B: 7 SF: 0 2B: 3 SAC: 0 3B: 0 DP: 1 HR: 5 HBP: 1						

PITCHER		IP	WLS	BF	H	R	ER	SO	BB	IBB	HBP	BLK	WP	HR	S	P	ERA	WHIP
Chris Welsh, L ERA: 4.62	(1, 1)	4.2		25	7	5	5	0	3	0	1	0	0	3	21	34	9.64	2.143
Ray Burris, R ERA: 2.45	(5, 1)	1.1		7	3	3	3	3	0	0	0	0	0	2	13	13	20.25	2.250
Bryn Smith, R ERA: 2.86	(7, 1)	0.1		3	2	1	1	0	0	0	0	0	0	0	3	3	27.00	6.000
Dan Schatzeder, L ERA: 0.9	(7, 1)	2.2	W	10	3	0	0	2	0	0	0	0	0	0	14	14	0.00	1.125

PITCHER	IP	WLS	BF	H	R	ER	SO	BB	IBB	HBP	BLK	WP	HR	S	P	ERA	WHIP

BOTTOM

Montreal Expos @ San Francisco Giants

Candlestick Park, San Francisco, CA

Sun Jun 05 1983, 6:33 AM EDT

Att. 22,222 - Unknown

livebaseballscorecards.com

AB	41
R	9
H	15
RBI	9
BB	3
SO	5
LOB	18



WP: 0	PA: 45		
PB: 0			
SB: 0			
CS: 0			

Pittsburgh Pirates @ Montreal Expos

Olympic Stadium, Montreal, QB

Tue Jun 07 1983, 7:05 PM EDT

Att. 31,730 - Unknown

livebaseballscorecards.com

TOP

Batter	1	2	3	4	5	6	7	8	9	AB	R	H	RBI	BB	SO	LOB
Lee Mazzilli, S (1, 8) OBP: 0.408, SLG: 0.417	BBBB 4-0 WP BB BB		BBBB 4-0 2B BB		x 0-0 ① F3	x 0-0 BB 1B 1-3 2-H 1B		x 0-0 SH1-3 2B		3	1	2	1	2	0	0
Johnny Ray, S (1, 4) OBP: 0.296, SLG: 0.356	BBBB 4-0 S 1-2 BB		x 0-0 ② L8		x 0-0 1B 1B	x 0-0 BB 1-2 3-H 1B		x 0-0 ① SH1-3 2-3		3	0	2	1	1	0	1
Bill Madlock, R (1, 5) OBP: 0.390, SLG: 0.424	SSS 0-3 ① K 1-2 2-3		x 0-0 1-H 2B		x 0-0 1-2 1B	BBBB 4-0 FC6-4 1-2 2-3 BB		x 0-0 ② L1		4	0	2	1	1	1	3
Jason Thompson, L (1, 3) OBP: 0.374, SLG: 0.426	SSS 0-3 ② K		SSS 0-3 ③ K		x 0-0 ② F5	x 0-0 ③ FC6-4 1-2f		SSS 0-3 ③ K		5	0	0	0	0	3	9
Dave Parker, L (1, 9) OBP: 0.280, SLG: 0.367 Lee Lacy, R (8, 9) OBP: 0.304, SLG: 0.357	SSS 0-3 ③ K			x 0-0 ① F8	x 0-0 ③ 1-3		x 0-0 F4-3 2B		x 0-0 G3 1B	4 1	0 0	1 1	0 0	0 0	1 0	4 0
Mike Easler, L (1, 7) OBP: 0.354, SLG: 0.419		x 0-0 F6-4-3 1B		x 0-0 1-3 1B		x 0-0 ① F7	x 0-0 ① F4-3 2-3		x 0-0 ① G3 1-2	5	0	2	0	0	0	2
Tony Peña, R (1, 2) OBP: 0.277, SLG: 0.321		x 0-0 ①② F6-4-3 1-2		x 0-0 ② 1-3 1-2		x 0-0 ② F7	SSS 0-3 ② K		x 0-0 ② 5-3	5	0	0	0	0	1	4
Dale Berra, R (1, 6) OBP: 0.297, SLG: 0.364		SSS 0-3 ③ K		4-0 IBB		BBBB 4-0 1B 1B BB	4-0 IBB		4-0 IBB	1	1	0	0	4	1	0
John Candelaria, L (1, 1) OBP: 0.217, SLG: 0.182 Manny Sarmiento, R (6, 1) Kent Tekulve, R (8, 1)			x 0-0 ① SSS F4	0-3 ③ K		x 0-0 SSS 1B 1-2 1B	0-3 ③ K		x 0-0 ③ 1-3	3 1 1	1 0 0	1 0 0	0 0 0	0 0 0	1 1 0	2 2 2
Inning Stats	R: 0 E: 0 K: 3 S: 9 H: 0 LOB: 2 BB: 2 P: 17	R: 0 E: 0 K: 1 S: 5 H: 1 LOB: 0 BB: 0 P: 5	R: 1 E: 0 K: 1 S: 6 H: 1 LOB: 1 BB: 1 P: 10	R: 0 E: 0 K: 1 S: 6 H: 1 LOB: 2 BB: 1 P: 10	R: 0 E: 0 K: 0 S: 5 H: 2 LOB: 2 BB: 0 P: 5	R: 2 E: 0 K: 0 S: 6 H: 3 LOB: 3 BB: 2 P: 14	R: 0 E: 0 K: 2 S: 8 H: 1 LOB: 2 BB: 1 P: 12	R: 0 E: 0 K: 1 S: 6 H: 1 LOB: 1 BB: 0 P: 6	R: 0 E: 0 K: 0 S: 4 H: 1 LOB: 2 BB: 1 P: 8	1B: 8 2B: 3 3B: 0 HR: 0 SF: 0 SAC: 1 DP: 1 HBP: 0						

AB	36
R	3
H	11
RBI	3
BB	8
SO	9
LOB	29

WP: 1 PB: 0 SB: 1 CS: 0 PA: 45

PITCHER		IP	WLS	BF	H	R	ER	SO	BB	IBB	HBP	BLK	WP	HR	S	P	ERA	WHIP
Charlie Lea, R ERA: 3.44	(1, 1)	5.2	L	30	8	3	3	6	5	1	0	0	1	0	36	60	4.76	2.294
Dan Schatzeder, L ERA: 0.84	(6, 1)	1.1		6	1	0	0	2	0	1	0	0	0	0	9	13	0.00	0.750
Bryn Smith, R ERA: 2.67	(8, 1)	2.0		9	2	0	0	1	0	1	0	0	0	0	10	14	0.00	1.000

PITCHER		IP	WLS	BF	H	R	ER	SO	BB	IBB	HBP	BLK	WP	HR	S	P	ERA	WHIP

Batter	1	2	3	4	5	6	7	8	9	AB	R	H	RBI	BB	SO	LOB
Tim Raines, S (1, 7) OBP: 0.377, SLG: 0.368	1-3		F9		1-3		F7		4-3	5	0	0	0	0	0	3
Bryan Little, S (1, 6) OBP: 0.370, SLG: 0.399	5-3		1-3			K		2B		4	1	1	0	0	1	1
Andre Dawson, R (1, 8) OBP: 0.358, SLG: 0.611	1B			2B 3B		F7		6-3		4	1	2	0	0	0	1
Al Oliver, L (1, 3) OBP: 0.360, SLG: 0.449	5-3			BLK 2B 3-H		FC5-4 BB		2B BB		2	0	1	1	2	0	1
Gary Carter, R (1, 2) OBP: 0.303, SLG: 0.406		F8		K 2-3		FC5-4 1-2f		K		4	0	0	0	0	2	4
Tim Wallach, R (1, 5) OBP: 0.330, SLG: 0.451		F8		K			P1	1-3 2-H 2B		4	0	1	1	0	1	1
Mike Vail, R (1, 9) OBP: 0.171, SLG: 0.265		K		F9			F7	4-3		2	0	0	0	0	1	1
Terry Francona, L (7, PH) OBP: 0.203, SLG: 0.259 (8, 9)										2	0	0	0	0	0	2
Doug Flynn, R (1, 4) OBP: 0.240, SLG: 0.255			F5-3		F1-3		BB		L7	2	0	0	0	1	0	0
Warren Cromartie, L (9, PH) OBP: 0.340, SLG: 0.427										1	0	0	0	0	0	0
Charlie Lea, R (1, 1) OBP: 0.091, SLG: 0.048			1B		K		1-2 BB		F6	2	0	1	0	0	1	0
Dan Schatzeder, L (6, 1)										0	0	0	0	0	0	0
Terry Crowley, L (7, PH) OBP: 0.750, SLG: 0.500										0	0	0	0	1	0	0
Bryn Smith, R (8, 1)										0	0	0	0	0	0	0
Jerry White, S (9, PH) OBP: 0.158, SLG: 0.059										1	0	0	0	0	0	0
Inning Stats	R: 0 E: 0 K: 0 S: 4 H: 1 LOB: 1 BB: 0 P: 4	R: 0 E: 0 K: 1 S: 5 H: 0 LOB: 0 BB: 0 P: 5	R: 0 E: 0 K: 0 S: 4 H: 1 LOB: 1 BB: 0 P: 4	R: 1 E: 0 K: 2 S: 9 H: 2 LOB: 1 BB: 0 P: 9	R: 0 E: 0 K: 1 S: 5 H: 0 LOB: 0 BB: 0 P: 5	R: 0 E: 0 K: 1 S: 5 H: 0 LOB: 1 BB: 1 P: 9	R: 0 E: 0 K: 0 S: 3 H: 0 LOB: 2 BB: 2 P: 11	R: 1 E: 0 K: 1 S: 7 H: 2 LOB: 2 BB: 1 P: 11	R: 0 E: 0 K: 0 S: 3 H: 0 LOB: 0 BB: 0 P: 3	1B: 2 2B: 3 3B: 1 HR: 0	SF: 0 SAC: 0 DP: 0 HBP: 0						

PITCHER	IP	WLS	BF	H	R	ER	SO	BB	IBB	HBP	BLK	WP	HR	S	P	ERA	WHIP
John Candelaria, L (1, 1) ERA: 4.73	5.0	W	19	4	1	1	4	0	0	0	1	0	0	27	27	1.80	0.800
Manny Sarmiento, R (6, 1) ERA: 3.71	2.0		10	1	1	1	1	3	0	0	0	0	0	9	21	4.50	2.000
Kent Tekulve, R (8, 1) ERA: 1.69	2.0	S	8	1	0	0	1	1	0	0	0	0	0	9	13	0.00	1.000

PITCHER	IP	WLS	BF	H	R	ER	SO	BB	IBB	HBP	BLK	WP	HR	S	P	ERA	WHIP

BOTTOM

Pittsburgh Pirates @ Montreal Expos

Olympic Stadium, Montreal, QB

Tue Jun 07 1983, 7:05 PM EDT

Att. 31,730 - Unknown

livebaseballscorecards.com

AB	33
R	2
H	6
RBI	2
BB	4
SO	6
LOB	14

WP: 0	PB: 0	SB: 0	CS: 0
PA: 37			

Batter	1	2	3	4	5	6	7	8	9	AB	R	H	RBI	BB	SO	LOB
Lee Mazzilli, S (1, 8) OBP: 0.403, SLG: 0.407	B B B B 4-0 FC1-6 BB		x 0-0 ③ F8		S S S 0-3 ③ K		S S S 0-3 ③ K		S S S 0-3 ③ K	4	0	0	0	1	3	4
Johnny Ray, S (1, 4) OBP: 0.295, SLG: 0.354	x 0-0 ① FC1-6 F6-4-3 1-2f			x 0-0 ① F4-3		x 0-0 1B 1B 1B		x 0-0 ① G3		4	1	1	0	0	0	1
Bill Madlock, R (1, 5) OBP: 0.387, SLG: 0.419	x 0-0 ② ③ F6-4-3 1-2			S S S 0-3 ② K		x 0-0 1B 1-2 1B		x 0-0 ② 5-3		4	0	1	0	0	1	1
Jason Thompson, L (1, 3) OBP: 0.366, SLG: 0.416		x 0-0 ① F5		S S S 0-3 ③ K		x 0-0 ① F8		x 0-0 ③ F4-3		4	0	0	0	0	1	2
Dave Parker, L (1, 9) OBP: 0.285, SLG: 0.370		x 0-0 ② F4			x 0-0 ① F9	x 0-0 FC5-4 1-2 2-H 1B			x 0-0 1B E 1B	4	1	2	1	0	0	0
Mike Easler, L (1, 7) OBP: 0.359, SLG: 0.422		x 0-0 ③ F7			x 0-0 1B BB 1B	x 0-0 ② F7			x 0-0 E9 1-H 1B	4	1	2	0	0	0	2
Tony Peña, R (1, 2) OBP: 0.270, SLG: 0.313			x 0-0 ① 5-3		x 0-0 ② F9	x 0-0 ③ FC5-4 1-2f			x 0-0 ① F8	4	0	0	0	0	0	3
Dale Berra, R (1, 6) OBP: 0.307, SLG: 0.389			x 0-0 1B		B B B B 4-0 1B 1-2 BB		x 0-0 ① F4		x 0-0 HR	3	1	2	1	1	0	0
Rick Rhoden, R (1, 1) OBP: 0.200, SLG: 0.233 Gene Tenace, R (7, PH) OBP: 0.214, SLG: 0.043 Rod Scurry, L (7, 1) Richie Hebner, L (9, PH) OBP: 0.393, SLG: 0.302			x 0-0 ② F6		x 0-0 1-2 2-3 1B		x 0-0 ② F7		x 0-0 ② F4-3	2 1 0 1	0 0 0 0	1 0 0 0	0 0 0 0	0 0 0 0	0 0 0 0	1 0 0 0
Inning Stats	R: 0 E: 0 K: 0 S: 2 H: 0 LOB: 0 BB: 1 P: 6	R: 0 E: 0 K: 0 S: 3 H: 0 LOB: 0 BB: 0 P: 3	R: 0 E: 0 K: 0 S: 4 H: 1 LOB: 1 BB: 0 P: 4	R: 0 E: 0 K: 2 S: 7 H: 0 LOB: 0 BB: 0 P: 7	R: 0 E: 0 K: 1 S: 7 H: 2 LOB: 3 BB: 1 P: 11	R: 1 E: 0 K: 0 S: 6 H: 3 LOB: 2 BB: 0 P: 6	R: 0 E: 0 K: 1 S: 5 H: 0 LOB: 0 BB: 0 P: 5	R: 0 E: 0 K: 0 S: 3 H: 0 LOB: 0 BB: 0 P: 3	R: 3 E: 1 K: 1 S: 8 H: 3 LOB: 0 BB: 0 P: 8	1B: 8 2B: 0 3B: 0 HR: 1	SF: 0 SAC: 0 DP: 1 HBP: 0						

PITCHER	IP	WLS	BF	H	R	ER	SO	BB	IBB	HBP	BLK	WP	HR	S	P	ERA	WHIP
Bill Gullickson, R (1, 1) ERA: 4.03	8.1	W	35	9	4	4	4	2	0	0	0	0	1	41	49	4.32	1.320
Jeff Reardon, R (9, 1) ERA: 4.05	0.2	S	2	0	0	0	1	0	0	0	0	0	0	4	4	0.00	0.000

PITCHER	IP	WLS	BF	H	R	ER	SO	BB	IBB	HBP	BLK	WP	HR	S	P	ERA	WHIP

TOP

Pittsburgh Pirates @ Montreal Expos

Olympic Stadium, Montreal, QB

Wed Jun 08 1983, 7:05 PM EDT

Att. 16,200 - Unknown

livebaseballscorecards.com

AB	35
R	4
H	9
RBI	2
BB	2
SO	5
LOB	14

Batter	1	2	3	4	5	6	7	8	9	AB	R	H	RBI	BB	SO	LOB
Tim Raines, S (1, 7) OBP: 0.370, SLG: 0.360	S S S 0-3 K ①		x 0-0 4-3 ① 2-3	S S S 0-3 K ③		x 0-0 3-1 ③				4	0	0	0	0	2	1
Bryan Little, S (1, 6) OBP: 0.367, SLG: 0.397	x 0-0 F8 ②		x 0-0 SF9 ② 3-H		x 0-0 BB F8 1B		x 0-0 6-3 ①			3	0	1	1	0	0	0
Andre Dawson, R (1, 8) OBP: 0.361, SLG: 0.605	B B B B 4-0 WP 1B BB		H 1-0 S 1B HBP		x 0-0 F8 ① 1-2		x 0-0 6-3 ②			2	2	0	0	1	0	1
Al Oliver, L (1, 3) OBP: 0.367, SLG: 0.452	x 0-0 1-H 1B ③		x 0-0 1-H 2B 1B		I I I 4-0 BB IBB		x 0-0 F6 ③			3	1	2	2	1	0	0
Gary Carter, R (1, 2) OBP: 0.307, SLG: 0.420		x 0-0 F8 ①	x 0-0 E 1-H 2B		x 0-0 F6 ②			x 0-0 2B 2B		4	1	2	1	0	0	2
Tim Wallach, R (1, 5) OBP: 0.333, SLG: 0.455		x 0-0 L4 ②	x 0-0 E6 2-3		B B B 4-0 1-2 2-3 BB			x 0-0 2-H 2B		3	0	1	1	1	0	1
Terry Francona, L (1, 9) OBP: 0.206, SLG: 0.258		x 0-0 1B	x 0-0 F8 ③		x 0-0 F9 ③			x 0-0 6-3 ①		4	0	1	0	0	0	6
Doug Flynn, R (1, 4) OBP: 0.234, SLG: 0.248		x 0-0 F5-3 ③		x 0-0 F4 ①		S S S 0-3 K ①		x 0-0 F9 ②		4	0	0	0	0	1	2
Bill Gullickson, R (1, 1) OBP: 0.111, SLG: 0.080 Jeff Reardon, R (9, 1)			x 0-0 4-3 SF9 2B	S S S 0-3 K2-3 ②		x 0-0 6-3 ②		x 0-0 6-3 ③		4 0	1 0	1 0	0 0	0 0	1 0	1 0
Inning Stats	R: 1 E: 0 K: 1 S: 5 H: 1 LOB: 1 BB: 1 P: 9	R: 0 E: 0 K: 0 S: 4 H: 1 LOB: 1 BB: 0 P: 4	R: 3 E: 1 K: 0 S: 7 H: 3 LOB: 2 BB: 0 P: 8	R: 0 E: 0 K: 2 S: 7 H: 0 LOB: 0 BB: 0 P: 7	R: 0 E: 0 K: 0 S: 4 H: 1 LOB: 3 BB: 2 P: 12	R: 0 E: 0 K: 1 S: 5 H: 0 LOB: 0 BB: 0 P: 5	R: 0 E: 0 K: 0 S: 3 H: 0 LOB: 0 BB: 0 P: 3	R: 1 E: 0 K: 0 S: 5 H: 2 LOB: 1 BB: 0 P: 5		1B: 4 2B: 4 3B: 0 HR: 0	SF: 1 SAC: 0 DP: 0 HBP: 1		WP: 1 PB: 0 SB: 1 CS: 0	PA: 36		

PITCHER		IP	WLS	BF	H	R	ER	SO	BB	IBB	HBP	BLK	WP	HR	S	P	ERA	WHIP
Rick Rhoden, R ERA: 3.22	(1, 1)	6.0	L	28	6	4	4	4	2	1	1	0	1	0	32	45	6.00	1.333
Rod Scurry, L ERA: 4.06	(7, 1)	2.0		8	2	1	1	0	0	0	0	0	0	0	8	8	4.50	1.000

PITCHER	IP	WLS	BF	H	R	ER	SO	BB	IBB	HBP	BLK	WP	HR	S	P	ERA	WHIP

BOTTOM

Pittsburgh Pirates @ Montreal Expos

Olympic Stadium, Montreal, QB

Wed Jun 08 1983, 7:05 PM EDT

Att. 16,200 - Unknown

livebaseballscorecards.com

AB	31
R	5
H	8
RBI	5
BB	3
SO	4
LOB	14

Batter	1	2	3	4	5	6	7	8	9	AB	R	H	RBI	BB	SO	LOB
Lee Mazzilli, S (1, 8) OBP: 0.407, SLG: 0.409	BB 1B 1B 1B	K		3-1	WP BB			CS SH2-4 1B		4	1	2	0	1	1	1
Johnny Ray, S (1, 4) OBP: 0.299, SLG: 0.368	1B BB 1-2 FC1-2 1B	L3		3B	6-3 1-2 2-3			SH2-4 1-2		4	0	2	0	0	0	3
Bill Madlock, R (1, 5) OBP: 0.375, SLG: 0.405	K		F4	5-3		6-3		F6 2-3		5	0	0	0	0	1	4
Jason Thompson, L (1, 3) OBP: 0.372, SLG: 0.411	FC1-2 1B 1-2 2-3 1B BB		HBP 1B 2B BB	K		F4-6-3 BB			L7	2	2	0	0	3	1	1
Dave Parker, L (1, 9) OBP: 0.288, SLG: 0.371	FC1-2 1-2 2-3 3-H 1B		HBP 1-2 2B 1B		3-1	F4-6-3 1-2			K	5	1	2	1	0	1	1
Mike Easler, L (1, 7) OBP: 0.369, SLG: 0.434	FC1-2 1B 1-2 2-3 3-Hf		2B 1-2 2-3 HBP		3-1 1B 2B 1B		F4-3		2B	4	1	2	0	0	0	3
Tony Peña, R (1, 2) OBP: 0.280, SLG: 0.329	1-2 2-H 3-H 1B		1-3 2-H 3-H 2B		3-1 1-2 2B 1B		1-3		F8	5	1	3	3	0	0	1
Dale Berra, R (1, 6) OBP: 0.311, SLG: 0.388		SH3-4 1B	F3		3-1 1-2 2-3		FC6-4 BB			3	0	1	0	1	0	4
Larry McWilliams, L (1, 1) OBP: 0.194, SLG: 0.200		SH3-4 1-2	K		WP 2-H 3-H 2B		FC6-4 1-2f			3	0	1	2	0	1	3

Inning Stats																		
	R: 2	H: 4	R: 0	H: 1	R: 2	H: 2	R: 0	H: 1	R: 2	H: 3	R: 0	H: 0	R: 0	H: 0	R: 0	H: 1	R: 0	H: 1
	E: 0	LOB: 2	E: 0	LOB: 1	E: 0	LOB: 2	E: 0	LOB: 1	E: 0	LOB: 0	E: 0	LOB: 0	E: 0	LOB: 1	E: 0	LOB: 0	E: 0	LOB: 1
	K: 1	BB: 1	K: 1	BB: 0	K: 1	BB: 1	K: 1	BB: 0	K: 0	BB: 1	K: 0	BB: 1	K: 0	BB: 1	K: 0	BB: 0	K: 1	BB: 0
	S: 8	P: 12	S: 6	P: 6	S: 7	P: 12	S: 6	P: 6	S: 6	P: 10	S: 2	P: 6	S: 3	P: 7	S: 3	P: 3	S: 6	P: 6

	1B: 9	SF: 0	WP: 1	PA: 43
	2B: 3	SAC: 2	PB: 0	
	3B: 1	DP: 1	SB: 0	
	HR: 0	HBP: 1	CS: 1	

PITCHER		IP	WLS	BF	H	R	ER	SO	BB	IBB	HBP	BLK	WP	HR	S	P	ERA	WHIP
Steve Rogers, R ERA: 2.77	(1, 1)	4.2	L	27	11	6	6	4	2	0	1	0	0	0	32	41	11.57	2.786
Chris Welsh, L ERA: 4.46	(5, 1)	1.1		5	0	0	0	0	2	0	0	0	1	0	3	11	0.00	1.500
Bryn Smith, R ERA: 2.51	(7, 1)	2.0		7	1	0	0	0	1	0	0	0	0	0	6	10	0.00	1.000
Dan Schatzeder, L ERA: 0.81	(9, 1)	1.0		4	1	0	0	1	0	0	0	0	0	0	6	6	0.00	1.000

PITCHER	IP	WLS	BF	H	R	ER	SO	BB	IBB	HBP	BLK	WP	HR	S	P	ERA	WHIP

TOP

Pittsburgh Pirates @ Montreal Expos

Olympic Stadium, Montreal, QB

Thu Jun 09 1983, 7:05 PM EDT

Att. 34,313 - Unknown

livebaseballscorecards.com

AB	35
R	6
H	13
RBI	6
BB	5
SO	5
LOB	21

BOTTOM

Pittsburgh Pirates @ Montreal Expos

Olympic Stadium, Montreal, QB

Thu Jun 09 1983, 7:05 PM EDT

Att. 34,313 - Unknown

livebaseballscorecards.com

Batter	1	2	3	4	5	6	7	8	9	AB	R	H	RBI	BB	SO	LOB
Tim Raines, S (1, 7) OBP: 0.366, SLG: 0.361	E1 4-3 1B	G3 2-3		K			4-3 1B 2B		L7	5	2	1	0	0	1	2
Bryan Little, S (1, 6) OBP: 0.363, SLG: 0.387	4-3 1-2	6-3			F9		4-3 2-3		6-3 BB	4	0	0	0	1	0	3
Andre Dawson, R (1, 8) OBP: 0.357, SLG: 0.595	K		F7		F8		1B 3-H		6-3 1-2	5	0	1	1	0	1	2
Al Oliver, L (1, 3) OBP: 0.364, SLG: 0.446	BB 1B 2-H 1B		F8		2-3		F8		F7	5	0	1	1	0	0	2
Gary Carter, R (1, 2) OBP: 0.306, SLG: 0.416	BB 1-2 1B		4-3			5-3	K			4	0	1	0	0	1	1
Bobby Ramos, R (8, 2) OBP: 0.357, SLG: 0.417										0	0	0	0	0	0	0
Tim Wallach, R (1, 5) OBP: 0.341, SLG: 0.463	1-2 2-3 BB			L9 3B 2B		1B 1B			F7	3	1	2	0	1	0	0
Mike Vail, R (1, 9) OBP: 0.179, SLG: 0.263	1-3			L9 2-3		F8			FC6-4 1B	4	0	1	0	0	0	5
Doug Flynn, R (1, 4) OBP: 0.247, SLG: 0.274		G3 SH1-4 1B		3-H 3B		1-2 1B			FC6-4 1-2f	4	0	3	1	0	0	1
Steve Rogers, R (1, 1) OBP: 0.156, SLG: 0.129										1	0	0	0	0	0	1
Chris Welsh, L (5, 1) OBP: 0.367, SLG: 0.308										0	0	0	0	0	0	0
Jerry White, S (6, PH) OBP: 0.150, SLG: 0.056										1	0	0	0	0	0	2
Bryn Smith, R (7, 1)										0	0	0	0	0	0	0
Jim Wohlford, R (8, PH) OBP: 0.275, SLG: 0.375										1	0	0	0	0	0	1
Dan Schatzeder, L (9, 1)		SH1-4 1-2		4-3		1-3			4-3	0	0	0	0	0	0	0

Inning Stats	1	2	3	4	5	6	7	8	9
R	1	0	0	1	0	0	1	0	0
E	1	0	0	0	0	0	0	0	0
K	1	0	0	1	0	0	1	0	0
S	8	4	3	7	0	5	7	4	3
H	2	1	0	2	0	2	2	1	0
LOB	3	1	0	1	0	2	1	1	1
BB	1	0	0	0	0	0	0	0	0
P	12	4	3	7	0	5	7	4	3

1B	7
2B	2
3B	1
HR	0
SF	0
SAC	1
DP	0
HBP	0
WP	0
PB	0
SB	0
CS	0
PA	40

AB	37
R	3
H	10
RBI	3
BB	2
SO	3
LOB	20

PITCHER	IP	WLS	BF	H	R	ER	SO	BB	IBB	HBP	BLK	WP	HR	S	P	ERA	WHIP
Larry McWilliams, L (1, 1) ERA: 2.73	9.0	W	40	10	3	2	3	2	0	0	0	0	0	44	52	2.00	1.333

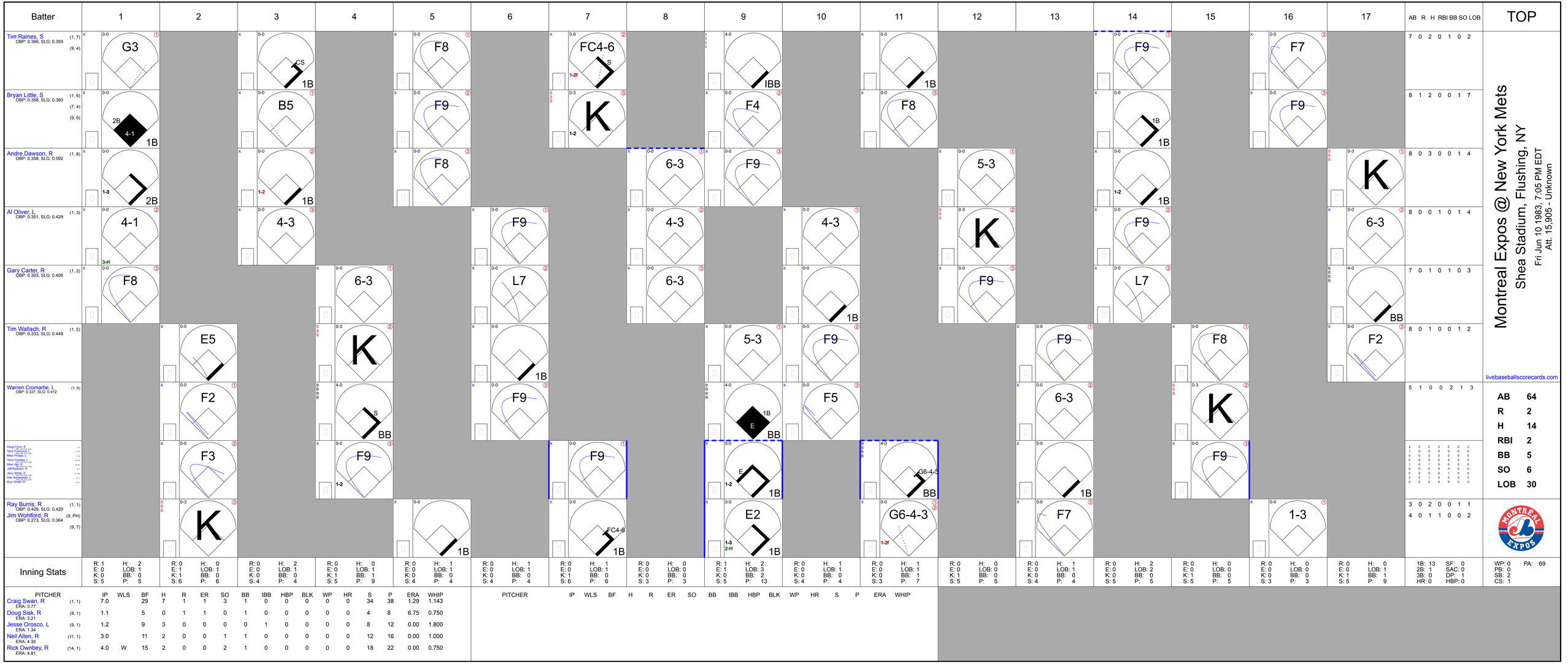
Batter
1
2
3
4
5
6
7
8
9
10
11
12
13
14
15
16
17
AB R H RBI BB SO LOB
TOP
Tim Raines, S (1, 7) (9, 4) OBP: 0.366, SLG: 0.359
G3
7 0 2 0 1 0 2
Bryan Little, S (1, 6) (7, 4) (9, 6) OBP: 0.358, SLG: 0.380
2B 4-1 1B
CS 1B
B5
F8
F9
F4
IBB
1B
F8
F9
1B
F7
F9
8 1 2 0 0 1 7
Andre Dawson, R (1, 8) OBP: 0.358, SLG: 0.592
1-3 2B
1-2 1B
F8
6-3
F9
5-3
K
1-2 1B
K
8 0 3 0 0 1 4
Al Oliver, L (1, 3) OBP: 0.351, SLG: 0.429
4-1 3-H
4-3
F9
4-3
4-3
K
F9
6-3
8 0 0 1 0 1 4
Gary Carter, R (1, 2) OBP: 0.303, SLG: 0.406
F8
6-3
L7
6-3
1B
F9
L7
BB
7 0 1 0 1 0 3
Tim Wallach, R (1, 5) OBP: 0.333, SLG: 0.449
E5
K
1B
5-3
F9
F9
F8
F2
8 0 1 0 0 1 2
Warren Cromartie, L (1, 9) OBP: 0.337, SLG: 0.412
F2
S BB
F9
1B E BB
F5
6-3
K
5 1 0 0 2 1 3
Doug Flynn, R (1, 4)
Terry Francona, L (7, PH)
Mike Phillips, L (7, 4)
Terry Crowley, L (8, PH)
Mike Vail, R (8, 7)
Jeff Reardon, R (9, 5)
Jerry White, R (7, PH)
Dan Schatzeder, L (7, 7)
Bryn Smith, R (9, 1)
F3
F9
1-2
F9
1-2 E 1B
G6-4-3 BB
F9
2 1 0 0 0 0 2
1 0 0 0 0 0 0
0 0 0 0 0 0 0
1 1 0 0 0 0 0
0 0 0 0 0 0 0
0 0 0 0 0 0 0
2 0 1 0 0 0 0
0 0 0 0 0 0 0
Ray Burris, R (1, 1) OBP: 0.429, SLG: 0.429
Jim Wohlford, R (9, PH) (9, 7) OBP: 0.273, SLG: 0.364
K
1B
FC4-6
E2 1-3 2-H 1B
G6-4-3 1-2f
F7
1-3
3 0 2 0 0 1 1
4 0 1 1 0 0 2
Inning Stats
R: 1 E: 0 K: 0 S: 5
H: 2 LOB: 1 BB: 0 P: 5
R: 0 E: 1 K: 1 S: 6
H: 0 LOB: 1 BB: 0 P: 6
R: 0 E: 0 K: 0 S: 4
H: 2 LOB: 1 BB: 0 P: 4
R: 0 E: 0 K: 1 S: 5
H: 0 LOB: 1 BB: 1 P: 9
R: 0 E: 0 K: 0 S: 4
H: 1 LOB: 1 BB: 0 P: 4
R: 0 E: 0 K: 0 S: 4
H: 1 LOB: 1 BB: 0 P: 4
R: 0 E: 0 K: 1 S: 6
H: 1 LOB: 1 BB: 0 P: 6
R: 0 E: 0 K: 0 S: 3
H: 0 LOB: 0 BB: 0 P: 3
R: 1 E: 1 K: 0 S: 5
H: 2 LOB: 3 BB: 2 P: 13
R: 0 E: 0 K: 0 S: 4
H: 1 LOB: 0 BB: 0 P: 4
R: 0 E: 0 K: 0 S: 3
H: 1 LOB: 1 BB: 1 P: 7
R: 0 E: 0 K: 1 S: 5
H: 0 LOB: 0 BB: 0 P: 5
R: 0 E: 0 K: 0 S: 4
H: 1 LOB: 1 BB: 0 P: 4
R: 0 E: 0 K: 0 S: 5
H: 2 LOB: 2 BB: 0 P: 5
R: 0 E: 0 K: 1 S: 5
H: 0 LOB: 0 BB: 0 P: 5
R: 0 E: 0 K: 0 S: 3
H: 0 LOB: 0 BB: 0 P: 3
R: 0 E: 0 K: 1 S: 5
H: 0 LOB: 1 BB: 1 P: 9
1B: 13 2B: 1 3B: 0 HR: 0
SF: 0 SAC: 0 DP: 1 HBP: 0
PA: 69
WP: 0 PB: 0 SB: 2 CS: 1
PITCHER IP WLS BF H R ER SO BB IBB HBP BLK WP HR S P ERA WHIP
Craig Swan, R (1, 1) ERA: 3.77 7.0 29 7 1 1 3 1 0 0 0 0 0 0 34 38 1.29 1.143
Doug Sisk, R (8, 1) ERA: 3.21 1.1 5 0 1 1 0 1 0 0 0 0 0 0 4 8 6.75 0.750
Jesse Orosco, L (9, 1) ERA: 1.34 1.2 9 3 0 0 0 0 1 0 0 0 0 0 8 12 0.00 1.800
Neil Allen, R (11, 1) ERA: 4.35 3.0 11 2 0 0 1 1 0 0 0 0 0 0 12 16 0.00 1.000
Rick Ownbey, R (14, 1) ERA: 4.81 4.0 W 15 2 0 0 2 1 0 0 0 0 0 0 18 22 0.00 0.750
PITCHER IP WLS BF H R ER SO BB IBB HBP BLK WP HR S P ERA WHIP
Montreal Expos @ New York Mets
Shea Stadium, Flushing, NY
Fri Jun 10 1983, 7:05 PM EDT
Att. 15,905 - Unknown
livebaseballscorecards.com
AB 64
R 2
H 14
RBI 2
BB 5
SO 6
LOB 30

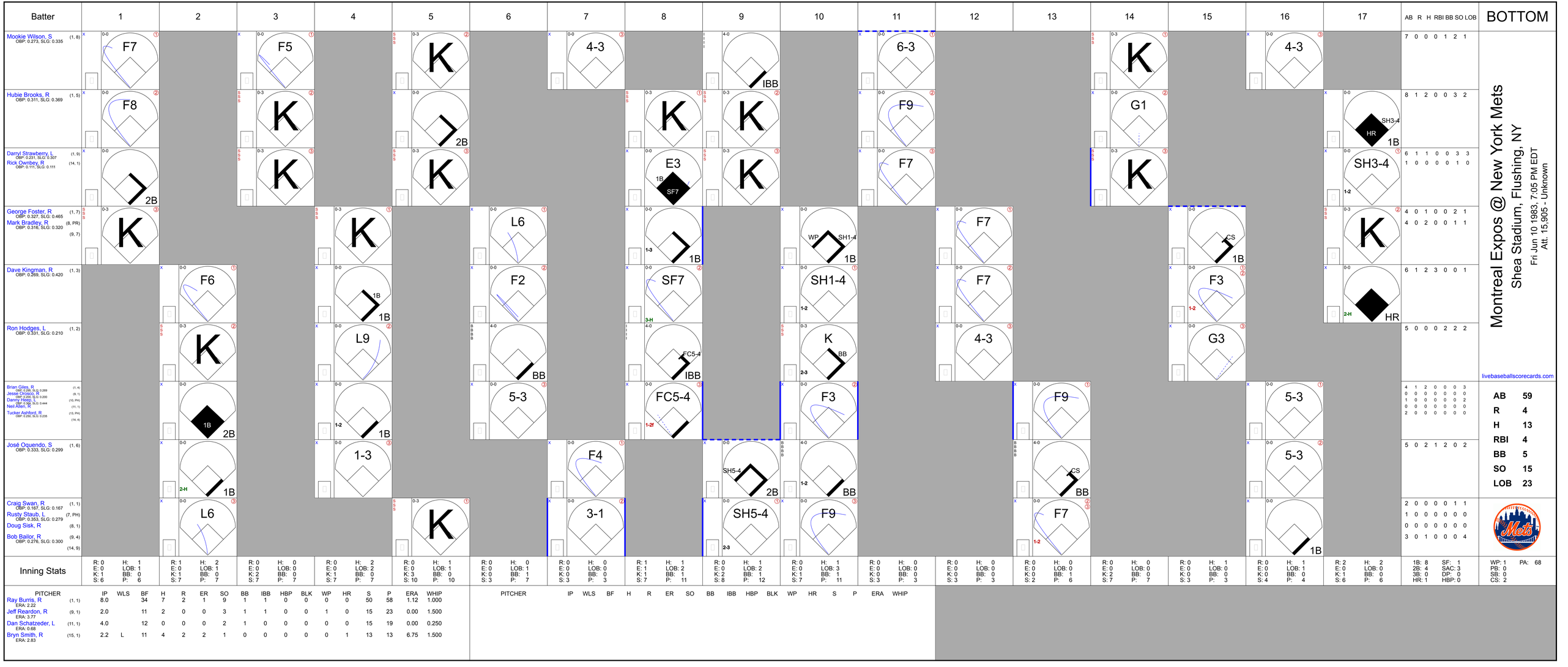
Batter
1
2
3
4
5
6
7
8
9
10
11
12
13
14
15
16
17
AB R H RBI BB SO LOB
BOTTOM
Mookie Wilson, S (1, 8) OBP: 0.273, SLG: 0.335
F7
F5
K
4-3
IBB
6-3
K
4-3
7 0 0 0 1 2 1
Hubie Brooks, R (1, 5) OBP: 0.311, SLG: 0.369
F8
K
2B
K
K
F9
G1
HR
SH3-4
1B
8 1 2 0 0 3 2
Darryl Strawberry, L (1, 9) OBP: 0.231, SLG: 0.307
Rick Ownbey, R (14, 1) OBP: 0.111, SLG: 0.111
2B
K
K
E3
1B
SF7
K
F7
K
SH3-4
1-2
6 1 1 0 0 3 3
1 0 0 0 0 1 0
George Foster, R (1, 7) OBP: 0.327, SLG: 0.465
Mark Bradley, R (8, PR) OBP: 0.316, SLG: 0.320 (9, 7)
K
K
L6
1-3
1B
WP
SH1-4
1B
F7
CS
1B
K
4 0 1 0 0 2 1
4 0 2 0 0 1 1
Dave Kingman, R (1, 3) OBP: 0.269, SLG: 0.420
F6
K
1B
F2
SF7
3-H
SH1-4
1-2
F7
F7
F3
1-2
HR
2-H
6 1 2 3 0 0 1
Ron Hodges, L (1, 2) OBP: 0.331, SLG: 0.210
K
L9
BB
FC5-4
IBB
K
BB
2-3
4-0
G3
5 0 0 0 2 2 2
Brian Giles, R (1, 4) OBP: 0.295, SLG: 0.269
Jesse Orosco, R (9, 1) OBP: 0.200, SLG: 0.220
Darrell Evans, R (10, PH) OBP: 0.556, SLG: 0.444
Neil Allen, R (11, 1)
Tucker Ashford, R (13, PH) OBP: 0.200, SLG: 0.235 (14, 4)
1B
2B
1-2
1B
5-3
FC5-4
1-2r
F3
F9
5-3
4 1 2 0 0 0 3
0 0 0 0 0 0 0
1 0 0 0 0 0 2
0 0 0 0 0 0 0
2 0 0 0 0 0 0
AB 59
R 4
H 13
RBI 4
BB 5
SO 15
LOB 23
José Oquendo, S (1, 6) OBP: 0.333, SLG: 0.299
2-H
1B
1-3
F4
SH5-4
2B
F3
BB
1-2
CS
BB
5-3
5 0 2 1 2 0 2
Craig Swan, R (1, 1) OBP: 0.167, SLG: 0.167
Rusty Staub, L (7, PH) OBP: 0.353, SLG: 0.279
Doug Sisk, R (8, 1)
Bob Bailor, R (9, 4) OBP: 0.276, SLG: 0.300 (14, 9)
L6
K
3-1
SH5-4
2-3
F9
F7
1-2
1B
2 0 0 0 0 1 1
1 0 0 0 0 0 0
0 0 0 0 0 0 0
3 0 1 0 0 0 4
Inning Stats
R: 0 E: 0 K: 1 S: 6
H: 1 LOB: 1 BB: 0 P: 6
R: 1 E: 0 K: 1 S: 7
H: 2 LOB: 1 BB: 0 P: 7
R: 0 E: 0 K: 2 S: 7
H: 0 LOB: 0 BB: 0 P: 7
R: 0 E: 0 K: 1 S: 7
H: 2 LOB: 2 BB: 0 P: 7
R: 0 E: 0 K: 3 S: 10
H: 1 LOB: 1 BB: 0 P: 10
R: 0 E: 0 K: 0 S: 3
H: 0 LOB: 1 BB: 1 P: 7
R: 0 E: 0 K: 0 S: 3
H: 0 LOB: 0 BB: 0 P: 3
R: 1 E: 1 K: 1 S: 7
H: 1 LOB: 2 BB: 1 P: 11
R: 0 E: 0 K: 2 S: 8
H: 1 LOB: 2 BB: 1 P: 12
R: 0 E: 0 K: 1 S: 7
H: 1 LOB: 3 BB: 1 P: 11
R: 0 E: 0 K: 0 S: 3
H: 0 LOB: 0 BB: 0 P: 3
R: 0 E: 0 K: 0 S: 3
H: 0 LOB: 0 BB: 0 P: 3
R: 0 E: 0 K: 0 S: 2
H: 0 LOB: 0 BB: 1 P: 6
R: 0 E: 0 K: 2 S: 7
H: 0 LOB: 0 BB: 0 P: 7
R: 0 E: 0 K: 0 S: 3
H: 1 LOB: 0 BB: 0 P: 3
R: 0 E: 0 K: 0 S: 4
H: 1 LOB: 1 BB: 0 P: 4
R: 2 E: 0 K: 1 S: 6
H: 2 LOB: 0 BB: 0 P: 6
1B: 8 2B: 4 3B: 0 HR: 1
SF: 1 SAC: 3 DP: 0 HBP: 0
WP: 1 PB: 0 SB: 0 CS: 2
PA: 68
PITCHER
IP WLS BF H R ER SO BB IBB HBP BLK WP HR S P ERA WHIP
Ray Burris, R (1, 1) ERA: 2.22
8.0 34 7 2 1 1 9 1 1 0 0 0 0 50 58 1.12 1.000
Jeff Reardon, R (9, 1) ERA: 3.77
2.0 11 2 0 0 3 1 1 0 0 1 0 15 23 0.00 1.500
Dan Schatzeder, L (11, 1) ERA: 0.68
4.0 12 0 0 0 2 1 0 0 0 0 0 15 19 0.00 0.250
Bryn Smith, R (15, 1) ERA: 2.83
2.2 L 11 4 2 2 1 0 0 0 0 0 1 13 13 6.75 1.500
PITCHER
IP WLS BF H R ER SO BB IBB HBP BLK WP HR S P ERA WHIP
Montreal Expos @ New York Mets
Shea Stadium, Flushing, NY
Fri Jun 10 1983, 7:05 PM EDT
Att. 15,905 - Unknown
livebaseballscorecards.com

Batter	1	2	3	4	5	6	7	8	9	AB	R	H	RBI	BB	SO	LOB
Tim Raines, S (1, 7) OBP: 0.367, SLG: 0.353	4-3		BB G3 S SF8		L5	6-3		BB 1B 1-2		3	1	0	0	2	0	2
Bryan Little, S (1, 6) OBP: 0.364, SLG: 0.379	F9		G3 1-3		BB FC6-4		BB 4-3 5-3 1B	1B 1-2 2-3		3	1	1	0	2	0	1
Andre Dawson, R (1, 8) OBP: 0.354, SLG: 0.584	BB		SF8 3-H		FC6-4 1-2f		5-3 1-2	F7		3	0	0	1	1	0	6
Al Oliver, L (1, 3) OBP: 0.349, SLG: 0.426 Terry Francona, L (7, 3) OBP: 0.200, SLG: 0.250	4-3		K			1B 1B 1B	4-3 2-3	F5		4 1	1 0	1 0	0 0	0 0	1 0	2 3
Tim Wallach, R (1, 5) OBP: 0.341, SLG: 0.450 Mike Phillips, L (7, PR) (7, 5)		F8		BB G4-6-3		3B 1B 1-2	HBP WP 1B		F8	2 1	1 0	1 0	0 0	1 0	0 0	0 0
Warren Cromartie, L (1, 9) OBP: 0.339, SLG: 0.412		4-3		G4-6-3 1-2f		3B 1B 1-2 2-H	WP 1-2 3-H		4-3	5	1	2	2	0	0	1
Doug Flynn, R (1, 4) OBP: 0.237, SLG: 0.262		F6 BB		F1-3		B2	F4-3 1-2 2-3		F4-3	5	0	0	0	0	0	4
Bobby Ramos, R (1, 2) OBP: 0.389, SLG: 0.533		BB 1-2			E5 SH1-4	3B 1-H 2-H		5-3		3	0	1	2	1	0	0
Randy Lerch, L (1, 1) OBP: 0.500, SLG: 0.600 Jeff Reardon, R (7, 1) OBP: 0.167, SLG: 0.167		4-3			SH1-4 1-2	1-3		1B BB 1B		2 1	0 0	0 1	0 0	0 0	0 0	3 0
Inning Stats	R: 0 E: 0 K: 0 S: 3 H: 0 LOB: 1 BB: 1 P: 7	R: 0 E: 1 K: 0 S: 4 H: 0 LOB: 2 BB: 1 P: 8	R: 1 E: 0 K: 1 S: 5 H: 0 LOB: 0 BB: 1 P: 9	R: 0 E: 0 K: 0 S: 2 H: 0 LOB: 0 BB: 1 P: 6	R: 0 E: 1 K: 0 S: 4 H: 0 LOB: 2 BB: 1 P: 8	R: 3 E: 0 K: 0 S: 7 H: 4 LOB: 1 BB: 0 P: 7	R: 1 E: 0 K: 0 S: 4 H: 1 LOB: 3 BB: 1 P: 9	R: 0 E: 0 K: 0 S: 5 H: 2 LOB: 3 BB: 1 P: 9	R: 0 E: 0 K: 0 S: 3 H: 0 LOB: 0 BB: 0 P: 3	1B: 6 2B: 0 3B: 1 HR: 0 SF: 1 SAC: 1 DP: 1 HBP: 1						

PITCHER		IP	WLS	BF	H	R	ER	SO	BB	IBB	HBP	BLK	WP	HR	S	P	ERA	WHIP
Scott Holman, R ERA: 3.91	(1, 1)	5.1	L	26	4	4	4	1	5	0	0	0	0	0	23	43	6.75	1.688
Doug Sisk, R ERA: 3.31	(6, 1)	1.2		8	1	1	1	0	1	0	1	0	1	0	6	11	5.40	1.200
Carlos Diaz, L ERA: 2.86	(8, 1)	2.0		9	2	0	0	0	1	0	0	0	0	0	8	12	0.00	1.500

PITCHER	IP	WLS	BF	H	R	ER	SO	BB	IBB	HBP	BLK	WP	HR	S	P	ERA	WHIP

TOP

Montreal Expos @ New York Mets

Shea Stadium, Flushing, NY

Sat Jun 11 1983, 7:05 PM EDT

Att. 24,203 - Unknown

livebaseballscorecards.com

AB	33
R	5
H	7
RBI	5
BB	7
SO	1
LOB	22

WP: 1	PA: 43		
PB: 0			
SB: 1			
CS: 0			

Montreal Expos @ New York Mets

Shea Stadium, Flushing, NY

Sat Jun 11 1983, 7:05 PM EDT

Att. 24,203 - Unknown

BOTTOM

Batter	1	2	3	4	5	6	7	8	9	AB	R	H	RBI	BB	SO	LOB
Mookie Wilson, S (1, 8) OBP: 0.272, SLG: 0.331	BBBB 4-0 F4-3 S BB		x 0-0 ① F9		x 0-0 ③ F4-3		x 0-0 ① FC1-2 S 2-3 3-H			3	0	0	0	1	0	3
Bob Bailor, R (1, 4) OBP: 0.286, SLG: 0.310	x 0-0 ① F4-3 1-3		x 0-0 F6-4-3 1-2 1B			x 0-0 SSS F4-3 5-3 1B	x 0-3 ② K 1-2			4	0	2	0	0	1	3
Hubie Brooks, R (1, 5) OBP: 0.305, SLG: 0.361	x 0-0 ② L5		x 0-0 ② ③ F6-4-3 1-2			x 0-0 ① 5-3 1-2	x 0-0 ③ L7			4	0	0	0	0	0	6
George Foster, R (1, 7) OBP: 0.321, SLG: 0.455	x 0-0 ③ F4			x 0-0 ① 6-3		x 0-0 ② F4-3 2-3		SSS 0-3 ① K		4	0	0	0	0	1	2
Dave Kingman, R (1, 3) OBP: 0.269, SLG: 0.413		SSS 0-3 ① K		SSS 0-3 ② K		x 0-0 ③ F7		BBBB 4-0 F6-4-3 BB		3	0	0	0	1	2	1
Mark Bradley, R (1, 9) OBP: 0.328, SLG: 0.308		x 0-0 ② 5-3		BBBB 4-0 BB			BBBB 4-0 BB 1B 2B BB	x 0-0 ② ③ F6-4-3 1-2		2	1	0	0	2	0	1
José Oquendo, S (1, 6) OBP: 0.343, SLG: 0.303 Danny Heep, L (9, PH) OBP: 0.370, SLG: 0.451	BBBB 4-0 FC6-4 BB		x 0-0 ③ L5				x 0-0 BB 1-2 2B 1B	x 0-0 F4-6-3 1B		2 1 1 0 1 0 1 1 0 1 0 0 0 0						
Ronn Reynolds, R (1, 2) OBP: 0.278, SLG: 0.219 Ron Hodges, L (9, PH) OBP: 0.328, SLG: 0.208	x 0-0 ③ FC6-4 1-2f				x 0-0 ① F8		BBBB 4-0 2B 1-2 2-3 FC1-2 BB	x 0-0 ① F7		2 0 0 0 1 0 1 1 0 0 0 0 0 1						
Scott Holman, R (1, 1) OBP: 0.267, SLG: 0.267 Doug Sisk, R (6, 1) Tucker Ashford, R (7, PH) OBP: 0.250, SLG: 0.235 Rusty Staub, L (7, PH) OBP: 0.365, SLG: 0.318 Carlos Diaz, R (8, 1) Mike Jorgensen, L (9, PH) OBP: 0.333, SLG: 0.500			x 0-0 1B 1B		SSS 0-3 ② K		x 0-0 FC1-2 1-3 2-H 3-H 2B		x 0-0 ② ③ F4-6-3 1-2	2 0 1 0 0 1 0 0 0 0 0 0 0 0 0 0 0 0 0 0 0 1 0 1 2 0 0 0 0 0 0 0 0 0 0 1 0 0 0 0 0 1						
Inning Stats	R: 0 E: 0 K: 0 S: 3 H: 0 LOB: 1 BB: 1 P: 7	R: 0 E: 0 K: 1 S: 5 H: 0 LOB: 1 BB: 1 P: 9	R: 0 E: 0 K: 0 S: 4 H: 2 LOB: 1 BB: 0 P: 4	R: 0 E: 0 K: 1 S: 5 H: 0 LOB: 1 BB: 1 P: 9	R: 0 E: 0 K: 1 S: 5 H: 0 LOB: 0 BB: 0 P: 5	R: 0 E: 0 K: 0 S: 4 H: 1 LOB: 1 BB: 0 P: 4	R: 2 E: 0 K: 1 S: 7 H: 2 LOB: 2 BB: 2 P: 15	R: 0 E: 0 K: 1 S: 4 H: 0 LOB: 0 BB: 1 P: 8	R: 0 E: 0 K: 0 S: 3 H: 1 LOB: 0 BB: 0 P: 3	1B: 5 2B: 1 3B: 0 HR: 0	SF: 0 SAC: 0 DP: 3 HBP: 0			WP: 0 PB: 0 SB: 2 CS: 0	PA: 36		

livebaseballscorecards.com

AB	30
R	2
H	6
RBI	2
BB	6
SO	5
LOB	20

PITCHER		IP	WLS	BF	H	R	ER	SO	BB	IBB	HBP	BLK	WP	HR	S	P	ERA	WHIP
Randy Lerch, L ERA: 3.67	(1, 1)	6.0	W	26	4	2	2	3	5	0	0	0	0	0	27	47	3.00	1.500
Jeff Reardon, R ERA: 3.41	(7, 1)	3.0	S	10	2	0	0	2	1	0	0	0	0	0	13	17	0.00	1.000

PITCHER	IP	WLS	BF	H	R	ER	SO	BB	IBB	HBP	BLK	WP	HR	S	P	ERA	WHIP

Montreal Expos @ New York Mets

Shea Stadium, Flushing, NY

Sun Jun 12 1983, 3:33 AM EDT

Att. 24,393 - Unknown

TOP

livebaseballscorecards.com

Batter	1	2	3	4	5	6	7	8	9	AB	R	H	RBI	BB	SO	LOB
Tim Raines, S (1, 7) OBP: 0.361, SLG: 0.346	4-3		F9		F8		G3			4	0	0	0	0	0	0
Dan Schatzeder, L (7, 1) OBP: 0.250, SLG: 0.250										0	0	0	0	0	0	0
Chris Welsh, L (8, 1) OBP: 0.357, SLG: 0.308										0	0	0	0	0	0	0
Bryan Little, S (1, 6) OBP: 0.362, SLG: 0.372 (7, 4)	F8		BB		F6			G3		3	0	0	0	1	0	0
Andre Dawson, R (1, 8) OBP: 0.353, SLG: 0.576	5-3		1-2 BB		F9			6-3		3	0	0	0	1	0	0
Al Oliver, L (1, 3) OBP: 0.347, SLG: 0.423		F7	K			G5-4-3 1B		4-3		4	0	1	0	0	1	2
Gary Carter, R (1, 2) OBP: 0.307, SLG: 0.404		BB 1B	2B 6-3 BB			G5-4-3 1-2f			K	3	1	1	0	1	1	1
Warren Cromartie, L (1, 9) OBP: 0.343, SLG: 0.420		F8	6-3 1-3 2B			FC5-4 1B			4-3	4	0	2	0	0	0	1
Tim Wallach, R (1, 5) OBP: 0.341, SLG: 0.446		1-2 FC4-6 BB	6-3 2-3 3-H			FC5-4 1-2f			BB	2	0	0	1	1	0	2
Terry Crowley, L (9, PH) OBP: 0.800, SLG: 0.500										0	0	0	0	1	0	0
Doug Flynn, R (1, 4) OBP: 0.234, SLG: 0.259		FC4-6 1-2f	F9				F8		K	2	0	0	0	0	0	3
Terry Francona, L (7, PH) OBP: 0.194, SLG: 0.242 (7, 7)										2	0	0	0	0	1	1
Charlie Lea, R (1, 1) OBP: 0.083, SLG: 0.043			4-3	F9			F7			2	0	0	0	0	0	1
Jerry White, S (7, PH) OBP: 0.182, SLG: 0.053										1	0	0	0	0	0	0
Mike Phillips, L (7, 6)										0	0	0	0	0	0	0
Inning Stats	R: 0 E: 0 K: 0 S: 3 H: 0 LOB: 0 BB: 0 P: 3	R: 0 E: 0 K: 0 S: 4 H: 1 LOB: 2 BB: 1 P: 8	R: 0 E: 0 K: 1 S: 5 H: 0 LOB: 2 BB: 2 P: 13	R: 1 E: 0 K: 0 S: 4 H: 1 LOB: 1 BB: 1 P: 8	R: 0 E: 0 K: 0 S: 3 H: 0 LOB: 0 BB: 0 P: 3	R: 0 E: 0 K: 0 S: 4 H: 2 LOB: 1 BB: 0 P: 4	R: 0 E: 0 K: 0 S: 3 H: 0 LOB: 0 BB: 0 P: 3	R: 0 E: 0 K: 0 S: 3 H: 0 LOB: 0 BB: 0 P: 3	R: 0 E: 0 K: 2 S: 7 H: 0 LOB: 1 BB: 1 P: 11	1B: 3 2B: 1 3B: 0 HR: 0	SF: 0 SAC: 0 DP: 1 HBP: 0						

	AB	30
	R	1
	H	4
	RBI	1
	BB	5
	SO	3
	LOB	11

PITCHER	IP	WLS	BF	H	R	ER	SO	BB	IBB	HBP	BLK	WP	HR	S	P	ERA	WHIP
Tom Seaver, R (1, 1) ERA: 2.54	9.0	W	35	4	1	1	3	5	0	0	0	0	0	36	56	1.00	1.000

PITCHER	IP	WLS	BF	H	R	ER	SO	BB	IBB	HBP	BLK	WP	HR	S	P	ERA	WHIP

Montreal Expos @ New York Mets

Shea Stadium, Flushing, NY

Sun Jun 12 1983, 3:33 AM EDT

Att. 24,393 - Unknown

BOTTOM

livebaseballscorecards.com

Batter	1	2	3	4	5	6	7	8	9	AB	R	H	RBI	BB	SO	LOB
Mookie Wilson, S (1, 8) OBP: 0.275, SLG: 0.336	1B		K		K		E6	WP		5	1	2	1	0	2	2
Hubie Brooks, R (1, 5) OBP: 0.309, SLG: 0.364	1-H 3B		F4		5-3		1B	5-3		4	1	2	0	0	0	1
Tucker Ashford, R (8, 5) OBP: 0.238, SLG: 0.222										1	0	0	0	0	0	1
Darryl Strawberry, L (1, 9) OBP: 0.248, SLG: 0.333	1-H HR		BB			E8	BB	K		4	2	2	3	1	1	1
George Foster, R (1, 7) OBP: 0.324, SLG: 0.472	3-H HR		F4			2-3 2B	F7			4	2	2	2	0	0	3
Dave Kingman, R (1, 3) OBP: 0.274, SLG: 0.412	F8			CS		B2	BB			3	0	1	0	1	0	2
Ron Hodges, L (1, 2) OBP: 0.318, SLG: 0.200	K			1-2 K		F9	F8			4	0	0	0	0	2	6
Brian Giles, R (1, 4) OBP: 0.292, SLG: 0.265		F3		5-3		1-H 3-H 2B		1B 2B		2	0	0	0	0	0	0
Rusty Staub, L (6, PH) OBP: 0.377, SLG: 0.356										1	0	1	2	0	0	0
Bob Bailor, R (7, 4) OBP: 0.293, SLG: 0.318										1	1	1	0	0	0	0
José Oquendo, S (1, 6) OBP: 0.349, SLG: 0.312		5-3			S 1B		F9	2B WP 1-2		4	1	2	0	0	0	0
Tom Seaver, R (1, 1) OBP: 0.276, SLG: 0.393		K			F2 1-2		1B E 1B	K		4	1	1	0	0	2	3
Inning Stats	R: 3 E: 0 K: 1 S: 8 H: 4 LOB: 0 BB: 0 P: 8	R: 0 E: 0 K: 1 S: 5 H: 0 LOB: 0 BB: 0 P: 5	R: 0 E: 0 K: 1 S: 5 H: 0 LOB: 1 BB: 1 P: 9	R: 0 E: 0 K: 1 S: 5 H: 1 LOB: 0 BB: 0 P: 5	R: 0 E: 0 K: 1 S: 6 H: 1 LOB: 1 BB: 0 P: 6	R: 2 E: 1 K: 0 S: 5 H: 2 LOB: 1 BB: 0 P: 5	R: 2 E: 1 K: 0 S: 7 H: 3 LOB: 3 BB: 1 P: 11	R: 2 E: 0 K: 2 S: 10 H: 3 LOB: 1 BB: 0 P: 10		1B: 10 2B: 3 3B: 1 HR: 1	SF: 0 SAC: 0 DP: 1 HBP: 0						

	AB	37
	R	9
	H	14
	RBI	8
	BB	2
	SO	7
	LOB	19

WP: 1 PB: 0 SB: 1 CS: 1 PA: 39

PITCHER		IP	WLS	BF	H	R	ER	SO	BB	IBB	HBP	BLK	WP	HR	S	P	ERA	WHIP
Charlie Lea, R ERA: 3.53	(1, 1)	6.0	L	25	8	5	3	5	1	0	0	0	0	1	34	38	4.50	1.500
Dan Schatzeder, L ERA: 0.99	(7, 1)	1.0		8	3	2	1	0	1	0	0	0	0	0	7	11	9.00	4.000
Chris Welsh, L ERA: 4.81	(8, 1)	1.0		6	3	2	2	2	0	0	0	0	1	0	10	10	18.00	3.000

PITCHER	IP	WLS	BF	H	R	ER	SO	BB	IBB	HBP	BLK	WP	HR	S	P	ERA	WHIP

Batter	1	2	3	4	5	6	7	8	9	AB	R	H	RBI	BB	SO	LOB
Tim Raines, S (1, 7) OBP: 0.362, SLG: 0.362	1-3		HR		CS 1B	4-3			K	5	1	2	1	0	1	3
Bryan Little, S (1, 6) OBP: 0.354, SLG: 0.363	F8		K		F9 1-2		4-3			4	0	0	0	0	1	1
Andre Dawson, R (1, 8) OBP: 0.347, SLG: 0.566	K		F8			L3	F9			4	0	0	0	0	1	0
Al Oliver, L (1, 3) OBP: 0.354, SLG: 0.435		2B 1B	3B			BB 1B 1B	K			3	1	2	0	1	1	0
Gary Carter, R (1, 2) OBP: 0.306, SLG: 0.401		F9	K			1-2 1B 2B 1B		F9		4	1	1	0	0	1	2
Warren Cromartie, L (1, 9) OBP: 0.341, SLG: 0.416		F7		K		1-2 2-H 2B 1B		F7		4	0	1	1	0	1	1
Tim Wallach, R (1, 5) OBP: 0.343, SLG: 0.456	1-3 2B			F8		1-3 2-H 2B		K		4	0	2	1	0	1	0
Doug Flynn, R (1, 4) OBP: 0.241, SLG: 0.257 Terry Crowley, L (9, PH) OBP: 0.667, SLG: 0.333	IBB		F1-3			IBB			4-3	1 1	0 0	0 0	0 0	2 0	0 0	0 0
Bill Gullickson, R (1, 1) OBP: 0.100, SLG: 0.071 Terry Francona, L (9, PH) OBP: 0.191, SLG: 0.239	4-3				4-3	L6			1-3	3 1	0 0	0 0	0 0	0 0	0 0	6 0
Inning Stats	R: 0 E: 0 K: 1 S: 5 H: 0 LOB: 0 BB: 0 P: 5	R: 0 E: 0 K: 0 S: 5 H: 2 LOB: 3 BB: 1 P: 9	R: 1 E: 0 K: 2 S: 9 H: 2 LOB: 1 BB: 0 P: 9	R: 0 E: 0 K: 1 S: 5 H: 0 LOB: 0 BB: 0 P: 5	R: 0 E: 0 K: 0 S: 3 H: 1 LOB: 0 BB: 0 P: 3	R: 2 E: 0 K: 0 S: 6 H: 3 LOB: 3 BB: 2 P: 14	R: 0 E: 0 K: 1 S: 5 H: 0 LOB: 0 BB: 0 P: 5	R: 0 E: 0 K: 1 S: 5 H: 0 LOB: 0 BB: 0 P: 5	R: 0 E: 0 K: 1 S: 5 H: 0 LOB: 0 BB: 0 P: 5	1B: 4 2B: 2 3B: 1 HR: 1 SF: 0 SAC: 0 DP: 0 HBP: 0						

PITCHER		IP	WLS	BF	H	R	ER	SO	BB	IBB	HBP	BLK	WP	HR	S	P	ERA	WHIP
Rick Rhoden, R ERA: 3.27	(1, 1)	7.0	W	31	8	3	3	5	1	2	0	0	0	1	38	50	3.86	1.286
Kent Tekulve, R ERA: 1.44	(8, 1)	2.0	S	6	0	0	0	2	0	0	0	0	0	0	10	10	0.00	0.000

PITCHER	IP	WLS	BF	H	R	ER	SO	BB	IBB	HBP	BLK	WP	HR	S	P	ERA	WHIP

TOP

Montreal Expos @ Pittsburgh Pirates

Three Rivers Stadium, Pittsburgh, PA

Mon Jun 13 1983, 7:05 PM EDT

Att. 8,229 - Unknown

livebaseballscorecards.com

AB	34
R	3
H	8
RBI	3
BB	3
SO	7
LOB	13

WP: 0 PB: 0 SB: 0 CS: 1 PA: 37

Batter	1	2	3	4	5	6	7	8	9	AB	R	H	RBI	BB	SO	LOB
Lee Lacy, R (1, 8) OBP: 0.298, SLG: 0.352	L7		CS 1B			1B 2B	E5 FC6-4 2-H			4	1	2	0	0	0	0
Johnny Ray, S (1, 4) OBP: 0.308, SLG: 0.374	F8 2B		CS 1-2	F7		1B 1B 2-H	L7			4	0	2	1	0	0	1
Bill Madlock, R (1, 5) OBP: 0.372, SLG: 0.424	F8 2-3			1B 2B		F9	FC6-4 1-2f			4	0	1	0	0	0	3
Jason Thompson, L (1, 3) OBP: 0.378, SLG: 0.406	K			K		1B 1-2		F6		4	0	1	0	0	2	2
Dave Parker, L (1, 9) OBP: 0.280, SLG: 0.354		3-1		1B 2-H		F6		CS 1B		4	0	2	0	0	0	2
Mike Easler, L (1, 7) OBP: 0.360, SLG: 0.441		K			3-1		K	G3 1-2		4	0	0	0	0	2	1
Tony Peña, R (1, 2) OBP: 0.281, SLG: 0.331		K			L3		3B 1B			3	1	1	0	0	1	0
Dale Berra, R (1, 6) OBP: 0.318, SLG: 0.393			K		6-3		1B 3B	2B 1-H		3	1	1	1	0	1	0
Rick Rhoden, R (1, 1) OBP: 0.188, SLG: 0.219			K			F3	E 2B 3-H			2	0	0	0	0	1	0
Richie Hebner, L (7, PH) OBP: 0.404, SLG: 0.341										1	1	1	1	0	0	0
Kent Tekulve, R (8, 1)										0	0	0	0	0	0	0
Inning Stats	R: 0 E: 0 K: 1 S: 6 H: 1 LOB: 1 BB: 0 P: 6	R: 0 E: 0 K: 2 S: 7 H: 0 LOB: 0 BB: 0 P: 7	R: 0 E: 0 K: 2 S: 7 H: 1 LOB: 0 BB: 0 P: 7	R: 0 E: 0 K: 1 S: 6 H: 2 LOB: 2 BB: 0 P: 6	R: 0 E: 0 K: 0 S: 3 H: 0 LOB: 0 BB: 0 P: 3	R: 1 E: 0 K: 0 S: 6 H: 3 LOB: 2 BB: 0 P: 6	R: 3 E: 1 K: 1 S: 9 H: 3 LOB: 1 BB: 0 P: 9	R: 0 E: 0 K: 0 S: 3 H: 1 LOB: 0 BB: 0 P: 3		1B: 6 2B: 4 3B: 1 HR: 0	SF: 0 SAC: 0 DP: 0 HBP: 0						

PITCHER	IP	WLS	BF	H	R	ER	SO	BB	IBB	HBP	BLK	WP	HR	S	P	ERA	WHIP
Bill Gullickson, R (1, 1) ERA: 3.97	8.0	L	33	11	4	3	7	0	0	0	0	0	0	47	47	3.38	1.375

PITCHER	IP	WLS	BF	H	R	ER	SO	BB	IBB	HBP	BLK	WP	HR	S	P	ERA	WHIP

BOTTOM

Montreal Expos @ Pittsburgh Pirates

Three Rivers Stadium, Pittsburgh, PA

Mon Jun 13 1983, 7:05 PM EDT

Att. 8,229 - Unknown

livebaseballscorecards.com

AB	33
R	4
H	11
RBI	3
BB	0
SO	7
LOB	9

WP: 0 PB: 0 SB: 0 CS: 2 PA: 34

Batter	1	2	3	4	5	6	7	8	9	AB	R	H	RBI	BB	SO	LOB
Tim Raines, S (1, 7) OBP: 0.367, SLG: 0.383	K		HR		5-3		2B		BB	4	3	2	1	1	1	0
Chris Speier, R (1, 6) OBP: 0.343, SLG: 0.302	F7		F8		K		2B		SH1-4	4	0	1	1	0	1	0
Andre Dawson, R (1, 8) OBP: 0.348, SLG: 0.575	1B		HR		L8		F7		FC	5	2	2	2	0	0	1
Al Oliver, L (1, 3) OBP: 0.357, SLG: 0.434	FC5-4		1-3			3-1	G6-4-3		1B	3	0	1	0	1	0	0
Terry Francona, L (7, 3) OBP: 0.203, SLG: 0.250	1B						IBB		1B	1	0	1	0	0	0	0
Gary Carter, R (1, 2) OBP: 0.313, SLG: 0.403	FC5-4		BB			HR	G6-4-3		FC6-4	4	1	2	1	1	0	4
						1B			1B							
Tim Wallach, R (1, 5) OBP: 0.340, SLG: 0.464		4-3	4-3			HR		6-3	F7	5	1	1	2	0	0	3
						1-H										
Mike Vail, R (1, 9) OBP: 0.209, SLG: 0.286		4-3		F9		F6-3		2B	FC6-4	3	0	1	0	0	0	0
Warren Cromartie, L (8, PH) OBP: 0.343, SLG: 0.423 (8, 9)						1B			1-2f	2	0	1	0	0	0	2
Doug Flynn, R (1, 4) OBP: 0.242, SLG: 0.257		FC6-4		F6-3		F6-3		K		4	0	1	0	0	1	2
		1B				1-2										
Steve Rogers, R (1, 1) OBP: 0.143, SLG: 0.118		FC6-4		K2-3		K		1-3		3	0	0	0	0	2	2
Dan Schatzeder, L (7, 1) OBP: 0.250, SLG: 0.250		1-2f								0	0	0	0	0	0	0
Terry Crowley, L (8, PH) OBP: 0.571, SLG: 0.250										1	0	0	0	0	0	1
Jeff Reardon, R (8, 1) OBP: 0.167, SLG: 0.167										0	0	0	0	0	0	0
Inning Stats	R: 0 E: 0 K: 1 S: 7 H: 2 LOB: 2 BB: 0 P: 7	R: 0 E: 0 K: 0 S: 4 H: 1 LOB: 1 BB: 0 P: 4	R: 2 E: 0 K: 0 S: 5 H: 2 LOB: 1 BB: 1 P: 9	R: 0 E: 0 K: 1 S: 5 H: 0 LOB: 0 BB: 0 P: 5	R: 0 E: 0 K: 1 S: 5 H: 0 LOB: 0 BB: 0 P: 5	R: 2 E: 0 K: 1 S: 8 H: 3 LOB: 1 BB: 0 P: 8	R: 1 E: 0 K: 0 S: 4 H: 2 LOB: 1 BB: 1 P: 8	R: 0 E: 0 K: 1 S: 6 H: 1 LOB: 1 BB: 0 P: 6	R: 2 E: 0 K: 0 S: 6 H: 2 LOB: 2 BB: 1 P: 10	1B: 7 2B: 3 3B: 0 HR: 3 SF: 0 SAC: 1 DP: 1 HBP: 0	WP: 0 PB: 0 SB: 2 CS: 0 PA: 43					

PITCHER	IP	WLS	BF	H	R	ER	SO	BB	IBB	HBP	BLK	WP	HR	S	P	ERA	WHIP
Larry McWilliams, L (1, 1) ERA: 3.02	6.0	L	28	9	5	5	4	1	0	0	0	0	3	35	39	7.50	1.667
Manny Sarmiento, R (7, 1) ERA: 3.29	1.0		4	1	0	0	0	0	1	0	0	0	0	3	7	0.00	1.000
Kent Tekulve, R (8, 1) ERA: 1.89	2.0		11	3	2	2	1	1	0	0	0	0	0	12	16	9.00	2.000

PITCHER	IP	WLS	BF	H	R	ER	SO	BB	IBB	HBP	BLK	WP	HR	S	P	ERA	WHIP

TOP

Montreal Expos @ Pittsburgh Pirates

Three Rivers Stadium, Pittsburgh, PA

Tue Jun 14 1983, 7:05 PM EDT

Att. 9,588 - Unknown

livebaseballscorecards.com

AB	39
R	7
H	13
RBI	7
BB	3
SO	5
LOB	15

Montreal Expos @ Pittsburgh Pirates

Three Rivers Stadium, Pittsburgh, PA

Tue Jun 14 1983, 7:05 PM EDT

Att. 9,588 - Unknown

BOTTOM

Batter	1	2	3	4	5	6	7	8	9	AB	R	H	RBI	BB	SO	LOB
Lee Lacy, R (1, 8) OBP: 0.301, SLG: 0.353	F9		1B		K		FC5-4 1B		F8	5	1	2	0	0	1	0
Johnny Ray, S (1, 4) OBP: 0.319, SLG: 0.384	BB 1B		5-2 3-Hf		1B		FC5-4 1B		BB 1B	5	0	4	1	0	0	2
Bill Madlock, R (1, 5) OBP: 0.368, SLG: 0.418	F8		F4		1B		FC5-4		F9	5	0	1	1	0	0	4
Jason Thompson, L (1, 3) OBP: 0.383, SLG: 0.421	BB			HR	F4-3		F7		BB	3	1	1	1	2	0	3
Dave Parker, L (1, 9) OBP: 0.274, SLG: 0.346 Kent Tekulve, R (8, 1) Brian Harper, R (9, PH) OBP: 0.108, SLG: 0.286	F8			F7		K	3-1		F8	4 0 1	0 0 0	0 0 0	0 0 0	0 0 0	1 0 0	3 0 2
Mike Easler, L (1, 7) OBP: 0.371, SLG: 0.446		F5-4-3 1B		BB	F4			FC6-4 1B		3	0	2	0	1	0	0
Tony Peña, R (1, 2) OBP: 0.280, SLG: 0.335		F5-4-3		F4	FC6-5 2B			FC6-4 S		4	0	1	0	0	0	3
Dale Berra, R (1, 6) OBP: 0.312, SLG: 0.384		F8		K	FC6-5			K		4	0	0	0	0	2	3
Larry McWilliams, L (1, 1) OBP: 0.182, SLG: 0.188 Manny Sarmiento, R (7, 1) Gene Tenace, R (7, PH) OBP: 0.235, SLG: 0.071 (8, 9) Richie Hebner, L (8, PH) OBP: 0.397, SLG: 0.333 (9, 9)			E6 1B 5-2		K		HBP		K	2 0 0 1	0 0 1 0	0 0 0 0	0 0 0 0	0 0 0 1	1 0 0 1	0 0 0 1
Inning Stats	R: 0 E: 0 K: 0 S: 4 H: 1 LOB: 2 BB: 1 P: 8	R: 0 E: 0 K: 0 S: 3 H: 1 LOB: 0 BB: 0 P: 3	R: 0 E: 1 K: 0 S: 4 H: 1 LOB: 1 BB: 0 P: 4	R: 1 E: 0 K: 1 S: 6 H: 1 LOB: 1 BB: 1 P: 10	R: 0 E: 0 K: 2 S: 9 H: 2 LOB: 2 BB: 0 P: 9	R: 0 E: 0 K: 1 S: 6 H: 1 LOB: 1 BB: 0 P: 6	R: 2 E: 0 K: 0 S: 5 H: 2 LOB: 1 BB: 0 P: 6	R: 0 E: 0 K: 2 S: 8 H: 1 LOB: 1 BB: 0 P: 8	R: 0 E: 0 K: 0 S: 4 H: 1 LOB: 2 BB: 1 P: 8	1B: 9 2B: 2 3B: 0 HR: 1	SF: 0 SAC: 0 DP: 2 HBP: 1	WP: 0 PB: 0 SB: 1 CS: 0	PA: 41				

livebaseballscorecards.com

AB	37
R	3
H	11
RBI	3
BB	3
SO	6
LOB	21

PITCHER		IP	WLS	BF	H	R	ER	SO	BB	IBB	HBP	BLK	WP	HR	S	P	ERA	WHIP
Steve Rogers, R ERA: 2.85	(1, 1)	6.1	W	30	9	3	3	4	2	0	1	0	0	1	35	44	4.26	1.737
Dan Schatzeder, L ERA: 0.96	(7, 1)	0.2		2	0	0	0	0	0	0	0	0	0	0	2	2	0.00	0.000
Jeff Reardon, R ERA: 3.21	(8, 1)	2.0	S	9	2	0	0	2	1	0	0	0	0	0	12	16	0.00	1.500

PITCHER	IP	WLS	BF	H	R	ER	SO	BB	IBB	HBP	BLK	WP	HR	S	P	ERA	WHIP

Montreal Expos @ Pittsburgh Pirates

Three Rivers Stadium, Pittsburgh, PA

Wed Jun 15 1983, 7:05 PM EDT

Att. 11,809 - Unknown

TOP

livebaseballscorecards.com

Batter	1	2	3	4	5	6	7	8	9	AB	R	H	RBI	BB	SO	LOB
Tim Raines, S (1, 7) OBP: 0.371, SLG: 0.380	BBBB 4-0 FC4-6 S 1B BB		BBBB 4-0 1B S SF9 BB		BBBB 4-0 1B 1B BB	x 0-0 ② 6-3		x 0-0 ③ 5-3		2	3	0	0	3	0	0
Chris Speier, R (1, 6) OBP: 0.346, SLG: 0.308	x 0-0 ① 6-3 1-2		x 0-0 1-3 1B		x 0-0 1B 2B 1-2 2-3 1B	x 0-0 ③ 6-3			x 0-0 ① 4-3	5	1	2	0	0	0	1
Andre Dawson, R (1, 8) OBP: 0.353, SLG: 0.589	BBBB 4-0 FC4-6 BB		x 0-0 ① SF9 3-H		x 0-0 2B 4-3 1-2 2-H 3-H 1B		x 0-0 HR		SSS 0-3 ② K	3	2	2	4	1	1	0
Al Oliver, L (1, 3) OBP: 0.355, SLG: 0.435 Terry Francona, L (7, 3) OBP: 0.200, SLG: 0.246	x 0-0 ② FC4-6 1B 1-2f 2-3		x 0-0 ② F2		x 0-0 4-3 1-3 2-H 2B		x 0-0 ① L8		x 0-0 ③ F8	4 1	0 0	1 0	1 0	0 0	0 0	3 0
Gary Carter, R (1, 2) OBP: 0.312, SLG: 0.400	x 0-0 1-2 3-H 1B		x 0-0 ③ F6		SSS 0-3 ① K		x 0-0 ② 6-3			4	0	1	1	0	1	3
Warren Cromartie, L (1, 9) OBP: 0.341, SLG: 0.416	x 0-0 ③ 1-3			SSS 0-3 ① K	x 0-0 ② 4-3 2-3 3-H		BBBB 4-0 BB			3	0	0	1	1	1	3
Tim Wallach, R (1, 5) OBP: 0.339, SLG: 0.458		x 0-0 ① F7	x 0-0 ② F8		4-0 IBB		x 0-0 ③ F7			3	0	0	0	1	0	1
Doug Flynn, R (1, 4) OBP: 0.236, SLG: 0.251		x 0-0 ② F9	x 0-0 ③ F3-4-1		SSS 0-3 ③ K			x 0-0 ① F5-3		4	0	0	0	0	1	2
Ray Burris, R (1, 1) OBP: 0.364, SLG: 0.455 Jeff Reardon, R (8, 1) OBP: 0.167, SLG: 0.167		x 0-0 ③ 4-3			x 0-0 1B 1B 2B	x 0-0 ① 1-3		SSS 0-3 ② K		4 0	1 0	1 0	0 0	0 0	1 0	0 0
Inning Stats	R: 1 E: 0 K: 0 S: 4 H: 1 LOB: 2 BB: 2 P: 12	R: 0 E: 0 K: 0 S: 3 H: 0 LOB: 0 BB: 0 P: 3	R: 1 E: 0 K: 0 S: 4 H: 1 LOB: 1 BB: 1 P: 8	R: 0 E: 0 K: 1 S: 5 H: 0 LOB: 0 BB: 0 P: 5	R: 4 E: 0 K: 2 S: 11 H: 4 LOB: 2 BB: 2 P: 19	R: 0 E: 0 K: 0 S: 3 H: 0 LOB: 0 BB: 0 P: 3	R: 1 E: 0 K: 0 S: 4 H: 1 LOB: 1 BB: 1 P: 8	R: 0 E: 0 K: 1 S: 5 H: 0 LOB: 0 BB: 0 P: 5	R: 0 E: 0 K: 1 S: 5 H: 0 LOB: 0 BB: 0 P: 5	1B: 4 2B: 2 3B: 0 HR: 1	SF: 1 SAC: 0 DP: 0 HBP: 0					

	AB	33
	R	7
	H	7
	RBI	7
	BB	6
	SO	5
	LOB	13

WP: 0 PB: 0 SB: 2 CS: 0 PA: 40

PITCHER		IP	WLS	BF	H	R	ER	SO	BB	IBB	HBP	BLK	WP	HR	S	P	ERA	WHIP
Jim Bibby, R ERA: 10.36	(1, 1)	4.0	L	21	5	6	6	1	4	0	0	0	0	0	19	35	13.50	2.250
Lee Tunnell, R ERA: 5.05	(5, 1)	2.0		8	1	0	0	2	0	1	0	0	0	0	11	15	0.00	0.500
Cecilio Guante, R ERA: 2.45	(7, 1)	2.0		8	1	1	1	1	1	0	0	0	0	1	9	13	4.50	1.000
Don Robinson, R ERA:	(9, 1)	1.0		3	0	0	0	1	0	0	0	0	0	0	5	5	0.00	0.000

PITCHER	IP	WLS	BF	H	R	ER	SO	BB	IBB	HBP	BLK	WP	HR	S	P	ERA	WHIP

Montreal Expos @ Pittsburgh Pirates

Three Rivers Stadium, Pittsburgh, PA

Wed Jun 15 1983, 7:05 PM EDT

Att. 11,809 - Unknown

BOTTOM

Batter	1	2	3	4	5	6	7	8	9	AB	R	H	RBI	BB	SO	LOB
Marvell Wynne, L (1, 8) OBP: 0.400, SLG: 0.250	0-0: 6-3 (2B) 1B	4-0: 1B BB		0-0: FC1-6 (CS) 1-2f		0-0: F9		0-0: F5		4	1	1	0	1	0	2
Johnny Ray, S (1, 4) OBP: 0.326, SLG: 0.391	0-0: 3B 2B (1-3)	0-0: 1B (1-2 2-3)		4-0: S BB (1-2)		0-0: G3			0-0: F9	4	1	2	0	1	0	0
Bill Madlock, R (1, 5) OBP: 0.364, SLG: 0.412	0-0: 6-3 (3-H)	0-0: F7		0-3: K (1-2)			0-0: 6-3		0-0: 1B 1B	5	0	1	1	0	1	5
Jason Thompson, L (1, 3) OBP: 0.379, SLG: 0.426	0-0: 1B 3B (2-H)	0-3: K			0-3: K		0-0: F8		0-0: F9	5	1	1	1	0	2	4
Mike Easler, L (1, 7) OBP: 0.372, SLG: 0.444	0-0: G3		0-0: F4		0-0: FC4-6 1B		0-3: K		0-0: 1B (1-2)	5	0	2	0	0	1	1
Dave Parker, L (1, 9) OBP: 0.277, SLG: 0.353	0-0: 1B (3-H)		0-0: F7		0-0: FC4-6 1B (1-2f)			0-0: 5-3 1B 2B	0-0: 3-1	5	1	2	1	0	0	3
Tony Peña, R (1, 2) OBP: 0.285, SLG: 0.339	0-0: 1-3		0-0: 1B		0-0: FC5-4 1B (1-2)			0-0: 5-3 (2-3)		4	0	2	0	0	0	2
Dale Berra, R (1, 6) OBP: 0.310, SLG: 0.381		0-0: E5 (1B SH1-4)	0-0: F3		0-0: FC5-4 1-2f			0-0: 1B (3-H)		4	0	1	1	0	0	3
Jim Bibby, R (1, 1) OBP: 0.111, SLG: 0.111 Lee Tunnell, R (5, 1) OBP: 0.222, SLG: 0.176 Lee Mazzilli, S (6, PH) OBP: 0.418, SLG: 0.412 Cecilio Guante, R (7, 1) Richie Hebner, L (8, PH) OBP: 0.390, SLG: 0.326 Don Robinson, R (9, 1)		0-0: SH1-4 1-2		0-0: FC1-6 1B		0-0: F6		0-3: K (3-H)		1 0 1 0 1 0	0 0 0 0 0 0	1 0 0 0 0 0	0 0 0 0 0 0	0 0 0 0 0 0	0 0 0 0 1 0	0 0 0 0 1 0
Inning Stats	R: 3 E: 0 K: 0 S: 7 H: 4 LOB: 1 BB: 0 P: 7	R: 0 E: 1 K: 1 S: 7 H: 1 LOB: 3 BB: 1 P: 11	R: 0 E: 0 K: 0 S: 4 H: 1 LOB: 1 BB: 0 P: 4	R: 0 E: 0 K: 1 S: 5 H: 1 LOB: 1 BB: 1 P: 9	R: 0 E: 0 K: 1 S: 7 H: 2 LOB: 2 BB: 0 P: 7	R: 0 E: 0 K: 0 S: 3 H: 0 LOB: 0 BB: 0 P: 3	R: 0 E: 0 K: 1 S: 5 H: 0 LOB: 0 BB: 0 P: 5	R: 1 E: 0 K: 1 S: 7 H: 2 LOB: 1 BB: 0 P: 7	R: 0 E: 0 K: 0 S: 5 H: 2 LOB: 2 BB: 0 P: 5	1B: 10 2B: 2 3B: 1 HR: 0	SF: 0 SAC: 1 DP: 0 HBP: 0						

livebaseballscorecards.com

AB	39
R	4
H	13
RBI	4
BB	2
SO	5
LOB	21

WP: 0 PB: 0 SB: 1 CS: 1 PA: 42

PITCHER		IP	WLS	BF	H	R	ER	SO	BB	IBB	HBP	BLK	WP	HR	S	P	ERA	WHIP
Ray Burris, R ERA: 2.6	(1, 1)	7.1	W	35	11	4	4	4	2	0	0	0	0	0	41	49	4.91	1.773
Jeff Reardon, R ERA: 3.06	(8, 1)	1.2	S	7	2	0	0	1	0	0	0	0	0	0	9	9	0.00	1.200

PITCHER	IP	WLS	BF	H	R	ER	SO	BB	IBB	HBP	BLK	WP	HR	S	P	ERA	WHIP

New York Mets @ Montreal Expos

Olympic Stadium, Montreal, QB

Fri Jun 17 1983, 7:05 PM EDT

Att. 27,879 - Unknown

TOP

livebaseballscorecards.com

Batter	1	2	3	4	5	6	7	8	9	AB	R	H	RBI	BB	SO	LOB
Mookie Wilson, S (1, 8) OBP: 0.264, SLG: 0.319	5-3		F6			K		F4-3		4	0	0	0	0	1	1
Scott Holman, R (8, 1) OBP: 0.267, SLG: 0.267										0	0	0	0	0	0	0
Hubie Brooks, R (1, 5) OBP: 0.307, SLG: 0.373	5-3			F9		L8			1B F5-4-3 1B	4	1	1	0	0	0	1
Keith Hernandez, L (1, 3) OBP: 0.355, SLG: 0.432	1-3			1B		K			F5-4-3 1-3 1B	4	0	2	0	0	1	1
George Foster, R (1, 7) OBP: 0.310, SLG: 0.460		G3		F8			F8		F5-4-3 1-2 3-H	4	0	0	0	0	0	2
Darryl Strawberry, L (1, 9) OBP: 0.242, SLG: 0.303		K		K			L7		F4-3	4	0	0	0	0	2	1
Brian Giles, R (1, 4) OBP: 0.306, SLG: 0.280		K			F9		1B			3	0	1	0	0	1	0
José Oquendo, S (1, 6) OBP: 0.372, SLG: 0.346			WP S SF8 1B		K		F3			3	1	1	0	0	1	1
Junior Ortiz, R (1, 2) OBP: 0.167, SLG: 0.091			K 1-3		K			F4		3	0	0	0	0	2	1
Tom Seaver, R (1, 1) OBP: 0.267, SLG: 0.393			SF8 3-H			1B		K		0	0	0	1	0	0	0
Mark Bradley, R (6, PH) OBP: 0.349, SLG: 0.389										1	0	1	0	0	0	0
Carlos Diaz, R (6, 1)										0	0	0	0	0	0	0
Danny Heep, L (8, PH) OBP: 0.383, SLG: 0.485										1	0	0	0	0	1	0
(8, 8)																

| Inning Stats | | | | | | | | | | | | | | | |

New York Mets @ Montreal Expos

Olympic Stadium, Montreal, QB

Fri Jun 17 1983, 7:05 PM EDT

Att. 27,879 - Unknown

BOTTOM

Batter	1	2	3	4	5	6	7	8	9	AB	R	H	RBI	BB	SO	LOB
Tim Raines, S (1, 7) OBP: 0.372, SLG: 0.374	4-0 2B BB	0-3 ① K		4-0 S SF8 BB	0-0 ③ F7		0-0 ② 5-3			3	2	0	0	2	1	1
Chris Speier, R (1, 6) OBP: 0.376, SLG: 0.372	0-0 1B 1B 1-H 2B	0-0 3B		4-0 WP S 1-3 BB		0-0 1B 2B	4-0 FC5-4 BB			3	2	3	1	2	0	0
Andre Dawson, R (1, 8) OBP: 0.350, SLG: 0.583	0-3 ① K	0-0 ② F2		0-0 ② SF8 1-2 3-H		0-0 4-1 G3 2-H 1B	0-0 ③ FC5-4 1-2f			4	1	1	2	0	1	3
Al Oliver, L (1, 3) OBP: 0.356, SLG: 0.432 Terry Francona, L (9, 3) OBP: 0.200, SLG: 0.246	0-0 1B E 2-3 1B	0-0 ③ F7		4-0 WP IBB		0-0 ① 4-1 2-3		0-0 ① F8		4 0	1 0	1 0	0 0	1 0	0 0	2 0
Gary Carter, R (1, 2) OBP: 0.309, SLG: 0.395	0-0 E3 PB 1B 1-H 3-H 1B	0-0 ① F7		0-0 ③ F8 1-2 2-3		0-0 ② G3 3-H		0-0 ② F2		5	0	1	2	0	0	2
Warren Cromartie, L (1, 9) OBP: 0.353, SLG: 0.424 Jim Wohlford, R (9, 9) OBP: 0.273, SLG: 0.364	0-0 PB 1-2 1B	0-0 S 1B		4-0 1B E G4-6-3 BB		0-0 1B 1B		0-0 ③ 6-3		4 0	1 0	3 0	0 0	1 0	0 0	0 0
Tim Wallach, R (1, 5) OBP: 0.337, SLG: 0.454	0-0 ② F9 1-2 2-3	0-3 ② K 1-2			0-0 E5 G4-6-3 1B 1-2	0-0 1-3 1B				4	0	1	0	0	1	4
Doug Flynn, R (1, 4) OBP: 0.242, SLG: 0.253	4-0 IBB	0-0 ③ F3			0-0 G4-6-3 1-2 2-3 1B	0-0 ③ F4				3	0	1	0	1	0	3
Charlie Lea, R (1, 1) OBP: 0.071, SLG: 0.037	0-0 ③ L4			0-0 ① 1-3	0-0 ① ② G4-6-3 1-2f 2-3 3-H		0-0 ① F8			4	0	0	0	0	0	5
Inning Stats	R: 3 E: 1 K: 1 S: 9 H: 4 LOB: 3 BB: 2 P: 17	R: 0 E: 0 K: 1 S: 6 H: 1 LOB: 1 BB: 0 P: 6	R: 0 E: 0 K: 1 S: 6 H: 1 LOB: 1 BB: 0 P: 6	R: 1 E: 0 K: 0 S: 3 H: 0 LOB: 2 BB: 3 P: 15	R: 1 E: 1 K: 0 S: 4 H: 1 LOB: 1 BB: 1 P: 8	R: 2 E: 0 K: 0 S: 7 H: 4 LOB: 2 BB: 0 P: 7	R: 0 E: 0 K: 0 S: 3 H: 0 LOB: 1 BB: 1 P: 7	R: 0 E: 0 K: 0 S: 3 H: 0 LOB: 0 BB: 0 P: 3		1B: 8 2B: 2 3B: 1 HR: 0	SF: 1 SAC: 0 DP: 1 HBP: 0			WP: 1 PB: 1 SB: 4 CS: 0	PA: 42		

livebaseballscorecards.com

AB	34
R	7
H	11
RBI	5
BB	7
SO	3
LOB	20

PITCHER		IP	WLS	BF	H	R	ER	SO	BB	IBB	HBP	BLK	WP	HR	S	P	ERA	WHIP
Tom Seaver, R ERA: 2.69	(1, 1)	5.0	L	28	7	5	3	3	4	2	0	0	1	0	28	52	5.40	2.200
Carlos Diaz, L ERA: 2.83	(6, 1)	2.0		11	4	2	2	0	1	0	0	0	0	0	10	14	9.00	2.500
Scott Holman, R ERA: 4.18	(8, 1)	1.0		3	0	0	0	0	0	0	0	0	0	0	3	3	0.00	0.000

PITCHER	IP	WLS	BF	H	R	ER	SO	BB	IBB	HBP	BLK	WP	HR	S	P	ERA	WHIP

Batter	1	2	3	4	5	6	7	8	9	AB	R	H	RBI	BB	SO	LOB
Mookie Wilson, S (1, 8) OBP: 0.267, SLG: 0.318	F4-3		S BB		FC6-5 2-3		1B 1B 1B 1-2 3-H	FC4-6 1-2f		4	2	1	1	1	0	2
Hubie Brooks, R (1, 5) OBP: 0.311, SLG: 0.375	BB 1B		F9 1-2		1-3		1B 1B 1B 1-2 2-H	1B 1-2		4	1	2	1	0	0	2
Jesse Orosco, R (7, 1) OBP: 0.333, SLG: 0.333										1	0	1	0	0	0	0
Keith Hernandez, L (1, 3) OBP: 0.364, SLG: 0.436	BB 1-2		BB			F2	E 1B WP 1B 1-2 2-3	1B 1-2 2-H		3	1	2	1	2	0	0
George Foster, R (1, 7) OBP: 0.308, SLG: 0.454	F2		F7			F7	E9 WP 1-3 2-H 3-H	K		5	0	1	2	0	1	6
Danny Heep, L (1, 9) OBP: 0.375, SLG: 0.465	3-1			F9		F8	BB IBB 2-3 3-H		3-1	4	0	0	0	1	0	2
Brian Giles, R (1, 4) OBP: 0.318, SLG: 0.287		5-3		BB 0-3			1B BB		1B	3	1	2	0	2	0	0
José Oquendo, S (1, 6) OBP: 0.365, SLG: 0.339		5-3		9-3 1-2f			K K		F4-6-3 1-2	5	0	1	0	0	2	5
Junior Ortiz, R (1, 2) OBP: 0.214, SLG: 0.083		5-3		FC6-5 SH3-4 BB			F8	FC6-4 BB	F4-6-3 1-2	1	0	0	0	1	0	0
Ron Hodges, L (7, PH) OBP: 0.317, SLG: 0.202										2	0	0	0	1	0	3
(7, 2)																
Mike Torrez, R (1, 1) OBP: 0.080, SLG: 0.080			G1		SH3-4 1-2		1B 1B 1B 1-3	FC6-4 FC4-6 1-2f		1	0	0	0	0	0	0
Rusty Staub, L (7, PH) OBP: 0.433, SLG: 0.423										1	0	1	0	0	0	0
Bob Bailor, R (7, PR) OBP: 0.290, SLG: 0.304										1	1	0	0	0	0	1
(7, 5)																
Inning Stats	R: 0 E: 0 K: 0 S: 4 H: 1 LOB: 2 BB: 1 P: 8	R: 0 E: 0 K: 0 S: 3 H: 0 LOB: 0 BB: 0 P: 3	R: 0 E: 0 K: 0 S: 3 H: 0 LOB: 2 BB: 2 P: 11	R: 0 E: 0 K: 0 S: 2 H: 0 LOB: 0 BB: 1 P: 6	R: 0 E: 0 K: 0 S: 3 H: 0 LOB: 1 BB: 1 P: 7	R: 0 E: 0 K: 0 S: 3 H: 0 LOB: 0 BB: 0 P: 3	R: 5 E: 1 K: 2 S: 13 H: 6 LOB: 3 BB: 2 P: 21	R: 1 E: 0 K: 1 S: 7 H: 2 LOB: 2 BB: 1 P: 11	R: 0 E: 0 K: 0 S: 4 H: 2 LOB: 1 BB: 0 P: 4	1B: 11 2B: 1 3B: 0 HR: 0 SF: 0 SAC: 1 DP: 2 HBP: 0	WP: 1 PB: 0 SB: 1 CS: 0 PA: 44					

PITCHER		IP	WLS	BF	H	R	ER	SO	BB	IBB	HBP	BLK	WP	HR	S	P	ERA	WHIP
Bill Gullickson, R ERA: 4.07	(1, 1)	6.2	L	29	5	4	4	1	5	0	0	0	0	0	26	46	5.40	1.500
Dan Schatzeder, L ERA: 1.29	(7, 1)	0.0		1	1	0	0	0	0	0	0	0	0	0	1	1	∞	∞
Jeff Reardon, R ERA: 3.22	(7, 1)	1.0		9	3	2	2	1	2	1	0	0	1	0	8	20	18.00	5.000
Bryn Smith, R ERA: 2.72	(8, 1)	1.1		5	2	0	0	1	0	0	0	0	0	0	7	7	0.00	1.500

PITCHER	IP	WLS	BF	H	R	ER	SO	BB	IBB	HBP	BLK	WP	HR	S	P	ERA	WHIP

New York Mets @ Montreal Expos

Olympic Stadium, Montreal, QB

Sat Jun 18 1983, 7:05 PM EDT

Att. 32,127 - Unknown

TOP

livebaseballscorecards.com

AB	35
R	6
H	11
RBI	5
BB	8
SO	3
LOB	21

New York Mets @ Montreal Expos

Olympic Stadium, Montreal, QB

Sat Jun 18 1983, 7:05 PM EDT

Att. 32,127 - Unknown

livebaseballscorecards.com

BOTTOM

Batter	1	2	3	4	5	6	7	8	9	AB	R	H	RBI	BB	SO	LOB
Tim Raines, S (1, 7) OBP: 0.374, SLG: 0.374	0-0 4-3 SF9 1B	0-0 F8			BBB 4-0 G3 S FC6-2 BB		SSS 0-3 K			3	1	1	0	1	1	2
Chris Speier, R (1, 6) OBP: 0.363, SLG: 0.357	0-0 4-3 1-3		0-0 5-3		0-0 G3 1-3			0-0 6-3		4	0	0	0	0	0	2
Andre Dawson, R (1, 8) OBP: 0.348, SLG: 0.584	0-0 SF9 3-H		SSS 0-3 K		0-0 FC6-2 3-H			0-0 2B		3	0	1	1	0	1	1
Al Oliver, L (1, 3) OBP: 0.358, SLG: 0.430	0-0 FC4 1B		BBB 4-0 BB		0-0 F7			0-0 1-3		3	0	1	0	1	0	2
Gary Carter, R (1, 2) OBP: 0.304, SLG: 0.387	0-0 FC4 1-2f		0-0 P4			0-0 L4		0-0 6-3		4	0	0	0	0	0	3
Warren Cromartie, L (1, 9) OBP: 0.356, SLG: 0.428		0-0 FC5-4 2B		0-0 G3		BBB 4-0 CS BB			0-0 F7	3	0	1	0	1	0	0
Tim Wallach, R (1, 5) OBP: 0.337, SLG: 0.450		BBB 4-0 FC5-4 BB		0-0 E5 F4-3		0-0 P5 1-2			0-0 F8	2	0	0	0	1	0	1
Bryn Smith, R (8, 1)										0	0	0	0	0	0	0
Jim Wohlford, R (9, PH) OBP: 0.267, SLG: 0.356										1	0	0	0	0	0	0
Doug Flynn, R (1, 4) OBP: 0.237, SLG: 0.247		0-0 FC5-4 SH1-3 1-2f 2-3		0-0 F4-3 1-2			0-0 F9		0-0 F9	4	0	0	0	0	0	3
Bill Gullickson, R (1, 1) OBP: 0.097, SLG: 0.069		0-0 SH1-3 1-2		0-0 L6			0-0 F8			1	0	0	0	0	0	1
Dan Schatzeder, L (7, 1) OBP: 0.250, SLG: 0.250										0	0	0	0	0	0	0
Jeff Reardon, R (7, 1) OBP: 0.167, SLG: 0.167										0	0	0	0	0	0	0
Mike Vail, R (7, 5) OBP: 0.205, SLG: 0.279										1	0	0	0	0	0	0

	AB	R	H	RBI	BB	SO	LOB
	29	1	4	1	4	2	15

Inning Stats	1	2	3	4	5	6	7	8	9
	R: 1 E: 0 K: 0 S: 5	H: 2 LOB: 1 BB: 0 P: 5	R: 0 E: 0 K: 0 S: 4	H: 1 LOB: 2 BB: 1 P: 8	R: 0 E: 0 K: 1 S: 5	H: 0 LOB: 1 BB: 1 P: 9	R: 0 E: 1 K: 0 S: 4	H: 0 LOB: 1 BB: 0 P: 4	R: 0 E: 0 K: 0 S: 3	H: 0 LOB: 1 BB: 1 P: 7	R: 0 E: 0 K: 0 S: 2	H: 0 LOB: 0 BB: 1 P: 6	R: 0 E: 0 K: 1 S: 5	H: 0 LOB: 0 BB: 0 P: 5	R: 0 E: 0 K: 0 S: 4	H: 1 LOB: 1 BB: 0 P: 4	R: 0 E: 0 K: 0 S: 3	H: 0 LOB: 0 BB: 0 P: 3

	1B	2B	3B	HR	SF	SAC	DP	HBP	WP	PB	SB	CS	PA
	2	2	0	0	1	1	0	0	0	0	2	1	35

PITCHER		IP	WLS	BF	H	R	ER	SO	BB	IBB	HBP	BLK	WP	HR	S	P	ERA	WHIP
Mike Torrez, R ERA: 4.28	(1, 1)	6.0	W	25	3	1	1	1	4	0	0	0	0	0	23	39	1.50	1.167
Jesse Orosco, L ERA: 1.19	(7, 1)	3.0	S	10	1	0	0	1	0	0	0	0	0	0	12	12	0.00	0.333

PITCHER	IP	WLS	BF	H	R	ER	SO	BB	IBB	HBP	BLK	WP	HR	S	P	ERA	WHIP

Batter	1	2	3	4	5	6	7	8	9	AB	R	H	RBI	BB	SO	LOB
Mookie Wilson, S (1, 8) OBP: 0.270, SLG: 0.324	F8		K		4-3 2B			BB 1B		4	0	2	0	0	1	0
Hubie Brooks, R (1, 5) OBP: 0.310, SLG: 0.373	FC5-4 1B		4-3		4-3 2-3			K		4	0	1	0	0	1	2
Keith Hernandez, L (1, 3) OBP: 0.362, SLG: 0.432	F7		1B		1-3			F8		4	0	1	0	0	0	3
George Foster, R (1, 7) OBP: 0.307, SLG: 0.447	FC5-4 1-2f		F9			K		BB 1-2		3	0	0	0	1	1	2
Danny Heep, L (1, 9) OBP: 0.371, SLG: 0.457		2B E 1B		4-3		K		F3		4	1	1	0	0	1	2
Bob Bailor, R (1, 4) OBP: 0.298, SLG: 0.323		E8 SF7 1-H		1-3 S 1B		F7			4-3	4	1	2	0	0	0	0
Ron Hodges, L (1, 2) OBP: 0.315, SLG: 0.205		SF7 3-H		1-3 1-3			G6-4-3 1B		4-3	3	0	1	1	0	0	1
José Oquendo, S (1, 6) OBP: 0.357, SLG: 0.330 Rusty Staub, L (9, PH) OBP: 0.443, SLG: 0.491		6-3		L6			G6-4-3 1-2f		HR	3 1	0 1	0 1	0 1	0 0	0 0	2 0
Ed Lynch, R (1, 1) OBP: 0.227, SLG: 0.190 Mark Bradley, R (7, PH) OBP: 0.344, SLG: 0.382 Doug Sisk, R (7, 1) Dave Kingman, R (9, PH) OBP: 0.270, SLG: 0.417		6-3			1-3		F9		F8	2 1 0 1	0 0 0 0	0 0 0 0	0 0 0 0	0 0 0 0	0 0 0 0	0 0 0 0
Inning Stats	R: 0 E: 0 K: 0 S: 4 H: 1 LOB: 1 BB: 0 P: 4	R: 2 E: 1 K: 0 S: 5 H: 2 LOB: 0 BB: 0 P: 5	R: 0 E: 0 K: 1 S: 6 H: 1 LOB: 1 BB: 0 P: 6	R: 0 E: 0 K: 0 S: 4 H: 1 LOB: 1 BB: 0 P: 4	R: 0 E: 0 K: 0 S: 4 H: 1 LOB: 1 BB: 0 P: 4	R: 0 E: 0 K: 2 S: 7 H: 0 LOB: 0 BB: 0 P: 7	R: 0 E: 0 K: 0 S: 3 H: 1 LOB: 0 BB: 0 P: 3	R: 0 E: 0 K: 1 S: 6 H: 1 LOB: 2 BB: 1 P: 10	R: 1 E: 0 K: 0 S: 4 H: 1 LOB: 0 BB: 0 P: 4	1B: 6 2B: 2 3B: 0 HR: 1 SF: 1 SAC: 0 DP: 1 HBP: 0						

PITCHER	IP	WLS	BF	H	R	ER	SO	BB	IBB	HBP	BLK	WP	HR	S	P	ERA	WHIP
Steve Rogers, R (1, 1) ERA: 2.8	8.2	W	35	9	3	2	4	1	0	0	0	0	1	42	46	2.08	1.154
Jeff Reardon, R (9, 1) ERA: 3.19	0.1	S	1	0	0	0	0	0	0	0	0	0	0	1	1	0.00	0.000

PITCHER	IP	WLS	BF	H	R	ER	SO	BB	IBB	HBP	BLK	WP	HR	S	P	ERA	WHIP

TOP

New York Mets @ Montreal Expos

Olympic Stadium, Montreal, QB

Sun Jun 19 1983, 3:33 AM EDT

Att. 35,633 - Unknown

livebaseballscorecards.com

AB	34
R	3
H	9
RBI	2
BB	1
SO	4
LOB	12

WP: 0	PA: 36		
PB: 0			
SB: 1			
CS: 0			

New York Mets @ Montreal Expos

Olympic Stadium, Montreal, QB

Sun Jun 19 1983, 3:33 AM EDT

Att. 35,633 - Unknown

BOTTOM

livebaseballscorecards.com

Batter	1	2	3	4	5	6	7	8	9	AB	R	H	RBI	BB	SO	LOB
Tim Raines, S (1, 7) OBP: 0.370, SLG: 0.379	F8	G3		SF8 1-H 2-H 3B		6-3		G3		5	1	1	2	0	0	4
Bryan Little, S (1, 4) OBP: 0.352, SLG: 0.359	BB	L4	SF8 3-H			1-3				2	0	0	1	1	0	0
Andre Dawson, R (1, 8) OBP: 0.343, SLG: 0.575	F6	6-3	6-3			4-3				4	0	0	0	0	0	1
Al Oliver, L (1, 3) OBP: 0.360, SLG: 0.444 Terry Francona, L (8, 3) OBP: 0.200, SLG: 0.246	L8	HR			1-3		G6-4-3 1B			4 0	1 0	2 0	1 0	0 0	0 0	1 0
Warren Cromartie, L (1, 9) OBP: 0.359, SLG: 0.426 Jim Wohlford, R (8, 9) OBP: 0.267, SLG: 0.356	BB 1B 1B	FC6-4 1B			5-3		G6-4-3 1-2f			3 0	0 0	1 0	0 0	1 0	0 0	1 0
Tim Wallach, R (1, 5) OBP: 0.336, SLG: 0.446	F7	FC6-4 1-2f			2B 1B		K			4	0	1	0	0	1	2
Chris Speier, R (1, 6) OBP: 0.368, SLG: 0.366	F9		BB 1B 3B		1-3 2B			5-3		3	1	1	0	1	0	1
Bobby Ramos, R (1, 2) OBP: 0.500, SLG: 0.611	1-2 1B 1B		1-2 3B 1B		IBB			FC2-6 1B		3	1	3	0	1	0	0
Steve Rogers, R (1, 1) OBP: 0.154, SLG: 0.132 Jeff Reardon, R (9, 1) OBP: 0.167, SLG: 0.167	1-2 2-3 1B		F8	F8				FC2-6 1-2f		4 0	0 0	1 0	0 0	0 0	0 0	6 0
Inning Stats	R: 0 E: 0 K: 0 S: 3 H: 0 LOB: 1 BB: 1 P: 7	R: 0 E: 0 K: 0 S: 5 H: 2 LOB: 3 BB: 1 P: 9	R: 1 E: 0 K: 0 S: 5 H: 2 LOB: 1 BB: 0 P: 5	R: 3 E: 0 K: 0 S: 5 H: 2 LOB: 0 BB: 1 P: 9	R: 0 E: 0 K: 0 S: 5 H: 2 LOB: 3 BB: 1 P: 9	R: 0 E: 0 K: 0 S: 3 H: 0 LOB: 0 BB: 0 P: 3	R: 0 E: 0 K: 1 S: 5 H: 1 LOB: 0 BB: 0 P: 5	R: 0 E: 0 K: 0 S: 4 H: 1 LOB: 1 BB: 0 P: 4		1B: 7 2B: 1 3B: 1 HR: 1 SF: 1 SAC: 0 DP: 1 HBP: 0						

	AB	32
	R	4
	H	10
	RBI	4
	BB	4
	SO	1
	LOB	16

WP: 0 PB: 0 SB: 0 CS: 0 PA: 37

PITCHER		IP	WLS	BF	H	R	ER	SO	BB	IBB	HBP	BLK	WP	HR	S	P	ERA	WHIP
Ed Lynch, R ERA: 3.47	(1, 1)	6.0	L	30	8	4	4	0	3	1	0	0	0	1	26	42	6.00	1.833
Doug Sisk, R ERA: 3.05	(7, 1)	2.0		7	2	0	0	1	0	0	0	0	0	0	9	9	0.00	1.000

PITCHER	IP	WLS	BF	H	R	ER	SO	BB	IBB	HBP	BLK	WP	HR	S	P	ERA	WHIP

Philadelphia Phillies @ Montreal Expos

Olympic Stadium, Montreal, QB

Mon Jun 20 1983, 7:05 PM EDT

Att. 24,171 - Unknown

TOP

livebaseballscorecards.com

Batter	1	2	3	4	5	6	7	8	9	AB	R	H	RBI	BB	SO	LOB
Joe Morgan, L (1, 4) OBP: 0.375, SLG: 0.348	L9		F9		F4			F4		4	0	0	0	0	0	1
Pete Rose, S (1, 9) OBP: 0.326, SLG: 0.327	F7		BB			G3		F4-3		3	0	0	0	1	0	1
Ron Reed, R (8, 1)										0	0	0	0	0	0	0
Von Hayes, L (1, 8) OBP: 0.328, SLG: 0.388	1-3		F4			K			F4-3	4	0	0	0	0	1	1
Tony Perez, R (1, 3) OBP: 0.335, SLG: 0.442		6-3		K		F9			6-3	4	0	0	0	0	1	0
Mike Schmidt, R (1, 5) OBP: 0.387, SLG: 0.460		F8		BB			F9		K	3	0	0	0	1	1	0
Gary Matthews, R (1, 7) OBP: 0.339, SLG: 0.388		HBP 1B		F9			F1-4-3 1B			3	0	2	0	0	0	1
Ozzie Virgil, R (1, 2) OBP: 0.313, SLG: 0.489		1-2 HBP		L7			F1-4-3 1-2			2	0	0	0	0	0	2
Ivan De Jesus, R (1, 6) OBP: 0.291, SLG: 0.301		F3			F4-3			5-3		3	0	0	0	0	0	2
Steve Carlton, L (1, 1) OBP: 0.200, SLG: 0.273			1-3		F8			1B		2	0	0	0	0	0	0
Porfi Altamirano, R (5, 1)										0	0	0	0	0	0	0
Greg Gross, L (8, PH) OBP: 0.380, SLG: 0.356										1	0	1	0	0	0	0
(8, 9)																

AB	29
R	0
H	3
RBI	0
BB	2
SO	3
LOB	8

Inning Stats																																		
	R: 0	E: 0	K: 0	S: 3	H: 0	LOB: 0	BB: 0	P: 3	R: 0	E: 0	K: 0	S: 4	H: 1	LOB: 2	BB: 0	P: 5	R: 0	E: 0	K: 0	S: 3	H: 0	LOB: 1	BB: 1	P: 7	R: 0	E: 0	K: 1	S: 5	H: 0	LOB: 1	BB: 1	P: 9	R: 0	E: 0	K: 0	S: 3	H: 0	LOB: 0	BB: 0	P: 3
	R: 0	E: 0	K: 1	S: 5	H: 0	LOB: 0	BB: 0	P: 5	R: 0	E: 0	K: 0	S: 3	H: 1	LOB: 0	BB: 0	P: 3	R: 0	E: 0	K: 0	S: 4	H: 1	LOB: 1	BB: 0	P: 4	R: 0	E: 0	K: 1	S: 5	H: 0	LOB: 0	BB: 0	P: 5	1B: 3	2B: 0	3B: 0	HR: 0	SF: 0	SAC: 0	DP: 1	HBP: 1	WP: 0	PB: 0	SB: 0	CS: 0	PA: 32

PITCHER		IP	WLS	BF	H	R	ER	SO	BB	IBB	HBP	BLK	WP	HR	S	P	ERA	WHIP
Ray Burris, R ERA: 2.21	(1, 1)	9.0	W	32	3	0	0	3	2	0	1	0	0	0	35	44	0.00	0.556

PITCHER		IP	WLS	BF	H	R	ER	SO	BB	IBB	HBP	BLK	WP	HR	S	P	ERA	WHIP

Batter	1	2	3	4	5	6	7	8	9	AB	R	H	RBI	BB	SO	LOB
Tim Raines, S (1, 7) OBP: 0.372, SLG: 0.378	S, 1B 1B	6-3 2-3			BB 1B	4-3				3	2	1	0	1	0	2
Chris Speier, R (1, 6) OBP: 0.380, SLG: 0.363	FC3-6, 1B 1-2 1B BB	G4-3 BB			1B 1-2 1B BB		K			1	1	0	0	3	1	0
Andre Dawson, R (1, 8) OBP: 0.349, SLG: 0.590	FC3-6 1-2 2-H 1B	G4-3 1-2f			1B 1-2 2-H 1B		HR			4	1	3	3	0	0	2
Al Oliver, L (1, 3) OBP: 0.358, SLG: 0.441 Terry Francona, L (8, 3) OBP: 0.200, SLG: 0.246	FC3-6 1-3 1B 1-2f 2-3		G5-4-3 1B		K		F8			4 0	0 0	1 0	0 0	0 0	1 0	4 0
Tim Wallach, R (1, 5) OBP: 0.335, SLG: 0.443	1-3 1-2 3-H 1B		G5-4-3 1-2f		F7		6-3			4	0	1	1	0	0	3
Gary Carter, R (1, 2) OBP: 0.303, SLG: 0.385	1-3 1-2 2-3		F8		1-2 2-H 1B			G3		4	0	1	0	0	0	2
Mike Vail, R (1, 9) OBP: 0.191, SLG: 0.261 Jerry White, S (8, PH) OBP: 0.217, SLG: 0.053 (9, 9)	K			6-3		F5		F3 BB		3 0	0 0	0 0	0 0	0 1	1 0	2 0
Doug Flynn, R (1, 4) OBP: 0.237, SLG: 0.253		2B 2B		F6-3		F6-3		F3 1-2		4	1	1	0	0	0	1
Ray Burris, R (1, 1) OBP: 0.400, SLG: 0.533		6-3 2-H 2B		K		1B		K		4	0	2	1	0	2	1
Inning Stats	R: 2 E: 0 K: 1 S: 8 H: 3 LOB: 2 BB: 1 P: 12	R: 1 E: 0 K: 0 S: 4 H: 2 LOB: 1 BB: 1 P: 8	R: 0 E: 0 K: 0 S: 3 H: 1 LOB: 0 BB: 0 P: 3	R: 0 E: 0 K: 1 S: 5 H: 0 LOB: 0 BB: 0 P: 5	R: 1 E: 0 K: 1 S: 6 H: 2 LOB: 2 BB: 2 P: 14	R: 0 E: 0 K: 0 S: 4 H: 1 LOB: 1 BB: 0 P: 4	R: 1 E: 0 K: 1 S: 6 H: 1 LOB: 0 BB: 0 P: 6	R: 0 E: 0 K: 1 S: 5 H: 0 LOB: 1 BB: 1 P: 9		1B: 7 2B: 2 3B: 0 HR: 1	SF: 0 SAC: 0 DP: 2 HBP: 0					

BOTTOM

Philadelphia Phillies @ Montreal Expos

Olympic Stadium, Montreal, QB

Mon Jun 20 1983, 7:05 PM EDT

Att. 24,171 - Unknown

livebaseballscorecards.com

AB	31
R	5
H	10
RBI	5
BB	5
SO	5
LOB	17

WP: 0 PB: 0 SB: 2 CS: 0 PA: 36

PITCHER		IP	WLS	BF	H	R	ER	SO	BB	IBB	HBP	BLK	WP	HR	S	P	ERA	WHIP
Steve Carlton, L ERA: 3.27	(1, 1)	4.1	L	22	7	4	4	3	4	0	0	0	0	0	24	40	8.31	2.538
Porfi Altamirano, R ERA: 3.97	(5, 1)	2.2		10	3	1	1	1	0	0	0	0	0	1	12	12	3.38	1.125
Ron Reed, R ERA: 2.2	(8, 1)	1.0		4	0	0	0	1	1	0	0	0	0	0	5	9	0.00	1.000

PITCHER	IP	WLS	BF	H	R	ER	SO	BB	IBB	HBP	BLK	WP	HR	S	P	ERA	WHIP

Philadelphia Phillies @ Montreal Expos

Olympic Stadium, Montreal, QB

Tue Jun 21 1983, 7:05 PM EDT

Unknown

TOP

livebaseballscorecards.com

Batter	1	2	3	4	5	6	7	8	9	AB	R	H	RBI	BB	SO	LOB
Pete Rose, S (1, 3) OBP: 0.327, SLG: 0.325	6-3		E 1B		BBB 4-0 FC6-4 BB	4-3			6-3	4	1	1	0	1	0	2
Gary Matthews, R (1, 7) OBP: 0.337, SLG: 0.399	HR		E6 1-H HR		FC6-4 1-2f	1-3			6-3	4	2	1	1	0	0	1
Bob Dernier, R (8, 7) OBP: 0.289, SLG: 0.244										1	0	0	0	0	0	0
Joe Morgan, L (1, 4) OBP: 0.371, SLG: 0.363	K		1-H HR		SSS 0-3 K	L9			4-3	5	1	1	2	0	2	1
Mike Schmidt, R (1, 5) OBP: 0.389, SLG: 0.475	K		SSS 0-3 K			E 1B 2B 1B	HR			4	2	2	1	0	2	0
Kiko Garcia, R (8, 5) OBP: 0.353, SLG: 0.375										0	0	0	0	0	0	0
Von Hayes, L (1, 9) OBP: 0.333, SLG: 0.400		SSS K		1B G6-4-3 2B		E1 S 1-3 2B 1B	4-3			4	2	2	0	0	1	0
Garry Maddox, R (1, 8) OBP: 0.307, SLG: 0.397		F3		G6-4-3 2-3 1B		6-3 1-H 3-H 2B		2B		4	0	3	2	0	0	0
Ozzie Virgil, R (1, 2) OBP: 0.288, SLG: 0.449		SSS K		G6-4-3 1-2f 3-H		6-3 2-3		1-3		4	0	0	0	0	1	3
Ivan De Jesus, R (1, 6) OBP: 0.290, SLG: 0.295			6-3	F9		BBB 4-0 BB		6-3		3	0	0	0	1	0	1
John Denny, R (1, 1) OBP: 0.176, SLG: 0.152			F7		6-3	SSS 0-3 K		SSS K		3	0	0	0	0	1	2
Willie Hernandez, L (6, 1) OBP: 0.500, SLG: 0.500										1	0	0	0	0	1	1
Inning Stats	R: 1 E: 0 K: 2 S: 8 H: 1 LOB: 0 BB: 0 P: 8	R: 0 E: 0 K: 2 S: 7 H: 0 LOB: 0 BB: 0 P: 7	R: 3 E: 1 K: 1 S: 8 H: 2 LOB: 0 BB: 0 P: 8	R: 1 E: 0 K: 0 S: 4 H: 2 LOB: 0 BB: 0 P: 4	R: 0 E: 0 K: 1 S: 5 H: 0 LOB: 1 BB: 1 P: 9	R: 2 E: 1 K: 1 S: 8 H: 3 LOB: 2 BB: 1 P: 12	R: 1 E: 0 K: 0 S: 4 H: 1 LOB: 0 BB: 0 P: 4	R: 0 E: 0 K: 1 S: 6 H: 1 LOB: 1 BB: 0 P: 6	R: 0 E: 0 K: 0 S: 3 H: 0 LOB: 0 BB: 0 P: 3							

AB	37
R	8
H	10
RBI	6
BB	2
SO	8
LOB	11

1B: 4 2B: 3 3B: 0 HR: 3	SF: 0 SAC: 0 DP: 1 HBP: 0	WP: 0 PB: 0 SB: 1 CS: 0	PA: 39
---	---	---	---

PITCHER		IP	WLS	BF	H	R	ER	SO	BB	IBB	HBP	BLK	WP	HR	S	P	ERA	WHIP
Scott Sanderson, R ERA: 5.54	(1, 1)	5.0	L	21	5	5	2	6	1	0	0	0	0	2	32	36	3.60	1.200
Chris Welsh, L ERA: 5.13	(6, 1)	1.0		7	3	2	2	1	1	0	0	0	0	0	8	12	18.00	4.000
Bryn Smith, R ERA: 2.82	(7, 1)	2.0		8	2	1	1	1	0	0	0	0	0	1	10	10	4.50	1.000
Dan Schatzeder, L ERA: 1.24	(9, 1)	1.0		3	0	0	0	0	0	0	0	0	0	0	3	3	0.00	0.000

PITCHER	IP	WLS	BF	H	R	ER	SO	BB	IBB	HBP	BLK	WP	HR	S	P	ERA	WHIP

BOTTOM

Philadelphia Phillies @ Montreal Expos

Olympic Stadium, Montreal, QB

Tue Jun 21 1983, 7:05 PM EDT

Unknown

Batter	1	2	3	4	5	6	7	8	9	AB	R	H	RBI	BB	SO	LOB
Tim Raines, S (1, 7) OBP: 0.373, SLG: 0.379	K		G3		1B		G5-4-3 1-2 1B		K	5	0	2	0	0	2	0
Bryan Little, S (1, 4) OBP: 0.345, SLG: 0.351	K2-3		P4		4-3		G5-4-3 1-2f 2-3			4	0	0	0	0	1	3
Andre Dawson, R (1, 8) OBP: 0.344, SLG: 0.580 Jim Wohlford, R (9, 8) OBP: 0.267, SLG: 0.356	F8		5-3			5-3	5-3			4 0	0 0	0 0	0 0	0 0	0 0	1 0
Al Oliver, L (1, 3) OBP: 0.353, SLG: 0.434 Dan Schatzeder, L (9, 1) OBP: 0.250, SLG: 0.250		F9		4-3		4-3		F8		4 0	0 0	0 0	0 0	0 0	0 0	0 0
Tim Wallach, R (1, 5) OBP: 0.337, SLG: 0.442		F8		BB 1B		BB 1B HBP		F8		3	0	1	0	0	0	0
Gary Carter, R (1, 2) OBP: 0.315, SLG: 0.398		1B 2B 1B		G4-6-3 1-2 BB		BB 1-2 1B		2B		3	1	3	0	1	0	0
Warren Cromartie, L (1, 9) OBP: 0.360, SLG: 0.427 Chris Welsh, L (6, 1) OBP: 0.357, SLG: 0.308 Jerry White, S (6, PH) OBP: 0.250, SLG: 0.053 Bryn Smith, R (7, 1) Mike Vail, R (8, PH) OBP: 0.188, SLG: 0.255 (9, 9)	2B 1-2 1B		G4-6-3 1-2f		4-0 1-2 2-3 BB			5-3		2 0 0 0 1	0 0 0 0 0	1 0 0 0 0	0 0 0 0 0	0 0 1 0 0	0 0 0 0 0	2 0 0 0 1
Chris Speier, R (1, 6) OBP: 0.384, SLG: 0.377	1-3 2-H 2B				G4-6-3 1B	L8			F8	4	0	2	1	0	0	3
Scott Sanderson, R (1, 1) OBP: 0.176, SLG: 0.294 Terry Francona, L (5, PH) OBP: 0.205, SLG: 0.250 (6, 9) (9, 3)	K				G4-6-3 1-2f		G5-4-3 1B		F7	1 3	0 0	0 1	0 0	0 0	1 0	2 1
Inning Stats	R: 0 E: 0 K: 2 S: 7 H: 0 LOB: 0 BB: 0 P: 7	R: 1 E: 0 K: 1 S: 8 H: 3 LOB: 2 BB: 0 P: 8	R: 0 E: 0 K: 0 S: 3 H: 0 LOB: 0 BB: 0 P: 3	R: 0 E: 0 K: 0 S: 3 H: 1 LOB: 1 BB: 1 P: 7	R: 0 E: 0 K: 0 S: 4 H: 2 LOB: 1 BB: 0 P: 4	R: 0 E: 0 K: 0 S: 4 H: 1 LOB: 3 BB: 1 P: 9	R: 0 E: 0 K: 0 S: 4 H: 2 LOB: 1 BB: 0 P: 4	R: 0 E: 0 K: 0 S: 4 H: 1 LOB: 1 BB: 0 P: 4	R: 0 E: 0 K: 1 S: 5 H: 0 LOB: 0 BB: 0 P: 5	1B: 8 2B: 2 3B: 0 HR: 0 SF: 0 SAC: 0 DP: 3 HBP: 1						

PITCHER	IP	WLS	BF	H	R	ER	SO	BB	IBB	HBP	BLK	WP	HR	S	P	ERA	WHIP
John Denny, R (1, 1) ERA: 2.32	5.2	W	25	7	1	1	3	2	0	1	0	0	0	28	37	1.59	1.588
Willie Hernandez, L (6, 1) ERA: 1.76	3.1	S	12	3	0	0	1	0	0	0	0	0	0	14	14	0.00	0.900

PITCHER	IP	WLS	BF	H	R	ER	SO	BB	IBB	HBP	BLK	WP	HR	S	P	ERA	WHIP

AB	34
R	1
H	10
RBI	1
BB	2
SO	4
LOB	13

WP: 0 PA: 37
PB: 0
SB: 0
CS: 0

livebaseballscorecards.com

Philadelphia Phillies @ Montreal Expos

Olympic Stadium, Montreal, QB

Tue Jun 21 1983, 7:05 PM EDT

Att. 38,222 - Unknown

TOP

livebaseballscorecards.com

Batter	1	2	3	4	5	6	7	8	9	10	11	12	AB	R	H	RBI	BB	SO	LOB
Bob Dernier, R (1, 9) OBP: 0.292, SLG: 0.273	x 0-0 L4 2B	x 0-0 FC6-4 1-2f			x 0-0 4-3		B B B B 4-0 1B BB		x 0-0 L7-4 1B 1-3 1B		x 0-0 P5-3 1-2f		3	0	1	0	0	0	1
Von Hayes, L (7, PH) OBP: 0.340, SLG: 0.402 (7, 9)													2	0	1	0	1	0	1
Kiko Garcia, R (1, 4) OBP: 0.300, SLG: 0.316	x 0-0 L4 2-3	S S S 0-3 K				x 0-0 5-3	x 0-0 1-2 2-3 1B		x 0-0 1-2 3-H 1B			x 0-0 F8	3	0	0	0	0	1	1
Joe Morgan, L (7, PH) OBP: 0.375, SLG: 0.368 (7, 4)													3	0	2	1	0	0	0
Gary Matthews, R (1, 7) OBP: 0.337, SLG: 0.395	x 0-0 2B 1B	x 0-0 5-3				B B B B 4-0 HR BB	x 0-0 6-3		x 0-0 F3			S S S 0-3 K	5	2	1	0	1	1	5
Mike Schmidt, R (1, 5) OBP: 0.395, SLG: 0.495	x 0-0 1-H 2B	x 0-0 F3				x 0-0 1-H HR		B B B B 4-0 5-3 SH3-4 BB	x 0-0 L7-4 2-3			B B B B 4-0 BB	4	1	2	3	2	0	2
Tony Perez, R (1, 3) OBP: 0.333, SLG: 0.436 Ron Reed, R (6, 1) Willie Hernandez, L (8, 1) OBP: 0.500, SLG: 0.500 Al Holland, R (8, 1) Joe Lefebvre, L (12, PH) OBP: 0.333, SLG: 0.383 Porfi Altamirano, R (12, 1)	4-0 IBB			x 0-0 P4		S S S 0-3 K		x 0-0 SH3-4 1-2		S S S 0-3 K		x 0-0 L4	2	0	0	0	1	1	0
													0	0	0	0	0	0	0
													0	0	0	0	0	0	0
													1	0	0	0	0	1	0
													1	0	0	0	0	0	1
													0	0	0	0	0	0	0
Ozzie Virgil, R (1, 2) OBP: 0.281, SLG: 0.426	S S S 0-3 K			x 0-0 CS 1B		x 0-0 F8		x 0-0 5-3 2-3		x 0-0 4-3			5	0	1	0	0	1	3
Garry Maddox, R (1, 8) OBP: 0.304, SLG: 0.387		x 0-0 F9		x 0-0 F8 1-2			x 0-0 5-3	4-0 IBB	S S S 0-3 K				4	0	0	0	1	1	1
Ivan De Jesus, R (1, 6) OBP: 0.283, SLG: 0.287		x 0-0 6-3			x 0-0 5-3		x 0-0 F9	S S S 0-3 K			S S S 0-3 K		5	0	0	0	0	2	2
Ed Farmer, R (1, 1) OBP: 0.250, SLG: 0.250 Tug McGraw, R (5, 1) Pete Rose, S (6, 3) OBP: 0.336, SLG: 0.340		x 0-0 FC6-4 1B			x 0-0 5-3		x 0-0 1B 2B		x 0-0 1B WP 1B 1B				2	0	1	0	0	0	0
													0	0	0	0	0	0	0
													3	1	3	0	0	0	0
Inning Stats	R: 1 E: 0 K: 1 S: 7 H: 3 LOB: 2 BB: 1 P: 11	R: 0 E: 0 K: 0 S: 4 H: 1 LOB: 1 BB: 0 P: 4	R: 0 E: 0 K: 1 S: 5 H: 0 LOB: 0 BB: 0 P: 5	R: 0 E: 0 K: 0 S: 3 H: 1 LOB: 0 BB: 0 P: 3	R: 0 E: 0 K: 0 S: 3 H: 0 LOB: 0 BB: 0 P: 3	R: 2 E: 0 K: 1 S: 6 H: 1 LOB: 0 BB: 1 P: 10	R: 0 E: 0 K: 0 S: 5 H: 2 LOB: 3 BB: 1 P: 9	R: 0 E: 0 K: 1 S: 5 H: 0 LOB: 2 BB: 2 P: 13	R: 1 E: 0 K: 0 S: 5 H: 3 LOB: 1 BB: 0 P: 5	R: 0 E: 0 K: 2 S: 7 H: 0 LOB: 0 BB: 0 P: 7	R: 0 E: 0 K: 1 S: 5 H: 1 LOB: 0 BB: 0 P: 5	R: 0 E: 0 K: 1 S: 5 H: 0 LOB: 1 BB: 1 P: 9	1B: 8 2B: 6 3B: 0 HR: 1	SF: 0 SAC: 1 DP: 3 HBP: 0	WP: 1 PB: 0 SB: 0 CS: 1	PA: 50			

PITCHER		IP	WLS	BF	H	R	ER	SO	BB	IBB	HBP	BLK	WP	HR	S	P	ERA	WHIP
Randy Lerch, L ERA: 3.82	(1, 1)	6.0		24	6	3	3	3	1	1	0	0	0	1	28	36	4.50	1.167
Bryn Smith, R ERA: 2.68	(7, 1)	2.0		11	2	0	0	1	2	1	0	0	0	0	10	22	0.00	2.000
Dan Schatzeder, L ERA: 1.41	(9, 1)	3.0		11	4	1	1	3	0	0	0	0	1	0	17	17	3.00	1.333
Jeff Reardon, R ERA: 3.11	(12, 1)	1.0	W	4	0	0	0	1	1	0	0	0	0	0	5	9	0.00	1.000

PITCHER	IP	WLS	BF	H	R	ER	SO	BB	IBB	HBP	BLK	WP	HR	S	P	ERA	WHIP

AB	43
R	4
H	12
RBI	4
BB	6
SO	8
LOB	17

Batter	1	2	3	4	5	6	7	8	9	10	11	12	AB	R	H	RBI	BB	SO	LOB
Tim Raines, S (1, 7) OBP: 0.375, SLG: 0.386	G3 SF9 1B		K		6-3 1B	4-3		F8			2B		6	1	3	0	0	1	5
Bryan Little, S (1, 4) OBP: 0.340, SLG: 0.341	G3 1-3		FC6-4 HBP		6-3 1-3		K		F8		5-3		5	0	0	0	0	1	3
Andre Dawson, R (1, 8) OBP: 0.340, SLG: 0.585	SF9 3-H		FC6-4 1-2f		F9		4-3		F8			HR	5	1	1	2	0	0	3
Al Oliver, L (1, 3) OBP: 0.347, SLG: 0.425	4-3			F8		4-3	1-3		4-3				5	0	0	0	0	0	0
Tim Wallach, R (1, 5) OBP: 0.338, SLG: 0.445		F7		2B		K		1B 3B 1B		K			5	1	2	0	0	2	0
Terry Francona, L (1, 9) OBP: 0.218, SLG: 0.250		F8		K		E BB BB BB		1-3 3B 1B		6-3			4	2	1	0	1	1	1
Chris Speier, R (1, 6) OBP: 0.391, SLG: 0.374		F8		FC6-4 IBB		BB E 1-2 BB		P3		F2			1	0	0	0	2	0	0
Warren Cromartie, L (8, PH) OBP: 0.360, SLG: 0.427													0	0	0	0	0	0	0
Jim Wohlford, R (8, PH) OBP: 0.261, SLG: 0.348													1	0	0	0	0	0	2
Doug Flynn, R (9, 6) OBP: 0.236, SLG: 0.251													1	0	0	0	0	0	0
Bobby Ramos, R (1, 2) OBP: 0.500, SLG: 0.579			G3 BB		E5 BB 1-2 2-3			1-H 3-H 3B			F8		1	0	0	0	1	0	2
Gary Carter, R (6, PH) (7, 2) OBP: 0.315, SLG: 0.407			FC6-4 1-2f										3	0	1	2	0	0	2
Randy Lerch, L (1, 1) OBP: 0.375, SLG: 0.429			G3 1-2		F8	BB 1-2 2-3 3-H		5-3			K		2	0	0	0	0	0	1
Terry Crowley, L (6, PH) OBP: 0.625, SLG: 0.250													0	0	0	1	1	0	0
Bryn Smith, R (7, 1) OBP: 0.000, SLG: 0.000													0	0	0	0	0	0	0
Mike Vail, R (8, PH) OBP: 0.184, SLG: 0.250													1	0	0	0	0	0	1
Dan Schatzeder, L (9, 1) OBP: 0.250, SLG: 0.250													0	0	0	0	0	0	0
Jerry White, S (11, PH) OBP: 0.240, SLG: 0.050													1	0	0	0	0	1	0
Jeff Reardon, R (12, 1) OBP: 0.167, SLG: 0.167													0	0	0	0	0	0	0
Inning Stats	R: 1 E: 0 K: 0 S: 4 H: 1 LOB: 0 BB: 0 P: 4	R: 0 E: 0 K: 0 S: 3 H: 0 LOB: 0 BB: 0 P: 3	R: 0 E: 0 K: 1 S: 5 H: 0 LOB: 2 BB: 1 P: 10	R: 0 E: 0 K: 1 S: 6 H: 1 LOB: 2 BB: 1 P: 10	R: 0 E: 0 K: 0 S: 4 H: 1 LOB: 1 BB: 0 P: 4	R: 1 E: 1 K: 1 S: 6 H: 0 LOB: 3 BB: 3 P: 18	R: 0 E: 0 K: 1 S: 5 H: 0 LOB: 0 BB: 0 P: 5	R: 2 E: 0 K: 0 S: 6 H: 3 LOB: 1 BB: 0 P: 6	R: 0 E: 0 K: 0 S: 3 H: 0 LOB: 0 BB: 0 P: 3	R: 0 E: 0 K: 1 S: 5 H: 0 LOB: 0 BB: 0 P: 5	R: 0 E: 0 K: 1 S: 6 H: 1 LOB: 1 BB: 0 P: 6	R: 1 E: 0 K: 0 S: 1 H: 1 LOB: 0 BB: 0 P: 1	1B: 4 2B: 2 3B: 1 HR: 1	SF: 1 SAC: 0 DP: 0 HBP: 1	WP: 0 PB: 0 SB: 2 CS: 0	PA: 48		

PITCHER		IP	WLS	BF	H	R	ER	SO	BB	IBB	HBP	BLK	WP	HR	S	P	ERA	WHIP
Ed Farmer, R ERA: 6.43	(1, 1)	4.1		19	3	1	1	2	1	1	1	0	0	0	20	29	2.08	0.923
Tug McGraw, L ERA: 2.45	(5, 1)	1.1		6	0	1	0	1	2	0	0	0	0	0	6	14	0.00	1.500
Ron Reed, R ERA: 2.65	(6, 1)	1.1		8	2	2	2	1	1	0	0	0	0	0	9	13	13.50	2.250
Willie Hernandez, L ERA: 1.74	(8, 1)	0.1		2	1	0	0	0	0	0	0	0	0	0	2	2	0.00	3.000
Al Holland, L ERA: 2.4	(8, 1)	3.2		12	1	0	0	2	0	0	0	0	0	0	16	16	0.00	0.273

PITCHER		IP	WLS	BF	H	R	ER	SO	BB	IBB	HBP	BLK	WP	HR	S	P	ERA	WHIP
Porfi Altamirano, R ERA: 4.37	(12, 1)	0.0	L	1	1	1	1	0	0	0	0	0	0	1	1	1	∞	∞

BOTTOM

Philadelphia Phillies @ Montreal Expos

Olympic Stadium, Montreal, QB

Tue Jun 21 1983, 7:05 PM EDT

Att. 38,222 - Unknown

livebaseballscorecards.com

AB	41
R	5
H	8
RBI	5
BB	5
SO	6
LOB	20

Philadelphia Phillies @ Montreal Expos

Olympic Stadium, Montreal, QB

Wed Jun 22 1983, 7:05 PM EDT

Att. 24,607 - Unknown

livebaseballscorecards.com

Batter	1	2	3	4	5	6	7	8	9	AB	R	H	RBI	BB	SO	LOB
Pete Rose, S (1, 3) OBP: 0.330, SLG: 0.333	5-3		4-3			1-3			F7	4	0	0	0	0	0	0
Gary Matthews, R (1, 7) OBP: 0.340, SLG: 0.394	5-3			L5-3 BB		1B			6-3	3	0	1	0	1	0	0
Joe Morgan, L (1, 4) OBP: 0.373, SLG: 0.371	2B			L5-3 1-2		F8			K	4	0	1	0	0	1	2
Mike Schmidt, R (1, 5) OBP: 0.391, SLG: 0.488	F8			K			K			3	0	0	0	0	2	1
Von Hayes, L (1, 9) OBP: 0.340, SLG: 0.400		L9			4-3		CS 1B			3	0	1	0	0	0	0
Garry Maddox, R (1, 8) OBP: 0.304, SLG: 0.386		F2			S 1B 1B		F9 1-2			3	0	1	0	0	0	1
Bob Dernier, R (8, 8) OBP: 0.292, SLG: 0.273										0	0	0	0	0	0	0
Ozzie Virgil, R (1, 2) OBP: 0.267, SLG: 0.404		K			L8 1-2			5-3		3	0	0	0	0	1	1
Ivan De Jesus, R (1, 6) OBP: 0.289, SLG: 0.290			6-3		2-H 1B			B2-6-3 BB		2	0	1	0	1	0	0
Marty Bystrom, R (1, 1) OBP: 0.333, SLG: 0.250			P6			K		B2-6-3 1-2f		3	0	0	0	0	1	1
Al Holland, R (9, 1)										0	0	0	0	0	0	0

Inning Stats	1	2	3	4	5	6	7	8	9	
	R: 0 H: 1 E: 0 LOB: 1 K: 0 BB: 0 S: 4 P: 4	R: 0 H: 0 E: 0 LOB: 0 K: 1 BB: 0 S: 5 P: 5	R: 0 H: 0 E: 0 LOB: 0 K: 0 BB: 0 S: 3 P: 3	R: 0 H: 0 E: 0 LOB: 0 K: 1 BB: 1 S: 4 P: 8	R: 0 H: 2 E: 0 LOB: 2 K: 0 BB: 0 S: 4 P: 4	R: 0 H: 1 E: 0 LOB: 1 K: 1 BB: 0 S: 6 P: 6	R: 0 H: 1 E: 0 LOB: 0 K: 1 BB: 0 S: 5 P: 5	R: 0 H: 0 E: 0 LOB: 0 K: 0 BB: 1 S: 2 P: 6	R: 0 H: 0 E: 0 LOB: 0 K: 1 BB: 0 S: 5 P: 5	1B: 4 SF: 0 2B: 2 SAC: 0 3B: 0 DP: 2 HR: 0 HBP: 0	WP: 0 PA: 30 PB: 0 SB: 1 CS: 1

PITCHER	IP	WLS	BF	H	R	ER	SO	BB	IBB	HBP	BLK	WP	HR	S	P	ERA	WHIP
Charlie Lea, R (1, 1) ERA: 3.02	9.0	W	30	5	0	0	5	2	0	0	0	0	0	38	46	0.00	0.778

PITCHER	IP	WLS	BF	H	R	ER	SO	BB	IBB	HBP	BLK	WP	HR	S	P	ERA	WHIP

AB	28
R	0
H	5
RBI	0
BB	2
SO	5
LOB	6

Batter	1	2	3	4	5	6	7	8	9	AB	R	H	RBI	BB	SO	LOB
Tim Raines, S (1, 7) OBP: 0.376, SLG: 0.398	5-3		S, 1B		K			6-3	1-H, 2-H, 3-H, HR	5	1	2	4	0	1	2
Bryan Little, S (1, 4) OBP: 0.333, SLG: 0.333	6-3		F8, 1-2		L7			G3		4	0	0	0	0	0	3
Terry Crowley, L (1, 3) OBP: 0.583, SLG: 0.286	HBP			P5		4-3		1B		3	0	1	0	0	0	0
Tim Wallach, R (1, 5) OBP: 0.337, SLG: 0.442	F8			FC1-4, 1B		5-3		L7		4	0	1	0	0	0	2
Gary Carter, R (1, 2) OBP: 0.314, SLG: 0.404		K		FC1-4, 1-2f		1B			1-3	4	0	1	0	0	1	1
Terry Francona, L (1, 9) OBP: 0.207, SLG: 0.238		6-3		G3		4-3			F9	4	0	0	0	0	0	2
Jerry White, S (1, 8) OBP: 0.241, SLG: 0.083		F9			1B, S, 1B			P3	E4, HBP, S, HR	4	1	1	0	0	0	0
Chris Speier, R (1, 6) OBP: 0.386, SLG: 0.364			F8		K, 1-2			6-3	HBP, HR, 1-2, BB	3	1	0	0	1	1	1
Charlie Lea, R (1, 1) OBP: 0.097, SLG: 0.067 Andre Dawson, R (9, PH) OBP: 0.343, SLG: 0.585			F7		1B, 2-3			5-3	HR, HBP, 1-2, 2-3	3 0	0 1	1 0	0 0	0 0	0 0	0 0
Inning Stats	R: 0 E: 0 K: 0 S: 3 H: 0 LOB: 1 BB: 0 P: 4	R: 0 E: 0 K: 1 S: 5 H: 0 LOB: 0 BB: 0 P: 5	R: 0 E: 0 K: 0 S: 4 H: 1 LOB: 1 BB: 0 P: 4	R: 0 E: 0 K: 0 S: 4 H: 1 LOB: 1 BB: 0 P: 4	R: 0 E: 0 K: 2 S: 9 H: 2 LOB: 2 BB: 0 P: 9	R: 0 E: 0 K: 0 S: 4 H: 1 LOB: 1 BB: 0 P: 4	R: 0 E: 0 K: 0 S: 3 H: 0 LOB: 0 BB: 0 P: 3	R: 0 E: 0 K: 0 S: 4 H: 1 LOB: 1 BB: 0 P: 4	R: 4 E: 1 K: 0 S: 4 H: 1 LOB: 0 BB: 1 P: 9	1B: 6 2B: 0 3B: 0 HR: 1	SF: 0 SAC: 0 DP: 0 HBP: 2						

PITCHER		IP	WLS	BF	H	R	ER	SO	BB	IBB	HBP	BLK	WP	HR	S	P	ERA	WHIP
Marty Bystrom, R ERA: 4.38	(1, 1)	8.2	L	36	6	3	1	3	1	0	2	0	0	0	39	45	1.04	0.808
Al Holland, L ERA: 2.7	(9, 1)	0.0		1	1	1	0	0	0	0	0	0	0	1	1	1	∞	∞

PITCHER	IP	WLS	BF	H	R	ER	SO	BB	IBB	HBP	BLK	WP	HR	S	P	ERA	WHIP

BOTTOM

Philadelphia Phillies @ Montreal Expos

Olympic Stadium, Montreal, QB

Wed Jun 22 1983, 7:05 PM EDT

Att. 24,607 - Unknown

livebaseballscorecards.com

AB	34
R	4
H	7
RBI	4
BB	1
SO	3
LOB	11

WP: 0 PB: 0 SB: 3 CS: 0 PA: 37

Philadelphia Phillies @ Montreal Expos

Olympic Stadium, Montreal, QB

Thu Jun 23 1983, 7:05 PM EDT

Att. 31,069 - Unknown

TOP

livebaseballscorecards.com

Batter	1	2	3	4	5	6	7	8	9	AB	R	H	RBI	BB	SO	LOB
Bob Dernier, R (1, 8) OBP: 0.288, SLG: 0.292	F3		6-3			E 2B (1-3)	P3			4	1	1	0	0	0	1
Pete Rose, S (1, 3) OBP: 0.325, SLG: 0.327	L8		F7			E3 BB 1B G1-2-3 (2-H, 3-H)		L5		4	0	0	1	0	0	0
Joe Morgan, L (1, 4) OBP: 0.370, SLG: 0.368	K			F9		BB 1B (1-2)		G3		4	0	1	0	0	1	0
Mike Schmidt, R (1, 5) OBP: 0.385, SLG: 0.479		K		6-3		K		K		4	0	0	0	0	3	2
Von Hayes, L (1, 9) OBP: 0.344, SLG: 0.398		S 2B 1B		4-3		BB (1-2, 2-3)			F2	3	1	1	0	1	0	0
Gary Matthews, R (1, 7) OBP: 0.338, SLG: 0.389		F9 (1-2)			F3	G1-2-3 (3-Hf)			BB	3	0	0	0	1	0	4
Ozzie Virgil, R (1, 2) OBP: 0.266, SLG: 0.410		2B (2-H)			K		6-3		F7	4	0	1	1	0	1	1
Ivan De Jesus, R (1, 6) OBP: 0.284, SLG: 0.285		K			L9		K		K	3	0	0	0	0	2	1
Bo Diaz, R (9, PH) OBP: 0.302, SLG: 0.366										1	0	0	0	0	1	1
Charles Hudson, S (1, 1) OBP: 0.308, SLG: 0.182			K			2B E BB	1B			1	0	0	0	0	1	0
Porfi Altamirano, R (5, 1)										0	0	0	0	0	0	0
Greg Gross, L (6, PH) OBP: 0.389, SLG: 0.356										0	1	0	0	1	0	0
Tug McGraw, R (6, 1)										0	0	0	0	0	0	0
Joe Lefebvre, L (7, PH) OBP: 0.346, SLG: 0.396										1	0	1	0	0	0	0
Willie Hernandez, L (7, 1) OBP: 0.500, SLG: 0.500										0	0	0	0	0	0	0
Inning Stats	R: 0 E: 0 K: 1 S: 5 H: 0 LOB: 0 BB: 0 P: 5	R: 1 E: 0 K: 2 S: 9 H: 2 LOB: 1 BB: 0 P: 9	R: 0 E: 0 K: 1 S: 5 H: 0 LOB: 0 BB: 0 P: 5	R: 0 E: 0 K: 0 S: 3 H: 0 LOB: 0 BB: 0 P: 3	R: 0 E: 0 K: 1 S: 5 H: 0 LOB: 0 BB: 0 P: 5	R: 2 E: 1 K: 1 S: 7 H: 2 LOB: 2 BB: 2 P: 15	R: 0 E: 0 K: 1 S: 6 H: 1 LOB: 1 BB: 0 P: 6	R: 0 E: 0 K: 1 S: 5 H: 0 LOB: 0 BB: 0 P: 5	R: 0 E: 0 K: 1 S: 5 H: 0 LOB: 1 BB: 1 P: 9	1B: 3 2B: 2 3B: 0 HR: 0 SF: 0 SAC: 0 DP: 1 HBP: 0	WP: 0 PB: 0 SB: 1 CS: 0 PA: 35					

	AB	32
	R	3
	H	5
	RBI	2
	BB	3
	SO	9
	LOB	10

PITCHER		IP	WLS	BF	H	R	ER	SO	BB	IBB	HBP	BLK	WP	HR	S	P	ERA	WHIP
Bill Gullickson, R ERA: 4.13	(1, 1)	5.0	W	19	3	3	3	5	1	0	0	0	0	0	28	32	5.40	0.800
Bryn Smith, R ERA: 2.49	(6, 1)	3.0		12	2	0	0	3	1	0	0	0	0	0	17	21	0.00	1.000
Jeff Reardon, R ERA: 3.03	(9, 1)	1.0	S	4	0	0	0	1	1	0	0	0	0	0	5	9	0.00	1.000

PITCHER	IP	WLS	BF	H	R	ER	SO	BB	IBB	HBP	BLK	WP	HR	S	P	ERA	WHIP

Batter	1	2	3	4	5	6	7	8	9	AB	R	H	RBI	BB	SO	LOB
Tim Raines, S (1, 7) OBP: 0.383, SLG: 0.408	S S 1B 1B	1-3 2-H 2B		FC6-4 S 1-2f		2-3 1-2 1B		IBB		4	1	3	1	1	0	1
Bryan Little, S (1, 4) OBP: 0.336, SLG: 0.330	B B B B	4-3 ②		B B B 1-2 BB		2-3 ② 1-2 2-3		F7 ③		2	1	0	0	2	0	4
Mike Vail, R (8, PH) OBP: 0.180, SLG: 0.245	S 1-2 1B BB									1	0	0	0	0	0	2
Jeff Reardon, R (9, 1) OBP: 0.167, SLG: 0.167										0	0	0	0	0	0	0
Andre Dawson, R (1, 8) OBP: 0.338, SLG: 0.576	S S S K ① 1-2 2-3	S S S K ③		F8 ③		5-3 ③				4	0	0	0	0	2	8
Al Oliver, L (1, 3) OBP: 0.353, SLG: 0.434	5-3 1B 2-H 3-H		G1-4-3 1B		1B 2B		4-3 ①			4	0	3	2	0	0	0
Tim Wallach, R (1, 5) OBP: 0.336, SLG: 0.439	5-3 ② 1-2		G1-4-3 ① ② 1-2f		BB ① 2-H 1B		5-3 ②			4	0	1	0	0	0	2
Gary Carter, R (1, 2) OBP: 0.317, SLG: 0.407	5-3 ③		E8 WP 2B		B B B 4-0 G4-6-3 1-2 BB		F5 ③			3	1	1	0	1	0	1
Warren Cromartie, L (1, 9) OBP: 0.360, SLG: 0.422		B B B 4-0 FC1-5 1B BB	4-3 ③ 3-H		0-0 ② G4-6-3 ③ 1-2f			4-3 SH1-4 1B		2	0	0	0	1	0	2
Jerry White, S (6, 9) OBP: 0.267, SLG: 0.120										1	0	1	0	0	0	0
Chris Speier, R (1, 6) OBP: 0.393, SLG: 0.372		FC1-5 2B 1-2 1B		FC6-4 1B		6-3 ①		SH1-4 ① 1-2		3	1	2	0	0	0	0
Bill Gullickson, R (1, 1) OBP: 0.091, SLG: 0.065		FC1-5 ① 2B 1-2 2-3f		S S S K ①		2-3 1B 1B		4-3 ② 2-3		2	0	0	0	0	1	3
Bryn Smith, R (6, 1) OBP: 0.250, SLG: 0.250										1	0	1	0	0	0	0
Jim Wohlford, R (8, PH) OBP: 0.255, SLG: 0.340										1	0	0	0	0	0	1
Doug Flynn, R (9, 4) OBP: 0.236, SLG: 0.251										0	0	0	0	0	0	0
Inning Stats	R: 2 E: 0 K: 1 S: 7 H: 2 LOB: 1 BB: 1 P: 11	R: 1 E: 0 K: 1 S: 7 H: 2 LOB: 2 BB: 1 P: 11	R: 1 E: 1 K: 0 S: 4 H: 2 LOB: 0 BB: 0 P: 4	R: 0 E: 0 K: 1 S: 6 H: 1 LOB: 2 BB: 1 P: 10	R: 0 E: 0 K: 0 S: 3 H: 2 LOB: 1 BB: 1 P: 7	R: 0 E: 0 K: 0 S: 5 H: 2 LOB: 2 BB: 0 P: 5	R: 0 E: 0 K: 0 S: 3 H: 0 LOB: 0 BB: 0 P: 3	R: 0 E: 0 K: 0 S: 4 H: 1 LOB: 2 BB: 1 P: 8		1B: 9 2B: 3 3B: 0 HR: 0	SF: 0 SAC: 1 DP: 2 HBP: 0					

PITCHER		IP	WLS	BF	H	R	ER	SO	BB	IBB	HBP	BLK	WP	HR	S	P	ERA	WHIP
Charles Hudson, R ERA: 3.08	(1, 1)	4.1	L	24	9	4	3	3	4	0	0	0	1	0	26	42	6.23	3.000
Porfi Altamirano, R ERA: 4.24	(5, 1)	0.2		1	0	0	0	0	0	0	0	0	0	0	1	1	0.00	0.000
Tug McGraw, L ERA: 2.33	(6, 1)	1.0		5	2	0	0	0	0	0	0	0	0	0	5	5	0.00	2.000
Willie Hernandez, L ERA: 1.66	(7, 1)	2.0		8	1	0	0	0	0	1	0	0	0	0	7	11	0.00	0.500

PITCHER	IP	WLS	BF	H	R	ER	SO	BB	IBB	HBP	BLK	WP	HR	S	P	ERA	WHIP

BOTTOM

Philadelphia Phillies @ Montreal Expos

Olympic Stadium, Montreal, QB

Thu Jun 23 1983, 7:05 PM EDT

Att. 31,069 - Unknown

livebaseballscorecards.com

AB	32
R	4
H	12
RBI	3
BB	5
SO	3
LOB	24

WP: 1	PA: 38		
PB: 0			
SB: 4			
CS: 0			

Batter	1	2	3	4	5	6	7	8	9	AB	R	H	RBI	BB	SO	LOB
Mel Hall, L (1, 8) OBP: 0.375, SLG: 0.412	K		K			3-1		K		4	0	0	0	0	3	0
23 Ryne Sandberg, R (1, 4) OBP: 0.320, SLG: 0.387	6-3			F8		2B		K		4	0	1	0	0	1	0
Leon Durham, L (1, 3) (7, 7) OBP: 0.429, SLG: 0.556	FC6-4 1B			6-3		4-3			L7	4	0	1	0	0	0	1
Keith Moreland, R (1, 9) OBP: 0.352, SLG: 0.489	FC6-4 1-2f			L7			1B SF8 1B		1B 1B G3 1B	4	2	2	0	0	0	1
Ron Cey, R (1, 5) OBP: 0.321, SLG: 0.391		K			HR		FC5-4 1-3 1B		G3 1B 1-2 1B	4	1	3	1	0	1	0
Scot Thompson, L (1, 7) OBP: 0.213, SLG: 0.234 Bill Buckner, L (7, PH) OBP: 0.301, SLG: 0.435 (7, 3)		F9			4-3		F8		G3 1-2 2-3 1B	2 2	0 0	0 1	0 0	0 0	0 0	0 2
Jody Davis, R (1, 2) OBP: 0.282, SLG: 0.469 Jay Johnstone, L (9, PH) OBP: 0.382, SLG: 0.477	5-3				F8		SF8 3-H		G3 1-2 2-3 3-H	2 1	0 0	0 0	1 1	0 0	0 0	0 2
Tom Veryzer, R (1, 6) OBP: 0.175, SLG: 0.200 Bill Campbell, R (8, 1) Jerry Morales, R (9, PH) OBP: 0.217, SLG: 0.246		6-3			P5		FC5-4 1-2f		K	3 0 1	0 0 0	0 0 0	0 0 0	0 0 1	0 0 2	1 0 2
Dick Ruthven, R (1, 1) OBP: 0.179, SLG: 0.185 Larry Bowa, S (8, PH) OBP: 0.305, SLG: 0.333 (8, 6)		1-3				K		F8		2 1	0 0	0 0	0 0	1 0	0 0	0 0
Inning Stats	R: 0 H: 1 E: 0 LOB: 1 K: 1 BB: 0 S: 6 P: 6	R: 0 H: 0 E: 0 LOB: 0 K: 1 BB: 0 S: 5 P: 5	R: 0 H: 0 E: 0 LOB: 0 K: 1 BB: 0 S: 5 P: 5	R: 0 H: 0 E: 0 LOB: 0 K: 0 BB: 0 S: 3 P: 3	R: 1 H: 1 E: 0 LOB: 0 K: 0 BB: 0 S: 4 P: 4	R: 0 H: 1 E: 0 LOB: 1 K: 1 BB: 0 S: 6 P: 6	R: 1 H: 2 E: 0 LOB: 1 K: 0 BB: 0 S: 5 P: 5	R: 0 H: 0 E: 0 LOB: 0 K: 2 BB: 0 S: 7 P: 7	R: 1 H: 3 E: 0 LOB: 2 K: 1 BB: 0 S: 8 P: 8	1B: 6 SF: 1 2B: 1 SAC: 0 3B: 0 DP: 0 HR: 1 HBP: 0						

PITCHER		IP	WLS	BF	H	R	ER	SO	BB	IBB	HBP	BLK	WP	HR	S	P	ERA	WHIP
Steve Rogers, R ERA: 2.83	(1, 1)	8.1	W	32	7	3	3	6	0	0	0	0	0	1	44	44	3.24	0.840
Dan Schatzeder, L ERA: 1.41	(9, 1)	0.0		1	1	0	0	0	0	0	0	0	0	0	1	1	∞	∞
Jeff Reardon, R ERA: 2.97	(9, 1)	0.2	S	2	0	0	0	1	0	0	0	0	0	0	4	4	0.00	0.000

PITCHER	IP	WLS	BF	H	R	ER	SO	BB	IBB	HBP	BLK	WP	HR	S	P	ERA	WHIP

TOP

Chicago Cubs @ Montreal Expos

Olympic Stadium, Montreal, QB

Fri Jun 24 1983, 3:33 AM EDT
Att. 28,795 - Sunny - 67 F

livebaseballscorecards.com

AB	34
R	3
H	8
RBI	3
BB	0
SO	7
LOB	9

Batter	1	2	3	4	5	6	7	8	9	AB	R	H	RBI	BB	SO	LOB
Tim Raines, S (1, 7) OBP: 0.385, SLG: 0.413	F5		2-H 1B			K		SH1-3 SF7 2B		4	1	2	1	0	1	0
Bryan Little, S (1, 4) OBP: 0.332, SLG: 0.324	L9		4-3			B1-3		SH1-3 2-3		3	0	0	0	0	0	1
Andre Dawson, R (1, 8) OBP: 0.340, SLG: 0.596	K			HR		1B 3B		SF7 3-H		3	2	2	2	0	1	0
Al Oliver, L (1, 3) OBP: 0.351, SLG: 0.431		4-3		F7		1B 1B 3-H		F8		4	0	1	1	0	0	0
Jerry White, S (9, 9) OBP: 0.267, SLG: 0.120										0	0	0	0	0	0	0
Tim Wallach, R (1, 5) OBP: 0.336, SLG: 0.437		K		L7		1-3 1B				3	0	1	0	0	1	0
Gary Carter, R (1, 2) OBP: 0.313, SLG: 0.402		6-3		K		P5				3	0	0	0	0	1	2
Terry Francona, L (1, 9) OBP: 0.200, SLG: 0.229 (9, 3)			K		F7		L5			3	0	0	0	0	1	0
Chris Speier, R (1, 6) OBP: 0.391, SLG: 0.371			SH3-4 1B 1B		5-3		6-3			3	1	1	0	0	0	0
Steve Rogers, R (1, 1) OBP: 0.146, SLG: 0.125			SH3-4 1-2		6-3		K			2	0	0	0	0	1	0
Dan Schatzeder, L (9, 1) OBP: 0.250, SLG: 0.250										0	0	0	0	0	0	0
Jeff Reardon, R (9, 1) OBP: 0.167, SLG: 0.167										0	0	0	0	0	0	0
Inning Stats	R: 0 E: 0 K: 1 S: 5 H: 0 LOB: 0 BB: 0 P: 5	R: 0 E: 0 K: 1 S: 5 H: 0 LOB: 0 BB: 0 P: 5	R: 1 E: 0 K: 1 S: 7 H: 2 LOB: 1 BB: 0 P: 7	R: 1 E: 0 K: 1 S: 6 H: 1 LOB: 0 BB: 0 P: 6	R: 0 E: 0 K: 0 S: 3 H: 0 LOB: 0 BB: 0 P: 3	R: 1 E: 0 K: 1 S: 8 H: 3 LOB: 2 BB: 0 P: 8	R: 0 E: 0 K: 1 S: 5 H: 0 LOB: 0 BB: 0 P: 5	R: 1 E: 0 K: 0 S: 4 H: 1 LOB: 0 BB: 0 P: 4		1B: 4 2B: 1 3B: 1 HR: 1 SF: 1 SAC: 2 DP: 0 HBP: 0						

PITCHER	IP	WLS	BF	H	R	ER	SO	BB	IBB	HBP	BLK	WP	HR	S	P	ERA	WHIP
Dick Ruthven, R (1, 1) ERA: 4.22	7.0	L	27	6	3	3	6	0	0	0	0	0	1	39	39	3.86	0.857
Bill Campbell, R (8, 1) ERA: 3.2	1.0		4	1	1	1	0	0	0	0	0	0	0	4	4	9.00	1.000

PITCHER	IP	WLS	BF	H	R	ER	SO	BB	IBB	HBP	BLK	WP	HR	S	P	ERA	WHIP

BOTTOM

Chicago Cubs @ Montreal Expos

Olympic Stadium, Montreal, QB

Fri Jun 24 1983, 3:33 AM EDT
Att. 28,795 - Sunny - 67 F

livebaseballscorecards.com

AB	28
R	4
H	7
RBI	4
BB	0
SO	6
LOB	3

WP: 0 PA: 31
PB: 0
SB: 0
CS: 0

Batter	1	2	3	4	5	6	7	8	9	10	11	12	AB	R	H	RBI	BB	SO	LOB
Mel Hall, L (1, 8) OBP: 0.373, SLG: 0.417	0-0 2B 1B	0-0 F8			0-0 23 4-3 2B 2B	0-0 G3			0-3 K		0-3 K		6	1	2	0	0	2	6
23 Ryne Sandberg, R (1, 4) OBP: 0.320, SLG: 0.390	0-0 F9		0-0 G3		0-0 4-3 2-3		0-0 L8			0-0 4-3 SH3-4 1B		0-0 2B	6	1	2	0	0	0	2
Bill Buckner, L (1, 3) OBP: 0.303, SLG: 0.441	0-0 1-3 2B		0-0 P6		0-0 F9		0-0 G3			0-0 SH3-4 1-2		0-0 2-H 2B	5	0	2	1	0	0	1
Leon Durham, L (1, 7) OBP: 0.425, SLG: 0.554	0-3 K		0-0 FC6-4 1B		0-0 3-H 2B		0-0 1-3			0-0 4-3 2-3		0-0 F2	6	0	2	1	0	1	4
Keith Moreland, R (1, 9) OBP: 0.347, SLG: 0.479	0-0 P3		0-0 FC6-4 1-2f		0-0 F8			0-0 P6		0-3 K		4-0 G1-4-3 IBB	5	0	0	0	1	1	5
Ron Cey, R (1, 5) OBP: 0.321, SLG: 0.390		0-0 SH3 1B 1B		0-0 5-3		0-0 FC3-5 1B 1B		0-0 F7			0-0 F8	0-0 G1-4-3 1-2f	6	0	2	0	0	0	2
Larry Bowa, S (1, 6) OBP: 0.304, SLG: 0.332	0-3 K		0-3 K		0-0 FC3-5 1-2 1B		0-0 L3				0-0 2B		4	0	1	0	0	2	1
Warren Brusstar, R (11, 1)													0	0	0	0	0	0	0
Jody Davis, R (1, 2) OBP: 0.290, SLG: 0.469	0-0 SH3 1-2 1B		0-0 FC6-4 1B		0-0 L8				0-0 1-4-3		B B B B 4-0 BB		4	0	2	0	1	0	2
Fergie Jenkins, R (1, 1) OBP: 0.303, SLG: 0.364 Lee Smith, R (8, 1) Tom Veryzer, R (8, 6) OBP: 0.171, SLG: 0.195 Scot Thompson, L (11, PH) OBP: 0.222, SLG: 0.256 Jay Johnstone, L (11, PH) OBP: 0.382, SLG: 0.477 Gary Woods, R (11, PH) OBP: 0.304, SLG: 0.372 Junior Kennedy, R (11, 6) OBP: 0.174, SLG: 0.143	0-0 SH3 1-2 2-3		0-0 FC6-4 1-2f		0-0 FC3-5 1-2 2-3f				0-0 F4		0-3 K		2 0 1 1 0 1	0 0 0 0 0 0	0 0 0 1 0 0	0 0 0 0 0 0	0 0 0 0 0 1	0 0 0 0 0 2	3 0 0 0 0 0
Inning Stats	R: 0 E: 0 K: 1 S: 7 H: 2 LOB: 2 BB: 0 P: 7	R: 0 E: 0 K: 1 S: 7 H: 2 LOB: 2 BB: 0 P: 7	R: 0 E: 0 K: 0 S: 4 H: 1 LOB: 1 BB: 0 P: 4	R: 0 E: 0 K: 1 S: 6 H: 1 LOB: 1 BB: 0 P: 6	R: 1 E: 0 K: 0 S: 5 H: 2 LOB: 1 BB: 0 P: 5	R: 0 E: 0 K: 0 S: 5 H: 2 LOB: 2 BB: 0 P: 5	R: 0 E: 0 K: 0 S: 3 H: 0 LOB: 0 BB: 0 P: 3	R: 0 E: 0 K: 0 S: 3 H: 0 LOB: 0 BB: 0 P: 3	R: 0 E: 0 K: 1 S: 5 H: 0 LOB: 0 BB: 0 P: 5	R: 0 E: 0 K: 1 S: 6 H: 1 LOB: 1 BB: 0 P: 6	R: 0 E: 0 K: 2 S: 8 H: 1 LOB: 2 BB: 1 P: 12	R: 1 E: 0 K: 0 S: 4 H: 2 LOB: 1 BB: 1 P: 8	1B: 8 2B: 6 3B: 0 HR: 0	SF: 0 SAC: 2 DP: 1 HBP: 0		WP: 0 PB: 0 SB: 0 CS: 0	PA: 51		

PITCHER		IP	WLS	BF	H	R	ER	SO	BB	IBB	HBP	BLK	WP	HR	S	P	ERA	WHIP
Ray Burris, R ERA: 2.09	(1, 1)	8.0		34	10	1	1	3	0	0	0	0	0	0	40	40	1.12	1.250
Dan Schatzeder, L ERA: 1.32	(9, 1)	2.0		7	1	0	0	2	0	0	0	0	0	0	11	11	0.00	0.500
Bryn Smith, R ERA: 2.47	(11, 1)	0.1		3	1	0	0	0	1	0	0	0	0	0	2	6	0.00	6.000
Chris Welsh, L ERA: 5.14	(11, 1)	1.2	L	7	2	1	1	2	0	1	0	0	0	0	10	14	5.40	1.200

PITCHER		IP	WLS	BF	H	R	ER	SO	BB	IBB	HBP	BLK	WP	HR	S	P	ERA	WHIP

TOP

Chicago Cubs @ Montreal Expos

Olympic Stadium, Montreal, QB

Sat Jun 25 1983, 7:05 PM EDT

Att. 31,089 - Unknown - 70 F

livebaseballscorecards.com

AB	47
R	2
H	14
RBI	2
BB	2
SO	7
LOB	28

Batter	1	2	3	4	5	6	7	8	9	10	11	12	AB	R	H	RBI	BB	SO	LOB
Tim Raines, S (1, 7) OBP: 0.382, SLG: 0.409	F7		G2			1B		SH1-4 1-2	F7			FC4-6 S 1-2f	5	0	1	0	0	0	3
Bryan Little, S (1, 4) OBP: 0.332, SLG: 0.321	1B 1B		3-1			F8		4-3 BB		3-1		F9 1-2	5	0	1	0	1	0	2
Andre Dawson, R (1, 8) OBP: 0.336, SLG: 0.587 Dan Schatzeder, L (9, 1) OBP: 0.250, SLG: 0.250 Warren Cromartie, L (10, PH) OBP: 0.359, SLG: 0.420 Bryn Smith, R (11, 1) OBP: 0.250, SLG: 0.250 Chris Welsh, L (11, 1) OBP: 0.357, SLG: 0.308 Mike Vail, R (12, PH) OBP: 0.196, SLG: 0.245	L6			4-3		P6		4-3 1-2 2-3		4-3		HBP	4 0 1 0 0 0	0 0 0 0 0 0	0 0 0 0 0 0	0 0 0 0 0 0	0 0 0 0 0 0	0 0 0 0 0 0	4 0 0 0 0 0
Al Oliver, L (1, 3) OBP: 0.354, SLG: 0.434	1-3 1B			6-3			L5	IBB		2B		K	5	0	2	0	1	1	2
Tim Wallach, R (1, 5) OBP: 0.330, SLG: 0.429	1-3			F7			F8	F8		F9			5	0	0	0	0	0	6
Gary Carter, R (1, 2) OBP: 0.315, SLG: 0.406		F8			G4-6-3 1B		1B 2B		F9		P4		5	1	2	0	0	0	0
Terry Francona, L (1, 9) OBP: 0.211, SLG: 0.239		F8			G4-6-3 1-2f		2-H 1B		PB 1B		K		5	0	2	1	0	1	1
Chris Speier, R (1, 6) OBP: 0.378, SLG: 0.355		F7			F7		K		4-3 1-2		K		5	0	0	0	0	2	2
Ray Burris, R (1, 1) OBP: 0.353, SLG: 0.471 Terry Crowley, L (8, PH) OBP: 0.615, SLG: 0.375 Jerry White, S (8, PR) OBP: 0.313, SLG: 0.120 (9, 8)			4-3			6-3		4-3 SH1-4 1B	BB			FC4-6 BB	2 1 0	0 0 0	0 1 0	0 0 0	0 0 2	0 0 0	0 0 0
Inning Stats	R: 0 E: 0 K: 0 S: 5 H: 2 LOB: 2 BB: 0 P: 5	R: 0 E: 0 K: 0 S: 3 H: 0 LOB: 0 BB: 0 P: 3	R: 0 E: 0 K: 0 S: 3 H: 0 LOB: 0 BB: 0 P: 3	R: 0 E: 0 K: 0 S: 3 H: 0 LOB: 0 BB: 0 P: 3	R: 0 E: 0 K: 0 S: 3 H: 1 LOB: 0 BB: 0 P: 3	R: 0 E: 0 K: 0 S: 4 H: 1 LOB: 1 BB: 0 P: 4	R: 1 E: 0 K: 1 S: 7 H: 2 LOB: 1 BB: 0 P: 7	R: 0 E: 0 K: 0 S: 4 H: 1 LOB: 3 BB: 2 P: 12	R: 0 E: 0 K: 0 S: 4 H: 1 LOB: 2 BB: 1 P: 8	R: 0 E: 0 K: 0 S: 4 H: 1 LOB: 1 BB: 0 P: 4	R: 0 E: 0 K: 2 S: 7 H: 0 LOB: 0 BB: 0 P: 7	R: 0 E: 0 K: 1 S: 5 H: 0 LOB: 2 BB: 1 P: 10	1B: 7 2B: 2 3B: 0 HR: 0 SF: 0 SAC: 1 DP: 1 HBP: 1	WP: 0 PB: 1 SB: 1 CS: 0 PA: 49					

PITCHER	IP	WLS	BF	H	R	ER	SO	BB	IBB	HBP	BLK	WP	HR	S	P	ERA	WHIP
Fergie Jenkins, R (1, 1) ERA: 3.97	7.0		27	7	1	1	1	0	0	0	0	0	0	29	29	1.29	1.000
Lee Smith, R (8, 1) ERA: 1.45	3.0		14	2	0	0	0	2	1	0	0	0	0	11	23	0.00	1.333
Warren Brusstar, R (11, 1) ERA: 3.24	2.0	W	8	0	0	0	3	1	0	1	0	0	0	12	17	0.00	0.500

PITCHER	IP	WLS	BF	H	R	ER	SO	BB	IBB	HBP	BLK	WP	HR	S	P	ERA	WHIP

BOTTOM

Chicago Cubs @ Montreal Expos

Olympic Stadium, Montreal, QB

Sat Jun 25 1983, 7:05 PM EDT

Att. 31,089 - Unknown - 70 F

livebaseballscorecards.com

AB	43
R	1
H	9
RBI	1
BB	4
SO	4
LOB	20

Chicago Cubs @ Montreal Expos

Olympic Stadium, Montreal, QB

Sun Jun 26 1983, 3:33 AM EDT

Att. 32,499 - Overcast - 64 F

TOP

livebaseballscorecards.com

Batter	1	2	3	4	5	6	7	8	9	AB	R	H	RBI	BB	SO	LOB
Larry Bowa, S (1, 6) OBP: 0.302, SLG: 0.329	L9	23 F6-4-3 1B (1-2)		F4	G3 (2-3, 3-H)		FC6 (1-2f)			5	0	1	1	0	0	4
23 Ryne Sandberg, R (1, 4) OBP: 0.322, SLG: 0.392	K	F6-4-3 (1-2, 2-3)		BB	K			3-1 SF8 2B		4	1	1	0	1	2	4
Bill Buckner, L (1, 3) OBP: 0.301, SLG: 0.435	S HBP	6-3		F4		F9		3-1 (2-3)		4	0	0	0	0	0	3
Ron Cey, R (1, 5) OBP: 0.319, SLG: 0.391	F9 (1-2)		6-3		HBP 1B 2B	L6		SF8 (3-H)		4	1	1	1	0	0	1
Leon Durham, L (1, 7) OBP: 0.430, SLG: 0.556		1B HR 2B	BB BB		1B HBP 1B BB	K		6-3		3	2	1	0	2	1	0
Scot Thompson, L (8, 7) OBP: 0.222, SLG: 0.256										0	0	0	0	0	0	0
Keith Moreland, R (1, 9) OBP: 0.355, SLG: 0.481		BB HR 1B (2-3)	1-2 BB		1-2 1B 1B HBP (2-3)		F4-3		F4-3	1	1	1	0	1	0	0
Mel Hall, L (5, PR) (5, 8) OBP: 0.367, SLG: 0.409										2	1	0	0	0	0	0
Gary Woods, R (1, 8) (5, 9) OBP: 0.318, SLG: 0.378		HR BB (1-2)	L9		SH3 1B G3 1B (1-2, 2-3, 3-H)		FC6-4 1B		P2	4	2	2	1	1	0	2
Jody Davis, R (1, 2) OBP: 0.297, SLG: 0.488		HR (1-H, 2-H, 3-H)	F9		G3 SH3 1B (1-2, 2-H, 3-H)		FC6-4 1B (1-2f)		1B	5	1	3	6	0	0	3
Dickie Noles, R (1, 1) OBP: 0.143, SLG: 0.143		E5 23 F6-4-3 1B		F8	SH3 (1-2, 2-3)		FC6 1B (1-2)		K	3	0	1	0	0	0	0
Craig Lefferts, L (8, 1) OBP: 0.143, SLG: 0.077										1	0	0	0	0	1	1
Mike Proly, R (9, 1)										0	0	0	0	0	0	0
AB										**36**						
R										**9**						
H										**11**						
RBI										**9**						
BB										**5**						
SO										**4**						
LOB										**18**						
Inning Stats	R: 0 E: 0 K: 1 S: 5 H: 0 LOB: 1 BB: 0 P: 6	R: 4 E: 1 K: 0 S: 7 H: 4 LOB: 1 BB: 1 P: 11	R: 0 E: 0 K: 0 S: 3 H: 0 LOB: 2 BB: 2 P: 11	R: 0 E: 0 K: 0 S: 3 H: 0 LOB: 1 BB: 1 P: 7	R: 4 E: 0 K: 1 S: 8 H: 3 LOB: 2 BB: 1 P: 13	R: 0 E: 0 K: 1 S: 5 H: 0 LOB: 0 BB: 0 P: 5	R: 0 E: 0 K: 0 S: 5 H: 2 LOB: 2 BB: 0 P: 5	R: 1 E: 0 K: 0 S: 4 H: 1 LOB: 0 BB: 0 P: 4	R: 0 E: 0 K: 1 S: 6 H: 1 LOB: 1 BB: 0 P: 6	1B: 7 2B: 3 3B: 0 HR: 1 SF: 1 SAC: 1 DP: 1 HBP: 2							WP: 0 PB: 0 SB: 1 CS: 0 PA: 45

PITCHER		IP	WLS	BF	H	R	ER	SO	BB	IBB	HBP	BLK	WP	HR	S	P	ERA	WHIP
Randy Lerch, L (1, 1) ERA: 4.76		1.0	L	10	4	4	4	1	1	0	1	0	0	1	10	15	36.00	5.000
Chris Welsh, L (2, 1) ERA: 5.6		3.0		15	2	4	4	0	4	0	1	0	0	0	10	27	12.00	2.000
Bryn Smith, R (5, 1) ERA: 2.31		3.0		12	3	0	0	2	0	0	0	0	0	0	16	16	0.00	1.000
Dan Schatzeder, L (8, 1) ERA: 1.5		2.0		8	2	1	1	1	0	0	0	0	0	0	10	10	4.50	1.000

PITCHER	IP	WLS	BF	H	R	ER	SO	BB	IBB	HBP	BLK	WP	HR	S	P	ERA	WHIP

Batter	1	2	3	4	5	6	7	8	9	AB	R	H	RBI	BB	SO	LOB
Tim Raines, S (1, 7) OBP: 0.382, SLG: 0.409	1-3		S, 2B, 1B	3-1			S, 1B, 1B	6-3		5	2	2	0	0	0	3
Terry Francona, L (1, 8) OBP: 0.232, SLG: 0.269 (8, 3)	1B, 1B		1-H, 2B, 2B		P4		1-H, 1B		6-3	5	1	3	2	0	0	0
Warren Cromartie, L (1, 9) OBP: 0.354, SLG: 0.419	F8		1B, 2-H, 2B		4-3		F9		6-3	5	0	1	1	0	0	2
Al Oliver, L (1, 3) OBP: 0.356, SLG: 0.435 Dan Schatzeder, L (8, 1) OBP: 0.250, SLG: 0.250 Jim Wohlford, R (9, PH) OBP: 0.271, SLG: 0.354	1-3, 1B		FC6-4, 2-3, 1B		SSS, K		P5		2B, 1B	4 0 1	0 0 1	2 0 1	0 0 1	0 0 0	1 0 0	1 0 0
Tim Wallach, R (1, 5) OBP: 0.331, SLG: 0.432	F9		SSS, K			FC5-4, 1B		4-3	1-H, 2B	5	0	2	1	0	1	4
Chris Speier, R (1, 6) OBP: 0.365, SLG: 0.341		6-3	SSS, K			FC5-4, FC6-4, 1-2f		F9	6-3	5	0	0	0	0	1	4
Doug Flynn, R (1, 4) OBP: 0.241, SLG: 0.257		E7, 4-3, 1B	FC6-4, 1-2f			F8		1B, 1B		4	1	2	0	0	0	3
Bobby Ramos, R (1, 2) OBP: 0.464, SLG: 0.522		4-3, 3-H		1-3		FC6-4, 1-2f		HBP, 1-3, 1B		4	0	1	1	0	0	1
Randy Lerch, L (1, 1) OBP: 0.375, SLG: 0.429 Chris Welsh, L (2, 1) OBP: 0.313, SLG: 0.267 Bryn Smith, R (5, 1) OBP: 0.250, SLG: 0.250 Jerry White, S (7, PH) OBP: 0.324, SLG: 0.115 (8, 8)	SSS, K	SSS, K					F8	1-2, HBP		0 2 0 1	0 0 0 0	0 0 0 0	0 0 0 0	0 2 0 0	0 0 0 0	0 0 0 0
Inning Stats	R: 0 E: 0 K: 0 S: 5 H: 2 LOB: 2 BB: 0 P: 5	R: 1 E: 1 K: 1 S: 6 H: 1 LOB: 0 BB: 0 P: 6	R: 2 E: 0 K: 2 S: 11 H: 4 LOB: 2 BB: 0 P: 11	R: 0 E: 0 K: 1 S: 5 H: 0 LOB: 0 BB: 0 P: 5	R: 0 E: 0 K: 1 S: 5 H: 0 LOB: 0 BB: 0 P: 5	R: 0 E: 0 K: 0 S: 4 H: 1 LOB: 1 BB: 0 P: 4	R: 1 E: 0 K: 0 S: 5 H: 2 LOB: 1 BB: 0 P: 5	R: 0 E: 0 K: 0 S: 5 H: 2 LOB: 3 BB: 0 P: 6	R: 1 E: 0 K: 0 S: 5 H: 2 LOB: 1 BB: 0 P: 5	1B: 11 2B: 3 3B: 0 HR: 0 SF: 0 SAC: 0 DP: 0 HBP: 1						

PITCHER	IP	WLS	BF	H	R	ER	SO	BB	IBB	HBP	BLK	WP	HR	S	P	ERA	WHIP
Dickie Noles, R (1, 1) ERA: 6.35	7.2	W	35	12	4	3	5	0	0	0	0	0	0	45	45	3.52	1.565
Craig Lefferts, L (8, 1) ERA: 3.55	1.0		6	2	1	1	0	0	0	1	0	0	0	5	6	9.00	2.000
Mike Proly, R (9, 1) ERA: 3.26	0.1		1	0	0	0	0	0	0	0	0	0	0	1	1	0.00	0.000

PITCHER	IP	WLS	BF	H	R	ER	SO	BB	IBB	HBP	BLK	WP	HR	S	P	ERA	WHIP

BOTTOM

Chicago Cubs @ Montreal Expos

Olympic Stadium, Montreal, QB

Sun Jun 26 1983, 3:33 AM EDT

Att. 32,499 - Overcast - 64 F

livebaseballscorecards.com

AB	41
R	5
H	14
RBI	5
BB	0
SO	5
LOB	18

WP: 0 PA: 42
PB: 0
SB: 2
CS: 0

Batter	1	2	3	4	5	6	7	8	9	AB	R	H	RBI	BB	SO	LOB
Mel Hall, L (1, 8) OBP: 0.371, SLG: 0.407	B B B B 4-0 9-5 23 PB BB		x 0-0 1B		S S S 0-3 ③ K			x 0-0 ② F7		3	0	1	0	1	1	0
23 Ryne Sandberg, R (1, 4) OBP: 0.328, SLG: 0.398	B B B B 4-0 1-2 BB		x 0-0 ③ P3			x 0-0 E 1B		x 0-0 2B		3	0	2	0	1	0	1
Bill Buckner, L (1, 3)	x 0-0 ① ② 9-5 2-3f			x 0-0 HR		x 0-0 ① F8 1-3		x 0-0 ③ P2		4	1	1	1	0	0	4
Leon Durham, L (1, 7) OBP: 0.426, SLG: 0.555	S S S 0-3 ③ K			x 0-0 F8 2B		S S S 0-3 ② K			x 0-0 ① P3	4	0	1	0	0	2	2
Ron Cey, R (1, 5) OBP: 0.315, SLG: 0.385		x 0-0 ① F8		x 0-0 ① 5-3		x 0-0 ③ F2			x 0-0 ② 5-3	4	0	0	0	0	0	2
Keith Moreland, R (1, 9) OBP: 0.349, SLG: 0.473		x 0-0 ② F9		x 0-0 ② F8 2-3			x 0-0 ① F9		x 0-0 ③ F8	4	0	0	0	0	0	1
Larry Bowa, S (1, 6) OBP: 0.298, SLG: 0.325		x 0-0 ③ L5		x 0-0 ③ F9			x 0-0 ② 5-3			3	0	0	0	0	0	1
Jody Davis, R (1, 2) OBP: 0.293, SLG: 0.480			x 0-0 ① 5-3		x 0-0 ① F8		x 0-0 ③ P3			3	0	0	0	0	0	0
Chuck Rainey, R (1, 1) OBP: 0.207, SLG: 0.148 Warren Brusstar, R (8, 1)			S S S 0-3 ② K		S S S 0-3 ② K			S S S 0-3 ① K		3 0	0 0	0 0	0 0	0 0	3 0	0 0
Inning Stats	R: 0 H: 0 E: 0 LOB: 1 K: 1 BB: 2 S: 4 P: 12	R: 0 H: 0 E: 0 LOB: 0 K: 0 BB: 0 S: 3 P: 3	R: 0 H: 1 E: 0 LOB: 1 K: 1 BB: 0 S: 6 P: 6	R: 1 H: 2 E: 0 LOB: 1 K: 0 BB: 0 S: 5 P: 5	R: 0 H: 0 E: 0 LOB: 0 K: 2 BB: 0 S: 7 P: 7	R: 0 H: 1 E: 1 LOB: 1 K: 1 BB: 0 S: 6 P: 6	R: 0 H: 0 E: 0 LOB: 0 K: 0 BB: 0 S: 3 P: 3	R: 0 H: 1 E: 0 LOB: 1 K: 1 BB: 0 S: 6 P: 6	R: 0 H: 0 E: 0 LOB: 0 K: 0 BB: 0 S: 3 P: 3	1B: 2 SF: 0 2B: 3 SAC: 0 3B: 0 DP: 1 HR: 1 HBP: 0						WP: 0 PA: 33 PB: 1 SB: 0 CS: 0	

PITCHER	IP	WLS	BF	H	R	ER	SO	BB	IBB	HBP	BLK	WP	HR	S	P	ERA	WHIP
Charlie Lea, R (1, 1) ERA: 2.84	9.0	W	33	5	1	1	6	2	0	0	0	0	1	43	51	1.00	0.778

PITCHER	IP	WLS	BF	H	R	ER	SO	BB	IBB	HBP	BLK	WP	HR	S	P	ERA	WHIP

TOP

Chicago Cubs @ Montreal Expos

Olympic Stadium, Montreal, QB

Mon Jun 27 1983, 3:33 AM EDT

Att. 20,358 - Cloudy - 71 F

livebaseballscorecards.com

AB	31
R	1
H	5
RBI	1
BB	2
SO	6
LOB	11

Batter	1	2	3	4	5	6	7	8	9	AB	R	H	RBI	BB	SO	LOB
Tim Raines, S (1, 7) OBP: 0.381, SLG: 0.408	1B		G3		FC3-6 4-3 1-2f			E 1B		3	0	1	0	0	0	1
Jerry White, S (6, 8) OBP: 0.343, SLG: 0.148										1	1	1	0	0	0	0
Terry Francona, L (1, 8) (6, 7) OBP: 0.232, SLG: 0.268	CS 1-2		4-3		4-3 1-2			P2 1-3		4	0	1	0	0	0	2
Warren Cromartie, L (1, 9) OBP: 0.357, SLG: 0.418	BB 1-2		4-3			4-3		2B 1B 3-H		3	1	1	1	1	0	0
Al Oliver, L (1, 3) OBP: 0.351, SLG: 0.429	4-3			G3		1-3		K		4	0	0	0	0	1	2
Gary Carter, R (1, 2) OBP: 0.318, SLG: 0.416		1B 2B		K		F7		1-H 2B		4	1	2	1	0	1	0
Tim Wallach, R (1, 5) OBP: 0.340, SLG: 0.438		6-3 2-H 1B		1B				BB 1B	IBB	3	0	3	1	1	0	0
Chris Speier, R (1, 6) OBP: 0.368, SLG: 0.341		6-3 1-2		1-2 1B				G5-4-3 1-2 BB	F9	3	0	1	0	1	0	3
Doug Flynn, R (1, 4) OBP: 0.238, SLG: 0.253		F4		K						3	0	0	0	0	2	5
Charlie Lea, R (1, 1) OBP: 0.118, SLG: 0.091		K			FC3-6 1B			G5-4-3 1-2f		3	0	1	0	0	1	3
Inning Stats	R: 0 E: 0 K: 0 S: 3 H: 2 LOB: 1 BB: 1 P: 7	R: 1 E: 0 K: 1 S: 7 H: 2 LOB: 1 BB: 0 P: 7	R: 0 E: 0 K: 0 S: 3 H: 0 LOB: 0 BB: 0 P: 3	R: 0 E: 0 K: 2 S: 9 H: 2 LOB: 2 BB: 0 P: 9	R: 0 E: 0 K: 0 S: 3 H: 1 LOB: 0 BB: 0 P: 3	R: 0 E: 0 K: 0 S: 3 H: 0 LOB: 0 BB: 0 P: 3	R: 0 E: 0 K: 1 S: 5 H: 1 LOB: 1 BB: 1 P: 9	R: 2 E: 1 K: 1 S: 8 H: 3 LOB: 2 BB: 1 P: 12		1B: 9 2B: 2 3B: 0 HR: 0 SF: 0 SAC: 0 DP: 1 HBP: 0						

BOTTOM

Chicago Cubs @ Montreal Expos

Olympic Stadium, Montreal, QB

Mon Jun 27 1983, 3:33 AM EDT

Att. 20,358 - Cloudy - 71 F

livebaseballscorecards.com

AB	31
R	3
H	11
RBI	3
BB	3
SO	5
LOB	16

PITCHER		IP	WLS	BF	H	R	ER	SO	BB	IBB	HBP	BLK	WP	HR	S	P	ERA	WHIP
Chuck Rainey, R ERA: 4.09	(1, 1)	7.1	L	30	10	3	3	4	2	0	0	0	0	0	36	44	3.68	1.636
Warren Brusstar, R ERA: 3.18	(8, 1)	0.2		4	1	0	0	1	0	1	0	0	0	0	5	9	0.00	1.500

PITCHER	IP	WLS	BF	H	R	ER	SO	BB	IBB	HBP	BLK	WP	HR	S	P	ERA	WHIP

Batter	1	2	3	4	5	6	7	8	9	10	11	AB	R	H	RBI	BB	SO	LOB
Tim Raines, S (1, 7) (10, 4) OBP: 0.377, SLG: 0.407	P6		F7		G3		6-3		F8 2B 3-H		4-3	6	0	1	1	0	0	0
Warren Cromartie, L (1, 9) OBP: 0.356, SLG: 0.409	HR BB B B B B		F8		BB 1B HBP H		5-3		F8 2-3		4-3	4	1	0	0	1	0	1
Andre Dawson, R (1, 8) OBP: 0.339, SLG: 0.583	F7		3-1		BB 1B 1-2		5-3		IBB		S 1B	5	0	2	0	1	0	1
Al Oliver, L (1, 3) OBP: 0.355, SLG: 0.441 Terry Francona, L (9, 3) OBP: 0.230, SLG: 0.265	HR 1-H			1B 1B B B B B	BB 1-2 2-3			F7	K S S S		4-3 1-2	4 1	2 0	2 0	2 0	1 0	1 0	2 1
Gary Carter, R (1, 2) OBP: 0.323, SLG: 0.420	P6			1B 4-3 1-2	K S S S			FC5-4 1B		FC1-5 1B		5	1	3	0	0	1	3
Tim Wallach, R (1, 5) OBP: 0.345, SLG: 0.445		F6-3 2B		4-3 1-3 2-H	P3			F8		FC1-5 1-2		5	0	3	1	0	0	4
Chris Speier, R (1, 6) OBP: 0.357, SLG: 0.328		5-3		4-3 1-2 3-H		5-3		FC5-4 1-2f		FC1-5 1-2 2-3f		5	0	0	1	0	0	5
Doug Flynn, R (1, 4) OBP: 0.238, SLG: 0.263 Jim Wohlford, R (10, PH) OBP: 0.265, SLG: 0.347 Dan Schatzeder, L (10, 1) OBP: 0.250, SLG: 0.250		F6-3 2-3		F9	F5-3				2B 3B S S S	K S S S		4 1 0	1 0 0	1 0 0	0 0 0	0 1 0	0 2 0	2 2 0
Bill Gullickson, R (1, 1) OBP: 0.083, SLG: 0.059 Jeff Reardon, R (8, 1) OBP: 0.143, SLG: 0.143 Jerry White, S (10, PH) OBP: 0.333, SLG: 0.143 (10, 7)		6-3		K S S S	F9				K S S S	K S S S		3 1 1	0 0 0	0 0 0	0 0 0	0 1 1	1 1 2	2 1 2
Inning Stats	R: 2 H: 1 E: 0 LOB: 0 K: 0 BB: 1 S: 4 P: 8	R: 0 H: 1 E: 0 LOB: 1 K: 0 BB: 0 S: 4 P: 4	R: 0 H: 0 E: 0 LOB: 0 K: 0 BB: 0 S: 3 P: 3	R: 2 H: 3 E: 0 LOB: 1 K: 1 BB: 0 S: 8 P: 8	R: 0 H: 1 E: 0 LOB: 3 K: 1 BB: 1 S: 6 P: 11	R: 0 H: 0 E: 0 LOB: 0 K: 0 BB: 0 S: 3 P: 3	R: 0 H: 0 E: 0 LOB: 0 K: 0 BB: 0 S: 3 P: 3	R: 0 H: 1 E: 0 LOB: 1 K: 0 BB: 0 S: 4 P: 4	R: 1 H: 2 E: 0 LOB: 2 K: 2 BB: 1 S: 9 P: 13	R: 0 H: 2 E: 0 LOB: 2 K: 2 BB: 0 S: 9 P: 9	R: 0 H: 1 E: 0 LOB: 1 K: 0 BB: 0 S: 4 P: 4	1B: 8 2B: 2 3B: 1 HR: 1	SF: 0 SAC: 0 DP: 0 HBP: 1			WP: 0 PB: 0 SB: 1 CS: 0	PA: 49		

PITCHER		IP	WLS	BF	H	R	ER	SO	BB	IBB	HBP	BLK	WP	HR	S	P	ERA	WHIP
Marty Bystrom, R ERA: 4.7	(1, 1)	4.1		22	6	4	4	1	2	0	1	0	0	1	21	30	8.31	1.846
Porfi Altamirano, R ERA: 3.96	(5, 1)	0.2		2	0	0	0	1	0	0	0	0	0	0	4	4	0.00	0.000
Willie Hernandez, L ERA: 1.47	(6, 1)	3.0		10	1	0	0	0	0	0	0	0	0	0	10	10	0.00	0.333
Al Holland, L ERA: 2.67	(9, 1)	2.0		11	4	1	1	4	0	1	0	0	0	0	18	22	4.50	2.000
Ron Reed, R ERA: 2.29	(11, 1)	1.0		4	1	0	0	0	0	0	0	0	0	0	4	4	0.00	1.000

PITCHER	IP	WLS	BF	H	R	ER	SO	BB	IBB	HBP	BLK	WP	HR	S	P	ERA	WHIP

TOP

Montreal Expos @ Philadelphia Phillies

Veterans Stadium, Philadelphia, PA

Tue Jun 28 1983, 7:05 PM EDT

Att. 32,181 - Unknown

livebaseballscorecards.com

AB	45
R	5
H	12
RBI	5
BB	3
SO	6
LOB	26

Batter	1	2	3	4	5	6	7	8	9	10	11	AB	R	H	RBI	BB	SO	LOB
Bob Dernier, R (1, 8) OBP: 0.284, SLG: 0.309	6-3		5-3		S 1B 3-H		FC6-5 1-3		K		1B	4	0	1	1	0	0	2
Tony Perez, R (9, PH) OBP: 0.330, SLG: 0.427												2	0	1	0	0	1	1
(10, 3)																		
Pete Rose, S (1, 3) OBP: 0.326, SLG: 0.317	6-3		G3		L8 1-2			BB 1B	1B 3-H			5	0	2	1	0	0	2
(10, 9)																		
Joe Morgan, L (1, 4) OBP: 0.368, SLG: 0.363	F2			1-3		F4-3 S 1B		K	1-3 1B			5	0	2	0	0	1	1
Mike Schmidt, R (1, 5) OBP: 0.382, SLG: 0.464		L7		K		5-3 1-2		F8	F8			5	0	0	0	0	1	4
Von Hayes, L (1, 9) OBP: 0.358, SLG: 0.401		F9		K		F4-3 2-3		BB 1-2		P3		4	0	0	0	1	1	1
(10, 8)																		
Gary Matthews, R (1, 7) OBP: 0.330, SLG: 0.393		6-3			2B 1B	F7		K		1-3		4	1	1	0	0	1	3
Al Holland, R (9, 1)												0	0	0	0	0	0	0
Ozzie Virgil, R (10, PH) OBP: 0.260, SLG: 0.361												1	0	0	0	0	0	0
(11, 2)																		
Bo Diaz, R (1, 2) OBP: 0.303, SLG: 0.391			E5 3B		F4-3 1B 1-H		6-3		K	P6		5	2	1	1	0	1	0
Ron Reed, R (11, 1)												0	0	0	0	0	0	0
Ivan De Jesus, R (1, 6) OBP: 0.299, SLG: 0.297			3B 1-H		F4-3 2-3		6-3		3B 1B		5-3	5	1	2	1	0	0	1
Marty Bystrom, R (1, 1) OBP: 0.316, SLG: 0.235			G3		L7		FC6-5 S 1B		1B 3B 1-H		L9	1	0	0	0	0	0	1
Porfi Altamirano, R (5, 1)												0	0	0	0	0	0	0
Greg Gross, L (5, PH) OBP: 0.378, SLG: 0.344												1	0	0	0	0	0	1
Willie Hernandez, L (6, 1) OBP: 0.500, SLG: 0.500												1	0	1	0	0	0	0
Joe Lefebvre, L (9, 7) OBP: 0.373, SLG: 0.500												2	1	1	1	0	0	0
Inning Stats	R: 0 H: 0 E: 0 LOB: 0 K: 0 BB: 0 S: 3 P: 3	R: 0 H: 0 E: 0 LOB: 0 K: 0 BB: 0 S: 3 P: 3	R: 1 H: 1 E: 1 LOB: 1 K: 0 BB: 0 S: 5 P: 5	R: 0 H: 0 E: 0 LOB: 0 K: 2 BB: 0 S: 7 P: 7	R: 2 H: 3 E: 0 LOB: 1 K: 0 BB: 0 S: 6 P: 6	R: 0 H: 1 E: 0 LOB: 1 K: 0 BB: 0 S: 4 P: 4	R: 0 H: 1 E: 0 LOB: 1 K: 0 BB: 0 S: 4 P: 4	R: 0 H: 1 E: 0 LOB: 2 K: 2 BB: 1 S: 8 P: 12	R: 2 H: 4 E: 0 LOB: 2 K: 2 BB: 0 S: 11 P: 11	R: 0 H: 0 E: 0 LOB: 0 K: 0 BB: 0 S: 3 P: 3	R: 0 H: 1 E: 0 LOB: 1 K: 0 BB: 0 S: 3 P: 3	1B: 9 SF: 0 2B: 1 SAC: 0 3B: 2 DP: 0 HR: 0 HBP: 0						

PITCHER	IP	WLS	BF	H	R	ER	SO	BB	IBB	HBP	BLK	WP	HR	S	P	ERA	WHIP
Bill Gullickson, R (1, 1) ERA: 4.03	7.0		28	6	3	2	2	0	0	0	0	0	0	32	32	2.57	0.857
Jeff Reardon, R (8, 1) ERA: 3.27	2.0		12	5	2	2	4	1	0	0	0	0	0	19	23	9.00	3.000
Dan Schatzeder, L (10, 1) ERA: 1.43	1.2		6	1	0	0	0	0	0	0	0	0	0	6	6	0.00	0.600

PITCHER	IP	WLS	BF	H	R	ER	SO	BB	IBB	HBP	BLK	WP	HR	S	P	ERA	WHIP

BOTTOM

Montreal Expos @ Philadelphia Phillies

Veterans Stadium, Philadelphia, PA

Tue Jun 28 1983, 7:05 PM EDT

Att. 32,181 - Unknown

livebaseballscorecards.com

AB	45
R	5
H	12
RBI	5
BB	1
SO	6
LOB	17

WP: 0 PA: 46
PB: 0
SB: 3
CS: 0

Batter	1	2	3	4	5	6	7	8	9	AB	R	H	RBI	BB	SO	LOB
Tim Raines, S (1, 7) OBP: 0.373, SLG: 0.401	S S S 0-3 ① K		x 0-0 ③ L9			x 0-0 ② 4-3		S S S 0-3 ② K		4	0	0	0	0	2	1
Chris Speier, R (1, 6) OBP: 0.354, SLG: 0.326	x 0-0 ② 6-3			x 0-0 ① 6-3		x 0-0 ③ F8		x 0-0 3-H 1B		4	0	1	1	0	0	0
Andre Dawson, R (1, 8) OBP: 0.338, SLG: 0.589	x 0-0 ③ 6-3			S S S 0-3 ② K			x 0-0 HR	x 0-0 ③ F9		4	1	1	1	0	1	1
Al Oliver, L (1, 3) OBP: 0.351, SLG: 0.435 Terry Francona, L (9, 3) OBP: 0.230, SLG: 0.265		S S S 0-3 ① K		x 0-0 ③ F2			x 0-0 ① 4-3		x 0-0 ① L9	4 0	0 0	0 0	0 0	0 0	1 0	0 0
Gary Carter, R (1, 2) OBP: 0.326, SLG: 0.434		x 0-0 HR			x 0-0 ① L8		x 0-0 ② L8		x 0-0 FC6-4 BLK 1B	4	1	2	1	0	0	0
Tim Wallach, R (1, 5) OBP: 0.343, SLG: 0.440		S S S 0-3 ② K			x 0-0 ② P4		S S S 0-3 ③ K		B B B B 4-0 1-2 FC6-4 BB	3	0	0	0	1	2	0
Mike Vail, R (1, 9) OBP: 0.222, SLG: 0.327 Warren Cromartie, L (9, PH) OBP: 0.355, SLG: 0.407 (9, 9)		S S S 0-3 ③ K			x 0-0 HR			x 0-0 1B PB 1B	x 0-0 ② FC6-4 FC1-4-6 1-2f 2-3	3 1	2 0	2 0	1 0	0 0	1 0	0 2
Doug Flynn, R (1, 4) OBP: 0.238, SLG: 0.262			x 0-0 ① F6-3		x 0-0 ③ F6-3			x 0-0 SH2-4 PB 1B 1-3 1B	x 0-0 ③ FC1-4-6 1-2f	4	1	1	0	0	0	2
Steve Rogers, R (1, 1) OBP: 0.140, SLG: 0.119			S S S 0-3 ② K			S S S 0-3 ① K		x 0-0 ① SH2-4 1-3 3-H		2	0	0	0	0	2	0
Inning Stats	R: 0 E: 0 K: 1 S: 5 H: 0 LOB: 0 BB: 0 P: 5	R: 1 E: 0 K: 3 S: 10 H: 1 LOB: 0 BB: 0 P: 10	R: 0 E: 0 K: 1 S: 5 H: 0 LOB: 0 BB: 0 P: 5	R: 0 E: 0 K: 1 S: 5 H: 0 LOB: 0 BB: 0 P: 5	R: 1 E: 0 K: 0 S: 4 H: 1 LOB: 0 BB: 0 P: 4	R: 0 E: 0 K: 1 S: 5 H: 0 LOB: 0 BB: 0 P: 5	R: 1 E: 0 K: 1 S: 6 H: 1 LOB: 0 BB: 0 P: 6	R: 2 E: 0 K: 1 S: 8 H: 3 LOB: 1 BB: 0 P: 8	R: 0 E: 0 K: 0 S: 4 H: 1 LOB: 2 BB: 1 P: 8	1B: 4 2B: 0 3B: 0 HR: 3	SF: 0 SAC: 1 DP: 0 HBP: 0						

TOP

Montreal Expos @ Philadelphia Phillies

Veterans Stadium, Philadelphia, PA

Wed Jun 29 1983, 7:05 PM EDT

Unknown

livebaseballscorecards.com

AB	33
R	5
H	7
RBI	4
BB	1
SO	9
LOB	6

WP: 0 PB: 1 SB: 0 CS: 0 PA: 35

PITCHER		IP	WLS	BF	H	R	ER	SO	BB	IBB	HBP	BLK	WP	HR	S	P	ERA	WHIP
Steve Carlton, L ERA: 3.29	(1, 1)	8.0	L	30	6	5	5	9	0	0	0	0	0	3	48	48	5.62	0.750
Porfi Altamirano, R ERA: 3.81	(9, 1)	1.0		5	1	0	0	0	1	0	0	1	0	0	4	8	0.00	2.000

PITCHER	IP	WLS	BF	H	R	ER	SO	BB	IBB	HBP	BLK	WP	HR	S	P	ERA	WHIP

BOTTOM

Montreal Expos @ Philadelphia Phillies

Veterans Stadium, Philadelphia, PA

Wed Jun 29 1983, 7:05 PM EDT

Unknown

livebaseballscorecards.com

Batter	1	2	3	4	5	6	7	8	9	AB	R	H	RBI	BB	SO	LOB
Bob Dernier, R (1, 8) OBP: 0.304, SLG: 0.333	6-3 BB 2B	F9			CS BB		FC6-4 1B		5-3	4	1	2	0	1	0	1
Pete Rose, S (1, 3) OBP: 0.327, SLG: 0.316	6-3	1B			F4-6-3 BB		FC6-4		6-3	4	0	1	0	1	0	3
Joe Morgan, L (1, 4) OBP: 0.366, SLG: 0.358	BB S BB	F9			F4-6-3		F7			3	0	0	0	1	0	5
Mike Schmidt, R (1, 5) OBP: 0.377, SLG: 0.456	K		B1			1-3		F2		4	0	0	0	0	1	2
Von Hayes, L (1, 9) OBP: 0.362, SLG: 0.419	BB IBB		G3			F8		HR		3	1	1	1	1	0	0
Gary Matthews, R (1, 7) OBP: 0.332, SLG: 0.393	1-2 2-3 3-H BB		F7			1B		K		3	0	1	1	1	1	0
Bo Diaz, R (1, 2) OBP: 0.302, SLG: 0.385	P6			F4-3		F8		BB		3	0	0	0	1	0	4
Ivan De Jesus, R (1, 6) OBP: 0.295, SLG: 0.293		L8		K			F9	F7		3	0	0	0	0	1	0
Greg Gross, L (8, PH) OBP: 0.373, SLG: 0.339										1	0	0	0	0	0	1
Kiko Garcia, R (9, 6) OBP: 0.286, SLG: 0.300										0	0	0	0	0	0	0
Steve Carlton, L (1, 1) OBP: 0.235, SLG: 0.300		1B 1B		3-1			FC6-4 1B		F9	3	0	2	0	0	0	0
Porfi Altamirano, R (9, 1)										0	0	0	0	0	0	0
Joe Lefebvre, L (9, PH) OBP: 0.367, SLG: 0.491										1	0	0	0	0	0	0
Inning Stats	R: 1 E: 0 K: 1 S: 6 H: 1 LOB: 3 BB: 3 P: 18	R: 0 E: 0 K: 0 S: 5 H: 2 LOB: 2 BB: 0 P: 5	R: 0 E: 0 K: 0 S: 3 H: 0 LOB: 0 BB: 0 P: 3	R: 0 E: 0 K: 1 S: 5 H: 0 LOB: 0 BB: 0 P: 5	R: 0 E: 0 K: 0 S: 1 H: 0 LOB: 0 BB: 2 P: 9	R: 0 E: 0 K: 0 S: 4 H: 1 LOB: 1 BB: 0 P: 4	R: 0 E: 0 K: 0 S: 5 H: 2 LOB: 2 BB: 0 P: 5	R: 1 E: 0 K: 1 S: 6 H: 1 LOB: 1 BB: 1 P: 10	R: 0 E: 0 K: 0 S: 3 H: 0 LOB: 0 BB: 0 P: 3	1B: 5 2B: 1 3B: 0 HR: 1	SF: 0 SAC: 0 DP: 1 HBP: 0					

	AB	32
	R	2
	H	7
	RBI	2
	BB	6
	SO	3
	LOB	16

PITCHER	IP	WLS	BF	H	R	ER	SO	BB	IBB	HBP	BLK	WP	HR	S	P	ERA	WHIP
Steve Rogers, R (1, 1) ERA: 2.77	9.0	W	38	7	2	2	3	5	1	0	0	0	1	38	62	2.00	1.333

PITCHER	IP	WLS	BF	H	R	ER	SO	BB	IBB	HBP	BLK	WP	HR	S	P	ERA	WHIP

WP: 0 PB: 0 SB: 1 CS: 1 PA: 38

Montreal Expos @ Philadelphia Phillies

Veterans Stadium, Philadelphia, PA

Wed Jun 29 1983, 7:05 PM EDT

Att. 32,141 - Unknown

TOP

livebaseballscorecards.com

Batter	1	2	3	4	5	6	7	8	9	AB	R	H	RBI	BB	SO	LOB
Tim Raines, S (1, 7) OBP: 0.375, SLG: 0.403	0-0 1B FC6-4 1B		0-3 ① K		0-0 2B			4-0 FC6-4 BB	0-3 ③ K	1	1	1	0	0	0	0
Terry Francona, L (1, 7) OBP: 0.243, SLG: 0.280										2	0	1	0	1	1	0
Jerry White, S (9, PH) OBP: 0.324, SLG: 0.138										1	0	0	0	0	1	2
Warren Cromartie, L (1, 9) OBP: 0.353, SLG: 0.404	0-0 FC6-4 1-3 1B		0-0 ② 6-3		0-0 ③ F7			0-3 ① K		4	0	1	0	0	1	2
Andre Dawson, R (1, 8) OBP: 0.333, SLG: 0.581	0-0 ① FC6-4 S 1-2f 3-H		0-0 ③ 6-3			0-0 ① F8		0-0 ② FC6-4 S 1-2f		4	0	0	1	0	0	2
Al Oliver, L (1, 3) OBP: 0.353, SLG: 0.436	0-0 ② 4-3 1-2			0-0 1B		0-0 CS 1B		0-0 ③ F7 1-2		4	0	2	0	0	0	2
Tim Wallach, R (1, 5) OBP: 0.342, SLG: 0.438	0-0 ③ 6-3			0-0 ① F7		0-0 ② L8			0-0 1B 2B 1B	4	1	1	0	0	0	3
Chris Speier, R (1, 6) OBP: 0.352, SLG: 0.324		0-0 ① L8		0-0 ② F8		0-0 ③ CS 1-2	0-0 ① P3		0-0 2B 1-2 1B	4	0	1	0	0	0	1
Bobby Ramos, R (1, 2) OBP: 0.484, SLG: 0.538		0-0 FC4-6 1B		0-0 ③ F9			0-0 E9 1B		0-3 ① K	3	0	2	0	0	0	1
Gary Carter, R (9, PH) OBP: 0.325, SLG: 0.432										1	0	0	0	0	1	2
Bryan Little, S (1, 4) OBP: 0.327, SLG: 0.316		0-0 ② FC4-6 1-2f			0-0 ① 4-3		0-0 ② F7		0-3 ② K	3	0	0	0	0	0	2
Mike Vail, R (9, PH) OBP: 0.218, SLG: 0.321										1	0	0	0	0	1	2
Scott Sanderson, R (1, 1) OBP: 0.158, SLG: 0.263		0-3 ③ K			0-0 ② 1-3		0-0 ③ F9		0-0 1-3 2-H 2B	2	0	0	0	0	1	1
Terry Crowley, L (7, PH) OBP: 0.571, SLG: 0.333										1	0	0	0	0	0	1
Bryn Smith, R (7, 1) OBP: 0.250, SLG: 0.250										0	0	0	0	0	0	0
Jim Wohlford, R (9, PH) OBP: 0.280, SLG: 0.380										1	0	1	1	0	0	0

Inning Stats										
	R: 1 E: 0 K: 0 S: 5	H: 2 LOB: 1 BB: 0 P: 5	R: 0 E: 0 K: 1 S: 6	H: 1 LOB: 1 BB: 0 P: 6	R: 0 E: 0 K: 1 S: 5	H: 0 LOB: 0 BB: 0 P: 5	R: 0 E: 0 K: 0 S: 4	H: 1 LOB: 1 BB: 0 P: 4	R: 0 E: 0 K: 0 S: 4	H: 1 LOB: 1 BB: 0 P: 4
	R: 0 E: 0 K: 0 S: 3	H: 1 LOB: 0 BB: 0 P: 3	R: 0 E: 1 K: 0 S: 4	H: 1 LOB: 1 BB: 0 P: 4	R: 0 E: 0 K: 1 S: 5	H: 0 LOB: 1 BB: 1 P: 9	R: 1 E: 0 K: 3 S: 12	H: 3 LOB: 2 BB: 0 P: 12	1B: 8 2B: 2 3B: 0 HR: 0	SF: 0 SAC: 0 DP: 0 HBP: 0

	AB	36
	R	2
	H	10
	RBI	2
	BB	1
	SO	6
	LOB	21

WP: 0 PB: 0 SB: 2 CS: 1 PA: 38

PITCHER	IP	WLS	BF	H	R	ER	SO	BB	IBB	HBP	BLK	WP	HR	S	P	ERA	WHIP
Charles Hudson, R (1, 1) ERA: 2.8	7.0	W	27	7	1	1	2	0	0	0	0	0	0	31	31	1.29	1.000
Al Holland, L (8, 1) ERA: 2.78	2.0	S	10	3	1	1	4	1	0	0	0	0	0	17	21	4.50	2.000

PITCHER	IP	WLS	BF	H	R	ER	SO	BB	IBB	HBP	BLK	WP	HR	S	P	ERA	WHIP

Batter	1	2	3	4	5	6	7	8	9	AB	R	H	RBI	BB	SO	LOB
Bob Dernier, R (1, 8) OBP: 0.301, SLG: 0.329	L9 S 1B	E5 2-H 3-H			6-3			6-3		4	0	1	0	0	0	0
Greg Gross, L (1, 7) OBP: 0.367, SLG: 0.333	L9 1-3	L9			4-3			1B		4	0	1	0	0	0	2
Von Hayes, L (1, 9) OBP: 0.354, SLG: 0.409	F7		F9			K		L8		4	0	0	0	0	1	2
Tony Perez, R (1, 3) OBP: 0.325, SLG: 0.420	K		K			K				3	0	0	0	0	3	1
Pete Rose, S (9, 3) OBP: 0.327, SLG: 0.316										0	0	0	0	0	0	0
Joe Lefebvre, L (1, 5) OBP: 0.349, SLG: 0.466		E3 E 2B	G3			K				3	1	0	0	0	1	0
Ozzie Virgil, R (1, 2) OBP: 0.250, SLG: 0.347		E5 2B 1-2 E		F2			G3			3	1	0	0	0	0	1
Al Holland, R (8, 1)										0	0	0	0	0	0	0
Kiko Garcia, R (1, 4) OBP: 0.292, SLG: 0.348		1-3 2-H E 2B		4-3			1-3			3	1	1	1	0	0	0
Ivan De Jesus, R (1, 6) OBP: 0.291, SLG: 0.288		F8		K			4-3			3	0	0	0	0	1	2
Charles Hudson, S (1, 1) OBP: 0.267, SLG: 0.154		K			B1-3			6-3		2	0	0	0	0	1	2
Bo Diaz, R (8, 2) OBP: 0.300, SLG: 0.383										1	0	0	0	0	0	0
Inning Stats	R: 0 H: 1 E: 0 LOB: 1 K: 1 BB: 0 S: 6 P: 6	R: 3 H: 1 E: 3 LOB: 1 K: 1 BB: 0 S: 9 P: 9	R: 0 H: 0 E: 0 LOB: 0 K: 1 BB: 0 S: 5 P: 5	R: 0 H: 0 E: 0 LOB: 0 K: 1 BB: 0 S: 5 P: 5	R: 0 H: 0 E: 0 LOB: 0 K: 0 BB: 0 S: 3 P: 3	R: 0 H: 0 E: 0 LOB: 0 K: 3 BB: 0 S: 9 P: 9	R: 0 H: 0 E: 0 LOB: 0 K: 0 BB: 0 S: 3 P: 3	R: 0 H: 1 E: 0 LOB: 1 K: 0 BB: 0 S: 4 P: 4		1B: 2 SF: 0 2B: 1 SAC: 0 3B: 0 DP: 0 HR: 0 HBP: 0						

PITCHER	IP	WLS	BF	H	R	ER	SO	BB	IBB	HBP	BLK	WP	HR	S	P	ERA	WHIP
Scott Sanderson, R (1, 1) ERA: 4.97	6.0	L	23	2	3	0	7	0	0	0	0	0	0	37	37	0.00	0.333
Bryn Smith, R (7, 1) ERA: 2.22	2.0		7	1	0	0	0	0	0	0	0	0	0	7	7	0.00	0.500

PITCHER	IP	WLS	BF	H	R	ER	SO	BB	IBB	HBP	BLK	WP	HR	S	P	ERA	WHIP

BOTTOM

Montreal Expos @ Philadelphia Phillies

Veterans Stadium, Philadelphia, PA

Wed Jun 29 1983, 7:05 PM EDT

Att. 32,141 - Unknown

livebaseballscorecards.com

AB	30
R	3
H	3
RBI	1
BB	0
SO	7
LOB	10

Batter	1	2	3	4	5	6	7	8	9	AB	R	H	RBI	BB	SO	LOB
Bryan Little, S (1, 4) OBP: 0.326, SLG: 0.315	0-0 WP 1B	0-0 L4			0-0 FC6-5-4 FC4-6 1B 1-2f		0-0 4-3		4-0 1-2 BB	4	0	1	0	0	0	3
Mike Vail, R (9, PH) OBP: 0.232, SLG: 0.321										0	0	0	0	1	0	0
Terry Francona, L (1, 3) OBP: 0.241, SLG: 0.276	0-3 K		0-0 3-1		0-0 FC4-6 1-2 1B		0-0 F2		0-0 L5-4 2-3	5	0	1	0	0	1	3
Andre Dawson, R (1, 8) OBP: 0.332, SLG: 0.576	0-3 K 1-2		0-0 E S 1B		0-0 FC4-6 1-2f 2-3			0-0 5-3		4	0	1	0	0	1	3
Gary Carter, R (1, 2) OBP: 0.324, SLG: 0.429	0-0 F8	0-0 F8	0-0 F8		0-0 5-3			0-0 1B PB 1B		4	0	1	0	0	0	4
Tim Wallach, R (1, 5) OBP: 0.341, SLG: 0.438		0-0 4-3 1B 2B	0-0 F9 1-3			0-0 6-3		0-0 F8 1-2		4	1	1	0	0	0	2
Warren Cromartie, L (1, 9) OBP: 0.351, SLG: 0.401		0-0 4-3 2-3		0-0 6-3		0-0 L6		0-0 FC6-4 2-3 1B		4	0	1	0	0	0	1
Jerry White, S (1, 7) OBP: 0.350, SLG: 0.133	B B B B 4-0 1B BB			0-0 P4		B B B B 4-0 S BB		0-0 FC6-4 1-2f		1	0	0	0	2	0	0
Jim Wohlford, R (8, PH) OBP: 0.275, SLG: 0.373										1	0	0	0	0	0	2
(8, 7)																
Chris Speier, R (1, 6) OBP: 0.349, SLG: 0.322	0-0 1-3 3-H 1B			0-0 6-3		0-0 6-3 1-2			0-0 K	4	0	1	1	0	1	1
Ray Burris, R (1, 1) OBP: 0.368, SLG: 0.474	0-3 K				0-0 FC6-5-4 1B		0-0 3-1		0-0 L5-4 BB 1B	2	0	1	0	0	1	2
Al Oliver, L (7, PH) OBP: 0.352, SLG: 0.434										1	0	0	0	0	0	0
Chris Welsh, L (7, 1) OBP: 0.313, SLG: 0.267										0	0	0	0	0	0	0
Tim Raines, S (9, PH) OBP: 0.377, SLG: 0.405										1	0	1	0	0	0	0
Doug Flynn, R (9, PR) OBP: 0.238, SLG: 0.262										0	0	0	0	0	0	0
Inning Stats	R: 0 E: 0 K: 2 S: 8 H: 1 LOB: 1 BB: 0 P: 8	R: 1 E: 0 K: 1 S: 7 H: 2 LOB: 2 BB: 1 P: 11	R: 0 E: 0 K: 0 S: 4 H: 1 LOB: 1 BB: 0 P: 4	R: 0 E: 0 K: 0 S: 3 H: 0 LOB: 0 BB: 0 P: 3	R: 0 E: 0 K: 0 S: 5 H: 2 LOB: 2 BB: 0 P: 5	R: 0 E: 0 K: 0 S: 3 H: 0 LOB: 1 BB: 1 P: 7	R: 0 E: 0 K: 0 S: 3 H: 0 LOB: 0 BB: 0 P: 3	R: 0 E: 0 K: 0 S: 5 H: 2 LOB: 2 BB: 0 P: 5	R: 0 E: 0 K: 1 S: 5 H: 1 LOB: 1 BB: 1 P: 9	1B: 8 2B: 2 3B: 0 HR: 0	SF: 0 SAC: 0 DP: 1 HBP: 0						

TOP

Montreal Expos @ Philadelphia Phillies

Veterans Stadium, Philadelphia, PA

Thu Jun 30 1983, 3:33 AM EDT

Att. 35,393 - Unknown

livebaseballscorecards.com

AB	35
R	1
H	9
RBI	1
BB	3
SO	4
LOB	21

PITCHER		IP	WLS	BF	H	R	ER	SO	BB	IBB	HBP	BLK	WP	HR	S	P	ERA	WHIP	PITCHER		IP	WLS	BF	H	R	ER	SO	BB	IBB	HBP	BLK	WP	HR	S	P	ERA	WHIP
Kevin Gross, R ERA: 1.93	(1, 1)	7.2	W	33	8	1	1	3	2	0	0	0	1	0	37	45	1.17	1.304																			
Willie Hernandez, L ERA: 1.43	(8, 1)	1.1	S	5	1	0	0	1	1	0	0	0	0	0	6	10	0.00	1.500																			

Batter	1	2	3	4	5	6	7	8	9	AB	R	H	RBI	BB	SO	LOB
Bob Dernier, R (1, 8) OBP: 0.299, SLG: 0.325	4-3		L6		K			CS 1-3 1B		4	0	1	0	0	1	2
Pete Rose, S (1, 3) OBP: 0.322, SLG: 0.311	3-1		G3		4-3			1-3 1-2		4	0	0	0	0	0	3
Von Hayes, L (1, 9) OBP: 0.357, SLG: 0.407	S 1B			P4		G3		BB CS		3	0	1	0	1	0	0
Gary Matthews, R (1, 7) OBP: 0.328, SLG: 0.386 Mike Schmidt, R (9, 5) OBP: 0.377, SLG: 0.456	K 1-2			P4		5-3		K 1-2 2-3		4 0	0 0	0 0	0 0	0 0	2 0	3 0
Joe Lefebvre, L (1, 5) (9, 7) OBP: 0.364, SLG: 0.517		BB G6-4-3		F9		HR				2	1	1	1	1	0	0
Bo Diaz, R (1, 2) OBP: 0.296, SLG: 0.377		K			L8	F7				3	0	0	0	0	1	1
Kiko Garcia, R (1, 4) OBP: 0.296, SLG: 0.346		G6-4-3 1-2f			3B 1B		6-3			3	1	1	0	0	0	1
Ivan De Jesus, R (1, 6) OBP: 0.296, SLG: 0.303			FC1-6 1B		1-H 1B 3B		6-3			3	1	2	1	0	0	0
Kevin Gross, R (1, 1) OBP: 0.167, SLG: 0.167 Willie Hernandez, L (8, 1) OBP: 0.500, SLG: 0.500			FC1-6 1-2f		3-H 1B		K			3 0	0 0	1 0	1 0	0 0	1 0	1 0
Inning Stats	R: 0 H: 1 E: 0 LOB: 1 K: 1 BB: 0 S: 6 P: 6	R: 0 H: 0 E: 0 LOB: 0 K: 1 BB: 1 S: 4 P: 8	R: 0 H: 1 E: 0 LOB: 1 K: 0 BB: 0 S: 4 P: 4	R: 0 H: 0 E: 0 LOB: 0 K: 0 BB: 0 S: 3 P: 3	R: 2 H: 3 E: 0 LOB: 1 K: 1 BB: 0 S: 8 P: 8	R: 1 H: 1 E: 0 LOB: 0 K: 0 BB: 0 S: 4 P: 4	R: 0 H: 0 E: 0 LOB: 0 K: 1 BB: 0 S: 5 P: 5	R: 0 H: 1 E: 0 LOB: 1 K: 1 BB: 1 S: 5 P: 9		1B: 5 SF: 0 2B: 0 SAC: 0 3B: 1 DP: 1 HR: 1 HBP: 0						

PITCHER		IP	WLS	BF	H	R	ER	SO	BB	IBB	HBP	BLK	WP	HR	S	P	ERA	WHIP
Ray Burris, R ERA: 2.28	(1, 1)	6.0	L	24	6	3	3	3	1	0	0	0	0	1	29	33	4.50	1.167
Chris Welsh, L ERA: 5.36	(7, 1)	2.0		7	1	0	0	2	1	0	0	0	0	0	10	14	0.00	1.000

PITCHER	IP	WLS	BF	H	R	ER	SO	BB	IBB	HBP	BLK	WP	HR	S	P	ERA	WHIP

BOTTOM

Montreal Expos @ Philadelphia Phillies

Veterans Stadium, Philadelphia, PA

Thu Jun 30 1983, 3:33 AM EDT

Att. 35,393 - Unknown

livebaseballscorecards.com

AB	29
R	3
H	7
RBI	3
BB	2
SO	5
LOB	11

Batter	1	2	3	4	5	6	7	8	9	AB	R	H	RBI	BB	SO	LOB
Tim Raines, S (1, 7) OBP: 0.380, SLG: 0.408	F8		BB, 2B, 1B		K		FC4-6, 1B	1-3, 2-H, 3-H, 1B		5	1	3	2	0	1	0
Warren Cromartie, L (1, 9) OBP: 0.348, SLG: 0.393 Jeff Reardon, R (8, 1) OBP: 0.143, SLG: 0.143	4-3		1-2, 2B, BB		4-3		FC4-6, G4-3, 1-2f	K		4 0	1 0	0 0	0 0	1 0	1 0	3 0
Andre Dawson, R (1, 8) OBP: 0.336, SLG: 0.580	1B		1-H, 2-H, 2B		1B		G4-3, 1-2f		K	5	0	3	2	0	1	1
Al Oliver, L (1, 3) OBP: 0.356, SLG: 0.437 (8, 9)	4-3		6-3		1-2, 1B			G3, 1B, 1B	1B	5	1	3	0	0	0	2
Gary Carter, R (1, 2) OBP: 0.325, SLG: 0.426		F9		2B, FC3-2, HBP	3-1			1B, G3, 1-2, 1B	P3	4	1	1	0	0	0	3
Tim Wallach, R (1, 5) OBP: 0.342, SLG: 0.441		F3		FC3-2, 1-3, 2B		FC1-6, 1B		G3, 1-2, 2-3	K	5	0	2	0	0	1	3
Chris Speier, R (1, 6) OBP: 0.347, SLG: 0.315		F8		BB, FC3-2		FC1-6, 1B, 1-2f		1-3		3	0	0	0	1	0	3
Bryan Little, S (1, 4) OBP: 0.333, SLG: 0.324			G3-6-3, 1B	FC3-2, G4-6-3, 1-2, 2-3, 3-Hf		PB, 1-3, 1B		2-3, 3-H, BB, 1B		4	1	3	1	0	0	3
Randy Lerch, L (1, 1) OBP: 0.333, SLG: 0.375 Chris Welsh, L (3, 1) OBP: 0.294, SLG: 0.250 Terry Francona, L (6, PH) OBP: 0.239, SLG: 0.274 Bryn Smith, R (6, 1) OBP: 0.250, SLG: 0.250 Terry Crowley, L (8, PH) OBP: 0.600, SLG: 0.333 (8, 3)			G3-6-3, 1-2f	G4-6-3, 1-2f		F8, 1-2		1B, 1-2, BB		1 1 1 0 0	0 0 0 0 0	0 0 0 0 0	0 0 0 0 1	0 0 0 0 0	0 0 0 0 0	1 3 1 0 0
Inning Stats	R: 0 E: 0 K: 0 S: 4 H: 1 LOB: 1 BB: 0 P: 4	R: 0 E: 0 K: 0 S: 3 H: 0 LOB: 0 BB: 0 P: 3	R: 2 E: 0 K: 0 S: 5 H: 3 LOB: 1 BB: 1 P: 9	R: 0 E: 0 K: 0 S: 3 H: 1 LOB: 2 BB: 1 P: 8	R: 0 E: 0 K: 1 S: 7 H: 2 LOB: 2 BB: 0 P: 7	R: 0 E: 0 K: 0 S: 4 H: 2 LOB: 1 BB: 0 P: 4	R: 0 E: 0 K: 0 S: 3 H: 1 LOB: 0 BB: 0 P: 3	R: 3 E: 0 K: 1 S: 9 H: 4 LOB: 2 BB: 1 P: 13	R: 0 E: 0 K: 2 S: 8 H: 1 LOB: 1 BB: 0 P: 8	1B: 13 2B: 2 3B: 0 HR: 0 SF: 0 SAC: 0 DP: 3 HBP: 1						

TOP

Montreal Expos @ Chicago Cubs

Wrigley Field, Chicago, IL

Fri Jul 01 1983, 3:33 AM CDT

Att. 20,694 - Overcast - 75 F

livebaseballscorecards.com

AB	38
R	5
H	15
RBI	5
BB	3
SO	4
LOB	23

WP: 0 PB: 1 SB: 0 CS: 0 PA: 42

PITCHER		IP	WLS	BF	H	R	ER	SO	BB	IBB	HBP	BLK	WP	HR	S	P	ERA	WHIP
Dickie Noles, R ERA: 6.07	(1, 1)	7.0	W	32	12	4	4	1	2	0	1	0	0	0	31	40	5.14	2.000
Bill Campbell, R ERA: 3.43	(8, 1)	0.2		5	2	1	1	0	1	0	0	0	0	0	4	8	13.50	4.500
Lee Smith, R ERA: 1.3	(8, 1)	1.1	S	5	1	0	0	3	0	0	0	0	0	0	11	11	0.00	0.750

PITCHER	IP	WLS	BF	H	R	ER	SO	BB	IBB	HBP	BLK	WP	HR	S	P	ERA	WHIP

Batter	1	2	3	4	5	6	7	8	9	AB	R	H	RBI	BB	SO	LOB
Gary Woods, R (1, 8) OBP: 0.322, SLG: 0.370	F9	1-3: 23 2B 1B		23 P4 23 S 1B		FC4-2 23 1B 3-H		K		5	0	2	0	0	1	1
23 Ryne Sandberg, R (1, 4) OBP: 0.328, SLG: 0.401	L7	1-H 3-H 2B		P4 1-3		1-2 1B				4	0	2	1	0	0	1
Bill Buckner, L (1, 3) OBP: 0.293, SLG: 0.425	2B 1B		HR 1B		K	K				4	2	2	0	0	2	2
Ron Cey, R (1, 5) OBP: 0.326, SLG: 0.414	1-H 2B		1-H HR		K		1B			4	2	3	3	0	1	0
Leon Durham, L (1, 7) OBP: 0.433, SLG: 0.576	2-H 2B		E4 G6-4-3 1B		HR		K			4	1	2	2	0	1	1
Keith Moreland, R (1, 9) OBP: 0.359, SLG: 0.486	F9		G6-4-3 1-2 1B		6-3		P4			4	0	1	0	0	0	2
Lee Smith, R (8, 1)										0	0	0	0	0	0	0
Jody Davis, R (1, 2) OBP: 0.298, SLG: 0.481		K	G6-4-3 1-2f 2-3			3B 2B	P4			4	1	1	0	0	1	3
Larry Bowa, S (1, 6) OBP: 0.303, SLG: 0.345		1B 23 2B 1B	F8			2-H FC4-2 3B		F7		4	1	2	1	0	0	1
Dickie Noles, R (1, 1) OBP: 0.100, SLG: 0.100		K		4-3		K		4-3		3	0	0	0	0	2	2
Bill Campbell, R (8, 1)										0	0	0	0	0	0	0
Scot Thompson, L (8, 9) OBP: 0.229, SLG: 0.263										1	0	0	0	0	0	0
Inning Stats	R: 2 E: 0 K: 0 S: 6 / H: 3 LOB: 1 BB: 0 P: 6	R: 1 E: 0 K: 2 S: 9 / H: 3 LOB: 2 BB: 0 P: 9	R: 2 E: 1 K: 0 S: 6 / H: 3 LOB: 1 BB: 0 P: 6	R: 0 E: 0 K: 0 S: 3 / H: 1 LOB: 0 BB: 0 P: 3	R: 1 E: 0 K: 2 S: 8 / H: 1 LOB: 0 BB: 0 P: 8	R: 1 E: 0 K: 2 S: 10 / H: 3 LOB: 2 BB: 0 P: 10	R: 0 E: 0 K: 1 S: 6 / H: 1 LOB: 1 BB: 0 P: 6	R: 0 E: 0 K: 1 S: 5 / H: 0 LOB: 0 BB: 0 P: 5		1B: 8 2B: 4 3B: 1 HR: 2	SF: 0 SAC: 0 DP: 1 HBP: 0					

PITCHER		IP	WLS	BF	H	R	ER	SO	BB	IBB	HBP	BLK	WP	HR	S	P	ERA	WHIP
Randy Lerch, L ERA: 5.75	(1, 1)	2.0	L	14	8	5	5	2	0	0	0	0	0	1	18	18	22.50	4.000
Chris Welsh, L ERA: 5.22	(3, 1)	3.0		10	3	1	1	2	0	0	0	0	0	1	14	14	3.00	1.000
Bryn Smith, R ERA: 2.31	(6, 1)	2.0		10	4	1	1	3	0	0	0	0	0	0	16	16	4.50	2.000
Jeff Reardon, R ERA: 3.19	(8, 1)	1.0		3	0	0	0	1	0	0	0	0	0	0	5	5	0.00	0.000

PITCHER	IP	WLS	BF	H	R	ER	SO	BB	IBB	HBP	BLK	WP	HR	S	P	ERA	WHIP

BOTTOM

Montreal Expos @ Chicago Cubs

Wrigley Field, Chicago, IL

Fri Jul 01 1983, 3:33 AM CDT

Att. 20,694 - Overcast - 75 F

livebaseballscorecards.com

AB	37
R	7
H	15
RBI	7
BB	0
SO	8
LOB	13

WP: 0 PB: 0 SB: 1 CS: 0 PA: 37

Batter	1	2	3	4	5	6	7	8	9	AB	R	H	RBI	BB	SO	LOB
Tim Raines, S (1, 7) (8, 4) OBP: 0.377, SLG: 0.403	BBBB 4-0 1B SF9 BB		x 0-0 ① 3-1		x 0-0 ① L9	x 0-0 ③ 4-3			x 0-0 ③ F7	4	1	0	0	1	0	1
Warren Cromartie, L (1, 9) OBP: 0.350, SLG: 0.392	x 0-0 G6-4-3 1-3 1B		SSS 0-3 ② K		BBBB 4-0 2B BB		x 0-0 ① 4-3			3	0	1	0	1	1	0
Andre Dawson, R (1, 8) OBP: 0.335, SLG: 0.578	x 0-0 ① SF9 3-H		x 0-0 1B		x 0-0 ② L6		SSS 0-3 ② K			3	0	1	1	0	1	1
Al Oliver, L (1, 3) OBP: 0.354, SLG: 0.438	x 0-0 ② ③ G6-4-3 1-2f		x 0-0 ③ F9		x 0-0 ② 1-3 2B		x 0-0 ③ 4-3			4	0	1	0	0	0	2
Gary Carter, R (1, 2) OBP: 0.331, SLG: 0.427		x 0-0 FC6-4 1B		H 1-0 F9 1B SF8 HBP	4-0 IBB			x 0-0 ① L4		2	1	1	0	1	0	0
Tim Wallach, R (1, 5) OBP: 0.344, SLG: 0.442		x 0-0 ① F7	x 0-0 ③ 1-2 1B		x 0-0 ③ P4			x 0-0 G3-6-3 1B		4	0	2	0	0	0	4
Chris Speier, R (1, 6) OBP: 0.345, SLG: 0.309		x 0-0 ② FC6-4 1-2f BB	x 0-0 ① F9 2-3		BBBB 4-0 BB			x 0-0 ② ③ G3-6-3 1-2f		3	0	0	0	1	0	4
Dan Schatzeder, L (8, 1) OBP: 0.250, SLG: 0.250										0	0	0	0	0	0	0
Bryan Little, S (1, 4) (8, 6) OBP: 0.333, SLG: 0.322	BBBB 4-0 1-2 BB		x 0-0 ② SF8 3-H		x 0-0 ① F8				x 0-0 ① 4-3	1	0	0	1	1	0	1
Terry Crowley, L (9, PH) OBP: 0.563, SLG: 0.300										1	0	0	0	0	0	0
Charlie Lea, R (1, 1) OBP: 0.108, SLG: 0.083	SSS 0-3 ③ K		SSS 0-3 ③ K		SSS 0-3 ② K				x 0-0 ② 4-3	3	0	0	0	0	3	4
Terry Francona, L (8, 7) OBP: 0.236, SLG: 0.271										1	0	0	0	0	0	0
Inning Stats	R: 1 H: 1 E: 0 LOB: 0 K: 0 BB: 1 S: 3 P: 7	R: 0 H: 1 E: 0 LOB: 2 K: 1 BB: 1 S: 6 P: 10	R: 0 H: 1 E: 0 LOB: 1 K: 1 BB: 0 S: 6 P: 6	R: 1 H: 1 E: 0 LOB: 1 K: 1 BB: 0 S: 6 P: 7	R: 0 H: 1 E: 0 LOB: 3 K: 0 BB: 2 S: 4 P: 12	R: 0 H: 0 E: 0 LOB: 1 K: 1 BB: 1 S: 5 P: 9	R: 0 H: 0 E: 0 LOB: 0 K: 1 BB: 0 S: 5 P: 5	R: 0 H: 1 E: 0 LOB: 0 K: 0 BB: 0 S: 3 P: 3	R: 0 H: 0 E: 0 LOB: 0 K: 0 BB: 0 S: 3 P: 3	1B: 5 SF: 2 2B: 1 SAC: 0 3B: 0 DP: 2 HR: 0 HBP: 1						

TOP

Montreal Expos @ Chicago Cubs

Wrigley Field, Chicago, IL

Sat Jul 02 1983, 3:33 AM CDT

Att. 32,718 - Unknown - 82 F

livebaseballscorecards.com

AB	29
R	2
H	6
RBI	2
BB	5
SO	5
LOB	17

WP: 0 PA: 37
PB: 0
SB: 0
CS: 0

PITCHER		IP	WLS	BF	H	R	ER	SO	BB	IBB	HBP	BLK	WP	HR	S	P	ERA	WHIP
Chuck Rainey, R ERA: 4.07	(1, 1)	5.0	W	25	5	2	2	3	4	1	1	0	0	0	25	46	3.60	1.800
Warren Brusstar, R ERA: 2.79	(6, 1)	4.0	S	12	1	0	0	2	0	0	0	0	0	0	16	16	0.00	0.250

PITCHER	IP	WLS	BF	H	R	ER	SO	BB	IBB	HBP	BLK	WP	HR	S	P	ERA	WHIP

Batter	1	2	3	4	5	6	7	8	9	AB	R	H	RBI	BB	SO	LOB
Mel Hall, L (1, 8) OBP: 0.365, SLG: 0.427	F8			BB, SF8, 2B	K		F7			4	1	1	0	0	1	2
23 Ryne Sandberg, R (1, 4) OBP: 0.333, SLG: 0.407	F9			SF8, K, BB	1-2, 2-H, 1B			1B, 2B		3	1	2	1	1	0	0
Bill Buckner, L (1, 3) OBP: 0.293, SLG: 0.421	F8			1-2, 2-3, BB	F5			F8		3	0	0	0	1	0	3
Leon Durham, L (1, 7) OBP: 0.425, SLG: 0.566		3-1		SF8, 2-3, 3-H		F9		K		3	0	0	1	0	1	1
Ron Cey, R (1, 5) OBP: 0.325, SLG: 0.412		F7		K, 3-H		F9		2-H, 1B		4	0	1	1	0	1	2
Keith Moreland, R (1, 9) OBP: 0.357, SLG: 0.483		K			E, FC8-6, 1B	P6		F8		4	1	1	0	0	1	1
Jody Davis, R (1, 2) OBP: 0.298, SLG: 0.493			6-3		E6, FC8-6, 1-3		HR			3	1	1	1	0	0	1
Larry Bowa, S (1, 6) OBP: 0.300, SLG: 0.341			F9		FC8-6, E, 23, 1B, 1-2f, 3-H		F7			3	1	0	1	0	0	1
Chuck Rainey, R (1, 1) OBP: 0.194, SLG: 0.138 Warren Brusstar, R (6, 1)			F9		E1, 23, 1B, 1-2		K			2 1	0 0	0 0	0 0	0 0	0 1	1 0
Inning Stats	R: 0 H: 0 E: 0 LOB: 0 K: 0 BB: 0 S: 3 P: 3	R: 0 H: 0 E: 0 LOB: 0 K: 1 BB: 0 S: 5 P: 5	R: 0 H: 0 E: 0 LOB: 0 K: 0 BB: 0 S: 3 P: 3	R: 1 H: 1 E: 0 LOB: 1 K: 1 BB: 2 S: 5 P: 13	R: 2 H: 2 E: 2 LOB: 2 K: 1 BB: 0 S: 9 P: 9	R: 0 H: 0 E: 0 LOB: 0 K: 0 BB: 0 S: 3 P: 3	R: 1 H: 1 E: 0 LOB: 0 K: 1 BB: 0 S: 6 P: 6	R: 1 H: 2 E: 0 LOB: 1 K: 1 BB: 0 S: 7 P: 7		1B: 3 SF: 1 2B: 2 SAC: 0 3B: 0 DP: 0 HR: 1 HBP: 0						

PITCHER	IP	WLS	BF	H	R	ER	SO	BB	IBB	HBP	BLK	WP	HR	S	P	ERA	WHIP
Charlie Lea, R (1, 1) ERA: 2.82	7.0	L	28	4	4	2	4	2	0	0	0	0	1	34	42	2.57	0.857
Dan Schatzeder, L (8, 1) ERA: 1.63	1.0		5	2	1	1	1	0	0	0	0	0	0	7	7	9.00	2.000

PITCHER	IP	WLS	BF	H	R	ER	SO	BB	IBB	HBP	BLK	WP	HR	S	P	ERA	WHIP

BOTTOM

Montreal Expos @ Chicago Cubs

Wrigley Field, Chicago, IL

Sat Jul 02 1983, 3:33 AM CDT

Att. 32,718 - Unknown - 82 F

livebaseballscorecards.com

AB	30
R	5
H	6
RBI	5
BB	2
SO	5
LOB	12

Montreal Expos @ Chicago Cubs

Wrigley Field, Chicago, IL

Sun Jul 03 1983, 3:33 AM CDT

Att. 40,522 - Sunny - 82 F

TOP

livebaseballscorecards.com

Batter	1	2	3	4	5	6	7	8	9	AB	R	H	RBI	BB	SO	LOB
Tim Raines, S (1, 7) OBP: 0.382, SLG: 0.418	CS 1B		HR		PB S 1B 1B		P5			4	2	3	1	0	0	0
Chris Speier, R (1, 6) OBP: 0.348, SLG: 0.329	F9 1-2		6-3		1B 1B 1-3 BB		HR			3	2	1	1	1	0	1
Andre Dawson, R (1, 8) OBP: 0.334, SLG: 0.573	K		L8		CS 1B 1-3 3-H 1B		P3			4	0	1	1	0	1	0
Al Oliver, L (1, 3) OBP: 0.353, SLG: 0.435		6-3		6-3	1B 1-2 3-H			K		4	0	1	1	0	1	0
Gary Carter, R (1, 2) OBP: 0.326, SLG: 0.420		F8		6-3	CS 2-3	6-3		F3		4	0	0	0	0	0	0
Tim Wallach, R (1, 5) OBP: 0.346, SLG: 0.446		FC5 2B		FC5-4 1B		5-3		F7		4	0	2	0	0	0	0
Mike Vail, R (1, 9) OBP: 0.250, SLG: 0.333		1B		FC5-4 1-2f		1B			5-3	4	0	2	0	0	0	1
Doug Flynn, R (1, 4) OBP: 0.235, SLG: 0.259 Terry Francona, L (9, PH) OBP: 0.234, SLG: 0.269		FC5 2-3f			F6-3	F8			K	3 1	0 0	0 0	0 0	0 0	0 1	3 0
Bill Gullickson, R (1, 1) OBP: 0.079, SLG: 0.056 Ray Burris, R (6, 1) OBP: 0.368, SLG: 0.474 Chris Welsh, L (6, 1) OBP: 0.294, SLG: 0.250 Jerry White, S (7, PH) OBP: 0.341, SLG: 0.129 Bryn Smith, R (7, 1) OBP: 0.250, SLG: 0.250 Terry Crowley, L (9, PH) OBP: 0.529, SLG: 0.273			6-3		6-3		F9		K	2 0 0 1 0 1	0 0 0 0 0 0	0 0 0 0 0 0	0 0 0 0 0 0	0 0 0 0 0 0	0 0 0 0 0 0	0 0 0 0 0 0
Inning Stats	R: 0 E: 0 K: 1 S: 5 H: 1 LOB: 0 BB: 0 P: 5	R: 0 E: 0 K: 0 S: 5 H: 2 LOB: 2 BB: 0 P: 5	R: 1 E: 0 K: 0 S: 4 H: 1 LOB: 0 BB: 0 P: 4	R: 0 E: 0 K: 0 S: 4 H: 1 LOB: 1 BB: 0 P: 4	R: 2 E: 0 K: 0 S: 5 H: 3 LOB: 1 BB: 1 P: 9	R: 0 E: 0 K: 0 S: 4 H: 1 LOB: 1 BB: 0 P: 4	R: 1 E: 0 K: 0 S: 4 H: 1 LOB: 0 BB: 0 P: 4	R: 0 E: 0 K: 1 S: 5 H: 0 LOB: 0 BB: 0 P: 5	R: 0 E: 0 K: 2 S: 7 H: 0 LOB: 0 BB: 0 P: 7	1B: 7 2B: 1 3B: 0 HR: 2 SF: 0 SAC: 0 DP: 0 HBP: 0						

	AB	35
	R	4
	H	10
	RBI	4
	BB	1
	SO	4
	LOB	5

WP: 0 PB: 1 SB: 1 CS: 2 PA: 37

PITCHER		IP	WLS	BF	H	R	ER	SO	BB	IBB	HBP	BLK	WP	HR	S	P	ERA	WHIP
Steve Trout, L ERA: 4.1	(1, 1)	6.2	W	29	10	4	4	1	1	0	0	0	0	2	30	34	5.40	1.650
Mike Proly, R ERA: 3.47	(7, 1)	0.1		1	0	0	0	0	0	0	0	0	0	0	1	1	0.00	0.000
Bill Campbell, R ERA: 3.33	(8, 1)	2.0	S	6	0	0	0	3	0	0	0	0	0	0	12	12	0.00	0.000

PITCHER		IP	WLS	BF	H	R	ER	SO	BB	IBB	HBP	BLK	WP	HR	S	P	ERA	WHIP

Batter	1	2	3	4	5	6	7	8	9	AB	R	H	RBI	BB	SO	LOB
Mel Hall, L (1, 8) OBP: 0.366, SLG: 0.430	6-3		K		FC6-4					4	2	1	1	1	1	2
23 Ryne Sandberg, R (1, 4) OBP: 0.338, SLG: 0.410	6-3		1B		L1-5			F8		5	0	3	1	0	0	1
Bill Buckner, L (1, 3) OBP: 0.294, SLG: 0.427	1B		F8		2B			F7		5	1	2	1	0	0	3
Leon Durham, L (1, 7) OBP: 0.431, SLG: 0.574	FC6-4		K		IBB		2B			3	1	2	1	1	1	2
Ron Cey, R (1, 5) OBP: 0.321, SLG: 0.406	FC6-4			6-3	L1-5		K			4	0	0	0	0	1	5
Keith Moreland, R (1, 9) OBP: 0.363, SLG: 0.500		6-3		HR		1B		BB		3	2	2	1	1	0	0
Jody Davis, R (1, 2) OBP: 0.302, SLG: 0.498		K		5-3		FC	2B			4	0	2	1	0	1	0
Larry Bowa, S (1, 6) OBP: 0.295, SLG: 0.337		F4-3		3-1		FC	1-3			4	1	0	1	0	0	3
Steve Trout, L (1, 1) OBP: 0.250, SLG: 0.250			23 1B		FC6-4					2	0	2	0	0	0	0
Mike Proly, R (7, 1)										0	0	0	0	0	0	0
Scot Thompson, L (7, PH) OBP: 0.226, SLG: 0.259										1	0	0	0	0	0	2
Bill Campbell, R (8, 1)						SH2-4	F4-3			0	0	0	0	0	0	0
Inning Stats	R: 1 E: 0 K: 0 S: 5 H: 2 LOB: 1 BB: 0 P: 5	R: 0 E: 0 K: 1 S: 5 H: 0 LOB: 0 BB: 0 P: 5	R: 0 E: 0 K: 2 S: 9 H: 2 LOB: 2 BB: 0 P: 9	R: 1 E: 0 K: 0 S: 4 H: 1 LOB: 0 BB: 0 P: 4	R: 1 E: 0 K: 0 S: 5 H: 3 LOB: 2 BB: 1 P: 9	R: 3 E: 0 K: 0 S: 7 H: 4 LOB: 1 BB: 0 P: 7	R: 1 E: 0 K: 1 S: 7 H: 2 LOB: 2 BB: 1 P: 11	R: 0 E: 0 K: 0 S: 2 H: 0 LOB: 0 BB: 1 P: 6		1B: 7 2B: 7 3B: 0 HR: 1 SF: 1 SAC: 1 DP: 1 HBP: 0						

BOTTOM

Montreal Expos @ Chicago Cubs

Wrigley Field, Chicago, IL

Sun Jul 03 1983, 3:33 AM CDT

Att. 40,522 - Sunny - 82 F

livebaseballscorecards.com

AB	35
R	7
H	14
RBI	7
BB	3
SO	4
LOB	18

PITCHER		IP	WLS	BF	H	R	ER	SO	BB	IBB	HBP	BLK	WP	HR	S	P	ERA	WHIP
Bill Gullickson, R ERA: 4.3	(1, 1)	5.2	L	28	11	6	6	3	0	1	0	0	0	1	33	37	9.53	1.941
Ray Burris, R ERA: 2.28	(6, 1)	0.0		1	1	0	0	0	0	0	0	0	0	0	1	1	∞	∞
Chris Welsh, L ERA: 5.19	(6, 1)	0.1		1	0	0	0	0	0	0	0	0	0	0	1	1	0.00	0.000
Bryn Smith, R ERA: 2.39	(7, 1)	2.0		9	2	1	1	1	2	0	0	0	0	0	9	17	4.50	2.000

PITCHER	IP	WLS	BF	H	R	ER	SO	BB	IBB	HBP	BLK	WP	HR	S	P	ERA	WHIP

Batter	1	2	3	4	5	6	7	8	9	AB	R	H	RBI	BB	SO	LOB
Tim Raines, S (1, 7) OBP: 0.379, SLG: 0.414	1-3	G6-4-3 1-3 1B		4-3		K 2-3		4-3		5	0	1	0	0	1	3
Warren Cromartie, L (1, 9) OBP: 0.351, SLG: 0.390	K	G6-4-3 1-2f			2B SF7 BB	3-H 1B		F8		4	1	1	1	1	1	3
Andre Dawson, R (1, 8) OBP: 0.338, SLG: 0.597	HR		HR		4-3 1-3 2B	K			F7	5	2	3	2	0	1	1
Al Oliver, L (1, 3) OBP: 0.355, SLG: 0.438 Terry Francona, L (7, 3) OBP: 0.232, SLG: 0.266	HR 2B		4-3		4-3 IBB	K		4-3		3 1	1 0	1 0	0 0	1 0	1 0	0 0
Gary Carter, R (1, 2) OBP: 0.328, SLG: 0.433	2-H HR		F7		SF7 3-H	F8			FC6-4 1B	4	1	2	3	0	0	0
Tim Wallach, R (1, 5) OBP: 0.347, SLG: 0.451	3B		K		4-3 1-2 2-3		BB		FC6-4 1-2f	4	0	1	0	1	1	3
Chris Speier, R (1, 6) OBP: 0.346, SLG: 0.327	5-3			FC3-6 1B	K		F9			4	0	1	0	0	1	4
Bryan Little, S (1, 4) OBP: 0.336, SLG: 0.322		P4		FC3-6 SH1-4 1-2f		PB SH3-4 1B 1B		SH1-4 BB		3	1	1	0	1	0	1
Steve Rogers, R (1, 1) OBP: 0.159, SLG: 0.140 Dan Schatzeder, L (7, 1) OBP: 0.250, SLG: 0.250		1B 1B		SH1-4 1-2		SH3-4 1-2		SH1-4 1-2		1 0	0 0	1 0	0 0	0 0	0 0	0 0
Inning Stats	R: 3 E: 0 K: 1 S: 9 H: 4 LOB: 1 BB: 0 P: 9	R: 0 E: 0 K: 0 S: 4 H: 2 LOB: 1 BB: 0 P: 4	R: 1 E: 0 K: 1 S: 6 H: 1 LOB: 0 BB: 0 P: 6	R: 0 E: 0 K: 0 S: 4 H: 1 LOB: 1 BB: 0 P: 4	R: 1 E: 0 K: 1 S: 6 H: 1 LOB: 2 BB: 2 P: 14	R: 1 E: 0 K: 2 S: 9 H: 2 LOB: 1 BB: 0 P: 9	R: 0 E: 0 K: 1 S: 5 H: 0 LOB: 1 BB: 1 P: 9	R: 0 E: 0 K: 0 S: 3 H: 0 LOB: 1 BB: 1 P: 7	R: 0 E: 0 K: 0 S: 4 H: 1 LOB: 1 BB: 0 P: 4	1B: 6 2B: 2 3B: 1 HR: 3 SF: 1 SAC: 3 DP: 1 HBP: 0						

TOP

Montreal Expos @ Chicago Cubs

Wrigley Field, Chicago, IL

Mon Jul 04 1983, 3:33 AM CDT

Overcast - 72 F

livebaseballscorecards.com

AB	34
R	6
H	12
RBI	6
BB	4
SO	6
LOB	15

WP: 0 PB: 1 SB: 0 CS: 0 PA: 42

PITCHER		IP	WLS	BF	H	R	ER	SO	BB	IBB	HBP	BLK	WP	HR	S	P	ERA	WHIP
Dick Ruthven, R ERA: 4.12	(1, 1)	4.0	L	21	9	5	5	2	1	0	0	0	0	3	24	28	11.25	2.500
Mike Proly, R ERA: 3.4	(5, 1)	1.0		4	0	0	0	1	0	1	0	0	0	0	5	9	0.00	0.000
Craig Lefferts, L ERA: 3.44	(6, 1)	2.0		9	2	1	1	3	1	0	0	0	0	0	14	18	4.50	1.500
Warren Brusstar, R ERA: 2.72	(8, 1)	1.0		4	0	0	0	0	1	0	0	0	0	0	3	7	0.00	1.000
Bill Campbell, R ERA: 3.28	(9, 1)	1.0		4	1	0	0	0	0	0	0	0	0	0	4	4	0.00	1.000

PITCHER	IP	WLS	BF	H	R	ER	SO	BB	IBB	HBP	BLK	WP	HR	S	P	ERA	WHIP

Montreal Expos @ Chicago Cubs

Wrigley Field, Chicago, IL

Mon Jul 04 1983, 3:33 AM CDT

Overcast - 72 F

BOTTOM

Batter	1	2	3	4	5	6	7	8	9	AB	R	H	RBI	BB	SO	LOB
Mel Hall, L (1, 8) OBP: 0.361, SLG: 0.421	F8		4-3		4-3		1-2 1B		K	5	0	1	0	0	1	2
23 Ryne Sandberg, R (1, 4) OBP: 0.342, SLG: 0.414	5-3			E9 5-3 1B		HBP 1B SF9	F3		1B	5	1	3	0	0	0	2
Bill Buckner, L (1, 3) OBP: 0.293, SLG: 0.423	4-3			5-3 2-3f		E HBP 1-2 1B	3-1		F8	5	0	1	0	0	0	4
Leon Durham, L (1, 7) OBP: 0.430, SLG: 0.575		3-1		2B		F8		1B 1B	K	5	1	2	0	0	1	3
Ron Cey, R (1, 5) OBP: 0.320, SLG: 0.401		4-3		5-3		1-0 FC6-4 1-2 2-3 HBP		K		3	0	0	0	0	1	2
Keith Moreland, R (1, 9) OBP: 0.365, SLG: 0.502		F7			FC6-4 1B	SF9 2-3 3-H		1B 1-2 1B		3	0	2	1	0	0	0
Jody Davis, R (1, 2) OBP: 0.297, SLG: 0.489			5-3	FC6-4 FC4-6 1-2f		FC6-4 1-2f		K		4	0	0	0	0	1	5
Larry Bowa, S (1, 6) OBP: 0.298, SLG: 0.340			F7	FC4-6 2B 1-2f			1B	1-2 2-H 1B		4	1	2	1	0	0	1
Dick Ruthven, R (1, 1) OBP: 0.219, SLG: 0.226										1	0	1	0	0	0	0
Mike Proly, R (5, 1)										0	0	0	0	0	0	0
Jerry Morales, R (5, PH) OBP: 0.226, SLG: 0.271										1	0	1	1	0	0	0
Craig Lefferts, L (6, 1) OBP: 0.143, SLG: 0.077										0	0	0	0	0	0	0
Scot Thompson, L (7, PH) OBP: 0.224, SLG: 0.256										1	0	0	0	0	0	1
Warren Brusstar, R (8, 1)										0	0	0	0	0	0	0
Gary Woods, R (8, PH) OBP: 0.319, SLG: 0.367										1	0	0	0	0	0	2
Bill Campbell, R (9, 1)			1B	1-H 2B			P6	F9		0	0	0	0	0	0	0
Inning Stats	R: 0 E: 0 K: 0 S: 3 H: 0 LOB: 0 BB: 0 P: 3	R: 0 E: 0 K: 0 S: 3 H: 0 LOB: 0 BB: 0 P: 3	R: 0 E: 0 K: 0 S: 4 H: 1 LOB: 1 BB: 0 P: 4	R: 0 E: 1 K: 0 S: 4 H: 2 LOB: 1 BB: 0 P: 4	R: 1 E: 0 K: 0 S: 5 H: 2 LOB: 1 BB: 0 P: 5	R: 1 E: 1 K: 0 S: 5 H: 2 LOB: 2 BB: 0 P: 6	R: 0 E: 0 K: 0 S: 5 H: 2 LOB: 2 BB: 0 P: 5	R: 1 E: 0 K: 2 S: 10 H: 3 LOB: 2 BB: 0 P: 10	R: 0 E: 0 K: 2 S: 8 H: 1 LOB: 1 BB: 0 P: 8	1B: 11 2B: 3 3B: 0 HR: 0	SF: 1 SAC: 0 DP: 1 HBP: 1					

	AB	38
	R	3
	H	13
	RBI	3
	BB	0
	SO	4
	LOB	22

WP: 0 PB: 0 SB: 0 CS: 0 PA: 40

livebaseballscorecards.com

PITCHER		IP	WLS	BF	H	R	ER	SO	BB	IBB	HBP	BLK	WP	HR	S	P	ERA	WHIP
Steve Rogers, R ERA: 2.77	(1, 1)	6.2	W	29	9	2	2	0	0	0	1	0	0	0	28	29	2.70	1.350
Dan Schatzeder, L ERA: 1.76	(7, 1)	2.1	S	11	4	1	1	4	0	0	0	0	0	0	19	19	3.86	1.714

PITCHER	IP	WLS	BF	H	R	ER	SO	BB	IBB	HBP	BLK	WP	HR	S	P	ERA	WHIP

Batter	1	2	3	4	5	6	7	8	9	AB	R	H	RBI	BB	SO	LOB
Tim Raines, S (1, 7) OBP: 0.376, SLG: 0.417	3B	3-1		P6			K		F8	5	1	1	0	0	1	2
Bryan Little, S (1, 6) OBP: 0.339, SLG: 0.332	SF9 3-H		1-3		4-3		BB			3	1	1	1	1	0	0
Andre Dawson, R (1, 8) OBP: 0.334, SLG: 0.591	SF9 3-H		F9		6-3		F8			3	0	0	1	0	0	1
Al Oliver, L (1, 3) OBP: 0.356, SLG: 0.438 Terry Francona, L (8, 3) OBP: 0.232, SLG: 0.266	F8		1B		P4			G6-4-3 BB 1B		4 0	0 0	2 0	0 0	0 0	0 0	0 0
Gary Carter, R (1, 2) OBP: 0.333, SLG: 0.445	HBP		4-3			HR		1-2 G6-4-3 BB		2	1	1	1	1	0	1
Tim Wallach, R (1, 5) OBP: 0.346, SLG: 0.446	F7			BB 1B BB		K		G6-4-3 1-2f 2-3		3	1	0	0	1	1	3
Warren Cromartie, L (1, 9) OBP: 0.358, SLG: 0.388		S BB		CS 1-2 BB		F6-4-3 BB		4-3		1	0	0	0	3	0	1
Doug Flynn, R (1, 4) OBP: 0.230, SLG: 0.254	K 1-2			K 1-2		F6-4-3 1-2			F4-3	4	0	0	0	0	2	4
Scott Sanderson, R (1, 1) OBP: 0.182, SLG: 0.273 Ray Burris, R (7, 1) OBP: 0.350, SLG: 0.450 Dan Schatzeder, L (9, 1) OBP: 0.250, SLG: 0.250 Jeff Reardon, R (9, 1) OBP: 0.143, SLG: 0.143		5-3		2-H 1B			5-3		F7	3 1 0 0	0 0 0 0	1 0 0 0	1 0 0 0	0 0 0 0	0 0 0 0	1 0 0 0

| Inning Stats | | |

Batter	1	2	3	4	5	6	7	8	9	AB	R	H	RBI	BB	SO	LOB
Mel Hall, L (1, 8) OBP: 0.351, SLG: 0.409	K		6-3			F7		K		4	0	0	0	0	2	0
23 Ryne Sandberg, R (1, 4) OBP: 0.337, SLG: 0.408	F8			F4		F9			F9	4	0	0	0	0	0	0
Bill Buckner, L (1, 3) OBP: 0.298, SLG: 0.443	F8			3B		HR			BB BB BB 1B	4	2	3	1	0	0	0
Leon Durham, L (1, 7) OBP: 0.431, SLG: 0.571		1B		P6		K			BB BB 1-2 BB	3	0	1	0	1	1	1
Ron Cey, R (1, 5) OBP: 0.322, SLG: 0.399		K		FC5-4 BB			F8		BB 1-2 2-3 BB	2	0	0	0	2	1	1
Gary Woods, R (9, PR) OBP: 0.319, SLG: 0.367										0	0	0	0	0	0	0
Keith Moreland, R (1, 9) OBP: 0.360, SLG: 0.494		K		FC5-4 1-2f			K		K	4	0	0	0	0	3	6
Larry Bowa, S (1, 6) OBP: 0.298, SLG: 0.336		K			P6		F8		BB 1-2 2-3 3-H BB	3	0	0	1	1	1	1
Steve Lake, R (1, 2) OBP: 0.345, SLG: 0.472			5-3		5-3			K	K	2	0	0	0	0	0	0
Scot Thompson, L (8, PH) OBP: 0.221, SLG: 0.253										1	0	0	0	0	1	0
Jody Davis, R (9, 2) OBP: 0.296, SLG: 0.487										1	0	0	0	0	1	3
Fergie Jenkins, R (1, 1) OBP: 0.270, SLG: 0.324			5-3		F9			3-1		2	0	0	0	0	0	0
Mike Proly, R (6, 1)										0	0	0	0	0	0	0
Warren Brusstar, R (8, 1)										0	0	0	0	0	0	0
Jay Johnstone, L (8, PH) OBP: 0.375, SLG: 0.467										1	0	0	0	0	0	0
Bill Campbell, R (9, 1)										0	0	0	0	0	0	0
Inning Stats	R: 0 E: 0 K: 1 S: 5 H: 0 LOB: 0 BB: 0 P: 5	R: 0 E: 0 K: 3 S: 10 H: 1 LOB: 1 BB: 0 P: 10	R: 0 E: 0 K: 0 S: 3 H: 0 LOB: 0 BB: 0 P: 3	R: 0 E: 0 K: 0 S: 4 H: 1 LOB: 2 BB: 1 P: 8	R: 0 E: 0 K: 0 S: 3 H: 0 LOB: 0 BB: 0 P: 3	R: 1 E: 0 K: 1 S: 6 H: 1 LOB: 0 BB: 0 P: 6	R: 0 E: 0 K: 1 S: 5 H: 0 LOB: 0 BB: 0 P: 5	R: 0 E: 0 K: 2 S: 7 H: 0 LOB: 0 BB: 0 P: 7	R: 1 E: 0 K: 2 S: 8 H: 1 LOB: 3 BB: 3 P: 20	1B: 2 2B: 0 3B: 1 HR: 1 SF: 0 SAC: 0 DP: 0 HBP: 0							

PITCHER	IP	WLS	BF	H	R	ER	SO	BB	IBB	HBP	BLK	WP	HR	S	P	ERA	WHIP
Scott Sanderson, R (1, 1) ERA: 4.64	6.0	W	22	3	1	1	5	1	0	0	0	0	1	31	35	1.50	0.667
Ray Burris, R (7, 1) ERA: 2.33	2.1		8	1	1	1	3	0	0	0	0	0	0	14	14	3.86	0.429
Dan Schatzeder, L (9, 1) ERA: 1.76	0.0		1	0	0	0	0	1	0	0	0	0	0	0	4	∞	∞
Jeff Reardon, R (9, 1) ERA: 3.14	0.2	S	4	0	0	0	2	2	0	0	0	0	0	6	14	0.00	3.000

PITCHER	IP	WLS	BF	H	R	ER	SO	BB	IBB	HBP	BLK	WP	HR	S	P	ERA	WHIP

BOTTOM

Montreal Expos @ Chicago Cubs

Wrigley Field, Chicago, IL

Mon Jul 04 1983, 3:38 AM CDT

Att. 39,394 - Sunny - 74 F

livebaseballscorecards.com

AB	31
R	2
H	4
RBI	2
BB	4
SO	10
LOB	12

WP: 0 PB: 0 SB: 0 CS: 0 PA: 35

Batter	1	2	3	4	5	6	7	8	9	AB	R	H	RBI	BB	SO	LOB
Brett Butler, L (1, 7) OBP: 0.332, SLG: 0.387	F9	F9		S 1B 1-3 2-H			F4-3 S BLK 1B		1-3	5	1	2	1	0	0	1
Rafael Ramirez, R (1, 6) OBP: 0.339, SLG: 0.349	2B		3-1	F3 1-2			F4-3 1-3			4	0	1	0	0	0	3
Claudell Washington, L (1, 9) OBP: 0.326, SLG: 0.419	K	F7			3-1		F8 3-H			4	0	0	0	0	1	1
Dale Murphy, R (1, 8) OBP: 0.411, SLG: 0.584	F8	F8			F9			K		4	0	0	0	0	1	1
Bob Horner, R (1, 5) OBP: 0.380, SLG: 0.514		HR 1B		2B BB	F8			F4-3		3	2	1	0	1	0	0
Chris Chambliss, L (1, 3) OBP: 0.369, SLG: 0.476		HR 1-H		1B FC1-5 2B 1-H		F8		HR		4	2	3	4	0	0	0
Glenn Hubbard, R (1, 4) OBP: 0.366, SLG: 0.432		2B		6-3		F8		F9		4	0	1	0	0	0	1
Bruce Benedict, R (1, 2) OBP: 0.358, SLG: 0.330		1-3		FC1-5 1B 2-3 1B		3-1			K	4	1	1	0	0	1	1
Craig McMurtry, R (1, 1) OBP: 0.122, SLG: 0.077 Steve Bedrosian, R (8, 1)		F1		FC1-5 1B 1-2 3-H			F4-3		5-3	3 1	0 0	0 0	0 0	0 0	0 0	3 0
Inning Stats	R: 0 H: 1 E: 0 LOB: 1 K: 1 BB: 0 S: 6 P: 6	R: 2 H: 3 E: 0 LOB: 1 K: 0 BB: 0 S: 6 P: 6	R: 0 H: 0 E: 0 LOB: 0 K: 0 BB: 0 S: 3 P: 3	R: 2 H: 3 E: 0 LOB: 2 K: 0 BB: 1 S: 6 P: 10	R: 0 H: 0 E: 0 LOB: 0 K: 0 BB: 0 S: 3 P: 3	R: 0 H: 0 E: 0 LOB: 0 K: 0 BB: 0 S: 3 P: 3	R: 1 H: 1 E: 0 LOB: 0 K: 0 BB: 0 S: 4 P: 4	R: 1 H: 1 E: 0 LOB: 0 K: 1 BB: 0 S: 6 P: 6	R: 0 H: 0 E: 0 LOB: 0 K: 1 BB: 0 S: 5 P: 5	1B: 4 SF: 0 2B: 3 SAC: 0 3B: 0 DP: 0 HR: 2 HBP: 0						

PITCHER	IP	WLS	BF	H	R	ER	SO	BB	IBB	HBP	BLK	WP	HR	S	P	ERA	WHIP
Charlie Lea, R (1, 1) ERA: 3.04	7.0	L	30	8	5	5	1	1	0	0	1	0	1	31	35	6.43	1.286
Bryn Smith, R (8, 1) ERA: 2.47	2.0		7	1	1	1	2	0	0	0	0	0	1	11	11	4.50	0.500

PITCHER	IP	WLS	BF	H	R	ER	SO	BB	IBB	HBP	BLK	WP	HR	S	P	ERA	WHIP

TOP

Atlanta Braves @ Montreal Expos

Olympic Stadium, Montreal, QB

Fri Jul 08 1983, 7:05 PM EDT
Att. 30,151 - Unknown

livebaseballscorecards.com

AB	36
R	6
H	9
RBI	5
BB	1
SO	3
LOB	11

Atlanta Braves @ Montreal Expos

Olympic Stadium, Montreal, QB

Fri Jul 08 1983, 7:05 PM EDT

Att. 30,151 - Unknown

BOTTOM

Batter	1	2	3	4	5	6	7	8	9	AB	R	H	RBI	BB	SO	LOB
Tim Raines, S (1, 7) OBP: 0.377, SLG: 0.420	6-3		4-3		4-3 1-H 2B		F7		FC1-2 1-2 BB 1B 1B	5	1	2	1	0	0	0
Bryan Little, S (1, 6) OBP: 0.344, SLG: 0.329	G1-4-3 BB		5-3		4-3 2-3			1B 1B BB	FC1-2 1-2 2-3 1B BB	2	1	0	0	3	0	1
Andre Dawson, R (1, 8) OBP: 0.332, SLG: 0.585	G1-4-3 1-2f		F7		1-3			1B 1-2 1B	FC1-2 1-2 2-3 3-Hf 1B	5	0	1	0	0	0	5
Al Oliver, L (1, 3) OBP: 0.360, SLG: 0.444		1B 2B		4-3		F8		1-2 2-3 1B	1-3 2-H 3-H 1B	5	1	3	2	0	0	0
Tim Wallach, R (1, 5) OBP: 0.343, SLG: 0.442		F9		1B		4-3		K	F9	5	0	1	0	0	1	6
Warren Cromartie, L (1, 9) OBP: 0.352, SLG: 0.381		K		F7		F8		F4		4	0	0	0	0	1	5
Bobby Ramos, R (1, 2) OBP: 0.471, SLG: 0.500 Terry Crowley, L (8, PH) OBP: 0.500, SLG: 0.250 Tom Wieghaus, R (9, 2)	1B BB			F9			F9	F8		2 1 0	0 0 0	0 0 0	0 0 0	1 0 0	0 0 0	1 3 0
Doug Flynn, R (1, 4) OBP: 0.240, SLG: 0.272	1-2 2-H 1B				2B 1B		1-4-3 3B		K	4	2	3	1	0	1	0
Charlie Lea, R (1, 1) OBP: 0.103, SLG: 0.079 Terry Francona, L (7, PH) OBP: 0.230, SLG: 0.264 Bryn Smith, R (8, 1) OBP: 0.250, SLG: 0.250 Jerry White, S (9, PH) OBP: 0.357, SLG: 0.129	4-3				K		1-4-3 3-H		BB FC1-2 1B BB	2 1 0 0	0 0 0 0	0 1 0 0	0 0 0 1	1 0 0 0	0 0 0 0	3 0 0 0
Inning Stats	R: 0 H: 0 E: 0 LOB: 0 K: 0 BB: 1 S: 2 P: 6	R: 1 H: 2 E: 0 LOB: 2 K: 1 BB: 1 S: 7 P: 11	R: 0 H: 0 E: 0 LOB: 0 K: 0 BB: 0 S: 3 P: 3	R: 0 H: 1 E: 0 LOB: 1 K: 0 BB: 0 S: 4 P: 4	R: 1 H: 2 E: 0 LOB: 1 K: 1 BB: 0 S: 7 P: 7	R: 0 H: 0 E: 0 LOB: 0 K: 0 BB: 0 S: 3 P: 3	R: 1 H: 1 E: 0 LOB: 0 K: 0 BB: 0 S: 4 P: 4	R: 0 H: 2 E: 0 LOB: 3 K: 1 BB: 1 S: 7 P: 11	R: 2 H: 2 E: 0 LOB: 2 K: 1 BB: 2 S: 7 P: 15	1B: 7 2B: 2 3B: 1 HR: 0	SF: 0 SAC: 0 DP: 1 HBP: 0						

PITCHER	IP	WLS	BF	H	R	ER	SO	BB	IBB	HBP	BLK	WP	HR	S	P	ERA	WHIP
Craig McMurtry, R (1, 1) ERA: 3.0	7.0	W	29	6	3	3	2	3	0	0	0	0	0	30	42	3.86	1.286
Steve Bedrosian, R (8, 1) ERA: 2.88	2.0	S	12	4	2	2	2	2	0	0	0	0	0	14	22	9.00	3.000

PITCHER	IP	WLS	BF	H	R	ER	SO	BB	IBB	HBP	BLK	WP	HR	S	P	ERA	WHIP

livebaseballscorecards.com

AB	36
R	5
H	10
RBI	5
BB	5
SO	4
LOB	24

WP: 0	PA: 41		
PB: 0			
SB: 0			
CS: 0			

Batter	1	2	3	4	5	6	7	8	9	10	AB	R	H	RBI	BB	SO	LOB
Brett Butler, L (1, 9) OBP: 0.332, SLG: 0.386	0-0 1B 1B 1B	0-0 ③ F4-3		0-0 ③ F9			0-0 ② F4-3		SSS 0-3 ① K	0-0 1B 1-2 2-3 1B	6	1	2	0	0	1	1
Rafael Ramirez, R (1, 6) OBP: 0.345, SLG: 0.353	0-0 BB 1B 1-3 1B		E S 1B 1B		0-0 ① F6		BBB 4-0 BB		0-0 ② F4	0-0 1-3 2-H 3-H 1B	5	2	3	2	1	0	0
Chris Chambliss, L (1, 3) OBP: 0.372, SLG: 0.472	BBB 4-0 1B 1-2 BB		SSS 0-3 ① K 1-3		BBB 4-0 1-3 BB		0-0 ③ F7		0-0 FC4-6 1B	0-0 ③ F8	4	0	1	0	2	1	4
Dale Murphy, R (1, 8) OBP: 0.413, SLG: 0.584	0-0 1-2 2-H 3-H 1B		0-0 1B 3-H 1B		0-0 ② 1-3 1-2			0-0 1B SF7 1B	0-0 FC4-6 1-2f		5	1	3	3	0	0	2
Bob Horner, R (1, 5) OBP: 0.381, SLG: 0.512	0-0 ① F9		0-0 ② 1-2 1B		SSS 0-3 ③ K			0-0 S 1-3 1B 1B		0-0 ① F9	5	1	2	0	0	1	3
Mike Jorgensen, L (1, 7) OBP: 0.268, SLG: 0.351	0-0 ② F9		0-0 ③ F9			0-0 ① F4		0-0 ① F4 1-2		0-0 ② F4-3	5	0	0	0	0	0	5
Glenn Hubbard, R (1, 4) OBP: 0.360, SLG: 0.425	0-0 ③ 6-3			0-0 ① 6-3		0-0 ② F8		0-0 ② SF7 3-H		0-0 E5 1B 1B	4	1	0	1	0	0	2
Biff Pocoroba, S (1, 2) OBP: 0.333, SLG: 0.440		0-0 ① F4-3		0-0 WP 1B		0-0 ③ 6-3		0-0 2-H 1B		0-0 1B 1B 1-2 1B 1B	5	1	3	1	0	0	0
Pascual Perez, R (1, 1) OBP: 0.140, SLG: 0.140		SSS 0-3 ② K		SSS 0-3 ② K 1-2			0-0 ① 6-3	0-0 ③ F8		0-0 1B 1-2 2-H 1B 1B	2	0	0	0	0	2	1
Jerry Royster, R (7, PH) OBP: 0.336, SLG: 0.336											1	0	0	0	0	0	0
Rick Camp, R (7, 1) OBP: 0.065, SLG: 0.069											0	0	0	0	0	0	0
Bob Watson, R (8, PH) OBP: 0.444, SLG: 0.540											1	0	0	0	0	0	1
Donnie Moore, L (8, 1) OBP: 0.250, SLG: 0.250											0	0	0	0	0	0	0
Terry Forster, L (9, 1) OBP: 1.000, SLG: 1.333											0	0	0	0	0	0	0
Randy Johnson, R (10, PH) OBP: 0.419, SLG: 0.444											1	1	1	1	0	0	0
Steve Bedrosian, R (10, 1)											0	0	0	0	0	0	0
Inning Stats	R: 2 E: 0 K: 0 S: 6 H: 3 LOB: 2 BB: 1 P: 10	R: 0 E: 0 K: 1 S: 5 H: 0 LOB: 0 BB: 0 P: 5	R: 1 E: 0 K: 1 S: 7 H: 3 LOB: 1 BB: 0 P: 7	R: 0 E: 0 K: 1 S: 6 H: 1 LOB: 1 BB: 0 P: 6	R: 0 E: 0 K: 1 S: 5 H: 0 LOB: 1 BB: 1 P: 9	R: 0 E: 0 K: 0 S: 3 H: 0 LOB: 0 BB: 0 P: 3	R: 0 E: 0 K: 0 S: 3 H: 0 LOB: 1 BB: 1 P: 7	R: 2 E: 0 K: 0 S: 6 H: 3 LOB: 1 BB: 0 P: 6	R: 0 E: 0 K: 1 S: 6 H: 1 LOB: 1 BB: 0 P: 6	R: 3 E: 1 K: 0 S: 8 H: 4 LOB: 2 BB: 0 P: 8	1B: 15 2B: 0 3B: 0 HR: 0 SF: 1 SAC: 0 DP: 0 HBP: 0						

PITCHER		IP	WLS	BF	H	R	ER	SO	BB	IBB	HBP	BLK	WP	HR	S	P	ERA	WHIP
Steve Rogers, R ERA: 2.94	(1, 1)	7.0		32	9	5	5	4	3	0	0	0	1	0	37	49	6.43	1.714
Jeff Reardon, R ERA: 3.0	(8, 1)	2.0		8	2	0	0	1	0	0	0	0	0	0	10	10	0.00	1.000
Bryn Smith, R ERA: 2.44	(10, 1)	0.2	L	5	2	3	0	0	0	0	0	0	0	0	5	5	0.00	3.000
Dan Schatzeder, L ERA: 1.74	(10, 1)	0.1		3	2	0	0	0	0	0	0	0	0	0	3	3	0.00	6.000

PITCHER	IP	WLS	BF	H	R	ER	SO	BB	IBB	HBP	BLK	WP	HR	S	P	ERA	WHIP

TOP

Atlanta Braves @ Montreal Expos

Olympic Stadium, Montreal, QB

Sat Jul 09 1983, 7:05 PM EDT

Att. 31,846 - Unknown

livebaseballscorecards.com

AB	44
R	8
H	15
RBI	8
BB	3
SO	5
LOB	19

WP: 1 PA: 48
PB: 0
SB: 2
CS: 0

Atlanta Braves @ Montreal Expos

Olympic Stadium, Montreal, QB

Sat Jul 09 1983, 7:05 PM EDT
Att. 31,846 - Unknown

livebaseballscorecards.com

Batter	1	2	3	4	5	6	7	8	9	10	AB	R	H	RBI	BB	SO	LOB
Tim Raines, S (1, 7) OBP: 0.374, SLG: 0.420	3-1	G6-4-3 1-2f		E4 S 2-H			F4		CS 2B		5	0	1	0	0	0	1
Bryan Little, S (1, 6) OBP: 0.337, SLG: 0.321	6-3		1-3	F7 2-3			F7		F8		5	0	0	0	0	0	2
Andre Dawson, R (1, 8) OBP: 0.336, SLG: 0.584	S 1B 1B		5-3		F9			G6-4-3 1B 2B 1B	IBB		4	2	2	0	1	0	0
Al Oliver, L (1, 3) OBP: 0.367, SLG: 0.456	BB 1-H 1B 1B		2B		F6			G6-4-3 1-2 1B	CS 2-3	2B	5	1	4	1	0	0	0
Tim Wallach, R (1, 5) OBP: 0.341, SLG: 0.436	1B 1-2 BB		5-3		F7			G6-4-3 1-2f 2-3		F9	4	0	0	0	1	0	4
Warren Cromartie, L (1, 9) OBP: 0.361, SLG: 0.395	1-2 2-H 1B			S 1B 1B		1B		3-H 2B		F7	5	1	4	2	0	0	1
Bobby Ramos, R (1, 2) OBP: 0.462, SLG: 0.452	F4			F8 1-2		F5-4-3 BB		BB		K	3	0	0	0	2	1	4
Doug Flynn, R (1, 4) OBP: 0.240, SLG: 0.272		F5-3		SH1-4 E 2-H 1B		F5-4-3 1-2		K			4	1	1	1	0	1	3
Steve Rogers, R (1, 1) OBP: 0.174, SLG: 0.156 Jeff Reardon, R (8, 1) OBP: 0.143, SLG: 0.143 Terry Crowley, L (9, PH) OBP: 0.500, SLG: 0.250 Jim Wohlford, R (9, PH) OBP: 0.286, SLG: 0.365 Bryn Smith, R (10, 1) OBP: 0.250, SLG: 0.250 Dan Schatzeder, L (10, 1) OBP: 0.250, SLG: 0.250		G6-4-3 1B		SH1-4 1-2			G3		6-3		2 0 0 1 0 0	0 0 0 0 0 0	1 0 0 0 0 0	0 0 0 0 0 0	0 0 0 0 0 0	0 0 0 0 0 0	0 0 0 0 0 0
Inning Stats	R: 2 E: 0 K: 0 S: 6 H: 3 LOB: 2 BB: 1 P: 10	R: 0 E: 0 K: 0 S: 3 H: 1 LOB: 0 BB: 0 P: 3	R: 0 E: 0 K: 0 S: 4 H: 1 LOB: 1 BB: 0 P: 4	R: 2 E: 1 K: 0 S: 6 H: 2 LOB: 1 BB: 0 P: 6	R: 0 E: 0 K: 0 S: 3 H: 0 LOB: 0 BB: 0 P: 3	R: 0 E: 0 K: 0 S: 2 H: 1 LOB: 0 BB: 1 P: 6	R: 0 E: 0 K: 0 S: 3 H: 0 LOB: 0 BB: 0 P: 3	R: 1 E: 0 K: 1 S: 7 H: 3 LOB: 2 BB: 1 P: 11	R: 0 E: 0 K: 0 S: 3 H: 1 LOB: 1 BB: 1 P: 7	R: 0 E: 0 K: 1 S: 6 H: 1 LOB: 1 BB: 0 P: 6	1B: 9 2B: 4 3B: 0 HR: 0 SF: 0 SAC: 1 DP: 3 HBP: 0						

	AB	38
	R	5
	H	13
	RBI	4
	BB	4
	SO	2
	LOB	15

WP: 0 PA: 44
PB: 0
SB: 3
CS: 1

PITCHER		IP	WLS	BF	H	R	ER	SO	BB	IBB	HBP	BLK	WP	HR	S	P	ERA	WHIP
Pascual Perez, R ERA: 2.57	(1, 1)	6.0		26	8	4	3	0	2	0	0	0	0	0	24	32	4.50	1.667
Rick Camp, R ERA: 4.14	(7, 1)	1.0		3	0	0	0	0	0	0	0	0	0	0	3	3	0.00	0.000
Donnie Moore, R ERA: 3.69	(8, 1)	1.0		6	3	1	1	1	1	0	0	0	0	0	7	11	9.00	4.000
Terry Forster, L ERA: 2.39	(9, 1)	1.0	W	4	1	0	0	0	0	1	0	0	0	0	3	7	0.00	1.000
Steve Bedrosian, R ERA: 2.83	(10, 1)	1.0	S	4	1	0	0	1	0	0	0	0	0	0	6	6	0.00	1.000

PITCHER		IP	WLS	BF	H	R	ER	SO	BB	IBB	HBP	BLK	WP	HR	S	P	ERA	WHIP

Atlanta Braves @ Montreal Expos

Olympic Stadium, Montreal, QB

Sun Jul 10 1983, 3:33 AM EDT

Att. 47,191 - Unknown

TOP

livebaseballscorecards.com

Batter	1	2	3	4	5	6	7	8	9	AB	R	H	RBI	BB	SO	LOB
Brett Butler, L (1, 7) (8, 9) OBP: 0.343, SLG: 0.404	CS 1B		3B		1-3 S BLK 1B	1-2 1B		1-2 2B 1B	F8	6	2	5	0	0	0	1
Rafael Ramirez, R (1, 6) OBP: 0.342, SLG: 0.350	F8 1-2		6-3		6-3 1-2	F3		2B 1-2 SF7 2-H 1B		5	1	1	1	0	0	5
Claudell Washington, L (1, 9) OBP: 0.325, SLG: 0.416	5-3		K		1-3 2-3		PB 1B	SF7 1-3 2-H 2B		4	0	1	0	0	1	2
Bob Watson, R (8, PH) OBP: 0.452, SLG: 0.563										1	0	1	1	0	0	0
Ken Dayley, L (8, PR) OBP: 0.250, SLG: 0.100										0	0	0	0	0	0	0
Donnie Moore, L (8, 1) OBP: 0.250, SLG: 0.250										0	0	0	0	0	0	0
Terry Forster, L (8, 1) OBP: 1.000, SLG: 1.333										0	0	0	0	0	0	0
Dale Murphy, R (1, 8) OBP: 0.416, SLG: 0.582		2B 1B	F7		BBBB S 3-H BB		F8	IBB		3	1	1	0	2	0	2
Bob Horner, R (1, 5) OBP: 0.384, SLG: 0.524		F9		HR	BBBB FC6-4 1-2 BB		BBBB 1-2 BB	SF7 2-3 3-H		2	1	1	2	2	0	1
Chris Chambliss, L (1, 3) OBP: 0.369, SLG: 0.471		F4-3 1-H 2B		F4-3	FC6-4 1-2f		SSS K	F7		5	0	1	1	0	1	7
Glenn Hubbard, R (1, 4) OBP: 0.354, SLG: 0.418		F4-3 2-3		F8		F8	F7		F7	5	0	0	0	0	0	3
Biff Pocoroba, S (1, 2) OBP: 0.351, SLG: 0.431		IBB		BBBB BB		F7		F8	SSS K	1	0	0	0	2	0	0
Jerry Royster, R (8, PH) (8, 7) OBP: 0.331, SLG: 0.331										2	0	0	0	0	1	0
Phil Niekro, R (1, 1) OBP: 0.206, SLG: 0.188		SSS K		SSS K		BBBB 1B BB		BBBB 1B 1B BB	BBBB BB	2	0	0	0	0	2	3
Terry Harper, R (6, PH) OBP: 0.358, SLG: 0.414										0	0	0	0	1	0	0
Rick Camp, R (6, 1) OBP: 0.065, SLG: 0.069										0	0	0	0	0	0	0
Randy Johnson, R (8, PH) OBP: 0.438, SLG: 0.444										0	1	0	0	1	0	0
Larry Owen, R (8, 2) OBP: 0.083, SLG: 0.083										0	0	0	0	0	0	0
Mike Jorgensen, L (9, PH) OBP: 0.286, SLG: 0.351										0	0	0	0	1	0	0
Inning Stats	R: 0 E: 0 K: 0 S: 3 H: 1 LOB: 0 BB: 0 P: 3	R: 1 E: 0 K: 1 S: 7 H: 2 LOB: 2 BB: 1 P: 11	R: 0 E: 0 K: 1 S: 6 H: 1 LOB: 1 BB: 0 P: 6	R: 1 E: 0 K: 1 S: 6 H: 1 LOB: 1 BB: 1 P: 10	R: 1 E: 0 K: 0 S: 4 H: 1 LOB: 2 BB: 2 P: 12	R: 0 E: 0 K: 0 S: 4 H: 1 LOB: 2 BB: 1 P: 8	R: 0 E: 0 K: 1 S: 6 H: 1 LOB: 2 BB: 1 P: 10	R: 3 E: 0 K: 0 S: 6 H: 3 LOB: 3 BB: 2 P: 14	R: 0 E: 0 K: 1 S: 5 H: 0 LOB: 1 BB: 1 P: 9	1B: 7 2B: 2 3B: 1 HR: 1	SF: 1 SAC: 0 DP: 0 HBP: 0						

	AB	36
	R	6
	H	11
	RBI	5
	BB	9
	SO	5
	LOB	24

WP: 0 PB: 1 SB: 2 CS: 1 PA: 46

PITCHER		IP	WLS	BF	H	R	ER	SO	BB	IBB	HBP	BLK	WP	HR	S	P	ERA	WHIP
Bill Gullickson, R ERA: 4.36	(1, 1)	4.2		23	6	3	3	3	3	1	0	1	0	1	25	41	5.79	1.929
Dan Schatzeder, L ERA: 2.25	(5, 1)	2.2		15	4	3	3	1	3	0	0	0	0	0	14	26	10.12	2.625
Jeff Reardon, R ERA: 2.89	(8, 1)	1.2	W	8	1	0	0	1	1	1	0	0	0	0	8	16	0.00	1.200

PITCHER	IP	WLS	BF	H	R	ER	SO	BB	IBB	HBP	BLK	WP	HR	S	P	ERA	WHIP

BOTTOM

Atlanta Braves @ Montreal Expos

Olympic Stadium, Montreal, QB

Sun Jul 10 1983, 3:33 AM EDT

Att. 47,191 - Unknown

Batter	1	2	3	4	5	6	7	8	9	AB	R	H	RBI	BB	SO	LOB
Tim Raines, S (1, 7) OBP: 0.375, SLG: 0.426	S 1B		3-1	F6		F7		FC1-6 3B		5	1	2	0	0	0	0
Chris Speier, R (1, 6) OBP: 0.353, SLG: 0.337	K 1-2		1B 2B	F7		1B		FC1-6 BB		4	1	2	0	1	1	1
Andre Dawson, R (1, 8) OBP: 0.337, SLG: 0.581	F3		BB BB 1B 2-H	1B 1B 1B		K		F6		5	2	2	1	0	1	4
Al Oliver, L (1, 3) OBP: 0.367, SLG: 0.453 Terry Francona, L (9, 3) OBP: 0.230, SLG: 0.264	K2-3		BB BB E BB	1B 1-3 1B		2-3		FC1-6 1-2f 3-H		4 0	1 0	1 0	1 0	1 0	1 0	3 0
Tim Wallach, R (1, 5) OBP: 0.342, SLG: 0.434		F6	E BB 2B 1-2 2-3 BB	1-3 3-H 1B			F4	K		4	1	1	1	1	1	1
Warren Cromartie, L (1, 9) OBP: 0.363, SLG: 0.394		1B	E 2B 1-2 2-3 3-H BB	K			F7			3	1	1	1	1	1	2
Bobby Ramos, R (1, 2) OBP: 0.442, SLG: 0.412		F7	E6 2B 1-2 2-3 3-H	F6			1B BB			3	0	0	0	1	0	3
Doug Flynn, R (1, 4) OBP: 0.245, SLG: 0.281		F7	1-3 2-H 3-H 2B	K			1-2 1B			4	0	2	2	0	1	1
Bill Gullickson, R (1, 1) OBP: 0.075, SLG: 0.053 Dan Schatzeder, L (5, 1) OBP: 0.167, SLG: 0.167 Jeff Reardon, R (8, 1) OBP: 0.143, SLG: 0.143		F2	K	4-3			G3			2 2 0	0 0 0	0 0 0	0 0 0	0 0 0	1 0 0	2 2 0
Inning Stats	R: 0 E: 0 K: 2 S: 8 H: 1 LOB: 1 BB: 0 P: 8	R: 0 E: 0 K: 0 S: 4 H: 1 LOB: 1 BB: 0 P: 4	R: 5 E: 1 K: 1 S: 9 H: 3 LOB: 2 BB: 3 P: 21	R: 1 E: 0 K: 1 S: 8 H: 3 LOB: 2 BB: 0 P: 8	R: 0 E: 0 K: 1 S: 5 H: 0 LOB: 0 BB: 0 P: 5	R: 0 E: 0 K: 1 S: 6 H: 1 LOB: 1 BB: 0 P: 6	R: 0 E: 0 K: 0 S: 4 H: 1 LOB: 2 BB: 1 P: 8	R: 1 E: 0 K: 1 S: 6 H: 1 LOB: 1 BB: 1 P: 10		1B: 8 2B: 2 3B: 1 HR: 0 SF: 0 SAC: 0 DP: 0 HBP: 0						

livebaseballscorecards.com

AB	36
R	7
H	11
RBI	6
BB	5
SO	7
LOB	19

WP: 0 PB: 0 SB: 1 CS: 0 PA: 41

PITCHER		IP	WLS	BF	H	R	ER	SO	BB	IBB	HBP	BLK	WP	HR	S	P	ERA	WHIP
Phil Niekro, R ERA: 4.53	(1, 1)	5.0		27	8	6	3	5	3	0	0	0	0	0	34	46	5.40	2.200
Rick Camp, R ERA: 4.05	(6, 1)	2.0		9	2	0	0	1	1	0	0	0	0	0	10	14	0.00	1.500
Donnie Moore, R ERA: 3.94	(8, 1)	0.1	L	3	1	1	1	0	1	0	0	0	0	0	2	6	27.00	6.000
Terry Forster, L ERA: 2.35	(8, 1)	0.2		2	0	0	0	1	0	0	0	0	0	0	4	4	0.00	0.000

PITCHER		IP	WLS	BF	H	R	ER	SO	BB	IBB	HBP	BLK	WP	HR	S	P	ERA	WHIP

Batter	1	2	3	4	5	6	7	8	9	AB	R	H	RBI	BB	SO	LOB
Brett Butler, L (1, 7) OBP: 0.341, SLG: 0.399	B B B B 4-0 G6-3 BB		x 0-0 ② F5		S S S 0-3 ③ K			x 0-0 ① SH5-4 1-2 2-3	x 0-0 ③ F8	3	0	0	0	1	1	1
Rafael Ramirez, R (1, 6) OBP: 0.344, SLG: 0.362	x 0-0 ① ② G6-3 1-2f		x 0-0 ③ F9			x 0-0 F6-4-3 1B		x 0-0 2-H 3-H HR		4	1	2	3	0	0	2
Claudell Washington, L (1, 9) OBP: 0.324, SLG: 0.414	x 0-0 ③ F8			x 0-0 ① F8		x 0-0 ① F7		x 0-0 2B 1B		4	1	1	0	0	0	1
Dale Murphy, R (1, 8) OBP: 0.414, SLG: 0.581		x 0-0 ① F8		x 0-0 ② 6-3		x 0-0 ② ③ F6-4-3 1-2		x 0-0 IBB 1-H 2B		4	0	1	1	0	0	1
Bob Horner, R (1, 5) OBP: 0.389, SLG: 0.529 Steve Bedrosian, R (8, 1)		x 0-0 ② F7		x 0-0 1B 2B			x 0-0 F5-4-3 1B	B B B B 4-0 IBB BB		3 0	1 0	2 0	0 0	1 0	0 0	0 0
Chris Chambliss, L (1, 3) OBP: 0.374, SLG: 0.484		x 0-0 HR		x 0-0 2-H 1B			x 0-0 ① ② F5-4-3 1-2	I I I I 4-0 ② 1-2 2-3 IBB		3	1	2	2	1	0	1
Glenn Hubbard, R (1, 4) OBP: 0.350, SLG: 0.412		x 0-0 ③ F4		x 0-0 ③ 5-3			x 0-0 ③ F8	x 0-0 ③ F7		4	0	0	0	0	0	3
Bruce Benedict, R (1, 2) OBP: 0.362, SLG: 0.332 Jerry Royster, R (8, PR) OBP: 0.336, SLG: 0.336 (8, 5)			x 0-0 FC6-4 1B		x 0-0 ① 5-3			B B B B 4-0 SH5-4 BB HR BB	x 0-0 CS 1B	2 1	0 1	1 1	0 0	1 0	0 0	0 0
Pete Falcone, L (1, 1) OBP: 0.150, SLG: 0.158 Rick Camp, R (4, 1) OBP: 0.063, SLG: 0.067 Mike Jorgensen, L (8, PH) OBP: 0.302, SLG: 0.351 Larry Owen, R (8, 2) OBP: 0.077, SLG: 0.077			x 0-0 ① FC6-4 1-2f		x 0-0 ② F8			B B B B 4-0 SH5-4 1-2 HR BB	x 0-0 ① ② 6-3 1-2	1 1 0 1	0 0 1 0	0 0 0 0	0 0 1 0	0 0 0 0	0 0 0 0	1 0 0 1
Inning Stats	R: 0 E: 0 K: 0 S: 2 H: 0 LOB: 0 BB: 1 P: 6	R: 1 E: 0 K: 0 S: 4 H: 1 LOB: 0 BB: 0 P: 4	R: 0 E: 0 K: 0 S: 4 H: 1 LOB: 1 BB: 0 P: 4	R: 1 E: 0 K: 0 S: 5 H: 2 LOB: 1 BB: 0 P: 5	R: 0 E: 0 K: 1 S: 5 H: 0 LOB: 0 BB: 0 P: 5	R: 0 E: 0 K: 0 S: 3 H: 1 LOB: 0 BB: 0 P: 3	R: 0 E: 0 K: 0 S: 3 H: 1 LOB: 0 BB: 0 P: 3	R: 4 E: 0 K: 0 S: 5 H: 3 LOB: 2 BB: 4 P: 21	R: 0 E: 0 K: 0 S: 3 H: 1 LOB: 0 BB: 0 P: 3	1B: 6 2B: 2 3B: 0 HR: 2	SF: 0 SAC: 1 DP: 3 HBP: 0					

PITCHER		IP	WLS	BF	H	R	ER	SO	BB	IBB	HBP	BLK	WP	HR	S	P	ERA	WHIP
Ray Burris, R ERA: 2.56	(1, 1)	7.0		27	6	4	4	1	3	0	0	0	0	1	26	38	5.14	1.286
Woodie Fryman, L ERA: 27.0	(8, 1)	0.1	L	3	2	1	1	0	0	0	0	0	0	1	3	3	27.00	6.000
Jeff Reardon, R ERA: 2.79	(8, 1)	1.2		7	2	1	1	0	1	1	0	0	0	0	5	13	5.40	1.800

PITCHER	IP	WLS	BF	H	R	ER	SO	BB	IBB	HBP	BLK	WP	HR	S	P	ERA	WHIP

TOP

Atlanta Braves @ Montreal Expos

Olympic Stadium, Montreal, QB

Mon Jul 11 1983, 7:05 PM EDT

Att. 27,338 - Unknown

livebaseballscorecards.com

AB	31
R	6
H	10
RBI	6
BB	5
SO	1
LOB	11

WP: 0	PA: 37
PB: 0	
SB: 0	
CS: 1	

Atlanta Braves @ Montreal Expos

Olympic Stadium, Montreal, QB

Mon Jul 11 1983, 7:05 PM EDT

Att. 27,338 - Unknown

BOTTOM

livebaseballscorecards.com

Batter	1	2	3	4	5	6	7	8	9	AB	R	H	RBI	BB	SO	LOB
Tim Raines, S (1, 7) OBP: 0.378, SLG: 0.423	S S S 0-3 ① K	B B B B 4-0 1-2 BB		B B B 4-0 G5-3 BB	B B B 4-0 1-2 2-3 BB			S S S 0-3 ① K		2	0	0	0	3	2	0
Chris Speier, R (1, 6) OBP: 0.359, SLG: 0.341	x 0-0 2B 1B	x 0-0 ② F3		B B B 4-0 G5-3 1-2 1B BB	x 0-0 ③ F8			x 0-0 1B		4	2	2	0	1	0	6
Andre Dawson, R (1, 8) OBP: 0.332, SLG: 0.572	x 0-0 ② F4	x 0-0 ③ 4-3		x 0-0 ① ② G5-3 1-2 2-3f		x 0-0 ① F7		x 0-0 ② F3		5	0	0	0	0	0	7
Al Oliver, L (1, 3) OBP: 0.370, SLG: 0.457	x 0-0 1-H 2B		B B B B 4-0 FC5-4 BB	x 0-0 2-H 1B		x 0-0 ② F6		S S S 0-3 ③ K		4	0	2	2	1	1	1
Gary Carter, R (1, 2) OBP: 0.331, SLG: 0.438	B B B B 4-0 BB	x 0-0 ① FC5-4 1-2f HR	x 0-0 ③ F2		x 0-0 F5				S S S 0-3 ① K	4	1	0	0	1	1	2
Tim Wallach, R (1, 5) OBP: 0.346, SLG: 0.447	x 0-0 ③ F5	x 0-0 1-H HR		x 0-0 1B FC1 2B	B B B B 4-0 G6-4-3 BB			x 0-0 ② F7		4	1	2	2	1	0	2
Jim Wohlford, R (1, 9) Warren Cromartie, L (9, PH) OBP: 0.362, SLG: 0.392		x 0-0 1B F1-3 1B	x 0-0 1B	x 0-0 FC1-5 FC1 2-3 1B	x 0-0 ① ② G6-4-3 1-2f			S S S 0-3 ③ K		4 1	0 0	3 0	0 0	0 0	0 1	1 0
Doug Flynn, R (1, 4) OBP: 0.245, SLG: 0.280		x 0-0 ① F1-3 1-2	x 0-0 ② F7	x 0-0 ① FC1 BB FC1-5 1-2 3-H	x 0-0 WP 1B					4	0	1	0	0	0	4
Ray Burris, R (1, 1) Woodie Fryman, R (8, 1) Jeff Reardon, R (8, 1) OBP: 0.143, SLG: 0.143		x 0-0 BB 2-3 1B	x 0-0 ③ 6-3	x 0-0 ② FC1-5 BB 1-2 2-3f	S S S 0-3 ③ K 1-2					4 0 0	0 0 0	1 0 0	0 0 0	0 0 0	1 0 0	4 0 0
Inning Stats	R: 1 E: 0 K: 1 S: 7 H: 2 LOB: 2 BB: 1 P: 11	R: 0 E: 0 K: 0 S: 5 H: 2 LOB: 3 BB: 1 P: 9	R: 2 E: 0 K: 0 S: 5 H: 2 LOB: 1 BB: 1 P: 9	R: 1 E: 0 K: 0 S: 3 H: 1 LOB: 1 BB: 2 P: 11	R: 0 E: 0 K: 0 S: 5 H: 2 LOB: 3 BB: 1 P: 9	R: 0 E: 0 K: 0 S: 3 H: 0 LOB: 0 BB: 0 P: 3	R: 0 E: 0 K: 1 S: 5 H: 1 LOB: 1 BB: 1 P: 9	R: 0 E: 0 K: 2 S: 8 H: 1 LOB: 1 BB: 0 P: 8	R: 0 E: 0 K: 2 S: 7 H: 0 LOB: 0 BB: 0 P: 7	1B: 8 2B: 2 3B: 0 HR: 1	SF: 0 SAC: 0 DP: 2 HBP: 0					

	AB	36
	R	4
	H	11
	RBI	4
	BB	7
	SO	6
	LOB	27

PITCHER		IP	WLS	BF	H	R	ER	SO	BB	IBB	HBP	BLK	WP	HR	S	P	ERA	WHIP
Pete Falcone, L ERA: 2.97	(1, 1)	3.0		20	6	4	4	1	5	0	0	0	0	1	17	37	12.00	3.667
Rick Camp, R ERA: 3.88	(4, 1)	4.0	W	16	4	0	0	1	2	0	0	0	1	0	16	24	0.00	1.500
Steve Bedrosian, R ERA: 2.74	(8, 1)	2.0	S	7	1	0	0	4	0	0	0	0	0	0	15	15	0.00	0.500

PITCHER	IP	WLS	BF	H	R	ER	SO	BB	IBB	HBP	BLK	WP	HR	S	P	ERA	WHIP

Montreal Expos @ Houston Astros

Astrodome, Houston, TX

Tue Jul 12 1983, 8:05 PM EDT

Att. 17,027 - Dome

TOP

livebaseballscorecards.com

Batter	1	2	3	4	5	6	7	8	9	AB	R	H	RBI	BB	SO	LOB
Tim Raines, S (1, 7) OBP: 0.381, SLG: 0.425	BB, 1B		BB, 1B	1B, 1B 1-3 2-H	G3			G3		1	1	1	0	1	0	0
Terry Crowley, L (4, PH) OBP: 0.526, SLG: 0.308										1	1	1	0	0	0	0
Randy Lerch, L (4, 1) OBP: 0.300, SLG: 0.333										1	0	0	0	0	0	1
Bryn Smith, R (5, 1) OBP: 0.250, SLG: 0.250										0	0	0	0	0	0	0
Woodie Fryman, R (5, 1)										0	0	0	0	0	0	0
Bryan Little, S (7, 4) OBP: 0.336, SLG: 0.320										1	0	0	0	0	0	0
Chris Speier, R (1, 6) OBP: 0.360, SLG: 0.339	BBBB 1-2 1B, 1B, BB		SSS K 1-2	1B, 1B 1-2 3-H		F9		F7		4	2	1	1	1	1	1
Andre Dawson, R (1, 8) OBP: 0.336, SLG: 0.572	SSS K		E 2-H 1B	BB, 1B 1-2 2-3		F8, S 1B			SSS K	5	0	3	1	0	2	1
Al Oliver, L (1, 3) OBP: 0.374, SLG: 0.458	1B 1-2 1B		BBBB 1-2 BB	BB 1-2 2-H 3-H 1B		F8 1-3			SSS K	4	0	2	2	1	1	1
Gary Carter, R (1, 2) OBP: 0.332, SLG: 0.435	1-2 2-H 1B		F9	BBBB 1-2 2-3 BB		5-3			SSS K	4	0	1	1	1	1	3
Warren Cromartie, L (1, 9) OBP: 0.356, SLG: 0.385	SSS K		4-3	SSS K			F6			4	0	0	0	0	2	7
Tim Wallach, R (1, 5) OBP: 0.345, SLG: 0.445		6-3		5-3	6-3, SH3-4 1B		6-3			4	0	1	0	0	0	0
Doug Flynn, R (1, 4) OBP: 0.242, SLG: 0.276		F6-3		SSS K 1B, 1B	SH3-4 1-2		F1-3			3	0	0	0	0	1	0
Bob James, R (7, 1)										0	0	0	0	0	0	0
Chris Welsh, L (1, 1) OBP: 0.278, SLG: 0.235		4-3		1B, 1B 1-2	6-3 2-3			5-3		1	0	0	0	0	0	0
Terry Francona, L (4, PH) OBP: 0.233, SLG: 0.265										3	1	1	0	0	0	1
(4, 7)																

Inning Stats	1	2	3	4	5	6	7	8	9
R	1	0	1	3	0	0	0	0	0
H	3	0	1	5	1	1	0	0	0
E	0	0	1	0	0	0	0	0	0
LOB	2	0	2	3	1	0	0	0	0
K	2	0	1	2	0	0	3	3	3
BB	1	0	2	1	0	0	0	0	0
S	9	3	6	12	4	4	3	3	9
P	13	3	14	16	4	4	3	3	9

1B	11
2B	0
3B	0
HR	0
SF	0
SAC	1
DP	0
HBP	0
WP	1
PB	0
SB	2
CS	0
PA	41

AB	36
R	5
H	11
RBI	5
BB	4
SO	8
LOB	15

PITCHER	IP	WLS	BF	H	R	ER	SO	BB	IBB	HBP	BLK	WP	HR	S	P	ERA	WHIP
Mike Scott, R (1, 1) ERA: 3.56	3.2		21	8	5	5	4	3	0	0	0	1	0	26	38	12.27	3.000
Vern Ruhle, R (4, 1) ERA: 4.92	1.1	W	7	2	0	0	1	1	0	0	0	0	0	8	12	0.00	2.250
Dave Smith, R (6, 1) ERA: 3.33	4.0	S	13	1	0	0	3	0	0	0	0	0	0	19	19	0.00	0.250

PITCHER	IP	WLS	BF	H	R	ER	SO	BB	IBB	HBP	BLK	WP	HR	S	P	ERA	WHIP

BOTTOM

Montreal Expos @ Houston Astros

Astrodome, Houston, TX

Tue Jul 12 1983, 8:05 PM EDT

Att. 17,027 - Dome

Batter	1	2	3	4	5	6	7	8	9	AB	R	H	RBI	BB	SO	LOB
Omar Moreno, L (1, 8) OBP: 0.281, SLG: 0.320	F9		G3	K	K			K		3	0	0	0	0	1	0
Tim Tolman, R (5, PH) OBP: 0.280, SLG: 0.524										1	0	0	0	0	1	2
Dave Smith, R (6, 1)										1	0	0	0	0	1	1
Terry Puhl, L (1, 9) OBP: 0.352, SLG: 0.423	1B		F8		1B 2B	1-3		FC1-5-6 E S 1-3		5	1	2	0	0	0	1
Dickie Thon, R (1, 6) OBP: 0.361, SLG: 0.488	F8		HBP E BB		WP 1B 1B 2-3 1B	F8		F3 1-3		4	2	1	0	1	0	2
Phil Garner, R (1, 5) OBP: 0.334, SLG: 0.381	F9		E HBP 1-2		1B WP 1B 1-2 3-H 1B	6-3				3	2	1	1	0	0	1
Jose Cruz, L (1, 7) OBP: 0.393, SLG: 0.461		E 5-3 1B	E3 2B 1-H 2-H		SH5-4 1B 1-3 2-H 1B		1-3			4	2	2	1	0	0	0
Ray Knight, R (1, 3) OBP: 0.382, SLG: 0.494		5-3 1-2	2B 3-H		1B SH5-4 1-2 3-H 1B		4-3			4	0	2	2	0	0	1
Bill Doran, S (1, 4) OBP: 0.357, SLG: 0.346		6-3	F4-3		SH5-4 1-2 2-3		PB 1B			3	0	1	0	0	0	2
George Bjorkman, R (1, 2) OBP: 0.250, SLG: 0.250		E5 2-3		5-3	2-3 3-H 1B		K 1-2			4	0	1	1	0	1	2
Mike Scott, R (1, 1) OBP: 0.083, SLG: 0.083		F6		K	K			FC1-5-6 S 1B		1	0	0	0	0	0	2
Vern Ruhle, R (4, 1) OBP: 0.214, SLG: 0.083										1	0	0	0	0	1	0
Tony Scott, S (5, PH) (6, 8) OBP: 0.243, SLG: 0.295										2	0	1	0	0	1	2
Inning Stats	R: 0 E: 0 K: 0 S: 4 H: 1 LOB: 1 BB: 0 P: 4	R: 0 E: 1 K: 0 S: 5 H: 1 LOB: 2 BB: 0 P: 5	R: 3 E: 1 K: 0 S: 5 H: 1 LOB: 1 BB: 1 P: 10	R: 0 E: 0 K: 2 S: 7 H: 0 LOB: 0 BB: 0 P: 7	R: 4 E: 0 K: 2 S: 13 H: 6 LOB: 2 BB: 0 P: 13	R: 0 E: 0 K: 0 S: 3 H: 0 LOB: 0 BB: 0 P: 3	R: 0 E: 0 K: 1 S: 6 H: 1 LOB: 1 BB: 0 P: 6	R: 0 E: 0 K: 1 S: 6 H: 1 LOB: 1 BB: 0 P: 6		1B: 9 2B: 2 3B: 0 HR: 0 SF: 0 SAC: 1 DP: 0 HBP: 1						

livebaseballscorecards.com

AB	36
R	7
H	11
RBI	5
BB	1
SO	6
LOB	16

WP: 1 PB: 1 SB: 2 CS: 0 PA: 39

PITCHER		IP	WLS	BF	H	R	ER	SO	BB	IBB	HBP	BLK	WP	HR	S	P	ERA	WHIP
Chris Welsh, L ERA: 4.89	(1, 1)	3.0		16	3	3	0	0	1	0	1	0	0	0	14	19	0.00	1.333
Randy Lerch, L ERA: 6.57	(4, 1)	1.0	L	7	4	4	4	2	0	0	0	0	1	0	11	11	36.00	4.000
Bryn Smith, R ERA: 2.41	(5, 1)	0.2		4	2	0	0	1	0	0	0	0	0	0	6	6	0.00	3.000
Woodie Fryman, L ERA: 9.0	(5, 1)	1.1		4	0	0	0	1	0	0	0	0	0	0	6	6	0.00	0.000
Bob James, R ERA: 7.5	(7, 1)	2.0		8	2	0	0	2	0	0	0	0	0	0	12	12	0.00	1.000

PITCHER	IP	WLS	BF	H	R	ER	SO	BB	IBB	HBP	BLK	WP	HR	S	P	ERA	WHIP

Batter	1	2	3	4	5	6	7	8	9	AB	R	H	RBI	BB	SO	LOB
Bryan Little, S (1, 4) OBP: 0.335, SLG: 0.318	x 0-0 FC6-4 1B		x 0-0 ① ② G3-6 1-2f			S S S 0-3 ① K		x 0-0 ① F8		4	0	1	0	0	1	2
Terry Francona, L (1, 7) OBP: 0.225, SLG: 0.256	x 0-0 ① FC6-4 G6-4-3 1-2f		S S S 0-3 ③ K			x 0-0 ② 1-3		x 0-0 ② F8		4	0	0	0	0	1	2
Andre Dawson, R (1, 8) OBP: 0.335, SLG: 0.577	x 0-0 ② ③ G6-4-3 1-2f			S S S 0-3 ① K		x 0-0 HR		x 0-0 ③ FC5-4 1-2f		4	1	1	1	0	1	2
Al Oliver, L (1, 3) OBP: 0.369, SLG: 0.452		S S S 0-3 ① K		x 0-0 ② F8		x 0-0 ③ F8			x 0-0 ① 6-3	4	0	0	0	0	1	0
Gary Carter, R (1, 2) OBP: 0.331, SLG: 0.436		x 0-0 ② F7		x 0-0 ③ F8			x 0-0 ① F8		x 0-0 1B 1B 2B	4	1	1	0	0	0	0
Warren Cromartie, L (1, 9) OBP: 0.358, SLG: 0.382		B B B B 4-0 BB			x 0-0 ① 4-3		B B B B 4-0 BB		x 0-0 ② 6-3	2	0	0	0	2	0	1
Tim Wallach, R (1, 5) OBP: 0.346, SLG: 0.455		x 0-0 ③ F4			x 0-0 HR		x 0-0 ② F4		x 0-0 2-3 1B	4	1	2	1	0	0	2
Chris Speier, R (1, 6) OBP: 0.363, SLG: 0.354			x 0-0 1B 3B		S S S 0-3 ② K		x 0-0 ③ F8		x 0-0 1-2 3-H 1B	4	1	2	1	0	1	1
Charlie Lea, R (1, 1) OBP: 0.125, SLG: 0.103 Bryn Smith, R (3, 1) OBP: 0.200, SLG: 0.200 Terry Crowley, L (8, PH) OBP: 0.550, SLG: 0.308 Dan Schatzeder, L (8, 1) OBP: 0.167, SLG: 0.167 Jim Wohlford, R (9, PH) OBP: 0.298, SLG: 0.386			x 0-0 3-H G3-6 1B		x 0-0 ③ 1-3			B B B B 4-0 FC5-4 BB	S S S 0-3 ③ K	1 1 0 0 1	0 0 0 0 0	1 0 0 0 0	1 0 0 0 0	0 0 0 0 0	0 0 1 0 1	0 0 0 0 2
Inning Stats	R: 0 E: 0 K: 0 S: 3 H: 1 LOB: 0 BB: 0 P: 3	R: 0 E: 0 K: 1 S: 5 H: 0 LOB: 1 BB: 1 P: 9	R: 1 E: 0 K: 1 S: 6 H: 2 LOB: 0 BB: 0 P: 6	R: 0 E: 0 K: 1 S: 5 H: 0 LOB: 0 BB: 0 P: 5	R: 1 E: 0 K: 1 S: 6 H: 1 LOB: 0 BB: 0 P: 6	R: 1 E: 0 K: 1 S: 6 H: 1 LOB: 0 BB: 0 P: 6	R: 0 E: 0 K: 0 S: 3 H: 0 LOB: 1 BB: 1 P: 7	R: 0 E: 0 K: 0 S: 3 H: 0 LOB: 1 BB: 1 P: 7	R: 1 E: 0 K: 1 S: 8 H: 3 LOB: 2 BB: 0 P: 8	1B: 4 2B: 1 3B: 1 HR: 2 SF: 0 SAC: 0 DP: 2 HBP: 0						

PITCHER	IP	WLS	BF	H	R	ER	SO	BB	IBB	HBP	BLK	WP	HR	S	P	ERA	WHIP
Nolan Ryan, R (1, 1) ERA: 2.09	8.0	W	30	5	3	3	5	3	0	0	0	0	2	37	49	3.38	1.000
Bill Dawley, R (9, 1) ERA: 2.54	1.0		6	3	1	1	1	0	0	0	0	0	0	8	8	9.00	3.000

PITCHER	IP	WLS	BF	H	R	ER	SO	BB	IBB	HBP	BLK	WP	HR	S	P	ERA	WHIP

Montreal Expos @ Houston Astros

Astrodome, Houston, TX

Wed Jul 13 1983, 8:05 PM EDT

Att. 28,905 - Dome

TOP

livebaseballscorecards.com

AB	33
R	4
H	8
RBI	4
BB	3
SO	6
LOB	12

1B: 4 SF: 0 WP: 0 PA: 36
2B: 1 SAC: 0 PB: 0
3B: 1 DP: 2 SB: 0
HR: 2 HBP: 0 CS: 0

Montreal Expos @ Houston Astros

Astrodome, Houston, TX

Wed Jul 13 1983, 8:05 PM EDT

Att. 28,905 - Dome

BOTTOM

Batter	1	2	3	4	5	6	7	8	9	AB	R	H	RBI	BB	SO	LOB
Omar Moreno, L (1, 8) OBP: 0.283, SLG: 0.319	0-0 CS 1B		4-0 BB 1B FC4-6 BB	0-0 L3		0-0 4-3		0-0 G3		4	1	1	0	1	0	0
Terry Puhl, L (1, 9) OBP: 0.353, SLG: 0.422	0-0 4-3 BLK 1-2 1B		0-0 FC4-6 BB 1-2 3B 1B	0-0 3-1		0-0 1-3		0-0 F9		5	1	2	0	0	0	0
Dickie Thon, R (1, 6) OBP: 0.359, SLG: 0.482	0-0 4-3 1-3		4-0 FC4-6 1-2 2-3 BB	0-0 F3		0-3 K		0-0 6-3		4	0	0	0	1	1	1
Phil Garner, R (1, 5) OBP: 0.331, SLG: 0.376	0-0 F5		0-0 FC4-6 3B 1-2f 2-3 3-H		0-0 E3 BLK 1B		0-3 K			4	2	0	1	0	1	3
Jose Cruz, L (1, 7) OBP: 0.391, SLG: 0.464		0-3 K	0-0 1B 1-H 3-H 3B		0-0 F9		0-0 3-1			4	1	1	2	0	1	1
Ray Knight, R (1, 3) OBP: 0.390, SLG: 0.502 Denny Walling, L (7, PR) OBP: 0.245, SLG: 0.239 (8, 3)		4-0 FC4 BB	0-0 1B SH1-3 3-H 1B		4-0 1B 1-2 BB		0-0 1B HR 2B			2 0	1 1	2 0	1 0	2 0	0 0	0 0
Bill Doran, S (1, 4) OBP: 0.359, SLG: 0.348		0-0 FC4 S 1-2f	0-0 SH1-3 1-3 1B		0-3 K		0-0 HR 2-3 1B			4	1	2	0	0	1	3
George Bjorkman, R (1, 2) OBP: 0.455, SLG: 0.700		4-0 1-2 IBB	0-0 SH1-3 1-3 3-H		0-0 1-3 2-H 1B		0-0 1-H 3-H HR			2	1	2	5	1	0	0
Nolan Ryan, R (1, 1) OBP: 0.061, SLG: 0.031 Bill Dawley, R (9, 1) OBP: 0.333, SLG: 0.333		0-0 4-3	0-3 K		0-3 K		0-0 5-3			4 0	0 0	0 0	0 0	0 0	2 0	6 0
Inning Stats	R: 0 E: 0 K: 0 S: 4 H: 2 LOB: 1 BB: 0 P: 4	R: 0 E: 0 K: 1 S: 5 H: 0 LOB: 2 BB: 2 P: 13	R: 5 E: 0 K: 1 S: 9 H: 4 LOB: 1 BB: 2 P: 17	R: 0 E: 0 K: 0 S: 3 H: 0 LOB: 0 BB: 0 P: 3	R: 1 E: 1 K: 2 S: 9 H: 1 LOB: 2 BB: 1 P: 13	R: 0 E: 0 K: 1 S: 5 H: 0 LOB: 0 BB: 0 P: 5	R: 3 E: 0 K: 1 S: 8 H: 3 LOB: 1 BB: 0 P: 8	R: 0 E: 0 K: 0 S: 3 H: 0 LOB: 0 BB: 0 P: 3		1B: 7 2B: 1 3B: 1 HR: 1	SF: 0 SAC: 1 DP: 0 HBP: 0					

livebaseballscorecards.com

AB	33
R	9
H	10
RBI	9
BB	5
SO	6
LOB	14

PITCHER	IP	WLS	BF	H	R	ER	SO	BB	IBB	HBP	BLK	WP	HR	S	P	ERA	WHIP
Charlie Lea, R (1, 1) ERA: 3.38	2.1	L	16	6	5	5	1	3	1	0	1	0	0	14	30	19.29	3.857
Bryn Smith, R (3, 1) ERA: 2.67	4.2		20	4	4	3	5	1	0	0	1	0	1	29	33	5.79	1.071
Dan Schatzeder, L (8, 1) ERA: 2.2	1.0		3	0	0	0	0	0	0	0	0	0	0	3	3	0.00	0.000

PITCHER	IP	WLS	BF	H	R	ER	SO	BB	IBB	HBP	BLK	WP	HR	S	P	ERA	WHIP

Batter	1	2	3	4	5	6	7	8	9	AB	R	H	RBI	BB	SO	LOB
Warren Cromartie, L (1, 9) OBP: 0.353, SLG: 0.376	F9			4-3		F7			F7	4	0	0	0	0	0	0
Chris Speier, R (1, 6) OBP: 0.361, SLG: 0.352	6-3			1B		F7			F7	4	0	1	0	0	0	0
Andre Dawson, R (1, 8) OBP: 0.332, SLG: 0.572	6-3			F7			F6			3	0	0	0	0	0	1
Al Oliver, L (1, 3) OBP: 0.366, SLG: 0.448		4-3		6-3			4-3			3	0	0	0	0	0	1
Gary Carter, R (1, 2) OBP: 0.331, SLG: 0.435		F9			G5-4-3 1B 1B		K			3	0	1	0	0	1	0
Tim Wallach, R (1, 5) OBP: 0.346, SLG: 0.454		K			1-2 G5-4-3 1B			6-3		3	0	1	0	0	1	0
Terry Francona, L (1, 7) OBP: 0.220, SLG: 0.250			K2-3		G5-4-3 1-2f 2-3			6-3		3	0	0	0	0	1	2
Doug Flynn, R (1, 4) OBP: 0.238, SLG: 0.273			F6		F6-3			F6-3		3	0	0	0	0	0	1
Steve Rogers, R (1, 1) OBP: 0.167, SLG: 0.149			6-3			1-3			F9	2	0	0	0	0	0	0
Terry Crowley, L (9, PH) OBP: 0.524, SLG: 0.286										1	0	0	0	0	0	0

Montreal Expos @ Houston Astros

Astrodome, Houston, TX

Thu Jul 14 1983, 8:05 PM EDT

Att. 20,568 - Dome

TOP

livebaseballscorecards.com

AB	29
R	0
H	3
RBI	0
BB	0
SO	3
LOB	5

Inning Stats	1	2	3	4	5	6	7	8	9	1B	SF	WP	PA
R	0	0	0	0	0	0	0	0	0	3	0	0	29
E	0	0	0	0	0	0	0	0	0	2B 0	SAC 0	PB 0	
K	0	1	1	0	0	0	1	0	0	3B 0	DP 1	SB 0	
S	3	5	5	4	4	3	5	3	3	HR 0	HBP 0	CS 0	
H	0	0	0	1	2	0	0	0	0				
LOB	0	0	0	0	1	0	0	0	0				
BB	0	0	0	0	0	0	0	0	0				
P	3	5	5	4	4	3	5	3	3				

PITCHER	IP	WLS	BF	H	R	ER	SO	BB	IBB	HBP	BLK	WP	HR	S	P	ERA	WHIP
Joe Niekro, R (1, 1) ERA: 3.44	9.0	W	29	3	0	0	3	0	0	0	0	0	0	35	35	0.00	0.333

Batter	1	2	3	4	5	6	7	8	9	AB	R	H	RBI	BB	SO	LOB
Omar Moreno, L (1, 8) OBP: 0.282, SLG: 0.324	S S S 0-3 ① K			x 0-0 ③ 2B 3B	x 0-0 ③ G3		x 0-0 ③ F8			4	1	1	0	0	1	1
Terry Puhl, L (1, 9) OBP: 0.356, SLG: 0.433	x 0-0 ② G3			x 0-0 1B FC6-4 2B 3-H		x 0-0 1B FC 2B		x 0-0 ① F6		4	2	2	1	0	0	0
Dickie Thon, R (1, 6) OBP: 0.361, SLG: 0.483	x 0-0 ③ 6-3			x 0-0 FC6-4 2-3 1B		x 0-0 F9 FC 2-3 1B		x 0-0 ② 5-3		4	0	2	0	0	0	0
Phil Garner, R (1, 5) OBP: 0.327, SLG: 0.371		x 0-0 ① F4-3		x 0-0 ① FC6-4 FC6-4 1-2f 3-H		x 0-0 FC 1-2 3-H		x 0-0 ③ F9		4	0	0	2	0	0	2
Jose Cruz, L (1, 7) OBP: 0.388, SLG: 0.460		x 0-0 ② F7		x 0-0 ② F5		S S S 0-3 ① K				3	0	0	0	0	1	3
Ray Knight, R (1, 3) OBP: 0.386, SLG: 0.496		x 0-0 ③ 5-3		x 0-0 ③ FC6-4 1-2f		x 0-0 ② F9 2-3				3	0	0	0	0	0	3
Bill Doran, S (1, 4) OBP: 0.359, SLG: 0.346 Craig Reynolds, L (8, 4) OBP: 0.267, SLG: 0.295			B B B B 4-0 F4-6-3 BB		x 0-0 ① 3-1	S S S 0-3 ③ K				2 0	0 0	0 0	0 0	1 0	1 0	2 0
George Bjorkman, R (1, 2) OBP: 0.429, SLG: 0.615			x 0-0 ① ② F4-6-3 1-2		x 0-0 SH3-4 1B		x 0-0 ① F8			3	0	1	0	0	0	1
Joe Niekro, R (1, 1) OBP: 0.087, SLG: 0.109			x 0-0 ③ F9		x 0-0 ② SH3-4 1-2		x 0-0 ② 5-3			2	0	0	0	0	0	0

BOTTOM

Montreal Expos @ Houston Astros
Astrodome, Houston, TX
Thu Jul 14 1983, 8:05 PM EDT
Att. 20,568 - Dome

livebaseballscorecards.com

	AB	R	H	RBI	BB	SO	LOB
	29	3	6	3	1	3	12

Inning Stats	1	2	3	4	5	6	7	8	9
	R: 0 E: 0 K: 1 S: 5	H: 0 LOB: 0 BB: 0 P: 5	R: 0 E: 0 K: 0 S: 3	H: 0 LOB: 0 BB: 0 P: 3	R: 0 E: 0 K: 0 S: 2	H: 0 LOB: 0 BB: 1 P: 6	R: 2 E: 0 K: 0 S: 6	H: 3 LOB: 1 BB: 0 P: 6	R: 0 E: 0 K: 0 S: 4	H: 1 LOB: 1 BB: 0 P: 4	R: 1 E: 0 K: 2 S: 10	H: 2 LOB: 2 BB: 0 P: 10	R: 0 E: 0 K: 0 S: 3	H: 0 LOB: 0 BB: 0 P: 3	R: 0 E: 0 K: 0 S: 3	H: 0 LOB: 0 BB: 0 P: 3

	1B: 3	SF: 0	WP: 0	PA: 31
	2B: 2	SAC: 1	PB: 0	
	3B: 1	DP: 1	SB: 0	
	HR: 0	HBP: 0	CS: 0	

PITCHER	IP	WLS	BF	H	R	ER	SO	BB	IBB	HBP	BLK	WP	HR	S	P	ERA	WHIP
Steve Rogers, R (1, 1) ERA: 2.96	8.0	L	31	6	3	3	3	1	0	0	0	0	0	36	40	3.38	0.875

PITCHER	IP	WLS	BF	H	R	ER	SO	BB	IBB	HBP	BLK	WP	HR	S	P	ERA	WHIP

Montreal Expos @ Atlanta Braves

Atlanta-Fulton County Stadium, Atlanta, GA

Fri Jul 15 1983, 7:05 PM EDT

Att. 38,729 - Unknown

TOP

livebaseballscorecards.com

Batter	1	2	3	4	5	6	7	8	9	AB	R	H	RBI	BB	SO	LOB
Warren Cromartie, L (1, 9) OBP: 0.355, SLG: 0.382	G1-4-3 1B		F7 ②			F8 ①	1-3 2B			4	0	2	0	0	0	0
Chris Speier, R (1, 6) OBP: 0.363, SLG: 0.355	G1-4-3 ①② 1-2f		1B			1B 1B SF9 1B	G1 ③			4	1	2	0	0	0	3
Andre Dawson, R (1, 8) OBP: 0.332, SLG: 0.569	F6 ③		4-3 ③			SF9 1B 1-2 1B		6-3 ①		4	0	1	0	0	0	1
Al Oliver, L (1, 3) OBP: 0.368, SLG: 0.447		BBBB 4-0 F9 S 1B BB		F7 ①		1-2 2-3 1B		4-3 ②		3	1	1	0	1	0	0
Gary Carter, R (1, 2) OBP: 0.330, SLG: 0.432		BBBBB 4-0 1B 1-2 BB		F4 ②		SF9 ② 2-3 3-H		6-3 ③		2	0	0	1	1	0	0
Tim Wallach, R (1, 5) OBP: 0.345, SLG: 0.460		F9 ① 2-3		SSS K2-3 ③		SSS K ③			HR	4	1	1	1	0	2	4
Mike Vail, R (1, 7) OBP: 0.281, SLG: 0.377		F4-6-3 1-2 3-H 1B			5-3 ①		1B 2B		G4-6-3 1B	4	0	3	1	0	0	0
Doug Flynn, R (1, 4) OBP: 0.239, SLG: 0.272		F4-6-3 ②③ 1-2			F4 ②		2B 2-H 1B ①		F8 ①	4	0	1	0	0	0	3
Bill Gullickson, R (1, 1) OBP: 0.071, SLG: 0.050 Dan Schatzeder, L (6, 1) OBP: 0.167, SLG: 0.167 Terry Francona, L (7, PH) OBP: 0.218, SLG: 0.248 Bob James, R (7, 1) Woodie Fryman, R (8, 1) Terry Crowley, L (9, PH) OBP: 0.500, SLG: 0.267			6-3 ①		F7 ③		F8 ②		G4-6-3 ②③ 1-2f	2 0 1 0 0 1	0 0 0 0 0 0	0 0 0 0 0 1	0 0 1 0 0 0	0 0 0 0 0 1	0 0 0 0 0 0	0 0 1 0 0 1
Inning Stats	R: 0 E: 0 K: 0 S: 3 H: 1 LOB: 0 BB: 0 P: 3	R: 1 E: 0 K: 0 S: 3 H: 1 LOB: 1 BB: 2 P: 11	R: 0 E: 0 K: 0 S: 4 H: 1 LOB: 1 BB: 0 P: 4	R: 0 E: 0 K: 1 S: 5 H: 0 LOB: 0 BB: 0 P: 5	R: 0 E: 0 K: 0 S: 3 H: 0 LOB: 0 BB: 0 P: 3	R: 1 E: 0 K: 1 S: 8 H: 3 LOB: 2 BB: 0 P: 8	R: 0 E: 0 K: 0 S: 5 H: 3 LOB: 2 BB: 0 P: 5	R: 0 E: 0 K: 0 S: 3 H: 0 LOB: 0 BB: 0 P: 3	R: 1 E: 0 K: 0 S: 4 H: 2 LOB: 0 BB: 0 P: 4	1B: 8 2B: 2 3B: 0 HR: 1	SF: 1 SAC: 0 DP: 3 HBP: 0						

	AB	33
	R	3
	H	11
	RBI	3
	BB	2
	SO	2
	LOB	13

WP: 0 PB: 0 SB: 1 CS: 0 PA: 36

PITCHER	IP	WLS	BF	H	R	ER	SO	BB	IBB	HBP	BLK	WP	HR	S	P	ERA	WHIP
Phil Niekro, R (1, 1) ERA: 4.45	6.0	W	24	6	2	2	2	2	0	0	0	0	0	26	34	3.00	1.333
Rick Camp, R (7, 1) ERA: 3.86	0.2		4	3	0	0	0	0	0	0	0	0	0	4	4	0.00	4.500
Donnie Moore, R (7, 1) ERA: 3.68	2.1	S	8	2	1	1	0	0	0	0	0	0	1	8	8	3.86	0.857

PITCHER	IP	WLS	BF	H	R	ER	SO	BB	IBB	HBP	BLK	WP	HR	S	P	ERA	WHIP

Montreal Expos @ Atlanta Braves

Atlanta-Fulton County Stadium, Atlanta, GA

Fri Jul 15 1983, 7:05 PM EDT

Att. 38,729 - Unknown

livebaseballscorecards.com

BOTTOM

Batter	1	2	3	4	5	6	7	8	9	AB	R	H	RBI	BB	SO	LOB
Brett Butler, L (1, 7) OBP: 0.333, SLG: 0.382	F6			6-3		BB, 1B, 1B BB	L5-3 1-2			3	1	0	0	1	0	1
Rafael Ramirez, R (1, 6) OBP: 0.339, SLG: 0.355	K			F4-3		BB 1-2 2-H 1B	K			4	1	1	1	0	2	0
Claudell Washington, L (1, 9) OBP: 0.326, SLG: 0.422	K			1B		K		G3		4	0	1	0	0	2	2
Dale Murphy, R (1, 8) OBP: 0.415, SLG: 0.576		F4-3		1-3		1B, 1B 1-2 2-3 BB		F8, 1B, 1B 1B		3	2	1	0	1	0	1
Chris Chambliss, L (1, 3) OBP: 0.383, SLG: 0.506 Mike Jorgensen, L (8, PR) OBP: 0.289, SLG: 0.333 (9, 3)		K			F4-6-3 BB	1B, 1B 1-3 2-H 3-H 1B		BB, 1B, 1B 1-2 1B		3 0	1 1	2 0	2 0	1 0	1 0	0 0
Glenn Hubbard, R (1, 4) OBP: 0.343, SLG: 0.405		6-3			F4-6-3 1-2	1B E 1-2 3-H 1B		F8 2-3		4	1	1	1	0	0	3
Bruce Benedict, R (1, 2) OBP: 0.367, SLG: 0.340		3-1			F8	E2 1-H 2-H 1B		BB 1B 1-2 3-H 1B		4	1	2	2	0	0	0
Jerry Royster, R (1, 5) OBP: 0.329, SLG: 0.333		6-3				F7 1-3		1B 1-2 2-3 BB		3	0	0	0	1	0	1
Phil Niekro, R (1, 1) OBP: 0.200, SLG: 0.182 Terry Harper, R (6, PH) OBP: 0.350, SLG: 0.410 Rick Camp, R (7, 1) OBP: 0.063, SLG: 0.067 Donnie Moore, L (7, 1) OBP: 0.500, SLG: 0.500		6-3				1B 2B	L5-3 1B	1-3 2-H 3-H 1B		1 1 0 2	0 1 0 0	0 1 0 2	0 0 0 2	0 0 0 0	0 0 0 0	0 0 0 0
Inning Stats	R: 0 E: 0 K: 2 S: 7 H: 0 LOB: 0 BB: 0 P: 7	R: 0 E: 0 K: 1 S: 5 H: 0 LOB: 0 BB: 0 P: 5	R: 0 E: 0 K: 0 S: 3 H: 0 LOB: 0 BB: 0 P: 3	R: 0 E: 0 K: 0 S: 4 H: 1 LOB: 1 BB: 0 P: 4	R: 0 E: 0 K: 0 S: 2 H: 0 LOB: 0 BB: 1 P: 6	R: 6 E: 1 K: 1 S: 10 H: 5 LOB: 1 BB: 2 P: 18	R: 0 E: 0 K: 1 S: 5 H: 1 LOB: 0 BB: 0 P: 5	R: 3 E: 0 K: 0 S: 6 H: 4 LOB: 2 BB: 1 P: 10		1B: 10 2B: 2 3B: 0 HR: 0 SF: 0 SAC: 0 DP: 2 HBP: 0					

	AB	32
	R	9
	H	11
	RBI	8
	BB	4
	SO	5
	LOB	8

WP: 0 PB: 0 SB: 0 CS: 0 PA: 36

PITCHER		IP	WLS	BF	H	R	ER	SO	BB	IBB	HBP	BLK	WP	HR	S	P	ERA	WHIP
Bill Gullickson, R ERA: 4.52	(1, 1)	5.2	L	23	4	5	5	4	3	0	0	0	0	0	28	40	7.94	1.235
Dan Schatzeder, L ERA: 2.18	(6, 1)	0.1		3	2	1	0	0	0	0	0	0	0	0	3	3	0.00	6.000
Bob James, R ERA: 9.39	(7, 1)	1.2		9	4	3	3	1	1	0	0	0	0	0	10	14	16.20	3.000
Woodie Fryman, L ERA: 7.71	(8, 1)	0.1		1	1	0	0	0	0	0	0	0	0	0	1	1	0.00	3.000

PITCHER	IP	WLS	BF	H	R	ER	SO	BB	IBB	HBP	BLK	WP	HR	S	P	ERA	WHIP

Batter	1	2	3	4	5	6	7	8	9	AB	R	H	RBI	BB	SO	LOB
Jim Wohlford, R (1, 9) OBP: 0.311, SLG: 0.410	1-3		1B		1-3 2B		F9			4	0	2	0	0	0	1
Chris Speier, R (1, 6) OBP: 0.356, SLG: 0.349	6-3		E5 1B		SF7 3-H		F9			3	0	0	1	0	0	1
Andre Dawson, R (1, 8) OBP: 0.331, SLG: 0.565	K		1-2 G4-6-3 1B		6-3		F9			4	0	1	0	0	1	2
Al Oliver, L (1, 3) OBP: 0.364, SLG: 0.442		6-3	G4-6-3 1-2f		4-3			F8		4	0	0	0	0	0	3
Gary Carter, R (1, 2) OBP: 0.326, SLG: 0.426		F9		F9		5-3		F9		4	0	0	0	0	0	0
Tim Wallach, R (1, 5) OBP: 0.344, SLG: 0.456		E6 BB 2B		BB		K		K		3	1	0	0	1	2	0
Mike Vail, R (1, 7) OBP: 0.299, SLG: 0.371		BB 1-2 2B		F8		BB			K	1	1	0	0	2	0	1
Warren Cromartie, L (9, PH) OBP: 0.354, SLG: 0.380										1	0	0	0	0	1	0
Doug Flynn, R (1, 4) OBP: 0.240, SLG: 0.277		1-H 2-H 2B		F8		F5-3			K	3	0	1	2	0	0	2
Ray Burris, R (1, 1) OBP: 0.346, SLG: 0.400		K	2B SF7 BB			BB			1-3	1	1	0	0	1	1	1
Bryn Smith, R (6, 1) OBP: 0.200, SLG: 0.200										0	0	0	0	0	0	0
Dan Schatzeder, L (6, 1) OBP: 0.167, SLG: 0.167										0	0	0	0	0	0	0
Bryan Little, S (6, 4) OBP: 0.336, SLG: 0.317										1	0	0	0	1	0	0
Terry Francona, L (9, PH) OBP: 0.216, SLG: 0.246										1	0	0	0	0	1	0
Inning Stats	R: 0 E: 0 K: 1 S: 5 H: 0 LOB: 0 BB: 0 P: 5	R: 2 E: 1 K: 1 S: 7 H: 1 LOB: 1 BB: 1 P: 11	R: 0 E: 1 K: 0 S: 4 H: 2 LOB: 1 BB: 0 P: 4	R: 0 E: 0 K: 0 S: 3 H: 0 LOB: 1 BB: 1 P: 7	R: 1 E: 0 K: 0 S: 4 H: 1 LOB: 1 BB: 1 P: 8	R: 0 E: 0 K: 1 S: 5 H: 0 LOB: 1 BB: 1 P: 9	R: 0 E: 0 K: 0 S: 3 H: 0 LOB: 1 BB: 1 P: 7	R: 0 E: 0 K: 1 S: 5 H: 0 LOB: 0 BB: 0 P: 5	R: 0 E: 0 K: 2 S: 7 H: 0 LOB: 0 BB: 0 P: 7	1B: 2 2B: 2 3B: 0 HR: 0 SF: 1 SAC: 0 DP: 1 HBP: 0						

PITCHER	IP	WLS	BF	H	R	ER	SO	BB	IBB	HBP	BLK	WP	HR	S	P	ERA	WHIP
Pete Falcone, L (1, 1) ERA: 2.86	6.0	W	26	4	3	1	3	4	0	0	0	0	0	28	44	1.50	1.333
Steve Bedrosian, R (7, 1) ERA: 2.83	3.0	S	10	0	0	0	3	1	0	0	0	0	0	15	19	0.00	0.333

PITCHER	IP	WLS	BF	H	R	ER	SO	BB	IBB	HBP	BLK	WP	HR	S	P	ERA	WHIP

TOP

Montreal Expos @ Atlanta Braves

Atlanta-Fulton County Stadium, Atlanta, GA

Sat Jul 16 1983, 7:05 PM EDT

Att. 48,139 - Unknown

livebaseballscorecards.com

AB	30
R	3
H	4
RBI	3
BB	5
SO	6
LOB	11

PA: 36

WP: 0
PB: 0
SB: 0
CS: 0

Montreal Expos @ Atlanta Braves

Atlanta-Fulton County Stadium, Atlanta, GA

Sat Jul 16 1983, 7:05 PM EDT

Att. 48,139 - Unknown

BOTTOM

Batter	1	2	3	4	5	6	7	8	9	AB	R	H	RBI	BB	SO	LOB
Brett Butler, L (1, 7) OBP: 0.335, SLG: 0.394	HR	F9			F3 1B	6-3 2-3 3-H				4	1	2	2	0	0	1
Rafael Ramirez, R (1, 6) OBP: 0.335, SLG: 0.351	F2		F4-3		F3 1-2	F6				4	0	0	0	0	0	2
Claudell Washington, L (1, 9) OBP: 0.325, SLG: 0.419	F5		K		S 1B		4-3			4	0	1	0	0	1	0
Dale Murphy, R (1, 8) OBP: 0.416, SLG: 0.577	1B 2B		BB		F8 1-2		6-3			3	1	1	0	1	0	1
Bob Horner, R (1, 5) OBP: 0.393, SLG: 0.533	2-H 1B		F8			2B 2B BB	F8			3	1	1	1	1	0	1
Chris Chambliss, L (1, 3) OBP: 0.382, SLG: 0.505	K			3-1		1-3 2B 2B		K		4	1	1	0	0	2	1
Glenn Hubbard, R (1, 4) OBP: 0.345, SLG: 0.403		E5 E 1B F4-6-3		CS BB		2B 6-3 BB		5-3		2	2	0	0	2	0	0
Biff Pocoroba, S (1, 2) OBP: 0.355, SLG: 0.429		E9 F4-6-3 1-3 1B		1-2 1B		K		F8		2	0	2	0	0	0	0
Bob Watson, R (6, PH) OBP: 0.423, SLG: 0.522										1	0	0	0	0	1	3
Bruce Benedict, R (7, 2) OBP: 0.366, SLG: 0.339										1	0	0	0	0	0	0
Pete Falcone, L (1, 1) OBP: 0.136, SLG: 0.143		F4-6-3 1-2 3-H		6-3		6-3 1-3 2-H 3-H 2B				2	0	0	0	0	0	2
Jerry Royster, R (6, PH) OBP: 0.333, SLG: 0.345										1	0	1	2	0	0	0
Steve Bedrosian, R (7, 1)										0	0	0	0	0	0	0
Inning Stats	R: 2 E: 0 K: 1 S: 8 H: 3 LOB: 1 BB: 0 P: 8	R: 1 E: 2 K: 0 S: 4 H: 1 LOB: 0 BB: 0 P: 4	R: 0 E: 0 K: 1 S: 5 H: 0 LOB: 1 BB: 1 P: 9	R: 0 E: 0 K: 0 S: 3 H: 1 LOB: 1 BB: 1 P: 7	R: 0 E: 0 K: 0 S: 4 H: 2 LOB: 1 BB: 0 P: 4	R: 3 E: 0 K: 1 S: 7 H: 2 LOB: 1 BB: 2 P: 15	R: 0 E: 0 K: 0 S: 3 H: 0 LOB: 0 BB: 0 P: 3	R: 0 E: 0 K: 1 S: 5 H: 0 LOB: 0 BB: 0 P: 5		1B: 5 2B: 3 3B: 0 HR: 1 SF: 0 SAC: 0 DP: 1 HBP: 0					

livebaseballscorecards.com

AB	31
R	6
H	9
RBI	5
BB	4
SO	4
LOB	11

PITCHER		IP	WLS	BF	H	R	ER	SO	BB	IBB	HBP	BLK	WP	HR	S	P	ERA	WHIP
Ray Burris, R ERA: 2.82	(1, 1)	5.0	L	24	8	5	4	2	3	0	0	0	0	1	25	37	7.20	2.200
Bryn Smith, R ERA: 2.82	(6, 1)	0.0		1	0	0	0	0	1	0	0	0	0	0	0	4	∞	∞
Dan Schatzeder, L ERA: 2.05	(6, 1)	3.0		10	1	1	1	2	0	0	0	0	0	0	14	14	3.00	0.333

PITCHER	IP	WLS	BF	H	R	ER	SO	BB	IBB	HBP	BLK	WP	HR	S	P	ERA	WHIP

Batter	1	2	3	4	5	6	7	8	9	AB	R	H	RBI	BB	SO	LOB
Tim Raines, S (1, 7) OBP: 0.380, SLG: 0.423	F7			HR S 1B		E6 E SF7	F7			4	2	1	0	0	0	2
Chris Speier, R (1, 6) OBP: 0.355, SLG: 0.347	G4-6-3 1B			5-3 1-2		K		6-3		4	0	1	0	0	1	2
Andre Dawson, R (1, 8) OBP: 0.332, SLG: 0.573	G4-6-3 1-2f			HR 2-H		E6 SF7 1B 1-3		F8		4	1	2	2	0	0	1
Al Oliver, L (1, 3) OBP: 0.365, SLG: 0.444		F8		1B		SF7 2-3 3-H		1B		3	0	2	1	0	0	0
Gary Carter, R (1, 2) OBP: 0.322, SLG: 0.420		F9		F9		F7		F8		4	0	0	0	0	0	3
Tim Wallach, R (1, 5) OBP: 0.341, SLG: 0.451		6-3		F5			F9		G3	4	0	0	0	0	0	1
Jim Wohlford, R (1, 9) OBP: 0.308, SLG: 0.400			K		F6		1B		F8	4	0	1	0	0	1	0
Doug Flynn, R (1, 4) OBP: 0.240, SLG: 0.277			F5-3		F1-6-3		1-3 1B		F4-3	4	0	1	0	0	0	0
Greg Bargar, R (1, 1)			6-3		K		K			3	0	0	0	0	2	2
Jeff Reardon, R (8, 1) OBP: 0.143, SLG: 0.143										0	0	0	0	0	0	0
Inning Stats	R: 0 E: 0 K: 0 S: 3 H: 1 LOB: 0 BB: 0 P: 3	R: 0 E: 0 K: 0 S: 3 H: 0 LOB: 0 BB: 0 P: 3	R: 0 E: 0 K: 1 S: 5 H: 0 LOB: 0 BB: 0 P: 5	R: 2 E: 0 K: 0 S: 6 H: 3 LOB: 1 BB: 0 P: 6	R: 0 E: 0 K: 1 S: 5 H: 0 LOB: 0 BB: 0 P: 5	R: 1 E: 2 K: 1 S: 7 H: 1 LOB: 1 BB: 0 P: 7	R: 0 E: 0 K: 1 S: 7 H: 2 LOB: 2 BB: 0 P: 7	R: 0 E: 0 K: 0 S: 4 H: 1 LOB: 1 BB: 0 P: 4	R: 0 E: 0 K: 0 S: 3 H: 0 LOB: 0 BB: 0 P: 3	1B: 7 2B: 0 3B: 0 HR: 1 SF: 1 SAC: 0 DP: 1 HBP: 0	WP: 0 PB: 0 SB: 1 CS: 0 PA: 35					

PITCHER		IP	WLS	BF	H	R	ER	SO	BB	IBB	HBP	BLK	WP	HR	S	P	ERA	WHIP
Ken Dayley, L ERA: 3.86	(1, 1)	6.1	L	26	7	3	2	3	0	0	0	0	0	1	32	32	2.84	1.105
Tony Brizzolara, R ERA:	(7, 1)	0.2		2	0	0	0	1	0	0	0	0	0	0	4	4	0.00	0.000
Rick Camp, R ERA: 3.78	(8, 1)	2.0		7	1	0	0	0	0	0	0	0	0	0	7	7	0.00	0.500

PITCHER	IP	WLS	BF	H	R	ER	SO	BB	IBB	HBP	BLK	WP	HR	S	P	ERA	WHIP

TOP

Montreal Expos @ Atlanta Braves

Atlanta-Fulton County Stadium, Atlanta, GA

Sun Jul 17 1983, 3:33 AM EDT

Att. 24,288 - Unknown

livebaseballscorecards.com

AB	34
R	3
H	8
RBI	3
BB	0
SO	4
LOB	11

Batter	1	2	3	4	5	6	7	8	9	AB	R	H	RBI	BB	SO	LOB
Brett Butler, L (1, 7) OBP: 0.343, SLG: 0.397	F3		BB		1B		1-2 1B		BB E 1-2 BB	3	0	2	0	2	0	0
Rafael Ramirez, R (1, 6) OBP: 0.333, SLG: 0.349	6-3		6-3		1-3 FC4-6 1B		F3		F8	5	0	1	0	0	0	5
Claudell Washington, L (1, 9) OBP: 0.323, SLG: 0.414	F7			6-3	1-2f FC4-6			1B F9 BB	E1 BB 1-2 2-3	4	0	0	0	1	0	4
Dale Murphy, R (1, 8) OBP: 0.416, SLG: 0.572		1-3		1B BB		F9		F9 1-2	1-2 2-3 3-H BB	3	0	0	1	2	0	1
Bob Horner, R (1, 5) OBP: 0.393, SLG: 0.530		F8		1-2 1B		F8		2-3 1B	F8	5	0	2	0	0	0	3
Chris Chambliss, L (1, 3) OBP: 0.380, SLG: 0.505		2B		F7		F8		F8		4	0	1	0	0	0	4
Glenn Hubbard, R (1, 4) OBP: 0.341, SLG: 0.397		F6		F8			F7	F9		4	0	0	0	0	0	5
Bruce Benedict, R (1, 2) OBP: 0.368, SLG: 0.336			F9		F4-3		1B BB		E BB BB BB	2	1	0	0	2	0	0
Ken Dayley, L (1, 1) OBP: 0.188, SLG: 0.071			F9		F4-3		F4		F9	2	0	0	0	0	0	0
Tony Brizzolara, R (7, 1)										0	0	0	0	0	0	0
Mike Jorgensen, L (7, PH) OBP: 0.283, SLG: 0.325										1	0	0	0	0	0	1
Rick Camp, R (8, 1) OBP: 0.063, SLG: 0.067										0	0	0	0	0	0	0
Biff Pocoroba, S (9, PH) OBP: 0.349, SLG: 0.421										1	0	0	0	0	0	1
Inning Stats	R: 0 E: 0 K: 0 S: 3 H: 0 LOB: 0 BB: 0 P: 3	R: 0 E: 0 K: 0 S: 4 H: 1 LOB: 1 BB: 0 P: 4	R: 0 E: 0 K: 0 S: 3 H: 0 LOB: 1 BB: 1 P: 7	R: 0 E: 0 K: 0 S: 4 H: 1 LOB: 2 BB: 1 P: 8	R: 0 E: 0 K: 0 S: 5 H: 2 LOB: 2 BB: 0 P: 5	R: 0 E: 0 K: 0 S: 3 H: 0 LOB: 0 BB: 0 P: 3	R: 0 E: 0 K: 0 S: 4 H: 1 LOB: 2 BB: 1 P: 8	R: 0 E: 0 K: 0 S: 4 H: 1 LOB: 2 BB: 1 P: 8	R: 1 E: 1 K: 0 S: 4 H: 0 LOB: 3 BB: 3 P: 16	1B: 5 2B: 1 3B: 0 HR: 0	SF: 0 SAC: 0 DP: 0 HBP: 0						

PITCHER	IP	WLS	BF	H	R	ER	SO	BB	IBB	HBP	BLK	WP	HR	S	P	ERA	WHIP
Greg Bargar, R (1, 1) ERA:	7.0	W	29	5	0	0	0	3	0	0	0	0	0	26	38	0.00	1.143
Jeff Reardon, R (8, 1) ERA: 2.68	2.0	S	12	1	1	0	0	4	0	0	0	0	0	8	24	0.00	2.500

PITCHER	IP	WLS	BF	H	R	ER	SO	BB	IBB	HBP	BLK	WP	HR	S	P	ERA	WHIP

BOTTOM

Montreal Expos @ Atlanta Braves

Atlanta-Fulton County Stadium, Atlanta, GA

Sun Jul 17 1983, 3:33 AM EDT

Att. 24,288 - Unknown

livebaseballscorecards.com

AB	34
R	1
H	6
RBI	1
BB	7
SO	0
LOB	24

1B: 5 SF: 0 PA: 41
2B: 1 SAC: 0
3B: 0 DP: 0
HR: 0 HBP: 0

WP: 0
PB: 0
SB: 0
CS: 0

Batter	1	2	3	4	5	6	7	8	9	AB	R	H	RBI	BB	SO	LOB
Eddie Milner, L (1, 8) OBP: 0.347, SLG: 0.370	K		L9			SH3-4 1-2		HR	G3	4	1	1	1	0	1	1
Dave Concepcion, R (1, 6) OBP: 0.285, SLG: 0.267	K		6-3			F9		BB 1-3		3	0	0	0	1	1	1
Cesar Cedeno, R (1, 9) OBP: 0.286, SLG: 0.345	5-3			F4-3		K		F8		4	0	0	0	0	1	2
Dan Driessen, L (1, 3) OBP: 0.407, SLG: 0.459		F4-3		F8			2B 2B	1-3 1-2		4	1	1	0	0	0	1
Duane Walker, L (1, 7) OBP: 0.320, SLG: 0.396		3B 1B		F4-3			F4	K		4	1	1	0	0	1	2
Nick Esasky, R (1, 5) OBP: 0.336, SLG: 0.520		1-H FC3-2 3B			F7		F9		SH5-3 1B HBP	3	1	1	1	0	0	1
Ron Oester, S (1, 4) OBP: 0.318, SLG: 0.396		FC3-2 FC6-4 3-H			F7		2B IBB		SH5-3 1-2	2	1	0	0	1	0	1
Dann Bilardello, R (1, 2) OBP: 0.281, SLG: 0.358		FC6-4 1-2f			6-3		1-H 2-H 2B		2-H 1B	4	0	2	3	0	0	1
Joe Price, R (1, 1) OBP: 0.128, SLG: 0.081 Kelly Paris, R (6, PH) OBP: 0.321, SLG: 0.294 Ben Hayes, R (6, 1) Johnny Bench, R (9, PH) OBP: 0.307, SLG: 0.414 Bill Scherrer, L (9, 1) OBP: 0.286, SLG: 0.167 Tom Hume, R (9, 1)			1-3			SH3-4 BB		6-3	L7	1 0 1 1 0 0	0 0 0 0 0 0	0 0 0 0 0 0	0 0 0 0 0 0	0 1 0 0 0 0	0 0 0 0 0 0	0 0 1 1 0 0
Inning Stats	R: 0 E: 0 K: 2 S: 7 H: 0 LOB: 0 BB: 0 P: 7	R: 1 E: 0 K: 0 S: 5 H: 2 LOB: 1 BB: 0 P: 5	R: 0 E: 0 K: 0 S: 3 H: 0 LOB: 0 BB: 0 P: 3	R: 0 E: 0 K: 0 S: 3 H: 0 LOB: 0 BB: 0 P: 3	R: 0 E: 0 K: 0 S: 3 H: 0 LOB: 0 BB: 0 P: 3	R: 0 E: 0 K: 1 S: 5 H: 0 LOB: 1 BB: 1 P: 9	R: 2 E: 0 K: 0 S: 5 H: 2 LOB: 1 BB: 1 P: 9	R: 1 E: 0 K: 1 S: 6 H: 1 LOB: 1 BB: 1 P: 10	R: 1 E: 0 K: 0 S: 4 H: 1 LOB: 1 BB: 0 P: 5	1B: 2 2B: 2 3B: 1 HR: 1 SF: 0 SAC: 2 DP: 0 HBP: 1						

PITCHER	IP	WLS	BF	H	R	ER	SO	BB	IBB	HBP	BLK	WP	HR	S	P	ERA	WHIP
Steve Rogers, R (1, 1) ERA: 3.0	7.0	L	27	4	3	3	3	1	1	0	0	0	0	31	39	3.86	0.714
Dan Schatzeder, L (8, 1) ERA: 2.32	2.0		10	2	2	2	1	1	0	1	0	0	1	10	15	9.00	1.500

PITCHER	IP	WLS	BF	H	R	ER	SO	BB	IBB	HBP	BLK	WP	HR	S	P	ERA	WHIP

TOP

Cincinnati Reds @ Montreal Expos

Olympic Stadium, Montreal, QB

Tue Jul 19 1983, 7:05 PM EDT

Att. 36,229 - Unknown

livebaseballscorecards.com

AB	31
R	5
H	6
RBI	5
BB	3
SO	4
LOB	12

PA: 37

WP: 0
PB: 0
SB: 0
CS: 0

Batter	1	2	3	4	5	6	7	8	9	AB	R	H	RBI	BB	SO	LOB
Tim Raines, S (1, 7) OBP: 0.378, SLG: 0.421	F8		4-3			F8		L4-6, S, 1B		4	0	1	0	0	0	0
Jim Wohlford, R (1, 9) OBP: 0.309, SLG: 0.388 Warren Cromartie, L (8, PH) OBP: 0.353, SLG: 0.379 (9, 9)	BB		P4			K		L4-6, 1-3		2 1	0 0	0 0	0 0	1 0	1 0	0 1
Andre Dawson, R (1, 8) OBP: 0.329, SLG: 0.566	F9		F3			4-3		F9		4	0	0	0	0	0	1
Al Oliver, L (1, 3) OBP: 0.361, SLG: 0.439	P6			4-3			1-3		K	4	0	0	0	0	1	1
Gary Carter, R (1, 2) OBP: 0.327, SLG: 0.419		1B, BB		K			1B, SF9, BB		1B, BB, SF9	1	2	0	0	3	1	0
Tim Wallach, R (1, 5) OBP: 0.342, SLG: 0.450		F3		K			1B, 1-3, 1B		1B, 1-2, BB	3	0	1	0	1	1	1
Chris Speier, R (1, 6) OBP: 0.353, SLG: 0.347		F9			P3		SF9, 3-H		1-2, 2-3, 1B	3	0	1	1	0	0	1
Doug Flynn, R (1, 4) OBP: 0.245, SLG: 0.282 Terry Francona, L (9, PH) OBP: 0.214, SLG: 0.246		1-2, 1B			F1		1-3, 1B		SF9, 3-H	3 0	0 0	2 0	0 1	0 0	0 0	0 0
Steve Rogers, R (1, 1) OBP: 0.160, SLG: 0.143 Terry Crowley, L (7, PH) OBP: 0.478, SLG: 0.250 Dan Schatzeder, L (8, 1) OBP: 0.167, SLG: 0.167 Mike Vail, R (9, PH) OBP: 0.294, SLG: 0.365		L8			K		3-1		F8	2 1 0 1	0 0 0 0	0 0 0 0	0 0 0 0	0 0 0 0	1 0 0 0	2 2 0 2
Inning Stats	R: 0 E: 0 K: 0 S: 3 H: 0 LOB: 1 BB: 1 P: 7	R: 0 E: 0 K: 0 S: 4 H: 1 LOB: 2 BB: 1 P: 8	R: 0 E: 0 K: 0 S: 3 H: 0 LOB: 0 BB: 0 P: 3	R: 0 E: 0 K: 2 S: 7 H: 0 LOB: 0 BB: 0 P: 7	R: 0 E: 0 K: 1 S: 5 H: 0 LOB: 0 BB: 0 P: 5	R: 0 E: 0 K: 1 S: 5 H: 0 LOB: 0 BB: 0 P: 5	R: 1 E: 0 K: 0 S: 5 H: 2 LOB: 2 BB: 1 P: 9	R: 0 E: 0 K: 0 S: 3 H: 1 LOB: 0 BB: 0 P: 3	R: 1 E: 0 K: 1 S: 6 H: 1 LOB: 2 BB: 2 P: 14	1B: 5 2B: 1 3B: 0 HR: 0	SF: 2 SAC: 0 DP: 1 HBP: 0					

PITCHER		IP	WLS	BF	H	R	ER	SO	BB	IBB	HBP	BLK	WP	HR	S	P	ERA	WHIP
Joe Price, L ERA: 2.62	(1, 1)	5.0	W	18	1	0	0	3	2	0	0	0	0	0	22	30	0.00	0.600
Ben Hayes, R ERA: 5.67	(6, 1)	3.0		12	3	1	1	1	1	0	0	0	0	0	13	17	3.00	1.333
Bill Scherrer, L ERA: 2.98	(9, 1)	0.1		3	0	1	1	1	2	0	0	0	0	0	3	11	27.00	6.000
Tom Hume, R ERA: 7.58	(9, 1)	0.2	S	3	1	0	0	0	0	0	0	0	0	0	3	3	0.00	1.500

PITCHER	IP	WLS	BF	H	R	ER	SO	BB	IBB	HBP	BLK	WP	HR	S	P	ERA	WHIP

BOTTOM

Cincinnati Reds @ Montreal Expos

Olympic Stadium, Montreal, QB

Tue Jul 19 1983, 7:05 PM EDT

Att. 36,229 - Unknown

livebaseballscorecards.com

AB	29
R	2
H	5
RBI	2
BB	5
SO	5
LOB	11

WP: 0	PB: 0	SB: 1	CS: 0
PA: 36			

Batter	1	2	3	4	5	6	7	8	9	AB	R	H	RBI	BB	SO	LOB
Eddie Milner, L (1, 8) OBP: 0.343, SLG: 0.366	F8			F4-3		K		K		4	0	0	0	0	2	1
Dave Concepcion, R (1, 6) OBP: 0.287, SLG: 0.268	F9			CS 1B			K		WP 1B 2B BB	3	1	1	0	1	1	0
Cesar Cedeno, R (1, 9) OBP: 0.286, SLG: 0.343	5-3			F8 1-2			E4 F4-3 1B		F2	4	1	1	0	0	0	2
Dan Driessen, L (1, 3) OBP: 0.408, SLG: 0.459		F5-4-3 1B			F4		F4-3 2-3		WP 1-2 2B 1B	4	1	2	0	0	0	1
Duane Walker, L (1, 7) OBP: 0.318, SLG: 0.391		F8			F7		3-H 1B		K 1-2 2-3	4	0	1	1	0	1	3
Nick Esasky, R (1, 5) OBP: 0.342, SLG: 0.559		F5-4-3 1-2			HR		K2-3		2-H 3-H 2B	4	1	2	3	0	1	2
Tom Foley, L (1, 4) OBP: 0.293, SLG: 0.308			F7		K			F7	G3	2	0	0	0	0	1	0
Ron Oester, S (8, PH) OBP: 0.317, SLG: 0.393 (8, 4)										2	0	0	0	0	0	1
Alex Trevino, R (1, 2) OBP: 0.260, SLG: 0.256			K			F5		BB		2	0	0	0	0	1	0
Paul Householder, S (8, PH) OBP: 0.324, SLG: 0.376										0	0	0	0	1	0	0
Dann Bilardello, R (8, 2) OBP: 0.281, SLG: 0.358										0	0	0	0	0	0	0
Mario Soto, R (1, 1) OBP: 0.154, SLG: 0.196			6-3			K		K		2	0	0	0	0	1	0
Bill Scherrer, L (7, 1) OBP: 0.286, SLG: 0.167										0	0	0	0	0	0	0
Johnny Bench, R (8, PH) OBP: 0.306, SLG: 0.413										1	0	0	0	0	1	1
Tom Hume, R (8, 1)										0	0	0	0	0	0	0
Inning Stats	R: 0 E: 0 K: 0 S: 3	H: 0 LOB: 0 BB: 0 P: 3	R: 0 E: 0 K: 0 S: 3	H: 1 LOB: 0 BB: 0 P: 3	R: 0 E: 0 K: 1 S: 5	H: 0 LOB: 0 BB: 0 P: 5	R: 0 E: 0 K: 0 S: 3	H: 1 LOB: 0 BB: 0 P: 3	R: 1 E: 0 K: 1 S: 6	H: 1 LOB: 0 BB: 0 P: 6	R: 0 E: 0 K: 2 S: 7	H: 0 LOB: 0 BB: 0 P: 7	R: 1 E: 1 K: 2 S: 9	H: 2 LOB: 1 BB: 0 P: 9	R: 0 E: 0 K: 2 S: 7	H: 0 LOB: 1 BB: 1 P: 11	R: 2 E: 0 K: 1 S: 7	H: 2 LOB: 1 BB: 1 P: 11	1B: 5 2B: 1 3B: 0 HR: 1	SF: 0 SAC: 0 DP: 1 HBP: 0	WP: 1 PB: 0 SB: 0 CS: 1	PA: 34

TOP

Cincinnati Reds @ Montreal Expos

Olympic Stadium, Montreal, QB

Wed Jul 20 1983, 7:05 PM EDT

Att. 24,555 - Unknown

livebaseballscorecards.com

AB	32
R	4
H	7
RBI	4
BB	2
SO	9
LOB	11

PITCHER		IP	WLS	BF	H	R	ER	SO	BB	IBB	HBP	BLK	WP	HR	S	P	ERA	WHIP
Charlie Lea, R ERA: 3.36	(1, 1)	8.2	W	33	7	4	3	9	2	0	0	0	1	1	49	57	3.12	1.038
Bob James, R ERA: 9.0	(9, 1)	0.1	S	1	0	0	0	0	0	0	0	0	0	0	1	1	0.00	0.000

PITCHER	IP	WLS	BF	H	R	ER	SO	BB	IBB	HBP	BLK	WP	HR	S	P	ERA	WHIP

Batter	1	2	3	4	5	6	7	8	9	AB	R	H	RBI	BB	SO	LOB
Tim Raines, S (1, 7) OBP: 0.376, SLG: 0.417	S S S 0-3 K ①	S S S 0-3 K ②		x 0-0 FC6-4 ③ 1-2f		x 0-0 F7 ①	x 0-0 1-3 3-H 1B			5	0	1	1	0	2	2
Warren Cromartie, L (1, 9) OBP: 0.357, SLG: 0.381	x 0-0 BB 1B BLK 1B	x 0-0 4-3 ③			B B B B 4-0 2B 1B BB	x 0-0 S 1B	x 0-0 G3 ③			4	2	2	0	1	0	3
Andre Dawson, R (1, 8) OBP: 0.330, SLG: 0.567	x 0-0 BLK BB 1-2 1B		x 0-0 6-3 ①		x 0-0 1B 1-3 1B 2B	x 0-0 F7 ② 1-2		x 0-0 F8 ①		5	1	2	0	0	0	1
Al Oliver, L (1, 3) OBP: 0.365, SLG: 0.439 Terry Francona, L (9, 3) OBP: 0.214, SLG: 0.246	B B B B 4-0 BLK 1-2 2-3 BB		x 0-0 1-3 1B		x 0-0 1B 2B 2-3 3-H 1B	S S S 0-3 K ③		x 0-0 F7 ②		4 0	1 0	2 0	1 0	1 0	1 0	1 0
Gary Carter, R (1, 2) OBP: 0.328, SLG: 0.416	B B B B 4-0 FC5-4 1-2 2-3 3-H BB		x 0-0 1-3 ② 1-2		x 0-0 2B 1-2 3-H 1B		x 0-0 L1 ①	S S S 0-3 K ③		4	0	1	1	1	1	1
Tim Wallach, R (1, 5) OBP: 0.341, SLG: 0.450	S S S 0-3 K ②		x 0-0 6-3 ③		x 0-0 1-3 2-H 2B		x 0-0 F8 ②			4	0	1	1	0	1	4
Chris Speier, R (1, 6) OBP: 0.351, SLG: 0.345	x 0-0 FC5-4 ③ 1-2f			x 0-0 F7 ①	x 0-0 L6 ①		x 0-0 1B 1B 1B			4	1	1	0	0	0	5
Doug Flynn, R (1, 4) OBP: 0.253, SLG: 0.289		x 0-0 FC1-6 1B		x 0-0 FC6-4 1B	S S S 0-3 K ②		x 0-0 1B 1-2 1B 1B			4	1	3	0	0	1	2
Charlie Lea, R (1, 1) OBP: 0.136, SLG: 0.116 Bob James, R (9, 1)		x 0-0 FC1-6 ① 1-2f		S S S 0-3 K ②	S S S 0-3 K ③		x 0-0 1B 1-3 2-H 1B			4 0	0 0	1 0	1 0	0 0	2 0	4 0
Inning Stats	R: 1 E: 0 K: 2 S: 9 H: 2 LOB: 3 BB: 2 P: 17	R: 0 E: 0 K: 1 S: 6 H: 1 LOB: 1 BB: 0 P: 6	R: 0 E: 0 K: 0 S: 4 H: 1 LOB: 1 BB: 0 P: 4	R: 0 E: 0 K: 1 S: 6 H: 1 LOB: 1 BB: 0 P: 6	R: 3 E: 0 K: 2 S: 11 H: 4 LOB: 2 BB: 1 P: 15	R: 0 E: 0 K: 1 S: 6 H: 1 LOB: 1 BB: 0 P: 6	R: 2 E: 0 K: 0 S: 7 H: 4 LOB: 2 BB: 0 P: 7	R: 0 E: 0 K: 1 S: 5 H: 0 LOB: 0 BB: 0 P: 5		1B: 12 2B: 2 3B: 0 HR: 0 SF: 0 SAC: 0 DP: 0 HBP: 0						

PITCHER		IP	WLS	BF	H	R	ER	SO	BB	IBB	HBP	BLK	WP	HR	S	P	ERA	WHIP
Mario Soto, R ERA: 2.46	(1, 1)	6.2	L	37	14	6	6	7	3	0	0	1	0	0	48	60	8.10	2.550
Bill Scherrer, L ERA: 2.96	(7, 1)	0.1		1	0	0	0	0	0	0	0	0	0	0	1	1	0.00	0.000
Tom Hume, R ERA: 7.34	(8, 1)	1.0		3	0	0	0	1	0	0	0	0	0	0	5	5	0.00	0.000

PITCHER	IP	WLS	BF	H	R	ER	SO	BB	IBB	HBP	BLK	WP	HR	S	P	ERA	WHIP

BOTTOM

Cincinnati Reds @ Montreal Expos

Olympic Stadium, Montreal, QB

Wed Jul 20 1983, 7:05 PM EDT

Att. 24,555 - Unknown

livebaseballscorecards.com

AB	38
R	6
H	14
RBI	5
BB	3
SO	8
LOB	23

WP: 0 PB: 0 SB: 1 CS: 0 PA: 41

Batter	1	2	3	4	5	6	7	8	9	AB	R	H	RBI	BB	SO	LOB
Omar Moreno, L (1, 8) OBP: 0.288, SLG: 0.333	G3		CS 1B		K		1-3			4	0	1	0	0	1	0
Terry Puhl, L (1, 9) OBP: 0.363, SLG: 0.456	P6		F3		HR			L3		4	1	1	1	0	0	1
Dickie Thon, R (1, 6) OBP: 0.367, SLG: 0.487	1B		F6		F9			F8		4	0	1	0	0	0	1
Phil Garner, R (1, 5) OBP: 0.325, SLG: 0.379	F4		CS 1-2	2B SF9 1B	F8			K		4	1	1	0	0	1	1
Jose Cruz, L (1, 7) OBP: 0.393, SLG: 0.458		F5		SF9 HR 1-3 2B		F4			F9	4	1	1	0	0	0	0
Ray Knight, R (1, 3) OBP: 0.389, SLG: 0.493		BB 1B		SF9 2-3 3-H		F6			F4-3 HBP	2	0	1	1	0	0	0
Bill Doran, S (1, 4) OBP: 0.359, SLG: 0.336 Bill Dawley, R (6, 1) OBP: 0.333, SLG: 0.333 Vern Ruhle, R (8, 1) OBP: 0.214, SLG: 0.083 Denny Walling, L (9, PH) OBP: 0.241, SLG: 0.294		BBBB 4-0 1-2 BB		F6		1-3			F4-3 1-2	2 0 0 1	0 0 0 0	0 0 0 0	0 0 0 0	1 0 0 0	0 0 0 0	1 0 0 1
George Bjorkman, R (1, 2) OBP: 0.359, SLG: 0.500		K		HR 3-H			F4-3			3	1	1	2	0	1	2
Nolan Ryan, R (1, 1) OBP: 0.054, SLG: 0.028 Craig Reynolds, L (6, 4) OBP: 0.277, SLG: 0.304		K		K			F2			2 1	0 0	0 0	0 0	0 0	2 0	2 0
Inning Stats	R: 0 E: 0 K: 0 S: 4 H: 1 LOB: 1 BB: 0 P: 4	R: 0 E: 0 K: 2 S: 8 H: 1 LOB: 2 BB: 1 P: 12	R: 0 E: 0 K: 0 S: 3 H: 1 LOB: 0 BB: 0 P: 3	R: 3 E: 0 K: 1 S: 8 H: 3 LOB: 0 BB: 0 P: 8	R: 1 E: 0 K: 1 S: 6 H: 1 LOB: 0 BB: 0 P: 6	R: 0 E: 0 K: 0 S: 3 H: 0 LOB: 0 BB: 0 P: 3	R: 0 E: 0 K: 0 S: 3 H: 0 LOB: 0 BB: 0 P: 3	R: 0 E: 0 K: 1 S: 5 H: 0 LOB: 0 BB: 0 P: 5	R: 0 E: 0 K: 0 S: 2 H: 0 LOB: 0 BB: 0 P: 3	1B: 4 2B: 2 3B: 0 HR: 2 SF: 1 SAC: 0 DP: 1 HBP: 1						

PITCHER	IP	WLS	BF	H	R	ER	SO	BB	IBB	HBP	BLK	WP	HR	S	P	ERA	WHIP
Bill Gullickson, R (1, 1) ERA: 4.49	9.0	W	34	7	4	4	5	1	0	1	0	0	2	42	47	4.00	0.889

PITCHER	IP	WLS	BF	H	R	ER	SO	BB	IBB	HBP	BLK	WP	HR	S	P	ERA	WHIP

TOP

Houston Astros @ Montreal Expos

Olympic Stadium, Montreal, QB

Thu Jul 21 1983, 7:05 PM EDT

Att. 22,055 - Unknown

livebaseballscorecards.com

AB	31
R	4
H	7
RBI	4
BB	1
SO	5
LOB	9

WP: 0 PB: 0 SB: 0 CS: 1 PA: 35

Houston Astros @ Montreal Expos

Olympic Stadium, Montreal, QB

Thu Jul 21 1983, 7:05 PM EDT

Att. 22,055 - Unknown

BOTTOM

Batter	1	2	3	4	5	6	7	8	9	AB	R	H	RBI	BB	SO	LOB
Tim Raines, S (1, 7) OBP: 0.374, SLG: 0.412	F7		6-3		K	BB		K		4	1	0	0	1	2	1
Bryan Little, S (1, 6) OBP: 0.341, SLG: 0.323	4-3		F9		1B	1B		FC6-4		5	1	3	0	0	0	0
Andre Dawson, R (1, 8) OBP: 0.331, SLG: 0.564	6-3			5-3	1B	G6-4-3		FC6-4		5	1	2	2	0	0	1
Al Oliver, L (1, 3) OBP: 0.366, SLG: 0.439		BB		E6	1B	F7				3	2	1	2	1	0	2
Gary Carter, R (1, 2) OBP: 0.330, SLG: 0.424		F8		2B	E	G6-4-3				4	1	2	1	0	0	3
Warren Cromartie, L (1, 9) OBP: 0.359, SLG: 0.382		1B		6-3	E7		F8			4	1	2	2	0	0	1
Tim Wallach, R (1, 5) OBP: 0.338, SLG: 0.445		L4		L4	E5		F9			4	0	0	0	0	0	3
Doug Flynn, R (1, 4) OBP: 0.253, SLG: 0.289		K			FC3-6 1B		K			4	0	1	0	0	2	3
Bill Gullickson, R (1, 1) OBP: 0.087, SLG: 0.068			4-3		FC3-6			L5		4	2	1	0	0	0	1
Inning Stats	R: 0 E: 0 K: 0 S: 3 H: 0 LOB: 0 BB: 0 P: 3	R: 0 E: 0 K: 1 S: 6 H: 1 LOB: 2 BB: 1 P: 10	R: 0 E: 0 K: 0 S: 3 H: 0 LOB: 0 BB: 0 P: 3	R: 1 E: 1 K: 0 S: 5 H: 1 LOB: 1 BB: 0 P: 5	R: 6 E: 2 K: 1 S: 12 H: 6 LOB: 1 BB: 0 P: 12	R: 2 E: 0 K: 0 S: 5 H: 3 LOB: 1 BB: 1 P: 9	R: 0 E: 0 K: 1 S: 5 H: 0 LOB: 0 BB: 0 P: 5	R: 0 E: 0 K: 1 S: 6 H: 1 LOB: 1 BB: 0 P: 6		1B: 10 2B: 2 3B: 0 HR: 0 SF: 0 SAC: 0 DP: 1 HBP: 0						

livebaseballscorecards.com

AB	37
R	9
H	12
RBI	7
BB	2
SO	4
LOB	15

WP: 0 PB: 0 SB: 0 CS: 0 PA: 39

PITCHER		IP	WLS	BF	H	R	ER	SO	BB	IBB	HBP	BLK	WP	HR	S	P	ERA	WHIP
Nolan Ryan, R ERA: 2.49	(1, 1)	5.0	L	26	8	7	4	2	1	0	0	0	0	0	29	33	7.20	1.800
Bill Dawley, R ERA: 2.7	(6, 1)	2.0		9	3	2	2	1	1	0	0	0	0	0	10	14	9.00	2.000
Vern Ruhle, R ERA: 4.88	(8, 1)	1.0		4	1	0	0	1	0	0	0	0	0	0	6	6	0.00	1.000

PITCHER	IP	WLS	BF	H	R	ER	SO	BB	IBB	HBP	BLK	WP	HR	S	P	ERA	WHIP

Batter	1	2	3	4	5	6	7	8	9	AB	R	H	RBI	BB	SO	LOB
Omar Moreno, L (1, 8) OBP: 0.289, SLG: 0.333	F6		E 1B 1-2	K2-3		F7		K	FC6-4 1B 2-H 3-H	6	1	2	2	0	2	0
Terry Puhl, L (1, 9) OBP: 0.358, SLG: 0.453	L9		E4 E 2B 1-H 2-H	3-1		F9		L8	FC6-4 S 1-2f	6	1	1	2	0	0	1
Dickie Thon, R (1, 6) OBP: 0.364, SLG: 0.480	P3		FC6-4 E BB		F9		F7	K	F5 1-2	5	0	0	0	1	1	1
Phil Garner, R (1, 5) OBP: 0.326, SLG: 0.382		1B 2B	E6 FC6-4 1-2 3-H		F9		F3		1B 1B 1B	5	2	2	1	0	0	1
Jose Cruz, L (1, 7) OBP: 0.398, SLG: 0.463		2-H 1B	FC6-4 BB 1-2f 2-3		E6 BB 1B		BB 1B 1B		1B 1B 1B 1-2	5	2	4	1	0	0	2
Ray Knight, R (1, 3) OBP: 0.390, SLG: 0.492 Luis Pujols, R (7, 2) OBP: 0.227, SLG: 0.229 Tim Tolman, R (9, PH) OBP: 0.269, SLG: 0.500 Harry Spilman, L (9, 2) OBP: 0.237, SLG: 0.278		F8	F9		BB IBB		BB 1B 1B 1-2		F2	3 0 1 0	1 0 0 0	1 0 0 0	0 0 0 0	1 0 0 0	0 0 0 0	3 0 2 0
Bill Doran, S (1, 4) OBP: 0.365, SLG: 0.337		F2	FC5-4 BB 1-2		BB 1-2 2-3		1B BB 1B 1-2 2-3		1B 1B 1-2 2-H	2	1	1	1	3	0	1
George Bjorkman, R (1, 2) OBP: 0.333, SLG: 0.459 Denny Walling, L (7, PH) OBP: 0.268, SLG: 0.321 (7, 3)		6-3	FC5-4 1-2f		K		1B 1-3 2-H 3-H		1B 1B 1-2 2-3	3 2	0 1	0 2	0 2	0 0	1 0	7 0
Joe Niekro, R (1, 1) OBP: 0.091, SLG: 0.093 Frank DiPino, L (8, 1) OBP: 0.400, SLG: 0.500 Dave Smith, R (8, 1) Tony Scott, S (9, PH) OBP: 0.255, SLG: 0.299 Bill Dawley, R (9, 1) OBP: 0.333, SLG: 0.333			1B E HBP	K	5-3	K			1B 1B 1-3 2-H 3-H	3 0 0 1 0	1 0 0 1 0	0 0 0 1 0	0 0 0 1 0	0 0 0 0 0	2 0 0 0 0	2 0 0 0 0
Inning Stats	R: 0 H: 0 E: 0 LOB: 0 K: 0 BB: 0 S: 3 P: 3	R: 1 H: 2 E: 0 LOB: 1 K: 0 BB: 0 S: 5 P: 5	R: 3 H: 2 E: 2 LOB: 3 K: 0 BB: 2 S: 6 P: 15	R: 0 H: 0 E: 0 LOB: 0 K: 2 BB: 0 S: 7 P: 7	R: 0 H: 1 E: 1 LOB: 3 K: 1 BB: 2 S: 6 P: 14	R: 0 H: 0 E: 0 LOB: 0 K: 0 BB: 0 S: 3 P: 3	R: 2 H: 3 E: 0 LOB: 2 K: 1 BB: 1 S: 8 P: 12	R: 0 H: 0 E: 0 LOB: 0 K: 2 BB: 0 S: 7 P: 7	R: 5 H: 6 E: 0 LOB: 1 K: 0 BB: 0 S: 9 P: 9	1B: 12 SF: 0 2B: 2 SAC: 0 3B: 0 DP: 0 HR: 0 HBP: 1						

PITCHER		IP	WLS	BF	H	R	ER	SO	BB	IBB	HBP	BLK	WP	HR	S	P	ERA	WHIP
Greg Bargar, R ERA: 3.72	(1, 1)	2.2		16	4	4	4	0	2	0	1	0	0	0	13	22	13.50	2.250
Bryn Smith, R ERA: 2.71	(3, 1)	2.1		10	1	0	0	3	1	1	0	0	0	0	14	22	0.00	0.857
Randy Lerch, L ERA: 6.75	(6, 1)	1.2		8	2	2	2	0	1	0	0	0	0	0	7	11	10.80	1.800
Bob James, R ERA: 7.71	(7, 1)	1.1		5	1	0	0	3	0	0	0	0	0	0	11	11	0.00	0.750
Woodie Fryman, L ERA: 20.25	(9, 1)	0.1	L	5	4	4	4	0	0	0	0	0	0	0	5	5	108.00	12.000

PITCHER		IP	WLS	BF	H	R	ER	SO	BB	IBB	HBP	BLK	WP	HR	S	P	ERA	WHIP
Jeff Reardon, R ERA: 2.82	(9, 1)	0.2		4	2	1	1	0	0	0	0	0	0	0	4	4	13.50	3.000

TOP

Houston Astros @ Montreal Expos

Olympic Stadium, Montreal, QB

Fri Jul 22 1983, 7:05 PM EDT

Att. 34,425 - Unknown

livebaseballscorecards.com

AB	42
R	11
H	14
RBI	11
BB	5
SO	6
LOB	20

1B: 12	SF: 0	WP: 0	PA: 48
2B: 2	SAC: 0	PB: 0	
3B: 0	DP: 0	SB: 1	
HR: 0	HBP: 1	CS: 0	

Houston Astros @ Montreal Expos

Olympic Stadium, Montreal, QB

Fri Jul 22 1983, 7:05 PM EDT

Att. 34,425 - Unknown

BOTTOM

Batter	1	2	3	4	5	6	7	8	9	AB	R	H	RBI	BB	SO	LOB
Tim Raines, S (1, 7) (9, 4) OBP: 0.374, SLG: 0.424	F7		F7		HR		3-1	1-H 2B		5	1	2	2	0	0	1
Warren Cromartie, L (1, 9) OBP: 0.353, SLG: 0.375	F8		F8		4-3			K 4-3		5	0	0	0	0	1	2
Andre Dawson, R (1, 8) OBP: 0.334, SLG: 0.564	5-3			1B 1B 1B	PB 1B			BBBB 4-0 S 1B BB	SSS 0-3 K	4	2	2	0	1	1	0
Al Oliver, L (1, 3) OBP: 0.366, SLG: 0.438		1-3		1B 1-3 1B	6-3 1-2			1-H 1B 2B 1B	5-3	5	1	2	1	0	0	1
Gary Carter, R (1, 2) OBP: 0.331, SLG: 0.422		BBBB 4-0 FC5-4 BB		F8		L6		2B 1-2 2B 1B	F9	4	1	1	0	1	0	2
Tim Wallach, R (1, 5) OBP: 0.339, SLG: 0.449		FC5-4 FC6-4 1-2f		1-2 3-H 1B	5-3			2B 1-3 2-H 2B		4	1	2	2	0	0	1
Chris Speier, R (1, 6) OBP: 0.346, SLG: 0.340	FC6-4 1-2f			F8	5-3			SSS 0-3 K		3	0	0	0	0	0	3
Bob James, R (7, 1)										0	0	0	0	0	0	0
Mike Vail, R (8, PH) OBP: 0.290, SLG: 0.359										1	0	0	0	0	1	2
Woodie Fryman, R (9, 1)										0	0	0	0	0	0	0
Jeff Reardon, R (9, 1) OBP: 0.143, SLG: 0.143										0	0	0	0	0	0	0
Doug Flynn, R (1, 4) OBP: 0.254, SLG: 0.289			SH5-4 1B	F5-3			F4-3	2-H 3-H 1B 2B		3	0	1	0	0	0	2
Jim Wohlford, R (8, PH) OBP: 0.319, SLG: 0.412										1	1	1	2	0	0	0
(9, 7)																
Greg Bargar, R (1, 1)			SH5-4 1-2		F7		F7	2-H 2B 1B		0	0	0	0	0	0	0
Bryn Smith, R (3, 1) OBP: 0.200, SLG: 0.200										0	0	0	0	0	0	0
Terry Francona, L (5, PH) OBP: 0.213, SLG: 0.244										1	0	0	0	0	0	0
Randy Lerch, L (6, 1) OBP: 0.300, SLG: 0.333										0	0	0	0	0	0	0
Bryan Little, S (7, 6) OBP: 0.342, SLG: 0.325										2	1	1	1	0	0	0
Inning Stats	R: 0 E: 0 K: 0 S: 3 H: 0 LOB: 0 P: 3	R: 0 E: 0 K: 0 S: 3 H: 0 LOB: 1 BB: 1 P: 7	R: 0 E: 0 K: 0 S: 4 H: 1 LOB: 1 BB: 0 P: 4	R: 1 E: 0 K: 0 S: 6 H: 3 LOB: 2 BB: 0 P: 6	R: 1 E: 0 K: 0 S: 5 H: 2 LOB: 1 BB: 0 P: 5	R: 0 E: 0 K: 0 S: 3 H: 0 LOB: 0 BB: 0 P: 3	R: 0 E: 0 K: 0 S: 3 H: 0 LOB: 0 BB: 0 P: 3	R: 6 E: 0 K: 2 S: 13 H: 6 LOB: 1 BB: 1 P: 17	R: 0 E: 0 K: 1 S: 5 H: 0 LOB: 0 BB: 0 P: 5	1B: 8 2B: 3 3B: 0 HR: 1 SF: 0 SAC: 1 DP: 0 HBP: 0							

livebaseballscorecards.com

AB	38
R	8
H	12
RBI	8
BB	2
SO	3
LOB	14

WP: 0 PB: 1 SB: 1 CS: 0 PA: 41

PITCHER	IP	WLS	BF	H	R	ER	SO	BB	IBB	HBP	BLK	WP	HR	S	P	ERA	WHIP
Joe Niekro, R (1, 1) ERA: 3.42	7.1		31	7	4	4	1	2	0	0	0	0	1	31	39	4.91	1.227
Frank DiPino, L (8, 1) ERA: 3.29	0.1		5	4	3	3	1	0	0	0	0	0	0	7	7	81.00	12.000
Dave Smith, R (8, 1) ERA: 3.3	0.1	W	2	1	1	1	0	0	0	0	0	0	0	2	2	27.00	3.000
Bill Dawley, R (9, 1) ERA: 2.65	1.0	S	3	0	0	0	1	0	0	0	0	0	0	5	5	0.00	0.000

PITCHER	IP	WLS	BF	H	R	ER	SO	BB	IBB	HBP	BLK	WP	HR	S	P	ERA	WHIP

Batter	1	2	3	4	5	6	7	8	9	AB	R	H	RBI	BB	SO	LOB
Tony Scott, S (1, 8) OBP: 0.255, SLG: 0.293 Harry Spilman, L (9, PH) OBP: 0.233, SLG: 0.273	F4		5-3		F7			BB, 2B	F5	3 1	1 0	0 0	0 0	1 0	0 0	1 3
Terry Puhl, L (1, 9) OBP: 0.360, SLG: 0.453	S, 1B		1B			F8		F4		4	0	2	0	0	0	1
Dickie Thon, R (1, 6) OBP: 0.363, SLG: 0.480	F4 1-2		F7			F7		1-H, 2B		4	0	1	1	0	0	2
Phil Garner, R (1, 5) OBP: 0.323, SLG: 0.377	F8			F9		F5		F9		4	0	0	0	0	0	2
Jose Cruz, L (1, 7) OBP: 0.396, SLG: 0.461		S S S, K		L7			5-3, 1B		6-3	4	0	1	0	0	1	0
Ray Knight, R (1, 3) OBP: 0.388, SLG: 0.489		FC4-6, 1B		F7			1-2, 5-3		F8	4	0	1	0	0	0	1
Bill Doran, S (1, 4) OBP: 0.366, SLG: 0.339		F9			1B		F8		BB, BB, 1B	4	0	2	0	0	0	2
George Bjorkman, R (1, 2) OBP: 0.326, SLG: 0.425		1-2f, FC4-6			S S S, K		F8		1-2, BB, BB	3	0	0	0	1	1	3
Bob Knepper, L (1, 1) OBP: 0.206, SLG: 0.326 Kevin Bass, S (5, PH) OBP: 0.259, SLG: 0.343 Vern Ruhle, R (5, 1) OBP: 0.214, SLG: 0.083 Tim Tolman, R (8, PH) OBP: 0.259, SLG: 0.478 Dave Smith, R (8, 1) Denny Walling, L (9, PH) OBP: 0.281, SLG: 0.321			3-1		F8			F8	1-2, 2-3, BB	1 1 0 1 0 0	0 0 0 0 0 0	0 0 0 0 0 0	0 0 0 0 0 0	0 0 0 0 1 0	0 0 0 0 0 0	0 1 0 0 0 0
Inning Stats	R: 0 E: 0 K: 0 S: 4 H: 1 LOB: 1 BB: 0 P: 4	R: 0 E: 0 K: 1 S: 6 H: 1 LOB: 1 BB: 0 P: 6	R: 0 E: 0 K: 0 S: 4 H: 1 LOB: 1 BB: 0 P: 4	R: 0 E: 0 K: 0 S: 3 H: 0 LOB: 0 BB: 0 P: 3	R: 0 E: 0 K: 1 S: 6 H: 1 LOB: 1 BB: 0 P: 6	R: 0 E: 0 K: 0 S: 3 H: 0 LOB: 0 BB: 0 P: 3	R: 0 E: 0 K: 0 S: 4 H: 1 LOB: 1 BB: 0 P: 4	R: 1 E: 0 K: 0 S: 4 H: 1 LOB: 1 BB: 1 P: 8	R: 0 E: 0 K: 0 S: 4 H: 1 LOB: 3 BB: 2 P: 12	1B: 6 2B: 1 3B: 0 HR: 0 SF: 0 SAC: 0 DP: 0 HBP: 0						WP: 0 PB: 0 SB: 1 CS: 0 PA: 37

PITCHER	IP	WLS	BF	H	R	ER	SO	BB	IBB	HBP	BLK	WP	HR	S	P	ERA	WHIP
Dan Schatzeder, L (1, 1) ERA: 2.14	8.2	W	36	7	1	1	2	3	0	0	0	0	0	37	49	1.04	1.154
Jeff Reardon, R (9, 1) ERA: 2.81	0.1	S	1	0	0	0	0	0	0	0	0	0	0	1	1	0.00	0.000

PITCHER	IP	WLS	BF	H	R	ER	SO	BB	IBB	HBP	BLK	WP	HR	S	P	ERA	WHIP

Houston Astros @ Montreal Expos

Olympic Stadium, Montreal, QB

Sat Jul 23 1983, 7:05 PM EDT

Att. 28,992 - Unknown

TOP

livebaseballscorecards.com

AB	34
R	1
H	7
RBI	1
BB	3
SO	2
LOB	16

Batter	1	2	3	4	5	6	7	8	9	AB	R	H	RBI	BB	SO	LOB
Tim Raines, S (1, 7) OBP: 0.375, SLG: 0.425	P5		S 1B	BB 1B 1-2		F8				4	0	2	0	0	0	0
Jim Wohlford, R (1, 9) OBP: 0.301, SLG: 0.389	F8		F7 1-2	F5			5-3			4	0	0	0	0	0	3
Andre Dawson, R (1, 8) OBP: 0.336, SLG: 0.561	E5		IBB I I I	BB B B B 1-2 2-3			6-3			2	0	0	0	2	0	0
Al Oliver, L (1, 3) OBP: 0.363, SLG: 0.433	4-3		F6	4-3			4-3			4	0	0	0	0	0	6
Gary Carter, R (1, 2) OBP: 0.333, SLG: 0.423		FC6-4 1B		1B 2B 1B	5-3			L6		4	1	2	0	0	0	0
Tim Wallach, R (1, 5) OBP: 0.344, SLG: 0.452		F6		2B 1B 1-2	G6-4-3			FC6		4	1	3	0	0	0	1
Chris Speier, R (1, 6) OBP: 0.340, SLG: 0.333		K S S S		F8	G6-4-3 1-2f			FC6 1B 1-2f		4	1	0	0	0	1	5
Doug Flynn, R (1, 4) OBP: 0.257, SLG: 0.296		FC6-4 1-2f		1B 2B 1-3 2-H		F5		1B 2-H		4	1	2	2	0	0	1
Dan Schatzeder, L (1, 1) OBP: 0.200, SLG: 0.200 Jeff Reardon, R (9, 1) OBP: 0.143, SLG: 0.143			1-3	BB 1B 2-H 3-H		F8		G3		4 0	0 0	1 0	2 0	0 0	0 0	1 0
Inning Stats	R: 0 E: 1 K: 0 S: 4 H: 0 LOB: 1 BB: 0 P: 4	R: 0 E: 0 K: 1 S: 6 H: 1 LOB: 1 BB: 0 P: 6	R: 0 E: 0 K: 0 S: 4 H: 1 LOB: 2 BB: 1 P: 8	R: 3 E: 0 K: 0 S: 8 H: 5 LOB: 3 BB: 1 P: 12	R: 0 E: 0 K: 0 S: 3 H: 1 LOB: 0 BB: 0 P: 3	R: 0 E: 0 K: 0 S: 3 H: 0 LOB: 0 BB: 0 P: 3	R: 0 E: 0 K: 0 S: 3 H: 0 LOB: 0 BB: 0 P: 3	R: 1 E: 1 K: 0 S: 5 H: 2 LOB: 1 BB: 0 P: 5		1B: 9 2B: 1 3B: 0 HR: 0 SF: 0 SAC: 0 DP: 1 HBP: 0						

PITCHER		IP	WLS	BF	H	R	ER	SO	BB	IBB	HBP	BLK	WP	HR	S	P	ERA	WHIP
Bob Knepper, L ERA: 3.1	(1, 1)	4.0	L	22	7	3	3	1	1	1	0	0	0	0	22	30	6.75	2.000
Vern Ruhle, R ERA: 4.67	(5, 1)	3.0		9	1	0	0	0	0	0	0	0	0	0	9	9	0.00	0.333
Dave Smith, R ERA: 3.23	(8, 1)	1.0		5	2	1	0	0	0	0	0	0	0	0	5	5	0.00	2.000

PITCHER	IP	WLS	BF	H	R	ER	SO	BB	IBB	HBP	BLK	WP	HR	S	P	ERA	WHIP

BOTTOM

Houston Astros @ Montreal Expos

Olympic Stadium, Montreal, QB

Sat Jul 23 1983, 7:05 PM EDT

Att. 28,992 - Unknown

livebaseballscorecards.com

AB	34
R	4
H	10
RBI	4
BB	2
SO	1
LOB	17

Houston Astros @ Montreal Expos

Olympic Stadium, Montreal, QB

Sun Jul 24 1983, 3:33 AM EDT

Att. 35,184 - Unknown

TOP

livebaseballscorecards.com

Batter	1	2	3	4	5	6	7	8	9	AB	R	H	RBI	BB	SO	LOB
Denny Walling, L (1, 9) OBP: 0.262, SLG: 0.298	P6		F9			5-3		F5		4	0	0	0	0	0	2
Terry Puhl, L (1, 8) OBP: 0.359, SLG: 0.454	F7		F9			F9			2B	4	1	1	0	0	0	1
Dickie Thon, R (1, 6) OBP: 0.362, SLG: 0.481	6-3			6-3		F6			1B SF5 (2-H)	4	1	1	1	0	0	0
Phil Garner, R (1, 5) OBP: 0.319, SLG: 0.373		F8		6-3			F8		F9	4	0	0	0	0	0	1
Jose Cruz, L (1, 7) OBP: 0.395, SLG: 0.458		F4		F4			F8		S 1B (2-3)	4	1	1	0	0	0	0
Harry Spilman, L (1, 3) OBP: 0.234, SLG: 0.276		1B			F6		3-1		SF5 (1-2, 3-H)	3	0	1	1	0	0	0
Alan Ashby, S (1, 2) OBP: 0.300, SLG: 0.439		K			F4-3			F1-4-3	1B (2-H)	4	0	1	1	0	1	1
Craig Reynolds, L (1, 4) OBP: 0.294, SLG: 0.340			F4-3		2B			F4	1B (1-2)	4	0	2	0	0	0	0
Michael LaCoss, R (1, 1) OBP: 0.091, SLG: 0.063			1B		5-3			BB	F7	2	0	1	0	0	0	1
Frank LaCorte, R (7, 1) OBP: 0.167, SLG: 0.400										0	0	0	0	0	0	0
Frank DiPino, L (7, 1) OBP: 0.400, SLG: 0.500										0	0	0	0	0	0	0
Kevin Bass, S (8, PH) OBP: 0.286, SLG: 0.343										0	0	0	1	0	0	0
Bill Dawley, R (8, 1) OBP: 0.333, SLG: 0.333										0	0	0	0	0	0	0
Tony Scott, S (9, PH) OBP: 0.253, SLG: 0.291										1	0	0	0	0	0	2
Inning Stats	R: 0 E: 0 K: 0 S: 3 H: 0 LOB: 0 BB: 0 P: 3	R: 0 E: 0 K: 1 S: 6 H: 1 LOB: 1 BB: 0 P: 6	R: 0 E: 0 K: 0 S: 4 H: 1 LOB: 1 BB: 0 P: 4	R: 0 E: 0 K: 0 S: 3 H: 0 LOB: 0 BB: 0 P: 3	R: 0 E: 0 K: 0 S: 4 H: 1 LOB: 1 BB: 0 P: 4	R: 0 E: 0 K: 0 S: 3 H: 0 LOB: 0 BB: 0 P: 3	R: 0 E: 0 K: 0 S: 3 H: 0 LOB: 0 BB: 0 P: 3	R: 0 E: 0 K: 0 S: 3 H: 0 LOB: 1 BB: 1 P: 7	R: 3 E: 0 K: 0 S: 8 H: 5 LOB: 2 BB: 0 P: 8	1B: 5 2B: 3 3B: 0 HR: 0 SF: 1 SAC: 0 DP: 0 HBP: 0	WP: 0 PB: 0 SB: 1 CS: 0 PA: 36					

	AB	34
	R	3
	H	8
	RBI	3
	BB	1
	SO	1
	LOB	8

PITCHER		IP	WLS	BF	H	R	ER	SO	BB	IBB	HBP	BLK	WP	HR	S	P	ERA	WHIP
Steve Rogers, R ERA: 3.0	(1, 1)	9.0	W	36	8	3	3	1	1	0	0	0	0	0	37	41	3.00	1.000

PITCHER	IP	WLS	BF	H	R	ER	SO	BB	IBB	HBP	BLK	WP	HR	S	P	ERA	WHIP

Houston Astros @ Montreal Expos

Olympic Stadium, Montreal, QB

Sun Jul 24 1983, 3:33 AM EDT

Att. 35,184 - Unknown

BOTTOM

Batter	1	2	3	4	5	6	7	8	9	AB	R	H	RBI	BB	SO	LOB
Tim Raines, S (1, 7) OBP: 0.376, SLG: 0.423	3-1		E 1B 1B		F8		BB S FC5-4 BB	F7		4	2	1	0	1	0	0
Bryan Little, S (1, 6) OBP: 0.348, SLG: 0.333	F8		E9 FC5-4 1-H 1B		F8 2B 2B		FC5-4 BB 1-2 1B BB			3	2	2	0	1	0	0
Andre Dawson, R (1, 8) OBP: 0.335, SLG: 0.556	F9		F8		F8 2-3		FC5-4 1-2 2-3 BB			3	0	0	0	1	0	2
Al Oliver, L (1, 3) OBP: 0.367, SLG: 0.438 Terry Francona, L (8, 3) OBP: 0.213, SLG: 0.244		FC5-4 1B	FC5-4 BB		3-H 2B		FC5-4 1B SF8 1-2f 2-3 3-H			3 0	1 0	2 0	2 0	1 0	0 0	2 0
Gary Carter, R (1, 2) OBP: 0.335, SLG: 0.422		FC5-4 WP 1B 1-2f 1B	FC5-4 1-2f 2-3		BB		1-3 3-H 1B			3	1	1	1	1	0	3
Warren Cromartie, L (1, 9) OBP: 0.352, SLG: 0.375		1B WP 1-2 FC5-4 1B	4-3		4-3		SF8 3-H			3	1	1	1	0	0	4
Tim Wallach, R (1, 5) OBP: 0.343, SLG: 0.450		FC5-4 1-3 2-H 1B	F8		P5		K			4	0	1	1	0	1	1
Doug Flynn, R (1, 4) OBP: 0.254, SLG: 0.292		FC5-4 1-2f 3-H	F9		F5-3			F8		4	0	0	1	0	0	1
Steve Rogers, R (1, 1) OBP: 0.148, SLG: 0.132		K	K		K			4-3		4	0	0	0	0	3	1
Inning Stats	R: 0 H: 0 E: 0 LOB: 0 K: 0 BB: 0 S: 3 P: 3	R: 2 H: 3 E: 1 LOB: 1 K: 1 BB: 0 S: 8 P: 8	R: 1 H: 2 E: 1 LOB: 2 K: 0 BB: 1 S: 5 P: 9	R: 0 H: 0 E: 0 LOB: 0 K: 1 BB: 0 S: 5 P: 5	R: 1 H: 2 E: 0 LOB: 2 K: 0 BB: 1 S: 5 P: 9	R: 0 H: 0 E: 0 LOB: 0 K: 1 BB: 0 S: 5 P: 5	R: 3 H: 1 E: 0 LOB: 1 K: 1 BB: 3 S: 6 P: 18	R: 0 H: 0 E: 0 LOB: 0 K: 0 BB: 0 S: 3 P: 3		1B: 6 SF: 1 2B: 2 SAC: 0 3B: 0 DP: 0 HR: 0 HBP: 0						

	AB	31
	R	7
	H	8
	RBI	6
	BB	5
	SO	4
	LOB	14

WP: 1 PA: 37
PB: 0
SB: 1
CS: 0

livebaseballscorecards.com

PITCHER		IP	WLS	BF	H	R	ER	SO	BB	IBB	HBP	BLK	WP	HR	S	P	ERA	WHIP
Michael LaCoss, R ERA: 4.75	(1, 1)	6.0	L	27	7	4	3	3	2	0	0	0	1	0	31	39	4.50	1.500
Frank LaCorte, R ERA: 5.63	(7, 1)	0.0		3	0	3	3	0	3	0	0	0	0	0	0	12	∞	∞
Frank DiPino, L ERA: 3.21	(7, 1)	1.0		4	1	0	0	1	0	0	0	0	0	0	6	6	0.00	1.000
Bill Dawley, R ERA: 2.6	(8, 1)	1.0		3	0	0	0	0	0	0	0	0	0	0	3	3	0.00	0.000

PITCHER	IP	WLS	BF	H	R	ER	SO	BB	IBB	HBP	BLK	WP	HR	S	P	ERA	WHIP

Montreal Expos @ Cincinnati Reds

Riverfront Stadium, Cincinnati, OH

Mon Jul 25 1983, 7:05 PM EDT

Unknown

TOP

livebaseballscorecards.com

Batter	1	2	3	4	5	6	7	8	9	AB	R	H	RBI	BB	SO	LOB
Tim Raines, S (1, 7) OBP: 0.374, SLG: 0.421	6-3		S 1B		F8			4-3		4	0	1	0	0	0	1
Bryan Little, S (1, 6) OBP: 0.347, SLG: 0.329	K		1-2 BB		P4			K		3	0	0	0	1	2	1
Andre Dawson, R (1, 8) OBP: 0.334, SLG: 0.561	HR		K			F7		K		4	1	1	1	0	2	2
Al Oliver, L (1, 3) OBP: 0.368, SLG: 0.439	1B		G3			L9			2-3 1B	4	1	2	0	0	0	2
Gary Carter, R (1, 2) OBP: 0.331, SLG: 0.417	K			K		K			2-3 1-2	4	0	0	0	0	3	2
Warren Cromartie, L (1, 9) OBP: 0.354, SLG: 0.374		P6		K			FC6-4 1B		1B BB	3	0	1	0	1	1	0
Tim Wallach, R (1, 5) OBP: 0.342, SLG: 0.448		F8		K			F7		1-2 2-H 1B	4	0	1	1	0	1	1
Doug Flynn, R (1, 4) OBP: 0.254, SLG: 0.291		F6-3			1B		FC6-4 1-2f		F8	4	0	1	0	0	0	3
Charlie Lea, R (1, 1)			L6		K		F5		K	2	0	0	0	0	1	1
Terry Crowley, L (7, PH) OBP: 0.458, SLG: 0.235										1	0	0	0	0	0	1
Bob James, R (7, 1)										0	0	0	0	0	0	0
Bryn Smith, R (8, 1) OBP: 0.200, SLG: 0.200										0	0	0	0	0	0	0
Terry Francona, L (9, PH) OBP: 0.211, SLG: 0.242										1	0	0	0	0	1	2
Inning Stats	R: 1 E: 0 K: 2 S: 9 H: 2 LOB: 1 BB: 0 P: 9	R: 0 E: 0 K: 0 S: 3 H: 0 LOB: 0 BB: 0 P: 3	R: 0 E: 0 K: 1 S: 6 H: 1 LOB: 2 BB: 1 P: 10	R: 0 E: 0 K: 3 S: 9 H: 0 LOB: 0 BB: 0 P: 9	R: 0 E: 0 K: 1 S: 6 H: 1 LOB: 1 BB: 0 P: 6	R: 0 E: 0 K: 1 S: 5 H: 0 LOB: 0 BB: 0 P: 5	R: 0 E: 0 K: 0 S: 4 H: 1 LOB: 1 BB: 0 P: 4	R: 0 E: 0 K: 2 S: 7 H: 0 LOB: 0 BB: 0 P: 7	R: 1 E: 0 K: 1 S: 7 H: 2 LOB: 2 BB: 1 P: 11	1B: 6 2B: 0 3B: 0 HR: 1	SF: 0 SAC: 0 DP: 0 HBP: 0						

AB	34
R	2
H	7
RBI	2
BB	2
SO	11
LOB	16

WP: 0 PB: 0 SB: 1 CS: 0 PA: 36

PITCHER	IP	WLS	BF	H	R	ER	SO	BB	IBB	HBP	BLK	WP	HR	S	P	ERA	WHIP
Mario Soto, R (1, 1) ERA: 2.44	9.0	W	36	7	2	2	11	2	0	0	0	0	1	56	64	2.00	1.000

PITCHER	IP	WLS	BF	H	R	ER	SO	BB	IBB	HBP	BLK	WP	HR	S	P	ERA	WHIP

Batter	1	2	3	4	5	6	7	8	9	AB	R	H	RBI	BB	SO	LOB
Eddie Milner, L (1, 8) OBP: 0.357, SLG: 0.375	BBBB 4-0 S 1B BB		BBBB 4-0 5-3 HR BB		x 0-0 ① SH3-4 1-2		x 0-0 ③ 5-3			1	2	0	0	2	0	0
Dave Concepcion, R (1, 6) OBP: 0.305, SLG: 0.285	x 0-0 E S 1-H 1B		x 0-0 ① F9		x 0-0 ② F4-3 2-3			x 0-0 S 1B 1B		4	1	2	1	0	0	2
Cesar Cedeno, R (1, 9) OBP: 0.289, SLG: 0.339	x 0-0 ① F9 1-3		x 0-0 ② 5-3 1-2		x 0-0 ③ G3			x 0-0 ① F9 1-2		4	0	0	0	0	0	4
Dan Driessen, L (1, 3) OBP: 0.418, SLG: 0.467	x 0-0 ② F8		x 0-0 2-H HR			x 0-0 ① F4-3		BBBB 4-0 1B G1-2-3 BB		3	1	1	2	1	0	1
Nick Esasky, R (1, 5) OBP: 0.348, SLG: 0.567	BBBB 4-0 BB		SSS 0-3 ③ K			SSS 0-3 ② K		x 0-0 BB 1-3 2-H 1B		3	0	1	1	1	2	0
Gary Redus, R (1, 7) OBP: 0.356, SLG: 0.464	SSS 0-3 ③ K			x 0-0 ① F9		BBBB 4-0 BB		BBBB 4-0 1-2 BB		2	0	0	0	2	1	2
Kelly Paris, R (1, 4) OBP: 0.305, SLG: 0.278		x 0-0 ① P3		x 0-0 ② F4-3		x 0-0 ③ F7		x 0-0 ② ③ G1-2-3 3-Hf		4	0	0	0	0	0	4
Alex Trevino, R (1, 2) OBP: 0.254, SLG: 0.250		x 0-0 ② P5		x 0-0 ③ F7			SSS 0-3 ① K			3	0	0	0	0	1	0
Mario Soto, R (1, 1) OBP: 0.164, SLG: 0.204		x 0-0 ③ F4-3			x 0-0 F4-3 SH3-4 1B		SSS 0-3 ② K			3	0	1	0	0	1	0
Inning Stats	R: 1 H: 1 E: 0 LOB: 2 K: 1 BB: 2 S: 6 P: 14	R: 0 H: 0 E: 0 LOB: 0 K: 0 BB: 0 S: 3 P: 3	R: 2 H: 1 E: 0 LOB: 0 K: 1 BB: 1 S: 6 P: 10	R: 0 H: 0 E: 0 LOB: 0 K: 0 BB: 0 S: 3 P: 3	R: 0 H: 1 E: 0 LOB: 1 K: 0 BB: 0 S: 4 P: 4	R: 0 H: 0 E: 0 LOB: 1 K: 1 BB: 1 S: 5 P: 9	R: 0 H: 0 E: 0 LOB: 0 K: 2 BB: 0 S: 7 P: 7	R: 1 H: 2 E: 0 LOB: 2 K: 0 BB: 2 S: 4 P: 12		1B: 4 SF: 0 2B: 0 SAC: 1 3B: 0 DP: 1 HR: 1 HBP: 0				WP: 0 PA: 34 PB: 0 SB: 3 CS: 0		

PITCHER		IP	WLS	BF	H	R	ER	SO	BB	IBB	HBP	BLK	WP	HR	S	P	ERA	WHIP
Charlie Lea, R ERA: 3.41	(1, 1)	6.0	L	25	3	3	3	3	4	0	0	0	0	1	27	43	4.50	1.167
Bob James, R ERA: 7.59	(7, 1)	1.1		8	2	1	1	2	2	0	0	0	0	0	10	18	6.75	3.000
Bryn Smith, R ERA: 2.69	(8, 1)	0.2		1	0	0	0	0	0	0	0	0	0	0	1	1	0.00	0.000

PITCHER	IP	WLS	BF	H	R	ER	SO	BB	IBB	HBP	BLK	WP	HR	S	P	ERA	WHIP

BOTTOM

Montreal Expos @ Cincinnati Reds

Riverfront Stadium, Cincinnati, OH

Mon Jul 25 1983, 7:05 PM EDT

Unknown

livebaseballscorecards.com

AB	27
R	4
H	5
RBI	4
BB	6
SO	5
LOB	13

Montreal Expos @ Cincinnati Reds

Riverfront Stadium, Cincinnati, OH

Mon Jul 25 1983, 7:05 PM EDT

Att. 17,646 - Unknown

TOP

Batter	1	2	3	4	5	6	7	8	9	AB	R	H	RBI	BB	SO	LOB
Tim Raines, S (1, 7) OBP: 0.370, SLG: 0.415	K		E4 S 2B	F9		F8	1-3			5	1	0	0	0	1	3
Bryan Little, S (1, 6) OBP: 0.355, SLG: 0.336	HR 1B		BB 2B		1B 1B		2B SF9 1B	F9		4	4	3	0	1	0	0
Andre Dawson, R (1, 8) OBP: 0.337, SLG: 0.572	HR		K		FC5-2 1B		SF9 SF7 2B	F8		5	2	3	2	0	1	2
Al Oliver, L (1, 3) OBP: 0.371, SLG: 0.442	1B		2B	F7			HBP 1B IBB	P6		4	1	2	2	1	0	2
Terry Francona, L (8, 3) OBP: 0.211, SLG: 0.242										0	0	0	0	0	0	0
Warren Cromartie, L (1, 9) OBP: 0.354, SLG: 0.374	K		IBB		FC5-2 1B		SF9		4-3	3	0	1	2	1	1	1
Tim Wallach, R (1, 5) OBP: 0.340, SLG: 0.443	P5		F7	FC5-2			1B 1B HBP		F2	4	0	0	0	0	0	5
Doug Flynn, R (1, 4) OBP: 0.249, SLG: 0.287		F3-1	F1-3		F9		SF7		F6-3	4	0	0	1	0	0	4
Bobby Ramos, R (1, 2) OBP: 0.426, SLG: 0.395		6-3		6-3		5-3	1B			4	0	1	1	0	0	0
Ray Burris, R (1, 1) OBP: 0.333, SLG: 0.379		6-3		6-3		K	1B			4	0	1	0	0	1	0
Inning Stats	R: 2 E: 0 K: 2 S: 10 H: 3 LOB: 1 BB: 0 P: 10	R: 0 E: 0 K: 0 S: 3 H: 0 LOB: 0 BB: 0 P: 3	R: 2 E: 1 K: 1 S: 7 H: 1 LOB: 2 BB: 2 P: 15	R: 0 E: 0 K: 0 S: 3 H: 0 LOB: 0 BB: 0 P: 3	R: 1 E: 0 K: 0 S: 6 H: 3 LOB: 2 BB: 0 P: 6	R: 0 E: 0 K: 1 S: 5 H: 0 LOB: 0 BB: 0 P: 5	R: 3 E: 0 K: 0 S: 7 H: 4 LOB: 3 BB: 1 P: 12	R: 0 E: 0 K: 0 S: 3 H: 0 LOB: 0 BB: 0 P: 3	R: 0 E: 0 K: 0 S: 3 H: 0 LOB: 0 BB: 0 P: 3	1B: 8 2B: 2 3B: 0 HR: 1 SF: 2 SAC: 0 DP: 0 HBP: 1						

livebaseballscorecards.com

AB	37
R	8
H	11
RBI	8
BB	3
SO	4
LOB	17

WP: 0 PB: 0 SB: 1 CS: 0 PA: 43

PITCHER	IP	WLS	BF	H	R	ER	SO	BB	IBB	HBP	BLK	WP	HR	S	P	ERA	WHIP
Rich Gale, R (1, 1) ERA: 5.2	5.0	L	25	7	5	4	3	1	1	0	0	0	1	29	37	7.20	1.600
Ted Power, R (6, 1) ERA: 4.54	2.0		12	4	3	3	1	0	1	1	0	0	0	12	17	13.50	2.000
Ben Hayes, R (8, 1) ERA: 5.4	1.0		3	0	0	0	0	0	0	0	0	0	0	3	3	0.00	0.000
Tom Hume, R (9, 1) ERA: 6.89	1.0		3	0	0	0	0	0	0	0	0	0	0	3	3	0.00	0.000

PITCHER	IP	WLS	BF	H	R	ER	SO	BB	IBB	HBP	BLK	WP	HR	S	P	ERA	WHIP

Batter	1	2	3	4	5	6	7	8	9	AB	R	H	RBI	BB	SO	LOB
Eddie Milner, L (1, 8) OBP: 0.358, SLG: 0.380	5-3 3-1 2B		F5			F7		E 1B 1B		4	1	2	0	0	0	0
Paul Householder, S (1, 9) OBP: 0.321, SLG: 0.371	5-3 2-3			5-3		F8		E 1-2 1B		4	0	1	0	0	0	1
Duane Walker, L (1, 7) OBP: 0.329, SLG: 0.395	3-1 3-H			BB BB		F8		F4 FC6-4 1-2 2-3		3	0	0	1	1	0	2
Dan Driessen, L (1, 3) OBP: 0.416, SLG: 0.460 Tom Hume, R (9, 1)	1-3			K			F6-4-3 BB	FC6-4 1-2f		3 0	0 0	0 0	0 0	1 0	1 0	4 0
Johnny Bench, R (1, 5) OBP: 0.308, SLG: 0.410 (9, 3)		5-3		BB 1-2			F6-4-3 1-2		K	3	0	0	0	1	1	1
Ron Oester, S (1, 4) OBP: 0.318, SLG: 0.393		F6-4-3 1B		F8			2B		K	4	0	2	0	0	1	2
Alan Knicely, R (1, 2) OBP: 0.326, SLG: 0.291		F6-4-3 1-2			5-3		K		6-3	4	0	0	0	0	1	2
Tom Foley, L (1, 6) OBP: 0.279, SLG: 0.291			F7		K			F9		3	0	0	0	0	1	0
Rich Gale, R (1, 1) OBP: 0.222, SLG: 0.188 Gary Redus, R (5, PH) OBP: 0.355, SLG: 0.462 Ted Power, R (6, 1) Ben Hayes, R (8, 1) Nick Esasky, R (8, PH) OBP: 0.346, SLG: 0.562 (9, 5)			K		F8			K		1 1 0 0 1	0 0 0 0 0	0 0 0 0 0	0 0 0 0 0	0 0 0 0 1	1 0 0 0 0	0 0 0 0 0
Inning Stats	R: 1 E: 0 K: 0 S: 4 H: 1 LOB: 0 BB: 0 P: 4	R: 0 E: 0 K: 0 S: 3 H: 1 LOB: 0 BB: 0 P: 3	R: 0 E: 0 K: 1 S: 5 H: 0 LOB: 0 BB: 0 P: 5	R: 0 E: 0 K: 1 S: 5 H: 0 LOB: 2 BB: 2 P: 13	R: 0 E: 0 K: 1 S: 5 H: 0 LOB: 0 BB: 0 P: 5	R: 0 E: 0 K: 0 S: 3 H: 0 LOB: 0 BB: 0 P: 3	R: 0 E: 0 K: 1 S: 5 H: 1 LOB: 1 BB: 1 P: 9	R: 0 E: 1 K: 1 S: 8 H: 2 LOB: 3 BB: 0 P: 8	R: 0 E: 0 K: 2 S: 7 H: 0 LOB: 0 BB: 0 P: 7	1B: 3 2B: 2 3B: 0 HR: 0 SF: 0 SAC: 0 DP: 2 HBP: 0						

PITCHER		IP	WLS	BF	H	R	ER	SO	BB	IBB	HBP	BLK	WP	HR	S	P	ERA	WHIP
Ray Burris, R ERA: 2.65	(1, 1)	9.0	W	34	5	1	1	7	3	0	0	0	0	0	45	57	1.00	0.889

PITCHER	IP	WLS	BF	H	R	ER	SO	BB	IBB	HBP	BLK	WP	HR	S	P	ERA	WHIP

BOTTOM

Montreal Expos @ Cincinnati Reds

Riverfront Stadium, Cincinnati, OH

Mon Jul 25 1983, 7:05 PM EDT

Att. 17,646 - Unknown

livebaseballscorecards.com

AB	31
R	1
H	5
RBI	1
BB	3
SO	7
LOB	12

WP: 0 PB: 0 SB: 0 CS: 0 PA: 34

Batter	1	2	3	4	5	6	7	8	9	AB	R	H	RBI	BB	SO	LOB
Tim Raines, S (1, 7) OBP: 0.368, SLG: 0.412	F3		K			1B		F8	G3 1-3 2-H 3-H	5	0	1	1	0	1	1
Bryan Little, S (1, 6) OBP: 0.355, SLG: 0.332	CS HBP			F8		F9		WP BB	F7	3	0	0	0	1	0	2
Andre Dawson, R (1, 8) OBP: 0.336, SLG: 0.566	P3 1-2			K		F8		1-2 IBB	5-3	4	0	0	0	1	1	3
Al Oliver, L (1, 3) OBP: 0.370, SLG: 0.440		F7		F8			WP 1B	F8		4	0	1	0	0	0	2
Warren Cromartie, L (1, 9) OBP: 0.353, SLG: 0.369		K			6-3		F9 1-2		2B BB	3	1	0	0	1	1	1
Tim Wallach, R (1, 5) OBP: 0.344, SLG: 0.455		HR			K		IBB		1B 1-H E 2B	3	2	2	2	1	1	0
Doug Flynn, R (1, 4) OBP: 0.253, SLG: 0.290		F6-3			1B		F8		E E G3 2-3 1B	4	1	2	0	0	0	2
Bobby Ramos, R (1, 2) OBP: 0.392, SLG: 0.357			F3		6-3		K		E5 G3 E E 1-2 3-H	4	1	0	1	0	1	4
Bill Gullickson, R (1, 1) OBP: 0.080, SLG: 0.063			F9			K		F9	E1 E 1-2 2-3	4	0	0	0	0	1	2
Inning Stats	R: 0 E: 0 K: 0 S: 2 H: 0 LOB: 0 BB: 0 P: 3	R: 1 E: 0 K: 1 S: 6 H: 1 LOB: 0 BB: 0 P: 6	R: 0 E: 0 K: 1 S: 5 H: 0 LOB: 0 BB: 0 P: 5	R: 0 E: 0 K: 1 S: 5 H: 0 LOB: 0 BB: 0 P: 5	R: 0 E: 0 K: 1 S: 6 H: 1 LOB: 1 BB: 0 P: 6	R: 0 E: 0 K: 1 S: 6 H: 1 LOB: 2 BB: 1 P: 6	R: 0 E: 0 K: 1 S: 6 H: 1 LOB: 2 BB: 1 P: 10	R: 0 E: 0 K: 0 S: 3 H: 0 LOB: 2 BB: 2 P: 11	R: 4 E: 3 K: 0 S: 7 H: 2 LOB: 1 BB: 1 P: 11	1B: 4 2B: 1 3B: 0 HR: 1 SF: 0 SAC: 0 DP: 0 HBP: 1						

PITCHER		IP	WLS	BF	H	R	ER	SO	BB	IBB	HBP	BLK	WP	HR	S	P	ERA	WHIP
Charlie Puleo, R ERA: 4.55	(1, 1)	7.2	L	30	4	1	1	6	1	2	1	0	2	1	38	51	1.17	0.652
Bill Scherrer, L ERA: 3.17	(8, 1)	0.1		1	0	0	0	0	0	0	0	0	0	0	1	1	0.00	0.000
Ben Hayes, R ERA: 5.8	(9, 1)	0.0		3	2	3	2	0	1	0	0	0	0	0	2	6	∞	∞
Tom Hume, R ERA: 6.68	(9, 1)	1.0		5	0	1	0	0	0	0	0	0	0	0	5	5	0.00	0.000

PITCHER	IP	WLS	BF	H	R	ER	SO	BB	IBB	HBP	BLK	WP	HR	S	P	ERA	WHIP

TOP

Montreal Expos @ Cincinnati Reds

Riverfront Stadium, Cincinnati, OH

Tue Jul 26 1983, 7:05 PM EDT

Att. 12,322 - Unknown

livebaseballscorecards.com

AB	34
R	5
H	6
RBI	4
BB	4
SO	6
LOB	17

WP: 2 PB: 0 SB: 0 CS: 1 PA: 39

Batter	1	2	3	4	5	6	7	8	9	AB	R	H	RBI	BB	SO	LOB
Eddie Milner, L (1, 8) OBP: 0.357, SLG: 0.377	F8		6-3 S BB			3-1		1-3		3	0	0	0	1	0	1
Dave Concepcion, R (1, 6) OBP: 0.304, SLG: 0.285	2B 1B		6-3 1-3			F4-3			F8	4	0	1	0	0	0	1
Cesar Cedeno, R (1, 9) OBP: 0.288, SLG: 0.335	F8		6-3			CS BB			K	3	0	0	0	1	1	2
Dan Driessen, L (1, 3) OBP: 0.413, SLG: 0.461	1-3 2B			K		CS 1-2	F4-3		F8	4	0	1	0	0	1	0
Nick Esasky, R (1, 5) OBP: 0.338, SLG: 0.548	K			6-3			1-3			3	0	0	0	0	1	2
Gary Redus, R (1, 7) OBP: 0.355, SLG: 0.458		6-3		F9			CS BB			2	0	0	0	1	0	0
Ron Oester, S (1, 4) OBP: 0.316, SLG: 0.389		P6			F7		CS 1-2	3-1		3	0	0	0	0	0	0
Dann Bilardello, R (1, 2) OBP: 0.258, SLG: 0.323		F3			K			2B		2	0	0	0	0	1	0
Duane Walker, L (8, PH) OBP: 0.333, SLG: 0.408										1	0	1	0	0	0	0
Alan Knicely, R (9, 2) OBP: 0.326, SLG: 0.291										0	0	0	0	0	0	0
Charlie Puleo, R (1, 1) OBP: 0.233, SLG: 0.115			F9		G3			K		2	0	0	0	0	0	0
Bill Scherrer, L (8, 1) OBP: 0.222, SLG: 0.125										0	0	0	0	0	0	0
Johnny Bench, R (8, PH) OBP: 0.307, SLG: 0.409										1	0	0	0	0	1	1
Ben Hayes, R (9, 1)										0	0	0	0	0	0	0
Tom Hume, R (9, 1)										0	0	0	0	0	0	0
Inning Stats	R: 0 E: 0 K: 1 S: 7 H: 2 LOB: 2 BB: 0 P: 7	R: 0 E: 0 K: 0 S: 3 H: 0 LOB: 0 BB: 0 P: 3	R: 0 E: 0 K: 0 S: 3 H: 0 LOB: 1 BB: 1 P: 7	R: 0 E: 0 K: 1 S: 5 H: 0 LOB: 0 BB: 0 P: 5	R: 0 E: 0 K: 1 S: 5 H: 0 LOB: 0 BB: 0 P: 5	R: 0 E: 0 K: 0 S: 2 H: 0 LOB: 0 BB: 1 P: 6	R: 0 E: 0 K: 0 S: 2 H: 0 LOB: 0 BB: 1 P: 6	R: 0 E: 0 K: 1 S: 6 H: 1 LOB: 1 BB: 0 P: 6	R: 0 E: 0 K: 1 S: 5 H: 0 LOB: 0 BB: 0 P: 5	1B: 1 2B: 2 3B: 0 HR: 0	SF: 0 SAC: 0 DP: 0 HBP: 0					

PITCHER	IP	WLS	BF	H	R	ER	SO	BB	IBB	HBP	BLK	WP	HR	S	P	ERA	WHIP
Bill Gullickson, R (1, 1) ERA: 4.21	9.0	W	31	3	0	0	5	3	0	0	0	0	0	38	50	0.00	0.667

PITCHER	IP	WLS	BF	H	R	ER	SO	BB	IBB	HBP	BLK	WP	HR	S	P	ERA	WHIP

BOTTOM

Montreal Expos @ Cincinnati Reds

Riverfront Stadium, Cincinnati, OH

Tue Jul 26 1983, 7:05 PM EDT

Att. 12,322 - Unknown

livebaseballscorecards.com

AB	28
R	0
H	3
RBI	0
BB	3
SO	5
LOB	7

Batter	1	2	3	4	5	6	7	8	9	AB	R	H	RBI	BB	SO	LOB
Tim Raines, S (1, 7) OBP: 0.368, SLG: 0.417	SH2-3 HR 2B	F7			4-3	1-H 2-H 2B			F8	5	1	2	1	0	0	1
Bryan Little, S (1, 6) OBP: 0.357, SLG: 0.329	SH2-3 2-3		G3		BBBB BB		BBBB FC1-4 BB		1-3	2	0	0	0	2	0	0
Andre Dawson, R (1, 8) OBP: 0.335, SLG: 0.570	3-H HR		F8		F5		FC1-4 S 1-2f			4	1	1	2	0	0	2
Al Oliver, L (1, 3) OBP: 0.368, SLG: 0.438	6-3		6-3			CS 1B	F2 1-2			4	0	1	0	0	0	1
Gary Carter, R (1, 2) OBP: 0.331, SLG: 0.421	F9			F8		1-2 1B 3B	SSS K			4	1	1	0	0	1	1
Warren Cromartie, L (1, 9) OBP: 0.355, SLG: 0.375		F8		F9 2B		1B FC6-4 3-H 1B		4-3		4	1	2	1	0	0	0
Tim Wallach, R (1, 5) OBP: 0.343, SLG: 0.453		E5 F9 1B		F9 2-3		FC6-4 1-3 1B		E5 F6-3		4	1	1	0	0	0	1
Doug Flynn, R (1, 4) OBP: 0.249, SLG: 0.286		F9 2-3		F4-1		FC6-4 1B 2B 1-2f 3-H		F6-3 1-2		4	1	0	1	0	0	4
Greg Bargar, R (1, 1) OBP: 0.200, SLG: 0.200 Terry Francona, L (6, PH) OBP: 0.217, SLG: 0.248 Bob James, R (6, 1)	3-H 1B				SSS K	1-2 2B 1B			SSS K	2 1 1	0 0 0	1 1 0	1 0 0	0 0 0	1 0 1	0 0 0
Inning Stats	R: 2 E: 0 K: 0 S: 5 H: 2 LOB: 0 BB: 0 P: 5	R: 1 E: 1 K: 0 S: 5 H: 1 LOB: 1 BB: 0 P: 5	R: 0 E: 0 K: 0 S: 3 H: 0 LOB: 0 BB: 0 P: 3	R: 0 E: 0 K: 0 S: 4 H: 1 LOB: 1 BB: 0 P: 4	R: 0 E: 0 K: 1 S: 5 H: 0 LOB: 1 BB: 1 P: 9	R: 3 E: 0 K: 0 S: 7 H: 6 LOB: 2 BB: 0 P: 7	R: 0 E: 0 K: 1 S: 5 H: 0 LOB: 1 BB: 1 P: 9	R: 0 E: 1 K: 0 S: 3 H: 0 LOB: 0 BB: 0 P: 3	R: 0 E: 0 K: 1 S: 5 H: 0 LOB: 0 BB: 0 P: 5	1B: 5 2B: 3 3B: 1 HR: 1 SF: 0 SAC: 1 DP: 1 HBP: 0						WP: 0 PB: 0 SB: 1 CS: 1 PA: 38	

TOP

Montreal Expos @ Cincinnati Reds

Riverfront Stadium, Cincinnati, OH

Wed Jul 27 1983, 7:05 PM EDT

Att. 12,082 - Unknown

livebaseballscorecards.com

AB	35
R	6
H	10
RBI	6
BB	2
SO	3
LOB	10

PITCHER		IP	WLS	BF	H	R	ER	SO	BB	IBB	HBP	BLK	WP	HR	S	P	ERA	WHIP
Frank Pastore, R ERA: 5.43	(1, 1)	5.2	L	27	9	6	5	1	1	0	0	0	0	1	28	32	7.94	1.765
Ted Power, R ERA: 4.46	(6, 1)	1.1		5	1	0	0	1	1	0	0	0	0	0	6	10	0.00	1.500
Bill Scherrer, L ERA: 3.05	(8, 1)	2.0		6	0	0	0	1	0	0	0	0	0	0	8	8	0.00	0.000

PITCHER	IP	WLS	BF	H	R	ER	SO	BB	IBB	HBP	BLK	WP	HR	S	P	ERA	WHIP

Batter	1	2	3	4	5	6	7	8	9	AB	R	H	RBI	BB	SO	LOB
Eddie Milner, L (1, 8) OBP: 0.358, SLG: 0.386	HR		1B		F8		K		F4	5	1	2	1	0	1	1
Dave Concepcion, R (1, 6) OBP: 0.303, SLG: 0.284	F4-3 F4-3 1B		K 1-2		3-1		K			4	0	1	0	0	2	2
Cesar Cedeno, R (1, 9) OBP: 0.295, SLG: 0.356	F4-3 1-2		BB G3		HR		1-H 2B			3	1	2	1	1	0	1
Dan Driessen, L (1, 3) OBP: 0.406, SLG: 0.452	F4-3 2-3		G3 1-2 2-3		F7			F8		4	0	0	0	0	0	3
Nick Esasky, R (1, 5) OBP: 0.336, SLG: 0.535	F9		K			6-3		HBP		3	0	0	0	0	1	3
Gary Redus, R (1, 7) OBP: 0.354, SLG: 0.455		F8		K		FC4-6 1B		K		4	0	1	0	0	2	1
Ron Oester, S (1, 4) OBP: 0.313, SLG: 0.385		F9		G3		FC4-6 1-2f		F4-3		4	0	0	0	0	0	2
Dann Bilardello, R (1, 2) OBP: 0.265, SLG: 0.347		HR		1B		K			F4-3	3	1	2	1	0	1	1
Duane Walker, L (9, PH) OBP: 0.331, SLG: 0.405										1	0	0	0	0	0	0
Frank Pastore, R (1, 1) OBP: 0.167, SLG: 0.171		6-3		F8			2B 1B		F2	2	0	0	0	0	0	1
Ted Power, R (6, 1)										0	0	0	0	0	0	0
Paul Householder, S (7, PH) OBP: 0.324, SLG: 0.374										1	0	1	0	0	0	0
Bill Scherrer, L (8, 1) OBP: 0.222, SLG: 0.125										0	0	0	0	0	0	0
Johnny Bench, R (9, PH) OBP: 0.306, SLG: 0.407										1	0	0	0	0	0	0
Inning Stats	R: 1 E: 0 K: 0 S: 5 H: 2 LOB: 1 BB: 0 P: 5	R: 1 E: 0 K: 0 S: 4 H: 1 LOB: 0 BB: 0 P: 4	R: 0 E: 0 K: 2 S: 8 H: 1 LOB: 2 BB: 1 P: 12	R: 0 E: 0 K: 1 S: 6 H: 1 LOB: 1 BB: 0 P: 6	R: 1 E: 0 K: 0 S: 4 H: 1 LOB: 0 BB: 0 P: 4	R: 0 E: 0 K: 1 S: 6 H: 1 LOB: 1 BB: 0 P: 6	R: 0 E: 0 K: 2 S: 8 H: 2 LOB: 2 BB: 0 P: 8	R: 0 E: 0 K: 1 S: 5 H: 0 LOB: 1 BB: 0 P: 6	R: 0 E: 0 K: 0 S: 3 H: 0 LOB: 0 BB: 0 P: 3	1B: 5 2B: 1 3B: 0 HR: 3	SF: 0 SAC: 0 DP: 0 HBP: 1						

PITCHER		IP	WLS	BF	H	R	ER	SO	BB	IBB	HBP	BLK	WP	HR	S	P	ERA	WHIP
Greg Bargar, R ERA: 4.3	(1, 1)	5.0	W	22	6	3	3	3	1	0	0	0	0	3	27	31	5.40	1.400
Bob James, R ERA: 5.52	(6, 1)	4.0	S	15	3	0	0	4	0	0	1	0	0	0	22	23	0.00	0.750

PITCHER	IP	WLS	BF	H	R	ER	SO	BB	IBB	HBP	BLK	WP	HR	S	P	ERA	WHIP

Montreal Expos @ Cincinnati Reds

Riverfront Stadium, Cincinnati, OH

Wed Jul 27 1983, 7:05 PM EDT

Att. 12,082 - Unknown

BOTTOM

livebaseballscorecards.com

AB	35
R	3
H	9
RBI	3
BB	1
SO	7
LOB	15

Batter	1	2	3	4	5	6	7	8	9	10	AB	R	H	RBI	BB	SO	LOB
Tom Herr, S (1, 4) OBP: 0.396, SLG: 0.393	FC4-2 3B		K		F4-3 2B 1B	F7			G3	FC6-4 BB 1-2 2-3 3-H	5	1	2	1	1	1	1
Willie McGee, S (1, 8) OBP: 0.323, SLG: 0.372	1B S 1B BB		F4-3 1B		F7		F4-3		G3	FC6-4 1-2f	5	1	1	0	1	0	4
Steve Braun, L (1, 7) OBP: 0.456, SLG: 0.532	FC4-2 1B 1-2 3-H		F4-3 1-2		F4-3 1-2		F7		S BB		4	0	0	0	1	0	4
David Green, R (9, PR) OBP: 0.333, SLG: 0.396 (9, 9)											0	0	0	0	0	0	0
George Hendrick, R (1, 3) OBP: 0.386, SLG: 0.506	1B 1-2 2-3 1B		5-3		2-H 2B		F5		K 1-2		5	0	2	1	0	1	2
Bruce Sutter, R (9, 1)											0	0	0	0	0	0	0
Darrell Porter, L (1, 2) OBP: 0.343, SLG: 0.431	1-2 2-H 3-H 1B			BB 1B	IBB			5-3		L3	4	0	2	1	1	0	0
Andy Van Slyke, L (1, 9) OBP: 0.327, SLG: 0.383 (9, 7) (9, 3)	K			F5	L3			K		CS 1B	5	0	1	0	0	2	5
Ken Oberkfell, L (1, 5) OBP: 0.369, SLG: 0.360		1-3		BB 1-2		1B		2B		BB 1B BB 1-2	3	0	2	0	1	0	0
Floyd Rayford, R (10, PH) OBP: 0.270, SLG: 0.424											0	0	0	0	1	0	0
Mike Ramsey, S (10, PR) OBP: 0.328, SLG: 0.339 (10, 5)											0	1	0	0	0	0	0
Ozzie Smith, S (1, 6) OBP: 0.291, SLG: 0.302		G3		F8		F9		IBB		BB BB 1-2 1B	4	0	1	0	1	0	3
John Stuper, R (1, 1) OBP: 0.167, SLG: 0.143		5-3		K		K		K		BB 1-2 2-3 BB	4	0	0	0	0	3	5
Dave Rucker, L (8, 1)											0	0	0	0	0	0	0
Lonnie Smith, R (9, 7) OBP: 0.394, SLG: 0.460											0	0	0	0	1	0	0
Inning Stats	R: 1 H: 3 E: 0 LOB: 2 K: 1 BB: 1 S: 7 P: 11	R: 0 H: 0 E: 0 LOB: 0 K: 0 BB: 0 S: 3 P: 3	R: 0 H: 1 E: 0 LOB: 1 K: 1 BB: 0 S: 6 P: 6	R: 0 H: 1 E: 0 LOB: 2 K: 1 BB: 1 S: 6 P: 10	R: 1 H: 2 E: 0 LOB: 2 K: 0 BB: 1 S: 5 P: 9	R: 0 H: 1 E: 0 LOB: 1 K: 1 BB: 0 S: 6 P: 6	R: 0 H: 0 E: 0 LOB: 0 K: 0 BB: 0 S: 3 P: 3	R: 0 H: 1 E: 0 LOB: 2 K: 2 BB: 1 S: 8 P: 12	R: 0 H: 0 E: 0 LOB: 2 K: 1 BB: 1 S: 5 P: 9	R: 1 H: 2 E: 0 LOB: 3 K: 0 BB: 3 S: 4 P: 16	1B: 8 SF: 0 2B: 2 SAC: 0 3B: 1 DP: 0 HR: 0 HBP: 0						

PITCHER		IP	WLS	BF	H	R	ER	SO	BB	IBB	HBP	BLK	WP	HR	S	P	ERA	WHIP
Steve Rogers, R ERA: 2.95	(1, 1)	9.1		41	9	2	2	7	3	2	0	0	0	0	50	70	1.93	1.286
Woodie Fryman, L ERA: 21.0	(10, 1)	0.0	L	1	1	0	0	0	0	0	0	0	0	0	1	1	∞	∞
Jeff Reardon, R ERA: 2.79	(10, 1)	0.2		5	1	1	1	0	3	0	0	0	0	0	2	14	13.50	6.000

PITCHER	IP	WLS	BF	H	R	ER	SO	BB	IBB	HBP	BLK	WP	HR	S	P	ERA	WHIP

TOP

St. Louis Cardinals @ Montreal Expos

Olympic Stadium, Montreal, QB

Thu Jul 28 1983, 7:05 PM EDT

Unknown - 66 F

livebaseballscorecards.com

AB	39
R	3
H	11
RBI	3
BB	8
SO	7
LOB	24

WP: 0	PA: 47		
PB: 0			
SB: 2			
CS: 1			

Batter	1	2	3	4	5	6	7	8	9	10	AB	R	H	RBI	BB	SO	LOB
Tim Raines, S (1, 7) (10, 4) OBP: 0.371, SLG: 0.421	BBBB 4-0 1B PB 1B BB		x 0-0 ② F7		x 0-0 2B			x 0-0 BB 1B		x 0-0 ② G3	4	1	2	0	1	0	0
Bryan Little, S (1, 6) OBP: 0.357, SLG: 0.329	x 0-0 FC4-6 1B 1-3 1B		x 0-0 ③ 4-3		x 0-0 ③ 1-3			BBBB 4-0 1-2 BB		x 0-0 ③ 1-3	3	0	1	0	0	0	1
Terry Crowley, L (8, PH) OBP: 0.480, SLG: 0.235											0	0	0	0	1	0	0
Chris Speier, R (8, PR) (9, 6) OBP: 0.339, SLG: 0.332											1	0	0	0	0	0	0
Andre Dawson, R (1, 8) OBP: 0.339, SLG: 0.571	x 0-0 FC4-6 1-2 3-H 1B			BBBB 4-0 1B BLK G6-4-3 BB		x 0-0 G4-6-3 1B		x 0-0 ② F8			3	1	2	1	1	0	2
Al Oliver, L (1, 3) OBP: 0.367, SLG: 0.436	x 0-0 ① FC4-6 G6-4-3 1-2f 2-3			x 0-0 G6-4-3 1-3 1B		x 0-0 ①② G4-6-3 1-2f		SSS 0-3 ③ K			4	0	1	0	0	1	5
Gary Carter, R (1, 2) OBP: 0.330, SLG: 0.419	x 0-0 ②③ G6-4-3 1-2f			x 0-0 ①② G6-4-3 1-2f 3-H		x 0-0 ③ F8			x 0-0 BB 1B		4	0	1	0	0	0	3
Warren Cromartie, L (1, 9) OBP: 0.354, SLG: 0.373		x 0-0 ① 6-3		x 0-0 1B			SSS 0-3 ① K		x 0-0 ① B1		4	0	1	0	0	1	1
Tim Wallach, R (1, 5) OBP: 0.342, SLG: 0.449		x 0-0 ② F7		SSS 0-3 ③ K			x 0-0 ② F8		BBBB 4-0 G5-4-3 1-2 BB		3	0	0	0	1	1	1
Doug Flynn, R (1, 4) OBP: 0.247, SLG: 0.283		x 0-0 ③ F7			x 0-0 ① F5-3		SSS 0-3 ③ K		x 0-0 ②③ G5-4-3 1-2f		3	0	0	0	0	1	0
Mike Stenhouse, L (9, PH) (10, 7) Woodie Fryman, R (10, 1) Jeff Reardon, R (10, 1) OBP: 0.143, SLG: 0.143											1	0	0	0	0	0	2
Steve Rogers, R (1, 1) OBP: 0.140, SLG: 0.125			SSS 0-3 ① K		x 0-0 ② P3			x 0-0 ① B1		x 0-0 ① L5	3	0	0	0	0	1	0
Terry Francona, L (10, 7) OBP: 0.215, SLG: 0.246											1	0	0	0	0	0	0
Inning Stats	R: 1 H: 2 E: 0 LOB: 1 K: 0 BB: 1 S: 4 P: 8	R: 0 H: 0 E: 0 LOB: 0 K: 0 BB: 0 S: 3 P: 3	R: 0 H: 0 E: 0 LOB: 0 K: 1 BB: 0 S: 5 P: 5	R: 1 H: 2 E: 0 LOB: 1 K: 1 BB: 1 S: 6 P: 10	R: 0 H: 1 E: 0 LOB: 1 K: 0 BB: 0 S: 4 P: 4	R: 0 H: 1 E: 0 LOB: 0 K: 0 BB: 0 S: 3 P: 3	R: 0 H: 0 E: 0 LOB: 0 K: 2 BB: 0 S: 7 P: 7	R: 0 H: 1 E: 0 LOB: 2 K: 1 BB: 1 S: 6 P: 10	R: 0 H: 1 E: 0 LOB: 1 K: 0 BB: 1 S: 3 P: 7	R: 0 H: 0 E: 0 LOB: 0 K: 0 BB: 0 S: 3 P: 3						

PITCHER		IP	WLS	BF	H	R	ER	SO	BB	IBB	HBP	BLK	WP	HR	S	P	ERA	WHIP
John Stuper, R ERA: 4.26	(1, 1)	7.2		30	7	2	2	4	3	0	0	1	0	0	35	47	2.35	1.304
Dave Rucker, L ERA: 10.38	(8, 1)	0.2		3	1	0	0	1	0	0	0	0	0	0	5	5	0.00	1.500
Bruce Sutter, R ERA: 4.31	(9, 1)	1.2	W	5	0	0	0	0	1	0	0	0	0	0	4	8	0.00	0.600

PITCHER	IP	WLS	BF	H	R	ER	SO	BB	IBB	HBP	BLK	WP	HR	S	P	ERA	WHIP

St. Louis Cardinals @ Montreal Expos

Olympic Stadium, Montreal, QB

Thu Jul 28 1983, 7:05 PM EDT

Unknown - 66 F

BOTTOM

livebaseballscorecards.com

AB	34
R	2
H	8
RBI	1
BB	4
SO	5
LOB	15

1B: 7	SF: 0	WP: 0	PA: 38
2B: 1	SAC: 0	PB: 1	
3B: 0	DP: 4	SB: 0	
HR: 0	HBP: 0	CS: 0	

Batter	1	2	3	4	5	6	7	8	9	AB	R	H	RBI	BB	SO	LOB
Lonnie Smith, R (1, 7) OBP: 0.395, SLG: 0.458	BBBB 4-0 S 2B BB	x 0-0 S 2B 2-H 1B		x 0-0 ① F7	x 0-0 ②③ L3 1-2	BBBB 4-0 WP 1B BB	x 0-0 ① P6	3	2	1	1	1	0	2
Andy Van Slyke, L (5, 7) OBP: 0.329, SLG: 0.380								1	0	0	0	1	0	0
Ozzie Smith, S (1, 6) OBP: 0.294, SLG: 0.312	x 0-0 S 1B 1-H 2B	x 0-0 1B 1-H 2B		x 0-0 ② F4		x 0-0 ① 6-3	x 0-0 WP 1-2 2-H 1B		x 0-0 ② F3	6	2	3	3	0	0	0
David Green, R (1, 9) OBP: 0.333, SLG: 0.392	SSS 0-3 ① K	x 0-0 ② 2-H 1B		SSS 0-3 ③ K		BBBB 4-0 FC1-6 1B BB	SSS 0-3 ③ K 1-2 2-3		x 0-0 ③ F3	5	0	1	1	1	3	3
George Hendrick, R (1, 3) OBP: 0.394, SLG: 0.515	x 0-0 F8 1B 2-H 1B	x 0-0 1B 1B			BBBB 4-0 BB 1B 3B BB	x 0-0 FC1-6 1-2 1B		x 0-0 F4-3 1B 2B		4	2	4	1	1	0	0
Willie McGee, S (1, 8) OBP: 0.327, SLG: 0.375	x 0-0 FC4-6 1-2 1B	x 0-0 ③ 1-3 1B			x 0-0 BB 1-2 3B 1B	x 0-0 ② FC1-6 1-2f 2-3		x 0-0 ① F4-3 2-3		5	1	3	0	0	0	3
Floyd Rayford, R (1, 5) OBP: 0.262, SLG: 0.410	x 0-0 ② F8 2-3		x 0-0 ① 5-3		BBBB 4-0 1-2 2-3 3B BB	SSS 0-3 ③ K		x 0-0 BB 3-H 1B		2	0	0	0	0	0	2
Darrell Porter, L (5, PH) OBP: 0.345, SLG: 0.431										0	0	0	0	1	0	0
Bill Lyons, R (5, PR) OBP: 0.222, SLG: 0.222										2	1	1	1	0	1	2
(5, 5)																
Glenn Brummer, R (1, 2) OBP: 0.316, SLG: 0.358	x 0-0 ③ FC4-6 1-2f		x 0-0 ② F4-3		x 0-0 ① F8		SSS 0-3 ① K	BBBB 4-0 1-2 BB		4	0	0	0	1	1	5
Mike Ramsey, S (1, 4) OBP: 0.339, SLG: 0.368		x 0-0 ① 6-3	x 0-0 1B		x 0-0 1-H 2-H 3-H 3B		x 0-0 SH3-4 1B 1B	x 0-0 ② F8		5	1	3	3	0	0	2
Bob Forsch, R (1, 1) OBP: 0.273, SLG: 0.308		x 0-0 1B 2B	x 0-0 ③ P6		BBBB 4-0 L3 BB		x 0-0 ② SH3-4 1-2	SSS 0-3 ③ K		3	1	1	0	1	1	3
Inning Stats	R: 2 E: 0 K: 1 S: 8 H: 3 LOB: 2 BB: 1 P: 12	R: 3 E: 0 K: 0 S: 7 H: 6 LOB: 2 BB: 0 P: 7	R: 0 E: 0 K: 0 S: 4 H: 1 LOB: 1 BB: 0 P: 4	R: 0 E: 0 K: 1 S: 5 H: 0 LOB: 0 BB: 0 P: 5	R: 3 E: 0 K: 0 S: 4 H: 2 LOB: 2 BB: 3 P: 16	R: 0 E: 0 K: 1 S: 6 H: 1 LOB: 2 BB: 1 P: 10	R: 1 E: 0 K: 2 S: 9 H: 2 LOB: 2 BB: 1 P: 13	R: 1 E: 0 K: 1 S: 7 H: 2 LOB: 2 BB: 1 P: 11	R: 0 E: 0 K: 0 S: 3 H: 0 LOB: 0 BB: 0 P: 3	1B: 12 2B: 5 3B: 1 HR: 0 SF: 0 SAC: 1 DP: 1 HBP: 0						

TOP

St. Louis Cardinals @ Montreal Expos

Olympic Stadium, Montreal, QB

Thu Jul 28 1983, 7:05 PM EDT

Att. 50,834 - Unknown - 62 F

livebaseballscorecards.com

AB	40
R	10
H	17
RBI	10
BB	7
SO	6
LOB	22

PITCHER		IP	WLS	BF	H	R	ER	SO	BB	IBB	HBP	BLK	WP	HR	S	P	ERA	WHIP
Dan Schatzeder, L ERA: 2.82	(1, 1)	1.2	L	13	8	5	5	1	1	0	0	0	0	0	14	18	27.00	5.400
Ray Burris, R ERA: 2.85	(2, 1)	2.2		14	4	3	3	1	3	0	0	0	0	0	13	25	10.12	2.625
Bob James, R ERA: 5.19	(5, 1)	2.2		12	3	1	1	3	2	0	0	0	1	0	16	24	3.38	1.875
Jeff Reardon, R ERA: 2.85	(8, 1)	2.0		9	2	1	1	1	1	0	0	0	0	0	10	14	4.50	1.500

PITCHER	IP	WLS	BF	H	R	ER	SO	BB	IBB	HBP	BLK	WP	HR	S	P	ERA	WHIP

BOTTOM

St. Louis Cardinals @ Montreal Expos

Olympic Stadium, Montreal, QB

Thu Jul 28 1983, 7:05 PM EDT

Att. 50,834 - Unknown - 62 F

livebaseballscorecards.com

Batter	1	2	3	4	5	6	7	8	9	AB	R	H	RBI	BB	SO	LOB
Tim Raines, S (1, 7) OBP: 0.371, SLG: 0.420	PO 1B		L9			4-3		P6		3	0	1	0	0	0	1
Mike Vail, R (8, PH) (9, 7) OBP: 0.286, SLG: 0.354										1	0	0	0	0	0	1
Bryan Little, S (1, 6) OBP: 0.357, SLG: 0.329	L9		F8			2B 1B		1-3 2B		3	0	1	0	0	0	2
Chris Speier, R (8, PH) (9, 6) OBP: 0.342, SLG: 0.340										1	0	1	0	0	0	0
Andre Dawson, R (1, 8) OBP: 0.339, SLG: 0.572	L3			F8		1-3 2B		SF8 3-H		3	0	1	0	0	0	1
Jim Wohlford, R (7, 8) OBP: 0.297, SLG: 0.389										0	0	0	1	0	0	0
Gary Carter, R (1, 2) OBP: 0.330, SLG: 0.416	PO 1-2	6-3		BB		F6		4-3		2	0	0	0	1	0	2
Bobby Ramos, R (7, 2) OBP: 0.385, SLG: 0.349										1	0	0	0	0	0	1
Mike Stenhouse, L (1, 3) OBP: 0.200, SLG: 0.400		G3 2B		L9		4-3			P4	4	0	1	0	0	0	3
Warren Cromartie, L (1, 9) OBP: 0.351, SLG: 0.371		G3 2-3		4-3			G3		1B	2	0	0	0	0	0	2
Bob James, R (5, 1)										0	0	0	0	0	0	0
Terry Crowley, L (7, PH) OBP: 0.462, SLG: 0.222										1	0	0	0	0	0	0
Jeff Reardon, R (8, 1) OBP: 0.143, SLG: 0.143										0	0	0	0	0	0	0
Al Oliver, L (9, PH) OBP: 0.369, SLG: 0.437										1	0	1	0	0	0	0
Tim Wallach, R (1, 5) OBP: 0.339, SLG: 0.445		F9			6-3		F9		F7	4	0	0	0	0	0	2
Doug Flynn, R (1, 4) OBP: 0.247, SLG: 0.286			2B		K		F8		F8	4	0	1	0	0	1	1
Dan Schatzeder, L (1, 1) OBP: 0.200, SLG: 0.200			P4		F8			2B SF8 1B		0	0	0	0	0	0	0
Ray Burris, R (2, 1) OBP: 0.323, SLG: 0.367										1	0	0	0	0	0	1
Terry Francona, L (5, 9) OBP: 0.220, SLG: 0.250										2	1	1	0	0	0	0
Inning Stats	R: 0 H: 1 E: 0 LOB: 0 K: 0 BB: 0 S: 3 P: 3	R: 0 H: 1 E: 0 LOB: 1 K: 0 BB: 0 S: 4 P: 4	R: 0 H: 1 E: 0 LOB: 1 K: 0 BB: 0 S: 4 P: 4	R: 0 H: 0 E: 0 LOB: 1 K: 0 BB: 1 S: 3 P: 7	R: 0 H: 0 E: 0 LOB: 0 K: 1 BB: 0 S: 5 P: 5	R: 0 H: 2 E: 0 LOB: 2 K: 0 BB: 0 S: 5 P: 5	R: 0 H: 0 E: 0 LOB: 0 K: 0 BB: 0 S: 3 P: 3	R: 1 H: 2 E: 0 LOB: 1 K: 0 BB: 0 S: 5 P: 5	R: 0 H: 1 E: 0 LOB: 1 K: 0 BB: 0 S: 4 P: 4	1B: 4 2B: 4 3B: 0 HR: 0	SF: 1 SAC: 0 DP: 0 HBP: 0						

PITCHER	IP	WLS	BF	H	R	ER	SO	BB	IBB	HBP	BLK	WP	HR	S	P	ERA	WHIP
Bob Forsch, R (1, 1) ERA: 4.34	9.0	W	35	8	1	1	1	1	0	0	0	0	0	36	40	1.00	1.000

PITCHER	IP	WLS	BF	H	R	ER	SO	BB	IBB	HBP	BLK	WP	HR	S	P	ERA	WHIP

AB	33
R	1
H	8
RBI	1
BB	1
SO	1
LOB	17

WP: 0 PA: 36
PB: 0
SB: 0
CS: 0

Batter	1	2	3	4	5	6	7	8	9	AB	R	H	RBI	BB	SO	LOB
Lonnie Smith, R (1, 7) OBP: 0.393, SLG: 0.455	F4-3		1B		F8		F4-6 1-2			4	0	1	0	0	0	3
Willie McGee, S (1, 8) OBP: 0.326, SLG: 0.374	K		F8			F4-3		FC6-4 1B		4	0	1	0	0	1	1
Ken Oberkfell, L (1, 5) OBP: 0.370, SLG: 0.368	WP 2B		F9			2B		FC6-4 1-2f		4	0	2	0	0	0	2
George Hendrick, R (1, 3) OBP: 0.392, SLG: 0.510	2-3 BB			6-3		F9		K		3	0	0	0	1	1	2
Darrell Porter, L (1, 2) OBP: 0.340, SLG: 0.425	K			F4-3		6-3		K		4	0	0	0	0	2	4
Tom Herr, S (1, 4) OBP: 0.394, SLG: 0.394		6-3		G3			F4-3 1B 2B		F7	4	1	1	0	0	0	0
Andy Van Slyke, L (1, 9) OBP: 0.327, SLG: 0.398		P5			5-3		F4-3 2-3		HR	4	1	1	1	0	0	1
Ozzie Smith, S (1, 6) OBP: 0.296, SLG: 0.314		F4-3			E5 F4-3		BLK 3-H 1B		G1-6-3 1B	4	0	2	1	0	0	0
Neil Allen, R (1, 1) OBP: 0.129, SLG: 0.194			P5		F4-3 2-3		F4-6 1-2 BB		G1-6-3 1-2f	2	0	0	0	0	0	1
Dave Vonohlen, L (5, 1)										0	0	0	0	0	0	0
Steve Braun, L (7, PH) OBP: 0.466, SLG: 0.532										0	0	0	0	1	0	0
Dave Rucker, L (7, 1)										0	0	0	0	0	0	0
Jamie Quirk, L (9, PH) OBP: 0.292, SLG: 0.350										1	0	0	0	0	0	1
Inning Stats	R: 0 E: 0 K: 2 S: 8 H: 1 LOB: 2 BB: 1 P: 12	R: 0 E: 0 K: 0 S: 3 H: 0 LOB: 0 BB: 0 P: 3	R: 0 E: 0 K: 0 S: 4 H: 1 LOB: 1 BB: 0 P: 4	R: 0 E: 0 K: 0 S: 3 H: 0 LOB: 0 BB: 0 P: 3	R: 0 E: 1 K: 0 S: 4 H: 0 LOB: 1 BB: 0 P: 4	R: 0 E: 0 K: 0 S: 4 H: 1 LOB: 1 BB: 0 P: 4	R: 1 E: 0 K: 0 S: 4 H: 2 LOB: 1 BB: 1 P: 8	R: 0 E: 0 K: 2 S: 8 H: 1 LOB: 1 BB: 0 P: 8	R: 1 E: 0 K: 0 S: 4 H: 2 LOB: 0 BB: 0 P: 4	1B: 4 2B: 4 3B: 0 HR: 1 SF: 0 SAC: 0 DP: 2 HBP: 0						

PITCHER	IP	WLS	BF	H	R	ER	SO	BB	IBB	HBP	BLK	WP	HR	S	P	ERA	WHIP
Bryn Smith, R (1, 1) ERA: 2.6	9.0	W	36	8	2	2	4	2	0	0	1	1	1	42	50	2.00	1.111

PITCHER	IP	WLS	BF	H	R	ER	SO	BB	IBB	HBP	BLK	WP	HR	S	P	ERA	WHIP

TOP

St. Louis Cardinals @ Montreal Expos

Olympic Stadium, Montreal, QB

Fri Jul 29 1983, 7:05 PM EDT

Att. 34,254 - Unknown - 82 F

livebaseballscorecards.com

AB	34
R	2
H	8
RBI	2
BB	2
SO	4
LOB	15

WP: 1 PA: 36
PB: 0
SB: 0
CS: 0

Batter	1	2	3	4	5	6	7	8	9	AB	R	H	RBI	BB	SO	LOB
Tim Raines, S (1, 7) OBP: 0.372, SLG: 0.422	S S S 0-3 K ①			x 0-0 4-3 ①	4-0 G3 1B IBB		x 0-0 6-3 1B 2B			3	2	1	0	1	1	0
Bryan Little, S (1, 6) OBP: 0.352, SLG: 0.324	S S S 0-3 K ②			x 0-0 6-3 ②	x 0-0 G3 ② 1-2 2-3 3-H		x 0-0 6-3 ② 2-3			4	0	0	1	0	1	3
Andre Dawson, R (1, 8) OBP: 0.343, SLG: 0.580	x 0-0 5-3 ③			x 0-0 HR	4-0 1B IBB		x 0-0 3-H 1B			3	1	2	2	1	0	0
Al Oliver, L (1, 3) OBP: 0.368, SLG: 0.435		x 0-0 4-3 ①		x 0-0 L8 ③	x 0-0 FC4-6 1-3 2-H 3-H 1B		x 0-0 F8 ③			4	0	1	2	0	0	1
Terry Francona, L (8, 3) OBP: 0.220, SLG: 0.250										0	0	0	0	0	0	0
Warren Cromartie, L (1, 9) OBP: 0.350, SLG: 0.372		x 0-0 4-3 ②			x 0-0 1B 2B 2B x 0-0 FC4-6 ③ 1-2			x 0-0 4-3 ①		4	1	1	0	0	0	2
Gary Carter, R (1, 2) OBP: 0.329, SLG: 0.414		x 0-0 F9 ③			x 0-0 2B 1B 2-3 1B	x 0-0 L3 ①		x 0-0 F8 ②		4	1	1	0	0	0	0
Tim Wallach, R (1, 5) OBP: 0.340, SLG: 0.448			S S S 0-3 K2-3 ①		x 0-0 1B G3 1-3 3-H 2B	x 0-0 F6-4-3 1B		S S S 0-3 K ③		4	1	2	1	0	2	0
Doug Flynn, R (1, 4) OBP: 0.247, SLG: 0.286			x 0-0 F1-3 ②		x 0-0 G3 SH1-4 1B 2-3 3-H 1B	x 0-0 ② ③ F6-4-3 1-2				3	1	1	1	0	0	1
Bryn Smith, R (1, 1) OBP: 0.143, SLG: 0.143			x 0-0 L1 ③		x 0-0 SH1-4 ① 1-2		x 0-0 6-3 ①			2	0	0	0	0	0	0
Inning Stats	R: 0 H: 0 E: 0 LOB: 0 K: 2 BB: 0 S: 7 P: 7	R: 0 H: 0 E: 0 LOB: 0 K: 0 BB: 0 S: 3 P: 3	R: 0 H: 0 E: 0 LOB: 0 K: 1 BB: 0 S: 5 P: 5	R: 1 H: 1 E: 0 LOB: 0 K: 0 BB: 0 S: 4 P: 4	R: 5 H: 5 E: 0 LOB: 2 K: 0 BB: 2 S: 8 P: 16	R: 0 H: 1 E: 0 LOB: 0 K: 0 BB: 0 S: 3 P: 3	R: 1 H: 2 E: 0 LOB: 1 K: 0 BB: 0 S: 5 P: 5	R: 0 H: 0 E: 0 LOB: 0 K: 1 BB: 0 S: 5 P: 5		1B: 5 SF: 0 2B: 3 SAC: 1 3B: 0 DP: 1 HR: 1 HBP: 0						WP: 0 PA: 34 PB: 0 SB: 0 CS: 0

PITCHER		IP	WLS	BF	H	R	ER	SO	BB	IBB	HBP	BLK	WP	HR	S	P	ERA	WHIP
Neil Allen, R ERA: 3.55	(1, 1)	4.2	L	20	5	6	6	3	0	1	0	0	0	1	25	29	11.57	1.071
Dave Vonohlen, L ERA: 3.05	(5, 1)	1.1		6	2	0	0	0	0	1	0	0	0	0	5	9	0.00	1.500
Dave Rucker, L ERA: 9.78	(7, 1)	2.0		8	2	1	1	1	0	0	0	0	0	0	10	10	4.50	1.000

PITCHER	IP	WLS	BF	H	R	ER	SO	BB	IBB	HBP	BLK	WP	HR	S	P	ERA	WHIP

BOTTOM

St. Louis Cardinals @ Montreal Expos

Olympic Stadium, Montreal, QB

Fri Jul 29 1983, 7:05 PM EDT

Att. 34,254 - Unknown - 82 F

livebaseballscorecards.com

AB	31
R	7
H	9
RBI	7
BB	2
SO	4
LOB	7

Batter	1	2	3	4	5	6	7	8	9	AB	R	H	RBI	BB	SO	LOB
Lonnie Smith, R (1, 7) OBP: 0.387, SLG: 0.447 David Green, R (9, 9) OBP: 0.333, SLG: 0.392	F8			6-3	F9		F4		6-3	5 0	0 0	0 0	0 0	0 0	0 0	0 0
Willie McGee, S (1, 8) OBP: 0.328, SLG: 0.374	K			1B 1B 1B		BBBB WP S E BB	G3			3	2	1	0	1	1	0
Ken Oberkfell, L (1, 5) OBP: 0.369, SLG: 0.366	F8			1B 1B SF7 1-2 1B		G3 1-3		F4-3		4	1	1	0	0	0	1
George Hendrick, R (1, 3) OBP: 0.393, SLG: 0.509		5-3		SF7 1B 1-2 2-H 1B		E7 1B 1B 3-H		BBBB 1B BB		3	0	1	1	1	0	0
Darrell Porter, L (1, 2) OBP: 0.342, SLG: 0.426		G3		1-2 2-3 1B		1B 1-2 1B		F9		4	0	2	0	0	0	1
Tom Herr, S (1, 4) OBP: 0.395, SLG: 0.397		6-3		SF7 2-3 3-H		1-3 2-H 1B		1-2 1B		3	0	2	1	0	0	0
Andy Van Slyke, L (1, 9) OBP: 0.325, SLG: 0.390 (9, 7)			F8	P3		IBB		SSS K		3	0	0	0	1	1	4
Ozzie Smith, S (1, 6) OBP: 0.293, SLG: 0.310			F4	SSS K		F9			1-3	4	0	0	0	0	1	3
Dave LaPoint, L (1, 1) OBP: 0.235, SLG: 0.152 Bruce Sutter, R (7, 1)			1-3	SSS K			SSS K		SSS K	3 1	0 0	0 0	0 0	0 0	2 1	0 0

St. Louis Cardinals @ Montreal Expos

Olympic Stadium, Montreal, QB

Sat Jul 30 1983, 7:05 PM EDT

Att. 40,797 - Unknown - 72 F

TOP

livebaseballscorecards.com

AB	33
R	3
H	7
RBI	2
BB	3
SO	6
LOB	9

Inning Stats	1	2	3	4	5	6	7	8	9	1B: 7	SF: 1	WP: 1	PA: 37
R	0	0	0	2	0	1	0	0	0	2B: 0	SAC: 0	PB: 0	
E	0	0	0	0	0	1	0	0	0	3B: 0	DP: 0	SB: 1	
K	1	0	0	0	2	0	1	1	1	HR: 0	HBP: 0	CS: 0	
S	5	3	3	7	7	5	5	6	5				
H	0	0	0	4	0	2	0	1	0				
LOB	0	0	0	2	0	3	0	2	0				
BB	0	0	0	0	0	2	0	1	0				
P	5	3	3	7	7	13	5	10	5				

PITCHER		IP	WLS	BF	H	R	ER	SO	BB	IBB	HBP	BLK	WP	HR	S	P	ERA	WHIP
Charlie Lea, R	(1, 1)	7.0	L	29	6	3	3	4	1	1	0	0	1	0	35	43	3.86	1.000
ERA: 3.43																		
Jeff Reardon, R	(8, 1)	2.0		8	1	0	0	2	1	0	0	0	0	0	11	15	0.00	1.000
ERA: 2.75																		

PITCHER	IP	WLS	BF	H	R	ER	SO	BB	IBB	HBP	BLK	WP	HR	S	P	ERA	WHIP

St. Louis Cardinals @ Montreal Expos

Olympic Stadium, Montreal, QB

Sat Jul 30 1983, 7:05 PM EDT

Att. 40,797 - Unknown - 72 F

BOTTOM

Batter	1	2	3	4	5	6	7	8	9	AB	R	H	RBI	BB	SO	LOB
Tim Raines, S (1, 7) OBP: 0.374, SLG: 0.424	0-0 WP SF9 2B		0-3 K ①		4-0 BB		4-0 BB		0-0 4-3 ③	3	1	1	0	2	1	1
Chris Speier, R (1, 6) OBP: 0.336, SLG: 0.333	0-3 K ①		0-0 5-3 ②		0-0 P6 ②		0-0 P6 ②			4	0	0	0	0	1	5
Andre Dawson, R (1, 8) OBP: 0.342, SLG: 0.576	4-0 WP IBB		0-3 K ③		0-3 K ③		0-0 6-3 ③			3	0	0	0	1	2	4
Al Oliver, L (1, 3) OBP: 0.367, SLG: 0.432	4-0 1-2 2-3 BB			0-0 F2 ①		0-0 F8 ①		0-0 F8 ①		3	0	0	0	1	0	0
Gary Carter, R (1, 2) OBP: 0.325, SLG: 0.410	0-0 SF9 ② 3-H			0-0 F8 ②		0-0 P3 ②		0-0 6-3 ②		3	0	0	1	0	0	0
Tim Wallach, R (1, 5) OBP: 0.340, SLG: 0.444	0-0 P4 ③			4-0 BB		0-3 K ③		0-0 F8 ③		3	0	0	0	1	1	2
Mike Vail, R (1, 9) OBP: 0.288, SLG: 0.343 Warren Cromartie, L (9, PH) OBP: 0.352, SLG: 0.375		0-3 K ①		0-0 F8 ③			4-0 2B BB		0-0 SH1-4 1B	2 1	1 0	0 1	0 0	1 0	1 0	1 0
Doug Flynn, R (1, 4) OBP: 0.248, SLG: 0.287		0-0 F4-3 ②			0-0 SH1-4 1B		0-0 F6 ①		0-0 SH1-4 ① 1-2	3	0	1	0	0	0	1
Charlie Lea, R (1, 1) OBP: 0.128, SLG: 0.109 Jim Wohlford, R (7, PH) OBP: 0.307, SLG: 0.411 Jeff Reardon, R (8, 1) OBP: 0.143, SLG: 0.143 Terry Crowley, L (9, PH) OBP: 0.444, SLG: 0.211		0-3 K ③			0-0 SH1-4 ① 1-2		0-0 1-H 2B		0-0 L9 ②	1 1 0 1	0 0 0 0	0 1 0 0	0 1 0 0	1 0 0 0	0 0 0 0	0 0 0 1
Inning Stats	R: 1 E: 0 K: 1 S: 6 H: 1 LOB: 2 BB: 2 P: 14	R: 0 E: 0 K: 2 S: 7 H: 0 LOB: 0 BB: 0 P: 7	R: 0 E: 0 K: 2 S: 7 H: 0 LOB: 0 BB: 0 P: 7	R: 0 E: 0 K: 0 S: 3 H: 0 LOB: 1 BB: 1 P: 7	R: 0 E: 0 K: 1 S: 6 H: 1 LOB: 2 BB: 1 P: 10	R: 0 E: 0 K: 1 S: 5 H: 0 LOB: 0 BB: 0 P: 5	R: 1 E: 0 K: 0 S: 4 H: 1 LOB: 2 BB: 2 P: 12	R: 0 E: 0 K: 0 S: 3 H: 0 LOB: 0 BB: 0 P: 3	R: 0 E: 0 K: 0 S: 4 H: 1 LOB: 1 BB: 0 P: 4	1B: 2 2B: 2 3B: 0 HR: 0	SF: 1 SAC: 2 DP: 0 HBP: 0						

livebaseballscorecards.com

AB	28
R	2
H	4
RBI	2
BB	6
SO	7
LOB	15

WP: 1 PB: 0 SB: 0 CS: 0 PA: 37

PITCHER		IP	WLS	BF	H	R	ER	SO	BB	IBB	HBP	BLK	WP	HR	S	P	ERA	WHIP
Dave LaPoint, L ERA: 3.32	(1, 1)	6.2	W	29	3	2	2	7	5	1	0	0	1	0	37	61	2.70	1.200
Bruce Sutter, R ERA: 4.14	(7, 1)	2.1	S	8	1	0	0	0	0	0	0	0	0	0	8	8	0.00	0.429

PITCHER	IP	WLS	BF	H	R	ER	SO	BB	IBB	HBP	BLK	WP	HR	S	P	ERA	WHIP

Batter	1	2	3	4	5	6	7	8	9	AB	R	H	RBI	BB	SO	LOB
Willie McGee, S (1, 8) OBP: 0.326, SLG: 0.374	G3	F4-3			F4-3		F8 6-3 2B	K 1-2		5	1	1	0	0	1	2
Ken Oberkfell, L (1, 5) OBP: 0.372, SLG: 0.373	1B 2B	L7			F9 1B 1B		F8 2-3	2-H 1B		5	0	3	1	0	0	1
Tom Herr, S (1, 4) OBP: 0.398, SLG: 0.401	S 2-3 1B	CS 1B			BB 1-2 1B		6-3 3-H	K		5	0	3	1	0	1	1
Darrell Porter, L (1, 2) OBP: 0.337, SLG: 0.419	P6	F4			F9 2-3		F4-3		F4-3	5	0	0	0	0	0	5
Steve Braun, L (1, 7) OBP: 0.492, SLG: 0.531	BBBB 1-2 BB	CS 1-2	BBBB 1B BB		BBBB 1-2 BB			1B 2B 1B	P6	2	1	1	0	3	0	0
Andy Van Slyke, L (1, 3) OBP: 0.327, SLG: 0.390	F8		1-2 1B		G3			2B 1-2 1B	L3	5	1	2	0	0	0	6
David Green, R (1, 9) OBP: 0.336, SLG: 0.398		F9 S 1B	F7		F8			1B 1-3 2-H 2B		4	1	2	1	0	0	2
Ozzie Smith, S (1, 6) OBP: 0.291, SLG: 0.308		F9 1-3	P6		P6			S 1B 2-H 3-H 1B		3	0	0	0	0	0	3
Mike Ramsey, S (6, 6) OBP: 0.339, SLG: 0.368										0	0	0	0	0	0	0
Lonnie Smith, R (8, PH) OBP: 0.389, SLG: 0.449										1	1	1	2	0	0	0
Bill Lyons, R (8, 6) OBP: 0.222, SLG: 0.222										0	0	0	0	0	0	0
Joaquin Andujar, S (1, 1) OBP: 0.111, SLG: 0.130	K	G3			F4-3			K		1	0	0	0	0	1	1
Jamie Quirk, L (4, PH) OBP: 0.288, SLG: 0.344										1	0	0	0	0	0	2
John Martin, S (4, 1) OBP: 0.222, SLG: 0.278										0	0	0	0	0	0	0
Jeff Lahti, R (5, 1)										1	0	0	0	0	0	0
George Hendrick, R (8, PH) OBP: 0.392, SLG: 0.507										1	0	0	0	0	1	1
John Stuper, R (8, 1) OBP: 0.167, SLG: 0.143										0	0	0	0	0	0	0
Inning Stats	R: 0 E: 0 K: 0 S: 5 H: 2 LOB: 3 BB: 1 P: 9	R: 0 E: 0 K: 1 S: 6 H: 1 LOB: 1 BB: 0 P: 6	R: 0 E: 0 K: 0 S: 3 H: 1 LOB: 0 BB: 0 P: 3	R: 0 E: 0 K: 0 S: 4 H: 1 LOB: 2 BB: 1 P: 8	R: 0 E: 0 K: 0 S: 5 H: 2 LOB: 3 BB: 1 P: 9	R: 0 E: 0 K: 0 S: 3 H: 0 LOB: 0 BB: 0 P: 3	R: 1 E: 0 K: 0 S: 4 H: 1 LOB: 0 BB: 0 P: 4	R: 4 E: 0 K: 3 S: 14 H: 5 LOB: 1 BB: 0 P: 14	R: 0 E: 0 K: 0 S: 3 H: 0 LOB: 0 BB: 0 P: 3	1B: 10 2B: 3 3B: 0 HR: 0 SF: 0 SAC: 0 DP: 0 HBP: 0						

TOP

St. Louis Cardinals @ Montreal Expos

Olympic Stadium, Montreal, QB

Sun Jul 31 1983, 3:33 AM EDT

Att. 44,106 - Cloudy - 77 F

livebaseballscorecards.com

AB	39
R	5
H	13
RBI	5
BB	3
SO	4
LOB	24

PITCHER		IP	WLS	BF	H	R	ER	SO	BB	IBB	HBP	BLK	WP	HR	S	P	ERA	WHIP
Bill Gullickson, R ERA: 4.25	(1, 1)	7.0		34	11	4	4	1	3	0	0	0	0	0	33	45	5.14	2.000
Jeff Reardon, R ERA: 2.81	(8, 1)	2.0	W	8	2	1	1	3	0	0	0	0	0	0	14	14	4.50	1.000

PITCHER	IP	WLS	BF	H	R	ER	SO	BB	IBB	HBP	BLK	WP	HR	S	P	ERA	WHIP

WP: 0	PA: 43
PB: 0	
SB: 3	
CS: 1	

Batter	1	2	3	4	5	6	7	8	9	AB	R	H	RBI	BB	SO	LOB
Tim Raines, S (1, 7) OBP: 0.376, SLG: 0.423	L7		E 1B 1B	G6-4-3 BB		FC6-4 S 1-2f				3	1	1	0	1	0	1
Bryan Little, S (1, 6) OBP: 0.351, SLG: 0.320	F8		1B 1-3 2B BB	G6-4-3 1-2f		G3 1-2				3	1	0	0	1	0	3
Andre Dawson, R (1, 8) OBP: 0.341, SLG: 0.577	K		F3		1B 3B		K			4	1	1	0	0	2	2
Al Oliver, L (1, 3) OBP: 0.368, SLG: 0.433		2B 5-3 1B	1-2 2B 1B 3-H		G3		4-3			4	2	2	1	0	0	1
Warren Cromartie, L (1, 9) OBP: 0.357, SLG: 0.387		5-3 1-3 2B	1-H 2-H 2B		FC4-6 1B 3-H		6-3			4	0	3	3	0	0	0
Gary Carter, R (1, 2) OBP: 0.324, SLG: 0.407		5-3 BB	L8		FC4-6 1-2f			1-3		3	0	0	0	1	0	2
Tim Wallach, R (1, 5) OBP: 0.339, SLG: 0.450		5-3 1-2 2-3 3-H	6-3		P4			HR		4	1	1	2	0	0	4
Doug Flynn, R (1, 4) OBP: 0.248, SLG: 0.284		K		SH1-4 BB		K		F5-3		3	0	0	0	1	2	2
Bill Gullickson, R (1, 1) OBP: 0.096, SLG: 0.061		F9		SH1-4 1-2		FC6-4 BB		P6		1	0	0	0	1	0	2
Jeff Reardon, R (8, 1) OBP: 0.143, SLG: 0.143										0	0	0	0	0	0	0
Mike Stenhouse, L (8, 9) OBP: 0.167, SLG: 0.333										1	0	0	0	0	0	0
Jim Wohlford, R (9, 9) OBP: 0.307, SLG: 0.411										0	0	0	0	0	0	0
Inning Stats	R: 0 E: 0 K: 1 S: 5 H: 0 LOB: 0 BB: 0 P: 5	R: 1 E: 0 K: 1 S: 7 H: 2 LOB: 2 BB: 1 P: 11	R: 3 E: 1 K: 0 S: 6 H: 3 LOB: 1 BB: 1 P: 10	R: 0 E: 0 K: 0 S: 2 H: 0 LOB: 1 BB: 2 P: 10	R: 1 E: 0 K: 0 S: 5 H: 2 LOB: 1 BB: 0 P: 5	R: 0 E: 0 K: 1 S: 5 H: 0 LOB: 1 BB: 1 P: 9	R: 0 E: 0 K: 1 S: 5 H: 0 LOB: 0 BB: 0 P: 5	R: 1 E: 0 K: 0 S: 4 H: 1 LOB: 0 BB: 0 P: 4		1B: 4 2B: 2 3B: 1 HR: 1	SF: 0 SAC: 1 DP: 1 HBP: 0					

PITCHER		IP	WLS	BF	H	R	ER	SO	BB	IBB	HBP	BLK	WP	HR	S	P	ERA	WHIP
Joaquin Andujar, R ERA: 4.15	(1, 1)	3.0		16	5	4	4	2	2	0	0	0	0	0	18	26	12.00	2.333
John Martin, L ERA: 3.64	(4, 1)	1.1		7	2	1	1	0	2	0	0	0	0	0	5	13	6.75	3.000
Jeff Lahti, R ERA: 3.66	(5, 1)	2.2		9	0	0	0	2	1	0	0	0	0	0	12	16	0.00	0.375
John Stuper, R ERA: 4.3	(8, 1)	1.0	L	4	1	1	1	0	0	0	0	0	0	1	4	4	9.00	1.000

PITCHER	IP	WLS	BF	H	R	ER	SO	BB	IBB	HBP	BLK	WP	HR	S	P	ERA	WHIP

BOTTOM

St. Louis Cardinals @ Montreal Expos

Olympic Stadium, Montreal, QB

Sun Jul 31 1983, 3:33 AM EDT

Att. 44,106 - Cloudy - 77 F

livebaseballscorecards.com

AB	30
R	6
H	8
RBI	6
BB	5
SO	4
LOB	17

WP: 0	PB: 0	SB: 1	CS: 0	PA:	36

Montreal Expos @ New York Mets

Shea Stadium, Flushing, NY

Tue Aug 02 1983, 7:05 PM EDT

Att. 11,274 - Unknown

TOP

livebaseballscorecards.com

Batter	1	2	3	4	5	6	7	8	9	AB	R	H	RBI	BB	SO	LOB
Tim Raines, S (1, 7) (8, 4) OBP: 0.372, SLG: 0.419	F9		G3		L8			K		4	0	0	0	0	1	0
Bryan Little, S (1, 6) (7, 4) OBP: 0.347, SLG: 0.317	F2		4-3			F9		1B		3	0	0	0	0	0	0
Jim Wohlford, R (8, PH) (8, 7) OBP: 0.316, SLG: 0.419										1	0	1	0	0	0	0
Andre Dawson, R (1, 8) OBP: 0.338, SLG: 0.572	F8			F7		1-3		F9		4	0	0	0	0	0	1
Al Oliver, L (1, 3) OBP: 0.367, SLG: 0.431		1-4-3		HR 1B		4-3		4-3		4	1	1	0	0	0	1
Warren Cromartie, L (1, 9) OBP: 0.353, SLG: 0.381		3-1		F7			4-3		4-3	4	0	0	0	0	0	1
Gary Carter, R (1, 2) OBP: 0.329, SLG: 0.423		2B		1-H HR			1B	1B	F7	4	1	3	2	0	0	0
Tim Wallach, R (1, 5) OBP: 0.340, SLG: 0.449		BBBB FC6-4 BB		F6			1-2 1B		K	3	0	1	0	1	1	0
Doug Flynn, R (1, 4) OBP: 0.247, SLG: 0.282		FC6-4 1-2f			F8		F8			2	0	0	0	0	0	2
Mike Stenhouse, L (7, PH) OBP: 0.143, SLG: 0.286										1	0	0	0	0	0	2
Chris Speier, R (7, 6) OBP: 0.336, SLG: 0.333										0	0	0	0	0	0	0
Steve Rogers, R (1, 1) OBP: 0.136, SLG: 0.121			K		1-3		K			2	0	0	0	0	1	0
Terry Crowley, L (7, PH) OBP: 0.429, SLG: 0.200										1	0	0	0	0	1	2
Bryn Smith, R (7, 1) OBP: 0.143, SLG: 0.143										0	0	0	0	0	0	0
Inning Stats	R: 0 E: 0 K: 0 S: 3 H: 0 LOB: 0 BB: 0 P: 3	R: 0 E: 0 K: 0 S: 4 H: 1 LOB: 2 BB: 1 P: 8	R: 0 E: 0 K: 1 S: 5 H: 0 LOB: 0 BB: 0 P: 5	R: 2 E: 0 K: 0 S: 5 H: 2 LOB: 0 BB: 0 P: 5	R: 0 E: 0 K: 0 S: 3 H: 0 LOB: 0 BB: 0 P: 3	R: 0 E: 0 K: 0 S: 3 H: 0 LOB: 0 BB: 0 P: 3	R: 0 E: 0 K: 1 S: 7 H: 2 LOB: 2 BB: 0 P: 7	R: 0 E: 0 K: 1 S: 6 H: 1 LOB: 1 BB: 0 P: 6	R: 0 E: 0 K: 1 S: 5 H: 0 LOB: 0 BB: 0 P: 5	1B: 4 2B: 1 3B: 0 HR: 1	SF: 0 SAC: 0 DP: 0 HBP: 0						

	AB	33
	R	2
	H	6
	RBI	2
	BB	1
	SO	4
	LOB	9

WP: 0 PB: 0 SB: 0 CS: 0 PA: 34

PITCHER		IP	WLS	BF	H	R	ER	SO	BB	IBB	HBP	BLK	WP	HR	S	P	ERA	WHIP
Craig Swan, R ERA: 5.17	(1, 1)	7.0	W	27	5	2	2	2	1	0	0	0	0	1	30	34	2.57	0.857
Jesse Orosco, L ERA: 1.39	(8, 1)	2.0	S	7	1	0	0	2	0	0	0	0	0	0	11	11	0.00	0.500

PITCHER	IP	WLS	BF	H	R	ER	SO	BB	IBB	HBP	BLK	WP	HR	S	P	ERA	WHIP

Montreal Expos @ New York Mets

Shea Stadium, Flushing, NY

Tue Aug 02 1983, 7:05 PM EDT

Att. 11,274 - Unknown

BOTTOM

Batter	1	2	3	4	5	6	7	8	9	AB	R	H	RBI	BB	SO	LOB
Mookie Wilson, S (1, 8) OBP: 0.289, SLG: 0.339	G3		CS 1B		F7		K			4	0	1	0	0	1	2
Hubie Brooks, R (1, 5) OBP: 0.310, SLG: 0.358	F8		1B 1B 1-2		K			6-3		4	0	1	0	0	1	0
Keith Hernandez, L (1, 3) OBP: 0.359, SLG: 0.425	K		FC6-4 1B 1-2			F7		G3		4	0	1	0	0	1	0
George Foster, R (1, 7) OBP: 0.310, SLG: 0.439		2B 1B 1B	F4			1B		HR		4	2	3	1	0	0	2
Darryl Strawberry, L (1, 9) OBP: 0.305, SLG: 0.436		1B 2B 1-3	FC6-4 1-2f			F4-3		HR		4	2	2	1	0	0	2
Bob Bailor, R (1, 4) OBP: 0.296, SLG: 0.300 (8, 6)		1B 1B 2-H 3-H		F4			K	F8		4	1	1	2	0	1	0
Ron Hodges, L (1, 2) OBP: 0.367, SLG: 0.250		CS 1B 2-H		K			1B			3	0	2	1	0	1	0
José Oquendo, S (1, 6) OBP: 0.269, SLG: 0.248		5-3 1-2		6-3			K			2	0	0	0	0	0	1
Danny Heep, L (7, PH) OBP: 0.340, SLG: 0.412										1	0	0	0	0	1	1
Brian Giles, R (8, 4) OBP: 0.314, SLG: 0.295										0	0	0	0	0	0	0
Craig Swan, R (1, 1) OBP: 0.095, SLG: 0.095		K			K		1B			2	0	0	0	0	2	0
Rusty Staub, L (7, PH) OBP: 0.398, SLG: 0.422										1	0	1	0	0	0	0
Mark Bradley, R (7, PR) OBP: 0.295, SLG: 0.342										0	0	0	0	0	0	0
Jesse Orosco, R (8, 1) OBP: 0.222, SLG: 0.222										0	0	0	0	0	0	0
Inning Stats	R: 0 E: 0 K: 1 S: 5 H: 0 LOB: 0 BB: 0 P: 5	R: 3 E: 0 K: 1 S: 8 H: 4 LOB: 0 BB: 0 P: 8	R: 0 E: 0 K: 0 S: 5 H: 3 LOB: 2 BB: 0 P: 5	R: 0 E: 0 K: 1 S: 5 H: 0 LOB: 0 BB: 0 P: 5	R: 0 E: 0 K: 2 S: 7 H: 0 LOB: 0 BB: 0 P: 7	R: 0 E: 0 K: 0 S: 3 H: 1 LOB: 0 BB: 0 P: 3	R: 0 E: 0 K: 3 S: 11 H: 2 LOB: 2 BB: 0 P: 11	R: 2 E: 0 K: 0 S: 5 H: 2 LOB: 0 BB: 0 P: 5		1B: 9 2B: 1 3B: 0 HR: 2 SF: 0 SAC: 0 DP: 0 HBP: 0						

PITCHER		IP	WLS	BF	H	R	ER	SO	BB	IBB	HBP	BLK	WP	HR	S	P	ERA	WHIP
Steve Rogers, R ERA: 2.99	(1, 1)	6.0	L	23	8	3	3	5	0	0	0	0	0	0	33	33	4.50	1.333
Bryn Smith, R ERA: 2.77	(7, 1)	2.0		10	4	2	2	3	0	0	0	0	0	2	16	16	9.00	2.000

PITCHER	IP	WLS	BF	H	R	ER	SO	BB	IBB	HBP	BLK	WP	HR	S	P	ERA	WHIP

livebaseballscorecards.com

AB	33
R	5
H	12
RBI	5
BB	0
SO	8
LOB	8

WP: 0 PA: 33
PB: 0
SB: 0
CS: 2

Montreal Expos @ New York Mets

Shea Stadium, Flushing, NY

Wed Aug 03 1983, 7:05 PM EDT

Att. 12,895 - Unknown

TOP

livebaseballscorecards.com

Batter	1	2	3	4	5	6	7	8	9	AB	R	H	RBI	BB	SO	LOB
Tim Raines, S (1, 7) OBP: 0.376, SLG: 0.422	S 1B		4-3			4-3 S SF8 1B		1B		4	1	3	0	0	0	0
Bryan Little, S (1, 6) OBP: 0.346, SLG: 0.316	F7 1-2			1B		4-3 1-3		F8		4	0	1	0	0	0	3
Andre Dawson, R (1, 8) OBP: 0.337, SLG: 0.570	K			B2		SF8 3-H			G4-3 1B	3	0	1	1	0	1	2
Al Oliver, L (1, 3) OBP: 0.363, SLG: 0.427	5-3			K		F6			G4-3 1-2f	4	0	0	0	0	1	3
Warren Cromartie, L (1, 9) OBP: 0.348, SLG: 0.376		F8		4-3			K		K	4	0	0	0	0	2	1
Gary Carter, R (1, 2) OBP: 0.326, SLG: 0.419		5-3			6-3		6-3			3	0	0	0	0	0	0
Tim Wallach, R (1, 5) OBP: 0.340, SLG: 0.448		5-3			WP 1B		F8			3	0	1	0	0	0	0
Doug Flynn, R (1, 4) OBP: 0.244, SLG: 0.279			F5-3		F8 1-2			F8		3	0	0	0	0	0	1
Ray Burris, R (1, 1) OBP: 0.303, SLG: 0.344			6-3		K			4-3		2	0	0	0	0	1	1
Terry Francona, L (8, PH) OBP: 0.218, SLG: 0.248										1	0	0	0	0	0	0
Jeff Reardon, R (8, 1) OBP: 0.143, SLG: 0.143										0	0	0	0	0	0	0
Inning Stats	R: 0 E: 0 K: 1 S: 6 H: 1 LOB: 1 BB: 0 P: 6	R: 0 E: 0 K: 0 S: 3 H: 0 LOB: 0 BB: 0 P: 3	R: 0 E: 0 K: 0 S: 3 H: 0 LOB: 0 BB: 0 P: 3	R: 0 E: 0 K: 1 S: 6 H: 1 LOB: 1 BB: 0 P: 6	R: 0 E: 0 K: 1 S: 6 H: 1 LOB: 1 BB: 0 P: 6	R: 1 E: 0 K: 0 S: 4 H: 1 LOB: 0 BB: 0 P: 4	R: 0 E: 0 K: 1 S: 5 H: 0 LOB: 0 BB: 0 P: 5	R: 0 E: 0 K: 0 S: 4 H: 1 LOB: 1 BB: 0 P: 4	R: 0 E: 0 K: 1 S: 5 H: 1 LOB: 0 BB: 0 P: 5	1B: 6 2B: 0 3B: 0 HR: 0 SF: 1 SAC: 0 DP: 1 HBP: 0							

AB	31
R	1
H	6
RBI	1
BB	0
SO	5
LOB	11

WP: 1 PB: 0 SB: 2 CS: 0 PA: 32

PITCHER		IP	WLS	BF	H	R	ER	SO	BB	IBB	HBP	BLK	WP	HR	S	P	ERA	WHIP
Tom Seaver, R ERA: 3.63	(1, 1)	8.0		29	5	1	1	4	0	0	0	0	1	0	37	37	1.12	0.625
Jesse Orosco, L ERA: 1.37	(9, 1)	1.0	W	3	1	0	0	1	0	0	0	0	0	0	5	5	0.00	1.000

PITCHER		IP	WLS	BF	H	R	ER	SO	BB	IBB	HBP	BLK	WP	HR	S	P	ERA	WHIP

Batter	1	2	3	4	5	6	7	8	9	AB	R	H	RBI	BB	SO	LOB
Mookie Wilson, S (1, 8) OBP: 0.291, SLG: 0.340	F9		CS 1B			F5			SH1-4 FC6-4 1B	4	1	2	0	0	0	1
Hubie Brooks, R (1, 5) OBP: 0.311, SLG: 0.358	F7		F 1-2	F4-6-3 1B		K 2-3			SH1-4 1-2	4	0	1	0	0	1	2
Keith Hernandez, L (1, 3) OBP: 0.360, SLG: 0.425	1B			F4-6-3 1-2			3-1		FC6-4 IBB	3	0	1	0	1	0	1
George Foster, R (1, 7) OBP: 0.307, SLG: 0.434	F8			F8			F7		FC6-4 1-2f 2-H	4	0	0	1	0	0	2
Darryl Strawberry, L (1, 9) OBP: 0.309, SLG: 0.451		F6-4-3 1B			F8		HR			3	1	2	1	0	0	0
Bob Bailor, R (1, 6) OBP: 0.292, SLG: 0.296		F6-4-3 1-2			F4		F4-3			3	0	0	0	0	0	1
Brian Giles, R (1, 4) OBP: 0.311, SLG: 0.291		F6			F4-3			5-3		3	0	0	0	0	0	0
Junior Ortiz, R (1, 2) OBP: 0.242, SLG: 0.226			F4-3			WP SH3-4 1B		K		2	0	1	0	0	0	0
Danny Heep, L (8, PH) OBP: 0.339, SLG: 0.410										1	0	0	0	0	1	0
Ron Hodges, L (9, 2) OBP: 0.367, SLG: 0.250										0	0	0	0	0	0	0
Tom Seaver, R (1, 1) OBP: 0.213, SLG: 0.256			K			SH3-4 1-2		F7		1	0	0	0	0	1	0
Rusty Staub, L (8, PH) OBP: 0.394, SLG: 0.417										1	0	0	0	0	0	0
Jesse Orosco, R (9, 1) OBP: 0.222, SLG: 0.222										0	0	0	0	0	0	0
Inning Stats	R: 0 E: 0 K: 0 S: 4 H: 1 LOB: 1 BB: 0 P: 4	R: 0 E: 0 K: 0 S: 3 H: 1 LOB: 0 BB: 0 P: 3	R: 0 E: 0 K: 1 S: 5 H: 1 LOB: 0 BB: 0 P: 5	R: 0 E: 0 K: 0 S: 3 H: 1 LOB: 0 BB: 0 P: 3	R: 0 E: 0 K: 0 S: 3 H: 0 LOB: 0 BB: 0 P: 3	R: 0 E: 0 K: 1 S: 6 H: 1 LOB: 1 BB: 0 P: 6	R: 1 E: 0 K: 0 S: 4 H: 1 LOB: 0 BB: 0 P: 4	R: 0 E: 0 K: 1 S: 5 H: 0 LOB: 0 BB: 0 P: 5	R: 1 E: 0 K: 0 S: 3 H: 1 LOB: 2 BB: 1 P: 7	1B: 6 2B: 0 3B: 0 HR: 1	SF: 0 SAC: 2 DP: 2 HBP: 0						

PITCHER	IP	WLS	BF	H	R	ER	SO	BB	IBB	HBP	BLK	WP	HR	S	P	ERA	WHIP
Ray Burris, R (1, 1) ERA: 2.75	7.0		25	6	1	1	2	0	0	0	0	1	1	28	28	1.29	0.857
Jeff Reardon, R (8, 1) ERA: 2.88	1.2	L	7	1	1	1	1	0	1	0	0	0	0	8	12	5.40	0.600

PITCHER	IP	WLS	BF	H	R	ER	SO	BB	IBB	HBP	BLK	WP	HR	S	P	ERA	WHIP

BOTTOM

Montreal Expos @ New York Mets

Shea Stadium, Flushing, NY

Wed Aug 03 1983, 7:05 PM EDT

Att. 12,895 - Unknown

livebaseballscorecards.com

AB	29
R	2
H	7
RBI	2
BB	1
SO	3
LOB	7

WP: 1 PA: 32
PB: 0
SB: 0
CS: 1

Batter	1	2	3	4	5	6	7	8	9	AB	R	H	RBI	BB	SO	LOB
Tim Raines, S (1, 7) OBP: 0.378, SLG: 0.422	G4-6-3 1B		F7	IBB		IBB		G3		3	0	1	0	2	0	3
Mike Stenhouse, L (1, 9) OBP: 0.250, SLG: 0.333	G4-6-3 1-2f		1B 2-H 1B	L8		F5			G3-6-3 1B	5	0	2	1	0	0	6
Jim Wohlford, R (9, 9) OBP: 0.316, SLG: 0.419										0	0	0	0	0	0	0
Andre Dawson, R (1, 8) OBP: 0.336, SLG: 0.566	F4		1-2 1B		F4		F8		F8	5	0	1	0	0	0	1
Terry Crowley, L (1, 3) OBP: 0.394, SLG: 0.200		F8	L7		F4		G6-4-3 1B		G3-6-3 1-2f	5	0	1	0	0	0	3
Jeff Reardon, R (9, 1) OBP: 0.143, SLG: 0.143										0	0	0	0	0	0	0
Gary Carter, R (1, 2) OBP: 0.328, SLG: 0.429		6-3		1B 1B 2B	3B		G6-4-3 1-2f			4	1	2	0	0	0	1
Tim Wallach, R (1, 5) OBP: 0.344, SLG: 0.451		1B		SH5-3 1B 2-3 1B	F7			L3 1B		4	0	3	0	0	0	1
Bryan Little, S (1, 6) OBP: 0.348, SLG: 0.319		G3		SH5-3 1-2 3-H 1B		SH3-4 1B		L3 1-2		4	0	2	1	0	0	2
Doug Flynn, R (1, 4) OBP: 0.248, SLG: 0.280			SH1-4 1B	F7		F2		BB BB		3	1	1	0	1	0	3
Charlie Lea, R (1, 1) OBP: 0.146, SLG: 0.109			SH1-4 1-2	SH5-3 1-2 2-3		SH3-4 1-2		BB BB 1-2		0	0	0	0	1	0	0
Terry Francona, L (9, 3) OBP: 0.218, SLG: 0.248										0	0	0	0	0	0	0
Inning Stats	R: 0 H: 1 E: 0 LOB: 0 K: 0 BB: 0 S: 3 P: 3	R: 0 H: 1 E: 0 LOB: 1 K: 0 BB: 0 S: 4 P: 4	R: 1 H: 3 E: 0 LOB: 2 K: 0 BB: 0 S: 6 P: 6	R: 1 H: 3 E: 0 LOB: 3 K: 0 BB: 1 S: 6 P: 10	R: 0 H: 1 E: 0 LOB: 1 K: 0 BB: 0 S: 4 P: 4	R: 0 H: 1 E: 0 LOB: 2 K: 0 BB: 1 S: 4 P: 8	R: 0 H: 1 E: 0 LOB: 0 K: 0 BB: 0 S: 3 P: 3	R: 0 H: 1 E: 0 LOB: 2 K: 0 BB: 2 S: 3 P: 11	R: 0 H: 1 E: 0 LOB: 0 K: 0 BB: 0 S: 3 P: 3	1B: 11 SF: 0 2B: 2 SAC: 3 3B: 1 DP: 4 HR: 0 HBP: 0						

TOP

Montreal Expos @ New York Mets

Shea Stadium, Flushing, NY

Thu Aug 04 1983, 3:33 AM EDT

Att. 11,703 - Unknown

livebaseballscorecards.com

AB	33
R	2
H	13
RBI	2
BB	4
SO	0
LOB	20

WP: 0 PA: 40
PB: 0
SB: 0
CS: 0

PITCHER		IP	WLS	BF	H	R	ER	SO	BB	IBB	HBP	BLK	WP	HR	S	P	ERA	WHIP
Ed Lynch, R ERA: 3.58	(1, 1)	6.0	L	29	10	2	2	0	0	2	0	0	0	0	27	35	3.00	1.667
Doug Sisk, R ERA: 2.68	(7, 1)	3.0		11	3	0	0	0	2	0	0	0	0	0	9	17	0.00	1.667

Batter	1	2	3	4	5	6	7	8	9	AB	R	H	RBI	BB	SO	LOB
Mookie Wilson, S (1, 8) OBP: 0.289, SLG: 0.337	L9		F6			F8		3-1		4	0	0	0	0	0	0
Hubie Brooks, R (1, 5) OBP: 0.310, SLG: 0.357	F8			F7		K			SH3-4, 1B	4	0	1	0	0	1	0
Keith Hernandez, L (1, 3) OBP: 0.360, SLG: 0.424	F4			1-3		1B			SH3-4 (1-2)	3	0	1	0	0	0	0
George Foster, R (1, 7) OBP: 0.307, SLG: 0.433 Doug Sisk, R (7, 1) OBP: 0.500, SLG: 0.500 Dave Kingman, R (9, PH) OBP: 0.265, SLG: 0.403		FC4-6, 1B		6-3		L8			G3	3 0 1	0 0 0	1 0 0	0 0 0	0 0 0	0 0 0	1 0 1
Darryl Strawberry, L (1, 9) OBP: 0.308, SLG: 0.448		L9			5-3, 1B		F4-3		F9	4	0	1	0	0	0	2
Ron Hodges, L (1, 2) OBP: 0.362, SLG: 0.246		FC4-6 (1-2f)			5-3 (1-2)		F8			3	0	0	0	0	0	2
Bob Bailor, R (1, 6) OBP: 0.288, SLG: 0.291		F7			5-3		F8			3	0	0	0	0	0	2
Brian Giles, R (1, 4) OBP: 0.310, SLG: 0.290 Rusty Staub, L (5, PH) OBP: 0.390, SLG: 0.412 Tucker Ashford, R (6, 4) OBP: 0.276, SLG: 0.231			B3		F4			K		1 1 1	0 0 0	0 0 0	0 0 0	0 0 0	0 0 1	0 1 0
Ed Lynch, R (1, 1) OBP: 0.162, SLG: 0.139 Danny Heep, L (6, PH) OBP: 0.340, SLG: 0.429 (7, 7)			F9			HR		F7		1 2	0 1	0 1	0 1	0 0	0 0	0 0
Inning Stats	R: 0 E: 0 K: 0 S: 3 H: 0 LOB: 0 BB: 0 P: 3	R: 0 E: 0 K: 0 S: 4 H: 1 LOB: 1 BB: 0 P: 4	R: 0 E: 0 K: 0 S: 3 H: 0 LOB: 0 BB: 0 P: 3	R: 0 E: 0 K: 0 S: 3 H: 0 LOB: 0 BB: 0 P: 3	R: 0 E: 0 K: 0 S: 4 H: 1 LOB: 1 BB: 0 P: 4	R: 1 E: 0 K: 1 S: 7 H: 2 LOB: 1 BB: 0 P: 7	R: 0 E: 0 K: 0 S: 3 H: 0 LOB: 0 BB: 0 P: 3	R: 0 E: 0 K: 1 S: 5 H: 0 LOB: 0 BB: 0 P: 5	R: 0 E: 0 K: 0 S: 4 H: 1 LOB: 1 BB: 0 P: 4	1B: 4 2B: 0 3B: 0 HR: 1 SF: 0 SAC: 1 DP: 0 HBP: 0						

PITCHER		IP	WLS	BF	H	R	ER	SO	BB	IBB	HBP	BLK	WP	HR	S	P	ERA	WHIP
Charlie Lea, R ERA: 3.3	(1, 1)	8.0	W	28	4	1	1	2	0	0	0	0	0	1	32	32	1.12	0.500
Jeff Reardon, R ERA: 2.83	(9, 1)	1.0	S	4	1	0	0	0	0	0	0	0	0	0	4	4	0.00	1.000

PITCHER	IP	WLS	BF	H	R	ER	SO	BB	IBB	HBP	BLK	WP	HR	S	P	ERA	WHIP

BOTTOM

Montreal Expos @ New York Mets

Shea Stadium, Flushing, NY

Thu Aug 04 1983, 3:33 AM EDT

Att. 11,703 - Unknown

livebaseballscorecards.com

AB	31
R	1
H	5
RBI	1
BB	0
SO	2
LOB	9

Montreal Expos @ Pittsburgh Pirates

Three Rivers Stadium, Pittsburgh, PA

Fri Aug 05 1983, 7:05 PM EDT

Att. 33,089 - Unknown

TOP

livebaseballscorecards.com

Batter	1	2	3	4	5	6	7	8	9	AB	R	H	RBI	BB	SO	LOB
Tim Raines, S (1, 7) OBP: 0.376, SLG: 0.418	F9		4-3 S 1B BB	K		4-3		F8		4	1	0	0	1	1	4
Bryan Little, S (1, 6) OBP: 0.352, SLG: 0.319	BB 1B BB		4-3 1-3	CS 3-H	4-3 1B		E 1B BB	5-3		3	2	1	0	2	0	1
Andre Dawson, R (1, 8) OBP: 0.338, SLG: 0.565	1B BB 1-2		6-3 S 1B 3-H		K		E 2B 1B 1-2	F4		4	1	2	1	1	1	1
Al Oliver, L (1, 3) Terry Francona, L (9, 3) OBP: 0.218, SLG: 0.248	1B 1-2 2-H		6-3 1-3		4-3 1-2		E4 E 2B 1-3 2-H		K	5	1	1	1	0	1	3
Mike Stenhouse, L (1, 9) OBP: 0.200, SLG: 0.267 Mike Vail, R (7, PH) OBP: 0.288, SLG: 0.343 Warren Cromartie, L (7, PH) OBP: 0.349, SLG: 0.380 (7, 9)	K		K		K		2B 1-H 3-H		K	3	0	0	0	0	3	4
										0	0	0	0	0	0	0
										2	0	1	2	0	1	0
Gary Carter, R (1, 2) OBP: 0.332, SLG: 0.443	K			WP PB 1B 1B		1B 2B	F5		HR	5	2	3	1	0	1	3
Tim Wallach, R (1, 5) OBP: 0.347, SLG: 0.456		K		1B WP CS 1-H 1B		2-3 1B	K		2B	5	0	3	1	0	2	1
Doug Flynn, R (1, 4) OBP: 0.250, SLG: 0.279		F6-3		SH3-4 1-3 1B		F7	IBB		F6-3	4	0	1	0	1	0	3
Bill Gullickson, R (1, 1) OBP: 0.091, SLG: 0.058		K		SH3-4 1-2		F6	P1			3	0	0	0	0	1	4

	AB	38
	R	7
	H	12
	RBI	6
	BB	5
	SO	11
	LOB	24

Inning Stats	1	2	3	4	5	6	7	8	9
	R: 1 E: 0 K: 2 S: 8	R: 0 E: 0 K: 2 S: 7	R: 1 E: 0 K: 1 S: 6	R: 1 E: 0 K: 1 S: 7	R: 0 E: 0 K: 2 S: 8	R: 0 E: 0 K: 0 S: 5	R: 3 E: 2 K: 1 S: 8	R: 0 E: 0 K: 0 S: 3	R: 1 E: 0 K: 2 S: 9
	H: 1 LOB: 2 BB: 2 P: 16	H: 0 LOB: 0 BB: 0 P: 7	H: 1 LOB: 1 BB: 1 P: 10	H: 3 LOB: 1 BB: 0 P: 7	H: 1 LOB: 1 BB: 0 P: 8	H: 2 LOB: 2 BB: 0 P: 5	H: 2 LOB: 2 BB: 2 P: 16	H: 0 LOB: 0 BB: 0 P: 3	H: 2 LOB: 1 BB: 0 P: 9

	1B: 8	SF: 0
	2B: 3	SAC: 1
	3B: 0	DP: 0
	HR: 1	HBP: 0

	WP: 2	PA: 45
	PB: 1	
	SB: 2	
	CS: 1	

PITCHER		IP	WLS	BF	H	R	ER	SO	BB	IBB	HBP	BLK	WP	HR	S	P	ERA	WHIP
Jose DeLeon, R ERA: 1.97	(1, 1)	6.0	L	30	9	5	4	8	4	0	0	0	2	0	42	58	6.00	2.167
Dave Tomlin, L ERA:	(7, 1)	0.0		1	0	0	0	0	0	0	0	0	0	0	1	1	∞	∞
Manny Sarmiento, R ERA: 3.19	(7, 1)	1.0		5	1	1	0	1	0	1	0	0	0	0	6	10	0.00	1.000
Rod Scurry, L ERA: 5.06	(8, 1)	2.0		8	2	1	1	2	0	0	0	0	0	1	12	12	4.50	1.000

PITCHER	IP	WLS	BF	H	R	ER	SO	BB	IBB	HBP	BLK	WP	HR	S	P	ERA	WHIP

Montreal Expos @ Pittsburgh Pirates

Three Rivers Stadium, Pittsburgh, PA

Fri Aug 05 1983, 7:05 PM EDT

Att. 33,089 - Unknown

BOTTOM

Batter	1	2	3	4	5	6	7	8	9	AB	R	H	RBI	BB	SO	LOB
Marvell Wynne, L (1, 8) OBP: 0.348, SLG: 0.425	BBBB 4-0 CS BB		x 0-0 F7 1B 2B		SSS 0-3 ③ K			x 0-0 ① G3		3	1	1	0	1	1	0
Johnny Ray, S (1, 4) OBP: 0.332, SLG: 0.416	x 0-0 ①② F4-3 1-2		x 0-0 ② F7 2-3			x 0-0 ① F7		x 0-0 ② G3		4	0	0	0	0	0	2
Bill Madlock, R (1, 5)	x 0-0 1B		x 0-0 3-H 1B			x 0-0 ② F7		x 0-0 ③ 5-3		4	0	2	1	0	0	0
Jason Thompson, L (1, 3) OBP: 0.390, SLG: 0.435	x 0-0 ③ F7		x 0-0 ③ G3			BBBB 4-0 BB			x 0-0 ① F8	3	0	0	0	1	0	2
Dave Parker, L (1, 9) OBP: 0.299, SLG: 0.395		x 0-0 WP 1B		x 0-0 ① L3		x 0-0 ③ G3			x 0-0 ② F6	4	0	1	0	0	0	1
Mike Easler, L (1, 7) OBP: 0.361, SLG: 0.448		x 0-0 ① F7 1-2		x 0-0 ② G3			x 0-0 ① F4-3		x 0-0 ③ F9	4	0	0	0	0	0	1
Tony Peña, R (1, 2) OBP: 0.333, SLG: 0.408		x 0-0 ② 6-3		x 0-0 ③ 5-3			x 0-0 1B			3	0	1	0	0	0	1
Dale Berra, R (1, 6) OBP: 0.317, SLG: 0.362		SSS 0-3 ③ K			x 0-0 ① 6-3		x 0-0 ② F6			3	0	0	0	0	1	2
Jose DeLeon, R (1, 1) Dave Tomlin, L (7, 1) Manny Sarmiento, R (7, 1) Lee Mazzilli, S (7, PH) OBP: 0.389, SLG: 0.366 Rod Scurry, L (8, 1)			SSS 0-3 ① K		x 0-0 ② 3-1		x 0-0 ③ G3			2 0 0 1 0	0 0 0 0 0	0 0 0 0 0	0 0 0 0 0	0 0 0 0 0	1 0 0 0 0	0 0 0 1 0
Inning Stats	R: 0 H: 1 E: 0 LOB: 1 K: 0 BB: 1 S: 3 P: 7	R: 0 H: 1 E: 0 LOB: 1 K: 1 BB: 0 S: 6 P: 6	R: 1 H: 2 E: 0 LOB: 1 K: 1 BB: 0 S: 7 P: 7	R: 0 H: 0 E: 0 LOB: 0 K: 0 BB: 0 S: 3 P: 3	R: 0 H: 0 E: 0 LOB: 0 K: 1 BB: 0 S: 5 P: 5	R: 0 H: 0 E: 0 LOB: 1 K: 0 BB: 1 S: 3 P: 7	R: 0 H: 1 E: 0 LOB: 1 K: 0 BB: 0 S: 4 P: 4	R: 0 H: 0 E: 0 LOB: 0 K: 0 BB: 0 S: 3 P: 3	R: 0 H: 0 E: 0 LOB: 0 K: 0 BB: 0 S: 3 P: 3	1B: 4 2B: 1 3B: 0 HR: 0	SF: 0 SAC: 0 DP: 0 HBP: 0			WP: 1 PB: 0 SB: 0 CS: 1	PA: 33		

livebaseballscorecards.com

AB	31
R	1
H	5
RBI	1
BB	2
SO	3
LOB	10

PITCHER		IP	WLS	BF	H	R	ER	SO	BB	IBB	HBP	BLK	WP	HR	S	P	ERA	WHIP
Bill Gullickson, R ERA: 4.07	(1, 1)	9.0	W	33	5	1	1	3	2	0	0	0	1	0	37	45	1.00	0.778

PITCHER	IP	WLS	BF	H	R	ER	SO	BB	IBB	HBP	BLK	WP	HR	S	P	ERA	WHIP

Montreal Expos @ Pittsburgh Pirates

Three Rivers Stadium, Pittsburgh, PA

Sat Aug 06 1983, 3:33 AM EDT

Att. 24,561 - Unknown

TOP

livebaseballscorecards.com

Batter	1	2	3	4	5	6	7	8	9	AB	R	H	RBI	BB	SO	LOB
Tim Raines, S (1, 7) OBP: 0.378, SLG: 0.419	0-0 BB HR 1B	0-0 G1-6-3 1B		0-0 F7		0-0 F9		0-0 WP SH1-4 1B 1B	0-0 4-3	6	2	3	0	0	0	0
Bryan Little, S (1, 6) OBP: 0.354, SLG: 0.319	B B B B 4-0 1-2 HR BB	0-0 G1-6-3 1-2f		0-0 F7		0-0 1B 1B		0-0 SH1-4 1-2		3	1	1	0	1	0	1
Andre Dawson, R (1, 8) OBP: 0.343, SLG: 0.581	0-0 1-H 2-H HR		0-0 HR	0-0 E5		0-0 FC4-6 1-2 1B		4-0 WP 1B IBB		4	3	3	4	1	0	0
Al Oliver, L (1, 3) OBP: 0.358, SLG: 0.419 Terry Francona, L (8, 3) OBP: 0.218, SLG: 0.248	0-0 4-3		0-0 6-3	0-0 4-3		0-0 FC4-6 1-2f		S S S 0-3 1-2 2-3 K		5 0	0 0	0 0	0 0	0 0	1 0	5 0
Warren Cromartie, L (1, 9) OBP: 0.348, SLG: 0.389 Jim Wohlford, R (8, PH) OBP: 0.325, SLG: 0.419 (8, 9)	S S S 0-3 K		0-0 HR	S S S 0-3 K			0-0 G3	B B B 4-0 1B BB		4 0	1 0	1 0	1 0	0 1	2 0	0 0
Gary Carter, R (1, 2) OBP: 0.335, SLG: 0.448	0-0 E2 1B		0-0 1B 1B	0-0 F9			0-0 2B	0-0 1-3 2-H 3-H 1B		5	0	3	2	0	0	0
Tim Wallach, R (1, 5) OBP: 0.350, SLG: 0.455	0-0 1-2 1B		0-0 F5	B B B 4-0 FC5-4 BB			I I I 4-0 IBB	S S S 0-3 K		3	0	1	0	2	1	3
Doug Flynn, R (1, 4) OBP: 0.249, SLG: 0.278	S S S 0-3 K		0-0 1-2 1B	0-0 FC5-4 1-2f			S S S 0-3 K		0-0 F4-3	5	0	1	0	0	2	5
Bryn Smith, R (1, 1) OBP: 0.083, SLG: 0.083		0-0 F7	0-0 1-3			S S S 0-3 K	S S S 0-3 K		S S S 0-3 K	5	0	0	0	0	3	4

	AB	40
	R	7
	H	13
	RBI	7
	BB	5
	SO	9
	LOB	18

| Inning Stats | | |

Montreal Expos @ Pittsburgh Pirates

Three Rivers Stadium, Pittsburgh, PA

Sat Aug 06 1983, 3:33 AM EDT

Att. 24,561 - Unknown

BOTTOM

Batter	1	2	3	4	5	6	7	8	9	AB	R	H	RBI	BB	SO	LOB
Marvell Wynne, L (1, 8) OBP: 0.346, SLG: 0.421	F7		F4 F4-3 1B		E 1B			F2		4	1	1	0	0	0	0
Johnny Ray, S (1, 4) OBP: 0.329, SLG: 0.412	6-3		F4-3 1-2		F4 F5-4-3 1-2			F5		4	0	0	0	0	0	2
Bill Madlock, R (1, 5) OBP: 0.386, SLG: 0.460	5-3		L9		F5-4-3 1-2			L8		4	0	0	0	0	0	3
Jason Thompson, L (1, 3) OBP: 0.391, SLG: 0.434		BBBB 1B 2B BB	2-H 1B			F8			L6	3	1	1	1	1	0	0
Dave Parker, L (1, 9) OBP: 0.301, SLG: 0.399		1-2 2B 1B	F7			F4-3			G3 2B	4	1	2	0	0	0	1
Mike Easler, L (1, 7) OBP: 0.360, SLG: 0.449		WP 1-H 2-H 2B		6-3		F8			G3 2-3	4	0	1	2	0	0	1
Tony Peña, R (1, 2) OBP: 0.332, SLG: 0.406		S S S K 2-3		F4-3			G6-3 1B		F4-3	4	0	1	0	0	1	2
Dale Berra, R (1, 6) OBP: 0.314, SLG: 0.359		5-3		F4-3			G6-3 1-2f			3	0	0	0	0	0	2
Lee Tunnell, R (1, 1) OBP: 0.143, SLG: 0.118		S S S K			F4		P2			1	0	0	0	0	1	1
Jim Bibby, R (3, 1) OBP: 0.118, SLG: 0.118										0	0	0	0	0	0	0
Gene Tenace, R (5, PH) OBP: 0.306, SLG: 0.196										1	0	0	0	0	0	0
Cecilio Guante, R (6, 1) OBP: 0.231, SLG: 0.167										0	0	0	0	0	0	0
Lee Mazzilli, S (7, PH) OBP: 0.388, SLG: 0.364										1	0	0	0	0	0	0
Rod Scurry, L (8, 1)										0	0	0	0	0	0	0
Kent Tekulve, R (8, 1)										0	0	0	0	0	0	0
Inning Stats	R: 0 E: 0 K: 0 S: 3 H: 0 LOB: 0 BB: 0 P: 3	R: 2 E: 0 K: 2 S: 9 H: 2 LOB: 1 BB: 1 P: 13	R: 1 E: 1 K: 0 S: 5 H: 1 LOB: 1 BB: 0 P: 5	R: 0 E: 0 K: 0 S: 3 H: 0 LOB: 0 BB: 0 P: 3	R: 0 E: 1 K: 0 S: 4 H: 1 LOB: 1 BB: 0 P: 4	R: 0 E: 0 K: 0 S: 3 H: 0 LOB: 0 BB: 0 P: 3	R: 0 E: 0 K: 0 S: 3 H: 1 LOB: 0 BB: 0 P: 3	R: 0 E: 0 K: 0 S: 3 H: 0 LOB: 0 BB: 0 P: 3	R: 0 E: 0 K: 0 S: 4 H: 1 LOB: 1 BB: 0 P: 4	1B: 4 2B: 2 3B: 0 HR: 0 SF: 0 SAC: 0 DP: 2 HBP: 0						

PITCHER		IP	WLS	BF	H	R	ER	SO	BB	IBB	HBP	BLK	WP	HR	S	P	ERA	WHIP
Bryn Smith, R ERA: 2.69	(1, 1)	9.0	W	34	6	3	2	2	1	0	0	0	1	0	37	41	2.00	0.778

PITCHER	IP	WLS	BF	H	R	ER	SO	BB	IBB	HBP	BLK	WP	HR	S	P	ERA	WHIP

AB	33
R	3
H	6
RBI	3
BB	1
SO	2
LOB	12

WP: 1	PA: 34
PB: 0	
SB: 0	
CS: 0	

livebaseballscorecards.com

Batter	1	2	3	4	5	6	7	8	9	AB	R	H	RBI	BB	SO	LOB
Tim Raines, S (1, 7) OBP: 0.378, SLG: 0.424	S S S 0-3 ① K	x 0-0 1-H 2-H 3-H HR		B B B B 4-0 1B BB		x 0-0 ② 5-3		x 0-0 ② FC4-6 S 1-2f		4	1	1	4	1	1	1
Jim Wohlford, R (1, 9) OBP: 0.305, SLG: 0.392	x 0-0 ② L8	x 0-0 ② 4-3		x 0-0 ② F9		x 0-0 ③ F9		x 0-0 ③ 6-3 1-2		5	0	0	0	0	0	2
Andre Dawson, R (1, 8) OBP: 0.348, SLG: 0.585	B B B B 4-0 1B BB	x 0-0 2B		x 0-0 1-3 1B			x 0-0 ① F7		x 0-0 L3-6 4-3 1B	4	0	3	0	1	0	0
Al Oliver, L (1, 3) OBP: 0.358, SLG: 0.421 Terry Francona, L (9, 3) OBP: 0.218, SLG: 0.248	x 0-0 1-3 1B	x 0-0 ③ L8		S S S 0-3 ③ K			x 0-0 2B		x 0-0 ① 4-3 1-2	5 0	0 0	2 0	0 0	0 0	1 0	4 0
Gary Carter, R (1, 2) OBP: 0.333, SLG: 0.447	x 0-0 ③ F7		x 0-0 F9 SF8 2B		x 0-0 ① F9		x 0-0 ② 6-3		x 0-0 ② ③ L3-6 2-3	5	1	1	0	0	0	4
Tim Wallach, R (1, 5) OBP: 0.353, SLG: 0.464		x 0-0 E 1B HR 1B	x 0-0 ① F9 2-3		x 0-0 HR		B B B B 4-0 BB			3	2	2	1	1	0	1
Chris Speier, R (1, 6) OBP: 0.331, SLG: 0.329		x 0-0 ① F7	x 0-0 ② SF8 3-H		x 0-0 ② F8		x 0-0 ③ 1-3			3	0	0	1	0	0	3
Doug Flynn, R (1, 4) OBP: 0.249, SLG: 0.278		x 0-0 E 1-2 HR 1B	x 0-0 ③ F9		x 0-0 ③ F9			x 0-0 ① F4-3		4	1	1	0	0	0	0
Steve Rogers, R (1, 1) OBP: 0.143, SLG: 0.129		x 0-0 E1 1-2 2-3 HR		x 0-0 ① 6-3		S S S 0-3 ① K		x 0-0 FC4-6 1B		4	1	1	0	0	1	2
Inning Stats	R: 0 H: 1 E: 0 LOB: 2 K: 1 BB: 1 S: 6 P: 10	R: 4 H: 4 E: 1 LOB: 1 K: 0 BB: 0 S: 8 P: 8	R: 1 H: 1 E: 0 LOB: 0 K: 0 BB: 0 S: 4 P: 4	R: 0 H: 1 E: 0 LOB: 2 K: 1 BB: 1 S: 6 P: 10	R: 1 H: 1 E: 0 LOB: 0 K: 0 BB: 0 S: 4 P: 4	R: 0 H: 0 E: 0 LOB: 0 K: 1 BB: 0 S: 5 P: 5	R: 0 H: 1 E: 0 LOB: 2 K: 0 BB: 1 S: 4 P: 8	R: 0 H: 1 E: 0 LOB: 1 K: 0 BB: 0 S: 4 P: 4	R: 0 H: 1 E: 0 LOB: 0 K: 0 BB: 0 S: 3 P: 3	1B: 6 SF: 1 2B: 4 SAC: 0 3B: 0 DP: 1 HR: 2 HBP: 0						

TOP

Montreal Expos @ Pittsburgh Pirates

Three Rivers Stadium, Pittsburgh, PA

Sun Aug 07 1983, 3:33 AM EDT

Att. 29,187 - Unknown

livebaseballscorecards.com

AB	37
R	6
H	11
RBI	6
BB	3
SO	3
LOB	17

PITCHER		IP	WLS	BF	H	R	ER	SO	BB	IBB	HBP	BLK	WP	HR	S	P	ERA	WHIP	PITCHER	IP	WLS	BF	H	R	ER	SO	BB	IBB	HBP	BLK	WP	HR	S	P	ERA	WHIP
Larry McWilliams, L ERA: 3.18	(1, 1)	6.0	L	29	8	6	5	3	2	0	0	0	0	2	33	41	7.50	1.667																	
Jim Bibby, R ERA: 7.28	(7, 1)	2.0		9	2	0	0	0	1	0	0	0	0	0	8	12	0.00	1.500																	
Kent Tekulve, R ERA: 1.63	(9, 1)	1.0		3	1	0	0	0	0	0	0	0	0	0	3	3	0.00	1.000																	

WP: 0	PA: 41
PB: 0	
SB: 1	
CS: 0	

Batter	1	2	3	4	5	6	7	8	9	AB	R	H	RBI	BB	SO	LOB
Marvell Wynne, L (1, 8) OBP: 0.344, SLG: 0.418	F6			F4-3		1B			F4-3	4	0	1	0	0	0	0
Johnny Ray, S (1, 4) OBP: 0.326, SLG: 0.407	6-3			K		F4-3			F4-3	4	0	0	0	0	1	1
Bill Madlock, R (1, 5) OBP: 0.384, SLG: 0.456	F4-3			6-3			BB G3		F8	3	0	0	0	1	0	0
Jason Thompson, L (1, 3) OBP: 0.388, SLG: 0.430		F5			F4-3		F9			3	0	0	0	0	0	1
Dave Parker, L (1, 9) OBP: 0.299, SLG: 0.395		F9			F9		G3 1-2			3	0	0	0	0	0	1
Mike Easler, L (1, 7) OBP: 0.359, SLG: 0.448		F7			1B		F8			3	0	1	0	0	0	1
Tony Peña, R (1, 2) OBP: 0.330, SLG: 0.402			F8		F7			1-3		3	0	0	0	0	0	1
Dale Berra, R (1, 6) OBP: 0.312, SLG: 0.356			K			F9		5-3		3	0	0	0	0	1	0
Larry McWilliams, L (1, 1) OBP: 0.153, SLG: 0.155			K			F4		F8		1	0	0	0	0	1	0
Gene Tenace, R (6, PH) OBP: 0.302, SLG: 0.192										1	0	0	0	0	0	0
Jim Bibby, R (7, 1) OBP: 0.118, SLG: 0.118										0	0	0	0	0	0	0
Lee Mazzilli, S (8, PH) OBP: 0.386, SLG: 0.362										1	0	0	0	0	0	0
Kent Tekulve, R (9, 1)										0	0	0	0	0	0	0

BOTTOM

Montreal Expos @ Pittsburgh Pirates

Three Rivers Stadium, Pittsburgh, PA

Sun Aug 07 1983, 3:33 AM EDT

Att. 29,187 - Unknown

livebaseballscorecards.com

AB	29
R	0
H	2
RBI	0
BB	1
SO	3
LOB	5

Inning Stats	1	2	3	4	5	6	7	8	9
	R: 0 E: 0 K: 0 S: 3	R: 0 E: 0 K: 0 S: 3	R: 0 E: 0 K: 2 S: 7	R: 0 E: 0 K: 1 S: 5	R: 0 E: 0 K: 0 S: 4	R: 0 E: 0 K: 0 S: 4	R: 0 E: 0 K: 0 S: 3	R: 0 E: 0 K: 0 S: 3	R: 0 E: 0 K: 0 S: 3
	H: 0 LOB: 0 BB: 0 P: 3	H: 0 LOB: 0 BB: 0 P: 3	H: 0 LOB: 0 BB: 0 P: 7	H: 0 LOB: 0 BB: 0 P: 5	H: 1 LOB: 1 BB: 0 P: 4	H: 1 LOB: 1 BB: 0 P: 4	H: 0 LOB: 1 BB: 1 P: 7	H: 0 LOB: 0 BB: 0 P: 3	H: 0 LOB: 0 BB: 0 P: 3

| | | | | | | | | | |

Batter	1	2	3	4	5	6	7	8	9	10	AB	R	H	RBI	BB	SO	LOB
Mookie Wilson, S (1, 8) OBP: 0.291, SLG: 0.338	3-1		P6		F8	K			P3		5	0	0	0	0	1	3
Hubie Brooks, R (1, 5) OBP: 0.312, SLG: 0.360	5-3		5-3			1B	F4-3		F8		5	1	1	0	0	0	0
Keith Hernandez, L (1, 3) OBP: 0.365, SLG: 0.425	BB FC6-4			BB F4-6		1B FC4-6	F4-3		3-1		3	1	1	0	2	0	0
George Foster, R (1, 7) OBP: 0.307, SLG: 0.429	FC6-4 1-2f			F8		FC4-6 BB				6-3	5	1	2	1	0	0	2
Darryl Strawberry, L (1, 9) OBP: 0.311, SLG: 0.456		HBP 6-3		1B 1-2		BB FC4-6	6-3			3B E	3	1	2	0	1	0	1
Bob Bailor, R (1, 6) (6, 4) OBP: 0.285, SLG: 0.285	6-3 1-2			F4-6 2-3		FC4-6 E 1-2f 2-3 3-H		F8		IBB E FC4-2	4	1	0	1	1	0	5
Brian Giles, R (1, 4) OBP: 0.309, SLG: 0.288	F7				F9	E8 SH3 1-H 3-H		K		FC4-2 1-H 3-H	2	0	0	0	0	0	1
Rusty Staub, L (6, PH) OBP: 0.402, SLG: 0.425						1B					1	0	1	1	0	0	0
José Oquendo, S (6, PR) OBP: 0.266, SLG: 0.246											2	1	0	0	0	1	1
(6, 6)																	
Junior Ortiz, R (1, 2) OBP: 0.243, SLG: 0.228	P5				SH3	SH3		1B	G3		2	0	1	0	0	0	1
Danny Heep, L (6, PH) OBP: 0.344, SLG: 0.429					1B	BB					0	0	0	0	1	0	0
Ron Hodges, L (6, 2) OBP: 0.362, SLG: 0.251											2	0	1	0	0	0	1
Tom Seaver, R (1, 1) OBP: 0.208, SLG: 0.250			K		SH3	SH3		L7			1	0	0	1	0	1	0
Dave Kingman, R (8, PH) OBP: 0.263, SLG: 0.400					1-2	1-2 3-H					1	0	0	0	0	0	1
Jesse Orosco, R (8, 1) OBP: 0.273, SLG: 0.273											0	0	0	0	0	0	0
Inning Stats	R: 0 E: 0 K: 0 S: 3 H: 0 LOB: 1 BB: 1 P: 7	R: 0 E: 0 K: 0 S: 3 H: 0 LOB: 1 BB: 0 P: 4	R: 0 E: 0 K: 1 S: 5 H: 0 LOB: 0 BB: 0 P: 5	R: 0 E: 0 K: 0 S: 3 H: 1 LOB: 1 BB: 1 P: 7	R: 0 E: 0 K: 0 S: 4 H: 1 LOB: 1 BB: 0 P: 4	R: 5 E: 1 K: 1 S: 9 H: 4 LOB: 2 BB: 2 P: 17	R: 0 E: 0 K: 0 S: 4 H: 1 LOB: 1 BB: 0 P: 4	R: 0 E: 0 K: 1 S: 6 H: 1 LOB: 1 BB: 0 P: 6	R: 0 E: 0 K: 0 S: 3 H: 0 LOB: 0 BB: 0 P: 3	R: 1 E: 1 K: 0 S: 4 H: 1 LOB: 1 BB: 1 P: 8	1B: 7 2B: 2 3B: 1 HR: 0 SF: 0 SAC: 2 DP: 1 HBP: 1						

PITCHER		IP	WLS	BF	H	R	ER	SO	BB	IBB	HBP	BLK	WP	HR	S	P	ERA	WHIP
Ray Burris, R ERA: 2.94	(1, 1)	5.1		25	6	5	4	1	3	0	1	0	0	0	23	36	6.75	1.688
Bob James, R ERA: 4.74	(6, 1)	1.2		7	1	0	0	1	1	0	0	0	0	0	8	12	0.00	1.200
Dan Schatzeder, L ERA: 2.73	(8, 1)	2.0		7	1	0	0	1	0	0	0	0	0	0	9	9	0.00	0.500
Jeff Reardon, R ERA: 2.79	(10, 1)	1.0	L	5	1	1	0	0	0	1	0	0	0	0	4	8	0.00	1.000

PITCHER	IP	WLS	BF	H	R	ER	SO	BB	IBB	HBP	BLK	WP	HR	S	P	ERA	WHIP

TOP

New York Mets @ Montreal Expos

Olympic Stadium, Montreal, QB

Mon Aug 08 1983, 7:05 PM EDT

Att. 27,906 - Unknown

livebaseballscorecards.com

AB	36
R	6
H	9
RBI	4
BB	5
SO	3
LOB	16

WP: 0 PA: 44
PB: 0
SB: 0
CS: 0

Batter	1	2	3	4	5	6	7	8	9	10	AB	R	H	RBI	BB	SO	LOB
Tim Raines, S (1, 7) OBP: 0.376, SLG: 0.422	4-3		L8		G3		E4 S 1B 3-H		S 1B		5	1	1	0	0	0	1
Bryan Little, S (1, 6) (8, 4) OBP: 0.352, SLG: 0.317	F7		F8 1-2			1-3	1-H 1B		6-3 1-2		5	0	1	1	0	0	2
Andre Dawson, R (1, 8) OBP: 0.347, SLG: 0.580	K			F9		F9	F3			CS 1B	5	0	1	0	0	1	1
Al Oliver, L (1, 3) OBP: 0.354, SLG: 0.416		G3		L5		F7		4-3		4-3 1-2	5	0	0	0	0	0	1
Warren Cromartie, L (1, 9) OBP: 0.350, SLG: 0.393 Mike Vail, R (10, PH) OBP: 0.297, SLG: 0.343		K		1B			1B 2B	G3		BB	4 0	1 0	2 0	0 0	0 1	1 0	0 0
Gary Carter, R (1, 2) OBP: 0.337, SLG: 0.449		1B		F7			6-3 1B 6-3 2-H 1B	1B		F7	5	1	3	1	0	0	2
Tim Wallach, R (1, 5) OBP: 0.354, SLG: 0.471		P6			HR		6-3 6-3 1-2 E 1B	F8			4	2	2	1	0	0	2
Doug Flynn, R (1, 4) OBP: 0.251, SLG: 0.279 Terry Crowley, L (7, PH) OBP: 0.382, SLG: 0.192 Chris Speier, R (8, 6) OBP: 0.329, SLG: 0.327			S 1B		F6		6-3 1-2 2-3		1-3		2 1 1	0 0 0	1 0 0	0 0 0	0 0 0	0 0 0	0 2 0
Ray Burris, R (1, 1) OBP: 0.286, SLG: 0.324 Bob James, R (6, 1) Mike Stenhouse, L (7, PH) OBP: 0.188, SLG: 0.250 Dan Schatzeder, L (8, 1) OBP: 0.200, SLG: 0.200 Jim Wohlford, R (9, PH) OBP: 0.301, SLG: 0.388 Jeff Reardon, R (10, 1) OBP: 0.143, SLG: 0.143			K		K		6-3 2-3 3-H		F7		2 0 1 0 1 0	0 0 0 0 0 0	0 0 1 0 0 0	0 0 0 0 0 0	2 0 0 0 0 0	1 0 1 0 0 0	0 0 0 0 0 0
Inning Stats	R: 0 E: 0 K: 1 S: 5 H: 0 LOB: 0 BB: 0 P: 5	R: 0 E: 0 K: 1 S: 6 H: 1 LOB: 1 BB: 0 P: 6	R: 0 E: 0 K: 1 S: 6 H: 1 LOB: 1 BB: 0 P: 6	R: 0 E: 0 K: 0 S: 4 H: 1 LOB: 1 BB: 0 P: 4	R: 1 E: 0 K: 1 S: 6 H: 1 LOB: 0 BB: 0 P: 6	R: 0 E: 0 K: 0 S: 3 H: 0 LOB: 0 BB: 0 P: 3	R: 4 E: 1 K: 0 S: 8 H: 4 LOB: 1 BB: 0 P: 8	R: 0 E: 0 K: 0 S: 4 H: 1 LOB: 1 BB: 0 P: 4	R: 0 E: 0 K: 0 S: 4 H: 1 LOB: 1 BB: 0 P: 4	R: 0 E: 0 K: 0 S: 3 H: 1 LOB: 1 BB: 0 P: 7	1B: 9 2B: 1 3B: 0 HR: 1	SF: 0 SAC: 0 DP: 0 HBP: 0					

PITCHER		IP	WLS	BF	H	R	ER	SO	BB	IBB	HBP	BLK	WP	HR	S	P	ERA	WHIP
Tom Seaver, R ERA: 3.64	(1, 1)	7.0		30	8	5	3	4	0	0	0	0	0	1	38	38	3.86	1.143
Jesse Orosco, L ERA: 1.26	(8, 1)	3.0	W	12	3	0	0	0	1	0	0	0	0	0	11	15	0.00	1.333

PITCHER	IP	WLS	BF	H	R	ER	SO	BB	IBB	HBP	BLK	WP	HR	S	P	ERA	WHIP

BOTTOM

New York Mets @ Montreal Expos

Olympic Stadium, Montreal, QB

Mon Aug 08 1983, 7:05 PM EDT
Att. 27,906 - Unknown

livebaseballscorecards.com

AB	41
R	5
H	11
RBI	4
BB	1
SO	4
LOB	13

1B: 9 2B: 1 3B: 0 HR: 1 SF: 0 SAC: 0 DP: 0 HBP: 0

WP: 0 PB: 0 SB: 4 CS: 1 PA: 42

Batter	1	2	3	4	5	6	7	8	9	AB	R	H	RBI	BB	SO	LOB
Mookie Wilson, S (1, 8) OBP: 0.294, SLG: 0.344	L5		1B 3-H		F8 2B		3-1		1B	5	0	3	1	0	0	0
Hubie Brooks, R (1, 5) OBP: 0.311, SLG: 0.358	G3		BB 1-3 1B		F8 2-3		6-3		F4	5	0	1	0	0	0	2
Keith Hernandez, L (1, 3) OBP: 0.364, SLG: 0.422	K		BB 1-2		K		F4-3			3	0	0	0	1	2	1
George Foster, R (1, 7) OBP: 0.305, SLG: 0.425		6-3	K		F8			K		4	0	0	0	0	2	4
Darryl Strawberry, L (1, 9) OBP: 0.313, SLG: 0.461		K	K			1B SF7-5 1B		2B		4	1	2	0	0	2	3
Bob Bailor, R (1, 6) (6, 4) OBP: 0.292, SLG: 0.293		CS 1B		FC4-6 1B		SF7-5 BB 1-3 1B		F8		4	0	3	0	0	0	1
Brian Giles, R (1, 4) OBP: 0.310, SLG: 0.289		CS 1-2	2B 1B	FC4-6 1-2f		BB 1-2		F8		2	1	1	0	0	0	1
Danny Heep, L (6, PH) OBP: 0.347, SLG: 0.429										0	0	0	0	1	0	0
José Oquendo, S (6, 6) OBP: 0.265, SLG: 0.245										1	0	0	0	0	0	1
Ron Hodges, L (1, 2) OBP: 0.360, SLG: 0.258			SH2-4 1-H 1B 2B	F7		SF7-5 2-3 3-H			P2	3	1	1	2	0	0	1
Ed Lynch, R (1, 1) OBP: 0.154, SLG: 0.132			SH2-4 2-3	K		F3			G3	2	0	0	0	0	1	2
Doug Sisk, R (6, 1) OBP: 0.500, SLG: 0.500										0	0	0	0	0	0	0
Rusty Staub, L (9, PH) OBP: 0.398, SLG: 0.420										1	0	0	0	0	0	0
Inning Stats	R: 0 E: 0 K: 1 S: 5 H: 0 LOB: 0 BB: 0 P: 5	R: 0 E: 0 K: 1 S: 5 H: 1 LOB: 0 BB: 0 P: 5	R: 2 E: 0 K: 2 S: 11 H: 4 LOB: 3 BB: 1 P: 15	R: 0 E: 0 K: 1 S: 6 H: 1 LOB: 1 BB: 0 P: 6	R: 0 E: 0 K: 1 S: 6 H: 1 LOB: 1 BB: 0 P: 6	R: 1 E: 0 K: 0 S: 4 H: 2 LOB: 1 BB: 1 P: 8	R: 0 E: 0 K: 0 S: 3 H: 0 LOB: 0 BB: 0 P: 3	R: 0 E: 0 K: 1 S: 6 H: 1 LOB: 1 BB: 0 P: 6	R: 0 E: 0 K: 0 S: 4 H: 1 LOB: 1 BB: 0 P: 4	1B: 8 2B: 4 3B: 0 HR: 0 SF: 1 SAC: 1 DP: 1 HBP: 0	WP: 0 PB: 0 SB: 0 CS: 1 PA: 39					

PITCHER	IP	WLS	BF	H	R	ER	SO	BB	IBB	HBP	BLK	WP	HR	S	P	ERA	WHIP
Charlie Lea, R (1, 1) ERA: 3.29	9.0	W	38	11	3	3	7	2	0	0	0	0	0	50	58	3.00	1.444

PITCHER	IP	WLS	BF	H	R	ER	SO	BB	IBB	HBP	BLK	WP	HR	S	P	ERA	WHIP

TOP

New York Mets @ Montreal Expos

Olympic Stadium, Montreal, QB

Tue Aug 09 1983, 7:05 PM EDT

Att. 36,870 - Unknown

livebaseballscorecards.com

AB	34
R	3
H	11
RBI	3
BB	2
SO	7
LOB	16

BOTTOM

New York Mets @ Montreal Expos

Olympic Stadium, Montreal, QB

Tue Aug 09 1983, 7:05 PM EDT

Att. 36,870 - Unknown

livebaseballscorecards.com

Batter	1	2	3	4	5	6	7	8	9	AB	R	H	RBI	BB	SO	LOB
Tim Raines, S (1, 7) OBP: 0.375, SLG: 0.419	4-3		F9		4-3		BB, 1-2 E, BB			3	1	0	0	1	0	0
Bryan Little, S (1, 6) OBP: 0.351, SLG: 0.314	4-3		5-3		BBBB 4-0 CS, BB		BBBB 4-0 E, 1-2, 2-3, BB			2	0	0	0	1	0	0
Terry Crowley, L (7, PH) OBP: 0.400, SLG: 0.192										0	0	0	0	1	0	0
Chris Speier, R (8, 6) OBP: 0.329, SLG: 0.327										0	0	0	0	0	0	0
Andre Dawson, R (1, 8) OBP: 0.344, SLG: 0.575	1-3		F8		SSS 0-3 K, 1-2		0-0 E6, G1-6-3, 1-3, 2-H, 3-H			4	0	0	1	0	1	2
Al Oliver, L (1, 3) OBP: 0.358, SLG: 0.422		4-3 PB, 6-3, 1B		2B, 1B		1B, 2B	G1-6-3, 1-2f			4	3	3	0	0	0	2
Warren Cromartie, L (1, 9) OBP: 0.352, SLG: 0.395		4-3, 1-3		L8		G6-4-3, 2-H, 1B		2B, 1B		4	1	2	1	0	0	2
Gary Carter, R (1, 2) OBP: 0.336, SLG: 0.450		6-3, 3-H		1-H, 1B, 2B		P5		F9		4	1	1	2	0	0	2
Tim Wallach, R (1, 5) OBP: 0.358, SLG: 0.476		1B, 1B		2-H, 1B		G6-4-3, 1-2f		1-H, 2B		4	0	3	2	0	0	1
Doug Flynn, R (1, 4) OBP: 0.251, SLG: 0.279		1-2, 1B		F7			F6-3	F4		4	0	1	0	0	0	2
Charlie Lea, R (1, 1) OBP: 0.135, SLG: 0.100		SSS 0-3 K		4-3			E3, BB, BB, E	SSS 0-3 K		4	1	0	0	0	2	4
Inning Stats	R: 0 E: 0 K: 0 S: 3 H: 0 LOB: 0 BB: 0 P: 3	R: 1 E: 0 K: 1 S: 8 H: 3 LOB: 2 BB: 0 P: 8	R: 0 E: 0 K: 0 S: 3 H: 0 LOB: 0 BB: 0 P: 3	R: 2 E: 0 K: 0 S: 6 H: 3 LOB: 1 BB: 0 P: 6	R: 0 E: 0 K: 1 S: 4 H: 0 LOB: 1 BB: 1 P: 8	R: 1 E: 0 K: 0 S: 4 H: 2 LOB: 0 BB: 0 P: 4	R: 2 E: 2 K: 0 S: 4 H: 0 LOB: 1 BB: 2 P: 12	R: 1 E: 0 K: 1 S: 7 H: 2 LOB: 1 BB: 0 P: 7		1B: 7 2B: 4 3B: 0 HR: 0 SF: 0 SAC: 0 DP: 3 HBP: 0						

	AB	33
	R	7
	H	10
	RBI	6
	BB	3
	SO	3
	LOB	15

WP: 0 PB: 1 SB: 0 CS: 1 PA: 36

PITCHER		IP	WLS	BF	H	R	ER	SO	BB	IBB	HBP	BLK	WP	HR	S	P	ERA	WHIP
Ed Lynch, R ERA: 3.72	(1, 1)	5.0	L	23	8	4	4	2	1	0	0	0	0	0	26	30	7.20	1.800
Doug Sisk, R ERA: 2.62	(6, 1)	3.0		13	2	3	1	1	2	0	0	0	0	0	13	21	3.00	1.333

PITCHER	IP	WLS	BF	H	R	ER	SO	BB	IBB	HBP	BLK	WP	HR	S	P	ERA	WHIP

New York Mets @ Montreal Expos

Olympic Stadium, Montreal, QB

Wed Aug 10 1983, 7:05 PM EDT

Att. 25,538 - Unknown

livebaseballscorecards.com

TOP

Batter	1	2	3	4	5	6	7	8	9	AB	R	H	RBI	BB	SO	LOB
Mookie Wilson, S (1, 8) OBP: 0.294, SLG: 0.343	1-3		P8			6-3		BB, 1B		4	0	1	0	0	0	0
Hubie Brooks, R (1, 5) OBP: 0.310, SLG: 0.356	5-3		5-3			F8		BBBB, 4-0, 1-2, BB		3	0	0	0	1	0	0
Keith Hernandez, L (1, 3) OBP: 0.363, SLG: 0.419 Tom Gorman, L (8, 1) OBP: 0.250, SLG: 0.250	BBBB, 4-0, BB		5-3			G3		0-0, F4-3		3 0	0 0	0 0	0 0	1 0	0 0	2 0
George Foster, R (1, 7) OBP: 0.302, SLG: 0.421	F7			5-3			F7		F8	4	0	0	0	0	0	1
Darryl Strawberry, L (1, 9) OBP: 0.309, SLG: 0.454		SSS, K		F8			G3		L5	4	0	0	0	0	1	0
Bob Bailor, R (1, 6) OBP: 0.296, SLG: 0.297		1B		F7			F7		1B, 2B	4	1	2	0	0	0	0
Brian Giles, R (1, 4) OBP: 0.312, SLG: 0.295		F9			E6, 6-3			F8, F4-3	1-2, 2B	4	2	2	0	0	0	1
Junior Ortiz, R (1, 2) OBP: 0.248, SLG: 0.233 Danny Heep, L (8, PH) OBP: 0.348, SLG: 0.436 (8, 3)	1-2, FC5-4				1-2f, 6-3			2-3, F8	1-H, 2-H	2 2	0 0	1 1	0 2	0 0	0 0	1 1
Mike Torrez, R (1, 1) OBP: 0.065, SLG: 0.044 Carlos Diaz, R (7, 1) Rusty Staub, L (8, PH) OBP: 0.394, SLG: 0.416 Ron Hodges, L (8, 2) OBP: 0.360, SLG: 0.258 Dave Kingman, R (9, PH) OBP: 0.262, SLG: 0.398		1-2f, FC5-4			F9			3-H, F4-3	SSS, K	2 0 1 0 1	0 0 0 0 0	0 0 0 0 0	0 0 1 0 1	0 0 0 0 1	0 0 0 0 1	2 0 0 0 1
Inning Stats	R: 0 E: 0 K: 0 S: 3 H: 0 LOB: 1 BB: 1 P: 7	R: 0 E: 0 K: 1 S: 7 H: 2 LOB: 2 BB: 0 P: 7	R: 0 E: 0 K: 0 S: 3 H: 0 LOB: 0 BB: 0 P: 3	R: 0 E: 0 K: 0 S: 3 H: 0 LOB: 0 BB: 0 P: 3	R: 0 E: 1 K: 0 S: 3 H: 0 LOB: 0 BB: 0 P: 3	R: 0 E: 0 K: 0 S: 3 H: 0 LOB: 0 BB: 0 P: 3	R: 0 E: 0 K: 0 S: 3 H: 0 LOB: 0 BB: 0 P: 3	R: 1 E: 0 K: 0 S: 5 H: 2 LOB: 2 BB: 1 P: 9	R: 2 E: 0 K: 1 S: 8 H: 3 LOB: 1 BB: 0 P: 8	1B: 5 2B: 3 3B: 0 HR: 0 SF: 0 SAC: 0 DP: 1 HBP: 0						

	AB	34
	R	3
	H	7
	RBI	3
	BB	2
	SO	2
	LOB	9

WP: 0 PB: 0 SB: 0 CS: 0 PA: 36

PITCHER		IP	WLS	BF	H	R	ER	SO	BB	IBB	HBP	BLK	WP	HR	S	P	ERA	WHIP
Bill Gullickson, R ERA: 3.93	(1, 1)	7.2	W	29	4	1	1	1	2	0	0	0	0	0	29	37	1.17	0.783
Dan Schatzeder, L ERA: 2.97	(8, 1)	1.0		6	3	2	2	0	0	0	0	0	0	0	6	6	18.00	3.000
Jeff Reardon, R ERA: 2.77	(9, 1)	0.1	S	1	0	0	0	1	0	0	0	0	0	0	3	3	0.00	0.000

PITCHER		IP	WLS	BF	H	R	ER	SO	BB	IBB	HBP	BLK	WP	HR	S	P	ERA	WHIP

New York Mets @ Montreal Expos

Olympic Stadium, Montreal, QB

Wed Aug 10 1983, 7:05 PM EDT

Att. 25,538 - Unknown

livebaseballscorecards.com

BOTTOM

Batter	1	2	3	4	5	6	7	8	9	AB	R	H	RBI	BB	SO	LOB
Tim Raines, S (1, 7) OBP: 0.378, SLG: 0.420	F7		1B 2-H: 1B		1B 2-H: 1B		BBBB 4-0 G4-3 1-2: BB			3	2	2	2	1	0	0
Bryan Little, S (1, 6) (9, 4) OBP: 0.350, SLG: 0.314	P5		E 1B 2-H: 1B		SSS 0-3 K		G4-3 1-2f 2-3			4	0	1	1	0	1	3
Andre Dawson, R (1, 8) OBP: 0.344, SLG: 0.575 Jim Wohlford, R (5, PH) (6, 8) OBP: 0.318, SLG: 0.402	L6		E5 1-3: 1B		2-H: 1B		1B 3-H: 1B			2 2	0 0	1 2	0 2	0 0	0 0	0 0
Al Oliver, L (1, 3) OBP: 0.359, SLG: 0.422		G6-3 1B	4-3			6-3	1-3: 1B			4	0	2	0	0	0	2
Warren Cromartie, L (1, 9) OBP: 0.350, SLG: 0.396		G6-3 1-2f	SSS 0-3 K			FC5-4 2B	F7			4	0	1	0	0	1	3
Gary Carter, R (1, 2) OBP: 0.335, SLG: 0.446		P4	5-3			4-0 FC5-4 IBB		SSS 0-3 K		3	0	0	0	1	1	0
Tim Wallach, R (1, 5) OBP: 0.355, SLG: 0.472			SSS 0-3 K	P5		FC5-4 1-2f 2-3		SSS 0-3 K		4	0	0	0	0	2	2
Doug Flynn, R (1, 4) OBP: 0.248, SLG: 0.275 Jeff Reardon, R (9, 1) OBP: 0.143, SLG: 0.143			F6-3		F8	F4		F6-3		4 0	0 0	0 0	0 0	0 0	0 0	2 0
Bill Gullickson, R (1, 1) OBP: 0.121, SLG: 0.127 Dan Schatzeder, L (8, 1) OBP: 0.200, SLG: 0.200 Angel Salazar, R (9, 6)			1B 2B		1B 2B		E5 G4-3 BB 1B			3 0 0	3 0 0	2 0 0	0 0 0	0 0 0	0 0 0	0 0 0
Inning Stats	R: 0 E: 0 K: 0 S: 3 H: 0 LOB: 0 BB: 0 P: 3	R: 0 E: 0 K: 0 S: 3 H: 1 LOB: 0 BB: 0 P: 3	R: 2 E: 1 K: 1 S: 9 H: 4 LOB: 2 BB: 0 P: 9	R: 0 E: 0 K: 1 S: 5 H: 0 LOB: 0 BB: 0 P: 5	R: 2 E: 0 K: 1 S: 7 H: 3 LOB: 1 BB: 0 P: 7	R: 0 E: 0 K: 0 S: 4 H: 1 LOB: 2 BB: 1 P: 8	R: 1 E: 1 K: 0 S: 5 H: 2 LOB: 2 BB: 1 P: 9	R: 0 E: 0 K: 2 S: 7 H: 0 LOB: 0 BB: 0 P: 7		1B: 8 2B: 3 3B: 0 HR: 0 SF: 0 SAC: 0 DP: 2 HBP: 0						

	AB	33
	R	5
	H	11
	RBI	5
	BB	2
	SO	5
	LOB	12

WP: 0 PB: 0 SB: 0 CS: 0 PA: 35

PITCHER		IP	WLS	BF	H	R	ER	SO	BB	IBB	HBP	BLK	WP	HR	S	P	ERA	WHIP
Mike Torrez, R ERA: 4.09	(1, 1)	6.2	L	30	10	5	4	3	1	1	0	0	0	0	34	42	5.40	1.650
Carlos Diaz, L ERA: 2.2	(7, 1)	0.1		2	1	0	0	0	0	0	0	0	0	0	2	2	0.00	3.000
Tom Gorman, L ERA: 5.06	(8, 1)	1.0		3	0	0	0	2	0	0	0	0	0	0	7	7	0.00	0.000

PITCHER	IP	WLS	BF	H	R	ER	SO	BB	IBB	HBP	BLK	WP	HR	S	P	ERA	WHIP

Batter	1	2	3	4	5	6	7	8	9	AB	R	H	RBI	BB	SO	LOB
Marvell Wynne, L (1, 8) OBP: 0.348, SLG: 0.424	0-0 ① SH1-4 1B 1B		0-0 ① F8		0-0 ③ F4-1		SSS 0-3 ② K		SSS 0-3 ① K	5	1	1	0	0	2	1
Johnny Ray, S (1, 4) OBP: 0.329, SLG: 0.411	0-0 ① SH1-4 1-2		0-0 ② F4-3			0-0 F9 2B 2B	0-0 ③ F4-3		BBBB 4-0 S BB	3	1	1	0	1	0	0
Bill Madlock, R (1, 5) OBP: 0.384, SLG: 0.453	0-0 FC3-6 BB 2-H 1B		0-0 ③ F9			0-0 ① F9 2-3		BBBB 4-0 G3 PB 1B BB	0-0 ② F7 1-2	3	0	1	1	0	0	1
Richie Hebner, L (8, PH) OBP: 0.327, SLG: 0.354 (8, 5)										1	1	0	0	1	0	1
Jason Thompson, L (1, 3) OBP: 0.386, SLG: 0.435	BBBB 4-0 FC3-6 1-2 BB			0-0 ① 3-1		0-0 ② F2		0-0 ① G3 1-3	0-0 ③ G3	4	0	0	0	1	0	3
Dave Parker, L (1, 9) OBP: 0.297, SLG: 0.397	0-0 ② FC3-6 1-2f 2-3			0-0 ② F2		4-0 2B HR IBB		0-0 BB WP 3-H 1B		3	1	1	1	1	0	2
Doug Frobel, L (1, 7) OBP: 0.250, SLG: 0.500	0-0 ③ F8			0-0 ③ G3		0-0 1-3 3-H HR 2B		SSS 0-3 ② K 1-2		4	1	1	1	0	1	3
Lee Lacy, R (9, 7) OBP: 0.337, SLG: 0.418										0	0	0	0	0	0	0
Tony Peña, R (1, 2) OBP: 0.324, SLG: 0.399		0-0 ① 6-3			0-0 ① L5	0-0 2-H 3-H HR		BBBB 4-0 BB BB		3	1	1	3	1	0	0
Dale Berra, R (1, 6) OBP: 0.315, SLG: 0.352		0-0 ② L6			0-0 SH3-4 1B	0-0 ③ F8		BBBB 4-0 1-2 2-3 BB		3	0	1	0	1	0	0
Larry McWilliams, L (1, 1) OBP: 0.150, SLG: 0.153		SSS 0-3 ③ K			0-0 ② SH3-4 1-2		0-0 ① 1-3	SSS 0-3 ③ K		1	0	0	0	0	1	0
Cecilio Guante, R (6, 1) OBP: 0.188, SLG: 0.133										2	0	0	0	0	1	3
Inning Stats	R: 1 H: 2 E: 0 LOB: 2 K: 0 BB: 1 S: 5 P: 9	R: 0 H: 0 E: 0 LOB: 0 K: 1 BB: 0 S: 5 P: 5	R: 0 H: 0 E: 0 LOB: 0 K: 0 BB: 0 S: 3 P: 3	R: 0 H: 0 E: 0 LOB: 0 K: 0 BB: 0 S: 3 P: 3	R: 0 H: 1 E: 0 LOB: 1 K: 0 BB: 0 S: 4 P: 4	R: 4 H: 3 E: 0 LOB: 0 K: 0 BB: 1 S: 6 P: 10	R: 0 H: 0 E: 0 LOB: 0 K: 1 BB: 0 S: 5 P: 5	R: 1 H: 1 E: 0 LOB: 3 K: 2 BB: 3 S: 8 P: 20	R: 0 H: 0 E: 0 LOB: 1 K: 1 BB: 1 S: 5 P: 9	1B: 4 SF: 0 2B: 2 SAC: 2 3B: 0 DP: 0 HR: 1 HBP: 0						WP: 1 PA: 40 PB: 1 SB: 1 CS: 0	

PITCHER		IP	WLS	BF	H	R	ER	SO	BB	IBB	HBP	BLK	WP	HR	S	P	ERA	WHIP
Steve Rogers, R ERA: 2.98	(1, 1)	7.0	L	29	6	5	5	2	1	1	0	0	0	1	31	39	6.43	1.000
Bob James, R ERA: 5.03	(8, 1)	0.2		6	1	1	1	1	3	0	0	0	1	0	5	17	13.50	6.000
Dan Schatzeder, L ERA: 2.91	(8, 1)	1.1		5	0	0	0	2	1	0	0	0	0	0	8	12	0.00	0.750

PITCHER	IP	WLS	BF	H	R	ER	SO	BB	IBB	HBP	BLK	WP	HR	S	P	ERA	WHIP

TOP

Pittsburgh Pirates @ Montreal Expos

Olympic Stadium, Montreal, QB

Fri Aug 12 1983, 7:05 PM EDT

Att. 45,862 - Unknown

livebaseballscorecards.com

AB	32
R	6
H	7
RBI	6
BB	6
SO	5
LOB	14

BOTTOM

Batter	1	2	3	4	5	6	7	8	9	AB	R	H	RBI	BB	SO	LOB
Tim Raines, S (1, 7) OBP: 0.378, SLG: 0.426	BBBB 4-0 FC1-6 BB		x 0-0 F9 ③			x 0-0 HR	SSS 0-3 K ②		x 0-0 L4 ②	4	1	1	1	1	1	3
Jim Wohlford, R (1, 9) OBP: 0.303, SLG: 0.384	x 0-0 FC1-6 ① 1-2f			x 0-0 F9 ①		x 0-0 6-3 ①	SSS 0-3 K ③		x 0-0 F7 ③	4	0	0	0	0	1	3
Bob James, R (8, 1)										0	0	0	0	0	0	0
Dan Schatzeder, L (8, 1) OBP: 0.200, SLG: 0.200										0	0	0	0	0	0	0
Terry Crowley, L (9, PH) OBP: 0.389, SLG: 0.185										1	0	0	0	0	0	1
Andre Dawson, R (1, 8) OBP: 0.346, SLG: 0.573	x 0-0 F9 ②			x 0-0 F9 ②		x 0-0 WP 1B 1B		BBBB 4-0 1B SF6 BB		3	1	1	0	1	0	1
Al Oliver, L (1, 3) OBP: 0.358, SLG: 0.421	x 0-0 F6 ③			x 0-0 F9 ③		x 0-0 1-2 WP 1B		x 0-0 F5 ①		4	0	1	0	0	0	2
Gary Carter, R (1, 2) OBP: 0.337, SLG: 0.455		x 0-0 5-3 ①			x 0-0 HR	x 0-0 1-2 2-3 F7 ②		x 0-0 1-3 1B		4	1	2	1	0	0	2
Tim Wallach, R (1, 5) OBP: 0.352, SLG: 0.468		x 0-0 F9 ②			x 0-0 F9 ①	x 0-0 4-3 ③		x 0-0 3-H SF6 ②		3	0	0	1	0	0	2
Chris Speier, R (1, 6) OBP: 0.331, SLG: 0.329		x 0-0 4-3 ③			x 0-0 1B		SSS 0-3 K ①	x 0-0 L7 ③		2	0	1	0	0	0	0
Warren Cromartie, L (7, PH) OBP: 0.348, SLG: 0.394										2	0	0	0	0	1	1
(8, 9)																
Doug Flynn, R (1, 4) OBP: 0.248, SLG: 0.275			x 0-0 F4 ①		x 0-0 F8 ②		x 0-0 BB 1B		x 0-0 F6 ①	4	0	1	0	0	0	1
Steve Rogers, R (1, 1) OBP: 0.138, SLG: 0.125			SSS 0-3 K ②		x 0-0 4-3 ③		BBBB 4-0 1-2 BB		x 0-0 1B	2	0	0	0	0	1	1
Mike Stenhouse, L (7, PH) OBP: 0.235, SLG: 0.250										0	0	0	0	1	0	0
Angel Salazar, R (7, PR) OBP: 1.000, SLG: 1.000										1	0	1	0	0	0	0
(8, 6)																
Inning Stats	R: 0 H: 0 E: 0 LOB: 1 K: 0 BB: 1 S: 3 P: 7	R: 0 H: 0 E: 0 LOB: 0 K: 0 BB: 0 S: 3 P: 3	R: 0 H: 0 E: 0 LOB: 0 K: 1 BB: 0 S: 5 P: 5	R: 0 H: 0 E: 0 LOB: 0 K: 0 BB: 0 S: 3 P: 3	R: 1 H: 2 E: 0 LOB: 1 K: 0 BB: 0 S: 5 P: 5	R: 1 H: 3 E: 0 LOB: 2 K: 0 BB: 0 S: 6 P: 6	R: 0 H: 1 E: 0 LOB: 2 K: 3 BB: 1 S: 10 P: 14	R: 1 H: 1 E: 0 LOB: 1 K: 0 BB: 1 S: 4 P: 8	R: 0 H: 1 E: 0 LOB: 1 K: 0 BB: 0 S: 4 P: 4	1B: 6 SF: 1 2B: 0 SAC: 0 3B: 0 DP: 0 HR: 2 HBP: 0						

PITCHER		IP	WLS	BF	H	R	ER	SO	BB	IBB	HBP	BLK	WP	HR	S	P	ERA	WHIP
Larry McWilliams, L ERA: 3.18	(1, 1)	5.1	W	22	5	2	2	1	1	0	0	0	0	2	23	27	3.38	1.125
Cecilio Guante, R ERA: 2.93	(6, 1)	3.2	S	16	3	1	1	3	2	0	0	0	1	0	20	28	2.46	1.364

PITCHER	IP	WLS	BF	H	R	ER	SO	BB	IBB	HBP	BLK	WP	HR	S	P	ERA	WHIP

Pittsburgh Pirates @ Montreal Expos

Olympic Stadium, Montreal, QB

Fri Aug 12 1983, 7:05 PM EDT

Att. 45,862 - Unknown

livebaseballscorecards.com

AB	34
R	3
H	8
RBI	3
BB	3
SO	4
LOB	17

WP: 1 PA: 38
PB: 0
SB: 0
CS: 0

Batter	1	2	3	4	5	6	7	8	9	AB	R	H	RBI	BB	SO	LOB
Marvell Wynne, L (1, 8) OBP: 0.350, SLG: 0.423	B B B B 4-0 1B SH1-4 SF8 BB		x 0-0 ① F4-3		x 0-0 ① SH3-4 1-2		x 0-0 CS 1B		x 0-0 ② F8	3	1	1	0	1	0	1
Johnny Ray, S (1, 4) OBP: 0.325, SLG: 0.407	x 0-0 ① SH1-4 1-2		x 0-0 ② F4-3		x 0-0 ② F7		x 0-0 ①② 6-3 1-2		x 0-0 ③ L3	4	0	0	0	0	0	3
Bill Madlock, R (1, 5) OBP: 0.387, SLG: 0.455	x 0-0 1B 2-3 1B		B B B B 4-0 BB		x 0-0 BB 2-3 1B		x 0-0 ③ 6-3			3	0	2	0	1	0	0
Jason Thompson, L (1, 3) OBP: 0.387, SLG: 0.435	x 0-0 ② SF8 3-H		S S S 0-3 ③ K		B B B B 4-0 1-2 BB			x 0-0 F5-4-3 1B		2	0	1	1	1	1	1
Dave Parker, L (1, 9) OBP: 0.297, SLG: 0.396	x 0-0 1-2 1B			x 0-0 ① F4-3	x 0-0 ③ G3			x 0-0 ①② F5-4-3 1-2		4	0	1	0	0	0	4
Doug Frobel, L (1, 7) OBP: 0.250, SLG: 0.286	x 0-0 ③ F8			x 0-0 ② F4-3		B B B B 4-0 FC6-4 BB		x 0-0 ③ F4-3		3	0	0	0	1	0	2
Tony Peña, R (1, 2) OBP: 0.328, SLG: 0.411		x 0-0 CS 1B		x 0-0 1B		x 0-0 ① F4			x 0-0 HR	4	1	3	1	0	0	1
Dale Berra, R (1, 6) OBP: 0.314, SLG: 0.351		x 0-0 ①② 6-3 1-2		x 0-0 ③ 6-3		x 0-0 ② F8			x 0-0 SH1-6-4 1B	4	0	1	0	0	0	3
John Candelaria, L (1, 1) OBP: 0.255, SLG: 0.174 Kent Tekulve, R (9, 1)		x 0-0 ③ 6-3			x 0-0 1B SH3-4 1B	x 0-0 ③ FC6-4 1-2f			x 0-0 ① SH1-6-4 1-2	3 0	0 0	1 0	0 0	0 0	0 0	1 0
Inning Stats	R: 1 E: 0 K: 0 S: 5 H: 2 LOB: 2 BB: 1 P: 9	R: 0 E: 0 K: 0 S: 3 H: 1 LOB: 0 BB: 0 P: 3	R: 0 E: 0 K: 1 S: 5 H: 0 LOB: 1 BB: 1 P: 9	R: 0 E: 0 K: 0 S: 4 H: 1 LOB: 1 BB: 0 P: 4	R: 0 E: 0 K: 0 S: 5 H: 2 LOB: 3 BB: 1 P: 9	R: 0 E: 0 K: 0 S: 3 H: 0 LOB: 1 BB: 1 P: 7	R: 0 E: 0 K: 0 S: 3 H: 1 LOB: 0 BB: 0 P: 3	R: 0 E: 0 K: 0 S: 3 H: 1 LOB: 0 BB: 0 P: 3	R: 1 E: 0 K: 0 S: 5 H: 2 LOB: 1 BB: 0 P: 5	1B: 9 2B: 0 3B: 0 HR: 1	SF: 1 SAC: 3 DP: 1 HBP: 0	WP: 0 PB: 0 SB: 0 CS: 2	PA: 38				

PITCHER		IP	WLS	BF	H	R	ER	SO	BB	IBB	HBP	BLK	WP	HR	S	P	ERA	WHIP
Bryn Smith, R ERA: 2.55	(1, 1)	8.0	L	33	8	1	1	1	4	0	0	0	0	0	31	47	1.12	1.500
Jeff Reardon, R ERA: 2.87	(9, 1)	1.0		5	2	1	1	0	0	0	0	0	0	1	5	5	9.00	2.000

PITCHER	IP	WLS	BF	H	R	ER	SO	BB	IBB	HBP	BLK	WP	HR	S	P	ERA	WHIP

TOP

Pittsburgh Pirates @ Montreal Expos

Olympic Stadium, Montreal, QB

Sat Aug 13 1983, 3:33 AM EDT

Att. 38,658 - Unknown

AB	30
R	2
H	10
RBI	2
BB	4
SO	1
LOB	16

livebaseballscorecards.com

Batter	1	2	3	4	5	6	7	8	9	AB	R	H	RBI	BB	SO	LOB
Tim Raines, S (1, 7) OBP: 0.375, SLG: 0.422	S S S 0-3 K ①		x 0-0 G6-4-3 ① ② 1-2f			x 0-0 5-3 ①		x 0-0 G6-4-3 ② ③ 1-2f		4	0	0	0	0	1	2
Jim Wohlford, R (1, 9) OBP: 0.312, SLG: 0.389	x 0-0 1B		x 0-0 1B			x 0-0 6-3 ②			x 0-0 F2 ①	4	0	2	0	0	0	0
Andre Dawson, R (1, 8) OBP: 0.345, SLG: 0.570	x 0-0 F8 ②		x 0-0 F9 ③			x 0-0 4-3 ③			x 0-0 S 1B	4	0	1	0	0	0	2
Al Oliver, L (1, 3) OBP: 0.355, SLG: 0.417	x 0-0 4-3 ③			x 0-0 6-3 ①			x 0-0 F7 ①		S S S 0-3 K ② 1-2	4	0	0	0	0	1	2
Gary Carter, R (1, 2) OBP: 0.336, SLG: 0.451		x 0-0 6-3 ①		x 0-0 F9 ②			x 0-0 4-3 ②		B B B B 4-0 BB	3	0	0	0	1	0	0
Tim Wallach, R (1, 5) OBP: 0.353, SLG: 0.467		B B B 4-0 BB		x 0-0 L6 ③			x 0-0 1B		S S S 0-3 K ③	3	0	1	0	1	1	2
Chris Speier, R (1, 6) OBP: 0.331, SLG: 0.329		x 0-0 F9 ②	x 0-0 F4-6-3 1B				S S S 0-3 K ③			3	0	1	0	0	1	2
Doug Flynn, R (1, 4) OBP: 0.246, SLG: 0.272		x 0-0 F8 ③	x 0-0 F4-6-3 ① ② 1-2					x 0-0 F9 ①		3	0	0	0	0	0	2
Bryn Smith, R (1, 1) OBP: 0.143, SLG: 0.143			x 0-0 G6-4-3 1B			x 0-0 F8 ③		x 0-0 G6-4-3 1B		2	0	1	0	0	0	0
Mike Vail, R (8, PH) OBP: 0.307, SLG: 0.353										1	0	1	0	0	0	0
Angel Salazar, R (8, PR) OBP: 1.000, SLG: 1.000										0	0	0	0	0	0	0
Jeff Reardon, R (9, 1) OBP: 0.143, SLG: 0.143										0	0	0	0	0	0	0
Inning Stats	R: 0 E: 0 K: 1 S: 6 H: 1 LOB: 1 BB: 0 P: 6	R: 0 E: 0 K: 0 S: 3 H: 0 LOB: 1 BB: 1 P: 7	R: 0 E: 0 K: 0 S: 4 H: 2 LOB: 1 BB: 0 P: 4	R: 0 E: 0 K: 0 S: 3 H: 0 LOB: 0 BB: 0 P: 3	R: 0 E: 0 K: 0 S: 3 H: 1 LOB: 0 BB: 0 P: 3	R: 0 E: 0 K: 0 S: 3 H: 0 LOB: 0 BB: 0 P: 3	R: 0 E: 0 K: 1 S: 6 H: 1 LOB: 1 BB: 0 P: 6	R: 0 E: 0 K: 0 S: 3 H: 1 LOB: 1 BB: 0 P: 3	R: 0 E: 0 K: 2 S: 8 H: 1 LOB: 2 BB: 1 P: 12	1B: 7 2B: 0 3B: 0 HR: 0	SF: 0 SAC: 0 DP: 3 HBP: 0						

PITCHER		IP	WLS	BF	H	R	ER	SO	BB	IBB	HBP	BLK	WP	HR	S	P	ERA	WHIP
John Candelaria, L ERA: 3.67	(1, 1)	8.2	W	32	7	0	0	3	2	0	0	0	0	0	36	44	0.00	1.038
Kent Tekulve, R ERA: 1.56	(9, 1)	0.1	S	1	0	0	0	1	0	0	0	0	0	0	3	3	0.00	0.000

PITCHER	IP	WLS	BF	H	R	ER	SO	BB	IBB	HBP	BLK	WP	HR	S	P	ERA	WHIP

BOTTOM

Pittsburgh Pirates @ Montreal Expos

Olympic Stadium, Montreal, QB

Sat Aug 13 1983, 3:33 AM EDT

Att. 38,658 - Unknown

livebaseballscorecards.com

AB	31
R	0
H	7
RBI	0
BB	2
SO	4
LOB	12

1B: 7	SF: 0	WP: 0	PA: 33
2B: 0	SAC: 0	PB: 0	
3B: 0	DP: 3	SB: 1	
HR: 0	HBP: 0	CS: 0	

Batter	1	2	3	4	5	6	7	8	9	AB	R	H	RBI	BB	SO	LOB
Marvell Wynne, L (1, 8) OBP: 0.353, SLG: 0.419	BBBB 4-0 2B BB	x 0-0 ② F8			x 0-0 ① F8		x 0-0 ① SH1-4 1-3		BBBB 4-0 BLK BB	2	1	0	0	2	0	1
Johnny Ray, S (1, 4)	x 0-0 1-H 2B	x 0-0 ③ F2			x 0-0 2B 1B		x 0-0 ② G3		x 0-0 ② L9 1-2	5	1	2	1	0	0	3
Bill Madlock, R (1, 5) OBP: 0.387, SLG: 0.455	x 0-0 ① F8		x 0-0 ① 6-3		x 0-0 4-3 1-H 2B		IIII 4-0 BB 1B IBB		x 0-0 ③ G3	4	1	1	1	1	0	2
Jason Thompson, L (1, 3) OBP: 0.388, SLG: 0.433	BBBB 4-0 BB		x 0-0 ② F4-1		x 0-0 ② 4-3 2-3		BBBB 4-0 1B 1-2 BB			2	0	0	0	2	0	1
Dave Parker, L (1, 9) OBP: 0.296, SLG: 0.394	x 0-0 ② F2		x 0-0 ③ F3		x 0-0 ③ 4-3		x 0-0 ③ 1-3 2-H 3-H 1B			4	0	1	2	0	0	3
Doug Frobel, L (1, 7) OBP: 0.300, SLG: 0.250 Lee Lacy, R (6, PH) OBP: 0.335, SLG: 0.415 (6, 7)	SSS 0-3 ③ K			BBBB 4-0 CS BB		x 0-0 ① P4		x 0-0 ① F8		1 2	0 0	0 0	0 0	1 0	1 0	2 0
Tony Peña, R (1, 2) OBP: 0.325, SLG: 0.407		x 0-0 ① F4-3		SSS 0-3 ①② K 1-2		x 0-0 ② 5-3		x 0-0 ② 6-3		4	0	0	0	0	1	1
Dale Berra, R (1, 6) OBP: 0.316, SLG: 0.353		x 0-0 1B 2B		BBBB 4-0 BB		x 0-0 ③ F9		x 0-0 ③ 4-3		3	1	1	0	1	0	0
Rick Rhoden, R (1, 1) OBP: 0.141, SLG: 0.156 Brian Harper, R (7, PH) OBP: 0.219, SLG: 0.466 Rod Scurry, L (7, 1) Kent Tekulve, R (9, 1)		x 0-0 2-H 1B		x 0-0 ③ F4-3			x 0-0 SH1-4 WP 1B 1B		SSS 0-3 ① K	2 1 1 0	0 1 0 0	1 1 0 0	1 0 0 0	0 0 0 0	0 0 1 0	1 0 0 0
Inning Stats	R: 1 E: 0 K: 1 S: 6 H: 1 LOB: 2 BB: 2 P: 14	R: 1 E: 0 K: 0 S: 5 H: 2 LOB: 1 BB: 0 P: 5	R: 0 E: 0 K: 0 S: 3 H: 0 LOB: 0 BB: 0 P: 3	R: 0 E: 0 K: 1 S: 4 H: 0 LOB: 1 BB: 2 P: 12	R: 1 E: 0 K: 0 S: 5 H: 2 LOB: 1 BB: 0 P: 5	R: 0 E: 0 K: 0 S: 3 H: 0 LOB: 0 BB: 0 P: 3	R: 2 E: 0 K: 0 S: 4 H: 2 LOB: 2 BB: 2 P: 12	R: 0 E: 0 K: 0 S: 3 H: 0 LOB: 0 BB: 0 P: 3	R: 0 E: 0 K: 1 S: 5 H: 0 LOB: 1 BB: 1 P: 9	1B: 4 2B: 3 3B: 0 HR: 0	SF: 0 SAC: 1 DP: 0 HBP: 0					

TOP

Pittsburgh Pirates @ Montreal Expos

Olympic Stadium, Montreal, QB

Sun Aug 14 1983, 3:33 AM EDT

Att. 50,062 - Unknown

livebaseballscorecards.com

AB	31
R	5
H	7
RBI	5
BB	7
SO	3
LOB	14

PITCHER		IP	WLS	BF	H	R	ER	SO	BB	IBB	HBP	BLK	WP	HR	S	P	ERA	WHIP
Ray Burris, R ERA: 3.04	(1, 1)	5.0		23	5	3	3	2	4	0	0	0	0	0	23	39	5.40	1.800
Dan Schatzeder, L ERA: 3.09	(6, 1)	2.0	L	9	2	2	2	0	1	1	0	0	1	0	7	15	9.00	1.500
Bob James, R ERA: 4.57	(8, 1)	2.0		7	0	0	0	1	1	0	0	1	0	0	8	12	0.00	0.500

PITCHER	IP	WLS	BF	H	R	ER	SO	BB	IBB	HBP	BLK	WP	HR	S	P	ERA	WHIP

WP: 1 PB: 0 SB: 0 CS: 1 PA: 39

Pittsburgh Pirates @ Montreal Expos

Olympic Stadium, Montreal, QB

Sun Aug 14 1983, 3:33 AM EDT

Att. 50,062 - Unknown

BOTTOM

livebaseballscorecards.com

Batter	1	2	3	4	5	6	7	8	9	AB	R	H	RBI	BB	SO	LOB
Tim Raines, S (1, 7) OBP: 0.376, SLG: 0.419	4-3		4-3		FC4-6 G3-6-3 1-2f		G3 BB		 1-2 BB	3	0	0	0	2	0	1
Bryan Little, S (1, 6) OBP: 0.349, SLG: 0.310	4-3			5-3 BB BB	G3-6-3 1-2f		G3 1-2		F8	3	1	0	0	1	0	2
(5, 4)										0	0	0	0	0	0	0
Bobby Ramos, R (9, PH) OBP: 0.385, SLG: 0.349										1	0	0	0	0	0	2
Mike Stenhouse, L (9, PH) OBP: 0.222, SLG: 0.235																
Andre Dawson, R (1, 8) OBP: 0.344, SLG: 0.566	4-3			BB 5-3 1-2 BB		6-3	5-3			3	0	0	0	1	0	1
Al Oliver, L (1, 3) OBP: 0.354, SLG: 0.416		L7		5-3 1-2 2-3		FC4-6 1B		F4		4	0	1	0	0	0	2
Warren Cromartie, L (1, 9) OBP: 0.347, SLG: 0.390		1-3		BB BB		FC4-6 PB BB 1-2f 2B		K		3	1	0	0	1	1	1
Gary Carter, R (1, 2) OBP: 0.340, SLG: 0.454		2B		1-2 2-3 3-H BB		PB 1-2 2B BB		5-3		2	1	1	1	2	0	0
Tim Wallach, R (1, 5) OBP: 0.352, SLG: 0.468	K		K			1-H 2-H 2B			5-3	4	0	1	2	0	2	4
Doug Flynn, R (1, 4) OBP: 0.245, SLG: 0.272			F4-3	F8		K2-3			5-3	1	0	0	0	0	0	0
Terry Crowley, L (4, PH) OBP: 0.378, SLG: 0.179										1	0	0	0	0	0	3
Angel Salazar, R (5, 6) OBP: 0.500, SLG: 0.500										1	0	0	0	0	1	1
Chris Speier, R (9, PH) OBP: 0.329, SLG: 0.327										1	0	0	0	0	0	0
Ray Burris, R (1, 1) OBP: 0.278, SLG: 0.314			K		FC4-6 1B		L9		BB BB	1	0	0	0	0	1	0
Terry Francona, L (5, PH) OBP: 0.224, SLG: 0.254										1	0	1	0	0	0	0
Dan Schatzeder, L (6, 1) OBP: 0.200, SLG: 0.200										0	0	0	0	0	0	0
Jim Wohlford, R (7, PH) OBP: 0.309, SLG: 0.385										1	0	0	0	0	0	0
Bob James, R (8, 1)										0	0	0	0	0	0	0
Mike Vail, R (9, PH) OBP: 0.316, SLG: 0.353										0	0	0	0	1	0	0
Inning Stats	R: 0 E: 0 K: 0 S: 3 H: 0 LOB: 0 BB: 0 P: 3	R: 0 E: 0 K: 1 S: 6 H: 1 LOB: 1 BB: 0 P: 6	R: 0 E: 0 K: 1 S: 5 H: 0 LOB: 0 BB: 0 P: 5	R: 1 E: 0 K: 1 S: 5 H: 0 LOB: 3 BB: 4 P: 21	R: 0 E: 0 K: 0 S: 3 H: 1 LOB: 0 BB: 0 P: 3	R: 2 E: 0 K: 1 S: 7 H: 2 LOB: 1 BB: 1 P: 11	R: 0 E: 0 K: 0 S: 3 H: 0 LOB: 1 BB: 1 P: 7	R: 0 E: 0 K: 1 S: 5 H: 0 LOB: 0 BB: 0 P: 5	R: 0 E: 0 K: 0 S: 3 H: 0 LOB: 2 BB: 2 P: 11	1B: 2 2B: 2 3B: 0 HR: 0 SF: 0 SAC: 0 DP: 1 HBP: 0						

AB	30
R	3
H	4
RBI	3
BB	8
SO	5
LOB	17

WP: 0 PB: 1 SB: 0 CS: 0 PA: 38

PITCHER		IP	WLS	BF	H	R	ER	SO	BB	IBB	HBP	BLK	WP	HR	S	P	ERA	WHIP
Rick Rhoden, R ERA: 3.36	(1, 1)	6.0	W	26	4	3	2	4	5	0	0	0	0	0	29	49	3.00	1.500
Rod Scurry, L ERA: 4.99	(7, 1)	2.2		11	0	0	0	1	3	0	0	0	0	0	10	22	0.00	1.125
Kent Tekulve, R ERA: 1.55	(9, 1)	0.1	S	1	0	0	0	0	0	0	0	0	0	0	1	1	0.00	0.000

PITCHER	IP	WLS	BF	H	R	ER	SO	BB	IBB	HBP	BLK	WP	HR	S	P	ERA	WHIP

Batter	1	2	3	4	5	6	7	8	9	AB	R	H	RBI	BB	SO	LOB
Tim Raines, S (1, 7) OBP: 0.376, SLG: 0.421	F7		E6 CS 2-H 1B			6-3 1B		SF8 3-H		3	0	2	1	0	0	0
Bryan Little, S (1, 6) Jeff Reardon, R (8, 1) OBP: 0.345, SLG: 0.306 OBP: 0.143, SLG: 0.143	4-3		CS 1-2	6-3		6-3 1-2		FC4-6 1-2f		4 0	0 0	0 0	0 0	0 0	0 0	2 0
Andre Dawson, R (1, 8) OBP: 0.343, SLG: 0.564	K			1-3		F9			S 1B	4	1	1	0	0	1	1
Al Oliver, L (1, 3) OBP: 0.355, SLG: 0.416		4-3		FC6-4 1B			L6		HR 1-H 1B	4	1	2	1	0	0	0
Gary Carter, R (1, 2) OBP: 0.339, SLG: 0.460		G3		FC6-4 1-2f			F7		HR 1-H	4	1	1	2	0	0	1
Warren Cromartie, L (1, 9) Mike Stenhouse, L (2, 9) Jim Wohlford, R (9, 9) OBP: 0.346, SLG: 0.389 OBP: 0.190, SLG: 0.200 OBP: 0.309, SLG: 0.385	K				F7		3-1		4-3	1 3 0	0 0 0	0 0 0	0 0 0	0 0 0	1 0 0	0 0 0
Tim Wallach, R (1, 5) Angel Salazar, R (8, PR) (8, 6) OBP: 0.352, SLG: 0.466 OBP: 0.333, SLG: 0.333			L6		F2			BBBBB E SF8 SH1-4 BB	K	2 1	0 1	0 0	0 0	1 0	0 1	0 0
Doug Flynn, R (1, 4) OBP: 0.249, SLG: 0.275			SH1-4 E 1B		F3-1			SH1-4 1-2	1B	3	1	2	0	0	0	0
Charlie Lea, R (1, 1) Terry Crowley, L (8, PH) Chris Speier, R (8, 5) OBP: 0.132, SLG: 0.098 OBP: 0.368, SLG: 0.172 OBP: 0.328, SLG: 0.326			SH1-4 1-2			5-3		E1 FC4-6 2-3	5-3	1 1 1	0 0 0	0 0 0	0 0 0	0 0 0	0 2 1	0 0 0
Inning Stats	R: 0 E: 0 K: 1 S: 5 H: 0 LOB: 0 BB: 0 P: 5	R: 0 E: 0 K: 1 S: 5 H: 0 LOB: 0 BB: 0 P: 5	R: 1 E: 1 K: 0 S: 4 H: 2 LOB: 0 BB: 0 P: 4	R: 0 E: 0 K: 0 S: 4 H: 1 LOB: 1 BB: 0 P: 4	R: 0 E: 0 K: 0 S: 3 H: 0 LOB: 0 BB: 0 P: 3	R: 0 E: 0 K: 0 S: 4 H: 1 LOB: 1 BB: 0 P: 4	R: 0 E: 0 K: 0 S: 3 H: 0 LOB: 0 BB: 0 P: 3	R: 1 E: 1 K: 0 S: 4 H: 0 LOB: 1 BB: 1 P: 8	R: 3 E: 0 K: 1 S: 9 H: 4 LOB: 1 BB: 0 P: 9	1B: 7 2B: 0 3B: 0 HR: 1	SF: 1 SAC: 2 DP: 0 HBP: 0						

PITCHER		IP	WLS	BF	H	R	ER	SO	BB	IBB	HBP	BLK	WP	HR	S	P	ERA	WHIP
John Stuper, R ERA: 3.97	(1, 1)	7.0		24	4	1	0	2	0	0	0	0	0	0	28	28	0.00	0.571
Bruce Sutter, R ERA: 4.19	(8, 1)	2.0	L	12	4	4	3	1	1	0	0	0	0	1	13	17	13.50	2.500

PITCHER	IP	WLS	BF	H	R	ER	SO	BB	IBB	HBP	BLK	WP	HR	S	P	ERA	WHIP

TOP

Montreal Expos @ St. Louis Cardinals

Busch Stadium, St. Louis, MO

Mon Aug 15 1983, 7:05 PM CDT

Att. 29,376 - Unknown

livebaseballscorecards.com

AB	32
R	5
H	8
RBI	4
BB	1
SO	3
LOB	7

WP: 0 PB: 0 SB: 1 CS: 1 PA: 37

Batter	1	2	3	4	5	6	7	8	9	AB	R	H	RBI	BB	SO	LOB
Lonnie Smith, R (1, 7) OBP: 0.389, SLG: 0.447	BBBB 4-0 BB BB		x 0-0 ③ G3		x 0-0 ② SF7 3-H		BBBB 4-0 BB BB		x 0-0 ② F9	2	0	0	1	2	0	2
Willie McGee, S (1, 8) OBP: 0.321, SLG: 0.378	x 0-0 ① F7			x 0-0 1B 1B	x 0-0 ③ F4-3		x 0-0 ②③ G3-2-3 3-Hf		SSS 0-3 ③ K	5	0	1	0	0	1	7
Andy Van Slyke, L (1, 5) OBP: 0.367, SLG: 0.447	BBBB 4-0 F5-4-3 1-2 BB			x 0-0 1B 1-3		x 0-0 ① 3-1		x 0-0 ① F4-3		3	0	1	0	1	0	0
George Hendrick, R (1, 3) OBP: 0.379, SLG: 0.492	x 0-0 ②③ F5-4-3 1-2			x 0-0 ① F4		x 0-0 ② 1B		x 0-0 1B		4	0	2	0	0	0	4
Darrell Porter, L (1, 2) OBP: 0.339, SLG: 0.417		x 0-0 ① F4-3		SSS 0-3 ② K		x 0-0 FC6-4 1B		x 0-0 ② F7		4	0	1	0	0	1	3
David Green, R (1, 9) OBP: 0.332, SLG: 0.410		x 0-0 ② F9		SSS 0-3 ③ K		x 0-0 ③ FC6-4 1-2f		SSS 0-3 ③ K		4	0	0	0	0	2	4
Ken Oberkfell, L (1, 4) OBP: 0.373, SLG: 0.369		x 0-0 ③ F8			x 0-0 SH1-4 1B SF7 1B		x 0-0 G3-2-3 3B		x 0-0 1B 1B	4	1	3	0	0	0	0
Ozzie Smith, S (1, 6) OBP: 0.307, SLG: 0.324			x 0-0 ① G3		x 0-0 SH1-4 1-2 1B		BBBB 4-0 S BB		x 0-0 ① F6	3	0	1	0	1	0	1
John Stuper, R (1, 1) OBP: 0.158, SLG: 0.135			SSS 0-3 ② K		x 0-0 ① SH1-4 1-2 2-3		x 0-0 ① F5 1-2		x 0-0 1B 1-2	1	0	0	0	0	1	0
Steve Braun, L (7, PH) OBP: 0.468, SLG: 0.475										1	0	0	0	0	0	2
Bruce Sutter, R (8, 1)										0	0	0	0	0	0	0
Dane Iorg, L (9, PH) OBP: 0.329, SLG: 0.389										1	0	1	0	0	0	0
Inning Stats	R: 0 H: 0 E: 0 LOB: 1 K: 0 BB: 2 S: 2 P: 10	R: 0 H: 0 E: 0 LOB: 0 K: 0 BB: 0 S: 3 P: 3	R: 0 H: 0 E: 0 LOB: 0 K: 1 BB: 0 S: 5 P: 5	R: 0 H: 2 E: 0 LOB: 2 K: 2 BB: 0 S: 9 P: 9	R: 1 H: 2 E: 0 LOB: 1 K: 0 BB: 0 S: 5 P: 5	R: 0 H: 2 E: 0 LOB: 1 K: 0 BB: 0 S: 4 P: 4	R: 0 H: 1 E: 0 LOB: 2 K: 0 BB: 2 S: 3 P: 11	R: 0 H: 1 E: 0 LOB: 1 K: 1 BB: 0 S: 6 P: 6	R: 0 H: 2 E: 0 LOB: 2 K: 1 BB: 0 S: 7 P: 7	1B: 9 SF: 1 2B: 0 SAC: 1 3B: 1 DP: 2 HR: 0 HBP: 0						

PITCHER		IP	WLS	BF	H	R	ER	SO	BB	IBB	HBP	BLK	WP	HR	S	P	ERA	WHIP
Charlie Lea, R ERA: 3.2	(1, 1)	7.0	W	29	7	1	1	3	4	0	0	0	0	0	31	47	1.29	1.571
Jeff Reardon, R ERA: 2.78	(8, 1)	2.0	S	9	3	0	0	2	0	0	0	0	0	0	13	13	0.00	1.500

PITCHER	IP	WLS	BF	H	R	ER	SO	BB	IBB	HBP	BLK	WP	HR	S	P	ERA	WHIP

BOTTOM

Montreal Expos @ St. Louis Cardinals

Busch Stadium, St. Louis, MO

Mon Aug 15 1983, 7:05 PM CDT

Att. 29,376 - Unknown

livebaseballscorecards.com

AB	32
R	1
H	10
RBI	1
BB	4
SO	5
LOB	23

WP: 0		PA:	38
PB: 0			
SB: 1			
CS: 0			

Batter	1	2	3	4	5	6	7	8	9	AB	R	H	RBI	BB	SO	LOB
Tim Raines, S (1, 7) OBP: 0.377, SLG: 0.421	6-3		FC6-5-4 S 2-H 1B			S E 1B		1-3		4	1	2	1	0	0	0
Bryan Little, S (1, 6) OBP: 0.350, SLG: 0.312	BB 1B		FC6-5-4 WP 1-3 1B			E4 L4-3 1-H 1B		1B 1B		4	1	3	0	0	0	1
Terry Francona, L (8, 3) OBP: 0.224, SLG: 0.254										0	0	0	0	0	0	0
Andre Dawson, R (1, 8) OBP: 0.347, SLG: 0.564	BBBB L4-3 1-2 BB		CS 1-H 1B			L8		1-2 1B		3	0	2	1	1	0	1
Al Oliver, L (1, 3) OBP: 0.352, SLG: 0.413	L4-3 1-2		CS 1-2	4-3		L4-3 1-2		F8		4	0	0	0	0	0	5
Angel Salazar, R (8, 6) OBP: 0.333, SLG: 0.333										0	0	0	0	0	0	0
Gary Carter, R (1, 2) OBP: 0.336, SLG: 0.455		6-3		F7			SSS K		5-3	4	0	0	0	0	1	0
Warren Cromartie, L (1, 9) OBP: 0.343, SLG: 0.384		4-3		4-3			SSS K		4-3	4	0	0	0	0	1	0
Jeff Reardon, R (9, 1) OBP: 0.143, SLG: 0.143										0	0	0	0	0	0	0
Tim Wallach, R (1, 5) OBP: 0.353, SLG: 0.465		1-3			5-3		1B		BBBB BB	3	0	1	0	1	0	0
Doug Flynn, R (1, 4) OBP: 0.249, SLG: 0.275			SH1-4 1B 1B		F6-3		F8		F1-3	4	1	1	0	0	0	2
Bill Gullickson, R (1, 1) OBP: 0.117, SLG: 0.123			SH1-4 1-2		6-3			SSS K		2	0	0	0	0	1	0
Jim Wohlford, R (9, 9) OBP: 0.309, SLG: 0.385										0	0	0	0	0	0	0
Inning Stats	R: 0 E: 0 K: 0 S: 3 H: 1 LOB: 1 BB: 1 P: 7	R: 0 E: 0 K: 0 S: 3 H: 0 LOB: 0 BB: 0 P: 3	R: 2 E: 0 K: 0 S: 5 H: 3 LOB: 0 BB: 0 P: 5	R: 0 E: 0 K: 0 S: 3 H: 0 LOB: 0 BB: 0 P: 3	R: 0 E: 0 K: 0 S: 3 H: 0 LOB: 0 BB: 0 P: 3	R: 1 E: 1 K: 0 S: 4 H: 2 LOB: 0 BB: 0 P: 4	R: 0 E: 0 K: 2 S: 8 H: 1 LOB: 1 BB: 0 P: 8	R: 0 E: 0 K: 1 S: 7 H: 2 LOB: 2 BB: 0 P: 7	R: 0 E: 0 K: 0 S: 3 H: 0 LOB: 1 BB: 1 P: 7	1B: 9 2B: 2 3B: 0 HR: 0	SF: 0 SAC: 1 DP: 2 HBP: 0						

PITCHER		IP	WLS	BF	H	R	ER	SO	BB	IBB	HBP	BLK	WP	HR	S	P	ERA	WHIP
Danny Cox, R ERA: 3.1	(1, 1)	7.0		26	7	3	3	2	1	0	0	0	1	0	29	33	3.86	1.143
Neil Allen, R ERA: 3.92	(8, 1)	2.0	W	9	2	0	0	1	1	0	0	0	0	0	10	14	0.00	1.500

PITCHER	IP	WLS	BF	H	R	ER	SO	BB	IBB	HBP	BLK	WP	HR	S	P	ERA	WHIP

TOP

Montreal Expos @ St. Louis Cardinals

Busch Stadium, St. Louis, MO

Tue Aug 16 1983, 7:05 PM CDT

Att. 27,320 - Unknown

livebaseballscorecards.com

AB	32
R	3
H	9
RBI	2
BB	2
SO	3
LOB	9

WP: 1	PA: 36
PB: 0	
SB: 2	
CS: 1	

Batter	1	2	3	4	5	6	7	8	9	AB	R	H	RBI	BB	SO	LOB
Lonnie Smith, R (1, 7) OBP: 0.385, SLG: 0.441	1-3		5-3		6-3		F8		1B 1-2 2-H	4	0	0	0	0	0	2
Neil Allen, R (8, 1) OBP: 0.114, SLG: 0.171										0	0	0	0	0	0	0
Floyd Rayford, R (9, PH) OBP: 0.265, SLG: 0.390										1	0	1	1	0	0	0
Willie McGee, S (1, 8) OBP: 0.320, SLG: 0.379	2B 2B		F4			1-3		F4-3		4	1	1	0	0	0	0
Andy Van Slyke, L (1, 5) OBP: 0.370, SLG: 0.464	F4-1 2-H 2B		F9			F4-3		6-3 3B		4	1	2	1	0	0	0
Dane Iorg, L (1, 3) OBP: 0.326, SLG: 0.382	F4-1 2-3			F4-3		1B		6-3 3-H		4	0	1	1	0	0	1
Steve Braun, L (1, 9) (8, 7) OBP: 0.457, SLG: 0.462	F4-3			F4-3 1B		F9		F8		4	0	1	0	0	0	2
Mike Ramsey, S (9, 7) OBP: 0.310, SLG: 0.333										0	0	0	0	0	0	0
Ken Oberkfell, L (1, 4) OBP: 0.375, SLG: 0.372		BBBB 1B CS BB		F4-3 1-2			2B		F8	3	0	1	0	1	0	1
Ozzie Smith, S (1, 6) OBP: 0.305, SLG: 0.322		F4		F4			F8		2B 3B	3	0	0	0	0	0	3
George Hendrick, R (9, PH) OBP: 0.381, SLG: 0.499										1	1	1	0	0	0	0
Glenn Brummer, R (1, 2) OBP: 0.284, SLG: 0.317		CS 1-3 1B			F4-3		BBBBB BB		1B 3-H 2B	2	0	1	0	0	0	0
David Green, R (7, PH) OBP: 0.336, SLG: 0.415										1	1	1	1	1	0	0
Danny Cox, R (1, 1)		L3 1-2 3-H			SSS K		F8		IIII 1B IBB	2	0	0	0	0	1	2
Darrell Porter, L (7, PH) OBP: 0.339, SLG: 0.416 (8, 2)										1	0	0	0	1	0	2
Inning Stats	R: 1 H: 2 E: 0 LOB: 1 K: 0 BB: 0 S: 5 P: 5	R: 0 H: 1 E: 0 LOB: 1 K: 0 BB: 1 S: 3 P: 7	R: 0 H: 0 E: 0 LOB: 0 K: 0 BB: 0 S: 3 P: 3	R: 0 H: 1 E: 0 LOB: 1 K: 0 BB: 0 S: 4 P: 4	R: 0 H: 0 E: 0 LOB: 0 K: 1 BB: 0 S: 5 P: 5	R: 0 H: 1 E: 0 LOB: 1 K: 0 BB: 0 S: 4 P: 4	R: 0 H: 1 E: 0 LOB: 2 K: 0 BB: 1 S: 4 P: 8	R: 1 H: 1 E: 0 LOB: 0 K: 0 BB: 0 S: 4 P: 4	R: 2 H: 3 E: 0 LOB: 2 K: 0 BB: 1 S: 4 P: 8	1B: 4 SF: 0 2B: 4 SAC: 0 3B: 2 DP: 0 HR: 0 HBP: 0							

PITCHER		IP	WLS	BF	H	R	ER	SO	BB	IBB	HBP	BLK	WP	HR	S	P	ERA	WHIP
Bill Gullickson, R ERA: 3.86	(1, 1)	8.0		32	7	2	2	1	2	0	0	0	0	0	32	40	2.25	1.125
Jeff Reardon, R ERA: 3.05	(9, 1)	0.1	L	5	3	2	2	0	0	1	0	0	0	0	4	8	54.00	9.000

PITCHER	IP	WLS	BF	H	R	ER	SO	BB	IBB	HBP	BLK	WP	HR	S	P	ERA	WHIP

BOTTOM

Montreal Expos @ St. Louis Cardinals

Busch Stadium, St. Louis, MO

Tue Aug 16 1983, 7:05 PM CDT

Att. 27,320 - Unknown

livebaseballscorecards.com

AB	34
R	4
H	10
RBI	4
BB	3
SO	1
LOB	13

Batter	1	2	3	4	5	6	7	8	9	AB	R	H	RBI	BB	SO	LOB
Tim Raines, S (1, 7) (9, 8) OBP: 0.380, SLG: 0.422	F9 S HR 1B		1B S FC4-6 BB	L6		G4-6-3 1-2f		4-3 HR 1B		4	3	2	0	1	0	2
Bryan Little, S (1, 6) OBP: 0.353, SLG: 0.315 Angel Salazar, R (8, 6) OBP: 0.333, SLG: 0.333	1-2 HR BB		1-3 FC4-6 1B	2-3 1B WP 1B		6-3		1-2 4-3		4 0	2 0	2 0	0 0	1 0	0 0	1 0
Andre Dawson, R (1, 8) OBP: 0.347, SLG: 0.569 Jim Wohlford, R (9, 7) OBP: 0.309, SLG: 0.385	F9		1-2f FC4-6 HR 3-H	1-3 WP 2B 1B 3-H			F8	2-H HR		5 0	3 0	2 0	4 0	0 0	0 0	3 0
Gary Carter, R (1, 2) OBP: 0.339, SLG: 0.467	2-3 F9		1-H HR	1-H 3-H 2B			1-3	1B		5	1	3	3	0	0	2
Tim Wallach, R (1, 5) OBP: 0.356, SLG: 0.473	1-H 3-H HR		1B	K			1B 1B	K		5	2	3	3	0	2	2
Mike Stenhouse, L (1, 9) OBP: 0.192, SLG: 0.200	G3		K		F4		1-2 1B		K	5	0	1	0	0	2	1
Terry Francona, L (1, 3) OBP: 0.223, SLG: 0.252		4-3	F8		5-3		1-3 2-H 1B		1-3	5	0	1	1	0	0	1
Doug Flynn, R (1, 4) OBP: 0.248, SLG: 0.274		F5-3		1B S 1B 1B	F4-3		K		F9	5	1	1	0	0	1	2
Steve Rogers, R (1, 1) OBP: 0.145, SLG: 0.132 Bob James, R (9, 1)		K		K 1-2		G4-6-3 1B		F7		4 0	0 0	1 0	0 0	0 0	2 0	1 0
Inning Stats	R: 3 E: 0 K: 0 S: 5 H: 2 LOB: 0 BB: 1 P: 9	R: 0 E: 0 K: 1 S: 5 H: 0 LOB: 0 BB: 0 P: 5	R: 3 E: 0 K: 1 S: 8 H: 3 LOB: 1 BB: 1 P: 12	R: 3 E: 0 K: 2 S: 11 H: 4 LOB: 1 BB: 0 P: 11	R: 0 E: 0 K: 0 S: 3 H: 0 LOB: 0 BB: 0 P: 3	R: 0 E: 0 K: 0 S: 3 H: 1 LOB: 0 BB: 0 P: 3	R: 1 E: 0 K: 1 S: 8 H: 3 LOB: 2 BB: 0 P: 8	R: 2 E: 0 K: 1 S: 8 H: 3 LOB: 1 BB: 0 P: 8	R: 0 E: 0 K: 1 S: 5 H: 0 LOB: 0 BB: 0 P: 5	1B: 12 2B: 1 3B: 0 HR: 3 SF: 0 SAC: 0 DP: 1 HBP: 0							

TOP

Montreal Expos @ San Francisco Giants

Candlestick Park, San Francisco, CA

Wed Aug 17 1983, 10:05 PM EDT

Att. 5,299 - Unknown

livebaseballscorecards.com

AB	42
R	12
H	16
RBI	11
BB	2
SO	7
LOB	15

WP: 1 PB: 0 SB: 3 CS: 0 PA: 44

PITCHER		IP	WLS	BF	H	R	ER	SO	BB	IBB	HBP	BLK	WP	HR	S	P	ERA	WHIP
Renie Martin, R ERA: 4.89	(1, 1)	2.1	L	13	4	6	6	1	2	0	0	0	0	2	13	21	23.14	2.571
Andy McGaffigan, R ERA: 4.75	(3, 1)	2.2		13	5	3	3	3	0	0	0	0	1	0	19	19	10.12	1.875
Mark Calvert, R ERA: 4.43	(6, 1)	2.0		9	4	1	1	1	0	0	0	0	0	0	11	11	4.50	2.000
Jim Barr, R ERA: 4.98	(8, 1)	2.0		9	3	2	2	2	0	0	0	0	0	1	13	13	9.00	1.500

PITCHER	IP	WLS	BF	H	R	ER	SO	BB	IBB	HBP	BLK	WP	HR	S	P	ERA	WHIP

Batter	1	2	3	4	5	6	7	8	9	AB	R	H	RBI	BB	SO	LOB
Johnnie LeMaster, R (1, 6) OBP: 0.324, SLG: 0.325	G3		K		SF7 3-H		1B		F8	2	0	0	0	0	1	1
Joe Pettini, R (5, 6) OBP: 0.238, SLG: 0.211										2	0	1	1	0	0	0
Darrell Evans, L (1, 3) OBP: 0.377, SLG: 0.522	6-3			G3	F8		FC6-4 1-2		F9	2	0	0	0	0	0	0
Dave Bergman, L (5, PH) OBP: 0.350, SLG: 0.289 (6, 3)							1B			3	0	1	0	0	0	1
Jack Clark, R (1, 9) OBP: 0.348, SLG: 0.426	5-3			K		BB F4-3 5-3 1B	F8		F6	2	0	0	0	0	1	0
Max Venable, L (5, 9) OBP: 0.288, SLG: 0.401										2	1	0	0	1	0	2
Jeffrey Leonard, R (1, 7) OBP: 0.317, SLG: 0.465		5-3		F8		5-3 1-2	FC6-4 1-2f			2	0	0	0	0	0	0
Joel Youngblood, R (5, 7) OBP: 0.343, SLG: 0.477										2	0	0	0	0	0	3
Chili Davis, S (1, 8) OBP: 0.320, SLG: 0.377		F8			1B E 1B	F4-3 2-3		F6		4	1	1	0	0	0	1
Tom O'Malley, L (1, 5) OBP: 0.334, SLG: 0.334		6-3			E 1-3 1B	BB 3-H 1B		E6 2B SF9		4	2	2	1	0	0	0
John Rabb, R (1, 2) OBP: 0.316, SLG: 0.375			K		E6 1B S SF7 1-3 3-H	BB 1-2		SF9 1-3 2B		3	1	1	1	1	1	1
Duane Kuiper, L (1, 4) OBP: 0.364, SLG: 0.300			SH5-4 1B		F7 1-2	F8		SF9 2-3 3-H		3	0	1	1	0	0	4
Renie Martin, R (1, 1) OBP: 0.381, SLG: 0.667			SH5-4 1-2		1B 2-3 3-H		K	6-3		0	0	0	0	0	0	0
Andy McGaffigan, R (3, 1) OBP: 0.071, SLG: 0.074										0	0	0	0	0	0	0
Milt May, L (5, PH) OBP: 0.324, SLG: 0.376										1	0	1	1	0	0	0
Mark Calvert, R (6, 1)										0	0	0	0	0	0	0
Brad Wellman, R (7, PH) OBP: 0.307, SLG: 0.253										1	0	0	0	0	1	0
Jim Barr, R (8, 1) OBP: 0.083, SLG: 0.167										1	0	0	0	0	0	1
Inning Stats	R: 0 E: 0 K: 0 S: 3 H: 0 LOB: 0 BB: 0 P: 3	R: 0 E: 0 K: 0 S: 3 H: 0 LOB: 0 BB: 0 P: 3	R: 0 E: 0 K: 2 S: 8 H: 1 LOB: 1 BB: 0 P: 8	R: 0 E: 0 K: 1 S: 5 H: 0 LOB: 0 BB: 0 P: 5	R: 3 E: 1 K: 0 S: 7 H: 3 LOB: 1 BB: 0 P: 7	R: 1 E: 0 K: 0 S: 4 H: 1 LOB: 2 BB: 2 P: 12	R: 0 E: 0 K: 1 S: 7 H: 2 LOB: 2 BB: 0 P: 7	R: 1 E: 1 K: 0 S: 5 H: 1 LOB: 1 BB: 0 P: 5	R: 0 E: 0 K: 0 S: 3 H: 0 LOB: 0 BB: 0 P: 3	1B: 7 2B: 1 3B: 0 HR: 0	SF: 2 SAC: 1 DP: 0 HBP: 0						

PITCHER		IP	WLS	BF	H	R	ER	SO	BB	IBB	HBP	BLK	WP	HR	S	P	ERA	WHIP
Steve Rogers, R ERA: 2.95	(1, 1)	8.0	W	36	8	5	2	4	2	0	0	0	0	0	42	50	2.25	1.250
Bob James, R ERA: 4.37	(9, 1)	1.0		3	0	0	0	0	0	0	0	0	0	0	3	3	0.00	0.000

PITCHER	IP	WLS	BF	H	R	ER	SO	BB	IBB	HBP	BLK	WP	HR	S	P	ERA	WHIP

BOTTOM

Montreal Expos @ San Francisco Giants

Candlestick Park, San Francisco, CA

Wed Aug 17 1983, 10:05 PM EDT

Att. 5,299 - Unknown

livebaseballscorecards.com

AB	34
R	5
H	8
RBI	5
BB	2
SO	4
LOB	14

Montreal Expos @ San Francisco Giants

Candlestick Park, San Francisco, CA

Thu Aug 18 1983, 10:05 PM EDT

Att. 4,518 - Unknown

TOP

livebaseballscorecards.com

Batter	1	2	3	4	5	6	7	8	9	AB	R	H	RBI	BB	SO	LOB
Tim Raines, S (1, 7) OBP: 0.384, SLG: 0.427	S 1B		2B S 2-H 1B		SH1-3 1-2 1B		1B 1-2 2-3			4	1	4	1	0	0	0
Bryan Little, S (1, 6) OBP: 0.354, SLG: 0.319	F9 1-2		2B 1-H		SH1-3 1-2 2-3		SF8 3-H			2	0	1	1	0	0	1
Al Oliver, L (7, PH) OBP: 0.352, SLG: 0.413										0	0	0	1	0	0	0
Dan Schatzeder, L (7, 1) OBP: 0.200, SLG: 0.200										0	0	0	0	0	0	0
Andre Dawson, R (1, 8) OBP: 0.344, SLG: 0.564	K		F8		6-3		K			4	0	0	0	0	2	6
Gary Carter, R (1, 2) OBP: 0.336, SLG: 0.462	5-3		F6			L6		F8		4	0	0	0	0	0	2
Tim Wallach, R (1, 5) OBP: 0.355, SLG: 0.471		F7		K		F6		G4-6-3 1B		4	0	1	0	0	1	0
Warren Cromartie, L (1, 9) OBP: 0.339, SLG: 0.379		G1		3-1		K		G4-6-3 1-2f		4	0	0	0	0	1	1
Terry Francona, L (1, 3) OBP: 0.217, SLG: 0.245		4-3		F9			4-3		5-3	4	0	0	0	0	0	0
Doug Flynn, R (1, 4) OBP: 0.251, SLG: 0.276			SH2-4 1B 1B		F6-3		1B WP SF8 1B		F9	4	2	2	0	0	0	0
Bryn Smith, R (1, 1) OBP: 0.200, SLG: 0.200			SH2-4 1-2		SH1-3 1B 1B		BBB 1-2 1B BB		F4	1	0	1	0	0	0	0
Terry Crowley, L (7, PH) OBP: 0.385, SLG: 0.172										0	0	0	0	1	0	0
Angel Salazar, R (7, PR) OBP: 0.333, SLG: 0.333										0	0	0	0	0	0	0
(7, 6)																
Jim Wohlford, R (9, PH) OBP: 0.305, SLG: 0.380										1	0	0	0	0	0	0
Inning Stats	R: 0 E: 0 K: 1 S: 6 H: 1 LOB: 1 BB: 0 P: 6	R: 0 E: 0 K: 0 S: 3 H: 0 LOB: 0 BB: 0 P: 3	R: 2 E: 0 K: 0 S: 6 H: 3 LOB: 1 BB: 0 P: 6	R: 0 E: 0 K: 1 S: 5 H: 0 LOB: 0 BB: 0 P: 5	R: 0 E: 0 K: 0 S: 5 H: 2 LOB: 2 BB: 0 P: 5	R: 0 E: 0 K: 1 S: 5 H: 0 LOB: 0 BB: 0 P: 5	R: 1 E: 0 K: 1 S: 7 H: 2 LOB: 2 BB: 1 P: 11	R: 0 E: 0 K: 0 S: 3 H: 1 LOB: 0 BB: 0 P: 3	R: 0 E: 0 K: 0 S: 3 H: 0 LOB: 0 BB: 0 P: 3	1B: 8 2B: 1 3B: 0 HR: 0	SF: 1 SAC: 2 DP: 1 HBP: 0						

	AB	32
	R	3
	H	9
	RBI	3
	BB	1
	SO	4
	LOB	10

WP: 1 PB: 0 SB: 2 CS: 0 PA: 36

PITCHER		IP	WLS	BF	H	R	ER	SO	BB	IBB	HBP	BLK	WP	HR	S	P	ERA	WHIP
Mike Krukow, R ERA: 3.56	(1, 1)	6.1	W	28	8	3	3	3	1	0	0	0	1	0	33	37	4.26	1.421
Greg Minton, R ERA: 3.7	(7, 1)	2.2	S	8	1	0	0	1	0	0	0	0	0	0	10	10	0.00	0.375

PITCHER	IP	WLS	BF	H	R	ER	SO	BB	IBB	HBP	BLK	WP	HR	S	P	ERA	WHIP

Batter	1	2	3	4	5	6	7	8	9	AB	R	H	RBI	BB	SO	LOB
Johnnie LeMaster, R (1, 6) OBP: 0.324, SLG: 0.326	CS 1B	F5		6-3		S 1B		F8		5	0	2	0	0	0	1
Darrell Evans, L (1, 3) OBP: 0.377, SLG: 0.528	1-2 HR		FC5-4 1B	F9		K 1-2		F8		5	1	2	1	0	1	1
Jack Clark, R (1, 9) OBP: 0.347, SLG: 0.424	G3 1B 1B		FC5-4 E 1-2f 1B	6-3		K				4	2	1	0	0	1	2
Jeffrey Leonard, R (1, 7) OBP: 0.317, SLG: 0.462	G3 1-2		E3 1B 1-2 2B		SH3-4 E 1B	K				4	1	1	0	0	1	3
Chili Davis, S (1, 8) OBP: 0.322, SLG: 0.378	2-H 1B		2B 1-2 2-H 1B		E6 SH3-4 1-2		F8			4	0	2	2	0	0	1
Tom O'Malley, L (1, 5) OBP: 0.334, SLG: 0.344	F4		F9		SH3-4 1-2 2-3		HR			3	1	1	1	0	0	3
John Rabb, R (1, 2) OBP: 0.325, SLG: 0.395		E6 G3 G3	1-3 2-H 2B		K		F5-4-3 1B			4	0	2	1	0	1	2
Duane Kuiper, L (1, 4) OBP: 0.366, SLG: 0.296 Brad Wellman, R (8, 4) OBP: 0.307, SLG: 0.253		G3 1-2	IBB	IBB			F5-4-3 1-2			2 0	0 0	0 0	0 0	2 0	0 0	2 0
Mike Krukow, R (1, 1) OBP: 0.216, SLG: 0.213 Greg Minton, S (7, 1) OBP: 0.500, SLG: 0.429		G3 2-3	F4-3		L5			6-3		3 1	0 0	0 0	0 0	0 0	0 0	7 0
Inning Stats	R: 2 E: 0 K: 0 S: 6 H: 4 LOB: 1 BB: 0 P: 6	R: 0 E: 1 K: 0 S: 4 H: 0 LOB: 1 BB: 0 P: 4	R: 2 E: 1 K: 0 S: 7 H: 3 LOB: 3 BB: 1 P: 11	R: 0 E: 0 K: 0 S: 3 H: 0 LOB: 0 BB: 0 P: 3	R: 0 E: 1 K: 1 S: 7 H: 1 LOB: 3 BB: 1 P: 11	R: 0 E: 0 K: 3 S: 10 H: 1 LOB: 1 BB: 0 P: 10	R: 1 E: 0 K: 0 S: 4 H: 2 LOB: 0 BB: 0 P: 4	R: 0 E: 0 K: 0 S: 3 H: 0 LOB: 0 BB: 0 P: 3		1B: 8 2B: 1 3B: 0 HR: 2	SF: 0 SAC: 1 DP: 1 HBP: 0						

PITCHER		IP	WLS	BF	H	R	ER	SO	BB	IBB	HBP	BLK	WP	HR	S	P	ERA	WHIP
Bryn Smith, R ERA: 2.58	(1, 1)	6.0	L	31	9	4	2	4	0	2	0	0	0	1	37	45	3.00	1.500
Dan Schatzeder, L ERA: 3.13	(7, 1)	2.0		7	2	1	1	0	0	0	0	0	0	1	7	7	4.50	1.000

PITCHER	IP	WLS	BF	H	R	ER	SO	BB	IBB	HBP	BLK	WP	HR	S	P	ERA	WHIP

BOTTOM

Montreal Expos @ San Francisco Giants

Candlestick Park, San Francisco, CA

Thu Aug 18 1983, 10:05 PM EDT

Att. 4,518 - Unknown

livebaseballscorecards.com

AB	35
R	5
H	11
RBI	5
BB	2
SO	4
LOB	22

Montreal Expos @ San Diego Padres

Jack Murphy Stadium, San Diego, CA

Fri Aug 19 1983, 10:05 PM EDT

Att. 12,947 - Unknown

TOP

livebaseballscorecards.com

Batter	1	2	3	4	5	6	7	8	9	AB	R	H	RBI	BB	SO	LOB
Tim Raines, S (1, 7) OBP: 0.387, SLG: 0.425	K		1B BB		1-2 G6-4-3 HBP		WP BB		G3	2	1	0	1	2	1	1
Manny Trillo, R (1, 4) OBP: 0.319, SLG: 0.332	1B		1B		K		G3		FC6	5	0	3	1	0	1	3
Angel Salazar, R (9, PR) OBP: 0.333, SLG: 0.333										0	0	0	0	0	0	0
Al Oliver, L (1, 3) OBP: 0.352, SLG: 0.413	G5-4-3		1B		G6-4-3			6-3	FC6	5	0	2	1	0	0	3
Gary Carter, R (1, 2) OBP: 0.335, SLG: 0.460	G5-4-3		1-2 1B			F8		F8		4	0	1	0	0	0	2
Tim Wallach, R (1, 5) OBP: 0.356, SLG: 0.478		6-3	K			HR		6-3		4	1	2	1	0	1	2
Jim Wohlford, R (1, 8) OBP: 0.303, SLG: 0.368		6-3		5-3		F2			1B BB	3	1	0	0	1	0	1
Mike Vail, R (1, 9) OBP: 0.304, SLG: 0.338		F6		F7		1-3			2B G3	3	0	0	0	0	0	1
Warren Cromartie, L (9, PH) OBP: 0.341, SLG: 0.381									1-3 1B	1	1	1	0	0	0	0
Doug Flynn, R (1, 6) OBP: 0.249, SLG: 0.274		F3		F9			F9		SF8	3	0	0	0	0	0	1
Terry Crowley, L (9, PH) OBP: 0.375, SLG: 0.172									3-H	0	0	0	1	0	0	0
Ray Burris, R (1, 1) OBP: 0.289, SLG: 0.306			5-3		HBP BB		5-3		G3	1	0	0	0	1	0	0
Dan Schatzeder, L (5, 1) OBP: 0.200, SLG: 0.200									1-3 2B	0	0	0	0	0	0	0
Chris Speier, R (7, PH) OBP: 0.327, SLG: 0.324										1	0	0	0	0	0	0
Bob James, R (7, 1)										0	0	0	0	0	0	0
Andre Dawson, R (9, PH) OBP: 0.346, SLG: 0.567										1	1	1	0	0	0	0
Inning Stats	R: 0 E: 0 K: 1 S: 6 H: 2 LOB: 1 BB: 0 P: 6	R: 0 E: 0 K: 0 S: 4 H: 1 LOB: 1 BB: 0 P: 4	R: 1 E: 0 K: 1 S: 7 H: 3 LOB: 2 BB: 1 P: 11	R: 0 E: 0 K: 0 S: 3 H: 0 LOB: 0 BB: 0 P: 3	R: 0 E: 0 K: 1 S: 4 H: 0 LOB: 1 BB: 1 P: 9	R: 1 E: 0 K: 0 S: 4 H: 1 LOB: 0 BB: 0 P: 4	R: 0 E: 0 K: 0 S: 3 H: 0 LOB: 1 BB: 1 P: 7	R: 0 E: 0 K: 0 S: 3 H: 0 LOB: 0 BB: 0 P: 3	R: 3 E: 0 K: 0 S: 6 H: 3 LOB: 1 BB: 1 P: 10	1B: 8 2B: 1 3B: 0 HR: 1	SF: 1 SAC: 0 DP: 2 HBP: 1					

AB	33
R	5
H	10
RBI	5
BB	4
SO	3
LOB	14

WP: 1 PB: 0 SB: 0 CS: 0 PA: 39

PITCHER	IP	WLS	BF	H	R	ER	SO	BB	IBB	HBP	BLK	WP	HR	S	P	ERA	WHIP
Tim Lollar, L (1, 1) ERA: 4.5	8.0	W	33	7	3	3	3	4	0	1	0	1	1	34	51	3.38	1.375
Luis DeLeon, R (9, 1) ERA: 2.7	0.2		5	3	2	2	0	0	0	0	0	0	0	5	5	27.00	4.500
Sid Monge, L (9, 1) ERA: 2.91	0.1	S	1	0	0	0	0	0	0	0	0	0	0	1	1	0.00	0.000

PITCHER	IP	WLS	BF	H	R	ER	SO	BB	IBB	HBP	BLK	WP	HR	S	P	ERA	WHIP

Batter	1	2	3	4	5	6	7	8	9	AB	R	H	RBI	BB	SO	LOB
Gene Richards, L (1, 7) OBP: 0.330, SLG: 0.396	FC1-6 2B		K		E 1B; 1-2; 3-H 1B		1B 2B 1B			4	1	3	1	0	1	1
Alan Wiggins, S (1, 3) OBP: 0.363, SLG: 0.331	FC1-6 CS; 2-3		E4; 2-H 3B		E; 1-2; 2-H 1B		2B; 1-2 1B			4	2	3	2	0	0	1
Garry Templeton, S (1, 6) OBP: 0.287, SLG: 0.325	F6-3; 1-2		F7		E3; 1-2; 2-3		K			4	0	0	0	0	1	5
Terry Kennedy, L (1, 2) OBP: 0.349, SLG: 0.427		BB	F7	F7	F5		1-H; 2-H 2B			3	0	1	2	1	0	3
Tony Gwynn, L (1, 9) OBP: 0.326, SLG: 0.351		F9	F6-3	F6-3	F6-3		K			4	0	0	0	0	1	5
Ruppert Jones, L (1, 8) OBP: 0.297, SLG: 0.366		F6	F7			4-3		1-3		4	0	0	0	0	0	1
Tim Flannery, L (1, 5) OBP: 0.317, SLG: 0.348		G3			S BB; 1B 1B	4-3		F6-3		4	1	1	0	0	0	1
Juan Bonilla, R (1, 4) OBP: 0.323, SLG: 0.318			S; E 1B		1B; 1-2; 1B BB	5-3		K		3	2	1	0	1	1	0
Tim Lollar, L (1, 1) OBP: 0.260, SLG: 0.295			K; 1-2		F6; 2-3		4-3			3	0	0	0	0	1	3
Luis DeLeon, R (9, 1) OBP: 0.200, SLG: 0.200										0	0	0	0	0	0	0
Sid Monge, S (9, 1) OBP: 0.167, SLG: 0.167										0	0	0	0	0	0	0
Inning Stats	R: 0 E: 0 K: 0 S: 3 H: 1 LOB: 0 BB: 0 P: 3	R: 0 E: 0 K: 0 S: 3 H: 0 LOB: 1 BB: 1 P: 7	R: 2 E: 1 K: 2 S: 9 H: 2 LOB: 0 BB: 0 P: 9	R: 0 E: 0 K: 0 S: 3 H: 0 LOB: 0 BB: 0 P: 3	R: 2 E: 1 K: 0 S: 7 H: 3 LOB: 3 BB: 1 P: 11	R: 0 E: 0 K: 0 S: 3 H: 0 LOB: 0 BB: 0 P: 3	R: 2 E: 0 K: 2 S: 10 H: 3 LOB: 1 BB: 0 P: 10	R: 0 E: 0 K: 1 S: 5 H: 0 LOB: 0 BB: 0 P: 5		1B: 6 2B: 2 3B: 1 HR: 0 SF: 0 SAC: 0 DP: 0 HBP: 0						

PITCHER		IP	WLS	BF	H	R	ER	SO	BB	IBB	HBP	BLK	WP	HR	S	P	ERA	WHIP
Ray Burris, R ERA: 3.15	(1, 1)	4.1	L	21	6	4	3	2	2	0	0	0	0	0	23	31	6.23	1.846
Dan Schatzeder, L ERA: 3.06	(5, 1)	1.2		5	0	0	0	0	0	0	0	0	0	0	5	5	0.00	0.000
Bob James, R ERA: 4.74	(7, 1)	2.0		9	3	2	2	3	0	0	0	0	0	0	15	15	9.00	1.500

PITCHER		IP	WLS	BF	H	R	ER	SO	BB	IBB	HBP	BLK	WP	HR	S	P	ERA	WHIP

BOTTOM

Montreal Expos @ San Diego Padres

Jack Murphy Stadium, San Diego, CA

Fri Aug 19 1983, 10:05 PM EDT
Att. 12,947 - Unknown

livebaseballscorecards.com

AB	33
R	6
H	9
RBI	5
BB	2
SO	5
LOB	20

WP: 0 PB: 0 SB: 2 CS: 1 PA: 35

Batter	1	2	3	4	5	6	7	8	9	AB	R	H	RBI	BB	SO	LOB
Tim Raines, S (1, 7) OBP: 0.383, SLG: 0.421	4-3	FC6-4 1-2f			K	6-3			K	5	0	0	0	0	2	2
Manny Trillo, R (1, 4) OBP: 0.317, SLG: 0.330	K		G6-4-3 1B		F7	F8			F9	5	0	1	0	0	1	1
Angel Salazar, R (9, 6) OBP: 0.333, SLG: 0.333										0	0	0	0	0	0	0
Andre Dawson, R (1, 8) OBP: 0.348, SLG: 0.571	BB 1B		K		F8			1B SF8 2B	1B 2B	4	3	2	0	1	1	1
Gary Carter, R (1, 2) OBP: 0.340, SLG: 0.463	1B 1-2 1B		G6-4-3 1-2f			S 1B		SF8 1B FC5-2 HBP	2-H 1B	4	0	3	1	0	0	1
Al Oliver, L (1, 3) OBP: 0.355, SLG: 0.413	FC6-4 1-3 2-H 1B			1B HBP	K 1-2			FC5-2 1-2 2-3 1B	K	4	0	2	1	0	2	2
Tim Wallach, R (1, 5) OBP: 0.353, SLG: 0.475	FC6-4 1-2f			F8		F9		SF8 2-3 3-H		3	0	0	1	0	0	4
Jim Wohlford, R (1, 9) OBP: 0.301, SLG: 0.364		4-3		F8		5-3		FC5-2 1-2 1B		4	0	1	0	0	0	2
Doug Flynn, R (1, 6) OBP: 0.251, SLG: 0.277 (9, 4)		F4 FC6-4		FC6-4 1-2 1B			SH1-4 1B	FC5-2 1-2 2-3 3-Hf		4	0	2	0	0	0	3
Charlie Lea, R (1, 1) OBP: 0.125, SLG: 0.093		F2		FC6-4 1-2f			SH1-4 1-2	K		3	0	0	0	0	1	6
Inning Stats	R: 1 H: 2 E: 0 LOB: 2 K: 1 BB: 1 S: 7 P: 11	R: 0 H: 0 E: 1 LOB: 1 K: 0 BB: 0 S: 4 P: 4	R: 0 H: 1 E: 0 LOB: 0 K: 1 BB: 0 S: 5 P: 5	R: 0 H: 1 E: 0 LOB: 2 K: 0 BB: 0 S: 4 P: 5	R: 0 H: 0 E: 0 LOB: 0 K: 1 BB: 0 S: 5 P: 5	R: 0 H: 1 E: 0 LOB: 1 K: 1 BB: 0 S: 6 P: 6	R: 0 H: 1 E: 0 LOB: 1 K: 0 BB: 0 S: 4 P: 4	R: 1 H: 3 E: 0 LOB: 3 K: 1 BB: 0 S: 8 P: 9	R: 1 H: 2 E: 0 LOB: 1 K: 2 BB: 0 S: 9 P: 9	1B: 9 SF: 1 2B: 2 SAC: 1 3B: 0 DP: 1 HR: 0 HBP: 2						

TOP

Montreal Expos @ San Diego Padres

Jack Murphy Stadium, San Diego, CA

Sun Aug 21 1983, 6:33 AM EDT

Unknown

livebaseballscorecards.com

AB	36
R	3
H	11
RBI	3
BB	1
SO	7
LOB	22

PITCHER		IP	WLS	BF	H	R	ER	SO	BB	IBB	HBP	BLK	WP	HR	S	P	ERA	WHIP
Dave Dravecky, L ERA: 3.42	(1, 1)	7.0	L	31	7	2	2	4	1	0	2	0	0	0	36	42	2.57	1.143
Gary Lucas, L ERA: 3.09	(8, 1)	1.0		5	2	0	0	1	0	0	0	0	0	0	7	7	0.00	2.000
Ed Whitson, R ERA: 5.0	(9, 1)	1.0		5	2	1	1	2	0	0	0	0	0	0	9	9	9.00	2.000

PITCHER	IP	WLS	BF	H	R	ER	SO	BB	IBB	HBP	BLK	WP	HR	S	P	ERA	WHIP

WP: 0	PA: 41						
PB: 0							
SB: 1							
CS: 0							

Batter	1	2	3	4	5	6	7	8	9	AB	R	H	RBI	BB	SO	LOB
Bobby Brown, S (1, 7) OBP: 0.405, SLG: 0.493	S 1B		F8 ②			F6-3 ①		FC6-4 1B 1B		4	0	2	0	0	0	0
Alan Wiggins, S (1, 3) OBP: 0.362, SLG: 0.331	F6-3 ① 1-2		F7 ③			F9 ②		FC6-4 1-2 1B		4	0	1	0	0	0	1
Garry Templeton, S (1, 6) OBP: 0.287, SLG: 0.324	F7 ②			F4-6-3 1B		F7 ③		FC6-4 ② 1-2f 2-3		4	0	1	0	0	0	3
Terry Kennedy, L (1, 2) OBP: 0.348, SLG: 0.424	BB BB BB 4-0 BB			S S S 0-3 K ①			G3 ①	S S S 0-3 K ③		3	0	0	0	1	2	3
Tony Gwynn, L (1, 9) OBP: 0.324, SLG: 0.349	F8 ③			F4-6-3 ②③ 1-2			FC4-6 1B 1B		5-3 ①	4	0	1	0	0	0	3
Ruppert Jones, L (1, 8) OBP: 0.303, SLG: 0.375		F8 ①			CS 1B		FC4-6 1-2 1B		2B	4	0	3	0	0	0	0
Luis Salazar, R (1, 5) OBP: 0.282, SLG: 0.360 Gene Richards, L (7, PH) OBP: 0.329, SLG: 0.394 Mario Ramirez, R (8, 5) OBP: 0.342, SLG: 0.313		F3 ②		S S S 0-3 K ①② 1-2			FC4-6 ② 1-2f 2-3 FC1-6-4		S S S 0-3 K ②	2 1 1	0 0 0	0 0 0	0 0 0	0 0 0	1 0 1	1 2 1
Juan Bonilla, R (1, 4) OBP: 0.322, SLG: 0.319		F4 ③			2B		FC1-6-4 ③ 1-2f		S S S 0-3 K ③	4	0	1	0	0	1	3
Dave Dravecky, R (1, 1) OBP: 0.141, SLG: 0.131 Gary Lucas, L (8, 1) Sixto Lezcano, R (8, PH) OBP: 0.331, SLG: 0.338 Ed Whitson, R (9, 1) OBP: 0.179, SLG: 0.148			3-1 ①		4-3 ③			5-3 ①		2 0 1 0	0 0 0 0	0 0 0 0	0 0 0 0	0 0 0 0	0 0 0 0	1 0 0 0
Inning Stats	R: 0 H: 1 E: 0 LOB: 2 K: 0 BB: 1 S: 4 P: 8	R: 0 H: 0 E: 0 LOB: 0 K: 0 BB: 0 S: 3 P: 3	R: 0 H: 0 E: 0 LOB: 0 K: 0 BB: 0 S: 3 P: 3	R: 0 H: 1 E: 0 LOB: 0 K: 1 BB: 0 S: 5 P: 5	R: 0 H: 2 E: 0 LOB: 1 K: 1 BB: 0 S: 6 P: 6	R: 0 H: 0 E: 0 LOB: 0 K: 0 BB: 0 S: 3 P: 3	R: 0 H: 2 E: 0 LOB: 2 K: 0 BB: 0 S: 5 P: 5	R: 0 H: 2 E: 0 LOB: 2 K: 1 BB: 0 S: 7 P: 7	R: 0 H: 1 E: 0 LOB: 1 K: 2 BB: 0 S: 8 P: 8	1B: 7 SF: 0 2B: 3 SAC: 0 3B: 0 DP: 2 HR: 0 HBP: 0						WP: 0 PA: 35 PB: 0 SB: 1 CS: 1

PITCHER	IP	WLS	BF	H	R	ER	SO	BB	IBB	HBP	BLK	WP	HR	S	P	ERA	WHIP
Charlie Lea, R (1, 1) ERA: 3.03	9.0	W	35	9	0	0	5	1	0	0	0	0	0	44	48	0.00	1.111

PITCHER	IP	WLS	BF	H	R	ER	SO	BB	IBB	HBP	BLK	WP	HR	S	P	ERA	WHIP

BOTTOM

Montreal Expos @ San Diego Padres

Jack Murphy Stadium, San Diego, CA

Sun Aug 21 1983, 6:33 AM EDT

Unknown

livebaseballscorecards.com

AB	34
R	0
H	9
RBI	0
BB	1
SO	5
LOB	18

Montreal Expos @ San Diego Padres

Jack Murphy Stadium, San Diego, CA

Sun Aug 21 1983, 6:38 AM EDT

Att. 15,890 - Unknown

TOP

livebaseballscorecards.com

Batter	1	2	3	4	5	6	7	8	9	AB	R	H	RBI	BB	SO	LOB
Tim Raines, S (1, 7) OBP: 0.384, SLG: 0.424	E6 4-3 S 2B	FC6-4 1-2f			G3 SF7 2B		G5-4-3 1B			4	2	2	0	0	0	2
Angel Salazar, R (1, 6) OBP: 0.143, SLG: 0.143	K 1-2		4-3		G3 2-3		G5-4-3 1-2f			4	0	0	0	0	1	3
Andre Dawson, R (1, 8) OBP: 0.347, SLG: 0.568	4-3 2-3		F7		SF7 3-H			BBBB FC3-6 BB		2	0	0	1	1	0	1
Gary Carter, R (1, 2) OBP: 0.339, SLG: 0.463	3-H 2B		L7		5-3			SSS K		4	0	1	1	0	1	1
Al Oliver, L (1, 3) OBP: 0.352, SLG: 0.410	F7			1-3		4-3		FC3-6 1-2f		4	0	0	0	0	0	2
Tim Wallach, R (1, 5) OBP: 0.352, SLG: 0.473		1B 1B		F3		4-3		SSS K		4	0	1	0	0	1	1
Jim Wohlford, R (1, 9) OBP: 0.321, SLG: 0.392 Warren Cromartie, L (9, PH) OBP: 0.340, SLG: 0.380		FC6-4 1-2 1B		1B 1B		2B		SSS K		3 1	0 0	3 0	0 0	0 0	0 1	0 0
Doug Flynn, R (1, 4) OBP: 0.252, SLG: 0.277 Terry Francona, L (9, PH) OBP: 0.215, SLG: 0.243		F7		1-2 1B		SSS K			4-3	3 1	0 0	1 0	0 0	0 0	1 0	3 0
Bill Gullickson, R (1, 1) OBP: 0.113, SLG: 0.119 Chris Speier, R (7, PH) OBP: 0.325, SLG: 0.323 Bob James, R (7, 1) Terry Crowley, L (9, PH) OBP: 0.366, SLG: 0.167		B1		SSS K			F8		F8	2 1 0 1	0 0 0 0	0 0 0 0	0 0 0 0	0 0 0 0	1 0 0 0	4 0 0 0
Inning Stats	R: 1 E: 1 K: 1 S: 7 H: 1 LOB: 1 BB: 0 P: 7	R: 0 E: 0 K: 0 S: 5 H: 2 LOB: 2 BB: 0 P: 5	R: 0 E: 0 K: 0 S: 3 H: 0 LOB: 0 BB: 0 P: 3	R: 0 E: 0 K: 1 S: 7 H: 2 LOB: 2 BB: 0 P: 7	R: 1 E: 0 K: 0 S: 4 H: 1 LOB: 0 BB: 0 P: 4	R: 0 E: 0 K: 1 S: 6 H: 1 LOB: 1 BB: 0 P: 6	R: 0 E: 0 K: 0 S: 3 H: 1 LOB: 0 BB: 0 P: 3	R: 0 E: 0 K: 2 S: 7 H: 0 LOB: 1 BB: 1 P: 11	R: 0 E: 0 K: 1 S: 5 H: 0 LOB: 0 BB: 0 P: 5	1B: 5 2B: 3 3B: 0 HR: 0	SF: 1 SAC: 0 DP: 1 HBP: 0					

	AB	34
	R	2
	H	8
	RBI	2
	BB	1
	SO	6
	LOB	17

WP: 0 PB: 0 SB: 1 CS: 0 PA: 36

PITCHER	IP	WLS	BF	H	R	ER	SO	BB	IBB	HBP	BLK	WP	HR	S	P	ERA	WHIP
Mark Thurmond, L (1, 1) ERA: 2.02	7.0	W	30	8	2	1	3	1	0	0	0	0	0	35	39	1.29	1.286
Luis DeLeon, R (8, 1) ERA: 2.63	2.0	S	6	0	0	0	3	0	0	0	0	0	0	12	12	0.00	0.000

PITCHER	IP	WLS	BF	H	R	ER	SO	BB	IBB	HBP	BLK	WP	HR	S	P	ERA	WHIP

Batter	1	2	3	4	5	6	7	8	9	AB	R	H	RBI	BB	SO	LOB
Bobby Brown, S (1, 7) OBP: 0.398, SLG: 0.479	F7	F7			S 1B			K		4	0	1	0	0	1	0
Alan Wiggins, S (1, 3) OBP: 0.358, SLG: 0.327	5-3		F7		F4-3 1-2			F4-3		4	0	0	0	0	0	1
Tony Gwynn, L (1, 9) OBP: 0.328, SLG: 0.352	E6 1B 1B		F7			E SF9 1B		6-3		4	2	2	0	0	0	0
Ruppert Jones, L (1, 8) OBP: 0.303, SLG: 0.375	CS 2-H 1B		F9			G3 1-3				3	0	1	1	0	0	1
Kurt Bevacqua, R (1, 5) OBP: 0.356, SLG: 0.371	F 1-2	E HR BB		K		SF9 3-H				2	1	0	1	1	1	1
Luis Salazar, R (1, 6) OBP: 0.282, SLG: 0.360		E7 1-2 HR		G6-3 1B		5-3				3	1	1	0	0	0	1
Juan Bonilla, R (1, 4) OBP: 0.320, SLG: 0.317		K		G6-3 1-2f			K			3	0	0	0	0	2	3
Doug Gwosdz, R (1, 2) OBP: 0.220, SLG: 0.243		1-H 2-H HR			K		K			3	1	1	3	0	2	0
Mark Thurmond, L (1, 1) OBP: 0.083, SLG: 0.125 Luis DeLeon, R (8, 1) OBP: 0.200, SLG: 0.200		6-3			F4-3		F4-3			3 0	0 0	0 0	0 0	0 0	0 0	0 0
Inning Stats	R: 1 E: 1 K: 0 S: 4 H: 2 LOB: 0 BB: 0 P: 4	R: 3 E: 1 K: 1 S: 7 H: 1 LOB: 0 BB: 1 P: 11	R: 0 E: 0 K: 0 S: 3 H: 0 LOB: 0 BB: 0 P: 3	R: 0 E: 0 K: 1 S: 5 H: 1 LOB: 0 BB: 0 P: 5	R: 0 E: 0 K: 1 S: 6 H: 1 LOB: 1 BB: 0 P: 6	R: 1 E: 1 K: 0 S: 4 H: 1 LOB: 0 BB: 0 P: 4	R: 0 E: 0 K: 2 S: 7 H: 0 LOB: 0 BB: 0 P: 7	R: 0 E: 0 K: 1 S: 5 H: 0 LOB: 0 BB: 0 P: 5		1B: 5 2B: 0 3B: 0 HR: 1 SF: 1 SAC: 0 DP: 1 HBP: 0						

PITCHER	IP	WLS	BF	H	R	ER	SO	BB	IBB	HBP	BLK	WP	HR	S	P	ERA	WHIP
Bill Gullickson, R (1, 1) ERA: 3.83	6.0	L	25	6	5	2	3	1	0	0	0	0	1	29	33	3.00	1.167
Bob James, R (7, 1) ERA: 4.39	2.0		6	0	0	0	3	0	0	0	0	0	0	12	12	0.00	0.000

PITCHER	IP	WLS	BF	H	R	ER	SO	BB	IBB	HBP	BLK	WP	HR	S	P	ERA	WHIP

BOTTOM

Montreal Expos @ San Diego Padres

Jack Murphy Stadium, San Diego, CA

Sun Aug 21 1983, 6:38 AM EDT

Att. 15,890 - Unknown

livebaseballscorecards.com

AB	29
R	5
H	6
RBI	5
BB	1
SO	6
LOB	7

Montreal Expos @ Los Angeles Dodgers

Dodger Stadium, Los Angeles, CA

Mon Aug 22 1983, 7:05 PM PDT

Att. 47,581 - Unknown

TOP

livebaseballscorecards.com

Batter	1	2	3	4	5	6	7	8	9	AB	R	H	RBI	BB	SO	LOB
Tim Raines, S (1, 7) OBP: 0.381, SLG: 0.420	F9		F4			4-3		FC6-4 1-2f 2-3		4	0	0	0	0	0	2
Jim Wohlford, R (1, 9) OBP: 0.318, SLG: 0.387	6-3			PB 1B		6-3		4-3		4	0	1	0	0	0	2
Andre Dawson, R (1, 8) OBP: 0.349, SLG: 0.568	6-3			L5			FC5-4 1B		1B G6-3 1B	4	1	2	0	0	0	1
Gary Carter, R (1, 2) OBP: 0.338, SLG: 0.461		F9		F9			FC5-4 1-2f		G6-3 1-3 1B	4	0	1	0	0	0	2
Al Oliver, L (1, 3) OBP: 0.351, SLG: 0.407		B B B B BB		F8 1-2			P6		G6-3 1-2f 3-H	3	0	0	0	1	0	3
Tim Wallach, R (1, 5) OBP: 0.352, SLG: 0.471		S S S K			G6-3 1B		L6		6-3	4	0	1	0	0	1	2
Chris Speier, R (1, 6) OBP: 0.326, SLG: 0.323		6-3			G6-3 1-2f			FC4-6 1B		3	0	1	0	0	0	2
Doug Flynn, R (1, 4) OBP: 0.250, SLG: 0.275			F6-3		F5-3			FC4-6 FC6-4 BB 1-2f		3	0	0	0	0	0	1
Steve Rogers, R (1, 1) OBP: 0.143, SLG: 0.130			S S S K			F9		B B B B FC6-4 1-2 BB		1	0	0	0	0	1	0
Bryan Little, S (6, PH) OBP: 0.353, SLG: 0.318										1	0	0	0	0	0	0
Dan Schatzeder, L (6, 1) OBP: 0.200, SLG: 0.200										0	0	0	0	0	0	0
Mike Vail, R (8, PH) OBP: 0.313, SLG: 0.338										0	0	0	0	1	0	0
Jeff Reardon, R (8, 1) OBP: 0.143, SLG: 0.143										0	0	0	0	0	0	0

	AB	31
	R	1
	H	6
	RBI	0
	BB	2
	SO	2
	LOB	15

Inning Stats	1	2	3	4	5	6	7	8	9
	R: 0 E: 0 K: 0 S: 3	R: 0 E: 0 K: 1 S: 5	R: 0 E: 0 K: 1 S: 5	R: 0 E: 0 K: 0 S: 4	R: 0 E: 0 K: 0 S: 3	R: 0 E: 0 K: 0 S: 3	R: 0 E: 0 K: 0 S: 4	R: 0 E: 0 K: 0 S: 4	R: 1 E: 0 K: 0 S: 4
	H: 0 LOB: 0 BB: 0 P: 3	H: 0 LOB: 1 BB: 1 P: 9	H: 0 LOB: 0 BB: 0 P: 5	H: 1 LOB: 1 BB: 0 P: 4	H: 1 LOB: 0 BB: 0 P: 3	H: 0 LOB: 0 BB: 0 P: 3	H: 1 LOB: 1 BB: 0 P: 4	H: 1 LOB: 2 BB: 1 P: 8	H: 2 LOB: 0 BB: 0 P: 4

PITCHER		IP	WLS	BF	H	R	ER	SO	BB	IBB	HBP	BLK	WP	HR	S	P	ERA	WHIP	PITCHER		IP	WLS	BF	H	R	ER	SO	BB	IBB	HBP	BLK	WP	HR	S	P	ERA	WHIP
Jerry Reuss, L (1, 1) ERA: 3.14		9.0	W	33	6	1	1	2	2	0	0	0	0	0	35	43	1.00	0.889																			

	1B: 6	SF: 0	WP: 0	PA: 33
	2B: 0	SAC: 0	PB: 1	
	3B: 0	DP: 2	SB: 0	
	HR: 0	HBP: 0	CS: 0	

Batter	1	2	3	4	5	6	7	8	9	AB	R	H	RBI	BB	SO	LOB
Steve Sax, R (1, 4) OBP: 0.349, SLG: 0.361	5-3	F4-3			F9	FC4-6 1-2f				4	0	0	0	0	0	2
Bill Russell, R (1, 6) OBP: 0.322, SLG: 0.318	F6		L5		BB 1B 1B		F6-4-3 1B			3	1	1	0	1	0	0
Dusty Baker Jr., R (1, 7) OBP: 0.348, SLG: 0.408 Derrel Thomas, S (8, 7) OBP: 0.348, SLG: 0.346	BB		6-3		FC4-6 1B 1-2 1B		F6-4-3 1-2			3 0	0 0	1 0	0 0	1 0	0 0	1 0
Pedro Guerrero, R (1, 5) OBP: 0.360, SLG: 0.515	3-1		S 1B		FC4-6 1-2 2-H 1B		K			4	0	2	1	0	1	1
Ken Landreaux, L (1, 8) OBP: 0.337, SLG: 0.474		S 1B 1B	K 1-2		FC4-6 1-2f 2-3			K		4	1	1	0	0	2	3
Mike Marshall, R (1, 9) OBP: 0.348, SLG: 0.434		2-3 2B 1-H 1B		HR	F9			F8		4	2	2	2	0	0	2
Greg Brock, L (1, 3) OBP: 0.322, SLG: 0.401		2-3 1-2		1-3		K		F4		4	0	0	0	0	1	1
Jack Fimple, R (1, 2) OBP: 0.274, SLG: 0.371		2B 2-H		F9		K				3	0	1	1	0	1	0
Jerry Reuss, L (1, 1) OBP: 0.264, SLG: 0.255		K		6-3		FC4-6 1B				3	0	1	0	0	1	1
Inning Stats	R: 0 E: 0 K: 0 S: 3 H: 0 LOB: 1 BB: 1 P: 7	R: 2 E: 0 K: 1 S: 8 H: 3 LOB: 1 BB: 0 P: 8	R: 0 E: 0 K: 1 S: 6 H: 1 LOB: 1 BB: 0 P: 6	R: 1 E: 0 K: 0 S: 4 H: 1 LOB: 0 BB: 0 P: 4	R: 1 E: 0 K: 0 S: 5 H: 2 LOB: 2 BB: 1 P: 9	R: 0 E: 0 K: 2 S: 8 H: 1 LOB: 1 BB: 0 P: 8	R: 0 E: 0 K: 1 S: 5 H: 1 LOB: 0 BB: 0 P: 5	R: 0 E: 0 K: 1 S: 5 H: 0 LOB: 0 BB: 0 P: 5		1B: 7 2B: 1 3B: 0 HR: 1 SF: 0 SAC: 0 DP: 1 HBP: 0				WP: 0 PB: 0 SB: 2 CS: 0 PA: 34		

PITCHER		IP	WLS	BF	H	R	ER	SO	BB	IBB	HBP	BLK	WP	HR	S	P	ERA	WHIP
Steve Rogers, R ERA: 3.05	(1, 1)	5.0	L	24	7	4	4	2	2	0	0	0	0	1	26	34	7.20	1.800
Dan Schatzeder, L ERA: 2.97	(6, 1)	2.0		7	2	0	0	3	0	0	0	0	0	0	13	13	0.00	1.000
Jeff Reardon, R ERA: 3.0	(8, 1)	1.0		3	0	0	0	1	0	0	0	0	0	0	5	5	0.00	0.000

PITCHER	IP	WLS	BF	H	R	ER	SO	BB	IBB	HBP	BLK	WP	HR	S	P	ERA	WHIP

BOTTOM

Montreal Expos @ Los Angeles Dodgers

Dodger Stadium, Los Angeles, CA

Mon Aug 22 1983, 7:05 PM PDT

Att. 47,581 - Unknown

livebaseballscorecards.com

AB	32
R	4
H	9
RBI	4
BB	2
SO	6
LOB	11

Montreal Expos @ Los Angeles Dodgers

Dodger Stadium, Los Angeles, CA

Tue Aug 23 1983, 7:05 PM PDT

Att. 44,250 - Unknown

livebaseballscorecards.com

TOP

Batter	1	2	3	4	5	6	7	8	9	AB	R	H	RBI	BB	SO	LOB
Tim Raines, S (1, 7) OBP: 0.377, SLG: 0.415	L6		1-3		K		K		4-3	5	0	0	0	0	2	0
Bryan Little, S (1, 4) OBP: 0.351, SLG: 0.314	4-3		BB		G3		6-3		4-3	4	0	0	0	1	0	0
Andre Dawson, R (1, 8) OBP: 0.351, SLG: 0.581	E6 1B		F7		HR		1B		HR	5	2	3	2	0	0	1
Al Oliver, L (1, 3) OBP: 0.351, SLG: 0.407	1-3 1B		F8		5-3		1-3 1B		F8	5	0	2	0	0	0	1
Gary Carter, R (1, 2) OBP: 0.338, SLG: 0.459	4-3			F7		FC1-6 WP 1B	5-3			4	0	1	0	0	0	4
Tim Wallach, R (1, 5) OBP: 0.353, SLG: 0.471		6-3		CS 3B 1B		F8 1-2		FC6-4 1B		4	1	2	0	0	0	1
Warren Cromartie, L (1, 9) OBP: 0.341, SLG: 0.386		P6		1-H 3B		FC1-6 IBB		K		3	0	1	1	1	1	1
Doug Flynn, R (1, 6) OBP: 0.251, SLG: 0.273		BB		F6-3		FC1-6 1-2f 2-3		FC6-4 1-2f		2	0	0	0	1	0	3
Terry Francona, L (8, PH) OBP: 0.214, SLG: 0.241										1	0	0	0	0	0	1
Angel Salazar, R (8, 6) OBP: 0.143, SLG: 0.143										0	0	0	0	0	0	0
Bryn Smith, R (1, 1) OBP: 0.167, SLG: 0.167		4-3		K		1-3		P6		3	0	0	0	0	1	4
Dan Schatzeder, L (7, 1) OBP: 0.200, SLG: 0.200										0	0	0	0	0	0	0
Terry Crowley, L (8, PH) OBP: 0.357, SLG: 0.161										1	0	0	0	0	0	1
Bob James, R (8, 1)										0	0	0	0	0	0	0

Inning Stats	1	2	3	4	5	6	7	8	9
R	0	0	0	1	1	0	0	0	1
E	1	0	0	0	0	0	0	0	0
K	0	0	0	1	1	0	1	1	0
S	5	3	3	7	6	4	7	6	4
H	1	0	0	2	1	1	2	1	1
LOB	2	1	0	1	0	2	2	1	0
BB	0	1	1	0	0	1	0	0	0
P	5	7	7	7	6	8	7	6	4

1B	6	SF	0
2B	0	SAC	0
3B	1	DP	0
HR	2	HBP	0

WP	1	PA	40
PB	0		
SB	0		
CS	1		

AB	37
R	3
H	9
RBI	3
BB	3
SO	4
LOB	17

PITCHER		IP	WLS	BF	H	R	ER	SO	BB	IBB	HBP	BLK	WP	HR	S	P	ERA	WHIP
Burt Hooton, R ERA: 4.06	(1, 1)	6.0		27	5	2	1	2	2	1	0	0	1	1	28	40	1.50	1.167
Pat Zachry, R ERA: 2.03	(7, 1)	1.0	W	5	2	0	0	1	0	0	0	0	0	0	7	7	0.00	2.000
Tom Niedenfuer, R ERA: 1.49	(8, 1)	2.0	S	8	2	1	1	1	0	0	0	0	0	1	10	10	4.50	1.000

PITCHER	IP	WLS	BF	H	R	ER	SO	BB	IBB	HBP	BLK	WP	HR	S	P	ERA	WHIP

Batter	1	2	3	4	5	6	7	8	9	AB	R	H	RBI	BB	SO	LOB
Steve Sax, R (1, 4) OBP: 0.348, SLG: 0.362	1-3			K		4-3		SH, 2B		4	1	1	1	0	1	0
Bill Russell, R (1, 6) OBP: 0.319, SLG: 0.315	P5			F6-3		4-3		SH		3	0	0	0	0	0	0
Dusty Baker Jr., R (1, 7) OBP: 0.347, SLG: 0.405	4-3			BB			F6-3	F7		3	0	0	0	1	0	1
Pedro Guerrero, R (1, 5) OBP: 0.357, SLG: 0.510		4-3		L3			E3, HR	F9		4	1	0	0	0	0	2
Ken Landreaux, L (1, 8) OBP: 0.337, SLG: 0.480		4-3			F8		1-H, HR	F8		4	1	1	2	0	0	1
Mike Marshall, R (1, 9) OBP: 0.348, SLG: 0.432 Derrel Thomas, S (7, PR) OBP: 0.348, SLG: 0.346 (8, 9)	K				F8		HR, HBP			2 0	0 1	0 0	0 0	0 0	1 0	0 0
Greg Brock, L (1, 3) OBP: 0.322, SLG: 0.408		F8			4-3		1-H, HR			3	1	1	2	0	0	0
Jack Fimple, R (1, 2) OBP: 0.263, SLG: 0.356		F4				4-3	F9			3	0	0	0	0	0	1
Burt Hooton, R (1, 1) OBP: 0.204, SLG: 0.196 Rafael Landestoy, S (6, PH) OBP: 0.232, SLG: 0.245 Pat Zachry, R (7, 1) OBP: 0.500, SLG: 0.500 Candy Maldonado, R (7, PH) OBP: 0.250, SLG: 0.327 Tom Niedenfuer, R (8, 1)		F6-3				4-3, 3B	1-3			1 1 0 1 0	0 1 0 0 0	0 1 0 0 0	0 0 0 0 0	0 0 0 0 0	0 0 0 0 0	0 0 0 1 0
Inning Stats	R: 0 E: 0 K: 0 S: 3 H: 0 LOB: 0 BB: 0 P: 3	R: 0 E: 0 K: 1 S: 5 H: 0 LOB: 0 BB: 0 P: 5	R: 0 E: 0 K: 0 S: 3 H: 0 LOB: 0 BB: 0 P: 3	R: 0 E: 0 K: 1 S: 5 H: 0 LOB: 1 BB: 1 P: 9	R: 0 E: 0 K: 0 S: 3 H: 0 LOB: 0 BB: 0 P: 3	R: 1 E: 0 K: 0 S: 4 H: 1 LOB: 0 BB: 0 P: 4	R: 4 E: 1 K: 0 S: 6 H: 2 LOB: 1 BB: 0 P: 7	R: 1 E: 1 K: 0 S: 5 H: 1 LOB: 1 BB: 0 P: 5		1B: 0 2B: 1 3B: 1 HR: 2 SF: 0 SAC: 1 DP: 0 HBP: 1						

PITCHER		IP	WLS	BF	H	R	ER	SO	BB	IBB	HBP	BLK	WP	HR	S	P	ERA	WHIP
Bryn Smith, R ERA: 2.68	(1, 1)	6.1	L	24	2	4	3	2	1	0	1	0	0	1	26	31	4.26	0.474
Dan Schatzeder, L ERA: 3.07	(7, 1)	0.2		3	1	1	1	0	0	0	0	0	0	1	3	3	13.50	1.500
Bob James, R ERA: 4.55	(8, 1)	1.0		5	1	1	1	0	0	0	0	0	0	0	5	5	9.00	1.000

PITCHER	IP	WLS	BF	H	R	ER	SO	BB	IBB	HBP	BLK	WP	HR	S	P	ERA	WHIP

BOTTOM

Montreal Expos @ Los Angeles Dodgers

Dodger Stadium, Los Angeles, CA

Tue Aug 23 1983, 7:05 PM PDT

Att. 44,250 - Unknown

livebaseballscorecards.com

AB	29
R	6
H	4
RBI	5
BB	1
SO	2
LOB	6

WP: 0 PB: 0 SB: 0 CS: 0 PA: 32

Batter	1	2	3	4	5	6	7	8	9	AB	R	H	RBI	BB	SO	LOB
Tim Raines, S (1, 7) OBP: 0.376, SLG: 0.414	S S S 0-3 ① K		x 0-0 ② 4-3 2-3			S S S 0-3 ① K		x 0-0 SF8 BB 1-2 2-3 1B		4	0	1	0	0	2	1
Bryan Little, S (1, 4) OBP: 0.350, SLG: 0.311	x 0-0 ② 4-3		x 0-0 ③ 4-3			x 0-0 ② F7		B B B B 4-0 1-2 2-3 3-H BB		3	0	0	1	1	0	1
Andre Dawson, R (1, 8) OBP: 0.350, SLG: 0.578	H 1-0 FC6-4 HBP			x 0-0 ① F8		S S S 0-3 ③ K		x 0-0 ② SF8 2-3 3-H		2	0	0	1	0	1	0
Al Oliver, L (1, 3) OBP: 0.349, SLG: 0.404	x 0-0 ③ FC6-4 1-2f			x 0-0 ② 6-3			x 0-0 ① 6-3	x 0-0 ③ F8		4	0	0	0	0	0	3
Gary Carter, R (1, 2) OBP: 0.337, SLG: 0.457		x 0-0 ① 6-3		x 0-0 1B			x 0-0 ② 1-3		x 0-0 ① F8	4	0	1	0	0	0	0
Tim Wallach, R (1, 5) OBP: 0.350, SLG: 0.467		x 0-0 ② F8		x 0-0 ③ F5			x 0-0 ③ F7		x 0-0 ② P5	4	0	0	0	0	0	1
Warren Cromartie, L (1, 9) OBP: 0.338, SLG: 0.381		x 0-0 ③ 6-3			x 0-0 ① 3-1			x 0-0 ① 6-3	x 0-0 ③ F8	4	0	0	0	0	0	0
Doug Flynn, R (1, 6) OBP: 0.252, SLG: 0.274 Terry Francona, L (8, PH) OBP: 0.219, SLG: 0.246 Jeff Reardon, R (8, 1) OBP: 0.143, SLG: 0.143			x 0-0 4-3 SH3-4 1B		x 0-0 ② F4-3			x 0-0 1B 1B BB 1B		2 1 0	0 1 0	1 1 0	0 0 0	0 0 0	0 0 0	0 0 0
Ray Burris, R (1, 1) OBP: 0.282, SLG: 0.297 Terry Crowley, L (8, PH) OBP: 0.372, SLG: 0.188 Angel Salazar, R (8, PR) OBP: 0.143, SLG: 0.143 (8, 6)			x 0-0 ① SH3-4 1-2		x 0-0 ③ 1-3			x 0-0 BB 1B SF8 1-2 1B		1 1 0	0 0 1	0 1 0	0 0 0	0 0 0	0 0 0	0 0 0
Inning Stats	R: 0 E: 0 K: 1 S: 5 H: 0 LOB: 1 BB: 0 P: 6	R: 0 E: 0 K: 0 S: 3 H: 0 LOB: 0 BB: 0 P: 3	R: 0 E: 0 K: 0 S: 4 H: 1 LOB: 1 BB: 0 P: 4	R: 0 E: 0 K: 0 S: 4 H: 1 LOB: 1 BB: 0 P: 4	R: 0 E: 0 K: 0 S: 3 H: 0 LOB: 0 BB: 0 P: 3	R: 0 E: 0 K: 2 S: 7 H: 0 LOB: 0 BB: 0 P: 7	R: 0 E: 0 K: 0 S: 3 H: 0 LOB: 0 BB: 0 P: 3	R: 2 E: 0 K: 0 S: 6 H: 3 LOB: 2 BB: 1 P: 10	R: 0 E: 0 K: 0 S: 3 H: 0 LOB: 0 BB: 0 P: 3	1B: 5 2B: 0 3B: 0 HR: 0	SF: 1 SAC: 1 DP: 0 HBP: 1						

TOP

Montreal Expos @ Los Angeles Dodgers

Dodger Stadium, Los Angeles, CA

Wed Aug 24 1983, 3:33 AM PDT

Att. 42,658 - Unknown

livebaseballscorecards.com

AB	30
R	2
H	5
RBI	2
BB	1
SO	3
LOB	6

WP: 0 PB: 0 SB: 0 CS: 0 PA: 34

PITCHER		IP	WLS	BF	H	R	ER	SO	BB	IBB	HBP	BLK	WP	HR	S	P	ERA	WHIP
Alejandro Pena, R ERA: 2.38	(1, 1)	7.1		29	5	2	2	3	1	0	1	0	0	0	33	38	2.46	0.818
Tom Niedenfuer, R ERA: 1.45	(8, 1)	1.2	W	5	0	0	0	0	0	0	0	0	0	0	5	5	0.00	0.000

PITCHER		IP	WLS	BF	H	R	ER	SO	BB	IBB	HBP	BLK	WP	HR	S	P	ERA	WHIP

Batter	1	2	3	4	5	6	7	8	9	AB	R	H	RBI	BB	SO	LOB
Steve Sax, R (1, 4) OBP: 0.347, SLG: 0.361	S S S 0-3 K ①		x 0-0 SH1-3 1B		x 0-0 5-3 ③		x 0-0 4-3 ②			4	0	1	0	0	1	0
Dave Anderson, R (1, 6) OBP: 0.218, SLG: 0.244	x 0-0 F6-3 ②		x 0-0 SH1-3 ① 1-2			B B B B 4-0 FC6 1B 1B BB	x 0-0 F3 ③			2	1	0	0	1	0	0
Dusty Baker Jr., R (1, 7) OBP: 0.346, SLG: 0.403	x 0-0 F2 ③		x 0-0 F9 ②			x 0-0 FC6 1-2 1B		S S S 0-3 K ①		4	0	1	0	0	1	1
Pedro Guerrero, R (1, 5) OBP: 0.354, SLG: 0.506		x 0-0 F8 ①	x 0-0 5-3 ③			x 0-0 FC6 ① 1B 1-2f SF9 2-3		x 0-0 F8 ②		4	1	0	0	0	0	3
Ken Landreaux, L (1, 8) OBP: 0.341, SLG: 0.491 Derrel Thomas, S (9, 8) OBP: 0.348, SLG: 0.346		x 0-0 CS 1B		x 0-0 1-3 ①		x 0-0 SF9 1B 1-3 1B 3-H		x 0-0 HR		4 0	1 0	3 0	2 0	0 0	0 0	0 0
Mike Marshall, R (1, 9) OBP: 0.350, SLG: 0.431		B B B B 4-0 1B BB ② 1-2 BB		x 0-0 F9 ②		x 0-0 1-2 1B		S S S 0-3 K ③		3	0	1	0	1	1	0
Greg Brock, L (1, 3) OBP: 0.322, SLG: 0.407		B B B B 4-0 1B 1-2 BB		S S S 0-3 K ③		x 0-0 SF9 ② 2-3 3-H				1	0	0	1	1	1	0
Jack Fimple, R (1, 2) OBP: 0.269, SLG: 0.360 Rick Monday, L (6, PH) OBP: 0.372, SLG: 0.431 Steve Yeager, R (7, 2) OBP: 0.266, SLG: 0.416		x 0-0 1-2 2-3 1B			S S S 0-3 K ①	x 0-0 P5 ③				2 1 0	0 0 0	1 0 0	0 0 0	0 0 0	1 0 0	0 2 0
Alejandro Pena, R (1, 1) OBP: 0.116, SLG: 0.186 Tom Niedenfuer, R (8, 1)		x 0-0 P4 ③			x 0-0 5-3 ②		S S S 0-3 K ①			3 0	0 0	0 0	0 0	0 0	1 0	3 0
Inning Stats	R: 0 E: 0 K: 1 S: 5 H: 0 LOB: 0 BB: 0 P: 5	R: 0 E: 0 K: 0 S: 4 H: 2 LOB: 3 BB: 2 P: 12	R: 0 E: 0 K: 0 S: 4 H: 1 LOB: 1 BB: 0 P: 4	R: 0 E: 0 K: 1 S: 5 H: 0 LOB: 0 BB: 0 P: 5	R: 0 E: 0 K: 1 S: 5 H: 0 LOB: 0 BB: 0 P: 5	R: 2 E: 0 K: 0 S: 6 H: 3 LOB: 2 BB: 1 P: 10	R: 0 E: 0 K: 1 S: 5 H: 0 LOB: 0 BB: 0 P: 5	R: 1 E: 0 K: 2 S: 8 H: 1 LOB: 0 BB: 0 P: 8		1B: 6 2B: 0 3B: 0 HR: 1 SF: 1 SAC: 1 DP: 0 HBP: 0				WP: 0 PB: 0 SB: 0 CS: 1 PA: 33		

PITCHER		IP	WLS	BF	H	R	ER	SO	BB	IBB	HBP	BLK	WP	HR	S	P	ERA	WHIP
Ray Burris, R ERA: 3.12	(1, 1)	7.0		29	6	2	2	4	3	0	0	0	0	0	34	46	2.57	1.286
Jeff Reardon, R ERA: 3.09	(8, 1)	1.0	L	4	1	1	1	2	0	0	0	0	0	1	8	8	9.00	1.000

PITCHER	IP	WLS	BF	H	R	ER	SO	BB	IBB	HBP	BLK	WP	HR	S	P	ERA	WHIP

BOTTOM

Montreal Expos @ Los Angeles Dodgers

Dodger Stadium, Los Angeles, CA

Wed Aug 24 1983, 3:33 AM PDT

Att. 42,658 - Unknown

livebaseballscorecards.com

AB	28
R	3
H	7
RBI	3
BB	3
SO	6
LOB	9

Batter	1	2	3	4	5	6	7	8	9	AB	R	H	RBI	BB	SO	LOB
Bobby Brown, S (1, 7) OBP: 0.390, SLG: 0.511	F7		G3			1-H HR		F8	1-3	5	1	1	2	0	0	1
Alan Wiggins, S (1, 3) OBP: 0.361, SLG: 0.329	F3			4-3		F8		F4-3		4	0	0	0	0	0	0
Tony Gwynn, L (1, 9) OBP: 0.332, SLG: 0.356	4-3			1-3		WP 1B		BBBB BB		3	0	1	0	1	0	0
Terry Kennedy, L (1, 2) OBP: 0.347, SLG: 0.421		SSS K		F6-3		1-2 F8		F8		4	0	0	0	0	1	2
Ruppert Jones, L (1, 8) OBP: 0.307, SLG: 0.389		FC4-6 1B			F8		3-1		HR	4	1	2	1	0	0	0
Garry Templeton, S (1, 6) OBP: 0.285, SLG: 0.318		FC4-6 1-2f			SSS K		1B 1B		SSS K	4	0	1	0	0	2	1
Luis Salazar, R (1, 5) OBP: 0.287, SLG: 0.376		G3			SSS K2-3		F9		5-3 1B 2B	4	1	1	0	0	1	2
Juan Bonilla, R (1, 4) OBP: 0.314, SLG: 0.311			G3			HR 1B	1-2 1B		5-3 2-3	4	1	2	0	0	0	1
Dave Dravecky, R (1, 1) OBP: 0.141, SLG: 0.151 Bruce Bochy, R (3, PH) OBP: 0.407, SLG: 0.280 Elias Sosa, R (3, 1) Mario Ramirez, R (6, PH) OBP: 0.308, SLG: 0.308 Gary Lucas, L (6, 1) Gene Richards, L (7, PH) OBP: 0.381, SLG: 0.350 Sid Monge, S (7, 1) OBP: 0.167, SLG: 0.167 Ed Whitson, R (8, 1) OBP: 0.179, SLG: 0.148 Kurt Bevacqua, R (8, PH) OBP: 0.367, SLG: 0.276			SSS K		F7	F6			3-H 1B	0 1 0 0 1 0 1 0 0 1	0 0 0 0 0 0 0 0 0 0	0 0 0 0 0 0 0 0 0 1	0 0 0 0 0 0 0 0 0 0	0 1 0 0 0 0 0 0 0 1	0 0 0 0 0 0 2 0 0 0	0 0 0 0 1 0 1 0 0 0
Inning Stats	R: 0 E: 0 K: 0 S: 3 H: 0 LOB: 0 BB: 0 P: 3	R: 0 E: 0 K: 1 S: 6 H: 1 LOB: 1 BB: 0 P: 6	R: 0 E: 0 K: 1 S: 5 H: 0 LOB: 0 BB: 0 P: 5	R: 0 E: 0 K: 0 S: 3 H: 0 LOB: 0 BB: 0 P: 3	R: 0 E: 0 K: 2 S: 7 H: 0 LOB: 0 BB: 0 P: 7	R: 2 E: 0 K: 0 S: 6 H: 3 LOB: 1 BB: 0 P: 6	R: 0 E: 0 K: 0 S: 5 H: 2 LOB: 2 BB: 0 P: 5	R: 0 E: 0 K: 0 S: 3 H: 0 LOB: 1 BB: 1 P: 7	R: 2 E: 0 K: 1 S: 8 H: 3 LOB: 1 BB: 0 P: 8	1B: 6 2B: 1 3B: 0 HR: 2	SF: 0 SAC: 0 DP: 0 HBP: 0		WP: 1 PB: 0 SB: 0 CS: 0		PA: 37		

PITCHER	IP	WLS	BF	H	R	ER	SO	BB	IBB	HBP	BLK	WP	HR	S	P	ERA	WHIP
Bill Gullickson, R (1, 1) ERA: 3.84	9.0	W	37	9	4	4	5	1	0	0	0	1	2	46	50	4.00	1.111

PITCHER	IP	WLS	BF	H	R	ER	SO	BB	IBB	HBP	BLK	WP	HR	S	P	ERA	WHIP

TOP

San Diego Padres @ Montreal Expos

Olympic Stadium, Montreal, QB

Fri Aug 26 1983, 7:05 PM EDT
Att. 30,814 - Unknown

livebaseballscorecards.com

AB	36
R	4
H	9
RBI	4
BB	1
SO	5
LOB	10

Batter	1	2	3	4	5	6	7	8	9	AB	R	H	RBI	BB	SO	LOB
Tim Raines, S (1, 7) OBP: 0.382, SLG: 0.420	BBBB 4-0 S 1B BB	x 0-0 S 1B 3-H 1B		x 0-0 SH1-3 1-2 1B		x 0-0 2B	BBBB 4-0 2B 1-2 2-3 3-H BB			3	3	3	2	2	0	0
Manny Trillo, R (1, 4) OBP: 0.319, SLG: 0.335 Angel Salazar, R (8, 6) OBP: 0.143, SLG: 0.143	x 0-0 ① 1-H 1B	x 0-0 ② F4 1-2		x 0-0 ① SH1-3 1-2 2-3		x 0-0 ② F9	x 0-0 1-H 2-H 3-H 2B			4 0	0 0	2 0	4 0	0 0	0 0	2 0
Andre Dawson, R (1, 8) OBP: 0.354, SLG: 0.579	x 0-0 2B 1B	x 0-0 2-H 1B		I I 4-0 IBB		BBBB 4-0 BB	x 0-0 ③ 1-3			3	1	2	1	2	0	1
Gary Carter, R (1, 2) OBP: 0.333, SLG: 0.453	x 0-0 ② F7	x 0-0 ③ F6		x 0-0 ② SF8 3-H		SSS 0-3 ③ K		x 0-0 ① F8		4	0	0	1	0	1	4
Al Oliver, L (1, 3) OBP: 0.348, SLG: 0.405 Terry Francona, L (8, 3) OBP: 0.224, SLG: 0.252	x 0-0 1-H 2B	x 0-0 ① F8	x 0-0 ③ F3			x 0-0 ① F8	x 0-0 FC4 1B			4 1	0 0	1 1	1 0	0 0	0 0	2 0
Tim Wallach, R (1, 5) OBP: 0.352, SLG: 0.467	BBBB 4-0 BB	x 0-0 ① G4-6-3 1B		x 0-0 ① F7		SSS 0-3 ② K	x 0-0 2B BB 1B			4	1	2	0	1	1	1
Jim Wohlford, R (1, 9) OBP: 0.313, SLG: 0.387	SSS 0-3 ③ K	x 0-0 ② ③ G4-6-3 1-2f		x 0-0 ② F9			x 0-0 BB 1-3 2B	x 0-0 ③ FC4 1-2f		5	1	1	0	0	1	4
Doug Flynn, R (1, 6) OBP: 0.257, SLG: 0.283 (8, 4)	x 0-0 SH5-4 1B 2B		x 0-0 WP 1B 2B	x 0-0 ③ F6-3			I I 4-0 BB 2B IBB			3	3	2	0	1	0	0
Bill Gullickson, R (1, 1) OBP: 0.123, SLG: 0.129	x 0-0 ① SH5-4 2-3	x 0-0 SH1-3 1B SF8 2-H 1B			SSS 0-3 ① K	SSS 0-3 ② K				3	1	1	1	0	2	3
Inning Stats	R: 2 E: 0 K: 1 S: 7 H: 3 LOB: 2 BB: 2 P: 15	R: 2 E: 0 K: 0 S: 6 H: 3 LOB: 1 BB: 0 P: 6	R: 0 E: 0 K: 0 S: 3 H: 1 LOB: 0 BB: 0 P: 3	R: 2 E: 0 K: 0 S: 6 H: 3 LOB: 2 BB: 1 P: 10	R: 0 E: 0 K: 0 S: 3 H: 0 LOB: 0 BB: 0 P: 3	R: 0 E: 0 K: 2 S: 8 H: 1 LOB: 2 BB: 1 P: 12	R: 4 E: 0 K: 1 S: 8 H: 3 LOB: 1 BB: 2 P: 16	R: 0 E: 0 K: 1 S: 6 H: 1 LOB: 1 BB: 0 P: 6		1B: 9 2B: 6 3B: 0 HR: 0 SF: 1 SAC: 2 DP: 1 HBP: 0					

PITCHER		IP	WLS	BF	H	R	ER	SO	BB	IBB	HBP	BLK	WP	HR	S	P	ERA	WHIP
Dave Dravecky, L ERA: 3.58	(1, 1)	2.0	L	13	6	4	4	1	2	0	0	0	0	0	13	21	18.00	4.000
Elias Sosa, R ERA: 4.33	(3, 1)	3.0		13	4	2	2	0	0	1	0	0	1	0	12	16	6.00	1.333
Gary Lucas, L ERA: 3.0	(6, 1)	1.0		5	1	0	0	2	1	0	0	0	0	0	8	12	0.00	2.000
Sid Monge, L ERA: 3.49	(7, 1)	1.0		8	3	4	4	1	1	1	0	0	0	0	8	16	36.00	4.000
Ed Whitson, R ERA: 4.95	(8, 1)	1.0		4	1	0	0	1	0	0	0	0	0	0	6	6	0.00	1.000

PITCHER	IP	WLS	BF	H	R	ER	SO	BB	IBB	HBP	BLK	WP	HR	S	P	ERA	WHIP

BOTTOM

San Diego Padres @ Montreal Expos

Olympic Stadium, Montreal, QB

Fri Aug 26 1983, 7:05 PM EDT

Att. 30,814 - Unknown

livebaseballscorecards.com

AB	34
R	10
H	15
RBI	10
BB	6
SO	5
LOB	17

WP: 1 PA: 43
PB: 0
SB: 2
CS: 0

San Diego Padres @ Montreal Expos

Olympic Stadium, Montreal, QB

Sat Aug 27 1983, 7:05 PM EDT

Att. 33,359 - Unknown

TOP

livebaseballscorecards.com

Batter	1	2	3	4	5	6	7	8	9	AB	R	H	RBI	BB	SO	LOB
Bobby Brown, S (1, 7) OBP: 0.381, SLG: 0.495	K		G3 1-2	F8			F7		2B SF8 1B	5	1	1	0	0	1	5
Alan Wiggins, S (1, 3) OBP: 0.362, SLG: 0.332	S 1B		1-3		F7		F6-3		1-3 2B	5	0	2	0	0	0	2
Tony Gwynn, L (1, 9) OBP: 0.335, SLG: 0.356	F8 1-2		4-3		F6-4-3 1B			BBBB 2B 1B BB	SF8 3-H	3	1	1	0	1	0	2
Sixto Lezcano, R (9, PH) OBP: 0.331, SLG: 0.338										0	0	0	1	0	0	0
Terry Kennedy, L (1, 2) OBP: 0.345, SLG: 0.421	F5			4-3	F6-4-3 1-2			1-3 1B 2B	4-3	5	1	1	0	0	0	3
Ruppert Jones, L (1, 8) OBP: 0.306, SLG: 0.388		F8		FC2-5 1B 1B		SSS K		SSS K		4	0	1	0	0	2	2
Garry Templeton, S (1, 6) OBP: 0.291, SLG: 0.326		2B		BB FC2-5 1-2 1B 1B		F9		2-H 3-H 1B		4	1	3	2	0	0	0
Luis Salazar, R (1, 5) OBP: 0.284, SLG: 0.372		F6-3		FC2-5 1B BB 1-2 2-3f		4-3		F3		4	0	0	0	0	0	4
Juan Bonilla, R (1, 4) OBP: 0.316, SLG: 0.313		F6-3		BBBB 1B 1-2 2-3 BB			F9 2B	5-3		3	0	1	0	1	0	2
Mark Thurmond, L (1, 1) OBP: 0.120, SLG: 0.125			BBBB G3 BB	1-2 2-3 3-H 1B			F9 2-3	SSS K		0	0	0	0	1	0	0
Gene Richards, L (4, PH) OBP: 0.328, SLG: 0.392										1	0	1	1	0	0	0
Ed Whitson, R (4, 1) OBP: 0.179, SLG: 0.148										0	0	0	0	0	0	0
Tim Flannery, L (7, PH) OBP: 0.316, SLG: 0.347										1	0	0	0	0	0	1
Luis DeLeon, R (7, 1) OBP: 0.200, SLG: 0.200										0	0	0	0	0	0	0
Mario Ramirez, R (9, PH) OBP: 0.336, SLG: 0.306										1	0	0	0	0	1	0

	AB	36
	R	4
	H	11
	RBI	4
	BB	3
	SO	4
	LOB	21

Inning Stats	1	2	3	4	5	6	7	8	9	1B: 7	SF: 1	WP: 0	PA: 40
R	0	0	0	1	0	0	0	2	1	2B: 4	SAC: 0	PB: 0	
E	0	0	0	0	0	0	0	0	0	3B: 0	DP: 1	SB: 1	
K	1	0	0	0	0	1	0	1	1	HR: 0	HBP: 0	CS: 0	
S	6	4	3	6	3	5	4	7	7				
H	1	1	0	3	1	0	1	2	2				
LOB	1	1	1	3	0	0	1	1	1				
BB	0	0	1	1	0	0	0	1	0				
P	6	4	7	10	3	5	4	11	7				

PITCHER		IP	WLS	BF	H	R	ER	SO	BB	IBB	HBP	BLK	WP	HR	S	P	ERA	WHIP
Charlie Lea, R	(1, 1)	8.1	W	38	11	4	4	4	3	0	0	0	0	0	43	55	4.32	1.680
ERA: 3.09																		
Dan Schatzeder, L	(9, 1)	0.2	S	2	0	0	0	0	0	0	0	0	0	0	2	2	0.00	0.000
ERA: 3.04																		

PITCHER	IP	WLS	BF	H	R	ER	SO	BB	IBB	HBP	BLK	WP	HR	S	P	ERA	WHIP

San Diego Padres @ Montreal Expos

Olympic Stadium, Montreal, QB

Sat Aug 27 1983, 7:05 PM EDT

Att. 33,359 - Unknown

livebaseballscorecards.com

BOTTOM

Batter	1	2	3	4	5	6	7	8	9	AB	R	H	RBI	BB	SO	LOB
Tim Raines, S (1, 7) OBP: 0.381, SLG: 0.417	BBBB; 4-0; 1-3 S 2B BB	x; 0-0 ②; F3			x; 0-0 ①; 2-3		x; 0-0 ②; F5			3	1	0	0	1	0	1
Manny Trillo, R (1, 4) OBP: 0.319, SLG: 0.334	x; 0-0 ①; 1-3; 1-3	x; 0-0 ③; 6-3			x; 0-0; FC5-4 1B		x; 0-0 ③; F7			4	0	1	0	0	0	2
Andre Dawson, R (1, 8) OBP: 0.355, SLG: 0.577	BBBB; 4-0; S 2B BB		SSS; 0-3 ①; K		x; 0-0 ②; FC5-4 S; 1-2f			x; 0-0; SH1-3 HR 1B		3	2	1	0	1	1	1
Gary Carter, R (1, 2) OBP: 0.335, SLG: 0.455	x; 0-0; 1-H 3-H 2B 2B		x; 0-0 ②; F9		BBBB; 4-0; 1-2 BB			x; 0-0 ①; SH1-3; 1-2		2	1	1	2	1	0	0
Al Oliver, L (1, 3) OBP: 0.347, SLG: 0.402 Terry Francona, L (9, 3) OBP: 0.224, SLG: 0.252	x; 0-0 ②; 6-3		x; 0-0 ③; L7		x; 0-0 ③; L8			4-0; HR IBB		3 0	1 0	0 0	0 0	1 0	0 0	3 0
Tim Wallach, R (1, 5) OBP: 0.353, SLG: 0.476	x; 0-0; 2-H 2B			x; 0-0 ①; 4-3		x; 0-0 ①; F7		x; 0-0; 1-H 2-H HR		4	1	2	4	0	0	0
Jim Wohlford, R (1, 9) OBP: 0.303, SLG: 0.374	x; 0-0 ③; F9			x; 0-0 ②; F8		x; 0-0 ②; F8		x; 0-0 ②; F6		4	0	0	0	0	0	1
Doug Flynn, R (1, 6) OBP: 0.262, SLG: 0.289		x; 0-0; SH1-4 1B		BBBB; 4-0; BB		x; 0-0; F4-3		x; 0-0; 2B		3	0	2	0	1	0	0
Charlie Lea, R (1, 1) OBP: 0.119, SLG: 0.088 Dan Schatzeder, L (9, 1) OBP: 0.200, SLG: 0.200		x; 0-0 ①; SH1-4; 1-2		x; 0-0 ③; F9			x; 0-0 ①; SSS F8	0-3 ③; K		3 0	0 0	0 0	0 0	0 0	1 0	2 0
Inning Stats	R: 3 H: 2 E: 0 LOB: 1 K: 0 BB: 2 S: 5 P: 13	R: 0 H: 1 E: 0 LOB: 1 K: 0 BB: 0 S: 4 P: 4	R: 0 H: 0 E: 0 LOB: 0 K: 1 BB: 0 S: 5 P: 5	R: 0 H: 0 E: 0 LOB: 1 K: 0 BB: 1 S: 3 P: 7	R: 0 H: 1 E: 0 LOB: 2 K: 0 BB: 1 S: 4 P: 8	R: 0 H: 0 E: 0 LOB: 0 K: 0 BB: 0 S: 3 P: 3	R: 0 H: 0 E: 0 LOB: 0 K: 0 BB: 0 S: 3 P: 3	R: 3 H: 3 E: 0 LOB: 1 K: 1 BB: 1 S: 8 P: 12		1B: 3 SF: 0 2B: 3 SAC: 2 3B: 0 DP: 0 HR: 1 HBP: 0						

AB	29
R	6
H	7
RBI	6
BB	5
SO	2
LOB	10

WP: 0 PA: 36
PB: 0
SB: 3
CS: 0

PITCHER		IP	WLS	BF	H	R	ER	SO	BB	IBB	HBP	BLK	WP	HR	S	P	ERA	WHIP
Mark Thurmond, L ERA: 2.29	(1, 1)	3.0		14	3	3	3	1	2	0	0	0	0	0	14	22	9.00	1.667
Ed Whitson, R ERA: 4.8	(4, 1)	3.0		12	1	0	0	0	2	0	0	0	0	0	10	18	0.00	1.000
Luis DeLeon, R ERA: 2.81	(7, 1)	2.0	L	10	3	3	3	1	0	1	0	0	0	1	11	15	13.50	1.500

PITCHER	IP	WLS	BF	H	R	ER	SO	BB	IBB	HBP	BLK	WP	HR	S	P	ERA	WHIP

San Diego Padres @ Montreal Expos

Olympic Stadium, Montreal, QB

Sun Aug 28 1983, 3:33 AM EDT

Att. 43,168 - Unknown

TOP

livebaseballscorecards.com

Batter	1	2	3	4	5	6	7	8	9	AB	R	H	RBI	BB	SO	LOB
Bobby Brown, S (1, 7) OBP: 0.376, SLG: 0.485	4-3		F8			4-3			F4-6-3 1B	4	0	1	0	0	0	0
Alan Wiggins, S (1, 3) (2, 8) OBP: 0.363, SLG: 0.337	2B			SSS K			F8		1-2 F4-6-3 1B	4	0	2	0	0	1	0
Tony Gwynn, L (1, 9) OBP: 0.333, SLG: 0.354	F6-3			F6-3			4-3 1B		1-2 2-3 F4-6-3	4	0	1	0	0	0	3
Terry Kennedy, L (1, 2) OBP: 0.343, SLG: 0.417	F8			F6			1-2 4-3		G3	4	0	0	0	0	0	3
Ruppert Jones, L (1, 8) OBP: 0.308, SLG: 0.390		CS 1B			4-3		BBBB 4-0 BB			1	0	1	0	0	0	0
Kurt Bevacqua, R (2, 3) OBP: 0.363, SLG: 0.373										1	0	0	0	1	0	0
Garry Templeton, S (1, 6) OBP: 0.288, SLG: 0.324		1-2 L5			4-3		G3			3	0	0	0	0	0	3
Luis Salazar, R (1, 5) OBP: 0.282, SLG: 0.369		F9			F7			F4		3	0	0	0	0	0	0
Juan Bonilla, R (1, 4) OBP: 0.314, SLG: 0.311			F6-3			4-3		F8		3	0	0	0	0	0	0
Eric Show, R (1, 1) OBP: 0.220, SLG: 0.211			F9			F3		3-1		2	0	0	0	0	0	0
Gary Lucas, L (7, 1)										0	0	0	0	0	0	0
Gene Richards, L (8, PH) OBP: 0.326, SLG: 0.390										1	0	0	0	0	0	0
Sid Monge, S (8, 1) OBP: 0.167, SLG: 0.167										0	0	0	0	0	0	0
Inning Stats	R: 0 E: 0 K: 0 S: 4 H: 1 LOB: 1 BB: 0 P: 4	R: 0 E: 0 K: 0 S: 3 H: 1 LOB: 0 BB: 0 P: 3	R: 0 E: 0 K: 0 S: 3 H: 0 LOB: 0 BB: 0 P: 3	R: 0 E: 0 K: 1 S: 5 H: 0 LOB: 0 BB: 0 P: 5	R: 0 E: 0 K: 0 S: 3 H: 0 LOB: 0 BB: 0 P: 3	R: 0 E: 0 K: 0 S: 3 H: 0 LOB: 0 BB: 0 P: 3	R: 0 E: 0 K: 0 S: 4 H: 1 LOB: 2 BB: 1 P: 8	R: 0 E: 0 K: 0 S: 3 H: 0 LOB: 0 BB: 0 P: 3	R: 0 E: 0 K: 0 S: 4 H: 2 LOB: 1 BB: 0 P: 4	1B: 4 2B: 1 3B: 0 HR: 0	SF: 0 SAC: 0 DP: 1 HBP: 0						

AB	30
R	0
H	5
RBI	0
BB	1
SO	1
LOB	9

WP: 0 PB: 0 SB: 0 CS: 1 PA: 31

PITCHER		IP	WLS	BF	H	R	ER	SO	BB	IBB	HBP	BLK	WP	HR	S	P	ERA	WHIP
Steve Rogers, R ERA: 2.93	(1, 1)	9.0	W	31	5	0	0	1	1	0	0	0	0	0	32	36	0.00	0.667

PITCHER	IP	WLS	BF	H	R	ER	SO	BB	IBB	HBP	BLK	WP	HR	S	P	ERA	WHIP

BOTTOM

San Diego Padres @ Montreal Expos

Olympic Stadium, Montreal, QB

Sun Aug 28 1983, 3:33 AM EDT

Att. 43,168 - Unknown

Batter	1	2	3	4	5	6	7	8	9	AB	R	H	RBI	BB	SO	LOB
Tim Raines, S (1, 7) OBP: 0.381, SLG: 0.418	0-0 1-3		0-0 2B (2-H)		0-0 5-3		BBBB 4-0 HR BB (1-2 2-3 3-H)	0-0 F7		4	1	1	2	1	0	0
Bryan Little, S (1, 4) OBP: 0.350, SLG: 0.309 Mike Vail, R (7, PH) OBP: 0.309, SLG: 0.333 Angel Salazar, R (8, 6) OBP: 0.250, SLG: 0.250	0-0 F9		BBBB 4-0 BB		0-0 4-3		SSS 0-3 K	0-0 1B		2 1 1	0 0 0	0 0 1	0 0 0	1 0 0	0 1 0	0 3 0
Andre Dawson, R (1, 8) OBP: 0.354, SLG: 0.573	SSS 0-3 K		0-0 F2			SSS 0-3 K	BBBB 4-0 HR BB (1-2 2-3 3-H)	0-0 F3		4	1	0	1	1	2	3
Al Oliver, L (1, 3) OBP: 0.346, SLG: 0.406		0-0 4-3	SSS 0-3 K			0-0 G3	0-0 HR (1-H 2-H 3-H)	0-0 F6		5	1	1	4	0	1	3
Gary Carter, R (1, 2) OBP: 0.339, SLG: 0.456		BBBB 4-0 BB (5-3)		0-0 1B (5-3 4-3)		BBBB 4-0 BB	SSS 0-3 K			2	0	1	0	2	1	0
Tim Wallach, R (1, 5) OBP: 0.353, SLG: 0.474		0-0 5-3 (1-2)		0-0 4-3 (1-2)		0-0 F8	0-0 1B 1B 1B			4	1	1	0	0	0	3
Warren Cromartie, L (1, 9) OBP: 0.339, SLG: 0.381		0-0 1-3		0-0 5-3 (2-3)			BBBB 4-0 2B BB BB 0-0 1B 1-3 1B			3	1	1	0	1	0	2
Doug Flynn, R (1, 6) OBP: 0.265, SLG: 0.294 (8, 4)			SSS 0-3 K	0-0 F6			0-0 BB BB 2B 0-0 1B 1-3 3-H			4	1	2	1	0	1	1
Steve Rogers, R (1, 1) OBP: 0.162, SLG: 0.153			0-0 2B 2B		0-0 F9		BBBB 4-0 BB BB HR BB 0-3 K			3	2	1	0	1	1	2
Inning Stats	R: 0 H: 0 E: 0 LOB: 0 K: 1 BB: 0 S: 5 P: 5	R: 0 H: 0 E: 0 LOB: 1 K: 0 BB: 1 S: 3 P: 7	R: 1 H: 2 E: 0 LOB: 2 K: 2 BB: 1 S: 9 P: 13	R: 0 H: 1 E: 0 LOB: 1 K: 0 BB: 0 S: 4 P: 4	R: 0 H: 0 E: 0 LOB: 0 K: 0 BB: 0 S: 3 P: 3	R: 0 H: 0 E: 0 LOB: 1 K: 1 BB: 1 S: 5 P: 9	R: 7 H: 5 E: 0 LOB: 2 K: 3 BB: 4 S: 14 P: 30	R: 0 H: 1 E: 0 LOB: 1 K: 0 BB: 0 S: 4 P: 4		1B: 5 SF: 0 2B: 3 SAC: 0 3B: 0 DP: 0 HR: 1 HBP: 0						WP: 0 PA: 40 PB: 0 SB: 0 CS: 0

livebaseballscorecards.com

	AB	33
	R	8
	H	9
	RBI	8
	BB	7
	SO	7
	LOB	17

PITCHER		IP	WLS	BF	H	R	ER	SO	BB	IBB	HBP	BLK	WP	HR	S	P	ERA	WHIP
Eric Show, R ERA: 3.75	(1, 1)	6.0	L	27	4	4	4	4	5	0	0	0	0	0	30	50	6.00	1.500
Gary Lucas, L ERA: 3.47	(7, 1)	1.0		9	4	4	4	3	2	0	0	0	0	1	13	21	36.00	6.000
Sid Monge, L ERA: 3.43	(8, 1)	1.0		4	1	0	0	0	0	0	0	0	0	0	4	4	0.00	1.000

PITCHER	IP	WLS	BF	H	R	ER	SO	BB	IBB	HBP	BLK	WP	HR	S	P	ERA	WHIP

Batter	1	2	3	4	5	6	7	8	9	AB	R	H	RBI	BB	SO	LOB
Max Venable, L (1, 7) OBP: 0.299, SLG: 0.402	4-3		K			1-3			K	4	0	0	0	0	2	0
Joel Youngblood, R (1, 4) OBP: 0.357, SLG: 0.502	1B		F7			F6-3			4-3	4	0	1	0	0	0	0
Jack Clark, R (1, 9) OBP: 0.352, SLG: 0.420	F9			1B		4-3			F3	4	0	1	0	0	0	1
Darrell Evans, L (1, 6) OBP: 0.384, SLG: 0.534	1-3			F5			F4-6-3			3	0	2	0	0	0	1
Chili Davis, S (1, 8) OBP: 0.320, SLG: 0.369	F2			F4-6-3			K			3	0	1	0	0	1	3
Tom O'Malley, L (1, 5) OBP: 0.327, SLG: 0.329		F7		F4-6-3			F4-6-3			3	0	0	0	0	0	3
Dave Bergman, L (1, 3) OBP: 0.348, SLG: 0.347		F7			F9			F6-4-3		3	0	1	0	0	0	0
Bob Brenly, R (1, 2) OBP: 0.300, SLG: 0.366		K			5-3			F6-4-3		3	0	0	0	0	1	1
Mike Krukow, R (1, 1) OBP: 0.200, SLG: 0.196			K		K			K		2	0	0	0	0	2	0
Duane Kuiper, L (8, PH) OBP: 0.360, SLG: 0.294										1	0	0	0	0	1	0
Renie Martin, R (8, 1) OBP: 0.364, SLG: 0.636										0	0	0	0	0	0	0
Inning Stats	R: 0 E: 0 K: 0 S: 5 H: 2 LOB: 2 BB: 0 P: 5	R: 0 E: 0 K: 1 S: 5 H: 0 LOB: 0 BB: 0 P: 5	R: 0 E: 0 K: 2 S: 7 H: 0 LOB: 0 BB: 0 P: 7	R: 0 E: 0 K: 0 S: 4 H: 2 LOB: 1 BB: 0 P: 4	R: 0 E: 0 K: 1 S: 5 H: 0 LOB: 0 BB: 0 P: 5	R: 0 E: 0 K: 0 S: 3 H: 0 LOB: 0 BB: 0 P: 3	R: 0 E: 0 K: 1 S: 5 H: 1 LOB: 0 BB: 0 P: 5	R: 0 E: 0 K: 1 S: 5 H: 1 LOB: 0 BB: 0 P: 5	R: 0 E: 0 K: 1 S: 5 H: 0 LOB: 0 BB: 0 P: 5	1B: 6 2B: 0 3B: 0 HR: 0 SF: 0 SAC: 0 DP: 3 HBP: 0						

PITCHER		IP	WLS	BF	H	R	ER	SO	BB	IBB	HBP	BLK	WP	HR	S	P	ERA	WHIP
Bryn Smith, R ERA: 2.47	(1, 1)	9.0	W	30	6	0	0	7	0	0	0	0	0	0	44	44	0.00	0.667

PITCHER		IP	WLS	BF	H	R	ER	SO	BB	IBB	HBP	BLK	WP	HR	S	P	ERA	WHIP

TOP

San Francisco Giants @ Montreal Expos

Olympic Stadium, Montreal, QB

Mon Aug 29 1983, 7:05 PM EDT

Att. 30,485 - Unknown

livebaseballscorecards.com

AB	30
R	0
H	6
RBI	0
BB	0
SO	7
LOB	9

Batter	1	2	3	4	5	6	7	8	9	AB	R	H	RBI	BB	SO	LOB
Tim Raines, S (1, 7) OBP: 0.381, SLG: 0.421	E S 1B 1B	3-1		K		SF7 3-H		1-3 2B		4	1	2	1	0	1	2
Manny Trillo, R (1, 4) OBP: 0.322, SLG: 0.347	1B E 1-H 1B		FC5-4 1B		HR	6-3		1-3		5	2	3	2	0	0	2
Andre Dawson, R (1, 8) OBP: 0.353, SLG: 0.569	F9		F6		F7		FC4-6 1B	F9		5	0	1	0	0	0	4
Al Oliver, L (1, 3) OBP: 0.347, SLG: 0.409	E 1-2 1B		F7		2B		FC4-6 FC6-4 1-2f			4	0	2	0	0	0	2
Tim Wallach, R (1, 5) OBP: 0.350, SLG: 0.470	F2		FC5-4 1-2f		F9		FC6-4 2B 1-2f			4	1	0	0	0	0	5
Warren Cromartie, L (1, 9) OBP: 0.344, SLG: 0.386	E9 1-3 2-H 1B			G3	IBB		1-H 2B			3	0	2	2	1	0	0
Bobby Ramos, R (1, 2) OBP: 0.375, SLG: 0.340	K			BB 1B	L6		4-3			4	0	1	0	0	1	5
Doug Flynn, R (1, 6) OBP: 0.267, SLG: 0.294		F5-3		BB 1-2		E4 SH2-4 SF7 1B		F8		3	1	1	0	1	0	0
Bryn Smith, R (1, 1) OBP: 0.190, SLG: 0.190		K		F9		SH2-4 2-3		2B 1B		3	0	1	0	0	1	2
Inning Stats	R: 2 E: 1 K: 1 S: 9 H: 4 LOB: 2 BB: 0 P: 9	R: 0 E: 0 K: 1 S: 5 H: 0 LOB: 0 BB: 0 P: 5	R: 0 E: 0 K: 0 S: 4 H: 1 LOB: 1 BB: 0 P: 4	R: 0 E: 0 K: 1 S: 6 H: 1 LOB: 2 BB: 1 P: 10	R: 1 E: 0 K: 0 S: 5 H: 2 LOB: 2 BB: 1 P: 9	R: 1 E: 1 K: 0 S: 4 H: 1 LOB: 0 BB: 0 P: 4	R: 1 E: 0 K: 0 S: 5 H: 2 LOB: 1 BB: 0 P: 5	R: 0 E: 0 K: 0 S: 5 H: 2 LOB: 2 BB: 0 P: 5		1B: 9 2B: 3 3B: 0 HR: 1	SF: 1 SAC: 1 DP: 0 HBP: 0					

PITCHER		IP	WLS	BF	H	R	ER	SO	BB	IBB	HBP	BLK	WP	HR	S	P	ERA	WHIP
Mike Krukow, R ERA: 3.45	(1, 1)	7.0	L	34	11	5	4	3	1	1	0	0	0	1	38	46	5.14	1.714
Renie Martin, R ERA: 4.48	(8, 1)	1.0		5	2	0	0	0	0	0	0	0	0	0	5	5	0.00	2.000

PITCHER	IP	WLS	BF	H	R	ER	SO	BB	IBB	HBP	BLK	WP	HR	S	P	ERA	WHIP

BOTTOM

San Francisco Giants @ Montreal Expos

Olympic Stadium, Montreal, QB

Mon Aug 29 1983, 7:05 PM EDT

Att. 30,485 - Unknown

livebaseballscorecards.com

AB	35
R	5
H	13
RBI	5
BB	2
SO	3
LOB	22

WP: 0 PB: 0 SB: 1 CS: 0 PA: 39

San Francisco Giants @ Montreal Expos

Olympic Stadium, Montreal, QB

Tue Aug 30 1983, 7:05 PM EDT

Att. 29,536 - Unknown

TOP

livebaseballscorecards.com

Batter	1	2	3	4	5	6	7	8	9	AB	R	H	RBI	BB	SO	LOB
Max Venable, L (1, 7) OBP: 0.292, SLG: 0.391	1-3	K		F9		K	F7		2B HR BB 1-2	5	0	0	0	0	2	2
Joel Youngblood, R (1, 4) OBP: 0.360, SLG: 0.504 (7, 7)	2B BB 1B		4-3		5-3	BB		6-3	HR 2B 1-3 2-H	5	2	2	1	1	0	0
Jack Clark, R (1, 9) OBP: 0.356, SLG: 0.429	BB PB 2B 1-3		F6-3		BLK 2B BB	1-3		2B BB	2-H 3-H HR	4	3	2	3	2	0	1
Darrell Evans, L (1, 6) OBP: 0.385, SLG: 0.531 Brad Wellman, R (7, 4) OBP: 0.314, SLG: 0.265	PB BB BB		BB		K 1-2		4-3	2B 1-3	F8	2	0	0	0	2	1	1
Chili Davis, S (1, 8) OBP: 0.321, SLG: 0.368	K		F9		2B BB		E7 HR 1B	K		4	2	1	0	1	2	6
Tom O'Malley, L (1, 5) OBP: 0.331, SLG: 0.332	PB BB 1-2 2-3 3-H			F5	1B 2B 1-H 2-H		HR HBP	K		3	2	1	3	1	1	2
Dave Bergman, L (1, 3) OBP: 0.368, SLG: 0.430	K 1-2 2-3 3-H			HR	1B 2-H		HR 1-H 2-H		BB 1B 2B	5	3	4	5	0	1	2
Bob Brenly, R (1, 2) OBP: 0.302, SLG: 0.367		CS 1B		SH1-4 1B	4-3		F7		K	5	0	2	0	0	1	2
Mark Davis, L (1, 1) OBP: 0.227, SLG: 0.105 Greg Minton, S (7, 1) OBP: 0.444, SLG: 0.375		F3 1-2		SH1-4 1-2		F8	BB		K	2	0	0	0	1	0	1
										1	0	0	0	0	1	1

	AB	R	H	RBI	BB	SO	LOB
AB	38						
R		13					
H			13				
RBI				12			
BB					9		
SO						9	
LOB							18

Inning Stats	1	2	3	4	5	6	7	8	9
	R: 2 E: 0 K: 2 S: 9	H: 2 LOB: 2 BB: 2 P: 17	R: 0 E: 0 K: 1 S: 5	H: 1 LOB: 0 BB: 0 P: 5	R: 0 E: 0 K: 0 S: 3	H: 0 LOB: 1 BB: 1 P: 7	R: 1 E: 0 K: 0 S: 5	H: 2 LOB: 1 BB: 0 P: 5	R: 3 E: 0 K: 1 S: 7	H: 2 LOB: 1 BB: 2 P: 15	R: 0 E: 0 K: 1 S: 5	H: 0 LOB: 1 BB: 1 P: 9	R: 3 E: 1 K: 0 S: 5	H: 2 LOB: 1 BB: 1 P: 10	R: 0 E: 0 K: 2 S: 8	H: 1 LOB: 2 BB: 1 P: 12	R: 4 E: 0 K: 2 S: 10	H: 3 LOB: 0 BB: 1 P: 14

	1B	SF	WP	PA
	6	0	0	49
	2B	4	SAC	1
	3B	0	DP	0
	HR	3	HBP	1
			PB	1
			SB	0
			CS	1

PITCHER		IP	WLS	BF	H	R	ER	SO	BB	IBB	HBP	BLK	WP	HR	S	P	ERA	WHIP
Ray Burris, R ERA: 3.35	(1, 1)	4.2	L	24	6	6	5	4	5	0	0	1	0	1	27	47	9.64	2.357
Bob James, R ERA: 5.1	(5, 1)	2.1		13	3	3	3	1	2	0	1	0	0	1	12	21	11.57	2.143
Jeff Reardon, R ERA: 3.04	(8, 1)	1.0		5	1	0	0	2	1	0	0	0	0	0	8	12	0.00	2.000
Greg Bargar, R ERA: 6.32	(9, 1)	1.0		7	3	4	4	2	1	0	0	0	0	1	10	14	36.00	4.000

PITCHER		IP	WLS	BF	H	R	ER	SO	BB	IBB	HBP	BLK	WP	HR	S	P	ERA	WHIP

Batter	1	2	3	4	5	6	7	8	9	AB	R	H	RBI	BB	SO	LOB
Tim Raines, S (1, 7) OBP: 0.380, SLG: 0.418	G5-4-3, E, BB, 1B		G6-4-3 1-2f		E4, CS 1-3		G4-6-3 1-2f 2-3		4-3	5	1	1	0	0	0	4
Manny Trillo, R (1, 4) OBP: 0.322, SLG: 0.344 Jeff Reardon, R (8, 1) OBP: 0.143, SLG: 0.143 Mike Vail, R (9, 9) OBP: 0.309, SLG: 0.333	BBBB G5-4-3, BB 1-2		E6, HBP		SSS K 1-2 3-H		5-3			3 0 0	0 0 0	0 0 0	0 0 0	1 0 0	1 0 0	2 0 0
Andre Dawson, R (1, 8) OBP: 0.354, SLG: 0.567 Terry Francona, L (9, 3) OBP: 0.224, SLG: 0.252	G5-4-3 1-2f 2-3		FC4-6, HBP 1-2		1B			F7		3 0	0 0	1 0	0 0	0 0	0 0	2 0
Al Oliver, L (1, 3) OBP: 0.344, SLG: 0.406 Greg Bargar, R (9, 1) OBP: 0.200, SLG: 0.200	E8 3-H		FC4-6 1-2f		SSS K			5-3		4 0	0 0	0 0	0 0	0 0	1 0	3 0
Tim Wallach, R (1, 5) OBP: 0.349, SLG: 0.467	SSS K			F7		3-1		BBBB 1B, BB		3	0	0	0	1	1	1
Jim Wohlford, R (1, 9) OBP: 0.309, SLG: 0.378 (9, 8)		1-3		WP 1B	SSS K			1-2 1B		4	0	2	0	0	1	0
Bobby Ramos, R (1, 2) OBP: 0.350, SLG: 0.314		SSS K		SSS K 1-2		5-3		4-3		4	0	0	0	0	2	3
Doug Flynn, R (1, 6) OBP: 0.266, SLG: 0.292 Bob James, R (5, 1) Angel Salazar, R (7, PH) OBP: 0.300, SLG: 0.222 (8, 6)		F5-3		SSS K			BBBB G4-6-3, 1B, BB		5-3	2 0 1	0 0 0	0 0 0	0 0 0	0 0 1	1 0 0	1 0 0
Ray Burris, R (1, 1) OBP: 0.300, SLG: 0.297 Chris Speier, R (5, 6) OBP: 0.330, SLG: 0.325 (8, 4)			BBBB G6-4-3, BB	BBBB E, CS, BB			1-2 G4-6-3 1B		5-3	0 2	0 1	0 1	0 0	1 1	0 0	0 0
Inning Stats	R: 1 E: 1 K: 1 S: 6 H: 1 LOB: 1 BB: 1 P: 10	R: 0 E: 0 K: 1 S: 5 H: 0 LOB: 0 BB: 0 P: 5	R: 0 E: 1 K: 0 S: 3 H: 0 LOB: 2 BB: 1 P: 8	R: 0 E: 0 K: 2 S: 8 H: 1 LOB: 1 BB: 0 P: 8	R: 1 E: 1 K: 2 S: 8 H: 1 LOB: 1 BB: 1 P: 12	R: 0 E: 0 K: 1 S: 5 H: 0 LOB: 0 BB: 0 P: 5	R: 0 E: 0 K: 0 S: 3 H: 1 LOB: 1 BB: 1 P: 7	R: 0 E: 0 K: 0 S: 4 H: 1 LOB: 2 BB: 1 P: 8	R: 0 E: 0 K: 0 S: 3 H: 0 LOB: 0 BB: 0 P: 3	1B: 5 2B: 0 3B: 0 HR: 0 SF: 0 SAC: 0 DP: 3 HBP: 1						

PITCHER		IP	WLS	BF	H	R	ER	SO	BB	IBB	HBP	BLK	WP	HR	S	P	ERA	WHIP
Mark Davis, L ERA: 4.19	(1, 1)	6.0	W	26	3	2	0	7	4	0	1	0	1	0	35	52	0.00	1.167
Greg Minton, R ERA: 3.51	(7, 1)	3.0	S	11	2	0	0	0	1	0	0	0	0	0	10	14	0.00	1.000

PITCHER	IP	WLS	BF	H	R	ER	SO	BB	IBB	HBP	BLK	WP	HR	S	P	ERA	WHIP

BOTTOM

San Francisco Giants @ Montreal Expos

Olympic Stadium, Montreal, QB

Tue Aug 30 1983, 7:05 PM EDT

Att. 29,536 - Unknown

livebaseballscorecards.com

AB	31
R	2
H	5
RBI	0
BB	5
SO	7
LOB	16

1B: 5	SF: 0	WP: 1	PA: 37
2B: 0	SAC: 0	PB: 0	
3B: 0	DP: 3	SB: 0	
HR: 0	HBP: 1	CS: 2	

Batter	1	2	3	4	5	6	7	8	9	AB	R	H	RBI	BB	SO	LOB
Chili Davis, S (1, 8) OBP: 0.319, SLG: 0.365	F4	F9			F9			K		4	0	0	0	0	1	1
Joel Youngblood, R (1, 4) OBP: 0.355, SLG: 0.496	F3		F9		F6			F9		4	0	0	0	0	0	0
Jack Clark, R (1, 9) OBP: 0.355, SLG: 0.426	F6		BBBB BB		F2			K		3	0	0	0	1	1	0
Darrell Evans, L (1, 6) OBP: 0.386, SLG: 0.533		1B 2B 1B	F3			F8			2B	4	1	2	0	0	0	1
Jeffrey Leonard, R (1, 7) OBP: 0.322, SLG: 0.481		SSS K	F9			F2			F7	4	0	0	0	0	1	3
Tom O'Malley, L (1, 5) OBP: 0.330, SLG: 0.331		2B E 1B 1-3		F7		F6-3			F2	4	1	1	0	0	0	1
Dave Bergman, L (1, 3) OBP: 0.367, SLG: 0.437 Steve Nicosia, R (9, PH) OBP: 0.213, SLG: 0.271 Max Venable, L (9, PH) OBP: 0.291, SLG: 0.389		E 2B 1-3 3-H		G3			F7		F6	3 0 1	1 0 0	1 0 0	1 0 0	0 0 0	0 0 0	0 0 1
Bob Brenly, R (1, 2) OBP: 0.303, SLG: 0.371		F8		2B			F7			3	0	1	0	0	0	2
Fred Breining, R (1, 1) OBP: 0.175, SLG: 0.150		E9 2-H 3-H 1B		SSS K			SSS K			3	0	1	2	0	2	1
Inning Stats	R: 0 E: 0 K: 0 S: 3 H: 0 LOB: 0 BB: 0 P: 3	R: 3 E: 1 K: 1 S: 9 H: 4 LOB: 1 BB: 0 P: 9	R: 0 E: 0 K: 0 S: 3 H: 0 LOB: 1 BB: 1 P: 7	R: 0 E: 0 K: 1 S: 6 H: 1 LOB: 1 BB: 0 P: 6	R: 0 E: 0 K: 0 S: 3 H: 0 LOB: 0 BB: 0 P: 3	R: 0 E: 0 K: 0 S: 3 H: 0 LOB: 0 BB: 0 P: 3	R: 0 E: 0 K: 1 S: 5 H: 0 LOB: 0 BB: 0 P: 5	R: 0 E: 0 K: 2 S: 7 H: 0 LOB: 0 BB: 0 P: 7	R: 0 E: 0 K: 0 S: 4 H: 1 LOB: 1 BB: 0 P: 4	1B: 3 2B: 3 3B: 0 HR: 0 SF: 0 SAC: 0 DP: 0 HBP: 0						

PITCHER		IP	WLS	BF	H	R	ER	SO	BB	IBB	HBP	BLK	WP	HR	S	P	ERA	WHIP
Bill Gullickson, R ERA: 3.81	(1, 1)	8.1	W	32	6	3	3	5	1	0	0	0	0	0	41	45	3.24	0.840
Dan Schatzeder, L ERA: 3.03	(9, 1)	0.1		1	0	0	0	0	0	0	0	0	0	0	1	1	0.00	0.000
Jeff Reardon, R ERA: 3.03	(9, 1)	0.1	S	1	0	0	0	0	0	0	0	0	0	0	1	1	0.00	0.000

PITCHER	IP	WLS	BF	H	R	ER	SO	BB	IBB	HBP	BLK	WP	HR	S	P	ERA	WHIP

TOP

San Francisco Giants @ Montreal Expos

Olympic Stadium, Montreal, QB

Wed Aug 31 1983, 7:05 PM EDT

Att. 22,883 - Unknown

livebaseballscorecards.com

AB	33
R	3
H	6
RBI	3
BB	1
SO	5
LOB	10

WP: 0	PA: 34
PB: 0	
SB: 0	
CS: 0	

Batter	1	2	3	4	5	6	7	8	9	AB	R	H	RBI	BB	SO	LOB
Tim Raines, S (1, 7) OBP: 0.379, SLG: 0.416	BBBB 4-0 4-3 S 4-3 BB		x 0-0 ① 1-3		x 0-0 ① 4-3		SSS 0-3 ① K			3	1	0	0	1	1	0
Manny Trillo, R (1, 4) OBP: 0.321, SLG: 0.341	x 0-0 ① 4-3 1-3		SSS 0-3 ② K		BBBB 4-0 BB		x 0-0 ② F8			3	0	0	0	1	1	1
Andre Dawson, R (1, 8) OBP: 0.351, SLG: 0.563	x 0-0 ② 4-3 3-H		x 0-0 ③ F4		SSS 0-3 ② K		x 0-0 ③ F5			4	0	0	1	0	1	1
Al Oliver, L (1, 3) OBP: 0.347, SLG: 0.408	x 0-0 ③ 1B			x 0-0 2B FC6-4 1B	x 0-0 ③ 3-1			x 0-0 SH2-4 1B		4	1	3	0	0	0	1
Gary Carter, R (1, 2) OBP: 0.339, SLG: 0.453		x 0-0 ① F4		SSS 0-3 ① K		BBBB 4-0 5-3 BB		x 0-0 ① SH2-4 1-2		2	0	0	0	1	1	1
Tim Wallach, R (1, 5) OBP: 0.349, SLG: 0.468		x 0-0 ② F5		x 0-0 1-3 E 2B		SSS 0-3 ① K		SSS 0-3 ② K		4	1	1	0	0	2	2
Warren Cromartie, L (1, 9) OBP: 0.348, SLG: 0.390		x 0-0 1B 2B		4-0 FC6-4 IBB		x 0-0 ② 5-3 1-2		4-0 IBB		2	1	1	0	2	0	1
Doug Flynn, R (1, 6) OBP: 0.268, SLG: 0.293 Jeff Reardon, R (9, 1) OBP: 0.143, SLG: 0.143		x 0-0 2-H 1B		x 0-0 ② FC6-4 1-2f 2-H 3-H		4-0 IBB		x 0-0 ③ F6-3		3 0	0 0	1 0	2 0	1 0	0 0	3 0
Bill Gullickson, R (1, 1) OBP: 0.118, SLG: 0.123 Dan Schatzeder, L (9, 1) OBP: 0.200, SLG: 0.200 Angel Salazar, R (9, 6) OBP: 0.300, SLG: 0.222		SSS 0-3 ③ K		SSS 0-3 ③ K		x 0-0 ③ 5-3				3 0 0	0 0 0	0 0 0	0 0 0	0 0 0	2 0 0	4 0 0
Inning Stats	R: 1 H: 1 E: 0 LOB: 1 K: 0 BB: 1 S: 3 P: 7	R: 1 H: 2 E: 0 LOB: 1 K: 1 BB: 0 S: 7 P: 7	R: 0 H: 0 E: 0 LOB: 0 K: 1 BB: 0 S: 5 P: 5	R: 2 H: 2 E: 1 LOB: 1 K: 2 BB: 1 S: 9 P: 13	R: 0 H: 0 E: 0 LOB: 1 K: 1 BB: 1 S: 5 P: 9	R: 0 H: 0 E: 0 LOB: 2 K: 1 BB: 2 S: 5 P: 13	R: 0 H: 0 E: 0 LOB: 0 K: 1 BB: 0 S: 5 P: 5	R: 0 H: 1 E: 0 LOB: 2 K: 1 BB: 1 S: 6 P: 10		1B: 4 SF: 0 2B: 2 SAC: 1 3B: 0 DP: 0 HR: 0 HBP: 0						

PITCHER	IP	WLS	BF	H	R	ER	SO	BB	IBB	HBP	BLK	WP	HR	S	P	ERA	WHIP
Fred Breining, R (1, 1) ERA: 4.01	8.0	L	35	6	4	3	8	3	3	0	0	0	0	45	69	3.38	1.125

PITCHER	IP	WLS	BF	H	R	ER	SO	BB	IBB	HBP	BLK	WP	HR	S	P	ERA	WHIP

BOTTOM

San Francisco Giants @ Montreal Expos

Olympic Stadium, Montreal, QB

Wed Aug 31 1983, 7:05 PM EDT

Att. 22,883 - Unknown

livebaseballscorecards.com

AB	28
R	4
H	6
RBI	3
BB	6
SO	8
LOB	14

PA: 35

WP: 0
PB: 0
SB: 1
CS: 0

Los Angeles Dodgers @ Montreal Expos

Olympic Stadium, Montreal, QB

Thu Sep 01 1983, 7:05 PM EDT

Att. 30,428 - Unknown

TOP

livebaseballscorecards.com

Batter	1	2	3	4	5	6	7	8	9	AB	R	H	RBI	BB	SO	LOB
Steve Sax, R (1, 4) OBP: 0.345, SLG: 0.355	F8		F9			BB	2B			3	1	1	0	1	0	0
Bill Russell, R (1, 6) OBP: 0.320, SLG: 0.310	K			F6		BB 1B 1B		F6-3		4	1	1	0	0	1	0
Dusty Baker Jr., R (1, 7) OBP: 0.351, SLG: 0.405	S BB			K		1B BB		HR		3	1	2	1	1	1	0
Pedro Guerrero, R (1, 5) OBP: 0.364, SLG: 0.522	K			F8		1B BB		CS BB		2	0	0	1	2	1	1
Ken Landreaux, L (1, 8) OBP: 0.335, SLG: 0.478		K			F9	F6-4-3		K		4	0	1	1	0	2	1
Mike Marshall, R (1, 9) OBP: 0.345, SLG: 0.426		K			1B	K		CS	E5	4	0	1	0	0	2	3
Greg Brock, L (1, 3) OBP: 0.322, SLG: 0.407		1-3			1B	F6-4-3		K	K	4	0	1	0	0	1	4
Steve Yeager, R (1, 2) OBP: 0.263, SLG: 0.405			K		F8	F8		F8		3	0	0	0	0	1	2
Sid Bream, L (9, PH)										1	0	0	0	0	0	1
Rick Honeycutt, L (1, 1) OBP: 0.125, SLG: 0.125										1	0	0	0	0	0	0
Rick Monday, L (5, PH) OBP: 0.379, SLG: 0.436										1	0	0	0	0	1	2
Burt Hooton, R (5, 1) OBP: 0.216, SLG: 0.208										0	0	0	0	0	0	0
R.J. Reynolds, S (7, PH)										1	0	0	0	0	0	0
Orel Hershiser, R (7, 1)			F9		K	F6		K	K	0	0	0	0	0	0	0
Joe Beckwith, L (8, 1)										0	0	0	0	0	0	0
Derrel Thomas, S (9, PH) OBP: 0.345, SLG: 0.331										1	0	0	0	0	1	1
Inning Stats	R: 0 E: 0 K: 2 S: 7 H: 0 LOB: 1 BB: 1 P: 11	R: 0 E: 0 K: 2 S: 7 H: 0 LOB: 0 BB: 0 P: 7	R: 0 E: 0 K: 1 S: 5 H: 0 LOB: 0 BB: 0 P: 5	R: 0 E: 0 K: 1 S: 5 H: 0 LOB: 0 BB: 0 P: 5	R: 0 E: 0 K: 1 S: 7 H: 2 LOB: 2 BB: 0 P: 7	R: 2 E: 0 K: 1 S: 7 H: 3 LOB: 2 BB: 2 P: 15	R: 0 E: 0 K: 0 S: 3 H: 1 LOB: 1 BB: 0 P: 3	R: 1 E: 0 K: 1 S: 5 H: 1 LOB: 0 BB: 1 P: 9	R: 0 E: 1 K: 2 S: 8 H: 0 LOB: 1 BB: 0 P: 8	1B: 5 2B: 1 3B: 0 HR: 1 SF: 0 SAC: 0 DP: 1 HBP: 0	WP: 0 PB: 0 SB: 1 CS: 1 PA: 37					

	AB	32
	R	3
	H	7
	RBI	3
	BB	4
	SO	11
	LOB	15

PITCHER		IP	WLS	BF	H	R	ER	SO	BB	IBB	HBP	BLK	WP	HR	S	P	ERA	WHIP
Charlie Lea, R ERA: 3.1	(1, 1)	5.0	W	23	5	2	2	7	3	0	0	0	0	0	34	46	3.60	1.600
Bob James, R ERA: 5.01	(6, 1)	2.1		8	2	1	1	1	1	0	0	0	0	1	9	13	3.86	1.286
Dan Schatzeder, L ERA: 3.01	(8, 1)	0.1		1	0	0	0	1	0	0	0	0	0	0	3	3	0.00	0.000
Jeff Reardon, R ERA: 2.97	(8, 1)	1.1	S	4	0	0	0	2	0	0	0	0	0	0	8	8	0.00	0.000

PITCHER		IP	WLS	BF	H	R	ER	SO	BB	IBB	HBP	BLK	WP	HR	S	P	ERA	WHIP

Batter	1	2	3	4	5	6	7	8	9	AB	R	H	RBI	BB	SO	LOB
Tim Raines, S (1, 7) OBP: 0.383, SLG: 0.419	F7		1B 2B	S BB		BB		G5-2-3 E 1B 1-2 2-3		3	2	2	0	2	0	0
Manny Trillo, R (1, 4) OBP: 0.322, SLG: 0.342	FC1-4 1B		2B 6-3 1B 2-H	6-3 1-2		F8		G5-2-3 1-2 2-3 3-Hf		5	1	2	1	0	0	6
Andre Dawson, R (1, 8) OBP: 0.353, SLG: 0.564	FC1-4 S 1B 1-2f		2B 2B 1-3	IBB		FC5 2-3f		E IBB		3	3	1	0	2	0	3
Gary Carter, R (1, 2) OBP: 0.337, SLG: 0.451	1B 1-H		6-3 3-H	L7			6-3	E7 1-H 2-H 3-H		5	0	1	2	0	0	3
Al Oliver, L (1, 3) OBP: 0.348, SLG: 0.409	1-3		FC6-4 2B 2-H		2-3		1-3	IBB		4	0	1	1	1	0	1
Tim Wallach, R (1, 5) OBP: 0.350, SLG: 0.467		FC1-6 1B	IBB		F7		K	K		3	0	1	0	1	1	0
Jeff Reardon, R (8, 1) OBP: 0.125, SLG: 0.125										1	0	0	0	0	1	2
Jim Wohlford, R (1, 9) OBP: 0.307, SLG: 0.382		L4	FC6-4 FC6-4 1-2f 2-3		K			SH 2B		4	1	1	0	0	1	3
Doug Flynn, R (1, 6) OBP: 0.266, SLG: 0.290		FC1-6 1-2f	FC6-4 1-2f			F4		SH 1B 1B G5-2-3 2-3		3	0	0	0	0	0	3
Charlie Lea, R (1, 1) OBP: 0.115, SLG: 0.085		K		1-3		FC5 BB 1B		G5-2-3 1B E 1-2 3-H		2	0	0	0	0	1	1
Bob James, R (6, 1) OBP: 0.500, SLG: 0.500										1	0	1	0	0	0	0
Dan Schatzeder, L (8, 1) OBP: 0.200, SLG: 0.200										0	0	0	0	0	0	0
Chris Speier, R (8, 5) OBP: 0.332, SLG: 0.328										1	1	1	1	0	0	0
Inning Stats	R: 1 E: 0 K: 0 S: 5 H: 2 LOB: 1 BB: 0 P: 5	R: 0 E: 0 K: 1 S: 6 H: 1 LOB: 1 BB: 0 P: 6	R: 3 E: 0 K: 0 S: 7 H: 4 LOB: 2 BB: 1 P: 11	R: 0 E: 0 K: 0 S: 3 H: 0 LOB: 2 BB: 2 P: 11	R: 0 E: 0 K: 1 S: 5 H: 0 LOB: 0 BB: 0 P: 5	R: 0 E: 0 K: 0 S: 4 H: 1 LOB: 2 BB: 1 P: 8	R: 0 E: 0 K: 1 S: 5 H: 0 LOB: 0 BB: 0 P: 5	R: 4 E: 1 K: 1 S: 9 H: 3 LOB: 2 BB: 2 P: 17		1B: 7 2B: 4 3B: 0 HR: 0	SF: 0 SAC: 1 DP: 1 HBP: 0					

PITCHER		IP	WLS	BF	H	R	ER	SO	BB	IBB	HBP	BLK	WP	HR	S	P	ERA	WHIP
Rick Honeycutt, L ERA: 2.4	(1, 1)	4.0	L	22	7	4	4	1	1	2	0	0	0	0	21	33	9.00	2.000
Burt Hooton, R ERA: 4.05	(5, 1)	2.0		8	1	0	0	1	1	0	0	0	0	0	9	13	0.00	1.000
Orel Hershiser, R ERA: 9.0	(7, 1)	1.0		6	2	3	1	1	0	0	0	0	0	0	8	8	9.00	2.000
Joe Beckwith, R ERA: 3.68	(8, 1)	1.0		6	1	1	0	1	0	2	0	0	0	0	6	14	0.00	1.000

PITCHER	IP	WLS	BF	H	R	ER	SO	BB	IBB	HBP	BLK	WP	HR	S	P	ERA	WHIP

BOTTOM

Los Angeles Dodgers @ Montreal Expos

Olympic Stadium, Montreal, QB

Thu Sep 01 1983, 7:05 PM EDT

Att. 30,428 - Unknown

livebaseballscorecards.com

AB	35
R	8
H	11
RBI	5
BB	6
SO	4
LOB	22

Batter	1	2	3	4	5	6	7	8	9	AB	R	H	RBI	BB	SO	LOB
Steve Sax, R (1, 4) OBP: 0.346, SLG: 0.358	0-0 SH5-3 2B 2B	0-0 ① FC6-4 CS 1-2f		0-0 ② SF7 3-H		0-0 ② F6-3			0-0 SH1-4 1B	4	1	2	1	0	0	1
Bill Russell, R (1, 6) OBP: 0.320, SLG: 0.310	0-0 ① SH5-3 2-3	0-0 ② 1-2 1B		0-0 ③ L4		0-0 ③ F6-3			0-0 ① SH1-4 1-2	3	0	1	0	0	0	1
Dusty Baker Jr., R (1, 7) OBP: 0.352, SLG: 0.408 Derrel Thomas, S (7, PR) OBP: 0.344, SLG: 0.329 (7, 7) (9, 8)	0-0 1B 2B 3-H	0-0 ③ 1-4-3			0-0 ① F7		0-0 L5-4 1B 1B	S S S	0-3 ② K	4 1	1 0	2 0	1 0	0 0	0 1	1 1
Pedro Guerrero, R (1, 5) OBP: 0.368, SLG: 0.529 German Rivera, R (9, 5)	B B B B 4-0 HBP 1B BB		0-0 ① F7		0-0 HR		0-0 1-2 1B	I I I I	4-0 IBB	3 0	1 0	2 0	1 0	2 0	0 0	0 0
Ken Landreaux, L (1, 8) OBP: 0.332, SLG: 0.473 Cecil Espy, S (8, 8) Rick Monday, L (9, PH) OBP: 0.376, SLG: 0.433 R.J. Reynolds, S (9, 7)	S S S 0-3 ② K	0-0 ② 3-1			0-0 ② P5		0-0 ① F5		0-0 ③ F9	4 0 1 0	0 0 0 0	0 0 0 0	0 0 0 0	1 0 0 0	4 0 2 0	4 0 2 0
Mike Marshall, R (1, 9) OBP: 0.347, SLG: 0.429	0-0 HBP 1B 1-2 2-H		S S S 0-3 ③ K		0-0 2B		0-0 ② ③ L5-4 2-3			4	0	2	1	0	1	2
Greg Brock, L (1, 3) OBP: 0.326, SLG: 0.406	H 1-0 HBP 1-2 2-3			B B B B 4-0 SH5-4 1B SF7 BB	I I I I 4-0 IBB			S S S 0-3 ① K		1	1	0	0	2	1	0
Jack Fimple, R (1, 2) OBP: 0.271, SLG: 0.348	S S S 0-3 ③ K			0-0 SH5-4 1B 1-2	0-0 ③ F7			S S S 0-3 ② K		4	0	1	0	0	2	5
Jerry Reuss, L (1, 1) OBP: 0.271, SLG: 0.263		0-0 FC6-4 1B		0-0 ① SH5-4 1-2 2-3		S S S 0-3 ① K		S S S 0-3 ③ K		3	0	1	0	0	2	0
Inning Stats	R: 2 E: 0 K: 2 S: 10 H: 3 LOB: 3 BB: 1 P: 15	R: 0 E: 0 K: 0 S: 4 H: 2 LOB: 1 BB: 0 P: 4	R: 0 E: 0 K: 1 S: 5 H: 0 LOB: 0 BB: 0 P: 5	R: 1 E: 0 K: 0 S: 4 H: 1 LOB: 1 BB: 1 P: 8	R: 1 E: 0 K: 0 S: 5 H: 2 LOB: 2 BB: 1 P: 9	R: 0 E: 0 K: 1 S: 5 H: 0 LOB: 0 BB: 0 P: 5	R: 0 E: 0 K: 0 S: 4 H: 2 LOB: 1 BB: 0 P: 4	R: 0 E: 0 K: 3 S: 9 H: 0 LOB: 0 BB: 0 P: 9	R: 0 E: 0 K: 1 S: 6 H: 1 LOB: 2 BB: 1 P: 10	1B: 7 2B: 4 3B: 0 HR: 1 SF: 1 SAC: 3 DP: 1 HBP: 1						

PITCHER		IP	WLS	BF	H	R	ER	SO	BB	IBB	HBP	BLK	WP	HR	S	P	ERA	WHIP
Steve Rogers, R ERA: 3.01	(1, 1)	6.0	L	29	8	4	4	4	2	1	1	0	0	1	33	46	6.00	1.667
Scott Sanderson, R ERA: 4.5	(7, 1)	2.0		7	2	0	0	3	0	0	0	0	0	0	13	13	0.00	1.000
Bob James, R ERA: 4.86	(9, 1)	1.0		5	1	0	0	1	0	1	0	0	0	0	6	10	0.00	1.000

PITCHER	IP	WLS	BF	H	R	ER	SO	BB	IBB	HBP	BLK	WP	HR	S	P	ERA	WHIP

TOP

Los Angeles Dodgers @ Montreal Expos

Olympic Stadium, Montreal, QB

Fri Sep 02 1983, 7:05 PM EDT

Att. 41,198 - Unknown

livebaseballscorecards.com

AB	32
R	4
H	11
RBI	4
BB	4
SO	8
LOB	17

WP: 0	PB: 0	SB: 0	CS: 1	PA: 41														

BOTTOM

Los Angeles Dodgers @ Montreal Expos

Olympic Stadium, Montreal, QB

Fri Sep 02 1983, 7:05 PM EDT

Att. 41,198 - Unknown

livebaseballscorecards.com

Batter	1	2	3	4	5	6	7	8	9	AB	R	H	RBI	BB	SO	LOB
Tim Raines, S (1, 7) OBP: 0.382, SLG: 0.417	BBBB 4-0 FC6-4 BB		x 0-0 ③ 5-3			x 0-0 ② 6-3		x 0-0 ③ F8		3	0	0	0	1	0	2
Manny Trillo, R (1, 4) OBP: 0.319, SLG: 0.338	x 0-0 ① FC6-4 G1-4-3 1-2f			x 0-0 ① 5-3		SSS 0-3 ③ K			x 0-0 ① L4	4	0	0	0	0	1	1
Andre Dawson, R (1, 8) OBP: 0.354, SLG: 0.567	x 0-0 ②③ G1-4-3 1-2f			x 0-0 E7 2B			x 0-0 E G6-4-3 2B		x 0-0 ② 1-4-3	4	1	2	0	0	0	1
Gary Carter, R (1, 2) OBP: 0.335, SLG: 0.446		x 0-0 ① L1		SSS 0-3 ② K			x 0-0 E5 G6-4-3 2-3		SSS 0-3 ③ K	4	0	0	0	0	2	2
Al Oliver, L (1, 3) OBP: 0.346, SLG: 0.407		x 0-0 ② 1-3		SSS 0-3 ③ K			x 0-0 ①② G6-4-3 1-2f 3-H			3	0	0	0	0	1	2
Tim Wallach, R (1, 5) OBP: 0.348, SLG: 0.464		x 0-0 ③ F8			x 0-0 ① 6-3		SSS 0-3 ③ K			3	0	0	0	0	1	0
Jim Wohlford, R (1, 9) OBP: 0.315, SLG: 0.389			x 0-0 SH1-4 1B		x 0-0 ② P6			x 0-0 F5-4-3 1B		3	0	2	0	0	0	0
Doug Flynn, R (1, 6) OBP: 0.264, SLG: 0.288			x 0-0 ① F7		x 0-0 ③ F4-3			x 0-0 ①② F5-4-3 1-2		3	0	0	0	0	0	2
Steve Rogers, R (1, 1) OBP: 0.162, SLG: 0.153			x 0-0 ② SH1-4 1-2			x 0-0 ① L4		x 0-0 2B		0	0	0	0	0	0	0
Mike Fuentes, R (6, PH)										1	0	0	0	0	0	0
Scott Sanderson, R (7, 1) OBP: 0.182, SLG: 0.273										0	0	0	0	0	0	0
Mike Vail, R (8, PH) OBP: 0.317, SLG: 0.356										1	0	1	0	0	0	0
Bob James, R (9, 1) OBP: 0.500, SLG: 0.500										0	0	0	0	0	0	0
Inning Stats	R: 0 E: 0 K: 0 S: 2 H: 0 LOB: 0 BB: 1 P: 6	R: 0 E: 0 K: 0 S: 3 H: 0 LOB: 0 BB: 0 P: 3	R: 0 E: 0 K: 0 S: 4 H: 1 LOB: 1 BB: 0 P: 4	R: 0 E: 1 K: 2 S: 8 H: 1 LOB: 1 BB: 0 P: 8	R: 0 E: 0 K: 0 S: 3 H: 0 LOB: 0 BB: 0 P: 3	R: 0 E: 0 K: 1 S: 5 H: 0 LOB: 0 BB: 0 P: 5	R: 1 E: 1 K: 1 S: 6 H: 1 LOB: 0 BB: 0 P: 6	R: 0 E: 0 K: 0 S: 4 H: 2 LOB: 1 BB: 0 P: 4	R: 0 E: 0 K: 1 S: 5 H: 0 LOB: 0 BB: 0 P: 5	1B: 2 2B: 3 3B: 0 HR: 0	SF: 0 SAC: 1 DP: 3 HBP: 0						

PITCHER	IP	WLS	BF	H	R	ER	SO	BB	IBB	HBP	BLK	WP	HR	S	P	ERA	WHIP
Jerry Reuss, L (1, 1) ERA: 2.97	9.0	W	31	5	1	0	5	1	0	0	0	0	0	40	44	0.00	0.667

PITCHER	IP	WLS	BF	H	R	ER	SO	BB	IBB	HBP	BLK	WP	HR	S	P	ERA	WHIP

AB	29
R	1
H	5
RBI	0
BB	1
SO	5
LOB	10

PB: 0 PA: 31
SB: 0
CS: 0

Batter	1	2	3	4	5	6	7	8	9	AB	R	H	RBI	BB	SO	LOB
Steve Sax, R (1, 4) OBP: 0.345, SLG: 0.358	0-0 1B 1B 1B 1B	0-0 F6			0-0 3-1			0-3 K		4	1	1	0	0	1	1
Bill Russell, R (1, 6) OBP: 0.319, SLG: 0.310	0-0 1B 1B 1-2 1B	0-0 5-3			0-0 F6-3			0-0 F7		4	1	1	0	0	0	1
Dusty Baker Jr., R (1, 7) OBP: 0.352, SLG: 0.407 Cecil Espy, S (8, 8)	0-0 1B 1B 1-2 2-3 1B		0-0 F8			0-0 L4		0-3 K		4 0	1 0	1 0	0 0	0 0	1 0	0 0
Pedro Guerrero, R (1, 5) OBP: 0.368, SLG: 0.528 Rafael Landestoy, S (8, 5) OBP: 0.233, SLG: 0.298	0-3 K		0-0 F4-6-3 1B			0-3 K			0-0 HR	3 1	0 1	1 1	0 1	0 0	2 0	3 0
Ken Landreaux, L (1, 8) OBP: 0.334, SLG: 0.475 Derrel Thomas, S (8, 7) OBP: 0.342, SLG: 0.327	0-0 1B CS 1B 1-2 2-H 3-H		0-0 F4-6-3 1-2			0-0 1B			0-0 F7	3 1	0 0	2 0	2 0	0 0	0 0	1 0
Mike Marshall, R (1, 9) OBP: 0.346, SLG: 0.427 R.J. Reynolds, S (9, 9)	0-0 1B 1-3 2-H			0-3 K		0-3 K			0-3 K	4 0	0 0	1 0	1 0	0 0	3 0	1 0
Greg Brock, L (1, 3) OBP: 0.325, SLG: 0.403	0-3 K 3-H			0-3 K			0-0 4-3		4-0 BB	3	0	0	0	1	2	2
Steve Yeager, R (1, 2) OBP: 0.263, SLG: 0.403		0-0 SH3 1B		0-3 K			0-3 K		0-0 F9	4	0	1	0	0	2	1
Bob Welch, R (1, 1) OBP: 0.127, SLG: 0.177 Tom Niedenfuer, R (7, 1)	0-0 SH3 1-2				0-0 1-3		0-3 K			2 0	0 0	0 0	0 0	0 0	1 0	0 0
Inning Stats	R: 3 E: 0 K: 2 S: 11 H: 5 LOB: 2 BB: 0 P: 11	R: 0 E: 0 K: 0 S: 4 H: 1 LOB: 1 BB: 0 P: 4	R: 0 E: 0 K: 0 S: 3 H: 1 LOB: 0 BB: 0 P: 3	R: 0 E: 0 K: 3 S: 9 H: 0 LOB: 0 BB: 0 P: 9	R: 0 E: 0 K: 0 S: 3 H: 0 LOB: 0 BB: 0 P: 3	R: 0 E: 0 K: 2 S: 8 H: 1 LOB: 1 BB: 0 P: 8	R: 0 E: 0 K: 2 S: 7 H: 0 LOB: 0 BB: 0 P: 7	R: 0 E: 0 K: 2 S: 7 H: 0 LOB: 0 BB: 0 P: 7	R: 1 E: 0 K: 1 S: 6 H: 1 LOB: 1 BB: 1 P: 10	1B: 8 2B: 1 3B: 0 HR: 1 SF: 0 SAC: 1 DP: 2 HBP: 0						

TOP

Los Angeles Dodgers @ Montreal Expos

Olympic Stadium, Montreal, QB

Sat Sep 03 1983, 7:05 PM EDT

Att. 42,054 - Unknown

livebaseballscorecards.com

AB	33
R	4
H	9
RBI	4
BB	1
SO	12
LOB	10

WP: 0 PB: 0 SB: 0 CS: 1 PA: 35

PITCHER		IP	WLS	BF	H	R	ER	SO	BB	IBB	HBP	BLK	WP	HR	S	P	ERA	WHIP
Bryn Smith, R ERA: 2.55	(1, 1)	7.0	L	27	8	3	3	9	0	0	0	0	0	0	45	45	3.86	1.143
Jeff Reardon, R ERA: 3.01	(8, 1)	2.0		8	1	1	1	3	1	0	0	0	0	1	13	17	4.50	1.000

PITCHER		IP	WLS	BF	H	R	ER	SO	BB	IBB	HBP	BLK	WP	HR	S	P	ERA	WHIP

Batter	1	2	3	4	5	6	7	8	9	AB	R	H	RBI	BB	SO	LOB
Tim Raines, S (1, 7) OBP: 0.380, SLG: 0.415	1-3		F7			S 1B	F8		F7	5	0	1	0	0	0	5
Manny Trillo, R (1, 4) OBP: 0.320, SLG: 0.336	G6-4-3 HBP			WP 1B BB		K		L5		2	0	0	0	1	1	1
Andre Dawson, R (1, 8) OBP: 0.354, SLG: 0.565	G6-4-3 1-2f			WP 1B 1-2		K 1-2		K		4	0	1	0	0	2	2
Al Oliver, L (1, 3) OBP: 0.345, SLG: 0.407		2B		F7		5-3		E5		4	0	1	0	0	0	3
Gary Carter, R (1, 2) OBP: 0.336, SLG: 0.448		G6-3 BB		K			1B 2B	K		3	0	1	0	1	2	3
Tim Wallach, R (1, 5) OBP: 0.345, SLG: 0.460		P6		F8 1-2 2-3			E5 1B		P4	4	0	0	0	0	0	5
Warren Cromartie, L (1, 9) OBP: 0.347, SLG: 0.388		G6-3 1-2f			F8		F7		BB 1B	4	0	1	0	0	0	4
Doug Flynn, R (1, 6) OBP: 0.263, SLG: 0.287			F6-3		F1-3		1-2 2-3 1B		F5	2	0	0	0	0	0	0
Terry Crowley, L (7, PH) OBP: 0.386, SLG: 0.212										1	0	1	0	0	0	0
Angel Salazar, R (7, PR) OBP: 0.300, SLG: 0.222										0	0	0	0	0	0	0
(8, 6)																
Brad Mills, L (9, PH) OBP: 0.200, SLG: 0.200										1	0	0	0	0	0	1
Bryn Smith, R (1, 1) OBP: 0.174, SLG: 0.174			5-3		F8		F3		BB 1-2	2	0	0	0	0	0	0
Terry Francona, L (7, PH) OBP: 0.223, SLG: 0.250										1	0	0	0	0	0	3
Jeff Reardon, R (8, 1) OBP: 0.125, SLG: 0.125										0	0	0	0	0	0	0
Mike Stenhouse, L (9, PH) OBP: 0.222, SLG: 0.200										0	0	0	0	1	0	0
Inning Stats	R: 0 H: 0 E: 0 LOB: 0 K: 0 BB: 0 S: 2 P: 3	R: 0 H: 1 E: 0 LOB: 1 K: 0 BB: 1 S: 3 P: 7	R: 0 H: 0 E: 0 LOB: 0 K: 0 BB: 0 S: 3 P: 3	R: 0 H: 1 E: 0 LOB: 2 K: 1 BB: 1 S: 6 P: 10	R: 0 H: 0 E: 0 LOB: 0 K: 0 BB: 0 S: 3 P: 3	R: 0 H: 1 E: 0 LOB: 1 K: 2 BB: 0 S: 8 P: 8	R: 0 H: 2 E: 1 LOB: 3 K: 0 BB: 0 S: 6 P: 6	R: 0 H: 0 E: 1 LOB: 1 K: 2 BB: 0 S: 8 P: 8	R: 0 H: 1 E: 0 LOB: 2 K: 0 BB: 1 S: 4 P: 8	1B: 4 SF: 0 2B: 2 SAC: 0 3B: 0 DP: 2 HR: 0 HBP: 1				WP: 1 PA: 37 PB: 0 SB: 1 CS: 0		

PITCHER		IP	WLS	BF	H	R	ER	SO	BB	IBB	HBP	BLK	WP	HR	S	P	ERA	WHIP
Bob Welch, R ERA: 2.62	(1, 1)	6.1	W	26	5	0	0	3	2	0	1	0	1	0	29	38	0.00	1.105
Tom Niedenfuer, R ERA: 1.46	(7, 1)	2.2	S	11	1	0	0	2	1	0	0	0	0	0	14	18	0.00	0.750

PITCHER	IP	WLS	BF	H	R	ER	SO	BB	IBB	HBP	BLK	WP	HR	S	P	ERA	WHIP

BOTTOM

Los Angeles Dodgers @ Montreal Expos

Olympic Stadium, Montreal, QB

Sat Sep 03 1983, 7:05 PM EDT

Att. 42,054 - Unknown

livebaseballscorecards.com

AB	33
R	0
H	6
RBI	0
BB	3
SO	5
LOB	27

Batter	1	2	3	4	5	6	7	8	9	10	11	12	AB	R	H	RBI	BB	SO	LOB
Steve Sax, R (1, 4) OBP: 0.344, SLG: 0.356	0-0 S SF9 1B		0-0 F8 ②		0-0 4-3 ③			0-0 F9 ①		0-0 F9 ②			5	1	1	0	0	0	0
Dave Anderson, R (1, 6) OBP: 0.218, SLG: 0.242	0-0 P2 ①		0-0 1-3 ③			0-0 4-3 ①		0-0 S 1B		4-0 S BB			4	0	1	0	1	0	1
R.J. Reynolds, S (1, 7) (10, 9)	0-0 SF9 ② 1-H			0-0 P3 ①		0-3 K ②		0-0 F7 ②		0-3 K ③ 1-2			4	0	0	1	0	2	2
Greg Brock, L (1, 3) OBP: 0.323, SLG: 0.398 Tom Niedenfuer, R (9, 1) Rafael Landestoy, S (11, PH) OBP: 0.230, SLG: 0.293 Pat Zachry, R (11, 1) OBP: 0.500, SLG: 0.500	0-3 K ③			0-3 K ②		0-3 K ③		0-0 F8 ③ 1-2			0-0 L3 ①		4 0 1 0	0 0 0 0	0 0 0 0	0 0 0 0	0 0 0 0	3 0 0 0	1 0 0 0
Mike Marshall, R (1, 9) OBP: 0.346, SLG: 0.428 (10, 3)		0-0 F9 ①		0-0 2B			4-0 SH5-4 1B BB		0-0 F9 ①		0-0 F9 ②		4	0	1	0	1	0	0
German Rivera, R (1, 5) OBP: 0.400, SLG: 0.600		0-0 4-3 2B		0-0 P3 ③			0-0 SH5-4 1-2 1B		0-0 6-3 ②		0-0 F8 ③		5	0	2	0	0	0	1
Derrel Thomas, S (1, 8) OBP: 0.345, SLG: 0.343 (10, 7)		0-0 4-3 ② 2-3			0-0 SF9 3B		0-0 SH5-4 ① 1-2 2-3		0-0 1B			0-0 F3 ①	4	1	2	0	0	0	1
Jack Fimple, R (1, 2) OBP: 0.263, SLG: 0.340 Ken Landreaux, L (9, PH) OBP: 0.333, SLG: 0.474 Steve Yeager, R (9, 2) OBP: 0.282, SLG: 0.401		0-0 F3 ③			0-0 SF9 ① 3-H		0-3 K ②		0-0 P4 ③			0-0 F8 ②	2 1 1	0 0 0	0 0 0	1 0 0	0 0 0	1 0 0	3 1 0
Alejandro Pena, R (1, 1) OBP: 0.102, SLG: 0.163 Steve Howe, L (8, 1) OBP: 0.222, SLG: 0.125 Sid Bream, L (8, 3) Dusty Baker Jr., R (10, PH) OBP: 0.351, SLG: 0.406 Cecil Espy, S (10, 8)			0-3 K ①		0-0 F6-3 ②		0-3 K ③			0-3 K ①		0-0 F9 ③	3 0 0 1 1	0 0 0 0 0	0 0 0 0 0	0 0 0 0 0	2 0 0 1 0	2 0 0 0 0	2 0 0 0 0
Inning Stats	R: 1 H: 1 E: 0 LOB: 0 K: 1 BB: 0 S: 6 P: 6	R: 0 H: 1 E: 0 LOB: 1 K: 0 BB: 0 S: 4 P: 4	R: 0 H: 0 E: 0 LOB: 0 K: 1 BB: 0 S: 5 P: 5	R: 0 H: 1 E: 0 LOB: 1 K: 1 BB: 0 S: 6 P: 6	R: 1 H: 1 E: 0 LOB: 0 K: 0 BB: 0 S: 4 P: 4	R: 0 H: 0 E: 0 LOB: 0 K: 2 BB: 0 S: 7 P: 7	R: 0 H: 1 E: 0 LOB: 2 K: 2 BB: 1 S: 8 P: 12	R: 0 H: 1 E: 0 LOB: 1 K: 0 BB: 0 S: 4 P: 4	R: 0 H: 1 E: 0 LOB: 1 K: 0 BB: 0 S: 4 P: 4	R: 0 H: 0 E: 0 LOB: 1 K: 2 BB: 1 S: 7 P: 11	R: 0 H: 0 E: 0 LOB: 0 K: 0 BB: 0 S: 3 P: 3	R: 0 H: 0 E: 0 LOB: 0 K: 0 BB: 0 S: 3 P: 3							

PITCHER		IP	WLS	BF	H	R	ER	SO	BB	IBB	HBP	BLK	WP	HR	S	P	ERA	WHIP
Ray Burris, R ERA: 3.36	(1, 1)	5.0		19	4	2	2	3	0	0	0	0	0	0	25	25	3.60	0.800
Bob James, R ERA: 4.58	(6, 1)	2.0		8	1	0	0	4	1	0	0	0	0	0	15	19	0.00	1.000
Jeff Reardon, R ERA: 2.93	(8, 1)	2.0		8	2	0	0	0	0	0	0	0	0	0	8	8	0.00	1.000
Dan Schatzeder, L ERA: 2.9	(10, 1)	3.0	W	10	0	0	0	2	1	0	0	0	0	0	13	17	0.00	0.333

PITCHER	IP	WLS	BF	H	R	ER	SO	BB	IBB	HBP	BLK	WP	HR	S	P	ERA	WHIP

TOP

Los Angeles Dodgers @ Montreal Expos

Olympic Stadium, Montreal, QB

Sun Sep 04 1983, 3:33 AM EDT

Att. 45,189 - Unknown

livebaseballscorecards.com

AB	40
R	2
H	7
RBI	2
BB	2
SO	9
LOB	12

1B: 4	SF: 2	WP: 0	PA: 45
2B: 2	SAC: 1	PB: 0	
3B: 1	DP: 0	SB: 3	
HR: 0	HBP: 0	CS: 0	

Los Angeles Dodgers @ Montreal Expos

Olympic Stadium, Montreal, QB

Sun Sep 04 1983, 3:33 AM EDT

Att. 45,189 - Unknown

livebaseballscorecards.com

BOTTOM

Batter	1	2	3	4	5	6	7	8	9	10	11	12	AB	R	H	RBI	BB	SO	LOB
Tim Raines, S (1, 7) OBP: 0.380, SLG: 0.414	S 1B		G3		K		F7		F3			2-H 1B	6	0	2	1	0	1	4
Bryan Little, S (1, 4) OBP: 0.349, SLG: 0.311	K 1-2			K	F8			G6-4-3 1B 2B	P6				4	1	1	0	0	2	3
Jerry White, S (9, PH) OBP: 0.349, SLG: 0.125													1	0	0	0	0	0	2
Dan Schatzeder, L (10, 1) OBP: 0.200, SLG: 0.200													0	0	0	0	0	0	0
Andre Dawson, R (1, 8) OBP: 0.352, SLG: 0.561	5-3			F2		E 1B		E5 G6-4-3		F8			5	0	1	0	0	0	2
Al Oliver, L (1, 3) OBP: 0.344, SLG: 0.411	6-3			HR		F9		G6-4-3 1-2f 2-3		F8			5	1	1	1	0	0	4
Gary Carter, R (1, 2) OBP: 0.337, SLG: 0.450		K		2B		E6 FC6-4 1-2		1B 3-H		F7	G3		5	0	2	1	0	1	1
Tim Wallach, R (1, 5) OBP: 0.342, SLG: 0.456		K		L5		F8		K					5	0	0	0	0	2	4
Warren Cromartie, L (1, 9) OBP: 0.347, SLG: 0.386	4-3				SH1-4 BB	FC6-4 1-2f			SH1-4 BB		P1		2	0	0	0	1	0	2
Jim Wohlford, R (9, PH) OBP: 0.318, SLG: 0.386													1	0	0	0	1	0	0
Doug Flynn, R (1, 6) OBP: 0.262, SLG: 0.286			K		SH1-4 1-2		4-3		SH1-4 1-2		L6		1	0	0	0	0	1	0
Terry Crowley, L (7, PH) OBP: 0.378, SLG: 0.206													1	0	0	0	0	0	0
Angel Salazar, R (8, 6) OBP: 0.273, SLG: 0.200													1	0	0	0	0	0	0
Ray Burris, R (1, 1) OBP: 0.293, SLG: 0.289			5-3		BB		4-3		IBB			1B 2B	1	0	0	0	0	0	0
Terry Francona, L (5, PH) OBP: 0.228, SLG: 0.250													0	0	0	0	1	0	0
Bob James, R (6, 1) OBP: 0.000, SLG: 0.500													0	0	0	0	0	0	0
Mike Stenhouse, L (7, PH) OBP: 0.214, SLG: 0.192													1	0	0	0	0	0	0
Jeff Reardon, R (8, 1) OBP: 0.125, SLG: 0.125													0	0	0	0	0	0	0
Chris Speier, R (9, PH) OBP: 0.337, SLG: 0.335													1	1	1	0	1	0	0
(10, 4)																			
Inning Stats	R: 0 E: 0 K: 1 S: 6 H: 1 LOB: 1 BB: 0 P: 6	R: 0 E: 0 K: 2 S: 7 H: 0 LOB: 0 BB: 0 P: 7	R: 0 E: 0 K: 1 S: 5 H: 0 LOB: 0 BB: 0 P: 5	R: 1 E: 0 K: 1 S: 7 H: 2 LOB: 1 BB: 0 P: 7	R: 0 E: 0 K: 1 S: 5 H: 0 LOB: 2 BB: 2 P: 13	R: 0 E: 1 K: 0 S: 5 H: 1 LOB: 2 BB: 0 P: 5	R: 0 E: 0 K: 0 S: 3 H: 0 LOB: 0 BB: 0 P: 3	R: 1 E: 1 K: 1 S: 7 H: 2 LOB: 1 BB: 0 P: 7	R: 0 E: 0 K: 0 S: 3 H: 0 LOB: 2 BB: 2 P: 11	R: 0 E: 0 K: 0 S: 3 H: 0 LOB: 0 BB: 0 P: 3	R: 0 E: 0 K: 0 S: 3 H: 0 LOB: 0 BB: 0 P: 3	R: 1 E: 0 K: 0 S: 2 H: 2 LOB: 1 BB: 0 P: 2	1B: 4 2B: 3 3B: 0 HR: 1 SF: 0 SAC: 2 DP: 1 HBP: 0						

AB	40
R	3
H	8
RBI	3
BB	4
SO	7
LOB	22

WP: 0 PB: 0 SB: 1 CS: 0 PA: 46

PITCHER		IP	WLS	BF	H	R	ER	SO	BB	IBB	HBP	BLK	WP	HR	S	P	ERA	WHIP
Alejandro Pena, R ERA: 2.41	(1, 1)	7.0		30	5	2	2	6	2	0	0	0	0	1	40	48	2.57	1.000
Steve Howe, L ERA: 1.61	(8, 1)	1.2		7	1	0	0	1	1	1	0	0	0	0	7	15	0.00	1.200
Tom Niedenfuer, R ERA: 1.43	(9, 1)	1.1		4	0	0	0	0	0	0	0	0	0	0	4	4	0.00	0.000
Pat Zachry, R ERA: 1.88	(11, 1)	1.0	L	5	2	1	1	0	0	0	0	0	0	0	5	5	9.00	2.000

PITCHER		IP	WLS	BF	H	R	ER	SO	BB	IBB	HBP	BLK	WP	HR	S	P	ERA	WHIP

Batter	1	2	3	4	5	6	7	8	9	AB	R	H	RBI	BB	SO	LOB
23 Ryne Sandberg, R (1, 4) OBP: 0.315, SLG: 0.365	3-1		F6-3			F6-3	FC6-4 1-2f		F9	5	0	0	0	0	0	2
Bill Buckner, L (1, 7) OBP: 0.313, SLG: 0.448	3-1			F6		BB 2B		F6	F6	5	0	1	0	0	0	0
Mel Hall, L (1, 8) OBP: 0.354, SLG: 0.495	F7			E 2B		BB BB		F7		3	1	1	0	1	0	0
Ron Cey, R (1, 5) OBP: 0.348, SLG: 0.451		P3		E6 2-H 1B		F2		HR 1B		4	1	2	0	0	0	2
Keith Moreland, R (1, 9) (8, 2) OBP: 0.375, SLG: 0.462		5-3		F9		1-2 2-3 BB		1-H HR		3	1	1	2	1	0	1
Carmelo Martinez, R (1, 3) OBP: 0.354, SLG: 0.667		F6-3		L5		5-3		1B 1B		4	0	1	0	0	0	4
Jody Davis, R (1, 2) OBP: 0.311, SLG: 0.473			F8		F8		K	1-2 1B		4	0	1	0	0	1	0
Lee Smith, R (8, 1) OBP: 0.222, SLG: 0.125										0	0	0	0	0	0	0
Larry Bowa, S (1, 6) OBP: 0.306, SLG: 0.337			2B		F8		FC4-6 1B	K		3	0	2	0	0	0	0
Leon Durham, L (8, PH) OBP: 0.381, SLG: 0.466										1	0	0	0	0	1	2
Tom Veryzer, R (8, 6) OBP: 0.236, SLG: 0.279										0	0	0	0	0	0	0
Steve Trout, L (1, 1) OBP: 0.230, SLG: 0.203			L5		5-3		FC4-6 23 FC6-4 1-2f		K	2	0	0	0	0	0	1
Mike Proly, R (6, 1) OBP: 0.167, SLG: 0.091										0	0	0	0	0	0	0
Dan Rohn, L (7, PH) OBP: 0.571, SLG: 1.167										1	0	0	0	0	0	1
Bill Campbell, R (7, 1) OBP: 0.100, SLG: 0.100										0	0	0	0	0	0	0
Jay Johnstone, L (8, 9) OBP: 0.362, SLG: 0.450										1	0	0	0	0	1	0
Inning Stats	R: 0 E: 0 K: 0 S: 3 H: 0 LOB: 0 BB: 0 P: 3	R: 0 E: 0 K: 0 S: 3 H: 0 LOB: 0 BB: 0 P: 3	R: 0 E: 0 K: 0 S: 4 H: 1 LOB: 1 BB: 0 P: 4	R: 1 E: 1 K: 0 S: 5 H: 2 LOB: 1 BB: 0 P: 5	R: 0 E: 0 K: 0 S: 3 H: 0 LOB: 0 BB: 0 P: 3	R: 0 E: 0 K: 0 S: 4 H: 1 LOB: 3 BB: 2 P: 12	R: 0 E: 0 K: 1 S: 6 H: 1 LOB: 1 BB: 0 P: 6	R: 2 E: 0 K: 1 S: 9 H: 4 LOB: 2 BB: 0 P: 9	R: 0 E: 0 K: 1 S: 5 H: 0 LOB: 0 BB: 0 P: 5	1B: 5 2B: 3 3B: 0 HR: 1	SF: 0 SAC: 0 DP: 0 HBP: 0					

PITCHER		IP	WLS	BF	H	R	ER	SO	BB	IBB	HBP	BLK	WP	HR	S	P	ERA	WHIP
Bill Gullickson, R ERA: 3.76	(1, 1)	7.2	W	34	9	3	2	1	2	0	0	0	0	1	34	42	2.35	1.435
Bob James, R ERA: 4.42	(8, 1)	1.1	S	4	0	0	0	2	0	0	0	0	0	0	8	8	0.00	0.000

PITCHER	IP	WLS	BF	H	R	ER	SO	BB	IBB	HBP	BLK	WP	HR	S	P	ERA	WHIP

TOP

Chicago Cubs @ Montreal Expos

Olympic Stadium, Montreal, QB

Mon Sep 05 1983, 3:33 AM EDT

Att. 40,809 - Sunny - 90 F

livebaseballscorecards.com

AB	36
R	3
H	9
RBI	2
BB	2
SO	3
LOB	13

1B: 5	SF: 0	WP: 0	PA: 38
2B: 3	SAC: 0	PB: 0	
3B: 0	DP: 0	SB: 0	
HR: 1	HBP: 0	CS: 0	

Batter	1	2	3	4	5	6	7	8	9	AB	R	H	RBI	BB	SO	LOB
Tim Raines, S (1, 7) OBP: 0.380, SLG: 0.413	6-3			CS 1B		HR 1B BB	4-3			3	1	1	0	1	0	0
Manny Trillo, R (1, 4) OBP: 0.320, SLG: 0.335	5-3			L6		HR 1B		F7		4	1	1	0	0	0	1
Andre Dawson, R (1, 8) OBP: 0.353, SLG: 0.563	6-3			2B		K		S 1B		4	1	2	0	0	1	3
Gary Carter, R (1, 2) OBP: 0.336, SLG: 0.448		4-3		5-3		F2		2B 1B		4	1	1	1	0	0	4
Al Oliver, L (1, 3) OBP: 0.345, SLG: 0.416		6-3			F7	HR		2B IBB		3	2	1	4	1	0	0
Tim Wallach, R (1, 5) OBP: 0.343, SLG: 0.455		6-3			5-3 1B	BB		K		3	0	1	0	1	1	2
Jim Wohlford, R (1, 9) OBP: 0.311, SLG: 0.377 Warren Cromartie, L (8, PH) OBP: 0.348, SLG: 0.390 (9, 9)			4-3		5-3	K			2B	3 1	0 0	0 1	0 2	0 0	1 0	2 0
Doug Flynn, R (1, 6) OBP: 0.262, SLG: 0.284			F1-3		F6-3		F6-3		IBB	3	0	0	0	1	0	1
Bill Gullickson, R (1, 1) OBP: 0.127, SLG: 0.132 Bob James, R (8, 1) OBP: 0.333, SLG: 0.333			5-3			1B HR BB	1-3	K		3 1	1 0	1 0	0 0	0 0	0 1	0 2
Inning Stats	R: 0 E: 0 K: 0 S: 3 H: 0 LOB: 0 BB: 0 P: 3	R: 0 E: 0 K: 0 S: 3 H: 0 LOB: 0 BB: 0 P: 3	R: 0 E: 0 K: 0 S: 3 H: 0 LOB: 0 BB: 0 P: 3	R: 0 E: 0 K: 0 S: 4 H: 2 LOB: 1 BB: 0 P: 4	R: 0 E: 0 K: 0 S: 4 H: 1 LOB: 1 BB: 0 P: 4	R: 4 E: 0 K: 2 S: 10 H: 3 LOB: 1 BB: 2 P: 18	R: 0 E: 0 K: 0 S: 3 H: 0 LOB: 0 BB: 0 P: 3	R: 3 E: 0 K: 2 S: 10 H: 3 LOB: 2 BB: 2 P: 18		1B: 6 2B: 2 3B: 0 HR: 1	SF: 0 SAC: 0 DP: 0 HBP: 0						

PITCHER		IP	WLS	BF	H	R	ER	SO	BB	IBB	HBP	BLK	WP	HR	S	P	ERA	WHIP
Steve Trout, L ERA: 4.48	(1, 1)	5.0	L	20	5	3	3	0	1	0	0	0	0	0	19	23	5.40	1.200
Mike Proly, R ERA: 3.71	(6, 1)	1.0		5	1	1	1	2	1	0	0	0	0	1	8	12	9.00	2.000
Bill Campbell, R ERA: 4.31	(7, 1)	1.1		7	2	3	3	0	0	1	0	0	0	0	6	10	20.25	1.500
Lee Smith, R ERA: 1.49	(8, 1)	0.2		4	1	0	0	2	0	1	0	0	0	0	7	11	0.00	1.500

PITCHER	IP	WLS	BF	H	R	ER	SO	BB	IBB	HBP	BLK	WP	HR	S	P	ERA	WHIP

BOTTOM

Chicago Cubs @ Montreal Expos

Olympic Stadium, Montreal, QB

Mon Sep 05 1983, 3:33 AM EDT

Att. 40,809 - Sunny - 90 F

livebaseballscorecards.com

AB	32
R	7
H	9
RBI	7
BB	4
SO	4
LOB	15

WP: 0	PB: 0	SB: 1	CS: 1
PA: 36			

Batter	1	2	3	4	5	6	7	8	9	AB	R	H	RBI	BB	SO	LOB
23 Ryne Sandberg, R (1, 4) OBP: 0.315, SLG: 0.363	F9			BB	K			F8		3	1	0	0	1	1	1
Bill Buckner, L (1, 7) OBP: 0.312, SLG: 0.445	F6			BB	P6			4-3		3	0	0	0	1	0	0
Mel Hall, L (1, 8) OBP: 0.356, SLG: 0.498	K			1B	2B			K		4	1	2	1	0	2	0
Ron Cey, R (1, 5) OBP: 0.348, SLG: 0.452		F9		L5	2B				F8	4	0	1	1	0	0	1
Keith Moreland, R (1, 9) OBP: 0.375, SLG: 0.461		K		1B	L7				F7	4	0	1	0	0	1	1
Leon Durham, L (1, 3) OBP: 0.381, SLG: 0.466		4-3		K	F7				P2	0	0	0	0	0	0	0
Carmelo Martinez, R (1, 3) OBP: 0.327, SLG: 0.612										4	0	0	0	0	1	3
Jody Davis, R (1, 2) OBP: 0.311, SLG: 0.472		K		F8	G4-6-3					3	0	1	0	0	1	0
Larry Bowa, S (1, 6) OBP: 0.304, SLG: 0.336		F9		G3	G4-6-3					2	0	0	0	0	0	0
Tom Veryzer, R (5, 6) OBP: 0.233, SLG: 0.276										1	0	0	0	0	0	1
Dave Owen, S (7, 6)										0	0	0	0	0	0	0
Dick Ruthven, R (1, 1) OBP: 0.222, SLG: 0.245		4-3		BB	K					1	0	0	0	0	0	0
Rich Bordi, R (4, 1)										0	0	0	0	0	0	0
Tom Grant, L (5, PH)										0	0	0	0	1	0	0
Warren Brusstar, R (5, 1)										0	0	0	0	0	0	0
Dan Rohn, L (7, PH) OBP: 0.500, SLG: 1.000										1	0	0	0	0	1	0
Bill Johnson, R (7, 1)										0	0	0	0	0	0	0
Inning Stats	R: 0 E: 0 K: 1 S: 5 H: 0 LOB: 0 BB: 0 P: 5	R: 0 E: 0 K: 1 S: 5 H: 0 LOB: 0 BB: 0 P: 5	R: 0 E: 0 K: 1 S: 5 H: 0 LOB: 0 BB: 0 P: 5	R: 1 E: 0 K: 1 S: 6 H: 2 LOB: 2 BB: 2 P: 14	R: 0 E: 0 K: 1 S: 5 H: 0 LOB: 1 BB: 1 P: 9	R: 1 E: 0 K: 0 S: 5 H: 2 LOB: 1 BB: 0 P: 5	R: 0 E: 0 K: 1 S: 5 H: 1 LOB: 0 BB: 0 P: 5	R: 0 E: 0 K: 1 S: 5 H: 0 LOB: 0 BB: 0 P: 5	R: 0 E: 0 K: 0 S: 3 H: 0 LOB: 0 BB: 0 P: 3	1B: 3 2B: 2 3B: 0 HR: 0 SF: 0 SAC: 0 DP: 1 HBP: 0						

PITCHER		IP	WLS	BF	H	R	ER	SO	BB	IBB	HBP	BLK	WP	HR	S	P	ERA	WHIP
Charlie Lea, R ERA: 3.1	(1, 1)	6.0	W	24	4	2	2	5	3	0	0	0	0	0	31	43	3.00	1.167
Scott Sanderson, R ERA: 4.3	(7, 1)	3.0	S	9	1	0	0	2	0	0	0	0	0	0	13	13	0.00	0.333

PITCHER		IP	WLS	BF	H	R	ER	SO	BB	IBB	HBP	BLK	WP	HR	S	P	ERA	WHIP

Chicago Cubs @ Montreal Expos

Olympic Stadium, Montreal, QB

Tue Sep 06 1983, 7:05 PM EDT

Att. 35,312 - Overcast - 85 F

TOP

livebaseballscorecards.com

AB	30
R	2
H	5
RBI	2
BB	3
SO	7
LOB	7

Batter	1	2	3	4	5	6	7	8	9	AB	R	H	RBI	BB	SO	LOB
Tim Raines, S (1, 7) OBP: 0.381, SLG: 0.412	BBBB 4-0 S 2B BB	x 0-0 ③ 3-1		x 0-0 S 2B 2-3 1B		x 0-0 ①② G6-4-3 1-2f		x 0-0 ③ 1-6-3		4	2	1	0	1	0	2
Manny Trillo, R (1, 4) OBP: 0.327, SLG: 0.356 Bryan Little, S (8, 4) OBP: 0.349, SLG: 0.311	x 0-0 1-H 2B 2B		x 0-0 HR	x 0-0 1-H 3-H 2B		x 0-0 1B				4 0	2 0	4 0	4 0	0 0	0 0	0 0
Andre Dawson, R (1, 8) OBP: 0.353, SLG: 0.566	SSS 0-3 ① K		x 0-0 HR	x 0-0 ③ P4		x 0-0 ③ 5-3				4	1	1	1	0	1	3
Al Oliver, L (1, 3) OBP: 0.344, SLG: 0.417 Mike Stenhouse, L (8, 3) OBP: 0.214, SLG: 0.192	x 0-0 2-H 1B 2B		x 0-0 ① F8		x 0-0 ① 4-3		x 0-0 ① F7			4 0	1 0	1 0	1 0	0 0	0 0	0 0
Gary Carter, R (1, 2) OBP: 0.337, SLG: 0.447	x 0-0 ② 2-3		x 0-0 ② 6-3		BBBB 4-0 WP 1B BB		x 0-0 G4-6-3 1B			3	1	1	0	1	0	1
Warren Cromartie, L (1, 9) OBP: 0.348, SLG: 0.389	x 0-0 2-H 1B		x 0-0 ③ 1-3		x 0-0 ② P6 1-2		x 0-0 ②③ G4-6-3 1-2f			4	0	1	1	0	0	2
Chris Speier, R (1, 5) OBP: 0.340, SLG: 0.338	x 0-0 ③ 4-3			SSS 0-3 ① K	x 0-0 2-H 1B			x 0-0 G3 1B		4	0	2	1	0	1	1
Doug Flynn, R (1, 6) OBP: 0.263, SLG: 0.284 Angel Salazar, R (6, 6) OBP: 0.250, SLG: 0.182		x 0-0 ① F6-3		x 0-0 1B SH1-3 2B 1B	x 0-0 ③ F5			x 0-0 ① G3 1-2		3 1	1 0	1 0	0 0	0 0	0 0	1 1
Charlie Lea, R (1, 1) OBP: 0.113, SLG: 0.083 Terry Francona, L (6, PH) OBP: 0.233, SLG: 0.255 Scott Sanderson, R (7, 1) OBP: 0.174, SLG: 0.261		x 0-0 ② 4-3		x 0-0 ② SH1-3 1-2		x 0-0 G6-4-3 1B		x 0-0 ② 6-3		1 1 1	0 0 0	0 1 0	0 0 0	0 0 0	0 0 0	0 0 1
Inning Stats	R: 3 H: 3 E: 0 LOB: 1 K: 1 BB: 1 S: 8 P: 12	R: 0 H: 0 E: 0 LOB: 0 K: 0 BB: 0 S: 3 P: 3	R: 2 H: 2 E: 0 LOB: 0 K: 0 BB: 0 S: 5 P: 5	R: 2 H: 3 E: 0 LOB: 1 K: 1 BB: 0 S: 8 P: 8	R: 1 H: 1 E: 0 LOB: 1 K: 0 BB: 1 S: 4 P: 8	R: 0 H: 2 E: 0 LOB: 1 K: 0 BB: 0 S: 4 P: 4	R: 0 H: 1 E: 0 LOB: 0 K: 0 BB: 0 S: 3 P: 3	R: 0 H: 1 E: 0 LOB: 1 K: 0 BB: 0 S: 4 P: 4		1B: 8 2B: 3 3B: 0 HR: 2	SF: 0 SAC: 1 DP: 2 HBP: 0			WP: 1 PB: 0 SB: 2 CS: 0	PA: 37	

PITCHER		IP	WLS	BF	H	R	ER	SO	BB	IBB	HBP	BLK	WP	HR	S	P	ERA	WHIP
Dick Ruthven, R ERA: 4.57	(1, 1)	3.0	L	15	5	5	5	1	1	0	0	0	0	2	16	20	15.00	2.000
Rich Bordi, R ERA: 3.92	(4, 1)	1.0		6	3	2	2	1	0	0	0	0	0	0	8	8	18.00	3.000
Warren Brusstar, R ERA: 2.13	(5, 1)	2.0		9	3	1	1	0	1	0	0	0	1	0	8	12	4.50	2.000
Bill Johnson, R ERA:	(7, 1)	2.0		7	2	0	0	0	0	0	0	0	0	0	7	7	0.00	1.000

PITCHER	IP	WLS	BF	H	R	ER	SO	BB	IBB	HBP	BLK	WP	HR	S	P	ERA	WHIP

BOTTOM

Chicago Cubs @ Montreal Expos

Olympic Stadium, Montreal, QB

Tue Sep 06 1983, 7:05 PM EDT

Att. 35,312 - Overcast - 85 F

livebaseballscorecards.com

AB	34
R	8
H	13
RBI	8
BB	2
SO	2
LOB	12

Batter	1	2	3	4	5	6	7	8	9	AB	R	H	RBI	BB	SO	LOB
Thad Bosley, L (1, 7) OBP: 0.476, SLG: 0.657	F6 23 1B F6-4-3		FC6-4 FC4-6 23 BB 1-2f		1B			23 F6-3 2B		4	1	2	0	0	0	1
23 Ryne Sandberg, R (1, 4) OBP: 0.316, SLG: 0.363 Bill Johnson, R (8, 1)	F6-4-3 S 1-3 1B		BBBB FC4-6 1-2 BB		F9			F6-3 2-3		3 0	0 0	1 0	0 0	1 0	0 0	2 0
Mel Hall, L (1, 8) OBP: 0.355, SLG: 0.494	BBBB F6-4-3 1-2 BB		FC4-6 1-2f 2-3			G3		G3		3	0	0	0	1	0	3
Ron Cey, R (1, 5) OBP: 0.345, SLG: 0.448	F6-4-3 1-2 2-3 3-H		F6			SSS K			5-3	4	0	0	0	0	1	4
Bill Buckner, L (1, 3) OBP: 0.312, SLG: 0.444	F6			F6-4-3 1B		F8			SSS K	4	0	1	0	0	1	1
Keith Moreland, R (1, 9) OBP: 0.372, SLG: 0.457		F6-3		F6-4-3 1-2			4-3		F9	4	0	0	0	0	0	1
Jody Davis, R (1, 2) OBP: 0.309, SLG: 0.468		5-3		F6-3			SSS K			3	0	0	0	0	1	0
Larry Bowa, S (1, 6) OBP: 0.302, SLG: 0.333		4-3			4-3		F9			3	0	0	0	0	0	0
Dickie Noles, R (1, 1) OBP: 0.286, SLG: 0.294 Craig Lefferts, L (7, 1) OBP: 0.158, SLG: 0.111 Bill Campbell, R (7, 1) OBP: 0.100, SLG: 0.100 Dan Rohn, L (8, PH) OBP: 0.444, SLG: 0.875 (8, 4)			FC6-4 1B		SSS K			F8		2 0 0 1	0 0 0 0	1 0 0 0	0 0 0 0	0 0 0 0	1 0 0 0	0 0 0 0
Inning Stats	R: 1 E: 1 K: 0 S: 4 H: 1 LOB: 1 BB: 1 P: 8	R: 0 E: 0 K: 0 S: 3 H: 0 LOB: 0 BB: 0 P: 3	R: 0 E: 0 K: 0 S: 4 H: 1 LOB: 2 BB: 1 P: 8	R: 0 E: 0 K: 0 S: 3 H: 1 LOB: 0 BB: 0 P: 3	R: 0 E: 0 K: 1 S: 6 H: 1 LOB: 1 BB: 0 P: 6	R: 0 E: 0 K: 1 S: 5 H: 0 LOB: 0 BB: 0 P: 5	R: 0 E: 0 K: 1 S: 5 H: 0 LOB: 0 BB: 0 P: 5	R: 0 E: 0 K: 0 S: 4 H: 1 LOB: 1 BB: 0 P: 4	R: 0 E: 0 K: 1 S: 5 H: 0 LOB: 0 BB: 0 P: 5	1B: 4 2B: 1 3B: 0 HR: 0 SF: 0 SAC: 0 DP: 2 HBP: 0						

TOP

Chicago Cubs @ Montreal Expos

Olympic Stadium, Montreal, QB

Wed Sep 07 1983, 7:05 PM EDT

Att. 20,475 - Overcast - 78 F

livebaseballscorecards.com

AB	31
R	1
H	5
RBI	0
BB	2
SO	4
LOB	12

PITCHER		IP	WLS	BF	H	R	ER	SO	BB	IBB	HBP	BLK	WP	HR	S	P	ERA	WHIP
Steve Rogers, R ERA: 2.9	(1, 1)	9.0	W	33	5	1	0	4	2	0	0	0	0	0	39	47	0.00	0.778

PITCHER	IP	WLS	BF	H	R	ER	SO	BB	IBB	HBP	BLK	WP	HR	S	P	ERA	WHIP

Batter	1	2	3	4	5	6	7	8	9	AB	R	H	RBI	BB	SO	LOB
Tim Raines, S (1, 8) OBP: 0.382, SLG: 0.415	P6	1-H, 2-H 2B			BB		K 1B	4-3		4	0	2	2	1	0	1
Manny Trillo, R (1, 4) OBP: 0.326, SLG: 0.355	K	L8			F8		1-2 BB 1B			4	1	1	0	0	1	2
Warren Cromartie, L (1, 9) OBP: 0.348, SLG: 0.388 Mike Stenhouse, L (5, 9) OBP: 0.233, SLG: 0.185 (8, 7)	L7		CS BB		1-2 BB		2-3 K			1 1	0 0	0 0	0 0	1 1	0 1	0 2
Al Oliver, L (1, 3) OBP: 0.344, SLG: 0.415 Jim Wohlford, R (8, 9) OBP: 0.311, SLG: 0.377		G3	F7 1-2		F5		1-2 1B BB			3 0	0 0	0 0	0 0	1 0	0 0	3 0
Gary Carter, R (1, 2) OBP: 0.339, SLG: 0.450		1B 2B	F2			F7	1-2 2-H 1B			4	1	2	1	0	0	0
Terry Francona, L (1, 7) OBP: 0.240, SLG: 0.277 (8, 3)		1B 1B BB		F9		HR	1-3			3	2	1	1	1	0	2
Chris Speier, R (1, 5) OBP: 0.335, SLG: 0.332		F8		F9		5-3		6-3		4	0	0	0	0	0	2
Doug Flynn, R (1, 6) OBP: 0.267, SLG: 0.289		1-3 2-H 2B 1B 1B		F5-3		1B		SH1-4 1B		4	1	3	1	0	0	0
Steve Rogers, R (1, 1) OBP: 0.169, SLG: 0.160		1-2 3-H 2B 1B			1-3	L3		SH1-4 1-2		3	1	1	1	0	0	1
Inning Stats	R: 0 E: 0 K: 1 S: 5 H: 0 LOB: 0 BB: 0 P: 5	R: 4 E: 0 K: 0 S: 7 H: 4 LOB: 1 BB: 1 P: 11	R: 0 E: 0 K: 0 S: 2 H: 0 LOB: 0 BB: 1 P: 6	R: 0 E: 0 K: 0 S: 3 H: 0 LOB: 0 BB: 0 P: 3	R: 0 E: 0 K: 0 S: 3 H: 0 LOB: 2 BB: 2 P: 11	R: 1 E: 0 K: 1 S: 5 H: 2 LOB: 1 BB: 0 P: 5	R: 1 E: 0 K: 1 S: 7 H: 3 LOB: 2 BB: 1 P: 11	R: 0 E: 0 K: 0 S: 4 H: 1 LOB: 1 BB: 0 P: 4		1B: 7 2B: 2 3B: 0 HR: 1 SF: 0 SAC: 1 DP: 0 HBP: 0						

PITCHER		IP	WLS	BF	H	R	ER	SO	BB	IBB	HBP	BLK	WP	HR	S	P	ERA	WHIP
Dickie Noles, R ERA: 4.81	(1, 1)	6.0	L	27	6	5	5	1	4	0	0	0	0	1	25	41	7.50	1.667
Craig Lefferts, L ERA: 3.31	(7, 1)	0.2		4	2	1	1	1	1	0	0	0	0	0	5	9	13.50	4.500
Bill Campbell, R ERA: 4.29	(7, 1)	0.1		2	1	0	0	0	0	0	0	0	0	0	2	2	0.00	3.000
Bill Johnson, R ERA:	(8, 1)	1.0		4	1	0	0	0	0	0	0	0	0	0	4	4	0.00	1.000

PITCHER	IP	WLS	BF	H	R	ER	SO	BB	IBB	HBP	BLK	WP	HR	S	P	ERA	WHIP

BOTTOM

Chicago Cubs @ Montreal Expos

Olympic Stadium, Montreal, QB

Wed Sep 07 1983, 7:05 PM EDT

Att. 20,475 - Overcast - 78 F

livebaseballscorecards.com

AB	31
R	6
H	10
RBI	6
BB	5
SO	2
LOB	13

Batter	1	2	3	4	5	6	7	8	9	AB	R	H	RBI	BB	SO	LOB
Mookie Wilson, S (1, 8) OBP: 0.301, SLG: 0.354	E3 F6-3		F9	K			5-3 1B 1B		E1 E S 1B	5	2	1	0	0	1	3
Hubie Brooks, R (1, 5) OBP: 0.299, SLG: 0.334	F6-3 1-2		4-3		F9		5-3 1-2		K 1-3	5	0	0	0	0	1	3
Keith Hernandez, L (1, 3) OBP: 0.399, SLG: 0.442	BB			1B 1B 1B	3B 1B		2-H 1B		1B IBB	3	2	3	1	2	0	0
George Foster, R (1, 7) OBP: 0.291, SLG: 0.414	F9			F9	K		F7		BB 1-3 3-H 1B	5	0	1	1	0	1	4
Darryl Strawberry, L (1, 9) OBP: 0.324, SLG: 0.493		G5-4-3 1B		HBP 1-2 BB 1B	1-H 3B		K		BB 1-2 BB	4	1	3	1	1	1	1
Brian Giles, R (1, 4) OBP: 0.298, SLG: 0.277 Rusty Staub, L (9, PH) OBP: 0.373, SLG: 0.392 Bob Bailor, R (9, 4) OBP: 0.294, SLG: 0.295		G5-4-3 1-2f		F8	K			K BB	K	3 1 0	0 0 0	0 0 0	0 0 0	1 0 0	1 0 0	4 3 0
Junior Ortiz, R (1, 2) OBP: 0.260, SLG: 0.263		1B		BB HBP 1-2 2-H 1B		4-3		K 1-2		4	0	2	1	0	1	1
José Oquendo, S (1, 6) OBP: 0.275, SLG: 0.261		K		BB 1-2 2-3 HBP		5-3		K		3	0	0	0	0	2	1
Tom Seaver, R (1, 1) OBP: 0.238, SLG: 0.246 Jesse Orosco, R (9, 1) OBP: 0.308, SLG: 0.333			F7	1-2 2-3 3-H BB		F5			K	3 0	0 0	0 0	1 0	1 0	1 0	0 0
Inning Stats	R: 0 E: 1 K: 0 S: 3 H: 0 LOB: 1 BB: 1 P: 7	R: 0 E: 0 K: 1 S: 6 H: 2 LOB: 1 BB: 0 P: 6	R: 0 E: 0 K: 0 S: 3 H: 0 LOB: 0 BB: 0 P: 3	R: 2 E: 0 K: 1 S: 8 H: 3 LOB: 3 BB: 1 P: 13	R: 1 E: 0 K: 2 S: 9 H: 2 LOB: 1 BB: 0 P: 9	R: 0 E: 0 K: 0 S: 3 H: 0 LOB: 0 BB: 0 P: 3	R: 1 E: 0 K: 1 S: 7 H: 2 LOB: 1 BB: 0 P: 7	R: 0 E: 0 K: 2 S: 6 H: 0 LOB: 0 BB: 1 P: 10	R: 1 E: 1 K: 3 S: 11 H: 1 LOB: 3 BB: 2 P: 19	1B: 9 2B: 0 3B: 1 HR: 0 SF: 0 SAC: 0 DP: 1 HBP: 1						

PITCHER	IP	WLS	BF	H	R	ER	SO	BB	IBB	HBP	BLK	WP	HR	S	P	ERA	WHIP
Bryn Smith, R (1, 1) ERA: 2.71	6.1	L	29	8	4	4	4	2	0	1	0	0	0	34	43	5.68	1.579
Dan Schatzeder, L (7, 1) ERA: 2.87	0.2		3	1	0	0	1	0	0	0	0	0	0	5	5	0.00	1.500
Bob James, R (8, 1) ERA: 4.19	2.0		10	1	1	0	5	2	1	0	0	0	0	17	29	0.00	1.500

PITCHER	IP	WLS	BF	H	R	ER	SO	BB	IBB	HBP	BLK	WP	HR	S	P	ERA	WHIP

New York Mets @ Montreal Expos

Olympic Stadium, Montreal, QB

Fri Sep 09 1983, 7:05 PM EDT

Att. 35,600 - Unknown

TOP

livebaseballscorecards.com

AB	36
R	5
H	10
RBI	5
BB	5
SO	10
LOB	20

New York Mets @ Montreal Expos

Olympic Stadium, Montreal, QB

Fri Sep 09 1983, 7:05 PM EDT

Att. 35,600 - Unknown

livebaseballscorecards.com

BOTTOM

Batter	1	2	3	4	5	6	7	8	9	AB	R	H	RBI	BB	SO	LOB
Tim Raines, S (1, 7) OBP: 0.384, SLG: 0.416	BBBB 4-0 6-3 S 5-3 BB		x 0-0 2-H 2B		BBBB 4-0 E BB		SSS 0-3 K ③		SSS 0-3 K ③	3	1	1	1	2	2	2
Manny Trillo, R (1, 4) OBP: 0.323, SLG: 0.351	x 0-0 6-3 ① 1-3		x 0-0 F2 ②		x 0-0 F3 ① 1-2			x 0-0 1-3 ①		4	0	0	0	0	0	3
Andre Dawson, R (1, 8) OBP: 0.352, SLG: 0.563	x 0-0 5-3 ② 3-H		H 1-0 FC5-4 HBP		SSS 0-3 K ②			x 0-0 F7 ②		3	0	0	1	0	1	1
Al Oliver, L (1, 3) OBP: 0.341, SLG: 0.412	x 0-0 4-3 ③		x 0-0 FC5-4 ③ 1-2f		x 0-0 G3 ③			x 0-0 F7 ③		4	0	0	0	0	0	3
Gary Carter, R (1, 2) OBP: 0.338, SLG: 0.447		x 0-0 6-3 ①		x 0-0 L9 ①		x 0-0 F9 ①			BBBB 4-0 1B 1B BB	3	1	0	0	1	0	0
Tim Wallach, R (1, 5) OBP: 0.343, SLG: 0.453		x 0-0 5-3 ②		x 0-0 2B 1B		x 0-0 L7 ②			SSS 0-3 K ①	4	1	1	0	0	1	1
Terry Francona, L (1, 9) OBP: 0.247, SLG: 0.289 Jerry White, S (9, PR) OBP: 0.349, SLG: 0.125		x 0-0 3-1 ③		x 0-0 1-H 2B		x 0-0 G3 ③			x 0-0 1-3 1B 1B	4 0	0 0	2 0	1 0	0 0	0 0	0 0
Doug Flynn, R (1, 6) OBP: 0.268, SLG: 0.290 Terry Crowley, L (7, PH) OBP: 0.370, SLG: 0.200 Angel Salazar, R (8, 6) OBP: 0.250, SLG: 0.182 Brad Mills, L (9, PH) OBP: 0.273, SLG: 0.273 Bryan Little, S (9, PR) OBP: 0.349, SLG: 0.311			x 0-0 SH2-4 2B 1B	x 0-0 F6-3 ②			x 0-0 F7 ①		x 0-0 1-2 3-H 1B	2 1 0 1 0	1 0 0 0 0	1 0 0 1 0	0 0 0 1 0	0 0 0 0 0	0 0 0 1 0	1 0 0 0 0
Bryn Smith, R (1, 1) OBP: 0.167, SLG: 0.167 Dan Schatzeder, L (7, 1) OBP: 0.200, SLG: 0.200 Mike Stenhouse, L (7, PH) OBP: 0.226, SLG: 0.179 Bob James, R (8, 1) OBP: 0.333, SLG: 0.333 Razor Shines, S (9, PH) Jim Wohlford, R (9, PH) OBP: 0.309, SLG: 0.374			x 0-0 SH2-4 ① 1-2	x 0-0 F8 ③			SSS 0-3 K ②		SSS 0-3 K ②	1 0 1 0 0 1	0 0 0 0 0 0	0 0 0 0 0 1	0 0 0 0 0 1	0 0 0 0 0 0	0 0 1 0 0 1	1 0 0 0 0 2
Inning Stats	R: 1 E: 0 K: 0 S: 3 H: 0 LOB: 0 BB: 1 P: 7	R: 0 E: 0 K: 0 S: 3 H: 0 LOB: 0 BB: 0 P: 3	R: 1 E: 0 K: 0 S: 5 H: 2 LOB: 2 BB: 0 P: 6	R: 1 E: 0 K: 0 S: 5 H: 2 LOB: 1 BB: 0 P: 5	R: 0 E: 1 K: 1 S: 5 H: 0 LOB: 1 BB: 1 P: 9	R: 0 E: 0 K: 0 S: 3 H: 0 LOB: 0 BB: 0 P: 3	R: 0 E: 0 K: 2 S: 7 H: 0 LOB: 0 BB: 0 P: 7	R: 0 E: 0 K: 0 S: 3 H: 0 LOB: 0 BB: 0 P: 3	R: 1 E: 0 K: 3 S: 11 H: 2 LOB: 2 BB: 1 P: 15	1B: 4 2B: 2 3B: 0 HR: 0	SF: 0 SAC: 1 DP: 0 HBP: 1						

	AB	32
	R	4
	H	6
	RBI	4
	BB	3
	SO	6
	LOB	14

WP: 0 PB: 0 SB: 1 CS: 0 PA: 37

PITCHER		IP	WLS	BF	H	R	ER	SO	BB	IBB	HBP	BLK	WP	HR	S	P	ERA	WHIP
Tom Seaver, R ERA: 3.78	(1, 1)	8.1	W	35	6	4	4	4	3	0	1	0	0	0	39	52	4.32	1.080
Jesse Orosco, L ERA: 1.29	(9, 1)	0.2	S	2	0	0	0	2	0	0	0	0	0	0	6	6	0.00	0.000

PITCHER	IP	WLS	BF	H	R	ER	SO	BB	IBB	HBP	BLK	WP	HR	S	P	ERA	WHIP

Batter	1	2	3	4	5	6	7	8	9	AB	R	H	RBI	BB	SO	LOB
Mookie Wilson, S (1, 8) OBP: 0.302, SLG: 0.362	HR		4-3		SF7 1B 1-3 2-H 2B		4-3		F4	5	2	2	2	0	0	2
Hubie Brooks, R (1, 5) OBP: 0.298, SLG: 0.335	F6-3		5-3		SF7 2-3 3-H			F8	2-H 3-H 2B	4	0	1	3	0	0	0
Keith Hernandez, L (1, 3) OBP: 0.400, SLG: 0.442	F7			F3-6-1 1B	3-H 1B			S S S K	IBB	4	0	2	1	1	1	0
George Foster, R (1, 7) OBP: 0.291, SLG: 0.412 Jesse Orosco, R (9, 1) OBP: 0.308, SLG: 0.333	F2			F3-6-1 1-2	F8			HR 1B	F9	5 0	1 0	1 0	0 0	0 0	0 0	4 0
Darryl Strawberry, L (1, 9) OBP: 0.323, SLG: 0.499		3-1		L5		F7		1-H HR		4	1	1	2	0	0	0
Brian Giles, R (1, 4) OBP: 0.301, SLG: 0.279		3-1 1B			1B 1B	S S S K		3-1		4	1	2	0	0	1	0
Junior Ortiz, R (1, 2) OBP: 0.266, SLG: 0.269		3-1 1-2			1B 1-2 2B 1B	S S S K			2B 2B 1B	4	2	2	0	0	1	1
José Oquendo, S (1, 6) OBP: 0.273, SLG: 0.258 Danny Heep, L (9, PH) OBP: 0.329, SLG: 0.405 (9, 7)		F8			F7		S S S K		1-3 2B	3 1	0 1	0 1	0 0	0 0	1 0	3 0
Ed Lynch, R (1, 1) OBP: 0.154, SLG: 0.167 Scott Holman, R (2, 1) OBP: 0.429, SLG: 0.238 Rusty Staub, L (5, PH) OBP: 0.333, SLG: 0.398 John Stearns, R (5, PH) Tom Gorman, L (6, 1) OBP: 0.000, SLG: 0.000 Mark Bradley, R (7, PH) OBP: 0.000, SLG: 0.000 Carlos Diaz, R (7, 1) Dave Kingman, R (8, PH) OBP: 0.345, SLG: 0.395 Bob Bailor, R (8, 6) OBP: 0.364, SLG: 0.295			3-1		2B SF7 1-2 2-H 1B		S S S K		F2	0 1 1 0 0 1 0 1	0 0 1 1 0 0 0 0	0 0 0 1 0 0 0 0	0 0 0 0 0 0 1 0	0 0 0 0 0 0 0 0	0 0 0 0 0 0 0 0	0 0 0 0 0 0 0 2
Inning Stats	R: 1 E: 0 K: 0 S: 4 H: 1 LOB: 0 BB: 0 P: 4	R: 0 E: 0 K: 0 S: 4 H: 1 LOB: 1 BB: 0 P: 4	R: 0 E: 0 K: 0 S: 3 H: 0 LOB: 0 BB: 0 P: 3	R: 0 E: 0 K: 0 S: 3 H: 1 LOB: 0 BB: 0 P: 3	R: 4 E: 0 K: 0 S: 8 H: 5 LOB: 1 BB: 0 P: 8	R: 0 E: 0 K: 2 S: 7 H: 0 LOB: 0 BB: 0 P: 7	R: 0 E: 0 K: 2 S: 7 H: 0 LOB: 0 BB: 0 P: 7	R: 2 E: 0 K: 1 S: 7 H: 2 LOB: 0 BB: 0 P: 7	R: 2 E: 0 K: 0 S: 6 H: 3 LOB: 2 BB: 1 P: 10	1B: 8 2B: 3 3B: 0 HR: 2 SF: 1 SAC: 0 DP: 1 HBP: 0						

PITCHER		IP	WLS	BF	H	R	ER	SO	BB	IBB	HBP	BLK	WP	HR	S	P	ERA	WHIP
Bill Gullickson, R ERA: 3.88	(1, 1)	5.0		22	8	5	5	0	0	0	0	0	0	1	22	22	9.00	1.600
Ray Burris, R ERA: 3.48	(6, 1)	3.0		12	3	3	3	5	0	0	0	0	0	1	22	22	9.00	1.000
Dan Schatzeder, L ERA: 2.99	(9, 1)	0.0		1	1	0	0	0	0	0	0	0	0	0	1	1	∞	∞
Jeff Reardon, R ERA: 2.89	(9, 1)	1.0	W	5	1	1	1	0	0	1	0	0	0	0	4	8	9.00	1.000

PITCHER	IP	WLS	BF	H	R	ER	SO	BB	IBB	HBP	BLK	WP	HR	S	P	ERA	WHIP

TOP

New York Mets @ Montreal Expos

Olympic Stadium, Montreal, QB

Sat Sep 10 1983, 7:05 PM EDT
Att. 33,848 - Unknown

livebaseballscorecards.com

AB	38
R	9
H	13
RBI	9
BB	1
SO	5
LOB	12

PA: 40

New York Mets @ Montreal Expos

Olympic Stadium, Montreal, QB

Sat Sep 10 1983, 7:05 PM EDT

Att. 33,848 - Unknown

livebaseballscorecards.com

BOTTOM

Batter	1	2	3	4	5	6	7	8	9	AB	R	H	RBI	BB	SO	LOB
Tim Raines, S (1, 7) OBP: 0.384, SLG: 0.420	4-0 BBB 2B HR BB x 0-0 ③ 3-1		x 0-0 ② 1-3		x 0-0 1-H HR		x 0-0 ③ L1			4	2	1	2	1	0	4
Manny Trillo, R (1, 4) OBP: 0.324, SLG: 0.357	x 0-0 1-3 HR 2B	x 0-0 HR 2B	x 0-0 ③ G3		x 0-0 ③ F5			SSS 0-3 ① K		5	2	2	0	0	1	0
Andre Dawson, R (1, 8) OBP: 0.351, SLG: 0.565	x 0-0 ① F4	x 0-0 2-H HR		SSS 0-3 ① K		x 0-0 ① 5-3		x 0-0 ② F9		5	1	1	2	0	1	2
Al Oliver, L (1, 3) OBP: 0.342, SLG: 0.410	BBBB 4-0 HR BB	x 0-0 FC4-6 1B 1B		x 0-0 ② 3-1		x 0-0 ② 6-3		x 0-0 ③ F9		4	1	1	0	1	0	0
Gary Carter, R (1, 2) OBP: 0.342, SLG: 0.462	x 0-0 1-H 2-H 3-H HR	x 0-0 FC4-6 1-2 1B		x 0-0 HR		BBBB 4-0 BB			SSS 0-3 ① K	4	2	3	5	1	1	0
Tim Wallach, R (1, 5) OBP: 0.343, SLG: 0.461	x 0-0 BB 2B	SSS 0-3 ① K		x 0-0 ③ F9		x 0-0 ③ F4			x 0-0 HR	5	1	2	1	0	1	3
Terry Francona, L (1, 9) OBP: 0.247, SLG: 0.284	IIII 4-0 BB IBB	x 0-0 ② FC4-6 1-2f 2-3			x 0-0 ① 6-3		x 0-0 ① 3-1			3	0	0	0	1	0	2
Doug Flynn, R (1, 6) OBP: 0.268, SLG: 0.290	x 0-0 ② F7	x 0-0 ③ F8			SSS 0-3 ② K		x 0-0 SH2-4 1B			4	0	1	0	0	1	4
Bill Gullickson, R (1, 1) OBP: 0.137, SLG: 0.130 Mike Fuentes, R (5, PH) OBP: 0.500, SLG: 0.500 Ray Burris, R (6, 1) OBP: 0.293, SLG: 0.289 Dan Schatzeder, L (9, 1) OBP: 0.200, SLG: 0.200 Jeff Reardon, R (9, 1) OBP: 0.125, SLG: 0.125	BBBB 4-0 1-2 2-3 BB		x 0-0 ① F4		x 0-0 HR 1B		x 0-0 ② SH2-4 1-2			1 1 0 0 0	0 1 0 0 0	0 1 0 0 0	0 0 0 0 0	1 0 0 0 0	0 0 0 0 0	0 0 0 0 0
Inning Stats	R: 4 E: 0 K: 0 S: 6 H: 3 LOB: 3 BB: 4 P: 22	R: 2 E: 0 K: 1 S: 9 H: 4 LOB: 2 BB: 0 P: 9	R: 0 E: 0 K: 0 S: 3 H: 0 LOB: 0 BB: 0 P: 3	R: 1 E: 0 K: 1 S: 6 H: 1 LOB: 0 BB: 0 P: 6	R: 2 E: 0 K: 1 S: 7 H: 2 LOB: 0 BB: 0 P: 7	R: 0 E: 0 K: 0 S: 3 H: 0 LOB: 1 BB: 1 P: 7	R: 0 E: 0 K: 0 S: 4 H: 1 LOB: 1 BB: 0 P: 4	R: 0 E: 0 K: 1 S: 5 H: 0 LOB: 0 BB: 0 P: 5	R: 1 E: 0 K: 1 S: 4 H: 1 LOB: 0 BB: 0 P: 4	1B: 4 2B: 3 3B: 0 HR: 5 SF: 0 SAC: 1 DP: 0 HBP: 0						

	AB	36
	R	10
	H	12
	RBI	10
	BB	5
	SO	5
	LOB	15

WP: 0 PB: 0 SB: 0 CS: 0 PA: 42

PITCHER		IP	WLS	BF	H	R	ER	SO	BB	IBB	HBP	BLK	WP	HR	S	P	ERA	WHIP
Ed Lynch, R ERA: 4.19	(1, 1)	1.0		12	5	6	6	0	3	1	0	0	0	2	8	24	54.00	8.000
Scott Holman, R ERA: 3.87	(2, 1)	3.0		12	3	1	1	2	0	0	0	0	0	1	16	16	3.00	1.000
Tom Gorman, L ERA: 4.6	(5, 1)	2.0		9	2	2	2	1	1	0	0	0	0	1	10	14	9.00	1.500
Carlos Diaz, L ERA: 2.07	(7, 1)	2.0		7	1	0	0	1	0	0	0	0	0	0	9	9	0.00	0.500
Jesse Orosco, L ERA: 1.37	(9, 1)	0.1	L	2	1	1	1	1	0	0	0	0	0	1	4	4	27.00	3.000

PITCHER		IP	WLS	BF	H	R	ER	SO	BB	IBB	HBP	BLK	WP	HR	S	P	ERA	WHIP

Batter	1	2	3	4	5	6	7	8	9	AB	R	H	RBI	BB	SO	LOB
Mookie Wilson, S (1, 8) OBP: 0.303, SLG: 0.364	CS 1B		FC6-5 BB 1B 2-3		2B			5-3		4	0	2	0	0	0	1
Hubie Brooks, R (1, 5) OBP: 0.297, SLG: 0.335	1-3 1-2		BB 1B 1-2		F6-3			F9		4	0	1	0	0	0	2
Keith Hernandez, L (1, 3) OBP: 0.399, SLG: 0.440	3-1		BBBB FC5-4 BB 1-2 2-3			L5		3-1		3	0	0	0	1	0	0
George Foster, R (1, 7) OBP: 0.288, SLG: 0.409		5-3	FC5-4 1-2f			F6-3			F6-3	4	0	0	0	0	0	3
Darryl Strawberry, L (1, 9) OBP: 0.322, SLG: 0.496		S 1B		4-3		SSS K			3-1	4	0	1	0	0	1	0
Bob Bailor, R (1, 6) OBP: 0.291, SLG: 0.291		SSS K 1-2		F6-3			F9		F9	4	0	0	0	0	1	1
Brian Giles, R (1, 4) OBP: 0.301, SLG: 0.280		5-3		5-3			1B			3	0	1	0	0	0	1
Junior Ortiz, R (1, 2) OBP: 0.267, SLG: 0.277			FC6-5 2B		F8		L9			3	0	1	0	0	0	1
Mike Torrez, R (1, 1) OBP: 0.067, SLG: 0.051			B3		SSS K		SSS K			2	0	0	0	0	1	1
Danny Heep, L (7, PH) OBP: 0.328, SLG: 0.403										1	0	0	0	0	1	1
Carlos Diaz, R (7, 1)										0	0	0	0	0	0	0
Inning Stats	R: 0 E: 0 K: 0 S: 3 H: 1 LOB: 0 BB: 0 P: 3	R: 0 E: 0 K: 1 S: 6 H: 1 LOB: 1 BB: 0 P: 6	R: 0 E: 0 K: 0 S: 5 H: 2 LOB: 3 BB: 1 P: 9	R: 0 E: 0 K: 0 S: 3 H: 0 LOB: 0 BB: 0 P: 3	R: 0 E: 0 K: 1 S: 6 H: 1 LOB: 1 BB: 0 P: 6	R: 0 E: 0 K: 1 S: 5 H: 0 LOB: 0 BB: 0 P: 5	R: 0 E: 0 K: 1 S: 6 H: 1 LOB: 1 BB: 0 P: 6	R: 0 E: 0 K: 0 S: 3 H: 0 LOB: 0 BB: 0 P: 3	R: 0 E: 0 K: 0 S: 3 H: 0 LOB: 0 BB: 0 P: 3	1B: 4 2B: 2 3B: 0 HR: 0 SF: 0 SAC: 0 DP: 0 HBP: 0						

PITCHER	IP	WLS	BF	H	R	ER	SO	BB	IBB	HBP	BLK	WP	HR	S	P	ERA	WHIP
Charlie Lea, R (1, 1) ERA: 2.96	9.0	W	33	6	0	0	4	1	0	0	0	0	0	40	44	0.00	0.778

PITCHER	IP	WLS	BF	H	R	ER	SO	BB	IBB	HBP	BLK	WP	HR	S	P	ERA	WHIP

TOP

New York Mets @ Montreal Expos

Olympic Stadium, Montreal, QB

Sun Sep 11 1983, 3:33 AM EDT

Att. 45,064 - Unknown

livebaseballscorecards.com

AB	32
R	0
H	6
RBI	0
BB	1
SO	4
LOB	11

WP: 0 PA: 33
PB: 0
SB: 1
CS: 1

New York Mets @ Montreal Expos

Olympic Stadium, Montreal, QB

Sun Sep 11 1983, 3:33 AM EDT

Att. 45,064 - Unknown

livebaseballscorecards.com

BOTTOM

Batter	1	2	3	4	5	6	7	8	9	AB	R	H	RBI	BB	SO	LOB
Tim Raines, S (1, 7) OBP: 0.387, SLG: 0.420	4-3		G6-4-3 BB		S 2B BB		6-3 BB			1	1	0	0	3	0	0
Manny Trillo, R (1, 4) OBP: 0.320, SLG: 0.353	6-3		G6-4-3 1-2f		F4 1-2		6-3 1-2			4	0	0	0	0	0	3
Andre Dawson, R (1, 8) OBP: 0.352, SLG: 0.565	F3			1B 2B	6-3		IBB			3	1	1	0	1	0	1
Al Oliver, L (1, 3) OBP: 0.345, SLG: 0.415		FC4 BB 1B		2B 2B 2-3	2B 2-H		G3			4	1	3	1	0	0	2
Gary Carter, R (1, 2) OBP: 0.343, SLG: 0.464		FC4 1-2 BB		2B 1-3 3-H	5-3			F5		3	1	1	1	1	0	1
Tim Wallach, R (1, 5) OBP: 0.343, SLG: 0.461		F7		8-1-4 2-H 3-H	5-3			F7		4	0	1	2	0	0	2
Terry Francona, L (1, 9) OBP: 0.247, SLG: 0.283		FC4 FC5-4 1-2f 2-3		8-1-4 2-3f		F4-6-3 1B		4-3		4	0	1	0	0	0	3
Doug Flynn, R (1, 6) OBP: 0.269, SLG: 0.292		FC5-4 1-2f		2B		F4-6-3 1-2				3	0	1	0	0	0	3
Charlie Lea, R (1, 1) OBP: 0.108, SLG: 0.079			K	5-3			K			3	0	0	0	0	2	1
Inning Stats	R: 0 E: 0 K: 0 S: 3 H: 0 LOB: 0 BB: 0 P: 3	R: 0 E: 0 K: 0 S: 4 H: 1 LOB: 2 BB: 1 P: 8	R: 0 E: 0 K: 1 S: 4 H: 0 LOB: 0 BB: 1 P: 8	R: 3 E: 0 K: 0 S: 7 H: 5 LOB: 1 BB: 0 P: 7	R: 1 E: 0 K: 0 S: 4 H: 1 LOB: 1 BB: 1 P: 8	R: 0 E: 0 K: 0 S: 3 H: 1 LOB: 0 BB: 0 P: 3	R: 0 E: 0 K: 1 S: 5 H: 0 LOB: 2 BB: 2 P: 13	R: 0 E: 0 K: 0 S: 3 H: 0 LOB: 0 BB: 0 P: 3		1B: 3 2B: 6 3B: 0 HR: 0	SF: 0 SAC: 0 DP: 3 HBP: 0			WP: 0 PB: 0 SB: 1 CS: 0	PA: 34		

PITCHER		IP	WLS	BF	H	R	ER	SO	BB	IBB	HBP	BLK	WP	HR	S	P	ERA	WHIP
Mike Torrez, R ERA: 4.04	(1, 1)	6.0	L	26	8	4	4	1	3	0	0	0	0	0	25	37	6.00	1.833
Carlos Diaz, L ERA: 2.01	(7, 1)	2.0		8	0	0	0	1	1	1	0	0	0	0	8	16	0.00	0.500

PITCHER	IP	WLS	BF	H	R	ER	SO	BB	IBB	HBP	BLK	WP	HR	S	P	ERA	WHIP

Montreal Expos @ Chicago Cubs

Wrigley Field, Chicago, IL

Mon Sep 12 1983, 3:33 AM CDT

Att. 4,180 - Cloudy - 71 F

TOP

livebaseballscorecards.com

Batter	1	2	3	4	5	6	7	8	9	AB	R	H	RBI	BB	SO	LOB
Tim Raines, S (1, 7) OBP: 0.385, SLG: 0.417	4-3		F7			G3 2-3			4-3	3	0	0	0	0	0	2
Razor Shines, S (7, 7)										1	0	0	0	0	0	0
Manny Trillo, R (1, 4) OBP: 0.318, SLG: 0.351	5-3			4-3		F8			4-3	3	0	0	0	0	0	1
Bryan Little, S (7, 4) OBP: 0.348, SLG: 0.310										1	0	0	0	0	0	0
Andre Dawson, R (1, 8) OBP: 0.352, SLG: 0.564	F9			F7			CS 1B			3	0	1	0	0	0	0
Mike Stenhouse, L (7, 9) OBP: 0.226, SLG: 0.179										0	0	0	0	0	0	0
Al Oliver, L (1, 3) OBP: 0.343, SLG: 0.412		F7		4-3			4-3 1-2			3	0	0	0	0	0	1
Greg Bargar, R (7, 1) OBP: 0.200, SLG: 0.200										0	0	0	0	0	0	0
Tom Dixon, R (8, 1)										0	0	0	0	0	0	0
Gary Carter, R (1, 2) OBP: 0.343, SLG: 0.463		F9			G4-6-3 1B		F7			3	0	1	0	0	0	0
Bobby Ramos, R (7, 2) OBP: 0.350, SLG: 0.314										0	0	0	0	0	0	0
Tim Wallach, R (1, 5) OBP: 0.341, SLG: 0.459		K			P3			K		2	0	0	0	0	1	1
Brad Mills, L (8, PH) OBP: 0.250, SLG: 0.250										1	0	0	0	0	1	0
(8, 5)																
Terry Francona, L (1, 9) OBP: 0.249, SLG: 0.284			FC5-4 1B		G4-6-3 1-2f			F9		3	0	1	0	0	0	1
(7, 8)																
Doug Flynn, R (1, 6) OBP: 0.270, SLG: 0.293			FC5-4 SH1-4 1-2f			G3 SH1-4 1B		K		2	0	1	0	0	0	1
Angel Salazar, R (8, PH) OBP: 0.231, SLG: 0.167										1	0	0	0	0	1	0
(8, 6)																
Steve Rogers, R (1, 1) OBP: 0.169, SLG: 0.160			SH1-4 1-2			SH1-4 1-2			K	0	0	0	0	0	0	0
Dan Schatzeder, L (6, 1) OBP: 0.200, SLG: 0.200										0	0	0	0	0	0	0
Terry Crowley, L (7, 3) OBP: 0.362, SLG: 0.194										1	0	0	0	0	1	0

Inning Stats	1	2	3	4	5	6	7	8	9
R:	0	0	0	0	0	0	0	0	0
E:	0	0	0	0	0	0	0	0	0
K:	0	1	0	0	0	0	0	2	1
S:	3	5	4	3	3	4	3	7	5
H:	0	0	1	0	1	1	1	0	0
LOB:	0	0	1	0	1	1	1	0	0
BB:	0	0	0	0	0	0	0	0	0
P:	3	5	4	3	3	4	3	7	5

1B:	4
2B:	0
3B:	0
HR:	0
SF:	0
SAC:	2
DP:	1
HBP:	0

WP:	0
PB:	0
SB:	0
CS:	1
PA:	29

AB	27
R	0
H	4
RBI	0
BB	0
SO	4
LOB	7

PITCHER		IP	WLS	BF	H	R	ER	SO	BB	IBB	HBP	BLK	WP	HR	S	P	ERA	WHIP
Dick Ruthven, R ERA: 4.32	(1, 1)	9.0	W	29	4	0	0	4	0	0	0	0	0	0	37	37	0.00	0.444

PITCHER	IP	WLS	BF	H	R	ER	SO	BB	IBB	HBP	BLK	WP	HR	S	P	ERA	WHIP

Batter	1	2	3	4	5	6	7	8	9	AB	R	H	RBI	BB	SO	LOB
Dan Rohn, L (1, 4) OBP: 0.385, SLG: 0.750	4-1 2B		SH E 1B 1-2		K	2B 2-H 3-H 1B		K		2	0	1	0	0	1	0
23 Ryne Sandberg, R (6, PH) (7, 4) OBP: 0.316, SLG: 0.361										2	1	1	2	0	1	1
Bill Buckner, L (1, 7) OBP: 0.312, SLG: 0.443	F8		E 1-2 2-3 1B		F9	1B 1-H 2B		K		4	1	2	1	0	0	1
Joe Carter, R (8, PH) (9, 7) OBP: 0.056, SLG: 0.056										1	0	0	0	0	1	1
Mel Hall, L (1, 8) OBP: 0.353, SLG: 0.503	4-1 2-3		K		K	F6		FC4-6 1-2f		5	0	0	0	0	2	6
Keith Moreland, R (1, 9) OBP: 0.377, SLG: 0.463	P3		E5 F4-6-3 1-2 2-3 3-H			2B 1B 2-H				4	1	2	2	0	0	3
Gary Woods, R (7, 9) OBP: 0.293, SLG: 0.314										0	0	0	0	0	0	0
Ron Cey, R (1, 5) OBP: 0.344, SLG: 0.451		K	F4-6-3 1-2			1B 2B 2-H 2B F9				3	0	1	1	0	1	3
Jerry Morales, R (6, PR) OBP: 0.247, SLG: 0.293										0	1	0	0	0	0	0
Fritzie Connally, R (6, PH) (7, 5)										1	0	0	0	0	0	2
Carmelo Martinez, R (1, 3) OBP: 0.297, SLG: 0.541		K		K		2B 2-3 1B	K			4	0	1	0	0	3	0
Jody Davis, R (1, 2) OBP: 0.312, SLG: 0.473	1B		4-3 2B			1B 1-H 3-H 2B E	F6			4	1	3	1	0	0	0
Larry Bowa, S (1, 6) OBP: 0.301, SLG: 0.328	4-3		4-3 2-3			E 23 1B 2-3 1B	K			4	1	1	0	0	1	2
Dick Ruthven, R (1, 1) OBP: 0.241, SLG: 0.263			1B SH E 1B	L8		E5 23 1B 1-3 3-H		FC4-6 1B		4	2	2	1	0	0	3
Inning Stats	R: 0 H: 1 E: 0 LOB: 1 K: 0 BB: 0 S: 4 P: 4	R: 0 H: 1 E: 0 LOB: 1 K: 2 BB: 0 S: 8 P: 8	R: 1 H: 2 E: 1 LOB: 2 K: 1 BB: 0 S: 8 P: 8	R: 0 H: 1 E: 0 LOB: 1 K: 1 BB: 0 S: 6 P: 6	R: 0 H: 0 E: 0 LOB: 0 K: 2 BB: 0 S: 7 P: 7	R: 7 H: 8 E: 1 LOB: 2 K: 0 BB: 0 S: 11 P: 11	R: 0 H: 0 E: 0 LOB: 0 K: 2 BB: 0 S: 7 P: 7	R: 0 H: 1 E: 0 LOB: 1 K: 2 BB: 0 S: 8 P: 8		1B: 8 SF: 0 2B: 6 SAC: 1 3B: 0 DP: 1 HR: 0 HBP: 0						

PITCHER		IP	WLS	BF	H	R	ER	SO	BB	IBB	HBP	BLK	WP	HR	S	P	ERA	WHIP
Steve Rogers, R ERA: 3.02	(1, 1)	5.1	L	27	10	6	6	6	0	0	0	0	0	0	39	39	10.12	1.875
Dan Schatzeder, L ERA: 3.19	(6, 1)	0.2		5	3	2	1	0	0	0	0	0	0	0	5	5	13.50	4.500
Greg Bargar, R ERA: 5.94	(7, 1)	1.0		3	0	0	0	2	0	0	0	0	0	0	7	7	0.00	0.000
Tom Dixon, R ERA:	(8, 1)	1.0		4	1	0	0	2	0	0	0	0	0	0	8	8	0.00	1.000

PITCHER	IP	WLS	BF	H	R	ER	SO	BB	IBB	HBP	BLK	WP	HR	S	P	ERA	WHIP

BOTTOM

Montreal Expos @ Chicago Cubs

Wrigley Field, Chicago, IL

Mon Sep 12 1983, 3:33 AM CDT

Att. 4,180 - Cloudy - 71 F

livebaseballscorecards.com

AB	38
R	8
H	14
RBI	8
BB	0
SO	10
LOB	22

1B: 8	SF: 0	WP: 0	PA: 39
2B: 6	SAC: 1	PB: 0	
3B: 0	DP: 1	SB: 0	
HR: 0	HBP: 0	CS: 0	

Batter	1	2	3	4	5	6	7	8	9	AB	R	H	RBI	BB	SO	LOB
Tim Raines, S (1, 7) OBP: 0.385, SLG: 0.417	0-0 S 3B 1B	0-0 6-3 ②		0-0 4-3 ③			0-0 4-3 ①		0-0 SH3 1B 1B	5	2	2	0	0	0	1
Manny Trillo, R (1, 4) OBP: 0.317, SLG: 0.349	S S S 0-3 K ① 1-2	0-0 6-3 ③			0-0 G4-6-3 1B		0-0 6-3 ②		0-0 SH3 ① 1-2	4	0	1	0	0	1	1
Andre Dawson, R (1, 8) OBP: 0.350, SLG: 0.564	0-0 E 2-H 3B		0-0 6-3 ①		0-0 ① ② G4-6-3 1-2f		S S S 0-3 K ③		0-0 F7 ②	5	1	1	1	0	1	2
Al Oliver, L (1, 3) OBP: 0.343, SLG: 0.412	0-0 E4 FC4-6 3-H		0-0 4-3 ②		0-0 6-3 ③			0-0 BB 5-3 1B	0-0 2-H 1B	5	0	2	2	0	0	0
Gary Carter, R (1, 2) OBP: 0.342, SLG: 0.462	0-0 FC4-6 ② BB 1-2f 2B		0-0 2B			0-0 F8 ①		0-0 F7 ①	0-0 5-3 ③	5	1	1	0	0	0	3
Tim Wallach, R (1, 5) OBP: 0.342, SLG: 0.457	B B B B 4-0 1-2 2B BB		0-0 6-3 ③			B B B B 4-0 FC4-6 1B BB		0-0 5-3 ② 1-2		2	1	0	0	2	0	2
Terry Francona, L (1, 9) OBP: 0.260, SLG: 0.297	0-0 1-H 2-H 2B			0-0 L4 ①		0-0 FC4-6 1-2 1B		I I I I 4-0 BB IBB		3	0	2	2	1	0	0
Doug Flynn, R (1, 6) OBP: 0.272, SLG: 0.294	0-0 F8 ③			0-0 FC4-6 1B		0-0 FC4-6 ② 1-2f 2-3		B B B B 4-0 1-2 2-3 BB		3	0	1	0	1	0	3
Scott Sanderson, R (1, 1) OBP: 0.160, SLG: 0.240 Bob James, R (5, 1) OBP: 0.200, SLG: 0.200		0-0 F9 ①		0-0 FC4-6 ② 1-2f		0-0 5-3 ③		S S S 0-3 K ③		2	0	0	0	0	0	1
										2	0	0	0	0	1	5
Inning Stats	R: 4 H: 3 E: 1 LOB: 1 K: 1 BB: 1 S: 9 P: 13	R: 0 H: 0 E: 0 LOB: 0 K: 0 BB: 0 S: 3 P: 3	R: 0 H: 1 E: 0 LOB: 1 K: 0 BB: 0 S: 4 P: 4	R: 0 H: 1 E: 0 LOB: 1 K: 0 BB: 0 S: 4 P: 4	R: 0 H: 1 E: 0 LOB: 0 K: 0 BB: 0 S: 3 P: 3	R: 0 H: 1 E: 0 LOB: 2 K: 0 BB: 1 S: 4 P: 8	R: 0 H: 0 E: 0 LOB: 0 K: 1 BB: 0 S: 5 P: 5	R: 0 H: 1 E: 0 LOB: 3 K: 1 BB: 2 S: 6 P: 14	R: 1 H: 2 E: 0 LOB: 1 K: 0 BB: 0 S: 5 P: 5	1B: 7 SF: 0 2B: 2 SAC: 1 3B: 1 DP: 1 HR: 0 HBP: 0						

TOP

Montreal Expos @ Chicago Cubs

Wrigley Field, Chicago, IL

Tue Sep 13 1983, 3:33 AM CDT

Att. 5,572 - Overcast - 62 F

livebaseballscorecards.com

AB	36
R	5
H	10
RBI	5
BB	4
SO	3
LOB	18

WP: 0 PA: 41
PB: 0
SB: 1
CS: 0

PITCHER		IP	WLS	BF	H	R	ER	SO	BB	IBB	HBP	BLK	WP	HR	S	P	ERA	WHIP
Dickie Noles, R ERA: 4.8	(1, 1)	4.0	L	19	5	4	2	1	1	0	0	0	0	0	20	24	4.50	1.500
Reggie Patterson, R ERA:	(5, 1)	1.0		3	1	0	0	0	0	0	0	0	0	0	3	3	0.00	1.000
Don Schulze, R ERA:	(6, 1)	2.0		8	1	0	0	1	1	0	0	0	0	0	9	13	0.00	1.000
Bill Johnson, R ERA: 1.69	(8, 1)	1.2		9	2	1	1	1	1	1	0	0	0	0	9	17	5.40	1.800
Craig Lefferts, L ERA: 3.2	(9, 1)	0.0		1	1	0	0	0	0	0	0	0	0	0	1	1	∞	∞

PITCHER		IP	WLS	BF	H	R	ER	SO	BB	IBB	HBP	BLK	WP	HR	S	P	ERA	WHIP
Warren Brusstar, R ERA: 2.06	(9, 1)	0.1		1	0	0	0	0	0	0	0	0	0	0	1	1	0.00	0.000

Montreal Expos @ Chicago Cubs

Wrigley Field, Chicago, IL

Tue Sep 13 1983, 3:33 AM CDT

Att. 5,572 - Overcast - 62 F

livebaseballscorecards.com

BOTTOM

Batter	1	2	3	4	5	6	7	8	9	AB	R	H	RBI	BB	SO	LOB
Dan Rohn, L (1, 4) OBP: 0.412, SLG: 0.688	G3 1B		F9		BB 1B 1-3 2-H 1B		1-3			4	0	2	1	0	0	0
Bill Buckner, L (1, 7) (9, 3) OBP: 0.312, SLG: 0.441	F8			P5	BB 1-2 3-H 1B			F6		4	0	1	1	0	0	1
Mel Hall, L (1, 8) OBP: 0.357, SLG: 0.503	G3 1-2			B B B B 1B BB	B B B B FC6-4 1-2 2-3 BB			0-0 1B		2	0	1	0	2	0	1
Keith Moreland, R (1, 9) OBP: 0.376, SLG: 0.461	S S S K			F6-4-3 1-3 1B	FC6-4 1-2f			F9		4	0	1	0	0	1	5
Carmelo Martinez, R (1, 3) OBP: 0.284, SLG: 0.516 Jay Johnstone, L (8, PH) OBP: 0.361, SLG: 0.448 (9, 7)		P2		F6-4-3 1-2		S S S K		P5		3 1	0 0	0 0	0 0	0 0	1 0	2 1
Jody Davis, R (1, 2) OBP: 0.310, SLG: 0.469		4-3			F9	P4			S S S K	4	0	0	0	0	1	0
Fritzie Connally, R (1, 5) Tom Grant, L (9, PH)		F6-3			5-3	S S S K			S S S K	3 1	0 0	0 0	0 0	0 0	1 1	0 0
Larry Bowa, S (1, 6) OBP: 0.301, SLG: 0.328 Ron Cey, R (9, PH) OBP: 0.344, SLG: 0.450			F7		BB 1B 1B		S S S K		F7	3 1	1 0	1 0	0 0	0 0	1 0	0 0
Dickie Noles, R (1, 1) OBP: 0.278, SLG: 0.286 Reggie Patterson, R (5, 1) Jerry Morales, R (5, PH) OBP: 0.256, SLG: 0.293 Don Schulze, R (6, 1) Thad Bosley, L (7, PH) OBP: 0.449, SLG: 0.585 Bill Johnson, R (8, 1) Craig Lefferts, L (9, 1) OBP: 0.158, SLG: 0.111 Warren Brusstar, R (9, 1)			F7	B B B B 1B 1B 1-2 BB		S S S K				1 0 0 0 1 0 0 0	0 0 1 0 0 0 0 0	0 0 0 0 0 0 0 0	0 0 0 0 0 0 0 0	0 0 1 0 0 0 0 0	0 0 0 0 0 0 0 0	0 0 0 0 1 0 0 0	0 0 0 0 0 0 0 0
Inning Stats	R: 0 H: 1 E: 0 LOB: 1 K: 1 BB: 0 S: 6 P: 6	R: 0 H: 0 E: 0 LOB: 0 K: 0 BB: 0 S: 3 P: 3	R: 0 H: 0 E: 0 LOB: 0 K: 0 BB: 0 S: 3 P: 3	R: 0 H: 1 E: 0 LOB: 1 K: 0 BB: 1 S: 3 P: 7	R: 2 H: 3 E: 0 LOB: 3 K: 0 BB: 2 S: 6 P: 14	R: 0 H: 0 E: 0 LOB: 0 K: 2 BB: 0 S: 7 P: 7	R: 0 H: 0 E: 0 LOB: 0 K: 2 BB: 0 S: 7 P: 7	R: 0 H: 1 E: 0 LOB: 1 K: 0 BB: 0 S: 4 P: 4	R: 0 H: 0 E: 0 LOB: 0 K: 2 BB: 0 S: 7 P: 7	1B: 6 2B: 0 3B: 0 HR: 0	SF: 0 SAC: 0 DP: 1 HBP: 0			WP: 0 PB: 0 SB: 0 CS: 0	PA: 35		

	AB	32
	R	2
	H	6
	RBI	2
	BB	3
	SO	7
	LOB	10

PITCHER		IP	WLS	BF	H	R	ER	SO	BB	IBB	HBP	BLK	WP	HR	S	P	ERA	WHIP
Scott Sanderson, R ERA: 4.28	(1, 1)	4.2		20	5	2	2	1	2	0	0	0	0	0	20	28	3.86	1.500
Bob James, R ERA: 3.77	(5, 1)	4.1	W	15	1	0	0	6	1	0	0	0	0	0	26	30	0.00	0.462

PITCHER	IP	WLS	BF	H	R	ER	SO	BB	IBB	HBP	BLK	WP	HR	S	P	ERA	WHIP

Montreal Expos @ Philadelphia Phillies

Veterans Stadium, Philadelphia, PA

Wed Sep 14 1983, 7:05 PM EDT

Unknown

TOP

livebaseballscorecards.com

Batter	1	2	3	4	5	6	7	8	9	AB	R	H	RBI	BB	SO	LOB
Tim Raines, S (1, 7) OBP: 0.385, SLG: 0.416	K		HR, BLK 3-H 1B		5-3		2B BB		F2	4	2	1	1	1	1	0
Manny Trillo, R (1, 4) OBP: 0.317, SLG: 0.351	F9		5-3 1-2		K		1-H 2-H 2B			4	0	1	2	0	1	1
Andre Dawson, R (1, 8) OBP: 0.350, SLG: 0.568	K		HR 2-H		6-3		F7			4	1	1	2	0	1	1
Gary Carter, R (1, 2) OBP: 0.341, SLG: 0.460		P6 1B				P6		F7		4	0	1	0	0	0	0
Al Oliver, L (1, 3) OBP: 0.343, SLG: 0.410		CS BB	L8			6-3		4-3		3	0	0	0	1	0	1
Tim Wallach, R (1, 5) OBP: 0.344, SLG: 0.456		FC5-4 1-2 BB		F8		K		FC5-4 BB		2	0	0	0	2	1	0
Mike Vail, R (1, 9) OBP: 0.314, SLG: 0.351		FC5-4 1-2f		1B			K	FC5-4 1-2f		4	0	1	0	0	1	2
Jeff Reardon, R (8, 1) OBP: 0.125, SLG: 0.125										0	0	0	0	0	0	0
Doug Flynn, R (1, 6) OBP: 0.274, SLG: 0.300			SH5-4 1B 2B	K			2B 2B		K	4	2	2	0	0	2	1
Bryn Smith, R (1, 1) OBP: 0.167, SLG: 0.167			SH5-4 2-3	K			K		F8	0	0	0	0	0	0	0
Greg Bargar, R (3, 1) OBP: 0.167, SLG: 0.167										1	0	0	0	0	1	1
Chris Welsh, L (4, 1) OBP: 0.278, SLG: 0.235										0	0	0	0	0	0	0
Mike Fuentes, R (7, PH) OBP: 0.333, SLG: 0.333										1	0	0	0	0	1	1
Tom Dixon, R (7, 1)										0	0	0	0	0	0	0
Jim Wohlford, R (8, 9) OBP: 0.307, SLG: 0.371										1	0	0	0	0	0	0
Inning Stats	R: 0 E: 0 K: 2 S: 7 H: 0 LOB: 0 BB: 0 P: 7	R: 0 E: 0 K: 0 S: 2 H: 0 LOB: 1 BB: 2 P: 10	R: 3 E: 0 K: 0 S: 7 H: 4 LOB: 1 BB: 0 P: 7	R: 0 E: 0 K: 2 S: 8 H: 1 LOB: 1 BB: 0 P: 8	R: 0 E: 0 K: 1 S: 5 H: 0 LOB: 0 BB: 0 P: 5	R: 0 E: 0 K: 1 S: 5 H: 0 LOB: 0 BB: 0 P: 5	R: 2 E: 0 K: 2 S: 9 H: 2 LOB: 1 BB: 1 P: 13	R: 0 E: 0 K: 0 S: 3 H: 0 LOB: 1 BB: 1 P: 7	R: 0 E: 0 K: 1 S: 5 H: 0 LOB: 0 BB: 0 P: 5	1B: 3 2B: 3 3B: 0 HR: 1 SF: 0 SAC: 1 DP: 0 HBP: 0	WP: 0 PB: 0 SB: 0 CS: 1 PA: 37					

	AB	32
	R	5
	H	7
	RBI	5
	BB	4
	SO	9
	LOB	8

PITCHER		IP	WLS	BF	H	R	ER	SO	BB	IBB	HBP	BLK	WP	HR	S	P	ERA	WHIP
Steve Carlton, L ERA: 3.13	(1, 1)	8.0	W	34	7	5	5	8	4	0	0	1	0	1	46	62	5.62	1.375
Al Holland, L ERA: 2.44	(9, 1)	1.0		3	0	0	0	1	0	0	0	0	0	0	5	5	0.00	0.000

PITCHER		IP	WLS	BF	H	R	ER	SO	BB	IBB	HBP	BLK	WP	HR	S	P	ERA	WHIP

BOTTOM

Montreal Expos @ Philadelphia Phillies

Veterans Stadium, Philadelphia, PA

Wed Sep 14 1983, 7:05 PM EDT

Unknown

Batter	1	2	3	4	5	6	7	8	9	AB	R	H	RBI	BB	SO	LOB
Joe Morgan, L (1, 4) OBP: 0.358, SLG: 0.374	G3		E 1B 1-2 1B	1-H HR	3-1			FC6-4 1B		4	2	2	2	0	0	1
Kiko Garcia, R (7, 4) OBP: 0.347, SLG: 0.431										1	0	1	0	0	0	0
Len Matuszek, L (1, 3) OBP: 0.217, SLG: 0.200	K		E8 1B E 1-3 2-H 1B	HR 2B		1-3		F8		5	2	2	0	0	1	1
Mike Schmidt, R (1, 5) OBP: 0.400, SLG: 0.517	K		E 1B 1B HBP	2-H HR		F9		FC6-4 1-2f		4	2	1	2	0	1	1
Joe Lefebvre, L (1, 9) OBP: 0.404, SLG: 0.536		F6-4-3 HBP	1B E 1-2 2-3 3-H 1B	E3 G1-4-3		F5				3	0	1	1	0	0	0
Garry Maddox, R (1, 8) OBP: 0.322, SLG: 0.383	F6-4-3 1-2		E5 1B 1-2 2-3 3-H	K			G3 SF7 2B			4	1	1	1	0	1	4
Greg Gross, L (1, 7) OBP: 0.378, SLG: 0.359	1B 1B 1B		F4-6-3 1-2 2-3 3-H 1B	G1-4-3 1-2f			G3 2-3			4	0	2	1	0	0	2
Bo Diaz, R (1, 2) OBP: 0.291, SLG: 0.356	1B 1-2 1B		F2		F6-3		SF7 3-H			3	0	1	1	0	0	3
Ivan De Jesus, R (1, 6) OBP: 0.315, SLG: 0.313	1-2 2-H 1B		F4-6-3 1-2		2B		K			4	0	2	0	0	1	3
Steve Carlton, L (1, 1) OBP: 0.220, SLG: 0.258			1B 1B E 1B	HR BB	F9			F6-3		2	2	1	0	1	0	1
Von Hayes, L (8, PH) OBP: 0.327, SLG: 0.369										1	0	0	0	0	0	0
Al Holland, R (9, 1)										0	0	0	0	0	0	0
Inning Stats	R: 0 E: 0 K: 2 S: 7 H: 0 LOB: 0 BB: 0 P: 7	R: 0 E: 0 K: 0 S: 4 H: 3 LOB: 2 BB: 0 P: 5	R: 4 E: 2 K: 0 S: 8 H: 5 LOB: 2 BB: 0 P: 9	R: 4 E: 1 K: 1 S: 8 H: 3 LOB: 0 BB: 1 P: 12	R: 0 E: 0 K: 0 S: 4 H: 1 LOB: 1 BB: 0 P: 4	R: 0 E: 0 K: 0 S: 3 H: 0 LOB: 0 BB: 0 P: 3	R: 1 E: 0 K: 1 S: 6 H: 1 LOB: 0 BB: 0 P: 6	R: 0 E: 0 K: 0 S: 4 H: 1 LOB: 1 BB: 0 P: 4		1B: 9 2B: 3 3B: 0 HR: 2 SF: 1 SAC: 0 DP: 3 HBP: 2				WP: 0 PB: 0 SB: 0 CS: 0 PA: 39		

livebaseballscorecards.com

AB	35
R	9
H	14
RBI	8
BB	1
SO	4
LOB	16

PITCHER		IP	WLS	BF	H	R	ER	SO	BB	IBB	HBP	BLK	WP	HR	S	P	ERA	WHIP
Bryn Smith, R ERA: 2.95	(1, 1)	2.0	L	13	7	4	4	2	0	0	2	0	0	0	15	17	18.00	3.500
Greg Bargar, R ERA: 7.64	(3, 1)	1.0		8	4	4	4	0	1	0	0	0	0	2	7	11	36.00	5.000
Chris Welsh, L ERA: 4.63	(4, 1)	3.0		10	1	0	0	1	0	0	0	0	0	0	12	12	0.00	0.333
Tom Dixon, R ERA: 4.5	(7, 1)	1.0		4	1	1	1	1	0	0	0	0	0	0	6	6	9.00	1.000
Jeff Reardon, R ERA: 2.85	(8, 1)	1.0		4	1	0	0	0	0	0	0	0	0	0	4	4	0.00	1.000

PITCHER	IP	WLS	BF	H	R	ER	SO	BB	IBB	HBP	BLK	WP	HR	S	P	ERA	WHIP

Montreal Expos @ Philadelphia Phillies

Veterans Stadium, Philadelphia, PA

Wed Sep 14 1983, 7:05 PM EDT

Att. 30,731 - Unknown

TOP

livebaseballscorecards.com

Batter	1	2	3	4	5	6	7	8	9	AB	R	H	RBI	BB	SO	LOB
Tim Raines, S (1, 7) OBP: 0.383, SLG: 0.413	F8		K		F8			4-3		4	0	0	0	0	1	2
Bryan Little, S (1, 4) OBP: 0.344, SLG: 0.307	4-3		F8			G3		E4		4	0	0	0	0	0	1
Andre Dawson, R (1, 8) OBP: 0.347, SLG: 0.564	F7			6-3		5-3		P5		4	0	0	0	0	0	1
Al Oliver, L (1, 3) OBP: 0.344, SLG: 0.413		FC6 1B		F8		2B		K		4	0	2	0	0	1	1
Gary Carter, R (1, 2) OBP: 0.341, SLG: 0.459		K		1B		5-3			F5	4	0	1	0	0	1	2
Tim Wallach, R (1, 5) OBP: 0.341, SLG: 0.452		F8		F7			6-3		5-3	4	0	0	0	0	0	2
Terry Francona, L (1, 9) OBP: 0.260, SLG: 0.296		FC6 1-2f			G3		G3 1B		G3	4	0	1	0	0	0	1
Doug Flynn, R (1, 6) OBP: 0.273, SLG: 0.299			F8		F9		G3 1-2			2	0	0	0	0	0	0
Terry Crowley, L (7, PH) OBP: 0.354, SLG: 0.189										1	0	0	0	0	0	1
Angel Salazar, R (7, 6) OBP: 0.231, SLG: 0.167										0	0	0	0	0	0	0
Ray Burris, R (1, 1) OBP: 0.310, SLG: 0.289			BB		2B		K			0	0	0	0	1	0	0
Jerry White, S (5, PH) OBP: 0.364, SLG: 0.182										1	0	1	0	0	0	0
Bryn Smith, R (5, 1) OBP: 0.167, SLG: 0.167										0	0	0	0	0	0	0
Mike Stenhouse, L (7, PH) OBP: 0.219, SLG: 0.172										1	0	0	0	0	1	1
Dan Schatzeder, L (7, 1) OBP: 0.200, SLG: 0.200										0	0	0	0	0	0	0
Inning Stats	R: 0 E: 0 K: 0 S: 3 H: 0 LOB: 0 BB: 0 P: 3	R: 0 E: 0 K: 1 S: 6 H: 1 LOB: 1 BB: 0 P: 6	R: 0 E: 0 K: 1 S: 5 H: 0 LOB: 1 BB: 1 P: 9	R: 0 E: 0 K: 0 S: 4 H: 1 LOB: 1 BB: 0 P: 4	R: 0 E: 0 K: 0 S: 4 H: 1 LOB: 1 BB: 0 P: 4	R: 0 E: 0 K: 0 S: 4 H: 1 LOB: 1 BB: 0 P: 4	R: 0 E: 0 K: 1 S: 6 H: 1 LOB: 1 BB: 0 P: 6	R: 0 E: 1 K: 1 S: 6 H: 0 LOB: 1 BB: 0 P: 6	R: 0 E: 0 K: 0 S: 3 H: 0 LOB: 0 BB: 0 P: 3	1B: 3 2B: 2 3B: 0 HR: 0 SF: 0 SAC: 0 DP: 0 HBP: 0						

	AB	33
	R	0
	H	5
	RBI	0
	BB	1
	SO	4
	LOB	12

WP: 0 PB: 0 SB: 0 CS: 0 PA: 34

PITCHER	IP	WLS	BF	H	R	ER	SO	BB	IBB	HBP	BLK	WP	HR	S	P	ERA	WHIP
Marty Bystrom, R (1, 1) ERA: 4.58	9.0	W	34	5	0	0	4	1	0	0	0	0	0	41	45	0.00	0.667

PITCHER	IP	WLS	BF	H	R	ER	SO	BB	IBB	HBP	BLK	WP	HR	S	P	ERA	WHIP

Batter	1	2	3	4	5	6	7	8	9	AB	R	H	RBI	BB	SO	LOB
Juan Samuel, R (1, 4) OBP: 0.309, SLG: 0.460	BBB 4-0 S HR BB		x 0-0 1-2 HR 1B		SSS 0-3 ① K		SSS 0-3 ③ K			3	2	1	0	1	2	1
Len Matuszek, L (1, 3) OBP: 0.222, SLG: 0.333	x 0-0 ① F8		x 0-0 1-H 2-H HR		x 0-0 ② F9			x 0-0 ① P6		4	1	1	3	0	0	2
Mike Schmidt, R (1, 5) OBP: 0.399, SLG: 0.521	x 0-0 1-H HR		SSS 0-3 ① K		SSS 0-3 ③ K			SSS 0-3 ② K		4	1	1	2	0	3	1
Joe Lefebvre, L (1, 7) OBP: 0.398, SLG: 0.527	SSS 0-3 ② K		SSS 0-3 ② K			SSS 0-3 ① K		SSS 0-3 ③ K		4	0	0	0	0	4	0
Sixto Lezcano, R (1, 9) OBP: 0.327, SLG: 0.346	x 0-0 ③ F6-3		SSS 0-3 ③ K			x 0-0 ② 4-3				3	0	0	0	0	1	0
Greg Gross, L (1, 8) OBP: 0.378, SLG: 0.359		x 0-0 ① 3-1		x 0-0 ① F8		x 0-0 1B				3	0	1	0	0	0	0
Ozzie Virgil, R (1, 2) OBP: 0.279, SLG: 0.389		x 0-0 ② F8		SSS 0-3 ② K		SSS 0-3 ③ K				3	0	0	0	0	2	1
Ivan De Jesus, R (1, 6) OBP: 0.313, SLG: 0.310		x 0-0 ③ F7		x 0-0 ③ F9			x 0-0 ① F7			3	0	0	0	0	0	0
Marty Bystrom, R (1, 1) OBP: 0.243, SLG: 0.235			x 0-0 1B HR 1B		x 0-0 2B		x 0-0 ② 1-3			3	1	2	0	0	0	0
Inning Stats	R: 2 H: 1 E: 0 LOB: 0 K: 1 BB: 1 S: 6 P: 10	R: 0 H: 0 E: 0 LOB: 0 K: 0 BB: 0 S: 3 P: 3	R: 3 H: 3 E: 0 LOB: 0 K: 3 BB: 0 S: 12 P: 12	R: 0 H: 0 E: 0 LOB: 0 K: 1 BB: 0 S: 5 P: 5	R: 0 H: 1 E: 0 LOB: 1 K: 2 BB: 0 S: 8 P: 8	R: 0 H: 1 E: 0 LOB: 1 K: 2 BB: 0 S: 8 P: 8	R: 0 H: 0 E: 0 LOB: 0 K: 1 BB: 0 S: 5 P: 5	R: 0 H: 0 E: 0 LOB: 0 K: 2 BB: 0 S: 7 P: 7		1B: 3 SF: 0 2B: 1 SAC: 0 3B: 0 DP: 0 HR: 2 HBP: 0						

PITCHER		IP	WLS	BF	H	R	ER	SO	BB	IBB	HBP	BLK	WP	HR	S	P	ERA	WHIP
Ray Burris, R ERA: 3.69	(1, 1)	4.0	L	17	4	5	5	5	1	0	0	0	0	2	26	30	11.25	1.250
Bryn Smith, R ERA: 2.9	(5, 1)	2.0		8	2	0	0	4	0	0	0	0	0	0	16	16	0.00	1.000
Dan Schatzeder, L ERA: 3.11	(7, 1)	2.0		6	0	0	0	3	0	0	0	0	0	0	12	12	0.00	0.000

PITCHER	IP	WLS	BF	H	R	ER	SO	BB	IBB	HBP	BLK	WP	HR	S	P	ERA	WHIP

BOTTOM

Montreal Expos @ Philadelphia Phillies

Veterans Stadium, Philadelphia, PA

Wed Sep 14 1983, 7:05 PM EDT

Att. 30,731 - Unknown

livebaseballscorecards.com

AB	30
R	5
H	6
RBI	5
BB	1
SO	12
LOB	5

1B: 3	SF: 0	WP: 0	PA: 31
2B: 1	SAC: 0	PB: 0	
3B: 0	DP: 0	SB: 1	
HR: 2	HBP: 0	CS: 0	

Batter	1	2	3	4	5	6	7	8	9	AB	R	H	RBI	BB	SO	LOB
Tim Raines, S (1, 7) OBP: 0.383, SLG: 0.412	F8		4-3 S WP 1B	G3		4-3		FC5-4 IBB		4	1	1	0	1	0	1
Manny Trillo, R (1, 4) OBP: 0.318, SLG: 0.350	FC1-4 BB		4-3 1-3		2B SF9 1B	K		FC5-4 1-2f 2-3		4	1	1	0	1	1	3
Andre Dawson, R (1, 8) OBP: 0.346, SLG: 0.560	FC1-4 1-2f		5-3 3-H		K	HBP		K		4	0	0	0	0	2	4
Al Oliver, L (1, 3) OBP: 0.344, SLG: 0.416	4-3		2B		2B 1-3	P6			P6	5	1	2	0	0	0	2
Gary Carter, R (1, 2) OBP: 0.341, SLG: 0.457		6-3	F8		2B IBB		P6		1B	4	0	1	0	1	0	1
Tim Wallach, R (1, 5) OBP: 0.340, SLG: 0.450		F9 1B BB		K	SF9 3-H		F7		F8	3	0	0	1	1	1	1
Terry Francona, L (1, 9) OBP: 0.269, SLG: 0.328		FC6-4 1-2 1B		HR	FC5 1-3 2-H 2B		6-3		L4	5	1	3	2	0	0	1
Doug Flynn, R (1, 6) OBP: 0.275, SLG: 0.301		F9 2-3		2B	IBB			F9		3	0	1	0	1	0	2
Bill Gullickson, R (1, 1) OBP: 0.143, SLG: 0.151		FC6-4 1-2f		K	FC5 2-3f			FC5-4 2B		4	0	1	0	0	1	6
Bob James, R (8, 1) OBP: 0.200, SLG: 0.200										0	0	0	0	0	0	0
Inning Stats	R: 0 H: 0 E: 0 LOB: 1 K: 0 BB: 1 S: 3 P: 7	R: 0 H: 1 E: 0 LOB: 2 K: 0 BB: 1 S: 4 P: 8	R: 1 H: 2 E: 0 LOB: 1 K: 0 BB: 0 S: 5 P: 5	R: 1 H: 2 E: 0 LOB: 1 K: 2 BB: 0 S: 9 P: 9	R: 2 H: 3 E: 0 LOB: 3 K: 1 BB: 2 S: 8 P: 16	R: 0 H: 0 E: 0 LOB: 1 K: 1 BB: 0 S: 5 P: 6	R: 0 H: 0 E: 0 LOB: 0 K: 0 BB: 0 S: 3 P: 3	R: 0 H: 1 E: 0 LOB: 2 K: 1 BB: 1 S: 6 P: 10	R: 0 H: 1 E: 0 LOB: 1 K: 0 BB: 0 S: 4 P: 4							

TOP

Montreal Expos @ Philadelphia Phillies

Veterans Stadium, Philadelphia, PA

Thu Sep 15 1983, 7:05 PM EDT

Att. 25,047 - Unknown

livebaseballscorecards.com

AB	36
R	4
H	10
RBI	3
BB	5
SO	5
LOB	21

| | | | | | | | | | |

BOTTOM

Montreal Expos @ Philadelphia Phillies

Veterans Stadium, Philadelphia, PA

Thu Sep 15 1983, 7:05 PM EDT

Att. 25,047 - Unknown

livebaseballscorecards.com

Batter	1	2	3	4	5	6	7	8	9	AB	R	H	RBI	BB	SO	LOB
Joe Morgan, L (1, 4) OBP: 0.357, SLG: 0.370	4-3		F2			P4		BB		3	0	0	0	1	0	0
Juan Samuel, R (8, PR) OBP: 0.309, SLG: 0.460 (9, 4)										0	0	0	0	0	0	0
Len Matuszek, L (1, 3) OBP: 0.226, SLG: 0.429	F2			HR		K		K		4	1	1	1	0	2	3
Mike Schmidt, R (1, 5) OBP: 0.397, SLG: 0.517	F9			F6-3			K		5-3	4	0	0	0	0	1	0
Joe Lefebvre, L (1, 9) OBP: 0.395, SLG: 0.522		F4-6-3 1B		F7			1-3		K	4	0	1	0	0	1	0
Garry Maddox, R (1, 8) OBP: 0.318, SLG: 0.377		F4-6-3		5-3			F7		K	4	0	0	0	0	1	1
Greg Gross, L (1, 7) OBP: 0.381, SLG: 0.363		1B	4-3					F6-4-3 1B		3	0	2	0	0	0	0
Ozzie Virgil, R (1, 2) OBP: 0.273, SLG: 0.380		K	K					F6-4-3		3	0	0	0	0	2	2
Ivan De Jesus, R (1, 6) OBP: 0.313, SLG: 0.313			F9		F6-3			1B 2B		3	0	1	0	0	0	0
Kevin Gross, R (1, 1) OBP: 0.138, SLG: 0.143 Von Hayes, L (6, PH) OBP: 0.326, SLG: 0.368 Ron Reed, R (7, 1) OBP: 0.167, SLG: 0.167 Pete Rose, S (8, PH) OBP: 0.312, SLG: 0.281 Jeff Stone, L (8, PR) OBP: 1.000, SLG: 1.000 Willie Hernandez, L (9, 1) OBP: 0.462, SLG: 0.462			K			K		BB		1 1 0 1 0 0	0 0 0 0 0 0	0 0 0 1 0 0	0 0 0 0 0 0	0 1 0 0 0 0	1 0 0 0 0 0	0 0 0 0 0 0
Inning Stats	R: 0 E: 0 K: 0 S: 3 H: 0 LOB: 0 BB: 0 P: 3	R: 0 E: 0 K: 1 S: 6 H: 2 LOB: 1 BB: 0 P: 6	R: 0 E: 0 K: 1 S: 5 H: 0 LOB: 0 BB: 0 P: 5	R: 1 E: 0 K: 0 S: 4 H: 1 LOB: 0 BB: 0 P: 4	R: 0 E: 0 K: 1 S: 5 H: 0 LOB: 0 BB: 0 P: 5	R: 0 E: 0 K: 2 S: 7 H: 0 LOB: 0 BB: 0 P: 7	R: 0 E: 0 K: 1 S: 5 H: 0 LOB: 0 BB: 0 P: 5	R: 0 E: 0 K: 1 S: 7 H: 3 LOB: 3 BB: 1 P: 11	R: 0 E: 0 K: 2 S: 7 H: 0 LOB: 0 BB: 0 P: 7	1B: 4 2B: 1 3B: 0 HR: 1	SF: 0 SAC: 0 DP: 2 HBP: 0	WP: 0 PB: 0 SB: 0 CS: 0	PA: 32			

PITCHER	IP	WLS	BF	H	R	ER	SO	BB	IBB	HBP	BLK	WP	HR	S	P	ERA	WHIP
Bill Gullickson, R (1, 1) ERA: 3.79	7.2	W	28	6	1	1	6	1	0	0	0	0	1	39	43	1.17	0.913
Bob James, R (8, 1) ERA: 3.65	1.1	S	4	0	0	0	3	0	0	0	0	0	0	10	10	0.00	0.000

PITCHER	IP	WLS	BF	H	R	ER	SO	BB	IBB	HBP	BLK	WP	HR	S	P	ERA	WHIP

AB	31
R	1
H	6
RBI	1
BB	1
SO	9
LOB	6

Batter	1	2	3	4	5	6	7	8	9	AB	R	H	RBI	BB	SO	LOB
Tim Raines, S (1, 7) OBP: 0.386, SLG: 0.418	0-0 7-4 S 1B		0-0 1-3 ①		4-0 SH3 1-2 BB		0-0 2B		0-0 L4 2B	4	0	3	0	1	0	0
Manny Trillo, R (1, 4) OBP: 0.319, SLG: 0.348	4-0 1-2 BB		0-0 6-3 ②		0-0 SH3 ① 1-2 2-3		4-0 BB		0-0 P6 ①	2	0	0	0	2	0	1
Andre Dawson, R (1, 8) OBP: 0.343, SLG: 0.555	0-0 F2 ①		0-0 6-3 ③		0-0 L5 ②		0-0 F8 ②		0-0 L4 ②③ 2-3	5	0	0	0	0	0	7
Al Oliver, L (1, 3) OBP: 0.345, SLG: 0.415	0-0 7-4 ②③ 2-3f			0-0 BB 1B	4-0 IBB		0-0 F6 ③			3	0	1	0	1	0	4
Gary Carter, R (1, 2) OBP: 0.344, SLG: 0.458		0-0 1B 1B		4-0 1-2 BB	0-0 P6 ③			0-0 G3 1B		3	0	2	0	1	0	3
Tim Wallach, R (1, 5) OBP: 0.338, SLG: 0.446		S S S 0-3 K ①		0-0 F2 ①		S S S 0-3 K ①		S S S 0-3 K ①		4	0	0	0	0	3	4
Terry Francona, L (1, 9) OBP: 0.274, SLG: 0.331		0-0 1-2 1B		0-0 L8 ②		0-0 F9 ②		0-0 G3 1-2 1B		4	0	2	0	0	0	2
Doug Flynn, R (1, 6) OBP: 0.273, SLG: 0.299 Terry Crowley, L (8, PH) OBP: 0.347, SLG: 0.184 Angel Salazar, R (8, 6) OBP: 0.231, SLG: 0.167		0-0 F8 ②		S S S 0-3 K ③		S S S 0-3 K ③		0-0 G3 ② 1-2 2-3		3 1 0	0 0 0	0 0 0	0 0 0	0 0 0	2 0 0	4 2 0
Charlie Lea, R (1, 1) OBP: 0.119, SLG: 0.092 Brad Mills, L (7, PH) OBP: 0.231, SLG: 0.231 Dan Schatzeder, L (7, 1) OBP: 0.200, SLG: 0.200 Mike Stenhouse, L (8, PH) OBP: 0.167, SLG: 0.167 Jeff Reardon, R (8, 1) OBP: 0.125, SLG: 0.125		S S S 0-3 K ③			0-0 SH3 BB 1B		S S S 0-3 K ①	S S S 0-3 K ③		2 1 0 1 0	0 0 0 0 0	1 0 0 0 0	0 0 0 0 0	0 0 0 0 0	1 1 0 1 0	2 0 0 2 0
Inning Stats	R: 0 E: 0 K: 0 S: 3 H: 1 LOB: 1 BB: 1 P: 7	R: 0 E: 0 K: 2 S: 9 H: 2 LOB: 2 BB: 0 P: 9	R: 0 E: 0 K: 0 S: 3 H: 0 LOB: 0 BB: 0 P: 3	R: 0 E: 0 K: 1 S: 6 H: 1 LOB: 2 BB: 1 P: 10	R: 0 E: 0 K: 0 S: 4 H: 1 LOB: 3 BB: 2 P: 12	R: 0 E: 0 K: 2 S: 7 H: 0 LOB: 0 BB: 0 P: 7	R: 0 E: 0 K: 1 S: 6 H: 1 LOB: 2 BB: 1 P: 10	R: 0 E: 0 K: 2 S: 9 H: 2 LOB: 2 BB: 0 P: 9	R: 0 E: 0 K: 0 S: 3 H: 1 LOB: 0 BB: 0 P: 3	1B: 7 2B: 4 3B: 0 HR: 0	SF: 0 SAC: 1 DP: 2 HBP: 0						

PITCHER	IP	WLS	BF	H	R	ER	SO	BB	IBB	HBP	BLK	WP	HR	S	P	ERA	WHIP
Jose DeLeon, R (1, 1) ERA: 2.27	9.0	W	39	9	0	0	8	4	1	0	0	0	0	50	70	0.00	1.444

PITCHER	IP	WLS	BF	H	R	ER	SO	BB	IBB	HBP	BLK	WP	HR	S	P	ERA	WHIP

TOP

Montreal Expos @ Pittsburgh Pirates

Three Rivers Stadium, Pittsburgh, PA

Fri Sep 16 1983, 7:05 PM EDT

Att. 13,057 - Unknown

livebaseballscorecards.com

AB	33
R	0
H	9
RBI	0
BB	5
SO	8
LOB	31

1B: 7 2B: 4 3B: 0 HR: 0 SF: 0 SAC: 1 DP: 2 HBP: 0

WP: 0 PB: 0 SB: 1 CS: 0 PA: 39

Batter	1	2	3	4	5	6	7	8	9	AB	R	H	RBI	BB	SO	LOB
Marvell Wynne, L (1, 8) OBP: 0.325, SLG: 0.374	4-3		F7		F8		F6-3	1-H, 2-H, 3-H: HR		5	1	1	4	0	0	2
Johnny Ray, S (1, 4) OBP: 0.316, SLG: 0.394	3-1			K	1-H: 3B		L9	4-3		5	0	1	1	0	1	0
Dave Parker, L (1, 9) OBP: 0.310, SLG: 0.417	F8			WP: 1B	3-1		1B			4	1	2	0	0	0	1
Jason Thompson, L (1, 3) OBP: 0.374, SLG: 0.404		F6-3		2-H: 1B		E: 3B HBP	K			3	1	1	1	0	1	1
Mike Easler, L (1, 7) OBP: 0.355, SLG: 0.443		4-3		F5		P4		BB: 1B HR BB		3	1	0	0	1	0	2
Tony Peña, R (1, 2) OBP: 0.331, SLG: 0.423		P4		1-3: 1B		E4 1-2: 3B		BB 1-2: HR 1B		4	2	2	0	0	0	1
Richie Hebner, L (1, 5) OBP: 0.294, SLG: 0.364			1-3	K		1-H, 2-H: WP 3B		K		4	1	1	2	0	2	4
Dale Berra, R (1, 6) OBP: 0.325, SLG: 0.357			F2		3B 1B	F7		1-2, 2-3: HR BB		3	2	1	0	1	0	1
Jose DeLeon, R (1, 1) OBP: 0.212, SLG: 0.037			1B		K	3-H: 4-3		K		4	0	1	0	0	2	4
Inning Stats	R: 0 E: 0 K: 0 S: 3 H: 0 LOB: 0 BB: 0 P: 3	R: 0 E: 0 K: 0 S: 3 H: 0 LOB: 0 BB: 0 P: 3	R: 0 E: 0 K: 0 S: 4 H: 1 LOB: 1 BB: 0 P: 4	R: 1 E: 0 K: 2 S: 10 H: 3 LOB: 2 BB: 0 P: 10	R: 1 E: 0 K: 1 S: 7 H: 2 LOB: 1 BB: 0 P: 7	R: 3 E: 1 K: 0 S: 5 H: 1 LOB: 0 BB: 0 P: 6	R: 0 E: 0 K: 1 S: 6 H: 1 LOB: 1 BB: 0 P: 6	R: 4 E: 0 K: 2 S: 9 H: 2 LOB: 0 BB: 2 P: 17		1B: 6 2B: 1 3B: 2 HR: 1 SF: 0 SAC: 0 DP: 0 HBP: 1						

PITCHER		IP	WLS	BF	H	R	ER	SO	BB	IBB	HBP	BLK	WP	HR	S	P	ERA	WHIP
Charlie Lea, R ERA: 3.0	(1, 1)	6.0	L	27	7	5	3	3	0	0	1	0	2	0	32	33	4.50	1.167
Dan Schatzeder, L ERA: 3.07	(7, 1)	1.0		4	1	0	0	1	0	0	0	0	0	0	6	6	0.00	1.000
Jeff Reardon, R ERA: 3.29	(8, 1)	1.0		7	2	4	4	2	2	0	0	0	0	1	9	17	36.00	4.000

PITCHER	IP	WLS	BF	H	R	ER	SO	BB	IBB	HBP	BLK	WP	HR	S	P	ERA	WHIP

BOTTOM

Montreal Expos @ Pittsburgh Pirates

Three Rivers Stadium, Pittsburgh, PA

Fri Sep 16 1983, 7:05 PM EDT

Att. 13,057 - Unknown

livebaseballscorecards.com

AB	35
R	9
H	10
RBI	8
BB	2
SO	6
LOB	16

Batter	1	2	3	4	5	6	7	8	9	10	11	12	13	AB	R	H	RBI	BB	SO	LOB
Tim Raines, S (1, 7) OBP: 0.386, SLG: 0.417	G3 S 1B		6-3	G3		S 1B			4-3		G4-6-3 1-2f			6	0	2	0	0	0	2
Manny Trillo, R (1, 4) OBP: 0.320, SLG: 0.346	G3 1-3		E BB		F9	K 1-2			1B 1B			5-3		5	1	1	0	1	1	2
Andre Dawson, R (1, 8) OBP: 0.345, SLG: 0.555	L6		E7 1-H 1B 2B		BB 2B HBP		6-3		1B 1B			F4		5	2	2	1	0	0	1
Al Oliver, L (1, 3) OBP: 0.347, SLG: 0.414	BB		G1-4-3 3-H 1B		2B 1-2 FC5-2 BB		G3		L1			E5 FC6-4		4	0	1	1	2	0	2
Gary Carter, R (1, 2) OBP: 0.342, SLG: 0.457	6-3		G1-4-3 1-2f		FC5-2 1-3 2-H 2B		F5			F7		FC6-4 1-2f		6	0	1	1	0	0	4
Tim Wallach, R (1, 5) OBP: 0.338, SLG: 0.445		E5 1B		1B FC6-4 1B	FC5-2 2-3 3-H	1-3				5-3			6-3	6	1	2	0	0	0	2
Terry Francona, L (1, 9) OBP: 0.272, SLG: 0.328 Tom Dixon, R (13, 1)		P6		FC6-4 1-3 1B	K			4-3		5-3			BB	5	0	1	0	0	1	3
														0	0	0	0	0	0	0
Doug Flynn, R (1, 6) OBP: 0.271, SLG: 0.297 Gene Roof, S (8, PH)		F6-3		FC6-4 1-2f SH1-4 3-H		F9		F7			4-3		K	3	0	0	1	0	0	2
Angel Salazar, R (8, 6) OBP: 0.231, SLG: 0.167 Mike Stenhouse, L (11, PH) OBP: 0.206, SLG: 0.161 Chris Speier, R (11, 6) OBP: 0.333, SLG: 0.331														1	0	0	0	0	0	0
														0	0	0	0	0	0	0
														1	0	0	0	0	0	0
														1	0	0	0	0	1	1
Steve Rogers, R (1, 1) OBP: 0.165, SLG: 0.156 Terry Crowley, L (9, PH) OBP: 0.346, SLG: 0.179 Bob James, R (6, 1) OBP: 0.200, SLG: 0.200 Dan Schatzeder, L (10, 1) OBP: 0.200, SLG: 0.200 Jeff Reardon, R (10, 1) OBP: 0.125, SLG: 0.125 Jerry White, S (10, 9) OBP: 0.370, SLG: 0.176 Brad Mills, L (13, PH) OBP: 0.286, SLG: 0.231	K		K	SH1-4 1-2	K	K			4-3		G4-6-3 BB		K	2	0	0	0	2	1
														1	0	0	0	0	0	0
														0	0	0	0	0	0	0
														0	0	0	0	0	0	0
														0	0	0	0	0	0	0
														1	0	0	0	1	1	1
														0	0	0	0	1	0	0
Inning Stats	R: 0 E: 0 K: 0 S: 4 H: 1 LOB: 2 BB: 1 P: 8	R: 0 E: 1 K: 1 S: 6 H: 1 LOB: 1 BB: 0 P: 6	R: 2 E: 1 K: 0 S: 4 H: 2 LOB: 0 BB: 1 P: 8	R: 1 E: 0 K: 0 S: 5 H: 2 LOB: 1 BB: 0 P: 5	R: 1 E: 0 K: 1 S: 6 H: 1 LOB: 2 BB: 1 P: 11	R: 0 E: 0 K: 2 S: 8 H: 1 LOB: 1 BB: 0 P: 8	R: 0 E: 0 K: 0 S: 3 H: 0 LOB: 0 BB: 0 P: 3	R: 0 E: 0 K: 0 S: 3 H: 0 LOB: 0 BB: 0 P: 3	R: 0 E: 0 K: 0 S: 5 H: 2 LOB: 2 BB: 0 P: 5	R: 0 E: 0 K: 0 S: 3 H: 0 LOB: 0 BB: 0 P: 3	R: 0 E: 0 K: 0 S: 2 H: 0 LOB: 0 BB: 1 P: 6	R: 0 E: 1 K: 0 S: 4 H: 0 LOB: 1 BB: 0 P: 4	R: 0 E: 0 K: 2 S: 7 H: 0 LOB: 1 BB: 1 P: 11	1B: 8 2B: 2 3B: 0 HR: 0 SF: 0 SAC: 1 DP: 2 HBP: 1	WP: 0 PB: 0 SB: 2 CS: 0 PA: 54						

PITCHER		IP	WLS	BF	H	R	ER	SO	BB	IBB	HBP	BLK	WP	HR	S	P	ERA	WHIP
Lee Tunnell, R ERA: 3.95	(1, 1)	4.1		23	7	4	4	1	3	0	1	0	0	0	0	21	8.31	2.308
Manny Sarmiento, R ERA: 3.12	(5, 1)	0.1		1	0	0	0	0	0	0	0	0	0	0	1	1	0.00	0.000
Rod Scurry, L ERA: 5.56	(5, 1)	0.1		1	0	0	0	1	0	0	0	0	0	0	3	3	0.00	0.000
Cecilio Guante, R ERA: 3.21	(6, 1)	2.0		7	1	0	0	2	0	0	0	0	0	0	11	11	0.00	0.500
Kent Tekulve, R ERA: 1.65	(8, 1)	4.0		14	2	0	0	0	1	0	0	0	0	0	13	17	0.00	0.750

PITCHER		IP	WLS	BF	H	R	ER	SO	BB	IBB	HBP	BLK	WP	HR	S	P	ERA	WHIP
Jim Bibby, R ERA: 6.69	(12, 1)	2.0	W	8	0	0	0	2	1	0	0	0	0	0	11	15	0.00	0.500

TOP

Montreal Expos @ Pittsburgh Pirates

Three Rivers Stadium, Pittsburgh, PA

Sat Sep 17 1983, 7:05 PM EDT

Att. 29,748 - Unknown

livebaseballscorecards.com

AB	47
R	4
H	10
RBI	4
BB	5
SO	6
LOB	21

Batter	1	2	3	4	5	6	7	8	9	10	11	12	13	AB	R	H	RBI	BB	SO	LOB
Marvell Wynne, L (1, 8) OBP: 0.326, SLG: 0.371	F9		K 2-3 3-H		4-3 2-3		1B 3-H			1-6-3 SH BB		K		5	0	1	1	1	2	2
Johnny Ray, S (1, 4) OBP: 0.315, SLG: 0.392	4-3		3-1		1-3		4-3			SH 1-6-3 1-2		CS 1B		5	0	1	0	0	0	3
Dave Parker, L (1, 9) OBP: 0.307, SLG: 0.412	P4			4-3		3-1		F7		1-6-3 1-2 2-3		K 1-2		6	0	0	0	0	1	3
Jason Thompson, L (1, 3) OBP: 0.371, SLG: 0.401 Bill Madlock, R (10, PH) OBP: 0.385, SLG: 0.447 Gene Tenace, R (10, PR) OBP: 0.351, SLG: 0.262 (11, 3)		K		F7		1-3		4-3		IBB			F8	4	0	0	0	0	1	0
														0	0	0	0	0	1	0
														1	0	0	0	0	0	0
Mike Easler, L (1, 7) OBP: 0.360, SLG: 0.446 Lee Lacy, R (8, PR) OBP: 0.353, SLG: 0.408 (9, 7) Milt May, L (10, PH) OBP: 0.326, SLG: 0.372 Brian Harper, R (11, 7) OBP: 0.230, SLG: 0.430		F6-4-3 1B		F5		F5		1B 1B 1B		P6			HBP 2B BB	4	0	3	0	0	0	0
														0	0	0	0	0	0	0
														1	0	0	0	0	0	3
														0	1	0	0	1	0	0
Tony Peña, R (1, 2) OBP: 0.331, SLG: 0.422		F6-4-3 1-2		F6			SH1-4 4-3 1B	1-H		K		F3		6	1	2	0	0	1	6
Richie Hebner, L (1, 5) OBP: 0.314, SLG: 0.380 Miguel Dilone, S (9, PR) OBP: 0.284, SLG: 0.254 Jim Morrison, R (10, 5) OBP: 0.356, SLG: 0.503			1B PB 1B		2B BB		4-3 SH1-4 1-2 1B		FC1-6 1B		K	2B HBP 1-2		3	3	3	0	1	0	0
														0	0	0	0	0	0	0
														1	0	0	0	0	1	0
Dale Berra, R (1, 6) OBP: 0.325, SLG: 0.359			PB SH2-4 1-3 1B		F9		SH1-4 1-2 2-3		FC1-6 B1-6-4 1-2f		K	2B 1-3 2-H		5	0	2	1	0	1	2
Lee Tunnell, R Manny Sarmiento, R Rod Scurry, L Doug Frobel, L Cecilio Guante, R Lee Mazzilli, S Kent Tekulve, R Joe Orsulak, L Jim Bibby, R			SH2-4 1-2		4-3 1-H 2B		4-3 2-3 3-H		B1-6-4 1-2f		F8			0	0	0	0	0	0	0
														0	0	0	0	0	0	0
														0	0	0	0	0	0	0
														1	0	0	1	0	0	1
														1	0	0	0	0	0	1
														1	0	0	0	0	0	0
														0	0	0	0	0	0	0
Inning Stats	R: 0 E: 0 K: 0 S: 3 H: 0 LOB: 0 BB: 0 P: 3	R: 0 E: 0 K: 1 S: 5 H: 1 LOB: 0 BB: 0 P: 5	R: 1 E: 0 K: 1 S: 7 H: 2 LOB: 1 BB: 0 P: 7	R: 0 E: 0 K: 0 S: 4 H: 1 LOB: 1 BB: 0 P: 4	R: 1 E: 0 K: 0 S: 4 H: 1 LOB: 1 BB: 1 P: 8	R: 0 E: 0 K: 0 S: 3 H: 0 LOB: 0 BB: 0 P: 3	R: 2 E: 0 K: 0 S: 6 H: 3 LOB: 1 BB: 0 P: 6	R: 0 E: 0 K: 0 S: 4 H: 2 LOB: 2 BB: 0 P: 4	R: 0 E: 0 K: 0 S: 3 H: 1 LOB: 1 BB: 0 P: 3	R: 0 E: 1 K: 1 S: 6 H: 0 LOB: 3 BB: 2 P: 14	R: 0 E: 0 K: 0 S: 7 H: 0 LOB: 0 BB: 0 P: 7	R: 0 E: 0 K: 2 S: 7 H: 1 LOB: 0 BB: 0 P: 7	R: 1 E: 0 K: 0 S: 3 H: 1 LOB: 2 BB: 1 P: 8	1B: 11 2B: 2 3B: 0 HR: 0	SF: 0 SAC: 3 DP: 2 HBP: 1	WP: 0 PB: 1 SB: 0 CS: 1	PA: 53			

PITCHER		IP	WLS	BF	H	R	ER	SO	BB	IBB	HBP	BLK	WP	HR	S	P	ERA	WHIP
Steve Rogers, R ERA: 3.03	(1, 1)	8.0		33	10	4	3	2	1	0	0	0	0	0	36	40	3.38	1.375
Bob James, R ERA: 3.55	(9, 1)	1.1		6	1	0	0	0	1	0	0	0	0	0	5	9	0.00	1.500
Dan Schatzeder, L ERA: 3.07	(10, 1)	0.0		1	0	0	0	0	0	1	0	0	0	0	0	4	∞	∞
Jeff Reardon, R ERA: 3.18	(10, 1)	2.2		8	1	0	0	5	0	0	0	0	0	0	18	18	0.00	0.375
Tom Dixon, R ERA: 6.75	(13, 1)	0.2	L	5	1	1	1	0	1	0	1	0	0	0	3	8	13.50	3.000

PITCHER	IP	WLS	BF	H	R	ER	SO	BB	IBB	HBP	BLK	WP	HR	S	P	ERA	WHIP

BOTTOM

Montreal Expos @ Pittsburgh Pirates

Three Rivers Stadium, Pittsburgh, PA

Sat Sep 17 1983, 7:05 PM EDT

Att. 29,748 - Unknown

livebaseballscorecards.com

AB	45
R	5
H	13
RBI	4
BB	4
SO	7
LOB	21

Montreal Expos @ Pittsburgh Pirates

Three Rivers Stadium, Pittsburgh, PA

Sun Sep 18 1983, 3:33 AM EDT

Att. 25,738 - Unknown

TOP

Batter	1	2	3	4	5	6	7	8	9	AB	R	H	RBI	BB	SO	LOB
Tim Raines, S (1, 7) OBP: 0.386, SLG: 0.416	BBBB 4-0 E S 1B BB		x 0-0 S 1B		x 0-0 ① G3		x 0-0 ① 4-3		x 0-0 ② F7	4	1	1	0	1	0	0
Manny Trillo, R (1, 4) OBP: 0.323, SLG: 0.348	x 0-0 G3-1 1-H 1B		SSS 0-3 ① K 1-2		x 0-0 ② F9		x 0-0 FC6-4 1B		BBBB 4-0 2B 1B BB	4	1	2	1	1	1	1
Andre Dawson, R (1, 8) OBP: 0.345, SLG: 0.559	SSS 0-3 ① K		x 0-0 ② F9		x 0-0 1B 3B		x 0-0 ② FC6-4 CS 1-2f		x 0-0 1-3 1B 2B	5	2	2	0	0	1	3
Al Oliver, L (1, 3) OBP: 0.349, SLG: 0.414	x 0-0 ②③ G3-1 1-2f		4-0 IBB		x 0-0 3B 3-H 1B		0-0 ③ CS 1-2	x 0-0 ① F7	4-0 1B IBB	3	1	1	1	2	0	1
Terry Francona, L (1, 9) OBP: 0.277, SLG: 0.342 Jim Wohlford, R (9, PH) OBP: 0.312, SLG: 0.376 (9, 9)		x 0-0 2B 1B	x 0-0 ③ G3		x 0-0 1-H 3B			x 0-0 ② G3	x 0-0 1-3 2-H 3-H 1B	4 1	0 0	2 1	1 2	0 0	0 0	2 0
Tim Wallach, R (1, 5) OBP: 0.340, SLG: 0.449 Mike Fuentes, R (8, PR) OBP: 0.333, SLG: 0.333 Gary Carter, R (8, 2) OBP: 0.342, SLG: 0.456		x 0-0 1-3 2B		x 0-0 1B	x 0-0 ③ F8			x 0-0 1B 1B	x 0-0 ③ F7	4 0 1	0 0 0	3 0 0	0 0 0	0 0 0	0 0 0	1 0 2
Chris Speier, R (1, 6) OBP: 0.332, SLG: 0.329 (8, 5)		SSS 0-3 ① K		SSS 0-3 ① K		x 0-0 ① 6-3		x 0-0 1-2 1B		4	0	1	0	0	2	3
Bobby Ramos, R (1, 2) OBP: 0.333, SLG: 0.296 Terry Crowley, L (8, PH) OBP: 0.333, SLG: 0.175 Doug Flynn, R (8, 6) OBP: 0.271, SLG: 0.297		SSS 0-3 ② K		x 0-0 ② F9		x 0-0 ② 5-3		x 0-0 ③ F7		3 1 0	0 0 0	0 0 0	0 0 0	0 0 0	1 0 0	3 2 0
Scott Sanderson, R (1, 1) OBP: 0.143, SLG: 0.214 Bob James, R (6, 1) OBP: 0.167, SLG: 0.167		x 0-0 ③ 6-3		SSS 0-3 ③ K		x 0-0 ③ F8			SSS 0-3 ① K	3 1	0 0	0 0	0 0	0 0	1 1	3 0
Inning Stats	R: 1 H: 1 E: 0 LOB: 0 K: 1 BB: 1 S: 5 P: 9	R: 0 H: 2 E: 0 LOB: 2 K: 2 BB: 0 S: 9 P: 9	R: 0 H: 1 E: 0 LOB: 2 K: 1 BB: 1 S: 6 P: 10	R: 0 H: 1 E: 0 LOB: 1 K: 2 BB: 0 S: 8 P: 8	R: 2 H: 3 E: 0 LOB: 1 K: 0 BB: 0 S: 6 P: 6	R: 0 H: 0 E: 0 LOB: 0 K: 0 BB: 0 S: 3 P: 3	R: 0 H: 1 E: 0 LOB: 0 K: 0 BB: 0 S: 3 P: 3	R: 0 H: 2 E: 0 LOB: 2 K: 0 BB: 0 S: 5 P: 5	R: 2 H: 2 E: 0 LOB: 2 K: 1 BB: 2 S: 7 P: 15	1B: 9 SF: 0 2B: 2 SAC: 0 3B: 2 DP: 1 HR: 0 HBP: 0						

livebaseballscorecards.com

	AB	38
	R	5
	H	13
	RBI	5
	BB	4
	SO	7
	LOB	21

WP: 0 PA: 43
PB: 0
SB: 2
CS: 1

PITCHER		IP	WLS	BF	H	R	ER	SO	BB	IBB	HBP	BLK	WP	HR	S	P	ERA	WHIP
Rick Rhoden, R ERA: 3.21	(1, 1)	7.0	L	30	9	3	3	6	1	1	0	0	0	0	40	48	3.86	1.429
Cecilio Guante, R ERA: 3.35	(8, 1)	1.2		10	3	2	2	1	1	1	0	0	0	0	10	18	10.80	2.400
Rod Scurry, L ERA: 5.56	(9, 1)	0.0		1	1	0	0	0	0	0	0	0	0	0	1	1	∞	∞
Manny Sarmiento, R ERA: 3.11	(9, 1)	0.1		1	0	0	0	0	0	0	0	0	0	0	1	1	0.00	0.000

PITCHER	IP	WLS	BF	H	R	ER	SO	BB	IBB	HBP	BLK	WP	HR	S	P	ERA	WHIP

Batter	1	2	3	4	5	6	7	8	9	AB	R	H	RBI	BB	SO	LOB
Marvell Wynne, L (1, 8) OBP: 0.330, SLG: 0.372	BBBB 4-0 S BB		x 0-0 1B G4-6-3 1B		x 0-0 ③ F9		BBBB 4-0 BB			2	1	1	0	2	0	0
Johnny Ray, S (1, 4) OBP: 0.315, SLG: 0.391	x 0-0 ① F6 1-2		x 0-0 G4-6-3 1-3 1B			x 0-0 ① 3-1	x 0-0 ③ F9			4	0	1	0	0	0	3
Dave Parker, L (1, 9) OBP: 0.308, SLG: 0.412	BBBB 4-0 BB		x 0-0 ① ② G4-6-3 1-2f 3-H			x 0-0 CS 1B		SSS 0-3 ① K		3	0	1	0	1	1	1
Jason Thompson, L (1, 3) OBP: 0.370, SLG: 0.400	x 0-0 ② F9		x 0-0 ③ G3			x 0-0 ② 1B 1-2 1B		x 0-0 ② 4-3		4	0	1	0	0	0	2
Mike Easler, L (1, 7) OBP: 0.359, SLG: 0.444	SSS 0-3 ③ K			x 0-0 ① 3-1		x 0-0 1-3 1B		x 0-0 ③ F7		4	0	1	0	0	1	2
Tony Peña, R (1, 2) OBP: 0.330, SLG: 0.426		x 0-0 HR		x 0-0 ② F7		SSS 0-3 ③ K			SSS 0-3 ① K	4	1	1	1	0	2	2
Richie Hebner, L (1, 5) OBP: 0.315, SLG: 0.379 Miguel Dilone, S (7, PR) OBP: 0.284, SLG: 0.254 Jim Morrison, R (8, 5) OBP: 0.354, SLG: 0.500		x 0-0 ① F8		x 0-0 ③ 4-3			x 0-0 S 1B		x 0-0 E5	3 0 1	0 0 0	1 0 0	0 0 0	0 0 0	0 0 0	0 0 0
Dale Berra, R (1, 6) OBP: 0.324, SLG: 0.357 Doug Frobel, L (9, PH) OBP: 0.323, SLG: 0.534		SSS 0-3 ② K			x 0-0 ① 6-3		SSS 0-3 ① K 1-2		SSS 0-3 ② K	3 1	0 0	0 0	0 0	0 0	2 1	1 1
Rick Rhoden, R (1, 1) OBP: 0.128, SLG: 0.141 Lee Mazzilli, S (7, PH) OBP: 0.368, SLG: 0.340 Cecilio Guante, R (8, 1) OBP: 0.182, SLG: 0.100 Rod Scurry, L (9, 1) Manny Sarmiento, R (9, 1) Milt May, L (9, PH) OBP: 0.324, SLG: 0.371		x 0-0 ③ L8			x 0-0 ② 5-3		x 0-0 ② F5		SSS 0-3 ③ K	2 1 0 0 0 1	0 0 0 0 0 0	0 0 0 0 0 0	0 0 0 0 0 0	0 0 0 0 0 1	0 2 0 0 0 1	0 0 0 0 0 1
Inning Stats	R: 0 E: 0 K: 1 S: 5 H: 0 LOB: 2 BB: 2 P: 13	R: 1 E: 0 K: 1 S: 6 H: 1 LOB: 0 BB: 0 P: 6	R: 1 E: 0 K: 0 S: 4 H: 2 LOB: 0 BB: 0 P: 4	R: 0 E: 0 K: 0 S: 3 H: 0 LOB: 0 BB: 0 P: 3	R: 0 E: 0 K: 0 S: 3 H: 0 LOB: 0 BB: 0 P: 3	R: 0 E: 0 K: 1 S: 7 H: 3 LOB: 2 BB: 0 P: 7	R: 0 E: 0 K: 1 S: 6 H: 1 LOB: 2 BB: 1 P: 10	R: 0 E: 0 K: 1 S: 5 H: 0 LOB: 0 BB: 0 P: 5	R: 0 E: 1 K: 3 S: 10 H: 0 LOB: 1 BB: 0 P: 10	1B: 6 2B: 0 3B: 0 HR: 1	SF: 0 SAC: 0 DP: 1 HBP: 0			WP: 0 PB: 0 SB: 2 CS: 1	PA: 36		

PITCHER		IP	WLS	BF	H	R	ER	SO	BB	IBB	HBP	BLK	WP	HR	S	P	ERA	WHIP
Scott Sanderson, R ERA: 4.2	(1, 1)	5.2	W	23	6	2	2	2	2	0	0	0	0	1	25	33	3.18	1.412
Bob James, R ERA: 3.31	(6, 1)	3.1	S	13	1	0	0	6	1	0	0	0	0	0	24	28	0.00	0.600

PITCHER	IP	WLS	BF	H	R	ER	SO	BB	IBB	HBP	BLK	WP	HR	S	P	ERA	WHIP

BOTTOM

Montreal Expos @ Pittsburgh Pirates

Three Rivers Stadium, Pittsburgh, PA

Sun Sep 18 1983, 3:33 AM EDT

Att. 25,738 - Unknown

livebaseballscorecards.com

AB	33
R	2
H	7
RBI	1
BB	3
SO	8
LOB	15

Batter	1	2	3	4	5	6	7	8	9	AB	R	H	RBI	BB	SO	LOB
Lonnie Smith, R (1, 7) OBP: 0.370, SLG: 0.435	F6		F8 2-3		FC5-2-5 3-H		K			4	0	0	0	0	1	4
Ozzie Smith, S (1, 6) OBP: 0.316, SLG: 0.331	3-1		4-3		G3			P5		4	0	0	0	0	0	2
Willie McGee, S (1, 8) OBP: 0.316, SLG: 0.375	K			F6-3		K		F7		4	0	0	0	0	2	0
Darrell Porter, L (1, 2) OBP: 0.354, SLG: 0.429		P4		2B 1B		F9		3-1		4	0	1	0	0	0	0
George Hendrick, R (1, 3) OBP: 0.372, SLG: 0.490		F3		F7		F7			K	4	0	0	0	0	1	1
Ken Oberkfell, L (1, 5) OBP: 0.372, SLG: 0.388		BB		1-3 2B			2B		P5	3	0	2	0	1	0	0
Andy Van Slyke, L (1, 9) OBP: 0.354, SLG: 0.429		P3		K			BB		F9	3	0	0	0	1	1	3
Jeff Doyle, S (1, 4) OBP: 0.571, SLG: 0.857			F8 SH5-4 1B		FC5-2-5 3B		F8			3	0	2	0	0	0	2
Neil Allen, R (1, 1) OBP: 0.111, SLG: 0.156			SH5-4 1-2		K		K			1	0	0	0	0	1	1
Steve Braun, L (7, PH) OBP: 0.411, SLG: 0.430										1	0	0	0	0	1	2
Jeff Lahti, R (7, 1)										0	0	0	0	0	0	0
Inning Stats	R: 0 E: 0 K: 1 S: 5 H: 0 LOB: 0 BB: 0 P: 5	R: 0 E: 0 K: 0 S: 3 H: 0 LOB: 1 BB: 1 P: 7	R: 0 E: 0 K: 0 S: 4 H: 1 LOB: 1 BB: 0 P: 4	R: 0 E: 0 K: 1 S: 7 H: 2 LOB: 2 BB: 0 P: 7	R: 0 E: 0 K: 1 S: 6 H: 1 LOB: 1 BB: 0 P: 6	R: 0 E: 0 K: 1 S: 5 H: 0 LOB: 0 BB: 0 P: 5	R: 0 E: 0 K: 2 S: 8 H: 1 LOB: 2 BB: 1 P: 12	R: 0 E: 0 K: 0 S: 3 H: 0 LOB: 0 BB: 0 P: 3	R: 0 E: 0 K: 1 S: 5 H: 0 LOB: 0 BB: 0 P: 5	1B: 2 2B: 2 3B: 1 HR: 0 SF: 0 SAC: 1 DP: 0 HBP: 0						

PITCHER	IP	WLS	BF	H	R	ER	SO	BB	IBB	HBP	BLK	WP	HR	S	P	ERA	WHIP
Bryn Smith, R (1, 1) ERA: 2.71	9.0	W	34	5	0	0	7	2	0	0	0	0	0	46	54	0.00	0.778

PITCHER	IP	WLS	BF	H	R	ER	SO	BB	IBB	HBP	BLK	WP	HR	S	P	ERA	WHIP

TOP

St. Louis Cardinals @ Montreal Expos

Olympic Stadium, Montreal, QB

Mon Sep 19 1983, 7:05 PM EDT

Unknown

livebaseballscorecards.com

AB	31
R	0
H	5
RBI	0
BB	2
SO	7
LOB	15

WP: 0 PB: 0 SB: 0 CS: 0 PA: 34

Batter	1	2	3	4	5	6	7	8	9	AB	R	H	RBI	BB	SO	LOB
Tim Raines, S (1, 9) OBP: 0.388, SLG: 0.418	0-0 1B 2B		0-0 G4-3 1-2f		BBBB 4-0 S BB			BBBB 4-0 G3 S WP BB		2	2	1	0	2	0	1
Bryan Little, S (1, 4) OBP: 0.343, SLG: 0.306	0-0 L4-3 2-H 1B			0-0 3-1	0-0 F8 1-2			0-0 G3 1-3		4	0	1	1	0	0	3
Andre Dawson, R (1, 8) OBP: 0.346, SLG: 0.559	SSS 0-3 K			0-0 2B		BBBB 4-0 G4-6-3 BB		0-0 F8 3-H		3	0	1	0	1	1	1
Al Oliver, L (1, 3) OBP: 0.347, SLG: 0.411	0-0 L4-3 1-2			SSS 0-3 K		0-0 G4-6-3 1-2f		0-0 6-3		4	0	0	0	0	1	3
Gary Carter, R (1, 2) OBP: 0.342, SLG: 0.457		0-0 L8		0-0 5-3		0-0 2B				3	0	1	0	0	0	1
Terry Francona, L (1, 7) OBP: 0.278, SLG: 0.342		0-0 G3			0-0 2B 1B	0-0 F2				3	1	1	0	0	0	1
Tim Wallach, R (1, 5) OBP: 0.339, SLG: 0.447		0-0 P4			0-0 F7		0-0 F4			3	0	0	0	0	0	1
Doug Flynn, R (1, 6) OBP: 0.271, SLG: 0.300			0-0 F9		0-0 1-H 2B		0-0 F5-3			3	0	1	1	0	0	0
Bryn Smith, R (1, 1) OBP: 0.185, SLG: 0.185			0-0 G4-3 1B		0-0 F2		0-0 1-3			3	0	1	0	0	0	1
Inning Stats	R: 1 H: 2 E: 0 LOB: 0 K: 1 BB: 0 S: 6 P: 6	R: 0 H: 0 E: 0 LOB: 0 K: 0 BB: 0 S: 3 P: 3	R: 0 H: 1 E: 0 LOB: 0 K: 0 BB: 0 S: 3 P: 3	R: 0 H: 1 E: 0 LOB: 1 K: 1 BB: 0 S: 6 P: 6	R: 1 H: 2 E: 0 LOB: 2 K: 0 BB: 1 S: 5 P: 9	R: 0 H: 1 E: 0 LOB: 1 K: 0 BB: 1 S: 3 P: 7	R: 0 H: 0 E: 0 LOB: 0 K: 0 BB: 0 S: 3 P: 3	R: 1 H: 0 E: 0 LOB: 0 K: 0 BB: 1 S: 3 P: 7		1B: 3 SF: 0 2B: 5 SAC: 0 3B: 0 DP: 3 HR: 0 HBP: 0						

PITCHER		IP	WLS	BF	H	R	ER	SO	BB	IBB	HBP	BLK	WP	HR	S	P	ERA	WHIP
Neil Allen, R ERA: 3.89	(1, 1)	6.0	L	24	7	2	2	2	2	0	0	0	0	0	26	34	3.00	1.500
Jeff Lahti, R ERA: 3.04	(7, 1)	2.0		7	0	1	1	0	1	0	0	0	1	0	6	10	4.50	0.500

PITCHER	IP	WLS	BF	H	R	ER	SO	BB	IBB	HBP	BLK	WP	HR	S	P	ERA	WHIP

BOTTOM

St. Louis Cardinals @ Montreal Expos

Olympic Stadium, Montreal, QB

Mon Sep 19 1983, 7:05 PM EDT

Unknown

livebaseballscorecards.com

AB	28
R	3
H	7
RBI	2
BB	3
SO	2
LOB	12

WP: 1 PA: 31
PB: 0
SB: 2
CS: 0

St. Louis Cardinals @ Montreal Expos

Olympic Stadium, Montreal, QB

Mon Sep 19 1983, 7:05 PM EDT

Att. 40,229 - Unknown

TOP

livebaseballscorecards.com

Batter	1	2	3	4	5	6	7	8	9	AB	R	H	RBI	BB	SO	LOB
Jeff Doyle, S (1, 4) OBP: 0.400, SLG: 0.600	F7		F7		F7	K			K	3	0	0	0	0	0	0
Floyd Rayford, R (6, PH) OBP: 0.279, SLG: 0.347										1	0	0	0	0	1	1
Dave Rucker, L (6, 1)										0	0	0	0	0	0	0
Darrell Porter, L (8, 2) OBP: 0.353, SLG: 0.428										1	0	0	0	0	1	0
Ken Oberkfell, L (1, 5) OBP: 0.370, SLG: 0.384	F8		F7		2B BB		4-3		6-3	4	0	0	0	1	0	0
Andy Van Slyke, L (1, 8) OBP: 0.356, SLG: 0.432	F6			1B S HR BB	1-3 2B		L4			3	1	1	0	1	0	0
Jim Adduci, L (1, 3)		E BB		K	5-3		1B			1	0	0	0	1	1	1
George Hendrick, R (5, PH) OBP: 0.372, SLG: 0.490										2	0	1	0	0	0	2
(5, 3)																
Steve Braun, L (1, 7) OBP: 0.404, SLG: 0.420		F8		F8 1-2	HBP		F7			2	0	0	0	0	0	2
Lonnie Smith, R (5, PH) OBP: 0.371, SLG: 0.434										1	0	0	0	0	0	1
(5, 7)																
David Green, R (1, 9) OBP: 0.313, SLG: 0.411		F6 1-2		HR 2-3 1B	F3			K		4	1	1	0	0	1	4
Jamie Quirk, L (1, 2) OBP: 0.284, SLG: 0.351		K		1-H 3-H HR		F9 E HBP		K		2	1	1	3	0	1	2
Glenn Brummer, R (6, PR) OBP: 0.333, SLG: 0.325										1	0	0	0	0	1	0
(6, 2)																
Bruce Sutter, R (8, 1)										0	0	0	0	0	0	0
Mike Ramsey, S (1, 6) OBP: 0.309, SLG: 0.337		F9		1B		E6 1-2		F7		4	0	1	0	0	0	3
(6, 4)																
Dave LaPoint, L (1, 1) OBP: 0.242, SLG: 0.153			1-3	K		F9 2-3			P4	2	0	0	0	0	1	1
Ralph Citarella, R (5, 1)										0	0	0	0	0	0	0
Ozzie Smith, S (6, PH) OBP: 0.315, SLG: 0.330										2	0	0	0	0	0	2
(6, 6)																

	AB	33
	R	3
	H	5
	RBI	3
	BB	3
	SO	7
	LOB	19

Inning Stats										
	R: 0	H: 0	R: 0	H: 0	R: 0	H: 0	R: 3	H: 3	R: 0	H: 1
	E: 0	LOB: 0	E: 1	LOB: 2	E: 0	LOB: 0	E: 0	LOB: 1	E: 0	LOB: 3
	K: 0	BB: 0	K: 1	BB: 1	K: 0	BB: 0	K: 2	BB: 1	K: 0	BB: 1
	S: 3	P: 3	S: 6	P: 10	S: 3	P: 3	S: 10	P: 14	S: 4	P: 9

	R: 0	H: 0	R: 0	H: 1	R: 0	H: 0	R: 0	H: 0	1B: 3	SF: 0	WP: 0	PA: 38
	E: 1	LOB: 1	E: 0	LOB: 1	E: 0	LOB: 0	E: 0	LOB: 0	2B: 1	SAC: 0	PB: 0	
	K: 1	BB: 0	K: 0	BB: 1	K: 2	BB: 0	K: 1	BB: 0	3B: 0	DP: 0	SB: 1	
	S: 5	P: 6	S: 4	P: 4	S: 7	P: 7	S: 5	P: 5	HR: 1	HBP: 2	CS: 0	

PITCHER		IP	WLS	BF	H	R	ER	SO	BB	IBB	HBP	BLK	WP	HR	S	P	ERA	WHIP
Ray Burris, R ERA: 3.76	(1, 1)	4.1		21	4	3	3	3	3	0	0	0	0	1	24	36	6.23	1.615
Dan Schatzeder, L ERA: 3.01	(5, 1)	1.2		7	0	0	0	1	0	0	2	0	0	0	7	9	0.00	0.000
Jeff Reardon, R ERA: 3.1	(7, 1)	2.0	W	7	1	0	0	2	0	0	0	0	0	0	11	11	0.00	0.500
Bob James, R ERA: 3.24	(9, 1)	1.0	S	3	0	0	0	1	0	0	0	0	0	0	5	5	0.00	0.000

PITCHER		IP	WLS	BF	H	R	ER	SO	BB	IBB	HBP	BLK	WP	HR	S	P	ERA	WHIP

Batter	1	2	3	4	5	6	7	8	9	AB	R	H	RBI	BB	SO	LOB
Tim Raines, S (1, 7) OBP: 0.391, SLG: 0.420	BB 1B		PO BB		FC6-4 2B 1B 1-2f	CS 1B 2-3		SF9 FC5-2 1B 1-2 2-3 3-H		4	1	3	1	1	0	1
Manny Trillo, R (1, 4) OBP: 0.324, SLG: 0.349	BB 1-2		F8		1B 5-3 2B 1-3	CS 1-2	K	FC5-2 1-2 2-3 3-Hf		4	1	1	0	1	1	4
Andre Dawson, R (1, 8) OBP: 0.347, SLG: 0.564	K		PO 1-2	HR	WP 5-3 1B 2-3 3-H		F7	SF9 2-3 3-H		4	1	2	3	0	1	2
Gary Carter, R (1, 2) OBP: 0.340, SLG: 0.455	F9			F7	5-3 1-2 3-H		1B	F7		5	0	1	1	0	0	6
Al Oliver, L (1, 3) OBP: 0.346, SLG: 0.409	K			3-1	BB IBB 2-3		1-3			3	0	0	0	1	1	3
Tim Wallach, R (1, 5) OBP: 0.341, SLG: 0.449		K		BB BB	BB 1-2			FC 1B 2B		2	0	1	0	2	1	0
Angel Salazar, R (8, PR) OBP: 0.231, SLG: 0.167 (9, 6)										0	1	0	0	0	0	0
Jim Wohlford, R (1, 9) OBP: 0.312, SLG: 0.370		6-3		BB 1-2	F9			FC 1B 1B 1B 2-3		2	0	0	0	1	0	3
Terry Francona, L (8, PH) OBP: 0.276, SLG: 0.340 (9, 9)										1	1	0	0	0	0	1
Doug Flynn, R (1, 6) OBP: 0.270, SLG: 0.298		F7		F9		SH1 BB		FC5-2 1B 1-2 3-H		2	0	0	0	0	0	2
Dan Schatzeder, L (5, 1) OBP: 0.200, SLG: 0.200										0	0	0	0	0	0	0
Jerry White, S (6, PH) OBP: 0.383, SLG: 0.176										0	0	0	0	1	0	0
Jeff Reardon, R (7, 1) OBP: 0.125, SLG: 0.125										0	0	0	0	0	0	0
Terry Crowley, L (8, PH) OBP: 0.346, SLG: 0.195										1	0	1	1	0	0	0
Mike Fuentes, R (8, PR) OBP: 0.333, SLG: 0.333										0	0	0	0	0	0	0
Bob James, R (9, 1) OBP: 0.167, SLG: 0.167										0	0	0	0	0	0	0
Ray Burris, R (1, 1) OBP: 0.302, SLG: 0.282			F3		FC6-4 1B	SH1 1-2		FC5-2 SF9 1B 1-2 2-3		1	0	0	0	0	0	0
Chris Speier, R (5, 6) OBP: 0.337, SLG: 0.335 (9, 5)										2	1	2	0	0	0	0
Inning Stats	R: 0 E: 0 K: 2 S: 8 H: 1 LOB: 2 BB: 1 P: 12	R: 0 E: 0 K: 1 S: 5 H: 0 LOB: 0 BB: 0 P: 5	R: 0 E: 0 K: 0 S: 2 H: 0 LOB: 0 BB: 1 P: 6	R: 1 E: 0 K: 0 S: 4 H: 1 LOB: 2 BB: 2 P: 12	R: 2 E: 0 K: 0 S: 6 H: 3 LOB: 3 BB: 2 P: 14	R: 0 E: 0 K: 0 S: 2 H: 1 LOB: 0 BB: 1 P: 6	R: 0 E: 0 K: 1 S: 6 H: 1 LOB: 1 BB: 0 P: 6	R: 3 E: 0 K: 0 S: 8 H: 4 LOB: 3 BB: 0 P: 8		1B: 8 2B: 2 3B: 0 HR: 1 SF: 1 SAC: 1 DP: 0 HBP: 0						

PITCHER		IP	WLS	BF	H	R	ER	SO	BB	IBB	HBP	BLK	WP	HR	S	P	ERA	WHIP
Dave LaPoint, L ERA: 3.82	(1, 1)	4.1		21	5	3	3	3	4	0	0	0	0	1	23	39	6.23	2.077
Ralph Citarella, R ERA: 3.0	(5, 1)	0.2		4	0	0	0	0	1	1	0	0	1	0	2	10	0.00	1.500
Dave Rucker, L ERA: 5.57	(6, 1)	2.0	L	8	3	1	1	1	1	0	0	0	0	0	9	13	4.50	2.000
Bruce Sutter, R ERA: 3.96	(8, 1)	1.0		7	3	2	2	0	0	0	0	0	0	0	7	7	18.00	3.000

PITCHER	IP	WLS	BF	H	R	ER	SO	BB	IBB	HBP	BLK	WP	HR	S	P	ERA	WHIP

BOTTOM

St. Louis Cardinals @ Montreal Expos

Olympic Stadium, Montreal, QB

Mon Sep 19 1983, 7:05 PM EDT

Att. 40,229 - Unknown

livebaseballscorecards.com

AB	31
R	6
H	11
RBI	6
BB	7
SO	4
LOB	22

WP: 1 PA: 42
PB: 0
SB: 0
CS: 1

Batter	1	2	3	4	5	6	7	8	9	AB	R	H	RBI	BB	SO	LOB
Jeff Doyle, S (1, 4) OBP: 0.286, SLG: 0.429	F8		F6-3			4-3		G1-6-3 1-2f		4	0	0	0	0	0	3
Ken Oberkfell, L (1, 5) OBP: 0.370, SLG: 0.386	F7			F6-3			4-3 SF9 2B		6-3	3	0	1	0	0	0	0
Floyd Rayford, R (7, PR) OBP: 0.277, SLG: 0.343 (7, 5)										1	1	0	0	0	0	0
Willie McGee, S (1, 8) OBP: 0.316, SLG: 0.374	5-3			SSS K			4-3 2-3		1B	4	0	1	0	0	1	1
Darrell Porter, L (1, 2) OBP: 0.355, SLG: 0.428		L9-3 1B		SSS K			BBB 4-0 BB		F7	2	0	1	0	1	1	0
Jamie Quirk, L (7, 2) OBP: 0.280, SLG: 0.347										1	0	0	0	0	0	1
Andy Van Slyke, L (1, 7) OBP: 0.352, SLG: 0.427		L9-3 1-2			4-3		SF9 3-H		G3	3	0	0	1	0	0	2
Jim Adduci, L (1, 3)		SSS K			SSS K		F9			3	0	0	0	0	2	2
David Green, R (1, 9) OBP: 0.315, SLG: 0.413			FC6-4 1B		F8			FC6-4 1B		3	0	2	0	0	0	0
Ozzie Smith, S (1, 6) OBP: 0.314, SLG: 0.328			FC6-4 SH2-4 1-2f			F9		FC6-4 1B 1-2f		2	0	0	0	0	0	1
Jimmy Sexton, R (6, 6)										1	0	0	0	0	0	1
Bob Forsch, R (1, 1) OBP: 0.302, SLG: 0.396										0	0	0	0	0	0	0
Dave Vonohlen, L (5, 1) OBP: 0.250, SLG: 0.143										0	0	0	0	0	0	0
Steve Baker, R (5, 1)										0	0	0	0	0	0	0
Orlando Sanchez, L (6, PH)										1	0	0	0	0	1	0
Jeff Keener, L (6, 1)										0	0	0	0	0	0	0
Steve Braun, L (8, PH) OBP: 0.409, SLG: 0.427										1	0	1	0	0	0	0
Ralph Citarella, R (8, 1)		SH2-4 1-2				SSS K		G1-6-3 1-3		0	0	0	0	0	0	0
Inning Stats	R: 0 E: 0 K: 0 S: 3 H: 0 LOB: 0 BB: 0 P: 3	R: 0 E: 0 K: 1 S: 5 H: 1 LOB: 0 BB: 0 P: 5	R: 0 E: 0 K: 0 S: 4 H: 1 LOB: 1 BB: 0 P: 4	R: 0 E: 0 K: 2 S: 7 H: 0 LOB: 0 BB: 0 P: 7	R: 0 E: 0 K: 1 S: 5 H: 0 LOB: 0 BB: 0 P: 5	R: 0 E: 0 K: 1 S: 5 H: 0 LOB: 0 BB: 0 P: 5	R: 1 E: 0 K: 0 S: 4 H: 1 LOB: 2 BB: 1 P: 8	R: 0 E: 0 K: 0 S: 4 H: 2 LOB: 1 BB: 0 P: 4	R: 0 E: 0 K: 0 S: 4 H: 1 LOB: 1 BB: 0 P: 4	1B: 5 2B: 2 3B: 0 HR: 0 SF: 1 SAC: 1 DP: 2 HBP: 0						

PITCHER — Bill Gullickson, R (1, 1) — ERA: 3.68

IP	WLS	BF	H	R	ER	SO	BB	IBB	HBP	BLK	WP	HR	S	P	ERA	WHIP
9.0	W	32	6	1	1	5	1	0	0	0	0	0	41	45	1.00	0.778

PITCHER

IP	WLS	BF	H	R	ER	SO	BB	IBB	HBP	BLK	WP	HR	S	P	ERA	WHIP

TOP

St. Louis Cardinals @ Montreal Expos

Olympic Stadium, Montreal, QB

Tue Sep 20 1983, 7:05 PM EDT

Att. 33,669 - Unknown

livebaseballscorecards.com

AB	29
R	1
H	6
RBI	1
BB	1
SO	5
LOB	11

WP: 0 PB: 0 SB: 0 CS: 0 PA: 32

Batter	1	2	3	4	5	6	7	8	9	AB	R	H	RBI	BB	SO	LOB
Tim Raines, S (1, 7) OBP: 0.391, SLG: 0.421 Mike Stenhouse, L (9, 7) OBP: 0.206, SLG: 0.161	F7		F7		1B 1B 2B	BBB 4-0 S BB	G3			4 0	1 0	1 0	0 0	1 0	0 0	3 0
Manny Trillo, R (1, 4) OBP: 0.321, SLG: 0.346 Bryan Little, S (8, 4) OBP: 0.345, SLG: 0.308	P6		SSS 0-3 K		L3	5-3 1-2		FC5-4 1B 1B		4 1	0 1	0 1	0 0	0 0	1 0	2 0
Andre Dawson, R (1, 8) OBP: 0.349, SLG: 0.564 Jim Wohlford, R (9, 8) OBP: 0.312, SLG: 0.370	1B		SSS 0-3 K		2-3 CS 1B	F8		1-2 FC5-4 1B		5 0	0 0	3 0	0 0	0 0	1 0	1 0
Al Oliver, L (1, 3) OBP: 0.347, SLG: 0.410 Gene Roof, S (7, PR) (8, 9) OBP: 0.410, SLG: 0.455	P6			F5	H 1-2 2B 1B HBP		E9 1B 2B	FC5-4 1B 1-2f 2-3		3 1	1 1	1 0	0 0	0 0	0 0	1 2
Gary Carter, R (1, 2) OBP: 0.343, SLG: 0.455		6-3		BBBB 4-0 PB 1B BB	2B 1-2 3-H E 1B		P5	G6-4-3 1-2 3-H 1B		4	2	2	2	1	0	1
Terry Francona, L (1, 9) OBP: 0.279, SLG: 0.347 (8, 3)	6-3			F7 1-2	E 1-3 2-H 2B		FC6-4 BLK 1B 3-H 1B	G6-4-3 1-2f		5	2	2	2	0	0	3
Tim Wallach, R (1, 5) OBP: 0.344, SLG: 0.449	BBBB 4-0 F3 BB			PB 1B 2-H 1B	E5 FC6-4 2-H 3-H		H 1-0 FC6-4 1-2 HBP			2	1	1	1	1	0	0
Doug Flynn, R (1, 6) OBP: 0.270, SLG: 0.298 Angel Salazar, R (8, 6) OBP: 0.231, SLG: 0.167	F3 1-2			FC6-4 2-H 1B	FC6-4 1-2f		FC6-4 1B 1-2f 2-3			4 0	0 0	1 0	1 0	0 0	0 0	5 0
Bill Gullickson, R (1, 1) OBP: 0.160, SLG: 0.208			HR	FC6-4 1-2f		SSS 0-3 K	1-2 3-H 1B			4	1	2	2	0	1	1
Inning Stats	R: 0 E: 0 K: 0 S: 4 H: 1 LOB: 1 BB: 0 P: 4	R: 0 E: 0 K: 0 S: 3 H: 0 LOB: 1 BB: 1 P: 7	R: 1 E: 0 K: 2 S: 8 H: 1 LOB: 0 BB: 0 P: 8	R: 2 E: 0 K: 0 S: 5 H: 2 LOB: 1 BB: 1 P: 9	R: 4 E: 1 K: 0 S: 7 H: 4 LOB: 1 BB: 0 P: 8	R: 0 E: 0 K: 1 S: 5 H: 0 LOB: 1 BB: 1 P: 9	R: 2 E: 1 K: 0 S: 6 H: 3 LOB: 3 BB: 0 P: 7	R: 1 E: 0 K: 0 S: 5 H: 3 LOB: 1 BB: 0 P: 5		1B: 10 2B: 3 3B: 0 HR: 1 SF: 0 SAC: 0 DP: 1 HBP: 2						

BOTTOM

St. Louis Cardinals @ Montreal Expos

Olympic Stadium, Montreal, QB

Tue Sep 20 1983, 7:05 PM EDT

Att. 33,669 - Unknown

livebaseballscorecards.com

AB	37
R	10
H	14
RBI	8
BB	3
SO	3
LOB	19

PITCHER		IP	WLS	BF	H	R	ER	SO	BB	IBB	HBP	BLK	WP	HR	S	P	ERA	WHIP
Bob Forsch, R ERA: 4.61	(1, 1)	4.1	L	21	6	5	4	2	2	0	0	0	0	1	23	31	8.31	1.846
Dave Vonohlen, L ERA: 3.54	(5, 1)	0.1		1	0	0	0	0	0	0	1	0	0	0	0	1	0.00	0.000
Steve Baker, R ERA: 4.22	(5, 1)	0.1		4	2	2	0	0	0	0	0	0	0	0	4	4	0.00	6.000
Jeff Keener, R ERA: 7.71	(6, 1)	2.0		11	3	2	2	1	1	0	1	1	0	0	11	16	9.00	2.000
Ralph Citarella, R ERA: 4.5	(8, 1)	1.0		5	3	1	1	0	0	0	0	0	0	0	5	5	9.00	3.000

PITCHER	IP	WLS	BF	H	R	ER	SO	BB	IBB	HBP	BLK	WP	HR	S	P	ERA	WHIP

Philadelphia Phillies @ Montreal Expos

Olympic Stadium, Montreal, QB

Thu Sep 22 1983, 7:05 PM EDT

Unknown

TOP

livebaseballscorecards.com

Batter	1	2	3	4	5	6	7	8	9	AB	R	H	RBI	BB	SO	LOB
Joe Morgan, L (1, 4) OBP: 0.368, SLG: 0.406	E 2B	2B		BBBB 2B 3B BB		SH5-4 2B	H 1-2 1B HBP		F9 ①	4	1	3	0	1	0	1
Len Matuszek, L (1, 3) OBP: 0.259, SLG: 0.460	F6 ①	L9 ③		1-3 3B 2B		SH5-4 ① 2-3	1-2 2-H 3-H 1B		F8 ②	4	1	2	2	0	0	2
Willie Hernandez, L (7, 1) OBP: 0.429, SLG: 0.429										0	0	0	0	0	0	0
Ron Reed, R (7, 1) OBP: 0.167, SLG: 0.167										0	0	0	0	0	0	0
Von Hayes, L (9, PH) OBP: 0.326, SLG: 0.367										1	0	0	0	0	0	1
Al Holland, R (9, 1)										0	0	0	0	0	0	0
Mike Schmidt, R (1, 5) OBP: 0.400, SLG: 0.516	F9 ②		HR	SSS 3B IBB		SSS FC6-4 IBB	K ③		FC6-4 ③ 1-2f	4	2	1	1	2	1	4
Joe Lefebvre, L (1, 9) OBP: 0.391, SLG: 0.524	BBBB E BB		FC1-5-6 1-3 1B	1-H 2-H 3-H 3B		F6 ②		F9 ①		2	0	2	3	1	0	0
Sixto Lezcano, R (6, PH) OBP: 0.326, SLG: 0.348										2	0	0	0	0	0	2
(6, 9)																
Gary Matthews, R (1, 7) OBP: 0.353, SLG: 0.382	F6 1-2 2-3		1-3 ① 1-2	SSS K ③		FC6-4 ③ 1-2f		BBBB S HR BB		4	0	0	0	1	1	6
Bob Dernier, R (8, PR) OBP: 0.287, SLG: 0.289										0	1	0	0	0	0	0
(8, 8)																
Greg Gross, L (1, 8) OBP: 0.385, SLG: 0.376	F8 ③		FC1-5-6 ② 2-3		L7 ①		F6-3 ①	K ② 1-2		5	0	0	0	0	1	5
(8, 7)																
Bo Diaz, R (1, 2) OBP: 0.290, SLG: 0.354		P5 ①	K ③		2B		1B BB 1B	2-H HR		4	0	2	0	0	1	1
Jeff Stone, L (7, PR) OBP: 1.000, SLG: 1.000										0	0	0	0	0	0	0
Ozzie Virgil, R (7, 2) OBP: 0.280, SLG: 0.414										1	1	1	2	0	0	0
Ivan De Jesus, R (1, 6) OBP: 0.321, SLG: 0.326		HR		SSS K ①	2-3 1B		BBBB 1B 1-2 1B BB	F9 ③		4	2	2	1	1	1	1
John Denny, R (1, 1) OBP: 0.200, SLG: 0.192		SSS K ②		F9 ②	F6-3 ③		1-3 2-3 HBP 1B		FC6-4 1B	3	0	0	0	0	1	1
Pete Rose, S (7, PH) OBP: 0.314, SLG: 0.283										2	1	2	0	0	0	0
(7, 3)																

	AB	40
	R	9
	H	15
	RBI	9
	BB	6
	SO	6
	LOB	24

Inning Stats	1	2	3	4	5	6	7	8	9
	R: 0 E: 1 K: 0 S: 5	R: 1 E: 0 K: 1 S: 7	R: 1 E: 0 K: 1 S: 7	R: 3 E: 0 K: 2 S: 9	R: 0 E: 0 K: 0 S: 4	R: 0 E: 0 K: 0 S: 4	R: 2 E: 0 K: 1 S: 7	R: 2 E: 0 K: 1 S: 6	R: 0 E: 0 K: 0 S: 4
	H: 1 LOB: 3 BB: 1 P: 9	H: 2 LOB: 1 BB: 0 P: 7	H: 2 LOB: 1 BB: 0 P: 7	H: 2 LOB: 1 BB: 2 P: 17	H: 2 LOB: 1 BB: 0 P: 4	H: 1 LOB: 2 BB: 1 P: 8	H: 3 LOB: 2 BB: 1 P: 12	H: 1 LOB: 1 BB: 1 P: 10	H: 1 LOB: 1 BB: 0 P: 4

| | | | | | | | | | | | | | | | |

Batter	1	2	3	4	5	6	7	8	9	AB	R	H	RBI	BB	SO	LOB
Tim Raines, S (1, 7) OBP: 0.394, SLG: 0.429	B1-4 2B 1B		CS 1B		S 1B 2-3 1B		HR	P5		5	3	4	1	0	0	0
Manny Trillo, R (1, 4) OBP: 0.322, SLG: 0.349	B1-4 1-2		FC6-4 1-2 1B		4-3 1-2 3-H		2B		F2	5	0	2	1	0	0	2
Andre Dawson, R (1, 8) OBP: 0.349, SLG: 0.564	1B 2-H 2B		FC6-4 1-2f		L5		BBB BB		F8	4	0	1	1	1	0	2
Al Oliver, L (1, 3) OBP: 0.349, SLG: 0.412	FC5-4 2-H 1B			FC4-6 1B	2-H 1B		SSS K		4-3	5	0	3	1	0	1	2
Gary Carter, R (1, 2) OBP: 0.340, SLG: 0.451	FC5-4 1-2f			F8	SSS K		F2			4	0	0	0	0	1	5
Terry Francona, L (1, 9) OBP: 0.274, SLG: 0.340		1-3		FC4-6 1-2f		4-3		L4		4	0	0	0	0	0	1
Tim Wallach, R (1, 5) OBP: 0.342, SLG: 0.446		SSS K		F7		F7		SSS K		4	0	0	0	0	2	1
Doug Flynn, R (1, 6) OBP: 0.270, SLG: 0.298 Bob James, R (7, 1) OBP: 0.167, SLG: 0.167 Warren Cromartie, L (8, PH) OBP: 0.350, SLG: 0.388 Jeff Reardon, R (9, 1) OBP: 0.125, SLG: 0.125		F6-3			2B 1B	F1-3		BBBB HR BB		3 0 0 0	1 0 1 0	1 0 0 0	0 0 1 0	0 0 0 0	0 0 0 0	0 0 0 0
Charlie Lea, R (1, 1) OBP: 0.118, SLG: 0.091 Ray Burris, R (4, 1) OBP: 0.302, SLG: 0.282 Gene Roof, S (5, PH) OBP: 0.167, SLG: 0.333 Dan Schatzeder, L (6, 1) OBP: 0.200, SLG: 0.200 Chris Speier, R (7, 6) OBP: 0.338, SLG: 0.348			5-3		1B 1-H 4-3 2B		SSS K	HR 1-H		1 0 1 0 2	0 0 1 0 1	0 0 1 0 0	0 0 0 0 2	0 0 0 0 1	0 0 0 0 0	0 0 0 0 0
Inning Stats	R: 1 H: 3 E: 0 LOB: 1 K: 0 BB: 0 S: 5 P: 5	R: 0 H: 0 E: 0 LOB: 0 K: 1 BB: 0 S: 5 P: 5	R: 0 H: 2 E: 0 LOB: 1 K: 0 BB: 0 S: 4 P: 4	R: 0 H: 1 E: 0 LOB: 1 K: 0 BB: 0 S: 4 P: 4	R: 3 H: 4 E: 0 LOB: 1 K: 1 BB: 0 S: 9 P: 9	R: 0 H: 0 E: 0 LOB: 0 K: 0 BB: 0 S: 3 P: 3	R: 1 H: 2 E: 0 LOB: 2 K: 2 BB: 1 S: 9 P: 13	R: 2 H: 1 E: 0 LOB: 0 K: 1 BB: 1 S: 6 P: 10	R: 0 H: 0 E: 0 LOB: 0 K: 0 BB: 0 S: 3 P: 3	1B: 8 2B: 3 3B: 0 HR: 2	SF: 0 SAC: 0 DP: 0 HBP: 0					

PITCHER		IP	WLS	BF	H	R	ER	SO	BB	IBB	HBP	BLK	WP	HR	S	P	ERA	WHIP
John Denny, R ERA: 2.4	(1, 1)	6.0	W	26	10	4	4	2	0	0	0	0	0	0	30	30	6.00	1.667
Willie Hernandez, L ERA: 3.32	(7, 1)	0.2		5	2	1	1	2	1	0	0	0	0	1	8	12	13.50	4.500
Ron Reed, R ERA: 3.44	(7, 1)	1.1		6	1	2	2	1	1	0	0	0	0	1	7	11	13.50	1.500
Al Holland, L ERA: 2.29	(9, 1)	1.0	S	3	0	0	0	0	0	0	0	0	0	0	3	3	0.00	0.000

PITCHER	IP	WLS	BF	H	R	ER	SO	BB	IBB	HBP	BLK	WP	HR	S	P	ERA	WHIP

BOTTOM

Philadelphia Phillies @ Montreal Expos

Olympic Stadium, Montreal, QB

Thu Sep 22 1983, 7:05 PM EDT

Unknown

livebaseballscorecards.com

AB	38
R	7
H	13
RBI	7
BB	2
SO	5
LOB	13

1B: 8	SF: 0	WP: 0	PA: 40
2B: 3	SAC: 0	PB: 0	
3B: 0	DP: 0	SB: 1	
HR: 2	HBP: 0	CS: 1	

Philadelphia Phillies @ Montreal Expos

Olympic Stadium, Montreal, QB

Thu Sep 22 1983, 7:05 PM EDT

Att. 47,364 - Unknown

TOP

livebaseballscorecards.com

Batter	1	2	3	4	5	6	7	8	9	AB	R	H	RBI	BB	SO	LOB
Joe Morgan, L (1, 4) OBP: 0.370, SLG: 0.407	0-0 1B		0-3 ② K		0-0 4-3 1-2 2-3 1B		4-0 1B 1B IBB	0-0 ② F8		4	1	2	0	1	1	1
Kiko Garcia, R (8, 4) OBP: 0.347, SLG: 0.431										0	0	0	0	0	0	0
Len Matuszek, L (1, 3) OBP: 0.254, SLG: 0.436	0-0 ① F8		0-0 ③ F8		0-0 ② 4-3 1-2 2-3 3-H		0-0 1B E 1-2 2-H 1B	0-0 ③ F7		5	1	1	2	0	0	4
Mike Schmidt, R (1, 5) OBP: 0.400, SLG: 0.515	0-3 ② K			0-0 ① L7	0-0 ③ P5		0-0 E8 1B 1-H 2-H 1B		0-0 G4-6-3 1B	5	1	2	1	0	1	3
Joe Lefebvre, L (1, 9) OBP: 0.388, SLG: 0.516	0-0 ③ F8			0-0 ② F6		0-3 ① K	4-0 1B 1B IBB		0-0 ① ② G4-6-3 1-2f	4	0	0	0	1	1	2
Gary Matthews, R (1, 7) OBP: 0.355, SLG: 0.386		0-3 ① K		0-0 ③ F8		4-0 CS BB	0-0 1B 1-2 3-H 1B		0-0 1B 2B	4	1	2	1	1	1	0
Bob Dernier, R (9, 8) OBP: 0.287, SLG: 0.289										0	0	0	0	0	0	0
Greg Gross, L (1, 8) OBP: 0.393, SLG: 0.387		4-0 CS BB			0-0 1B S 1B 1B	0-0 ② 1-2 2B	0-0 ② L8		0-0 FC6 2-H 1B	4	1	3	1	1	0	2
(9, 7)																
Bo Diaz, R (1, 2) OBP: 0.291, SLG: 0.355		0-3 ②③ K 1-2			0-0 1B 1B 1-3 4-3 1B	0-0 ③ 5-3	0-0 1B 1-2 2-3 1B		0-0 ③ FC6 1-2f	5	1	2	0	0	1	3
Ivan De Jesus, R (1, 6) OBP: 0.322, SLG: 0.328			0-0 E5		0-0 4-3 1B 1-2 3-H 1B		0-0 SH5-4 1B 1B 0-3 K			4	1	2	1	0	1	3
Charles Hudson, S (1, 1) OBP: 0.148, SLG: 0.098			0-3 ① K		0-0 ① P3		0-0 ① SH5-4 1-2	0-3 ① K		3	0	0	0	0	2	3
Inning Stats	R: 0 E: 0 K: 1 S: 6 H: 1 LOB: 1 BB: 0 P: 6	R: 0 E: 0 K: 2 S: 6 H: 0 LOB: 0 BB: 1 P: 10	R: 0 E: 1 K: 2 S: 8 H: 0 LOB: 1 BB: 0 P: 8	R: 0 E: 0 K: 0 S: 3 H: 0 LOB: 0 BB: 0 P: 3	R: 2 E: 0 K: 0 S: 7 H: 4 LOB: 2 BB: 0 P: 7	R: 0 E: 0 K: 1 S: 5 H: 1 LOB: 1 BB: 1 P: 9	R: 4 E: 1 K: 1 S: 10 H: 5 LOB: 3 BB: 2 P: 18	R: 0 E: 0 K: 1 S: 5 H: 0 LOB: 0 BB: 0 P: 5	R: 1 E: 0 K: 0 S: 5 H: 3 LOB: 1 BB: 0 P: 5	1B: 12 2B: 2 3B: 0 HR: 0		SF: 0 SAC: 1 DP: 1 HBP: 0			WP: 0 PB: 0 SB: 1 CS: 2		PA: 43

	AB	38
	R	7
	H	14
	RBI	6
	BB	4
	SO	8
	LOB	21

PITCHER		IP	WLS	BF	H	R	ER	SO	BB	IBB	HBP	BLK	WP	HR	S	P	ERA	WHIP
Steve Rogers, R ERA: 3.16	(1, 1)	6.1	L	32	10	6	6	6	2	2	0	0	0	0	40	56	8.53	1.895
Jeff Reardon, R ERA: 3.07	(7, 1)	2.2		11	4	1	1	2	0	0	0	0	0	0	15	15	3.38	1.500

PITCHER	IP	WLS	BF	H	R	ER	SO	BB	IBB	HBP	BLK	WP	HR	S	P	ERA	WHIP

Batter	1	2	3	4	5	6	7	8	9	AB	R	H	RBI	BB	SO	LOB
Tim Raines, S (1, 7) OBP: 0.395, SLG: 0.429	BBBB 4-0 S BB		x 0-0 ② 1-3 1-2			x 0-0 S 1B 1B	SSS 0-3 ③ K			3	1	1	0	1	1	2
Manny Trillo, R (1, 4) OBP: 0.321, SLG: 0.347	x 0-0 ① L8 1-2		x 0-0 ③ F7			BBBB 4-0 1B 1-2 BB		x 0-0 ① 5-3		3	0	0	0	1	0	2
Andre Dawson, R (1, 8) OBP: 0.347, SLG: 0.560	x 0-0 ② F3			x 0-0 ① F8		SSS 0-3 ① K		x 0-0 ② F9		4	0	0	0	0	1	3
Al Oliver, L (1, 3) OBP: 0.348, SLG: 0.411	x 0-0 ③ G3			x 0-0 ② 4-3		x 0-0 1-2 2-H 1B		x 0-0 ③ 5-3		4	0	1	1	0	0	1
Terry Francona, L (1, 9) OBP: 0.270, SLG: 0.335 Jeff Reardon, R (7, 1) OBP: 0.125, SLG: 0.125 Brad Mills, L (9, PH) OBP: 0.333, SLG: 0.231		SSS 0-3 ① K		x 0-0 ③ 6-3		x 0-0 ② F5			BBBB 4-0 G6-4-3 BB	3 0 0	0 0 0	0 0 0	0 0 0	0 0 1	1 0 0	2 0 0
Gary Carter, R (1, 2) OBP: 0.338, SLG: 0.448		x 0-0 ② F5			x 0-0 ① F2	x 0-0 ③ F2			x 0-0 ① ② G6-4-3 1-2f	4	0	0	0	0	0	3
Tim Wallach, R (1, 5) OBP: 0.341, SLG: 0.443		SSS 0-3 ③ K			BBBB 4-0 FC4 BB		x 0-0 ① F7		SSS 0-3 ③ K	3	0	0	0	1	2	0
Doug Flynn, R (1, 6) OBP: 0.269, SLG: 0.297 Warren Cromartie, L (7, PH) OBP: 0.349, SLG: 0.387 Angel Salazar, R (8, 6) OBP: 0.231, SLG: 0.167			x 0-0 ① F9		x 0-0 ② FC4 1-2f		x 0-0 ② L9			2 1 0	0 0 0	0 0 0	0 0 0	0 0 0	0 0 0	1 0 0
Steve Rogers, R (1, 1) OBP: 0.173, SLG: 0.165 Gene Roof, S (7, 9) OBP: 0.286, SLG: 0.571			x 0-0 1-3 1B		x 0-0 ③ F9		x 0-0 2B			2 1	0 0	1 1	0 0	0 0	0 0	1 0
Inning Stats	R: 0 H: 0 E: 0 LOB: 1 K: 0 BB: 1 S: 3 P: 7	R: 0 H: 0 E: 0 LOB: 0 K: 2 BB: 0 S: 7 P: 7	R: 0 H: 1 E: 0 LOB: 1 K: 0 BB: 0 S: 4 P: 4	R: 0 H: 0 E: 0 LOB: 0 K: 0 BB: 0 S: 3 P: 3	R: 0 H: 0 E: 0 LOB: 1 K: 0 BB: 1 S: 3 P: 7	R: 1 H: 2 E: 0 LOB: 2 K: 1 BB: 1 S: 7 P: 11	R: 0 H: 1 E: 0 LOB: 1 K: 1 BB: 0 S: 6 P: 6	R: 0 H: 0 E: 0 LOB: 0 K: 0 BB: 0 S: 3 P: 3	R: 0 H: 0 E: 0 LOB: 0 K: 1 BB: 1 S: 4 P: 8	1B: 3 SF: 0 2B: 1 SAC: 0 3B: 0 DP: 1 HR: 0 HBP: 0						WP: 0 PA: 34 PB: 0 SB: 2 CS: 0	

PITCHER	IP	WLS	BF	H	R	ER	SO	BB	IBB	HBP	BLK	WP	HR	S	P	ERA	WHIP
Charles Hudson, R (1, 1) ERA: 3.25	9.0	W	34	4	1	1	5	4	0	0	0	0	0	40	56	1.00	0.889

PITCHER	IP	WLS	BF	H	R	ER	SO	BB	IBB	HBP	BLK	WP	HR	S	P	ERA	WHIP

BOTTOM

Philadelphia Phillies @ Montreal Expos

Olympic Stadium, Montreal, QB

Thu Sep 22 1983, 7:05 PM EDT

Att. 47,364 - Unknown

livebaseballscorecards.com

AB	30
R	1
H	4
RBI	1
BB	4
SO	5
LOB	15

Batter	1	2	3	4	5	6	7	8	9	AB	R	H	RBI	BB	SO	LOB
Marvell Wynne, L (1, 8) OBP: 0.326, SLG: 0.368	BBBB 4-0 1B HR BB	x 0-0 ② F7			x 0-0 E 1B 1B	x 0-0 ③ G3		x 0-0 ① F8	SSS 0-3 ③ K	5	2	1	0	1	1	3
Johnny Ray, S (1, 4) OBP: 0.318, SLG: 0.397	x 0-0 1-3 BB HR 1B	BBBB 4-0 BB			x 0-0 ① F9 1-2		SSS 0-3 ① K	x 0-0 ② F2		4	1	1	0	1	1	2
Dave Parker, L (1, 9) OBP: 0.313, SLG: 0.417 Doug Frobel, L (7, 9) OBP: 0.333, SLG: 0.542	SSS 0-3 ① K	x 0-0 ③ F7			x 0-0 ② 1-3		x 0-0 E 1B 1B	x 0-0 1-2 1B		4 1	1 0	1 1	0 0	0 0	1 0	4 0
Jason Thompson, L (1, 3) OBP: 0.378, SLG: 0.408	BBBB 4-0 1-2 HR BB		x 0-0 ① 1-3		x 0-0 1B 2-H 1B		x 0-0 4-3 1-H 1B 1B	x 0-0 ③ F5		4	2	2	2	1	0	2
Mike Easler, L (1, 7) OBP: 0.358, SLG: 0.456	x 0-0 1-H 2-H 3-H HR		SSS 0-3 ② K		x 0-0 1-2 1B		x 0-0 ② 4-3 2-3		x 0-0 WP HR 2B	5	2	3	4	0	1	1
Tony Peña, R (1, 2) OBP: 0.335, SLG: 0.434	x 0-0 HR		x 0-0 ③ F6-3		x 0-0 ③ F8		4-0 1B IBB		x 0-0 2-H HR	4	2	2	3	1	0	2
Richie Hebner, L (1, 5) OBP: 0.335, SLG: 0.413	x 0-0 ② F9			x 0-0 ① 3-1		H 1-0 7-5 1B HBP	x 0-0 1-2 3-H 1B		x 0-0 ① F9	4	0	1	1	0	0	0
Dale Berra, R (1, 6) OBP: 0.330, SLG: 0.362	x 0-0 ③ F8			x 0-0 ② F8		x 0-0 1-2 1B	x 0-0 ③ P4		x 0-0 ② L7	5	0	1	0	0	0	2
Rick Rhoden, R (1, 1) OBP: 0.133, SLG: 0.145		x 0-0 ① F8		x 0-0 ③ F8		x 0-0 ① ② 7-5 2-3f		x 0-0 E3 1B	x 0-0 1B	5	0	1	0	0	0	2
Inning Stats	R: 5 H: 3 E: 0 LOB: 0 K: 1 BB: 2 S: 8 P: 16	R: 0 H: 0 E: 0 LOB: 1 K: 0 BB: 1 S: 3 P: 7	R: 0 H: 0 E: 0 LOB: 0 K: 1 BB: 0 S: 5 P: 5	R: 0 H: 0 E: 0 LOB: 0 K: 0 BB: 0 S: 3 P: 3	R: 1 H: 3 E: 1 LOB: 2 K: 0 BB: 0 S: 6 P: 6	R: 0 H: 1 E: 0 LOB: 1 K: 0 BB: 0 S: 3 P: 4	R: 2 H: 3 E: 1 LOB: 2 K: 1 BB: 1 S: 8 P: 12	R: 0 H: 1 E: 1 LOB: 2 K: 0 BB: 0 S: 5 P: 5	R: 2 H: 3 E: 0 LOB: 1 K: 1 BB: 0 S: 8 P: 8	1B: 10 SF: 0 2B: 2 SAC: 0 3B: 0 DP: 1 HR: 3 HBP: 1						WP: 1 PA: 46 PB: 0 SB: 0 CS: 0	

TOP

Pittsburgh Pirates @ Montreal Expos

Olympic Stadium, Montreal, QB

Fri Sep 23 1983, 7:05 PM EDT

Att. 37,115 - Unknown

livebaseballscorecards.com

AB	41
R	10
H	14
RBI	10
BB	4
SO	4
LOB	18

PITCHER		IP	WLS	BF	H	R	ER	SO	BB	IBB	HBP	BLK	WP	HR	S	P	ERA	WHIP
Scott Sanderson, R ERA: 4.65	(1, 1)	2.0	L	12	3	5	5	1	3	0	0	0	0	2	11	23	22.50	3.000
Chris Welsh, L ERA: 4.42	(3, 1)	2.2		11	3	1	0	1	0	0	0	0	0	0	13	13	0.00	1.125
Dan Schatzeder, L ERA: 3.21	(5, 1)	2.0		11	4	2	2	1	0	1	1	0	0	0	11	16	9.00	2.000
Greg Bargar, R ERA: 7.11	(7, 1)	1.1		6	1	0	0	0	0	0	0	0	0	0	6	6	0.00	0.750
Tom Dixon, R ERA: 9.82	(9, 1)	1.0		6	3	2	2	1	0	0	0	0	1	1	8	8	18.00	3.000

PITCHER	IP	WLS	BF	H	R	ER	SO	BB	IBB	HBP	BLK	WP	HR	S	P	ERA	WHIP

Pittsburgh Pirates @ Montreal Expos

Olympic Stadium, Montreal, QB

Fri Sep 23 1983, 7:05 PM EDT

Att. 37,115 - Unknown

BOTTOM

livebaseballscorecards.com

Batter	1	2	3	4	5	6	7	8	9	AB	R	H	RBI	BB	SO	LOB
Tim Raines, S (1, 7) OBP: 0.394, SLG: 0.426	BBBB 4-0 S 3B BB		x 0-0 ② 1-3			x 0-0 ① F7		x 0-0 ① 4-3		3	1	0	0	1	0	0
Bryan Little, S (1, 4)	x 0-0 ① P6 1-2		x 0-0 ③ G3			x 0-0 ② G3		x 0-0 ② 4-3		4	0	0	0	0	0	1
Andre Dawson, R (1, 8) OBP: 0.346, SLG: 0.557	SSS 0-3 ② K			SSS 0-3 ① K		BBBB 4-0 BB		SSS 0-3 ③ K2-3		3	0	0	0	1	3	1
Tom Dixon, R (9, 1)										0	0	0	0	0	0	0
Al Oliver, L (1, 3) OBP: 0.348, SLG: 0.414	x 0-0 2-H 3B			x 0-0 ② 5-3		x 0-0 ③ L5			x 0-0 ① 6-3	3	0	1	1	0	0	1
Greg Bargar, R (7, 1) OBP: 0.167, SLG: 0.167										0	0	0	0	0	0	0
Gene Roof, S (9, 8) OBP: 0.250, SLG: 0.500										1	0	0	0	0	0	0
Tim Wallach, R (1, 5) OBP: 0.340, SLG: 0.442	SSS 0-3 ③ K			x 0-0 ③ F9			x 0-0 ① F7		x 0-0 ② 4-3	2	0	0	0	0	1	1
Dan Schatzeder, L (5, 1) OBP: 0.200, SLG: 0.200										0	0	0	0	0	0	0
Brad Mills, L (7, 3) OBP: 0.294, SLG: 0.200										2	0	0	0	0	0	0
Terry Francona, L (1, 9) OBP: 0.265, SLG: 0.329		x 0-0 ① F8			x 0-0 ① 4-3		x 0-0 ② 4-3		x 0-0 ③ G3	4	0	0	0	0	0	0
Doug Flynn, R (1, 6) OBP: 0.269, SLG: 0.296		x 0-0 ② F4-3			BBBB 4-0 FC5-4 BB		x 0-0 1B 1B			1	0	0	0	0	0	0
Warren Cromartie, L (5, PH) OBP: 0.351, SLG: 0.387										0	0	0	0	1	0	0
Angel Salazar, R (6, 6) OBP: 0.286, SLG: 0.231										1	0	1	0	0	0	0
Bobby Ramos, R (1, 2) OBP: 0.333, SLG: 0.298		x 0-0 ③ F3			x 0-0 ② FC5-4 1-2f		x 0-0 1-2 1B			3	0	1	0	0	0	1
Scott Sanderson, R (1, 1) OBP: 0.143, SLG: 0.214			x 0-0 ① G3		x 0-0 ③ F8		x 0-0 ③ F7			0	0	0	0	0	0	0
Chris Welsh, L (3, 1) OBP: 0.263, SLG: 0.222										1	0	0	0	0	0	0
Chris Speier, R (5, 5) OBP: 0.336, SLG: 0.345										2	0	0	0	0	0	3

	AB	30
	R	1
	H	3
	RBI	1
	BB	3
	SO	4
	LOB	8

Inning Stats	1	2	3	4	5	6	7	8	9	1B: 2	SF: 0	WP: 0	PA: 33
R:	1	0	0	0	0	0	0	0	0	2B: 0	SAC: 0	PB: 0	
E:	0	0	0	0	0	0	0	0	0	3B: 1	DP: 0	SB: 1	
K:	2	0	0	1	1	0	0	0	0	HR: 0	HBP: 0	CS: 0	
S:	8	3	3	5	3	3	5	5	3				
H:	1	0	0	0	0	0	2	0	0				
LOB:	1	0	0	0	1	1	2	0	0				
BB:	1	0	0	0	1	1	0	0	0				
P:	12	3	3	5	3	7	5	5	3				

PITCHER		IP	WLS	BF	H	R	ER	SO	BB	IBB	HBP	BLK	WP	HR	S	P	ERA	WHIP
Rick Rhoden, R ERA: 3.12	(1, 1)	9.0	W	33	3	1	1	4	3	0	0	0	0	0	38	50	1.00	0.667

PITCHER	IP	WLS	BF	H	R	ER	SO	BB	IBB	HBP	BLK	WP	HR	S	P	ERA	WHIP

Batter	1	2	3	4	5	6	7	8	9	AB	R	H	RBI	BB	SO	LOB
Marvell Wynne, L (1, 8) OBP: 0.323, SLG: 0.364	F9		L8		G3			K		4	0	0	0	0	1	1
Johnny Ray, S (1, 4) OBP: 0.320, SLG: 0.397	K			F4-6-3 1B 1B		CS G3 1B			P4	4	0	2	0	0	1	0
Dave Parker, L (1, 9) OBP: 0.312, SLG: 0.416	K			1-2 F4-6-3 1B		1-2 G3			F5	4	0	1	0	0	1	1
Jason Thompson, L (1, 3) OBP: 0.378, SLG: 0.407		4-3		F4-6-3 1-2 2-3		2-3 K			1B	4	0	1	0	0	1	3
Mike Easler, L (1, 7) OBP: 0.354, SLG: 0.451		4-3		3-1			F8		F6-3	4	0	0	0	0	0	2
Tony Peña, R (1, 2) OBP: 0.335, SLG: 0.432		BB			K		L4			2	0	0	0	1	1	0
Richie Hebner, L (1, 5) OBP: 0.329, SLG: 0.404		F7			F6-3		F6			3	0	0	0	0	0	1
Dale Berra, R (1, 6) OBP: 0.330, SLG: 0.364			K		2B 2B			K		3	1	1	0	0	2	0
John Candelaria, L (1, 1) OBP: 0.200, SLG: 0.154			K		2-H 2B			K		2	0	1	1	0	1	0
Cecilio Guante, R (6, 1) OBP: 0.167, SLG: 0.091										1	0	0	0	0	1	0
Inning Stats	R: 0 E: 0 K: 2 S: 7 H: 0 LOB: 0 BB: 0 P: 7	R: 0 E: 0 K: 0 S: 3 H: 0 LOB: 1 BB: 1 P: 7	R: 0 E: 0 K: 2 S: 7 H: 0 LOB: 0 BB: 0 P: 7	R: 0 E: 0 K: 0 S: 4 H: 2 LOB: 1 BB: 0 P: 4	R: 1 E: 0 K: 1 S: 7 H: 2 LOB: 1 BB: 0 P: 7	R: 0 E: 0 K: 1 S: 5 H: 1 LOB: 0 BB: 0 P: 5	R: 0 E: 0 K: 0 S: 3 H: 0 LOB: 0 BB: 0 P: 3	R: 0 E: 0 K: 3 S: 9 H: 0 LOB: 0 BB: 0 P: 9	R: 0 E: 0 K: 0 S: 4 H: 1 LOB: 1 BB: 0 P: 4	1B: 4 2B: 2 3B: 0 HR: 0 SF: 0 SAC: 0 DP: 1 HBP: 0						

PITCHER	IP	WLS	BF	H	R	ER	SO	BB	IBB	HBP	BLK	WP	HR	S	P	ERA	WHIP
Bryn Smith, R (1, 1) ERA: 2.64	7.0	L	25	5	1	1	6	1	0	0	0	0	0	36	40	1.29	0.857
Jeff Reardon, R (8, 1) ERA: 3.0	2.0		7	1	0	0	3	0	0	0	0	0	0	13	13	0.00	0.500

PITCHER	IP	WLS	BF	H	R	ER	SO	BB	IBB	HBP	BLK	WP	HR	S	P	ERA	WHIP

TOP

Pittsburgh Pirates @ Montreal Expos

Olympic Stadium, Montreal, QB

Sat Sep 24 1983, 3:33 AM EDT

Att. 43,359 - Unknown

livebaseballscorecards.com

AB	31
R	1
H	6
RBI	1
BB	1
SO	9
LOB	8

PA: 32

WP: 0
PB: 0
SB: 0
CS: 1

BOTTOM

Pittsburgh Pirates @ Montreal Expos

Olympic Stadium, Montreal, QB

Sat Sep 24 1983, 3:33 AM EDT

Att. 43,359 - Unknown

livebaseballscorecards.com

Batter	1	2	3	4	5	6	7	8	9	AB	R	H	RBI	BB	SO	LOB
Tim Raines, S (1, 7) OBP: 0.393, SLG: 0.425	6-3	K			K			1B		4	0	1	0	0	2	2
Manny Trillo, R (1, 4) OBP: 0.318, SLG: 0.343	6-3		6-3		K			F9 1-2		4	0	0	0	0	1	1
Andre Dawson, R (1, 8) OBP: 0.346, SLG: 0.555	2B 1B		3-1			K		F2		4	0	1	0	0	1	1
Gary Carter, R (1, 2) OBP: 0.339, SLG: 0.449	1-3 2B		5-3			BB		F7		3	0	1	0	1	0	1
Tim Wallach, R (1, 5) OBP: 0.338, SLG: 0.439	F8			K		P3			P6	4	0	0	0	0	1	3
Jim Wohlford, R (1, 9) OBP: 0.308, SLG: 0.365 Gene Roof, S (6, PH) OBP: 0.200, SLG: 0.400 (7, 9)		K		K		F7			K	2 2	0 0	0 0	0 0	0 0	2 1	0 1
Mike Vail, R (1, 3) OBP: 0.330, SLG: 0.359 Warren Cromartie, L (7, PH) OBP: 0.351, SLG: 0.387 (8, 3)		FC4-6 1B		BB			G4-6-3 1B		4-3	1 2	0 0	1 1	0 0	1 0	0 0	0 0
Doug Flynn, R (1, 6) OBP: 0.267, SLG: 0.294		FC4-6 BB 1-2f		FC6-4 1-2f			F3			3	0	0	0	0	0	3
Bryn Smith, R (1, 1) OBP: 0.207, SLG: 0.179 Al Oliver, L (7, PH) OBP: 0.348, SLG: 0.413 Jeff Reardon, R (8, 1) OBP: 0.125, SLG: 0.125		1-2 BB			P4		G4-6-3 1-2f			1 1 0	0 0 0	0 0 0	0 0 0	1 0 0	0 0 0	0 1 0
Inning Stats	R: 0 E: 0 K: 0 S: 5 H: 2 LOB: 2 BB: 0 P: 5	R: 0 E: 0 K: 2 S: 8 H: 1 LOB: 2 BB: 1 P: 12	R: 0 E: 0 K: 0 S: 3 H: 0 LOB: 0 BB: 0 P: 3	R: 0 E: 0 K: 2 S: 7 H: 0 LOB: 1 BB: 1 P: 11	R: 0 E: 0 K: 2 S: 7 H: 0 LOB: 0 BB: 0 P: 7	R: 0 E: 0 K: 1 S: 5 H: 0 LOB: 1 BB: 1 P: 9	R: 0 E: 0 K: 0 S: 3 H: 1 LOB: 0 BB: 0 P: 3	R: 0 E: 0 K: 0 S: 4 H: 1 LOB: 1 BB: 0 P: 4	R: 0 E: 0 K: 1 S: 5 H: 0 LOB: 0 BB: 0 P: 5	1B: 4 2B: 1 3B: 0 HR: 0	SF: 0 SAC: 0 DP: 1 HBP: 0						

	AB	31
	R	0
	H	5
	RBI	0
	BB	3
	SO	8
	LOB	13

WP: 0 PB: 0 SB: 1 CS: 0 PA: 34

PITCHER		IP	WLS	BF	H	R	ER	SO	BB	IBB	HBP	BLK	WP	HR	S	P	ERA	WHIP
John Candelaria, L ERA: 3.23	(1, 1)	5.0	W	20	3	0	0	6	2	0	0	0	0	0	30	38	0.00	1.000
Cecilio Guante, R ERA: 3.36	(6, 1)	4.0	S	14	2	0	0	2	1	0	0	0	0	0	17	21	0.00	0.750

PITCHER	IP	WLS	BF	H	R	ER	SO	BB	IBB	HBP	BLK	WP	HR	S	P	ERA	WHIP

Batter	1	2	3	4	5	6	7	8	9	AB	R	H	RBI	BB	SO	LOB
Marvell Wynne, L (1, 8) OBP: 0.322, SLG: 0.363	1B		4-3		P6			K		4	1	1	0	0	1	1
Johnny Ray, S (1, 4) OBP: 0.319, SLG: 0.396	1B 1-3		P4			F9		L9		4	1	1	0	0	0	1
Dave Parker, L (1, 9) OBP: 0.312, SLG: 0.415	1B 1-3 3-H		F7			4-3			F5	4	0	1	1	0	0	0
Jason Thompson, L (1, 3) OBP: 0.378, SLG: 0.407	1B 1-2 3-H			G3		4-3			4-3	4	0	2	1	0	0	0
Mike Easler, L (1, 7) OBP: 0.353, SLG: 0.452	F6			G3 1-2			F8		2B	4	1	1	0	0	0	2
Tony Peña, R (1, 2) OBP: 0.336, SLG: 0.435	1B 2-H			P5			F8		2B 2-H	4	0	2	1	0	0	1
Richie Hebner, L (1, 5) OBP: 0.324, SLG: 0.396		F9		G3			F5		3-1	3	0	0	0	0	0	1
Kent Tekulve, R (7, 1)										0	0	0	0	0	0	0
Lee Mazzilli, S (9, PH) OBP: 0.366, SLG: 0.337										1	0	0	0	0	0	1
Dale Berra, R (1, 6) OBP: 0.330, SLG: 0.365		4-3			1-3			2B		3	0	1	0	0	0	0
Larry McWilliams, L (1, 1) OBP: 0.127, SLG: 0.128		4-3			K			5-3		2	0	0	0	0	1	0
Jim Morrison, R (7, 5) OBP: 0.347, SLG: 0.490										1	0	0	0	0	0	1
Inning Stats	R: 2 E: 0 K: 0 S: 6 H: 5 LOB: 2 BB: 0 P: 6	R: 0 E: 0 K: 0 S: 3 H: 0 LOB: 0 BB: 0 P: 3	R: 0 E: 0 K: 0 S: 3 H: 0 LOB: 0 BB: 0 P: 3	R: 0 E: 0 K: 0 S: 4 H: 1 LOB: 1 BB: 0 P: 4	R: 0 E: 0 K: 1 S: 5 H: 0 LOB: 0 BB: 0 P: 5	R: 0 E: 0 K: 0 S: 3 H: 0 LOB: 0 BB: 0 P: 3	R: 0 E: 0 K: 0 S: 3 H: 0 LOB: 0 BB: 0 P: 3	R: 0 E: 0 K: 1 S: 6 H: 1 LOB: 1 BB: 0 P: 6	R: 1 E: 0 K: 0 S: 5 H: 2 LOB: 1 BB: 0 P: 5	1B: 6 2B: 3 3B: 0 HR: 0	SF: 0 SAC: 0 DP: 0 HBP: 0						

PITCHER		IP	WLS	BF	H	R	ER	SO	BB	IBB	HBP	BLK	WP	HR	S	P	ERA	WHIP
Bill Gullickson, R ERA: 3.66	(1, 1)	8.2	W	33	9	3	3	2	0	0	0	0	0	0	37	37	3.12	1.038
Jeff Reardon, R ERA: 2.99	(9, 1)	0.1	S	1	0	0	0	0	0	0	0	0	0	0	1	1	0.00	0.000

PITCHER	IP	WLS	BF	H	R	ER	SO	BB	IBB	HBP	BLK	WP	HR	S	P	ERA	WHIP

Pittsburgh Pirates @ Montreal Expos

Olympic Stadium, Montreal, QB

Sun Sep 25 1983, 3:33 AM EDT

Att. 37,602 - Unknown

TOP

livebaseballscorecards.com

AB	34
R	3
H	9
RBI	3
BB	0
SO	2
LOB	8

BOTTOM

Pittsburgh Pirates @ Montreal Expos

Olympic Stadium, Montreal, QB

Sun Sep 25 1983, 3:33 AM EDT

Att. 37,602 - Unknown

Batter	1	2	3	4	5	6	7	8	9	AB	R	H	RBI	BB	SO	LOB
Angel Salazar, R (1, 6) OBP: 0.222, SLG: 0.176	K	F9			4-3	K		FC6-4 1-2f		4	0	0	0	0	2	2
Terry Crowley, L (8, PH) OBP: 0.340, SLG: 0.190										1	0	0	0	0	0	2
Doug Flynn, R (9, 6) OBP: 0.267, SLG: 0.294										0	0	0	0	0	0	0
Manny Trillo, R (1, 4) OBP: 0.320, SLG: 0.345	3B 1B		F9		1B SF9 1B	L8				4	2	2	0	0	0	1
Tim Raines, S (1, 7) OBP: 0.394, SLG: 0.425	K		1B BB		SF9 1-3 1B 1B		4-3			3	1	1	0	1	1	1
Andre Dawson, R (1, 8) OBP: 0.348, SLG: 0.558	1-H 1B 3B		K		SF9 1B IBB		G4-3-6-3 BB			2	2	1	1	2	1	1
Gary Carter, R (1, 2) OBP: 0.340, SLG: 0.450	3-H 1B		1-2 1B		SF9 1-2 2-3 3-H		G4-3-6-3 1-2f			3	0	2	2	0	0	1
Al Oliver, L (1, 3) OBP: 0.349, SLG: 0.414	F7		L6		2-H 3-H 1B			FC4-6 BB 1B		4	0	2	2	0	0	3
Jim Wohlford, R (1, 9) OBP: 0.301, SLG: 0.357		F9		1-3	F3			FC4-6 1-2 BB		3	0	0	0	0	0	1
Warren Cromartie, L (8, PH) OBP: 0.353, SLG: 0.387										0	0	0	0	1	0	0
(9, 9)																
Chris Speier, R (1, 5) OBP: 0.334, SLG: 0.344		6-3		6-3		SH1-4 1B		FC4-6 FC6-4 1-2f 2-3		4	0	1	0	0	0	2
Bill Gullickson, R (1, 1) OBP: 0.167, SLG: 0.213		1B		K		SH1-4 1-2		K		3	0	1	0	0	2	2
Jeff Reardon, R (9, 1) OBP: 0.125, SLG: 0.125										0	0	0	0	0	0	0
Inning Stats	R: 2 E: 0 K: 2 S: 10 H: 3 LOB: 1 BB: 0 P: 10	R: 0 E: 0 K: 0 S: 4 H: 1 LOB: 1 BB: 0 P: 4	R: 0 E: 0 K: 1 S: 6 H: 1 LOB: 2 BB: 1 P: 10	R: 0 E: 0 K: 1 S: 5 H: 0 LOB: 0 BB: 0 P: 5	R: 3 E: 0 K: 0 S: 6 H: 3 LOB: 1 BB: 1 P: 10	R: 0 E: 0 K: 1 S: 6 H: 1 LOB: 1 BB: 0 P: 6	R: 0 E: 0 K: 0 S: 2 H: 0 LOB: 0 BB: 1 P: 6	R: 0 E: 0 K: 1 S: 6 H: 1 LOB: 2 BB: 1 P: 10		1B: 9 2B: 0 3B: 1 HR: 0	SF: 1 SAC: 1 DP: 1 HBP: 0						

livebaseballscorecards.com

AB	31
R	5
H	10
RBI	5
BB	4
SO	6
LOB	16

WP: 0 PB: 0 SB: 0 CS: 0 PA: 37

PITCHER	IP	WLS	BF	H	R	ER	SO	BB	IBB	HBP	BLK	WP	HR	S	P	ERA	WHIP
Larry McWilliams, L (1, 1) ERA: 3.24	6.1	L	31	9	5	5	5	2	1	0	0	0	0	38	50	7.11	1.737
Kent Tekulve, R (7, 1) ERA: 1.65	1.2		6	1	0	0	1	1	0	0	0	0	0	7	11	0.00	1.200

PITCHER	IP	WLS	BF	H	R	ER	SO	BB	IBB	HBP	BLK	WP	HR	S	P	ERA	WHIP

Batter	1	2	3	4	5	6	7	8	9	AB	R	H	RBI	BB	SO	LOB
Terry Francona, L (1, 9) OBP: 0.260, SLG: 0.322	4-3		P4			1-3			F9	4	0	0	0	0	0	0
Manny Trillo, R (1, 4) OBP: 0.317, SLG: 0.342	F9		K			P3			5-3	4	0	0	0	0	1	0
Andre Dawson, R (1, 8) OBP: 0.347, SLG: 0.556	F8			F7			6-3			3	0	0	0	0	0	0
Al Oliver, L (1, 3) OBP: 0.347, SLG: 0.412		5-3		F7			6-3			3	0	0	0	0	0	0
Tim Raines, S (1, 7) OBP: 0.392, SLG: 0.423		F8		6-3			F9			3	0	0	0	0	0	0
Gary Carter, R (1, 2) OBP: 0.340, SLG: 0.449		E HBP			F3			K		2	0	0	0	0	1	0
Chris Speier, R (1, 5) OBP: 0.331, SLG: 0.340		E4 1-3			6-3			K		3	0	0	0	0	1	1
Angel Salazar, R (1, 6) OBP: 0.200, SLG: 0.158 Gene Roof, S (8, PH) OBP: 0.182, SLG: 0.364 Doug Flynn, R (8, 6) OBP: 0.267, SLG: 0.294		K			5-3			1-3		2 1 0	0 0 0	0 0 0	0 0 0	0 0 0	1 0 0	2 0 0
Steve Rogers, R (1, 1) OBP: 0.171, SLG: 0.163 Warren Cromartie, L (6, PH) OBP: 0.352, SLG: 0.386 Dan Schatzeder, L (6, 1) OBP: 0.200, SLG: 0.200 Ray Burris, R (6, 1) OBP: 0.302, SLG: 0.282 Jeff Reardon, R (8, 1) OBP: 0.125, SLG: 0.125 Terry Crowley, L (9, PH) OBP: 0.333, SLG: 0.186			3-1			K			K	1 1 0 0 0 0 1	0 0 0 0 0 0 0	0 0 0 0 0 0 0	0 0 0 0 0 0 0	0 1 0 0 0 0 1	0 0 0 0 0 0 0	0 0 0 0 0 0 0
Inning Stats	R: 0 E: 0 K: 0 S: 3 H: 0 LOB: 0 BB: 0 P: 3	R: 0 E: 1 K: 1 S: 6 H: 0 LOB: 2 BB: 0 P: 7	R: 0 E: 0 K: 1 S: 5 H: 0 LOB: 0 BB: 0 P: 5	R: 0 E: 0 K: 0 S: 3 H: 0 LOB: 0 BB: 0 P: 3	R: 0 E: 0 K: 0 S: 3 H: 0 LOB: 0 BB: 0 P: 3	R: 0 E: 0 K: 1 S: 5 H: 0 LOB: 0 BB: 0 P: 5	R: 0 E: 0 K: 0 S: 3 H: 0 LOB: 0 BB: 0 P: 3	R: 0 E: 0 K: 2 S: 7 H: 0 LOB: 0 BB: 0 P: 7	R: 0 E: 0 K: 1 S: 5 H: 0 LOB: 0 BB: 0 P: 5	1B: 0 2B: 0 3B: 0 HR: 0	SF: 0 SAC: 0 DP: 0 HBP: 1			WP: 0 PB: 0 SB: 0 CS: 0	PA: 29		

PITCHER	IP	WLS	BF	H	R	ER	SO	BB	IBB	HBP	BLK	WP	HR	S	P	ERA	WHIP
Bob Forsch, R (1, 1) ERA: 4.37	9.0	W	29	0	0	0	6	0	0	1	0	0	0	40	41	0.00	0.000

PITCHER	IP	WLS	BF	H	R	ER	SO	BB	IBB	HBP	BLK	WP	HR	S	P	ERA	WHIP

TOP

Montreal Expos @ St. Louis Cardinals

Busch Stadium, St. Louis, MO

Mon Sep 26 1983, 7:05 PM CDT

Att. 12,457 - Unknown

livebaseballscorecards.com

AB	28
R	0
H	0
RBI	0
BB	0
SO	6
LOB	3

Montreal Expos @ St. Louis Cardinals

Busch Stadium, St. Louis, MO

Mon Sep 26 1983, 7:05 PM CDT

Att. 12,457 - Unknown

livebaseballscorecards.com

BOTTOM

Batter	1	2	3	4	5	6	7	8	9	AB	R	H	RBI	BB	SO	LOB
Lonnie Smith, R (1, 7) OBP: 0.375, SLG: 0.451	4-3		CS 1B		1B 2B 3-H		G1			4	1	2	1	0	0	0
Bill Lyons, R (8, 4) OBP: 0.186, SLG: 0.224										0	0	0	0	0	0	0
Ken Oberkfell, L (1, 4) (8, 5) OBP: 0.371, SLG: 0.389	3B		CS 1-2	F8	1B BB BBB		F7			3	0	1	0	1	0	0
Willie McGee, S (1, 8) OBP: 0.315, SLG: 0.371	1-3			F9 S 1B	1-2 2-H 1B		K SSS			4	0	2	1	0	1	1
Darrell Porter, L (1, 2) OBP: 0.360, SLG: 0.431	P5			F9 1-3	K SSS			3-1		4	0	0	0	0	1	4
Andy Van Slyke, L (1, 5) (8, 7) OBP: 0.353, SLG: 0.421		F7		K SSS		S HBP H		F9		3	0	0	0	0	1	1
David Green, R (1, 9) OBP: 0.327, SLG: 0.425		K SSS			G3 1B BB BBB	4-0 BBB 1-2 BB		K SSS		2	1	0	0	2	2	0
Jim Adduci, L (1, 3)		F8			G3 1-2	F5				3	0	0	0	0	0	3
Ozzie Smith, S (1, 6) OBP: 0.317, SLG: 0.334			6-3		F9 2B 1B 2-H	F7				3	1	1	1	0	0	2
Bob Forsch, R (1, 1) OBP: 0.286, SLG: 0.373			5-3		F9 2-3	K SSS				3	0	0	0	0	1	3

	AB	29
	R	3
	H	6
	RBI	3
	BB	3
	SO	6
	LOB	14

Inning Stats	1	2	3	4	5	6	7	8	9
	R: 0 H: 1 E: 0 LOB: 1 K: 0 BB: 0 S: 4 P: 4	R: 0 H: 0 E: 0 LOB: 0 K: 1 BB: 0 S: 5 P: 5	R: 0 H: 1 E: 0 LOB: 0 K: 0 BB: 0 S: 3 P: 3	R: 0 H: 1 E: 0 LOB: 1 K: 1 BB: 0 S: 6 P: 6	R: 3 H: 3 E: 0 LOB: 2 K: 1 BB: 2 S: 8 P: 16	R: 0 H: 0 E: 0 LOB: 2 K: 1 BB: 1 S: 5 P: 10	R: 0 H: 0 E: 0 LOB: 0 K: 1 BB: 0 S: 5 P: 5	R: 0 H: 0 E: 0 LOB: 0 K: 1 BB: 0 S: 5 P: 5	

	1B: 4	SF: 0
	2B: 1	SAC: 0
	3B: 1	DP: 0
	HR: 0	HBP: 1

	PA: 34
	WP: 0
	PB: 0
	SB: 2
	CS: 1

PITCHER		IP	WLS	BF	H	R	ER	SO	BB	IBB	HBP	BLK	WP	HR	S	P	ERA	WHIP
Steve Rogers, R ERA: 3.2	(1, 1)	5.0	L	22	6	3	3	3	2	0	0	0	0	0	26	34	5.40	1.600
Dan Schatzeder, L ERA: 3.21	(6, 1)	0.0		1	0	0	0	0	0	0	1	0	0	0	0	1	∞	∞
Ray Burris, R ERA: 3.68	(6, 1)	2.0		7	0	0	0	2	1	0	0	0	0	0	10	14	0.00	0.500
Jeff Reardon, R ERA: 2.95	(8, 1)	1.0		3	0	0	0	1	0	0	0	0	0	0	5	5	0.00	0.000

PITCHER		IP	WLS	BF	H	R	ER	SO	BB	IBB	HBP	BLK	WP	HR	S	P	ERA	WHIP

Batter	1	2	3	4	5	6	7	8	9	AB	R	H	RBI	BB	SO	LOB
Terry Francona, L (1, 9) OBP: 0.272, SLG: 0.352	6-3	1-H HR		2-3 HBP 1B		2B		1-2 1B		5	1	4	2	0	0	0
Manny Trillo, R (1, 4) OBP: 0.319, SLG: 0.342	E 1B	K		1-2 HBP		4-3		F9		2	1	1	0	0	1	0
Bryan Little, S (4, PR) OBP: 0.339, SLG: 0.302 (4, 4)										2	0	0	0	0	0	3
Andre Dawson, R (1, 8) OBP: 0.344, SLG: 0.551	E1 E 1-3 HR	F3		4-6-3-4-5 1-2f 2-3f			F8		1-3	5	1	0	0	0	0	4
Al Oliver, L (1, 3) OBP: 0.347, SLG: 0.411	E7 1-3 HR 3-H 1B	K			F7		6-3		3B 1B	5	2	2	1	0	1	0
Tim Raines, S (1, 7) OBP: 0.395, SLG: 0.433	2-H 3-H HR		BBBB G6-4-3 BB		S 1B		6-3		1-H SF9 3B	4	2	3	4	1	0	0
Gary Carter, R (1, 2) OBP: 0.337, SLG: 0.445	F8	G6-4-3 1-2f			SSS K 1-2			6-3	SF9 3-H	4	0	0	1	0	1	2
Chris Speier, R (1, 5) OBP: 0.332, SLG: 0.341	5-3	1B			5-3			4-3 S 1B	SSS K	5	1	2	0	0	1	1
Angel Salazar, R (1, 6) OBP: 0.208, SLG: 0.261		1B 3B	F9			F9		4-3 1-3		4	1	1	0	0	0	2
Charlie Lea, R (1, 1) OBP: 0.141, SLG: 0.130						5-3				3	1	2	1	0	0	0
Bob James, R (7, 1) OBP: 0.286, SLG: 0.286		HR 3-H 1B		1B 2B				1B 3-H 1B		1	0	1	1	0	0	0
Inning Stats	R: 4 E: 2 K: 0 S: 7 H: 3 LOB: 0 BB: 0 P: 7	R: 3 E: 0 K: 2 S: 10 H: 3 LOB: 0 BB: 0 P: 10	R: 0 E: 0 K: 0 S: 3 H: 1 LOB: 1 BB: 1 P: 7	R: 0 E: 0 K: 0 S: 3 H: 2 LOB: 2 BB: 0 P: 4	R: 0 E: 0 K: 1 S: 6 H: 1 LOB: 1 BB: 0 P: 6	R: 0 E: 0 K: 0 S: 4 H: 1 LOB: 1 BB: 0 P: 4	R: 0 E: 0 K: 0 S: 3 H: 0 LOB: 0 BB: 0 P: 3	R: 1 E: 0 K: 0 S: 6 H: 3 LOB: 2 BB: 0 P: 6	R: 2 E: 0 K: 1 S: 7 H: 2 LOB: 0 BB: 0 P: 7	1B: 10 2B: 2 3B: 3 HR: 2 SF: 1 SAC: 0 DP: 1 HBP: 1						

TOP

Montreal Expos @ St. Louis Cardinals

Busch Stadium, St. Louis, MO

Tue Sep 27 1983, 7:05 PM CDT

Att. 13,949 - Unknown

livebaseballscorecards.com

AB	40
R	10
H	16
RBI	10
BB	1
SO	4
LOB	12

WP: 0 PB: 0 SB: 2 CS: 0 PA: 43

1B: 10 2B: 2 3B: 3 HR: 2 SF: 1 SAC: 0 DP: 1 HBP: 1

PITCHER		IP	WLS	BF	H	R	ER	SO	BB	IBB	HBP	BLK	WP	HR	S	P	ERA	WHIP
John Stuper, R ERA: 3.61	(1, 1)	1.0	L	10	6	7	6	0	0	0	0	0	0	2	10	10	54.00	6.000
Dave LaPoint, L ERA: 3.95	(2, 1)	1.0		3	0	0	0	2	0	0	0	0	0	0	7	7	0.00	0.000
Steve Baker, R ERA: 3.94	(3, 1)	2.0		8	3	0	0	0	1	0	1	0	0	0	6	11	0.00	2.000
Ralph Citarella, R ERA: 1.64	(5, 1)	2.0		8	2	0	0	1	0	0	0	0	0	0	10	10	0.00	1.000
Dave Vonohlen, L ERA: 3.33	(7, 1)	2.0		9	3	1	1	0	0	0	0	0	0	0	9	9	4.50	1.500

PITCHER		IP	WLS	BF	H	R	ER	SO	BB	IBB	HBP	BLK	WP	HR	S	P	ERA	WHIP
Jeff Keener, R ERA: 8.31	(9, 1)	1.0		5	2	2	2	1	0	0	0	0	0	0	7	7	18.00	2.000

Batter	1	2	3	4	5	6	7	8	9	AB	R	H	RBI	BB	SO	LOB
Lonnie Smith, R (1, 7) OBP: 0.377, SLG: 0.453	S S S 0-3 ① K	x 0-0 ③ 1-3 1B		x 0-0 ② F8		B B B B 4-0 FC4-6 BB		x 0-0 2B		4	0	2	0	1	1	1
Jeff Doyle, S (1, 4) OBP: 0.300, SLG: 0.379	x 0-0 1-3 1B 2B		x 0-0 E SF9 1B	x 0-0 ③ FC4-6 1-2f		x 0-0 ③ FC4-6 1-2f		x 0-0 ③ 4-3		5	2	2	0	0	0	3
Willie McGee, S (1, 8) OBP: 0.315, SLG: 0.370	x 0-0 ② 1-3 2-3		x 0-0 E4 SF9 SF7 1-3 1B		B B B B 4-0 1B S BB		x 0-0 ① 6-3		x 0-0 ① 3-1	4	1	1	0	1	0	1
Darrell Porter, L (1, 2) OBP: 0.362, SLG: 0.431	x 0-0 1B 1B 3-H		B B B B 4-0 BB		S S S 0-3 ① K		x 0-0 WP 3B 1B		x 0-0 ② 3-1	4	1	2	1	1	1	1
Ken Oberkfell, L (1, 5) OBP: 0.371, SLG: 0.388	x 0-0 FC6-4 1-2 1B		x 0-0 ① SF9 2-3 3-H		x 0-0 ② L9		x 0-0 ② F7 1-2		B B B B 4-0 BB	3	0	1	1	1	0	2
David Green, R (1, 9) OBP: 0.328, SLG: 0.431	x 0-0 ③ FC6-4 1-2f		x 0-0 ② SF7 3-H		x 0-0 1-3 1B		x 0-0 2-H 3B		x 0-0 ③ F3	4	0	2	2	0	0	3
Jim Adduci, L (1, 3) OBP: 0.133, SLG: 0.071		x 0-0 FC3-6 1B	S S S 0-3 ③ K		x 0-0 F9		x 0-0 ③ 3-1			4	0	1	0	0	1	4
Ozzie Smith, S (1, 6) OBP: 0.317, SLG: 0.333		x 0-0 ① F7		x 0-0 ① 2-3		x 0-0 ① 3-1		x 0-0 G6-4-3 1B		4	0	1	0	0	0	1
John Stuper, R (1, 1) OBP: 0.000, SLG: 0.125 Dave LaPoint, L (2, 1) OBP: 0.240, SLG: 0.160 Jamie Quirk, L (2, PH) OBP: 0.278, SLG: 0.556 Steve Baker, R (3, 1) Floyd Rayford, R (4, PH) OBP: 0.222, SLG: 0.222 Ralph Citarella, R (5, 1) Orlando Sanchez, L (5, PH) Dave Vonohlen, L (7, 1) OBP: 0.000, SLG: 0.714 Steve Braun, L (8, PH) OBP: 0.368, SLG: 0.410 Jeff Keener, L (9, 1)		x 0-0 ② FC3-6 1B 1-2f		B B B B 4-0 FC4-6 BB		x 0-0 ② F9		x 0-0 ① ② G6-4-3 1-2f		0 0 0 0 0 0 0 0 0 0 0 0 0 0 1 0 0 0 0 0 1 0 0 0 0 0 0 0 0 0 0 0 1 0 0 0 0 0 0 0 0 0 1 0 0 0 0 0 0 0 0 0 0 0 0 0 1 0 0 0 0 0 1 0 0 0 0 0 0 0						
Inning Stats	R: 1 E: 0 K: 1 S: 8 H: 3 LOB: 2 BB: 0 P: 8	R: 0 E: 0 K: 0 S: 4 H: 2 LOB: 2 BB: 0 P: 4	R: 2 E: 1 K: 1 S: 7 H: 2 LOB: 1 BB: 1 P: 11	R: 0 E: 0 K: 0 S: 3 H: 0 LOB: 1 BB: 1 P: 7	R: 0 E: 0 K: 1 S: 6 H: 1 LOB: 2 BB: 1 P: 10	R: 0 E: 0 K: 0 S: 3 H: 0 LOB: 1 BB: 1 P: 7	R: 1 E: 0 K: 0 S: 5 H: 2 LOB: 1 BB: 0 P: 5	R: 0 E: 0 K: 0 S: 4 H: 2 LOB: 1 BB: 0 P: 4	R: 0 E: 0 K: 0 S: 3 H: 0 LOB: 1 BB: 1 P: 7	1B: 9 2B: 2 3B: 1 HR: 0	SF: 2 SAC: 0 DP: 1 HBP: 0						

BOTTOM

Montreal Expos @ St. Louis Cardinals

Busch Stadium, St. Louis, MO

Tue Sep 27 1983, 7:05 PM CDT

Att. 13,949 - Unknown

livebaseballscorecards.com

AB	35
R	4
H	12
RBI	4
BB	5
SO	3
LOB	18

WP: 1 PA: 42
PB: 0
SB: 1
CS: 0

PITCHER		IP	WLS	BF	H	R	ER	SO	BB	IBB	HBP	BLK	WP	HR	S	P	ERA	WHIP
Charlie Lea, R ERA: 3.2	(1, 1)	6.2	W	33	10	4	3	3	4	0	0	0	1	0	35	51	4.05	2.100
Bob James, R ERA: 3.5	(7, 1)	2.1	S	9	2	0	0	0	1	0	0	0	0	0	8	12	0.00	1.286

PITCHER	IP	WLS	BF	H	R	ER	SO	BB	IBB	HBP	BLK	WP	HR	S	P	ERA	WHIP

Batter	1	2	3	4	5	6	7	8	9	AB	R	H	RBI	BB	SO	LOB
Tim Raines, S (1, 7) OBP: 0.393, SLG: 0.433	L6	F7			1-3		1B 1B 2B	4-3		5	1	1	0	0	0	3
Bryan Little, S (1, 4) OBP: 0.348, SLG: 0.311	FC6-4 1B		FC6-4 1B		1B 1B		G5-4-3 1B 2-3		BBBB FC5-4 BB 4-0	4	0	4	0	1	0	0
Andre Dawson, R (1, 8) OBP: 0.343, SLG: 0.548	FC6-4 1-2f		FC6-4 F7-4 1-2f		1-2 1B		G5-4-3 1-2f		FC5-4 S E 1-2f	5	1	1	0	0	0	5
Al Oliver, L (1, 3) OBP: 0.347, SLG: 0.410	F7		F7-4 1-2		L6		1B 1B 3-H		F8 1-H	4	0	1	1	0	0	4
Jim Wohlford, R (9, PH) OBP: 0.299, SLG: 0.355 (9, 9)										1	0	0	0	0	0	0
Terry Francona, L (1, 9) OBP: 0.275, SLG: 0.357 (9, 3)		2B 2B		P5		F8	1-2 1B		SSS K	5	1	2	0	0	1	0
Gary Carter, R (1, 2) OBP: 0.337, SLG: 0.446		2-H 2B		SSS K		F9	F8			4	0	1	1	0	1	2
Tim Wallach, R (1, 5) OBP: 0.339, SLG: 0.438		SSS K		FC5-4 1B	BBBB E BB 4-0			4-3		3	1	1	0	1	1	1
Angel Salazar, R (1, 6) OBP: 0.214, SLG: 0.259		F8		FC5-4 1-2f		E7 1-H		SH3 1B		4	0	1	0	0	0	2
Bryn Smith, R (1, 1) OBP: 0.219, SLG: 0.167		BBBB BB 4-0			L7	6-3		SH3 1-2		2	0	0	0	1	0	1
Inning Stats	R: 0 E: 0 K: 0 S: 4 H: 1 LOB: 1 BB: 0 P: 4	R: 1 E: 0 K: 1 S: 7 H: 2 LOB: 2 BB: 1 P: 11	R: 0 E: 0 K: 0 S: 3 H: 1 LOB: 0 BB: 0 P: 3	R: 0 E: 0 K: 1 S: 6 H: 1 LOB: 1 BB: 0 P: 6	R: 0 E: 0 K: 0 S: 5 H: 2 LOB: 2 BB: 0 P: 5	R: 1 E: 1 K: 0 S: 4 H: 0 LOB: 1 BB: 1 P: 8	R: 1 E: 0 K: 0 S: 6 H: 4 LOB: 2 BB: 0 P: 6	R: 0 E: 0 K: 0 S: 4 H: 1 LOB: 1 BB: 0 P: 4	R: 1 E: 0 K: 1 S: 5 H: 0 LOB: 0 BB: 1 P: 9	1B: 9 2B: 4 3B: 0 HR: 0 SF: 0 SAC: 1 DP: 2 HBP: 0						

PITCHER		IP	WLS	BF	H	R	ER	SO	BB	IBB	HBP	BLK	WP	HR	S	P	ERA	WHIP
Danny Cox, R ERA: 3.25	(1, 1)	6.2	L	32	11	3	2	2	2	0	0	0	0	0	34	42	2.70	1.950
Jeff Lahti, R ERA: 3.18	(7, 1)	1.1		5	1	0	0	0	0	0	0	0	0	0	5	5	0.00	0.750
Dave Rucker, L ERA: 5.32	(9, 1)	1.0		4	0	1	0	1	1	0	0	0	0	0	5	9	0.00	1.000

PITCHER	IP	WLS	BF	H	R	ER	SO	BB	IBB	HBP	BLK	WP	HR	S	P	ERA	WHIP

TOP

Montreal Expos @ St. Louis Cardinals

Busch Stadium, St. Louis, MO

Wed Sep 28 1983, 7:05 PM CDT

Att. 13,944 - Unknown

livebaseballscorecards.com

AB	37
R	4
H	12
RBI	2
BB	3
SO	3
LOB	18

Batter	1	2	3	4	5	6	7	8	9	AB	R	H	RBI	BB	SO	LOB
Lonnie Smith, R (1, 7) OBP: 0.376, SLG: 0.450	P4		BBBB 4-0 G4-3 BB			6-3		G6-4-3 1-2f		3	0	0	0	1	0	2
Dave Rucker, L (9, 1)										0	0	0	0	0	0	0
Jeff Doyle, S (1, 4) OBP: 0.294, SLG: 0.424	3B		G4-3 1-2f			F8			4-3	4	0	1	0	0	0	1
Willie McGee, S (1, 8) OBP: 0.313, SLG: 0.367	P6			4-3		4-3			F7	4	0	0	0	0	0	1
David Green, R (1, 9) OBP: 0.327, SLG: 0.429	F9			4-3			F9		1B	4	0	1	0	0	0	1
Andy Van Slyke, L (1, 5) OBP: 0.354, SLG: 0.420		1B		BBBB 4-0 BB			SSS 0-3 K		F9	3	0	1	0	1	1	1
Jim Adduci, L (1, 3) OBP: 0.111, SLG: 0.059		FC1-6-5 1-3		F8			4-3			3	0	0	0	0	0	2
Jamie Quirk, L (1, 2) OBP: 0.267, SLG: 0.325		SSS 0-3 K			G3			F8		3	0	0	0	0	1	1
Bill Lyons, R (1, 6) OBP: 0.180, SLG: 0.217		1-3			4-3			BBBB 4-0 1B BB		2	0	0	0	0	0	1
Steve Braun, L (8, PH) OBP: 0.404, SLG: 0.413										0	0	0	0	1	0	0
Danny Cox, R (1, 1) OBP: 0.074, SLG: 0.074			SSS 0-3 K		SSS 0-3 K			0-0 G6-4-3 1-2 1B		2	0	0	0	0	2	0
Jeff Lahti, R (7, 1)										0	0	0	0	0	0	0
Ken Oberkfell, L (8, PH) OBP: 0.372, SLG: 0.390										1	0	1	0	0	0	0
Jimmy Sexton, R (9, 6) OBP: 0.222, SLG: 0.250										0	0	0	0	0	0	0
Inning Stats	R: 0 E: 0 K: 0 S: 4 H: 1 LOB: 1 BB: 0 P: 4	R: 0 E: 0 K: 1 S: 6 H: 1 LOB: 1 BB: 0 P: 6	R: 0 E: 0 K: 1 S: 4 H: 0 LOB: 0 BB: 1 P: 8	R: 0 E: 0 K: 0 S: 3 H: 0 LOB: 1 BB: 1 P: 7	R: 0 E: 0 K: 1 S: 5 H: 0 LOB: 0 BB: 0 P: 5	R: 0 E: 0 K: 0 S: 3 H: 0 LOB: 0 BB: 0 P: 3	R: 0 E: 0 K: 1 S: 5 H: 0 LOB: 0 BB: 0 P: 5	R: 0 E: 0 K: 0 S: 3 H: 1 LOB: 1 BB: 1 P: 7	R: 0 E: 0 K: 0 S: 4 H: 1 LOB: 1 BB: 0 P: 4	1B: 3 2B: 0 3B: 1 HR: 0 SF: 0 SAC: 0 DP: 2 HBP: 0	WP: 0 PB: 0 SB: 1 CS: 0 PA: 32					

PITCHER	IP	WLS	BF	H	R	ER	SO	BB	IBB	HBP	BLK	WP	HR	S	P	ERA	WHIP
Bryn Smith, R (1, 1) ERA: 2.49	9.0	W	32	4	0	0	4	3	0	0	0	0	0	37	49	0.00	0.778

PITCHER	IP	WLS	BF	H	R	ER	SO	BB	IBB	HBP	BLK	WP	HR	S	P	ERA	WHIP

BOTTOM

Montreal Expos @ St. Louis Cardinals

Busch Stadium, St. Louis, MO

Wed Sep 28 1983, 7:05 PM CDT

Att. 13,944 - Unknown

livebaseballscorecards.com

AB	29
R	0
H	4
RBI	0
BB	3
SO	4
LOB	10

Montreal Expos @ New York Mets

Shea Stadium, Flushing, NY

Sat Oct 01 1983, 3:33 AM EDT

Att. 12,144 - Unknown

TOP

livebaseballscorecards.com

Batter	1	2	3	4	5	6	7	8	9	AB	R	H	RBI	BB	SO	LOB
Tim Raines, S (1, 7) OBP: 0.394, SLG: 0.432	F7		F8		F8		2B SF7 1B 1-2		BB	4	1	1	0	1	0	1
Bryan Little, S (1, 4) OBP: 0.349, SLG: 0.319	G3		E1		4-3 2B 2-H		2B 1-3 2-H		K	4	0	2	2	0	0	0
Mike Fuentes, R (9, PH) OBP: 0.250, SLG: 0.250										1	0	0	0	0	1	1
Andre Dawson, R (1, 8) OBP: 0.341, SLG: 0.544	6-3		F8		4-3 2-3		F4		F9	5	0	0	0	0	0	5
Mike Stenhouse, L (1, 3) OBP: 0.216, SLG: 0.176		FC6-4 1B SF8 1B	K		F7		SF7 3-H			3	1	1	0	0	1	2
Jim Wohlford, R (7, PH) OBP: 0.297, SLG: 0.355										0	0	0	1	0	0	0
Terry Francona, L (7, 9) OBP: 0.279, SLG: 0.360		FC6-4 1-2 1B		G3		1-3 1B	L3			4	0	2	0	0	0	1
Gary Carter, R (1, 2) OBP: 0.336, SLG: 0.444		FC6-4 1B 1-2f 2-3		WP 5-3 1B		1-3 1-2		5-3		4	0	1	0	0	0	3
Tim Wallach, R (1, 5) OBP: 0.337, SLG: 0.436		SF8 3-H		5-3 1-2		5-3		F7		3	0	0	1	0	0	2
Angel Salazar, R (1, 6) OBP: 0.219, SLG: 0.258		1-2 1B		6-3 2-3		F8		K		4	0	1	0	0	1	2
Bill Gullickson, R (1, 1) OBP: 0.174, SLG: 0.232		F5			2B 2B		1B 2B 1B		K	2	1	1	0	0	0	2
Brad Mills, L (7, PH) OBP: 0.333, SLG: 0.250										1	1	1	0	0	0	0
Jeff Reardon, R (7, 1) OBP: 0.125, SLG: 0.125										0	0	0	0	0	0	0
Mike Vail, R (9, PH) OBP: 0.326, SLG: 0.354										1	0	0	0	0	1	0

Inning Stats									
	R: 0 H: 0 E: 0 LOB: 0 K: 0 BB: 0 S: 3 P: 3	R: 1 H: 3 E: 0 LOB: 2 K: 0 BB: 0 S: 6 P: 6	R: 0 H: 0 E: 1 LOB: 1 K: 1 BB: 0 S: 6 P: 6	R: 0 H: 1 E: 0 LOB: 1 K: 0 BB: 0 S: 4 P: 4	R: 1 H: 2 E: 0 LOB: 1 K: 0 BB: 0 S: 5 P: 5	R: 0 H: 1 E: 0 LOB: 1 K: 0 BB: 0 S: 4 P: 4	R: 2 H: 3 E: 0 LOB: 1 K: 0 BB: 0 S: 6 P: 6	R: 0 H: 0 E: 0 LOB: 0 K: 1 BB: 0 S: 5 P: 5	R: 0 H: 0 E: 0 LOB: 1 K: 2 BB: 1 S: 7 P: 11

1B: 7 SF: 2
2B: 3 SAC: 0
3B: 0 DP: 0
HR: 0 HBP: 0

WP: 1 PA: 39
PB: 0
SB: 0
CS: 0

	AB	36
	R	4
	H	10
	RBI	4
	BB	1
	SO	4
	LOB	19

PITCHER		IP	WLS	BF	H	R	ER	SO	BB	IBB	HBP	BLK	WP	HR	S	P	ERA	WHIP
Tom Seaver, R ERA: 3.55	(1, 1)	1.0		3	0	0	0	0	0	0	0	0	0	0	3	3	0.00	0.000
Brent Gaff, R ERA: 6.1	(2, 1)	5.1	W	27	10	4	4	1	0	0	0	0	1	0	29	29	6.75	1.875
Carlos Diaz, L ERA: 2.05	(7, 1)	2.2	S	9	0	0	0	3	1	0	0	0	0	0	14	18	0.00	0.375

PITCHER	IP	WLS	BF	H	R	ER	SO	BB	IBB	HBP	BLK	WP	HR	S	P	ERA	WHIP

Montreal Expos @ New York Mets

Shea Stadium, Flushing, NY

Sat Oct 01 1983, 3:33 AM EDT

Att. 12,144 - Unknown

BOTTOM

Batter	1	2	3	4	5	6	7	8	9	AB	R	H	RBI	BB	SO	LOB
Mookie Wilson, S (1, 8) OBP: 0.301, SLG: 0.369	2B	1B		F6		4-3				4	1	2	0	0	0	0
Hubie Brooks, R (1, 5) OBP: 0.285, SLG: 0.323	HR 2-H	4-3		F8			F4			4	1	1	1	0	0	1
Darryl Strawberry, L (1, 9) OBP: 0.336, SLG: 0.512 Danny Heep, L (2, 9) OBP: 0.320, SLG: 0.381	HR HBP	4-3	K				2B BB			0 2	1 0	0 0	0 0	0 1	0 1	0 0
George Foster, R (1, 7) OBP: 0.291, SLG: 0.423	HR 1-H 2-H	5-3	F6				K			4	1	1	3	0	1	1
Gary Rajsich, L (1, 3) OBP: 0.364, SLG: 0.467	1B G4-6-3	1B 1B	HBP 1B				2B 1-H			3	1	3	0	0	0	0
Bob Bailor, R (1, 6) OBP: 0.290, SLG: 0.282	G4-6-3 1-2f	1B 1-2	FC5-4 1-2					5-3		4	0	2	0	0	0	1
Brian Giles, R (1, 4) OBP: 0.306, SLG: 0.296	F2	1B 1-2 2-H	FC5-4 1-2f					5-3		4	0	1	1	0	0	2
Junior Ortiz, R (1, 2) OBP: 0.268, SLG: 0.275		F7	F8			K		K		4	0	0	0	0	2	2
Tom Seaver, R (1, 1) OBP: 0.225, SLG: 0.219 Brent Gaff, R (2, 1) Carlos Diaz, R (7, 1)		F6		K		F5				0 3 0	0 0 0	0 0 0	0 0 0	0 1 0	0 0 0	0 0 0
Inning Stats	R: 4 E: 0 K: 0 S: 6 H: 4 LOB: 0 BB: 0 P: 7	R: 0 E: 0 K: 0 S: 4 H: 1 LOB: 1 BB: 0 P: 4	R: 1 E: 0 K: 0 S: 6 H: 3 LOB: 2 BB: 0 P: 6	R: 0 E: 0 K: 1 S: 5 H: 0 LOB: 0 BB: 0 P: 5	R: 0 E: 0 K: 1 S: 6 H: 1 LOB: 2 BB: 0 P: 7	R: 0 E: 0 K: 1 S: 5 H: 0 LOB: 0 BB: 0 P: 5	R: 0 E: 0 K: 1 S: 5 H: 1 LOB: 2 BB: 1 P: 9	R: 0 E: 0 K: 1 S: 5 H: 0 LOB: 0 BB: 0 P: 5							

livebaseballscorecards.com

AB	32
R	5
H	10
RBI	5
BB	1
SO	5
LOB	7

1B: 6	SF: 0	WP: 0	PA: 35
2B: 3	SAC: 0	PB: 0	
3B: 0	DP: 1	SB: 0	
HR: 1	HBP: 2	CS: 0	

PITCHER	IP	WLS	BF	H	R	ER	SO	BB	IBB	HBP	BLK	WP	HR	S	P	ERA	WHIP
Bill Gullickson, R (1, 1) ERA: 3.75	6.0	L	28	9	5	5	3	0	0	2	0	0	1	32	34	7.50	1.500
Jeff Reardon, R (7, 1) ERA: 2.89	2.0		7	1	0	0	2	1	0	0	0	0	0	10	14	0.00	1.000

PITCHER	IP	WLS	BF	H	R	ER	SO	BB	IBB	HBP	BLK	WP	HR	S	P	ERA	WHIP

Montreal Expos @ New York Mets

Shea Stadium, Flushing, NY

Sun Oct 02 1983, 3:33 AM EDT

Unknown

TOP

livebaseballscorecards.com

Batter	1	2	3	4	5	6	7	8	9	AB	R	H	RBI	BB	SO	LOB
Tim Raines, S (1, 7) OBP: 0.391, SLG: 0.429	F4		F8			F7			F7	4	0	0	0	0	0	1
Bryan Little, S (1, 4) OBP: 0.351, SLG: 0.324	4-3 2B			F9		L4			1B	4	0	2	0	0	0	1
Terry Francona, L (1, 9) OBP: 0.274, SLG: 0.354	4-3 2-3			SSS K			F8		F7	4	0	0	0	0	1	2
Andre Dawson, R (1, 8) OBP: 0.339, SLG: 0.541	6-3			5-3			F8			3	0	0	0	0	0	1
Gary Carter, R (1, 2) OBP: 0.336, SLG: 0.444		F8			F6		PO 1B			3	0	1	0	0	0	0
Mike Stenhouse, L (1, 3) OBP: 0.200, SLG: 0.162		F5			4-3		PO 1-2	F8		3	0	0	0	0	0	0
Tim Wallach, R (1, 5) OBP: 0.335, SLG: 0.434		F7			F7			F9		3	0	0	0	0	0	0
Angel Salazar, R (1, 6) OBP: 0.229, SLG: 0.294			4-3			SH2-4 2B		F8		3	0	1	0	0	0	0
Charlie Lea, R (1, 1) OBP: 0.139, SLG: 0.129			F9			SH2-4 2-3			F6	1	0	0	0	0	0	0
Terry Crowley, L (9, PH) OBP: 0.327, SLG: 0.182										1	0	0	0	0	0	0

	AB	29
	R	0
	H	4
	RBI	0
	BB	0
	SO	1
	LOB	5

Inning Stats	1	2	3	4	5	6	7	8	9
R	0	0	0	0	0	0	0	0	0
E	0	0	0	0	0	0	0	0	0
K	0	0	0	1	0	0	0	0	0
S	4	3	3	5	3	4	3	3	4
H	1	0	0	0	0	1	1	0	1
LOB	1	0	0	0	0	1	0	0	1
BB	0	0	0	0	0	0	0	0	0
P	4	3	3	5	3	4	3	3	4

	1B	2	SF	0
	2B	2	SAC	1
	3B	0	DP	0
	HR	0	HBP	0

	WP	0	PA	31
	PB	0		
	SB	0		
	CS	0		

PITCHER	IP	WLS	BF	H	R	ER	SO	BB	IBB	HBP	BLK	WP	HR	S	P	ERA	WHIP
Walt Terrell, R (1, 1) ERA: 3.57	9.0	W	30	4	0	0	1	0	0	0	0	0	0	32	32	0.00	0.444

Batter	1	2	3	4	5	6	7	8	9	AB	R	H	RBI	BB	SO	LOB
Mookie Wilson, S (1, 8) OBP: 0.300, SLG: 0.367	5-3		F6			FC6-4 S 1-2f		5-3		4	0	0	0	0	0	1
Hubie Brooks, R (1, 5) OBP: 0.284, SLG: 0.321	F8			1-3		F6 1-2		6-3		4	0	0	0	0	0	1
Danny Heep, L (1, 9) OBP: 0.324, SLG: 0.394	HR			L9			BBBB 1B BB			2	1	1	1	1	0	0
George Foster, R (1, 7) OBP: 0.291, SLG: 0.422	5-3			F5			1-3 BB 1B			3	0	1	0	0	0	0
Gary Rajsich, L (1, 3) OBP: 0.333, SLG: 0.424		F8			F6		F7			3	0	0	0	0	0	2
Ron Hodges, L (1, 2) OBP: 0.381, SLG: 0.308		G3			SSS K		F5			3	0	0	0	0	1	2
Brian Giles, R (1, 4) OBP: 0.308, SLG: 0.297		PO 1B			4-3		BBBB 1-2 BB			2	0	1	0	1	0	0
José Oquendo, S (1, 6) OBP: 0.260, SLG: 0.244		PO 1-2	5-3			SSS K	F1			2	0	0	0	0	1	0
Rusty Staub, L (7, PH) OBP: 0.366, SLG: 0.412										1	0	0	0	0	0	3
Ron Gardenhire, R (8, 6) OBP: 0.100, SLG: 0.069										0	0	0	0	0	0	0
Walt Terrell, L (1, 1) OBP: 0.200, SLG: 0.409			3-1			FC6-4 1B		SSS K		3	0	1	0	0	1	0
Inning Stats	R: 1 E: 0 K: 0 S: 4 H: 1 LOB: 0 BB: 0 P: 4	R: 0 E: 0 K: 0 S: 3 H: 1 LOB: 0 BB: 0 P: 3	R: 0 E: 0 K: 0 S: 3 H: 0 LOB: 0 BB: 0 P: 3	R: 0 E: 0 K: 0 S: 3 H: 0 LOB: 0 BB: 0 P: 3	R: 0 E: 0 K: 1 S: 5 H: 0 LOB: 0 BB: 0 P: 5	R: 0 E: 0 K: 1 S: 6 H: 1 LOB: 1 BB: 0 P: 6	R: 0 E: 0 K: 0 S: 4 H: 1 LOB: 3 BB: 2 P: 12	R: 0 E: 0 K: 1 S: 5 H: 0 LOB: 0 BB: 0 P: 5		1B: 3 2B: 0 3B: 0 HR: 1 SF: 0 SAC: 0 DP: 0 HBP: 0						

PITCHER	IP	WLS	BF	H	R	ER	SO	BB	IBB	HBP	BLK	WP	HR	S	P	ERA	WHIP
Charlie Lea, R (1, 1) ERA: 3.12	8.0	L	29	4	1	1	3	2	0	0	0	0	1	33	41	1.12	0.750

PITCHER	IP	WLS	BF	H	R	ER	SO	BB	IBB	HBP	BLK	WP	HR	S	P	ERA	WHIP

BOTTOM

Montreal Expos @ New York Mets

Shea Stadium, Flushing, NY

Sun Oct 02 1983, 3:33 AM EDT

Unknown

livebaseballscorecards.com

AB	27
R	1
H	4
RBI	1
BB	2
SO	3
LOB	9

Batter	1	2	3	4	5	6	7	8	9	AB	R	H	RBI	BB	SO	LOB
Tim Raines, S (1, 7) OBP: 0.393, SLG: 0.429	BBBB 4-0 SH1-3 S BB		x 0-0 E5 E S		x 0-0 S 1B 1B		SSS 0-3 ① K		x 0-0 5-3 S 1B 1B	4	2	2	0	1	1	2
Bryan Little, S (1, 4) OBP: 0.352, SLG: 0.329	x 0-0 ① SH1-3 1-3		SSS 0-3 ② K 1-3		x 0-0 1-H 1B		x 0-0 1-3 2-H 2B		SSS 0-3 ① K 1-2	4	0	2	2	0	2	2
Gene Roof, S (1, 9) OBP: 0.188, SLG: 0.267	SSS 0-3 ② K		x 0-0 ③ 3-1		BBBB 4-0 FC6-4 BB		SSS 0-3 ② K		x 0-0 ② 5-3 2-3	4	0	0	0	1	2	5
Andre Dawson, R (1, 8) OBP: 0.338, SLG: 0.539	SSS 0-3 ③ K			SSS 0-3 ① K	x 0-0 ③ FC6-4 1-2f		x 0-0 ③ 6-3		x 0-0 CS 3-H 1B	5	0	1	1	0	2	5
Brad Mills, L (1, 5) OBP: 0.318, SLG: 0.250		x 0-0 ① 6-3		x 0-0 FC4 1B		x 0-0 ① 4-3		x 0-0 ① 4-3	0-0 ③ CS 1-2	4	0	1	0	0	0	0
Mike Stenhouse, L (1, 3) OBP: 0.205, SLG: 0.150		x 0-0 ② 1-3		x 0-0 ② F6		x 0-0 ② F5		BBBB 4-0 E SF8 BB		3	1	0	0	1	0	1
Bobby Ramos, R (1, 2) OBP: 0.329, SLG: 0.311		x 0-0 2B		x 0-0 ③ FC4 1-2f		x 0-0 ③ 4-3		x 0-0 E5 1-3		4	0	1	0	0	0	2
Angel Salazar, R (1, 6) OBP: 0.231, SLG: 0.297		x 0-0 ③ 6-3			x 0-0 ① F7		x 0-0 1B 2B 1B	x 0-0 ② SF8 3-H		3	1	1	1	0	0	1
Steve Rogers, R (1, 1) OBP: 0.167, SLG: 0.159			x 0-0 ① 1-3		SSS 0-3 ② K		x 0-0 2B 1-2 1B	x 0-0 ③ F2		2	0	0	0	0	1	0
Razor Shines, S (7, PH) OBP: 0.500, SLG: 0.500										1	0	1	0	0	0	0
Greg Bargar, R (7, 1) OBP: 0.167, SLG: 0.167										0	0	0	0	0	0	0
Terry Francona, L (8, PH) OBP: 0.273, SLG: 0.352										1	0	0	0	0	0	1
Jeff Reardon, R (8, 1) OBP: 0.125, SLG: 0.125										0	0	0	0	0	0	0
Inning Stats	R: 0 E: 0 K: 2 S: 7 H: 0 LOB: 1 BB: 1 P: 11	R: 0 E: 0 K: 0 S: 4 H: 1 LOB: 1 BB: 0 P: 4	R: 0 E: 1 K: 1 S: 6 H: 0 LOB: 1 BB: 0 P: 6	R: 0 E: 0 K: 1 S: 6 H: 1 LOB: 1 BB: 0 P: 6	R: 1 E: 0 K: 1 S: 7 H: 2 LOB: 2 BB: 1 P: 11	R: 0 E: 0 K: 0 S: 3 H: 0 LOB: 0 BB: 0 P: 3	R: 1 E: 0 K: 2 S: 10 H: 3 LOB: 2 BB: 0 P: 10	R: 1 E: 1 K: 0 S: 4 H: 0 LOB: 1 BB: 1 P: 8	R: 1 E: 0 K: 1 S: 6 H: 2 LOB: 0 BB: 0 P: 6	1B: 7 2B: 2 3B: 0 HR: 0 SF: 1 SAC: 1 DP: 0 HBP: 0						

PITCHER	IP	WLS	BF	H	R	ER	SO	BB	IBB	HBP	BLK	WP	HR	S	P	ERA	WHIP
Tim Leary, R (1, 1) ERA: 3.38	9.0	W	40	9	4	3	8	3	0	0	0	0	0	53	65	3.00	1.333

PITCHER	IP	WLS	BF	H	R	ER	SO	BB	IBB	HBP	BLK	WP	HR	S	P	ERA	WHIP

TOP

Montreal Expos @ New York Mets

Shea Stadium, Flushing, NY

Sun Oct 02 1983, 3:38 AM EDT

Att. 6,393 - Unknown

livebaseballscorecards.com

AB	35
R	4
H	9
RBI	4
BB	3
SO	8
LOB	19

WP: 0 PB: 0 SB: 4 CS: 1 PA: 41

Montreal Expos @ New York Mets

Shea Stadium, Flushing, NY

Sun Oct 02 1983, 3:38 AM EDT

Att. 6,393 - Unknown

BOTTOM

Batter	1	2	3	4	5	6	7	8	9	AB	R	H	RBI	BB	SO	LOB
Wally Backman, S (1, 5) OBP: 0.205, SLG: 0.214	L7		G6-3 1-2f			2B 1B		F9		4	1	1	0	0	0	1
Clint Hurdle, L (1, 9) OBP: 0.229, SLG: 0.242	F7			F8 2B		WP 1-H 1B 2B		K		4	1	2	1	0	1	0
Danny Heep, L (1, 8) OBP: 0.326, SLG: 0.395	F8			F7		CS WP 2-H 1B		1B		4	0	2	1	0	0	1
George Foster, R (1, 7) OBP: 0.289, SLG: 0.419		F9		F8 2-3		4-3 1-3		K		4	0	0	0	0	1	3
Gary Rajsich, L (1, 3) OBP: 0.400, SLG: 0.500 Mark Bradley, R (9, PR) OBP: 0.278, SLG: 0.327		1B		FC5-4 IBB		1B 2B			SH1-4 2B 1B	3 0	1 1	3 0	0 0	1 0	0 0	0 0
Brian Giles, R (1, 4) OBP: 0.308, SLG: 0.298	F8		FC5-4 1-2f			2-H 1B			SH1-4 1-2	3	0	1	1	0	0	3
Ron Gardenhire, R (1, 6) OBP: 0.091, SLG: 0.063 Ron Hodges, L (9, PH) OBP: 0.383, SLG: 0.308 José Oquendo, S (9, PR) OBP: 0.260, SLG: 0.244	L9				F8		K2-3		2B BB	3 0 0	0 0 1	0 0 0	0 0 0	1 1 0	1 0 0	1 0 0
Mike Fitzgerald, R (1, 2) OBP: 0.217, SLG: 0.250 Keith Hernandez, L (9, PH) OBP: 0.396, SLG: 0.433			F8		K		4-3		F8	3 1	0 0	0 0	0 0	0 0	1 0	0 2
Tim Leary, R (1, 1) OBP: 0.333, SLG: 0.333 Rusty Staub, L (9, PH) OBP: 0.371, SLG: 0.426			G6-3 1B		6-3		K		1-H 2-H 2B	3 1	0 0	1 1	0 2	0 0	1 0	0 0
Inning Stats	R: 0 H: 0 E: 0 LOB: 0 K: 0 BB: 0 S: 3 P: 3	R: 0 H: 1 E: 0 LOB: 1 K: 0 BB: 0 S: 4 P: 4	R: 0 H: 1 E: 0 LOB: 0 K: 0 BB: 0 S: 3 P: 3	R: 0 H: 1 E: 0 LOB: 2 K: 0 BB: 1 S: 4 P: 8	R: 0 H: 0 E: 0 LOB: 0 K: 1 BB: 0 S: 5 P: 5	R: 3 H: 5 E: 0 LOB: 1 K: 0 BB: 0 S: 6 P: 6	R: 0 H: 0 E: 0 LOB: 0 K: 2 BB: 0 S: 7 P: 7	R: 0 H: 1 E: 0 LOB: 1 K: 2 BB: 0 S: 8 P: 8	R: 2 H: 2 E: 0 LOB: 2 K: 0 BB: 1 S: 4 P: 8	1B: 7 2B: 4 3B: 0 HR: 0	SF: 0 SAC: 1 DP: 1 HBP: 0			WP: 2 PB: 0 SB: 0 CS: 1	PA: 36		

livebaseballscorecards.com

AB	33
R	5
H	11
RBI	5
BB	2
SO	5
LOB	11

PITCHER		IP	WLS	BF	H	R	ER	SO	BB	IBB	HBP	BLK	WP	HR	S	P	ERA	WHIP
Steve Rogers, R ERA: 3.23	(1, 1)	6.0		24	8	3	3	1	0	1	0	0	2	0	25	29	4.50	1.333
Greg Bargar, R ERA: 6.75	(7, 1)	1.0		3	0	0	0	2	0	0	0	0	0	0	7	7	0.00	0.000
Jeff Reardon, R ERA: 3.03	(8, 1)	1.2	L	9	3	2	2	2	1	0	0	0	0	0	12	16	10.80	2.400

PITCHER	IP	WLS	BF	H	R	ER	SO	BB	IBB	HBP	BLK	WP	HR	S	P	ERA	WHIP