

# Montreal Expos - 1983

Batter	1	2	3	4	5	6	7	8	9	AB	R	H	RBI	BB	SO	LOB	TOP				
Tim Raines, S (1,7)	4-3		4-3			L1		L8		4	0	0	0	0	0	1					
Bryan Little, S (1,6) OBP: 0.250, SLG: 0.250	P6			F7		4-3			FC6-4 1B	4	0	1	0	0	0	0					
Andre Dawson, R (1,8) OBP: 0.250, SLG: 0.750	F9			5-3					FC6-4 CS	4	1	1	0	0	0	1					
Al Oliver, L (1,3) OBP: 1.000, SLG: 3.000		FC6-4 1B								3	2	3	3	1	0	0					
Gary Carter, R (1,2)		FC6-4 G5-4-3 1-2		L5					HR	4	0	0	0	0	0	2					
Tim Wallach, R (1,5)		G5-4-3 1-2			F9		P5			3	0	0	0	0	0	1					
Warren Cromartie, L (1,9) OBP: 0.333, SLG: 0.333						K				3	0	1	0	0	1	0					
Doug Flynn, R (1,4)				F9		F6-3		F4-3		3	0	0	0	0	0	1					
Steve Rogers, R (1,1)				K						3	0	0	0	0	2	1					
<b>Inning Stats</b>	R: 0 E: 0 K: 0 S: 3	H: 0 LOB: 0 BB: 0 P: 3	R: 0 E: 0 K: 0 S: 3	H: 1 LOB: 0 BB: 0 P: 3	R: 0 E: 0 K: 1 S: 6	H: 1 LOB: 1 BB: 0 P: 6	R: 0 E: 0 K: 0 S: 3	H: 0 LOB: 1 BB: 1 P: 7	R: 0 E: 0 K: 1 S: 5	H: 0 LOB: 0 BB: 0 P: 5	R: 2 E: 0 K: 0 S: 5	H: 2 LOB: 0 BB: 0 P: 5	R: 0 E: 0 K: 1 S: 5	H: 0 LOB: 0 BB: 0 P: 5	R: 1 E: 0 K: 0 S: 4	H: 2 LOB: 0 BB: 0 P: 4	1B: 3 2B: 0 3B: 1 HR: 2	SF: 0 SAC: 0 DP: 1 HBP: 0	WP: 0 PB: 0 SB: 0 CS: 1	PA: 32	
<b>PITCHER</b>	IP	WLS	BF	H	R	ER	SO	BB	IBB	HBP	BLK	WP	HR	S	P	ERA	WHIP				
Fergie Jenkins, R (1,1) ERA: 3.0	6.0	L	22	4	2	2	2	1	0	0	0	0	1	25	29	3.00	0.833				
Bill Campbell, R (7,1) ERA: 3.0	3.0		10	2	1	1	1	0	0	0	0	0	1	12	12	3.00	0.667				

**Montreal Expos @ Chicago Cubs**  
Wrigley Field, Chicago, IL  
Wed Apr 06 1983, 3:33 AM CST  
Att. 4,802 - Overcast - 45 F

AB	31
R	3
H	6
RBI	3
BB	1
SO	3
LOB	7



Batter	1	2	3	4	5	6	7	8	9	AB	R	H	RBI	BB	SO	LOB	BOTTOM					
Mel Hall, L (1,7)	6-3		K		F4-3			L7		4	0	0	0	0	1	1						
23 Ryne Sandberg, R (1,4) OBP: 0.250, SLG: 0.250			K		F9			6-3		4	0	1	0	0	1	1						
Bill Buckner, L (1,3)			F4-3			P5		F4-3		4	0	0	0	0	1	1						
Leon Durham, L (1,8) OBP: 0.500, SLG: 0.333				F8		G3			FC1-4 1B	3	0	1	0	1	0	0						
Ron Cey, R (1,5) OBP: 0.250, SLG: 0.500			F7		K				FC1-4 1-2	4	0	1	0	0	1	3						
Keith Moreland, R (1,9) OBP: 0.333, SLG: 0.333			L8					L8		3	0	1	0	0	0	1						
Jody Davis, R (1,2)			F8		L8					4	0	0	0	0	2	2						
Larry Bowa, S (1,6) OBP: 0.333, SLG: 0.333					F4-3			F4		3	0	1	0	0	0	0						
Fergie Jenkins, R (1,1) OBP: 0.500, SLG: 1.000										2	0	1	0	0	0	1						
Bill Campbell, R (7,1)										0	0	0	0	0	0	0						
Scot Thompson, L (7,9)										1	0	0	0	0	0	0						
Jay Johnstone, L (8,PH)										1	0	0	0	0	0	1						
<b>Inning Stats</b>	R: 0 E: 0 K: 1 S: 6	H: 1 LOB: 2 BB: 1 P: 10	R: 0 E: 0 K: 0 S: 4	H: 1 LOB: 1 BB: 0 P: 4	R: 0 E: 0 K: 2 S: 7	H: 0 LOB: 0 BB: 0 P: 7	R: 0 E: 0 K: 1 S: 6	H: 1 LOB: 1 BB: 0 P: 6	R: 0 E: 0 K: 0 S: 4	H: 1 LOB: 1 BB: 0 P: 4	R: 0 E: 0 K: 0 S: 4	H: 1 LOB: 1 BB: 0 P: 4	R: 0 E: 0 K: 1 S: 5	H: 0 LOB: 0 BB: 0 P: 5	R: 0 E: 0 K: 0 S: 3	H: 0 LOB: 0 BB: 0 P: 3	R: 0 E: 0 K: 1 S: 6	H: 1 LOB: 1 BB: 0 P: 6	1B: 4 2B: 2 3B: 0 HR: 0	SF: 0 SAC: 0 DP: 0 HBP: 0	WP: 0 PB: 0 SB: 1 CS: 0	PA: 34
<b>PITCHER</b>	IP	WLS	BF	H	R	ER	SO	BB	IBB	HBP	BLK	WP	HR	S	P	ERA	WHIP					
Steve Rogers, R (1,1) ERA:	9.0	W	34	6	0	0	6	1	0	0	0	0	0	45	49	0.00	0.778					

**Montreal Expos @ Chicago Cubs**  
Wrigley Field, Chicago, IL  
Wed Apr 06 1983, 3:33 AM CST  
Att. 4,802 - Overcast - 45 F

AB	33
R	0
H	6
RBI	0
BB	1
SO	6
LOB	11









Batter	1	2	3	4	5	6	7	8	9	AB	R	H	RBI	BB	SO	LOB	TOP					
Tim Raines, S (1, 7) OBP: 0.429, SLG: 0.385										4	3	3	1	1	0	0						
Bryan Little, S (1, 6) OBP: 0.357, SLG: 0.250										4	1	0	0	1	0	3						
Andre Dawson, R (1, 8) OBP: 0.643, SLG: 1.077										5	1	5	2	0	0	0						
Al Oliver, L (1, 3) OBP: 0.429, SLG: 0.833										5	0	0	1	0	0	5						
Gary Carter, R (1, 2) OBP: 0.071, SLG: 0.083										4	0	0	1	0	1	1						
Tim Lincecum, R (1, 5) OBP: 0.250, SLG: 0.500										4	1	1	0	0	1	2						
Warren Cromartie, L (1, 9) Bryn Smith, R (6, 1) OBP: 0.400, SLG: 0.250										3	1	1	1	0	0	2	AB 37					
Doug Flynn, R (1, 4) OBP: 0.167, SLG: 0.091										3	0	0	0	1	1	1	R 8					
Scott Sanderson, R (1, 1) Terry Francona, L (6, PH) OBP: 0.500, SLG: 0.500										2	0	0	0	0	1	1	H 11					
<b>Inning Stats</b>	R: 2 E: 1 K: 0 S: 6	H: 2 LOB: 2 BB: 1 P: 10	R: 0 E: 0 K: 0 S: 3	H: 0 LOB: 1 BB: 1 P: 7	R: 0 E: 0 K: 1 S: 3	H: 1 LOB: 0 BB: 0 P: 3	R: 0 E: 0 K: 1 S: 5	H: 0 LOB: 1 BB: 1 P: 9	R: 1 E: 0 K: 0 S: 5	H: 2 LOB: 1 BB: 0 P: 5	R: 4 E: 1 K: 1 S: 10	H: 5 LOB: 1 BB: 0 P: 10	R: 0 E: 0 K: 2 S: 7	H: 0 LOB: 0 BB: 0 P: 7	R: 0 E: 0 K: 0 S: 3	H: 0 LOB: 0 BB: 0 P: 3	R: 1 E: 1 K: 0 S: 4	H: 1 LOB: 0 BB: 0 P: 4	1B: 8 2B: 3 3B: 1 HR: 0	SF: 1 SAC: 0 DP: 1 HBP: 0	WP: 1 PB: 0 SB: 3 CS: 0	PA: 41
<b>PITCHER</b>	IP WLS BF H R ER SO BB IBB HBP BLK WP HR S P ERA WHIP																	<b>PITCHER</b>	IP WLS BF H R ER SO BB IBB HBP BLK WP HR S P ERA WHIP			
Burt Hooton, R (1, 1) ERA: 9.0	5.0 L 25 7 5 5 1 3 0 0 0 0 1 0 24 36 9.00 2.000																					
Alejandro Pena, R (6, 1) ERA: 2.09	2.0 9 3 2 1 3 0 0 0 0 0 0 0 15 15 4.50 1.500																					
Tom Niedenfuer, R (8, 1) ERA: 4.5	2.0 7 1 1 1 0 0 0 0 0 0 0 0 7 7 4.50 0.500																					

Batter	1	2	3	4	5	6	7	8	9	AB	R	H	RBI	BB	SO	LOB	BOTTOM			
Steve Sax, R (1, 4) OBP: 0.500, SLG: 0.300										4	0	2	0	0	0	2				
Ken Landreaux, L (1, 8) Ron Roenicke, S (7, 8) OBP: 0.429, SLG: 0.750										3	1	1	1	0	0	2				
Dusty Baker Jr., R (1, 7) OBP: 0.500, SLG: 0.455										4	1	1	0	0	0	0				
Pedro Guerrero, R (1, 5) OBP: 0.357, SLG: 0.667										4	0	0	0	0	0	1				
Greg Brock, L (1, 3) OBP: 0.286, SLG: 0.462										4	1	1	0	0	0	1				
Mike Marshall, R (1, 9) OBP: 0.333, SLG: 0.364										3	0	1	1	1	2	0				
Bill Russell, R (1, 6) OBP: 0.429, SLG: 0.333										4	0	2	1	0	1	1	AB 33			
Steve Yeager, R (1, 2) OBP: 0.385, SLG: 0.200										3	0	0	0	1	1	2	R 3			
Burt Hooton, R (1, 1) Alejandro Pena, R (6, 1) Derrel Thomas, S (7, PH) Tom Niedenfuer, R (8, 1)										2	0	0	0	0	1	1	H 9			
<b>Inning Stats</b>	R: 1 E: 0 K: 0 S: 4	H: 1 LOB: 0 BB: 0 P: 4	R: 1 E: 0 K: 2 S: 8	H: 2 LOB: 0 BB: 0 P: 8	R: 0 E: 0 K: 1 S: 5	H: 1 LOB: 0 BB: 0 P: 5	R: 1 E: 0 K: 0 S: 4	H: 2 LOB: 2 BB: 1 P: 8	R: 0 E: 0 K: 0 S: 3	H: 0 LOB: 0 BB: 0 P: 3	R: 0 E: 1 K: 1 S: 7	H: 1 LOB: 2 BB: 0 P: 7	R: 0 E: 0 K: 0 S: 3	H: 0 LOB: 0 BB: 0 P: 3	R: 0 E: 0 K: 1 S: 6	H: 1 LOB: 1 BB: 0 P: 6	1B: 7 2B: 2 3B: 0 HR: 1	SF: 0 SAC: 0 DP: 2 HBP: 0	WP: 0 PB: 0 SB: 0 CS: 2	PA: 35
<b>PITCHER</b>	IP WLS BF H R ER SO BB IBB HBP BLK WP HR S P ERA WHIP																	<b>PITCHER</b>	IP WLS BF H R ER SO BB IBB HBP BLK WP HR S P ERA WHIP	
Scott Sanderson, R (1, 1) ERA: 5.4	5.0 W 20 7 3 3 3 2 0 0 0 0 0 0 24 32 5.40 1.800																			
Bryn Smith, R (6, 1) ERA:	4.0 S 15 2 0 0 2 0 0 0 0 0 0 0 19 19 0.00 0.500																			

Montreal Expos @ Los Angeles Dodgers  
Dodger Stadium, Los Angeles, CA  
Fri Apr 08 1983, 3:33 AM PST  
Att: 45,369 - Unknown

AB	37
R	8
H	11
RBI	6
BB	3
SO	4
LOB	15



Montreal Expos @ Los Angeles Dodgers  
Dodger Stadium, Los Angeles, CA  
Fri Apr 08 1983, 3:33 AM PST  
Att: 45,369 - Unknown

AB	33
R	3
H	9
RBI	3
BB	2
SO	5
LOB	10





Batter	1	2	3	4	5	6	7	8	9	AB	R	H	RBI	BB	SO	LOB	TOP								
Tim Raines, S (1, 7) OBP: 0.421, SLG: 0.353	F8		K						F8	4	1	1	2	0	1	0	<b>Montreal Expos @ Los Angeles Dodgers</b> Dodger Stadium, Los Angeles, CA Sat Apr 09 1983, 3:33 AM PST Att: 34,790 - Unknown <a href="http://livebaseballscorecards.com">livebaseballscorecards.com</a>								
Bryan Little, S (1, 6) OBP: 0.368, SLG: 0.250	1-4-3								1-3	4	0	1	1	1	0	2									
Andre Dawson, R (1, 8) OBP: 0.556, SLG: 0.875				G6-4-3	F8				F7	3	0	0	0	0	4										
Al Oliver, L (1, 3) OBP: 0.333, SLG: 0.667	L6			F7					SF8	3	0	0	1	0	0										
Gary Carter, R (1, 2) OBP: 0.111, SLG: 0.067		6-3			F8				F5	3	0	0	0	1	0										
Tim Lincecum, R (1, 5) OBP: 0.250, SLG: 0.438	K								5-3	4	1	1	0	0	1										
Warren Cromartie, L (1, 9) OBP: 0.357, SLG: 0.182 Jim Wohlford, R (8, 9) OBP: 1.000, SLG: 4.000	6-3								3-1	3	1	0	0	1	0										
Doug Flynn, R (1, 4) OBP: 0.250, SLG: 0.267				F1-3					F2-3	4	2	2	1	0	0										
Charlie Lea, R (1, 1) Jeff Reardon, R (7, 1)			K						5-3	1	2	0	0	0	1										
										1	0	0	0	0	0										
<b>Inning Stats</b>	R: 0 E: 0 K: 0 S: 3	H: 0 LOB: 1 BB: 0 P: 4	R: 0 E: 0 K: 1 S: 5	H: 0 LOB: 0 BB: 0 P: 5	R: 0 E: 0 K: 2 S: 7	H: 0 LOB: 0 BB: 0 P: 7	R: 0 E: 0 K: 0 S: 3	H: 1 LOB: 0 BB: 0 P: 3	R: 5 E: 1 K: 0 S: 7	H: 3 LOB: 0 BB: 1 P: 11	R: 0 E: 0 K: 0 S: 3	H: 0 LOB: 1 BB: 1 P: 7	R: 2 E: 0 K: 0 S: 5	H: 1 LOB: 2 BB: 1 P: 10	R: 0 E: 0 K: 0 S: 3	H: 0 LOB: 0 BB: 0 P: 3	R: 0 E: 0 K: 0 S: 3	H: 0 LOB: 0 BB: 0 P: 3	1B: 4 2B: 1 3B: 0 HR: 0	SF: 1 SAC: 2 DP: 1 HBP: 2	WP: 2 PB: 0 CS: 0	PA: 38			
<b>PITCHER</b>	IP	WLS	BF	H	R	ER	SO	BB	IBB	HBP	BLK	WP	HR	S	P	ERA	WHIP								
Bob Welch, R (1, 1) ERA: 4.5	6.0	L	25	4	5	3	3	2	0	1	0	1	0	28	37	4.50	1.000								
Dave Stewart, R (7, 1) ERA: 4.5	0.0		4	1	2	2	0	1	0	1	0	0	0	2	7	∞	∞								
Pat Zachry, R (7, 1) ERA:	1.0		3	0	0	0	0	0	0	0	0	0	0	3	3	0.00	0.000								
Joe Beckwith, R (8, 1) ERA:	2.0		6	0	0	0	0	0	0	0	0	0	0	6	6	0.00	0.000								

Batter	1	2	3	4	5	6	7	8	9	AB	R	H	RBI	BB	SO	LOB	BOTTOM								
Steve Sax, R (1, 4) OBP: 0.500, SLG: 0.308	F9									3	0	1	0	1	0	0	<b>Montreal Expos @ Los Angeles Dodgers</b> Dodger Stadium, Los Angeles, CA Sat Apr 09 1983, 3:33 AM PST Att: 34,790 - Unknown <a href="http://livebaseballscorecards.com">livebaseballscorecards.com</a>								
Ken Landreaux, L (1, 8) OBP: 0.333, SLG: 0.563	5-3								P6	4	0	0	0	0	0	1									
Dusty Baker Jr., R (1, 7) OBP: 0.500, SLG: 0.667	P5									4	1	2	1	0	0	0									
Pedro Guerrero, R (1, 5) OBP: 0.333, SLG: 0.563		5-3							F8	4	1	1	0	0	0	2									
Greg Brock, L (1, 3) OBP: 0.222, SLG: 0.353		F8							F4-3	4	0	0	0	0	0	1									
Mike Marshall, R (1, 9) OBP: 0.313, SLG: 0.286 Candy Maldonado, R (8, FR)										3	0	0	0	0	0	1									
Bill Russell, R (1, 6) OBP: 0.389, SLG: 0.313									F4	4	0	1	1	0	0	1									
Steve Yeager, R (1, 2) OBP: 0.333, SLG: 0.167 Rick Monday, L (7, PH)									FC6-4	2	0	0	0	0	0	0									
Joe Beckwith, L (8, 1)										1	0	0	0	0	0	0									
Derrel Thomas, S (9, PH) OBP: 0.333, SLG: 0.333										1	0	0	0	0	0	1									
Bob Welch, R (1, 1) Ron Roenicke, S (6, PH) OBP: 0.500, SLG: 0.750 Dave Stewart, R (7, 1) Pat Zachry, R (7, 1) Mike Scioscia, L (8, 2)										1	0	0	0	0	0	0									
<b>Inning Stats</b>	R: 0 E: 0 K: 0 S: 3	H: 0 LOB: 0 BB: 0 P: 3	R: 0 E: 0 K: 0 S: 3	H: 0 LOB: 0 BB: 0 P: 3	R: 0 E: 0 K: 0 S: 3	H: 0 LOB: 0 BB: 0 P: 3	R: 0 E: 0 K: 0 S: 3	H: 0 LOB: 0 BB: 0 P: 3	R: 0 E: 0 K: 0 S: 4	H: 2 LOB: 2 BB: 0 P: 4	R: 2 E: 1 K: 0 S: 7	H: 3 LOB: 2 BB: 0 P: 7	R: 0 E: 0 K: 0 S: 4	H: 1 LOB: 2 BB: 1 P: 8	R: 0 E: 0 K: 0 S: 3	H: 0 LOB: 1 BB: 0 P: 4	1B: 4 2B: 1 3B: 0 HR: 1	SF: 0 SAC: 0 DP: 0 HBP: 1	WP: 0 PB: 0 CS: 0	PA: 35					
<b>PITCHER</b>	IP	WLS	BF	H	R	ER	SO	BB	IBB	HBP	BLK	WP	HR	S	P	ERA	WHIP								
Charlie Lea, R (1, 1) ERA: 1.35	6.2	W	25	5	2	1	0	0	0	0	0	0	0	25	25	1.35	0.750								
Jeff Reardon, R (7, 1) ERA:	2.1		10	1	0	0	0	1	0	1	0	0	0	8	13	0.00	0.857								



Batter	1	2	3	4	5	6	7	8	9	AB	R	H	RBI	BB	SO	LOB	TOP			
Tim Raines, S OBP: 0.348, SLG: 0.286 (1, 7)	F3		6-3		5-3			6-3		4	0	0	0	0	0	2	<b>Montreal Expos @ Los Angeles Dodgers</b> Dodger Stadium, Los Angeles, CA Sun Apr 10 1983, 3:33 AM PST Att: 39,873 - Unknown <a href="http://livebaseballscorecards.com">livebaseballscorecards.com</a>			
Bryan Little, S OBP: 0.304, SLG: 0.200 (1, 6) (7, 4)	F4		1-3				F9	5-3		4	0	0	0	0	0	0				
Andre Dawson, R OBP: 0.545, SLG: 0.900 (1, 8)	K			CS 1B			3B		F7	4	0	2	0	0	1	0				
Al Oliver, L OBP: 0.364, SLG: 0.684 (1, 3)		1B 1B		K 1-2			1-3			4	0	2	0	0	1	2				
Gary Carter, R OBP: 0.091, SLG: 0.053 (1, 2)		K		5-3			5-3			4	0	0	0	0	2	3				
Tim Wallach, R OBP: 0.200, SLG: 0.350 (1, 5)		F8							F8	4	0	0	0	0	0	2				
Warren Cromartie, L OBP: 0.412, SLG: 0.286 (1, 9)										3	0	2	0	0	0	0				
Doug Flynn, R OBP: 0.263, SLG: 0.278 Woodie Fryman, R Ray Burris, R (1, 4) (7, 1) (8, 1)		F4-3								3	0	1	0	0	0	2				
Steve Rogers, R Chris Speier, R (1, 1) (7, 6)				6-3						1	0	0	0	0	0	0				
										1	0	0	0	0	1	0				
<b>Inning Stats</b>	R: 0 E: 0 K: 1 S: 5	H: 0 LOB: 0 BB: 0 P: 5	R: 0 E: 0 K: 1 S: 7	H: 2 LOB: 2 BB: 0 P: 7	R: 0 E: 0 K: 0 S: 3	H: 0 LOB: 0 BB: 0 P: 3	R: 0 E: 0 K: 1 S: 5	H: 1 LOB: 0 BB: 0 P: 5	R: 0 E: 0 K: 0 S: 4	H: 2 LOB: 2 BB: 0 P: 5	R: 0 E: 0 K: 0 S: 3	H: 0 LOB: 0 BB: 0 P: 3	R: 0 E: 0 K: 1 S: 5	H: 0 LOB: 0 BB: 0 P: 5	R: 0 E: 0 K: 1 S: 6	H: 1 LOB: 1 BB: 0 P: 6	1B: 5 2B: 1 3B: 1 HR: 0	SF: 0 SAC: 1 DP: 0 HBP: 0	WP: 0 PB: 0 SB: 0 CS: 1	PA: 33
<b>PITCHER</b> Fernando Valenzuela, L ERA: 4.63 (1, 1)	IP: 9.0 WLS: W BF: 33 H: 7 R: 0 ER: 0 SO: 5 BB: 0 IBB: 0 HBP: 0 BLK: 0 WP: 0 HR: 0 S: 43 P: 43 ERA: 0.00 WHIP: 0.778																			

Batter	1	2	3	4	5	6	7	8	9	AB	R	H	RBI	BB	SO	LOB	BOTTOM			
Steve Sax, R OBP: 0.500, SLG: 0.375 (1, 4)	F8		K							3	1	1	0	1	1	0	<b>Montreal Expos @ Los Angeles Dodgers</b> Dodger Stadium, Los Angeles, CA Sun Apr 10 1983, 3:33 AM PST Att: 39,873 - Unknown <a href="http://livebaseballscorecards.com">livebaseballscorecards.com</a>			
Ken Landreaux, L OBP: 0.273, SLG: 0.450 (1, 8)	F7		F4-3				F7			4	0	0	0	0	0	2				
Dusty Baker Jr., R OBP: 0.500, SLG: 0.667 (1, 7)	5-3									3	0	1	0	1	0	1				
Pedro Guerrero, R OBP: 0.409, SLG: 0.650 (1, 5)		HR 1B	P6							4	1	3	1	0	0	1				
Greg Brock, L OBP: 0.273, SLG: 0.524 (1, 3)		HR 1B								4	1	2	2	0	0	3				
Ron Roenicke, S OBP: 0.375, SLG: 0.429 (1, 9)		6-3								3	0	0	0	1	0	1				
Bill Russell, R OBP: 0.364, SLG: 0.300 (1, 6)										4	0	1	0	0	0	3				
Mike Scioscia, L OBP: 0.200, SLG: 0.200 (1, 2)		L9								4	0	1	0	0	0	2				
Fernando Valenzuela, L OBP: 0.200, SLG: 0.200 (1, 1)			1-3							3	0	0	0	0	1	1				
<b>Inning Stats</b>	R: 0 E: 0 K: 0 S: 3	H: 0 LOB: 0 BB: 0 P: 3	R: 2 E: 0 K: 0 S: 6	H: 3 LOB: 1 BB: 0 P: 6	R: 0 E: 0 K: 1 S: 6	H: 1 LOB: 1 BB: 0 P: 6	R: 0 E: 0 K: 0 S: 4	H: 1 LOB: 1 BB: 0 P: 4	R: 0 E: 0 K: 0 S: 3	H: 0 LOB: 1 BB: 1 P: 7	R: 0 E: 0 K: 0 S: 4	H: 2 LOB: 2 BB: 1 P: 8	R: 1 E: 1 K: 1 S: 7	H: 2 LOB: 2 BB: 1 P: 11	R: 0 E: 0 K: 0 S: 3	H: 0 LOB: 0 BB: 0 P: 3	1B: 5 2B: 3 3B: 0 HR: 1	SF: 0 SAC: 0 DP: 0 HBP: 0	WP: 1 PB: 0 SB: 1 CS: 0	PA: 35
<b>PITCHER</b> Steve Rogers, R ERA: 1.72 Woodie Fryman, L Ray Burris, R (1, 1) (7, 1) (8, 1)	IP: 6.2 WLS: L BF: 31 H: 9 R: 3 ER: 3 SO: 2 BB: 2 IBB: 1 HBP: 0 BLK: 0 WP: 1 HR: 1 S: 32 P: 44 ERA: 4.05 WHIP: 1.650																			



Batter	1	2	3	4	5	6	7	8	9	AB	R	H	RBI	BB	SO	LOB	TOP											
23 Ryne Sandberg, R OBP: 0.172, SLG: 0.241	0-0 6-3 3B	0-0 6-3		0-0 F8			0-0 5-3			4	1	1	0	0	0	1												
Scott Thompson, L OBP: 0.357, SLG: 0.571	0-0 6-3	0-0 F8			0-0 G3		0-3 K			4	0	0	1	0	1	0												
Bill Buckner, L OBP: 0.172, SLG: 0.207	0-3 K		0-3 K		0-0 F9		0-0 F9			4	0	0	0	0	2	0												
Leon Durham, L OBP: 0.440, SLG: 0.450	0-0 1B HR		0-0 HR		0-0 G3		4-0 BB			3	2	2	1	1	0	0												
Ron Cey, R OBP: 0.214, SLG: 0.259	0-0 1-2 HR		0-0 P5		0-0 F4-6-3 1B		0-0 F8			4	1	2	0	0	0	1												
Keith Moreland, R OBP: 0.211, SLG: 0.389 Gary Woods, R	0-0 HR		0-0 P3		0-0 F4-6-3 1-2		0-0 F8			3	1	1	3	0	0	1												
Jody Davis, R OBP: 0.240, SLG: 0.136	4-0 BB		0-0 F8		0-0 1B		0-0 F8		0-0 F8	3	0	1	0	1	0	0												
Larry Bowa, S OBP: 0.167, SLG: 0.174	0-0 P6		0-0 1-3 2B		0-0 F8		0-0 F9			4	0	1	0	0	0	2												
Steve Trout, L Lee Smith, R		0-0 6-3		0-0 1-3 2-3			0-0 1-6-3		0-3 K	4	0	0	0	0	1	1												
<b>Inning Stats</b>	R: 4 E: 0 K: 1 S: 9	H: 4 LOB: 1 BB: 1 P: 13	R: 0 E: 0 K: 0 S: 3	H: 0 LOB: 0 BB: 0 P: 3	R: 1 E: 0 K: 1 S: 6	H: 1 LOB: 0 BB: 0 P: 6	R: 0 E: 0 K: 0 S: 4	H: 1 LOB: 1 BB: 0 P: 4	R: 0 E: 0 K: 0 S: 3	H: 0 LOB: 0 BB: 0 P: 3	R: 0 E: 0 K: 0 S: 5	H: 0 LOB: 0 BB: 0 P: 5	R: 0 E: 0 K: 0 S: 3	H: 0 LOB: 1 BB: 1 P: 7	R: 0 E: 0 K: 1 S: 5	H: 0 LOB: 0 BB: 0 P: 5	1B: 4 2B: 1 3B: 1 HR: 2	SF: 0 SAC: 0 DP: 1 HBP: 0	WP: 0 PB: 0 SB: 0 CS: 0	PA: 36								
<b>PITCHER</b>	IP	WLS	BF	H	R	ER	SO	BB	IBB	HBP	BLK	WP	HR	S	P	ERA	WHIP											
Bill Gullickson, R ERA: 5.14	(1, 1)	5.0	L	22	6	5	5	2	1	0	0	0	0	2	25	29	9.00	1.400										
Ray Burris, R ERA:	(6, 1)	2.0		7	2	0	0	1	0	0	0	0	0	0	9	9	0.00	1.000										
Dan Schatzeder, L ERA:	(8, 1)	2.0		7	0	0	0	1	1	0	0	0	0	0	8	12	0.00	0.500										

Chicago Cubs @ Montreal Expos  
Olympic Stadium, Montreal, QB  
Tue Apr 12 1983, 3:33 AM EST  
Att: 40,088 - Cloudy - 42 F

AB	34
R	5
H	8
RBI	5
BB	2
SO	4
LOB	7



Batter	1	2	3	4	5	6	7	8	9	AB	R	H	RBI	BB	SO	LOB	BOTTOM											
Tim Raines, S OBP: 0.296, SLG: 0.240	0-3 K		0-0 1-3		0-0 5-3		0-0 FC4-6 1-2			4	0	0	0	0	1	1												
Chris Speier, R OBP: 0.400, SLG: 0.600	0-0 F8		0-0 1B		0-0 2B		0-0 F8			4	0	2	0	0	0	0												
Andre Dawson, R OBP: 0.500, SLG: 0.792	0-0 6-3		0-0 1-3 1B		0-0 P4		0-0 P5			4	0	1	0	0	0	1												
Al Oliver, L OBP: 0.346, SLG: 0.652		0-0 1-3	0-0 G3		0-3 K		0-0 2B			4	0	1	0	0	1	2												
Gary Carter, R OBP: 0.077, SLG: 0.043		0-0 F8		0-0 F8		0-0 E5 G1-4-3		0-0 5-3		4	0	0	0	0	0	1												
Tim Lincecum, R OBP: 0.250, SLG: 0.391		0-0 1B 2B		0-3 K		0-0 G1-4-3 1-2		4-0 FC1-6 BB		3	0	1	0	1	1	1												
Warren Cromartie, L OBP: 0.429, SLG: 0.333		0-0 2-3 1B		0-0 1B		0-0 6-3		0-0 FC1-6 1B		4	0	2	0	0	0	1												
Doug Flynn, R OBP: 0.261, SLG: 0.273		0-0 F4-3		0-0 F9		0-0 F5-3		0-0 G4-3 1B		4	0	1	0	0	0	3												
Bill Gullickson, R Jerry White, S Ray Burris, R Jim Wohlford, R Dan Schatzeder, L Bobby Ramos, R Terry Francona, L	(1, 1) (5, PH) (6, 1) (7, PH) (8, 1) (9, PH)		0-3 K		0-3 K		0-0 FC4-6 1B		0-0 G4-3		1	0	0	0	0	1	0											
<b>Inning Stats</b>	R: 0 E: 0 K: 1 S: 5	H: 0 LOB: 0 BB: 0 P: 5	R: 0 E: 0 K: 0 S: 5	H: 2 LOB: 2 BB: 0 P: 5	R: 0 E: 0 K: 1 S: 7	H: 2 LOB: 2 BB: 0 P: 7	R: 0 E: 0 K: 1 S: 6	H: 1 LOB: 1 BB: 0 P: 6	R: 0 E: 0 K: 1 S: 6	H: 1 LOB: 1 BB: 0 P: 6	R: 0 E: 0 K: 1 S: 5	H: 0 LOB: 0 BB: 0 P: 5	R: 0 E: 0 K: 0 S: 4	H: 1 LOB: 1 BB: 0 P: 4	R: 0 E: 0 K: 0 S: 4	H: 1 LOB: 1 BB: 0 P: 4	R: 0 E: 0 K: 0 S: 3	H: 1 LOB: 1 BB: 1 P: 7	1B: 6 2B: 3 3B: 0 HR: 0	SF: 0 SAC: 0 DP: 2 HBP: 0	WP: 0 PB: 0 SB: 0 CS: 0	PA: 36						
<b>PITCHER</b>	IP	WLS	BF	H	R	ER	SO	BB	IBB	HBP	BLK	WP	HR	S	P	ERA	WHIP											
Steve Trout, L ERA: 2.45	(1, 1)	8.1	W	35	9	0	0	5	1	0	0	0	0	1	48	48	0.00	1.200										
Lee Smith, R ERA:	(9, 1)	0.2		1	0	0	0	0	0	0	0	0	0	1	1	0.00	0.000											

Chicago Cubs @ Montreal Expos  
Olympic Stadium, Montreal, QB  
Tue Apr 12 1983, 3:33 AM EST  
Att: 40,088 - Cloudy - 42 F


AB	35
R	0
H	9
RBI	0
BB	1
SO	5
LOB	12










Batter	1	2	3	4	5	6	7	8	9	10	AB	R	H	RBI	BB	SO	LOB	TOP				
Tim Raines, S OBP: 0.333, SLG: 0.333 (1, 7)	4-0 4-3 1B S BB		0-0 5-3		0-0 1-3	0-0 1-3 1B		0-0 6-3			4	1	1	0	1	0	0	<b>Montreal Expos @ Houston Astros</b> Astrodome, Houston, TX Fri Apr 15 1983, 7:05 PM EST Att: 10,237 - Unknown  <b>AB 39</b> <b>R 6</b> <b>H 12</b> <b>RBI 5</b> <b>BB 2</b> <b>SO 2</b> <b>LOB 17</b> 				
Bryan Little, S OBP: 0.344, SLG: 0.250 (1, 6) (6, 4)	0-0 4-3		0-0 1-3		0-0 HR 1B	0-0 1-3 1B		0-0 1-3	4-0 CS BB		4	1	2	1	1	0	1					
Andre Dawson, R OBP: 0.457, SLG: 0.848 (1, 8)	0-0 4-3 1B		0-0 6-3		0-0 HR	0-0 1-3		0-0 1-3	0-0 L6		5	1	2	3	0	0	3					
Al Oliver, L OBP: 0.314, SLG: 0.531 (1, 3)	0-0 4-3				0-0 F7	0-0 6-3			0-0 F7		5	1	1	0	0	0	4					
Gary Carter, R OBP: 0.171, SLG: 0.161 (1, 2)	0-0 F8				0-0 2B 1B	0-0 1B		0-0 F8		0-0 F4	5	1	2	1	0	0	1					
Brad Mills, L OBP: 0.400, SLG: 0.400 (1, 5)		0-0 F7			0-0 1-3	0-0 1B		0-0 F8		0-0 L6	5	0	2	0	0	0	1					
Warren Cromartie, L OBP: 0.345, SLG: 0.308 Ray Burris, R (10, 1)		0-3 K			0-0 E4	0-0 FC4		0-0 G3-6-1		0-0 F7	4	0	0	0	0	1	3					
Doug Flynn, R OBP: 0.300, SLG: 0.345 Chris Speier, R OBP: 0.500, SLG: 0.600 (6, PR) (6, 6)		0-0 1B			0-0 F8			0-0 1B SH3-4	1-0 G5-6-3		3	0	2	0	0	0	1					
Steve Rogers, R Bryn Smith, R Randy Lerch, L Jeff Reardon, R Terry Francona, L Jerry White, S (10, PH)		0-0 G1			0-3 K			0-0 SH3-4	0-0 G5-6-3 HBP		2	0	0	0	0	1	2					
<b>Inning Stats</b>	R: 1 E: 0 K: 0 S: 4	H: 1 LOB: 1 BB: 1 P: 8	R: 0 E: 0 K: 1 S: 6	H: 1 LOB: 1 BB: 0 P: 6	R: 0 E: 0 K: 0 S: 3	H: 0 LOB: 0 BB: 0 P: 3	R: 2 E: 1 K: 1 S: 8	H: 2 LOB: 1 BB: 0 P: 8	R: 2 E: 0 K: 0 S: 7	H: 4 LOB: 2 BB: 0 P: 7	R: 1 E: 0 K: 0 S: 6	H: 3 LOB: 3 BB: 0 P: 6	R: 0 E: 0 K: 0 S: 2	H: 1 LOB: 0 BB: 0 P: 3	R: 0 E: 0 K: 0 S: 2	H: 0 LOB: 0 BB: 1 P: 6	R: 0 E: 0 K: 0 S: 3		H: 0 LOB: 0 BB: 0 P: 3	1B: 10 2B: 0 3B: 0 HR: 1	SF: 0 SAC: 1 DP: 2 HBP: 1	WP: 0 PB: 0 SB: 1 CS: 1
<b>PITCHER</b>	IP WLS BF H R ER SO BB IBB HBP BLK WP HR S P ERA WHIP	5.1 1.2 3.0	28 6 9	10 2 0	6 0 0	5 0 0	2 0 0	BB 1 0 1 0	IBB 0 0 0	HBP 0 0 0	BLK 0 0 0	WP 0 0 0	HR 1 0 0	S 31 6 7	P 35 6 12	ERA 8.44 0.00 0.00	WHIP 2.062 1.200 0.333					

Batter	1	2	3	4	5	6	7	8	9	10	AB	R	H	RBI	BB	SO	LOB	BOTTOM						
Omar Moreno, L OBP: 0.390, SLG: 0.436 (1, 8)	0-3 K		0-0 F8			0-0 5-3	4-0 1B BB		0-0 F7		4	1	0	0	1	1	0	<b>Montreal Expos @ Houston Astros</b> Astrodome, Houston, TX Fri Apr 15 1983, 7:05 PM EST Att: 10,237 - Unknown  <b>AB 37</b> <b>R 7</b> <b>H 10</b> <b>RBI 7</b> <b>BB 7</b> <b>SO 4</b> <b>LOB 11</b> 						
Bill Doran, S OBP: 0.358, SLG: 0.278 Harry Spillman, L OBP: 0.333, SLG: 0.200 (7, PH) (8, 3)	4-0 CS BB		0-0 6-3			0-0 HR 1B	4-0 1B BB		0-0 F4		2	1	1	0	1	0	0							
Dickie Thon, R OBP: 0.348, SLG: 0.432 (1, 6)	0-0 S 1B				0-3 K	0-0 HR	0-0 1B 1B		0-0 5-3		5	1	3	4	0	1	0							
Phil Garner, R OBP: 0.368, SLG: 0.343 (1, 5)	0-0 F4-3				0-0 E6 CS	0-0 5-3	0-0 1B 1B		0-0 5-3		5	1	2	1	0	0	1							
Jose Cruz, L OBP: 0.432, SLG: 0.405 (1, 7)		0-0 S 1B			4-0 CS BB	0-0 1B	4-0 BB		0-0 6-4-3 1B		3	0	2	0	2	0	1							
Ray Knight, R OBP: 0.270, SLG: 0.235 Denny Walling, L (7, PH) Bill Dawley, R (8, 1) Alan Ashby, S OBP: 0.400, SLG: 0.529 (10, PH)		0-0 6-3			0-0 F	0-3 K	0-0 4-3	0-0 F2	4-0 1B IBB		4	0	0	0	0	1	3							
Terry Puhl, L OBP: 0.200, SLG: 0.185 Mike Madden, L (6, 1) Craig Reynolds, L OBP: 0.333, SLG: 0.333 (7, PH) (8, 4)		0-0 F4			0-0 F9		0-0 F7	0-0 F2	0-0 1B		2	0	0	0	0	0	1							
John Mizerock, L OBP: 0.143, SLG: 0.077 (1, 2)		0-0 3-1			0-0 F7		4-0 BB 1B BB	0-0 F9	0-0 1B		3	1	0	0	1	0	1							
Michael LaCoss, R OBP: 0.400, SLG: 0.714 (6, 9)			0-0 F9			0-0 HR	0-0 F7	0-3 K			1	0	0	0	0	0	0							
<b>Inning Stats</b>	R: 0 E: 0 K: 1 S: 5	H: 1 LOB: 1 BB: 1 P: 9	R: 0 E: 0 K: 0 S: 4	H: 1 LOB: 1 BB: 0 P: 4	R: 0 E: 0 K: 0 S: 3	H: 0 LOB: 0 BB: 0 P: 3	R: 0 E: 1 K: 1 S: 4	H: 0 LOB: 0 BB: 1 P: 8	R: 0 E: 0 K: 1 S: 5	H: 0 LOB: 0 BB: 0 P: 5	R: 3 E: 0 K: 0 S: 7	H: 4 LOB: 1 BB: 0 P: 7	R: 3 E: 0 K: 0 S: 5	H: 2 LOB: 3 BB: 4 P: 21	R: 0 E: 0 K: 1 S: 5	H: 0 LOB: 0 BB: 0 P: 5	R: 0 E: 0 K: 0 S: 3		H: 0 LOB: 0 BB: 1 P: 3	R: 1 E: 0 K: 0 S: 3	H: 2 LOB: 2 BB: 1 P: 7	1B: 8 2B: 0 3B: 0 HR: 2	SF: 0 SAC: 0 DP: 0 HBP: 0	WP: 0 PB: 0 SB: 2 CS: 3
<b>PITCHER</b>	IP WLS BF H R ER SO BB IBB HBP BLK WP HR S P ERA WHIP	6.2 0.0 0.0 2.1 0.1	30 2 0 7 4	6 0 0 0 1	6 0 0 0 0	3 0 0 0 0	BB 5 0 0 0	IBB 0 0 0 0	HBP 0 0 0 0	BLK 0 0 0 0	WP 0 0 0 0	HR 2 0 0 0	S 30 2 9 3	P 50 2 4 9 7	ERA 8.10 ∞ ∞ 0.00 27.00	WHIP 1.650 ∞ ∞ 0.000 6.000								











Batter	1	2	3	4	5	6	7	8	9	AB	R	H	RBI	BB	SO	LOB	TOP			
Lonnie Smith, R OBP: 0.389, SLG: 0.438										5	2	4	1	0	1	1	<b>St. Louis Cardinals @ Montreal Expos</b> Olympic Stadium, Montreal, QB Thu Apr 21 1983, 3:33 AM EST Att: 8,392 - Cloudy - 36 F			
Ozzie Smith, S OBP: 0.412, SLG: 0.419										4	1	2	0	0	0	0				
Keith Hernandez, L OBP: 0.353, SLG: 0.424										4	1	1	1	0	0	2				
Darrell Porter, L OBP: 0.303, SLG: 0.345										3	1	2	0	1	1	2				
George Hendrick, R OBP: 0.424, SLG: 0.774										4	0	1	3	0	0	2				
Ken Oberkfell, L OBP: 0.298, SLG: 0.241										3	0	0	0	0	0	0				
Doug Bair, R										0	0	0	0	0	0	0				
Dane Iorg, L OBP: 0.300, SLG: 1.000										1	0	0	0	0	0	1				
Jim Kaat, L										0	0	0	0	0	0	0				
David Green, R OBP: 0.353, SLG: 0.500										4	0	1	0	0	1	1				
Mike Ramsey, S OBP: 0.333, SLG: 0.385										3	0	0	0	0	2	0				
Steve Braun, L OBP: 0.333, SLG: 0.385										0	0	0	0	1	0	0				
Rafael Santana, R OBP: 0.333, SLG: 0.385										0	0	0	0	0	0	0				
Joaquin Andujar, S OBP: 0.125, SLG: 0.125										1	0	0	0	0	1	0				
Gene Roof, S										1	0	0	0	0	0	0				
Jeff Lahti, R										0	0	0	0	0	0	0				
John Martin, S										0	0	0	0	0	0	0				
Jamie Quirk, L										2	0	0	0	0	1	1				
<b>Inning Stats</b>	R: 1 E: 0 K: 0 S: 5	H: 2 LOB: 1 BB: 0 P: 5	R: 0 E: 0 K: 2 S: 7	H: 0 LOB: 0 BB: 0 P: 7	R: 0 E: 0 K: 2 S: 9	H: 2 LOB: 2 BB: 0 P: 9	R: 0 E: 0 K: 0 S: 3	H: 1 LOB: 0 BB: 0 P: 3	R: 0 E: 0 K: 0 S: 4	H: 1 LOB: 0 BB: 0 P: 4	R: 0 E: 0 K: 1 S: 5	H: 0 LOB: 0 BB: 0 P: 5	R: 4 E: 0 K: 1 S: 9	H: 4 LOB: 1 BB: 1 P: 13	R: 0 E: 0 K: 1 S: 4	H: 0 LOB: 0 BB: 1 P: 8	1B: 6 2B: 5 3B: 0 HR: 1	SF: 0 SAC: 0 DP: 1 HBP: 0	WP: 0 PB: 0 SB: 0 CS: 3	PA: 39
<b>PITCHER</b>	IP WLS BF H R ER SO BB IBB HBP BLK WP HR S P ERA WHIP																			
Scott Sanderson, R ERA: 3.72	(1, 1) 7.1 W 29 9 3 3 6 0 0 0 0 0 1 41 41 3.68 1.227																			
Jeff Reardon, R ERA: 2.16	(8, 1) 1.2 8 2 2 2 1 2 0 0 0 0 0 8 16 10.80 2.400																			

Batter	1	2	3	4	5	6	7	8	9	AB	R	H	RBI	BB	SO	LOB	BOTTOM			
Tim Raines, S OBP: 0.280, SLG: 0.261										4	2	1	0	1	0	1	<b>St. Louis Cardinals @ Montreal Expos</b> Olympic Stadium, Montreal, QB Thu Apr 21 1983, 3:33 AM EST Att: 8,392 - Cloudy - 36 F			
Bryan Little, S OBP: 0.386, SLG: 0.314										4	1	2	2	1	0	1				
Andre Dawson, R OBP: 0.426, SLG: 0.795										4	1	1	0	0	0	3				
Al Oliver, L OBP: 0.362, SLG: 0.524										4	1	2	1	0	0	2				
Gary Carter, R OBP: 0.277, SLG: 0.375										3	1	2	1	1	0	1				
Tim Lincecum, R OBP: 0.250, SLG: 0.333										4	0	1	0	0	0	3				
Terry Francona, L OBP: 0.200, SLG: 0.200										4	0	1	2	0	0	3				
Doug Flynn, R OBP: 0.268, SLG: 0.300										4	0	0	0	0	1	4				
Scott Sanderson, R OBP: 0.250, SLG: 0.375										3	0	1	0	0	1	0				
Jeff Reardon, R										1	0	0	0	0	0	0				
<b>Inning Stats</b>	R: 3 E: 0 K: 0 S: 6	H: 3 LOB: 2 BB: 2 P: 14	R: 1 E: 0 K: 1 S: 7	H: 2 LOB: 1 BB: 0 P: 7	R: 1 E: 0 K: 0 S: 4	H: 1 LOB: 0 BB: 0 P: 4	R: 0 E: 0 K: 0 S: 3	H: 0 LOB: 1 BB: 1 P: 7	R: 0 E: 0 K: 0 S: 4	H: 1 LOB: 1 BB: 0 P: 4	R: 0 E: 0 K: 0 S: 4	H: 1 LOB: 0 BB: 0 P: 4	R: 1 E: 0 K: 1 S: 8	H: 3 LOB: 2 BB: 0 P: 8	R: 0 E: 0 K: 0 S: 3	H: 0 LOB: 0 BB: 0 P: 3	1B: 6 2B: 4 3B: 0 HR: 1	SF: 0 SAC: 0 DP: 0 HBP: 0	WP: 0 PB: 0 SB: 1 CS: 0	PA: 38
<b>PITCHER</b>	IP WLS BF H R ER SO BB IBB HBP BLK WP HR S P ERA WHIP																			
Joaquin Andujar, R ERA: 2.45	(1, 1) 4.0 L 21 6 5 5 1 3 0 0 0 0 0 0 4 4 0.00 1.000																			
Jeff Lahti, R	(5, 1) 1.0 4 1 0 0 0 0 0 0 0 0 0 4 4 0.00 1.000																			
John Martin, L	(6, 1) 1.0 4 1 0 0 0 0 0 0 0 0 0 4 4 0.00 1.000																			
Doug Bair, R ERA: 10.8	(7, 1) 1.0 6 3 1 1 1 0 0 0 0 0 0 8 8 9.00 3.000																			
Jim Kaat, L	(8, 1) 1.0 3 0 0 0 0 0 0 0 0 0 0 3 3 0.00 0.000																			



Batter	1	2	3	4	5	6	7	8	9	AB	R	H	RBI	BB	SO	LOB	TOP																			
Tim Raines, S (1,7) OBP: 0.278, SLG: 0.245	4-0 WP BB		0-0 L7		0-3 K			0-3 K		3	0	0	0	1	2	1																				
Bryan Little, S (1,6) OBP: 0.356, SLG: 0.308	0-0 P4			0-0 G3		0-0 L3 1B		0-0 F8		4	0	1	0	0	0	1																				
Andre Dawson, R (1,8) OBP: 0.392, SLG: 0.729	0-3 K			0-0 F8		0-0 L3 1-2		0-0 6-3		4	0	0	0	0	1	2																				
Al Oliver, L (1,3) OBP: 0.373, SLG: 0.543 Jim Wohlford, R (9,9) OBP: 0.500, SLG: 1.000	0-0 F7			0-0 HR 1B		0-0 HR 2B		0-0 1-3		4	2	2	0	0	0	1																				
Gary Carter, R (1,2) OBP: 0.294, SLG: 0.523		0-0 6-3		0-0 HR 1B		0-0 HR 2B		0-0 F8		4	2	2	4	0	0	0																				
Tim Lincecum, R (1,5) OBP: 0.227, SLG: 0.302		0-0 L4		0-0 6-3		0-0 5-3		0-0 E5		4	0	0	0	0	0	0																				
Terry Francona, L (1,9) OBP: 0.214, SLG: 0.286		0-3 K			0-0 CS 2B		0-0 F7		0-0 G3	4	0	1	0	0	1	1																				
Doug Flynn, R (1,4) OBP: 0.273, SLG: 0.302			0-0 F9		0-0 CS 1B		0-0 F5-3			3	0	1	0	0	0	0																				
Steve Rogers, R (1,1)			0-0 6-3		0-0 1-3 1-2 2-3		0-0 4-3			3	0	0	0	0	0	2																				
<b>Inning Stats</b>	R: 0 E: 0 K: 1 S: 5	H: 0 LOB: 1 BB: 1 P: 9	R: 0 E: 0 K: 1 S: 5	H: 0 LOB: 0 BB: 0 P: 5	R: 0 E: 0 K: 0 S: 3	H: 0 LOB: 0 BB: 0 P: 3	R: 2 E: 0 K: 0 S: 5	H: 2 LOB: 1 BB: 0 P: 6	R: 0 E: 0 K: 0 S: 3	H: 0 LOB: 0 BB: 0 P: 3	R: 0 E: 0 K: 1 S: 5	H: 0 LOB: 1 BB: 0 P: 4	R: 0 E: 1 K: 0 S: 4	H: 0 LOB: 1 BB: 0 P: 4	1B: 3 2B: 3 3B: 0 HR: 2	SF: 0 SAC: 0 DP: 1 HBP: 0	WP: 1 PB: 0 CS: 2	PA: 34																		
<b>PITCHER</b>	IP	WLS	BF	H	R	ER	SO	BB	IBB	HBP	BLK	WP	HR	S	P	ERA	WHIP	<b>PITCHER</b>		IP	WLS	BF	H	R	ER	SO	BB	IBB	HBP	BLK	WP	HR	S	P	ERA	WHIP
Frank Pastore, R (1,1) ERA: 3.86	7.0	L	27	7	4	4	3	1	0	0	0	1	2	32	36	5.14	1.143																			
Bill Scherrer, L (8,1) ERA:	2.0		7	0	0	0	1	0	0	0	0	0	0	9	9	0.00	0.000																			

**Montreal Expos @ Cincinnati Reds**  
Riverfront Stadium, Cincinnati, OH  
Fri Apr 22 1983, 6:05 PM EST  
Att: 14,731 - Unknown

AB	33
R	4
H	7
RBI	4
BB	1
SO	4
LOB	8



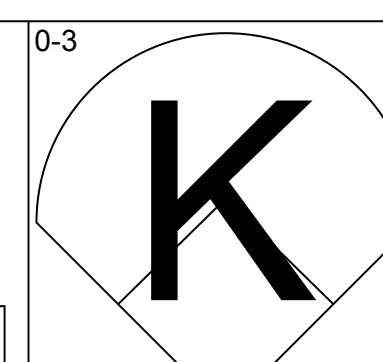
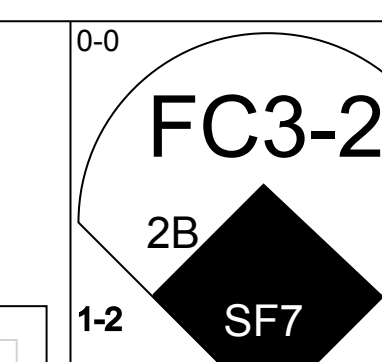
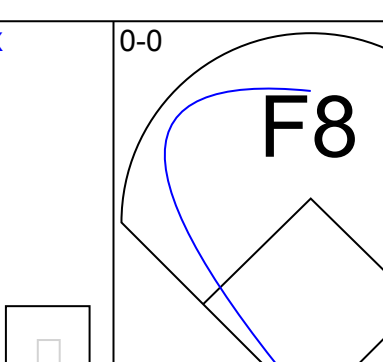
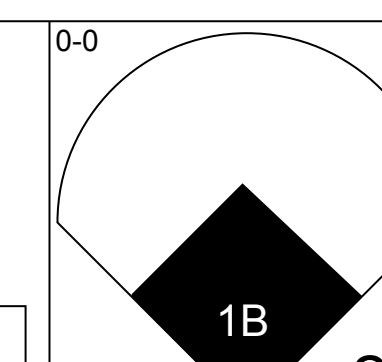
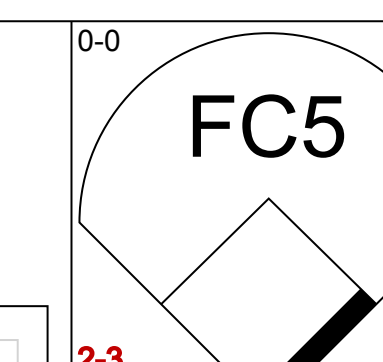
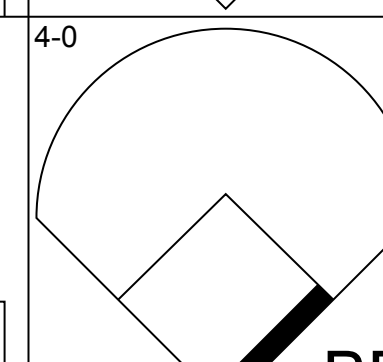
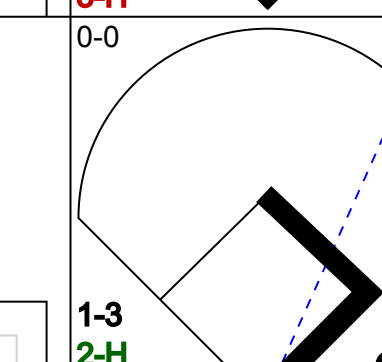
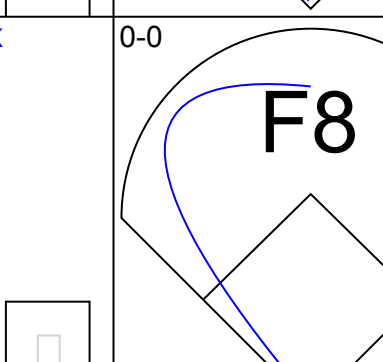
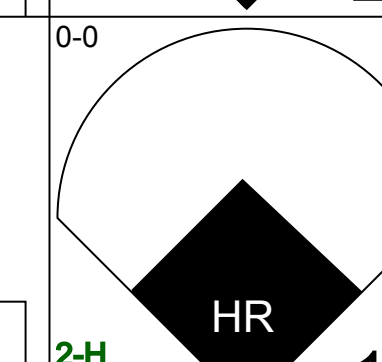
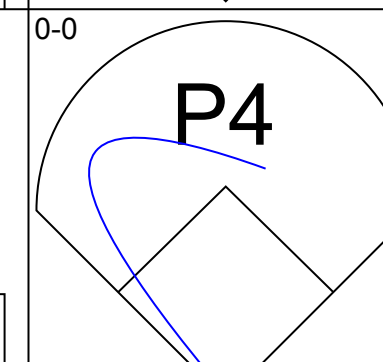
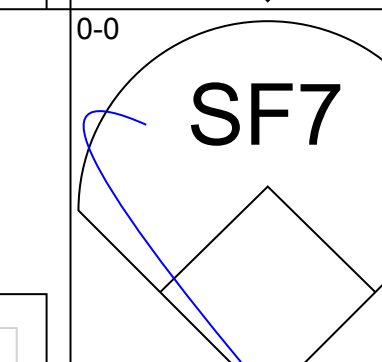

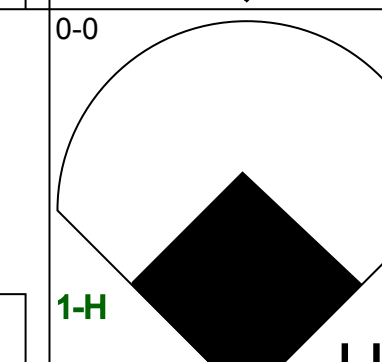
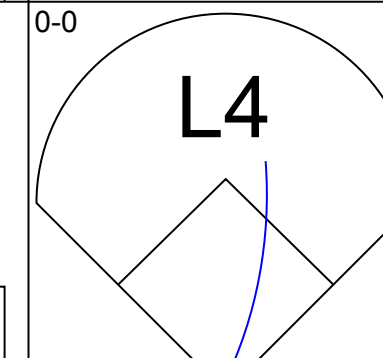
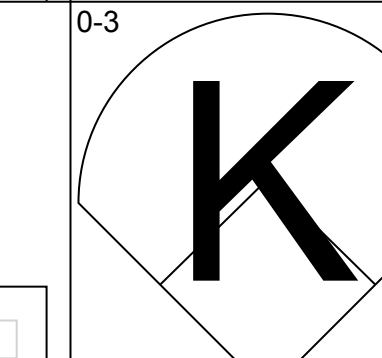

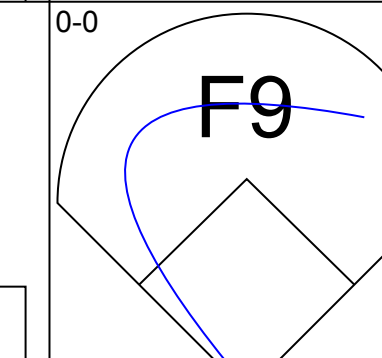
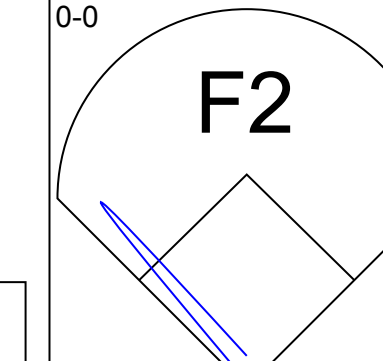
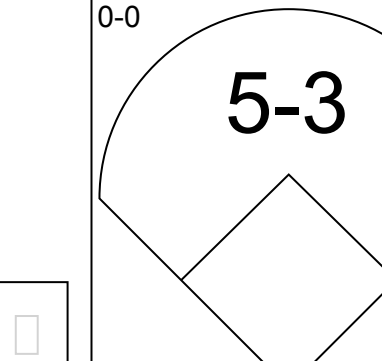

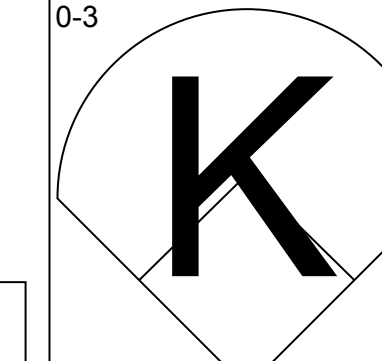

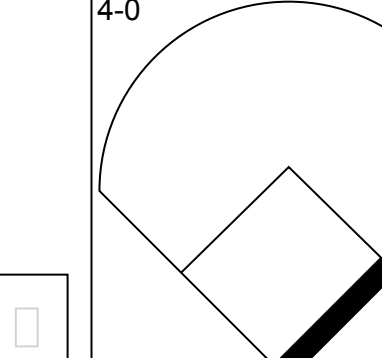

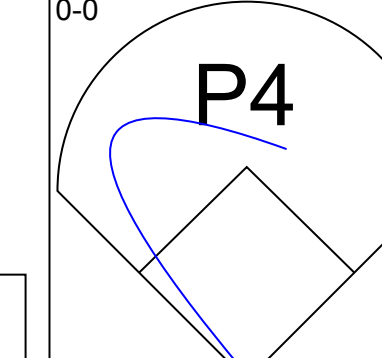
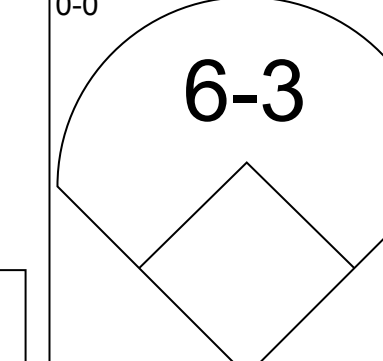
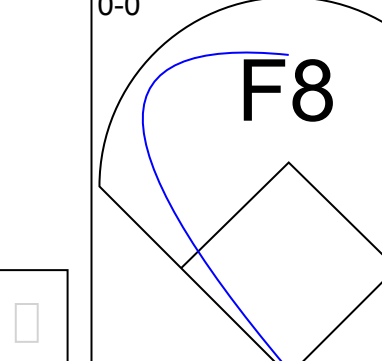


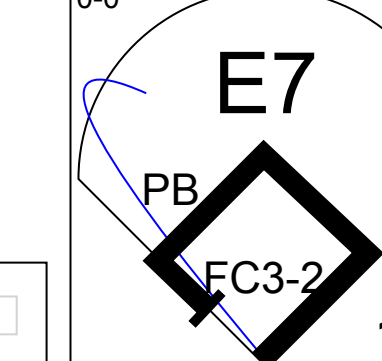
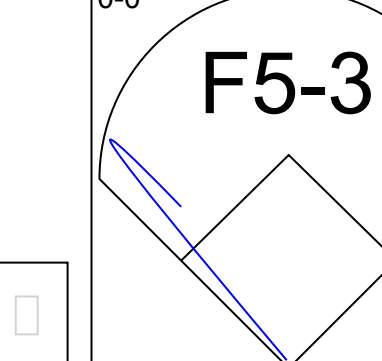


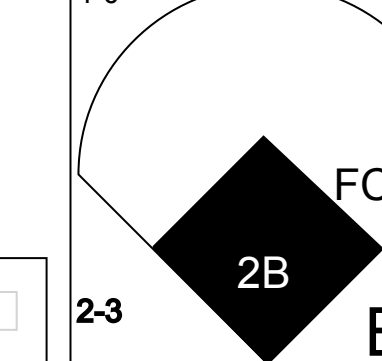

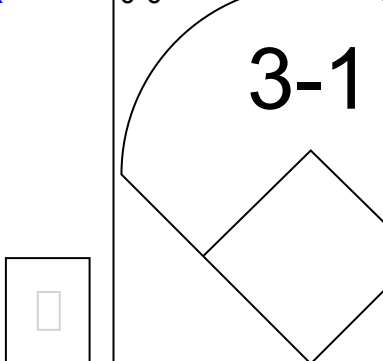

Batter	1	2	3	4	5	6	7	8	9	AB	R	H	RBI	BB	SO	LOB	BOTTOM																			
Cesar Cedeno, R (1,9) OBP: 0.442, SLG: 0.500	0-0 5-3		0-0 1-2 1B			0-0 F4-3		0-3 K		4	0	1	0	0	1	0																				
Eddie Milner, L (1,8) OBP: 0.290, SLG: 0.238	0-0 F7		0-0 FC5 2-3f			0-0 1B		0-0 F4-6-3 1B		4	0	2	0	0	0	2																				
Dave Concepcion, R (1,6) OBP: 0.317, SLG: 0.236	0-0 L3			4-0 F4-3 S BB		0-0 F8		0-0 F4-6-3 1-2		3	0	0	0	1	0	2																				
Johnny Bench, R (1,5) OBP: 0.339, SLG: 0.397		0-0 5-3		0-0 F4-3 1-3		0-0 F8		0-0 F4		4	0	0	0	0	0	2																				
Dan Driessen, L (1,3) OBP: 0.419, SLG: 0.431		0-0 F4-3		0-0 F4		4-0 1B BB		4-0 FC4-6 BB		2	0	0	0	2	0	1																				
Ron Oester, S (1,4) OBP: 0.377, SLG: 0.518	0-3 K			0-0 P6		0-0 F3		0-0 FC4-6 1-2f		4	0	0	0	0	1	3																				
Duane Walker, L (1,7) OBP: 0.182, SLG: 0.273			0-0 F7		0-0 G3		0-0 1-2 1B		0-0 6-3	4	0	1	0	0	0	1																				
Dann Bilardello, R (1,2) OBP: 0.278, SLG: 0.389			0-0 F9		0-0 P6		0-3 K			3	0	0	0	0	1	2																				
Frank Pastore, R (1,1) OBP: 0.385, SLG: 0.333 Jeff Jones, R (7,PH) OBP: 0.388, SLG: 0.295 Bill Scherrer, L (8,1)			0-0 FC5 1B		0-3 K		0-3 K			2	0	1	0	0	1	0																				
<b>Inning Stats</b>	R: 0 E: 0 K: 0 S: 3	H: 0 LOB: 0 BB: 0 P: 3	R: 0 E: 0 K: 1 S: 5	H: 0 LOB: 0 BB: 0 P: 5	R: 0 E: 0 K: 0 S: 5	H: 2 LOB: 2 BB: 0 P: 5	R: 0 E: 0 K: 0 S: 3	H: 0 LOB: 1 BB: 1 P: 7	R: 0 E: 0 K: 1 S: 5	H: 0 LOB: 0 BB: 0 P: 5	R: 0 E: 0 K: 2 S: 8	H: 1 LOB: 2 BB: 1 P: 12	R: 0 E: 0 K: 1 S: 5	H: 0 LOB: 1 BB: 1 P: 7	1B: 5 2B: 0 3B: 0 HR: 0	SF: 0 SAC: 0 DP: 1 HBP: 0	WP: 0 PB: 0 CS: 0	PA: 34																		
<b>PITCHER</b>	IP	WLS	BF	H	R	ER	SO	BB	IBB	HBP	BLK	WP	HR	S	P	ERA	WHIP	<b>PITCHER</b>		IP	WLS	BF	H	R	ER	SO	BB	IBB	HBP	BLK	WP	HR	S	P	ERA	WHIP
Steve Rogers, R (1,1) ERA: 2.59	9.0	W	34	5	0	0	5	3	0	0	0	0	0	41	53	0.00	0.889																			

**Montreal Expos @ Cincinnati Reds**  
Riverfront Stadium, Cincinnati, OH  
Fri Apr 22 1983, 6:05 PM EST  
Att: 14,731 - Unknown

AB	31
R	0
H	5
RBI	0
BB	3
SO	5
LOB	15

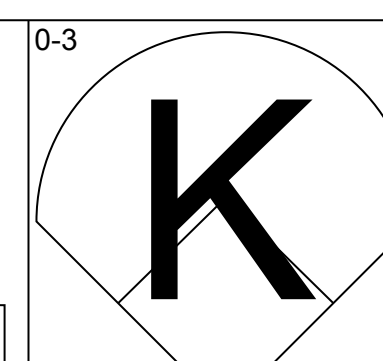
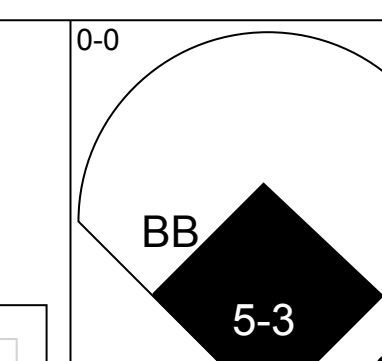
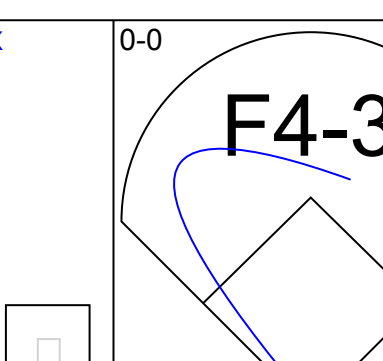
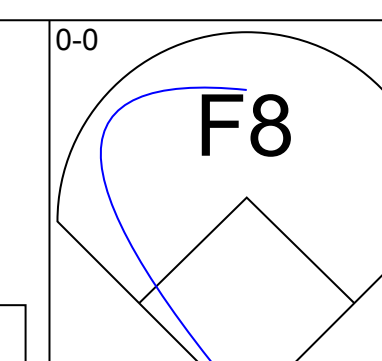

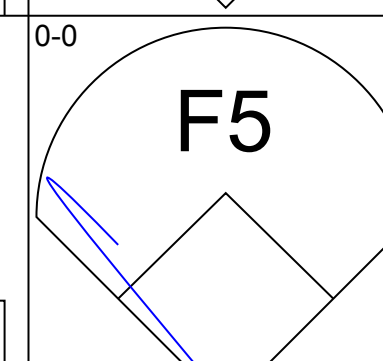
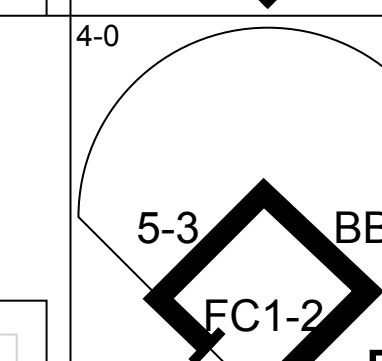
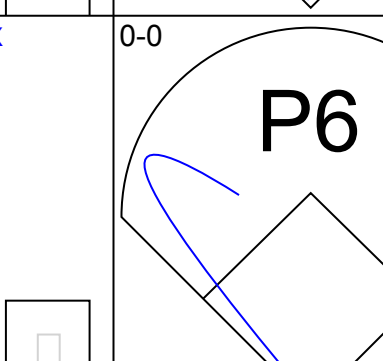

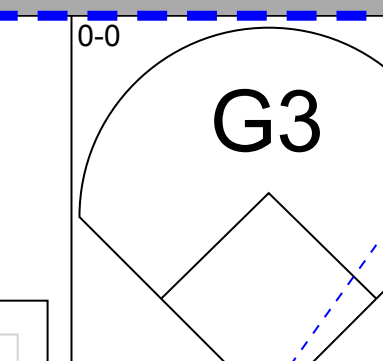
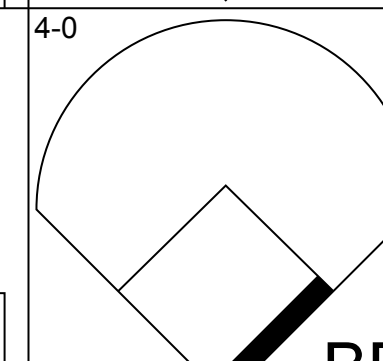
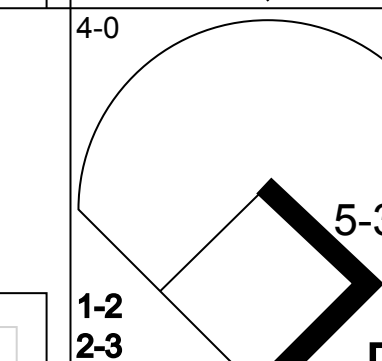
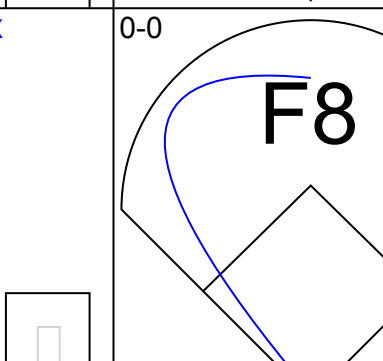

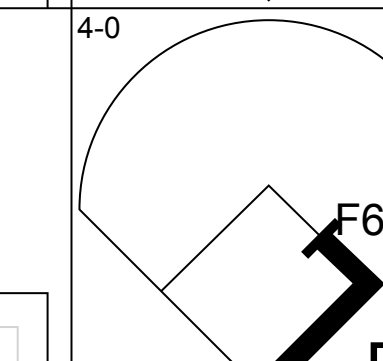
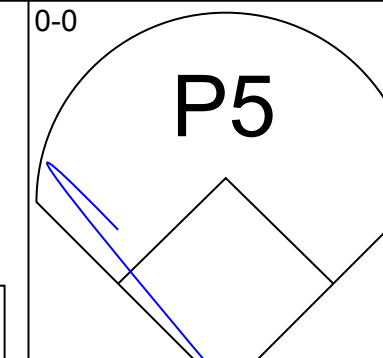
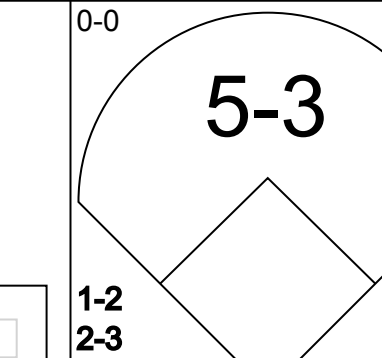

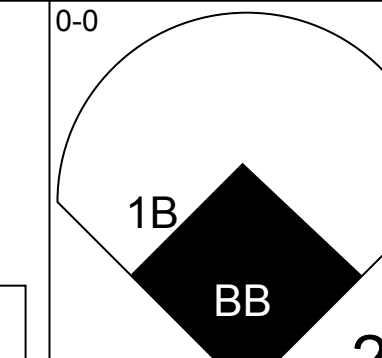
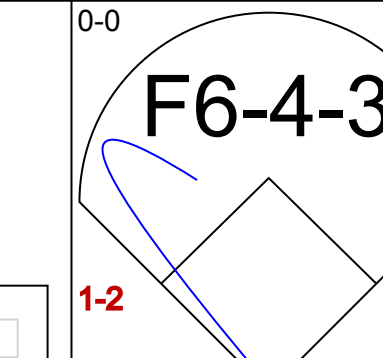
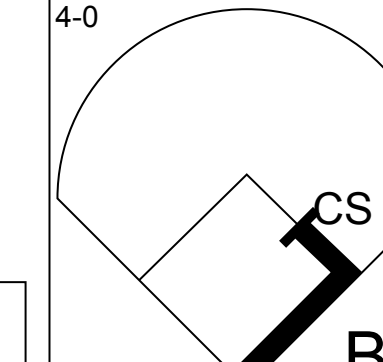
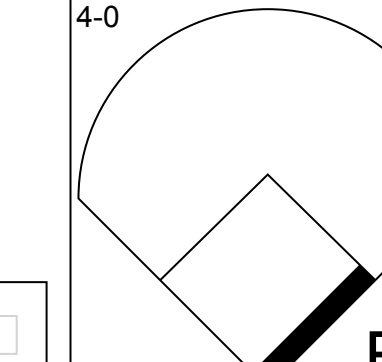

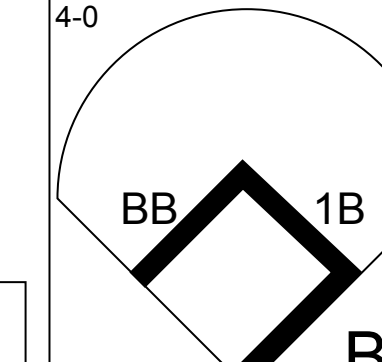
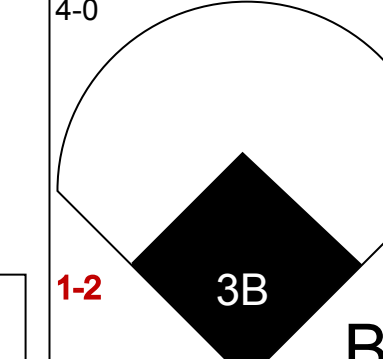
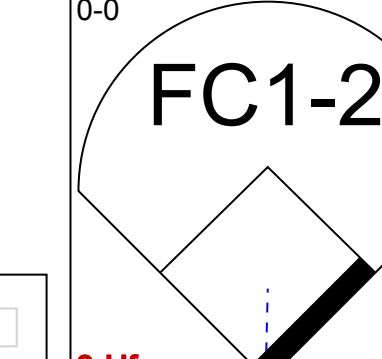

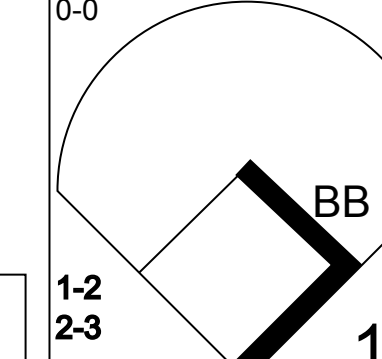
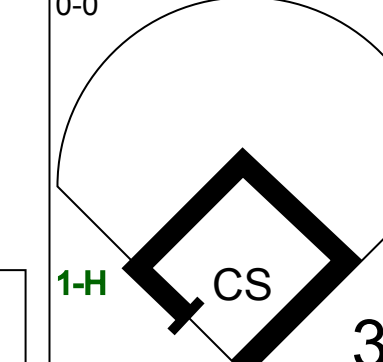
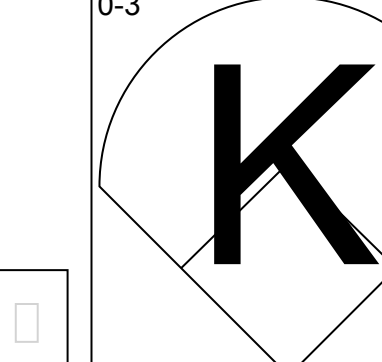

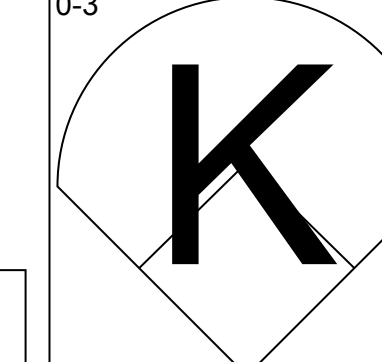

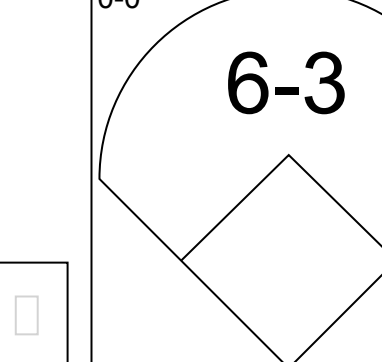

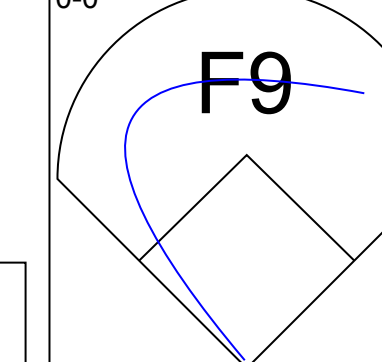
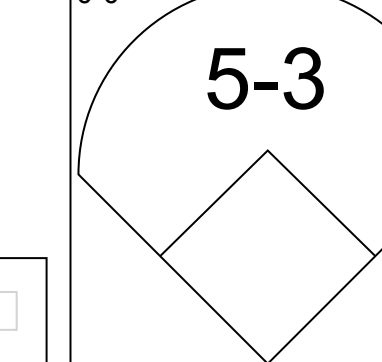

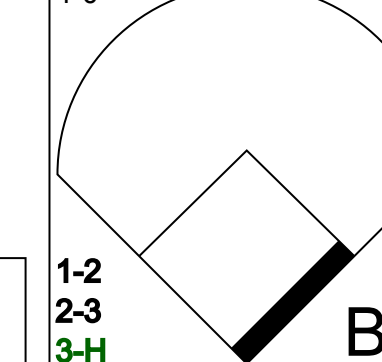




Batter	1	2	3	4	5	6	7	8	9	AB	R	H	RBI	BB	SO	LOB	TOP			
Tim Raines, S OBP: 0.271, SLG: 0.259 (1, 7)										5	2	1	0	0	1	3	<b>Montreal Expos @ Cincinnati Reds</b> Riverfront Stadium, Cincinnati, OH Sun Apr 24 1983, 3:33 AM EDT Att: 30,037 - Unknown			
Bryan Little, S OBP: 0.388, SLG: 0.357 (1, 6)										3	1	2	2	1	0	0				
Andre Dawson, R OBP: 0.382, SLG: 0.765 (1, 8)										3	1	1	3	0	0	1				
Al Oliver, L OBP: 0.345, SLG: 0.500 Jim Wohlford, R OBP: 0.500, SLG: 1.000 (1, 3) (8, 9)										4	0	0	0	0	2	2				
Gary Carter, R OBP: 0.273, SLG: 0.479 (1, 2)											4	0	0	0	0	1		0		
Tim Lincecum, R OBP: 0.229, SLG: 0.283 (1, 5)											3	0	0	0	1	1		0		
Terry Francona, L OBP: 0.167, SLG: 0.222 (1, 9) (8, 3)											4	0	0	0	0	0		1		
Doug Flynn, R OBP: 0.313, SLG: 0.362 (1, 4)											4	0	3	0	0	0		1		
Charlie Lea, R Randy Lerch, L Warren Cromartie, L Jeff Reardon, R Chris Speier, R Bryn Smith, R (1, 1) (3, 1) (7, PH) (7, 1) (9, PH) (9, 1)											0	1	0	0	1	0		0		
<b>Inning Stats</b>	R: 0 E: 0 K: 1 S: 5	H: 0 LOB: 1 BB: 1 P: 9	R: 0 E: 0 K: 1 S: 5	H: 0 LOB: 0 BB: 0 P: 5	R: 2 E: 1 K: 1 S: 7	H: 2 LOB: 1 BB: 1 P: 11	R: 0 E: 0 K: 0 S: 3	H: 0 LOB: 1 BB: 1 P: 7	R: 0 E: 0 K: 1 S: 3	H: 0 LOB: 0 BB: 0 P: 3	R: 0 E: 0 K: 0 S: 5	H: 1 LOB: 1 BB: 0 P: 4	R: 3 E: 0 K: 1 S: 8	H: 3 LOB: 0 BB: 0 P: 8	R: 0 E: 0 K: 0 S: 4	H: 1 LOB: 1 BB: 0 P: 4		1B: 3 2B: 3 3B: 0 HR: 1	SF: 1 SAC: 0 DP: 0 HBP: 0	WP: 0 PB: 1 SB: 0 CS: 0
<b>PITCHER</b>	IP WLS BF H R ER SO BB IBB HBP BLK WP HR S P ERA WHIP	IP WLS BF H R ER SO BB IBB HBP BLK WP HR S P ERA WHIP	IP WLS BF H R ER SO BB IBB HBP BLK WP HR S P ERA WHIP	IP WLS BF H R ER SO BB IBB HBP BLK WP HR S P ERA WHIP	IP WLS BF H R ER SO BB IBB HBP BLK WP HR S P ERA WHIP	IP WLS BF H R ER SO BB IBB HBP BLK WP HR S P ERA WHIP	IP WLS BF H R ER SO BB IBB HBP BLK WP HR S P ERA WHIP	IP WLS BF H R ER SO BB IBB HBP BLK WP HR S P ERA WHIP	IP WLS BF H R ER SO BB IBB HBP BLK WP HR S P ERA WHIP	IP WLS BF H R ER SO BB IBB HBP BLK WP HR S P ERA WHIP	IP WLS BF H R ER SO BB IBB HBP BLK WP HR S P ERA WHIP	IP WLS BF H R ER SO BB IBB HBP BLK WP HR S P ERA WHIP	IP WLS BF H R ER SO BB IBB HBP BLK WP HR S P ERA WHIP	IP WLS BF H R ER SO BB IBB HBP BLK WP HR S P ERA WHIP	IP WLS BF H R ER SO BB IBB HBP BLK WP HR S P ERA WHIP	IP WLS BF H R ER SO BB IBB HBP BLK WP HR S P ERA WHIP	IP WLS BF H R ER SO BB IBB HBP BLK WP HR S P ERA WHIP	IP WLS BF H R ER SO BB IBB HBP BLK WP HR S P ERA WHIP	IP WLS BF H R ER SO BB IBB HBP BLK WP HR S P ERA WHIP	IP WLS BF H R ER SO BB IBB HBP BLK WP HR S P ERA WHIP

AB	33
R	5
H	7
RBI	5
BB	3
SO	5
LOB	10



Batter	1	2	3	4	5	6	7	8	9	AB	R	H	RBI	BB	SO	LOB	BOTTOM			
Dave Concepcion, R OBP: 0.324, SLG: 0.287 (1, 6)										5	1	2	1	0	1	3	<b>Montreal Expos @ Cincinnati Reds</b> Riverfront Stadium, Cincinnati, OH Sun Apr 24 1983, 3:33 AM EDT Att: 30,037 - Unknown			
Eddie Milner, L OBP: 0.297, SLG: 0.239 (1, 8)										4	0	1	0	1	0	0				
Cesar Cedeno, R OBP: 0.456, SLG: 0.478 (1, 9)										2	0	0	0	3	0	2				
Johnny Bench, R OBP: 0.328, SLG: 0.397 (1, 5)										5	1	1	1	0	0	4				
Dan Driessen, L OBP: 0.439, SLG: 0.423 (1, 3)										1	0	0	0	3	0	0				
Ron Oester, S OBP: 0.385, SLG: 0.508 (1, 4)										3	1	1	0	1	0	3				
Duane Walker, L OBP: 0.267, SLG: 0.533 (1, 7)										4	1	2	1	0	2	3				
Alex Trevino, R OBP: 0.281, SLG: 0.200 Wayne Krenchicki, L OBP: 0.222, SLG: 0.250 Dann Bilardo, R OBP: 0.276, SLG: 0.389 (1, 2) (8, PH) (9, 2)										2	0	0	0	0	1	1				
Mario Soto, R OBP: 0.071, SLG: 0.143 Jeff Jones, R OBP: 0.379, SLG: 0.295 Bill Scherrer, L ERA (1, 1) (8, PH) (9, 1)										3	0	0	0	0	0	1				
<b>Inning Stats</b>	R: 0 E: 0 K: 1 S: 5	H: 0 LOB: 1 BB: 1 P: 9	R: 1 E: 0 K: 1 S: 4	H: 1 LOB: 0 BB: 2 P: 12	R: 1 E: 0 K: 0 S: 4	H: 1 LOB: 3 BB: 3 P: 16	R: 0 E: 0 K: 1 S: 5	H: 0 LOB: 0 BB: 0 P: 5	R: 0 E: 0 K: 0 S: 3	H: 0 LOB: 0 BB: 0 P: 3	R: 1 E: 0 K: 0 S: 6	H: 3 LOB: 2 BB: 0 P: 6	R: 1 E: 0 K: 1 S: 7	H: 2 LOB: 3 BB: 2 P: 15	R: 0 E: 0 K: 0 S: 2	H: 0 LOB: 0 BB: 1 P: 6		1B: 3 2B: 3 3B: 1 HR: 0	SF: 0 SAC: 1 DP: 1 HBP: 0	WP: 0 PB: 0 SB: 1 CS: 2
<b>PITCHER</b>	IP WLS BF H R ER SO BB IBB HBP BLK WP HR S P ERA WHIP	IP WLS BF H R ER SO BB IBB HBP BLK WP HR S P ERA WHIP	IP WLS BF H R ER SO BB IBB HBP BLK WP HR S P ERA WHIP	IP WLS BF H R ER SO BB IBB HBP BLK WP HR S P ERA WHIP	IP WLS BF H R ER SO BB IBB HBP BLK WP HR S P ERA WHIP	IP WLS BF H R ER SO BB IBB HBP BLK WP HR S P ERA WHIP	IP WLS BF H R ER SO BB IBB HBP BLK WP HR S P ERA WHIP	IP WLS BF H R ER SO BB IBB HBP BLK WP HR S P ERA WHIP	IP WLS BF H R ER SO BB IBB HBP BLK WP HR S P ERA WHIP	IP WLS BF H R ER SO BB IBB HBP BLK WP HR S P ERA WHIP	IP WLS BF H R ER SO BB IBB HBP BLK WP HR S P ERA WHIP	IP WLS BF H R ER SO BB IBB HBP BLK WP HR S P ERA WHIP	IP WLS BF H R ER SO BB IBB HBP BLK WP HR S P ERA WHIP	IP WLS BF H R ER SO BB IBB HBP BLK WP HR S P ERA WHIP	IP WLS BF H R ER SO BB IBB HBP BLK WP HR S P ERA WHIP	IP WLS BF H R ER SO BB IBB HBP BLK WP HR S P ERA WHIP	IP WLS BF H R ER SO BB IBB HBP BLK WP HR S P ERA WHIP	IP WLS BF H R ER SO BB IBB HBP BLK WP HR S P ERA WHIP	IP WLS BF H R ER SO BB IBB HBP BLK WP HR S P ERA WHIP	IP WLS BF H R ER SO BB IBB HBP BLK WP HR S P ERA WHIP





Batter	1	2	3	4	5	6	7	8	9	AB	R	H	RBI	BB	SO	LOB	TOP					
Omar Moreno, L (1,8) OBP: 0.284, SLG: 0.346										4	1	1	0	0	0	0	<b>Houston Astros @ Montreal Expos</b> Olympic Stadium, Montreal, QB Tue Apr 26 1983, 3:33 AM EDT Att: 8,737 - Unknown <a href="http://livebaseballscorecards.com">livebaseballscorecards.com</a>					
Terry Puhl, L (1,9) OBP: 0.222, SLG: 0.220										4	0	1	0	0	1	1						
Dickie Thon, R (1,6) OBP: 0.341, SLG: 0.429										2	0	0	1	1	0	0						
Phil Garner, R (1,5) OBP: 0.367, SLG: 0.382										4	0	0	0	0	0	2						
Jose Cruz, L (1,7) OBP: 0.425, SLG: 0.435										4	1	1	1	0	0	0						
Ray Knight, R (1,3) OBP: 0.348, SLG: 0.426										2	0	1	0	1	0	0						
Alan Ashby, S (1,2) OBP: 0.356, SLG: 0.475										3	0	0	0	0	0	3						
Bill Doran, S (1,4) OBP: 0.303, SLG: 0.250										3	0	0	0	0	0	2						
Bob Knepper, L (1,1) OBP: 0.231, SLG: 0.167										3	0	0	0	0	2	0						
<b>Inning Stats</b>	R: 1 E: 0 K: 1 S: 6	H: 1 LOB: 0 BB: 0 P: 6	R: 0 E: 0 K: 0 S: 3	H: 1 LOB: 0 BB: 0 P: 3	R: 0 E: 0 K: 1 S: 5	H: 0 LOB: 0 BB: 0 P: 5	R: 0 E: 0 K: 0 S: 3	H: 0 LOB: 0 BB: 0 P: 3	R: 0 E: 0 K: 0 S: 3	H: 0 LOB: 1 BB: 1 P: 7	R: 0 E: 0 K: 0 S: 4	H: 1 LOB: 2 BB: 1 P: 8	R: 0 E: 0 K: 0 S: 3	H: 0 LOB: 1 BB: 0 P: 4	R: 0 E: 0 K: 1 S: 5	H: 0 LOB: 0 BB: 0 P: 5	R: 1 E: 0 K: 0 S: 4	H: 1 LOB: 0 BB: 0 P: 4	1B: 1 2B: 2 3B: 1 HR: 1	SF: 1 SAC: 0 DP: 1 HBP: 1	WP: 0 PB: 0 SB: 1 CS: 0	PA: 33
<b>PITCHER</b> Bill Gullickson, R (1,1) ERA: 4.85	IP: 9.0 WLS: L BF: 33	H: 4 R: 2 ER: 2 SO: 3	BB: 2 IBB: 0 HBP: 1 BLK: 0	WP: 0 HR: 1 S: 36 P: 45	ERA: 2.00 WHIP: 0.667	<b>PITCHER</b>										IP: 9.0 WLS: W BF: 38	H: 4 R: 0 ER: 0 SO: 3	BB: 7 IBB: 0 HBP: 0 BLK: 0	WP: 0 HR: 0 S: 37 P: 65	ERA: 0.00 WHIP: 1.222		

Batter	1	2	3	4	5	6	7	8	9	AB	R	H	RBI	BB	SO	LOB	BOTTOM					
Tim Raines, S (1,7) OBP: 0.281, SLG: 0.246										3	0	0	0	2	0	3	<b>Houston Astros @ Montreal Expos</b> Olympic Stadium, Montreal, QB Tue Apr 26 1983, 3:33 AM EDT Att: 8,737 - Unknown <a href="http://livebaseballscorecards.com">livebaseballscorecards.com</a>					
Jim Wehford, R (1,9) OBP: 0.400, SLG: 0.700										4	0	1	0	0	0	1						
Andre Dawson, R (1,8) OBP: 0.373, SLG: 0.745										4	0	1	0	0	0	3						
Al Oliver, L (1,3) OBP: 0.339, SLG: 0.481										4	0	1	0	0	0	3						
Gary Carter, R (1,2) OBP: 0.281, SLG: 0.469									1	0	0	0	1	0	2							
Tim Blackwell, S (5,2) Jerry White, S (8, PH) Bobby Ramos, R (9,2)									0	0	0	0	1	0	0							
Tim Lincecum, R (1,5) Bryan Little, S (8, FR)									1	0	0	0	0	0	0							
Chris Speier, R (1,6) OBP: 0.429, SLG: 0.417									3	0	1	0	1	0	3							
Doug Flynn, R (1,4) OBP: 0.288, SLG: 0.333									4	0	0	0	0	0	7							
Bill Gullickson, R (1,1) Warren Cromartie, L (8, PH)										3	0	0	0	0	2	5						
<b>Inning Stats</b>	R: 0 E: 0 K: 0 S: 4	H: 1 LOB: 1 BB: 0 P: 4	R: 0 E: 1 K: 1 S: 6	H: 0 LOB: 3 BB: 2 P: 14	R: 0 E: 0 K: 0 S: 5	H: 2 LOB: 2 BB: 0 P: 5	R: 0 E: 0 K: 1 S: 4	H: 0 LOB: 0 BB: 1 P: 8	R: 0 E: 0 K: 0 S: 3	H: 0 LOB: 1 BB: 1 P: 7	R: 0 E: 0 K: 0 S: 6	H: 1 LOB: 2 BB: 1 P: 10	R: 0 E: 0 K: 0 S: 3	H: 0 LOB: 1 BB: 1 P: 7	R: 0 E: 0 K: 0 S: 3	H: 0 LOB: 0 BB: 0 P: 3	R: 0 E: 0 K: 0 S: 3	H: 0 LOB: 0 BB: 0 P: 3	1B: 3 2B: 1 3B: 0 HR: 0	SF: 0 SAC: 1 DP: 1 HBP: 0	WP: 0 PB: 0 SB: 1 CS: 0	PA: 38
<b>PITCHER</b> Bob Knepper, L (1,1) ERA: 1.96	IP: 9.0 WLS: W BF: 38	H: 4 R: 0 ER: 0 SO: 3	BB: 7 IBB: 0 HBP: 0 BLK: 0	WP: 0 HR: 0 S: 37 P: 65	ERA: 0.00 WHIP: 1.222	<b>PITCHER</b>										IP: 9.0 WLS: W BF: 38	H: 4 R: 0 ER: 0 SO: 3	BB: 7 IBB: 0 HBP: 0 BLK: 0	WP: 0 HR: 0 S: 37 P: 65	ERA: 0.00 WHIP: 1.222		



Batter	1	2	3	4	5	6	7	8	9	AB	R	H	RBI	BB	SO	LOB	TOP										
Omar Moreno, L (1, 8) OBP: 0.291, SLG: 0.373										5	2	2	0	0	0	1											
Terry Puhl, L (1, 9) OBP: 0.220, SLG: 0.217										5	0	1	0	0	0	2	3										
Dickie Thon, R (1, 6) OBP: 0.337, SLG: 0.425										3	1	1	2	0	0	1											
Phil Garner, R (1, 5) OBP: 0.386, SLG: 0.437										3	1	2	2	1	0	0											
Jose Cruz, L (1, 7) OBP: 0.417, SLG: 0.425										4	0	1	0	0	2	2											
Ray Knight, R (1, 3) OBP: 0.356, SLG: 0.446										4	0	2	0	0	0	0											
Denny Walling, L (9, 3) OBP: 0.125, SLG: 0.067										0	0	0	0	0	0	0											
Alan Ashby, S (1, 2) OBP: 0.347, SLG: 0.477										4	0	1	0	0	0	3											
Bill Doran, S (1, 4) OBP: 0.300, SLG: 0.250										4	0	1	0	0	2	2											
Nolan Ryan, R (1, 1) OBP: 0.143, SLG: 0.143										3	0	0	0	0	1	3											
Tony Scott, S (9, PH) OBP: 0.353, SLG: 0.467										1	0	0	0	0	1	0											
Frank LaCorte, R (9, 1)										0	0	0	0	0	0	0											
<b>Inning Stats</b>	R: 2 E: 0 K: 1 S: 7	H: 2 LOB: 0 BB: 0 P: 7	R: 0 E: 0 K: 1 S: 6	H: 1 LOB: 1 BB: 0 P: 6	R: 2 E: 0 K: 0 S: 7	H: 5 LOB: 2 BB: 0 P: 7	R: 0 E: 1 K: 2 S: 8	H: 1 LOB: 1 BB: 0 P: 8	R: 0 E: 0 K: 1 S: 5	H: 0 LOB: 0 BB: 0 P: 5	R: 0 E: 0 K: 1 S: 6	H: 1 LOB: 2 BB: 1 P: 6	R: 0 E: 0 K: 0 S: 4	H: 1 LOB: 1 BB: 1 P: 8	R: 0 E: 0 K: 0 S: 3	H: 0 LOB: 0 BB: 0 P: 3	R: 0 E: 0 K: 2 S: 7	H: 0 LOB: 0 BB: 0 P: 7	1B: 7 2B: 2 3B: 1 HR: 1	SF: 1 SAC: 0 DP: 0 HBP: 0	WP: 0 PB: 0 SB: 2 CS: 0	PA: 38					
<b>PITCHER</b>	IP	WLS	BF	H	R	ER	SO	BB	IBB	HBP	BLK	WP	HR	S	P	ERA	WHIP										
Scott Sanderson, R (1, 1) ERA: 4.44	5.0	L	23	9	4	4	5	0	0	0	0	0	1	33	33	7.20	1.800										
Randy Lerch, L (6, 1) ERA:	3.0		12	2	0	0	1	0	1	0	0	0	0	13	17	0.00	0.667										
Dan Schatzeder, L (9, 1) ERA: 3.0	1.0		3	0	0	0	2	0	0	0	0	0	0	7	7	0.00	0.000										

Houston Astros @ Montreal Expos  
Olympic Stadium, Montreal, QB  
Wed Apr 27 1983, 3:33 AM EDT  
Att: 19,309 - Unknown

AB 36  
R 4  
H 11  
RBI 4  
BB 1  
SO 8  
LOB 15



Batter	1	2	3	4	5	6	7	8	9	AB	R	H	RBI	BB	SO	LOB	BOTTOM										
Tim Raines, S (1, 7) OBP: 0.279, SLG: 0.246										4	1	1	0	0	0	1											
Bryan Little, S (1, 6) OBP: 0.377, SLG: 0.333										3	0	0	0	1	1	0											
Andre Dawson, R (1, 8) OBP: 0.365, SLG: 0.724										3	0	1	1	0	0	0											
Al Oliver, L (1, 3) OBP: 0.317, SLG: 0.448										4	0	0	0	0	0	2											
Tim Wallach, R (1, 5) OBP: 0.236, SLG: 0.255										3	0	0	0	0	1	0											
Terry Francona, L (1, 9) OBP: 0.190, SLG: 0.238										3	1	1	0	0	0	0											
Tim Blackwell, S (1, 2) OBP: 0.500, SLG: 0.333										3	0	1	0	0	2	0											
Doug Flynn, R (1, 4) OBP: 0.278, SLG: 0.321										2	0	0	1	0	0	1											
Brad Mills, L (9, PH) OBP: 0.286, SLG: 0.286										1	0	0	0	0	1	0											
Chris Speier, R (9, 6) OBP: 0.429, SLG: 0.417										0	0	0	0	0	0	0											
Scott Sanderson, R (1, 1) OBP: 0.222, SLG: 0.333										1	0	0	0	0	0	0											
Jerry White, S (6, PH)										1	0	0	0	0	0	1											
Randy Lerch, L (6, 1)										0	0	0	0	0	0	0											
Warren Cromartie, L (8, PH) OBP: 0.333, SLG: 0.281										1	0	1	0	0	0	0											
Dan Schatzeder, L (9, 1)										0	0	0	0	0	0	0											
<b>Inning Stats</b>	R: 1 E: 0 K: 0 S: 3	H: 1 LOB: 0 BB: 1 P: 7	R: 0 E: 0 K: 2 S: 7	H: 0 LOB: 0 BB: 0 P: 7	R: 0 E: 0 K: 0 S: 3	H: 0 LOB: 0 BB: 0 P: 3	R: 0 E: 0 K: 0 S: 3	H: 1 LOB: 0 BB: 0 P: 3	R: 1 E: 0 K: 0 S: 5	H: 2 LOB: 1 BB: 0 P: 5	R: 0 E: 0 K: 1 S: 5	H: 0 LOB: 0 BB: 0 P: 5	R: 0 E: 0 K: 0 S: 3	H: 0 LOB: 0 BB: 0 P: 3	R: 0 E: 0 K: 2 S: 8	H: 1 LOB: 1 BB: 0 P: 8	R: 0 E: 0 K: 0 S: 3	H: 0 LOB: 0 BB: 0 P: 3	1B: 5 2B: 0 3B: 0 HR: 0	SF: 1 SAC: 0 DP: 2 HBP: 0	WP: 0 PB: 0 SB: 1 CS: 0	PA: 31					
<b>PITCHER</b>	IP	WLS	BF	H	R	ER	SO	BB	IBB	HBP	BLK	WP	HR	S	P	ERA	WHIP										
Nolan Ryan, R (1, 1) ERA: 3.6	8.0	W	28	5	2	1	5	1	0	0	0	0	0	37	41	1.12	0.750										
Frank LaCorte, R (9, 1) ERA: 6.59	1.0	S	3	0	0	0	0	0	0	0	0	0	0	3	3	0.00	0.000										

Houston Astros @ Montreal Expos  
Olympic Stadium, Montreal, QB  
Wed Apr 27 1983, 3:33 AM EDT  
Att: 19,309 - Unknown

AB 29  
R 2  
H 5  
RBI 2  
BB 1  
SO 5  
LOB 5





Batter	1	2	3	4	5	6	7	8	9	AB	R	H	RBI	BB	SO	LOB	TOP										
Dave Concepcion, R OBP: 0.354, SLG: 0.282	4-0 WP BB		0-0 E6 1B		0-0 BB 1B	0-3 K			0-0 E FC4-6 1B	4	2	2	0	1	1	1	<b>Cincinnati Reds @ Montreal Expos</b> Olympic Stadium, Montreal, QB Fri Apr 29 1983, 3:33 AM EDT Att: 15,480 - Unknown										
Eddie Milner, L OBP: 0.333, SLG: 0.263	0-3 K		0-0 F9		4-0 1B BB	0-0 2B		0-0 FC4-6 E 1B	4	2	2	1	1	1	2												
Cesar Cedeno, R OBP: 0.465, SLG: 0.500	0-0 5-3		0-0 F6-4-3 1B		0-0 BB 1B	1-3 2-H 1B		0-0 E5 FC4-6 1B	5	0	2	1	0	0	4												
Johnny Bench, R OBP: 0.300, SLG: 0.360	4-0 BB		0-0 F6-4-3 1-2		0-0 F7		0-0 F8	0-0 L7	4	0	0	0	1	0	7												
Dan Driessen, L OBP: 0.425, SLG: 0.371	0-3 K		0-0 3-1		0-0 BB 1B		0-3 K	0-0 FC4-6 1B	5	0	1	2	0	2	4												
Ron Oester, S OBP: 0.418, SLG: 0.583		0-0 P6		0-0 HR	0-0 BB		0-0 3-1	0-0 1B	4	1	2	2	1	0	0												
Duane Walker, L Ben Hayes, R Bill Scherrer, L Tom Hume, R Alan Knievel, R	0-0 5-3		0-0 P5		0-0 F4		0-0 F4-3	0-0 F8	3	0	0	0	0	0	3												
Dann Bilardello, R OBP: 0.300, SLG: 0.517	4-0 BB		0-3 K		0-0 2B 2B		0-0 F5		3	1	1	0	1	1	0												
Frank Pastore, R Rafael Landestoy, S Paul Householder, S	0-0 F8		0-0 F4-3		0-3 K		0-0 F4-3		1	0	0	0	0	0	1												
<b>Inning Stats</b>	R: 0 E: 0 K: 2 S: 7	H: 0 LOB: 2 BB: 2 P: 15	R: 0 E: 0 K: 0 S: 3	H: 0 LOB: 1 BB: 1 P: 7	R: 0 E: 1 K: 0 S: 4	H: 1 LOB: 1 BB: 0 P: 4	R: 1 E: 0 K: 1 S: 6	H: 1 LOB: 0 BB: 0 P: 6	R: 2 E: 0 K: 0 S: 6	H: 3 LOB: 3 BB: 2 P: 14	R: 1 E: 0 K: 2 S: 9	H: 2 LOB: 1 BB: 0 P: 9	R: 0 E: 0 K: 1 S: 5	H: 0 LOB: 0 BB: 0 P: 5	R: 0 E: 0 K: 0 S: 3	H: 0 LOB: 0 BB: 0 P: 3		R: 2 E: 1 K: 0 S: 7	H: 3 LOB: 2 BB: 0 P: 7	1B: 7 2B: 2 3B: 0 HR: 1	SF: 0 SAC: 0 DP: 1 HBP: 0	WP: 1 PB: 0 SB: 0 CS: 0	PA: 43				
<b>PITCHER</b>	IP	WLS	BF	H	R	ER	SO	BB	IBB	HBP	BLK	WP	HR	S	P	ERA	WHIP										
Steve Rogers, R ERA: 2.95	8.1	W	40	9	6	4	6	5	0	0	0	1	1	47	67	4.32	1.680										
Dan Schatzeder, L ERA: 2.7	0.1		2	1	0	0	0	0	0	0	0	0	0	2	2	0.00	3.000										
Jeff Reardon, R ERA: 3.38	0.1	S	1	0	0	0	0	0	0	0	0	0	0	1	1	0.00	0.000										

AB	38
R	6
H	10
RBI	6
BB	5
SO	6
LOB	25



Batter	1	2	3	4	5	6	7	8	9	AB	R	H	RBI	BB	SO	LOB	BOTTOM										
Tim Raines, S OBP: 0.329, SLG: 0.313	4-0 1B SF8 BB		0-0 4-3 1B		4-0 1B BB	1-1 2-H 2B 3B		0-0 G1-6-3 1B		3	2	3	2	2	0	0	<b>Cincinnati Reds @ Montreal Expos</b> Olympic Stadium, Montreal, QB Fri Apr 29 1983, 3:33 AM EDT Att: 15,480 - Unknown										
Bryan Little, S OBP: 0.379, SLG: 0.340	0-0 1B SF8 PB 1B		0-0 4-3		0-0 F9	0-0 1B		0-0 G1-6-3	5	1	2	1	0	0	3												
Andre Dawson, R OBP: 0.353, SLG: 0.710	0-0 SF8		0-3 K		0-0 F9	0-0 F4		0-0 2B	4	0	1	1	0	1	3												
Al Oliver, L Terry Francona, L	0-0 PB HR 1B		0-0 4-3		0-0 1B		0-0 L9	0-0 1-3	5	1	2	0	0	0	2												
Tim Wallach, R OBP: 0.250, SLG: 0.321	0-0 HR		0-0 FC3-6 1B		0-0 F7		0-0 L7	0-3 K	5	1	2	2	0	1	3												
Warren Cromartie, L Jeff Reardon, R	4-0 2B BB		0-0 FC3-6 1B		0-0 F8	0-0 1B 3B		0-0 6-3	4	2	2	0	1	0	1												
Tim Blackwell, S OBP: 0.500, SLG: 0.571	0-0 F4-3 2B		0-0 FC3-6		0-0 4-3	0-0 1B			4	0	2	2	0	0	2												
Doug Flynn, R OBP: 0.276, SLG: 0.316	0-0 F4-3		0-0 F7		0-0 1B 3B	0-0 F9			4	1	1	0	0	0	4												
Steve Rogers, R Dan Schatzeder, L Jerry White, S	0-3 K		0-3 K		0-0 1B 3B		0-0 6-3		4	1	1	0	0	2	3												
<b>Inning Stats</b>	R: 5 E: 0 K: 1 S: 9	H: 4 LOB: 1 BB: 2 P: 17	R: 0 E: 0 K: 1 S: 6	H: 1 LOB: 0 BB: 0 P: 6	R: 0 E: 0 K: 1 S: 7	H: 2 LOB: 2 BB: 0 P: 7	R: 0 E: 0 K: 0 S: 4	H: 1 LOB: 1 BB: 1 P: 8	R: 3 E: 0 K: 0 S: 7	H: 4 LOB: 1 BB: 0 P: 7	R: 1 E: 0 K: 0 S: 5	H: 2 LOB: 1 BB: 0 P: 5	R: 0 E: 0 K: 0 S: 3	H: 1 LOB: 0 BB: 0 P: 3	R: 0 E: 0 K: 1 S: 6	H: 1 LOB: 1 BB: 0 P: 6		1B: 11 2B: 2 3B: 2 HR: 1	SF: 1 SAC: 0 DP: 1 HBP: 0	WP: 0 PB: 1 SB: 0 CS: 0	PA: 42						
<b>PITCHER</b>	IP	WLS	BF	H	R	ER	SO	BB	IBB	HBP	BLK	WP	HR	S	P	ERA	WHIP										
Frank Pastore, R ERA: 4.78	4.0	L	23	6	4	4	0	0	0	0	0	0	0	12	12	18.00	3.000										
Ben Hayes, R ERA: 9.82	2.0		12	6	4	4	0	0	0	0	0	0	0	3	3	0.00	1.000										
Bill Scherrer, L ERA:	1.0		3	1	0	0	0	0	0	0	0	0	0	3	3	0.00	1.000										
Tom Hume, R ERA: 8.38	1.0		4	1	0	0	1	0	0	0	0	0	0	6	6	0.00	1.000										





Batter	1	2	3	4	5	6	7	8	9	AB	R	H	RBI	BB	SO	LOB	TOP								
Dave Concepcion, R OBP: 0.333, SLG: 0.263	F9		K		6-3		F8		FC6-4	5	0	0	0	0	1	3									
Eddie Milner, L OBP: 0.330, SLG: 0.253	P6		K				F5-4-3			3	1	0	0	1	1	2									
Cesar Cedeno, R OBP: 0.453, SLG: 0.484	K				1-3				5-3	4	1	1	0	0	1	0									
Johnny Bench, R OBP: 0.333, SLG: 0.436										3	1	3	2	1	0	0									
Wayne Krenchicki, L OBP: 0.200, SLG: 0.222										0	0	0	0	0	0	0									
Dan Driessen, L OBP: 0.429, SLG: 0.369										3	0	1	0	1	0	2									
Ron Oester, S OBP: 0.398, SLG: 0.553										4	0	0	0	0	2	5									
Duane Walker, L OBP: 0.333, SLG: 0.560										2	1	1	1	0	0	0									
Paul Householder, S OBP: 0.398, SLG: 0.553										2	0	0	0	0	0	2									
Dann Bilardello, R OBP: 0.265, SLG: 0.455										4	0	0	0	0	1	2									
Rich Gale, R OBP: 0.286, SLG: 0.429										3	0	2	0	0	1	0									
Bill Scherrer, L OBP: 1.000, SLG: 1.000										1	0	1	0	0	0	0									
Tom Hume, R OBP: 0.398, SLG: 0.553										0	0	0	0	0	0	0									
<b>Inning Stats</b>	R: 0 E: 0 K: 1 S: 5	H: 0 LOB: 0 BB: 0 P: 5	R: 1 E: 0 K: 0 S: 3	H: 1 LOB: 0 BB: 1 P: 7	R: 0 E: 0 K: 3 S: 10	H: 1 LOB: 1 BB: 0 P: 10	R: 0 E: 0 K: 0 S: 3	H: 0 LOB: 1 BB: 1 P: 7	R: 1 E: 0 K: 1 S: 6	H: 1 LOB: 0 BB: 0 P: 6	R: 2 E: 0 K: 1 S: 8	H: 3 LOB: 2 BB: 1 P: 12	R: 0 E: 0 K: 0 S: 3	H: 1 LOB: 1 BB: 0 P: 3	R: 0 E: 0 K: 1 S: 6	H: 1 LOB: 1 BB: 0 P: 6	R: 0 E: 0 K: 0 S: 4	H: 1 LOB: 1 BB: 0 P: 4	1B: 5 2B: 2 3B: 0 HR: 2	SF: 0 SAC: 0 DP: 2 HBP: 0	WP: 2 PB: 0 SB: 3 CS: 0	PA: 37			
<b>PITCHER</b>	IP	WLS	BF	H	R	ER	SO	BB	IBB	HBP	BLK	WP	HR	S	P	ERA	WHIP								
Charlie Lea, R ERA: 2.7	5.0	L	23	6	4	4	5	3	0	0	0	1	2	30	42	7.20	1.800								
Dan Schatzeder, L ERA: 1.23	4.0		14	3	0	0	2	0	0	0	0	1	0	18	18	0.00	0.750								

Cincinnati Reds @ Montreal Expos  
Olympic Stadium, Montreal, QB  
Sat Apr 30 1983, 3:33 AM EDT  
Att: 20,316 - Unknown



AB 34  
R 4  
H 9  
RBI 3  
BB 3  
SO 7  
LOB 16

Batter	1	2	3	4	5	6	7	8	9	AB	R	H	RBI	BB	SO	LOB	BOTTOM								
Tim Raines, S OBP: 0.321, SLG: 0.294	3-1		F9				K		1B	4	0	0	0	1	1	0									
Bryan Little, S OBP: 0.371, SLG: 0.321										3	1	0	0	1	0	0									
Chris Speier, R OBP: 0.429, SLG: 0.417	6-3		3-1				1-3			0	0	0	0	0	0	0									
Terry Francona, L OBP: 0.227, SLG: 0.273										1	0	1	0	0	0	0									
Andre Dawson, R OBP: 0.356, SLG: 0.701										5	2	2	0	0	0	3									
Al Oliver, L OBP: 0.333, SLG: 0.439	E6									3	0	1	1	1	0	1									
Tim Wallach, R OBP: 0.266, SLG: 0.333										4	0	2	2	0	0	1									
Warren Cromartie, L OBP: 0.356, SLG: 0.375										4	0	1	0	0	0	4									
Tim Blackwell, S OBP: 0.364, SLG: 0.400										3	0	0	0	0	1	0									
Jerry White, S OBP: 0.364, SLG: 0.400										1	0	0	0	0	0	1									
Bobby Ramos, R OBP: 0.364, SLG: 0.400										0	0	0	0	0	0	0									
Doug Flynn, R OBP: 0.274, SLG: 0.311										4	0	1	0	0	0	0									
Charlie Lea, R ERA: 2.75										2	0	0	0	0	2	1									
Dan Schatzeder, L ERA: 1.23										1	0	0	0	0	0	0									
Jim Wohlford, R OBP: 0.400, SLG: 0.700										0	0	0	0	0	0	0									
<b>Inning Stats</b>	R: 1 E: 1 K: 0 S: 6	H: 2 LOB: 2 BB: 0 P: 6	R: 0 E: 0 K: 2 S: 7	H: 0 LOB: 0 BB: 0 P: 7	R: 1 E: 0 K: 0 S: 5	H: 2 LOB: 1 BB: 0 P: 5	R: 0 E: 1 K: 1 S: 6	H: 0 LOB: 1 BB: 0 P: 6	R: 1 E: 0 K: 0 S: 4	H: 1 LOB: 2 BB: 2 P: 12	R: 0 E: 0 K: 0 S: 3	H: 0 LOB: 0 BB: 0 P: 3	R: 0 E: 0 K: 1 S: 5	H: 0 LOB: 0 BB: 0 P: 5	R: 0 E: 0 K: 0 S: 4	H: 1 LOB: 1 BB: 0 P: 4	R: 0 E: 0 K: 0 S: 4	H: 2 LOB: 2 BB: 1 P: 8	1B: 6 2B: 2 3B: 0 HR: 0	SF: 0 SAC: 1 DP: 0 HBP: 0	WP: 0 PB: 0 SB: 0 CS: 0	PA: 39			
<b>PITCHER</b>	IP	WLS	BF	H	R	ER	SO	BB	IBB	HBP	BLK	WP	HR	S	P	ERA	WHIP								
Rich Gale, R ERA: 2.75	7.2	W	33	6	3	2	4	1	1	0	0	0	0	39	47	2.35	0.913								
Bill Scherrer, L ERA: 1.23	0.2		4	1	0	0	0	1	0	0	0	0	0	3	7	0.00	3.000								
Tom Hume, R ERA: 7.84	0.2	S	2	1	0	0	0	0	0	0	0	0	0	2	2	0.00	1.500								

Cincinnati Reds @ Montreal Expos  
Olympic Stadium, Montreal, QB  
Sat Apr 30 1983, 3:33 AM EDT  
Att: 20,316 - Unknown



AB 35  
R 3  
H 8  
RBI 3  
BB 3  
SO 4  
LOB 11



Batter	1	2	3	4	5	6	7	8	9	AB	R	H	RBI	BB	SO	LOB	TOP				
Dave Concepcion, R (1, 6) OBP: 0.337, SLG: 0.296	F8 2B		6-3		F4		K		1B 2B	5	1	2	1	0	1	0	<b>Cincinnati Reds @ Montreal Expos</b> Olympic Stadium, Montreal, QB Sun May 01 1983, 3:33 AM EDT Unknown				
Eddie Milner, L (1, 8) OBP: 0.344, SLG: 0.265	K		F8			1B HR	BB		1B	4	1	2	1	1	1	1					
Cesar Cedeno, R (1, 9) OBP: 0.443, SLG: 0.462 Bill Scherrer, L (7, 1) OBP: 1.000, SLG: 1.000 Alan Knicely, R (9, FH) OBP: 0.143, SLG: 0.143	F8 2-3			5-3		P5	BB		K	3	0	0	0	1	0	2					
Johnny Bench, R (1, 5) OBP: 0.360, SLG: 0.488 Rafael Landestoy, S (9, PR)	F2			1B		HR	BB		1B	4	1	3	2	1	0	1					
Dan Driessen, L (1, 3) OBP: 0.438, SLG: 0.400		G3 1B		1B		WP 2B			F4-6-3 1B	5	0	3	0	0	1	5					
Ron Oester, S (1, 4) OBP: 0.379, SLG: 0.525	F9 1-2			K		F8			K	4	0	0	0	0	2	4					
Duane Walker, L (1, 7) OBP: 0.355, SLG: 0.536		G3 2-3		3-1		WP IBB			F5-4-3 1B	3	0	1	0	1	0	3					
Dann Bilardello, R (1, 2) OBP: 0.237, SLG: 0.405		5-3				K			F5-4-3	4	0	0	0	0	1	4					
Bruce Berenyi, R (1, 1) OBP: 0.083, SLG: 0.083 Paul Householder, S (7, 9) (7, 9)			F9		F8		F4-3		E6 2B	2	0	0	0	0	0	0					
<b>Inning Stats</b>	R: 0 E: 0 K: 1 S: 6	H: 1 LOB: 1 BB: 0 P: 6	R: 0 E: 0 K: 0 S: 4	H: 1 LOB: 1 BB: 0 P: 4	R: 0 E: 0 K: 0 S: 3	H: 0 LOB: 0 BB: 0 P: 3	R: 0 E: 0 K: 1 S: 7	H: 2 LOB: 2 BB: 0 P: 7	R: 0 E: 0 K: 0 S: 3	H: 0 LOB: 0 BB: 0 P: 3	R: 2 E: 0 K: 1 S: 8	H: 3 LOB: 2 BB: 1 P: 12	R: 0 E: 0 K: 2 S: 7	H: 0 LOB: 3 BB: 3 P: 19	R: 0 E: 0 K: 1 S: 5	H: 1 LOB: 0 BB: 0 P: 5	R: 2 E: 1 K: 1 S: 8	H: 3 LOB: 2 BB: 0 P: 8	1B: 7 2B: 3 3B: 0 HR: 1	SF: 0 SAC: 0 DP: 2 HBP: 0	WP: 2 PA: 41 PB: 0 SB: 5 CS: 0
<b>PITCHER</b>	IP WLS BF H R ER SO BB IBB HBP BLK WP HR S P ERA WHIP																				
Bill Gullickson, R (1, 1) ERA: 4.41	6.2 W 30 7 2 2 4 2 1 0 0 0 1 1 35 47 2.70 1.350																				
Jeff Reardon, R (7, 1) ERA: 3.18	0.2 3 0 0 0 2 1 0 0 0 0 0 0 6 10 0.00 1.500																				
Dan Schatzeder, L (8, 1) ERA: 2.25	0.2 5 3 2 1 0 0 0 0 0 0 1 0 5 5 13.50 4.500																				
Bryn Smith, R (9, 1) ERA: 1.13	1.0 S 3 1 0 0 1 0 0 0 0 0 0 0 5 5 0.00 1.000																				

Batter	1	2	3	4	5	6	7	8	9	AB	R	H	RBI	BB	SO	LOB	BOTTOM		
Tim Raines, S (1, 7) OBP: 0.341, SLG: 0.310	1B 1B		1B G4-3 1B		G6-4-3 BB		F9			3	1	2	0	1	0	0	<b>Cincinnati Reds @ Montreal Expos</b> Olympic Stadium, Montreal, QB Sun May 01 1983, 3:33 AM EDT Unknown		
Bryan Little, S (1, 6) OBP: 0.394, SLG: 0.339	1B 1-2 1B		G4-3 1B 3B		G6-4-3 1-2		IHR BB			3	2	2	0	1	0	1			
Andre Dawson, R (1, 8) OBP: 0.364, SLG: 0.732	F8		G4-3 1B		L9		IHR			4	1	2	2	0	0	2			
Al Oliver, L (1, 3) OBP: 0.329, SLG: 0.429 Terry Francona, L (9, 3) OBP: 0.227, SLG: 0.273	1B 1-2 2-3		G4-3			4-3		G3		4	0	1	0	0	0	2			
Tim Wallach, R (1, 5) OBP: 0.294, SLG: 0.438	K		3B		SF8 3B					4	1	3	1	0	1	3			
Warren Cromartie, L (1, 9) OBP: 0.347, SLG: 0.357 Jim Wohlford, R (9, 9) OBP: 0.400, SLG: 0.700	K		K		SF8		SF8		G5-4-3 BB	2	0	0	1	1	2	4			
Tim Blackwell, S (1, 2) OBP: 0.267, SLG: 0.286		4-3		4-3		F7		G5-4-3		4	0	0	0	0	0	2			
Doug Flynn, R (1, 4) OBP: 0.262, SLG: 0.297		F9		F3		F6-3				3	0	0	0	0	0	0			
Bill Gullickson, R (1, 1) Jeff Reardon, R (7, 1) Dan Schatzeder, L (8, 1) Bryn Smith, R (9, 1) Bobby Ramos, R (9, 2)		K		6-3		4-3				2	0	0	0	0	1	0			
<b>Inning Stats</b>	R: 0 E: 0 K: 2 S: 10	H: 3 LOB: 3 BB: 0 P: 10	R: 0 E: 0 K: 1 S: 5	H: 0 LOB: 0 BB: 0 P: 5	R: 2 E: 0 K: 1 S: 8	H: 4 LOB: 1 BB: 0 P: 8	R: 0 E: 0 K: 0 S: 3	H: 0 LOB: 0 BB: 0 P: 3	R: 0 E: 0 K: 0 S: 2	H: 0 LOB: 0 BB: 1 P: 6	R: 1 E: 0 K: 0 S: 4	H: 1 LOB: 0 BB: 0 P: 4	R: 0 E: 0 K: 0 S: 3	H: 0 LOB: 0 BB: 0 P: 3	R: 2 E: 0 K: 0 S: 4	H: 2 LOB: 1 BB: 2 P: 12	1B: 6 2B: 1 3B: 2 HR: 1	SF: 1 SAC: 0 DP: 3 HBP: 0	WP: 0 PA: 34 PB: 0 SB: 0 CS: 0
<b>PITCHER</b>	IP WLS BF H R ER SO BB IBB HBP BLK WP HR S P ERA WHIP																		
Bruce Berenyi, R (1, 1) ERA: 2.21	6.0 L 25 8 3 3 4 1 0 0 0 0 0 0 7 15 9.00 2.000																		
Bill Scherrer, L (7, 1) ERA: 2.45	2.0 9 2 2 2 0 2 0 0 0 0 0 0 7 15 9.00 2.000																		



Batter	1	2	3	4	5	6	7	8	9	AB	R	H	RBI	BB	SO	LOB	TOP								
Kelly Paris, R (1.5)	F9		F7		FC5-2-5			K	FC5-4	5	0	0	0	0	1	3	<b>Cincinnati Reds @ Montreal Expos</b> Olympic Stadium, Montreal, QB Sun May 01 1983, 3:38 AM EDT Att: 33,407 - Unknown								
Eddie Milner, L (1.8) OBP: 0.340, SLG: 0.256	F7		3-1					1-3		3	0	0	0	1	0	0									
Dave Concepcion, R (1.6) OBP: 0.333, SLG: 0.286	HR			6-3	K			F9		3	1	0	0	1	1	3									
Cesar Cedeno, R (1.9) OBP: 0.434, SLG: 0.493	HR			F2				F9		4	1	1	2	0	1	0									
Paul Householder, S (1.7)	F3			F4-3				K	S 3B 1B	4	1	1	0	0	1	0									
Dan Driessen, L (1.3)								F9		3	2	1	1	1	1	0									
Ron Oester, S (1.4)	1-3				SH3 2B			F7	1B 3B	4	1	2	2	0	0	0									
Alex Trevino, R (1.2)	6-3				SH3 BB			F8	FC5-4 1B	3	0	1	1	1	0	0									
Joe Price, R (1.1) Duane Walker, L (9, PH) Tom Hume, R (9, 1)			K		SH3			K	F4	2	0	0	0	0	2	0									
					1-2 2-3					1	0	0	0	0	0	1									
										0	0	0	0	0	0	0									
<b>Inning Stats</b>	R: 2 E: 0 K: 0 S: 4	H: 1 LOB: 0 BB: 1 P: 8	R: 0 E: 0 K: 1 S: 5	H: 0 LOB: 0 BB: 0 P: 5	R: 0 E: 0 K: 1 S: 5	H: 0 LOB: 0 BB: 0 P: 5	R: 0 E: 0 K: 0 S: 3	H: 0 LOB: 0 BB: 0 P: 3	R: 1 E: 0 K: 1 S: 7	H: 2 LOB: 3 BB: 2 P: 15	R: 0 E: 0 K: 2 S: 7	H: 0 LOB: 0 BB: 0 P: 7	R: 0 E: 0 K: 1 S: 5	H: 0 LOB: 0 BB: 0 P: 5	R: 0 E: 0 K: 1 S: 5	H: 0 LOB: 0 BB: 0 P: 5	R: 3 E: 0 K: 0 S: 6	H: 3 LOB: 1 BB: 1 P: 10	1B: 2 2B: 1 3B: 1 HR: 2	SF: 0 SAC: 1 DP: 0 HBP: 0	WP: 0 PB: 0 CS: 2 SB: 0	PA: 37			
<b>PITCHER</b>	IP WLS BF H R ER SO BB IBB HBP BLK WP HR S P ERA WHIP																								
Randy Lerch, L (1.1) ERA: 2.19	4.2		20	3	3	3	2	3	0	0	0	0	0	0	2	21	33	5.79	1.286						
Ray Burris, R (5.1) ERA: 4.82	4.1	L	17	3	3	3	5	0	1	0	0	0	0	0	0	26	30	6.23	0.692						

AB	32
R	6
H	6
RBI	6
BB	4
SO	7
LOB	7



Batter	1	2	3	4	5	6	7	8	9	AB	R	H	RBI	BB	SO	LOB	BOTTOM								
Tim Raines, S (1.7) OBP: 0.333, SLG: 0.316	4-3 SF8 2B		F8	F8			F8		K	5	1	1	0	0	1	3	<b>Cincinnati Reds @ Montreal Expos</b> Olympic Stadium, Montreal, QB Sun May 01 1983, 3:38 AM EDT Att: 33,407 - Unknown								
Jim Wolford, R (1.9) Warren Cromartie, L (9, PH) OBP: 0.340, SLG: 0.349	4-3		FC5-4 2B	F9			FC6-4 1B		F8	4	1	1	0	0	0	4									
Andre Dawson, R (1.8) OBP: 0.370, SLG: 0.726	SF8		1-2 2B				FC6-4 1B			2	1	1	1	1	0	1									
Al Oliver, L (1.3)	F7						F8		F9	4	0	1	2	0	0	2									
Tim Wallach, R (1.5) Bryan Little, S (8, PR) OBP: 0.394, SLG: 0.339		5-3					K		CS 1B	3	0	1	0	1	1	1									
Chris Speier, R (1.6) OBP: 0.389, SLG: 0.333		1-3		5-3			F2		1-2 BB	3	0	0	0	1	0	3									
Bobby Ramos, R (1.2) OBP: 0.500, SLG: 1.000										4	0	2	0	0	2	1									
Doug Flynn, R (1.4) OBP: 0.246, SLG: 0.279										4	0	0	0	0	0	3									
Randy Lerch, L (1.1) Ray Burris, R (5.1) Terry Francona, L (9, PH) OBP: 0.217, SLG: 0.261									1-3	1	0	1	0	1	0	0									
										1	0	0	0	0	1	0									
										1	0	0	0	0	0	0									
<b>Inning Stats</b>	R: 1 E: 0 K: 0 S: 4	H: 1 LOB: 0 BB: 0 P: 4	R: 0 E: 0 K: 0 S: 4	H: 1 LOB: 1 BB: 0 P: 4	R: 2 E: 0 K: 0 S: 6	H: 3 LOB: 2 BB: 1 P: 10	R: 0 E: 0 K: 0 S: 4	H: 1 LOB: 2 BB: 1 P: 8	R: 0 E: 0 K: 1 S: 5	H: 0 LOB: 1 BB: 1 P: 9	R: 0 E: 0 K: 2 S: 7	H: 0 LOB: 0 BB: 0 P: 7	R: 0 E: 0 K: 0 S: 4	H: 1 LOB: 1 BB: 0 P: 4	R: 0 E: 0 K: 1 S: 5	H: 1 LOB: 1 BB: 1 P: 9	R: 0 E: 0 K: 1 S: 5	H: 0 LOB: 0 BB: 0 P: 5	1B: 4 2B: 4 3B: 0 HR: 0	SF: 1 SAC: 0 DP: 0 HBP: 0	WP: 0 PB: 0 CS: 1 SB: 0	PA: 38			
<b>PITCHER</b>	IP WLS BF H R ER SO BB IBB HBP BLK WP HR S P ERA WHIP																								
Joe Price, L (1.1) ERA: 2.4	8.0	W	35	8	3	3	4	4	0	0	0	0	0	0	0	0	55	3.38	1.500						
Tom Hume, R (9, 1) ERA: 7.15	1.0	S	3	0	0	0	1	0	0	0	0	0	0	0	5	5	0.00	0.000							

AB	33
R	3
H	8
RBI	3
BB	4
SO	5
LOB	18





Batter	1	2	3	4	5	6	7	8	9	AB	R	H	RBI	BB	SO	LOB	TOP
<b>Brett Butler, L</b> OBP: 0.321, SLG: 0.312 (1, 8)	F6			F7	1-3			1-3		4	0	0	0	0	0	0	
<b>Rafael Ramirez, R</b> OBP: 0.293, SLG: 0.319 (1, 6)	K			1B HR				F9		4	1	1	0	0	2	0	
<b>Claudell Washington, L</b> OBP: 0.329, SLG: 0.434 (1, 9)	3-1			1B HR				K	F7	4	1	1	0	0	1	0	
<b>Dale Murphy, R</b> OBP: 0.461, SLG: 0.639 (1, 7)		CS BB		K				K	WP BB 2B	2	1	0	0	2	2	2	
<b>Bob Horner, R</b> OBP: 0.330, SLG: 0.487 <b>Jerry Royster, R</b> OBP: 0.143, SLG: 0.143 (9, PR) (9, 5)	F5			HR				K	2B BB	3	1	1	3	1	1	1	
<b>Chris Chambliss, L</b> OBP: 0.360, SLG: 0.565 (1, 3)	F7			HR				F5	2B	4	1	2	2	0	0	0	
<b>Glenn Hubbard, R</b> OBP: 0.402, SLG: 0.465 (1, 4)			5-3	F9				1B	K	4	0	1	0	0	1	2	
<b>Bruce Benedict, R</b> OBP: 0.416, SLG: 0.460 (1, 2)			F9		6-3			F4-3		3	0	0	0	0	0	1	
<b>Rick Behenna, R</b> OBP: 0.400, SLG: 0.400 <b>Terry Forster, L</b> OBP: 1.000, SLG: 1.500 (9, 1)			K		K			K		3	0	0	0	0	3	0	
<b>Inning Stats</b>	R: 0 E: 0 K: 1 S: 5	H: 0 LOB: 0 BB: 0 P: 5	R: 0 E: 0 K: 0 S: 2	H: 0 LOB: 0 BB: 1 P: 6	R: 0 E: 0 K: 1 S: 5	H: 0 LOB: 0 BB: 0 P: 5	R: 4 E: 0 K: 1 S: 9	H: 4 LOB: 0 BB: 0 P: 9	R: 0 E: 0 K: 1 S: 5	H: 0 LOB: 0 BB: 0 P: 5	R: 0 E: 0 K: 1 S: 6	H: 1 LOB: 1 BB: 0 P: 6	R: 0 E: 0 K: 1 S: 5	H: 0 LOB: 0 BB: 2 P: 13	1B: 3 2B: 1 3B: 0 HR: 2	SF: 0 SAC: 0 DP: 0 HBP: 0	WP: 1 PA: 34 PB: 0 SB: 0 CS: 1
<b>PITCHER</b>	IP	WLS	BF	H	R	ER	SO	BB	IBB	HBP	BLK	WP	HR	S	P	ERA	WHIP
<b>Scott Sanderson, R</b> ERA: 4.26 <b>Rick Grapenthin, R</b> ERA: 9.0 <b>Ray Burris, R</b> ERA: 3.65 <b>Bryn Smith, R</b> ERA: 2.0	1.0		3	0	0	0	1	0	0	0	0	0	0	5	5	0.00	0.000
	4.0	L	16	4	4	4	3	1	0	0	0	0	2	21	25	9.00	1.250
	3.0		10	1	0	0	5	0	0	0	0	0	0	20	20	0.00	0.333
	1.0		5	1	1	1	1	2	0	0	0	1	0	5	13	9.00	3.000

Atlanta Braves @ Montreal Expos  
Olympic Stadium, Montreal, QB  
Tue May 03 1983, 7:05 PM EDT  
Att: 10,625 - Unknown

AB 31  
R 5  
H 6  
RBI 5  
BB 3  
SO 10  
LOB 6



Batter	1	2	3	4	5	6	7	8	9	AB	R	H	RBI	BB	SO	LOB	BOTTOM				
<b>Tim Raines, S</b> OBP: 0.330, SLG: 0.338 (1, 7)	1-3		K			F8		3B		4	0	1	0	0	1	0					
<b>Bryan Little, S</b> OBP: 0.386, SLG: 0.322 (1, 6)	E S 2B BB		G3			G3		4-3		3	1	0	0	1	0	1					
<b>Andre Dawson, R</b> OBP: 0.388, SLG: 0.753 (1, 8)	1-H 2B			F6		1B 2B		2B		4	0	3	1	0	0	0					
<b>Al Oliver, L</b> OBP: 0.321, SLG: 0.423 (1, 3)	F8			F7		1B		K		4	0	1	0	0	1	2					
<b>Gary Carter, R</b> OBP: 0.262, SLG: 0.434 (1, 2)	5-3			6-3				F8	5-3	4	0	0	0	0	0	2					
<b>Tim Lincecum, R</b> OBP: 0.303, SLG: 0.437 (1, 5)			6-3		G3 F6-3 2B		F7	F9		4	1	1	0	0	0	1					
<b>Warren Cromartie, L</b> OBP: 0.321, SLG: 0.326 (1, 9)			F7		G3		F8			3	0	0	0	0	0	1					
<b>Doug Flynn, R</b> OBP: 0.236, SLG: 0.268 (1, 4)			F5-3		F6-3			F8		3	0	0	1	0	0	0					
<b>Scott Sanderson, R</b> OBP: 0.225, SLG: 0.330 <b>Rick Grapenthin, R</b> OBP: 0.250, SLG: 0.250 <b>Brad Mills, L</b> OBP: 0.250, SLG: 0.250 <b>Ray Burris, R</b> OBP: 0.250, SLG: 0.250 <b>Terry Francona, L</b> OBP: 0.250, SLG: 0.250 <b>Bryn Smith, R</b> OBP: 0.250, SLG: 0.250 (1, 1) (2, 1) (5, PR) (8, 1) (8, PR) (9, 1)			1-3		F7			4-3		0	0	0	0	0	0	0					
<b>Inning Stats</b>	R: 1 E: 0 K: 0 S: 4	H: 1 LOB: 1 BB: 1 P: 8	R: 0 E: 0 K: 0 S: 3	H: 0 LOB: 0 BB: 0 P: 3	R: 0 E: 0 K: 1 S: 5	H: 0 LOB: 0 BB: 0 P: 5	R: 0 E: 0 K: 0 S: 3	H: 0 LOB: 0 BB: 0 P: 3	R: 1 E: 0 K: 0 S: 4	H: 1 LOB: 0 BB: 0 P: 4	R: 0 E: 0 K: 0 S: 4	H: 2 LOB: 2 BB: 0 P: 4	R: 0 E: 0 K: 0 S: 3	H: 0 LOB: 0 BB: 0 P: 3	R: 0 E: 0 K: 0 S: 4	H: 1 LOB: 1 BB: 0 P: 4	R: 0 E: 0 K: 1 S: 6	H: 1 LOB: 1 BB: 0 P: 6	1B: 2 2B: 3 3B: 1 HR: 0	SF: 0 SAC: 0 DP: 0 HBP: 0	WP: 0 PA: 33 PB: 0 SB: 1 CS: 0
<b>PITCHER</b>	IP	WLS	BF	H	R	ER	SO	BB	IBB	HBP	BLK	WP	HR	S	P	ERA	WHIP				
<b>Rick Behenna, R</b> ERA: 1.15 <b>Terry Forster, L</b> ERA:	8.0	W	30	6	2	2	1	1	0	0	0	0	0	31	35	2.25	0.875				
	1.0	S	3	0	0	0	1	0	0	0	0	0	0	5	5	0.00	0.000				

Atlanta Braves @ Montreal Expos  
Olympic Stadium, Montreal, QB  
Tue May 03 1983, 7:05 PM EDT  
Att: 10,625 - Unknown

AB 32  
R 2  
H 6  
RBI 2  
BB 1  
SO 2  
LOB 7



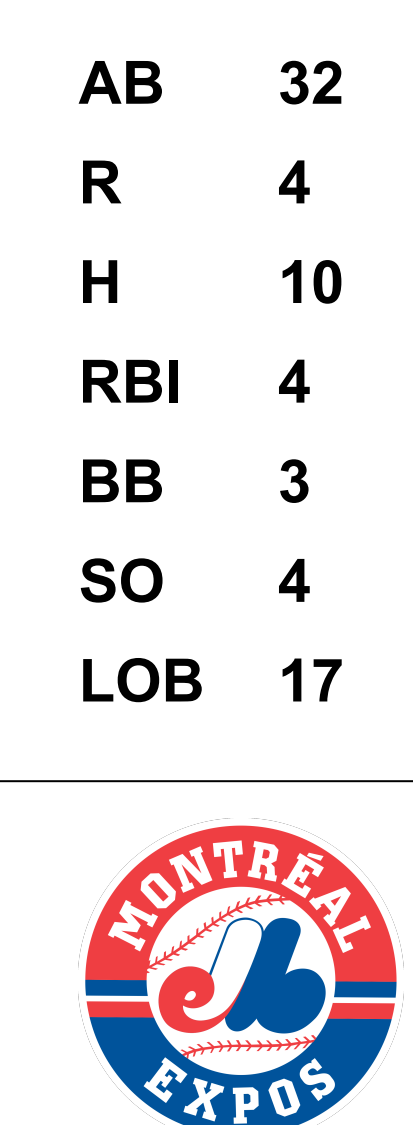


Batter	1	2	3	4	5	6	7	8	9	AB	R	H	RBI	BB	SO	LOB	TOP
Brett Butler, L (1, 8) OBP: 0.310, SLG: 0.300 Rick Mahler, R (5, 1) Biff Pocoroba, S (7, PH) Pete Falcone, L (7, 1)	0-0 F7		0-0 E7		0-0 FC4-6		0-0 FC4-6			3	0	1	0	0	1		<b>Atlanta Braves @ Montreal Expos</b> Olympic Stadium, Montreal, QB Wed May 04 1983, 7:05 PM EDT Att: 10,193 - Unknown
Rafael Ramirez, R (1, 6) OBP: 0.292, SLG: 0.316	0-0 F8				0-0 CS	0-0 F7		0-0 6-3	4	0	1	0	0	0			
Claudell Washington, L (1, 9) OBP: 0.314, SLG: 0.413	0-0 2-3		0-3 K			0-0 F4-3		0-0 6-3	4	0	0	0	0	1	2		
Dale Murphy, R (1, 7) OBP: 0.462, SLG: 0.653		4-0 E S BB		0-0 6-3		0-3 K		0-0 3B	3	0	1	0	1	1	0		
Bob Horner, R (1, 5) OBP: 0.315, SLG: 0.463	0-0 F7		0-3 K			0-0 F3		0-3 K	4	0	0	0	0	2	2		
Chris Chambliss, L (1, 3) OBP: 0.342, SLG: 0.534	0-3 K		0-0 F8			0-0 6-3		0-0 F8	4	0	0	0	0	1	1		
Glenn Hubbard, R (1, 4) OBP: 0.419, SLG: 0.500	0-3 K				0-0 1B FC4-6 2B	0-0 BB 2B		4-0 BB	3	1	2	0	1	1	1		
Bruce Benedict, R (1, 2) OBP: 0.420, SLG: 0.455		0-3 K		0-0 K	0-0 FC4-6 1B	0-0 BB		0-0 F7	3	0	1	0	1	1	1		
Rick Camp, R (1, 1) OBP: 0.125, SLG: 0.143 Terry Harper, R (5, PH) OBP: 0.550, SLG: 0.667		0-0 1-3		0-0 1-3	0-0 K	0-0 FC4-6 BB		0-3 K	1	0	0	0	0	0	0		
<b>Inning Stats</b>	R: 0 H: 0 E: 0 LOB: 0 K: 0 BB: 0 S: 3 P: 3	R: 0 H: 0 E: 0 LOB: 1 K: 2 BB: 1 S: 7 P: 11	R: 0 H: 1 E: 1 LOB: 2 K: 2 BB: 0 S: 9 P: 9	R: 0 H: 0 E: 0 LOB: 0 K: 1 BB: 0 S: 5 P: 5	R: 1 H: 2 E: 0 LOB: 0 K: 1 BB: 0 S: 6 P: 6	R: 0 H: 0 E: 0 LOB: 0 K: 1 BB: 0 S: 5 P: 5	R: 0 H: 1 E: 0 LOB: 3 K: 0 BB: 2 S: 4 P: 12	R: 0 H: 1 E: 0 LOB: 1 K: 1 BB: 1 S: 6 P: 6	R: 0 H: 0 E: 0 LOB: 1 K: 1 BB: 1 S: 5 P: 9	1B: 2 SF: 0 2B: 2 SAC: 0 3B: 1 DP: 0 HR: 0 HBP: 0	WP: 0 PA: 37 PB: 0 SB: 1 CS: 1						
<b>PITCHER</b> Steve Rogers, R (1, 1) ERA: 2.59	IP WLS BF H R ER SO BB IBB HBP BLK WP HR S P ERA WHIP											<b>PITCHER</b> Steve Rogers, R (1, 1) ERA: 2.59	IP WLS BF H R ER SO BB IBB HBP BLK WP HR S P ERA WHIP				

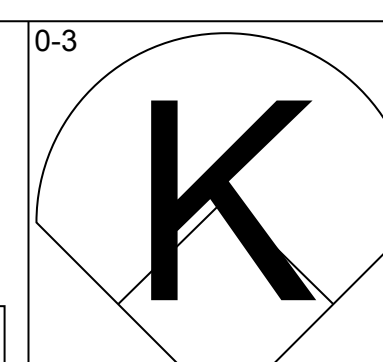
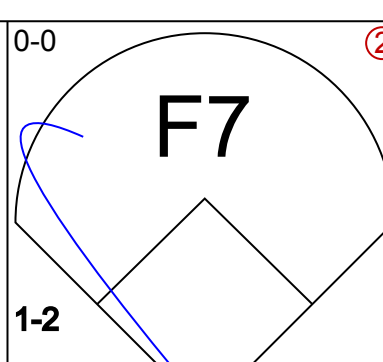
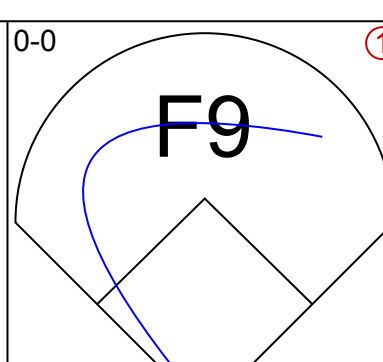
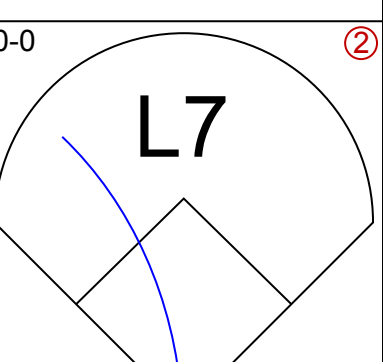
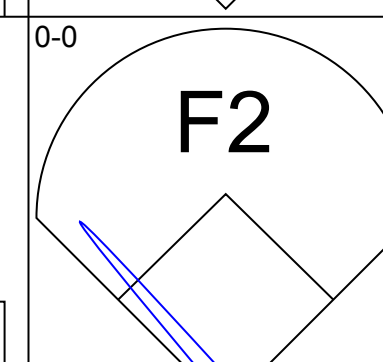
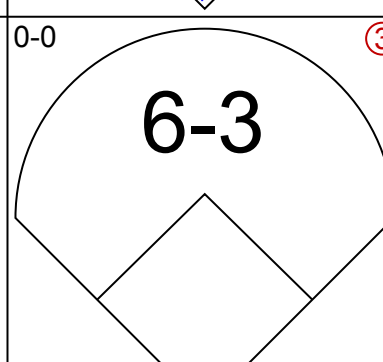
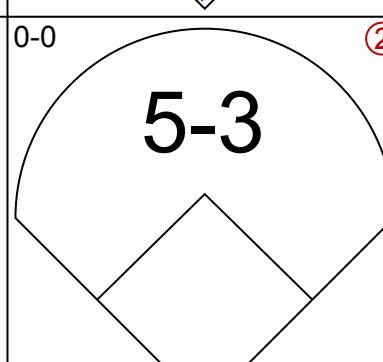
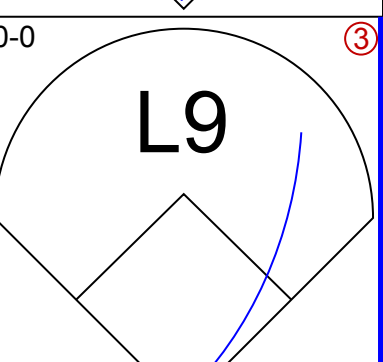
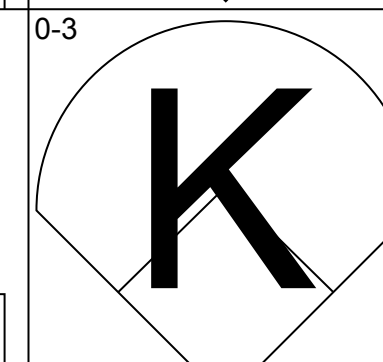
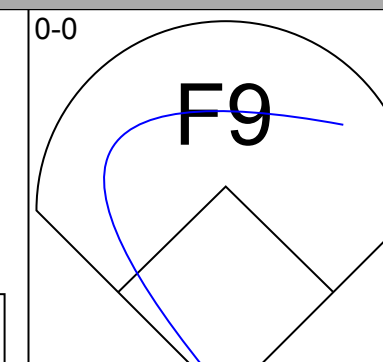
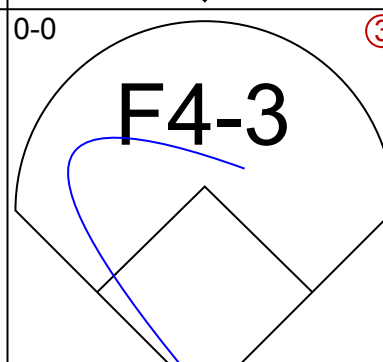
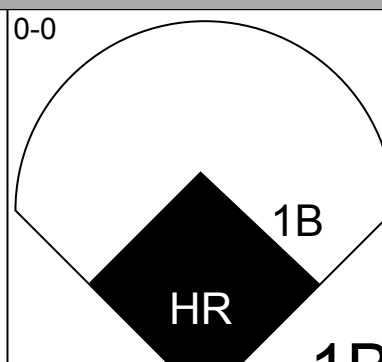
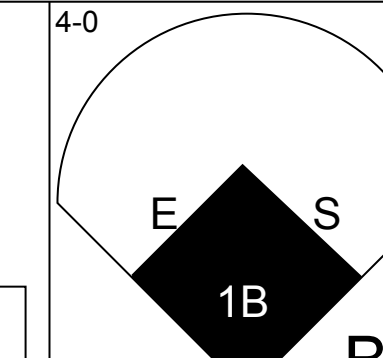
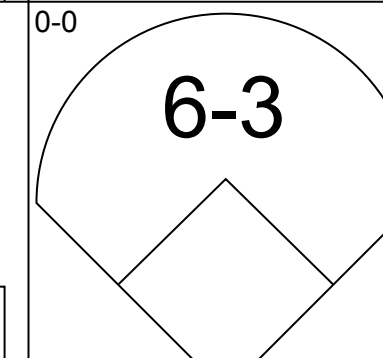
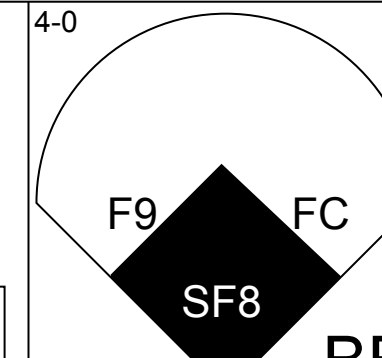
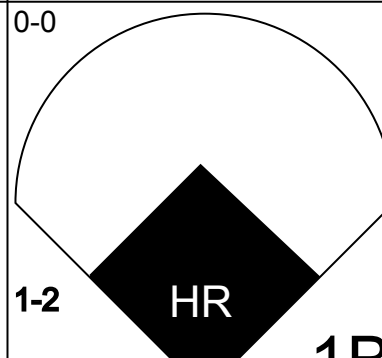
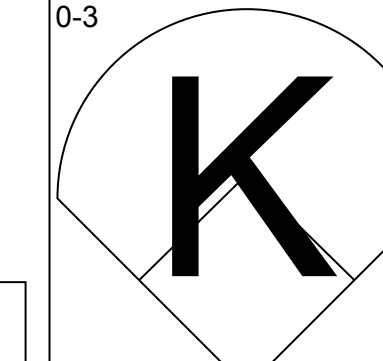
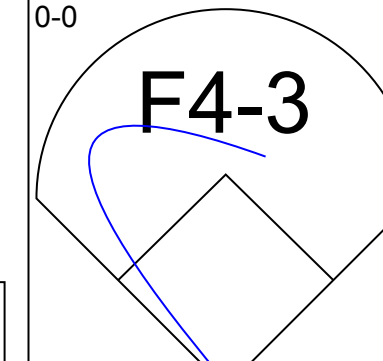
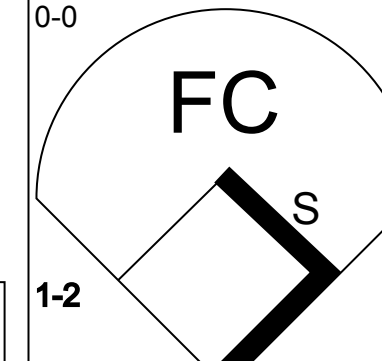
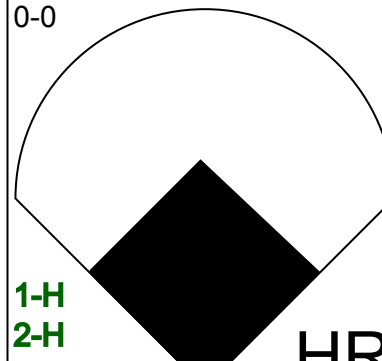
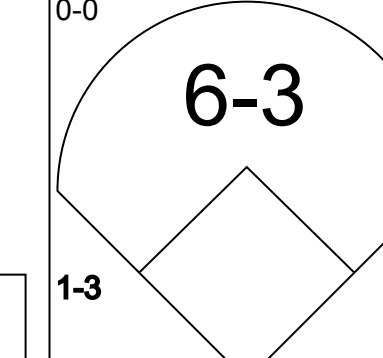
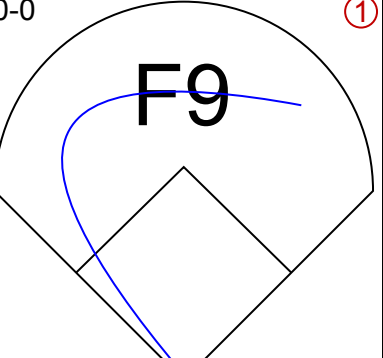
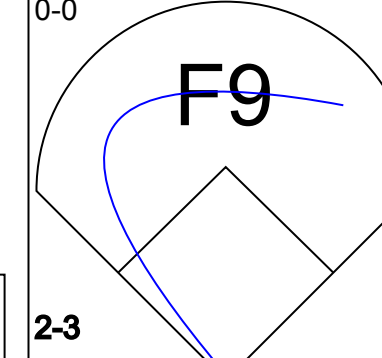
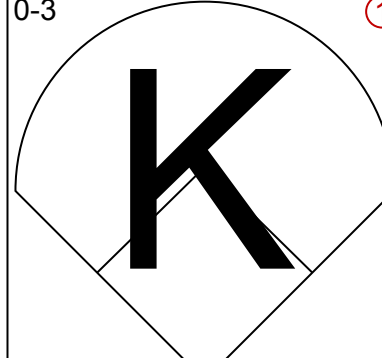
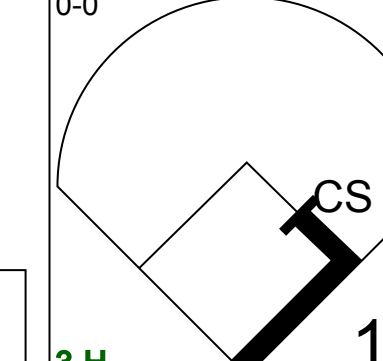
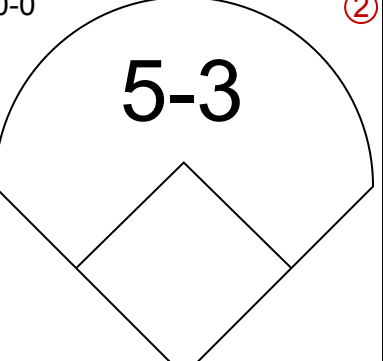
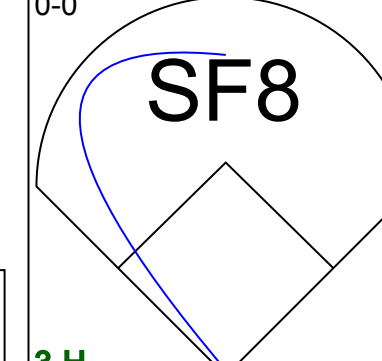
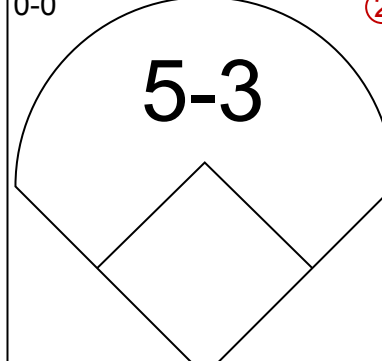
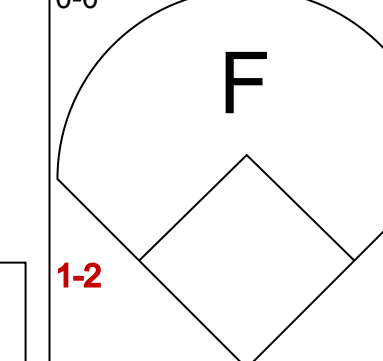
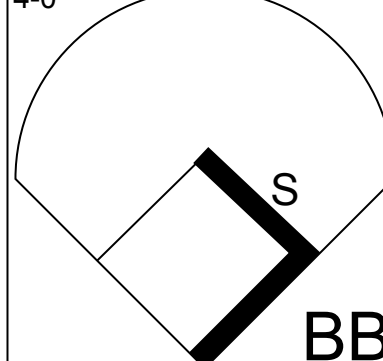

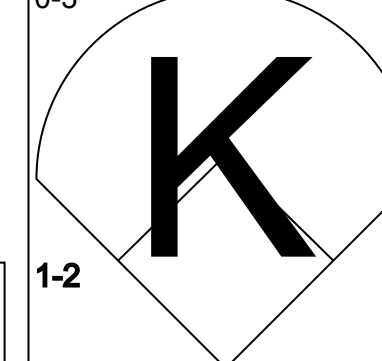
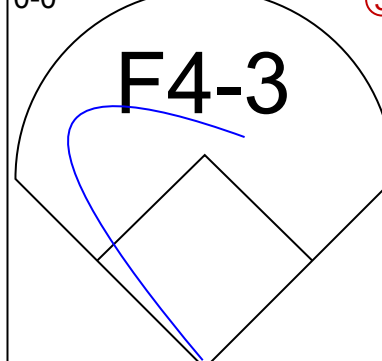

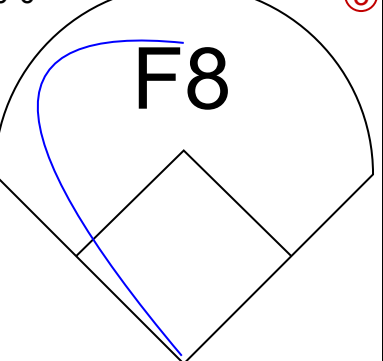
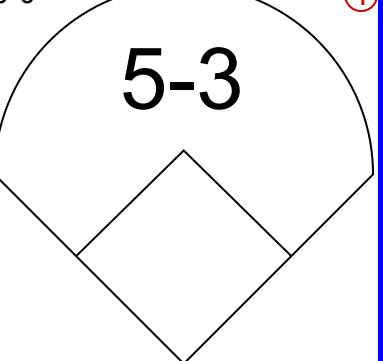
AB	32
R	1
H	5
RBI	1
BB	4
SO	9
LOB	14

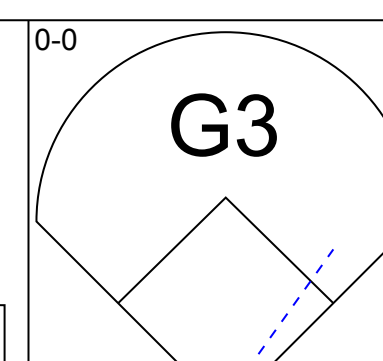
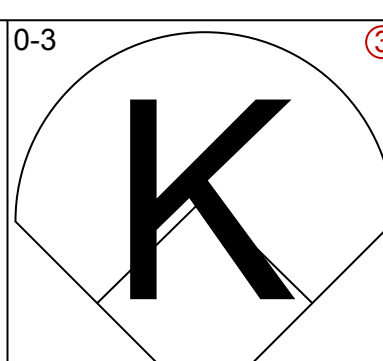
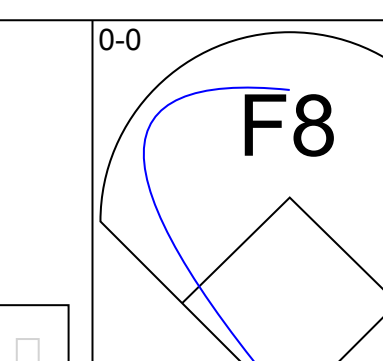
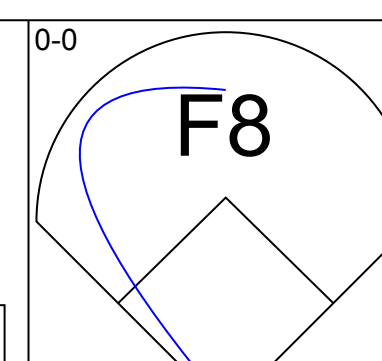
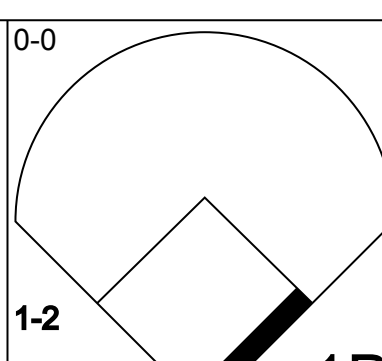
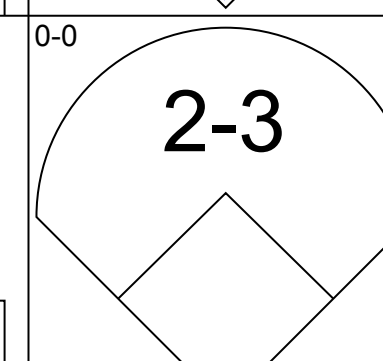
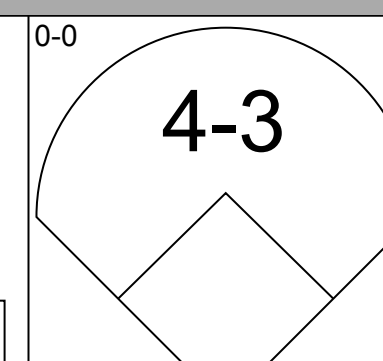
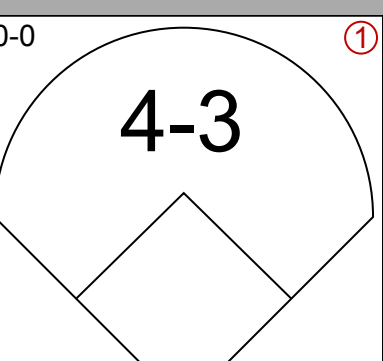
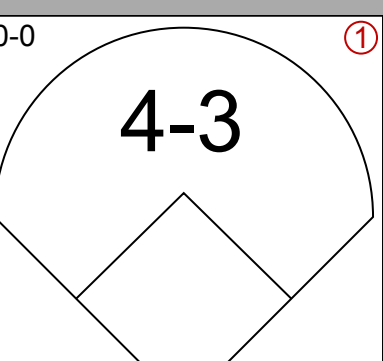
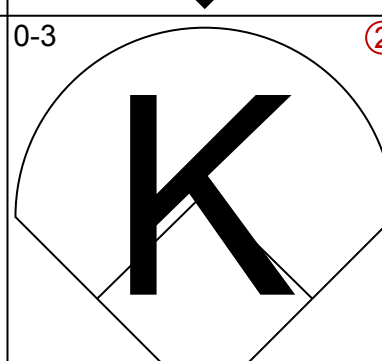
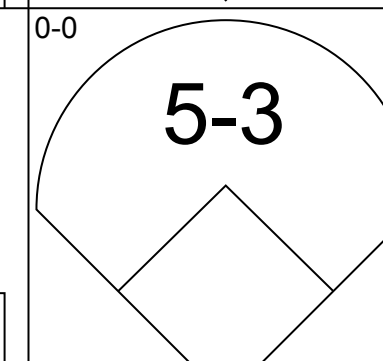
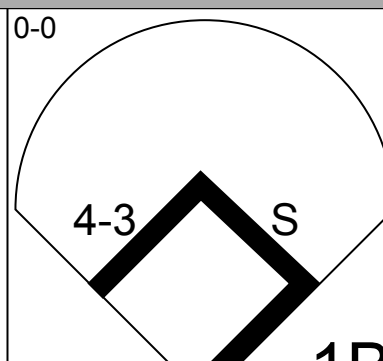
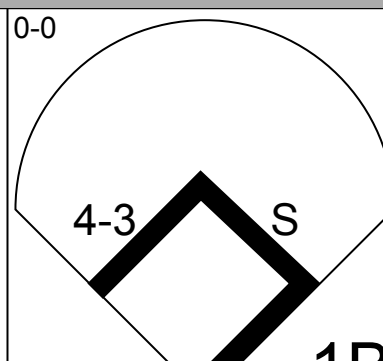
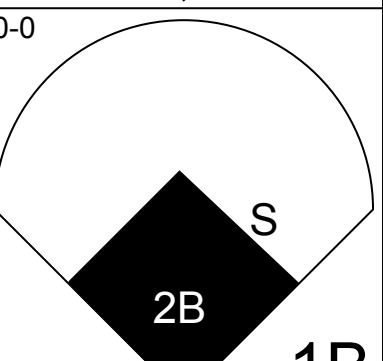
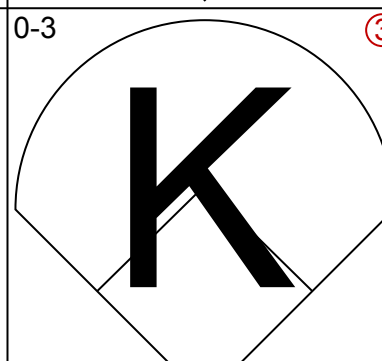
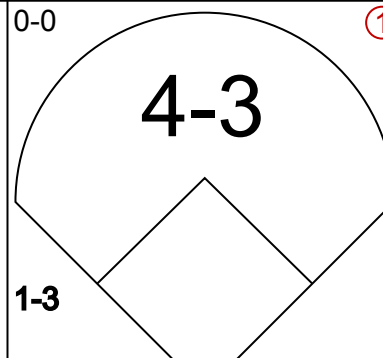
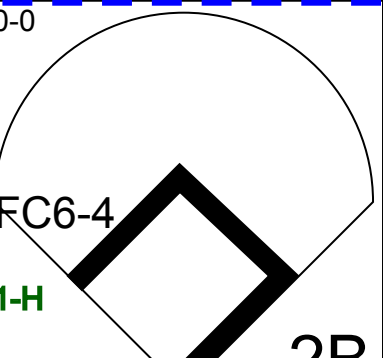
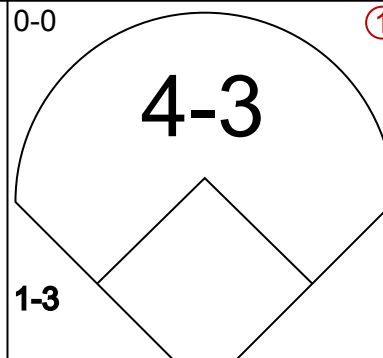
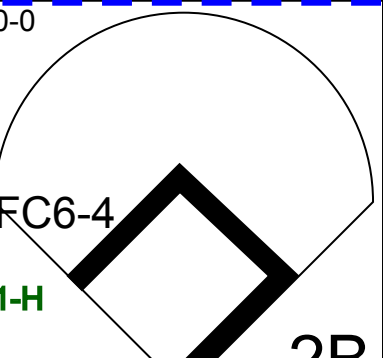
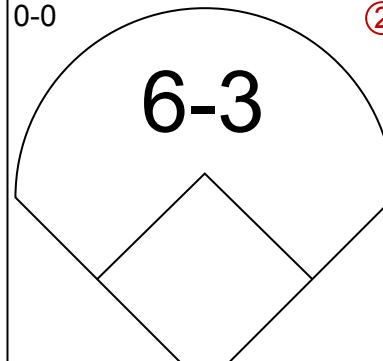
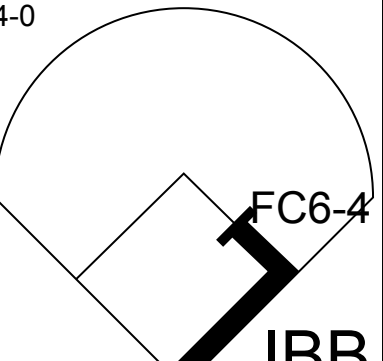
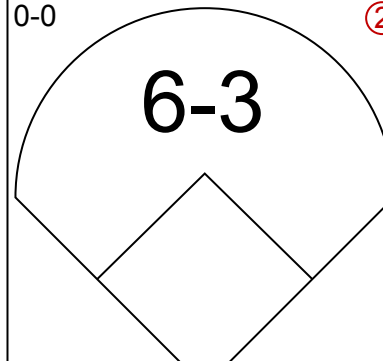
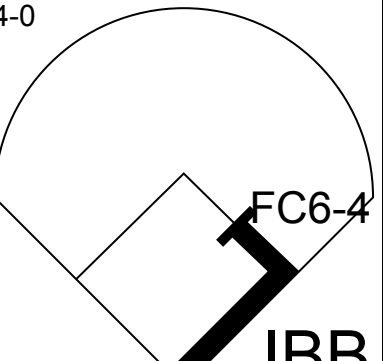
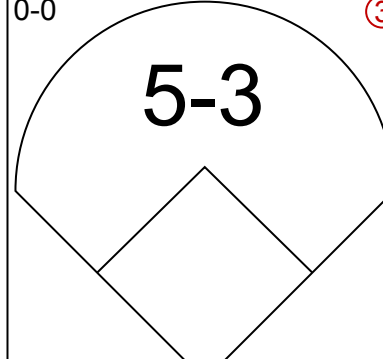
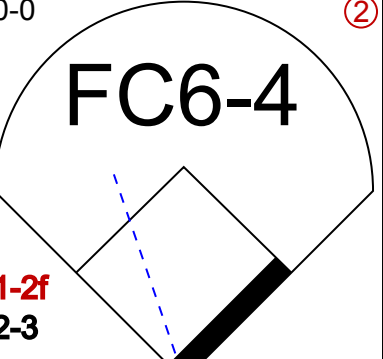
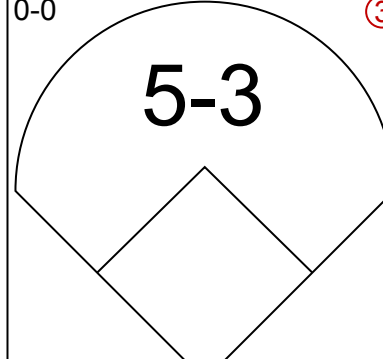
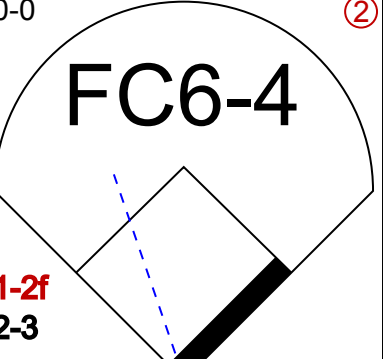
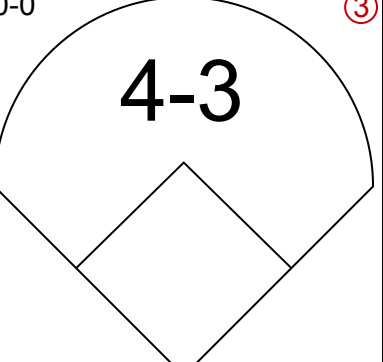
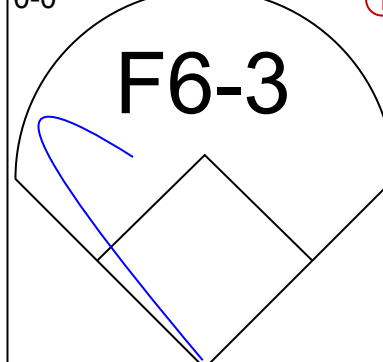
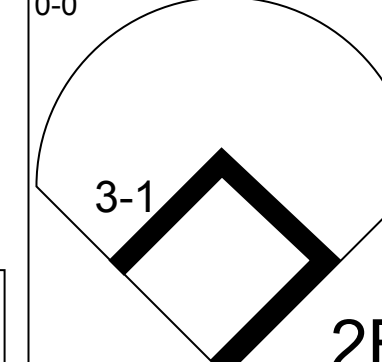

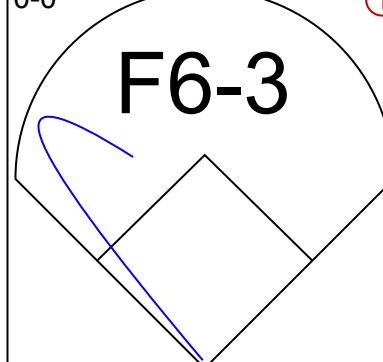
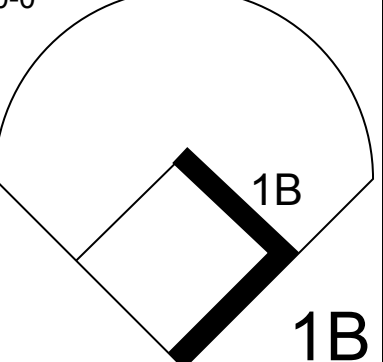
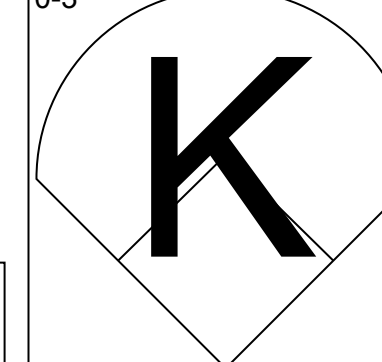


Batter	1	2	3	4	5	6	7	8	9	AB	R	H	RBI	BB	SO	LOB	BOTTOM
Tim Raines, S (1, 7) OBP: 0.323, SLG: 0.321	0-0 6-3	0-0 G4-6-3		0-0 4-3		4-0 3B IBB		0-0 F6		4	1	0	0	1	0	4	<b>Atlanta Braves @ Montreal Expos</b> Olympic Stadium, Montreal, QB Wed May 04 1983, 7:05 PM EDT Att: 10,193 - Unknown
Bryan Little, S (1, 6) OBP: 0.373, SLG: 0.344	0-0 3-1		0-0 1-3		0-0 4-3	0-0 3B		0-0 F8	5	0	1	2	0	0	0		
Andre Dawson, R (1, 8) OBP: 0.393, SLG: 0.741	0-0 1B		0-3 K		0-0 BB 1B	0-0 F7			4	1	2	0	0	1	1		
Al Oliver, L (1, 3) OBP: 0.318, SLG: 0.415	0-0 1B		0-0 4-3		0-0 F8		0-0 4-3		4	0	1	1	0	0	1		
Gary Carter, R (1, 2) OBP: 0.277, SLG: 0.446	0-0 E5			0-3 K	4-0 BB		0-0 FC3-6 2B		3	0	1	0	1	1	1		
Tim Lincecum, R (1, 5) OBP: 0.313, SLG: 0.473	0-3 K			0-0 HR	0-3 K		4-0 FC3-6 IBB		3	1	1	1	1	2	4		
Warren Cromartie, L (1, 9) OBP: 0.357, SLG: 0.355 Jim Wothford, R (7, PH) OBP: 0.333, SLG: 0.533		0-0 FC5-4 1B		0-0 SH1-3 2B		0-0 SH3-4 3B 1B	0-0 FC3-6 1B	0-0 1-2 2-3	3	1	3	0	0	0	0		
Doug Flynn, R (1, 4) OBP: 0.237, SLG: 0.267	0-0 FC5-4 HBP		0-0 SH1-3 1B		0-0 F3		0-0 F2		4	0	1	0	0	0	4		
Steve Rogers, R (1, 1) OBP: 0.133, SLG: 0.071	1-0 G4-6-3 HBP		0-0 SH1-3		0-0 SH3-4		0-0 F8		1	0	0	0	0	0	0		
<b>Inning Stats</b>	R: 1 H: 2 E: 1 LOB: 2 K: 1 BB: 0 S: 8 P: 8	R: 0 H: 1 E: 0 LOB: 1 K: 0 BB: 0 S: 3 P: 4	R: 0 H: 0 E: 0 LOB: 0 K: 1 BB: 0 S: 5 P: 5	R: 1 H: 3 E: 0 LOB: 2 K: 1 BB: 0 S: 8 P: 8	R: 0 H: 1 E: 0 LOB: 1 K: 1 BB: 1 S: 6 P: 10	R: 2 H: 2 E: 0 LOB: 1 K: 0 BB: 1 S: 5 P: 9	R: 0 H: 1 E: 0 LOB: 2 K: 0 BB: 1 S: 4 P: 8	R: 0 H: 0 E: 0 LOB: 0 K: 0 BB: 0 S: 3 P: 3	1B: 6 SF: 0 2B: 2 SAC: 2 3B: 1 DP: 1 HR: 1 HBP: 1	WP: 0 PA: 38 PB: 0 SB: 1 CS: 0							
<b>PITCHER</b> Rick Camp, R (1, 1) ERA: 2.83 Rick Mahler, R (5, 1) ERA: 6.49 Pete Falcone, L (7, 1) ERA: 2.38	IP WLS BF H R ER SO BB IBB HBP BLK WP HR S P ERA WHIP											<b>PITCHER</b> Rick Camp, R (1, 1) ERA: 2.83 Rick Mahler, R (5, 1) ERA: 6.49 Pete Falcone, L (7, 1) ERA: 2.38	IP WLS BF H R ER SO BB IBB HBP BLK WP HR S P ERA WHIP				





Batter	1	2	3	4	5	6	7	8	9	AB	R	H	RBI	BB	SO	LOB	TOP								
<b>Pete Rose, S</b> (1, 9) OBP: 0.327, SLG: 0.356										4	0	0	0	0	1	1	<b>Philadelphia Phillies @ Montreal Expos</b> Olympic Stadium, Montreal, QB Fri May 06 1983, 7:05 PM EDT Att: 25,178 - Unknown								
<b>Gary Matthews, R</b> (1, 7) OBP: 0.333, SLG: 0.373 <b>Larry Milbourne, S</b> (8, 4) OBP: 0.300, SLG: 0.333										4	0	0	0	0	0	1									
<b>Joe Morgan, L</b> (1, 4) OBP: 0.408, SLG: 0.338 <b>Greg Gross, L</b> (8, 7) OBP: 0.436, SLG: 0.500										3	0	0	0	0	1	0									
<b>Mike Schmidt, R</b> (1, 5) OBP: 0.510, SLG: 0.726										2	3	1	0	2	0	0									
<b>Tony Perez, R</b> (1, 3) OBP: 0.374, SLG: 0.476										4	1	1	3	0	1	2									
<b>Bo Diaz, R</b> (1, 2) OBP: 0.337, SLG: 0.405										4	0	0	0	0	1	3									
<b>Garry Maddox, R</b> (1, 8) OBP: 0.393, SLG: 0.473										3	0	1	2	0	0	0									
<b>Ivan De Jesus, R</b> (1, 6) OBP: 0.308, SLG: 0.250										4	0	1	0	1	1	2									
<b>John Denny, R</b> (1, 1) OBP: 0.118, SLG: 0.063 <b>Al Holland, R</b> (8, 1) <b>Ron Reed, R</b> (8, 1)										3	0	0	0	0	1	2									
<b>Inning Stats</b>	R: 0 E: 0 K: 2 S: 7	H: 0 LOB: 0 BB: 0 P: 7	R: 1 E: 0 K: 1 S: 5	H: 1 LOB: 0 BB: 1 P: 9	R: 0 E: 0 K: 1 S: 5	H: 0 LOB: 1 BB: 1 P: 9	R: 0 E: 0 K: 0 S: 3	H: 0 LOB: 0 BB: 0 P: 3	R: 0 E: 0 K: 0 S: 4	H: 1 LOB: 1 BB: 0 P: 4	R: 0 E: 0 K: 0 S: 3	H: 0 LOB: 0 BB: 0 P: 3	R: 1 E: 0 K: 1 S: 6	H: 0 LOB: 1 BB: 1 P: 10	R: 0 E: 0 K: 0 S: 3	H: 0 LOB: 0 BB: 0 P: 3		R: 3 E: 0 K: 1 S: 8	H: 3 LOB: 0 BB: 0 P: 8	1B: 4 2B: 0 3B: 0 HR: 1	SF: 1 SAC: 0 DP: 0 HBP: 0	WP: 0 PB: 0 SB: 3 CS: 1	PA: 36		
<b>PITCHER</b>	IP	WLS	BF	H	R	ER	SO	BB	IBB	HBP	BLK	WP	HR	S	P	ERA	WHIP								
<b>Charlie Lea, R</b> (1, 1) ERA: 2.37 <b>Bryn Smith, R</b> (8, 1) ERA: 4.09	7.0	L	27	2	2	1	5	3	0	0	0	0	0	33	45	1.29	0.714								

Batter	1	2	3	4	5	6	7	8	9	AB	R	H	RBI	BB	SO	LOB	BOTTOM									
<b>Tim Raines, S</b> (1, 7) OBP: 0.327, SLG: 0.326										5	0	2	0	0	1	1	<b>Philadelphia Phillies @ Montreal Expos</b> Olympic Stadium, Montreal, QB Fri May 06 1983, 7:05 PM EDT Att: 25,178 - Unknown									
<b>Bryan Little, S</b> (1, 6) OBP: 0.350, SLG: 0.319										5	0	0	0	0	2	4										
<b>Andre Dawson, R</b> (1, 8) OBP: 0.394, SLG: 0.721										5	1	2	0	0	1	2										
<b>Al Oliver, L</b> (1, 3) OBP: 0.337, SLG: 0.465										4	1	3	1	0	0	1										
<b>Gary Carter, R</b> (1, 2) OBP: 0.290, SLG: 0.441										3	0	1	1	1	0	2										
<b>Tim Lincecum, R</b> (1, 5) OBP: 0.298, SLG: 0.449										4	0	0	0	0	0	6										
<b>Warren Cromartie, L</b> (1, 9) OBP: 0.350, SLG: 0.396										4	0	1	0	0	0	3										
<b>Doug Flynn, R</b> (1, 4) OBP: 0.250, SLG: 0.269										3	0	1	0	1	1	1										
<b>Charlie Lea, R</b> (1, 1) <b>Jerry White, S</b> (7, PH) <b>Bryn Smith, R</b> (8, 1) <b>Terry Francona, L</b> (8, PH) OBP: 0.200, SLG: 0.240										2	0	0	0	0	1	1										
<b>Inning Stats</b>	R: 0 E: 0 K: 0 S: 3	H: 0 LOB: 0 BB: 0 P: 3	R: 0 E: 0 K: 0 S: 4	H: 1 LOB: 1 BB: 0 P: 4	R: 0 E: 0 K: 1 S: 5	H: 0 LOB: 0 BB: 0 P: 5	R: 1 E: 1 K: 0 S: 5	H: 2 LOB: 1 BB: 0 P: 5	R: 0 E: 0 K: 2 S: 9	H: 2 LOB: 2 BB: 0 P: 9	R: 0 E: 0 K: 0 S: 4	H: 1 LOB: 1 BB: 0 P: 4	R: 0 E: 0 K: 1 S: 6	H: 1 LOB: 1 BB: 0 P: 6	R: 1 E: 0 K: 0 S: 5	H: 2 LOB: 2 BB: 1 P: 9		R: 0 E: 0 K: 3 S: 10	H: 1 LOB: 2 BB: 1 P: 14	1B: 7 2B: 2 3B: 1 HR: 0	SF: 0 SAC: 0 DP: 1 HBP: 0	WP: 0 PB: 0 SB: 2 CS: 0	PA: 39			
<b>PITCHER</b>	IP	WLS	BF	H	R	ER	SO	BB	IBB	HBP	BLK	WP	HR	S	P	ERA	WHIP									
<b>John Denny, R</b> (1, 1) ERA: 2.28 <b>Al Holland, L</b> (8, 1) <b>Ron Reed, R</b> (8, 1) ERA: 2.6	7.1		30	8	2	2	4	8	2	2	4	0	0	0	0	38	2.46	1.091								



Batter	1	2	3	4	5	6	7	8	9	AB	R	H	RBI	BB	SO	LOB	TOP			
<b>Pete Rose, S</b> OBP: 0.314, SLG: 0.340 (1, 9)	4-3	F7			1-3			L7		4	0	0	0	0	0	0	<b>Philadelphia Phillies @ Montreal Expos</b> Olympic Stadium, Montreal, QB Sat May 07 1983, 3:33 AM EDT Att: 25,191 - Unknown			
<b>Gary Matthews, R</b> OBP: 0.340, SLG: 0.372 (1, 7)	BB 1B 1B		5-3		BB			2-3		3	1	1	0	1	0	0				
<b>Mike Schmidt, R</b> OBP: 0.510, SLG: 0.714 (1, 5)	BB 1B 1B		FC6-4 1B		K			F7		4	1	2	0	0	1	1				
<b>Tony Perez, R</b> OBP: 0.368, SLG: 0.460 (1, 3)	1B 1-2 2-3 BB		F3		K			1-3		3	0	0	0	1	1	1				
<b>Bo Diaz, R</b> OBP: 0.333, SLG: 0.397 (1, 2)	1-2 2-H 3-H 1B		FC6-4		5-3			F8		4	0	1	2	0	0	1				
<b>Gary Maddox, R</b> OBP: 0.359, SLG: 0.441 (1, 8)	K				6-3			6-3		4	0	0	0	0	1	2				
<b>Sid Monge, S</b> (9, 1)	K				3-1					0	0	0	0	0	0	0				
<b>Larry Milbourne, S</b> OBP: 0.281, SLG: 0.286 (1, 4)	F3				4-3			G2		3	0	0	0	0	0	2				
<b>Ivan De Jesus, R</b> OBP: 0.296, SLG: 0.239 (1, 6)			K		6-3			L4		3	0	0	0	0	1	0				
<b>Larry Christenson, R</b> (1, 1)			6-3					K		3	0	0	0	0	2	0				
<b>Porfi Altamirano, R</b> (8, 1)			6-3					K		0	0	0	0	0	0	0				
<b>Greg Gross, L</b> OBP: 0.436, SLG: 0.500 (9, 8)								K		0	0	0	0	0	0	0				
<b>Inning Stats</b>	R: 2 E: 0 K: 1 S: 8	H: 3 LOB: 2 BB: 1 P: 12	R: 0 E: 0 K: 1 S: 5	H: 0 LOB: 0 BB: 0 P: 5	R: 0 E: 0 K: 0 S: 4	H: 1 LOB: 1 BB: 0 P: 4	R: 0 E: 0 K: 0 S: 3	H: 0 LOB: 0 BB: 0 P: 3	R: 0 E: 0 K: 2 S: 7	H: 0 LOB: 1 BB: 1 P: 11	R: 0 E: 0 K: 1 S: 5	H: 0 LOB: 0 BB: 0 P: 5	R: 0 E: 0 K: 0 S: 3	H: 0 LOB: 0 BB: 0 P: 3	R: 0 E: 0 K: 0 S: 3	H: 0 LOB: 0 BB: 0 P: 3	1B: 4 2B: 0 3B: 0 HR: 0	SF: 0 SAC: 0 DP: 0 HBP: 0	WP: 0 PB: 0 SB: 0 CS: 0	PA: 33
<b>PITCHER</b> <b>Bill Gullickson, R</b> ERA: 3.89 (1, 1)	IP: 9.0 WLS: W BF: 33 H: 4 R: 2 ER: 2 SO: 6 BB: 2 IBB: 0 HBP: 0 BLK: 0 WP: 0 HR: 0 S: 43 P: 51 ERA: 2.00 WHIP: 0.667																			

Batter	1	2	3	4	5	6	7	8	9	AB	R	H	RBI	BB	SO	LOB	BOTTOM			
<b>Tim Raines, S</b> OBP: 0.349, SLG: 0.337 (1, 7)	S BB		FC3-6 BB			E 1B SF8 1B		G3		3	1	2	1	2	0	0	<b>Philadelphia Phillies @ Montreal Expos</b> Olympic Stadium, Montreal, QB Sat May 07 1983, 3:33 AM EDT Att: 25,191 - Unknown			
<b>Warren Cromartie, L</b> OBP: 0.359, SLG: 0.404 (1, 9)	1-3 1-2		FC3-6 S			E7 1B		6-3 1B		4	0	2	0	0	0	2				
<b>Andre Dawson, R</b> OBP: 0.378, SLG: 0.697 (1, 8)	6-3		L9			SF8		6-3		3	0	0	1	0	0	3				
<b>Al Oliver, L</b> OBP: 0.333, SLG: 0.449 (1, 3)	F5					F8		F8		3	0	0	0	1	0	2				
<b>Tim Wallach, R</b> OBP: 0.295, SLG: 0.476 (1, 5)						F2		P6		4	1	1	1	0	0	3				
<b>Chris Speier, R</b> OBP: 0.364, SLG: 0.316 (1, 6)						6-3				4	0	1	0	0	0	0				
<b>Bobby Ramos, R</b> OBP: 0.275, SLG: 0.571 (1, 2)										3	0	0	0	0	2	1				
<b>Doug Flynn, R</b> OBP: 0.250, SLG: 0.269 (9, PR)										0	1	0	0	0	0	0				
<b>Bryan Little, S</b> OBP: 0.345, SLG: 0.315 (1, 4)										4	0	1	0	0	1	1				
<b>Bill Gullickson, R</b> (1, 1)										3	0	0	0	0	2	1				
<b>Terry Francona, L</b> OBP: 0.200, SLG: 0.240 (9, PH)										0	0	0	0	0	0	0				
<b>Jim Wohlford, R</b> OBP: 0.313, SLG: 0.500 (9, PH)										1	0	0	0	0	0	2				
<b>Inning Stats</b>	R: 0 E: 0 K: 0 S: 3	H: 0 LOB: 1 BB: 1 P: 7	R: 1 E: 0 K: 1 S: 6	H: 1 LOB: 0 BB: 0 P: 6	R: 0 E: 0 K: 0 S: 3	H: 0 LOB: 1 BB: 1 P: 7	R: 0 E: 0 K: 0 S: 3	H: 0 LOB: 0 BB: 0 P: 3	R: 0 E: 1 K: 0 S: 5	H: 2 LOB: 1 BB: 0 P: 5	R: 0 E: 0 K: 3 S: 10	H: 1 LOB: 1 BB: 0 P: 10	R: 0 E: 0 K: 0 S: 4	H: 1 LOB: 2 BB: 1 P: 8	R: 1 E: 0 K: 0 S: 4	H: 2 LOB: 2 BB: 0 P: 5	1B: 6 2B: 0 3B: 0 HR: 1	SF: 1 SAC: 0 DP: 0 HBP: 1	WP: 0 PB: 0 SB: 2 CS: 0	PA: 37
<b>PITCHER</b> <b>Larry Christenson, R</b> ERA: 3.18 (1, 1)	IP: 7.1 WLS: L BF: 29 H: 5 R: 2 ER: 1 SO: 5 BB: 2 IBB: 0 HBP: 0 BLK: 0 WP: 0 HR: 1 S: 37 P: 45 ERA: 1.23 WHIP: 0.955																			
<b>Porfi Altamirano, R</b> ERA: 2.57 (8, 1)	IP: 1.0 WLS: L BF: 6 H: 1 R: 1 ER: 1 SO: 0 BB: 0 IBB: 1 HBP: 1 BLK: 0 WP: 0 HR: 0 S: 4 P: 9 ERA: 9.00 WHIP: 1.000																			
<b>Sid Monge, L</b> ERA: 5.06 (9, 1)	IP: 0.1 WLS: L BF: 2 H: 1 R: 0 ER: 0 SO: 0 BB: 0 IBB: 0 HBP: 0 BLK: 0 WP: 0 HR: 0 S: 2 P: 2 ERA: 0.00 WHIP: 3.000																			





Batter	1	2	3	4	5	6	7	8	9	AB	R	H	RBI	BB	SO	LOB	TOP			
Tim Raines, S OBP: 0.351, SLG: 0.333 (1, 7)	F7	F9																		
Warren Cromartie, L OBP: 0.466, SLG: 0.458 (1, 9)	FC1-4																			
Andre Dawson, R OBP: 0.369, SLG: 0.670 (1, 8)	FC1-4																			
Al Oliver, L OBP: 0.327, SLG: 0.436 Terry Francona, L OBP: 0.200, SLG: 0.240 (9, 3)	PO																			
Gary Carter, R OBP: 0.297, SLG: 0.476 (1, 2)																				
Tim Lincecum, R OBP: 0.315, SLG: 0.488 (1, 5)																				
Chris Speier, R OBP: 0.308, SLG: 0.261 (1, 6)																				
Bryan Little, S OBP: 0.341, SLG: 0.307 (1, 4)																				
Steve Rogers, R OBP: 0.158, SLG: 0.111 (1, 1)																				
<b>Inning Stats</b>	R: 0 E: 0 K: 0 S: 3	H: 1 LOB: 0 BB: 0 P: 3	R: 2 E: 0 K: 1 S: 8	H: 3 LOB: 2 BB: 1 P: 12	R: 0 E: 0 K: 0 S: 4	H: 1 LOB: 1 BB: 0 P: 4	R: 0 E: 0 K: 0 S: 3	H: 2 LOB: 2 BB: 1 P: 3	R: 1 E: 0 K: 0 S: 5	H: 0 LOB: 0 BB: 0 P: 3	R: 0 E: 0 K: 1 S: 6	H: 1 LOB: 1 BB: 0 P: 6	R: 1 E: 0 K: 1 S: 7	H: 2 LOB: 2 BB: 0 P: 11	R: 1 E: 1 K: 0 S: 5	H: 2 LOB: 1 BB: 0 P: 5	1B: 11 2B: 1 3B: 0 HR: 1	SF: 1 SAC: 0 DP: 3 HBP: 0	WP: 0 PB: 0 SB: 1 CS: 0	PA: 42
<b>PITCHER</b>	IP WLS BF H R ER SO BB IBB HBP BLK WP HR S P ERA WHIP																			
Rick Camp, R ERA: 3.14 Gene Garber, R ERA: 2.38 (8, 1)	7.1 L 33 11 4 4 2 2 2 0 0 0 0 1 35 43 4.91 1.773																			

TOP

Mon May 09 1983, 7:05 PM EDT  
Att: 16,231 - Unknown

Montreal Expos @ Atlanta Braves  
Atlanta-Fulton County Stadium, Atlanta, GA

AB 37  
R 5  
H 13  
RBI 5  
BB 3  
SO 3  
LOB 24



Batter	1	2	3	4	5	6	7	8	9	AB	R	H	RBI	BB	SO	LOB	BOTTOM					
Claudell Washington, L OBP: 0.299, SLG: 0.364 (1, 9)	4-3																					
Rafael Ramirez, R OBP: 0.291, SLG: 0.322 (1, 6)	4-3																					
Dale Murphy, R OBP: 0.469, SLG: 0.641 (1, 8)	F7																					
Bob Horner, R OBP: 0.345, SLG: 0.500 (1, 5)																						
Chris Chambliss, L OBP: 0.354, SLG: 0.547 (1, 3)																						
Terry Harper, R OBP: 0.414, SLG: 0.435 (1, 7)																						
Glenn Hubbard, R OBP: 0.420, SLG: 0.518 Gene Garber, R OBP: 0.231, SLG: 0.167 (8, 1)																						
Bruce Benedict, R OBP: 0.434, SLG: 0.438 (1, 2)																						
Rick Camp, R OBP: 0.111, SLG: 0.125 Jerry Royster, R OBP: 0.231, SLG: 0.167 (8, 4)																						
<b>Inning Stats</b>	R: 0 E: 0 K: 0 S: 3	H: 0 LOB: 0 BB: 0 P: 3	R: 0 E: 0 K: 1 S: 5	H: 0 LOB: 1 BB: 1 P: 9	R: 0 E: 0 K: 0 S: 3	H: 0 LOB: 0 BB: 0 P: 3	R: 1 E: 0 K: 0 S: 5	H: 2 LOB: 2 BB: 1 P: 9	R: 0 E: 0 K: 0 S: 3	H: 0 LOB: 0 BB: 0 P: 3	R: 0 E: 0 K: 0 S: 3	H: 1 LOB: 0 BB: 0 P: 3	R: 1 E: 0 K: 1 S: 6	H: 2 LOB: 0 BB: 0 P: 6	R: 0 E: 0 K: 0 S: 3	H: 0 LOB: 0 BB: 0 P: 3	R: 1 E: 0 K: 1 S: 6	H: 1 LOB: 0 BB: 0 P: 6	1B: 3 2B: 1 3B: 1 HR: 1	SF: 0 SAC: 0 DP: 2 HBP: 0	WP: 1 PB: 0 SB: 0 CS: 0	PA: 33
<b>PITCHER</b>	IP WLS BF H R ER SO BB IBB HBP BLK WP HR S P ERA WHIP																					
Steve Rogers, R ERA: 2.85 (1, 1)	9.0 W 33 6 3 3 3 2 0 0 0 1 1 37 45 3.00 0.889																					

BOTTOM


Mon May 09 1983, 7:05 PM EDT  
Att: 16,231 - Unknown


Montreal Expos @ Atlanta Braves  
Atlanta-Fulton County Stadium, Atlanta, GA

AB 31  
R 3  
H 6  
RBI 2  
BB 2  
SO 3  
LOB 11






Batter	1	2	3	4	5	6	7	8	9	AB	R	H	RBI	BB	SO	LOB	TOP			
Tim Raines, S OBP: 0.357, SLG: 0.333 (1, 7)	FC3-6 E BB		6-3			F7		FC1-4 1B		3	0	1	2	1	0	0	<p><b>Montreal Expos @ Atlanta Braves</b> Atlanta-Fulton County Stadium, Atlanta, GA Tue May 10 1983, 7:05 PM EDT Att: 16,977 - Unknown</p> <p>livebaseballscores.com</p> <p>AB 33 R 2 H 5 RBI 2 BB 1 SO 3 LOB 14</p> 			
Warren Cromartie, L OBP: 0.359, SLG: 0.456 Jim Wohlford, R OBP: 0.353, SLG: 0.529 Doug Flynn, R OBP: 0.250, SLG: 0.289 (1, 9) (8, PH) (8, 4)	E6 FC3-6		4-3			4-1		FC1-4 1B		3	0	0	0	0	0	1				
Andre Dawson, R OBP: 0.355, SLG: 0.643 (1, 8)	FC3-6 1-3 1-2 2-3			F4			F3	FC1-4 FC4-6		4	0	0	0	0	0	4				
Al Oliver, L OBP: 0.314, SLG: 0.418 Ray Burris, R (8, 1)	1-3			4-3			4-3	FC4-6		4	0	0	0	0	0	4				
Gary Carter, R OBP: 0.295, SLG: 0.478 (1, 2)	F5			K					F6	4	0	1	0	0	1	2				
Tim Lincecum, R OBP: 0.302, SLG: 0.467 (1, 5)		5-3							F9	4	0	0	0	0	1	1				
Chris Speier, R OBP: 0.286, SLG: 0.240 Terry Francona, L OBP: 0.222, SLG: 0.259 (8, PH) (8, 3)	F3			1-4-3				4-3 1B 1B	5-3	2	0	0	0	0	0	0				
Bryan Little, S OBP: 0.341, SLG: 0.308 (8, 6)	6-3			F8				4-3 1B 1B		3	1	1	0	0	0	0				
Scott Sanderson, R OBP: 0.182, SLG: 0.273 Bryn Smith, R Jerry White, S (8, PH) (8, 9)			K			F8		4-3		2	0	0	0	0	1	0				
								1-2 2-3		0	0	0	0	0	0	0				
										1	0	0	0	0	0	2				
<b>Inning Stats</b>	R: 0 E: 1 K: 0 S: 4	H: 0 LOB: 2 BB: 1 P: 8	R: 0 E: 0 K: 0 S: 3	H: 0 LOB: 0 BB: 0 P: 3	R: 0 E: 0 K: 1 S: 5	H: 0 LOB: 0 BB: 0 P: 5	R: 0 E: 0 K: 1 S: 5	H: 0 LOB: 0 BB: 0 P: 5	R: 0 E: 0 K: 0 S: 3	H: 0 LOB: 0 BB: 0 P: 3	R: 0 E: 0 K: 0 S: 6	H: 1 LOB: 1 BB: 0 P: 6	R: 2 E: 0 K: 0 S: 7	H: 4 LOB: 2 BB: 0 P: 7	R: 0 E: 0 K: 0 S: 3	H: 0 LOB: 0 BB: 0 P: 3	1B: 4 2B: 1 3B: 0 HR: 0	SF: 0 SAC: 0 DP: 0 HBP: 0	WP: 0 PB: 0 CS: 0	PA: 34
<b>PITCHER</b>	IP WLS BF H R ER SO BB IBB HBP BLK WP HR S P ERA WHIP	IP WLS BF H R ER SO BB IBB HBP BLK WP HR S P ERA WHIP																		
Craig McMurry, R ERA: 2.75 (1, 1)	7.1 W 28 4 2 2 3 1 0 0 0 0 0 0 33 37 2.46 0.682																			
Terry Forster, L ERA: (8, 1)	0.0 1 1 0 0 0 0 0 0 0 0 0 0 1 1 ∞ ∞																			
Steve Bedrosian, R ERA: 2.89 (8, 1)	1.2 S 5 0 0 0 0 0 0 0 0 0 0 0 5 5 0.00 0.000																			

Batter	1	2	3	4	5	6	7	8	9	AB	R	H	RBI	BB	SO	LOB	BOTTOM			
Claudell Washington, L OBP: 0.303, SLG: 0.396 Brett Butler, L OBP: 0.304, SLG: 0.287 (1, 9) (8, PH) (7, 8)	HR		F8			4-3	6-3			2	1	1	1	0	0	0	<p><b>Montreal Expos @ Atlanta Braves</b> Atlanta-Fulton County Stadium, Atlanta, GA Tue May 10 1983, 7:05 PM EDT Att: 16,977 - Unknown</p> <p>livebaseballscores.com</p> <p>AB 27 R 4 H 6 RBI 4 BB 3 SO 4 LOB 7</p> 			
Rafael Ramirez, R OBP: 0.288, SLG: 0.314 (1, 6)	6-3		F9			F7		CS BB		3	0	0	0	1	0	0				
Dale Murphy, R OBP: 0.453, SLG: 0.615 (7, 7)	4-3			K		4-3		F9		4	0	0	0	0	1	1				
Bob Horner, R OBP: 0.342, SLG: 0.490 (1, 5)	F3			K				F9		4	1	1	0	0	1	1				
Chris Chambliss, L OBP: 0.343, SLG: 0.528 (1, 3)		F6		6-3		F7		CS		3	0	0	0	0	0	1				
Terry Harper, R OBP: 0.438, SLG: 0.440 (7, 9)		K				CS 1B		3B BB		2	1	1	0	1	1	0				
Glenn Hubbard, R OBP: 0.427, SLG: 0.545 (1, 4)		E8 1B				K		SH3 3B		3	1	2	2	0	1	1				
Bruce Benedict, R OBP: 0.441, SLG: 0.439 (1, 2)		F9						SH3 IBB		2	0	1	0	1	0	1				
Craig McMurry, R OBP: 0.083, SLG: 0.083 Terry Forster, L OBP: 1.000, SLG: 1.500 Steve Bedrosian, R (8, 1)			F9			F9		SH3		2	0	0	1	0	0	1				
								1-2 3H		0	0	0	0	0	0	0				
										0	0	0	0	0	0	0				
<b>Inning Stats</b>	R: 1 E: 0 K: 0 S: 4	H: 1 LOB: 0 BB: 0 P: 4	R: 0 E: 1 K: 1 S: 6	H: 1 LOB: 1 BB: 0 P: 6	R: 0 E: 0 K: 0 S: 3	H: 0 LOB: 0 BB: 0 P: 3	R: 0 E: 0 K: 2 S: 7	H: 0 LOB: 0 BB: 0 P: 7	R: 0 E: 0 K: 1 S: 6	H: 2 LOB: 1 BB: 0 P: 6	R: 0 E: 0 K: 0 S: 3	H: 0 LOB: 0 BB: 0 P: 3	R: 3 E: 0 K: 0 S: 5	H: 2 LOB: 1 BB: 2 P: 13	R: 0 E: 0 K: 0 S: 2	H: 0 LOB: 0 BB: 1 P: 6	1B: 4 2B: 1 3B: 1 HR: 1	SF: 0 SAC: 1 DP: 1 HBP: 0	WP: 0 PB: 0 CS: 2	PA: 32
<b>PITCHER</b>	IP WLS BF H R ER SO BB IBB HBP BLK WP HR S P ERA WHIP	IP WLS BF H R ER SO BB IBB HBP BLK WP HR S P ERA WHIP																		
Scott Sanderson, R ERA: 4.55 (7, 1)	6.1 L 25 6 4 4 4 4 0 0 0 0 0 0 32 36 5.68 1.105																			
Bryn Smith, R ERA: 3.86 (8, 1)	0.2 3 0 0 0 0 0 0 1 0 0 0 0 0 2 6 0.00 0.000																			
Ray Burris, R ERA: 3.38 (8, 1)	1.0 3 0 0 0 0 0 1 0 0 0 0 0 0 2 6 0.00 1.000																			







Batter	1	2	3	4	5	6	7	8	9	AB	R	H	RBI	BB	SO	LOB	TOP		
Tim Raines, S (1, 7) OBP: 0.360, SLG: 0.343	F9			F7		L5-3			BB	3	0	0	0	1	0	1	<b>Montreal Expos @ St. Louis Cardinals</b> Busch Stadium, St. Louis, MO Thu May 12 1983, 7:05 PM CDT Att: 21,205 - Unknown		
Warren Cromartie, L (1, 9) OBP: 0.370, SLG: 0.411	F8			6-3			F8		BB	4	0	0	0	0	0	1			
Andre Dawson, R (1, 8) OBP: 0.362, SLG: 0.642	L9			6-3			G6-3			3	0	1	0	0	0	0			
Al Oliver, L (1, 3) OBP: 0.333, SLG: 0.429		G5-4-3			L8		G6-3			3	0	1	0	0	0	1			
Gary Carter, R (1, 2) OBP: 0.310, SLG: 0.467	F2				6-3			5-3		3	0	0	0	0	0	1			
Tim Lincecum, R (1, 5) OBP: 0.295, SLG: 0.439	G5-4-3					FC6-4		5-3		2	0	0	0	1	0	1			
Chris Speier, R (1, 6) OBP: 0.297, SLG: 0.242			5-3		FC6-4			5-3		3	0	0	0	0	0	1			
Bryan Little, S (1, 4) OBP: 0.350, SLG: 0.314			G3					F7		3	0	1	0	0	0	0			
Bill Gullickson, R (1, 1) Randy Lerch, L (6, 1) Terry Francona, L (9, PH) OBP: 0.207, SLG: 0.241			K		FC1-6			5-3		2	0	0	0	0	1	1			
<b>Inning Stats</b>	R: 0 E: 0 K: 0 S: 3	H: 0 LOB: 0 BB: 0 P: 3	R: 0 E: 0 K: 0 S: 3	H: 1 LOB: 0 BB: 0 P: 3	R: 0 E: 0 K: 1 S: 5	H: 0 LOB: 0 BB: 0 P: 5	R: 0 E: 0 K: 0 S: 3	H: 0 LOB: 0 BB: 0 P: 3	R: 0 E: 0 K: 0 S: 3	H: 1 LOB: 0 BB: 0 P: 3	R: 0 E: 0 K: 0 S: 3	H: 1 LOB: 0 BB: 0 P: 3	R: 0 E: 0 K: 0 S: 3	H: 0 LOB: 0 BB: 0 P: 3	R: 0 E: 0 K: 0 S: 3	H: 0 LOB: 1 BB: 1 P: 7	1B: 3 2B: 1 3B: 0 HR: 0	SF: 0 SAC: 0 DP: 3 HBP: 0	WP: 0 PA: 29 PB: 0 SB: 0 CS: 0
<b>PITCHER</b> Bob Forsch, R (1, 1) ERA: 3.4	IP: 9.0 WLS: W BF: 29 H: 3 R: 0 ER: 0 SO: 1 BB: 2 IBB: 0 HBP: 0 BLK: 0 WP: 0 HR: 0 S: 29 P: 37 ERA: 0.00 WHIP: 0.556																		

Batter	1	2	3	4	5	6	7	8	9	AB	R	H	RBI	BB	SO	LOB	BOTTOM		
Lonnie Smith, R (1, 7) OBP: 0.365, SLG: 0.471	K		6-3		1B		L5			4	1	1	0	0	1	0	<b>Montreal Expos @ St. Louis Cardinals</b> Busch Stadium, St. Louis, MO Thu May 12 1983, 7:05 PM CDT Att: 21,205 - Unknown		
Willie McGee, S (1, 8) OBP: 0.388, SLG: 0.400	G3		K		2B		6-3			4	0	1	1	0	1	0			
Dane Iorg, L (1, 9) David Green, R (7, PH) OBP: 0.293, SLG: 0.362					1B		F8			2	0	1	0	1	1	1			
Keith Hernandez, L (1, 3) OBP: 0.336, SLG: 0.455	L9		F8		8-4-3			P4		4	0	0	0	0	0	3			
Darrell Porter, L (1, 2) OBP: 0.370, SLG: 0.525		F8		1B		SH1-4		HR		4	3	3	1	0	0	0			
Ken Oberkfell, L (1, 5) OBP: 0.352, SLG: 0.333		1B		G6-4-3		SH1-4		G3		2	0	1	0	2	0	0			
Tom Herr, S (1, 4) Mike Ramsey, S (6, PR) OBP: 0.342, SLG: 0.385		G3		1-2		SH1-4		FC5-4		3	0	3	1	0	0	0			
Ozzie Smith, S (1, 6) OBP: 0.283, SLG: 0.288		G3		G6-4-3		SF9		FC5-4		3	0	0	1	0	0	5			
Bob Forsch, R (1, 1) OBP: 0.250, SLG: 0.375		F5		F8		K				3	0	0	0	0	1	4			
<b>Inning Stats</b>	R: 0 E: 0 K: 1 S: 6	H: 1 LOB: 1 BB: 0 P: 6	R: 0 E: 0 K: 0 S: 4	H: 1 LOB: 2 BB: 1 P: 8	R: 0 E: 0 K: 1 S: 5	H: 0 LOB: 1 BB: 1 P: 9	R: 1 E: 0 K: 0 S: 5	H: 3 LOB: 1 BB: 0 P: 5	R: 1 E: 0 K: 1 S: 6	H: 2 LOB: 0 BB: 0 P: 6	R: 1 E: 0 K: 1 S: 6	H: 1 LOB: 1 BB: 1 P: 10	R: 0 E: 0 K: 0 S: 3	H: 0 LOB: 0 BB: 0 P: 3	R: 1 E: 0 K: 0 S: 5	H: 2 LOB: 1 BB: 0 P: 5	1B: 6 2B: 4 3B: 0 HR: 1	SF: 1 SAC: 1 DP: 2 HBP: 0	WP: 0 PA: 35 PB: 0 SB: 0 CS: 0
<b>PITCHER</b> Bill Gullickson, R (1, 1) ERA: 4.05 Randy Lerch, L (6, 1) ERA: 2.25	IP: 5.0 WLS: L BF: 24 H: 8 R: 3 ER: 3 SO: 3 BB: 3 IBB: 0 HBP: 0 BLK: 0 WP: 0 HR: 1 S: 27 P: 39 ERA: 5.40 WHIP: 2.200																		









Batter	1	2	3	4	5	6	7	8	9	10	11	AB	R	H	RBI	BB	SO	LOB	TOP					
Tim Raines, S OBP: 0.353, SLG: 0.331 (1, 7)	WP 1B		5-3		FC6 BB		5-3		FC6-4			4	0	1	0	1	0	1						
Jim Wohlford, R OBP: 0.292, SLG: 0.458 (1, 9)	F8 1-2			2B	FC6 1-2f			F8		F8		5	0	1	0	0	0	3						
Andre Dawson, R OBP: 0.362, SLG: 0.632 (1, 8)	6-3		F9					L9		F3		5	0	1	0	0	0	2						
Gary Carter, R OBP: 0.278, SLG: 0.412 (1, 3) (9, 2)	K			6-3		G5-4-3 1B		5-3		6-3		5	0	0	0	0	1	2						
Tim Wallach, R OBP: 0.290, SLG: 0.449 (1, 5)		F9		P4		BB HBP		5-3		6-3		4	0	0	0	0	0	0						
Chris Speier, R OBP: 0.340, SLG: 0.250 (1, 6)	5-3		L8					F3 1B BB		G1-6-3 1B		3	1	1	0	2	0	0						
Bobby Ramos, R OBP: 0.364, SLG: 0.500 (1, 2) Al Oliver, L OBP: 0.336, SLG: 0.425 (9, PH) (9, 3)	1B			6-3		K		F3 1B 1B		G1-6-3 1-2f		3	0	1	0	0	1	2						
Doug Flynn, R OBP: 0.250, SLG: 0.268 (1, 4)	F3				SH1-4 1B			F9		F3		4	0	1	0	0	0	3						
Steve Rogers, R OBP: 0.143, SLG: 0.100 Warren Cromartie, L OBP: 0.379, SLG: 0.456 Jeff Reardon, R (9, 1)			L9		SH1-4 1-2			1-3		FC6-4 1B		2	0	0	0	0	0	0						
												2	0	0	0	0	0	0						
												1	0	1	2	0	0	0						
												0	0	0	0	0	0	0						
<b>Inning Stats</b>	R: 0 E: 0 K: 1 S: 6	H: 1 LOB: 1 BB: 0 P: 6	R: 0 E: 0 K: 0 S: 4	H: 1 LOB: 1 BB: 0 P: 4	R: 0 E: 0 K: 0 S: 4	H: 1 LOB: 1 BB: 0 P: 4	R: 0 E: 0 K: 0 S: 3	H: 0 LOB: 0 BB: 0 P: 3	R: 0 E: 0 K: 0 S: 4	H: 1 LOB: 2 BB: 1 P: 8	R: 0 E: 0 K: 0 S: 5	H: 0 LOB: 0 BB: 0 P: 3	R: 0 E: 0 K: 0 S: 3	H: 0 LOB: 0 BB: 0 P: 3	R: 0 E: 0 K: 0 S: 3	H: 1 LOB: 0 BB: 0 P: 3	R: 0 E: 0 K: 0 S: 3	H: 0 LOB: 0 BB: 0 P: 3	1B: 7 2B: 1 3B: 0 HR: 0	SF: 0 SAC: 1 DP: 2 HBP: 1	WP: 1 PB: 0 SB: 0 CS: 0	PA: 43		
<b>PITCHER</b>	IP ERA WHIP	WLS BF H R ER SO	BF H R ER SO	IP ERA WHIP	WLS BF H R ER SO	BF H R ER SO	IP ERA WHIP	WLS BF H R ER SO	BF H R ER SO	IP ERA WHIP	WLS BF H R ER SO	BF H R ER SO	IP ERA WHIP	WLS BF H R ER SO	BF H R ER SO	IP ERA WHIP	WLS BF H R ER SO	BF H R ER SO	IP ERA WHIP	WLS BF H R ER SO	BF H R ER SO	IP ERA WHIP	WLS BF H R ER SO	BF H R ER SO
Dave LaPoint, L ERA: 2.23	9.0	2.0	6	1	0	0	0	0	0	0	0	0	0	0	0	0	0	0	0	0.00	1.111			
Bruce Sutter, R ERA: 2.75	10.1	2.0	6	1	0	0	0	0	0	0	0	0	0	0	0	0	0	0	0	0.00	0.500			

Montreal Expos @ St. Louis Cardinals  
Busch Stadium, St. Louis, MO  
Sat May 14 1983, 3:33 AM CDT  
Att: 25,887 - Unknown

AB 38  
R 2  
H 8  
RBI 2  
BB 3  
SO 2  
LOB 14



Batter	1	2	3	4	5	6	7	8	9	10	11	AB	R	H	RBI	BB	SO	LOB	BOTTOM					
Willie McGee, S OBP: 0.350, SLG: 0.345 (1, 8)	E S 2B BB		K2-3		F4-3			K		L3		4	1	0	0	1	2	0						
Ken Oberkfell, L OBP: 0.374, SLG: 0.350 (1, 5)	F6-4-3 1H 2B		F4-3 BB					3-1		2B 1B 1B		4	1	2	1	1	1	0						
Dane Iorg, L OBP: 0.423, SLG: 0.450 George Hendrick, R OBP: 0.400, SLG: 0.625 (9, 9)	F6-4-3 HBP		F4-3 1-2					1-3		P5		3	0	0	0	0	0	1						
Keith Hernandez, L OBP: 0.347, SLG: 0.473 (1, 3)	F6-4-3 1-2 2-3		K					CS 1B		G3		5	0	2	0	0	1	3						
Darrell Porter, L OBP: 0.378, SLG: 0.565 (1, 2)	K			F8		CS 1-2		HR		K		4	1	1	1	1	2	1						
Steve Braun, L OBP: 0.500, SLG: 0.167 David Green, R OBP: 0.299, SLG: 0.366 (7, PR) (8, 7)		CS BB		F7				F4-3 S 1B				2	0	1	0	1	0	0						
Bruce Sutter, R (10, 1) Jamie Quirk, L OBP: 0.250, SLG: 0.375 (11, PH) Tom Herr, S OBP: 0.342, SLG: 0.382 (1, 4)		F4-3 BB			F8			1B		1B		0	0	0	0	0	0	0						
Ozzie Smith, S OBP: 0.285, SLG: 0.283 (1, 6)		F4-3 BB						F8		F9		4	0	1	1	1	0	2						
Dave LaPoint, L OBP: 0.123, SLG: 0.125 Lonnie Smith, R OBP: 0.364, SLG: 0.459 (10, 7)			F4-3 1-2		B1-6-4 1B			G1		F4-3		4	0	1	0	0	0	3						
												3	0	0	0	0	0	4						
												1	0	0	0	0	1	0						
<b>Inning Stats</b>	R: 1 E: 0 K: 1 S: 5	H: 1 LOB: 1 BB: 1 P: 10	R: 0 E: 0 K: 0 S: 2	H: 0 LOB: 1 BB: 2 P: 10	R: 0 E: 0 K: 2 S: 7	H: 0 LOB: 1 BB: 1 P: 11	R: 0 E: 0 K: 0 S: 3	H: 0 LOB: 0 BB: 0 P: 3	R: 0 E: 0 K: 0 S: 5	H: 1 LOB: 2 BB: 0 P: 5	R: 1 E: 0 K: 0 S: 5	H: 2 LOB: 2 BB: 0 P: 5	R: 0 E: 0 K: 1 S: 6	H: 0 LOB: 0 BB: 0 P: 5	R: 0 E: 0 K: 1 S: 6	H: 1 LOB: 1 BB: 0 P: 6	R: 0 E: 0 K: 1 S: 5	H: 0 LOB: 0 BB: 0 P: 5	R: 1 E: 0 K: 1 S: 7	H: 3 LOB: 3 BB: 1 P: 11	1B: 6 2B: 2 3B: 0 HR: 1	SF: 0 SAC: 0 DP: 2 HBP: 1	WP: 0 PB: 0 SB: 2 CS: 2	PA: 44
<b>PITCHER</b>	IP ERA WHIP	WLS BF H R ER SO	BF H R ER SO	IP ERA WHIP	WLS BF H R ER SO	BF H R ER SO	IP ERA WHIP	WLS BF H R ER SO	BF H R ER SO	IP ERA WHIP	WLS BF H R ER SO	BF H R ER SO	IP ERA WHIP	WLS BF H R ER SO	BF H R ER SO	IP ERA WHIP	WLS BF H R ER SO	BF H R ER SO	IP ERA WHIP	WLS BF H R ER SO	BF H R ER SO	IP ERA WHIP	WLS BF H R ER SO	BF H R ER SO
Steve Rogers, R ERA: 2.6	8.0	2.2	L	13	4	1	1	3	0	1	0	0	0	0	0	0	0	0	0	2.25	1.125			
Jeff Reardon, R ERA: 3.6	9.1	2.2	L	13	4	1	1	3	0	1	0	0	0	0	0	0	0	0	0	3.38	1.500			

Montreal Expos @ St. Louis Cardinals  
Busch Stadium, St. Louis, MO  
Sat May 14 1983, 3:33 AM CDT  
Att: 25,887 - Unknown

AB 37  
R 3  
H 9  
RBI 3  
BB 5  
SO 8  
LOB 18





Batter	1	2	3	4	5	6	7	8	9	AB	R	H	RBI	BB	SO	LOB	TOP					
Tim Raines, S (1, 7) OBP: 0.364, SLG: 0.352	0-0 CS 1B		0-3 K			0-0 F9 2B		0-0 4-3 2B		4	2	3	0	0	1	0	<b>Montreal Expos @ St. Louis Cardinals</b> Busch Stadium, St. Louis, MO Sun May 15 1983, 3:33 AM CDT Att: 36,157 - Unknown <a href="http://livebaseballscorecards.com">livebaseballscorecards.com</a>					
Warren Cromartie, L (1, 9) OBP: 0.363, SLG: 0.434	0-0 3-1		0-0 L9			0-0 F9		0-0 4-3		4	0	0	0	0	0	3						
Andre Dawson, R (1, 8) OBP: 0.366, SLG: 0.636	0-0 E7 1B			0-0 4-3		0-0 2B		0-0 F8		4	0	2	1	0	0	1						
Al Oliver, L (1, 3) OBP: 0.333, SLG: 0.427	0-0 G3			0-0 G3		0-0 5-3		0-0 2B		4	0	1	1	0	0	2						
Gary Carter, R (1, 2) OBP: 0.277, SLG: 0.398		1-0 4-3 HBP		0-0 P6		0-0 F8		0-0 F3		3	0	0	0	0	0	2						
Tim Lincecum, R (1, 5) OBP: 0.294, SLG: 0.441		0-0 4-3			0-0 F3 PB 1B		0-3 K		0-0 L8	4	0	1	0	0	1	1						
Chris Speier, R (1, 6) OBP: 0.314, SLG: 0.227		0-0 F7			0-0 5-3		0-0 L5		0-0 5-3	4	0	0	0	0	0	2						
Doug Flynn, R (1, 4) OBP: 0.250, SLG: 0.267		0-0 F1			0-0 F3		0-0 1B		0-0 F7	4	0	1	0	0	0	2						
Scott Sanderson, R (1, 1) OBP: 0.154, SLG: 0.231			0-3 K		0-0 4-3		0-0 P6			2	0	0	0	0	1	1						
Randy Lerch, L (6, 1) OBP: 0.667, SLG: 0.500										0	0	0	0	0	0	0						
Bryan Little, S (7, PH) OBP: 0.340, SLG: 0.304										1	0	0	0	0	0	1						
Ray Burris, R (7, 1)										0	0	0	0	0	0	0						
<b>Inning Stats</b>	R: 0 E: 1 K: 0 S: 4	H: 2 LOB: 1 BB: 0 P: 4	R: 0 E: 0 K: 0 S: 3	H: 0 LOB: 1 BB: 0 P: 4	R: 0 E: 0 K: 2 S: 7	H: 0 LOB: 0 BB: 0 P: 7	R: 0 E: 0 K: 0 S: 3	H: 0 LOB: 0 BB: 0 P: 3	R: 0 E: 0 K: 0 S: 4	H: 1 LOB: 1 BB: 0 P: 4	R: 1 E: 0 K: 0 S: 5	H: 2 LOB: 1 BB: 0 P: 5	R: 0 E: 0 K: 1 S: 6	H: 1 LOB: 1 BB: 0 P: 6	R: 1 E: 0 K: 0 S: 5	H: 2 LOB: 1 BB: 0 P: 5	R: 0 E: 0 K: 0 S: 3	H: 0 LOB: 0 BB: 0 P: 3	1B: 5 2B: 3 3B: 0 HR: 0	SF: 0 SAC: 0 DP: 0 HBP: 1	WP: 0 PB: 1 SB: 0 CS: 1	PA: 35
<b>PITCHER</b> John Stuper, R (1, 1) ERA: 4.46	IP: 9.0 WLS: W BF: 35 H: 8 R: 2 ER: 2 SO: 3 BB: 0 IBB: 0 HBP: 1 BLK: 0 WP: 0 HR: 0 S: 40 P: 41 ERA: 2.00 WHIP: 0.889															<b>PITCHER</b>	IP: WLS: BF: H: R: ER: SO: BB: IBB: HBP: BLK: WP: HR: S: P: ERA: WHIP:					

Batter	1	2	3	4	5	6	7	8	9	AB	R	H	RBI	BB	SO	LOB	BOTTOM			
Lonnie Smith, R (1, 7) OBP: 0.365, SLG: 0.456	0-0 CS 1B			0-0 F9		0-0 F9		0-0 F9		5	1	2	0	0	0	2	<b>Montreal Expos @ St. Louis Cardinals</b> Busch Stadium, St. Louis, MO Sun May 15 1983, 3:33 AM CDT Att: 36,157 - Unknown <a href="http://livebaseballscorecards.com">livebaseballscorecards.com</a>			
David Green, R (9, 7) OBP: 0.299, SLG: 0.366										0	0	0	0	0	0	0				
Willie McGee, S (1, 8) OBP: 0.375, SLG: 0.414	4-0 BB 1B		0-0 2B		0-0 F8		0-0 IHR			3	2	2	2	1	0	1				
Keith Hernandez, L (1, 3) OBP: 0.368, SLG: 0.509	0-0 BB 1B		0-0 F4-3		0-0 F9 FC5-2		0-0 1B			4	1	4	1	0	0	0				
Darrell Porter, L (1, 2) OBP: 0.373, SLG: 0.545	4-0 BB		0-0 F4-3		0-0 F9		0-3 K			3	0	0	1	1	1	2				
George Hendrick, R (1, 9) OBP: 0.394, SLG: 0.606	0-3 K		0-0 CS BB		0-0 FC5-2		0-0 F8			3	0	0	0	1	1	4				
Ken Oberkfell, L (1, 5) OBP: 0.376, SLG: 0.350	0-0 F9		4-0 BB		0-0 F9		0-0 F9			3	0	1	0	1	0	3				
Tom Herr, S (1, 4) OBP: 0.333, SLG: 0.368		0-0 SH1-4 1B		0-0 P5		0-0 F4-3		0-0 F7		4	0	1	0	0	0	3				
Ozzie Smith, S (1, 6) OBP: 0.276, SLG: 0.274		0-0 F9		0-0 F7		0-0 5-3		0-0 5-3		4	0	0	0	0	0	1				
John Stuper, R (1, 1) OBP: 0.400, SLG: 0.333		0-0 SH1-4		0-0 1B		0-0 F4-3		0-3 K		3	0	1	0	0	1	0				
<b>Inning Stats</b>	R: 0 E: 0 K: 1 S: 6	H: 2 LOB: 3 BB: 2 P: 14	R: 0 E: 0 K: 0 S: 4	H: 1 LOB: 1 BB: 0 P: 4	R: 2 E: 0 K: 0 S: 4	H: 2 LOB: 1 BB: 2 P: 12	R: 0 E: 0 K: 0 S: 4	H: 1 LOB: 1 BB: 0 P: 4	R: 0 E: 0 K: 1 S: 8	H: 3 LOB: 1 BB: 0 P: 8	R: 0 E: 0 K: 0 S: 3	H: 0 LOB: 0 BB: 0 P: 3	R: 0 E: 0 K: 1 S: 5	H: 0 LOB: 0 BB: 0 P: 5	R: 0 E: 0 K: 0 S: 5	H: 0 LOB: 0 BB: 0 P: 5	1B: 8 2B: 2 3B: 0 HR: 1	SF: 0 SAC: 1 DP: 0 HBP: 0	WP: 0 PB: 0 SB: 0 CS: 2	PA: 37
<b>PITCHER</b> Scott Sanderson, R (1, 1) ERA: 4.82	IP: 5.2 WLS: L BF: 30 H: 11 R: 4 ER: 4 SO: 1 BB: 4 IBB: 0 HBP: 0 BLK: 0 WP: 0 HR: 0 S: 28 P: 44 ERA: 6.35 WHIP: 2.647															<b>PITCHER</b>	IP: WLS: BF: H: R: ER: SO: BB: IBB: HBP: BLK: WP: HR: S: P: ERA: WHIP:			
Randy Lerch, L (6, 1) ERA: 2.2	0.1	1	0	0	0	1	0	0	0	0	0	3	3	0.00	0.000					
Ray Burris, R (7, 1) ERA: 2.45	2.0	6	0	0	0	1	0	0	0	0	0	8	8	0.00	0.000					



Batter	1	2	3	4	5	6	7	8	9	10	11	12	13	14	15	AB	R	H	RBI	BB	SO	LOB	TOP			
Steve Sax, R OBP: 0.366, SLG: 0.383 (1, 4)		L6					1-3					6-3		K		7	1	2	0	0	1	3				
Ken Landreaux, L OBP: 0.286, SLG: 0.434 (1, 8)	F5	F7			F5			F4-3		4-3			3-1 SH2-4 BB		WP S 1B	6	0	1	0	1	0	3				
Dusty Baker Jr., R OBP: 0.326, SLG: 0.414 (1, 7)	F7				F9			6-3		6-3		F7		SH2-4		F9	6	0	0	0	0	2				
Pedro Guerrero, R OBP: 0.374, SLG: 0.581 (1, 5)					F7			F9		F9		CS BB BB		3-1		F9	5	1	1	0	2	2				
Greg Brock, L OBP: 0.406, SLG: 0.539 (1, 3)					F7																					
Ron Roenicke, S OBP: 0.285, SLG: 0.269 Tom Niedenfuer, R (15, 1)					F4-3			F5		F2		CS		FC5-6 WP 1B		F9	6	0	2	2	1	0	4			
Steve Yeager, R OBP: 0.275, SLG: 0.402 (1, 2)	K				5-3			5-3		F6				WP FC5-6 BB		FC5-4	5	0	0	0	1	1	7			
Bill Russell, R OBP: 0.320, SLG: 0.238 (1, 6)					F7			F8				FC5-6 WP				F8	6	0	0	0	0	2				
Fernando Valenzuela, L OBP: 0.355, SLG: 0.609 (1, 8)																										
Charlie Lea, R ERA: 3.16 Jeff Reardon, R ERA: 3.16 Bryn Smith, R ERA: 3.45 Ray Burns, R ERA: 2.21 Dan Schatzeder, L ERA: 1.42																										
<b>Inning Stats</b>	R: 2 E: 0 K: 1 S: 7	H: 2 LOB: 2 BB: 2 P: 15	R: 0 E: 0 K: 0 S: 4	H: 1 LOB: 1 BB: 0 P: 4	R: 0 E: 0 K: 0 S: 3	H: 0 LOB: 0 BB: 0 P: 3	R: 0 E: 0 K: 0 S: 3	H: 0 LOB: 0 BB: 0 P: 3	R: 0 E: 0 K: 1 S: 5	H: 1 LOB: 0 BB: 0 P: 5	R: 0 E: 0 K: 0 S: 4	H: 1 LOB: 2 BB: 1 P: 8	R: 0 E: 0 K: 0 S: 3	H: 0 LOB: 0 BB: 0 P: 3	R: 0 E: 0 K: 0 S: 2	H: 1 LOB: 1 BB: 2 P: 10	R: 0 E: 0 K: 0 S: 4	H: 1 LOB: 2 BB: 1 P: 8	R: 0 E: 0 K: 0 S: 3	H: 0 LOB: 3 BB: 3 P: 15	R: 0 E: 0 K: 1 S: 5	H: 1 LOB: 2 BB: 1 P: 8	1B: 7 2B: 0 3B: 0 HR: 0	SF: 0 SAC: 1 DP: 0 HBP: 0	WP: 3 PB: 0 CS: 2	PA: 61

Los Angeles Dodgers @ Montreal Expos  
Olympic Stadium, Montreal, QB  
Tue May 17 1983, 7:05 PM EDT  
Att. 20,135 - Unknown

AB 49  
R 2  
H 7  
RBI 2  
BB 10  
SO 4  
LOB 25



Batter	1	2	3	4	5	6	7	8	9	10	11	12	13	14	15	AB	R	H	RBI	BB	SO	LOB	BOTTOM			
Tim Raines, S OBP: 0.374, SLG: 0.349 (1, 7)	K				F7											4	0	1	0	3	1	1				
Warren Cromartie, L Bryn Smith, R Jim Workman, R Ray Stewart, R Tim Blackwell, S Dan Schatzeder, L	F7							G1-6-3 1B		E BB																
Andre Dawson, R OBP: 0.355, SLG: 0.609 (1, 8)	K							G1-6-3 1B		E4																
Al Oliver, L OBP: 0.338, SLG: 0.423 (1, 3)																										
Gary Carter, R OBP: 0.276, SLG: 0.402 Jerry White, S Bobby Ramos, R OBP: 0.397, SLG: 0.417 (10, 2)																										
Tim Wallach, R OBP: 0.286, SLG: 0.424 (1, 5)																										
Chris Speier, R OBP: 0.310, SLG: 0.235 (1, 6)																										
Doug Flynn, R OBP: 0.242, SLG: 0.258 Bryan Little, S OBP: 0.345, SLG: 0.316 (11, 4)																										
Charlie Lea, R Wallace Johnson, S Jeff Reardon, R Terry Francona, L OBP: 0.182, SLG: 0.212 (11, 9)																										
<b>Inning Stats</b>	R: 0 E: 0 K: 2 S: 7	H: 0 LOB: 0 BB: 0 P: 7	R: 1 E: 0 K: 1 S: 6	H: 1 LOB: 1 BB: 1 P: 10	R: 0 E: 0 K: 1 S: 6	H: 1 LOB: 1 BB: 0 P: 6	R: 0 E: 0 K: 0 S: 3	H: 0 LOB: 0 BB: 0 P: 3	R: 0 E: 1 K: 0 S: 4	H: 0 LOB: 1 BB: 0 P: 4	R: 0 E: 0 K: 0 S: 5	H: 1 LOB: 1 BB: 0 P: 5	R: 0 E: 0 K: 0 S: 3	H: 1 LOB: 0 BB: 1 P: 8	R: 0 E: 1 K: 2 S: 8	H: 1 LOB: 2 BB: 1 P: 12	R: 0 E: 0 K: 0 S: 6	H: 1 LOB: 1 BB: 0 P: 8	R: 0 E: 0 K: 0 S: 4	H: 1 LOB: 2 BB: 1 P: 8	R: 1 E: 1 K: 1 S: 6	H: 1 LOB: 3 BB: 2 P: 14	1B: 8 2B: 2 3B: 0 HR: 0	SF: 0 SAC: 0 DP: 1 HBP: 0	WP: 0 PB: 0 CS: 0	PA: 62
<b>PITCHER</b>	IP WLS BF H R ER SO BB IBB HBP BLK WP HR S P ERA WHIP	IP WLS BF H R ER SO BB IBB HBP BLK WP HR S P ERA WHIP	IP WLS BF H R ER SO BB IBB HBP BLK WP HR S P ERA WHIP	IP WLS BF H R ER SO BB IBB HBP BLK WP HR S P ERA WHIP	IP WLS BF H R ER SO BB IBB HBP BLK WP HR S P ERA WHIP	IP WLS BF H R ER SO BB IBB HBP BLK WP HR S P ERA WHIP	IP WLS BF H R ER SO BB IBB HBP BLK WP HR S P ERA WHIP	IP WLS BF H R ER SO BB IBB HBP BLK WP HR S P ERA WHIP	IP WLS BF H R ER SO BB IBB HBP BLK WP HR S P ERA WHIP	IP WLS BF H R ER SO BB IBB HBP BLK WP HR S P ERA WHIP	IP WLS BF H R ER SO BB IBB HBP BLK WP HR S P ERA WHIP	IP WLS BF H R ER SO BB IBB HBP BLK WP HR S P ERA WHIP	IP WLS BF H R ER SO BB IBB HBP BLK WP HR S P ERA WHIP	IP WLS BF H R ER SO BB IBB HBP BLK WP HR S P ERA WHIP	IP WLS BF H R ER SO BB IBB HBP BLK WP HR S P ERA WHIP	IP WLS BF H R ER SO BB IBB HBP BLK WP HR S P ERA WHIP	IP WLS BF H R ER SO BB IBB HBP BLK WP HR S P ERA WHIP	IP WLS BF H R ER SO BB IBB HBP BLK WP HR S P ERA WHIP	IP WLS BF H R ER SO BB IBB HBP BLK WP HR S P ERA WHIP	IP WLS BF H R ER SO BB IBB HBP BLK WP HR S P ERA WHIP	IP WLS BF H R ER SO BB IBB HBP BLK WP HR S P ERA WHIP	IP WLS BF H R ER SO BB IBB HBP BLK WP HR S P ERA WHIP	IP WLS BF H R ER SO BB IBB HBP BLK WP HR S P ERA WHIP			

Los Angeles Dodgers @ Montreal Expos  
Olympic Stadium, Montreal, QB  
Tue May 17 1983, 7:05 PM EDT  
Att. 20,135 - Unknown

AB 56  
R 3  
H 10  
RBI 3  
BB 6  
SO 10  
LOB 26





Batter	1	2	3	4	5	6	7	8	9	AB	R	H	RBI	BB	SO	LOB	TOP					
Steve Sax, R OBP: 0.373, SLG: 0.406										5	2	3	1	0	0	1	<b>Los Angeles Dodgers @ Montreal Expos</b> Olympic Stadium, Montreal, QB Wed May 18 1983, 7:05 PM EDT Att: 18,779 - Unknown					
Ken Landreaux, L OBP: 0.297, SLG: 0.449										5	3	3	1	0	0	1						
Dusty Baker Jr., R OBP: 0.322, SLG: 0.414 Rafael Landestoy, S OBP: 0.143, SLG: 0.143										5	1	1	2	0	0	4						
Pedro Guerrero, R OBP: 0.388, SLG: 0.588 Pat Zachry, R										2	3	1	1	2	0	1						
Dave Sax, R										0	0	0	0	0	0	0						
Greg Brock, L OBP: 0.405, SLG: 0.583										5	2	2	6	0	0	3						
Ron Roenicke, S OBP: 0.276, SLG: 0.278 Dave Stewart, R OBP: 0.200, SLG: 0.200 Candy Maldonado, R OBP: 0.154, SLG: 0.154										2	0	1	1	1	0	0						
Steve Yeager, R OBP: 0.271, SLG: 0.391 Joe Beckwith, L										5	0	1	0	0	1	3						
Dave Anderson, R OBP: 0.154, SLG: 0.167										5	1	1	0	0	0	1						
Burt Hooton, R Mike Marshall, R OBP: 0.337, SLG: 0.395										1	1	0	0	1	1	0						
<b>Inning Stats</b>	R: 3 E: 0 K: 0 S: 6	H: 4 LOB: 0 BB: 0 P: 6	R: 0 E: 0 K: 1 S: 5	H: 0 LOB: 0 BB: 0 P: 5	R: 0 E: 0 K: 0 S: 4	H: 1 LOB: 1 BB: 0 P: 4	R: 0 E: 0 K: 0 S: 4	H: 1 LOB: 1 BB: 0 P: 4	R: 4 E: 0 K: 0 S: 5	H: 2 LOB: 1 BB: 3 P: 17	R: 4 E: 0 K: 0 S: 12	H: 5 LOB: 2 BB: 1 P: 16	R: 0 E: 0 K: 0 S: 3	H: 0 LOB: 0 BB: 0 P: 3	R: 2 E: 0 K: 0 S: 4	H: 1 LOB: 0 BB: 0 P: 5	R: 0 E: 0 K: 0 S: 3	H: 0 LOB: 0 BB: 0 P: 3	1B: 6 2B: 6 3B: 0 HR: 2	SF: 0 SAC: 0 DP: 0 HBP: 1	WP: 0 PB: 0 SB: 0 CS: 1	PA: 46
<b>PITCHER</b>	IP WLS BF H R ER SO BB IBB HBP BLK WP HR S P ERA WHIP																					
Bill Gullickson, R ERA: 4.91	(1, 1) 4.2 L 24 8 7 7 1 3 0 0 0 0 0 1 23 35 13.50 2.357																					
Ray Burris, R ERA: 2.19	(5, 1) 0.1 1 0 0 0 0 0 0 0 0 0 0 1 1 0.00 0.000																					
Randy Lerch, L ERA: 4.24	(6, 1) 0.2 8 5 4 4 1 1 0 0 0 0 0 0 9 13 54.00 9.000																					
Chris Welsh, L ERA: 3.0	(6, 1) 2.1 9 1 2 2 1 0 0 1 0 0 1 10 11 7.71 0.429																					
Dan Schatzeder, L ERA: 1.32	(9, 1) 1.0 3 0 0 0 0 0 0 0 0 0 0 0 3 3 0.00 0.000																					

Batter	1	2	3	4	5	6	7	8	9	AB	R	H	RBI	BB	SO	LOB	BOTTOM					
Tim Raines, S OBP: 0.375, SLG: 0.351										5	0	2	1	0	1	1	<b>Los Angeles Dodgers @ Montreal Expos</b> Olympic Stadium, Montreal, QB Wed May 18 1983, 7:05 PM EDT Att: 18,779 - Unknown					
Warren Cromartie, L OBP: 0.337, SLG: 0.398										5	0	0	0	0	1	3						
Andre Dawson, R OBP: 0.350, SLG: 0.594										5	0	1	0	0	0	3						
Al Oliver, L OBP: 0.348, SLG: 0.430										5	0	3	1	0	0	0						
Gary Carter, R OBP: 0.282, SLG: 0.427										4	1	1	1	1	0	3						
Tim Lincecum, R OBP: 0.292, SLG: 0.417										2	0	0	0	2	1	3						
Chris Speier, R OBP: 0.306, SLG: 0.255										4	0	1	0	0	0	2						
Doug Flynn, R OBP: 0.253, SLG: 0.261										3	1	1	0	1	1	4						
Bill Gullickson, R Ray Burris, R Wallace Johnson, S Randy Lerch, L Chris Welsh, L Terry Francona, S Dan Schatzeder, L										1	0	0	0	0	0	0						
<b>Inning Stats</b>	R: 0 E: 0 K: 0 S: 3	H: 0 LOB: 0 BB: 0 P: 3	R: 0 E: 0 K: 1 S: 6	H: 1 LOB: 2 BB: 1 P: 10	R: 0 E: 0 K: 0 S: 4	H: 1 LOB: 1 BB: 0 P: 4	R: 1 E: 0 K: 0 S: 4	H: 1 LOB: 0 BB: 0 P: 4	R: 2 E: 0 K: 1 S: 8	H: 3 LOB: 3 BB: 2 P: 16	R: 0 E: 0 K: 0 S: 5	H: 0 LOB: 1 BB: 1 P: 9	R: 0 E: 0 K: 0 S: 3	H: 0 LOB: 0 BB: 0 P: 3	R: 0 E: 0 K: 0 S: 4	H: 1 LOB: 2 BB: 1 P: 8		R: 0 E: 0 K: 1 S: 7	H: 2 LOB: 2 BB: 0 P: 7	1B: 7 2B: 1 3B: 0 HR: 1	SF: 0 SAC: 0 DP: 0 HBP: 0	WP: 0 PB: 0 SB: 0 CS: 0
<b>PITCHER</b>	IP WLS BF H R ER SO BB IBB HBP BLK WP HR S P ERA WHIP																					
Burt Hooton, R ERA: 5.22	(1, 1) 4.2 W 9 0 0 0 2 2 0 0 0 0 0 0 11 19 0.00 0.857																					
Dave Stewart, R ERA: 1.2	(5, 1) 1.0 5 1 0 0 0 1 0 0 0 0 0 0 4 8 0.00 2.000																					
Pat Zachry, R ERA: 4.0	(8, 1) 1.0 5 2 0 0 0 1 0 0 0 0 0 0 7 7 0.00 2.000																					
Joe Beckwith, R ERA: 3.75	(9, 1) 1.0 5 2 0 0 0 1 0 0 0 0 0 0 7 7 0.00 2.000																					













Batter	1	2	3	4	5	6	7	8	9	AB	R	H	RBI	BB	SO	LOB	TOP										
<b>Dave Bergman, L</b> (1, 3) OBP: 0.302, SLG: 0.278	4-0 1B BB		0-0 G3		0-0 F5		0-0 L1		0-0 G3	4	0	0	0	1	0	2	<b>San Francisco Giants @ Montreal Expos</b> Olympic Stadium, Montreal, QB Sun May 22 1983, 3:33 AM EDT Att: 30,734 - Unknown <a href="http://livebaseballscorecards.com">livebaseballscorecards.com</a>										
<b>Darrell Evans, L</b> (1, 6) OBP: 0.435, SLG: 0.636	0-0 F9		0-0 L3		0-0 BLK 2B		0-3 K			4	0	1	0	0	1	1											
<b>Jack Clark, R</b> (1, 9) OBP: 0.318, SLG: 0.326	0-0 L6		4-0 BB		0-0 6-3		4-0 FC6-4 BB			2	0	0	0	2	0	2											
<b>Chili Davis, S</b> (1, 8) OBP: 0.363, SLG: 0.475	0-0 1-2 1B		0-0 G3		0-0 F8		0-0 FC6-4		0-0 F9	4	0	1	0	0	0	2											
<b>Jeffrey Leonard, R</b> (1, 7) OBP: 0.265, SLG: 0.344	0-0 F7			0-0 1-3		0-0 CS BB 1B		0-0 F9	4	0	1	0	0	0	3												
<b>Tom O'Malley, L</b> (1, 5) OBP: 0.348, SLG: 0.293		0-3 K		0-0 F5		4-0 CS BB		4-0 BB BB	2	0	0	0	2	1	0												
<b>Joel Youngblood, R</b> (1, 4) OBP: 0.302, SLG: 0.360		0-0 FC3-6 1B		0-0 1B		0-0 P5		4-0 1-2 BB	3	0	2	0	0	0	2												
<b>Max Venable, L</b> (9, PH) OBP: 0.276, SLG: 0.440				0-0 1B		1-2 2-3		1-2 BB	0	0	0	0	1	0	0												
<b>Mitt May, L</b> (1, 2) OBP: 0.250, SLG: 0.237		0-0 FC3-6		0-0 F4-3			0-0 G3		0-0 F9	4	0	0	0	0	0	4											
<b>Atlee Hammaker, S</b> (1, 1) OBP: 0.136, SLG: 0.095		0-3 K		0-0 1-3			0-0 F9		0-3 K	3	0	0	0	0	1	1											
<b>Champ Summers, L</b> (9, PH) OBP: 0.333, SLG: 0.200									1	0	0	0	0	1	2												
<b>Inning Stats</b>	R: 0 E: 0 K: 0 S: 4	H: 1 LOB: 2 BB: 1 P: 8	R: 0 E: 0 K: 2 S: 8	H: 1 LOB: 1 BB: 0 P: 8	R: 0 E: 0 K: 0 S: 3	H: 0 LOB: 1 BB: 1 P: 7	R: 0 E: 0 K: 0 S: 4	H: 1 LOB: 1 BB: 0 P: 4	R: 0 E: 0 K: 0 S: 3	H: 0 LOB: 0 BB: 3 P: 3	R: 0 E: 0 K: 1 S: 5	H: 0 LOB: 1 BB: 1 P: 9	R: 0 E: 0 K: 1 S: 5	H: 0 LOB: 2 BB: 2 P: 13	1B: 4 2B: 1 3B: 0 HR: 0	SF: 0 SAC: 0 DP: 0 HBP: 0	WP: 0 PB: 0 SB: 0 CS: 2	PA: 37									
<b>PITCHER</b>	IP	WLS	BF	H	R	ER	SO	BB	IBB	HBP	BLK	WP	HR	S	P	ERA	WHIP										
<b>Charlie Lea, R</b> (1, 1) ERA: 2.66	8.0	W	34	5	0	0	3	6	0	0	1	0	0	34	58	0.00	1.375										
<b>Jeff Reardon, R</b> (9, 1) ERA: 3.0	1.0	S	3	0	0	0	1	0	0	0	0	0	0	5	5	0.00	0.000										

Batter	1	2	3	4	5	6	7	8	9	AB	R	H	RBI	BB	SO	LOB	BOTTOM										
<b>Tim Raines, S</b> (1, 7) OBP: 0.366, SLG: 0.357	0-3 K		0-0 3B		0-0 SF8		0-0 5-3			3	0	1	1	0	1	0	<b>San Francisco Giants @ Montreal Expos</b> Olympic Stadium, Montreal, QB Sun May 22 1983, 3:33 AM EDT Att: 30,734 - Unknown <a href="http://livebaseballscorecards.com">livebaseballscorecards.com</a>										
<b>Jim Welford, R</b> (1, 9) OBP: 0.287, SLG: 0.400	0-0 1-3		0-0 F8		0-0 E6		0-0 5-3 1B			4	0	1	0	0	0	1											
<b>Andre Dawson, R</b> (1, 8) OBP: 0.329, SLG: 0.576	0-0 4-3			0-0 F8		0-0 F8		0-0 5-3 1-2		4	0	0	0	0	0	2											
<b>Al Oliver, L</b> (1, 3) OBP: 0.347, SLG: 0.443		0-0 E1 FC5-4		0-3 K		0-0 2B E 1B		0-0 4-3		4	1	1	0	0	1	1											
<b>Gary Carter, R</b> (1, 2) OBP: 0.303, SLG: 0.467		0-0 F6		0-0 1B 1B		0-0 E 2B		0-0 E 1B		4	0	3	0	0	0	1											
<b>Tim Lincecum, R</b> (1, 5) OBP: 0.289, SLG: 0.397		0-0 FC5-4		0-0 1-2 1B		4-0 E BB		0-0 F8		3	0	1	0	1	0	2											
<b>Chris Speier, R</b> (1, 6) OBP: 0.297, SLG: 0.258		0-3 K		0-0 F7		0-3 K		0-3 K		4	0	0	0	0	3	7											
<b>Doug Flynn, R</b> (1, 4) OBP: 0.236, SLG: 0.243			0-0 F1-3		0-0 E9 SF8 1B		0-0 F5 G6-4-3		0-0 F5	4	1	1	0	0	0	3											
<b>Charlie Lea, R</b> (1, 1) <b>Jeff Reardon, R</b> (9, 1)			0-0 4-3		0-0 4-3		0-0 G6-4-3		0-3 K	4	0	0	0	0	1	6											
<b>Inning Stats</b>	R: 0 E: 0 K: 1 S: 5	H: 0 LOB: 0 BB: 0 P: 5	R: 0 E: 1 K: 1 S: 6	H: 0 LOB: 1 BB: 0 P: 6	R: 0 E: 0 K: 0 S: 4	H: 1 LOB: 1 BB: 0 P: 4	R: 0 E: 0 K: 1 S: 7	H: 2 LOB: 2 BB: 0 P: 7	R: 1 E: 2 K: 0 S: 5	H: 1 LOB: 1 BB: 0 P: 5	R: 1 E: 1 K: 1 S: 7	H: 2 LOB: 2 BB: 1 P: 11	R: 0 E: 0 K: 0 S: 4	H: 1 LOB: 1 BB: 0 P: 4	R: 0 E: 1 K: 2 S: 9	H: 1 LOB: 2 BB: 0 P: 9		1B: 6 2B: 1 3B: 1 HR: 0	SF: 1 SAC: 0 DP: 1 HBP: 0	WP: 0 PB: 0 SB: 0 CS: 0	PA: 36						
<b>PITCHER</b>	IP	WLS	BF	H	R	ER	SO	BB	IBB	HBP	BLK	WP	HR	S	P	ERA	WHIP										
<b>Atlee Hammaker, L</b> (1, 1) ERA: 1.07	8.0	L	36	8	2	0	6	1	0	0	0	0	0	47	51	0.00	1.125										





Batter	1	2	3	4	5	6	7	8	9	AB	R	H	RBI	BB	SO	LOB	TOP			
Alan Wiggins, S (1, 9) OBP: 0.323, SLG: 0.292	E6 FC4-6 1B		F4-3			WP S 1B		CS 2B		4	1	2	0	0	0	0	<b>San Diego Padres @ Montreal Expos</b> Olympic Stadium, Montreal, QB Mon May 23 1983, 7:05 PM EDT Att: 19,314 - Unknown			
Juan Bonilla, R (1, 4) OBP: 0.352, SLG: 0.390	FC4-6 1-2 BB		F7			1-3		5-3 2-3		3	0	0	0	1	0	2				
Gene Richards, L (1, 7) OBP: 0.373, SLG: 0.477	FC4-6 1B 1-2 2-3		3-1			G3				4	0	1	0	0	0	3				
Steve Garvey, R (1, 3) OBP: 0.376, SLG: 0.520	1-2 3-H 1B			K		K				3	0	1	1	1	2	1				
Terry Kennedy, L (1, 2) OBP: 0.359, SLG: 0.447	K			L8						4	0	0	0	0	1	3				
Gary Templeton, S (1, 6) OBP: 0.229, SLG: 0.313	G3			F4-3						4	0	1	0	0	0	3				
Ruppert Jones, L (1, 8) OBP: 0.250, SLG: 0.306										2	0	0	0	1	1	0				
Tim Flannery, L (1, 5) OBP: 0.352, SLG: 0.500										3	0	0	0	0	1	2				
Dave Dravecky, R (1, 1) OBP: 0.103, SLG: 0.071										3	0	0	0	0	1	0				
Luis DeLeon, R (8, 1) OBP: 0.333, SLG: 0.333										0	0	0	0	0	0	0				
<b>Inning Stats</b>	R: 1 E: 1 K: 1 S: 7	H: 1 LOB: 2 BB: 1 P: 11	R: 0 E: 0 K: 2 S: 7	H: 0 LOB: 0 BB: 0 P: 7	R: 0 E: 0 K: 1 S: 3	H: 0 LOB: 0 BB: 0 P: 3	R: 0 E: 0 K: 1 S: 5	H: 0 LOB: 0 BB: 0 P: 5	R: 0 E: 0 K: 1 S: 3	H: 1 LOB: 1 BB: 0 P: 3	R: 0 E: 0 K: 0 S: 3	H: 1 LOB: 1 BB: 1 P: 7	R: 0 E: 0 K: 1 S: 5	H: 1 LOB: 0 BB: 0 P: 5	R: 0 E: 0 K: 0 S: 3	H: 1 LOB: 1 BB: 1 P: 7	1B: 2 2B: 3 3B: 0 HR: 0	SF: 0 SAC: 0 DP: 1 HBP: 0	WP: 1 PB: 0 SB: 2 CS: 1	PA: 33
<b>PITCHER</b>	IP WLS BF H R ER SO BB IBB HBP BLK WP HR S P ERA WHIP																<b>PITCHER</b>	IP WLS BF H R ER SO BB IBB HBP BLK WP HR S P ERA WHIP		
Bill Gullickson, R (1, 1) ERA: 4.22	8.1 W 31 5 1 0 6 2 1 0 0 1 0 40 52 0.00 0.840																			
Jeff Reardon, R (9, 1) ERA: 2.89	0.2 S 2 0 0 0 0 0 0 0 0 0 0 2 2 0.00 0.000																			

Batter	1	2	3	4	5	6	7	8	9	AB	R	H	RBI	BB	SO	LOB	BOTTOM			
Tim Raines, S (1, 7) OBP: 0.363, SLG: 0.350	K		5-3	6-3						3	0	0	0	1	1	2	<b>San Diego Padres @ Montreal Expos</b> Olympic Stadium, Montreal, QB Mon May 23 1983, 7:05 PM EDT Att: 19,314 - Unknown			
Jim Welford, R (1, 9) OBP: 0.285, SLG: 0.382	F8		1B							4	0	1	0	0	0	1				
Andre Dawson, R (1, 8) OBP: 0.321, SLG: 0.561	6-3		F9							4	0	0	0	0	0	2				
Al Oliver, L (1, 3) OBP: 0.351, SLG: 0.451										4	1	2	0	0	0	0				
Terry Francona, L (9, 3) OBP: 0.176, SLG: 0.206										0	0	0	0	0	0	0				
Gary Carter, R (1, 2) OBP: 0.310, SLG: 0.468										4	1	2	1	0	1	2				
Tim Lincecum, R (1, 5) OBP: 0.301, SLG: 0.425										3	1	2	2	1	0	0				
Chris Speier, R (1, 6) OBP: 0.295, SLG: 0.271										4	0	1	0	0	1	3				
Doug Flynn, R (1, 4) OBP: 0.245, SLG: 0.245										3	0	1	0	1	1	1				
Bill Gullickson, R (1, 1) ERA: 2.91										2	0	0	0	0	1	3				
Jeff Reardon, R (9, 1) ERA: 2.35										0	0	0	0	0	0	0				
<b>Inning Stats</b>	R: 0 E: 0 K: 1 S: 5	H: 0 LOB: 0 BB: 0 P: 5	R: 1 E: 0 K: 0 S: 4	H: 2 LOB: 2 BB: 2 P: 12	R: 0 E: 0 K: 0 S: 5	H: 2 LOB: 2 BB: 0 P: 5	R: 0 E: 0 K: 0 S: 5	H: 2 LOB: 2 BB: 0 P: 5	R: 0 E: 0 K: 2 S: 8	H: 1 LOB: 1 BB: 0 P: 8	R: 0 E: 0 K: 1 S: 5	H: 0 LOB: 1 BB: 1 P: 9	R: 2 E: 0 K: 1 S: 7	H: 2 LOB: 0 BB: 0 P: 7	R: 2 E: 0 K: 1 S: 7	H: 2 LOB: 0 BB: 0 P: 7	1B: 6 2B: 2 3B: 0 HR: 1	SF: 0 SAC: 1 DP: 1 HBP: 0	WP: 0 PB: 0 SB: 0 CS: 0	PA: 35
<b>PITCHER</b>	IP WLS BF H R ER SO BB IBB HBP BLK WP HR S P ERA WHIP																<b>PITCHER</b>	IP WLS BF H R ER SO BB IBB HBP BLK WP HR S P ERA WHIP		
Dave Dravecky, L (1, 1) ERA: 2.91	7.1 L 32 8 2 2 4 3 0 0 0 0 0 0 37 49 2.46 1.500																			
Luis DeLeon, R (8, 1) ERA: 2.35	0.2 3 1 1 1 1 0 0 0 0 0 0 1 5 5 13.50 1.500																			



Batter	1	2	3	4	5	6	7	8	9	10	11	12	13	AB	R	H	RBI	BB	SO	LOB	TOP										
Alan Wiggins, S OBP: 0.337, SLG: 0.304 (1, 8)														3	1	1	0	2	0	2											
Juan Bonilla, R OBP: 0.351, SLG: 0.388 (1, 4)														6	0	2	0	0	1	4											
Gene Richards, L OBP: 0.371, SLG: 0.469 (1, 7)														6	0	2	1	0	1	3											
Steve Garvey, R OBP: 0.381, SLG: 0.538 (1, 3)														6	1	3	1	0	0	4											
Kurt Bevacqua, R OBP: 0.463, SLG: 0.394 (1, 9)														5	0	1	0	1	1	2											
Terry Kennedy, L OBP: 0.352, SLG: 0.432 (1, 2)														5	1	0	0	1	0	4											
Gary Templeton, S OBP: 0.247, SLG: 0.318 (1, 6)														5	0	2	0	1	2	0											
Luis Salazar, R OBP: 0.330, SLG: 0.368 (1, 5)														5	1	1	0	0	1	2											
Tim Lollar, L ERA: 3.86 Elias Sosa, R ERA: 6.35 Gary Lucas, L ERA: 6.35 Jerry Winick, S ERA: 5.93 Sid Mongie, L ERA: 5.93 Luis Del Leon, R ERA: 2.45 (11, 1)														0	0	0	1	1	0	0											
<b>Inning Stats</b>	R: 1 E: 0 K: 0 S: 5	H: 3 LOB: 1 BB: 0 P: 5	R: 2 E: 0 K: 0 S: 5	H: 2 LOB: 3 BB: 3 P: 17	R: 0 E: 0 K: 1 S: 6	H: 1 LOB: 2 BB: 1 P: 10	R: 1 E: 0 K: 0 S: 4	H: 2 LOB: 0 BB: 0 P: 4	R: 0 E: 0 K: 0 S: 2	H: 0 LOB: 0 BB: 1 P: 6	R: 0 E: 0 K: 1 S: 5	H: 0 LOB: 2 BB: 1 P: 8	R: 0 E: 0 K: 0 S: 6	H: 1 LOB: 1 BB: 0 P: 6	R: 0 E: 0 K: 1 S: 5	H: 0 LOB: 0 BB: 0 P: 5	1B: 10 2B: 1 3B: 0 HR: 1	SF: 1 SAC: 2 DP: 1 HBP: 0	WP: 0 PB: 0 SB: 3 CS: 3	PA: 56											
<b>PITCHER</b>	IP WLS BF H R ER SO BB IBB HBP BLK WP HR S P ERA WHIP	IP WLS BF H R ER SO BB IBB HBP BLK WP HR S P ERA WHIP	<b>PITCHER</b>																		IP WLS BF H R ER SO BB IBB HBP BLK WP HR S P ERA WHIP										
Chris Welsh, L ERA: 3.86 (1, 1)	1.2	3	10	3	3	0	0	3	0	0	0	0	0	0	0	0	0	0	0	0	0										
Ray Burns, R ERA: 2.08 (2, 1)	3.1	15	5	1	1	2	1	0	0	0	0	0	1	18	22	2.70	1.800														
Bryn Smith, R ERA: 2.78 (6, 1)	4.0	12	0	0	0	3	2	0	0	0	0	0	0	16	24	0.00	0.500														
Dan Schatzeder, L ERA: 1.04 (10, 1)	1.2	9	3	0	0	0	1	0	0	0	0	0	0	8	12	0.00	2.400														
Jeff Reardon, R ERA: 2.57 (11, 1)	2.1	W	8	1	0	0	2	0	0	0	0	0	0	12	12	0.00	0.429														
<b>Batter</b>	<b>1</b>	<b>2</b>	<b>3</b>	<b>4</b>	<b>5</b>	<b>6</b>	<b>7</b>	<b>8</b>	<b>9</b>	<b>10</b>	<b>11</b>	<b>12</b>	<b>13</b>	<b>AB</b>	<b>R</b>	<b>H</b>	<b>RBI</b>	<b>BB</b>	<b>SO</b>	<b>LOB</b>	<b>BOTTOM</b>										
Tim Raines, S OBP: 0.378, SLG: 0.361 (1, 7)														4	1	3	1	2	0	1											
Jim Wohlford, R OBP: 0.290, SLG: 0.361 (1, 9)														2	0	0	0	0	0	3											
Warren Cromartie, L OBP: 0.351, SLG: 0.413 (5, PH)														3	0	1	1	2	1	2											
Andre Dawson, R OBP: 0.327, SLG: 0.558 (1, 8)														6	0	3	1	0	1	3											
Al Oliver, L OBP: 0.340, SLG: 0.438 (1, 3)														5	0	0	0	0	2	5											
Gary Carter, R OBP: 0.311, SLG: 0.452 (1, 2)														4	0	0	0	2	0	0											
Tim Wallach, R OBP: 0.289, SLG: 0.407 (1, 5)														6	0	0	0	0	1	5											
Chris Speier, R OBP: 0.321, SLG: 0.274 (1, 6)														3	1	1	0	3	2	0											
Doug Flynn, R OBP: 0.252, SLG: 0.261 Jeff Reardon, R ERA: 2.57 (11, 1)														5	2	2	0	0	0	3											
Chris Welsh, L ERA: 6.68 (5, 1)	0.0	2	1	0	0	0	1	0	0	0	0	0	0	1	5	=	=														
Elias Sosa, R ERA: 6.35 (5, 1)	3.2	13	1	0	0	4	0	1	0	0	0	0	0	20	24	0.00	0.273														
Gary Lucas, L ERA: 3.92 (8, 1)	2.0	10	3	0	0	0	1	1	0	0	0	0	0	8	16	0.00	2.000														
Sid Mongie, L ERA: 5.93 (11, 1)	2.1	L	12	2	1	1	2	2	1	0	0	0	0	13	25	3.86	1.714														
<b>Inning Stats</b>	R: 0 E: 0 K: 0 S: 2	H: 0 LOB: 0 BB: 1 P: 6	R: 0 E: 0 K: 0 S: 3	H: 0 LOB: 0 BB: 0 P: 3	R: 1 E: 0 K: 0 S: 4	H: 3 LOB: 2 BB: 12 P: 12	R: 0 E: 0 K: 1 S: 5	H: 0 LOB: 0 BB: 0 P: 5	R: 3 E: 0 K: 1 S: 9	H: 4 LOB: 3 BB: 2 P: 17	R: 0 E: 0 K: 1 S: 5	H: 0 LOB: 0 BB: 0 P: 5	R: 0 E: 0 K: 2 S: 8	H: 1 LOB: 1 BB: 0 P: 8	R: 0 E: 0 K: 1 S: 5	H: 0 LOB: 0 BB: 0 P: 5	R: 0 E: 0 K: 2 S: 4	H: 2 LOB: 1 BB: 0 P: 4	R: 0 E: 0 K: 0 S: 4	H: 1 LOB: 3 BB: 2 P: 12	R: 0 E: 0 K: 2 S: 7	H: 0 LOB: 2 BB: 2 P: 15	R: 0 E: 0 K: 0 S: 3	H: 0 LOB: 1 BB: 1 P: 7	R: 1 E: 0 K: 0 S: 3	H: 2 LOB: 1 BB: 1 P: 3	1B: 12 2B: 1 3B: 0 HR: 0	SF: 0 SAC: 2 DP: 1 HBP: 0	WP: 0 PB: 0 SB: 3 CS: 2	PA: 56	
<b>PITCHER</b>	IP WLS BF H R ER SO BB IBB HBP BLK WP HR S P ERA WHIP	IP WLS BF H R ER SO BB IBB HBP BLK WP HR S P ERA WHIP	<b>PITCHER</b>																		IP WLS BF H R ER SO BB IBB HBP BLK WP HR S P ERA WHIP										
Tim Lollar, L ERA: 6.68 (1, 1)	4.1	19	6	4	4	2	3	0	0	1	0	0	0	0	20	32	8.31	2.077													
Elias Sosa, R ERA: 6.35 (5, 1)	0.0	2	1	0	0	0	1	0	0	0	0	0	0	1	5	=	=														
Gary Lucas, L ERA: 3.92 (8, 1)	3.2	13	1	0	0	4	0	1	0	0	0	0	0	20	24	0.00	0.273														
Sid Mongie, L ERA: 5.93 (11, 1)	2.0	10	3	0	0	0	1	1	0	0	0	0	0	8	16	0.00	2.000														
Luis Del Leon, R ERA: 2.45 (11, 1)	2.1	L	12	2	1	1	2	2	1	0	0	0	0	13	25	3.86	1.714														

San Diego Padres @ Montreal Expos  
Olympic Stadium, Montreal, QB  
Tue May 24 1983, 7:05 PM EDT  
Att. 17,343 - Unknown

AB 44  
R 4  
H 12  
RBI 3  
BB 7  
SO 7  
LOB 21



BOTTOM

San Diego Padres @ Montreal Expos  
Olympic Stadium, Montreal, QB  
Tue May 24 1983, 7:05 PM EDT  
Att. 17,343 - Unknown

AB 44  
R 5  
H 13  
RBI 4  
BB 10  
SO 8  
LOB 25





Batter	1	2	3	4	5	6	7	8	9	AB	R	H	RBI	BB	SO	LOB	TOP			
Alan Wiggins, S (1, 9) OBP: 0.343, SLG: 0.313	0-0 3-1		0-0 F7			0-0 1B 1B		0-0 L6-4 1B	4 0 2 0 0 0 1											
Juan Bonilla, R (1, 4) OBP: 0.348, SLG: 0.385	0-0 F9			0-0 F8		0-0 1B		0-3 K	4 0 1 0 0 1 1											
Gene Richards, L (1, 7) OBP: 0.367, SLG: 0.462	0-3 K			0-3 K		0-0 F7		0-0 1B	4 0 1 0 0 2 1											
Steve Garvey, R (1, 3)		0-0 6-3		0-0 L9				0-0 F8	4 0 0 0 0 0 2											
Terry Kennedy, L (1, 2)		0-0 F7			0-0 G6-4-3 1B			0-0 4-3	3 0 1 0 0 0 0											
Gary Templeton, S (1, 6)		0-0 G3			0-0 G6-4-3 1B			0-0 F9	3 0 1 0 0 0 0											
Ruppert Jones, L (1, 8)			0-0 5-3 1B		0-0 G6-4-3 1-2 1B			0-0 6-3	3 0 1 0 0 0 2											
Tim Flannery, L (1, 5)			0-0 5-3		0-0 F5			0-0 F7	3 0 0 0 0 0 2											
Andy Hawkins, R (1, 1) OBP: 0.118, SLG: 0.063 Jerry Turner, L (8, PH) OBP: 0.143, SLG: 0.077 Sid Monge, S (8, 1)			0-3 K		0-0 4-3			0-0 3-1	2 0 0 0 0 1 1 1 0 0 0 0 0 0 0 0 0 0 0 0 0											
<b>Inning Stats</b>	R: 0 E: 0 K: 1 S: 5	H: 0 LOB: 0 BB: 0 P: 5	R: 0 E: 0 K: 0 S: 3	H: 0 LOB: 0 BB: 0 P: 3	R: 0 E: 0 K: 1 S: 6	H: 1 LOB: 1 BB: 0 P: 6	R: 0 E: 0 K: 1 S: 5	H: 0 LOB: 0 BB: 0 P: 5	R: 0 E: 0 K: 0 S: 4	H: 2 LOB: 1 BB: 0 P: 4	R: 0 E: 0 K: 0 S: 4	H: 2 LOB: 1 BB: 0 P: 4	R: 0 E: 0 K: 0 S: 3	H: 0 LOB: 0 BB: 0 P: 3	R: 0 E: 0 K: 1 S: 6	H: 2 LOB: 1 BB: 0 P: 6	1B: 7 2B: 1 3B: 0 HR: 0	SF: 0 SAC: 0 DP: 2 HBP: 0	WP: 0 PB: 0 SB: 1 CS: 0	PA: 31
<b>PITCHER</b> Steve Rogers, R (1, 1) ERA: 2.15	IP: 9.0 WLS: W BF: 31 H: 7 R: 0 ER: 0 SO: 4 BB: 0 IBB: 0 HBP: 0 BLK: 0 WP: 0 HR: 0 S: 39 P: 39 ERA: 0.00 WHIP: 0.778																			

San Diego Padres @ Montreal Expos  
Olympic Stadium, Montreal, QB  
Wed May 25 1983, 7:05 PM EDT  
Att: 14,297 - Unknown

AB 31  
R 0  
H 7  
RBI 0  
BB 0  
SO 4  
LOB 10



Batter	1	2	3	4	5	6	7	8	9	AB	R	H	RBI	BB	SO	LOB	BOTTOM			
Tim Raines, S (1, 7) OBP: 0.374, SLG: 0.351	0-0 B3	0-0 4-3		0-0 F8		4-0 1B BB		0-0 F8	4 0 0 0 1 0 4											
Bryan Little, S (1, 4) OBP: 0.388, SLG: 0.347	0-0 4-3 1B		0-0 F7		0-0 B2	0-0 1-2 3-H 1B		0-0 2B	5 0 3 1 0 0 0											
Andre Dawson, R (1, 8) OBP: 0.325, SLG: 0.551	0-0 4-3 1B		0-0 F5		0-0 6-3	0-0 F3			4 0 1 0 0 0 2											
Al Oliver, L (1, 3) OBP: 0.344, SLG: 0.441	0-0 4-3		4-0 BB		0-0 2B		0-0 L3		3 0 1 0 1 0 2											
Gary Carter, R (1, 2) OBP: 0.301, SLG: 0.437	0-0 F9		0-0 F2		0-0 F9		0-0 4-3		4 0 0 0 0 0 4											
Warren Cromartie, L (1, 9) OBP: 0.356, SLG: 0.435		0-0 5-3		0-0 F7		4-3 1B 2B		0-0 2B	4 1 2 0 0 0 0											
Tim Wallach, R (1, 5) OBP: 0.301, SLG: 0.413		0-0 1B 1B		0-0 SH3 BB 1B		0-0 4-3	4-0 1B IBB		3 0 2 0 1 0 1											
Chris Speier, R (1, 6) OBP: 0.341, SLG: 0.289		0-0 SH1-3 1B		4-0 SH3 BB		0-0 4-3	0-0 WP SH3 1B		3 1 2 1 1 0 2											
Steve Rogers, R (1, 1) OBP: 0.160, SLG: 0.125		0-0 SH1-3		0-0 SH3		3-H SH3	0-0 6-3		1 0 0 0 0 0 0											
<b>Inning Stats</b>	R: 0 E: 0 K: 0 S: 5	H: 2 LOB: 2 BB: 0 P: 5	R: 0 E: 0 K: 0 S: 5	H: 2 LOB: 2 BB: 0 P: 5	R: 0 E: 0 K: 0 S: 3	H: 0 LOB: 1 BB: 1 P: 7	R: 0 E: 0 K: 0 S: 4	H: 1 LOB: 2 BB: 1 P: 8	R: 0 E: 0 K: 0 S: 6	H: 3 LOB: 2 BB: 1 P: 10	R: 0 E: 0 K: 0 S: 4	H: 1 LOB: 2 BB: 1 P: 8	R: 0 E: 0 K: 0 S: 3	H: 1 LOB: 1 BB: 0 P: 3	R: 0 E: 0 K: 0 S: 6	H: 3 LOB: 2 BB: 1 P: 10	1B: 7 2B: 4 3B: 0 HR: 0	SF: 0 SAC: 3 DP: 0 HBP: 0	WP: 1 PB: 0 SB: 0 CS: 0	PA: 38
<b>PITCHER</b> Andy Hawkins, R (1, 1) ERA: 2.01 Sid Monge, L (8, 1) ERA: 5.52	IP: 7.0 WLS: L BF: 35 H: 10 R: 2 ER: 2 SO: 2 BB: 3 IBB: 1 HBP: 0 BLK: 0 WP: 1 HR: 0 S: 31 P: 47 ERA: 2.57 WHIP: 1.857																			

San Diego Padres @ Montreal Expos  
Olympic Stadium, Montreal, QB  
Wed May 25 1983, 7:05 PM EDT  
Att: 14,297 - Unknown

AB 31  
R 2  
H 11  
RBI 2  
BB 4  
SO 0  
LOB 15





Batter	1	2	3	4	5	6	7	8	9	AB	R	H	RBI	BB	SO	LOB	TOP							
Tim Raines, S OBP: 0.380, SLG: 0.351 (1, 7)										3	1	1	1	2	0	1	<b>Montreal Expos @ Philadelphia Phillies</b> Veterans Stadium, Philadelphia, PA Fri May 27 1983, 7:05 PM EDT Att: 25,573 - Unknown							
Mike Vail, R OBP: 0.188, SLG: 0.290 Jeff Reardon, R (8, 1)										5	1	1	2	0	0	5								
Andre Dawson, R OBP: 0.328, SLG: 0.546 (1, 8)										5	1	2	0	0	2	0								
Al Oliver, L OBP: 0.345, SLG: 0.446 (1, 3)										5	2	2	0	0	0	2								
Gary Carter, R OBP: 0.312, SLG: 0.447 (1, 2)										4	1	2	0	1	0	2								
Tim Wallach, R OBP: 0.304, SLG: 0.419 (1, 5)										5	1	2	1	0	0	3								
Chris Speier, R OBP: 0.355, SLG: 0.300 (1, 6)										4	0	2	1	1	1	2								
Doug Flynn, R OBP: 0.240, SLG: 0.254 Warren Cromartie, L OBP: 0.353, SLG: 0.435 (8, PH)										3	0	0	0	0	0	3								
Scott Sanderson, R OBP: 0.200, SLG: 0.333 Bryn Smith, R Terry Crowley, L Bryan Little, S OBP: 0.368, SLG: 0.347 (8, 9)										0	0	0	0	0	0	0								
<b>Inning Stats</b>	R: 3 E: 0 K: 1 S: 8	H: 3 LOB: 1 BB: 1 P: 12	R: 0 E: 0 K: 0 S: 4	H: 2 LOB: 1 BB: 0 P: 4	R: 0 E: 0 K: 1 S: 5	H: 0 LOB: 1 BB: 1 P: 9	R: 0 E: 0 K: 0 S: 4	H: 1 LOB: 1 BB: 0 P: 4	R: 0 E: 0 K: 0 S: 3	H: 1 LOB: 0 BB: 0 P: 3	R: 1 E: 0 K: 0 S: 5	H: 3 LOB: 1 BB: 0 P: 5	R: 0 E: 0 K: 0 S: 3	H: 0 LOB: 0 BB: 0 P: 3	R: 2 E: 1 K: 0 S: 5	H: 1 LOB: 3 BB: 3 P: 17		R: 1 E: 1 K: 1 S: 7	H: 2 LOB: 1 BB: 0 P: 7	1B: 8 2B: 4 3B: 0 HR: 1	SF: 1 SAC: 1 DP: 2 HBP: 0	WP: 0 PB: 1 SB: 0 CS: 1	PA: 43	
<b>PITCHER</b>	IP WLS BF H R ER SO BB IBB HBP BLK WP HR S P ERA WHIP	5.0 L 25 10 4 4 2 2 0 0 0 0 1 27 35 7.20 2.400	2.1 8 1 2 0 0 0 0 0 0 0 0 0 8 8 0.00 0.429	1.2 10 2 1 0 1 2 1 0 0 0 0 0 9 21 0.00 2.400																				

AB	36
R	7
H	13
RBI	6
BB	5
SO	3
LOB	19



Batter	1	2	3	4	5	6	7	8	9	AB	R	H	RBI	BB	SO	LOB	BOTTOM							
Pete Rose, S OBP: 0.329, SLG: 0.336 (1, 3)										5	0	2	1	0	1	3	<b>Montreal Expos @ Philadelphia Phillies</b> Veterans Stadium, Philadelphia, PA Fri May 27 1983, 7:05 PM EDT Att: 25,573 - Unknown							
Von Hayes, L OBP: 0.226, SLG: 0.229 Larry Milbourne, S OBP: 0.276, SLG: 0.280 (8, 8)										5	0	1	0	0	0	4								
Mike Schmidt, R OBP: 0.414, SLG: 0.496 (1, 5)										4	0	0	0	1	3	1								
Gary Matthews, R OBP: 0.346, SLG: 0.359 (1, 7)										5	0	1	0	0	0	3								
Bo Diaz, R OBP: 0.305, SLG: 0.361 (1, 2)										5	1	3	0	0	0	1								
Gary Maddox, R OBP: 0.337, SLG: 0.400 Ron Reed, R Bob Molinaro, L OBP: 0.105, SLG: 0.333 (8, PH)										4	0	1	0	0	0	2								
Kiko Garcia, R OBP: 0.556, SLG: 0.500 (9, 6)										3	2	3	1	1	0	0								
Ivan De Jesus, R OBP: 0.274, SLG: 0.265 Joe Lefebvre, L OBP: 0.320, SLG: 0.261 (8, PH)										3	1	2	2	0	0	1								
Steve Carlton, L OBP: 0.228, SLG: 0.333 Willie Hernandez, L OBP: 0.697, SLG: 0.667 Greg Gross, L OBP: 0.400, SLG: 0.415 (8, 9)										1	0	1	0	0	0	0								
<b>Inning Stats</b>	R: 0 E: 0 K: 0 S: 4	H: 1 LOB: 1 BB: 0 P: 4	R: 1 E: 1 K: 2 S: 10	H: 3 LOB: 2 BB: 0 P: 10	R: 0 E: 0 K: 1 S: 6	H: 1 LOB: 1 BB: 0 P: 6	R: 0 E: 0 K: 0 S: 3	H: 2 LOB: 0 BB: 0 P: 3	R: 0 E: 0 K: 0 S: 4	H: 1 LOB: 2 BB: 1 P: 8	R: 2 E: 1 K: 0 S: 7	H: 4 LOB: 2 BB: 0 P: 7	R: 0 E: 0 K: 1 S: 6	H: 1 LOB: 1 BB: 0 P: 6	R: 1 E: 0 K: 0 S: 4	H: 1 LOB: 1 BB: 1 P: 8		R: 0 E: 0 K: 1 S: 6	H: 1 LOB: 1 BB: 0 P: 6	1B: 14 2B: 1 3B: 0 HR: 1	SF: 0 SAC: 0 DP: 1 HBP: 0	WP: 0 PB: 0 SB: 0 CS: 1	PA: 42	
<b>PITCHER</b>	IP WLS BF H R ER SO BB IBB HBP BLK WP HR S P ERA WHIP	5.2 W 28 12 3 2 3 1 0 0 0 0 1 33 37 3.18 2.294	1.1 5 1 0 0 1 0 0 0 0 0 0 0 7 7 0.00 0.750	2.0 S 9 2 1 1 1 1 0 0 0 0 0 10 14 4.50 1.500																				

AB	40
R	4
H	15
RBI	4
BB	2
SO	5
LOB	20













Batter	1	2	3	4	5	6	7	8	9	AB	R	H	RBI	BB	SO	LOB	TOP																	
Tim Raines, S (1, 7) OBP: 0.393, SLG: 0.384 Terry Francona, L (6, 7) OBP: 0.162, SLG: 0.189	0-0 CS 1B		0-0 HR		4-0 3B BB		0-0 4-3			2	2	1	1	0	0	0																		
Bryan Little, S (1, 6) OBP: 0.385, SLG: 0.389	4-0 FC6-4 1-2 BB		0-0 1B		0-0 1B 3B			0-0 G4-6-3 1B		3	1	3	1	1	0	0																		
Andre Dawson, R (1, 8) OBP: 0.339, SLG: 0.552	0-0 FC6-4 1-2		0-0 F6		0-0 G6-3 1B			0-0 G4-6-3 1B		4	0	2	1	0	0	2																		
Al Oliver, L (1, 3) OBP: 0.339, SLG: 0.429	0-0 F8		0-0 F7		0-0 G6-3			0-0 G4-6-3		4	0	0	0	0	0	5																		
Gary Carter, R (1, 2) OBP: 0.301, SLG: 0.414		0-0 F9		0-0 F2		0-0 1-3		4-0 IBB		3	0	0	0	1	0	0																		
Warren Cromartie, L (1, 9) OBP: 0.351, SLG: 0.433		0-0 F7		0-0 1-3		0-0 F7		0-0 4-3		4	0	0	0	0	0	2																		
Tim Wallach, R (1, 5) OBP: 0.306, SLG: 0.428		0-0 FC5-4 1B		0-0 HR		0-0 4-3			0-0 B2-6-4 1B	4	1	3	1	0	0	0																		
Doug Flynn, R (1, 4) OBP: 0.236, SLG: 0.260		0-0 FC5-4 1-2		0-0 F4-3			0-0 F7		0-0 B2-6-4 1-2	4	0	0	0	0	0	2																		
Steve Rogers, R (1, 1) OBP: 0.138, SLG: 0.107			0-0 4-3		0-0 4-3		0-3 K		0-0 6-3	4	0	0	0	0	1	0																		
<b>Inning Stats</b>	R: 0 E: 0 K: 0 S: 3	H: 1 LOB: 1 BB: 1 P: 7	R: 0 E: 0 K: 0 S: 4	H: 1 LOB: 1 BB: 0 P: 4	R: 1 E: 0 K: 0 S: 5	H: 2 LOB: 1 BB: 0 P: 5	R: 1 E: 0 K: 0 S: 4	H: 1 LOB: 0 BB: 0 P: 4	R: 2 E: 0 K: 0 S: 4	H: 2 LOB: 0 BB: 1 P: 8	R: 0 E: 0 K: 0 S: 3	H: 0 LOB: 0 BB: 0 P: 3	R: 0 E: 0 K: 0 S: 5	H: 0 LOB: 0 BB: 0 P: 5	R: 0 E: 0 K: 0 S: 4	H: 2 LOB: 2 BB: 1 P: 8	R: 0 E: 0 K: 0 S: 3	H: 1 LOB: 0 BB: 0 P: 3	1B: 7 2B: 0 3B: 1 HR: 2	SF: 0 SAC: 0 DP: 3 HBP: 0	WP: 0 PB: 0 SB: 0 CS: 1	PA: 36												
<b>PITCHER</b>	IP WLS BF H R ER SO BB IBB HBP BLK WP HR S P ERA WHIP	IP WLS BF H R ER SO BB IBB HBP BLK WP HR S P ERA WHIP																																
Andy Hawkins, R (1, 1) ERA: 2.37	7.0	30	9	4	4	1	2	0	0	0	0	0	0	2	30	38	5.14	1.571																
Gary Lucas, L (8, 1) ERA: 3.47	2.0	W	6	1	0	0	0	0	1	0	0	0	0	0	5	9	0.00	0.500																

Montreal Expos @ San Diego Padres  
Jack Murphy Stadium, San Diego, CA  
Mon May 30 1983, 10:05 PM EDT  
Att: 18,929 - Unknown

AB	33
R	4
H	10
RBI	4
BB	3
SO	1
LOB	11



Batter	1	2	3	4	5	6	7	8	9	AB	R	H	RBI	BB	SO	LOB	BOTTOM																
Alan Wiggins, S (1, 8) OBP: 0.336, SLG: 0.297	0-0 B1		0-0 F4-3		4-0 FC5-4 1-2 BB			0-0 F4-3		3	0	0	0	1	0	0																	
Juan Bonilla, R (1, 4) OBP: 0.345, SLG: 0.381	0-3 K		0-0 F9		0-0 FC5-4 1-2 2-3			0-0 F4-3		4	0	0	0	0	1	2																	
Gene Richards, L (1, 7) OBP: 0.368, SLG: 0.454	0-0 F4-3		0-0 L9		0-0 F4-3			0-0 G3		4	0	0	0	0	0	2																	
Steve Garvey, R (1, 3) OBP: 0.362, SLG: 0.506		0-0 2B 1B		0-0 1B 2B		0-0 F8		0-0 E BB 1B		4	3	3	0	0	0	0																	
Terry Kennedy, L (1, 2) OBP: 0.365, SLG: 0.438		0-0 F4-3 1-H CS 2B		0-0 HR 1B		0-0 F8		0-0 E6 BB 1-3		4	1	2	2	0	0	1																	
Sixto Lezcano, R (1, 9) OBP: 0.345, SLG: 0.355		0-0 F4-3 2-3		0-0 HR 1B		0-3 K		4-0 BB IBB		3	1	1	2	1	1	1																	
Tim Flannery, L (1, 5) OBP: 0.326, SLG: 0.429		0-0 F4-3 3-H		0-0 B5-3			0-0 F4-3		0-0 F3	4	0	0	0	0	0	4																	
Mario Ramirez, R (1, 6) OBP: 0.400, SLG: 0.262 Jerry Turner, L (9, PH) OBP: 0.188, SLG: 0.133			0-0 F9		0-0 FC5-4 BB 1B		0-0 F7		0-3 K	3	0	1	0	0	0	0																	
Andy Hawkins, R (1, 1) OBP: 0.100, SLG: 0.053 Gary Lucas, L (8, 1) Ruppert Jones, L (9, PH) OBP: 0.256, SLG: 0.304			0-3 K		0-3 K		0-0 6-3		4-0 1-2 2-3 3-H BB	3	0	0	0	0	0	2																	
<b>Inning Stats</b>	R: 0 E: 0 K: 1 S: 5	H: 0 LOB: 0 BB: 0 P: 5	R: 1 E: 0 K: 0 S: 4	H: 2 LOB: 0 BB: 0 P: 4	R: 0 E: 0 K: 1 S: 5	H: 0 LOB: 0 BB: 0 P: 5	R: 3 E: 0 K: 0 S: 6	H: 3 LOB: 0 BB: 0 P: 6	R: 0 E: 0 K: 1 S: 6	H: 1 LOB: 2 BB: 1 P: 10	R: 0 E: 0 K: 1 S: 5	H: 0 LOB: 0 BB: 0 P: 5	R: 0 E: 0 K: 0 S: 3	H: 0 LOB: 0 BB: 0 P: 3	R: 0 E: 0 K: 0 S: 3	H: 0 LOB: 0 BB: 0 P: 3	R: 1 E: 1 K: 1 S: 6	H: 1 LOB: 3 BB: 2 P: 14	1B: 4 2B: 2 3B: 0 HR: 1	SF: 0 SAC: 0 DP: 0 HBP: 0	WP: 0 PB: 0 SB: 0 CS: 1	PA: 36											
<b>PITCHER</b>	IP WLS BF H R ER SO BB IBB HBP BLK WP HR S P ERA WHIP	IP WLS BF H R ER SO BB IBB HBP BLK WP HR S P ERA WHIP																															
Steve Rogers, R (1, 1) ERA: 2.34	8.2	L	36	7	5	4	5	2	1	0	0	0	1	43	55	4.15	1.038																

Montreal Expos @ San Diego Padres  
Jack Murphy Stadium, San Diego, CA  
Mon May 30 1983, 10:05 PM EDT  
Att: 18,929 - Unknown

AB	33
R	5
H	7
RBI	5
BB	3
SO	5
LOB	14





Batter	1	2	3	4	5	6	7	8	9	AB	R	H	RBI	BB	SO	LOB	TOP																	
<b>Bryan Little, S</b> OBP: 0.378, SLG: 0.407 (1, 6)										5	1	1	3	0	1	0	<b>Montreal Expos @ San Diego Padres</b> Jack Murphy Stadium, San Diego, CA Tue May 31 1983, 10:05 PM EDT Att: 9,240 - Unknown  livebaseballscores.com  <b>AB 36</b> <b>R 3</b> <b>H 9</b> <b>RBI 3</b> <b>BB 2</b> <b>SO 5</b> <b>LOB 17</b>																	
<b>Terry Francona, L</b> OBP: 0.214, SLG: 0.286 (1, 7)										5	0	3	0	0	0	0																		
<b>Andre Dawson, R</b> OBP: 0.332, SLG: 0.540 (1, 8)										4	0	0	0	0	1	3																		
<b>Al Oliver, L</b> OBP: 0.337, SLG: 0.421 (1, 3)										3	0	0	0	1	0	1																		
<b>Gary Carter, R</b> OBP: 0.306, SLG: 0.423 (1, 2)										4	0	2	0	0	0	2																		
<b>Warren Cromartie, L</b> OBP: 0.368, SLG: 0.427 (1, 9)										4	1	1	0	0	0	2																		
<b>Tim Wallach, R</b> OBP: 0.311, SLG: 0.426 (1, 5)										3	1	1	0	1	1	2																		
<b>Doug Flynn, R</b> OBP: 0.237, SLG: 0.260 (1, 4)										4	0	1	0	0	1	3																		
<b>Chris Welsh, L</b> OBP: 0.182, SLG: 0.100 (1, 1)										3	0	0	0	0	1	4																		
<b>Jeff Reardon, R</b> (7, 1)										0	0	0	0	0	0	0																		
<b>Terry Crowley, L</b> (9, PH)										1	0	0	0	0	0	0																		
<b>Inning Stats</b>	R: 0 E: 0 K: 1 S: 6	H: 1 LOB: 1 BB: 0 P: 6	R: 0 E: 0 K: 0 S: 4	H: 1 LOB: 2 BB: 1 P: 8	R: 0 E: 0 K: 0 S: 4	H: 1 LOB: 2 BB: 1 P: 8	R: 3 E: 0 K: 0 S: 7	H: 4 LOB: 1 BB: 0 P: 7	R: 0 E: 0 K: 0 S: 4	H: 1 LOB: 1 BB: 0 P: 4	R: 0 E: 0 K: 3 S: 9	H: 0 LOB: 0 BB: 0 P: 9	R: 0 E: 0 K: 0 S: 3	H: 0 LOB: 0 BB: 0 P: 3	R: 0 E: 0 K: 1 S: 6	H: 1 LOB: 1 BB: 0 P: 6	R: 0 E: 0 K: 0 S: 3	H: 0 LOB: 0 BB: 0 P: 3	1B: 5 2B: 3 3B: 0 HR: 1	SF: 0 SAC: 0 DP: 0 HBP: 0	WP: 0 PB: 0 SB: 0 CS: 0	PA: 38												
<b>PITCHER</b>	IP WLS BF H R ER SO BB IBB HBP BLK WP HR S P ERA WHIP																																	
<b>Ed Whitson, R</b> ERA: 7.62 (1, 1)	5.0	25	8	3	3	1	2	0	0	0	0	0	0	1	25	33	5.40	2.000																
<b>Elias Sosa, R</b> ERA: 5.4 (6, 1)	2.0	6	0	0	0	3	0	0	0	0	0	0	0	0	12	12	0.00	0.000																
<b>John Montefusco, R</b> ERA: 6.35 (8, 1)	2.0	W 7	1	0	0	1	0	0	0	0	0	0	0	0	9	9	0.00	0.500																

Batter	1	2	3	4	5	6	7	8	9	AB	R	H	RBI	BB	SO	LOB	BOTTOM																	
<b>Alan Wiggins, S</b> OBP: 0.333, SLG: 0.296 (1, 8) (9, 7)										4	0	1	0	0	1	1	<b>Montreal Expos @ San Diego Padres</b> Jack Murphy Stadium, San Diego, CA Tue May 31 1983, 10:05 PM EDT Att: 9,240 - Unknown  livebaseballscores.com  <b>AB 32</b> <b>R 5</b> <b>H 7</b> <b>RBI 5</b> <b>BB 1</b> <b>SO 2</b> <b>LOB 7</b>																	
<b>Juan Bonilla, R</b> OBP: 0.338, SLG: 0.373 (1, 4)										4	1	0	0	0	0	0																		
<b>Gene Richards, L</b> OBP: 0.358, SLG: 0.440 (1, 7)										4	0	0	0	0	0	2																		
<b>Ruppert Jones, L</b> OBP: 0.256, SLG: 0.304 (9, 8)										0	0	0	0	0	0	0																		
<b>Steve Garvey, R</b> OBP: 0.365, SLG: 0.522 (1, 3)										4	2	2	2	0	0	0																		
<b>Sixto Lezcano, R</b> OBP: 0.337, SLG: 0.345 (1, 9)										4	0	0	0	0	0	1																		
<b>Terry Kennedy, L</b> OBP: 0.398, SLG: 0.448 (1, 2)										3	1	1	1	1	0	0																		
<b>Luis Salazar, R</b> OBP: 0.340, SLG: 0.388 (1, 5)										3	1	2	1	0	0	0																		
<b>Garry Templeton, S</b> OBP: 0.252, SLG: 0.304 (1, 6)										3	0	0	0	0	0	3																		
<b>Ed Whitson, R</b> (1, 1)										1	0	0	0	0	0	0																		
<b>Jerry Turner, L</b> OBP: 0.176, SLG: 0.125 (5, PH)										1	0	0	0	0	1	0																		
<b>Elias Sosa, R</b> (6, 1)										0	0	0	0	0	0	0																		
<b>Kurt Bevacqua, R</b> OBP: 0.476, SLG: 0.412 (7, PH)										1	0	1	1	0	0	0																		
<b>John Montefusco, R</b> (8, 1)										0	0	0	0	0	0	0																		
<b>Inning Stats</b>	R: 0 E: 0 K: 1 S: 5	H: 0 LOB: 0 BB: 0 P: 5	R: 0 E: 0 K: 0 S: 4	H: 1 LOB: 2 BB: 1 P: 8	R: 0 E: 1 K: 0 S: 4	H: 0 LOB: 1 BB: 0 P: 4	R: 0 E: 0 K: 0 S: 3	H: 0 LOB: 0 BB: 0 P: 3	R: 0 E: 0 K: 1 S: 5	H: 0 LOB: 0 BB: 0 P: 5	R: 0 E: 0 K: 0 S: 3	H: 1 LOB: 1 BB: 0 P: 3	R: 3 E: 1 K: 0 S: 7	H: 4 LOB: 1 BB: 0 P: 7	R: 2 E: 1 K: 0 S: 5	H: 1 LOB: 0 BB: 0 P: 5	1B: 4 2B: 1 3B: 1 HR: 1	SF: 0 SAC: 0 DP: 0 HBP: 0	WP: 0 PB: 0 SB: 0 CS: 0	PA: 33														
<b>PITCHER</b>	IP WLS BF H R ER SO BB IBB HBP BLK WP HR S P ERA WHIP																																	
<b>Chris Welsh, L</b> ERA: 3.9 (1, 1)	6.2	26	5	3	3	2	1	0	0	0	0	0	0	0	29	33	4.05	0.900																
<b>Jeff Reardon, R</b> ERA: 3.6 (7, 1)	1.1	L 7	2	2	1	0	0	0	0	0	1	7	7	6.75	1.500																			







Batter	1	2	3	4	5	6	7	8	9	AB	R	H	RBI	BB	SO	LOB	TOP										
<b>Bryan Little, S</b> OBP: 0.386, SLG: 0.417 (1, 6)										4	3	2	1	1	0	0	<b>Montreal Expos @ San Francisco Giants</b> Candlestick Park, San Francisco, CA Thu Jun 02 1983, 10:05 PM EDT Att: 9,674 - Unknown										
<b>Terry Francona, L</b> OBP: 0.192, SLG: 0.255 (1, 7) (7, 3)										5	1	1	1	0	0	2											
<b>Andre Dawson, R</b> OBP: 0.340, SLG: 0.557 (1, 8)										4	2	2	3	1	0	0											
<b>Al Oliver, L</b> OBP: 0.342, SLG: 0.422 <b>Jim Wothford, R</b> OBP: 0.299, SLG: 0.395 (1, 3) (7, 7)										4	1	1	0	0	0	1											
<b>Gary Carter, R</b> OBP: 0.305, SLG: 0.422 (1, 2)										5	1	2	1	0	0	0											
<b>Warren Cromartie, L</b> OBP: 0.352, SLG: 0.421 (1, 9)										5	1	2	1	0	0	1											
<b>Tim Wallach, R</b> OBP: 0.330, SLG: 0.465 (1, 5)										4	1	3	1	0	0	2											
<b>Doug Flynn, R</b> OBP: 0.237, SLG: 0.259 (1, 4)										4	1	1	1	0	0	3											
<b>Charlie Lea, R</b> <b>Randy Lerch, L</b> OBP: 0.750, SLG: 1.000 <b>Ray Burris, R</b> OBP: 0.250, SLG: 0.250 (1, 1) (5, 1) (5, 1)										1	0	0	0	0	1	0											
<b>Inning Stats</b>	R: 0 E: 0 K: 0 S: 3	H: 0 LOB: 0 BB: 0 P: 3	R: 1 E: 0 K: 0 S: 5	H: 3 LOB: 1 BB: 0 P: 5	R: 0 E: 0 K: 1 S: 5	H: 0 LOB: 0 BB: 0 P: 5	R: 0 E: 0 K: 0 S: 3	H: 0 LOB: 0 BB: 0 P: 3	R: 4 E: 0 K: 0 S: 8	H: 5 LOB: 1 BB: 0 P: 8	R: 1 E: 0 K: 1 S: 7	H: 2 LOB: 1 BB: 0 P: 7	R: 2 E: 0 K: 0 S: 4	H: 1 LOB: 0 BB: 1 P: 8	R: 0 E: 0 K: 1 S: 6	H: 1 LOB: 1 BB: 0 P: 6		R: 3 E: 1 K: 0 S: 5	H: 3 LOB: 0 BB: 1 P: 9	1B: 12 2B: 3 3B: 0 HR: 1	SF: 0 SAC: 1 DP: 1 HBP: 0	WP: 0 PB: 0 CS: 2	PA: 42				
<b>PITCHER</b>	IP	WLS	BF	H	R	ER	SO	BB	IBB	HBP	BLK	WP	HR	S	P	ERA	WHIP										
<b>Andy McGaffigan, R</b> ERA: 4.66 (1, 1)	4.0	L	17	6	4	4	1	0	0	0	0	0	0	19	19	9.00	1.500										
<b>Greg Minton, R</b> ERA: 8.12 (5, 1)	1.0		5	2	1	1	0	0	0	0	0	0	0	5	5	9.00	2.000										
<b>Renie Martin, R</b> ERA: 3.96 (6, 1)	2.0		10	3	3	3	1	1	0	0	0	0	1	11	15	13.50	2.000										
<b>Brian Kingman, R</b> ERA: 9.0 (8, 1)	2.0		10	4	3	2	1	1	0	0	0	0	0	11	15	9.00	2.500										

Batter	1	2	3	4	5	6	7	8	9	AB	R	H	RBI	BB	SO	LOB	BOTTOM										
<b>Johnnie LeMaster, R</b> OBP: 0.380, SLG: 0.392 <b>Dave Bergman, L</b> OBP: 0.266, SLG: 0.256 (1, 6) (5, PH) (6, 3)										2	0	0	0	0	0	1	<b>Montreal Expos @ San Francisco Giants</b> Candlestick Park, San Francisco, CA Thu Jun 02 1983, 10:05 PM EDT Att: 9,674 - Unknown										
<b>Darrell Evans, L</b> OBP: 0.439, SLG: 0.630 (1, 3) (6, 6)										5	0	1	0	0	0	3											
<b>Chili Davis, S</b> OBP: 0.335, SLG: 0.426 (1, 8)										3	0	0	0	1	1	1											
<b>Jack Clark, R</b> OBP: 0.342, SLG: 0.433 (1, 9)										3	0	1	1	1	0	0											
<b>Max Venable, L</b> OBP: 0.250, SLG: 0.368 (1, 7)										4	0	0	0	0	3	3											
<b>Tom O'Malley, L</b> OBP: 0.350, SLG: 0.311 (1, 5)										4	1	2	1	0	1	0											
<b>Brad Wellman, R</b> OBP: 0.438, SLG: 0.357 (1, 4)										4	1	1	0	0	0	1											
<b>Mitt May, L</b> OBP: 0.286, SLG: 0.313 (1, 2)										4	1	3	0	0	0	0											
<b>Andy McGaffigan, R</b> ERA: 4.66 <b>Greg Minton, S</b> <b>Champ Summers, L</b> OBP: 0.226, SLG: 0.250 <b>Renie Martin, R</b> ERA: 3.96 <b>Wallace Johnson, S</b> OBP: 0.402, SLG: 0.350 <b>Brian Kingman, R</b> ERA: 9.0 <b>Joel Youngblood, R</b> OBP: 0.404, SLG: 0.330 (1, 1) (5, 1) (5, PH) (6, 1) (7, 1) (8, 1) (8, PH)										1	0	0	0	0	1	1											
<b>Inning Stats</b>	R: 0 E: 0 K: 1 S: 5	H: 0 LOB: 0 BB: 0 P: 5	R: 0 E: 0 K: 1 S: 5	H: 0 LOB: 0 BB: 0 P: 5	R: 0 E: 0 K: 1 S: 6	H: 1 LOB: 1 BB: 0 P: 6	R: 0 E: 0 K: 1 S: 5	H: 0 LOB: 1 BB: 1 P: 9	R: 0 E: 0 K: 1 S: 8	H: 4 LOB: 2 BB: 3 P: 20	R: 0 E: 0 K: 0 S: 3	H: 0 LOB: 0 BB: 0 P: 3	R: 0 E: 0 K: 1 S: 6	H: 1 LOB: 1 BB: 0 P: 6	R: 0 E: 0 K: 1 S: 6	H: 1 LOB: 1 BB: 0 P: 6		R: 0 E: 0 K: 0 S: 4	H: 1 LOB: 1 BB: 0 P: 4	1B: 6 2B: 1 3B: 0 HR: 1	SF: 0 SAC: 0 DP: 1 HBP: 0	WP: 0 PB: 0 CS: 0	PA: 38				
<b>PITCHER</b>	IP	WLS	BF	H	R	ER	SO	BB	IBB	HBP	BLK	WP	HR	S	P	ERA	WHIP										
<b>Charlie Lea, R</b> ERA: 3.32 (1, 1)	4.0		19	4	4	4	4	3	0	0	0	0	1	24	36	9.00	1.750										
<b>Randy Lerch, L</b> ERA: 3.96 (5, 1)	0.2		2	0	0	0	0	1	0	0	0	0	0	1	5	0.00	1.500										
<b>Ray Burris, R</b> ERA: 1.78 (5, 1)	4.1	W	17	4	0	0	3	0	0	0	0	0	0	23	23	0.00	0.923										





Batter	1	2	3	4	5	6	7	8	9	AB	R	H	RBI	BB	SO	LOB	TOP					
Tim Raines, S (1, 7) OBP: 0.393, SLG: 0.387	3-1	E6		5-3																		
Bryan Little, S (1, 6) OBP: 0.387, SLG: 0.417		PO	L4		F8	4-3																
Andre Dawson, R (1, 8) OBP: 0.342, SLG: 0.568					F8		6-3															
Al Oliver, L (1, 3) OBP: 0.343, SLG: 0.427																						
Terry Francona, L (9, 3) OBP: 0.192, SLG: 0.255					F8		1-3															
Gary Carter, R (1, 2) OBP: 0.308, SLG: 0.421					F9																	
Warren Cromartie, L (1, 9) OBP: 0.393, SLG: 0.445																						
Tim Wallach, R (1, 5) Mike Phillips, L (9, 5)																						
Doug Flynn, R (1, 4) OBP: 0.236, SLG: 0.257																						
Bill Gullickson, R (1, 1)																						
<b>Inning Stats</b>	R: 2 E: 0 K: 2 S: 10	H: 3 LOB: 1 BB: 0 P: 10	R: 0 E: 1 K: 0 S: 3	H: 0 LOB: 1 BB: 1 P: 7	R: 1 E: 0 K: 0 S: 4	H: 1 LOB: 0 BB: 0 P: 4	R: 0 E: 0 K: 1 S: 6	H: 1 LOB: 2 BB: 0 P: 7	R: 0 E: 0 K: 0 S: 3	H: 0 LOB: 0 BB: 0 P: 3	R: 2 E: 0 K: 0 S: 6	H: 3 LOB: 2 BB: 1 P: 10	R: 0 E: 0 K: 0 S: 3	H: 0 LOB: 0 BB: 0 P: 3	R: 0 E: 0 K: 0 S: 4	H: 1 LOB: 1 BB: 0 P: 4	R: 4 E: 1 K: 0 S: 8	H: 4 LOB: 1 BB: 0 P: 8	1B: 9 2B: 2 3B: 0 HR: 2	SF: 1 SAC: 1 DP: 0 HBP: 1	WP: 0 PB: 1 SB: 0 CS: 0	PA: 45
<b>PITCHER</b>	IP WLS BF H R ER SO BB IBB HBP BLK WP HR S P ERA WHIP																					
Mike Krukow, R (1, 1) ERA: 3.38	5.0 L 24 7 5 5 3 1 0 1 0 0 0 2 28 33 9.00 1.600																					
Greg Minton, R (6, 1) ERA: 5.07	2.0 8 1 0 0 0 1 0 0 0 0 0 0 7 11 0.00 1.000																					
Jim Barr, R (8, 1) ERA: 4.73	2.0 12 5 4 3 0 0 0 0 0 0 0 0 12 12 13.50 2.500																					
<b>Batter</b>	<b>1</b>	<b>2</b>	<b>3</b>	<b>4</b>	<b>5</b>	<b>6</b>	<b>7</b>	<b>8</b>	<b>9</b>	<b>AB</b>	<b>R</b>	<b>H</b>	<b>RBI</b>	<b>BB</b>	<b>SO</b>	<b>LOB</b>	<b>BOTTOM</b>					
Max Venable, L (1, 7) OBP: 0.250, SLG: 0.361	F4-3				G3																	
Darrell Evans, L (1, 6) OBP: 0.431, SLG: 0.615																						
Chili Davis, S (1, 8) OBP: 0.333, SLG: 0.419																						
Jack Clark, R (1, 9) OBP: 0.345, SLG: 0.434																						
Dave Bergman, L (1, 3) OBP: 0.294, SLG: 0.256																						
Tom O'Malley, L (1, 5) OBP: 0.348, SLG: 0.309																						
Brad Wellman, R (1, 4) OBP: 0.450, SLG: 0.556																						
Bob Brenly, R (1, 2) OBP: 0.295, SLG: 0.309																						
Mike Krukow, R (1, 1) OBP: 0.429, SLG: 0.538																						
Greg Minton, S (6, 1)																						
Wallace Johnson, S (7, PH) OBP: 0.333, SLG: 0.200																						
Jim Barr, R (8, 1) OBP: 0.167, SLG: 0.333																						
<b>Inning Stats</b>	R: 0 E: 0 K: 1 S: 5	H: 0 LOB: 0 BB: 0 P: 5	R: 0 E: 0 K: 1 S: 7	H: 2 LOB: 2 BB: 0 P: 7	R: 0 E: 0 K: 0 S: 4	H: 1 LOB: 1 BB: 0 P: 4	R: 2 E: 0 K: 1 S: 7	H: 2 LOB: 0 BB: 0 P: 7	R: 0 E: 0 K: 0 S: 4	H: 2 LOB: 2 BB: 1 P: 8	R: 0 E: 0 K: 2 S: 8	H: 1 LOB: 1 BB: 0 P: 8	R: 0 E: 0 K: 0 S: 3	H: 0 LOB: 0 BB: 0 P: 3	R: 0 E: 0 K: 1 S: 5	H: 0 LOB: 0 BB: 0 P: 5	R: 0 E: 0 K: 1 S: 5	H: 0 LOB: 0 BB: 0 P: 5	1B: 7 2B: 0 3B: 0 HR: 1	SF: 0 SAC: 0 DP: 0 HBP: 0	WP: 0 PB: 0 SB: 1 CS: 0	PA: 35
<b>PITCHER</b>	IP WLS BF H R ER SO BB IBB HBP BLK WP HR S P ERA WHIP																					
Bill Gullickson, R (1, 1) ERA: 4.0	9.0 W 35 8 2 2 7 1 0 0 0 0 0 1 48 52 2.00 1.000																					

**Montreal Expos @ San Francisco Giants**  
Candlestick Park, San Francisco, CA  
Fri Jun 03 1983, 6:33 AM EDT  
Att: 14,924 - Unknown

AB 39  
R 9  
H 13  
RBI 9  
BB 2  
SO 3  
LOB 18



**Montreal Expos @ San Francisco Giants**  
Candlestick Park, San Francisco, CA  
Fri Jun 03 1983, 6:33 AM EDT  
Att: 14,924 - Unknown

AB 34  
R 2  
H 8  
RBI 2  
BB 1  
SO 7  
LOB 11





Batter	1	2	3	4	5	6	7	8	9	AB	R	H	RBI	BB	SO	LOB	TOP										
Tim Raines, S (1,7) OBP: 0.390, SLG: 0.384	4-3		FC6-4			K		FC4-2		4	0	1	0	0	1	1	<b>Montreal Expos @ San Francisco Giants</b> Candlestick Park, San Francisco, CA Sat Jun 04 1983, 6:33 AM EDT Att: 15,130 - Unknown <a href="http://livebaseballscorecards.com">livebaseballscorecards.com</a>										
Bryan Little, S (1,6) OBP: 0.386, SLG: 0.410	4-3			F9			FC6-4	F5		2	0	0	0	1	0	0											
Jim Wohlford, R (8,PH) OBP: 0.282, SLG: 0.385							BB			1	0	0	0	0	0	2											
Andre Dawson, R (1,8) OBP: 0.340, SLG: 0.567	F7			F5			FC6-4			4	1	1	1	0	0	1											
Al Oliver, L (1,3) OBP: 0.342, SLG: 0.423		G3		6-3				FC4-2		4	0	1	0	0	0	2											
Gary Carter, R (1,2) OBP: 0.307, SLG: 0.417		5-3			F4					4	0	1	1	0	1	2											
Warren Cromartie, L (1,9) OBP: 0.344, SLG: 0.433			F7		5-3					4	0	0	0	0	0	2											
Tim Wallach, R (1,5) OBP: 0.335, SLG: 0.455			F2		F7					3	0	0	0	1	0	0											
Doug Flynn, R (1,4) OBP: 0.233, SLG: 0.254			K			F3		F8		2	0	0	0	0	1	0											
Jerry White, S (7,PH) OBP: 0.187, SLG: 0.063										1	0	0	0	0	0	3											
Mike Phillips, L (7,6)										1	0	0	0	0	0	0											
Steve Rogers, R (1,1) OBP: 0.161, SLG: 0.133										2	0	1	0	0	0	0											
Terry Crowley, L (8,PH) OBP: 0.097, SLG: 0.500										1	1	1	0	0	0	0											
Jeff Reardon, R (8,1)										0	0	0	0	0	0	0											
<b>Inning Stats</b>	R: 0 E: 0 K: 0 S: 3	H: 0 LOB: 0 BB: 0 P: 3	R: 0 E: 0 K: 0 S: 3	H: 0 LOB: 0 BB: 0 P: 3	R: 0 E: 0 K: 1 S: 6	H: 1 LOB: 1 BB: 0 P: 6	R: 0 E: 0 K: 0 S: 3	H: 0 LOB: 0 BB: 0 P: 3	R: 0 E: 0 K: 1 S: 5	H: 0 LOB: 0 BB: 0 P: 5	R: 1 E: 0 K: 0 S: 5	H: 2 LOB: 3 BB: 2 P: 13	R: 1 E: 0 K: 1 S: 8	H: 3 LOB: 2 BB: 0 P: 8	R: 0 E: 0 K: 0 S: 3	H: 0 LOB: 0 BB: 0 P: 3	1B: 5 2B: 1 3B: 0 HR: 0	SF: 0 SAC: 0 DP: 0 HBP: 0	WP: 0 PB: 0 SB: 1 CS: 0	PA: 35							
<b>PITCHER</b>	IP	WLS	BF	H	R	ER	SO	BB	IBB	HBP	BLK	WP	HR	S	P	ERA	WHIP										
Fred Breining, R (1,1) ERA: 4.16	7.0		28	5	2	2	2	1	1	0	0	0	0	30	38	2.57	0.857										
Gary Lavelle, L (8,1) ERA: 1.53	2.0	W	7	1	0	0	1	0	0	0	0	0	0	9	9	0.00	0.500										

Batter	1	2	3	4	5	6	7	8	9	AB	R	H	RBI	BB	SO	LOB	BOTTOM										
Max Venable, L (1,7) OBP: 0.262, SLG: 0.368	5-3									4	1	2	0	0	0	0	<b>Montreal Expos @ San Francisco Giants</b> Candlestick Park, San Francisco, CA Sat Jun 04 1983, 6:33 AM EDT Att: 15,130 - Unknown <a href="http://livebaseballscorecards.com">livebaseballscorecards.com</a>										
Darrell Evans, L (1,3) OBP: 0.427, SLG: 0.624	F7									4	1	1	2	0	2	1											
Chili Davis, S (1,8) OBP: 0.332, SLG: 0.412										3	0	0	0	1	1	0											
Jack Clark, R (1,9) OBP: 0.343, SLG: 0.430										4	1	1	0	0	2	1											
Tom O'Malley, L (1,5) OBP: 0.358, SLG: 0.329										4	0	3	0	0	0	0											
Joel Youngblood, R (1,4) OBP: 0.247, SLG: 0.329										4	0	1	0	0	1	2											
Brad Wellman, R (1,6) OBP: 0.435, SLG: 0.524										3	1	1	1	0	0	3											
Milt May, L (1,2) OBP: 0.309, SLG: 0.341										2	0	2	1	1	0	0											
Fred Breining, R (1,1) ERA: 2.36										3	0	0	0	0	2	5											
Gary Lavelle, S (8,1) ERA: 4.15										0	0	0	0	0	0	0											
<b>Inning Stats</b>	R: 0 E: 0 K: 1 S: 5	H: 3 LOB: 2 BB: 1 P: 11	R: 0 E: 0 K: 1 S: 5	H: 1 LOB: 1 BB: 1 P: 9	R: 0 E: 0 K: 1 S: 5	H: 1 LOB: 0 BB: 0 P: 5	R: 0 E: 0 K: 2 S: 7	H: 0 LOB: 0 BB: 0 P: 7	R: 1 E: 0 K: 1 S: 7	H: 2 LOB: 1 BB: 0 P: 7	R: 2 E: 0 K: 1 S: 8	H: 3 LOB: 1 BB: 0 P: 8	R: 2 E: 0 K: 1 S: 8	H: 3 LOB: 1 BB: 0 P: 8	R: 0 E: 0 K: 0 S: 3	H: 0 LOB: 0 BB: 0 P: 3	1B: 8 2B: 2 3B: 0 HR: 1	SF: 0 SAC: 0 DP: 1 HBP: 0	WP: 0 PB: 0 SB: 0 CS: 3	PA: 33							
<b>PITCHER</b>	IP	WLS	BF	H	R	ER	SO	BB	IBB	HBP	BLK	WP	HR	S	P	ERA	WHIP										
Steve Rogers, R (1,1) ERA: 2.36	8		27	8	2	2	7	1	0	0	0	0	0	39	47	2.57	1.286										
Jeff Reardon, R (8,1) ERA: 4.15	1.0	L	6	3	2	2	1	0	0	0	0	0	1	8	8	18.00	3.000										













Batter	1	2	3	4	5	6	7	8	9	AB	R	H	RBI	BB	SO	LOB	TOP								
Lee Mazzilli, S (1, 8) OBP: 0.403, SLG: 0.407	4-0 FC1-6 BB		0-0 F8		0-3 K		0-3 K		0-3 K	4	0	0	0	1	3	4									
Johnny Ray, S (1, 4) OBP: 0.295, SLG: 0.354	0-0 FC1-6 F6-4-3 1-2			0-0 F4-3		0-0 1B 1B		0-0 G3		4	1	1	0	0	0	1									
Bill Madlock, R (1, 5) OBP: 0.387, SLG: 0.419	0-0 F6-4-3 1-2			0-3 K		0-0 1B 1B		0-0 5-3		4	0	1	0	0	1	1									
Jason Thompson, L (1, 3) OBP: 0.366, SLG: 0.416		0-0 F5		0-3 K		0-0 F8		0-0 F4-3		4	0	0	0	0	1	2									
Dave Parker, L (1, 9) OBP: 0.285, SLG: 0.370		0-0 F4			0-0 F9	0-0 FC5-4 1B 1-2 2-H			0-0 1B 1B	4	1	2	1	0	0	0									
Mike Easter, L (1, 7) OBP: 0.359, SLG: 0.422		0-0 F7			0-0 1B BB 1B	0-0 F7			0-0 E9 1B 1-H	4	1	2	0	0	0	2									
Tony Peña, R (1, 2) OBP: 0.270, SLG: 0.313			0-0 5-3		0-0 F9	0-0 FC5-4 1-2			0-0 F8	4	0	0	0	0	0	3									
Dale Berra, R (1, 6) OBP: 0.307, SLG: 0.389				0-0 1B	4-0 1B BB	0-0 F4			0-0 1B HR	3	1	2	1	1	0	0									
Rick Rhoden, R (1, 1) OBP: 0.200, SLG: 0.233				0-0 F6	0-0 F7	0-0 F7			0-0 F4-3	2	0	1	0	0	0	1									
Gene Tenace, R (7, PH) OBP: 0.214, SLG: 0.043										1	0	0	0	0	0	0									
Rod Scurrey, L (7, PH)										0	0	0	0	0	0	0									
Richie Hebner, L (9, PH) OBP: 0.393, SLG: 0.302					1-2 2-3 1B					1	0	0	0	0	0	0									
<b>Inning Stats</b>	R: 0 E: 0 K: 0 S: 2	H: 0 LOB: 0 BB: 1 P: 6	R: 0 E: 0 K: 0 S: 3	H: 0 LOB: 0 BB: 0 P: 3	R: 0 E: 0 K: 0 S: 4	H: 1 LOB: 1 BB: 0 P: 4	R: 0 E: 0 K: 2 S: 7	H: 0 LOB: 0 BB: 0 P: 7	R: 0 E: 0 K: 1 S: 7	H: 2 LOB: 3 BB: 1 P: 11	R: 1 E: 0 K: 0 S: 6	H: 3 LOB: 2 BB: 0 P: 6	R: 0 E: 0 K: 1 S: 5	H: 0 LOB: 0 BB: 0 P: 5	R: 0 E: 0 K: 0 S: 3	H: 0 LOB: 0 BB: 0 P: 3	R: 3 E: 1 K: 1 S: 8	H: 3 LOB: 0 BB: 0 P: 8	1B: 8 2B: 0 3B: 0 HR: 1	SF: 0 SAC: 0 DP: 1 HBP: 0	WP: 0 PB: 0 SB: 0 CS: 0	PA: 37			
<b>PITCHER</b>	IP	WLS	BF	H	R	ER	SO	BB	IBB	HBP	BLK	WP	HR	S	P	ERA	WHIP								
Bill Gullickson, R (1, 1) ERA: 4.03	8.1	W	35	9	4	4	4	2	0	0	0	0	1	41	49	4.32	1.320								
Jeff Reardon, R (9, 1) ERA: 4.05	0.2	S	2	0	0	0	1	0	0	0	0	0	0	4	4	0.00	0.000								

Pittsburgh Pirates @ Montreal Expos  
Olympic Stadium, Montreal, QB  
Wed Jun 08 1983, 7:05 PM EDT  
Att: 16,200 - Unknown

AB 35  
R 4  
H 9  
RBI 2  
BB 2  
SO 5  
LOB 14



Batter	1	2	3	4	5	6	7	8	9	AB	R	H	RBI	BB	SO	LOB	BOTTOM								
Tim Raines, S (1, 7) OBP: 0.370, SLG: 0.360	0-3 K		0-0 4-3 2-3	0-3 K		0-0 3-1				4	0	0	0	0	2	1									
Bryan Little, S (1, 6) OBP: 0.367, SLG: 0.397	0-0 F8		0-0 SF9		0-0 BB F8 1B		0-0 6-3			3	0	1	1	0	0	0									
Andre Dawson, R (1, 8) OBP: 0.361, SLG: 0.605	4-0 WP 1B BB		1-0 S 1B HBP		0-0 F8 1-2		0-0 6-3			2	2	0	0	1	0	1									
Al Oliver, L (1, 3) OBP: 0.367, SLG: 0.452	0-0 1-H 1B		0-0 1-H 2B 1B		4-0 BB 1B		0-0 F6			3	1	2	2	1	0	0									
Gary Carter, R (1, 2) OBP: 0.307, SLG: 0.420		0-0 F8	0-0 E 1-H 2B		0-0 F6		0-0 2B 2B			4	1	2	1	0	0	2									
Tim Lincecum, R (1, 5) OBP: 0.333, SLG: 0.455		0-0 L4	0-0 E6 2-3		4-0 1-2 2-3 BB		0-0 2B 2B			3	0	1	1	1	0	1									
Terry Francona, L (1, 9) OBP: 0.206, SLG: 0.258		0-0 1B	0-0 F8		0-0 F9		0-0 6-3			4	0	1	0	0	0	6									
Doug Flynn, R (1, 4) OBP: 0.234, SLG: 0.248		0-0 F5-3		0-0 F4		0-3 K		0-0 F9		4	0	0	0	0	1	2									
Bill Gullickson, R (1, 1) OBP: 0.111, SLG: 0.080			0-0 4-3 SF9 2B	0-3 K2-3		0-0 6-3		0-0 6-3		4	1	1	0	0	1	1									
Jeff Reardon, R (9, 1)										0	0	0	0	0	0	0									
<b>Inning Stats</b>	R: 1 E: 0 K: 1 S: 5	H: 1 LOB: 1 BB: 1 P: 9	R: 0 E: 0 K: 0 S: 4	H: 1 LOB: 1 BB: 0 P: 4	R: 3 E: 1 K: 0 S: 7	H: 3 LOB: 2 BB: 0 P: 8	R: 0 E: 0 K: 2 S: 7	H: 0 LOB: 0 BB: 0 P: 7	R: 0 E: 0 K: 0 S: 4	H: 1 LOB: 3 BB: 2 P: 12	R: 0 E: 0 K: 1 S: 5	H: 0 LOB: 0 BB: 0 P: 5	R: 0 E: 0 K: 0 S: 3	H: 0 LOB: 0 BB: 0 P: 3	R: 1 E: 0 K: 0 S: 5	H: 2 LOB: 1 BB: 0 P: 5	1B: 4 2B: 4 3B: 0 HR: 0	SF: 1 SAC: 0 DP: 0 HBP: 1	WP: 1 PB: 0 SB: 1 CS: 0	PA: 36					
<b>PITCHER</b>	IP	WLS	BF	H	R	ER	SO	BB	IBB	HBP	BLK	WP	HR	S	P	ERA	WHIP								
Rick Rhoden, R (1, 1) ERA: 3.22	6.0	L	28	6	4	4	4	2	1	1	0	0	0	32	45	6.00	1.333								
Rod Scurrey, L (7, 1) ERA: 4.05	2.0		8	2	1	1	0	0	0	0	0	0	0	8	8	4.50	1.000								

Pittsburgh Pirates @ Montreal Expos  
Olympic Stadium, Montreal, QB  
Wed Jun 08 1983, 7:05 PM EDT  
Att: 16,200 - Unknown

AB 31  
R 5  
H 8  
RBI 5  
BB 3  
SO 4  
LOB 14





Batter	1	2	3	4	5	6	7	8	9	AB R H RBI BB SO LOB	TOP									
<b>Lee Mazzilli, S</b> OBP: 0.407, SLG: 0.409 (1.8)										4 1 2 0 1 1 1	<b>Pittsburgh Pirates @ Montreal Expos</b> Olympic Stadium, Montreal, QB Thu Jun 09 1983, 7:05 PM EDT Att: 34,313 - Unknown									
<b>Johnny Ray, S</b> OBP: 0.299, SLG: 0.368 (1.4)										4 0 2 0 0 0 3										
<b>Bill Madlock, R</b> OBP: 0.375, SLG: 0.405 (1.5)										5 0 0 0 0 1 4										
<b>Jason Thompson, L</b> OBP: 0.372, SLG: 0.411 (1.3)										2 2 0 0 3 1 1										
<b>Dave Parker, L</b> OBP: 0.288, SLG: 0.371 (1.9)										5 1 2 1 0 1 1										
<b>Mike Easler, L</b> OBP: 0.369, SLG: 0.434 (1.7)										4 1 2 0 0 0 3										
<b>Tony Peña, R</b> OBP: 0.280, SLG: 0.329 (1.2)										5 1 3 3 0 0 1										
<b>Dale Berra, R</b> OBP: 0.311, SLG: 0.388 (1.6)										3 0 1 0 1 0 4										
<b>Larry McWilliams, L</b> OBP: 0.194, SLG: 0.200 (1.1)										3 0 1 2 0 1 3										
<b>Inning Stats</b>	R: 2 E: 0 K: 1 S: 8	H: 4 LOB: 2 BB: 1 P: 12	R: 0 E: 0 K: 1 S: 6	H: 1 LOB: 1 BB: 0 P: 6	R: 2 E: 0 K: 1 S: 7	H: 2 LOB: 2 BB: 1 P: 12	R: 0 E: 0 K: 1 S: 6	H: 1 LOB: 1 BB: 0 P: 6	R: 2 E: 0 K: 0 S: 2	H: 3 LOB: 2 BB: 1 P: 10	R: 0 E: 0 K: 0 S: 3	H: 0 LOB: 0 BB: 1 P: 7	R: 0 E: 0 K: 0 S: 3	H: 1 LOB: 0 BB: 0 P: 3	R: 0 E: 0 K: 1 S: 6	H: 1 LOB: 1 BB: 0 P: 6	1B: 9 2B: 3 3B: 1 HR: 0	SF: 0 SAC: 2 DP: 1 HBP: 1	WP: 1 PB: 0 SB: 0 CS: 1	PA: 43
<b>PITCHER</b>	IP WLS BF H R ER SO BB IBB HBP BLK WP HR S P ERA WHIP																			
<b>Steve Rogers, R</b> ERA: 2.77 (1.1)	4.2 L 27 11 6 6 4 2 0 1 0 0 0 32 41 11.57 2.786																			
<b>Chris Welsh, L</b> ERA: 4.46 (5.1)	1.1 5 0 0 0 0 2 0 0 0 1 0 3 11 0.00 1.500																			
<b>Bryn Smith, R</b> ERA: 2.51 (7.1)	2.0 7 1 0 0 0 1 0 0 0 0 0 6 10 0.00 1.000																			
<b>Dan Schatzeder, L</b> ERA: 0.81 (9.1)	1.0 4 1 0 0 0 1 0 0 0 0 0 6 6 0.00 1.000																			

AB	35
R	6
H	13
RBI	6
BB	5
SO	5
LOB	21



Batter	1	2	3	4	5	6	7	8	9	AB R H RBI BB SO LOB	BOTTOM											
<b>Tim Raines, S</b> OBP: 0.366, SLG: 0.361 (1.7)											5 2 1 0 0 1 2	<b>Pittsburgh Pirates @ Montreal Expos</b> Olympic Stadium, Montreal, QB Thu Jun 09 1983, 7:05 PM EDT Att: 34,313 - Unknown										
<b>Bryan Little, S</b> OBP: 0.383, SLG: 0.387 (1.6)											4 0 0 0 1 0 3											
<b>Andre Dawson, R</b> OBP: 0.357, SLG: 0.595 (1.8)											5 0 1 1 0 1 2											
<b>Al Oliver, L</b> OBP: 0.364, SLG: 0.446 (1.3)											5 0 1 1 0 0 2											
<b>Gary Carter, R</b> OBP: 0.306, SLG: 0.416 (1.2)											4 0 1 0 0 1 1											
<b>Bobby Ramos, R</b> OBP: 0.357, SLG: 0.417 (8.2)											0 0 0 0 0 0 0											
<b>Tim Lincecum, R</b> OBP: 0.341, SLG: 0.463 (1.5)											3 1 2 0 1 0 0											
<b>Mike Vail, R</b> OBP: 0.179, SLG: 0.263 (1.9)											4 0 1 0 0 0 5											
<b>Doug Flynn, R</b> OBP: 0.247, SLG: 0.274 (1.4)											4 0 3 1 0 0 1											
<b>Steve Rogers, R</b> ERA: 2.77 (1.1)	9.0 W 40 10 3 2 3 2 0 0 0 0 0 44 52 2.00 1.333																					
<b>Chris Welsh, L</b> ERA: 4.46 (5.1)	1.1 5 0 0 0 0 2 0 0 0 1 0 3 11 0.00 1.500																					
<b>Jerry White, R</b> ERA: 2.51 (7.1)	2.0 7 1 0 0 0 1 0 0 0 0 0 6 10 0.00 1.000																					
<b>Bryn Smith, R</b> ERA: 2.51 (7.1)	2.0 7 1 0 0 0 1 0 0 0 0 0 6 10 0.00 1.000																					
<b>Jim Wohlford, R</b> ERA: 0.81 (9.1)	1.0 4 1 0 0 0 1 0 0 0 0 0 6 6 0.00 1.000																					
<b>Dan Schatzeder, L</b> ERA: 0.81 (9.1)	1.0 4 1 0 0 0 1 0 0 0 0 0 6 6 0.00 1.000																					
<b>Inning Stats</b>	R: 1 E: 1 K: 1 S: 8	H: 2 LOB: 3 BB: 1 P: 12	R: 0 E: 0 K: 0 S: 4	H: 1 LOB: 1 BB: 0 P: 4	R: 0 E: 0 K: 0 S: 3	H: 0 LOB: 0 BB: 0 P: 3	R: 1 E: 0 K: 1 S: 7	H: 2 LOB: 1 BB: 0 P: 7	R: 0 E: 0 K: 0 S: 3	H: 0 LOB: 0 BB: 0 P: 3	R: 0 E: 0 K: 0 S: 5	H: 2 LOB: 2 BB: 0 P: 5	R: 1 E: 0 K: 1 S: 7	H: 2 LOB: 1 BB: 0 P: 7	R: 0 E: 0 K: 0 S: 4	H: 1 LOB: 1 BB: 0 P: 4	R: 0 E: 0 K: 0 S: 3	H: 0 LOB: 1 BB: 1 P: 7	1B: 7 2B: 2 3B: 1 HR: 0	SF: 0 SAC: 1 DP: 0 HBP: 0	WP: 0 PB: 0 SB: 0 CS: 0	PA: 40
<b>PITCHER</b>	IP WLS BF H R ER SO BB IBB HBP BLK WP HR S P ERA WHIP																					
<b>Larry McWilliams, L</b> ERA: 2.73 (1.1)	9.0 W 40 10 3 2 3 2 0 0 0 0 0 44 52 2.00 1.333																					

AB	37
R	3
H	10
RBI	3
BB	2
SO	3
LOB	20





Batter	1	2	3	4	5	6	7	8	9	10	11	12	13	14	15	16	17	AB	R	H	RBI	BB	SO	LOB	TOP				
Tim Raines, S OBP: 0.366, SLG: 0.399 (1.7) (9.4)	G3		CS 1B		F8		FC4-6 K		IBB		1B			F9			F7	7	0	2	0	1	0	2	<b>Montreal Expos @ New York Mets</b> Shea Stadium, Flushing, NY Fri Jun 10 1983, 7:05 PM EDT Att. 15,905 - Unknown  <b>AB 64</b> <b>R 2</b> <b>H 14</b> <b>RBI 2</b> <b>BB 5</b> <b>SO 6</b> <b>LOB 30</b>				
Bryan Little, S OBP: 0.336, SLG: 0.380 (1.6) (7.4) (9.6)	2B 4-1 1B		B5		F9		K		F4		F8			1B 1B			F9	8	1	2	0	0	1	7					
Andre Dawson, R OBP: 0.358, SLG: 0.592 (1.8)	2B		1B		F8		6-3		F9					1B			K	8	0	3	0	0	1	4					
Al Oliver, L OBP: 0.351, SLG: 0.429 (1.3)	4-1		4-3		F9		4-3		4-3					F9			6-3	8	0	0	1	0	1	4					
Gary Carter, R OBP: 0.303, SLG: 0.406 (1.2)	F8				6-3		6-3		L7		1B			L7			BB	7	0	1	0	1	0	3					
Tim Wallach, R OBP: 0.333, SLG: 0.449 (1.5)			E5		K				5-3		F9			F9			F8	8	0	1	0	0	1	2					
Warren Cromartie, L OBP: 0.307, SLG: 0.412 (1.9)	F2		F2		F9		1B		F9		F5			6-3			K	5	1	0	0	2	1	3					
Ray Burris, R OBP: 0.429, SLG: 0.429 (8.7) (9.7)	F3		F9		F9		F9		E 1B		G6-4-3 BB			1B			F9	3	0	2	0	0	1	1					
Jim Wainford, R OBP: 0.273, SLG: 0.384 (9.7)	K				1B		FC4-6 1B		E2 1B		G6-4-3 1B			F7			1-3	4	0	1	1	0	0	2					
<b>Inning Stats</b>	R: 1 E: 0 K: 0 S: 5	H: 2 LOB: 1 BB: 0 P: 5	R: 0 E: 1 K: 1 S: 6	H: 0 LOB: 1 BB: 0 P: 6	R: 0 E: 0 K: 1 S: 5	H: 0 LOB: 1 BB: 0 P: 9	R: 0 E: 0 K: 0 S: 4	H: 1 LOB: 1 BB: 0 P: 4	R: 0 E: 0 K: 0 S: 3	H: 0 LOB: 0 BB: 0 P: 3	R: 1 E: 1 K: 0 S: 5	H: 2 LOB: 3 BB: 2 P: 13	R: 0 E: 0 K: 0 S: 3	H: 1 LOB: 1 BB: 0 P: 7	R: 0 E: 0 K: 0 S: 4	H: 1 LOB: 1 BB: 0 P: 4	R: 0 E: 0 K: 0 S: 5	H: 2 LOB: 2 BB: 0 P: 5	R: 0 E: 0 K: 0 S: 3	H: 0 LOB: 0 BB: 0 P: 5	R: 0 E: 0 K: 1 S: 3	H: 0 LOB: 0 BB: 0 P: 3	R: 0 E: 0 K: 1 S: 5	H: 0 LOB: 0 BB: 0 P: 9		1B: 13 2B: 1 3B: 0 HR: 0	SF: 0 SAC: 0 DP: 1 HBP: 0	WP: 0 PB: 0 SB: 2 CS: 1	PA: 69
<b>PITCHER</b>	IP 7.0	WLS 29	BF 1	H 1	R 1	ER 1	SO 3	BB 0	IBB 0	HBP 0	BLK 0	WP 0	HR 0	S 34	P 38	ERA 1.29	WHIP 1.143												
Craig Swan, R ERA: 3.77											Doug Sisk, R ERA: 3.21																		
Jesse Orosco, L ERA: 1.34											Neil Allen, R ERA: 4.32																		
Rick Ownbey, R ERA: 4.81																													
<b>Batter</b>	1	2	3	4	5	6	7	8	9	10	11	12	13	14	15	16	17	AB <td>R <td>H <td>RBI <td>BB <td>SO <td>LOB <td>BOTTOM</td> </td></td></td></td></td></td>	R <td>H <td>RBI <td>BB <td>SO <td>LOB <td>BOTTOM</td> </td></td></td></td></td>	H <td>RBI <td>BB <td>SO <td>LOB <td>BOTTOM</td> </td></td></td></td>	RBI <td>BB <td>SO <td>LOB <td>BOTTOM</td> </td></td></td>	BB <td>SO <td>LOB <td>BOTTOM</td> </td></td>	SO <td>LOB <td>BOTTOM</td> </td>	LOB <td>BOTTOM</td>		BOTTOM			
Mookie Wilson, S OBP: 0.273, SLG: 0.335 (1.8)	F7		F5		K		4-3		IBB		6-3			K		4-3		7	0	0	0	1	2	1		<b>Montreal Expos @ New York Mets</b> Shea Stadium, Flushing, NY Fri Jun 10 1983, 7:05 PM EDT Att. 15,905 - Unknown  <b>AB 59</b> <b>R 4</b> <b>H 13</b> <b>RBI 4</b> <b>BB 5</b> <b>SO 15</b> <b>LOB 23</b>			
Hubie Brooks, R OBP: 0.331, SLG: 0.369 (1.5)	F8		K		2B		K		K		F9			G1			SH3-4 1B	8	1	2	0	0	3	2					
Daryl Strawberry, L OBP: 0.331, SLG: 0.407 (1.9)			K		K		E3 1B		K		F7			K			SH3-4	6	1	1	0	0	3	3					
Rick Ownbey, R OBP: 0.111, SLG: 0.111 (14.1)	2B		K		K		SF7		K								1B	1	0	0	0	0	1	0					
George Foster, R OBP: 0.327, SLG: 0.465 (8.3) (9.7)	K				K		L6		1B		WP SH1-4 1B			F7			CS 1B	4	0	1	0	0	2	1					
Dave Kingman, R OBP: 0.266, SLG: 0.220 (1.3)			F6		1B		F2		SF7		SH1-4			F7			F3	6	1	2	3	0	0	1					
Ron Hodges, L OBP: 0.331, SLG: 0.210 (1.2)	K		K		L9		L6		1B		K BB			4-3			G3	5	0	0	0	2	2	2					
Brian Giles, R OBP: 0.236, SLG: 0.286 (8.3) (9.3)							5-3		IBB		FC5-4 IBB			F9				4	1	2	0	0	0	3					
Danny Heep, R OBP: 0.200, SLG: 0.200 (18.7) (17.1)	1B		2B		1B				5-3		F3						5-3	0	0	0	0	0	0	0					
Neil Allen, R OBP: 0.230, SLG: 0.235 (13.7) (14.4)	1B		2B		1B				1B		SH5-4 2B			F9			5-3	5	0	2	1	2	0	2					
José Quienodo, S OBP: 0.333, SLG: 0.299 (1.6)					1-3				F4		SH5-4 2B			CS BB			5-3	2	0	0	0	0	0	0					
Craig Swan, R OBP: 0.167, SLG: 0.167 (7.7) (7.7)	L6				K				3-1		SH5-4 2B			F7			1B	2	0	0	0	0	0	0					
Rusty Straub, L OBP: 0.353, SLG: 0.279 (8.1)											F9							1	0	0	0	0	0	0					
Doug Sisk, R OBP: 0.276, SLG: 0.300 (14.9)					K													3	0	1	0	0	0	4					
<b>Inning Stats</b>	R: 0 E: 0 K: 1 S: 6	H: 1 LOB: 1 BB: 0 P: 6	R: 1 E: 0 K: 1 S: 7	H: 2 LOB: 1 BB: 0 P: 7	R: 0 E: 0 K: 1 S: 7	H: 2 LOB: 2 BB: 0 P: 7	R: 0 E: 0 K: 1 S: 7	H: 1 LOB: 1 BB: 0 P: 7	R: 0 E: 0 K: 0 S: 10	H: 1 LOB: 1 BB: 0 P: 10	R: 0 E: 0 K: 0 S: 3	H: 0 LOB: 0 BB: 1 P: 7	R: 0 E: 0 K: 0 S: 3	H: 0 LOB: 0 BB: 0 P: 3	R: 0 E: 0 K: 0 S: 3	H: 0 LOB: 0 BB: 0 P: 3	R: 0 E: 0 K: 0 S: 2	H: 0 LOB: 0 BB: 1 P: 6	R: 0 E: 0 K: 0 S: 7	H: 1 LOB: 1 BB: 0 P: 7	R: 0 E: 0 K: 0 S: 3	H: 1 LOB: 1 BB: 0 P: 4	R: 2 E: 0 K: 1 S: 6	H: 2 LOB: 0 BB: 0 P: 6	1B: 8 2B: 4 3B: 0 HR: 1		SF: 1 SAC: 3 DP: 0 HBP: 0	WP: 1 PB: 0 SB: 0 CS: 2	PA: 68
<b>PITCHER</b>	IP 8.0	WLS 34	BF 7	H 2	R 2	ER 1	SO 9	BB 1	IBB 0	HBP 0	BLK 0	WP 0	HR 0	S 50	P 58	ERA 1.12	WHIP 1.000												
Ray Burris, R ERA: 2.52											Jeff Reardon, R ERA: 3.77																		
Dan Schatzelder, L ERA: 0.68											Bryn Smith, R ERA: 2.53																		



Batter	1	2	3	4	5	6	7	8	9	AB	R	H	RBI	BB	SO	LOB	TOP					
Tim Raines, S (1, 7) OBP: 0.367, SLG: 0.353	4-3		G3 SF8 BB		L5	6-3		1B BB		3	1	0	0	2	0	2	<p><b>Montreal Expos @ New York Mets</b> Shea Stadium, Flushing, NY Sat Jun 11 1983, 7:05 PM EDT Att: 24,203 - Unknown</p>					
Bryan Little, S (1, 6) OBP: 0.384, SLG: 0.379	F9		G3		FC6-4 BB		4-3 5-3 1B BB	1-2 2-3 1B		3	1	1	0	2	0	1						
Andre Dawson, R (1, 8) OBP: 0.354, SLG: 0.584			SF8		FC6-4		5-3	F7		3	0	0	1	1	0	6						
Al Oliver, L (1, 3) Terry Francona, L (7, 3) OBP: 0.349, SLG: 0.426 OBP: 0.200, SLG: 0.250	4-3		K				4-3	F5		4	1	1	0	0	1	2						
Tim Wallach, R (1, 5) Mike Phillips, L (7, PR) (7, 5)			F8		G4-6-3 BB		1B 1B	1B 1B		2	1	1	0	1	0	0						
Warren Cromartie, L (1, 9) OBP: 0.399, SLG: 0.412	4-3				G4-6-3		1B 1B	1B		5	1	2	2	0	0	1						
Doug Flynn, R (1, 4) OBP: 0.237, SLG: 0.262	F6 BB				F1-3		B2	F4-3		5	0	0	0	0	0	4						
Bobby Ramos, R (1, 2) OBP: 0.389, SLG: 0.533					E5 SH1-4			5-3		3	0	1	2	1	0	0						
Randy Lerch, L (1, 1) Jeff Reardon, R (7, 1) OBP: 0.500, SLG: 0.600 OBP: 0.167, SLG: 0.167	4-3				SH1-4		1-3	1B BB		2	0	0	0	0	0	3						
								1B		1	0	1	0	0	0	0						
<b>Inning Stats</b>	R: 0 E: 0 K: 0 S: 3	H: 0 LOB: 1 BB: 1 P: 7	R: 0 E: 1 K: 0 S: 4	H: 0 LOB: 2 BB: 1 P: 8	R: 1 E: 0 K: 1 S: 5	H: 0 LOB: 0 BB: 1 P: 9	R: 0 E: 0 K: 0 S: 2	H: 0 LOB: 0 BB: 1 P: 6	R: 0 E: 1 K: 0 S: 4	H: 0 LOB: 2 BB: 1 P: 8	R: 3 E: 0 K: 0 S: 7	H: 4 LOB: 3 BB: 0 P: 7	R: 1 E: 0 K: 0 S: 4	H: 1 LOB: 3 BB: 1 P: 9	R: 0 E: 0 K: 0 S: 5	H: 2 LOB: 3 BB: 1 P: 9	R: 0 E: 0 K: 0 S: 3	H: 0 LOB: 0 BB: 0 P: 3	1B: 6 2B: 0 3B: 1 HR: 0	SF: 1 SAC: 1 DP: 1 HBP: 1	WP: 1 PB: 0 SB: 1 CS: 0	PA: 43
<b>PITCHER</b>	IP WLS BF H R ER SO BB IBB HBP BLK WP HR S P ERA WHIP																					
Scott Holman, R (1, 1) ERA: 3.91	5.1 L 26 4 4 4 1 5 0 0 0 0 0 0 23 43 6.75 1.688																					
Doug Sisk, R (6, 1) ERA: 3.31	1.2 8 1 1 1 0 1 0 1 0 1 0 6 11 5.40 1.200																					
Carlos Diaz, L (8, 1) ERA: 2.86	2.0 9 2 0 0 0 1 0 0 0 0 0 8 12 0.00 1.500																					

Batter	1	2	3	4	5	6	7	8	9	AB	R	H	RBI	BB	SO	LOB	BOTTOM					
Mookie Wilson, S (1, 8) OBP: 0.272, SLG: 0.331	F4-3 S BB		F9		F4-3		FC1-2 S			3	0	0	0	1	0	3	<p><b>Montreal Expos @ New York Mets</b> Shea Stadium, Flushing, NY Sat Jun 11 1983, 7:05 PM EDT Att: 24,203 - Unknown</p>					
Bob Bailor, R (1, 4) OBP: 0.286, SLG: 0.310	F4-3		F6-4-3 1B			F4-3 5-3 1B		K		4	0	2	0	0	1	3						
Hubie Brooks, R (1, 5) OBP: 0.305, SLG: 0.361	L5		F6-4-3			5-3		L7		4	0	0	0	0	0	6						
George Foster, R (1, 7) OBP: 0.321, SLG: 0.455	F4				6-3		F4-3		K	4	0	0	0	0	1	2						
Dave Kingman, R (1, 3) OBP: 0.269, SLG: 0.413			K		K		F7		F6-4-3 BB	3	0	0	0	1	2	1						
Mark Bradley, R (1, 9) OBP: 0.328, SLG: 0.308	5-3							F6-4-3		2	1	0	0	2	0	1						
José Oquendo, S (1, 6) OBP: 0.343, SLG: 0.303										2	1	1	0	1	0	1						
Danny Heep, L (9, PH) OBP: 0.370, SLG: 0.451			FC6-4 BB		L5		2B BB		F4-6-3 1B	1	0	1	0	0	0	0						
Ronn Reynolds, R (1, 2) OBP: 0.278, SLG: 0.219			FC6-4				2B BB		F7	2	0	0	0	1	0	1						
Ron Hodges, L (9, PH) OBP: 0.328, SLG: 0.208			1-2				FC1-2 BB		F4-6-3	1	0	0	0	0	0	1						
Scott Holman, R (1, 1) Doug Sisk, R (6, 1) Tucker Ashford, R (7, PH) Rusty Staub, R (7, PH) Carlos Diaz, R (8, 1) Mike Jorgensen, L (9, PH) OBP: 0.287, SLG: 0.287 OBP: 0.266, SLG: 0.255 OBP: 0.319, SLG: 0.319 OBP: 0.333, SLG: 0.330							FC1-2 2B		F4-6-3	2	0	1	0	0	1	0						
<b>Inning Stats</b>	R: 0 E: 0 K: 0 S: 3	H: 0 LOB: 1 BB: 1 P: 7	R: 0 E: 0 K: 1 S: 5	H: 0 LOB: 1 BB: 1 P: 9	R: 0 E: 0 K: 1 S: 5	H: 2 LOB: 1 BB: 0 P: 4	R: 0 E: 0 K: 1 S: 5	H: 0 LOB: 1 BB: 1 P: 9	R: 0 E: 0 K: 1 S: 5	H: 0 LOB: 0 BB: 0 P: 5	R: 0 E: 0 K: 0 S: 4	H: 1 LOB: 0 BB: 0 P: 4	R: 2 E: 0 K: 1 S: 7	H: 2 LOB: 2 BB: 2 P: 15	R: 0 E: 0 K: 1 S: 4	H: 0 LOB: 0 BB: 1 P: 8	R: 0 E: 0 K: 0 S: 3	H: 1 LOB: 0 BB: 0 P: 3	1B: 5 2B: 1 3B: 0 HR: 0	SF: 0 SAC: 0 DP: 3 HBP: 0	WP: 0 PB: 0 SB: 2 CS: 0	PA: 36
<b>PITCHER</b>	IP WLS BF H R ER SO BB IBB HBP BLK WP HR S P ERA WHIP																					
Randy Lerch, L (1, 1) ERA: 3.67	6.0 W 26 4 2 2 3 5 0 0 0 0 0 0 27 47 3.00 1.500																					
Jeff Reardon, R (7, 1) ERA: 3.41	3.0 S 10 2 0 0 2 1 0 0 0 0 0 0 13 17 0.00 1.000																					




Batter	1	2	3	4	5	6	7	8	9	AB	R	H	RBI	BB	SO	LOB	TOP			
Tim Raines, S OBP: 0.361, SLG: 0.346 Dan Schatzeder, L OBP: 0.250, SLG: 0.250 Chris Welsh, L OBP: 0.397, SLG: 0.308	0-0 4-3		0-0 F9		0-0 F8		0-0 G3			4	0	0	0	0	0	0				
Bryan Little, S OBP: 0.362, SLG: 0.372	0-0 F8		4-0 BB		0-0 F6		0-0 G3			3	0	0	0	1	0	0				
Andre Dawson, R OBP: 0.353, SLG: 0.576	0-0 5-3		4-0 BB		0-0 F9		0-0 6-3			3	0	0	0	1	0	0				
Al Oliver, L OBP: 0.347, SLG: 0.423		0-0 F7	0-3 K			0-0 G5-4-3 1B		0-0 4-3		4	0	1	0	0	1	2				
Gary Carter, R OBP: 0.307, SLG: 0.404		0-0 BB 1B		4-0 2B 6-3 BB		0-0 G5-4-3 1-2 1B		0-3 K		3	1	1	0	1	1	1				
Warren Cromartie, L OBP: 0.343, SLG: 0.420		0-0 F8		0-0 6-3 1-3 2B		0-0 FC5-4 1B		0-0 4-3		4	0	2	0	0	0	1				
Tim Wallach, R OBP: 0.341, SLG: 0.446 Terry Crowley, L OBP: 0.800, SLG: 0.500		4-0 FC4-6 BB		0-0 6-3		0-0 FC5-4 1-2 1B		4-0 BB		2	0	0	1	1	0	2				
Doug Flynn, R OBP: 0.234, SLG: 0.259 Terry Francona, L OBP: 0.194, SLG: 0.242		0-0 FC4-6 1-2 1B		0-0 F9			0-0 F8		0-3 K	2	0	0	0	0	0	3				
Charlie Lea, R OBP: 0.083, SLG: 0.043 Jerry White, S OBP: 0.162, SLG: 0.053 Mike Phillips, L (7, 6)			0-0 4-3		0-0 F9		0-0 F7			2	0	0	0	0	0	1				
										1	0	0	0	0	0	0				
										0	0	0	0	0	0	0				
<b>Inning Stats</b>	R: 0 E: 0 K: 0 S: 3	H: 0 LOB: 0 BB: 0 P: 3	R: 0 E: 0 K: 0 S: 4	H: 1 LOB: 2 BB: 1 P: 8	R: 0 E: 0 K: 1 S: 5	H: 0 LOB: 2 BB: 2 P: 13	R: 1 E: 0 K: 0 S: 4	H: 1 LOB: 1 BB: 1 P: 8	R: 0 E: 0 K: 0 S: 3	H: 0 LOB: 0 BB: 0 P: 3	R: 0 E: 0 K: 0 S: 4	H: 2 LOB: 1 BB: 0 P: 4	R: 0 E: 0 K: 0 S: 3	H: 0 LOB: 0 BB: 0 P: 3	R: 0 E: 0 K: 2 S: 7	H: 0 LOB: 1 BB: 1 P: 11	1B: 3 2B: 1 3B: 0 HR: 0	SF: 0 SAC: 0 DP: 1 HBP: 0	WP: 0 PB: 0 SB: 0 CS: 0	PA: 35
<b>PITCHER</b> Tom Seaver, R ERA: 2.54	IP: 9.0 WLS: W BF: 35 H: 4 R: 1 ER: 1 SO: 3 BB: 5 IBB: 0 HBP: 0 BLK: 0 WP: 0 HR: 0 S: 36 P: 56 ERA: 1.00 WHIP: 1.000																			

**Montreal Expos @ New York Mets**  
Shea Stadium, Flushing, NY  
Sun Jun 12 1983, 3:33 AM EDT  
Att: 24,393 - Unknown

livebaseballscores.com

**AB 30**  
**R 1**  
**H 4**  
**RBI 1**  
**BB 5**  
**SO 3**  
**LOB 11**




Batter	1	2	3	4	5	6	7	8	9	AB	R	H	RBI	BB	SO	LOB	BOTTOM			
Mookie Wilson, S OBP: 0.275, SLG: 0.336	0-0 1B 1B		0-3 K		0-3 K		0-0 E6 1B	0-0 WP 2B		5	1	2	1	0	2	2				
Hubie Brooks, R OBP: 0.308, SLG: 0.364 Tucker Ashford, R OBP: 0.238, SLG: 0.222	0-0 3B 1B		0-0 F4		0-0 5-3		0-0 1B	0-0 5-3		4	1	2	0	0	0	1				
Darryl Strawberry, L OBP: 0.249, SLG: 0.333	0-0 HR 3B		4-0 BB			0-0 E8 1B 2B	0-0 1-3 2-H 3-H 1B	0-3 K		4	2	2	3	1	1	1				
George Foster, R OBP: 0.324, SLG: 0.472	0-0 HR		0-0 F4			0-0 2B 1B	0-0 F7			4	2	2	2	0	0	3				
Dave Kingman, R OBP: 0.274, SLG: 0.412	0-0 F8			0-0 CS 1B		0-0 B2	4-0 BB			3	0	1	0	1	0	2				
Ron Hodges, L OBP: 0.318, SLG: 0.200	0-3 K		0-3 K		0-0 F9	0-0 F8				4	0	0	0	0	2	6				
Brian Giles, R OBP: 0.292, SLG: 0.265 Rusty Staub, L OBP: 0.377, SLG: 0.356 Bob Bailor, R OBP: 0.293, SLG: 0.318		0-0 F3		0-0 5-3		0-0 1-1 3-H 2B		0-0 1B 2B 1B		2	0	0	0	0	0	0				
José Oquendo, S OBP: 0.349, SLG: 0.312		0-0 5-3			0-0 S 1B		0-0 F9	0-0 2B WP 1B		4	1	2	0	0	0	0				
Tom Seaver, R OBP: 0.276, SLG: 0.393			0-3 K		0-0 F2		0-0 1B E 1B	0-3 K		4	1	1	0	0	2	3				
<b>Inning Stats</b>	R: 3 E: 0 K: 1 S: 8	H: 4 LOB: 0 BB: 0 P: 8	R: 0 E: 0 K: 1 S: 5	H: 0 LOB: 0 BB: 0 P: 5	R: 0 E: 0 K: 1 S: 5	H: 0 LOB: 1 BB: 1 P: 9	R: 0 E: 0 K: 1 S: 5	H: 1 LOB: 0 BB: 0 P: 5	R: 0 E: 0 K: 0 S: 6	H: 1 LOB: 1 BB: 0 P: 6	R: 2 E: 1 K: 0 S: 5	H: 2 LOB: 1 BB: 0 P: 5	R: 2 E: 1 K: 0 S: 7	H: 3 LOB: 3 BB: 1 P: 11	R: 2 E: 0 K: 2 S: 10	H: 3 LOB: 1 BB: 0 P: 10	1B: 10 2B: 3 3B: 1 HR: 1	SF: 0 SAC: 0 DP: 1 HBP: 0	WP: 1 PB: 0 SB: 1 CS: 1	PA: 39
<b>PITCHER</b> Charlie Lea, R ERA: 3.53 Dan Schatzeder, L ERA: 0.99 Chris Welsh, L ERA: 4.81	IP: 6.0 WLS: L BF: 25 H: 8 R: 5 ER: 3 SO: 5 BB: 1 IBB: 0 HBP: 0 BLK: 0 WP: 0 HR: 1 S: 34 P: 38 ERA: 4.50 WHIP: 1.500																			

**Montreal Expos @ New York Mets**  
Shea Stadium, Flushing, NY  
Sun Jun 12 1983, 3:33 AM EDT  
Att: 24,393 - Unknown

livebaseballscores.com

**AB 37**  
**R 9**  
**H 14**  
**RBI 8**  
**BB 2**  
**SO 7**  
**LOB 19**

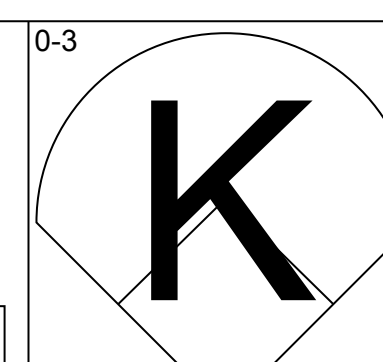
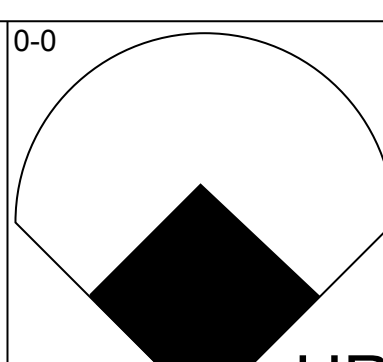
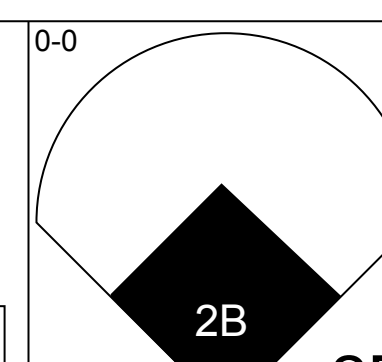
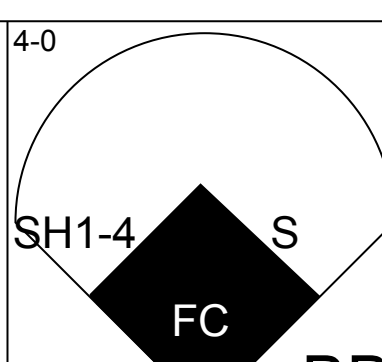
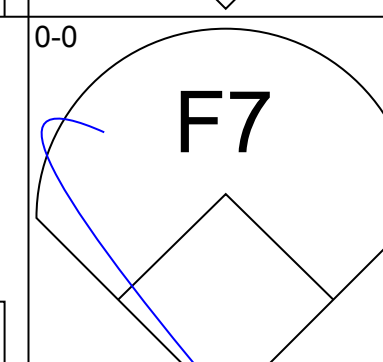
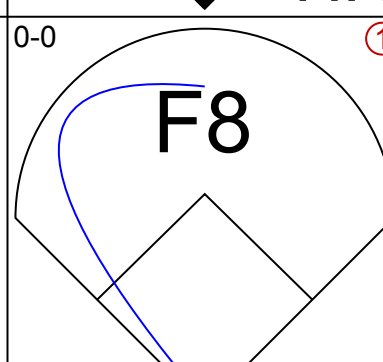
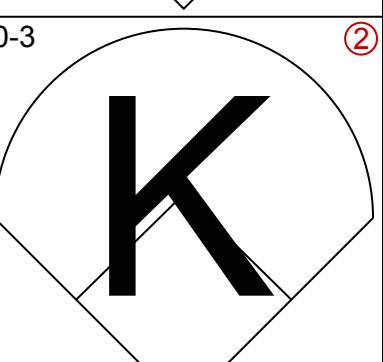
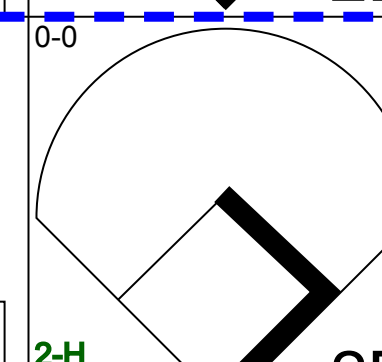
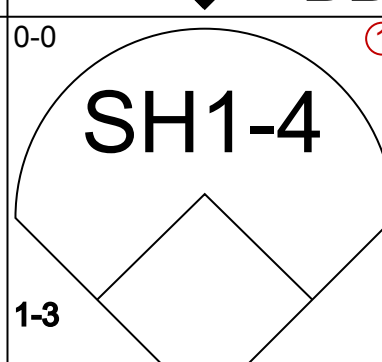
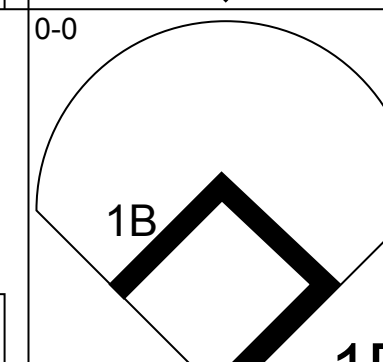
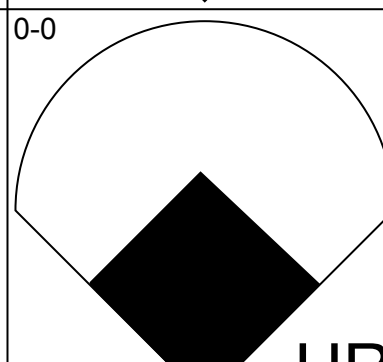
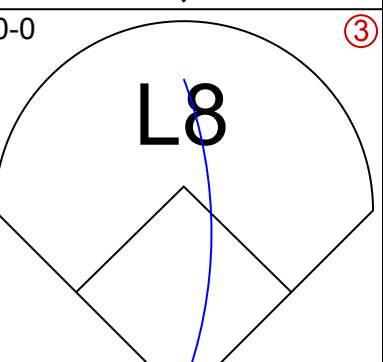
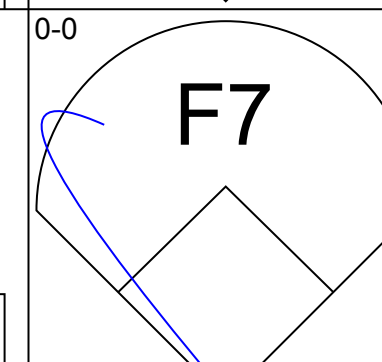
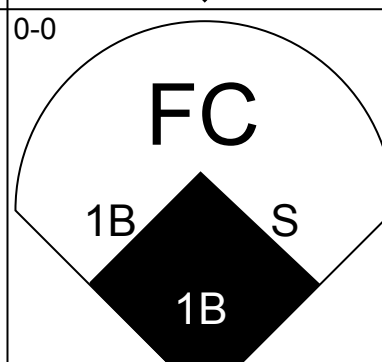
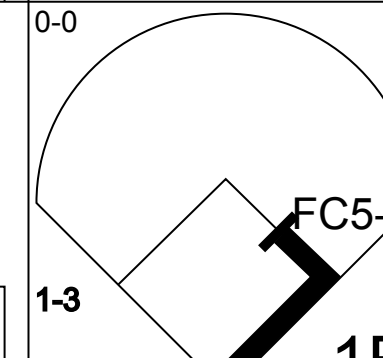
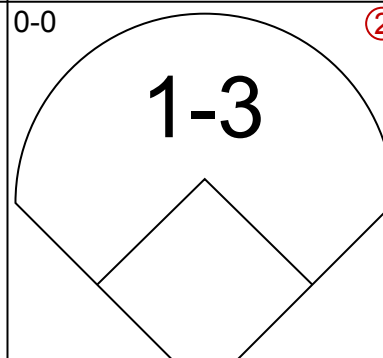
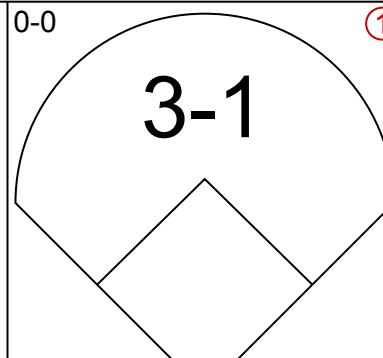
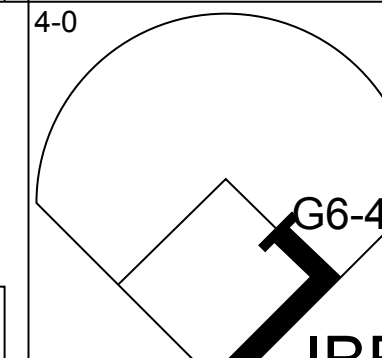
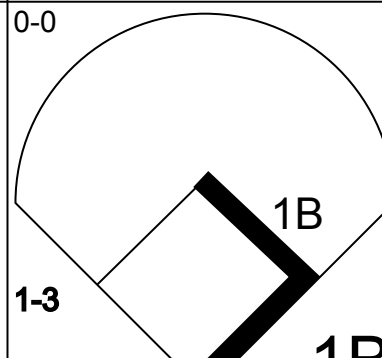
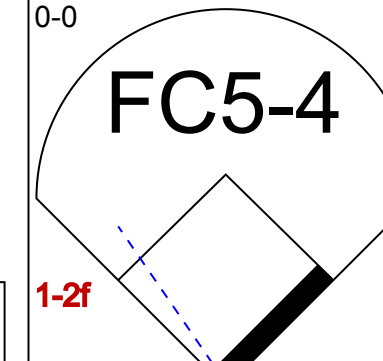
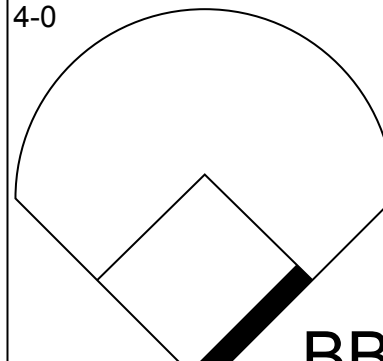
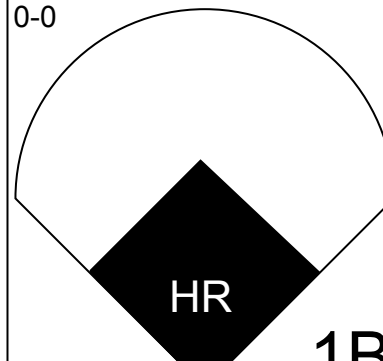
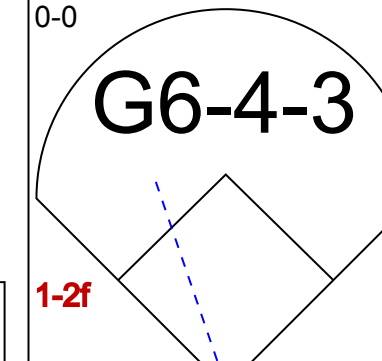
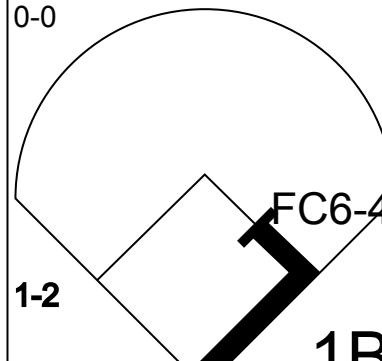
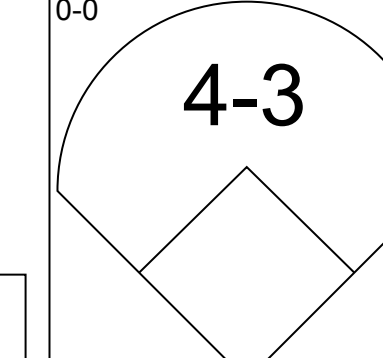
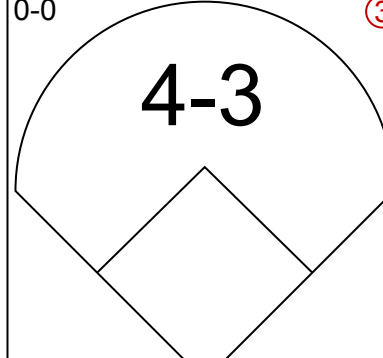
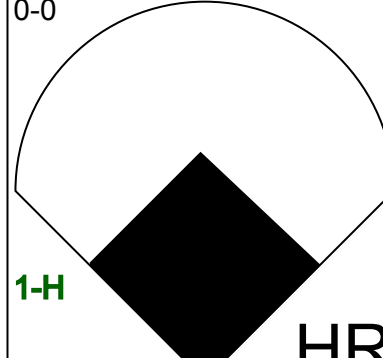
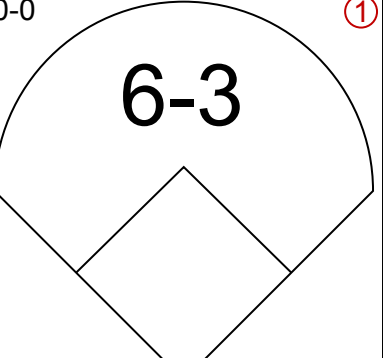
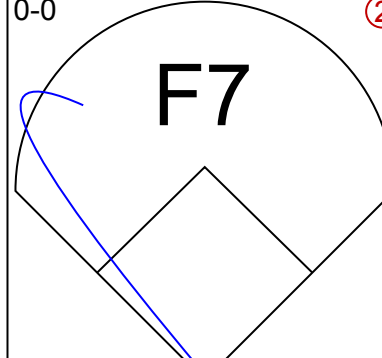
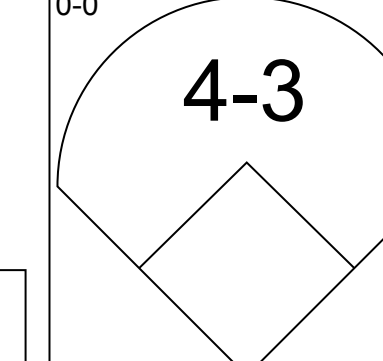
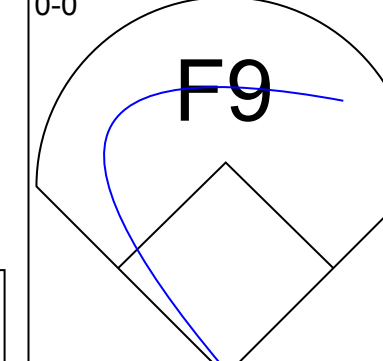
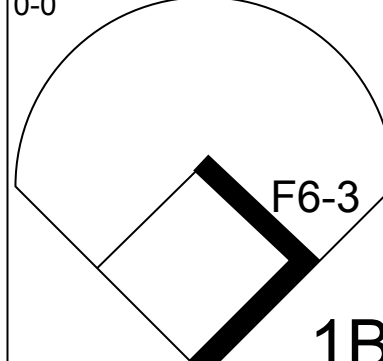
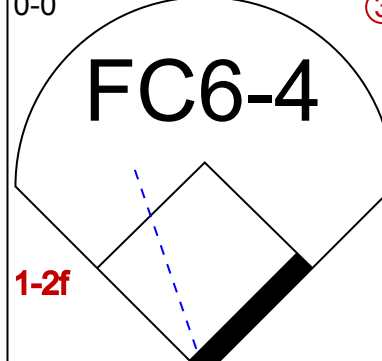
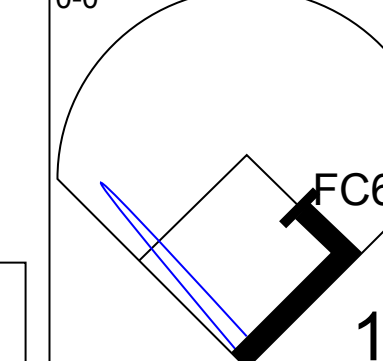
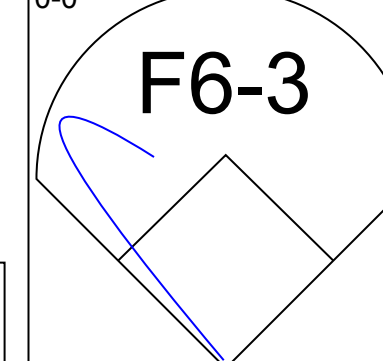
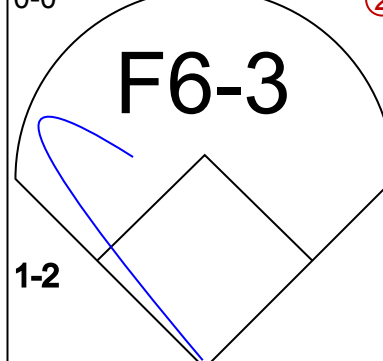
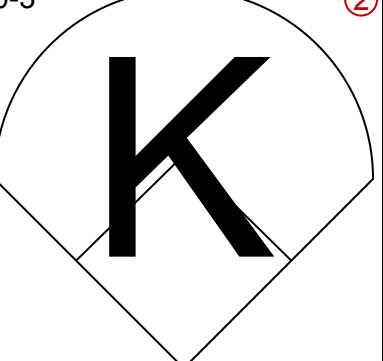
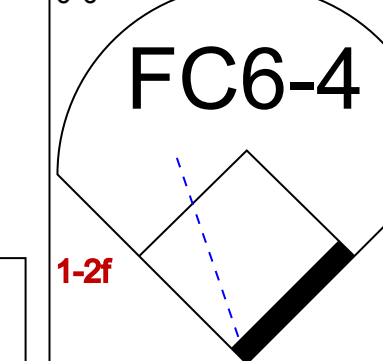
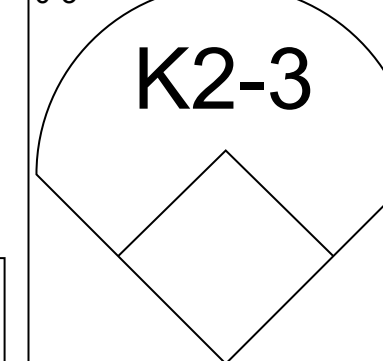

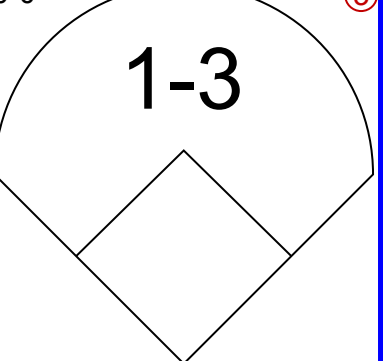




Batter	1	2	3	4	5	6	7	8	9	AB	R	H	RBI	BB	SO	LOB	TOP										
Tim Raines, S (1, 7) OBP: 0.362, SLG: 0.362	1-3		HR			4-3			K	5	1	2	1	0	1	3	<b>Montreal Expos @ Pittsburgh Pirates</b> Three Rivers Stadium, Pittsburgh, PA Mon Jun 13 1983, 7:05 PM EDT Att: 8,229 - Unknown <a href="http://livebaseballscorecards.com">livebaseballscorecards.com</a>										
Bryan Little, S (1, 6) OBP: 0.354, SLG: 0.363	F8		K			F9			4-3	4	0	0	0	0	1												
Andre Dawson, R (1, 8) OBP: 0.347, SLG: 0.566	K		F8			L3			F9	4	0	0	0	0	1												
Al Oliver, L (1, 3) OBP: 0.354, SLG: 0.435		2B				1B			K	3	1	2	0	1	1	0											
Gary Carter, R (1, 2) OBP: 0.306, SLG: 0.401	F9		K			1B			F9	4	1	1	0	0	1	2											
Warren Cromartie, L (1, 9) OBP: 0.341, SLG: 0.416	F7					2B			F7	4	0	1	1	0	1	1											
Tim Wallach, R (1, 5) OBP: 0.343, SLG: 0.456						1B			K	4	0	2	1	0	1	0											
Doug Flynn, R (1, 4) OBP: 0.241, SLG: 0.257						2B				1	0	0	0	2	0	0											
Terry Crowley, L (9, PH) OBP: 0.697, SLG: 0.333						IBB			4-3	1	0	0	0	0	0	0											
Bill Gullickson, R (1, 1) OBP: 0.100, SLG: 0.071						4-3			1-3	3	0	0	0	0	0	6											
Terry Francona, L (9, PH) OBP: 0.191, SLG: 0.239	4-3					4-3			1-3	1	0	0	0	0	0	0											
<b>Inning Stats</b>	R: 0 E: 0 K: 1 S: 5	H: 0 LOB: 0 BB: 0 P: 5	R: 0 E: 0 K: 0 S: 5	H: 2 LOB: 3 BB: 1 P: 9	R: 1 E: 0 K: 2 S: 9	H: 2 LOB: 1 BB: 0 P: 9	R: 0 E: 0 K: 1 S: 5	H: 0 LOB: 0 BB: 0 P: 5	R: 0 E: 0 K: 0 S: 3	H: 1 LOB: 0 BB: 0 P: 3	R: 2 E: 0 K: 0 S: 6	H: 3 LOB: 3 BB: 2 P: 14	R: 0 E: 0 K: 1 S: 5	H: 0 LOB: 0 BB: 0 P: 5	R: 0 E: 0 K: 1 S: 5	H: 0 LOB: 0 BB: 0 P: 5	R: 0 E: 0 K: 1 S: 5	H: 0 LOB: 0 BB: 0 P: 5	1B: 4 2B: 2 3B: 1 HR: 1	SF: 0 SAC: 0 DP: 0 HBP: 0	WP: 0 PB: 0 CS: 1	PA: 37					
<b>PITCHER</b>	IP	WLS	BF	H	R	ER	SO	BB	IBB	HBP	BLK	WP	HR	S	P	ERA	WHIP										
Rick Rhoden, R (1, 1) ERA: 3.27	7.0	W	31	8	3	3	5	1	2	0	0	0	1	38	50	3.86	1.286										
Kent Tekulve, R (8, 1) ERA: 1.44	2.0	S	6	0	0	0	2	0	0	0	0	0	0	10	10	0.00	0.000										

Batter	1	2	3	4	5	6	7	8	9	AB	R	H	RBI	BB	SO	LOB	BOTTOM										
Lee Lacy, R (1, 8) OBP: 0.298, SLG: 0.352	L7					1B			E5	4	1	2	0	0	0	0	<b>Montreal Expos @ Pittsburgh Pirates</b> Three Rivers Stadium, Pittsburgh, PA Mon Jun 13 1983, 7:05 PM EDT Att: 8,229 - Unknown <a href="http://livebaseballscorecards.com">livebaseballscorecards.com</a>										
Johnny Ray, S (1, 4) OBP: 0.305, SLG: 0.374	F8		CS		F7				L7	4	0	2	1	0	0	1											
Bill Madlock, R (1, 5) OBP: 0.372, SLG: 0.424	F8					1B			FC6-4	4	0	1	0	0	0	3											
Jason Thompson, L (1, 3) OBP: 0.378, SLG: 0.406	K					2B			F6	4	0	1	0	0	2	2											
Dave Parker, L (1, 9) OBP: 0.280, SLG: 0.354		3-1				1B			CS	4	0	2	0	0	0	2											
Mike Easter, L (1, 7) OBP: 0.360, SLG: 0.441	K								G3	4	0	0	0	0	2	1											
Tony Peña, R (1, 2) OBP: 0.281, SLG: 0.331	K									3	1	1	0	0	1	0											
Dale Berra, R (1, 6) OBP: 0.318, SLG: 0.393										3	1	1	1	0	1	0											
Rick Rhoden, R (1, 1) OBP: 0.188, SLG: 0.219										2	0	0	0	0	1	0											
Richie Hebner, L (7, PH) OBP: 0.404, SLG: 0.341										1	1	1	1	0	0	0											
Kent Tekulve, R (8, 1) ERA: 1.44										0	0	0	0	0	0	0											
<b>Inning Stats</b>	R: 0 E: 0 K: 1 S: 6	H: 1 LOB: 1 BB: 0 P: 6	R: 0 E: 0 K: 2 S: 7	H: 0 LOB: 0 BB: 0 P: 7	R: 0 E: 0 K: 2 S: 7	H: 1 LOB: 0 BB: 0 P: 7	R: 0 E: 0 K: 1 S: 6	H: 2 LOB: 2 BB: 0 P: 6	R: 0 E: 0 K: 0 S: 3	H: 0 LOB: 0 BB: 0 P: 3	R: 1 E: 0 K: 0 S: 6	H: 3 LOB: 0 BB: 0 P: 6	R: 3 E: 1 K: 1 S: 9	H: 3 LOB: 1 BB: 0 P: 9	R: 0 E: 0 K: 0 S: 3	H: 1 LOB: 0 BB: 0 P: 3	R: 0 E: 0 K: 0 S: 3	H: 1 LOB: 0 BB: 0 P: 3	1B: 6 2B: 4 3B: 1 HR: 0	SF: 0 SAC: 0 DP: 0 HBP: 0	WP: 0 PB: 0 CS: 2	PA: 34					
<b>PITCHER</b>	IP	WLS	BF	H	R	ER	SO	BB	IBB	HBP	BLK	WP	HR	S	P	ERA	WHIP										
Bill Gullickson, R (1, 1) ERA: 3.97	8.0	L	33	11	4	3	7	0	0	0	0	0	0	47	47	3.38	1.375										

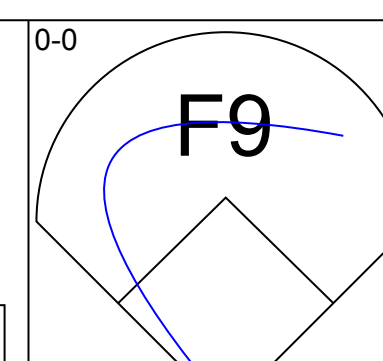
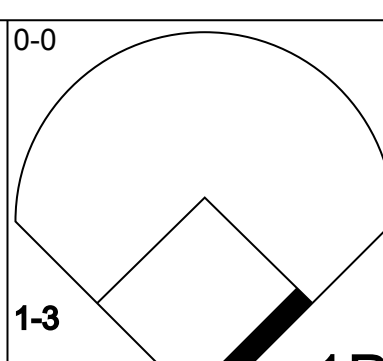
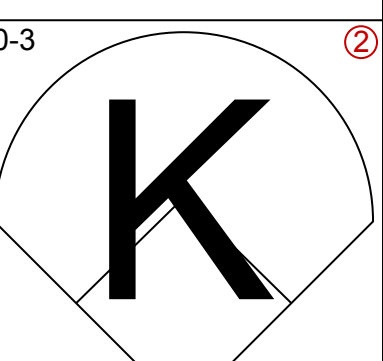
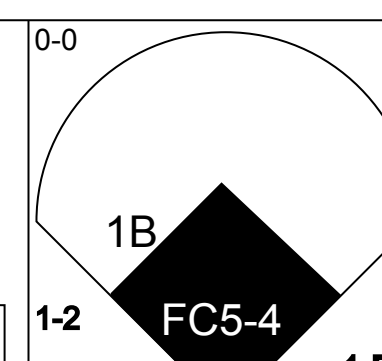
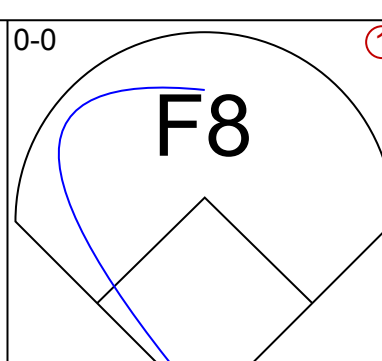
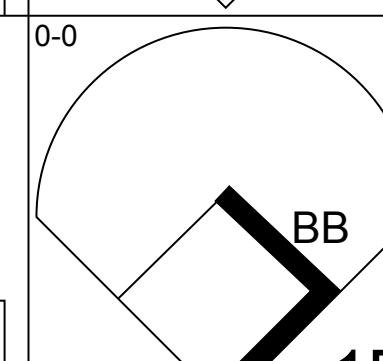
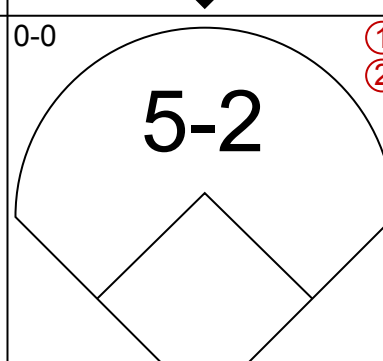
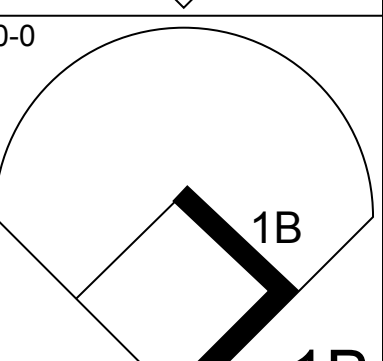
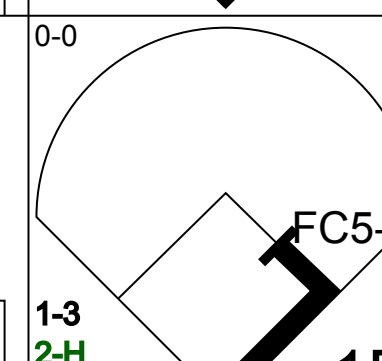
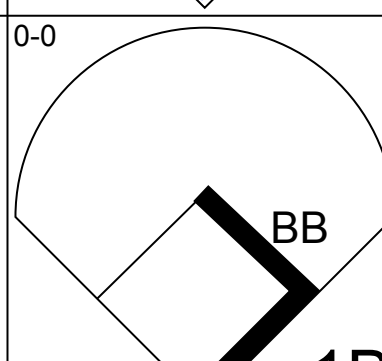
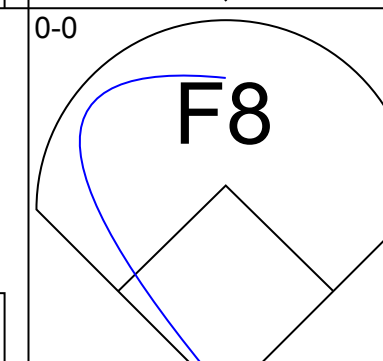
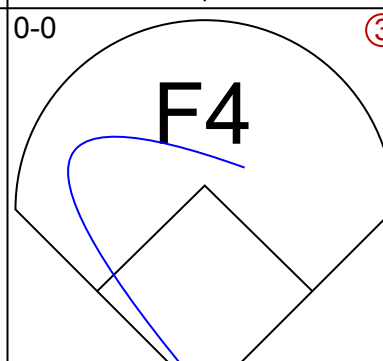
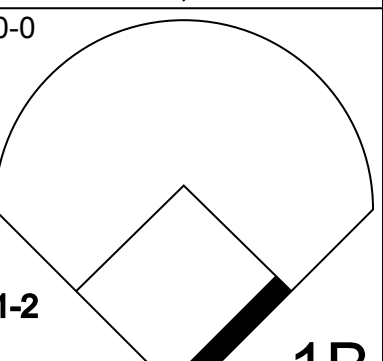
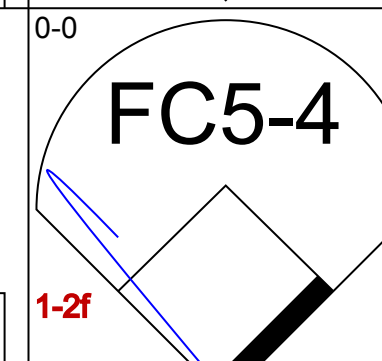
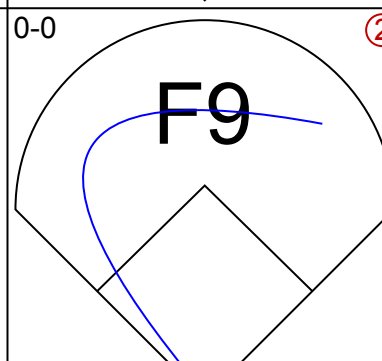
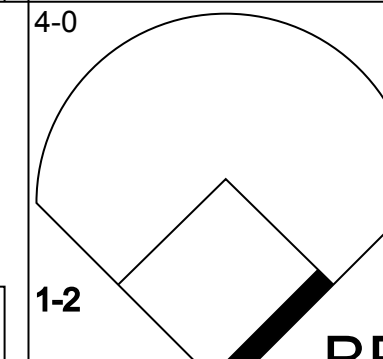
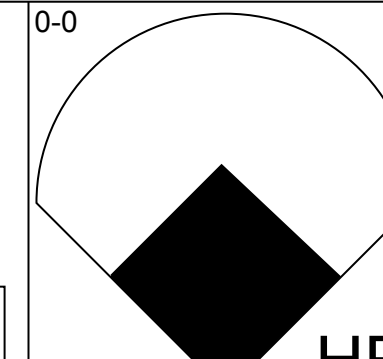
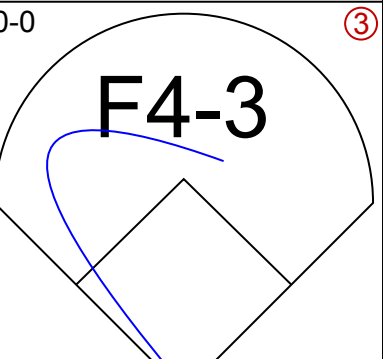
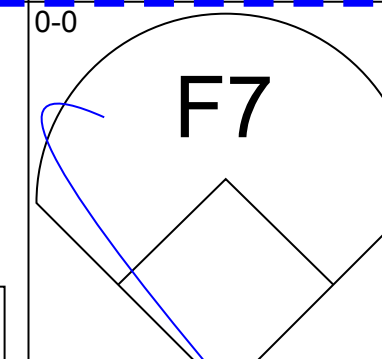
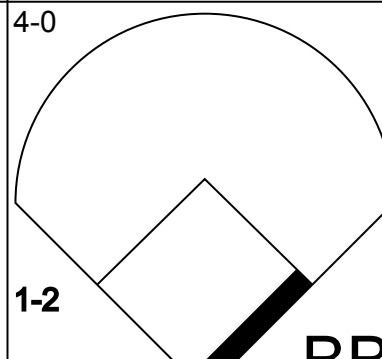
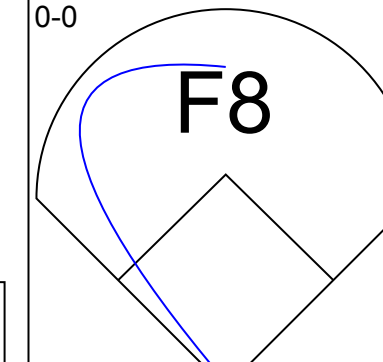
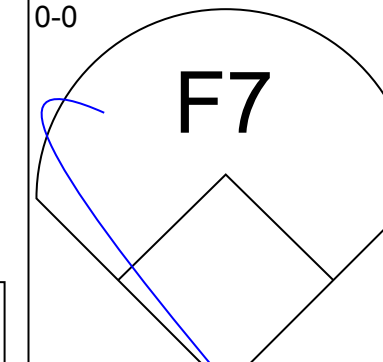
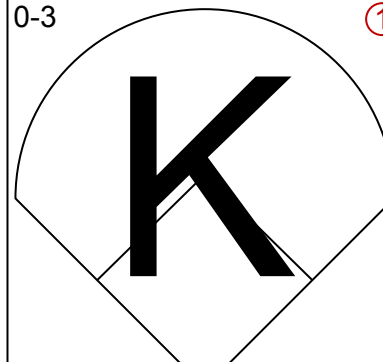
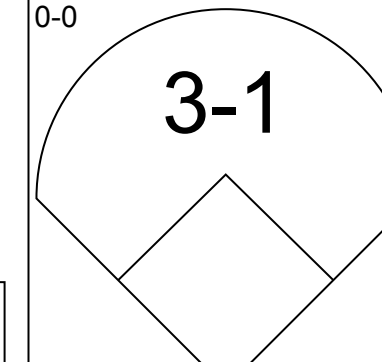
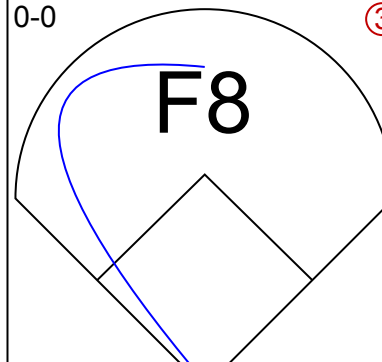

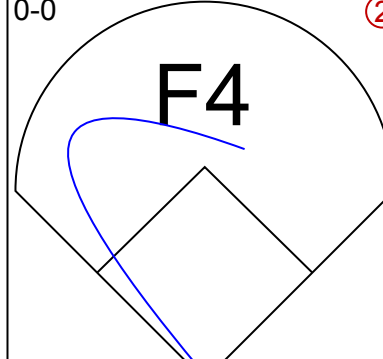

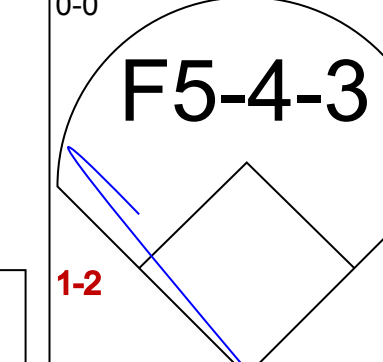
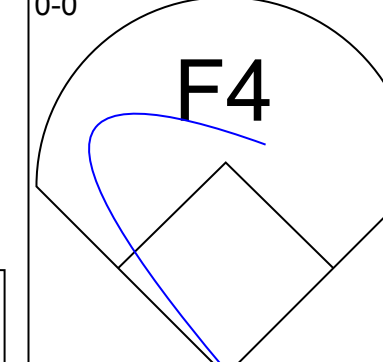
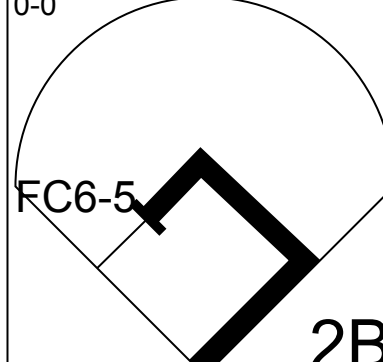

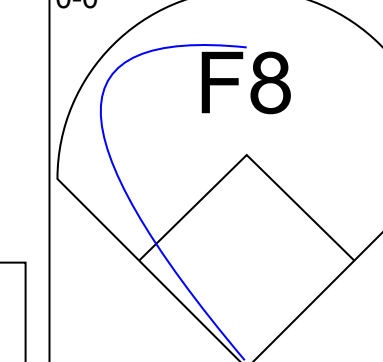
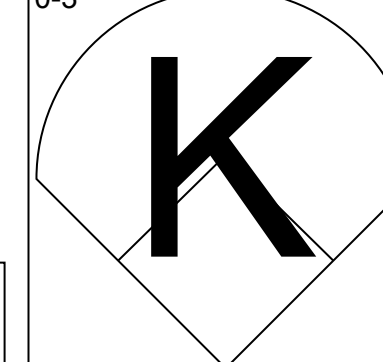
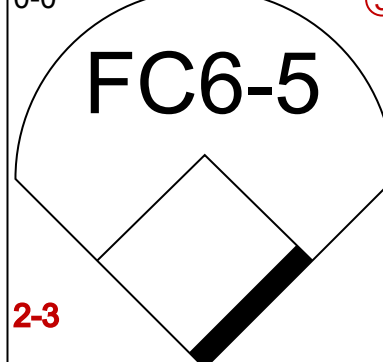
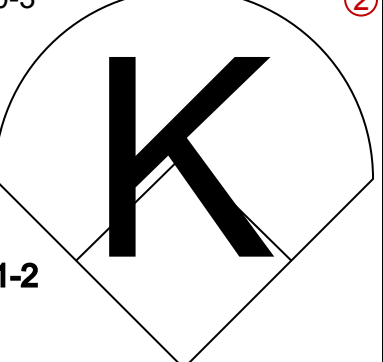



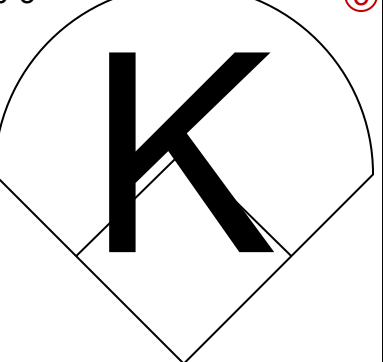
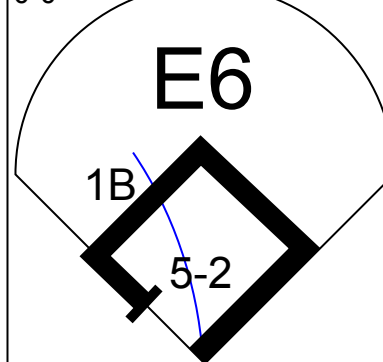
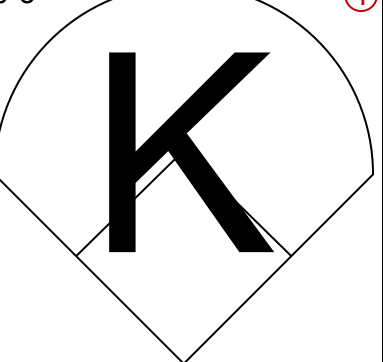
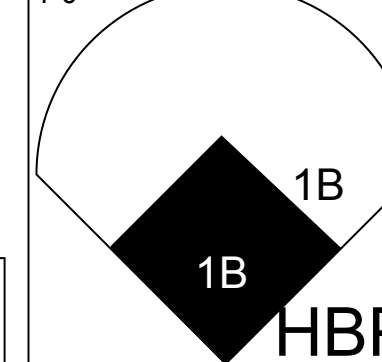



Batter	1	2	3	4	5	6	7	8	9	AB	R	H	RBI	BB	SO	LOB	TOP							
Tim Raines, S OBP: 0.367, SLG: 0.383 (1, 7)										4	3	2	1	1	1	0	<b>Montreal Expos @ Pittsburgh Pirates</b> Three Rivers Stadium, Pittsburgh, PA Tue Jun 14 1983, 7:05 PM EDT Att: 9,588 - Unknown <a href="http://livebaseballscorecards.com">livebaseballscorecards.com</a>							
Chris Speier, R OBP: 0.343, SLG: 0.302 (1, 6)										4	0	1	1	0	1	0								
Andre Dawson, R OBP: 0.348, SLG: 0.575 (1, 8)										5	2	2	2	0	0	1								
Al Oliver, L OBP: 0.357, SLG: 0.434 Terry Francona, L OBP: 0.203, SLG: 0.250 (1, 3) (7, 3)										3	0	1	0	1	0	0								
Gary Carter, R OBP: 0.313, SLG: 0.403 (1, 2)										4	1	2	1	1	0	4								
Tim Wallach, R OBP: 0.340, SLG: 0.464 (1, 5)										5	1	1	2	0	0	3								
Mike Vail, R OBP: 0.299, SLG: 0.296 Warren Cromartie, L OBP: 0.343, SLG: 0.423 (1, 9) (8, PH) (8, 9)										3	0	1	0	0	0	0								
Doug Flynn, R OBP: 0.242, SLG: 0.257 (1, 4)										4	0	1	0	0	1	2								
Steve Rogers, R OBP: 0.143, SLG: 0.118 Dan Schatzeder, L OBP: 0.250, SLG: 0.250 Terry Crowley, L OBP: 0.571, SLG: 0.250 Jeff Reardon, R OBP: 0.167, SLG: 0.167 (1, 1) (7, 1) (8, PH) (8, 1)										3	0	0	0	0	2	2								
<b>Inning Stats</b>	R: 0 E: 0 K: 1 S: 7	H: 2 LOB: 2 BB: 0 P: 7	R: 0 E: 0 K: 0 S: 4	H: 1 LOB: 1 BB: 0 P: 4	R: 2 E: 0 K: 0 S: 5	H: 2 LOB: 1 BB: 1 P: 9	R: 0 E: 0 K: 1 S: 5	H: 0 LOB: 0 BB: 0 P: 5	R: 0 E: 0 K: 1 S: 5	H: 0 LOB: 0 BB: 0 P: 5	R: 2 E: 0 K: 1 S: 8	H: 3 LOB: 1 BB: 0 P: 8	R: 1 E: 0 K: 0 S: 4	H: 2 LOB: 1 BB: 1 P: 8	R: 0 E: 0 K: 1 S: 6	H: 1 LOB: 1 BB: 0 P: 6		R: 2 E: 0 K: 0 S: 6	H: 2 LOB: 2 BB: 1 P: 10	1B: 7 2B: 3 3B: 0 HR: 3	SF: 0 SAC: 1 DP: 1 HBP: 0	WP: 0 PB: 0 CS: 0	PA: 43	
<b>PITCHER</b>	IP WLS BF H R ER SO BB IBB HBP BLK WP HR S P ERA WHIP	IP WLS BF H R ER SO BB IBB HBP BLK WP HR S P ERA WHIP	IP WLS BF H R ER SO BB IBB HBP BLK WP HR S P ERA WHIP	IP WLS BF H R ER SO BB IBB HBP BLK WP HR S P ERA WHIP	IP WLS BF H R ER SO BB IBB HBP BLK WP HR S P ERA WHIP	IP WLS BF H R ER SO BB IBB HBP BLK WP HR S P ERA WHIP	IP WLS BF H R ER SO BB IBB HBP BLK WP HR S P ERA WHIP	IP WLS BF H R ER SO BB IBB HBP BLK WP HR S P ERA WHIP	IP WLS BF H R ER SO BB IBB HBP BLK WP HR S P ERA WHIP	IP WLS BF H R ER SO BB IBB HBP BLK WP HR S P ERA WHIP	IP WLS BF H R ER SO BB IBB HBP BLK WP HR S P ERA WHIP	IP WLS BF H R ER SO BB IBB HBP BLK WP HR S P ERA WHIP	IP WLS BF H R ER SO BB IBB HBP BLK WP HR S P ERA WHIP	IP WLS BF H R ER SO BB IBB HBP BLK WP HR S P ERA WHIP	IP WLS BF H R ER SO BB IBB HBP BLK WP HR S P ERA WHIP	IP WLS BF H R ER SO BB IBB HBP BLK WP HR S P ERA WHIP	IP WLS BF H R ER SO BB IBB HBP BLK WP HR S P ERA WHIP	IP WLS BF H R ER SO BB IBB HBP BLK WP HR S P ERA WHIP	IP WLS BF H R ER SO BB IBB HBP BLK WP HR S P ERA WHIP	IP WLS BF H R ER SO BB IBB HBP BLK WP HR S P ERA WHIP	IP WLS BF H R ER SO BB IBB HBP BLK WP HR S P ERA WHIP	IP WLS BF H R ER SO BB IBB HBP BLK WP HR S P ERA WHIP	IP WLS BF H R ER SO BB IBB HBP BLK WP HR S P ERA WHIP	IP WLS BF H R ER SO BB IBB HBP BLK WP HR S P ERA WHIP

**Montreal Expos @ Pittsburgh Pirates**  
 Three Rivers Stadium, Pittsburgh, PA  
 Tue Jun 14 1983, 7:05 PM EDT  
 Att: 9,588 - Unknown

AB	39
R	7
H	13
RBI	7
BB	3
SO	5
LOB	15



Batter	1	2	3	4	5	6	7	8	9	AB	R	H	RBI	BB	SO	LOB	BOTTOM							
Lee Lacy, R OBP: 0.301, SLG: 0.353 (1, 8)										5	1	2	0	0	1	0	<b>Montreal Expos @ Pittsburgh Pirates</b> Three Rivers Stadium, Pittsburgh, PA Tue Jun 14 1983, 7:05 PM EDT Att: 9,588 - Unknown <a href="http://livebaseballscorecards.com">livebaseballscorecards.com</a>							
Johnny Ray, S OBP: 0.319, SLG: 0.384 (1, 4)										5	0	4	1	0	0	2								
Bill Madlock, R OBP: 0.368, SLG: 0.418 (1, 5)										5	0	1	1	0	0	4								
Jason Thompson, L OBP: 0.383, SLG: 0.421 (1, 3)										3	1	1	1	2	0	3								
Dave Parker, L OBP: 0.274, SLG: 0.346 Kent Tekulve, R (8, 1)										4	0	0	0	0	1	3								
Brian Harper, R OBP: 0.108, SLG: 0.286 (9, PH)										0	0	0	0	0	0	0								
Mike Easler, L OBP: 0.371, SLG: 0.446 (1, 7)										3	0	2	0	1	0	0								
Tony Peña, R OBP: 0.280, SLG: 0.335 (1, 2)										4	0	1	0	0	0	3								
Dale Berra, R OBP: 0.312, SLG: 0.384 (1, 6)										4	0	0	0	0	2	3								
Larry McWilliams, L OBP: 0.182, SLG: 0.182 Manny Sarmiento, R OBP: 0.226, SLG: 0.071 Richie Hebner, L OBP: 0.397, SLG: 0.333 (1, 1) (7, 1) (8, PH) (8, 9) (9, 9)										2	0	0	0	0	1	0								
<b>Inning Stats</b>	R: 0 E: 0 K: 0 S: 4	H: 1 LOB: 0 BB: 0 P: 3	R: 0 E: 0 K: 0 S: 4	H: 1 LOB: 1 BB: 0 P: 4	R: 1 E: 0 K: 1 S: 6	H: 1 LOB: 1 BB: 1 P: 10	R: 0 E: 0 K: 2 S: 9	H: 2 LOB: 2 BB: 0 P: 9	R: 0 E: 0 K: 1 S: 6	H: 1 LOB: 1 BB: 0 P: 6	R: 2 E: 0 K: 0 S: 5	H: 2 LOB: 1 BB: 0 P: 6	R: 0 E: 0 K: 2 S: 8	H: 1 LOB: 1 BB: 0 P: 8	R: 0 E: 0 K: 0 S: 4	H: 1 LOB: 2 BB: 1 P: 8	R: 0 E: 0 K: 0 S: 4	H: 1 LOB: 2 BB: 1 P: 8	1B: 9 2B: 2 3B: 0 HR: 1	SF: 0 SAC: 0 DP: 2 HBP: 1	WP: 0 PB: 0 CS: 0	PA: 41		
<b>PITCHER</b>	IP WLS BF H R ER SO BB IBB HBP BLK WP HR S P ERA WHIP	IP WLS BF H R ER SO BB IBB HBP BLK WP HR S P ERA WHIP	IP WLS BF H R ER SO BB IBB HBP BLK WP HR S P ERA WHIP	IP WLS BF H R ER SO BB IBB HBP BLK WP HR S P ERA WHIP	IP WLS BF H R ER SO BB IBB HBP BLK WP HR S P ERA WHIP	IP WLS BF H R ER SO BB IBB HBP BLK WP HR S P ERA WHIP	IP WLS BF H R ER SO BB IBB HBP BLK WP HR S P ERA WHIP	IP WLS BF H R ER SO BB IBB HBP BLK WP HR S P ERA WHIP	IP WLS BF H R ER SO BB IBB HBP BLK WP HR S P ERA WHIP	IP WLS BF H R ER SO BB IBB HBP BLK WP HR S P ERA WHIP	IP WLS BF H R ER SO BB IBB HBP BLK WP HR S P ERA WHIP	IP WLS BF H R ER SO BB IBB HBP BLK WP HR S P ERA WHIP	IP WLS BF H R ER SO BB IBB HBP BLK WP HR S P ERA WHIP	IP WLS BF H R ER SO BB IBB HBP BLK WP HR S P ERA WHIP	IP WLS BF H R ER SO BB IBB HBP BLK WP HR S P ERA WHIP	IP WLS BF H R ER SO BB IBB HBP BLK WP HR S P ERA WHIP	IP WLS BF H R ER SO BB IBB HBP BLK WP HR S P ERA WHIP	IP WLS BF H R ER SO BB IBB HBP BLK WP HR S P ERA WHIP	IP WLS BF H R ER SO BB IBB HBP BLK WP HR S P ERA WHIP	IP WLS BF H R ER SO BB IBB HBP BLK WP HR S P ERA WHIP	IP WLS BF H R ER SO BB IBB HBP BLK WP HR S P ERA WHIP	IP WLS BF H R ER SO BB IBB HBP BLK WP HR S P ERA WHIP	IP WLS BF H R ER SO BB IBB HBP BLK WP HR S P ERA WHIP	IP WLS BF H R ER SO BB IBB HBP BLK WP HR S P ERA WHIP

**Montreal Expos @ Pittsburgh Pirates**  
 Three Rivers Stadium, Pittsburgh, PA  
 Tue Jun 14 1983, 7:05 PM EDT  
 Att: 9,588 - Unknown

AB	37
R	3
H	11
RBI	3
BB	3
SO	6
LOB	21





Batter	1	2	3	4	5	6	7	8	9	AB	R	H	RBI	BB	SO	LOB	TOP										
Tim Raines, S OBP: 0.371, SLG: 0.380 (1, 7)	4-0 FC4-6 1B S BB		4-0 1B SF9 S BB		4-0 1B BB	0-0 6-3		0-0 5-3		2	3	0	0	0	3	0											
Chris Speier, R OBP: 0.246, SLG: 0.308 (1, 6)	0-0 6-3		0-0 1B		0-0 2B 1B	0-0 6-3		0-0 4-3		5	1	2	0	0	0	1											
Andre Dawson, R OBP: 0.353, SLG: 0.589 (1, 8)	4-0 FC4-6 BB		0-0 SF9		0-0 2B 4-3 1B		0-0 HR		0-3 K	3	2	2	4	1	1	0											
Al Oliver, L OBP: 0.355, SLG: 0.435 Terry Francona, L OBP: 0.250, SLG: 0.246 (1, 3) (7, 3)	0-0 FC4-6 1B		0-0 F2		0-0 4-3 2B		0-0 L8		0-0 F8	4	0	1	1	0	0	3											
Gary Carter, R OBP: 0.312, SLG: 0.400 (1, 2)	0-0 1B		0-0 F6		0-3 K		0-0 6-3			4	0	1	1	0	1	3											
Warren Cromartie, L OBP: 0.341, SLG: 0.416 (1, 9)	0-0 1-3			0-3 K		0-0 4-3		4-0 BB		3	0	0	1	1	1	3											
Tim Wallach, R OBP: 0.339, SLG: 0.458 (1, 5)		0-0 F7		0-0 F8		2-3 3-H 4-0 IBB		0-0 F7		3	0	0	0	1	0	1											
Doug Flynn, R OBP: 0.236, SLG: 0.251 (1, 4)		0-0 F9		0-0 F3-4-1		0-3 K		0-0 F5-3		4	0	0	0	0	1	2											
Ray Burris, R OBP: 0.364, SLG: 0.455 Jeff Reardon, R OBP: 0.167, SLG: 0.167 (1, 1) (8, 1)		0-0 4-3			0-0 1B 2B		0-0 1-3		0-3 K	4	1	1	0	0	1	0											
<b>Inning Stats</b>	R: 1 E: 0 K: 0 S: 4	H: 1 LOB: 2 BB: 2 P: 12	R: 0 E: 0 K: 0 S: 3	H: 0 LOB: 0 BB: 0 P: 3	R: 1 E: 0 K: 0 S: 4	H: 1 LOB: 1 BB: 1 P: 8	R: 0 E: 0 K: 1 S: 5	H: 0 LOB: 0 BB: 0 P: 5	R: 4 E: 0 K: 2 S: 11	H: 4 LOB: 2 BB: 2 P: 19	R: 0 E: 0 K: 0 S: 3	H: 0 LOB: 0 BB: 0 P: 3	R: 1 E: 0 K: 0 S: 4	H: 1 LOB: 1 BB: 1 P: 8	R: 0 E: 0 K: 1 S: 5	H: 0 LOB: 0 BB: 0 P: 5	R: 0 E: 0 K: 1 S: 5	H: 0 LOB: 0 BB: 0 P: 5	1B: 4 2B: 2 3B: 0 HR: 1	SF: 1 SAC: 0 DP: 0 HBP: 0	WP: 0 PB: 0 CS: 0	PA: 40					
<b>PITCHER</b>	IP	WLS	BF	H	R	ER	SO	BB	IBB	HBP	BLK	WP	HR	S	P	ERA	WHIP	<b>PITCHER</b>									
Jim Bibby, R ERA: 10.36 (1, 1)	4.0	L	21	5	6	6	1	4	0	0	0	0	0	19	35	13.50	2.250										
Lee Tunnel, R ERA: 5.05 (5, 1)	2.0		8	1	0	0	2	0	1	0	0	0	0	11	15	0.00	0.500										
Cecilio Guante, R ERA: 2.45 (7, 1)	2.0		8	1	1	1	1	1	0	0	0	0	1	9	13	4.50	1.000										
Don Robinson, R ERA: (9, 1)	1.0		3	0	0	0	1	0	0	0	0	0	0	5	5	0.00	0.000										

**Montreal Expos @ Pittsburgh Pirates**  
**Three Rivers Stadium, Pittsburgh, PA**  
 Wed Jun 15 1983, 7:05 PM EDT  
 Att: 11,809 - Unknown

AB	33
R	7
H	7
RBI	7
BB	6
SO	5
LOB	13



Batter	1	2	3	4	5	6	7	8	9	AB	R	H	RBI	BB	SO	LOB	BOTTOM										
Marvell Wynne, L OBP: 0.400, SLG: 0.250 (1, 8)	0-0 2B 6-3 1B	4-0 1B BB		0-0 FC1-6 CS		0-0 F9		0-0 F5		4	1	1	0	1	0	2											
Johnny Ray, S OBP: 0.326, SLG: 0.391 (1, 4)	0-0 1-3 3B 2B	0-0 1-2 2-3 1B		4-0 S BB		0-0 G3			0-0 F9	4	1	2	0	1	0	0											
Bill Madlock, R OBP: 0.364, SLG: 0.412 (1, 5)	0-0 6-3	0-0 F7		0-3 K		0-0 6-3		0-0 F8		5	0	1	1	0	1	5											
Jason Thompson, L OBP: 0.379, SLG: 0.426 (1, 3)	0-0 2H 1B 3B	0-3 K		0-3 K		0-0 F8		0-0 F9		5	1	1	1	0	2	4											
Mike Easter, L OBP: 0.372, SLG: 0.444 (1, 7)	0-0 G3		0-0 F4		0-0 FC4-6 1B		0-3 K		0-0 1B	5	0	2	0	0	1	1											
Dave Parker, L OBP: 0.277, SLG: 0.353 (1, 9)	0-0 3H 1B		0-0 F7		0-0 FC4-6 1B		0-0 FC4-6 1B		0-0 3-1	5	1	2	1	0	0	3											
Tony Peña, R OBP: 0.285, SLG: 0.339 (1, 2)	0-0 1-3		0-0 1B		0-0 FC5-4 1B		0-0 5-3			4	0	2	0	0	0	2											
Dale Berra, R OBP: 0.310, SLG: 0.381 (1, 6)		0-0 E5 1B SH1-4	0-0 F3		0-0 FC5-4		0-0 1B			4	0	1	1	0	0	3											
Jim Bibby, R OBP: 0.111, SLG: 0.111 Lee Tunnel, R OBP: 0.222, SLG: 0.176 Lee Madlock, R OBP: 0.148, SLG: 0.412 Cecilio Guante, R OBP: 0.326, SLG: 0.326 Don Robinson, R OBP: 0.167, SLG: 0.167 (1, 1) (5, 1) (6, 1) (7, 1) (8, 1) (9, 1)		0-0 SH1-4		0-0 FC1-6 1B		0-0 F6		0-3 3H 0-3 1B		1	0	1	0	0	0	0											
<b>Inning Stats</b>	R: 3 E: 0 K: 0 S: 7	H: 4 LOB: 1 BB: 0 P: 7	R: 0 E: 1 K: 1 S: 7	H: 1 LOB: 3 BB: 1 P: 11	R: 0 E: 0 K: 0 S: 4	H: 1 LOB: 1 BB: 0 P: 4	R: 0 E: 0 K: 1 S: 5	H: 1 LOB: 1 BB: 1 P: 9	R: 0 E: 0 K: 0 S: 3	H: 0 LOB: 0 BB: 0 P: 3	R: 0 E: 0 K: 1 S: 5	H: 0 LOB: 0 BB: 0 P: 5	R: 0 E: 0 K: 1 S: 7	H: 2 LOB: 1 BB: 0 P: 7	R: 0 E: 0 K: 0 S: 5	H: 2 LOB: 2 BB: 0 P: 5	R: 0 E: 0 K: 1 S: 5	H: 2 LOB: 1 BB: 0 P: 7	1B: 10 2B: 2 3B: 1 HR: 0	SF: 0 SAC: 1 DP: 0 HBP: 0	WP: 0 PB: 0 CS: 1	PA: 42					
<b>PITCHER</b>	IP	WLS	BF	H	R	ER	SO	BB	IBB	HBP	BLK	WP	HR	S	P	ERA	WHIP	<b>PITCHER</b>									
Ray Burris, R ERA: 2.6 (1, 1)	7.1	W	35	11	4	4	4	2	0	0	0	0	0	41	49	4.91	1.773										
Jeff Reardon, R ERA: 3.06 (8, 1)	1.2	S	7	2	0	0	1	0	0	0	0	0	0	9	9	0.00	1.200										

**Montreal Expos @ Pittsburgh Pirates**  
**Three Rivers Stadium, Pittsburgh, PA**  
 Wed Jun 15 1983, 7:05 PM EDT  
 Att: 11,809 - Unknown

AB	39
R	4
H	13
RBI	4
BB	2
SO	5
LOB	21





Batter	1	2	3	4	5	6	7	8	9	AB	R	H	RBI	BB	SO	LOB	TOP			
Mookie Wilson, S OBP: 0.264, SLG: 0.319 Scott Holman, R OBP: 0.267, SLG: 0.267	0-0 5-3		0-0 F6		0-3 K		0-0 F4-3			4	0	0	0	0	1	1				
Hubie Brooks, R OBP: 0.307, SLG: 0.373	0-0 5-3			0-0 F9		0-0 L8		1B F5-4-3	1B	4	1	1	0	0	0	1				
Keith Hernandez, L OBP: 0.355, SLG: 0.432	0-0 1-3							1B F5-4-3	1B	4	0	2	0	0	1	1				
George Foster, R OBP: 0.310, SLG: 0.460		0-0 G3		0-0 F8			0-0 F8		1-2 3-H F5-4-3	4	0	0	0	0	0	2				
Darryl Strawberry, L OBP: 0.242, SLG: 0.303		0-3 K		0-3 K			0-0 L7		0-0 F4-3	4	0	0	0	0	2	1				
Brian Giles, R OBP: 0.306, SLG: 0.280		0-3 K			0-0 F9				1B	3	0	1	0	0	1	0				
José Oquendo, S OBP: 0.372, SLG: 0.346			0-0 WP SF8 1B		0-3 K		0-0 F3			3	1	1	0	0	1	1				
Junior Ortiz, R OBP: 0.167, SLG: 0.091			0-3 K		0-3 K			0-0 F4		3	0	0	0	0	2	1				
Tom Seaver, R OBP: 0.267, SLG: 0.393 Mark Bradley, R OBP: 0.349, SLG: 0.389 Carlos Diaz, R OBP: 0.383, SLG: 0.485 Danny Heep, L OBP: 0.383, SLG: 0.485			0-0 SF8						1B	0	0	0	1	0	0	0				
										1	0	1	0	0	0	0				
										0	0	0	0	0	0	0				
										1	0	0	0	0	1	0				
<b>Inning Stats</b>	R: 0 E: 0 K: 0 S: 3	H: 0 LOB: 0 BB: 0 P: 3	R: 0 E: 0 K: 2 S: 7	H: 0 LOB: 0 BB: 0 P: 7	R: 1 E: 0 K: 1 S: 6	H: 1 LOB: 0 BB: 0 P: 6	R: 0 E: 0 K: 1 S: 6	H: 1 LOB: 1 BB: 0 P: 6	R: 0 E: 0 K: 2 S: 7	H: 0 LOB: 0 BB: 0 P: 7	R: 0 E: 0 K: 0 S: 4	H: 1 LOB: 1 BB: 0 P: 4	R: 0 E: 0 K: 1 S: 5	H: 0 LOB: 0 BB: 0 P: 5	R: 1 E: 0 K: 0 S: 4	H: 2 LOB: 2 BB: 0 P: 4	1B: 6 2B: 0 3B: 0 HR: 0	SF: 1 SAC: 0 DP: 1 HBP: 0	WP: 1 PB: 0 SB: 1 CS: 0	PA: 32
<b>PITCHER</b> Charlie Lea, R ERA: 3.36	IP: 9.0 WLS: W BF: 32 H: 6 R: 2 ER: 2 SO: 9 BB: 0 IBB: 0 HBP: 0 BLK: 0 WP: 1 HR: 0 S: 50 P: 50 ERA: 2.00 WHIP: 0.667																			

**New York Mets @ Montreal Expos**  
Olympic Stadium, Montreal, QB  
Fri Jun 17 1983, 7:05 PM EDT  
Att: 27,879 - Unknown

AB 31  
R 2  
H 6  
RBI 1  
BB 0  
SO 9  
LOB 8



Batter	1	2	3	4	5	6	7	8	9	AB	R	H	RBI	BB	SO	LOB	BOTTOM		
Tim Raines, S OBP: 0.372, SLG: 0.374	4-0 2B			4-0 S SF8 BB	0-0 F7		0-0 5-3			3	2	0	0	2	1	1			
Chris Speier, R OBP: 0.376, SLG: 0.372	0-0 1B			4-0 WP S BB		0-0 1B	4-0 FC5-4 BB			3	2	3	1	2	0	0			
Andre Dawson, R OBP: 0.350, SLG: 0.583	0-3 K		0-0 F2		0-0 SF8		0-0 4-1 G3 1B	0-0 FC5-4		4	1	1	2	0	1	3			
Al Oliver, L OBP: 0.356, SLG: 0.432 Terry Francona, L OBP: 0.200, SLG: 0.246	0-0 1B		0-0 F7		0-0 WP IBB		0-0 4-1		0-0 F8	4	1	1	0	1	0	2			
Gary Carter, R OBP: 0.309, SLG: 0.395	0-0 E3 PB 1B		0-0 F7		0-0 F8		0-0 G3		0-0 F2	5	0	1	2	0	0	2			
Warren Cromartie, L OBP: 0.353, SLG: 0.424 Jim Wohlford, R OBP: 0.273, SLG: 0.364	0-0 PB 1B		0-0 S 1B		4-0 1B E G4-6-3 BB		0-0 1B		0-0 6-3	4	1	3	0	1	0	0			
Tim Wallach, R OBP: 0.337, SLG: 0.454	0-0 F9		0-3 K		0-0 E5 G4-6-3 1B		0-0 1B			4	0	1	0	0	1	4			
Doug Flynn, R OBP: 0.242, SLG: 0.253			0-0 F3		0-0 F4					3	0	1	0	1	0	3			
Charlie Lea, R OBP: 0.071, SLG: 0.037	0-0 L4			0-0 1-3	0-0 G4-6-3			0-0 F8		4	0	0	0	0	0	5			
										1B: 8 2B: 2 3B: 1 HR: 0									
										SF: 1 SAC: 0 DP: 1 HBP: 0									
										WP: 1 PB: 1 SB: 4 CS: 0									
										PA: 42									
<b>PITCHER</b> Tom Seaver, R ERA: 2.69 Carlos Diaz, L ERA: 2.53 Scott Holman, R ERA: 4.18	IP: 5.0 WLS: L BF: 28 H: 7 R: 5 ER: 3 SO: 3 BB: 4 IBB: 2 HBP: 0 BLK: 0 WP: 1 HR: 0 S: 28 P: 52 ERA: 5.40 WHIP: 2.200																		

**New York Mets @ Montreal Expos**  
Olympic Stadium, Montreal, QB  
Fri Jun 17 1983, 7:05 PM EDT  
Att: 27,879 - Unknown

AB 34  
R 7  
H 11  
RBI 5  
BB 7  
SO 3  
LOB 20









Batter	1	2	3	4	5	6	7	8	9	AB	R	H	RBI	BB	SO	LOB	TOP						
Mookie Wilson, S OBP: 0.270, SLG: 0.324										4	0	2	0	0	1	0							
Hubie Brooks, R OBP: 0.310, SLG: 0.373										4	0	1	0	0	1	2							
Keith Hernandez, L OBP: 0.362, SLG: 0.432										4	0	1	0	0	0	3							
George Foster, R OBP: 0.307, SLG: 0.447										3	0	0	0	1	1	2							
Danny Heep, L OBP: 0.371, SLG: 0.457										4	1	1	0	0	1	2							
Bob Bailor, R OBP: 0.296, SLG: 0.323										4	1	2	0	0	0	0							
Ron Hodges, L OBP: 0.315, SLG: 0.205										3	0	1	1	0	0	1							
José Oquendo, S OBP: 0.357, SLG: 0.330										3	0	0	0	0	0	2							
Rusty Staub, L OBP: 0.443, SLG: 0.491										1	1	1	1	0	0	0							
Ed Lynch, R OBP: 0.227, SLG: 0.190										2	0	0	0	0	0	0							
Mark Bradley, R OBP: 0.344, SLG: 0.382										1	0	0	0	0	0	0							
Doug Sisk, R OBP: 0.270, SLG: 0.417										0	0	0	0	0	0	0							
Dave Kingman, R OBP: 0.270, SLG: 0.417										1	0	0	0	0	0	0							
<b>Inning Stats</b>	R: 0 E: 0 K: 0 S: 4	H: 1 LOB: 1 BB: 0 P: 4	R: 2 E: 1 K: 0 S: 5	H: 2 LOB: 0 BB: 0 P: 5	R: 0 E: 0 K: 1 S: 6	H: 1 LOB: 1 BB: 0 P: 6	R: 0 E: 0 K: 0 S: 4	H: 0 LOB: 0 BB: 0 P: 4	R: 0 E: 0 K: 2 S: 7	H: 0 LOB: 0 BB: 0 P: 7	R: 0 E: 0 K: 1 S: 3	H: 1 LOB: 0 BB: 0 P: 3	R: 0 E: 0 K: 1 S: 6	H: 1 LOB: 2 BB: 1 P: 10	R: 1 E: 0 K: 0 S: 4	H: 1 LOB: 0 BB: 0 P: 4	1B: 6 2B: 2 3B: 0 HR: 1	SF: 1 SAC: 0 DP: 1 HBP: 0	WP: 0 PB: 0 SB: 1 CS: 0	PA: 36			
<b>PITCHER</b>	IP WLS BF H R ER SO BB IBB HBP BLK WP HR S P ERA WHIP	8.2 W 35 9 3 2 4 1 0 0 0 0 1 42 46 2.08 1.154	0.1 S 1 0 0 0 0 0 0 0 0 0 0 0 1 1 0.00 0.000																				

New York Mets @ Montreal Expos  
Olympic Stadium, Montreal, QB  
Sun Jun 19 1983, 3:33 AM EDT  
Att: 35,633 - Unknown

AB	34
R	3
H	9
RBI	2
BB	1
SO	4
LOB	12



Batter	1	2	3	4	5	6	7	8	9	AB	R	H	RBI	BB	SO	LOB	BOTTOM					
Tim Raines, S OBP: 0.370, SLG: 0.379										5	1	1	2	0	0	4						
Bryan Little, S OBP: 0.352, SLG: 0.359										2	0	0	1	1	0	0						
Andre Dawson, R OBP: 0.343, SLG: 0.575										4	0	0	0	0	0	1						
Al Oliver, L OBP: 0.360, SLG: 0.444										4	1	2	1	0	0	1						
Terry Francona, L OBP: 0.200, SLG: 0.246										0	0	0	0	0	0	0						
Warren Cromartie, L OBP: 0.359, SLG: 0.426										3	0	1	0	1	0	1						
Jim Wolford, R OBP: 0.297, SLG: 0.356										0	0	0	0	0	0	0						
Tim Lincecum, R OBP: 0.336, SLG: 0.446										4	0	1	0	0	1	2						
Chris Speier, R OBP: 0.366, SLG: 0.366										3	1	1	0	1	0	1						
Bobby Ramos, R OBP: 0.500, SLG: 0.611										3	1	3	0	1	0	0						
Steve Rogers, R OBP: 0.154, SLG: 0.132										4	0	1	0	0	0	6						
Jeff Reardon, R OBP: 0.167, SLG: 0.167										0	0	0	0	0	0	0						
<b>Inning Stats</b>	R: 0 E: 0 K: 0 S: 3	H: 0 LOB: 1 BB: 1 P: 7	R: 0 E: 0 K: 0 S: 5	H: 2 LOB: 3 BB: 1 P: 9	R: 1 E: 0 K: 0 S: 5	H: 2 LOB: 1 BB: 0 P: 5	R: 3 E: 0 K: 0 S: 5	H: 2 LOB: 0 BB: 1 P: 9	R: 0 E: 0 K: 0 S: 3	H: 0 LOB: 0 BB: 0 P: 3	R: 0 E: 0 K: 1 S: 5	H: 1 LOB: 0 BB: 0 P: 5	R: 0 E: 0 K: 0 S: 4	H: 1 LOB: 1 BB: 0 P: 4	R: 0 E: 0 K: 0 S: 4	H: 1 LOB: 0 BB: 0 P: 4	1B: 7 2B: 1 3B: 1 HR: 1	SF: 1 SAC: 0 DP: 1 HBP: 0	WP: 0 PB: 0 SB: 0 CS: 0	PA: 37		
<b>PITCHER</b>	IP WLS BF H R ER SO BB IBB HBP BLK WP HR S P ERA WHIP	6.0 L 30 8 4 4 0 1 0 0 0 0 0 0 9 9 6.00 1.833	2.0 7 2 0 0 1 0 0 0 0 0 0 0 9 9 0.00 1.000																			

New York Mets @ Montreal Expos  
Olympic Stadium, Montreal, QB  
Sun Jun 19 1983, 3:33 AM EDT  
Att: 35,633 - Unknown

AB	32
R	4
H	10
RBI	4
BB	4
SO	1
LOB	16





Batter	1	2	3	4	5	6	7	8	9	AB	R	H	RBI	BB	SO	LOB	TOP			
Joe Morgan, L OBP: 0.375, SLG: 0.348 (1, 4)	L9		F9		F4			F4		4	0	0	0	0	0	1	Philadelphia Phillies @ Montreal Expos Olympic Stadium, Montreal, QB Mon Jun 20 1983, 7:05 PM EDT Att: 24,171 - Unknown			
Pete Rose, S OBP: 0.326, SLG: 0.327 Ron Reed, R (8, 1)	F7		BB			G3		F4-3		3	0	0	0	1	0	1				
Von Hayes, L OBP: 0.328, SLG: 0.388 (1, 8)	1-3		F4			K		F4-3		4	0	0	0	0	1	1				
Tony Perez, R OBP: 0.335, SLG: 0.442 (1, 3)		6-3		K		F9		6-3		4	0	0	0	0	1	0				
Mike Schmidt, R OBP: 0.387, SLG: 0.460 (1, 5)	F8		BB			F9		K		3	0	0	0	1	1	0				
Gary Matthews, R OBP: 0.339, SLG: 0.388 (1, 7)	HBP 1B		F9			F1-4-3 1B				3	0	2	0	0	0	1				
Ozzie Virgil, R OBP: 0.313, SLG: 0.489 (1, 2)	1-2 HBP		L7			F1-4-3 1-2				2	0	0	0	0	0	2				
Ivan De Jesus, R OBP: 0.291, SLG: 0.301 (1, 6)	F3				F4-3			5-3		3	0	0	0	0	0	2				
Steve Carlton, L OBP: 0.200, SLG: 0.273 Porky Altamirano, R (5, 1) Greg Gross, L OBP: 0.380, SLG: 0.356 (8, PH) (8, 9)	1-3				F8			1B		2	0	0	0	0	0	0				
<b>Inning Stats</b>	R: 0 E: 0 K: 0 S: 3	H: 0 LOB: 0 BB: 0 P: 3	R: 0 E: 0 K: 0 S: 4	H: 1 LOB: 2 BB: 0 P: 5	R: 0 E: 0 K: 1 S: 3	H: 0 LOB: 1 BB: 1 P: 7	R: 0 E: 0 K: 1 S: 5	H: 0 LOB: 1 BB: 0 P: 9	R: 0 E: 0 K: 1 S: 3	H: 0 LOB: 0 BB: 0 P: 3	R: 0 E: 0 K: 0 S: 3	H: 1 LOB: 0 BB: 0 P: 3	R: 0 E: 0 K: 0 S: 4	H: 1 LOB: 0 BB: 0 P: 4	R: 0 E: 0 K: 1 S: 5	H: 0 LOB: 0 BB: 0 P: 5	1B: 3 2B: 0 3B: 0 HR: 0	SF: 0 SAC: 0 DP: 1 HBP: 1	WP: 0 PB: 0 SB: 0 CS: 0	PA: 32
<b>PITCHER</b> Ray Burris, R ERA: 2.21 (1, 1)	IP: 9.0 WLS: W BF: 32 H: 3 R: 0 ER: 0 SO: 3 BB: 2 IBB: 0 HBP: 1 BLK: 0 WP: 0 HR: 0 S: 35 P: 44 ERA: 0.00 WHIP: 0.556															<b>PITCHER</b> IP: 9.0 WLS: W BF: 32 H: 3 R: 0 ER: 0 SO: 3 BB: 2 IBB: 0 HBP: 1 BLK: 0 WP: 0 HR: 0 S: 35 P: 44 ERA: 0.00 WHIP: 0.556				

Batter	1	2	3	4	5	6	7	8	9	AB	R	H	RBI	BB	SO	LOB	BOTTOM			
Tim Raines, S OBP: 0.372, SLG: 0.378 (1, 7)	S 1B	6-3			S 1B	4-3				3	2	1	0	1	0	2	Philadelphia Phillies @ Montreal Expos Olympic Stadium, Montreal, QB Mon Jun 20 1983, 7:05 PM EDT Att: 24,171 - Unknown			
Chris Speier, R OBP: 0.380, SLG: 0.363 (1, 6)	FC3-6 1B	BB			BB		K			1	1	0	0	3	1	0				
Andre Dawson, R OBP: 0.349, SLG: 0.590 (1, 8)	FC3-6 1B	G4-3			BB		HR			4	1	3	3	0	0	2				
Al Oliver, L OBP: 0.358, SLG: 0.441 Terry Francona, L OBP: 0.200, SLG: 0.246 (8, 3)	FC3-6 1B				K		F8			4	0	1	0	0	1	4				
Tim Wallach, R OBP: 0.335, SLG: 0.443 (1, 5)	1-3 1B				K		6-3			4	0	1	1	0	0	3				
Gary Carter, R OBP: 0.303, SLG: 0.385 (1, 2)	1-3				F8			G3		4	0	1	0	0	0	2				
Mike Vail, R OBP: 0.191, SLG: 0.261 Jerry White, S OBP: 0.217, SLG: 0.053 (8, PH) (9, 9)	K				6-3		F5			3	0	0	0	0	1	2				
Doug Flynn, R OBP: 0.237, SLG: 0.253 (1, 4)		2B			F6-3		F6-3			4	1	1	0	0	0	1				
Ray Burris, R OBP: 0.400, SLG: 0.533 (1, 1)	6-3 2B				K			K		4	0	2	1	0	2	1				
<b>Inning Stats</b>	R: 2 E: 0 K: 1 S: 8	H: 3 LOB: 2 BB: 1 P: 12	R: 1 E: 0 K: 0 S: 4	H: 2 LOB: 1 BB: 1 P: 8	R: 0 E: 0 K: 1 S: 3	H: 0 LOB: 0 BB: 0 P: 3	R: 0 E: 0 K: 1 S: 5	H: 0 LOB: 0 BB: 0 P: 5	R: 1 E: 0 K: 1 S: 6	H: 2 LOB: 2 BB: 2 P: 14	R: 0 E: 0 K: 0 S: 4	H: 1 LOB: 1 BB: 0 P: 4	R: 1 E: 0 K: 1 S: 6	H: 1 LOB: 0 BB: 0 P: 6	R: 0 E: 0 K: 1 S: 5	H: 0 LOB: 1 BB: 1 P: 9	1B: 7 2B: 2 3B: 0 HR: 1	SF: 0 SAC: 0 DP: 2 HBP: 0	WP: 0 PB: 0 SB: 2 CS: 0	PA: 36
<b>PITCHER</b> Steve Carlton, L ERA: 3.27 Porky Altamirano, R ERA: 3.97 Ron Reed, R ERA: 2.2 (1, 1) (5, 1) (8, 1)	IP: 4.1 WLS: L BF: 22 H: 7 R: 4 ER: 4 SO: 3 BB: 4 IBB: 0 HBP: 0 BLK: 0 WP: 0 HR: 0 S: 24 P: 40 ERA: 8.31 WHIP: 2.538															<b>PITCHER</b> IP: 4.1 WLS: L BF: 22 H: 7 R: 4 ER: 4 SO: 3 BB: 4 IBB: 0 HBP: 0 BLK: 0 WP: 0 HR: 0 S: 24 P: 40 ERA: 8.31 WHIP: 2.538				



Batter	1	2	3	4	5	6	7	8	9	AB R H RBI BB SO LOB	TOP											
<b>Pete Rose, S</b> OBP: 0.327, SLG: 0.325 (1, 3)	0-0 6-3		0-0 E 1B		4-0 FC6-4 BB	0-0 4-3		0-0 6-3	4 1 1 0 1 0 2	<b>Philadelphia Phillies @ Montreal Expos</b> Olympic Stadium, Montreal, QB Tue Jun 21 1983, 7:05 PM EDT Unknown  <a href="http://livebaseballscorecards.com">livebaseballscorecards.com</a>												
<b>Gary Matthews, R</b> OBP: 0.337, SLG: 0.359 <b>Bob Dernier, R</b> OBP: 0.289, SLG: 0.244 (1, 7) (8, 7)	0-0 HR		0-0 E6 HR		0-0 FC6-4 1-2	0-0 1-3		0-0 6-3	4 2 1 1 0 0 1 1 0 0 0 0 0 0													
<b>Joe Morgan, L</b> OBP: 0.371, SLG: 0.363 (1, 4)	0-3 K		0-0 HR		0-3 K		0-0 L9	5 1 1 2 0 2 1														
<b>Mike Schmidt, R</b> OBP: 0.389, SLG: 0.475 <b>Kiko Garcia, R</b> OBP: 0.353, SLG: 0.375 (1, 5) (8, 5)	0-3 K		0-3 K		0-0 E 1B 2B		0-0 HR	4 2 2 1 0 2 0 0 0 0 0 0 0 0														
<b>Von Hayes, L</b> OBP: 0.333, SLG: 0.400 (1, 9)		0-3 K		0-0 1B G6-4-3 2B		0-0 E1 S 2B 1B	0-0 4-3	4 2 2 0 0 1 0														
<b>Gary Maddox, R</b> OBP: 0.307, SLG: 0.397 (1, 8)	0-0 F3		0-0 G6-4-3 1B		0-0 6-3 1-H 2B		0-0 2B	4 0 3 2 0 0 0														
<b>Ozzie Virgil, R</b> OBP: 0.288, SLG: 0.449 (1, 2)	0-3 K		0-0 G6-4-3 1-2 3-H		0-0 6-3 2-3		0-0 1-3	4 0 0 0 0 1 3														
<b>Ivan De Jesus, R</b> OBP: 0.290, SLG: 0.295 (1, 6)			0-0 6-3		0-0 F9		0-0 6-3	3 0 0 0 1 0 1														
<b>John Denny, R</b> OBP: 0.176, SLG: 0.152 <b>Willie Hernandez, L</b> OBP: 0.500, SLG: 0.500 (1, 1) (6, 1)			0-0 F7		0-0 6-3		0-3 K	3 0 0 0 0 1 2 1 0 0 0 0 1 1														
<b>Inning Stats</b>	R: 1 E: 0 K: 2 S: 8	H: 1 LOB: 0 BB: 0 P: 8	R: 0 E: 0 K: 2 S: 7	H: 0 LOB: 0 BB: 0 P: 7	R: 3 E: 1 K: 1 S: 8	H: 2 LOB: 0 BB: 0 P: 8	R: 1 E: 0 K: 0 S: 4	H: 2 LOB: 0 BB: 0 P: 4	R: 0 E: 0 K: 1 S: 5		H: 0 LOB: 1 BB: 1 P: 9	R: 2 E: 1 K: 1 S: 8	H: 3 LOB: 2 BB: 1 P: 12	R: 1 E: 0 K: 0 S: 4	H: 1 LOB: 0 BB: 0 P: 4	R: 0 E: 0 K: 1 S: 6	H: 1 LOB: 1 BB: 0 P: 6	R: 0 E: 0 K: 0 S: 3	H: 0 LOB: 0 BB: 0 P: 3	1B: 4 2B: 3 3B: 0 HR: 3	SF: 0 SAC: 0 DP: 1 HBP: 0	WP: 0 PB: 0 SB: 1 CS: 0
<b>PITCHER</b>	IP WLS BF H R ER SO BB IBB HBP BLK WP HR S P ERA WHIP											<b>PITCHER</b>	IP WLS BF H R ER SO BB IBB HBP BLK WP HR S P ERA WHIP									
<b>Scott Sanderson, R</b> ERA: 5.54 (1, 1)	5.0 L 21 5 5 2 6 1 0 0 0 0 2 32 36 3.60 1.200																					
<b>Chris Welsh, L</b> ERA: 5.13 (6, 1)	1.0 7 3 2 2 1 1 0 0 0 0 0 8 12 18.00 4.000																					
<b>Bryn Smith, R</b> ERA: 2.82 (7, 1)	2.0 8 2 1 1 1 0 0 0 0 0 1 10 10 4.50 1.000																					
<b>Dan Schatzeder, L</b> ERA: 1.24 (9, 1)	1.0 3 0 0 0 0 0 0 0 0 0 0 3 3 0.00 0.000																					

Batter	1	2	3	4	5	6	7	8	9	AB R H RBI BB SO LOB	BOTTOM									
<b>Tim Raines, S</b> OBP: 0.373, SLG: 0.379 (1, 7)	0-3 K		0-0 G3		0-0 1B		0-0 G5-4-3 1B		0-3 K	5 0 2 0 0 2 0	<b>Philadelphia Phillies @ Montreal Expos</b> Olympic Stadium, Montreal, QB Tue Jun 21 1983, 7:05 PM EDT Unknown  <a href="http://livebaseballscorecards.com">livebaseballscorecards.com</a>									
<b>Bryan Little, S</b> OBP: 0.345, SLG: 0.351 (1, 4)	0-3 K2-3		0-0 P4		0-0 4-3		0-0 G5-4-3 1-2 2-3	4 0 0 0 0 1 3												
<b>Andre Dawson, R</b> OBP: 0.544, SLG: 0.580 <b>Jim Wohlford, R</b> OBP: 0.267, SLG: 0.356 (1, 8) (9, 8)	0-0 F8		0-0 5-3		0-0 5-3		0-0 5-3	4 0 0 0 0 0 1 0 0 0 0 0 0 0												
<b>Al Oliver, L</b> OBP: 0.353, SLG: 0.434 <b>Dan Schatzeder, L</b> OBP: 0.250, SLG: 0.250 (1, 3) (9, 1)	0-0 F9		0-0 4-3		0-0 4-3		0-0 F8	4 0 0 0 0 0 0 0 0 0 0 0 0 0												
<b>Tim Wallach, R</b> OBP: 0.337, SLG: 0.442 (1, 5)	0-0 F8		0-0 BB 1B		1-0 BB 1B HBP		0-0 F8	3 0 1 0 0 0 0												
<b>Gary Carter, R</b> OBP: 0.315, SLG: 0.398 (1, 2)	0-0 1B 2B 1B		0-0 G4-6-3 BB		0-0 1B BB		0-0 2B	3 1 3 0 1 0 0												
<b>Warren Cromartie, L</b> OBP: 0.266, SLG: 0.427 <b>Chris Welsh, L</b> OBP: 0.307, SLG: 0.308 <b>Jerry White, L</b> OBP: 0.250, SLG: 0.053 <b>Bryn Smith, R</b> <b>Mike Vail, R</b> OBP: 0.188, SLG: 0.255 (1, 9) (6, 1) (6, PH) (7, 1) (6, PH) (9, 9)	0-0 2B 1B		0-0 G4-6-3 1-2		0-0 G4-6-3 1-2 2-3		0-0 5-3	2 0 1 0 0 0 2 0 0 0 0 0 0 0 0 0 0 0 0 1 0 0 0 0 0 0 0 0 1 0 0 0 0 0 1												
<b>Chris Speier, R</b> OBP: 0.384, SLG: 0.377 (1, 6)	0-0 2B		0-0 L8		0-0 L8		0-0 F8	4 0 2 1 0 0 3												
<b>Scott Sanderson, R</b> OBP: 0.176, SLG: 0.294 <b>Terry Francona, L</b> OBP: 0.205, SLG: 0.250 (1, 1) (5, PH) (9, 3)	0-3 K		0-0 G4-6-3		0-0 G4-6-3		0-0 F7	1 0 0 0 0 1 2 3 0 1 0 0 0 1												
<b>Inning Stats</b>	R: 0 E: 0 K: 2 S: 7	H: 0 LOB: 0 BB: 0 P: 7	R: 1 E: 0 K: 1 S: 8	H: 3 LOB: 2 BB: 0 P: 8	R: 0 E: 0 K: 0 S: 3	H: 1 LOB: 1 BB: 1 P: 7	R: 0 E: 0 K: 0 S: 4	H: 2 LOB: 1 BB: 0 P: 4	R: 0 E: 0 K: 0 S: 4	H: 1 LOB: 1 BB: 0 P: 4		R: 0 E: 0 K: 0 S: 4	H: 2 LOB: 1 BB: 0 P: 4	R: 0 E: 0 K: 0 S: 4	H: 1 LOB: 1 BB: 0 P: 4	R: 0 E: 0 K: 1 S: 5	H: 0 LOB: 0 BB: 0 P: 5	1B: 8 2B: 2 3B: 0 HR: 0	SF: 0 SAC: 0 DP: 3 HBP: 1	WP: 0 PB: 0 SB: 0 CS: 0
<b>PITCHER</b>	IP WLS BF H R ER SO BB IBB HBP BLK WP HR S P ERA WHIP											<b>PITCHER</b>	IP WLS BF H R ER SO BB IBB HBP BLK WP HR S P ERA WHIP							
<b>John Denny, R</b> ERA: 2.32 (1, 1)	5.2 W 25 7 1 1 3 2 0 0 0 0 0 0 14 14 0.00 0.900																			
<b>Willie Hernandez, L</b> ERA: 1.76 (6, 1)	3.1 S 12 3 0 0 1 0 0 0 0 0 0 0 14 14 0.00 0.900																			









Batter	1	2	3	4	5	6	7	8	9	AB	R	H	RBI	BB	SO	LOB	TOP					
<b>Pete Rose, S</b> OBP: 0.330, SLG: 0.333 (1, 3)	5-3		4-3			1-3			F7	4	0	0	0	0	0	0						
<b>Gary Matthews, R</b> OBP: 0.340, SLG: 0.394 (1, 7)	5-3			L5-3 BB					6-3	3	0	1	0	1	0	0						
<b>Joe Morgan, L</b> OBP: 0.373, SLG: 0.371 (1, 4)				L5-3 1-2					F8	4	0	1	0	0	1	2						
<b>Mike Schmidt, R</b> OBP: 0.391, SLG: 0.488 (1, 5)	F8			K					K	3	0	0	0	0	2	1						
<b>Von Hayes, L</b> OBP: 0.340, SLG: 0.400 (1, 9)		L9				4-3				3	0	1	0	0	0	0						
<b>Gary Maddox, R</b> OBP: 0.304, SLG: 0.386 (1, 8)		F2								3	0	1	0	0	0	1						
<b>Bob Dernier, R</b> OBP: 0.292, SLG: 0.273 (8, 8)					1B				F9	0	0	0	0	0	0	0						
<b>Ozzie Virgil, R</b> OBP: 0.267, SLG: 0.404 (1, 2)						L8				3	0	0	0	0	1	1						
<b>Ivan De Jesus, R</b> OBP: 0.289, SLG: 0.290 (1, 6)			6-3							2	0	1	0	1	0	0						
<b>Marty Bystrom, R</b> OBP: 0.333, SLG: 0.250 (1, 1)										3	0	0	0	0	1	1						
<b>Al Holland, R</b> (9, 1)			P6						K	0	0	0	0	0	0	0						
<b>Inning Stats</b>	R: 0 E: 0 K: 0 S: 4	H: 1 LOB: 1 BB: 0 P: 4	R: 0 E: 0 K: 1 S: 5	H: 0 LOB: 0 BB: 0 P: 5	R: 0 E: 0 K: 0 S: 3	H: 0 LOB: 0 BB: 0 P: 3	R: 0 E: 0 K: 1 S: 4	H: 0 LOB: 0 BB: 1 P: 8	R: 0 E: 0 K: 0 S: 4	H: 2 LOB: 2 BB: 0 P: 4	R: 0 E: 0 K: 1 S: 6	H: 1 LOB: 1 BB: 0 P: 6	R: 0 E: 0 K: 1 S: 5	H: 1 LOB: 0 BB: 0 P: 5	R: 0 E: 0 K: 0 S: 2	H: 0 LOB: 0 BB: 1 P: 6	R: 0 E: 0 K: 1 S: 5	H: 0 LOB: 0 BB: 0 P: 5	1B: 4 2B: 2 3B: 0 HR: 0	SF: 0 SAC: 0 DP: 2 HBP: 0	WP: 0 PB: 0 SB: 1 CS: 1	PA: 30
<b>PITCHER</b> <b>Charlie Lea, R</b> ERA: 3.02 (1, 1)	IP: 9.0 WLS: W BF: 30 H: 5 R: 0 ER: 0 SO: 5 BB: 2 IBB: 0 HBP: 0 BLK: 0 WP: 0 HR: 0 S: 38 P: 46 ERA: 0.00 WHIP: 0.778															<b>PITCHER</b>						

Philadelphia Phillies @ Montreal Expos  
Olympic Stadium, Montreal, QB  
Wed Jun 22 1983, 7:05 PM EDT  
Att: 24,607 - Unknown

AB	28
R	0
H	5
RBI	0
BB	2
SO	5
LOB	6



Batter	1	2	3	4	5	6	7	8	9	AB	R	H	RBI	BB	SO	LOB	BOTTOM					
<b>Tim Raines, S</b> OBP: 0.376, SLG: 0.398 (1, 7)	5-3								6-3	5	1	2	4	0	1	2						
<b>Bryan Little, S</b> OBP: 0.333, SLG: 0.333 (1, 4)	6-3		F8						G3	4	0	0	0	0	0	3						
<b>Terry Crowley, L</b> OBP: 0.593, SLG: 0.286 (1, 3)				P5						3	0	1	0	0	0	0						
<b>Tim Wallach, R</b> OBP: 0.337, SLG: 0.442 (1, 5)					FC1-4 1B					4	0	1	0	0	0	2						
<b>Gary Carter, R</b> OBP: 0.314, SLG: 0.404 (1, 2)			K		FC1-4 1-2					4	0	1	0	0	1	1						
<b>Terry Francona, L</b> OBP: 0.207, SLG: 0.238 (1, 9)		6-3			G3					4	0	0	0	0	0	2						
<b>Jerry White, S</b> OBP: 0.241, SLG: 0.083 (1, 8)			F9							4	1	1	0	0	0	0						
<b>Chris Speier, R</b> OBP: 0.386, SLG: 0.364 (1, 6)					F8					3	1	0	0	1	1	1						
<b>Charlie Lea, R</b> OBP: 0.097, SLG: 0.067 (1, 1)										3	0	1	0	0	0	0						
<b>Andre Dawson, R</b> OBP: 0.343, SLG: 0.585 (9, PH)			F7							0	1	0	0	0	0	0						
<b>Inning Stats</b>	R: 0 E: 0 K: 0 S: 3	H: 0 LOB: 0 BB: 0 P: 4	R: 0 E: 0 K: 1 S: 5	H: 0 LOB: 0 BB: 0 P: 5	R: 0 E: 0 K: 0 S: 4	H: 1 LOB: 1 BB: 0 P: 4	R: 0 E: 0 K: 0 S: 4	H: 1 LOB: 1 BB: 0 P: 4	R: 0 E: 0 K: 2 S: 9	H: 2 LOB: 2 BB: 0 P: 9	R: 0 E: 0 K: 0 S: 4	H: 1 LOB: 1 BB: 0 P: 4	R: 0 E: 0 K: 0 S: 3	H: 0 LOB: 0 BB: 0 P: 3	R: 0 E: 0 K: 0 S: 4	H: 1 LOB: 1 BB: 0 P: 4	R: 4 E: 1 K: 0 S: 4	H: 1 LOB: 0 BB: 1 P: 9	1B: 6 2B: 0 3B: 0 HR: 1	SF: 0 SAC: 0 DP: 0 HBP: 2	WP: 0 PB: 0 SB: 3 CS: 0	PA: 37
<b>PITCHER</b> <b>Marty Bystrom, R</b> ERA: 4.38 (1, 1)	IP: 8.2 WLS: L BF: 36 H: 6 R: 3 ER: 1 SO: 3 BB: 1 IBB: 0 HBP: 2 BLK: 0 WP: 0 HR: 0 S: 39 P: 45 ERA: 1.04 WHIP: 0.808															<b>PITCHER</b>						

Philadelphia Phillies @ Montreal Expos  
Olympic Stadium, Montreal, QB  
Wed Jun 22 1983, 7:05 PM EDT  
Att: 24,607 - Unknown

AB	34
R	4
H	7
RBI	4
BB	1
SO	3
LOB	11






Batter	1	2	3	4	5	6	7	8	9	AB	R	H	RBI	BB	SO	LOB	TOP			
<b>Bob Dernier, R</b> OBP: 0.288, SLG: 0.292 (1, 8)	F3		6-3			E	P3			4	1	1	0	0	0	1	<b>Philadelphia Phillies @ Montreal Expos</b> Olympic Stadium, Montreal, QB Thu Jun 23 1983, 7:05 PM EDT Att: 31,069 - Unknown			
<b>Pete Rose, S</b> OBP: 0.325, SLG: 0.327 (1, 3)	L8		F7			E3		L5		4	0	0	1	0	0					
<b>Joe Morgan, L</b> OBP: 0.370, SLG: 0.368 (1, 4)	K				F9			G3		4	0	1	0	0	1					
<b>Mike Schmidt, R</b> OBP: 0.385, SLG: 0.479 (1, 5)		K			6-3			K		4	0	0	0	0	3	2				
<b>Von Hayes, L</b> OBP: 0.344, SLG: 0.398 (1, 9)		S			4-3			F2		3	1	1	0	1	0					
<b>Gary Matthews, R</b> OBP: 0.338, SLG: 0.389 (1, 7)		F9					G1-2-3			3	0	0	0	1	0	4				
<b>Ozzie Virgil, R</b> OBP: 0.266, SLG: 0.410 (1, 2)					K			F7		4	0	1	1	0	1					
<b>Ivan De Jesus, R</b> OBP: 0.284, SLG: 0.285 (9, PH)		K			L9			K		3	0	0	0	0	2	1				
<b>Bo Diaz, R</b> OBP: 0.302, SLG: 0.366 (9, PH)								K		1	0	0	0	0	1	1				
<b>Charles Hudson, S</b> OBP: 0.308, SLG: 0.142 (5, 1)			K							1	0	0	0	0	1	0				
<b>Porfi Altamirano, R</b> OBP: 0.368, SLG: 0.358 (6, PH)										0	0	0	0	0	0	0				
<b>Greg Gross, L</b> OBP: 0.308, SLG: 0.358 (6, 1)										0	0	0	0	0	0	0				
<b>Tug McGraw, R</b> OBP: 0.346, SLG: 0.396 (7, PH)										1	0	1	0	0	0	0				
<b>Joe Lefebvre, L</b> OBP: 0.300, SLG: 0.300 (7, 1)										0	0	0	0	0	0	0				
<b>Inning Stats</b>	R: 0 E: 0 K: 1 S: 5	H: 0 LOB: 0 BB: 0 P: 5	R: 1 E: 0 K: 2 S: 9	H: 2 LOB: 1 BB: 0 P: 9	R: 0 E: 0 K: 1 S: 5	H: 0 LOB: 0 BB: 0 P: 5	R: 0 E: 0 K: 0 S: 3	H: 0 LOB: 0 BB: 0 P: 3	R: 0 E: 0 K: 1 S: 5	H: 0 LOB: 0 BB: 0 P: 5	R: 2 E: 1 K: 1 S: 7	H: 2 LOB: 2 BB: 2 P: 15	R: 0 E: 0 K: 1 S: 6	H: 1 LOB: 1 BB: 0 P: 6	R: 0 E: 0 K: 1 S: 5	H: 0 LOB: 1 BB: 1 P: 9	1B: 3 2B: 2 3B: 0 HR: 0	SF: 0 SAC: 0 DP: 1 HBP: 0	WP: 0 PB: 0 SB: 1 CS: 0	PA: 35
<b>PITCHER</b>	IP WLS BF H R ER SO BB IBB HBP BLK WP HR S P ERA WHIP																			
<b>Bill Gullickson, R</b> ERA: 4.13	5.0 W 19 3 3 3 5 1 0 0 0 0 0 28 32 5.40 0.800																			
<b>Bryn Smith, R</b> ERA: 2.49	3.0 S 12 2 0 0 3 1 0 0 0 0 0 17 21 0.00 1.000																			
<b>Jeff Reardon, R</b> ERA: 3.03	1.0 S 4 0 0 0 1 1 0 0 0 0 0 5 9 0.00 1.000																			

Batter	1	2	3	4	5	6	7	8	9	AB	R	H	RBI	BB	SO	LOB	BOTTOM			
<b>Tim Raines, S</b> OBP: 0.383, SLG: 0.408 (1, 7)	S			FC6-4						4	1	3	1	1	0	1	<b>Philadelphia Phillies @ Montreal Expos</b> Olympic Stadium, Montreal, QB Thu Jun 23 1983, 7:05 PM EDT Att: 31,069 - Unknown			
<b>Bryan Little, S</b> OBP: 0.336, SLG: 0.330 (8, PH)										2	1	0	0	2	0	4				
<b>Mike Vail, R</b> OBP: 0.180, SLG: 0.245 (9, 1)										1	0	0	0	0	0	2				
<b>Jeff Reardon, R</b> OBP: 0.167, SLG: 0.167 (9, 1)										0	0	0	0	0	0	0				
<b>Andre Dawson, R</b> OBP: 0.338, SLG: 0.576 (1, 8)	K			F8						4	0	0	0	0	2	8				
<b>Al Oliver, L</b> OBP: 0.353, SLG: 0.434 (1, 3)										4	0	3	2	0	0	0				
<b>Tim Wallach, R</b> OBP: 0.336, SLG: 0.439 (1, 5)										4	0	1	0	0	0	2				
<b>Gary Carter, R</b> OBP: 0.317, SLG: 0.407 (1, 2)										3	1	1	0	1	0	1				
<b>Warren Cromartie, L</b> OBP: 0.250, SLG: 0.422 (6, 9)										2	0	0	0	1	0	2				
<b>Jerry White, S</b> OBP: 0.267, SLG: 0.120 (6, 9)										1	0	1	0	0	0	0				
<b>Chris Speier, R</b> OBP: 0.393, SLG: 0.372 (1, 6)										3	1	2	0	0	0	0				
<b>Bill Gullickson, R</b> OBP: 0.091, SLG: 0.065 (6, 1)										2	0	0	0	0	1	3				
<b>Bryn Smith, R</b> OBP: 0.250, SLG: 0.250 (6, PH)										1	0	1	0	0	0	0				
<b>Jim Wohlford, R</b> OBP: 0.255, SLG: 0.340 (9, 4)										1	0	0	0	0	0	1				
<b>Doug Flynn, R</b> OBP: 0.236, SLG: 0.251 (7, 1)										0	0	0	0	0	0	0				
<b>Inning Stats</b>	R: 2 E: 0 K: 1 S: 7	H: 2 LOB: 1 BB: 1 P: 11	R: 1 E: 0 K: 1 S: 7	H: 2 LOB: 2 BB: 1 P: 11	R: 1 E: 0 K: 0 S: 4	H: 2 LOB: 0 BB: 0 P: 4	R: 0 E: 0 K: 1 S: 6	H: 1 LOB: 2 BB: 1 P: 10	R: 0 E: 0 K: 0 S: 3	H: 2 LOB: 1 BB: 1 P: 7	R: 0 E: 0 K: 0 S: 5	H: 2 LOB: 2 BB: 0 P: 5	R: 0 E: 0 K: 0 S: 3	H: 0 LOB: 0 BB: 0 P: 3	R: 0 E: 0 K: 0 S: 4	H: 1 LOB: 2 BB: 1 P: 8	1B: 9 2B: 3 3B: 0 HR: 0	SF: 0 SAC: 1 DP: 2 HBP: 0	WP: 1 PB: 0 SB: 4 CS: 0	PA: 38
<b>PITCHER</b>	IP WLS BF H R ER SO BB IBB HBP BLK WP HR S P ERA WHIP																			
<b>Charles Hudson, R</b> ERA: 3.08	4.1 L 24 9 4 3 3 4 0 0 0 0 0 26 42 6.23 3.000																			
<b>Porfi Altamirano, R</b> ERA: 4.24	0.2 1 0 0 0 0 0 0 0 0 0 0 1 1 0.00 0.000																			
<b>Tug McGraw, L</b> ERA: 2.33	1.0 5 2 0 0 0 0 0 0 0 0 0 5 5 0.00 2.000																			
<b>Willie Hernandez, L</b> ERA: 1.66	2.0 8 1 0 0 0 0 0 1 0 0 0 7 11 0.00 0.500																			

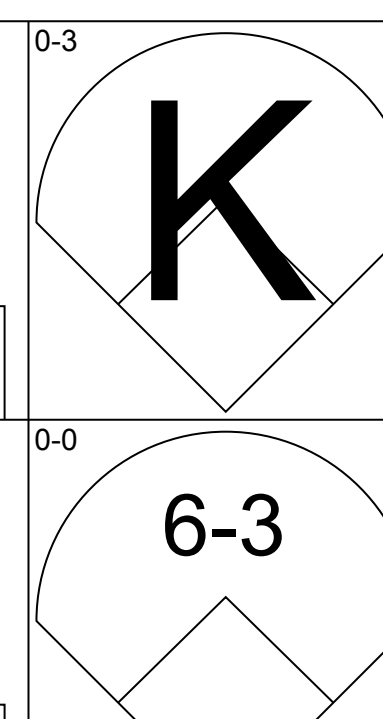
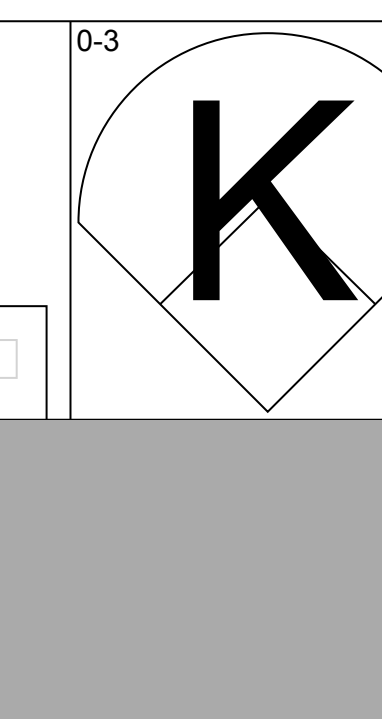
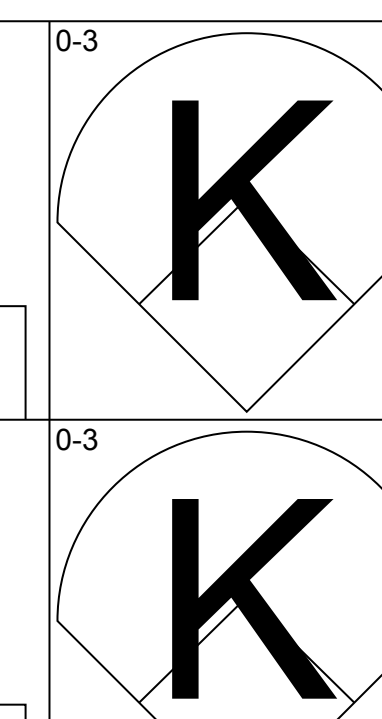
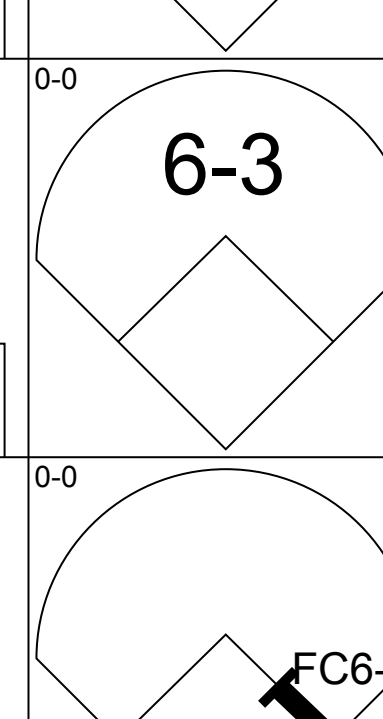
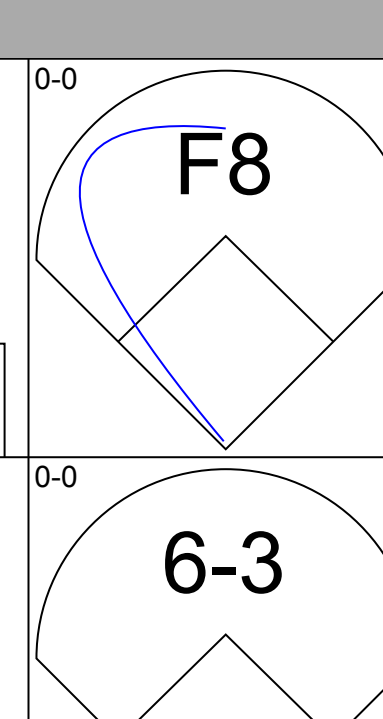
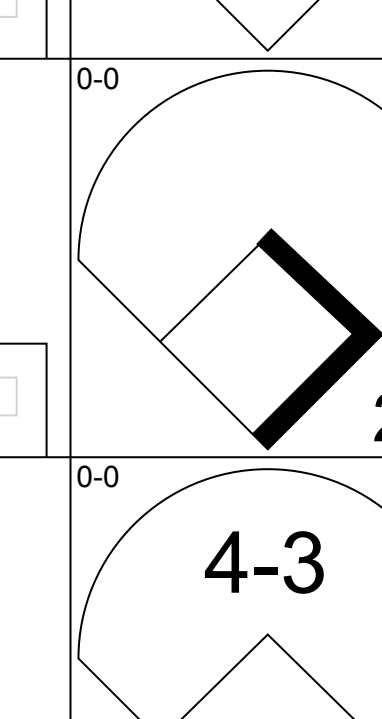
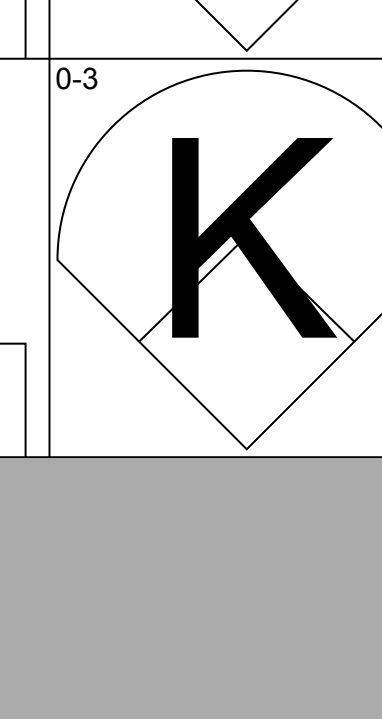
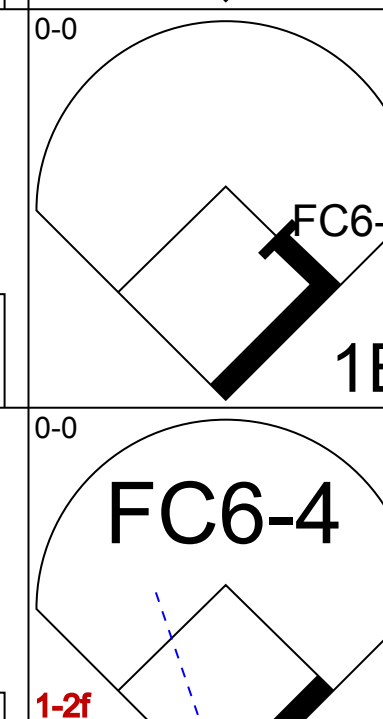
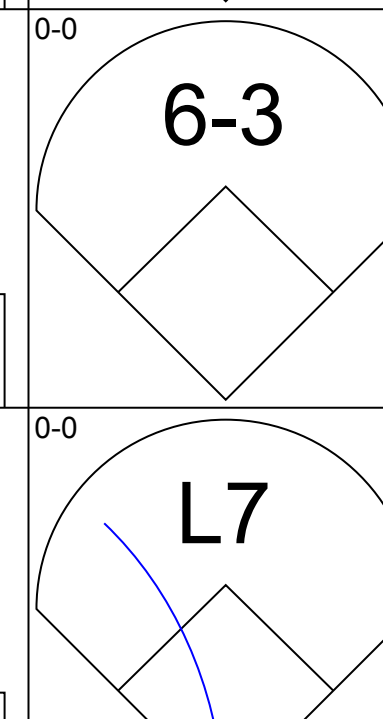
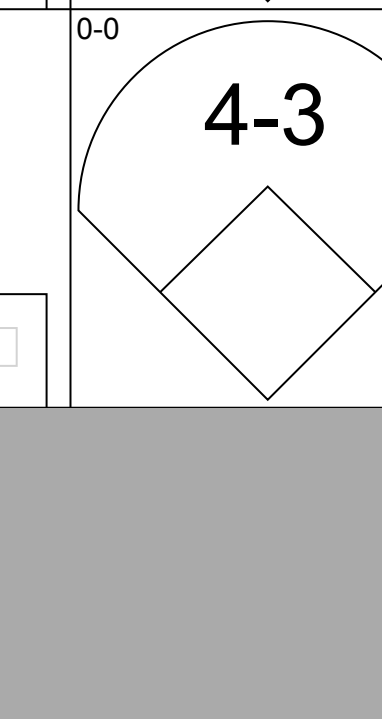
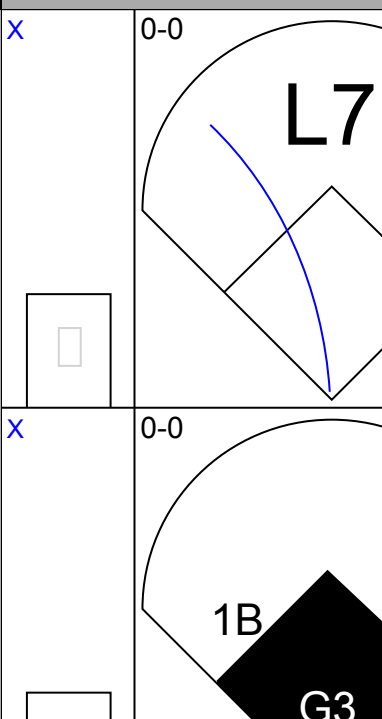
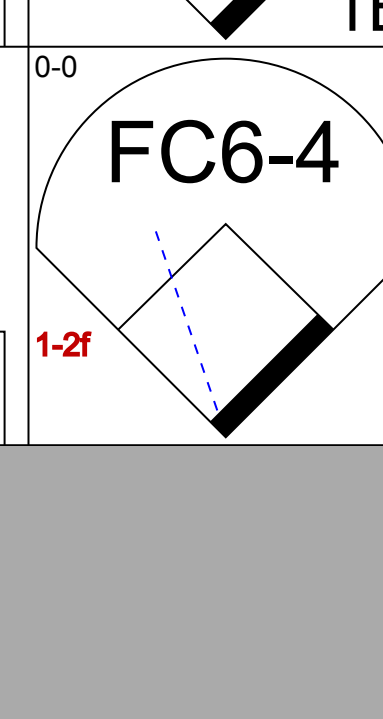
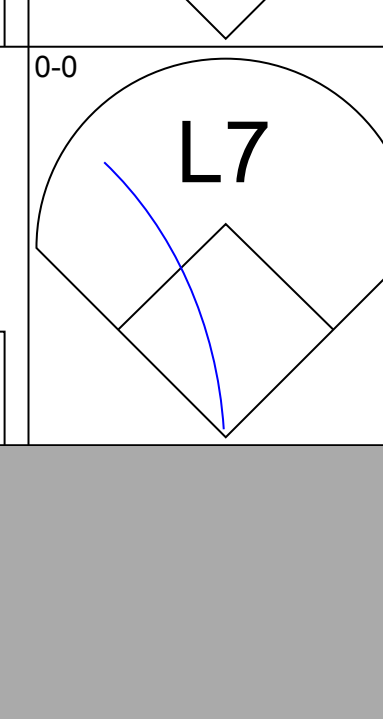
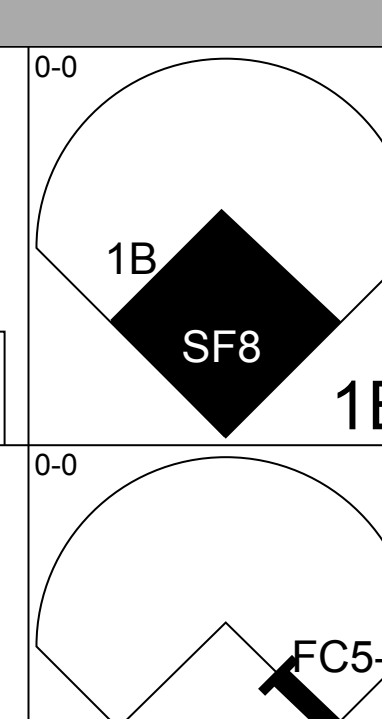
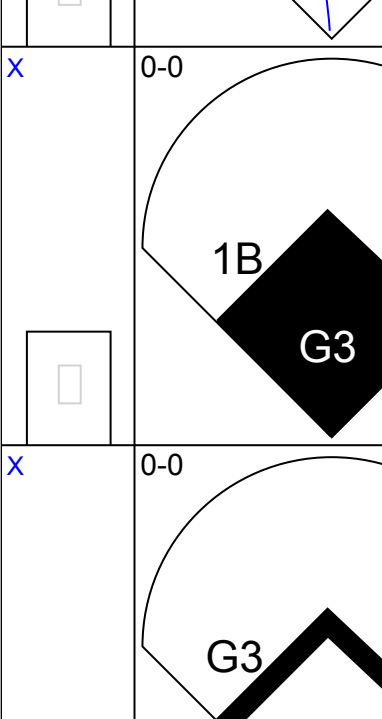
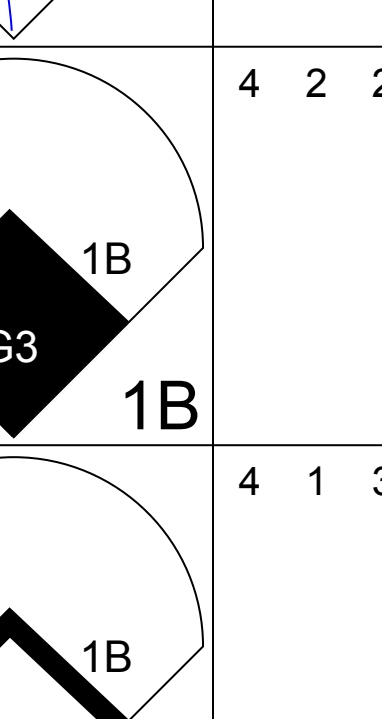
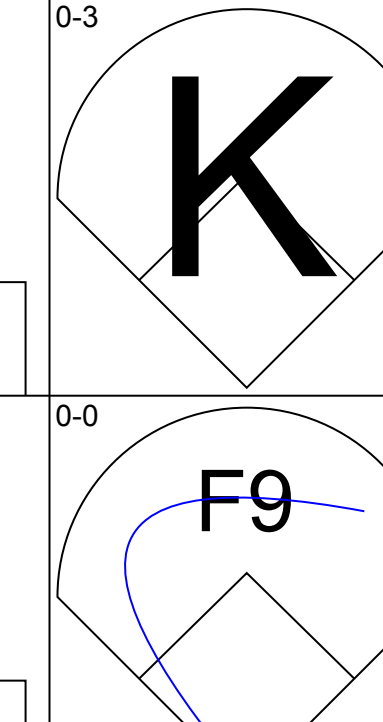
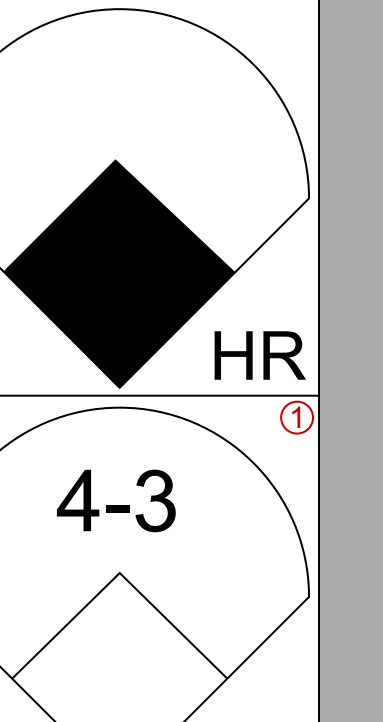
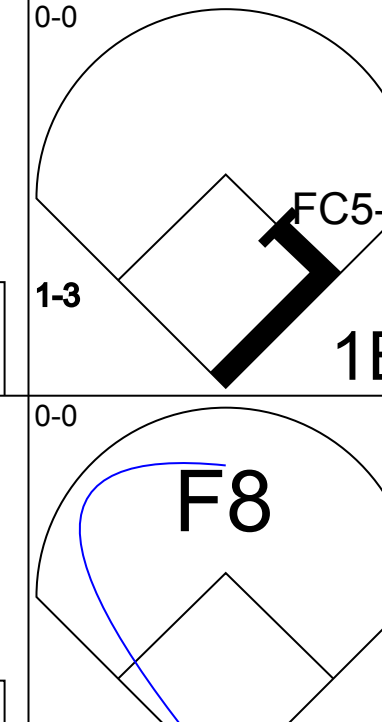
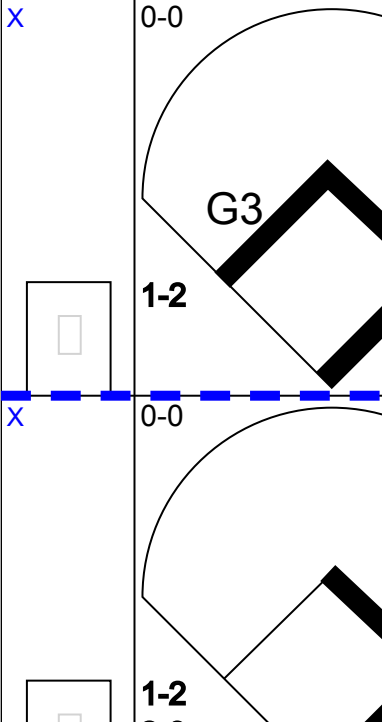
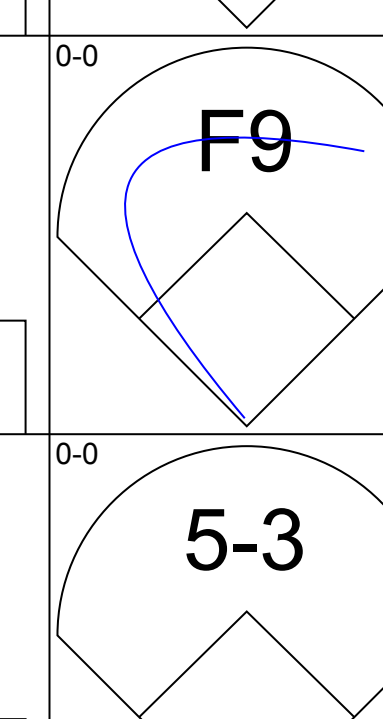
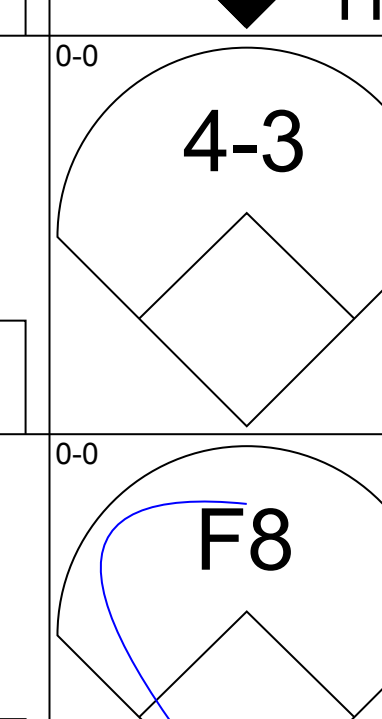
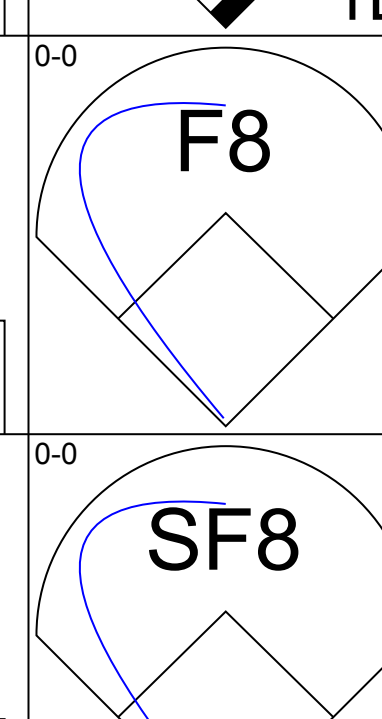
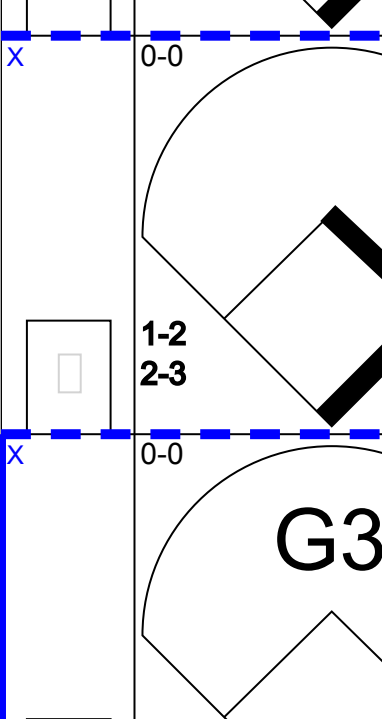
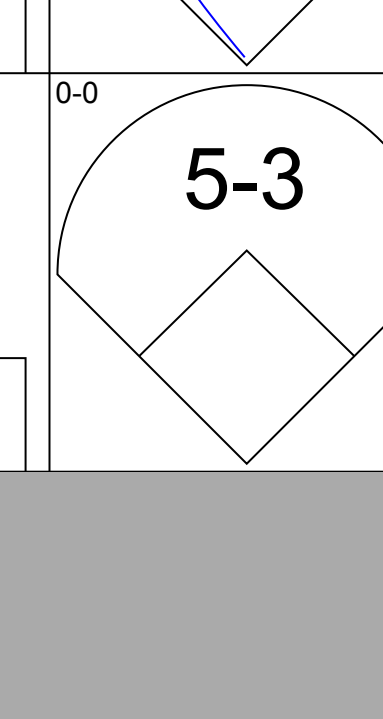
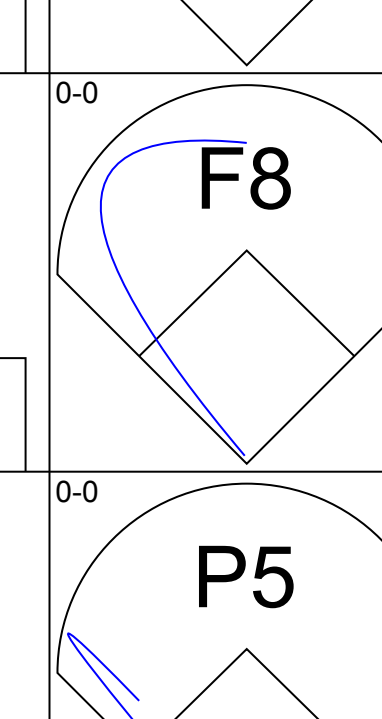
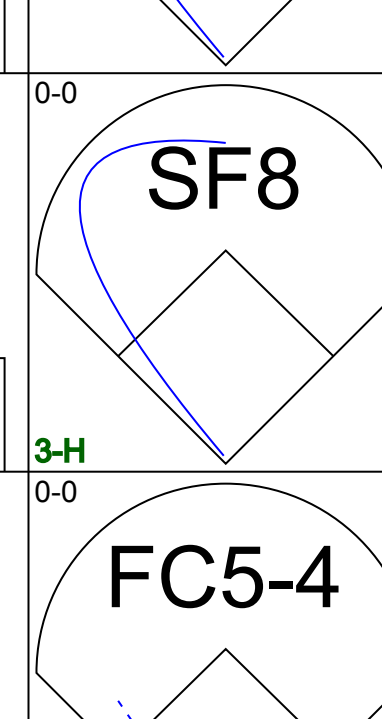
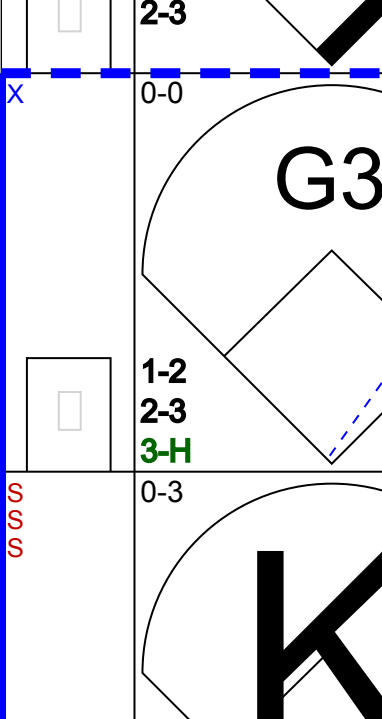
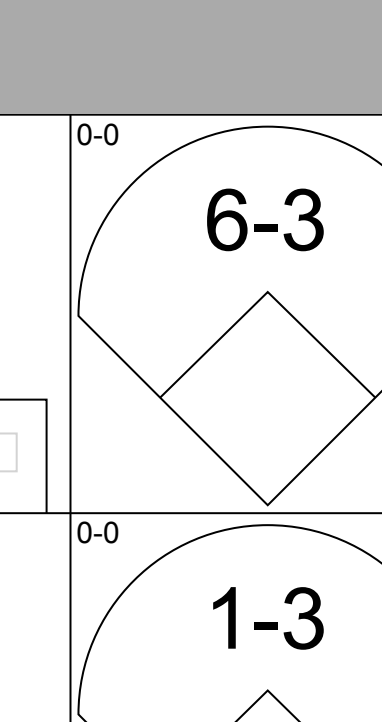
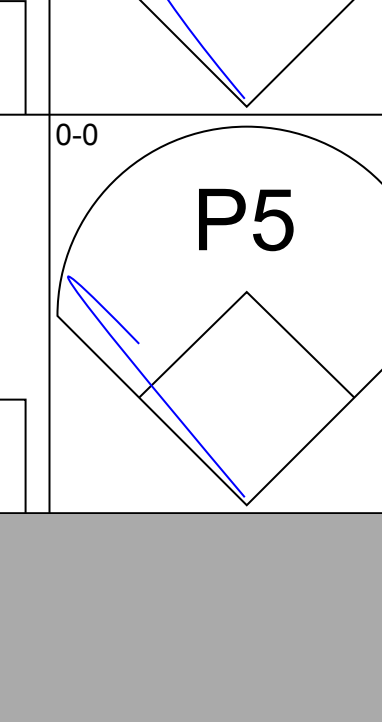
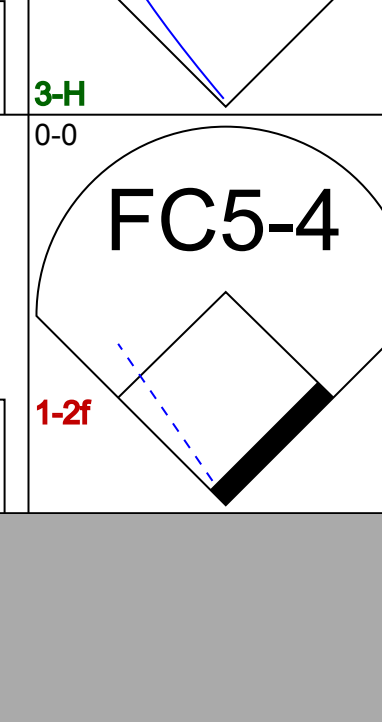
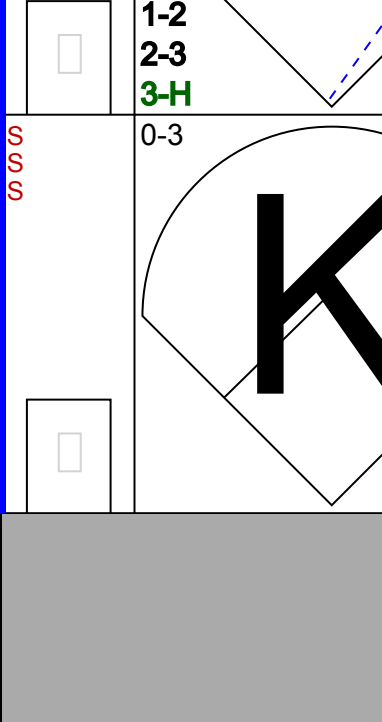
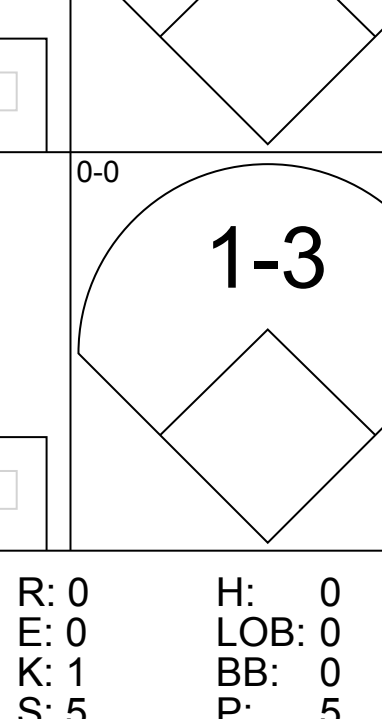
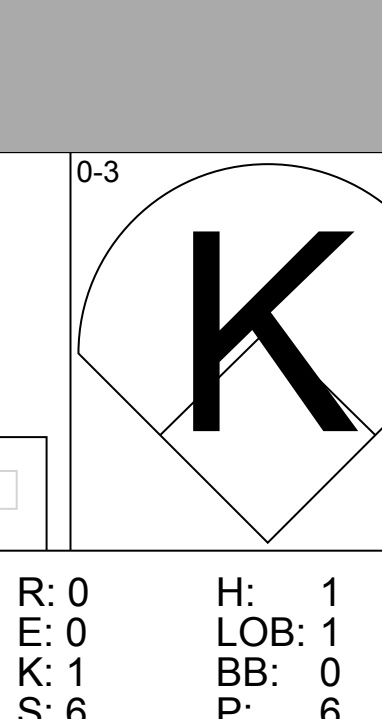
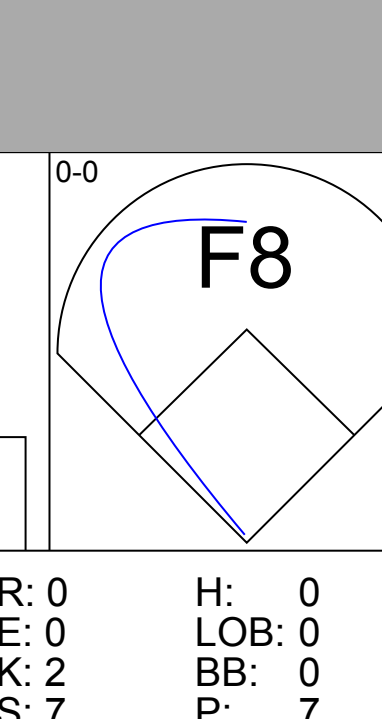
AB 32  
R 3  
H 5  
RBI 2  
BB 3  
SO 9  
LOB 10



AB 32  
R 4  
H 12  
RBI 3  
BB 5  
SO 3  
LOB 24

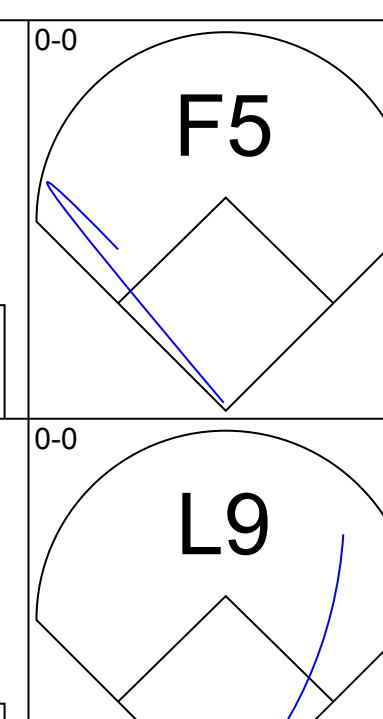
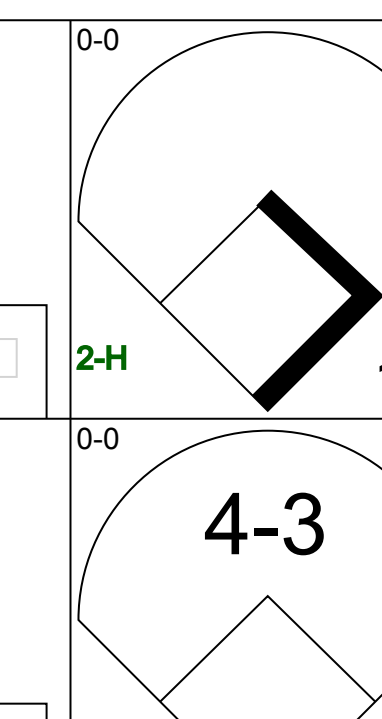
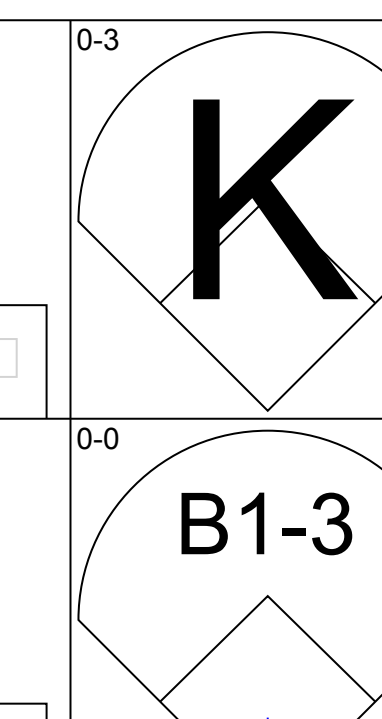
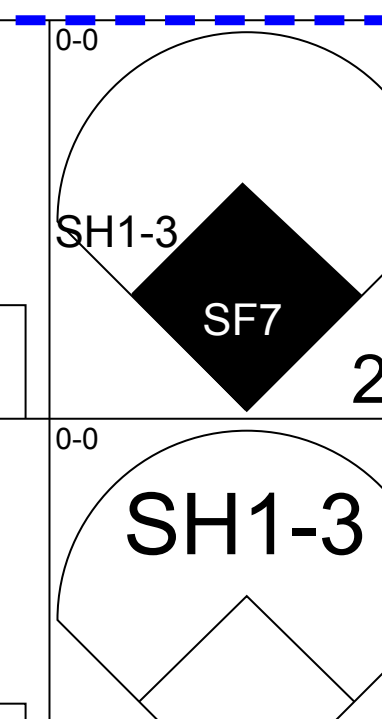
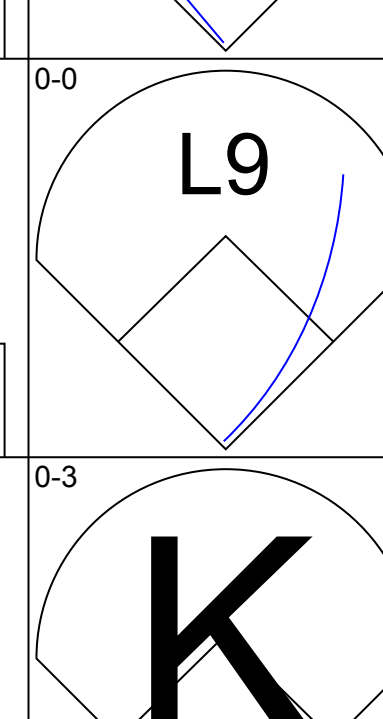
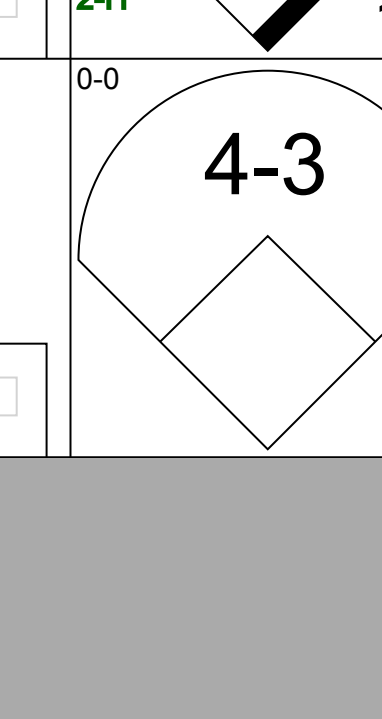
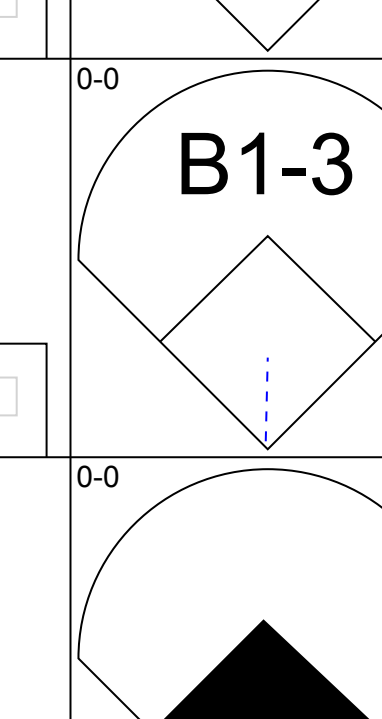
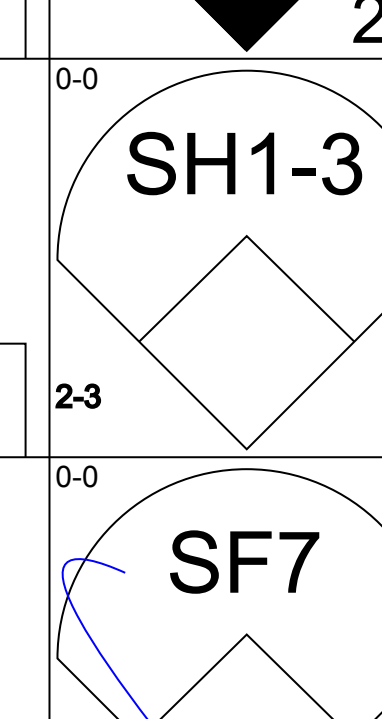
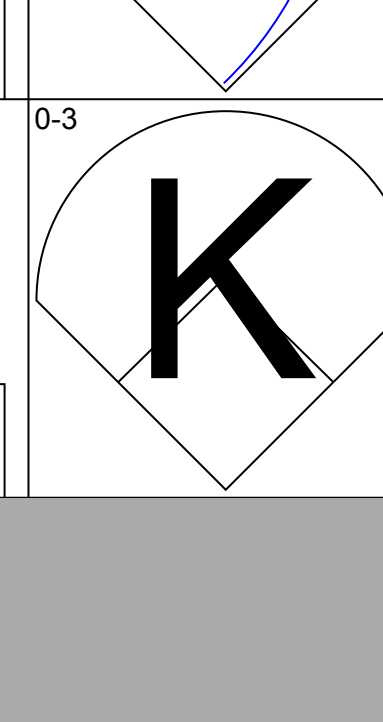
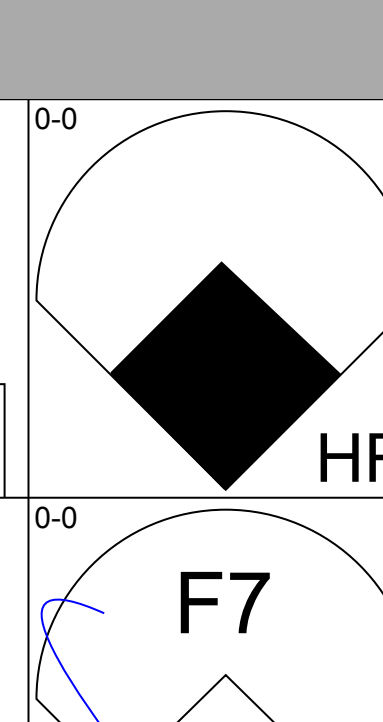
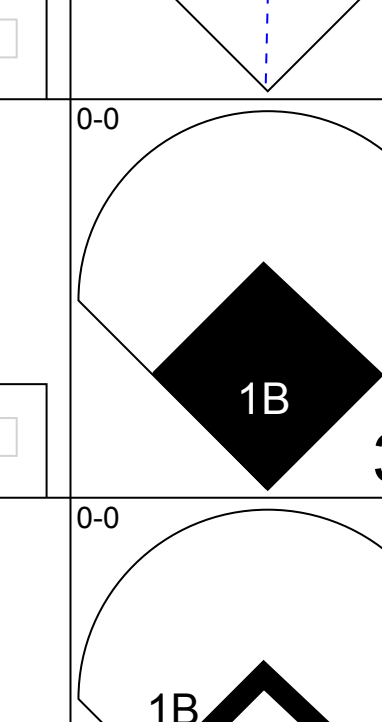
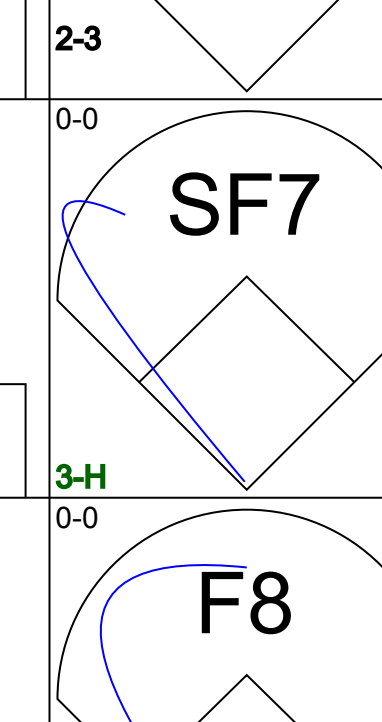
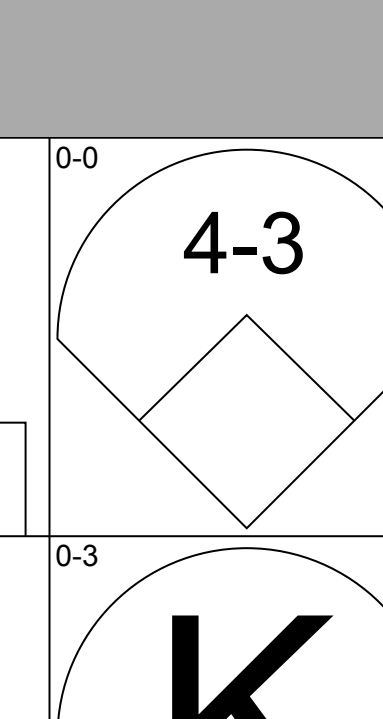
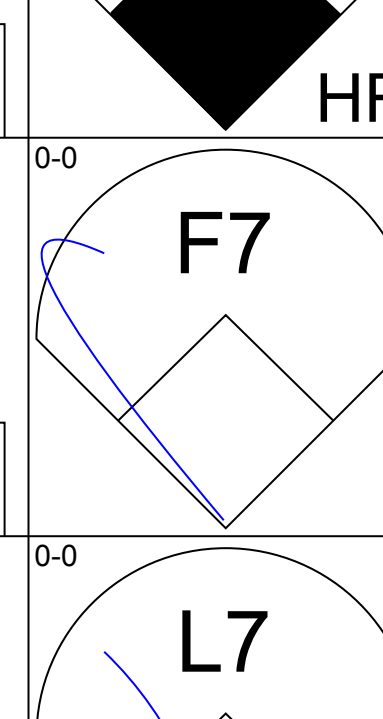
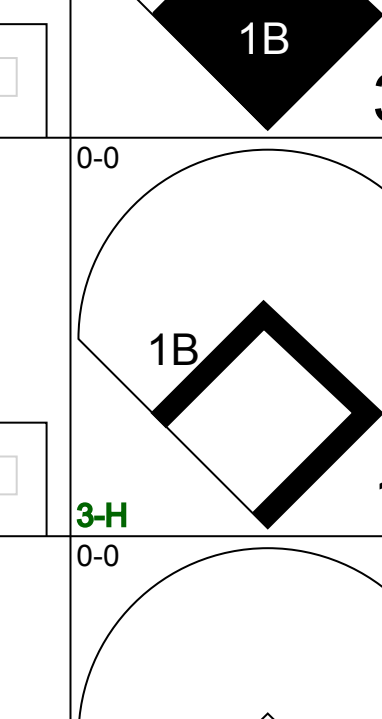
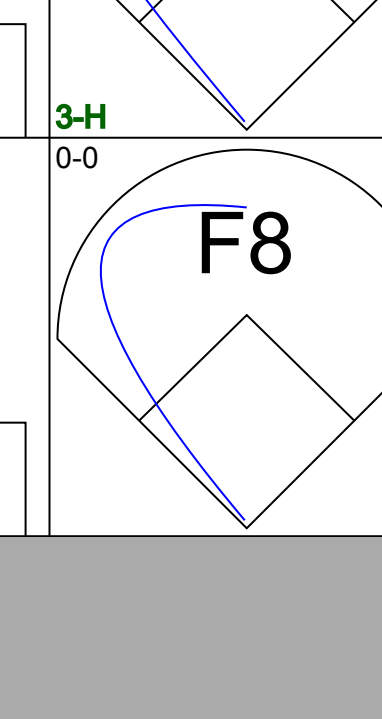
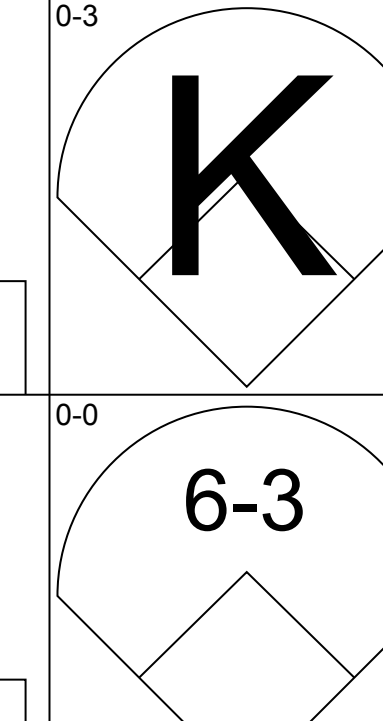
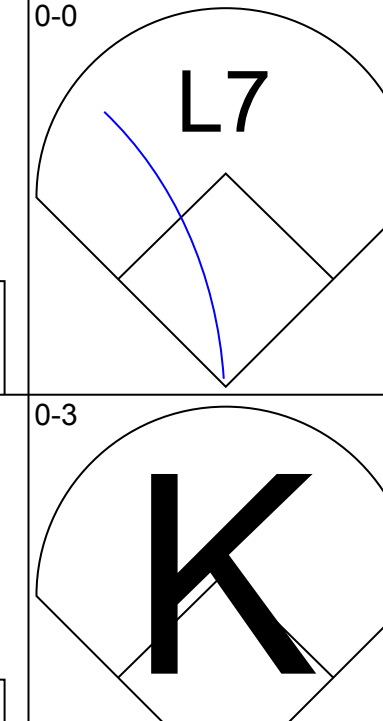
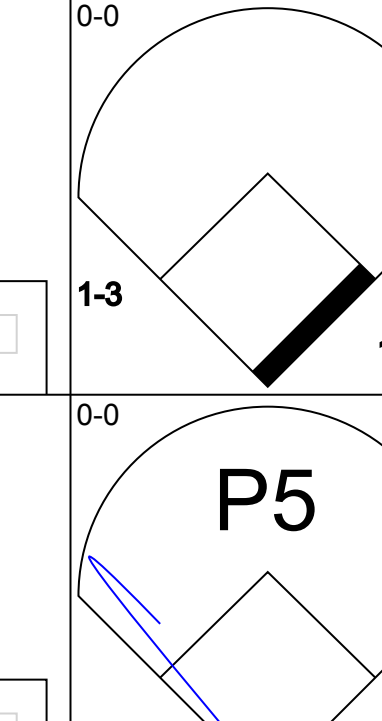

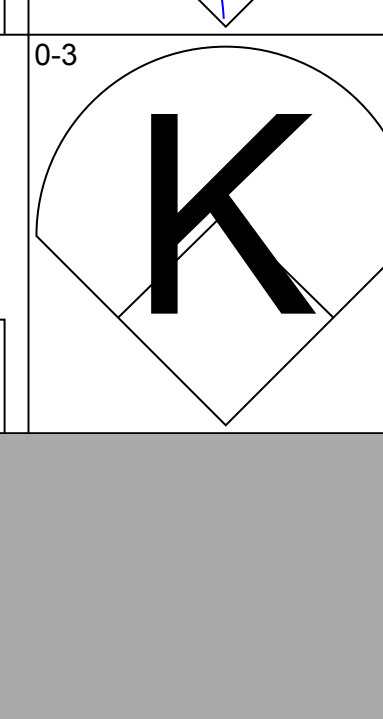
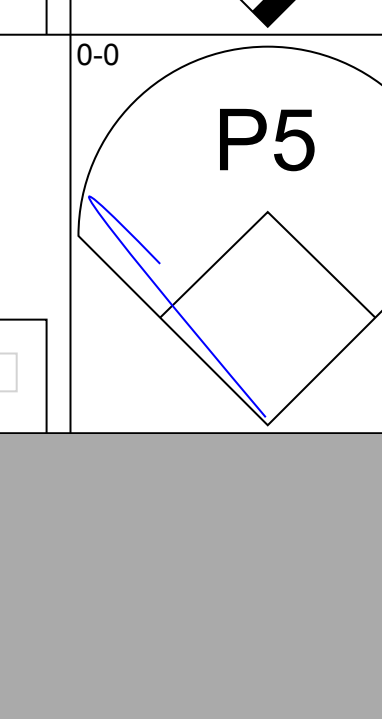
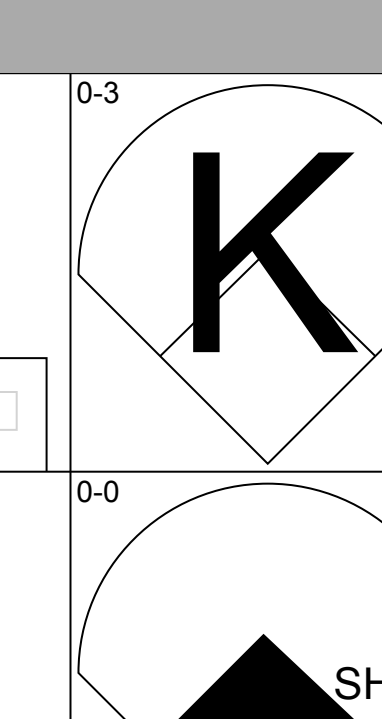
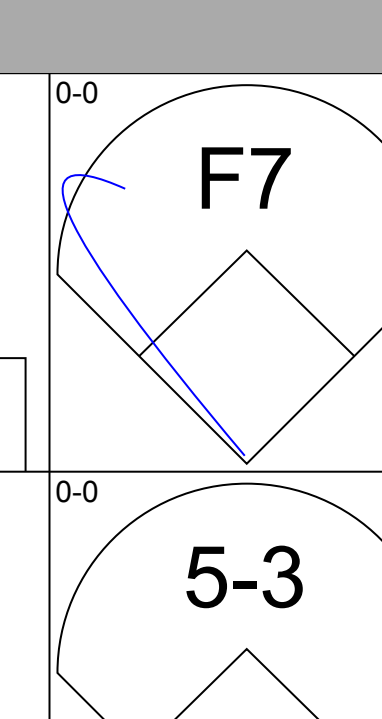
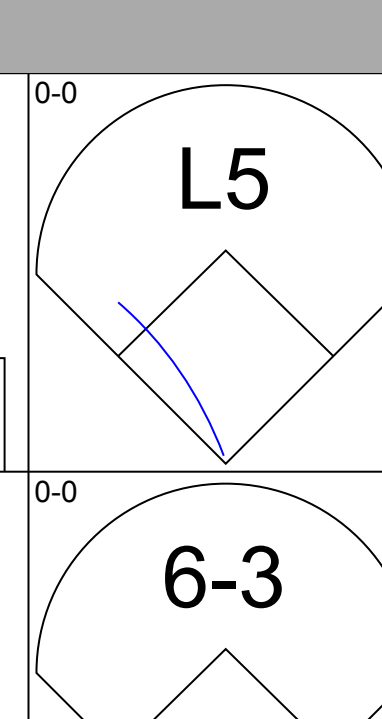
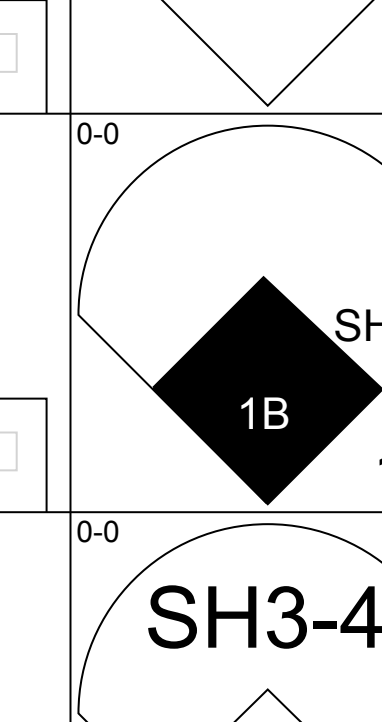
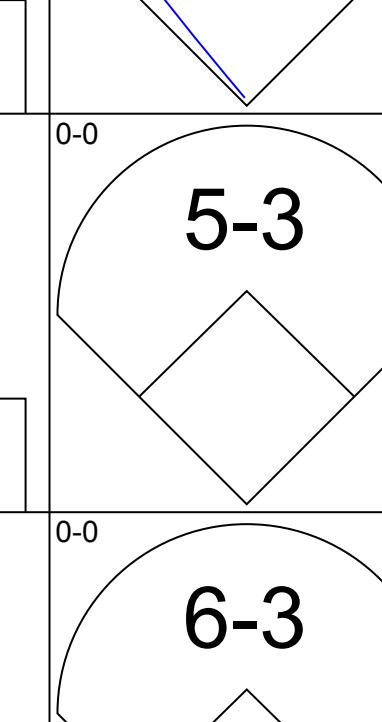
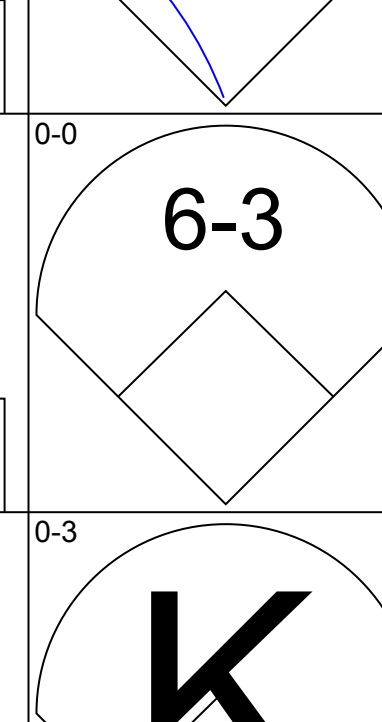

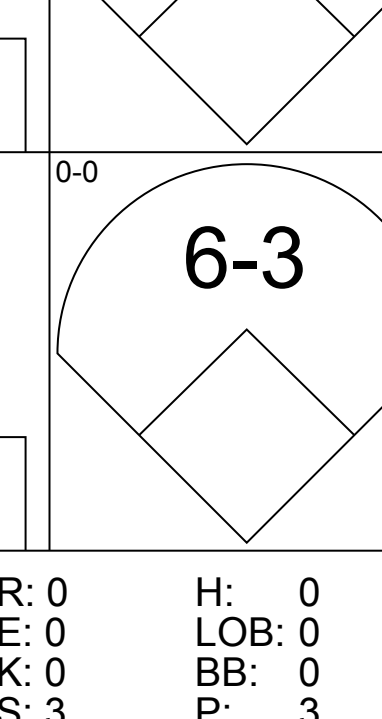
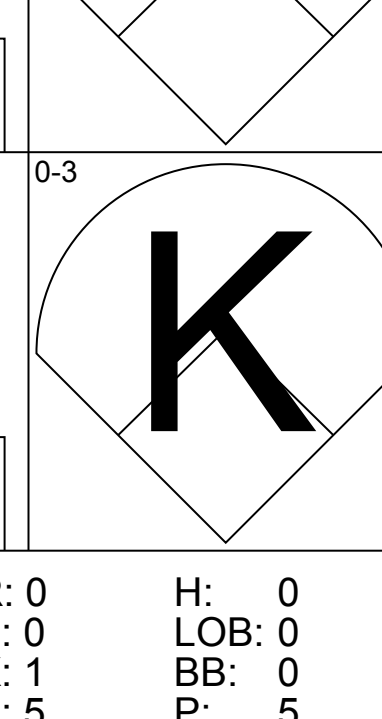




Batter	1	2	3	4	5	6	7	8	9	AB	R	H	RBI	BB	SO	LOB	TOP									
Mel Hall, L OBP: 0.375, SLG: 0.412 (1, 8)										4	0	0	0	0	3	0	<b>Chicago Cubs @ Montreal Expos</b> Olympic Stadium, Montreal, QB Fri Jun 24 1983, 3:33 AM EDT Att: 28,795 - Sunny - 67 F									
23 Ryne Sandberg, R OBP: 0.320, SLG: 0.387 (1, 4)										4	0	1	0	0	1	0										
Leon Durham, L OBP: 0.429, SLG: 0.556 (1, 3) (7, 7)										4	0	1	0	0	0	1										
Keith Moreland, R OBP: 0.352, SLG: 0.489 (1, 9)										4	2	2	0	0	0	1										
Ron Cey, R OBP: 0.321, SLG: 0.391 (1, 5)										4	1	3	1	0	1	0										
Scot Thompson, L OBP: 0.213, SLG: 0.234 Bill Buckner, L OBP: 0.301, SLG: 0.435 (7, PH) (7, 3)										2	0	0	0	0	0	0										
Jody Davis, R OBP: 0.282, SLG: 0.469 Jay Johnstone, L OBP: 0.382, SLG: 0.477 (9, PH) (1, 2) (9, PH)										2	0	0	1	0	0	0										
Tom Verzyer, R OBP: 0.175, SLG: 0.200 Bill Campbell, R OBP: 0.301, SLG: 0.435 Jerry Morales, R OBP: 0.217, SLG: 0.246 (8, 1) (9, PH)										3	0	0	0	0	0	1										
Dick Ruthven, R OBP: 0.179, SLG: 0.185 Larry Bowa, S OBP: 0.305, SLG: 0.333 (8, PH) (1, 1) (8, 6)										2	0	0	0	0	1	0										
<b>Inning Stats</b>	R: 0 E: 0 K: 1 S: 6	H: 1 LOB: 1 BB: 0 P: 6	R: 0 E: 0 K: 1 S: 5	H: 0 LOB: 0 BB: 0 P: 5	R: 0 E: 0 K: 1 S: 5	H: 0 LOB: 0 BB: 0 P: 5	R: 0 E: 0 K: 0 S: 3	H: 0 LOB: 0 BB: 0 P: 3	R: 1 E: 0 K: 0 S: 4	H: 1 LOB: 0 BB: 0 P: 4	R: 0 E: 0 K: 1 S: 6	H: 1 LOB: 1 BB: 0 P: 6	R: 1 E: 0 K: 0 S: 5	H: 2 LOB: 1 BB: 0 P: 5	R: 0 E: 0 K: 2 S: 7	H: 0 LOB: 0 BB: 0 P: 7		R: 1 E: 0 K: 1 S: 8	H: 3 LOB: 2 BB: 0 P: 8	1B: 6 2B: 1 3B: 0 HR: 1	SF: 1 SAC: 0 DP: 0 HBP: 0	WP: 0 PB: 0 SB: 0 CS: 0	PA: 35			
<b>PITCHER</b>	IP	WLS	BF	H	R	ER	SO	BB	IBB	HBP	BLK	WP	HR	S	P	ERA		WHIP								
Steve Rogers, R ERA: 2.83 (1, 1)	8.1	W	32	7	3	3	6	0	0	0	0	0	1	44	44	3.24		0.840								
Dan Schatzeder, L ERA: 1.41 (9, 1)	0.0		1	1	0	0	0	0	0	0	0	0	0	1	1	∞	∞									
Jeff Reardon, R ERA: 2.97 (9, 1)	0.2	S	2	0	0	0	1	0	0	0	0	0	0	4	4	0.00	0.000									

AB	34
R	3
H	8
RBI	3
BB	0
SO	7
LOB	9



Batter	1	2	3	4	5	6	7	8	9	AB	R	H	RBI	BB	SO	LOB	BOTTOM									
Tim Raines, S OBP: 0.385, SLG: 0.413 (1, 7)										4	1	2	1	0	1	0	<b>Chicago Cubs @ Montreal Expos</b> Olympic Stadium, Montreal, QB Fri Jun 24 1983, 3:33 AM EDT Att: 28,795 - Sunny - 67 F									
Bryan Little, S OBP: 0.332, SLG: 0.324 (1, 4)										3	0	0	0	0	0	1										
Andre Dawson, R OBP: 0.340, SLG: 0.596 (1, 8)										3	2	2	2	0	1	0										
Al Oliver, L OBP: 0.351, SLG: 0.431 Jerry White, S OBP: 0.297, SLG: 0.120 (1, 3) (9, 9)										4	0	1	1	0	0	0										
Tim Wallach, R OBP: 0.336, SLG: 0.437 (1, 5)										3	0	1	0	0	1	0										
Gary Carter, R OBP: 0.313, SLG: 0.402 (1, 2)										3	0	0	0	0	1	2										
Terry Francona, L OBP: 0.200, SLG: 0.229 (1, 9) (9, 3)										3	0	0	0	0	1	0										
Chris Speier, R OBP: 0.391, SLG: 0.371 (1, 6)										3	1	1	0	0	0	0										
Steve Rogers, R OBP: 0.146, SLG: 0.125 Dan Schatzeder, L OBP: 0.250, SLG: 0.250 Jeff Reardon, R OBP: 0.167, SLG: 0.167 (1, 1) (9, 1) (9, 1)										2	0	0	0	0	1	0										
<b>Inning Stats</b>	R: 0 E: 0 K: 1 S: 5	H: 0 LOB: 0 BB: 0 P: 5	R: 0 E: 0 K: 1 S: 5	H: 0 LOB: 0 BB: 0 P: 5	R: 1 E: 0 K: 1 S: 7	H: 2 LOB: 1 BB: 0 P: 7	R: 1 E: 0 K: 1 S: 6	H: 1 LOB: 0 BB: 0 P: 6	R: 0 E: 0 K: 0 S: 3	H: 0 LOB: 0 BB: 0 P: 3	R: 1 E: 0 K: 1 S: 8	H: 3 LOB: 2 BB: 0 P: 8	R: 0 E: 0 K: 1 S: 5	H: 0 LOB: 0 BB: 0 P: 5	R: 1 E: 0 K: 0 S: 4	H: 1 LOB: 0 BB: 0 P: 4		1B: 4 2B: 1 3B: 1 HR: 1	SF: 1 SAC: 2 DP: 0 HBP: 0	WP: 0 PB: 0 SB: 0 CS: 0	PA: 31					
<b>PITCHER</b>	IP	WLS	BF	H	R	ER	SO	BB	IBB	HBP	BLK	WP	HR	S	P	ERA		WHIP								
Dick Ruthven, R ERA: 4.22 (8, 1)	1.0	L	4	1	1	1	0	0	0	0	0	0	0	4	4	9.00		1.000								





Batter	1	2	3	4	5	6	7	8	9	10	11	12	AB	R	H	RBI	BB	SO	LOB	TOP			
Mel Hall, L OBP: 0.373, SLG: 0.417 (1.8)													6	1	2	0	0	2	6				
23 Ryne Sandberg, R OBP: 0.320, SLG: 0.390 (1.4)													6	1	2	0	0	0	2				
Bill Buckner, L OBP: 0.303, SLG: 0.441 (1.3)													5	0	2	1	0	0	1				
Leon Durham, L OBP: 0.425, SLG: 0.554 (1.7)													6	0	2	1	0	1	4				
Keith Moreland, R OBP: 0.347, SLG: 0.479 (1.9)													5	0	0	0	1	1	5				
Ron Cey, R OBP: 0.321, SLG: 0.390 (1.5)													6	0	2	0	0	0	2				
Larry Bowa, S OBP: 0.304, SLG: 0.332 Warren Brusstar, R (11.1)													4	0	1	0	0	2	1				
Jody Davis, R OBP: 0.250, SLG: 0.469 (1.2)													4	0	2	0	1	0	2				
Fergie Jenkins, R OBP: 0.314, SLG: 0.364 Lee Smith, R OBP: 0.371, SLG: 0.196 Tom Wenzler, R OBP: 0.332, SLG: 0.336 Scott McGregor, R OBP: 0.317, SLG: 0.417 Jay Johnson, L OBP: 0.312, SLG: 0.372 Junior Kennedy, R OBP: 0.174, SLG: 0.143 (11.5)													2	0	0	0	0	0	3				
<b>Inning Stats</b>	R: 0 E: 0 K: 7 S: 7	H: 2 LOB: 2 BB: 0 P: 7	R: 0 E: 0 K: 1 S: 7	H: 2 LOB: 2 BB: 0 P: 7	R: 0 E: 0 K: 0 S: 4	H: 1 LOB: 1 BB: 0 P: 4	R: 0 E: 0 K: 1 S: 6	H: 1 LOB: 1 BB: 0 P: 6	R: 1 E: 0 K: 0 S: 5	H: 2 LOB: 1 BB: 0 P: 5	R: 0 E: 0 K: 0 S: 3	H: 0 LOB: 0 BB: 0 P: 3	R: 0 E: 0 K: 1 S: 5	H: 0 LOB: 0 BB: 0 P: 5	R: 0 E: 0 K: 1 S: 6	H: 1 LOB: 1 BB: 0 P: 6	R: 0 E: 0 K: 2 S: 8	H: 1 LOB: 2 BB: 1 P: 12	R: 1 E: 0 K: 0 S: 4	H: 2 LOB: 1 BB: 0 P: 8	1B: 8 2B: 6 3B: 0 HR: 0	SF: 0 SAC: 2 DP: 1 HBP: 0	WP: 0 PA: 51 PB: 0 SB: 0 CS: 0
<b>PITCHER</b>	IP WLS BF H R ER SO BB IBB HBP BLK WP HR S P ERA WHIP	<b>PITCHER</b>												IP WLS BF H R ER SO BB IBB HBP BLK WP HR S P ERA WHIP									
Ray Burris, R ERA: 2.09 Dan Schatzeder, L ERA: 1.32 Bryn Smith, R ERA: 2.47 Chris Welsh, L ERA: 5.14 (1.1)	8.0 34 10 1 1 3 0 0 0 0 0 0 0 0 11 11 0.00 1.12													40 40 11 11 0.00 0.500 6.000 1.200 5.40 1.200									

**Chicago Cubs @ Montreal Expos**  
Olympic Stadium, Montreal, QB  
Sat Jun 25 1983, 7:05 PM EDT  
Att. 31,089 - Unknown - 70 F

livebaseballscorecards.com

UBS

AB 47  
R 2  
H 14  
RBI 2  
BB 2  
SO 7  
LOB 28

Batter	1	2	3	4	5	6	7	8	9	10	11	12	AB	R	H	RBI	BB	SO	LOB	BOTTOM	
Tim Raines, S OBP: 0.382, SLG: 0.409 (1.7)													5	0	1	0	0	0	3		
Bryan Little, S OBP: 0.332, SLG: 0.321 (1.4)													5	0	1	0	1	0	2		
Andre Dawson, R OBP: 0.356, SLG: 0.547 Dan Schatzeder, L OBP: 0.326, SLG: 0.276 Warren Brusstar, R OBP: 0.316, SLG: 0.429 Bryn Smith, R OBP: 0.312, SLG: 0.336 Chris Welsh, L OBP: 0.317, SLG: 0.372 Mike V. Puck, R OBP: 0.186, SLG: 0.245 (11.8)													4	0	0	0	0	0	4		
Al Oliver, L OBP: 0.354, SLG: 0.434 (1.3)													5	0	2	0	1	1	2		
Tim Wallach, R OBP: 0.330, SLG: 0.429 (1.5)													5	0	0	0	0	0	6		
Gary Carter, R OBP: 0.315, SLG: 0.406 (1.2)													5	1	2	0	0	0	0		
Terry Francona, L OBP: 0.211, SLG: 0.239 (1.9)													5	0	2	1	0	1	1		
Chris Speier, R OBP: 0.378, SLG: 0.355 (1.6)													5	0	0	0	0	2	2		
Ray Burris, R OBP: 0.353, SLG: 0.471 Terry Crowley, L OBP: 0.615, SLG: 0.375 Jerry White, S OBP: 0.313, SLG: 0.120 (8.1)													2	0	0	0	0	0	0		
<b>Inning Stats</b>	R: 0 E: 0 K: 0 S: 5	H: 2 LOB: 2 BB: 0 P: 5	R: 0 E: 0 K: 0 S: 3	H: 0 LOB: 0 BB: 0 P: 3	R: 0 E: 0 K: 0 S: 3	H: 0 LOB: 0 BB: 0 P: 3	R: 0 E: 0 K: 0 S: 3	H: 0 LOB: 0 BB: 0 P: 3	R: 0 E: 0 K: 0 S: 4	H: 1 LOB: 3 BB: 2 P: 12	R: 0 E: 0 K: 0 S: 4	H: 1 LOB: 2 BB: 1 P: 8	R: 0 E: 0 K: 0 S: 4	H: 1 LOB: 1 BB: 0 P: 4	R: 0 E: 0 K: 1 S: 7	H: 0 LOB: 0 BB: 0 P: 7	R: 0 E: 0 K: 1 S: 5	H: 0 LOB: 2 BB: 1 P: 10	1B: 7 2B: 2 3B: 0 HR: 0	SF: 0 SAC: 1 DP: 1 HBP: 1	WP: 0 PA: 49 PB: 1 SB: 1 CS: 0
<b>PITCHER</b>	IP WLS BF H R ER SO BB IBB HBP BLK WP HR S P ERA WHIP	<b>PITCHER</b>												IP WLS BF H R ER SO BB IBB HBP BLK WP HR S P ERA WHIP							
Fergie Jenkins, R ERA: 3.97 Lee Smith, R ERA: 1.45 Warren Brusstar, R ERA: 3.24 (1.1)	7.0 27 7 1 1 1 0 0 0 0 0 0 0 0 29 29 1.29 1.000													11 11 0.00 1.333 0.000 0.500 12 23 0.00 0.500							

**Chicago Cubs @ Montreal Expos**  
Olympic Stadium, Montreal, QB  
Sat Jun 25 1983, 7:05 PM EDT  
Att. 31,089 - Unknown - 70 F

livebaseballscorecards.com


MONTEAL EXPOS

AB 43  
R 1  
H 9  
RBI 1  
BB 4  
SO 4  
LOB 20







Batter	1	2	3	4	5	6	7	8	9	AB	R	H	RBI	BB	SO	LOB	TOP					
Mel Hall, L OBP: 0.371, SLG: 0.407 (1, 8)	4-0 9-5 23 PB BB		0-0 1B		0-3 K			0-0 F7		3	0	1	0	1	1	0	Chicago Cubs @ Montreal Expos Olympic Stadium, Montreal, QB Mon Jun 27 1983, 3:33 AM EDT Att: 20,358 - Cloudy - 71 F					
23 Ryne Sandberg, R OBP: 0.328, SLG: 0.398 (1, 4)	4-0 1-2 BB		0-0 P3			0-0 F 1B		0-0 2B		3	0	2	0	1	0	1						
Bill Buckner, L OBP: 0.301, SLG: 0.443 (1, 3)	0-0 2-3f			0-0 HR		0-0 F8 1-3		0-0 P2		4	1	1	1	0	0	4						
Leon Durham, L OBP: 0.426, SLG: 0.555 (1, 7)	0-3 K			0-0 F8 2B		0-3 K			0-0 P3	4	0	1	0	0	2	2						
Ron Cey, R OBP: 0.315, SLG: 0.385 (1, 5)		0-0 F8		0-0 5-3		0-0 F2			0-0 5-3	4	0	0	0	0	0	2						
Keith Moreland, R OBP: 0.349, SLG: 0.473 (1, 9)		0-0 F9		0-0 F8 2-3			0-0 F9		0-0 F8	4	0	0	0	0	0	1						
Larry Bowa, S OBP: 0.298, SLG: 0.325 (1, 6)		0-0 L5		0-0 F9			0-0 5-3			3	0	0	0	0	0	1						
Jody Davis, R OBP: 0.293, SLG: 0.480 (1, 2)			0-0 5-3		0-0 F8			0-0 P3		3	0	0	0	0	0	0						
Chuck Rainey, R OBP: 0.207, SLG: 0.148 Warren Brusstar, R (8, 1)			0-3 K		0-3 K			0-3 K		3	0	0	0	0	3	0						
										0	0	0	0	0	0	0						
<b>Inning Stats</b>	R: 0 E: 0 K: 1 S: 4	H: 0 LOB: 1 BB: 2 P: 12	R: 0 E: 0 K: 0 S: 3	H: 0 LOB: 0 BB: 0 P: 3	R: 0 E: 0 K: 1 S: 6	H: 1 LOB: 1 BB: 0 P: 6	R: 1 E: 0 K: 0 S: 5	H: 2 LOB: 1 BB: 0 P: 5	R: 0 E: 0 K: 2 S: 7	H: 0 LOB: 0 BB: 0 P: 7	R: 0 E: 1 K: 1 S: 6	H: 1 LOB: 1 BB: 0 P: 6	R: 0 E: 0 K: 0 S: 3	H: 0 LOB: 0 BB: 0 P: 3	R: 0 E: 0 K: 1 S: 6	H: 1 LOB: 1 BB: 0 P: 6		R: 0 E: 0 K: 0 S: 3	H: 0 LOB: 0 BB: 0 P: 3	1B: 2 2B: 3 3B: 0 HR: 1	SF: 0 SAC: 0 DP: 1 HBP: 0	WP: 0 PB: 1 SB: 0 CS: 0
<b>PITCHER</b> Charlie Lea, R ERA: 2.84 (1, 1)	IP: 9.0 WLS: W BF: 33 H: 5 R: 1 ER: 1 SO: 6 BB: 2 IBB: 0 HBP: 0 BLK: 0 WP: 0 HR: 1 S: 43 P: 51 ERA: 1.00 WHIP: 0.778															<b>PITCHER</b>	IP: 9.0 WLS: W BF: 33 H: 5 R: 1 ER: 1 SO: 6 BB: 2 IBB: 0 HBP: 0 BLK: 0 WP: 0 HR: 1 S: 43 P: 51 ERA: 1.00 WHIP: 0.778					

Batter	1	2	3	4	5	6	7	8	9	AB	R	H	RBI	BB	SO	LOB	BOTTOM	
Tim Raines, S OBP: 0.381, SLG: 0.408 Jerry White, S OBP: 0.343, SLG: 0.148 (6, 8)	0-0 1B		0-0 G3		0-0 FC3-6 1-2f			0-0 E 1B		3	0	1	0	0	0	1	Chicago Cubs @ Montreal Expos Olympic Stadium, Montreal, QB Mon Jun 27 1983, 3:33 AM EDT Att: 20,358 - Cloudy - 71 F	
Terry Francona, L OBP: 0.232, SLG: 0.268 (6, 7)	0-0 1-2 CS 1B		0-0 4-3		0-0 4-3 1-2			0-0 P2 1-3		4	0	1	0	0	0	2		
Warren Cromartie, L OBP: 0.357, SLG: 0.418 (1, 9)	4-0 1-2 BB		0-0 4-3			0-0 4-3		0-0 3-H 2B		3	1	1	1	1	0	0		
Al Oliver, L OBP: 0.351, SLG: 0.429 (1, 3)	0-0 4-3			0-0 G3		0-0 1-3		0-3 K		4	0	0	0	0	1	2		
Gary Carter, R OBP: 0.318, SLG: 0.416 (1, 2)		0-0 1B 2B		0-3 K		0-0 F7		0-0 1-H 2B		4	1	2	1	0	1	0		
Tim Lincecum, R OBP: 0.340, SLG: 0.438 (1, 5)		0-0 2-H 6-3 1B		0-0 1B			0-0 BB 1B	4-0 1B	4-0 IBB	3	0	3	1	1	0	0		
Chris Speier, R OBP: 0.368, SLG: 0.341 (1, 6)		0-0 1-2 6-3 1B		0-0 1-2 1B		4-0 BB 1B	0-0 G5-4-3 BB	0-0 F9		3	0	1	0	1	0	3		
Doug Flynn, R OBP: 0.238, SLG: 0.253 (1, 4)		0-0 F4		0-3 K			0-3 K			3	0	0	0	0	2	5		
Charlie Lea, R OBP: 0.118, SLG: 0.091 (1, 1)		0-3 K			0-0 FC3-6 1B			0-0 G5-4-3 1-2f		3	0	1	0	0	1	3		
<b>Inning Stats</b>	R: 0 E: 0 K: 0 S: 3	H: 2 LOB: 1 BB: 1 P: 7	R: 1 E: 0 K: 1 S: 7	H: 2 LOB: 1 BB: 0 P: 7	R: 0 E: 0 K: 0 S: 3	H: 0 LOB: 0 BB: 0 P: 3	R: 0 E: 0 K: 2 S: 9	H: 2 LOB: 2 BB: 0 P: 9	R: 0 E: 0 K: 0 S: 3	H: 1 LOB: 0 BB: 0 P: 3	R: 0 E: 0 K: 1 S: 5	H: 1 LOB: 1 BB: 1 P: 9	R: 2 E: 1 K: 1 S: 8	H: 3 LOB: 2 BB: 1 P: 12	R: 0 E: 0 K: 0 HR: 0	SF: 0 SAC: 0 DP: 1 HBP: 0	WP: 0 PB: 0 SB: 0 CS: 1	PA: 34
<b>PITCHER</b> Chuck Rainey, R ERA: 4.09 Warren Brusstar, R ERA: 3.18 (8, 1)	IP: 7.1 WLS: L BF: 30 H: 10 R: 3 ER: 3 SO: 4 BB: 2 IBB: 0 HBP: 0 BLK: 0 WP: 0 HR: 0 S: 36 P: 44 ERA: 3.68 WHIP: 1.636															<b>PITCHER</b>	IP: 7.1 WLS: L BF: 30 H: 10 R: 3 ER: 3 SO: 4 BB: 2 IBB: 0 HBP: 0 BLK: 0 WP: 0 HR: 0 S: 36 P: 44 ERA: 3.68 WHIP: 1.636	






Batter	1	2	3	4	5	6	7	8	9	10	11	AB	R	H	RBI	BB	SO	LOB	TOP							
Tim Raines, S OBP: 0.377, SLG: 0.407 (1, 7)												6	0	1	1	0	0	0								
Warren Cromartie, L OBP: 0.356, SLG: 0.469 (1, 9)												4	1	0	0	1	0	1								
Andre Dawson, R OBP: 0.339, SLG: 0.583 (1, 8)												5	0	2	0	1	0	1								
Al Oliver, L OBP: 0.355, SLG: 0.441 (1, 3)												4	2	2	2	1	1	2								
Terry Francona, L OBP: 0.230, SLG: 0.265 (9, 3)												1	0	0	0	0	0	1								
Gary Carter, R OBP: 0.323, SLG: 0.420 (1, 2)												5	1	3	0	0	1	3								
Tim Wallach, R OBP: 0.345, SLG: 0.445 (1, 5)												5	0	3	1	0	0	4								
Chris Speier, R OBP: 0.357, SLG: 0.328 (1, 6)												5	0	0	1	0	0	5								
Doug Flynn, R OBP: 0.238, SLG: 0.263 (1, 4)												4	1	1	0	0	0	2								
Jim Wolfhard, R OBP: 0.265, SLG: 0.347 (10, PH)												1	0	0	0	0	1	2								
Dan Schatzeder, L OBP: 0.250, SLG: 0.250 (10, 1)												0	0	0	0	0	0	0								
Bill Gullickson, R OBP: 0.143, SLG: 0.143 (8, 1)												3	0	0	0	0	1	2								
Jeff Reardon, R OBP: 0.143, SLG: 0.143 (10, PH)												1	0	0	0	0	1	1								
Jerry White, S OBP: 0.333, SLG: 0.143 (10, 7)												1	0	0	0	0	1	2								
<b>Inning Stats</b>	R: 2 E: 0 K: 0 S: 4	H: 1 LOB: 0 BB: 1 P: 8	R: 0 E: 0 K: 0 S: 4	H: 1 LOB: 1 BB: 0 P: 4	R: 0 E: 0 K: 0 S: 3	H: 0 LOB: 0 BB: 0 P: 3	R: 2 E: 0 K: 1 S: 8	H: 3 LOB: 1 BB: 0 P: 8	R: 0 E: 0 K: 0 S: 3	H: 0 LOB: 0 BB: 0 P: 3	R: 0 E: 0 K: 0 S: 3	H: 0 LOB: 0 BB: 0 P: 3	R: 0 E: 0 K: 0 S: 4	H: 1 LOB: 1 BB: 0 P: 4	R: 0 E: 0 K: 2 S: 9	H: 2 LOB: 2 BB: 1 P: 13	R: 0 E: 0 K: 2 S: 9	H: 2 LOB: 2 BB: 0 P: 9	R: 0 E: 0 K: 0 S: 4	H: 1 LOB: 1 BB: 0 P: 4	1B: 8 2B: 2 3B: 1 HR: 1	SF: 0 SAC: 0 DP: 0 HBP: 1	WP: 0 PB: 0 SB: 1 CS: 0	PA: 49		
<b>PITCHER</b>	IP WLS BF H R ER SO BB IBB HBP BLK WP HR S P ERA WHIP	Mary Bystrom, R ERA: 4.7	4.1 0.2 22 6 4 4 1 2 0 0 0 0 0 0 21 30 8.31 1.846	Porfi Altamirano, R ERA: 3.96	5.1 0.2 2 0 0 0 1 0 0 0 0 0 0 0 4 4 0.00 0.000	Willie Hernandez, L ERA: 1.47	6.1 3.0 10 1 0 0 0 0 0 0 0 0 0 0 10 10 0.00 0.333	Al Holland, L ERA: 2.67	9.1 2.0 11 4 1 1 4 0 1 0 0 0 0 0 18 22 4.50 2.000	Ron Reed, R ERA: 2.28	11.1 1.0 4 1 0 0 0 0 0 0 0 0 0 0 4 4 0.00 1.000	<b>PITCHER</b>	IP WLS BF H R ER SO BB IBB HBP BLK WP HR S P ERA WHIP													

Montreal Expos @ Philadelphia Phillies  
Veterans Stadium, Philadelphia, PA  
Tue Jun 28 1983, 7:05 PM EDT  
Att: 32,181 - Unknown


AB 45  
R 5  
H 12  
RBI 5  
BB 3  
SO 6  
LOB 26



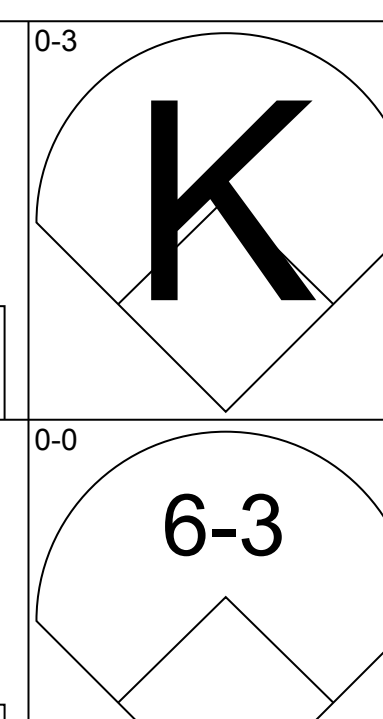
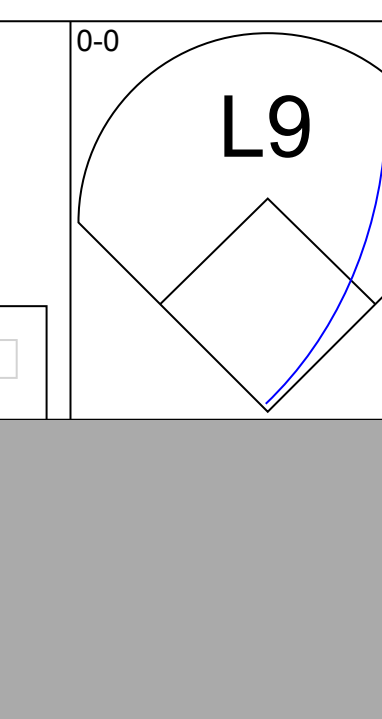
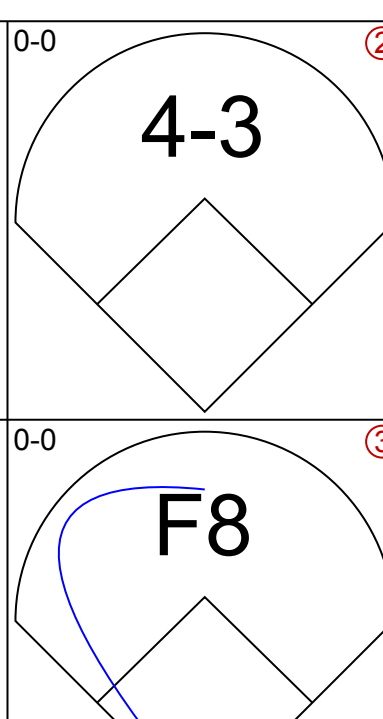
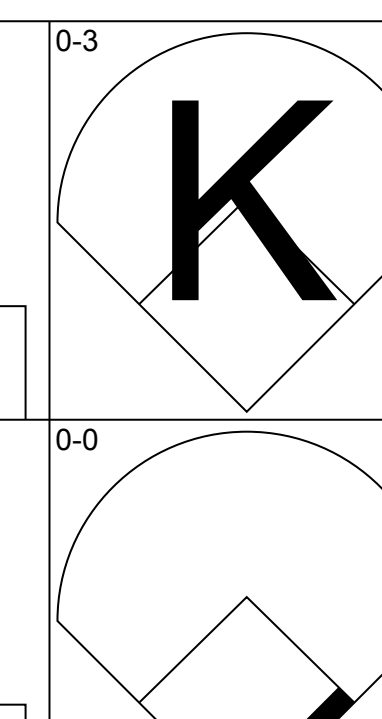
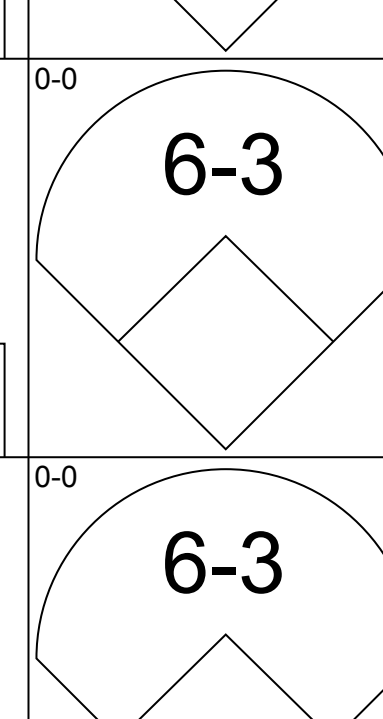

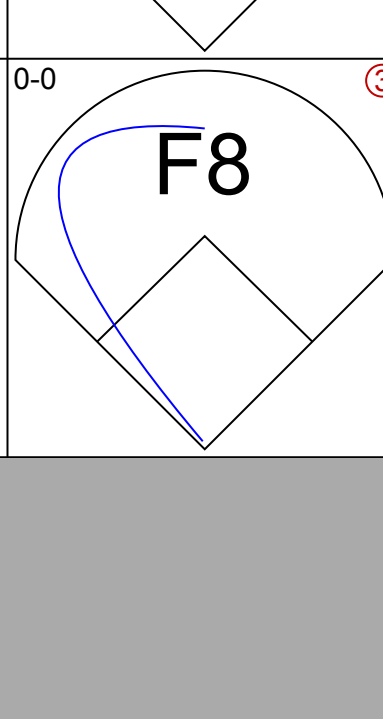
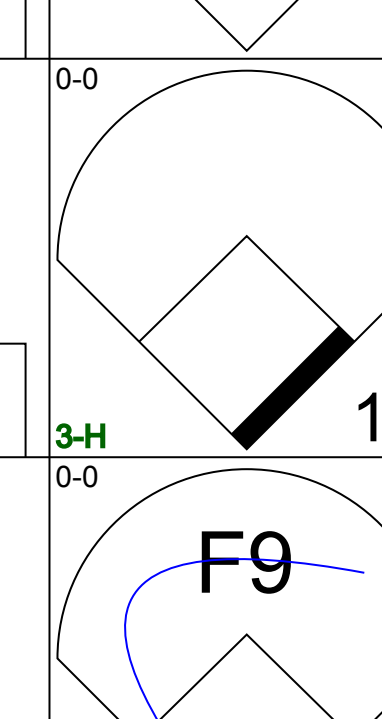
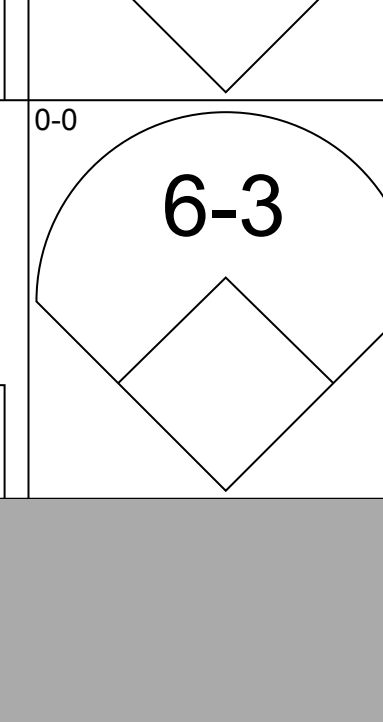
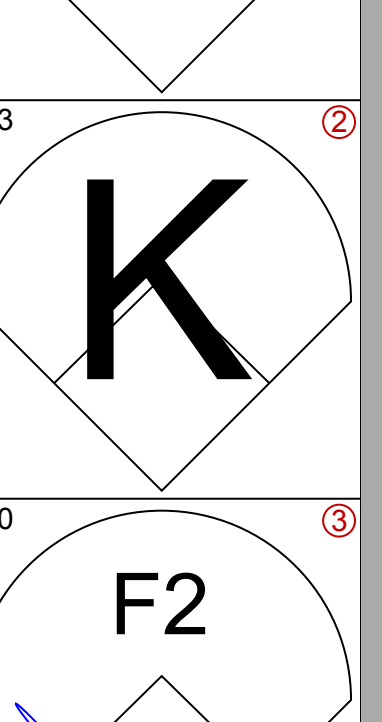
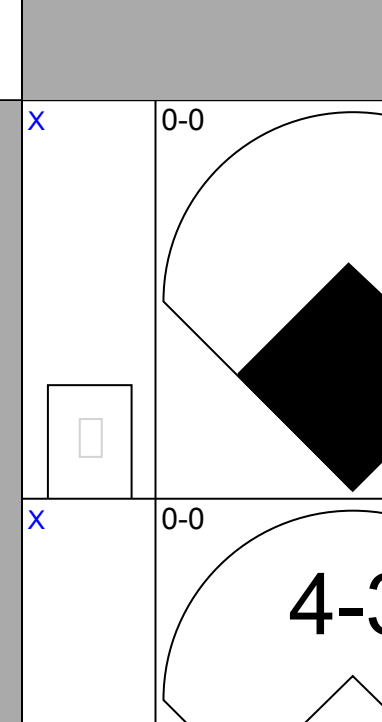
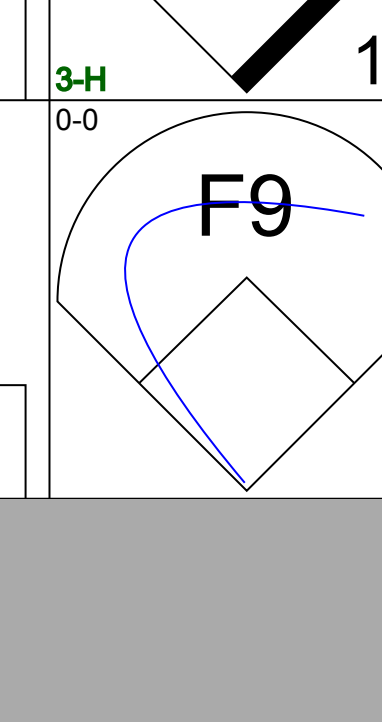
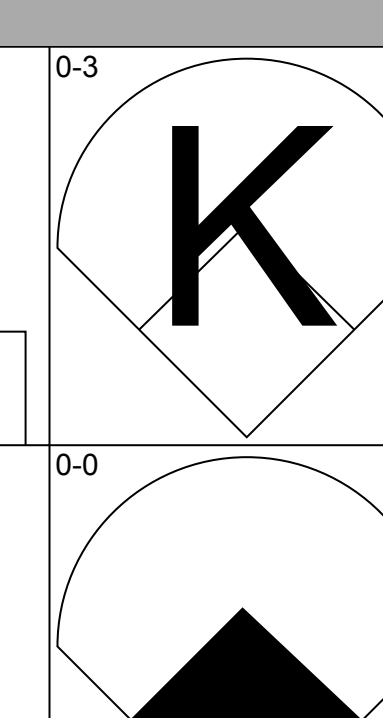
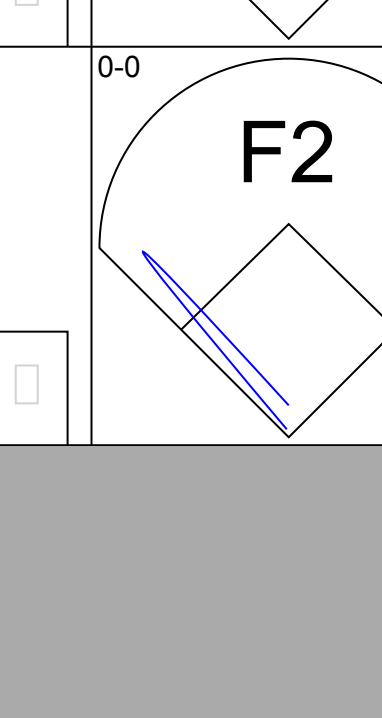

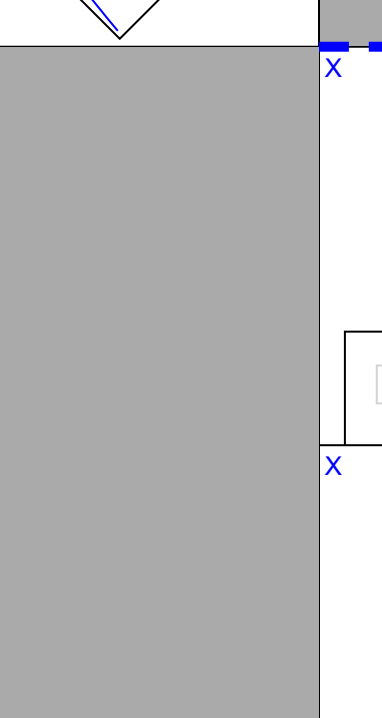
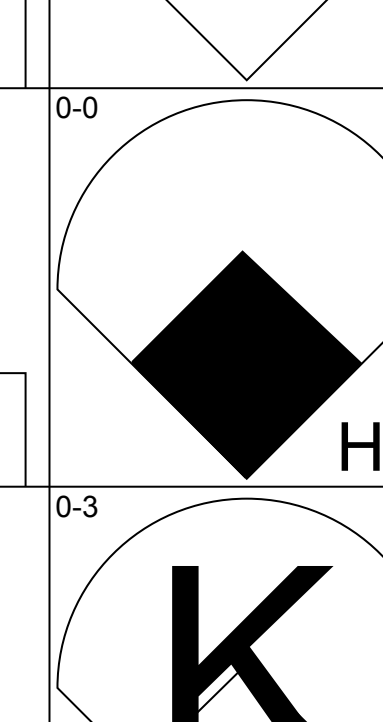
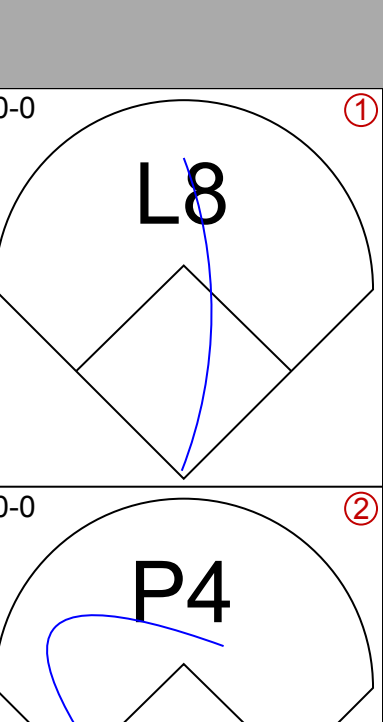
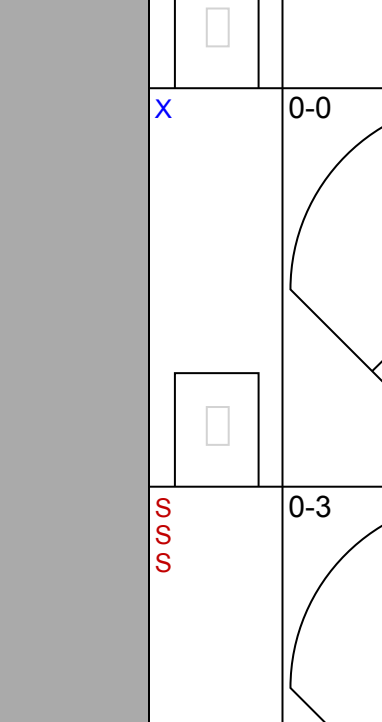
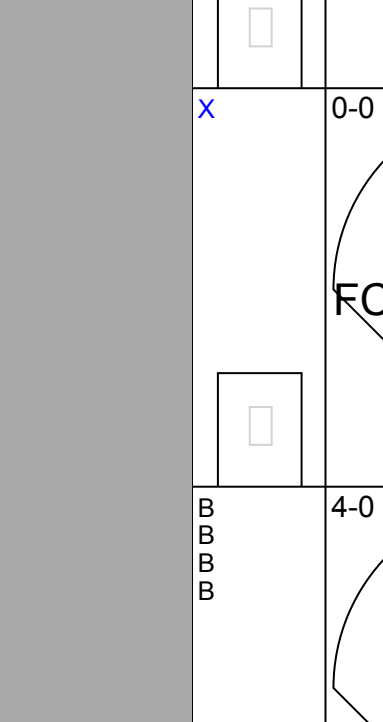
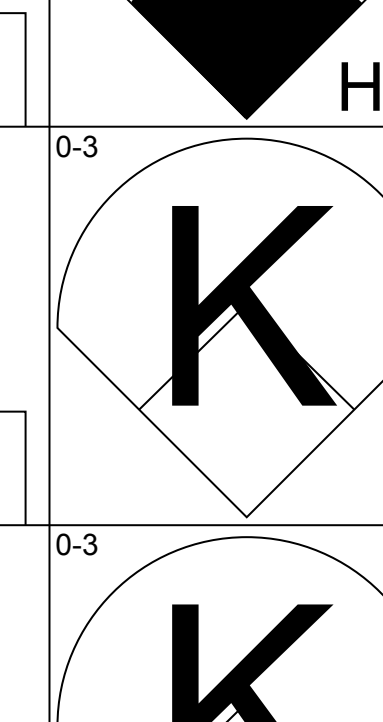
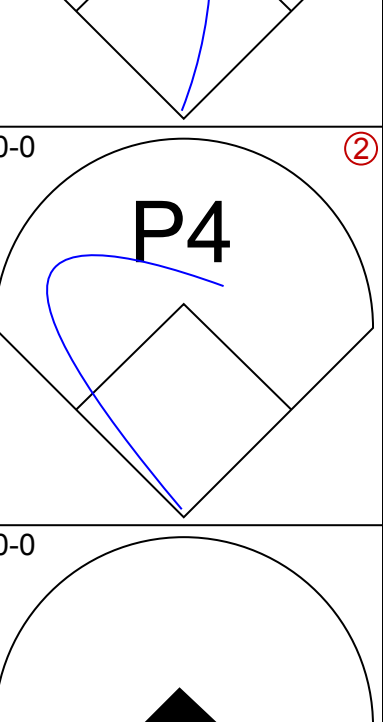
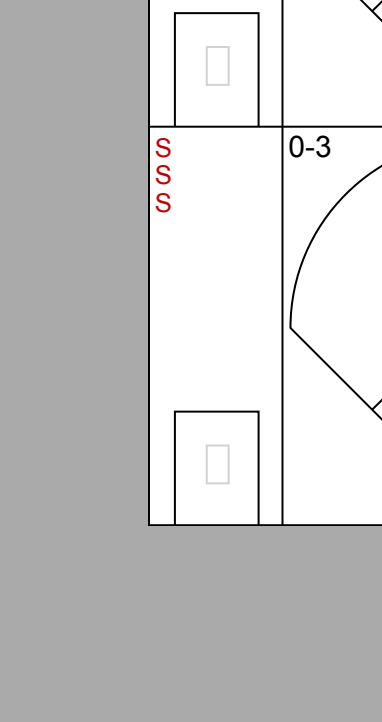
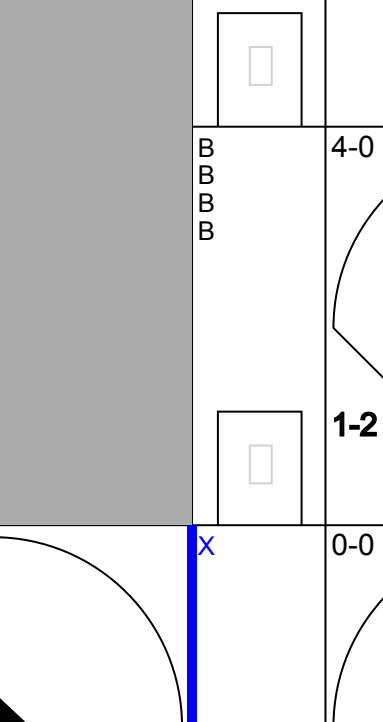
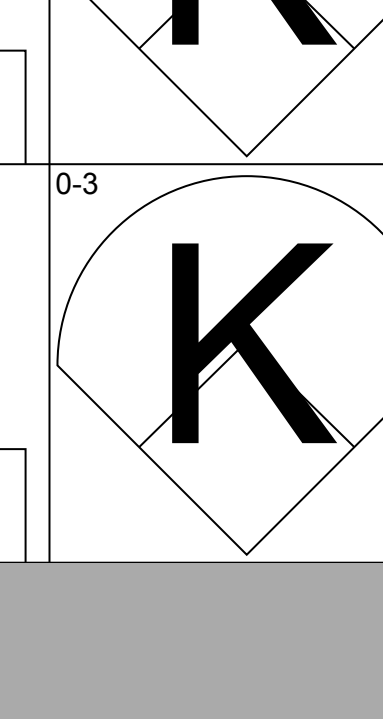
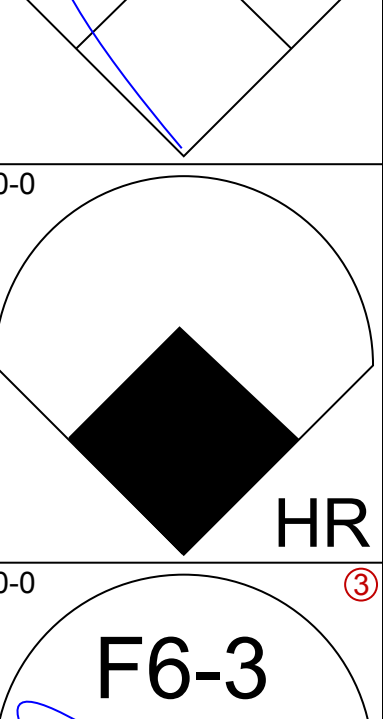
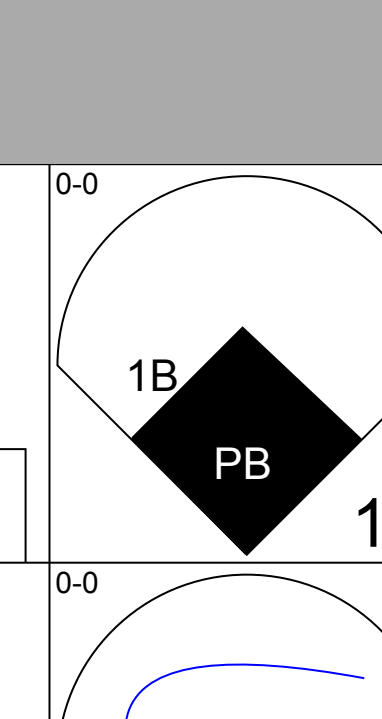
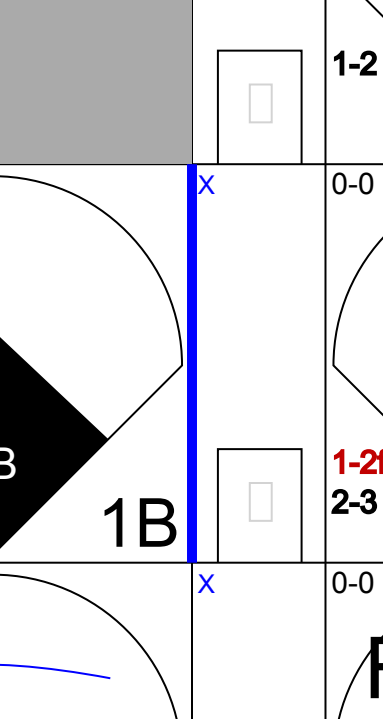
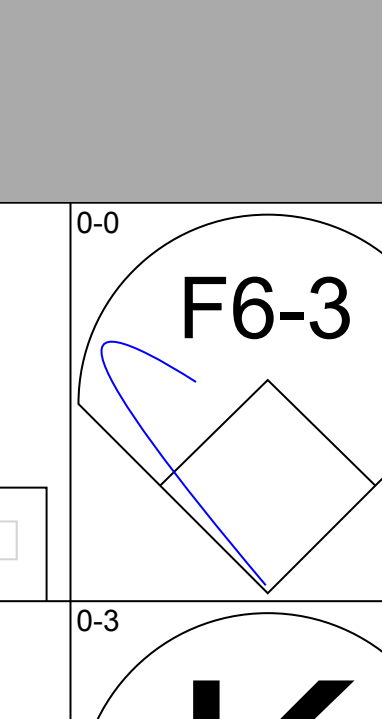
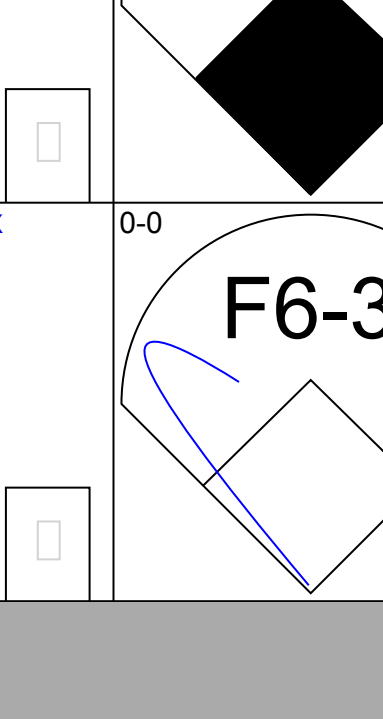
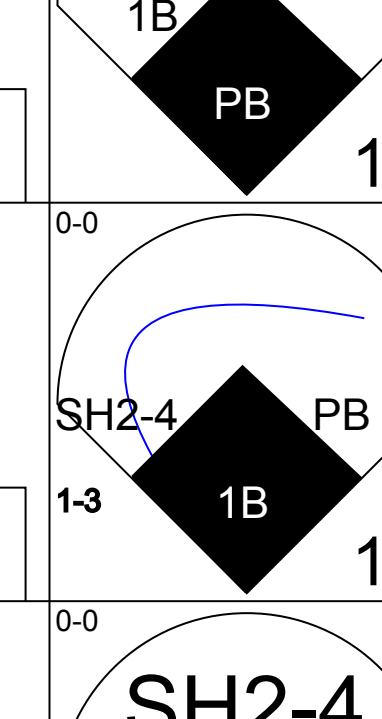
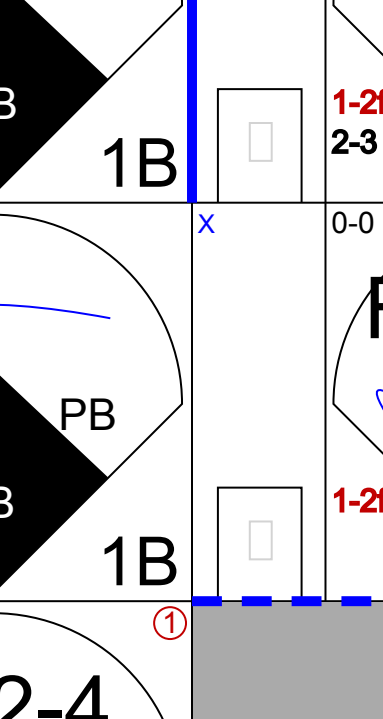
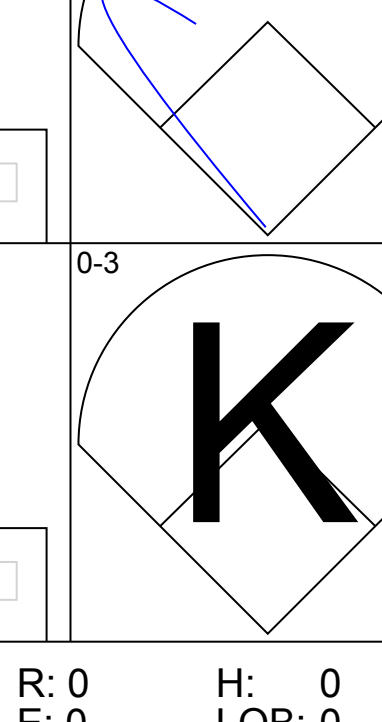
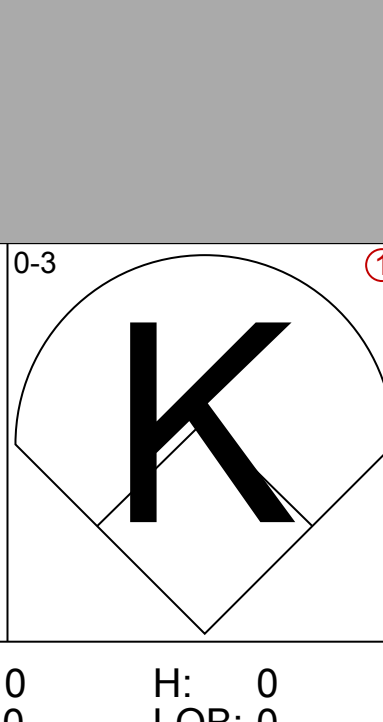
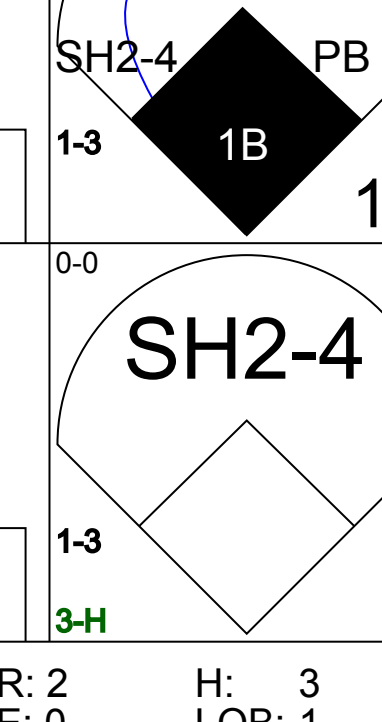
Batter	1	2	3	4	5	6	7	8	9	10	11	AB	R	H	RBI	BB	SO	LOB	BOTTOM							
Bob Dernier, R OBP: 0.284, SLG: 0.309 (1, 8)												4	0	1	1	0	0	2								
Tony Perez, R OBP: 0.330, SLG: 0.427 (9, PH)												2	0	1	0	0	1	1								
Pete Rose, S OBP: 0.326, SLG: 0.317 (1, 3)												5	0	2	1	0	0	2								
Joe Morgan, L OBP: 0.368, SLG: 0.363 (1, 4)												5	0	2	0	0	1	1								
Mike Schmidt, R OBP: 0.382, SLG: 0.464 (1, 5)												5	0	0	0	0	1	4								
Von Hayes, L OBP: 0.358, SLG: 0.401 (1, 9)												4	0	0	0	1	1	1								
Gary Matthews, R OBP: 0.330, SLG: 0.393 (1, 7)												4	1	1	0	0	1	3								
Al Holland, R OBP: 0.260, SLG: 0.361 (9, 1)												0	0	0	0	0	0	0								
Ozzie Virgil, R OBP: 0.260, SLG: 0.361 (10, PH)												1	0	0	0	0	0	0								
Bo Diaz, R OBP: 0.303, SLG: 0.391 (1, 2)												5	2	1	1	0	1	0								
Ron Reed, R OBP: 0.303, SLG: 0.391 (11, 1)												0	0	0	0	0	0	0								
Ivan De Jesus, R OBP: 0.299, SLG: 0.297 (1, 6)												5	1	2	1	0	0	1								
Marty Bystrom, R OBP: 0.316, SLG: 0.235 (1, 1)												1	0	0	0	0	0	1								
Porfi Altamirano, R ERA: 3.27												0	0	0	0	0	0	0								
Greg Gross, L OBP: 0.378, SLG: 0.344 (5, PH)												1	0	0	0	0	0	1								
Willie Hernandez, L OBP: 0.500, SLG: 0.500 (8, 1)												1	0	1	0	0	0	0								
Joe Lefebvre, L OBP: 0.373, SLG: 0.500 (9, 7)												2	1	1	1	0	0	0								
<b>Inning Stats</b>	R: 0 E: 0 K: 0 S: 3	H: 0 LOB: 0 BB: 0 P: 3	R: 0 E: 0 K: 0 S: 3	H: 0 LOB: 0 BB: 0 P: 3	R: 1 E: 1 K: 0 S: 5	H: 1 LOB: 1 BB: 0 P: 5	R: 0 E: 0 K: 2 S: 7	H: 0 LOB: 0 BB: 0 P: 7	R: 2 E: 0 K: 0 S: 6	H: 3 LOB: 1 BB: 0 P: 6	R: 0 E: 0 K: 0 S: 4	H: 1 LOB: 1 BB: 0 P: 4	R: 0 E: 0 K: 0 S: 4	H: 1 LOB: 1 BB: 0 P: 4	R: 0 E: 0 K: 2 S: 8	H: 2 LOB: 2 BB: 1 P: 12	R: 2 E: 0 K: 2 S: 11	H: 4 LOB: 2 BB: 0 P: 11	R: 0 E: 0 K: 0 S: 3	H: 0 LOB: 0 BB: 0 P: 3	R: 0 E: 0 K: 0 S: 3	H: 1 LOB: 1 BB: 0 P: 3	1B: 9 2B: 1 3B: 2 HR: 0	SF: 0 SAC: 0 DP: 0 HBP: 0	WP: 0 PB: 0 SB: 3 CS: 0	PA: 46
<b>PITCHER</b>	IP WLS BF H R ER SO BB IBB HBP BLK WP HR S P ERA WHIP	Bill Gullickson, R ERA: 4.03	7.0 2.0 12 5 2 2 4 1 0 0 0 0 0 0 32 23 2.57 3.000	Jeff Reardon, R ERA: 3.27	8.1 2.0 12 6 3 2 4 1 0 0 0 0 0 0 19 23 9.00 0.600	Dan Schatzeder, L ERA: 1.43	10.1 1.2 6 1 0 0 0 0 0 0 0 0 0 0 6 6 0.00 0.600	<b>PITCHER</b>	IP WLS BF H R ER SO BB IBB HBP BLK WP HR S P ERA WHIP																	

Montreal Expos @ Philadelphia Phillies  
Veterans Stadium, Philadelphia, PA  
Tue Jun 28 1983, 7:05 PM EDT  
Att: 32,181 - Unknown

AB 45  
R 5  
H 12  
RBI 5  
BB 1  
SO 6  
LOB 17

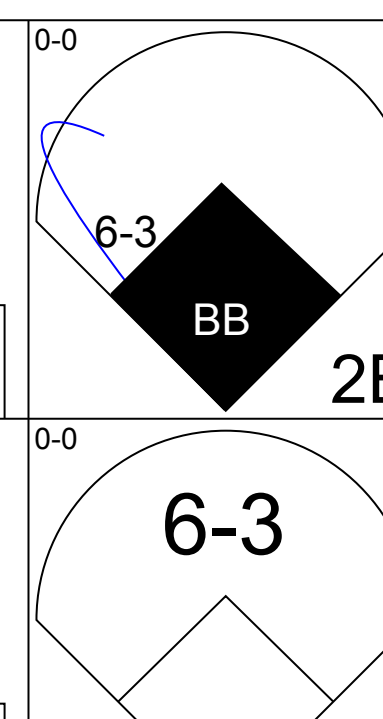
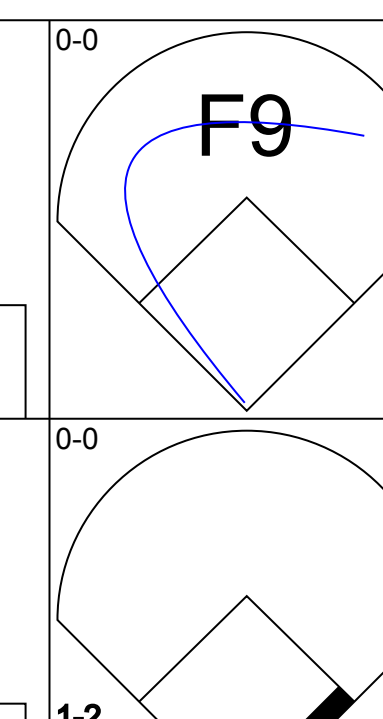
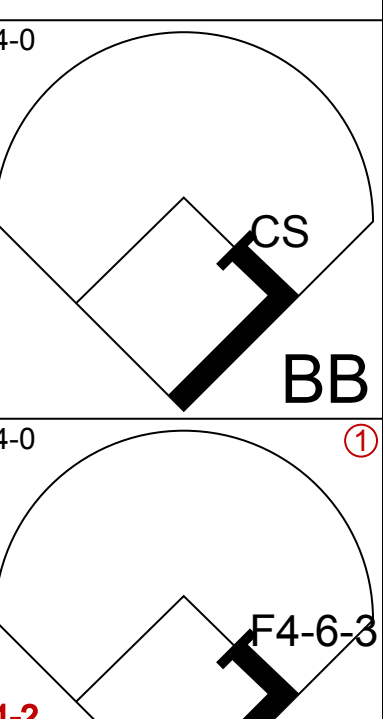
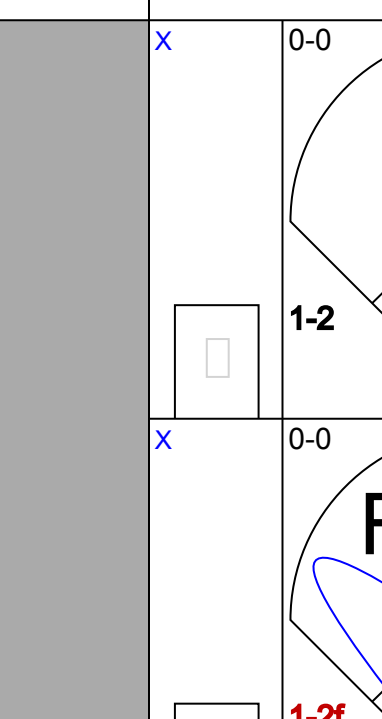
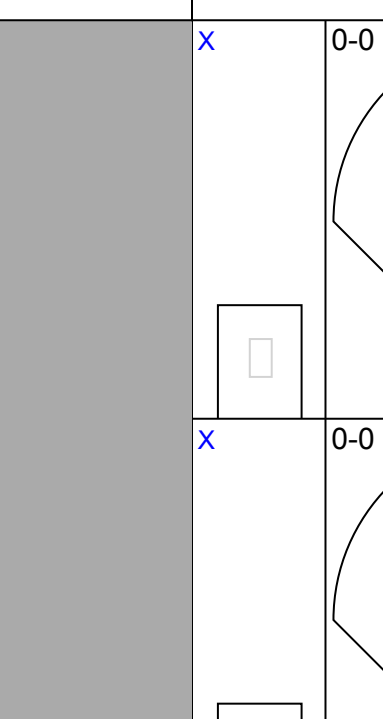
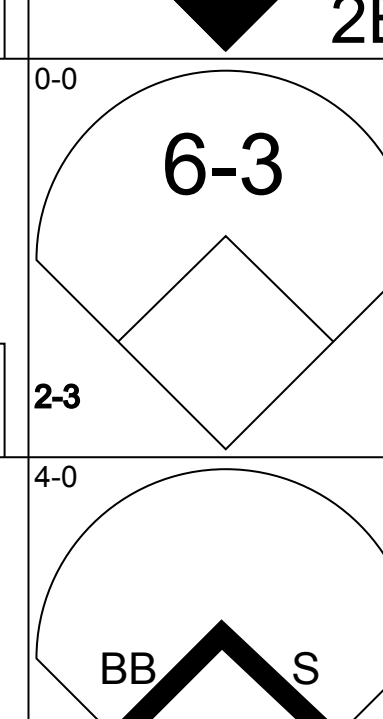
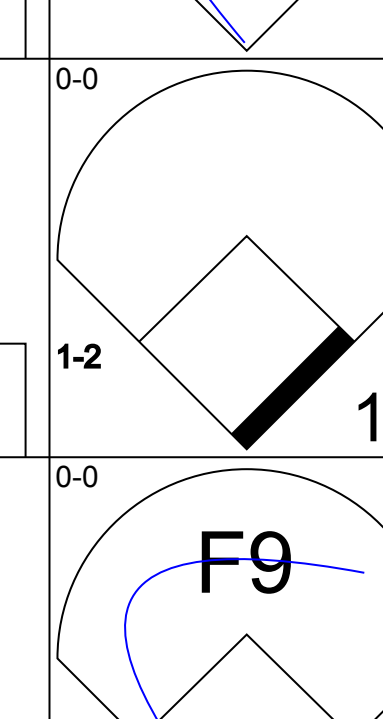
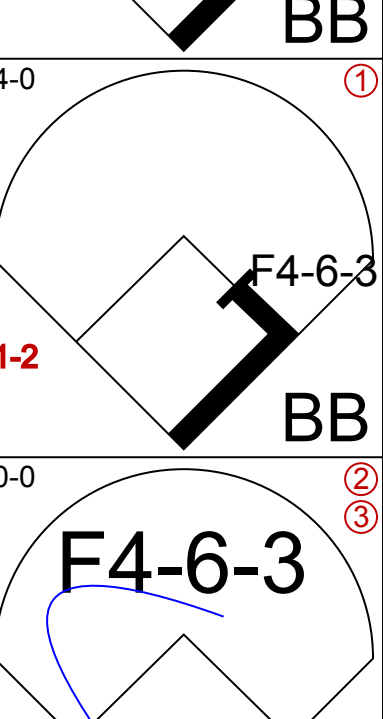
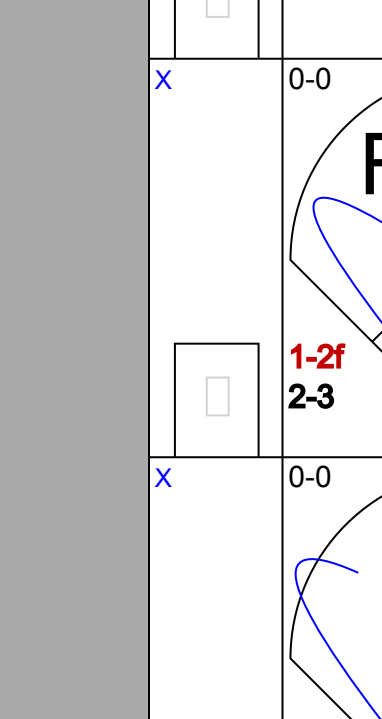
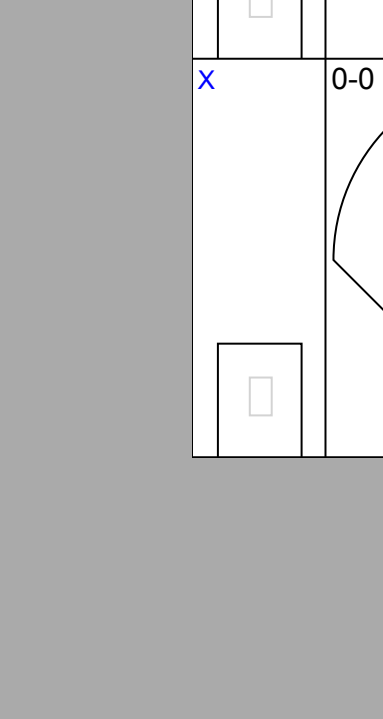
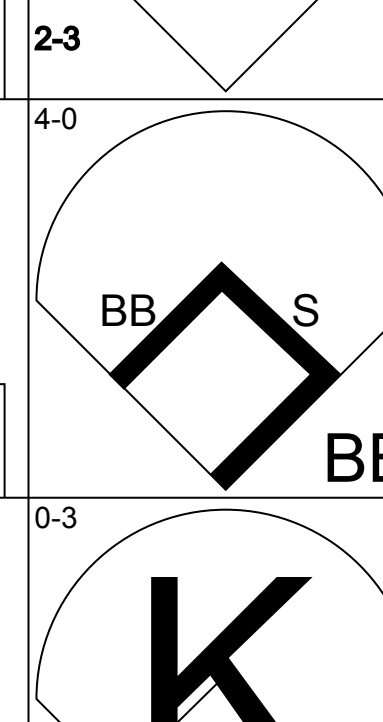
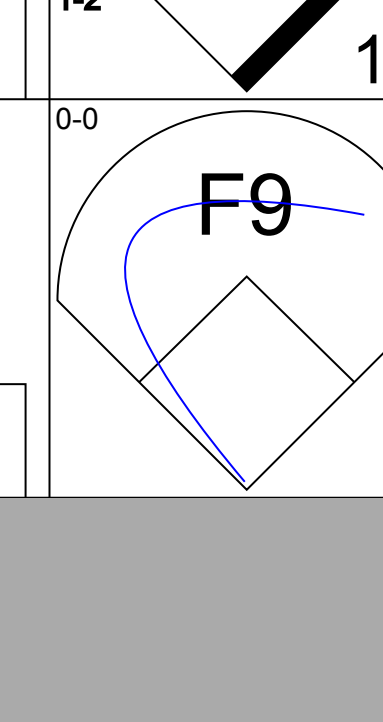
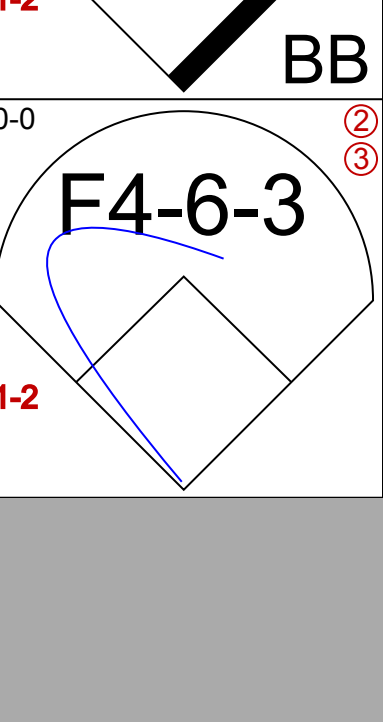
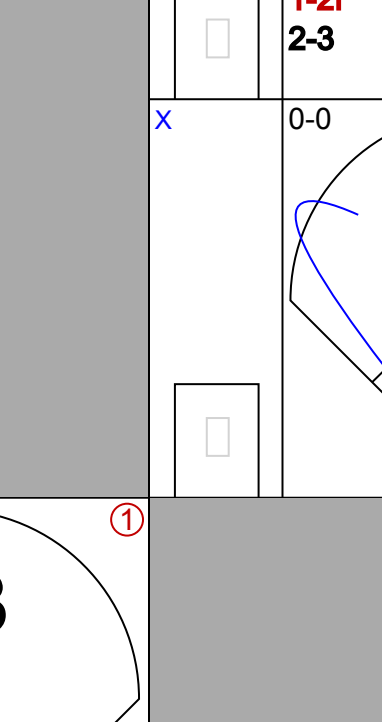
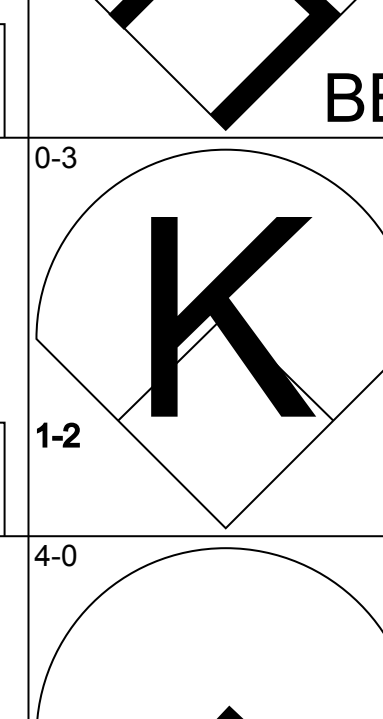
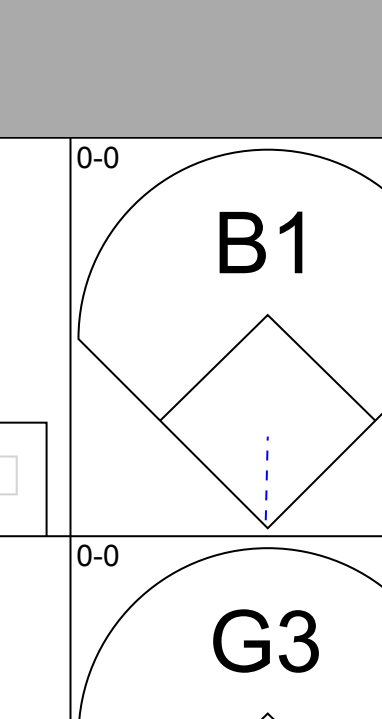
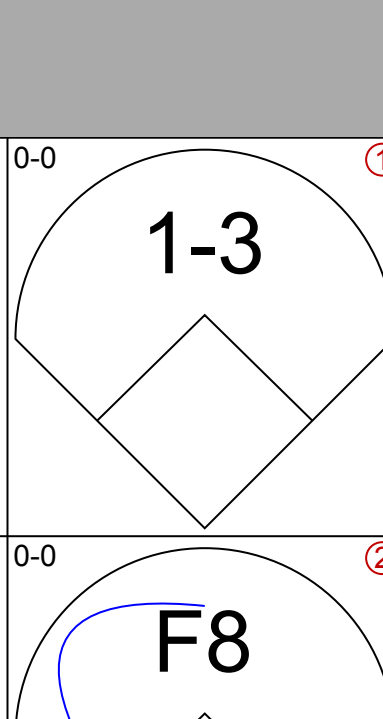
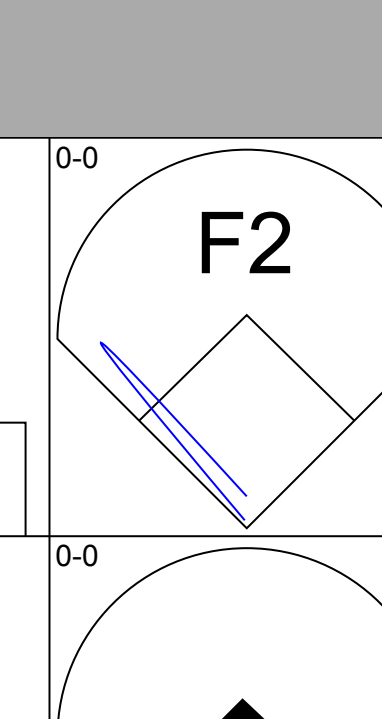
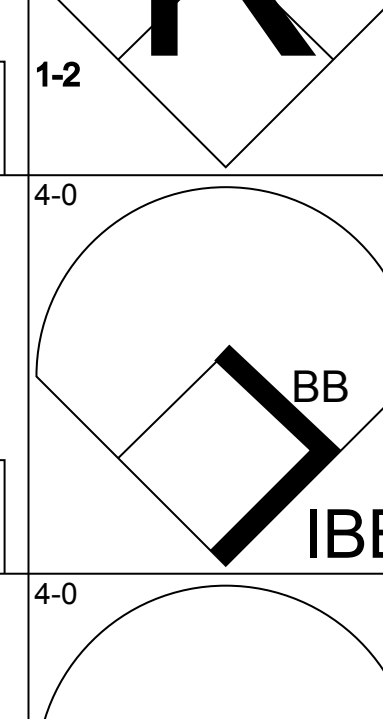
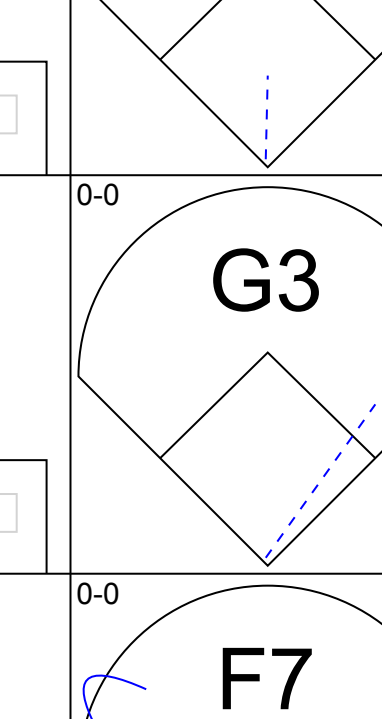
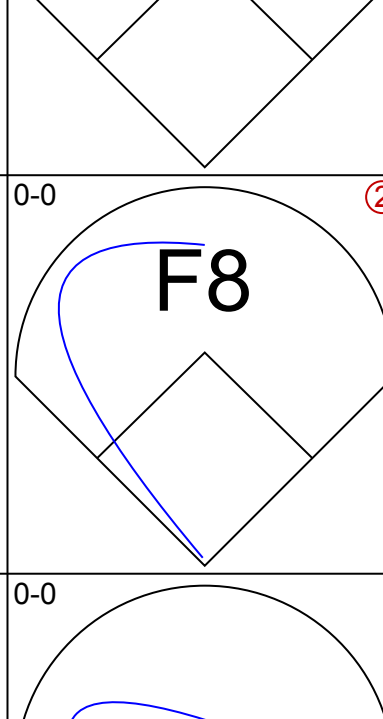
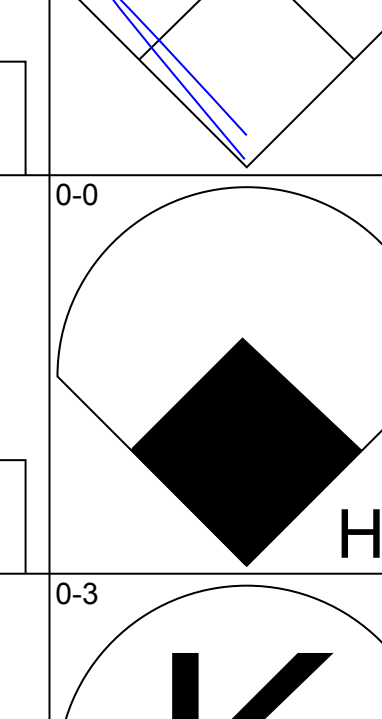
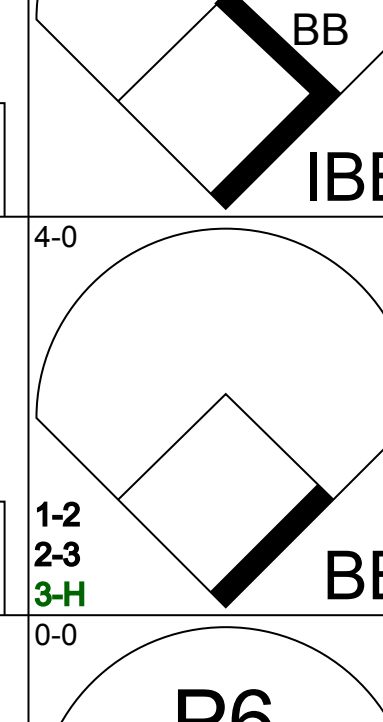
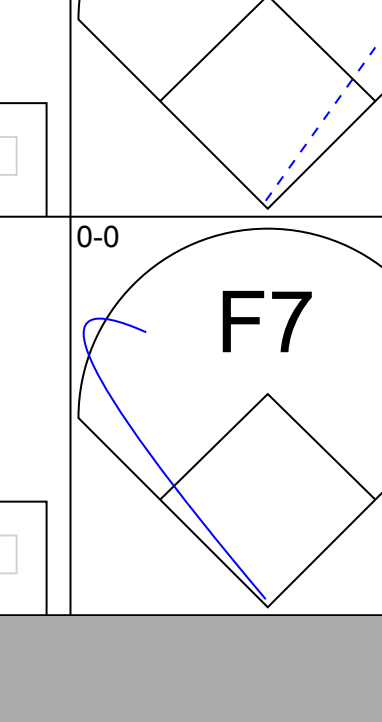
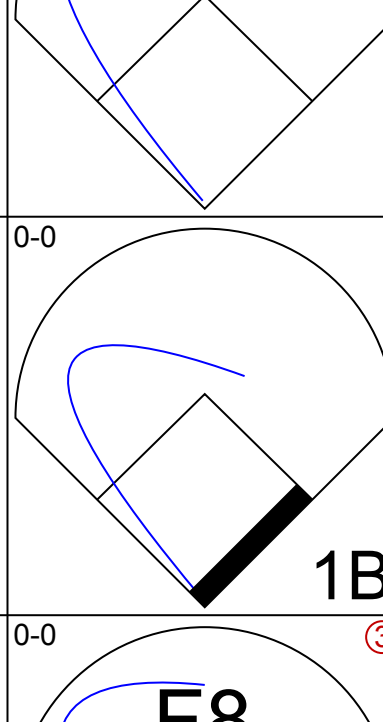
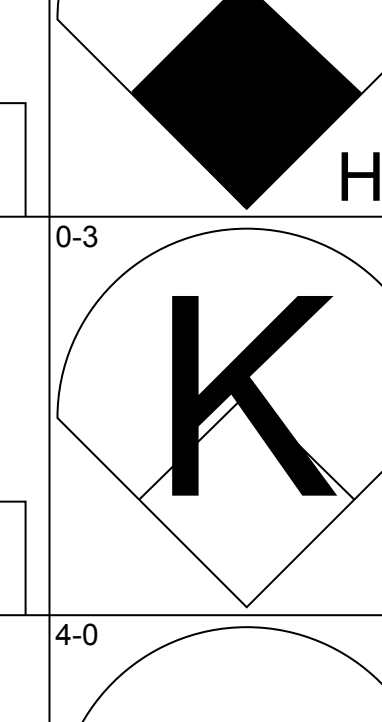
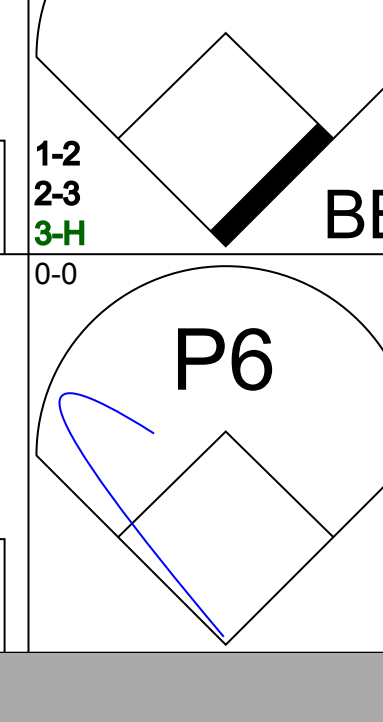
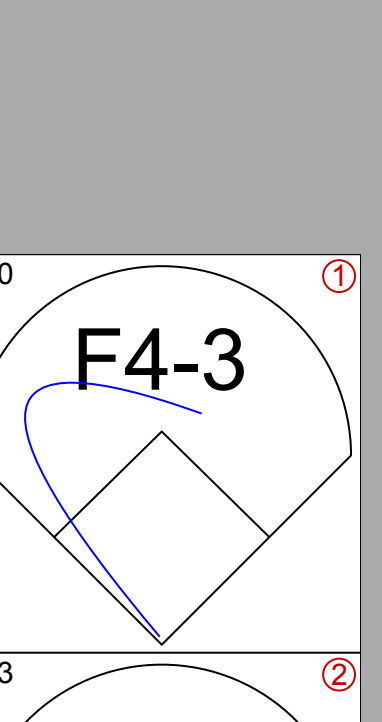
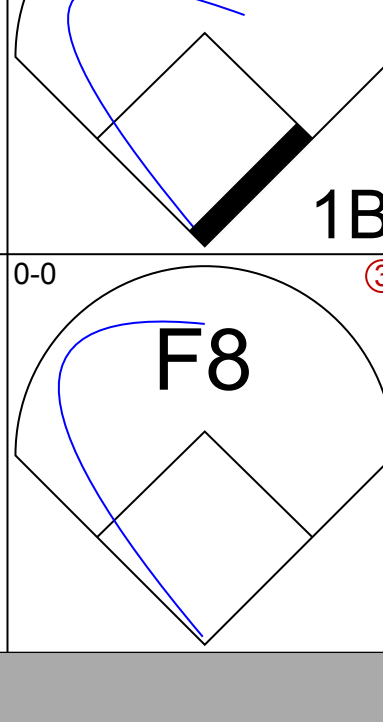
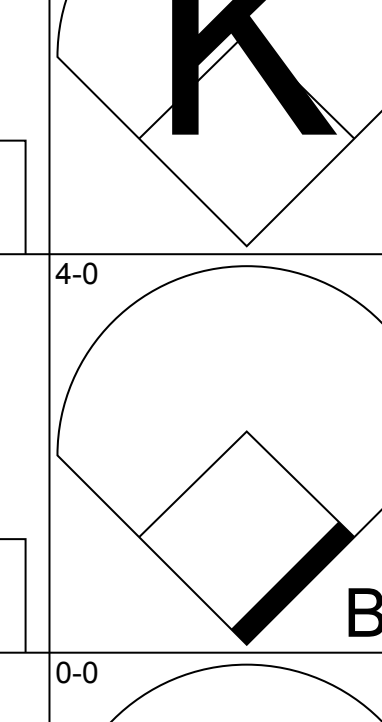
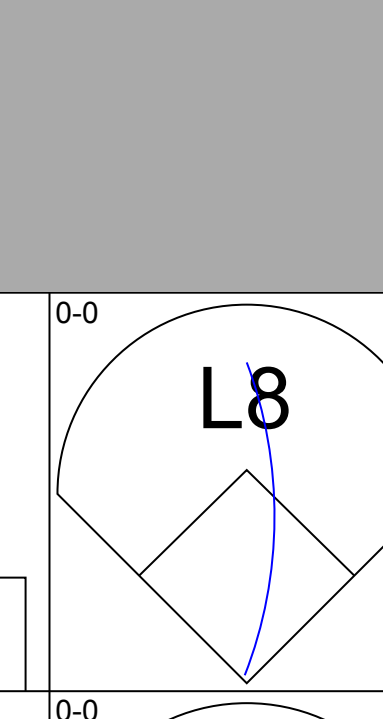
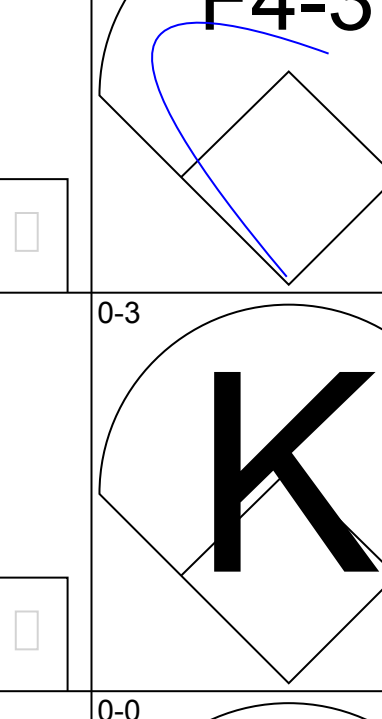
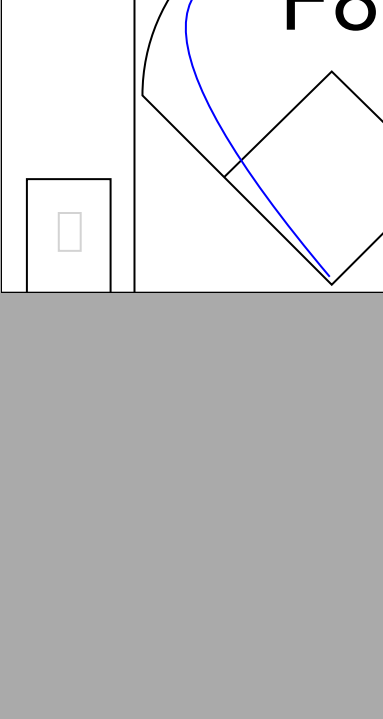
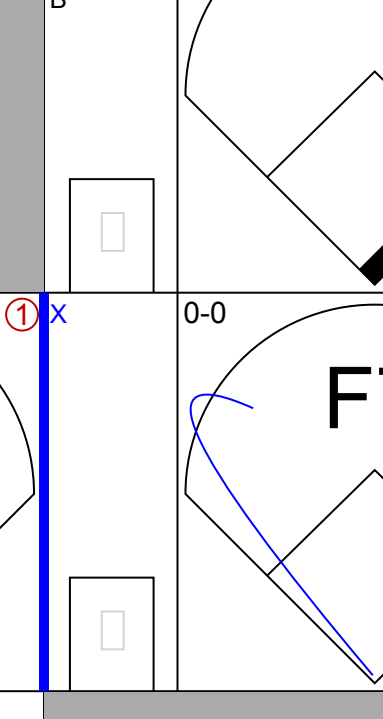
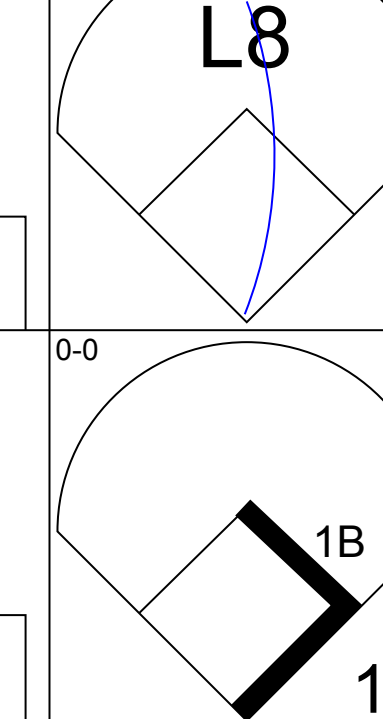
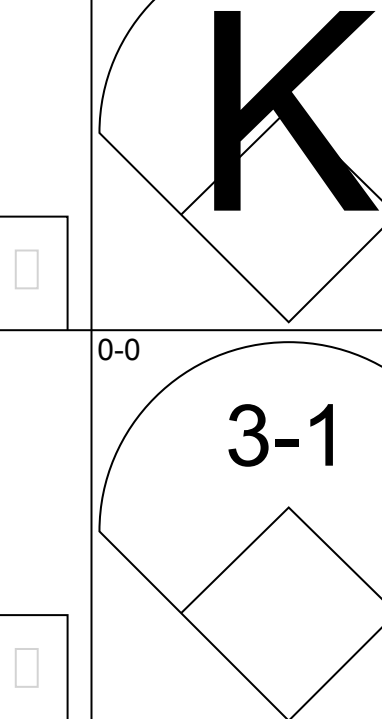

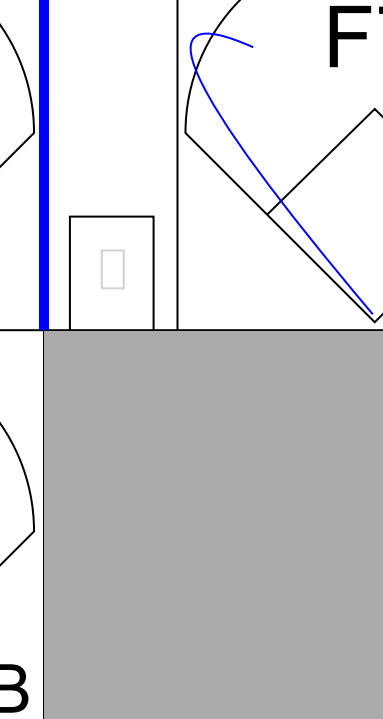




Batter	1	2	3	4	5	6	7	8	9	AB	R	H	RBI	BB	SO	LOB	TOP					
Tim Raines, S OBP: 0.373, SLG: 0.401 (1, 7)										4	0	0	0	0	2	1	<b>Montreal Expos @ Philadelphia Phillies</b> Veterans Stadium, Philadelphia, PA Wed Jun 29 1983, 7:05 PM EDT Unknown					
Chris Speier, R OBP: 0.354, SLG: 0.326 (1, 6)										4	0	1	1	0	0	0						
Andre Dawson, R OBP: 0.338, SLG: 0.589 (1, 8)										4	1	1	1	0	1	1						
Al Oliver, L OBP: 0.222, SLG: 0.435 Terry Francona, L OBP: 0.230, SLG: 0.265 (1, 3) (9, 3)										4	0	0	0	0	1	0						
Gary Carter, R OBP: 0.326, SLG: 0.434 (1, 2)										4	1	2	1	0	0	0						
Tim Lincecum, R OBP: 0.343, SLG: 0.440 (1, 5)										3	0	0	0	1	2	0						
Mike Vail, R OBP: 0.327, SLG: 0.327 Warren Cromartie, L OBP: 0.355, SLG: 0.407 (1, 9) (9, 9)										3	2	2	1	0	1	0						
Doug Flynn, R OBP: 0.238, SLG: 0.262 (1, 4)										4	1	1	0	0	0	2						
Steve Rogers, R OBP: 0.140, SLG: 0.119 (1, 1)										2	0	0	0	0	2	0						
<b>Inning Stats</b>	R: 0 E: 0 K: 1 S: 5	H: 0 LOB: 0 BB: 0 P: 5	R: 1 E: 0 K: 3 S: 10	H: 1 LOB: 0 BB: 0 P: 10	R: 0 E: 0 K: 1 S: 5	H: 0 LOB: 0 BB: 0 P: 5	R: 0 E: 0 K: 1 S: 5	H: 0 LOB: 0 BB: 0 P: 5	R: 1 E: 0 K: 0 S: 4	H: 1 LOB: 0 BB: 0 P: 4	R: 0 E: 0 K: 1 S: 5	H: 0 LOB: 0 BB: 0 P: 5	R: 1 E: 0 K: 1 S: 6	H: 1 LOB: 0 BB: 0 P: 6	R: 2 E: 0 K: 1 S: 8	H: 3 LOB: 1 BB: 1 P: 8		R: 0 E: 0 K: 0 S: 4	H: 1 LOB: 2 BB: 1 P: 8	1B: 4 2B: 0 3B: 0 HR: 3	SF: 0 SAC: 1 DP: 0 HBP: 0	WP: 0 PB: 1 SB: 0 CS: 0
<b>PITCHER</b>	IP WLS BF H R ER SO BB IBB HBP BLK WP HR S P ERA WHIP																					
Steve Carlton, L ERA: 3.29 Porfi Altamirano, R ERA: 3.81 (1, 1) (9, 1)	8.0 L 30 6 5 5 9 0 0 0 0 0 3 48 48 5.62 0.750																					

AB	33
R	5
H	7
RBI	4
BB	1
SO	9
LOB	6



Batter	1	2	3	4	5	6	7	8	9	AB	R	H	RBI	BB	SO	LOB	BOTTOM			
Bob Dernier, R OBP: 0.304, SLG: 0.333 (1, 8)										4	1	2	0	1	0	1	<b>Montreal Expos @ Philadelphia Phillies</b> Veterans Stadium, Philadelphia, PA Wed Jun 29 1983, 7:05 PM EDT Unknown			
Pete Rose, S OBP: 0.327, SLG: 0.316 (1, 3)										4	0	1	0	1	0	3				
Joe Morgan, L OBP: 0.366, SLG: 0.358 (1, 4)										3	0	0	0	1	0	5				
Mike Schmidt, R OBP: 0.377, SLG: 0.456 (1, 5)										4	0	0	0	0	1	2				
Von Hayes, L OBP: 0.362, SLG: 0.419 (1, 9)										3	1	1	1	1	0	0				
Gary Matthews, R OBP: 0.332, SLG: 0.393 (1, 7)										3	0	1	1	1	1	0				
Bo Diaz, R OBP: 0.302, SLG: 0.385 (1, 2)										3	0	0	0	1	0	4				
Ivan De Jesus, R OBP: 0.295, SLG: 0.293 Greg Gross, L OBP: 0.373, SLG: 0.339 Kiko Garcia, R OBP: 0.286, SLG: 0.300 (1, 6) (9, PH) (9, 6)										3	0	0	0	0	1	0				
Steve Carlton, L OBP: 0.235, SLG: 0.300 Porfi Altamirano, R OBP: 0.367, SLG: 0.491 (1, 1) (9, PH)										3	0	2	0	0	0	0				
<b>Inning Stats</b>	R: 1 E: 0 K: 1 S: 6	H: 1 LOB: 3 BB: 3 P: 18	R: 0 E: 0 K: 0 S: 5	H: 2 LOB: 2 BB: 0 P: 5	R: 0 E: 0 K: 1 S: 5	H: 0 LOB: 0 BB: 0 P: 3	R: 0 E: 0 K: 1 S: 5	H: 0 LOB: 0 BB: 0 P: 5	R: 0 E: 0 K: 0 S: 4	H: 1 LOB: 1 BB: 0 P: 4	R: 0 E: 0 K: 0 S: 5	H: 2 LOB: 2 BB: 0 P: 5	R: 1 E: 0 K: 1 S: 6	H: 1 LOB: 1 BB: 1 P: 10	R: 0 E: 0 K: 0 S: 3	H: 0 LOB: 0 BB: 0 P: 3		1B: 5 2B: 1 3B: 0 HR: 1	SF: 0 SAC: 0 DP: 1 HBP: 0	WP: 0 PB: 0 SB: 1 CS: 1
<b>PITCHER</b>	IP WLS BF H R ER SO BB IBB HBP BLK WP HR S P ERA WHIP																			
Steve Rogers, R ERA: 2.77 (1, 1)	9.0 W 38 7 2 2 3 5 1 0 0 0 1 38 62 2.00 1.333																			





Batter	1	2	3	4	5	6	7	8	9	AB	R	H	RBI	BB	SO	LOB	TOP										
Tim Raines, S (1,7) OBP: 0.375, SLG: 0.403 Terry Francona, L (1,7) OBP: 0.243, SLG: 0.280 Jerry White, S (9,PH) OBP: 0.324, SLG: 0.138	0-0 FC6-4 1B		0-3 K		0-0 2B			4-0 FC6-4 BB	0-3 K	1	1	1	0	0	0	0	<b>Montreal Expos @ Philadelphia Phillies</b> Veterans Stadium, Philadelphia, PA Wed Jun 29 1983, 7:05 PM EDT Att: 32,141 - Unknown <a href="http://livebaseballscorecards.com">livebaseballscorecards.com</a>										
Warren Cromartie, L (1,9) OBP: 0.353, SLG: 0.454	0-0 FC6-4 1B		0-0 6-3		0-0 F7			0-3 K		4	0	1	0	0	1	2											
Andre Dawson, R (1,8) OBP: 0.333, SLG: 0.581	0-0 FC6-4 1-2 3-H		0-0 6-3		0-0 F8			0-0 FC6-4 1-2		4	0	0	1	0	0	2											
Al Oliver, L (1,3) OBP: 0.353, SLG: 0.436	0-0 4-3 1-2			0-0 1B				0-0 F7 1-2		4	0	2	0	0	0	2											
Tim Wallach, R (1,5) OBP: 0.342, SLG: 0.438	0-0 6-3			0-0 F7 1B				0-0 L8 1B		4	1	1	0	0	0	3											
Chris Speier, R (1,6) OBP: 0.352, SLG: 0.324		0-0 L8		0-0 F8				0-0 CS 1-2	0-0 P3	4	0	1	0	0	0	1											
Bobby Ramos, R (1,2) Gary Carter, R (9,PH) OBP: 0.325, SLG: 0.432		0-0 FC4-6 1B		0-0 F9				0-0 E9 1B	0-3 K	3	0	2	0	0	0	1											
Bryan Little, S (1,4) Mike Vail, R (9,PH) OBP: 0.216, SLG: 0.321		0-0 FC4-6 1-2			0-0 4-3			0-0 F7	0-3 K	3	0	0	0	0	0	2											
Scott Sanderson, R (1,1) Terry Crowley, L (7,PH) Bryn Smith, R (7,1) Jim Wohlford, R (9,PH) OBP: 0.280, SLG: 0.380		0-3 K			0-0 1-3			0-0 F9	0-0 1-3 2-H 2B	2	0	0	0	0	1	1											
<b>Inning Stats</b>	R: 1 E: 0 K: 0 S: 5	H: 2 LOB: 1 BB: 0 P: 5	R: 0 E: 0 K: 1 S: 6	H: 1 LOB: 1 BB: 0 P: 6	R: 0 E: 0 K: 1 S: 5	H: 0 LOB: 0 BB: 0 P: 5	R: 0 E: 0 K: 0 S: 4	H: 1 LOB: 1 BB: 0 P: 4	R: 0 E: 0 K: 0 S: 3	H: 1 LOB: 0 BB: 0 P: 3	R: 0 E: 1 K: 0 S: 4	H: 1 LOB: 1 BB: 0 P: 4	R: 0 E: 0 K: 1 S: 5	H: 0 LOB: 1 BB: 1 P: 9	R: 1 E: 0 K: 3 S: 12	H: 3 LOB: 2 BB: 0 P: 12		1B: 8 2B: 2 3B: 0 HR: 0	SF: 0 SAC: 0 DP: 0 HBP: 0	WP: 0 PB: 0 SB: 2 CS: 1	PA: 38						
<b>PITCHER</b>	IP	WLS	BF	H	R	ER	SO	BB	IBB	HBP	BLK	WP	HR	S	P	ERA	WHIP										
Charles Hudson, R (1,1) ERA: 2.8	7.0	W	27	7	1	1	2	0	0	0	0	0	0	31	31	1.29	1.000										
Al Holland, L (8,1) ERA: 2.75	2.0	S	10	3	1	1	4	1	0	0	0	0	0	17	21	4.50	2.000										

Batter	1	2	3	4	5	6	7	8	9	AB	R	H	RBI	BB	SO	LOB	BOTTOM										
Bob Dernier, R (1,8) OBP: 0.301, SLG: 0.329	0-0 L9 S 1B	0-0 E5 2-H 3-H			0-0 6-3			0-0 6-3		4	0	1	0	0	0	0	<b>Montreal Expos @ Philadelphia Phillies</b> Veterans Stadium, Philadelphia, PA Wed Jun 29 1983, 7:05 PM EDT Att: 32,141 - Unknown <a href="http://livebaseballscorecards.com">livebaseballscorecards.com</a>										
Greg Gross, L (1,7) OBP: 0.397, SLG: 0.333	0-0 L9 1-3	0-0 L9			0-0 4-3			0-0 1B		4	0	1	0	0	0	2											
Von Hayes, L (1,9) OBP: 0.354, SLG: 0.409	0-0 F7		0-0 F9			0-3 K		0-0 L8		4	0	0	0	0	1	2											
Tony Perez, R (1,3) Pete Rose, S (9,3) OBP: 0.325, SLG: 0.420 OBP: 0.327, SLG: 0.316	0-3 K		0-3 K			0-3 K				3	0	0	0	0	3	1											
Joe Lefebvre, L (1,5) OBP: 0.349, SLG: 0.466		0-0 E3 2B	0-0 G3			0-3 K				3	1	0	0	0	1	0											
Ozzie Virgil, R (1,2) Al Holland, R (8,1) OBP: 0.250, SLG: 0.347		0-0 E5 2B 1-2 E		0-0 F2			0-0 G3			3	1	0	0	0	0	1											
Kiko Garcia, R (1,4) OBP: 0.292, SLG: 0.348		0-0 E 1-3 2-H 2B		0-0 4-3			0-0 1-3			3	1	1	1	0	0	0											
Ivan De Jesus, R (1,6) OBP: 0.291, SLG: 0.288		0-0 F8		0-3 K			0-0 4-3			3	0	0	0	0	1	2											
Charles Hudson, S (1,1) Bo Diaz, R (8,2) OBP: 0.267, SLG: 0.154 OBP: 0.300, SLG: 0.383		0-3 K			0-0 B1-3			0-0 6-3		2	0	0	0	0	1	2											
<b>Inning Stats</b>	R: 0 E: 0 K: 1 S: 6	H: 1 LOB: 1 BB: 0 P: 6	R: 3 E: 3 K: 1 S: 9	H: 1 LOB: 1 BB: 0 P: 9	R: 0 E: 0 K: 1 S: 5	H: 0 LOB: 0 BB: 0 P: 5	R: 0 E: 0 K: 1 S: 5	H: 0 LOB: 0 BB: 0 P: 5	R: 0 E: 0 K: 3 S: 9	H: 0 LOB: 0 BB: 0 P: 9	R: 0 E: 0 K: 0 S: 3	H: 0 LOB: 0 BB: 0 P: 3	R: 0 E: 0 K: 0 S: 4	H: 1 LOB: 1 BB: 0 P: 4	R: 0 E: 0 K: 0 S: 3	H: 0 LOB: 0 BB: 0 P: 3		1B: 2 2B: 1 3B: 0 HR: 0	SF: 0 SAC: 0 DP: 0 HBP: 0	WP: 0 PB: 0 SB: 1 CS: 0	PA: 30						
<b>PITCHER</b>	IP	WLS	BF	H	R	ER	SO	BB	IBB	HBP	BLK	WP	HR	S	P	ERA	WHIP										
Scott Sanderson, R (1,1) ERA: 4.97	6.0	L	23	2	3	0	7	0	0	0	0	0	0	37	37	0.00	0.333										
Bryn Smith, R (7,1) ERA: 2.22	2.0		7	1	0	0	0	0	0	0	0	0	0	7	7	0.00	0.500										











Batter	1	2	3	4	5	6	7	8	9	AB	R	H	RBI	BB	SO	LOB	TOP											
Tim Raines, S OBP: 0.377, SLG: 0.403 (1, 7)	4-0 1B SF9 BB		0-0 3-1		0-0 L9	0-0 4-3			0-0 F7	4	1	0	0	1	0	1												
Warren Cromartie, L OBP: 0.350, SLG: 0.352 (1, 9)	0-0 G6-4-3 1B		0-3 K		4-0 2B BB		0-0 4-3			3	0	1	0	1	1	0												
Andre Dawson, R OBP: 0.335, SLG: 0.578 (1, 8)	0-0 SF9		0-0 1B		0-0 L6		0-3 K			3	0	1	1	0	1	1												
Al Oliver, L OBP: 0.354, SLG: 0.438 (1, 3)	0-0 G6-4-3		0-0 F9		0-0 2B		0-0 4-3			4	0	1	0	0	0	2												
Gary Carter, R OBP: 0.331, SLG: 0.427 (1, 2)		0-0 FC6-4 1B		1-0 F9 1B SF8 HBP	4-0 IBB			0-0 L4		2	1	1	0	1	0	0												
Tim Lincecum, R OBP: 0.344, SLG: 0.442 (1, 5)		0-0 F7		0-0 1B	0-0 P4			0-0 G3-6-3 1B		4	0	2	0	0	0	4												
Chris Speier, R OBP: 0.345, SLG: 0.309 Dan Schatzeder, L OBP: 0.250, SLG: 0.250 (8, 1)		0-0 FC6-4 BB		0-0 F9	4-0 BB			0-0 G3-6-3		3	0	0	0	1	0	4												
Bryan Little, S OBP: 0.333, SLG: 0.322 (8, 6)		4-0 1B		0-0 SF8	0-0 F8			0-0 4-3		1	0	0	1	1	0	1												
Terry Crowley, L OBP: 0.563, SLG: 0.300 (9, FH)		1-2 BB		3-H K	0-3 K			0-0 4-3		1	0	0	0	0	0	0												
Charlie Lea, R OBP: 0.108, SLG: 0.083 Terry Francona, L OBP: 0.236, SLG: 0.271 (8, 7)		0-3 K		0-3 K	0-3 K			0-0 4-3		3	0	0	0	0	3	4												
<b>Inning Stats</b>	R: 1 E: 0 K: 0 S: 3	H: 1 LOB: 0 BB: 1 P: 7	R: 0 E: 0 K: 1 S: 6	H: 1 LOB: 2 BB: 1 P: 10	R: 0 E: 0 K: 1 S: 6	H: 1 LOB: 1 BB: 0 P: 6	R: 1 E: 0 K: 1 S: 6	H: 1 LOB: 3 BB: 2 P: 7	R: 0 E: 0 K: 1 S: 5	H: 0 LOB: 1 BB: 1 P: 9	R: 0 E: 0 K: 1 S: 5	H: 0 LOB: 0 BB: 0 P: 5	R: 0 E: 0 K: 0 S: 3	H: 1 LOB: 0 BB: 0 P: 3	R: 0 E: 0 K: 0 S: 3	H: 0 LOB: 0 BB: 0 P: 3	1B: 5 2B: 1 3B: 0 HR: 0	SF: 2 SAC: 0 DP: 2 HBP: 1	WP: 0 PB: 0 SB: 0 CS: 0	PA: 37								
<b>PITCHER</b>	IP	WLS	BF	H	R	ER	SO	BB	IBB	HBP	BLK	WP	HR	S	P	ERA	WHIP											
Chuck Rainey, R ERA: 4.07 Warren Brusstar, R ERA: 2.79	(1, 1)	5.0	W	25	5	2	2	3	4	1	1	0	0	0	25	46	3.60	1.800										
(6, 1)	4.0	S	12	1	0	0	2	0	0	0	0	0	0	16	16	0.00	0.250											

Montreal Expos @ Chicago Cubs  
Wrigley Field, Chicago, IL  
Sat Jul 02 1983, 3:33 AM CDT  
Att: 32,718 - Unknown - 82 F

AB	29
R	2
H	6
RBI	2
BB	5
SO	5
LOB	17



Batter	1	2	3	4	5	6	7	8	9	AB	R	H	RBI	BB	SO	LOB	BOTTOM										
Mel Hall, L OBP: 0.365, SLG: 0.427 (1, 8)	0-0 F8			0-0 BB SF8 2B	0-3 K		0-0 F7			4	1	1	0	0	1	2											
23 Ryne Sandberg, R OBP: 0.333, SLG: 0.407 (1, 4)	0-0 F9			4-0 SF8 K BB	0-0 1-2 2-H 1B			0-0 1B 2B		3	1	2	1	1	0	0											
Bill Buckner, L OBP: 0.293, SLG: 0.421 (1, 3)	0-0 F8			4-0 1-2 2-3 BB	0-0 F5			0-0 F8		3	0	0	0	1	0	3											
Leon Durham, L OBP: 0.425, SLG: 0.566 (1, 7)		0-0 3-1		0-0 SF8		0-0 F9		0-3 K		3	0	0	1	0	1	1											
Ron Cey, R OBP: 0.325, SLG: 0.412 (1, 5)		0-0 F7		0-3 K		0-0 F9		0-0 F9		4	0	1	1	0	1	2											
Keith Moreland, R OBP: 0.357, SLG: 0.483 (1, 9)		0-3 K		3-H K		0-0 P6		0-0 F8		4	1	1	0	0	1	1											
Jody Davis, R OBP: 0.298, SLG: 0.493 (1, 2)			0-0 6-3		0-0 E6 FC8-6			0-0 HR		3	1	1	1	0	0	1											
Larry Bowa, S OBP: 0.300, SLG: 0.341 (1, 6)			0-0 F9		0-0 FC8-6 23 1B			0-0 F7		3	1	0	1	0	0	1											
Chuck Rainey, R OBP: 0.194, SLG: 0.138 Warren Brusstar, R ERA: 1.63 (6, 1)			0-0 F9		0-0 E1 23 1B			0-3 K		2	0	0	0	0	0	1											
<b>Inning Stats</b>	R: 0 E: 0 K: 0 S: 3	H: 0 LOB: 0 BB: 0 P: 3	R: 0 E: 0 K: 1 S: 5	H: 0 LOB: 0 BB: 0 P: 5	R: 0 E: 0 K: 0 S: 3	H: 0 LOB: 0 BB: 0 P: 3	R: 1 E: 0 K: 1 S: 5	H: 1 LOB: 2 BB: 2 P: 13	R: 2 E: 2 K: 1 S: 9	H: 2 LOB: 2 BB: 0 P: 9	R: 0 E: 0 K: 0 S: 3	H: 0 LOB: 0 BB: 0 P: 3	R: 1 E: 0 K: 1 S: 6	H: 1 LOB: 0 BB: 0 P: 6	R: 1 E: 0 K: 1 S: 7	H: 2 LOB: 1 BB: 0 P: 7	1B: 3 2B: 2 3B: 0 HR: 1	SF: 1 SAC: 0 DP: 0 HBP: 0	WP: 0 PB: 0 SB: 0 CS: 0	PA: 33							
<b>PITCHER</b>	IP	WLS	BF	H	R	ER	SO	BB	IBB	HBP	BLK	WP	HR	S	P	ERA	WHIP										
Charlie Lea, R ERA: 2.82 Dan Schatzeder, L ERA: 1.63	(1, 1)	7.0	L	28	4	4	2	4	2	0	0	0	0	7	7	9.00	2.000										
(8, 1)	1.0		5	2	1	1	1	0	0	0	0	0	0	7	7	9.00	2.000										

Montreal Expos @ Chicago Cubs  
Wrigley Field, Chicago, IL  
Sat Jul 02 1983, 3:33 AM CDT  
Att: 32,718 - Unknown - 82 F

AB	30
R	5
H	6
RBI	5
BB	2
SO	5
LOB	12





Batter	1	2	3	4	5	6	7	8	9	AB	R	H	RBI	BB	SO	LOB	TOP					
Tim Raines, S OBP: 0.382, SLG: 0.418 (1, 7)										4	2	3	1	0	0	0	<b>Montreal Expos @ Chicago Cubs</b> Wrigley Field, Chicago, IL Sun Jul 03 1983, 3:33 AM CDT Att: 40,522 - Sunny - 82 F					
Chris Speier, R OBP: 0.348, SLG: 0.329 (1, 6)										3	2	1	1	1	0	1						
Andre Dawson, R OBP: 0.334, SLG: 0.573 (1, 8)										4	0	1	1	0	1	0						
Al Oliver, L OBP: 0.353, SLG: 0.435 (1, 3)										4	0	1	1	0	1	0						
Gary Carter, R OBP: 0.326, SLG: 0.420 (1, 2)										4	0	0	0	0	0	0						
Tim Lincecum, R OBP: 0.346, SLG: 0.446 (1, 5)										4	0	2	0	0	0	0						
Mike Vail, R OBP: 0.250, SLG: 0.333 (1, 9)										4	0	2	0	0	0	1						
Doug Flynn, R OBP: 0.235, SLG: 0.259 (1, 4)										3	0	0	0	0	0	3						
Terry Francona, L OBP: 0.234, SLG: 0.269 (9, PH)										1	0	0	0	0	1	0						
Bill Gullickson, R OBP: 0.279, SLG: 0.056 (6, 1)										2	0	0	0	0	0	0						
<b>Inning Stats</b>	R: 0 E: 0 K: 1 S: 5	H: 1 LOB: 0 BB: 0 P: 5	R: 0 E: 0 K: 0 S: 5	H: 2 LOB: 2 BB: 0 P: 5	R: 1 E: 0 K: 0 S: 4	H: 1 LOB: 0 BB: 0 P: 4	R: 0 E: 0 K: 0 S: 4	H: 1 LOB: 1 BB: 0 P: 4	R: 2 E: 0 K: 0 S: 5	H: 3 LOB: 1 BB: 1 P: 9	R: 0 E: 0 K: 0 S: 4	H: 1 LOB: 0 BB: 0 P: 4	R: 1 E: 0 K: 0 S: 4	H: 1 LOB: 0 BB: 0 P: 4	R: 0 E: 0 K: 1 S: 5	H: 0 LOB: 0 BB: 0 P: 5	R: 0 E: 0 K: 2 S: 7	H: 0 LOB: 0 BB: 0 P: 7	1B: 7 2B: 1 3B: 0 HR: 2	SF: 0 SAC: 0 DP: 0 HBP: 0	WP: 0 PB: 1 SB: 1 CS: 2	PA: 37
<b>PITCHER</b>	IP WLS BF H R ER SO BB IBB HBP BLK WP HR S P ERA WHIP																					
Steve Trout, L ERA: 4.1 (1, 1)	6.2 W 29 10 4 4 1 1 0 0 0 0 2 30 34 5.40 1.650																					
Mike Proly, R ERA: 3.47 (7, 1)	0.1 1 0 0 0 0 0 0 0 0 0 0 1 1 0.00 0.000																					
Bill Campbell, R ERA: 3.33 (8, 1)	2.0 S 6 0 0 0 0 3 0 0 0 0 0 0 12 12 0.00 0.000																					

**Montreal Expos @ Chicago Cubs**  
 Wrigley Field, Chicago, IL  
 Sun Jul 03 1983, 3:33 AM CDT  
 Att: 40,522 - Sunny - 82 F


AB	35
R	4
H	10
RBI	4
BB	1
SO	4
LOB	5



Batter	1	2	3	4	5	6	7	8	9	AB	R	H	RBI	BB	SO	LOB	BOTTOM			
Mel Hall, L OBP: 0.366, SLG: 0.430 (1, 8)										4	2	1	1	1	1	2	<b>Montreal Expos @ Chicago Cubs</b> Wrigley Field, Chicago, IL Sun Jul 03 1983, 3:33 AM CDT Att: 40,522 - Sunny - 82 F			
23 Ryne Sandberg, R OBP: 0.338, SLG: 0.410 (1, 4)										5	0	3	1	0	0	1				
Bill Buckner, L OBP: 0.294, SLG: 0.427 (1, 3)										5	1	2	1	0	0	3				
Leon Durham, L OBP: 0.431, SLG: 0.574 (1, 7)										3	1	2	1	1	1	2				
Ron Cey, R OBP: 0.321, SLG: 0.406 (1, 5)										4	0	0	0	0	1	5				
Keith Moreland, R OBP: 0.383, SLG: 0.500 (1, 9)										3	2	2	1	1	0	0				
Jody Davis, R OBP: 0.302, SLG: 0.498 (1, 2)										4	0	2	1	0	1	0				
Larry Bowa, S OBP: 0.295, SLG: 0.337 (1, 6)										4	1	0	1	0	0	3				
Steve Trout, L OBP: 0.250, SLG: 0.250 (1, 1)										2	0	2	0	0	0	0				
Mike Proly, R ERA: 3.47 (7, 1)										0	0	0	0	0	0	0				
Scot Thompson, L OBP: 0.226, SLG: 0.259 (7, PH)										1	0	0	0	0	0	2				
Bill Campbell, R ERA: 2.39 (8, 1)										0	0	0	0	0	0	0				
<b>Inning Stats</b>	R: 1 E: 0 K: 0 S: 5	H: 2 LOB: 1 BB: 0 P: 5	R: 0 E: 0 K: 1 S: 5	H: 0 LOB: 0 BB: 0 P: 5	R: 0 E: 0 K: 2 S: 9	H: 2 LOB: 2 BB: 0 P: 9	R: 1 E: 0 K: 0 S: 4	H: 1 LOB: 0 BB: 0 P: 4	R: 1 E: 0 K: 0 S: 5	H: 3 LOB: 2 BB: 1 P: 9	R: 3 E: 0 K: 0 S: 7	H: 4 LOB: 1 BB: 0 P: 7	R: 1 E: 0 K: 1 S: 7	H: 2 LOB: 2 BB: 1 P: 11	R: 0 E: 0 K: 0 S: 2	H: 0 LOB: 0 BB: 1 P: 6	1B: 7 2B: 7 3B: 0 HR: 1	SF: 1 SAC: 1 DP: 1 HBP: 0	WP: 0 PB: 0 SB: 0 CS: 1	PA: 39
<b>PITCHER</b>	IP WLS BF H R ER SO BB IBB HBP BLK WP HR S P ERA WHIP																			
Bill Gullickson, R ERA: 4.3 (1, 1)	5.2 L 28 11 6 6 3 0 0 0 0 0 0 1 1 9.53 1.941																			
Ray Burris, R ERA: 2.28 (6, 1)	0.0 1 1 0 0 0 0 0 0 0 0 0 1 1 0.00 0.000																			
Chris Welsh, L ERA: 5.19 (6, 1)	0.1 1 0 0 0 0 0 0 0 0 0 0 1 1 0.00 0.000																			
Bryn Smith, R ERA: 2.39 (7, 1)	2.0 9 2 1 1 1 2 0 0 0 0 0 0 9 17 4.50 2.000																			

**Montreal Expos @ Chicago Cubs**  
 Wrigley Field, Chicago, IL  
 Sun Jul 03 1983, 3:33 AM CDT  
 Att: 40,522 - Sunny - 82 F

AB	35
R	7
H	14
RBI	7
BB	3
SO	4
LOB	18





Batter	1	2	3	4	5	6	7	8	9	AB	R	H	RBI	BB	SO	LOB	TOP						
<b>Tim Raines, S</b> <small>OBP: 0.379, SLG: 0.414</small> (1, 7)											5	0	1	0	0	1	3	<b>Montreal Expos @ Chicago Cubs</b> Wrigley Field, Chicago, IL Mon Jul 04 1983, 3:33 AM CDT Overcast - 72 F					
<b>Warren Cromartie, L</b> <small>OBP: 0.351, SLG: 0.350</small> (1, 9)											4	1	1	1	1	1	3						
<b>Andre Dawson, R</b> <small>OBP: 0.338, SLG: 0.597</small> (1, 8)											5	2	3	2	0	1	1						
<b>Al Oliver, L</b> <small>OBP: 0.355, SLG: 0.438</small> <b>Terry Francona, L</b> <small>OBP: 0.232, SLG: 0.266</small> (7, 3)											3	1	1	0	1	1	0						
<b>Gary Carter, R</b> <small>OBP: 0.328, SLG: 0.433</small> (1, 2)											4	1	2	3	0	0	0						
<b>Tim Lincecum, R</b> <small>OBP: 0.347, SLG: 0.451</small> (1, 5)											4	0	1	0	1	1	3						
<b>Chris Speier, R</b> <small>OBP: 0.346, SLG: 0.327</small> (1, 6)											4	0	1	0	0	1	4						
<b>Bryan Little, S</b> <small>OBP: 0.336, SLG: 0.322</small> (1, 4)											3	1	1	0	1	0	1						
<b>Steve Rogers, R</b> <small>OBP: 0.159, SLG: 0.140</small> <b>Dan Schatzeder, L</b> <small>OBP: 0.250, SLG: 0.250</small> (7, 1)											1	0	1	0	0	0	0						
<b>Inning Stats</b>	R: 3 E: 0 K: 1 S: 9	H: 4 LOB: 1 BB: 0 P: 9	R: 0 E: 0 K: 0 S: 4	H: 2 LOB: 1 BB: 0 P: 4	R: 1 E: 0 K: 1 S: 6	H: 1 LOB: 0 BB: 0 P: 6	R: 0 E: 0 K: 0 S: 4	H: 1 LOB: 2 BB: 2 P: 14	R: 1 E: 0 K: 2 S: 9	H: 2 LOB: 1 BB: 0 P: 9	R: 0 E: 0 K: 1 S: 5	H: 0 LOB: 1 BB: 1 P: 9	R: 0 E: 0 K: 0 S: 3	H: 0 LOB: 1 BB: 1 P: 7	R: 0 E: 0 K: 0 S: 4	H: 1 LOB: 1 BB: 0 P: 4	1B: 6 2B: 2 HR: 3		SF: 1 SAC: 3 HBP: 0	WP: 0 PA: 42 FB: 1 SB: 0 CS: 0			
<b>PITCHER</b>	IP WLS BF H R ER SO BB IBB HBP BLK WP HR S P ERA WHIP																						
<b>Dick Ruthven, R</b> <small>ERA: 4.12</small> (1, 1)	4.0	L	21	9	5	5	2	1	0	0	0	0	0	0	0	0	0	3	24	28	11.25	2.500	
<b>Mike Proby, R</b> <small>ERA: 3.4</small> (5, 1)	1.0		4	0	0	0	1	0	1	0	0	0	0	0	0	0	0	0	5	9	0.00	0.000	
<b>Craig Lefferts, L</b> <small>ERA: 3.44</small> (6, 1)	2.0		9	2	1	1	3	1	0	0	0	0	0	0	0	0	0	0	14	18	4.50	1.500	
<b>Warren Brusstar, R</b> <small>ERA: 2.72</small> (8, 1)	1.0		4	0	0	0	0	1	0	0	0	0	0	0	0	0	0	0	3	7	0.00	1.000	
<b>Bill Campbell, R</b> <small>ERA: 2.29</small> (9, 1)	1.0		4	1	0	0	0	0	0	0	0	0	0	0	0	0	0	0	4	4	0.00	1.000	
<b>Batter</b>	1	2	3	4	5	6	7	8	9	AB	R	H	RBI	BB	SO	LOB	BOTTOM						
<b>Mel Hall, L</b> <small>OBP: 0.361, SLG: 0.421</small> (1, 8)											5	0	1	0	0	1	2	<b>Montreal Expos @ Chicago Cubs</b> Wrigley Field, Chicago, IL Mon Jul 04 1983, 3:33 AM CDT Overcast - 72 F					
<b>23 Ryne Sandberg, R</b> <small>OBP: 0.342, SLG: 0.414</small> (1, 4)											5	1	3	0	0	0	2						
<b>Bill Buckner, L</b> <small>OBP: 0.293, SLG: 0.423</small> (1, 3)											5	0	1	0	0	0	4						
<b>Leon Durham, L</b> <small>OBP: 0.430, SLG: 0.575</small> (1, 7)											5	1	2	0	0	1	3						
<b>Ron Cey, R</b> <small>OBP: 0.320, SLG: 0.401</small> (1, 5)											3	0	0	0	0	1	2						
<b>Keith Moreland, R</b> <small>OBP: 0.385, SLG: 0.502</small> (1, 9)											3	0	2	1	0	0	0						
<b>Jody Davis, R</b> <small>OBP: 0.297, SLG: 0.489</small> (1, 2)											4	0	0	0	0	1	5						
<b>Larry Bowa, S</b> <small>OBP: 0.298, SLG: 0.340</small> (1, 6)											4	1	2	1	0	0	1						
<b>Dick Ruthven, R</b> <small>ERA: 3.79, SLG: 0.226</small> (1, 1)	6.2	W	29	9	2	2	0	0	0	0	0	0	0	0	0	0	0		0	28	29	2.70	1.350
<b>Mike Proby, R</b> <small>ERA: 3.4</small> (5, 1)	1.0		4	0	0	0	1	0	1	0	0	0	0	0	0	0	0		0	5	9	0.00	0.000
<b>Jerry Morales, R</b> <small>OBP: 0.226, SLG: 0.271</small> (5, 1)	1.0		4	0	0	0	0	0	0	0	0	0	0	0	0	0	0	0	4	4	0.00	1.000	
<b>Craig Lefferts, L</b> <small>OBP: 0.342, SLG: 0.414</small> (1, 4)	2.0		9	2	1	1	3	1	0	0	0	0	0	0	0	0	0	0	14	18	4.50	1.500	
<b>Scott Thompson, L</b> <small>OBP: 0.254, SLG: 0.254</small> (7, 1)	1.0		4	0	0	0	0	1	0	0	0	0	0	0	0	0	0	0	3	7	0.00	1.000	
<b>Warren Brusstar, R</b> <small>ERA: 2.72</small> (8, 1)	1.0		4	1	0	0	0	0	0	0	0	0	0	0	0	0	0	0	4	4	0.00	1.000	
<b>Gary Woods, R</b> <small>OBP: 0.367</small> (8, 1)	1.0		4	1	0	0	0	0	0	0	0	0	0	0	0	0	0	0	4	4	0.00	1.000	
<b>Bill Campbell, R</b> <small>ERA: 2.29</small> (9, 1)	1.0		4	1	0	0	0	0	0	0	0	0	0	0	0	0	0	0	4	4	0.00	1.000	
<b>Inning Stats</b>	R: 0 E: 0 K: 0 S: 3	H: 0 LOB: 0 BB: 0 P: 3	R: 0 E: 0 K: 0 S: 3	H: 0 LOB: 0 BB: 0 P: 3	R: 0 E: 0 K: 0 S: 4	H: 1 LOB: 1 BB: 0 P: 4	R: 0 E: 1 K: 0 S: 4	H: 2 LOB: 1 BB: 0 P: 4	R: 1 E: 0 K: 0 S: 5	H: 2 LOB: 2 BB: 0 P: 6	R: 0 E: 0 K: 2 S: 10	H: 3 LOB: 2 BB: 0 P: 10	R: 0 E: 0 K: 2 S: 8	H: 1 LOB: 1 BB: 0 P: 8	R: 0 E: 0 K: 0 S: 0	H: 1 LOB: 1 BB: 0 P: 4	1B: 11 2B: 3 HR: 0	SF: 1 SAC: 0 HBP: 1	WP: 0 PA: 40 FB: 0 SB: 0 CS: 0				
<b>PITCHER</b>	IP WLS BF H R ER SO BB IBB HBP BLK WP HR S P ERA WHIP																						
<b>Steve Rogers, R</b> <small>ERA: 2.77</small> (1, 1)	6.2	W	29	9	2	2	0	0	0	0	0	0	0	0	0	0	0	0	28	29	2.70	1.350	
<b>Dan Schatzeder, L</b> <small>ERA: 1.79</small> (7, 1)	2.1	S	11	4	1	1	4	0	0	0	0	0	0	0	0	0	0	0	19	19	3.86	1.714	



Batter	1	2	3	4	5	6	7	8	9	AB	R	H	RBI	BB	SO	LOB	TOP										
Tim Raines, S OBP: 0.376, SLG: 0.417 (1, 7)										5	1	1	0	0	1	2											
Bryan Little, S OBP: 0.339, SLG: 0.332 (1, 6)										3	1	1	1	1	1	0											
Andre Dawson, R OBP: 0.334, SLG: 0.591 (1, 8)										3	0	0	1	0	0	1											
Al Oliver, L OBP: 0.356, SLG: 0.438 Terry Francona, L OBP: 0.232, SLG: 0.266 (1, 3)										4	0	2	0	0	0	0											
Gary Carter, R OBP: 0.333, SLG: 0.445 (1, 2)										2	1	1	1	1	0	1											
Tim Lincecum, R OBP: 0.346, SLG: 0.446 (1, 5)										3	1	0	0	1	1	3											
Warren Cromartie, L OBP: 0.359, SLG: 0.388 (1, 9)										1	0	0	0	3	0	1											
Doug Flynn, R OBP: 0.230, SLG: 0.254 (1, 4)										4	0	0	0	0	2	4											
Scott Sanderson, R OBP: 0.182, SLG: 0.273 Ray Burris, R OBP: 0.350, SLG: 0.450 Dan Schatzeder, L OBP: 0.250, SLG: 0.250 Jeff Reardon, R OBP: 0.143, SLG: 0.143 (1, 1)										3	0	1	1	0	0	1											
<b>Inning Stats</b>	R: 2 E: 0 K: 0 S: 5	H: 2 LOB: 1 BB: 0 P: 6	R: 0 E: 0 K: 1 S: 5	H: 0 LOB: 1 BB: 1 P: 9	R: 0 E: 0 K: 0 S: 4	H: 1 LOB: 1 BB: 0 P: 4	R: 1 E: 0 K: 1 S: 5	H: 1 LOB: 2 BB: 1 P: 13	R: 0 E: 0 K: 0 S: 3	H: 0 LOB: 0 BB: 0 P: 3	R: 1 E: 0 K: 1 S: 5	H: 1 LOB: 1 BB: 1 P: 9	R: 0 E: 0 K: 0 S: 3	H: 1 LOB: 1 BB: 1 P: 7	R: 0 E: 0 K: 0 S: 3	H: 0 LOB: 0 BB: 0 P: 3	1B: 3 2B: 1 3B: 2 HR: 1	SF: 1 SAC: 0 DP: 3 HBP: 1	WP: 0 PB: 0 SB: 1 CS: 1	PA: 37							
<b>PITCHER</b>	IP	WLS	BF	H	R	ER	SO	BB	IBB	HBP	BLK	WP	HR	S	P	ERA	WHIP										
Fergie Jenkins, R ERA: 4.01 Mike Proly, R ERA: 3.29 Warren Brusstar, R ERA: 2.66 Bill Campbell, R ERA: 3.23	5.1	L	25	5	4	4	3	4	0	1	0	0	1	26	43	6.75	1.688										

**Montreal Expos @ Chicago Cubs**  
Wrigley Field, Chicago, IL  
Mon Jul 04 1983, 3:38 AM CDT  
Att: 39,394 - Sunny - 74 F

AB	29
R	4
H	6
RBI	4
BB	6
SO	4
LOB	13



Batter	1	2	3	4	5	6	7	8	9	AB	R	H	RBI	BB	SO	LOB	BOTTOM										
Mel Hall, L OBP: 0.351, SLG: 0.409 (1, 8)										4	0	0	0	2	0												
23 Ryne Sandberg, R OBP: 0.337, SLG: 0.408 (1, 4)										4	0	0	0	0	0												
Bill Buckner, L OBP: 0.298, SLG: 0.443 (1, 3)										4	2	3	1	0	0												
Leon Durham, L OBP: 0.431, SLG: 0.571 (1, 7)										3	0	1	0	1	1												
Ron Cey, R OBP: 0.322, SLG: 0.399 Gary Woods, R OBP: 0.319, SLG: 0.367 (1, 5)										2	0	0	0	2	1												
Keith Moreland, R OBP: 0.380, SLG: 0.494 (1, 9)										4	0	0	0	0	3	6											
Larry Bowa, S OBP: 0.298, SLG: 0.336 (1, 6)										3	0	0	1	1	1												
Steve Lake, R OBP: 0.345, SLG: 0.472 Scott Thompson, L OBP: 0.221, SLG: 0.253 Jody Davis, R OBP: 0.296, SLG: 0.487 (1, 2)										2	0	0	0	0	0												
Fergie Jenkins, R OBP: 0.270, SLG: 0.324 Mike Proly, R Warren Brusstar, R Jay Johnstone, L OBP: 0.375, SLG: 0.467 Bill Campbell, R (1, 1)										2	0	0	0	0	0												
<b>Inning Stats</b>	R: 0 E: 0 K: 1 S: 5	H: 0 LOB: 0 BB: 0 P: 5	R: 0 E: 0 K: 3 S: 10	H: 1 LOB: 0 BB: 0 P: 10	R: 0 E: 0 K: 0 S: 3	H: 0 LOB: 0 BB: 0 P: 3	R: 0 E: 0 K: 0 S: 4	H: 1 LOB: 2 BB: 1 P: 8	R: 0 E: 0 K: 0 S: 3	H: 0 LOB: 0 BB: 0 P: 3	R: 1 E: 0 K: 1 S: 6	H: 1 LOB: 0 BB: 0 P: 6	R: 0 E: 0 K: 1 S: 5	H: 0 LOB: 0 BB: 0 P: 5	R: 0 E: 0 K: 2 S: 7	H: 0 LOB: 0 BB: 0 P: 7	R: 1 E: 0 K: 2 S: 8	H: 1 LOB: 3 BB: 3 P: 20	1B: 2 2B: 0 3B: 1 HR: 1	SF: 0 SAC: 0 DP: 0 HBP: 0	WP: 0 PB: 0 SB: 0 CS: 0	PA: 35					
<b>PITCHER</b>	IP	WLS	BF	H	R	ER	SO	BB	IBB	HBP	BLK	WP	HR	S	P	ERA	WHIP										
Scott Sanderson, R ERA: 4.64 Ray Burris, R ERA: 2.33 Dan Schatzeder, L ERA: 1.76 Jeff Reardon, R ERA: 3.14	6.0	W	22	3	1	1	5	1	0	0	0	0	0	14	35	1.50	0.667										

**Montreal Expos @ Chicago Cubs**  
Wrigley Field, Chicago, IL  
Mon Jul 04 1983, 3:38 AM CDT  
Att: 39,394 - Sunny - 74 F

AB	31
R	2
H	4
RBI	2
BB	4
SO	10
LOB	12





Batter	1	2	3	4	5	6	7	8	9	AB	R	H	RBI	BB	SO	LOB	TOP												
<b>Brett Butler, L</b> OBP: 0.332, SLG: 0.387 (1, 7)	F9	F9					F4-3 BLK		1-3	5	1	2	1	0	0	1	<b>Atlanta Braves @ Montreal Expos</b> Olympic Stadium, Montreal, QB Fri Jul 08 1983, 7:05 PM EDT Att: 30,151 - Unknown  livebaseballscores.com												
<b>Rafael Ramirez, R</b> OBP: 0.339, SLG: 0.349 (1, 6)			3-1	F3			F4-3			4	0	1	0	0	0	3													
<b>Claudell Washington, L</b> OBP: 0.326, SLG: 0.419 (1, 9)	K		F7		3-1		F8			4	0	0	0	0	1	1													
<b>Dale Murphy, R</b> OBP: 0.411, SLG: 0.584 (1, 8)	F8		F8		F9			K		4	0	0	0	0	1	1													
<b>Bob Horner, R</b> OBP: 0.380, SLG: 0.514 (1, 5)		HR		2B	F8			F4-3		3	2	1	0	1	0	0													
<b>Chris Chambliss, L</b> OBP: 0.369, SLG: 0.476 (1, 3)		HR		FC1-5		F8		HR		4	2	3	4	0	0	0													
<b>Glenn Hubbard, R</b> OBP: 0.366, SLG: 0.432 (1, 4)				6-3		F8		F9		4	0	1	0	0	0	1													
<b>Bruce Benedict, R</b> OBP: 0.358, SLG: 0.330 (1, 2)		1-3		FC1-5		3-1			K	4	1	1	0	0	1	1													
<b>Craig McMurtry, R</b> OBP: 0.122, SLG: 0.077 <b>Steve Bedrosian, R</b> (8, 1)	F1			FC1-5			F4-3		5-3	3	0	0	0	0	0	3													
<b>Inning Stats</b>	R: 0 E: 0 K: 1 S: 6	H: 1 LOB: 1 BB: 0 P: 6	R: 2 E: 0 K: 0 S: 6	H: 3 LOB: 1 BB: 0 P: 6	R: 0 E: 0 K: 0 S: 3	H: 0 LOB: 0 BB: 0 P: 3	R: 2 E: 0 K: 0 S: 6	H: 3 LOB: 2 BB: 1 P: 10	R: 0 E: 0 K: 0 S: 3	H: 0 LOB: 0 BB: 0 P: 3	R: 1 E: 0 K: 0 S: 4	H: 1 LOB: 0 BB: 0 P: 4	R: 1 E: 0 K: 1 S: 6	H: 1 LOB: 0 BB: 0 P: 6	R: 0 E: 0 K: 1 S: 5	H: 0 LOB: 0 BB: 0 P: 5		1B: 4 2B: 3 3B: 0 HR: 2	SF: 0 SAC: 0 DP: 0 HBP: 0	WP: 0 PB: 0 SB: 2 CS: 0	PA: 37								
<b>PITCHER</b>	IP	WLS	BF	H	R	ER	SO	BB	IBB	HBP	BLK	WP	HR	S	P	ERA	WHIP												
<b>Charlie Lea, R</b> ERA: 3.04 <b>Bryn Smith, R</b> ERA: 2.47	(1, 1)	7.0	L	30	8	5	5	1	1	0	0	0	0	0	1	31	35	6.43	1.286										

Batter	1	2	3	4	5	6	7	8	9	AB	R	H	RBI	BB	SO	LOB	BOTTOM											
<b>Tim Raines, S</b> OBP: 0.377, SLG: 0.420 (1, 7)	6-3		4-3		4-3		F7		FC1-2	5	1	2	1	0	0	0	<b>Atlanta Braves @ Montreal Expos</b> Olympic Stadium, Montreal, QB Fri Jul 08 1983, 7:05 PM EDT Att: 30,151 - Unknown  livebaseballscores.com											
<b>Bryan Little, S</b> OBP: 0.344, SLG: 0.329 (1, 6)			5-3		4-3				FC1-2	2	1	0	0	3	0	1												
<b>Andre Dawson, R</b> OBP: 0.332, SLG: 0.585 (1, 8)	G1-4-3		F7		1-3				FC1-2	5	0	1	0	0	0	5												
<b>Al Oliver, L</b> OBP: 0.360, SLG: 0.444 (1, 3)		1B		4-3		F8				5	1	3	2	0	0	0												
<b>Tim Wallach, R</b> OBP: 0.343, SLG: 0.442 (1, 5)		F9				4-3		K	F9	5	0	1	0	0	1	6												
<b>Warren Cromartie, L</b> OBP: 0.352, SLG: 0.361 (1, 9)		K		F7		F8		F4		4	0	0	0	0	1	5												
<b>Bobby Ramos, R</b> OBP: 0.471, SLG: 0.500 <b>Terry Crowley, L</b> OBP: 0.500, SLG: 0.250 <b>Tom Wiegand, R</b> (9, 2)				F9			F9		F8	2	0	0	0	1	0	1												
<b>Doug Flynn, R</b> OBP: 0.240, SLG: 0.272 (1, 4)									K	4	2	3	1	0	1	0												
<b>Charlie Lea, R</b> OBP: 0.103, SLG: 0.079 <b>Terry Francona, L</b> OBP: 0.230, SLG: 0.264 <b>Bryn Smith, R</b> OBP: 0.250, SLG: 0.250 <b>Jerry White, S</b> OBP: 0.357, SLG: 0.129 (8, PH)		4-3					1-4-3		FC1-2	2	0	0	0	0	1	3												
<b>Inning Stats</b>	R: 0 E: 0 K: 0 S: 2	H: 0 LOB: 0 BB: 1 P: 6	R: 1 E: 0 K: 1 S: 7	H: 2 LOB: 2 BB: 1 P: 11	R: 0 E: 0 K: 0 S: 3	H: 0 LOB: 0 BB: 0 P: 3	R: 0 E: 0 K: 0 S: 4	H: 1 LOB: 1 BB: 0 P: 4	R: 1 E: 0 K: 1 S: 7	H: 2 LOB: 1 BB: 0 P: 7	R: 0 E: 0 K: 0 S: 3	H: 0 LOB: 0 BB: 0 P: 3	R: 1 E: 0 K: 0 S: 4	H: 1 LOB: 0 BB: 0 P: 4	R: 0 E: 0 K: 1 S: 7	H: 2 LOB: 3 BB: 1 P: 11		R: 2 E: 0 K: 1 S: 7	H: 2 LOB: 2 BB: 2 P: 15	1B: 7 2B: 2 3B: 1 HR: 0	SF: 0 SAC: 0 DP: 1 HBP: 0	WP: 0 PB: 0 SB: 0 CS: 0	PA: 41					
<b>PITCHER</b>	IP	WLS	BF	H	R	ER	SO	BB	IBB	HBP	BLK	WP	HR	S	P	ERA	WHIP											
<b>Craig McMurtry, R</b> ERA: 3.0 <b>Steve Bedrosian, R</b> ERA: 2.89	(1, 1)	7.0	W	29	4	2	2	2	2	0	0	0	0	0	14	22	9.00	3.000										





Batter	1	2	3	4	5	6	7	8	9	10	AB	R	H	RBI	BB	SO	LOB	TOP				
<b>Brett Butler, L</b> OBP: 0.332, SLG: 0.386 (1, 9)											6	1	2	0	0	1	1					
<b>Rafael Ramirez, R</b> OBP: 0.345, SLG: 0.353 (1, 6)											5	2	3	2	1	0	0					
<b>Chris Chambliss, L</b> OBP: 0.372, SLG: 0.472 (1, 3)											4	0	1	0	2	1	4					
<b>Dale Murphy, R</b> OBP: 0.413, SLG: 0.584 (1, 8)											5	1	3	3	0	0	2					
<b>Bob Horner, R</b> OBP: 0.351, SLG: 0.512 (1, 5)											5	1	2	0	0	1	3					
<b>Mike Jorgensen, L</b> OBP: 0.268, SLG: 0.351 (1, 7)											5	0	0	0	0	0	5					
<b>Glenn Hubbard, R</b> OBP: 0.360, SLG: 0.425 (1, 4)											4	1	0	1	0	0	2					
<b>Biff Pocoroba, S</b> OBP: 0.333, SLG: 0.440 (1, 2)											5	1	3	1	0	0	0					
<b>Pascual Perez, R</b> OBP: 0.140, SLG: 0.140 (7, 9)											2	0	0	0	0	2	1					
<b>Jerry Royster, L</b> OBP: 0.140, SLG: 0.140 (7, 9)											1	0	0	0	0	0	0					
<b>Rick Camp, R</b> OBP: 0.140, SLG: 0.140 (7, 1)											0	0	0	0	0	0	0					
<b>Bob Watson, R</b> OBP: 0.140, SLG: 0.140 (8, 9)											1	0	0	0	0	0	1					
<b>Donnie Moore, L</b> OBP: 0.140, SLG: 0.140 (8, 1)											1	1	1	1	0	0	0					
<b>Terry Forster, L</b> OBP: 0.140, SLG: 0.140 (8, 1)											0	0	0	0	0	0	0					
<b>Randy Johnson, R</b> OBP: 0.140, SLG: 0.140 (10, 9)											1	1	1	1	0	0	0					
<b>Steve Bedrosian, R</b> OBP: 0.140, SLG: 0.140 (10, 1)											0	0	0	0	0	0	0					
<b>Inning Stats</b>	R: 2 E: 0 K: 0 S: 6	H: 3 LOB: 2 BB: 1 P: 10	R: 0 E: 0 K: 1 S: 5	H: 0 LOB: 0 BB: 0 P: 5	R: 1 E: 0 K: 1 S: 7	H: 3 LOB: 1 BB: 0 P: 7	R: 0 E: 0 K: 1 S: 5	H: 0 LOB: 1 BB: 1 P: 9	R: 0 E: 0 K: 0 S: 3	H: 0 LOB: 0 BB: 0 P: 3	R: 0 E: 0 K: 0 S: 3	H: 0 LOB: 1 BB: 1 P: 7	R: 2 E: 0 K: 0 S: 6	H: 3 LOB: 1 BB: 0 P: 6	R: 0 E: 0 K: 1 S: 6	H: 1 LOB: 1 BB: 0 P: 6	R: 3 E: 1 K: 0 S: 8	H: 4 LOB: 2 BB: 0 P: 8	1B: 15 2B: 0 3B: 0 HR: 0	SF: 1 SAC: 0 DP: 0 HBP: 0	WP: 1 PB: 0 SB: 2 CS: 0	PA: 48
<b>PITCHER</b>	IP WLS BF H R ER SO BB IBB HBP BLK WP HR S P ERA WHIP	7.0 32 9 5 5 4 3 0 0 0 0 1 0 37 49 6.43 1.714	2.0 8 2 0 0 1 0 0 0 0 0 0 0 10 10 0.00 1.000	0.2 5 2 3 0 0 0 0 0 0 0 0 5 5 0.00 3.000	0.1 3 2 0 0 0 0 0 0 0 0 0 3 3 0.00 6.000	<b>PITCHER</b>																

Atlanta Braves @ Montreal Expos  
Olympic Stadium, Montreal, QB  
Sat Jul 09 1983, 7:05 PM EDT  
Att: 31,846 - Unknown

AB 44  
R 8  
H 15  
RBI 8  
BB 3  
SO 5  
LOB 19



Batter	1	2	3	4	5	6	7	8	9	10	AB	R	H	RBI	BB	SO	LOB	BOTTOM				
<b>Tim Raines, S</b> OBP: 0.374, SLG: 0.420 (1, 7)											5	0	1	0	0	0	1					
<b>Bryan Little, S</b> OBP: 0.337, SLG: 0.321 (1, 6)											5	0	0	0	0	0	2					
<b>Andre Dawson, R</b> OBP: 0.336, SLG: 0.584 (1, 8)											4	2	2	0	1	0	0					
<b>Al Oliver, L</b> OBP: 0.367, SLG: 0.456 (1, 3)											5	1	4	1	0	0	0					
<b>Tim Wallach, R</b> OBP: 0.341, SLG: 0.436 (1, 5)											4	0	0	0	1	0	4					
<b>Warren Cromartie, L</b> OBP: 0.361, SLG: 0.395 (1, 9)											5	1	4	2	0	0	1					
<b>Bobby Ramos, R</b> OBP: 0.462, SLG: 0.452 (1, 2)											3	0	0	0	2	1	4					
<b>Doug Flynn, R</b> OBP: 0.240, SLG: 0.272 (1, 4)											4	1	1	1	0	1	3					
<b>Steve Rogers, R</b> OBP: 0.174, SLG: 0.156 (8, 1)											2	0	1	0	0	0	0					
<b>Jeff Reardon, L</b> OBP: 0.174, SLG: 0.156 (8, 1)											0	0	0	0	0	0	0					
<b>Terry Crowley, L</b> OBP: 0.174, SLG: 0.156 (8, 9)											0	0	0	0	0	0	0					
<b>Jim Wightford, R</b> OBP: 0.174, SLG: 0.156 (8, 9)											1	0	0	0	0	0	0					
<b>Jim Wightford, R</b> OBP: 0.174, SLG: 0.156 (8, 9)											0	0	0	0	0	0	0					
<b>Bryn Smith, R</b> OBP: 0.174, SLG: 0.156 (10, 1)											0	0	0	0	0	0	0					
<b>Dan Schatzeder, R</b> OBP: 0.174, SLG: 0.156 (10, 1)											0	0	0	0	0	0	0					
<b>Inning Stats</b>	R: 2 E: 0 K: 0 S: 6	H: 3 LOB: 2 BB: 1 P: 10	R: 0 E: 0 K: 0 S: 3	H: 1 LOB: 0 BB: 0 P: 3	R: 0 E: 0 K: 0 S: 4	H: 1 LOB: 1 BB: 0 P: 4	R: 2 E: 1 K: 0 S: 6	H: 2 LOB: 1 BB: 0 P: 6	R: 0 E: 0 K: 0 S: 3	H: 0 LOB: 0 BB: 0 P: 3	R: 0 E: 0 K: 0 S: 2	H: 0 LOB: 0 BB: 1 P: 6	R: 1 E: 0 K: 1 S: 7	H: 3 LOB: 2 BB: 1 P: 11	R: 0 E: 0 K: 0 S: 3	H: 1 LOB: 1 BB: 0 P: 7	R: 0 E: 0 K: 1 S: 6	H: 1 LOB: 1 BB: 0 P: 6	1B: 9 2B: 4 3B: 0 HR: 0	SF: 0 SAC: 1 DP: 3 HBP: 0	WP: 0 PB: 0 SB: 3 CS: 1	PA: 44
<b>PITCHER</b>	IP WLS BF H R ER SO BB IBB HBP BLK WP HR S P ERA WHIP	6.0 32 8 4 3 0 2 0 0 0 0 0 0 24 32 4.50 1.667	1.0 3 0 0 0 0 0 0 0 0 0 0 0 3 3 0.00 0.000	1.0 6 3 1 1 1 1 0 0 0 0 0 0 7 11 9.00 4.000	1.0 4 1 0 0 0 0 1 0 0 0 0 0 3 7 0.00 1.000	1.0 S 4 1 0 0 1 0 0 0 0 0 6 6 0.00 1.000	<b>PITCHER</b>															

Atlanta Braves @ Montreal Expos  
Olympic Stadium, Montreal, QB  
Sat Jul 09 1983, 7:05 PM EDT  
Att: 31,846 - Unknown

AB 38  
R 5  
H 13  
RBI 4  
BB 4  
SO 2  
LOB 15





Batter	1	2	3	4	5	6	7	8	9	AB	R	H	RBI	BB	SO	LOB	TOP				
<b>Brett Butler, L</b> OBP: 0.343, SLG: 0.404 (1, 7)										6	2	5	0	0	0	1	<b>Atlanta Braves @ Montreal Expos</b> Olympic Stadium, Montreal, QB Sun Jul 10 1983, 3:33 AM EDT Att: 47,191 - Unknown				
<b>Rafael Ramirez, R</b> OBP: 0.342, SLG: 0.350 (1, 6)										5	1	1	1	0	0	5					
<b>Claudell Washington, L</b> OBP: 0.259, SLG: 0.416 (8, PH)										4	0	1	0	0	1	2					
<b>Bob Watson, R</b> OBP: 0.452, SLG: 0.563 (8, PH)										1	0	1	1	0	0	0					
<b>Ken Davery, L</b> OBP: 0.250, SLG: 0.100 (8, PH)										0	0	0	0	0	0	0					
<b>Donnie Moore, L</b> OBP: 0.250, SLG: 0.250 (8, 1)										0	0	0	0	0	0	0					
<b>Terry Forster, L</b> OBP: 1.000, SLG: 1.333 (8, 1)										0	0	0	0	0	0	0					
<b>Dale Murphy, R</b> OBP: 0.416, SLG: 0.582 (1, 8)										3	1	1	0	2	0	2					
<b>Bob Horner, R</b> OBP: 0.384, SLG: 0.524 (1, 5)										2	1	1	2	2	0	1					
<b>Chris Chambliss, L</b> OBP: 0.369, SLG: 0.471 (1, 3)										5	0	1	1	0	1	7					
<b>Glenn Hubbard, R</b> OBP: 0.354, SLG: 0.418 (1, 4)										5	0	0	0	0	0	3					
<b>Biff Pocoroba, S</b> OBP: 0.351, SLG: 0.431 (8, PH)										1	0	0	0	2	0	0					
<b>Jerry Royster, R</b> OBP: 0.331, SLG: 0.331 (8, 7)										2	0	0	0	0	1	0					
<b>Phil Niekro, R</b> OBP: 0.206, SLG: 0.188 (8, PH)										2	0	0	0	0	2	3					
<b>Terry Harmon, R</b> OBP: 0.258, SLG: 0.414 (8, 1)										0	0	0	0	1	0	0					
<b>Rick Camp, R</b> OBP: 0.262, SLG: 0.099 (8, PH)										0	0	0	0	0	0	0					
<b>Randy Johnson, R</b> OBP: 0.262, SLG: 0.099 (8, PH)										0	1	0	0	1	0	0					
<b>Larry Owen, R</b> OBP: 0.082, SLG: 0.082 (8, 2)										0	0	0	0	0	0	0					
<b>Mike Jorgensen, L</b> OBP: 0.206, SLG: 0.203 (8, PH)										0	0	0	0	1	0	0					
<b>Inning Stats</b>	R: 0 E: 0 K: 0 S: 3	H: 1 LOB: 0 BB: 0 P: 3	R: 1 E: 0 K: 1 S: 7	H: 2 LOB: 2 BB: 1 P: 11	R: 0 E: 0 K: 1 S: 6	H: 1 LOB: 1 BB: 0 P: 6	R: 1 E: 0 K: 1 S: 6	H: 1 LOB: 1 BB: 1 P: 10	R: 1 E: 0 K: 0 S: 4	H: 1 LOB: 2 BB: 2 P: 8	R: 0 E: 0 K: 1 S: 6	H: 1 LOB: 2 BB: 1 P: 10	R: 3 E: 0 K: 0 S: 6	H: 3 LOB: 3 BB: 2 P: 14	R: 0 E: 0 K: 1 S: 5	H: 0 LOB: 1 BB: 1 P: 9	1B: 7 2B: 2 3B: 1 HR: 1	SF: 1 SAC: 0 DP: 0 HBP: 0	WP: 0 PB: 1 SB: 2 CS: 1	PA: 46	
<b>PITCHER</b>	IP	WLS	BF	H	R	ER	SO	BB	IBB	HBP	BLK	WP	HR	S	P	ERA	WHIP				
<b>Bill Gullickson, R</b> ERA: 4.36 (1, 1)	4.2		23	6	3	3	3	3	1	0	1	0	1	25	41	5.79	1.929				
<b>Dan Schatzeder, L</b> ERA: 2.25 (5, 1)	2.2		15	4	3	3	1	3	0	0	0	0	0	14	26	10.12	2.625				
<b>Jeff Reardon, R</b> ERA: 2.89 (8, 1)	1.2	W	8	1	0	0	1	1	1	0	0	0	0	8	16	0.00	1.200				

AB	36
R	6
H	11
RBI	5
BB	9
SO	5
LOB	24



Batter	1	2	3	4	5	6	7	8	9	AB	R	H	RBI	BB	SO	LOB	BOTTOM				
<b>Tim Raines, S</b> OBP: 0.375, SLG: 0.426 (1, 7)										5	1	2	0	0	0	0	<b>Atlanta Braves @ Montreal Expos</b> Olympic Stadium, Montreal, QB Sun Jul 10 1983, 3:33 AM EDT Att: 47,191 - Unknown				
<b>Chris Speier, R</b> OBP: 0.353, SLG: 0.337 (1, 6)										4	1	2	0	1	1	1					
<b>Andre Dawson, R</b> OBP: 0.337, SLG: 0.581 (1, 8)										5	2	2	1	0	1	4					
<b>Al Oliver, L</b> OBP: 0.367, SLG: 0.453 (1, 3)										4	1	1	1	1	1	3					
<b>Terry Francona, L</b> OBP: 0.230, SLG: 0.264 (9, 3)										0	0	0	0	0	0	0					
<b>Tim Wallach, R</b> OBP: 0.342, SLG: 0.434 (1, 5)										4	1	1	1	1	1	1					
<b>Warren Cromartie, L</b> OBP: 0.363, SLG: 0.364 (1, 9)										3	1	1	1	1	1	2					
<b>Bobby Ramos, R</b> OBP: 0.442, SLG: 0.412 (1, 2)										3	0	0	0	1	0	3					
<b>Doug Flynn, R</b> OBP: 0.245, SLG: 0.281 (1, 4)										4	0	2	2	0	1	1					
<b>Bill Gullickson, R</b> OBP: 0.075, SLG: 0.053 (1, 1)										2	0	0	0	0	1	2					
<b>Dan Schatzeder, L</b> OBP: 0.167, SLG: 0.167 (5, 1)										2	0	0	0	0	0	2					
<b>Jeff Reardon, R</b> OBP: 0.143, SLG: 0.143 (8, 1)										0	0	0	0	0	0	0					
<b>Inning Stats</b>	R: 0 E: 0 K: 2 S: 8	H: 1 LOB: 1 BB: 0 P: 8	R: 0 E: 0 K: 0 S: 4	H: 1 LOB: 1 BB: 0 P: 4	R: 5 E: 1 K: 1 S: 9	H: 3 LOB: 3 BB: 3 P: 21	R: 1 E: 0 K: 1 S: 8	H: 3 LOB: 2 BB: 0 P: 8	R: 0 E: 0 K: 1 S: 5	H: 0 LOB: 0 BB: 0 P: 5	R: 0 E: 0 K: 1 S: 6	H: 1 LOB: 1 BB: 0 P: 6	R: 0 E: 0 K: 0 S: 4	H: 1 LOB: 2 BB: 1 P: 8	R: 1 E: 0 K: 1 S: 6	H: 1 LOB: 1 BB: 1 P: 10	1B: 8 2B: 2 3B: 1 HR: 0	SF: 0 SAC: 0 DP: 0 HBP: 0	WP: 0 PB: 0 SB: 1 CS: 0	PA: 41	
<b>PITCHER</b>	IP	WLS	BF	H	R	ER	SO	BB	IBB	HBP	BLK	WP	HR	S	P	ERA	WHIP				
<b>Phil Niekro, R</b> ERA: 4.53 (1, 1)	5.0		27	8	6	3	5	3	0	0	0	0	0	10	14	0.00	1.500				
<b>Rick Camp, R</b> ERA: 4.05 (6, 1)	2.0		9	2	0	0	1	1	0	0	0	0	0	2	6	27.00	6.000				
<b>Donnie Moore, R</b> ERA: 3.94 (8, 1)	0.1	L	3	1	1	1	0	1	0	0	0	0	0	2	6	27.00	6.000				
<b>Terry Forster, L</b> ERA: 2.35 (8, 1)	0.2		2	0	0	0	1	0	0	0	0	0	0	4	4	0.00	0.000				





Batter	1	2	3	4	5	6	7	8	9	AB	R	H	RBI	BB	SO	LOB	TOP										
<b>Brett Butler, L</b> (1, 7) OBP: 0.341, SLG: 0.399	4-0 BB G6-3		0-0 F5		0-3 K			0-0 SH5-4	0-0 F8	3	0	0	0	1	1	1											
<b>Rafael Ramirez, R</b> (1, 6) OBP: 0.344, SLG: 0.362	0-0 G6-3		0-0 F9			0-0 1B		0-0 HR		4	1	2	3	0	0	2											
<b>Claudell Washington, L</b> (1, 9) OBP: 0.324, SLG: 0.414	0-0 F8			0-0 F8		0-0 F7		0-0 2B	0-0 1B	4	1	1	0	0	0	1											
<b>Dale Murphy, R</b> (1, 8) OBP: 0.414, SLG: 0.581		0-0 F8		0-0 6-3		0-0 F6-4-3		0-0 2B	0-0 2B	4	0	1	1	0	0	1											
<b>Bob Horner, R</b> (1, 5) OBP: 0.389, SLG: 0.529 <b>Steve Bedrosian, R</b> (8, 1)		0-0 F7		0-0 1B		0-0 1B	0-0 F5-4-3	4-0 1B	4-0 BB	3	1	2	0	1	0	0											
<b>Chris Chambliss, L</b> (1, 3) OBP: 0.374, SLG: 0.484		0-0 HR		0-0 1B		0-0 1B	0-0 F5-4-3	4-0 1B	4-0 IBB	3	1	2	2	1	0	1											
<b>Glenn Hubbard, R</b> (1, 4) OBP: 0.350, SLG: 0.412		0-0 F4		0-0 5-3		0-0 F8	0-0 F8	0-0 F7		4	0	0	0	0	0	3											
<b>Bruce Benedict, R</b> (1, 2) OBP: 0.362, SLG: 0.332 <b>Jerry Royster, R</b> (8, FR) OBP: 0.336, SLG: 0.336			0-0 FC6-4		0-0 5-3			4-0 SH5-4	0-0 CS	2	0	1	0	1	0	0											
<b>Pete Falcone, L</b> (1, 1) OBP: 0.150, SLG: 0.158 <b>Rick Camp, R</b> (4, 1) OBP: 0.063, SLG: 0.067 <b>Mike Jorgensen, L</b> (8, PH) OBP: 0.302, SLG: 0.351 <b>Larry Owen, R</b> (8, 2) OBP: 0.077, SLG: 0.077			0-0 FC6-4		0-0 F8			4-0 SH5-4	0-0 6-3	1	0	0	0	0	0	1											
<b>Inning Stats</b>	R: 0 E: 0 K: 0 S: 2	H: 0 LOB: 0 BB: 1 P: 6	R: 1 E: 0 K: 0 S: 4	H: 1 LOB: 0 BB: 0 P: 4	R: 0 E: 0 K: 0 S: 4	H: 1 LOB: 1 BB: 0 P: 4	R: 1 E: 0 K: 0 S: 5	H: 2 LOB: 0 BB: 0 P: 5	R: 0 E: 0 K: 1 S: 5	H: 0 LOB: 0 BB: 0 P: 5	R: 0 E: 0 K: 0 S: 3	H: 1 LOB: 0 BB: 0 P: 3	R: 0 E: 0 K: 0 S: 3	H: 1 LOB: 0 BB: 0 P: 3	R: 4 E: 0 K: 0 S: 5	H: 3 LOB: 2 BB: 4 P: 21	R: 0 E: 0 K: 0 S: 3	H: 1 LOB: 0 BB: 0 P: 3	1B: 6 2B: 2 3B: 0 HR: 2	SF: 0 SAC: 1 DP: 3 HBP: 0	WP: 0 PA: 37 CS: 1						
<b>PITCHER</b>	IP	WLS	BF	H	R	ER	SO	BB	IBB	HBP	BLK	WP	HR	S	P	ERA	WHIP										
<b>Ray Burris, R</b> (1, 1) ERA: 2.56	7.0		27	6	4	4	1	3	0	0	0	0	1	26	38	5.14	1.286										
<b>Woodie Fryman, L</b> (8, 1) ERA: 27.0	0.1	L	3	2	1	1	0	0	0	0	0	0	1	3	3	27.00	6.000										
<b>Jeff Reardon, R</b> (8, 1) ERA: 2.79	1.2		7	2	1	1	0	1	1	0	0	0	0	5	13	5.40	1.800										

Atlanta Braves @ Montreal Expos  
Olympic Stadium, Montreal, QB  
Mon Jul 11 1983, 7:05 PM EDT  
Att: 27,338 - Unknown

AB 31  
R 6  
H 10  
RBI 6  
BB 5  
SO 1  
LOB 11



Batter	1	2	3	4	5	6	7	8	9	AB	R	H	RBI	BB	SO	LOB	BOTTOM										
<b>Tim Raines, S</b> (1, 7) OBP: 0.378, SLG: 0.423	0-3 K	4-0 BB		4-0 BB	4-0 BB			0-3 K		2	0	0	0	3	2	0											
<b>Chris Speier, R</b> (1, 6) OBP: 0.359, SLG: 0.341	0-0 2B	0-0 F3		4-0 1B	0-0 F8			0-0 1B		4	2	2	0	1	0	6											
<b>Andre Dawson, R</b> (1, 8) OBP: 0.332, SLG: 0.572	0-0 F4	0-0 4-3		0-0 G5-3		0-0 F7		0-0 F3		5	0	0	0	0	0	7											
<b>Al Oliver, L</b> (1, 3) OBP: 0.370, SLG: 0.457	0-0 2B		4-0 BB	0-0 FC5-4	0-0 1B	0-0 F6		0-3 K		4	0	2	2	1	1	1											
<b>Gary Carter, R</b> (1, 2) OBP: 0.331, SLG: 0.438	4-0 BB		0-0 FC5-4	0-0 F2		0-0 F5			0-3 K	4	1	0	0	1	1	2											
<b>Tim Lincecum, R</b> (1, 5) OBP: 0.346, SLG: 0.447	0-0 F5		0-0 HR		0-0 1B	4-0 BB	4-0 G6-4-3		0-0 F7	4	1	2	2	1	0	2											
<b>Jim Wohlford, R</b> (1, 9) OBP: 0.304, SLG: 0.393 <b>Warren Cromartie, L</b> (9, PH) OBP: 0.362, SLG: 0.392		0-0 1B	0-0 1B		0-0 FC1		0-0 G6-4-3		0-3 K	4	0	3	0	0	0	1											
<b>Doug Flynn, R</b> (1, 4) OBP: 0.245, SLG: 0.280		0-0 F1-3	0-0 F7		0-0 FC1		0-0 WP			4	0	1	0	0	0	4											
<b>Ray Burris, R</b> (1, 1) OBP: 0.333, SLG: 0.417 <b>Woodie Fryman, R</b> (8, 1) <b>Jeff Reardon, R</b> (8, 1) OBP: 0.143, SLG: 0.143		0-0 BB	0-0 6-3		0-0 FC1-5		0-3 K			4	0	1	0	0	1	4											
<b>Inning Stats</b>	R: 1 E: 0 K: 1 S: 7	H: 2 LOB: 2 BB: 1 P: 11	R: 0 E: 0 K: 0 S: 5	H: 2 LOB: 3 BB: 1 P: 9	R: 2 E: 0 K: 0 S: 5	H: 2 LOB: 1 BB: 1 P: 9	R: 1 E: 0 K: 0 S: 3	H: 1 LOB: 1 BB: 2 P: 11	R: 0 E: 0 K: 0 S: 5	H: 0 LOB: 0 BB: 0 P: 3	R: 0 E: 0 K: 1 S: 5	H: 1 LOB: 1 BB: 1 P: 9	R: 0 E: 0 K: 2 S: 8	H: 1 LOB: 1 BB: 0 P: 8	R: 0 E: 0 K: 2 S: 7	H: 0 LOB: 0 BB: 0 P: 7	1B: 8 2B: 2 3B: 0 HR: 1	SF: 0 SAC: 0 DP: 2 HBP: 0	WP: 1 PA: 43 CS: 0								
<b>PITCHER</b>	IP	WLS	BF	H	R	ER	SO	BB	IBB	HBP	BLK	WP	HR	S	P	ERA	WHIP										
<b>Pete Falcone, L</b> (1, 1) ERA: 2.97	3.0		20	6	4	4	1	5	0	0	0	1	0	17	37	12.00	3.667										
<b>Rick Camp, R</b> (4, 1) ERA: 3.98	4.0	W	16	4	0	0	1	2	0	0	0	1	0	16	24	0.00	1.500										
<b>Steve Bedrosian, R</b> (8, 1) ERA: 2.74	2.0	S	7	1	0	0	4	0	0	0	0	0	0	15	15	0.00	0.500										

Atlanta Braves @ Montreal Expos  
Olympic Stadium, Montreal, QB  
Mon Jul 11 1983, 7:05 PM EDT  
Att: 27,338 - Unknown

AB 36  
R 4  
H 11  
RBI 4  
BB 7  
SO 6  
LOB 27






Batter	1	2	3	4	5	6	7	8	9	AB	R	H	RBI	BB	SO	LOB	TOP
<b>Tim Raines, S</b> (1, 7) <small>OBP: 0.331, SLG: 0.425</small> <b>Terry Crowley, L</b> (4, PH) <small>OBP: 0.227, SLG: 0.306</small> <b>Randy Lerch, L</b> (4, 1) <small>OBP: 0.209, SLG: 0.333</small> <b>Bryn Smith, R</b> (5, 1) <small>OBP: 0.285, SLG: 0.399</small> <b>Woodie Fryman, R</b> (5, 1) <small>OBP: 0.236, SLG: 0.320</small> <b>Bryan Little, S</b> (7, 4) <small>OBP: 0.336, SLG: 0.320</small>										1 1 1 0 1 0 0 1 1 1 0 0 0 0 1 0 1 0 0 0 0 0 0							
<b>Chris Speier, R</b> (1, 6) <small>OBP: 0.360, SLG: 0.339</small>										4 2 1 1 1 1 1							
<b>Andre Dawson, R</b> (1, 8) <small>OBP: 0.336, SLG: 0.572</small>										5 0 3 1 0 2 1							
<b>Al Oliver, L</b> (1, 3) <small>OBP: 0.374, SLG: 0.458</small>										4 0 2 2 1 1 1							
<b>Gary Carter, R</b> (1, 2) <small>OBP: 0.332, SLG: 0.435</small>										4 0 1 1 1 1 3							
<b>Warren Cromartie, L</b> (1, 9) <small>OBP: 0.356, SLG: 0.365</small>										4 0 0 0 0 2 7							
<b>Tim Wallach, R</b> (1, 5) <small>OBP: 0.345, SLG: 0.445</small>										4 0 1 0 0 0 0							
<b>Doug Flynn, R</b> (1, 4) <small>OBP: 0.242, SLG: 0.276</small> <b>Bob James, R</b> (7, 1)										3 0 0 0 0 1 0 0 0 0 0 0 0 0							
<b>Chris Welsh, L</b> (1, 1) <small>OBP: 0.278, SLG: 0.235</small> <b>Terry Francona, L</b> (4, PH) <small>OBP: 0.233, SLG: 0.265</small>										1 0 0 0 0 0 0 3 1 1 0 0 0 1							
<b>Inning Stats</b>	R: 1 H: 3 E: 0 LOB: 2 K: 2 BB: 1 S: 9 P: 13	R: 0 H: 0 E: 0 LOB: 0 K: 0 BB: 0 S: 3 P: 3	R: 1 H: 1 E: 1 LOB: 2 K: 1 BB: 2 S: 6 P: 14	R: 3 H: 5 E: 0 LOB: 3 K: 2 BB: 1 S: 12 P: 16	R: 0 H: 1 E: 0 LOB: 1 K: 0 BB: 0 S: 4 P: 4	R: 0 H: 1 E: 0 LOB: 0 K: 0 BB: 0 S: 4 P: 4	R: 0 H: 0 E: 0 LOB: 0 K: 0 BB: 0 S: 3 P: 3	R: 0 H: 0 E: 0 LOB: 0 K: 3 BB: 0 S: 9 P: 9	R: 0 H: 0 E: 0 LOB: 0 K: 3 BB: 0 S: 9 P: 9	1B: 11 SF: 0 2B: 0 SAC: 1 3B: 0 DP: 0 HR: 0 HBP: 0	WP: 1 PA: 41 PB: 0 SB: 2 CS: 0						
<b>PITCHER</b>	IP WLS BF H R ER SO BB IBB HBP BLK WP HR S P ERA WHIP	<b>PITCHER</b>										IP WLS BF H R ER SO BB IBB HBP BLK WP HR S P ERA WHIP					
<b>Mike Scott, R</b> (1, 1) <small>ERA: 3.56</small> <b>Vern Rühle, R</b> (4, 1) <small>ERA: 4.52</small> <b>Dave Smith, R</b> (6, 1) <small>ERA: 3.33</small>	3.2 W 21 8 5 5 4 3 0 0 0 1 0 26 38 12.27 3.000											3.0 W 7 2 0 0 1 1 0 0 0 0 0 8 12 0.00 2.250					
<b>Omar Moreno, L</b> (1, 8) <small>OBP: 0.281, SLG: 0.320</small> <b>Tim Tolman, R</b> (5, PH) <small>OBP: 0.280, SLG: 0.524</small> <b>Dave Smith, R</b> (6, 1)										3 0 0 0 0 1 0 1 0 0 0 0 1 2 1 0 0 0 0 1 1							
<b>Terry Puhl, L</b> (1, 9) <small>OBP: 0.352, SLG: 0.423</small>										5 1 2 0 0 0 1							
<b>Dickie Thon, R</b> (1, 6) <small>OBP: 0.361, SLG: 0.488</small>										4 2 1 0 1 0 2							
<b>Phil Garner, R</b> (1, 5) <small>OBP: 0.334, SLG: 0.381</small>										3 2 1 1 0 0 1							
<b>Jose Cruz, L</b> (1, 7) <small>OBP: 0.393, SLG: 0.461</small>										4 2 2 1 0 0 0							
<b>Ray Knight, R</b> (1, 3) <small>OBP: 0.382, SLG: 0.494</small>										4 0 2 2 0 0 1							
<b>Bill Doran, S</b> (1, 4) <small>OBP: 0.357, SLG: 0.346</small>										3 0 1 0 0 0 2							
<b>George Bjorkman, R</b> (1, 2) <small>OBP: 0.250, SLG: 0.250</small>										4 0 1 1 0 1 2							
<b>Mike Scott, R</b> (1, 1) <small>OBP: 0.083, SLG: 0.083</small> <b>Vern Rühle, R</b> (4, 1) <small>OBP: 0.214, SLG: 0.083</small> <b>Tony Scott, S</b> (5, PH) <small>OBP: 0.243, SLG: 0.295</small>										1 0 0 0 0 0 2 1 0 0 0 0 1 0 2 0 1 0 0 1 2							
<b>Inning Stats</b>	R: 0 H: 1 E: 0 LOB: 1 K: 0 BB: 0 S: 4 P: 4	R: 0 H: 1 E: 1 LOB: 2 K: 0 BB: 0 S: 5 P: 5	R: 3 H: 1 E: 1 LOB: 1 K: 0 BB: 1 S: 5 P: 10	R: 0 H: 0 E: 0 LOB: 0 K: 2 BB: 0 S: 7 P: 7	R: 4 H: 6 E: 0 LOB: 2 K: 2 BB: 0 S: 13 P: 13	R: 0 H: 0 E: 0 LOB: 0 K: 0 BB: 0 S: 3 P: 3	R: 0 H: 1 E: 0 LOB: 1 K: 1 BB: 0 S: 6 P: 6	R: 0 H: 1 E: 0 LOB: 1 K: 1 BB: 0 S: 6 P: 6	R: 0 H: 0 E: 0 LOB: 0 K: 1 BB: 0 S: 6 P: 6	1B: 9 SF: 0 2B: 2 SAC: 1 3B: 0 DP: 0 HR: 0 HBP: 1	WP: 1 PA: 39 PB: 1 SB: 2 CS: 0						
<b>PITCHER</b>	IP WLS BF H R ER SO BB IBB HBP BLK WP HR S P ERA WHIP	<b>PITCHER</b>										IP WLS BF H R ER SO BB IBB HBP BLK WP HR S P ERA WHIP					
<b>Chris Welsh, L</b> (1, 1) <small>ERA: 4.89</small> <b>Randy Lerch, L</b> (4, 1) <small>ERA: 6.57</small> <b>Bryn Smith, R</b> (5, 1) <small>ERA: 2.41</small> <b>Woodie Fryman, L</b> (5, 1) <small>ERA: 9.0</small> <b>Bob James, R</b> (7, 1) <small>ERA: 7.5</small>	3.0 W 16 3 3 3 0 0 1 0 1 0 0 11 11 36.00 4.000											1.0 L 7 4 4 4 2 0 0 0 0 1 0 11 11 0.00 3.000					
<b>AB</b>	36									36							
<b>R</b>	5									5							
<b>H</b>	11									11							
<b>RBI</b>	5									5							
<b>BB</b>	4									4							
<b>SO</b>	8									8							
<b>LOB</b>	15									15							


**Montreal Expos @ Houston Astros**  
Astrodome, Houston, TX  
Tue Jul 12 1983, 8:05 PM EDT  
Att: 17,027 - Dome

[livebaseballscorecards.com](http://livebaseballscorecards.com)



**Montreal Expos @ Houston Astros**  
Astrodome, Houston, TX  
Tue Jul 12 1983, 8:05 PM EDT  
Att: 17,027 - Dome

[livebaseballscorecards.com](http://livebaseballscorecards.com)





Batter	1	2	3	4	5	6	7	8	9	AB	R	H	RBI	BB	SO	LOB	TOP			
Bryan Little, S OBP: 0.335, SLG: 0.318 (1,4)			G3-6 1-2			K		F8		4	0	1	0	0	1	2				
Terry Francona, L OBP: 0.225, SLG: 0.256 (1,7)			K			1-3		F8		4	0	0	0	0	1	2				
Andre Dawson, R OBP: 0.335, SLG: 0.577 (1,8)				K				FC5-4		4	1	1	1	0	1	2				
Al Oliver, L OBP: 0.369, SLG: 0.452 (1,3)		K				F8		F8		4	0	0	0	0	1	0				
Gary Carter, R OBP: 0.331, SLG: 0.436 (1,2)						F8				4	1	1	0	0	0	0				
Warren Cromartie, L OBP: 0.398, SLG: 0.362 (1,9)										2	0	0	0	2	0	1				
Tim Wallach, R OBP: 0.346, SLG: 0.455 (1,5)										4	1	2	1	0	0	2				
Chris Speier, R OBP: 0.363, SLG: 0.354 (1,6)										4	1	2	1	0	1	1				
Charlie Lea, R OBP: 0.125, SLG: 0.103 (1,1)										1	0	1	1	0	0	0				
Bryn Smith, R OBP: 0.200, SLG: 0.200 (3,1)										1	0	0	0	0	0	0				
Terry Crowley, L OBP: 0.550, SLG: 0.308 (6, PH)										0	0	0	0	1	0	0				
Dan Schatzeder, L OBP: 0.167, SLG: 0.167 (8,1)										0	0	0	0	0	0	0				
Jim Wohlford, R OBP: 0.299, SLG: 0.386 (9, PH)										1	0	0	0	0	1	2				
<b>Inning Stats</b>	R: 0 E: 0 K: 0 S: 3	H: 1 LOB: 0 BB: 0 P: 3	R: 0 E: 0 K: 1 S: 5	H: 0 LOB: 1 BB: 1 P: 9	R: 1 E: 0 K: 1 S: 6	H: 2 LOB: 0 BB: 0 P: 6	R: 0 E: 0 K: 1 S: 5	H: 0 LOB: 0 BB: 0 P: 5	R: 1 E: 0 K: 1 S: 6	H: 1 LOB: 0 BB: 0 P: 6	R: 0 E: 0 K: 0 S: 3	H: 0 LOB: 1 BB: 1 P: 7	R: 0 E: 0 K: 0 S: 3	H: 0 LOB: 1 BB: 0 P: 7	R: 1 E: 0 K: 1 S: 8	H: 3 LOB: 2 BB: 0 P: 8	1B: 4 2B: 1 3B: 1 HR: 2	SF: 0 SAC: 0 DP: 2 HBP: 0	WP: 0 PB: 0 SB: 0 CS: 0	PA: 36
<b>PITCHER</b>	IP WLS BF H R ER SO BB IBB HBP BLK WP HR S P ERA WHIP																			
Nolan Ryan, R ERA: 2.09 (1,1)	8.0 W 30 5 3 3 5 3 0 0 0 0 0 2 37 49 3.38 1.000																			
Bill Dawley, R ERA: 2.54 (9,1)	1.0 6 3 1 1 1 0 0 0 0 0 0 0 8 8 9.00 3.000																			

**Montreal Expos @ Houston Astros**  
Astrodome, Houston, TX  
Wed Jul 13 1983, 8:05 PM EDT  
Att: 28,905 - Dome

AB 33  
R 4  
H 8  
RBI 4  
BB 3  
SO 6  
LOB 12

Batter	1	2	3	4	5	6	7	8	9	AB	R	H	RBI	BB	SO	LOB	BOTTOM			
Omar Moreno, L OBP: 0.283, SLG: 0.319 (1,8)			BB FC4-6 1B	L3		4-3		G3		4	1	1	0	1	0	0				
Terry Puhl, L OBP: 0.353, SLG: 0.422 (1,9)			FC4-6 BB 3B	3-1		1-3		F9		5	1	2	0	0	0	0				
Dickie Thon, R OBP: 0.359, SLG: 0.482 (1,6)			FC4-6 BB	F3		K		6-3		4	0	0	0	1	1	1				
Phil Garner, R OBP: 0.331, SLG: 0.376 (1,5)			FC4-6 BB 3B			E3 BLK 1B		K		4	2	0	1	0	1	3				
Jose Cruz, L OBP: 0.391, SLG: 0.464 (1,7)		K	1-H 3-H 3-H 1B 3B			F9		3-1		4	1	1	2	0	1	1				
Ray Knight, R OBP: 0.390, SLG: 0.502 (1,3)			1-H 3-H 3-H 1B 3B							2	1	2	1	2	0	0				
Denny Walling, L OBP: 0.245, SLG: 0.239 (7, PR) (8,3)			SH1-3 1B			1B BB		1B HR 2B		0	1	0	0	0	0	0				
Bill Doran, S OBP: 0.359, SLG: 0.348 (1,4)			SH1-3 1B			K		HR 1B		4	1	2	0	0	1	3				
George Bjorkman, R OBP: 0.455, SLG: 0.700 (1,2)			SH1-3					HR		2	1	2	5	1	0	0				
Nolan Ryan, R OBP: 0.061, SLG: 0.031 (1,1)			1-H 2-H 3-H 1B					5-3		4	0	0	0	0	2	6				
Bill Dawley, R OBP: 0.333, SLG: 0.333 (9,1)			K			K				0	0	0	0	0	0	0				
<b>Inning Stats</b>	R: 0 E: 0 K: 0 S: 4	H: 2 LOB: 1 BB: 0 P: 4	R: 0 E: 0 K: 1 S: 5	H: 0 LOB: 2 BB: 2 P: 13	R: 5 E: 0 K: 1 S: 9	H: 4 LOB: 1 BB: 2 P: 17	R: 0 E: 0 K: 0 S: 3	H: 0 LOB: 0 BB: 0 P: 3	R: 1 E: 1 K: 2 S: 9	H: 1 LOB: 2 BB: 1 P: 13	R: 0 E: 0 K: 1 S: 5	H: 0 LOB: 0 BB: 0 P: 5	R: 3 E: 0 K: 1 S: 8	H: 3 LOB: 1 BB: 0 P: 8	R: 0 E: 0 K: 0 S: 3	H: 0 LOB: 0 BB: 0 P: 3	1B: 7 2B: 1 3B: 1 HR: 1	SF: 0 SAC: 1 DP: 0 HBP: 0	WP: 0 PB: 0 SB: 1 CS: 1	PA: 39
<b>PITCHER</b>	IP WLS BF H R ER SO BB IBB HBP BLK WP HR S P ERA WHIP																			
Charlie Lea, R ERA: 3.38 (1,1)	2.1 L 16 4 4 3 5 1 0 0 1 0 1 29 33 5.79 1.071																			
Bryn Smith, R ERA: 2.07 (7, PR)																				
Dan Schatzeder, L ERA: 2.2 (8,1)	1.0 3 0 0 0 0 0 0 0 0 0 0 3 3 0.00 0.000																			

**Montreal Expos @ Houston Astros**  
Astrodome, Houston, TX  
Wed Jul 13 1983, 8:05 PM EDT  
Att: 28,905 - Dome

AB 33  
R 9  
H 10  
RBI 9  
BB 5  
SO 6  
LOB 14



Batter	1	2	3	4	5	6	7	8	9	AB	R	H	RBI	BB	SO	LOB	TOP			
Warren Cromartie, L (1, 9)	F9			4-3		F7			F7	4	0	0	0	0	0	0				
Chris Speier, R (1, 6)	6-3					F7			F7	4	0	1	0	0	0	0				
Andre Dawson, R (1, 8)	6-3			F7					F6	3	0	0	0	0	0	1				
Al Oliver, L (1, 3)		4-3		6-3					4-3	3	0	0	0	0	0	1				
Gary Carter, R (1, 2)	F9				G5-4-3 1B				K	3	0	1	0	0	1	0				
Tim Lincecum, R (1, 5)	K				G5-4-3 1B				6-3	3	0	1	0	0	1	0				
Terry Francona, L (1, 7)			K2-3		G5-4-3 1B				6-3	3	0	0	0	0	1	2				
Doug Flynn, R (1, 4)			F6		F6-3				F6-3	3	0	0	0	0	0	1				
Steve Rogers, R (1, 1)			6-3						F9	2	0	0	0	0	0	0				
Terry Crowley, L (9, PH)										1	0	0	0	0	0	0				
<b>Inning Stats</b>	R: 0 E: 0 K: 0 S: 3	H: 0 LOB: 0 BB: 0 P: 3	R: 0 E: 0 K: 1 S: 5	H: 0 LOB: 0 BB: 0 P: 5	R: 0 E: 0 K: 1 S: 5	H: 1 LOB: 0 BB: 0 P: 4	R: 0 E: 0 K: 0 S: 4	H: 2 LOB: 1 BB: 0 P: 4	R: 0 E: 0 K: 0 S: 3	H: 0 LOB: 0 BB: 0 P: 3	R: 0 E: 0 K: 1 S: 5	H: 0 LOB: 0 BB: 0 P: 5	R: 0 E: 0 K: 0 S: 3	H: 0 LOB: 0 BB: 0 P: 3	R: 0 E: 0 K: 0 S: 3	H: 0 LOB: 0 BB: 0 P: 3	1B: 3 2B: 0 3B: 0 HR: 0	SF: 0 SAC: 0 DP: 1 HBP: 0	WP: 0 PB: 0 SB: 0 CS: 0	PA: 29
<b>PITCHER</b> Joe Niekro, R (1, 1) ERA: 3.44	IP: 9.0 WLS: W BF: 29 H: 3 R: 0 ER: 0 SO: 3 BB: 0 IBB: 0 HBP: 0 BLK: 0 WP: 0 HR: 0 S: 35 P: 35 ERA: 0.00 WHIP: 0.333																			

**Montreal Expos @ Houston Astros**  
Astrodome, Houston, TX  
Thu Jul 14 1983, 8:05 PM EDT  
Att: 20,568 - Dome

AB	29
R	0
H	3
RBI	0
BB	0
SO	3
LOB	5



Batter	1	2	3	4	5	6	7	8	9	AB	R	H	RBI	BB	SO	LOB	BOTTOM			
Omar Moreno, L (1, 8)	K			2B	G3				F8	4	1	1	0	0	1	1				
Terry Puhl, L (1, 9)	G3			1B	FC6-4				F6	4	2	2	1	0	0	0				
Dickie Thon, R (1, 6)	6-3			3H	FC6-4				5-3	4	0	2	0	0	0	0				
Phil Garner, R (1, 5)		F4-3		2-3	FC6-4				F9	4	0	0	2	0	0	2				
Jose Cruz, L (1, 7)		F7		1-2	FC6-4				F9	3	0	0	0	0	1	3				
Ray Knight, R (1, 3)		5-3		3-H	FC6-4				F9	3	0	0	0	0	0	3				
Bill Doran, S (1, 4)				1-2	FC6-4					2	0	0	0	1	1	2				
Craig Reynolds, L (8, 4)				BB	F4-6-3				K	0	0	0	0	0	0	0				
George Bjorkman, R (1, 2)				1-2	F4-6-3				F8	3	0	1	0	0	0	1				
Joe Niekro, R (1, 1)				1-2	F9				5-3	2	0	0	0	0	0	0				
<b>Inning Stats</b>	R: 0 E: 0 K: 1 S: 5	H: 0 LOB: 0 BB: 0 P: 5	R: 0 E: 0 K: 0 S: 2	H: 0 LOB: 0 BB: 1 P: 6	R: 2 E: 0 K: 0 S: 6	H: 3 LOB: 1 BB: 0 P: 6	R: 0 E: 0 K: 0 S: 4	H: 1 LOB: 1 BB: 0 P: 4	R: 1 E: 0 K: 2 S: 10	H: 2 LOB: 2 BB: 0 P: 10	R: 0 E: 0 K: 0 S: 3	H: 0 LOB: 0 BB: 0 P: 3	R: 0 E: 0 K: 0 S: 3	H: 0 LOB: 0 BB: 0 P: 3	R: 0 E: 0 K: 0 S: 3	H: 0 LOB: 0 BB: 0 P: 3	1B: 3 2B: 2 3B: 1 HR: 0	SF: 0 SAC: 1 DP: 1 HBP: 0	WP: 0 PB: 0 SB: 0 CS: 0	PA: 31
<b>PITCHER</b> Steve Rogers, R (1, 1) ERA: 2.96	IP: 8.0 WLS: L BF: 31 H: 6 R: 3 ER: 3 SO: 3 BB: 1 IBB: 0 HBP: 0 BLK: 0 WP: 0 HR: 0 S: 36 P: 40 ERA: 3.38 WHIP: 0.875																			

**Montreal Expos @ Houston Astros**  
Astrodome, Houston, TX  
Thu Jul 14 1983, 8:05 PM EDT  
Att: 20,568 - Dome

AB	29
R	3
H	6
RBI	3
BB	1
SO	3
LOB	12





Batter	1	2	3	4	5	6	7	8	9	AB	R	H	RBI	BB	SO	LOB	TOP																																																																								
Warren Cromartie, L (1.9)										4	0	2	0	0	0	0	<b>Montreal Expos @ Atlanta Braves</b> Atlanta-Fulton County Stadium, Atlanta, GA Fri Jul 15 1983, 7:05 PM EDT Att: 38,729 - Unknown																																																																								
Chris Speier, R (1.6)										4	1	2	0	0	0	3																																																																									
Andre Dawson, R (1.8)										4	0	1	0	0	0	1																																																																									
Al Oliver, L (1.3)										3	1	1	0	1	0	0																																																																									
Gary Carter, R (1.2)										2	0	0	1	1	0	0																																																																									
Tim Lincecum, R (1.5)										4	1	1	1	0	2	4																																																																									
Mike Vail, R (1.7)										4	0	3	1	0	0	0		<b>AB 33</b> <b>R 3</b> <b>H 11</b> <b>RBI 3</b> <b>BB 2</b> <b>SO 2</b> <b>LOB 13</b>																																																																							
Doug Flynn, R (1.4)									4	0	1	0	0	0	3																																																																										
Bill Gullickson, R (1.1)										2	0	0	0	0	0	0																																																																									
Dan Schatzeder, L (6.1)										0	0	0	0	0	0	0																																																																									
Terry Francona, R (7. PH)										0	0	0	0	0	0	0																																																																									
Bob James, R (7.1)										0	0	0	0	0	0	0																																																																									
Woodie Fryman, R (8.1)										0	0	0	0	0	0	0																																																																									
Terry Crowley, L (8. PH)										1	0	0	0	0	0	1																																																																									
<b>Inning Stats</b>	R: 0 E: 0 K: 0 S: 3	H: 1 LOB: 0 BB: 0 P: 3	R: 1 E: 0 K: 0 S: 3	H: 1 LOB: 1 BB: 2 P: 11	R: 0 E: 0 K: 0 S: 4	H: 1 LOB: 1 BB: 0 P: 4	R: 0 E: 0 K: 1 S: 5	H: 0 LOB: 0 BB: 0 P: 5	R: 0 E: 0 K: 0 S: 3	H: 0 LOB: 0 BB: 0 P: 3	R: 1 E: 0 K: 1 S: 8	H: 3 LOB: 2 BB: 0 P: 8	R: 0 E: 0 K: 0 S: 5	H: 3 LOB: 2 BB: 0 P: 5	R: 0 E: 0 K: 0 S: 3	H: 0 LOB: 0 BB: 0 P: 3	R: 1 E: 0 K: 0 S: 4	H: 2 LOB: 0 BB: 0 P: 4	1B: 8 2B: 2 3B: 0 HR: 1	SF: 1 SAC: 0 DP: 3 HBP: 0	WP: 0 PA: 36 PB: 0 SB: 1 CS: 0																																																																				
<b>PITCHER</b>	IP WLS BF H R ER SO BB IBB HBP BLK WP HR S P ERA WHIP	<table border="1"> <thead> <tr> <th>PITCHER</th> <th>IP</th> <th>WLS</th> <th>BF</th> <th>H</th> <th>R</th> <th>ER</th> <th>SO</th> <th>BB</th> <th>IBB</th> <th>HBP</th> <th>BLK</th> <th>WP</th> <th>HR</th> <th>S</th> <th>P</th> <th>ERA</th> <th>WHIP</th> </tr> </thead> <tbody> <tr> <td>Phil Niekro, R (1.1)</td> <td>6.0</td> <td>W</td> <td>24</td> <td>6</td> <td>2</td> <td>2</td> <td>2</td> <td>2</td> <td>0</td> <td>0</td> <td>0</td> <td>0</td> <td>0</td> <td>26</td> <td>34</td> <td>3.00</td> <td>1.333</td> </tr> <tr> <td>Rick Camp, R (7.1)</td> <td>0.2</td> <td></td> <td>4</td> <td>3</td> <td>0</td> <td>0</td> <td>0</td> <td>0</td> <td>0</td> <td>0</td> <td>0</td> <td>0</td> <td>0</td> <td>4</td> <td>4</td> <td>0.00</td> <td>4.500</td> </tr> <tr> <td>Donnie Moore, R (7.1)</td> <td>2.1</td> <td>S</td> <td>8</td> <td>2</td> <td>1</td> <td>1</td> <td>0</td> <td>0</td> <td>0</td> <td>0</td> <td>0</td> <td>0</td> <td>1</td> <td>8</td> <td>8</td> <td>3.86</td> <td>0.857</td> </tr> </tbody> </table>																PITCHER	IP	WLS	BF	H	R	ER	SO	BB	IBB	HBP	BLK	WP	HR	S	P	ERA	WHIP	Phil Niekro, R (1.1)	6.0	W	24	6	2	2	2	2	0	0	0	0	0	26	34	3.00	1.333	Rick Camp, R (7.1)	0.2		4	3	0	0	0	0	0	0	0	0	0	4	4	0.00	4.500	Donnie Moore, R (7.1)	2.1	S	8	2	1	1	0	0	0	0	0	0	1	8	8	3.86	0.857
PITCHER	IP	WLS	BF	H	R	ER	SO	BB	IBB	HBP	BLK	WP	HR	S	P	ERA	WHIP																																																																								
Phil Niekro, R (1.1)	6.0	W	24	6	2	2	2	2	0	0	0	0	0	26	34	3.00	1.333																																																																								
Rick Camp, R (7.1)	0.2		4	3	0	0	0	0	0	0	0	0	0	4	4	0.00	4.500																																																																								
Donnie Moore, R (7.1)	2.1	S	8	2	1	1	0	0	0	0	0	0	1	8	8	3.86	0.857																																																																								

Batter	1	2	3	4	5	6	7	8	9	AB	R	H	RBI	BB	SO	LOB	BOTTOM																																																																																										
Brett Butler, L (1.7)										3	1	0	0	1	0	1	<b>Montreal Expos @ Atlanta Braves</b> Atlanta-Fulton County Stadium, Atlanta, GA Fri Jul 15 1983, 7:05 PM EDT Att: 38,729 - Unknown																																																																																										
Rafael Ramirez, R (1.6)										4	1	1	1	0	2	0																																																																																											
Claudell Washington, L (1.9)										4	0	1	0	0	2	2																																																																																											
Dale Murphy, R (1.8)										3	2	1	0	1	0	1																																																																																											
Chris Chambliss, L (1.3)										3	1	2	2	1	1	0																																																																																											
Mike Jorgensen, L (8. PR) (9.3)										0	1	0	0	0	0	0																																																																																											
Glenn Hubbard, R (1.4)										4	1	1	1	0	0	3																																																																																											
Bruce Benedict, R (1.2)										4	1	2	2	0	0	0																																																																																											
Jerry Royster, R (1.5)										3	0	0	0	1	0	1																																																																																											
Phil Niekro, R (1.1)										1	0	0	0	0	0	0																																																																																											
Terry Harper, R (6. PH)										1	1	1	0	0	0	0																																																																																											
Rick Camp, R (7.1)										0	0	0	0	0	0	0																																																																																											
Donnie Moore, L (7.1)										2	0	2	2	0	0	0																																																																																											
<b>Inning Stats</b>	R: 0 E: 0 K: 2 S: 7	H: 0 LOB: 0 BB: 0 P: 7	R: 0 E: 0 K: 1 S: 5	H: 0 LOB: 0 BB: 0 P: 5	R: 0 E: 0 K: 0 S: 3	H: 0 LOB: 0 BB: 0 P: 3	R: 0 E: 0 K: 0 S: 4	H: 1 LOB: 1 BB: 0 P: 4	R: 0 E: 0 K: 0 S: 2	H: 0 LOB: 0 BB: 1 P: 6	R: 6 E: 1 K: 1 S: 10	H: 5 LOB: 1 BB: 2 P: 18	R: 0 E: 0 K: 1 S: 5	H: 1 LOB: 0 BB: 0 P: 5	R: 3 E: 0 K: 0 S: 6	H: 4 LOB: 2 BB: 1 P: 10	1B: 10 2B: 2 3B: 0 HR: 0	SF: 0 SAC: 0 DP: 2 HBP: 0	WP: 0 PA: 36 PB: 0 SB: 0 CS: 0																																																																																								
<b>PITCHER</b>	IP WLS BF H R ER SO BB IBB HBP BLK WP HR S P ERA WHIP	<table border="1"> <thead> <tr> <th>PITCHER</th> <th>IP</th> <th>WLS</th> <th>BF</th> <th>H</th> <th>R</th> <th>ER</th> <th>SO</th> <th>BB</th> <th>IBB</th> <th>HBP</th> <th>BLK</th> <th>WP</th> <th>HR</th> <th>S</th> <th>P</th> <th>ERA</th> <th>WHIP</th> </tr> </thead> <tbody> <tr> <td>Bill Gullickson, R (1.1)</td> <td>5.2</td> <td>L</td> <td>23</td> <td>4</td> <td>5</td> <td>5</td> <td>4</td> <td>3</td> <td>0</td> <td>0</td> <td>0</td> <td>0</td> <td>0</td> <td>3</td> <td>3</td> <td>0.00</td> <td>6.000</td> </tr> <tr> <td>Dan Schatzeder, L (6.1)</td> <td>0.1</td> <td></td> <td>3</td> <td>2</td> <td>1</td> <td>0</td> <td>0</td> <td>0</td> <td>0</td> <td>0</td> <td>0</td> <td>0</td> <td>0</td> <td>3</td> <td>3</td> <td>0.00</td> <td>6.000</td> </tr> <tr> <td>Bob James, R (7.1)</td> <td>1.2</td> <td></td> <td>9</td> <td>4</td> <td>3</td> <td>3</td> <td>1</td> <td>1</td> <td>0</td> <td>0</td> <td>0</td> <td>0</td> <td>0</td> <td>10</td> <td>14</td> <td>16.20</td> <td>3.000</td> </tr> <tr> <td>Woodie Fryman, L (8.1)</td> <td>0.1</td> <td></td> <td>1</td> <td>1</td> <td>0</td> <td>0</td> <td>0</td> <td>0</td> <td>0</td> <td>0</td> <td>0</td> <td>0</td> <td>0</td> <td>1</td> <td>1</td> <td>0.00</td> <td>3.000</td> </tr> </tbody> </table>																PITCHER	IP	WLS	BF	H	R	ER	SO	BB	IBB	HBP	BLK	WP	HR	S	P	ERA	WHIP	Bill Gullickson, R (1.1)	5.2	L	23	4	5	5	4	3	0	0	0	0	0	3	3	0.00	6.000	Dan Schatzeder, L (6.1)	0.1		3	2	1	0	0	0	0	0	0	0	0	3	3	0.00	6.000	Bob James, R (7.1)	1.2		9	4	3	3	1	1	0	0	0	0	0	10	14	16.20	3.000	Woodie Fryman, L (8.1)	0.1		1	1	0	0	0	0	0	0	0	0	0	1	1	0.00	3.000
PITCHER	IP	WLS	BF	H	R	ER	SO	BB	IBB	HBP	BLK	WP	HR	S	P	ERA	WHIP																																																																																										
Bill Gullickson, R (1.1)	5.2	L	23	4	5	5	4	3	0	0	0	0	0	3	3	0.00	6.000																																																																																										
Dan Schatzeder, L (6.1)	0.1		3	2	1	0	0	0	0	0	0	0	0	3	3	0.00	6.000																																																																																										
Bob James, R (7.1)	1.2		9	4	3	3	1	1	0	0	0	0	0	10	14	16.20	3.000																																																																																										
Woodie Fryman, L (8.1)	0.1		1	1	0	0	0	0	0	0	0	0	0	1	1	0.00	3.000																																																																																										





Batter	1	2	3	4	5	6	7	8	9	AB	R	H	RBI	BB	SO	LOB	TOP																		
Jim Wohlford, R OBP: 0.311, SLG: 0.410 (1, 9)	0-0 1-3		0-0 1B		0-0 2B		0-0 F9			4	0	2	0	0	0	1																			
Chris Speier, R OBP: 0.356, SLG: 0.349 (1, 6)	0-0 6-3		0-0 E5 1B		0-0 SF7		0-0 F9			3	0	0	1	0	0	1																			
Andre Dawson, R OBP: 0.331, SLG: 0.565 (1, 8)	0-3 K		0-0 G4-6-3 1B		0-0 6-3		0-0 F9			4	0	1	0	0	1	2																			
Al Oliver, L OBP: 0.364, SLG: 0.442 (1, 3)		0-0 6-3	0-0 G4-6-3 1-2		0-0 4-3			0-0 F8		4	0	0	0	0	0	3																			
Gary Carter, R OBP: 0.326, SLG: 0.426 (1, 2)		0-0 F9		0-0 F9		0-0 5-3		0-0 F9		4	0	0	0	0	0	0																			
Tim Lincecum, R OBP: 0.344, SLG: 0.456 (1, 5)		0-0 E6 BB 2B		4-0 BB		0-3 K		0-3 K		3	1	0	0	1	2	0																			
Mike Vail, R OBP: 0.299, SLG: 0.371 Warren Cromartie, L OBP: 0.354, SLG: 0.380 (9, PH)		4-0 2B BB		0-0 F8		4-0 BB		0-3 K		1	1	0	0	2	0	1	AB 30																		
Doug Flynn, R OBP: 0.240, SLG: 0.277 (1, 4)		0-0 1-H 2-H 2B		0-0 F8		0-0 F5-3		0-3 K		3	0	1	2	0	0	2	R 3																		
Ray Burris, R OBP: 0.346, SLG: 0.400 Bryn Smith, R OBP: 0.200, SLG: 0.200 Dan Schatzeder, L OBP: 0.167, SLG: 0.167 Bryan Little, S OBP: 0.336, SLG: 0.317 Terry Francona, L OBP: 0.216, SLG: 0.246 (9, PH)		0-3 K		4-0 2B SF7 BB		4-0 BB		0-0 1-3		1	1	0	0	1	1	1	H 4																		
<b>Inning Stats</b>	R: 0 E: 0 K: 1 S: 5	H: 0 LOB: 0 BB: 0 P: 5	R: 2 E: 1 K: 1 S: 7	H: 1 LOB: 1 BB: 1 P: 11	R: 0 E: 1 K: 0 S: 4	H: 2 LOB: 1 BB: 0 P: 4	R: 0 E: 0 K: 0 S: 3	H: 0 LOB: 1 BB: 1 P: 7	R: 1 E: 0 K: 1 S: 4	H: 1 LOB: 1 BB: 1 P: 8	R: 0 E: 0 K: 1 S: 5	H: 0 LOB: 1 BB: 1 P: 9	R: 0 E: 0 K: 0 S: 3	H: 0 LOB: 0 BB: 0 P: 7	R: 0 E: 0 K: 1 S: 5	H: 0 LOB: 0 BB: 0 P: 5	R: 0 E: 0 K: 2 S: 7	H: 0 LOB: 0 BB: 0 P: 7	1B: 2 2B: 2 3B: 0 HR: 0	SF: 1 SAC: 0 DP: 1 HBP: 0	WP: 0 PB: 0 SB: 0 CS: 0	PA: 36													
<b>PITCHER</b>	IP	WLS	BF	H	R	ER	SO	BB	IBB	HBP	BLK	WP	HR	S	P	ERA	WHIP	<b>PITCHER</b>	IP	WLS	BF	H	R	ER	SO	BB	IBB	HBP	BLK	WP	HR	S	P	ERA	WHIP
Pete Falcone, L ERA: 2.86 Steve Bedrosian, R ERA: 2.83	(1, 1)	6.0	W	26	4	3	1	3	4	0	0	0	0	28	44	1.50	1.333	(7, 1)	3.0	S	10	0	0	0	3	1	0	0	0	0	0	15	19	0.00	0.333

Montreal Expos @ Atlanta Braves  
Atlanta-Fulton County Stadium, Atlanta, GA  
Sat Jul 16 1983, 7:05 PM EDT  
Att: 48,139 - Unknown

AB	30
R	3
H	4
RBI	3
BB	5
SO	6
LOB	11



Batter	1	2	3	4	5	6	7	8	9	AB	R	H	RBI	BB	SO	LOB	BOTTOM																		
Brett Butler, L OBP: 0.335, SLG: 0.394 (1, 7)	0-0 HR	0-0 F9			0-0 F3 1B	0-0 6-3				4	1	2	2	0	0	1																			
Rafael Ramirez, R OBP: 0.335, SLG: 0.351 (1, 6)	0-0 F2		0-0 F4-3		0-0 F3 1-2	0-0 F6				4	0	0	0	0	0	2																			
Claudell Washington, L OBP: 0.325, SLG: 0.419 (1, 9)	0-0 F5		0-3 K		0-0 S 1B	0-0 4-3				4	0	1	0	0	1	0																			
Dale Murphy, R OBP: 0.416, SLG: 0.577 (1, 8)	0-0 1B 2B		4-0 BB		0-0 F8 1-2	0-0 6-3				3	1	1	0	1	0	1																			
Bob Horner, R OBP: 0.393, SLG: 0.533 (1, 5)	0-0 2H 1B		0-0 F8		4-0 2B BB	0-0 F8				3	1	1	1	1	0	1																			
Chris Chambliss, L OBP: 0.382, SLG: 0.505 (1, 3)	0-3 K			0-0 3-1		0-0 2B 2B		0-3 K		4	1	1	0	0	2	1																			
Glenn Hubbard, R OBP: 0.345, SLG: 0.403 (1, 4)		0-0 E5 F4-6-3 1B		4-0 CS BB	4-0 2B 6-3 BB	0-0 5-3				2	2	0	0	2	0	0	AB 31																		
Biff Pocoroba, S OBP: 0.355, SLG: 0.429 Bob Watson, R OBP: 0.423, SLG: 0.522 Bruce Benedict, R OBP: 0.366, SLG: 0.339 (6, PH)		0-0 E9		0-0 BB	0-3 K	0-0 F8				2	0	2	0	0	0	0	RBI 5																		
Pete Falcone, L OBP: 0.136, SLG: 0.143 Jerry Royster, R OBP: 0.333, SLG: 0.345 Steve Bedrosian, R (7, 1)		0-0 F4-6-3 1B		0-0 1B	0-0 6-3	0-0 6-3 2B				1	0	0	0	1	3	BB 4																			
<b>Inning Stats</b>	R: 2 E: 0 K: 1 S: 8	H: 3 LOB: 1 BB: 0 P: 8	R: 1 E: 2 K: 0 S: 4	H: 1 LOB: 0 BB: 0 P: 4	R: 0 E: 0 K: 1 S: 5	H: 0 LOB: 1 BB: 1 P: 9	R: 0 E: 0 K: 0 S: 3	H: 1 LOB: 1 BB: 1 P: 7	R: 0 E: 0 K: 0 S: 4	H: 1 LOB: 1 BB: 0 P: 4	R: 3 E: 0 K: 1 S: 7	H: 2 LOB: 1 BB: 2 P: 15	R: 0 E: 0 K: 0 S: 3	H: 0 LOB: 0 BB: 0 P: 3	R: 0 E: 0 K: 1 S: 5	H: 0 LOB: 0 BB: 0 P: 5	1B: 5 2B: 3 3B: 0 HR: 1	SF: 0 SAC: 0 DP: 1 HBP: 0	WP: 0 PB: 0 SB: 1 CS: 1	PA: 35															
<b>PITCHER</b>	IP	WLS	BF	H	R	ER	SO	BB	IBB	HBP	BLK	WP	HR	S	P	ERA	WHIP	<b>PITCHER</b>	IP	WLS	BF	H	R	ER	SO	BB	IBB	HBP	BLK	WP	HR	S	P	ERA	WHIP
Ray Burris, R ERA: 2.82 Bryn Smith, R ERA: 2.92 Dan Schatzeder, L ERA: 2.05	(1, 1)	5.0	L	24	8	5	4	2	3	0	0	0	0	1	25	37	7.20	2.200	(6, 1)	0.0	1	0	0	0	0	1	0	0	0	0	0	4	∞	∞	
Dan Schatzeder, L ERA: 2.05	(6, 1)	3.0		10	1	1	1	2	0	0	0	0	0	0	14	14	3.00	0.333																	

Montreal Expos @ Atlanta Braves  
Atlanta-Fulton County Stadium, Atlanta, GA  
Sat Jul 16 1983, 7:05 PM EDT  
Att: 48,139 - Unknown

AB	31
R	6
H	9
RBI	5
BB	4
SO	4
LOB	11





Batter	1	2	3	4	5	6	7	8	9	AB	R	H	RBI	BB	SO	LOB	TOP								
Tim Raines, S OBP: 0.380, SLG: 0.423	F7			HR		E6 SF7	F7			4	2	1	0	0	0	2									
Chris Speier, R OBP: 0.355, SLG: 0.347	G4-6-3 1B			5-3		K		6-3		4	0	1	0	0	1	2									
Andre Dawson, R OBP: 0.332, SLG: 0.573	G4-6-3 1-2			HR		E6 SF7 1B		F8		4	1	2	2	0	0	1									
Al Oliver, L OBP: 0.365, SLG: 0.444		F8				SF7				3	0	2	1	0	0	0									
Gary Carter, R OBP: 0.322, SLG: 0.420	F9			F9		F7		F8		4	0	0	0	0	0	3									
Tim Lincecum, R OBP: 0.341, SLG: 0.451				F5			F9		G3	4	0	0	0	0	0	1									
Jim Wohlford, R OBP: 0.308, SLG: 0.400			K		F6			F8		4	0	1	0	0	1	0									
Doug Flynn, R OBP: 0.240, SLG: 0.277			F5-3		F1-6-3			F4-3		4	0	1	0	0	0	0									
Greg Bargar, R OBP: 0.143, SLG: 0.143			6-3		K					3	0	0	0	0	2	2									
<b>Inning Stats</b>	R: 0 E: 0 K: 0 S: 3	H: 1 LOB: 0 BB: 0 P: 3	R: 0 E: 0 K: 0 S: 3	H: 0 LOB: 0 BB: 0 P: 3	R: 0 E: 0 K: 1 S: 5	H: 0 LOB: 1 BB: 0 P: 5	R: 2 E: 0 K: 0 S: 6	H: 3 LOB: 1 BB: 0 P: 6	R: 0 E: 0 K: 1 S: 5	H: 0 LOB: 0 BB: 0 P: 5	R: 1 E: 2 K: 1 S: 7	H: 1 LOB: 1 BB: 0 P: 7	R: 0 E: 0 K: 1 S: 7	H: 2 LOB: 2 BB: 0 P: 7	R: 0 E: 0 K: 0 S: 4	H: 1 LOB: 1 BB: 0 P: 4	R: 0 E: 0 K: 0 S: 3	H: 0 LOB: 0 BB: 0 P: 3	1B: 7 2B: 0 3B: 0 HR: 1	SF: 1 SAC: 0 DP: 1 HBP: 0	WP: 0 PB: 0 SB: 1 CS: 0	PA: 35			
<b>PITCHER</b>	IP	WLS	BF	H	R	ER	SO	BB	IBB	HBP	BLK	WP	HR	S	P	ERA	WHIP								
Ken Dayley, L ERA: 3.86	6.1	L	26	7	3	2	3	0	0	0	0	0	1	32	32	2.84	1.105								
Tony Brizzolara, R ERA:	0.2		2	0	0	0	1	0	0	0	0	0	0	4	4	0.00	0.000								
Rick Camp, R ERA: 3.78	2.0		7	1	0	0	0	0	0	0	0	0	0	7	7	0.00	0.500								

Montreal Expos @ Atlanta Braves  
Atlanta-Fulton County Stadium, Atlanta, GA  
Sun Jul 17 1983, 3:33 AM EDT  
Att: 24,288 - Unknown

AB 34  
R 3  
H 8  
RBI 3  
BB 0  
SO 4  
LOB 11



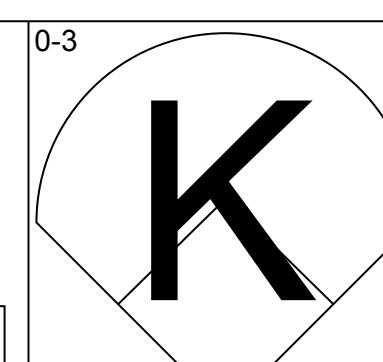
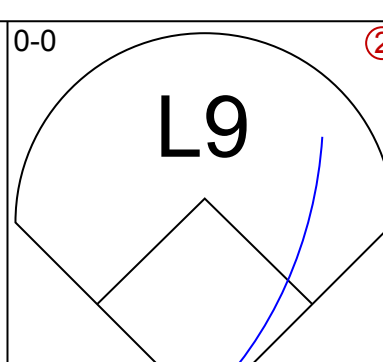
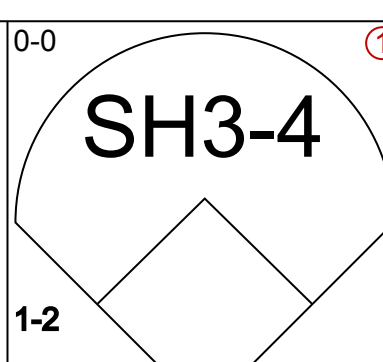
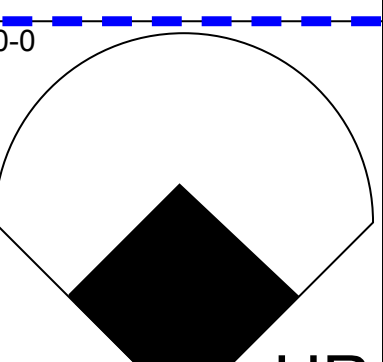
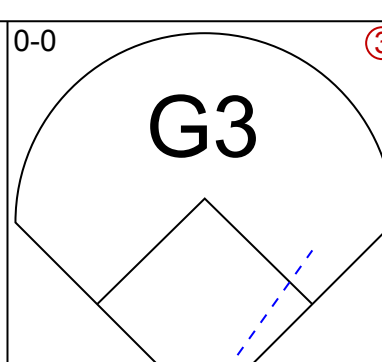
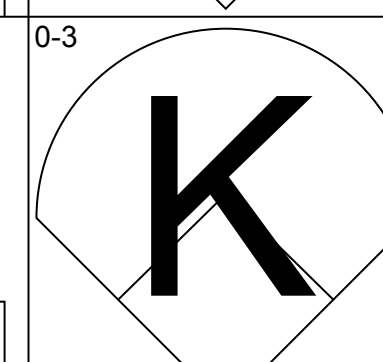
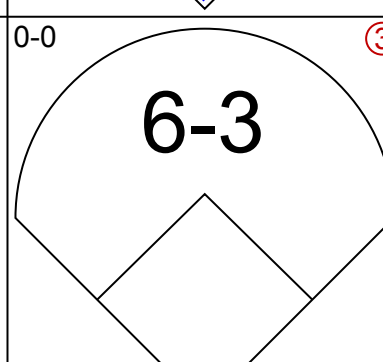
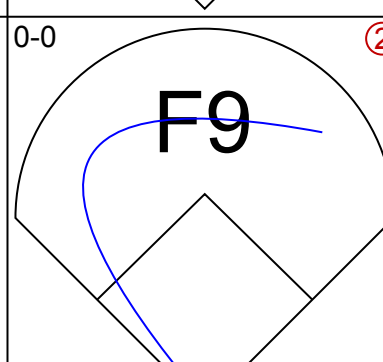
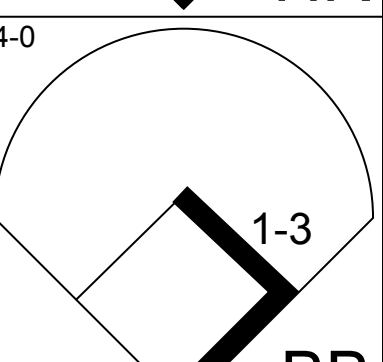
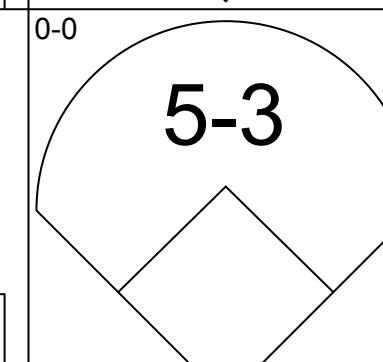
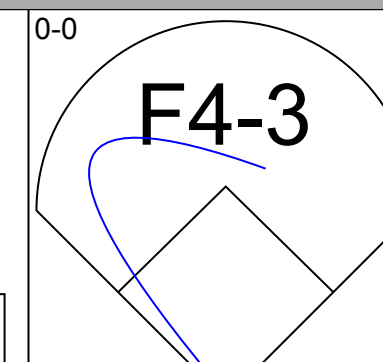
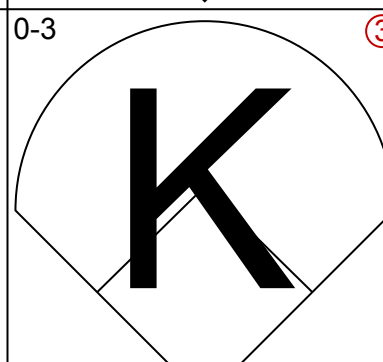
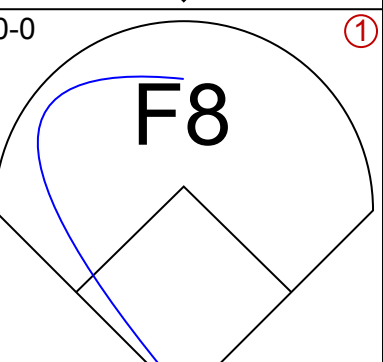
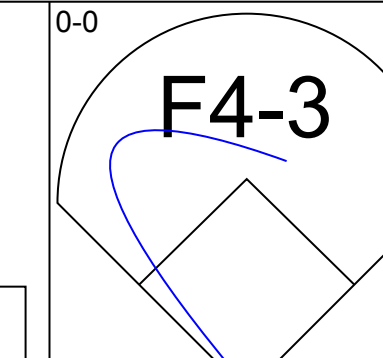
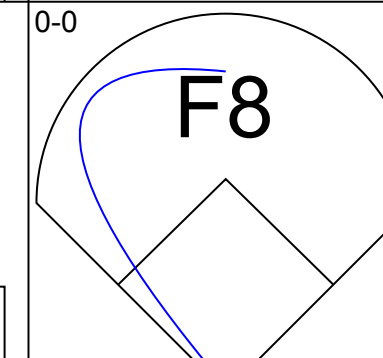
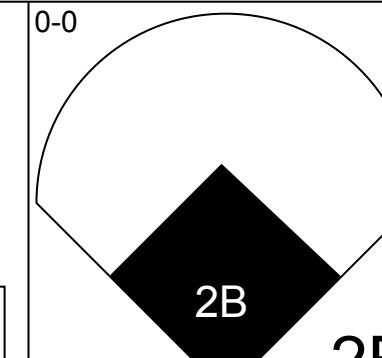
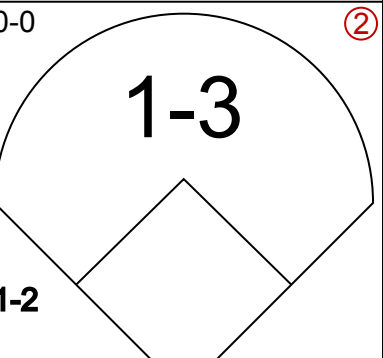
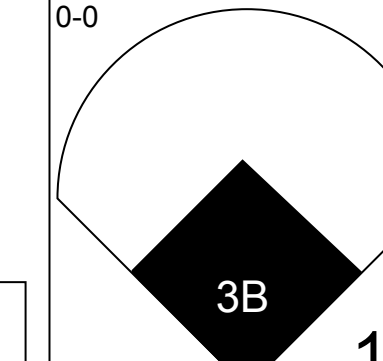
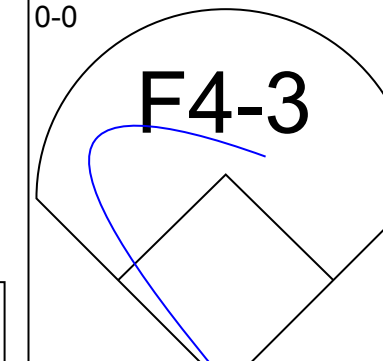
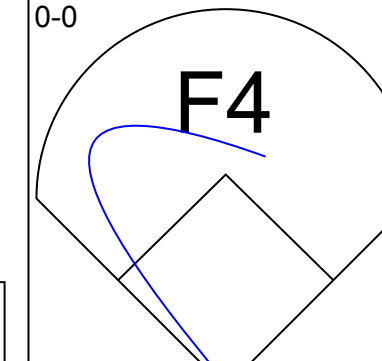
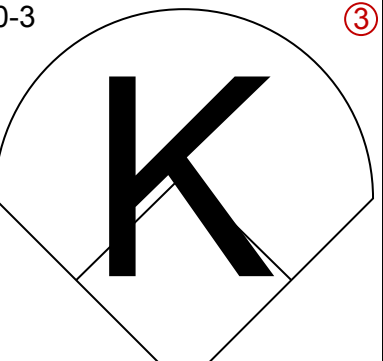
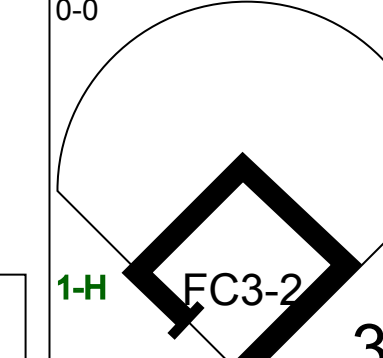
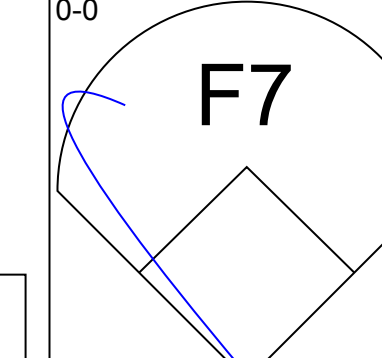
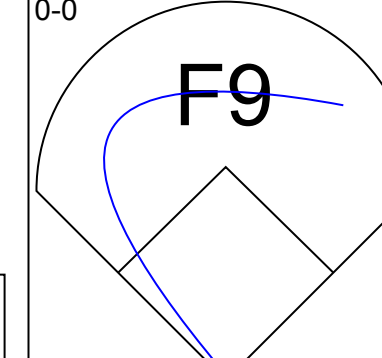
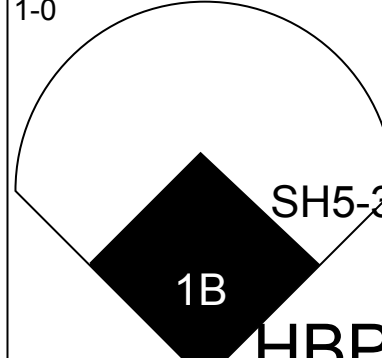
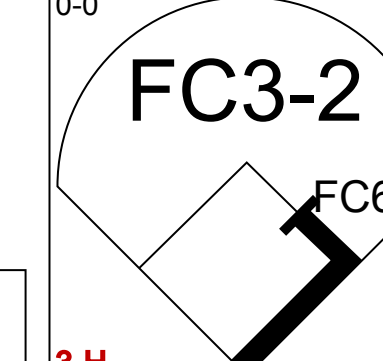
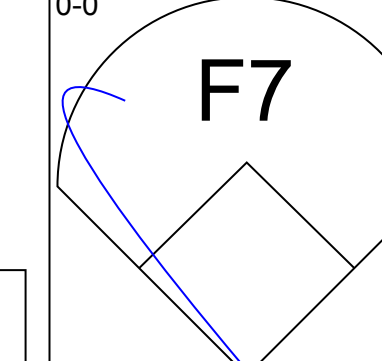
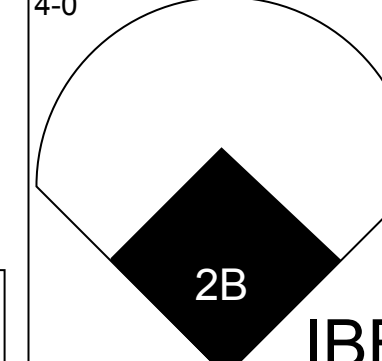
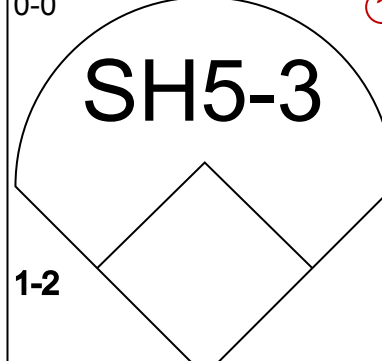
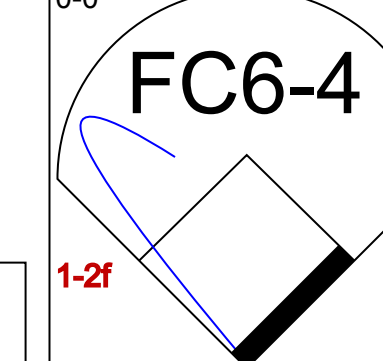
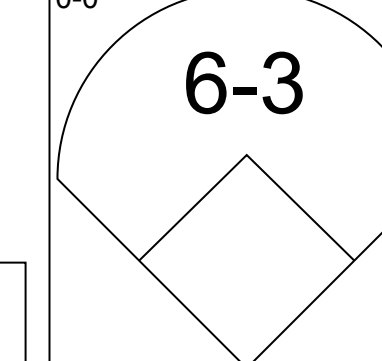
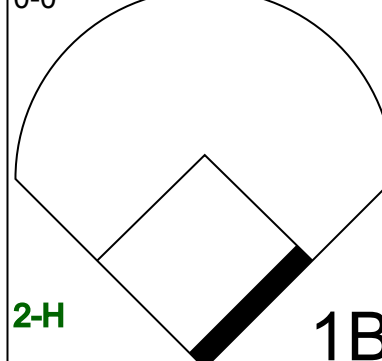
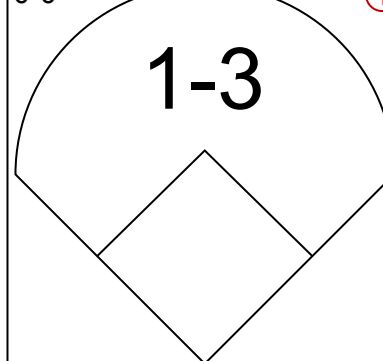
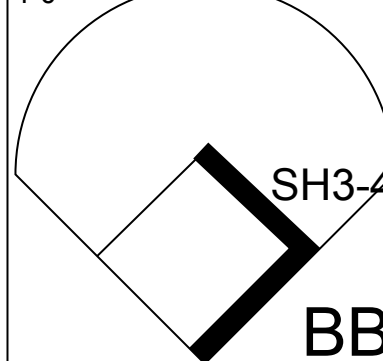
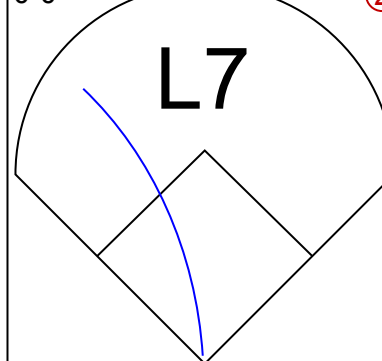
Batter	1	2	3	4	5	6	7	8	9	AB	R	H	RBI	BB	SO	LOB	BOTTOM								
Brett Butler, L OBP: 0.343, SLG: 0.397	F3				1B					3	0	2	0	2	0	0									
Rafael Ramirez, R OBP: 0.333, SLG: 0.349	6-3			6-3	FC4-6 1B		F3		F8	5	0	1	0	0	0	5									
Claudell Washington, L OBP: 0.323, SLG: 0.414	F7			6-3	FC4-6 1-2			1B F9 BB	E1 BB	4	0	0	0	1	0	4									
Dale Murphy, R OBP: 0.416, SLG: 0.572		1-3			1B BB		F9		F9	3	0	0	1	2	0	1									
Bob Horner, R OBP: 0.393, SLG: 0.530		F8			1B		F8		F8	5	0	2	0	0	0	3									
Chris Chambliss, L OBP: 0.380, SLG: 0.505					F7		F8		F8	4	0	1	0	0	0	4									
Glenn Hubbard, R OBP: 0.341, SLG: 0.397					F6				F7 F9	4	0	0	0	0	0	5									
Bruce Benedict, R OBP: 0.368, SLG: 0.336					F9				F4-3 E BB BB	2	1	0	0	2	0	0									
Ken Dayley, L OBP: 0.188, SLG: 0.071	F9				F9				F9	2	0	0	0	0	0	0									
Tony Brizzolara, R OBP: 0.283, SLG: 0.325					F4-3				F9	0	0	0	0	0	0	0									
Mike Jorgensen, L OBP: 0.063, SLG: 0.067										1	0	0	0	0	0	1									
Rick Camp, R OBP: 0.349, SLG: 0.421										0	0	0	0	0	0	0									
<b>Inning Stats</b>	R: 0 E: 0 K: 0 S: 3	H: 0 LOB: 0 BB: 0 P: 3	R: 0 E: 0 K: 0 S: 4	H: 1 LOB: 1 BB: 0 P: 4	R: 0 E: 0 K: 0 S: 3	H: 0 LOB: 1 BB: 1 P: 7	R: 0 E: 0 K: 0 S: 4	H: 1 LOB: 2 BB: 1 P: 8	R: 0 E: 0 K: 0 S: 5	H: 2 LOB: 2 BB: 0 P: 5	R: 0 E: 0 K: 0 S: 3	H: 0 LOB: 0 BB: 0 P: 3	R: 0 E: 0 K: 0 S: 4	H: 1 LOB: 2 BB: 1 P: 8	R: 0 E: 0 K: 0 S: 4	H: 1 LOB: 2 BB: 1 P: 8	R: 1 E: 1 K: 0 S: 4	H: 0 LOB: 3 BB: 3 P: 16	1B: 5 2B: 1 3B: 0 HR: 0	SF: 0 SAC: 0 DP: 0 HBP: 0	WP: 0 PB: 0 SB: 0 CS: 0	PA: 41			
<b>PITCHER</b>	IP	WLS	BF	H	R	ER	SO	BB	IBB	HBP	BLK	WP	HR	S	P	ERA	WHIP								
Greg Bargar, R ERA:	7.0	W	29	5	0	0	0	3	0	0	0	0	0	26	38	0.00	1.143								
Jeff Reardon, R ERA: 2.69	2.0	S	12	1	1	0	0	4	0	0	0	0	0	8	24	0.00	2.500								

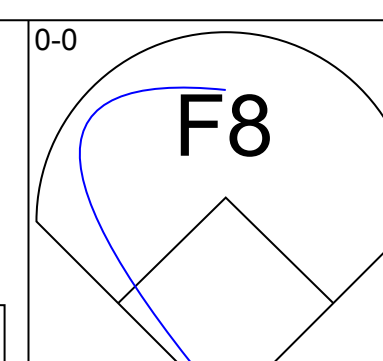
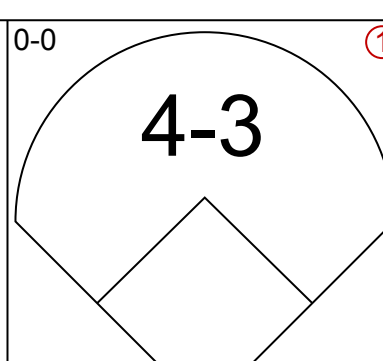
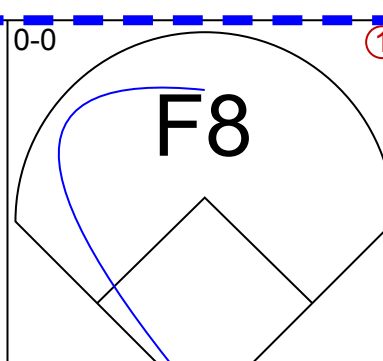
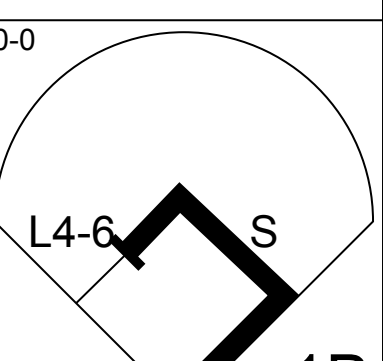
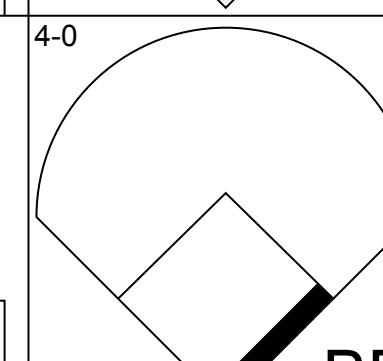
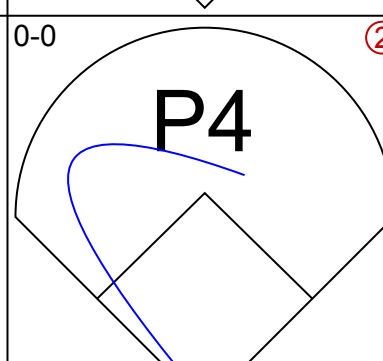
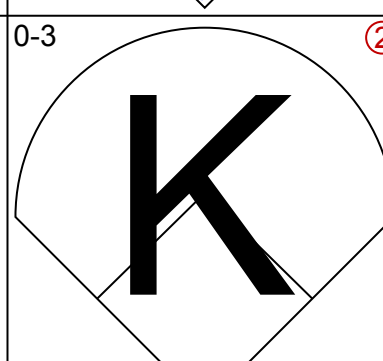
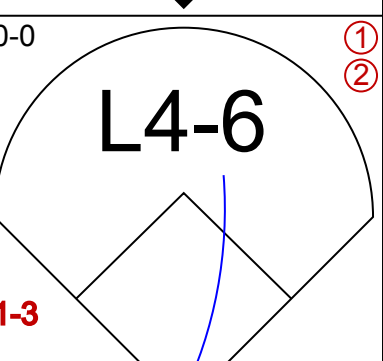
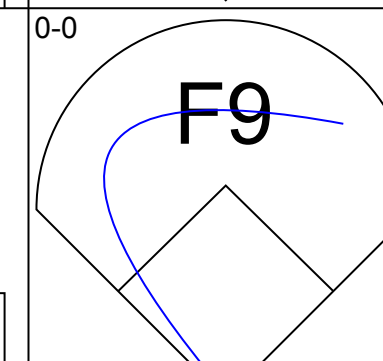
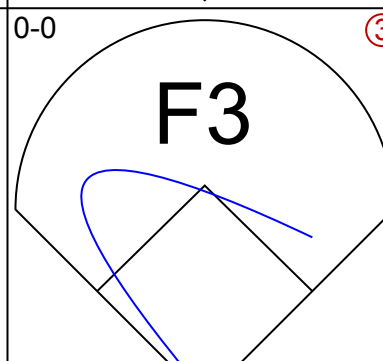
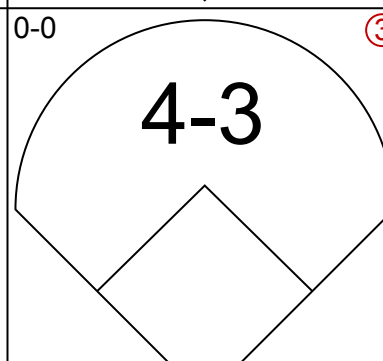
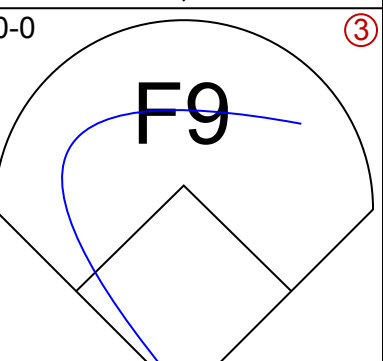
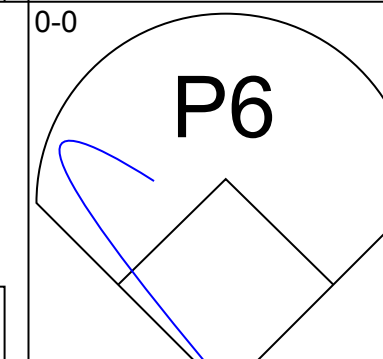




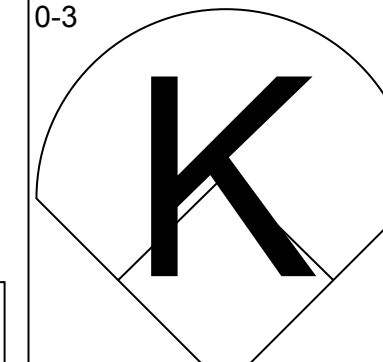
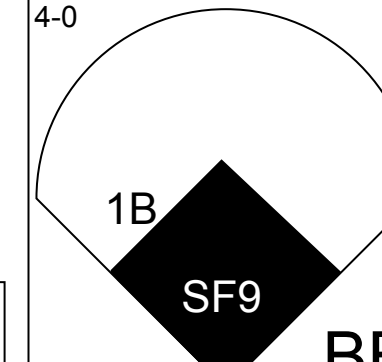
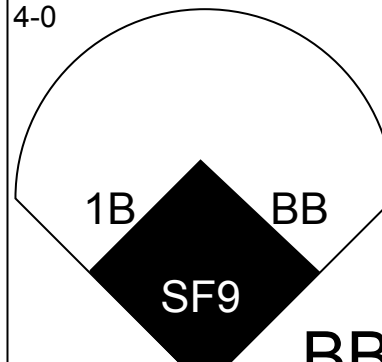
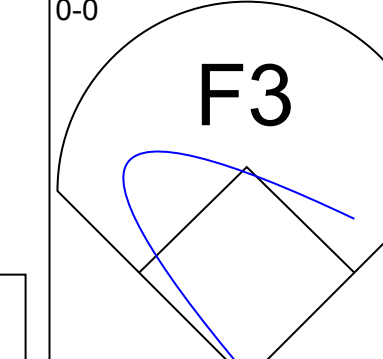
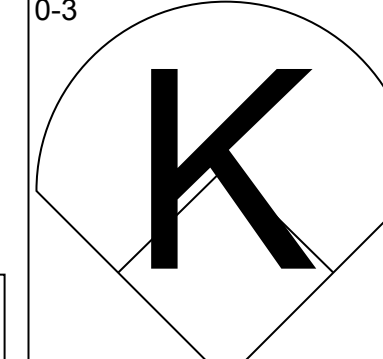
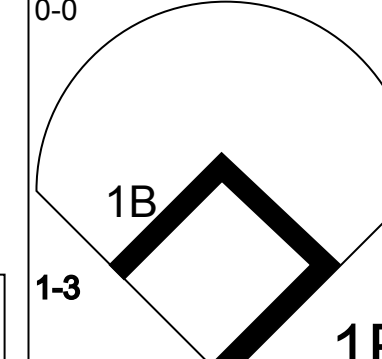

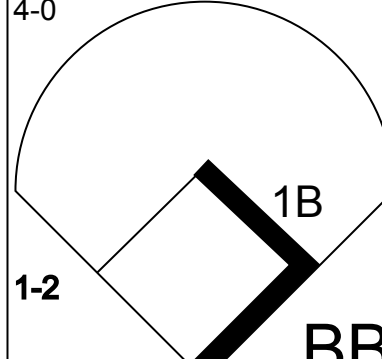
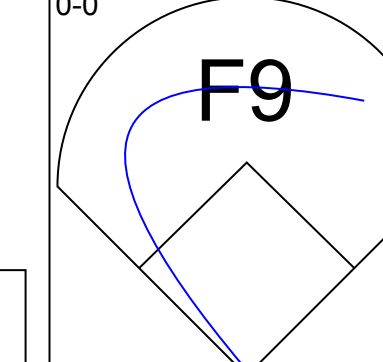

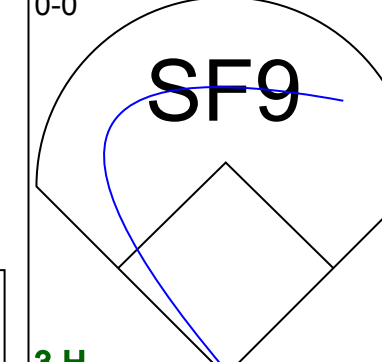

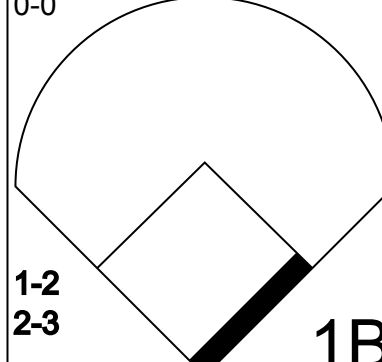
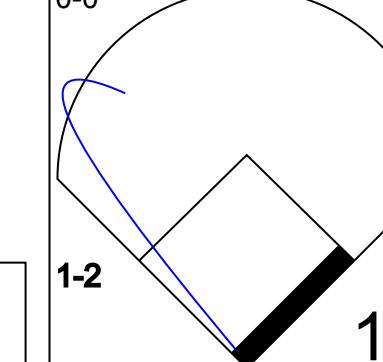
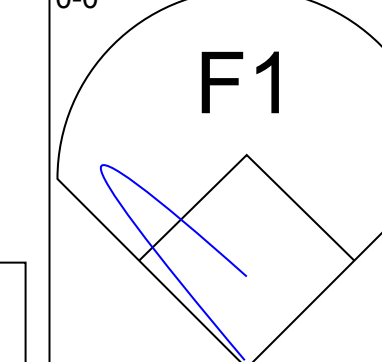
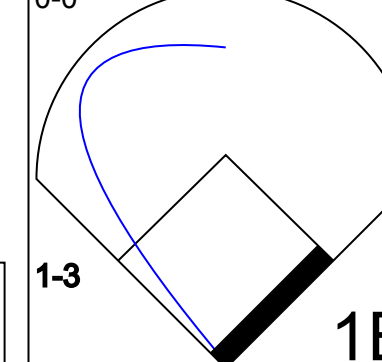
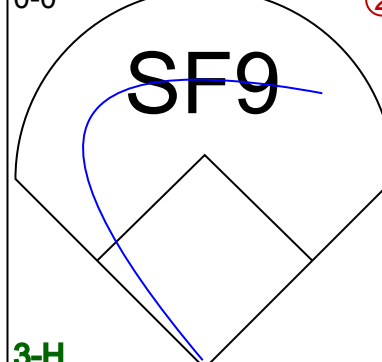
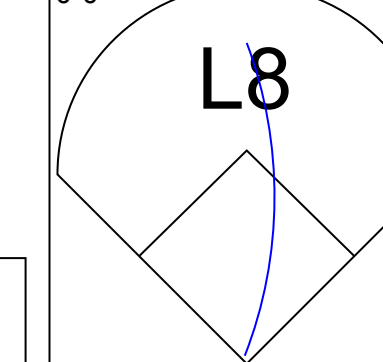
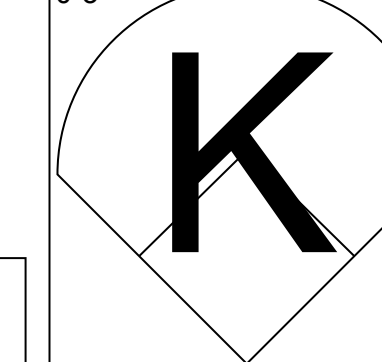
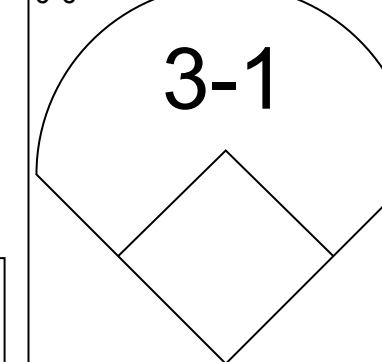

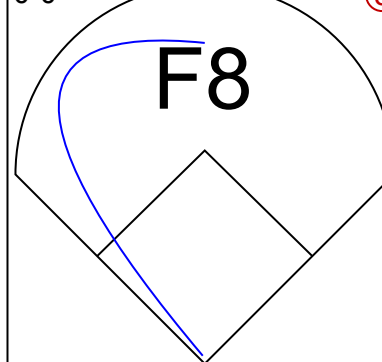
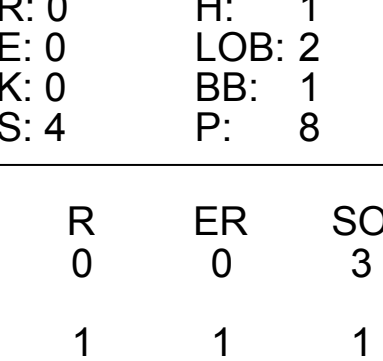
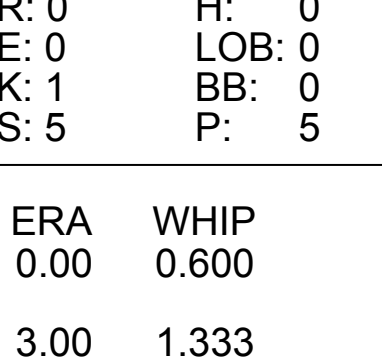
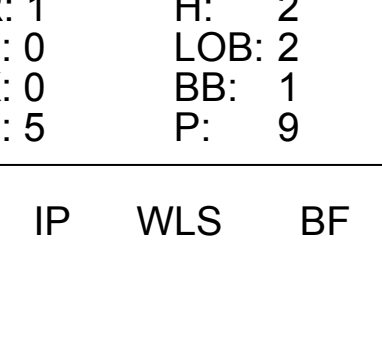
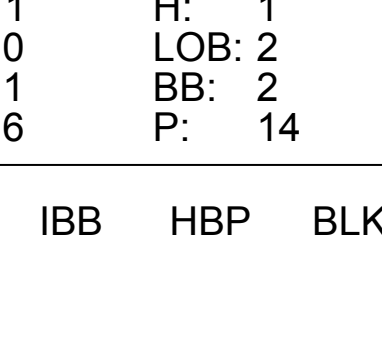

Montreal Expos @ Atlanta Braves  
Atlanta-Fulton County Stadium, Atlanta, GA  
Sun Jul 17 1983, 3:33 AM EDT  
Att: 24,288 - Unknown

AB 34  
R 1  
H 6  
RBI 1  
BB 7  
SO 0  
LOB 24





Batter	1	2	3	4	5	6	7	8	9	AB	R	H	RBI	BB	SO	LOB	TOP			
<b>Eddie Milner, L</b> OBP: 0.347, SLG: 0.370 (1, 8)										4	1	1	1	0	1	1	<b>Cincinnati Reds @ Montreal Expos</b> Olympic Stadium, Montreal, QB Tue Jul 19 1983, 7:05 PM EDT Att: 36,229 - Unknown  <b>AB 31</b> <b>R 5</b> <b>H 6</b> <b>RBI 5</b> <b>BB 3</b> <b>SO 4</b> <b>LOB 12</b>			
<b>Dave Concepcion, R</b> OBP: 0.285, SLG: 0.287 (1, 6)										3	0	0	0	1	1	1				
<b>Cesar Cedeno, R</b> OBP: 0.286, SLG: 0.345 (1, 9)										4	0	0	0	0	1	2				
<b>Dan Driessen, L</b> OBP: 0.407, SLG: 0.459 (1, 3)										4	1	1	0	0	0	1				
<b>Duane Walker, L</b> OBP: 0.320, SLG: 0.396 (1, 7)										4	1	1	0	0	1	2				
<b>Nick Esasky, R</b> OBP: 0.336, SLG: 0.520 (1, 5)										3	1	1	1	0	0	1				
<b>Ron Oester, S</b> OBP: 0.318, SLG: 0.396 (1, 4)										2	1	0	0	1	0	1				
<b>Dann Bilardello, R</b> OBP: 0.281, SLG: 0.358 (1, 2)										4	0	2	3	0	0	1				
<b>Joe Price, R</b> OBP: 0.128, SLG: 0.081 (5, PH)										1	0	0	0	0	0	0				
<b>Kevin Paris, R</b> OBP: 0.321, SLG: 0.294 (6, PH)										0	0	0	0	1	0	0				
<b>Ben Hayes, R</b> OBP: 0.337, SLG: 0.444 (6, PH)										1	0	0	0	0	0	1				
<b>Johnny Bench, R</b> OBP: 0.389, SLG: 0.517 (9, PH)										1	0	0	0	0	0	1				
<b>Bill Scherrer, L</b> OBP: 0.286, SLG: 0.187 (9, PH)										0	0	0	0	0	0	0				
<b>Tom Hume, R</b> OBP: 0.187, SLG: 0.187 (9, PH)										0	0	0	0	0	0	0				
<b>Inning Stats</b>	R: 0 E: 0 K: 2 S: 7	H: 0 LOB: 0 BB: 0 P: 7	R: 1 E: 0 K: 0 S: 5	H: 2 LOB: 1 BB: 0 P: 5	R: 0 E: 0 K: 0 S: 3	H: 0 LOB: 0 BB: 0 P: 3	R: 0 E: 0 K: 0 S: 3	H: 0 LOB: 0 BB: 0 P: 3	R: 0 E: 0 K: 1 S: 5	H: 0 LOB: 1 BB: 1 P: 9	R: 2 E: 0 K: 0 S: 5	H: 2 LOB: 1 BB: 1 P: 9	R: 1 E: 0 K: 1 S: 6	H: 1 LOB: 1 BB: 0 P: 10	R: 1 E: 0 K: 0 S: 4	H: 1 LOB: 1 BB: 0 P: 5	1B: 2 2B: 2 3B: 1 HR: 1	SF: 0 SAC: 2 DP: 0 HBP: 1	WP: 0 PB: 0 SB: 0 CS: 0	PA: 37
<b>PITCHER</b>	IP WLS BF H R ER SO BB IBB HBP BLK WP HR S P ERA WHIP																			
<b>Steve Rogers, R</b> ERA: 3.0 (1, 1)	7.0 L 27 4 3 3 3 1 1 0 0 0 0 0 0 39 3.86 0.714																			
<b>Dan Schatzeder, L</b> ERA: 2.32 (8, 1)	2.0 10 2 2 2 1 1 0 1 0 0 1 10 15 9.00 1.500																			


Batter	1	2	3	4	5	6	7	8	9	AB	R	H	RBI	BB	SO	LOB	BOTTOM			
<b>Tim Raines, S</b> OBP: 0.378, SLG: 0.421 (1, 7)										4	0	1	0	0	0	0	<b>Cincinnati Reds @ Montreal Expos</b> Olympic Stadium, Montreal, QB Tue Jul 19 1983, 7:05 PM EDT Att: 36,229 - Unknown  <b>AB 29</b> <b>R 2</b> <b>H 5</b> <b>RBI 2</b> <b>BB 5</b> <b>SO 5</b> <b>LOB 11</b>			
<b>Jim Wohlford, R</b> OBP: 0.309, SLG: 0.388 (1, 9)										2	0	0	0	1	1	0				
<b>Warren Cromartie, L</b> OBP: 0.353, SLG: 0.379 (8, PH)										4	0	0	0	0	0	1				
<b>Andre Dawson, R</b> OBP: 0.329, SLG: 0.566 (1, 8)										4	0	0	0	0	0	1				
<b>Al Oliver, L</b> OBP: 0.361, SLG: 0.439 (1, 3)										4	0	0	0	0	1	1				
<b>Gary Carter, R</b> OBP: 0.327, SLG: 0.419 (1, 2)										1	2	0	0	3	1	0				
<b>Tim Wallach, R</b> OBP: 0.342, SLG: 0.450 (1, 5)										3	0	1	0	1	1	1				
<b>Chris Speier, R</b> OBP: 0.353, SLG: 0.347 (1, 6)										3	0	1	1	0	0	1				
<b>Doug Flynn, R</b> OBP: 0.245, SLG: 0.282 (1, 4)										3	0	2	0	0	0	0				
<b>Terry Francona, L</b> OBP: 0.214, SLG: 0.246 (9, PH)										0	0	0	1	0	0	0				
<b>Steve Rogers, R</b> OBP: 0.160, SLG: 0.143 (1, 1)										2	0	0	0	0	1	2				
<b>Terry Crowley, L</b> OBP: 0.478, SLG: 0.250 (7, PH)										1	0	0	0	0	0	2				
<b>Dan Schatzeder, L</b> OBP: 0.167, SLG: 0.167 (8, PH)										0	0	0	0	0	0	0				
<b>Mike Vail, R</b> OBP: 0.294, SLG: 0.365 (9, PH)										1	0	0	0	0	0	2				
<b>Inning Stats</b>	R: 0 E: 0 K: 0 S: 3	H: 0 LOB: 1 BB: 1 P: 7	R: 0 E: 0 K: 0 S: 4	H: 1 LOB: 2 BB: 1 P: 8	R: 0 E: 0 K: 0 S: 3	H: 0 LOB: 0 BB: 0 P: 3	R: 0 E: 0 K: 2 S: 7	H: 0 LOB: 0 BB: 0 P: 7	R: 0 E: 0 K: 1 S: 5	H: 0 LOB: 0 BB: 0 P: 5	R: 1 E: 0 K: 0 S: 5	H: 2 LOB: 2 BB: 1 P: 9	R: 0 E: 0 K: 0 S: 3	H: 1 LOB: 0 BB: 0 P: 3	R: 1 E: 0 K: 1 S: 6	H: 1 LOB: 2 BB: 2 P: 14	1B: 5 2B: 1 3B: 0 HR: 0	SF: 2 SAC: 0 DP: 1 HBP: 0	WP: 0 PB: 0 SB: 1 CS: 0	PA: 36
<b>PITCHER</b>	IP WLS BF H R ER SO BB IBB HBP BLK WP HR S P ERA WHIP																			
<b>Joe Price, L</b> ERA: 2.62 (1, 1)	5.0 W 18 3 1 1 1 1 0 0 0 0 0 0 13 3.00 0.600																			
<b>Ben Hayes, R</b> ERA: 5.07 (6, 1)	3.0 12 3 1 1 1 1 0 0 0 0 0 0 17 27.00 6.000																			
<b>Bill Scherrer, L</b> ERA: 2.98 (9, 1)	0.1 3 0 1 1 1 2 0 0 0 0 0 0 3 0.00 1.500																			
<b>Tom Hume, R</b> ERA: 7.58 (9, 1)	0.2 S 3 1 0 0 0 0 0 0 0 0 0 0 3 0.00 1.500																			



Batter	1	2	3	4	5	6	7	8	9	AB	R	H	RBI	BB	SO	LOB	TOP								
<b>Eddie Milner, L</b> OBP: 0.343, SLG: 0.366 (1, 8)																	4 0 0 0 0 2 1								
<b>Dave Concepcion, R</b> OBP: 0.287, SLG: 0.268 (1, 6)																	3 1 1 0 1 1 0								
<b>Cesar Cedeno, R</b> OBP: 0.286, SLG: 0.343 (1, 9)																	4 1 1 0 0 0 2								
<b>Dan Driessen, L</b> OBP: 0.408, SLG: 0.459 (1, 3)																	4 1 2 0 0 0 1								
<b>Duane Walker, L</b> OBP: 0.318, SLG: 0.391 (1, 7)																	4 0 1 1 0 1 3								
<b>Nick Esasky, R</b> OBP: 0.342, SLG: 0.559 (1, 5)																	4 1 2 3 0 1 2								
<b>Tom Foley, L</b> OBP: 0.293, SLG: 0.308 (8, PH)																	2 0 0 0 0 1 0								
<b>Ron Oester, S</b> OBP: 0.317, SLG: 0.393 (8, 4)																	2 0 0 0 0 0 1								
<b>Alex Trevino, R</b> OBP: 0.280, SLG: 0.256 (8, PH)																	2 0 0 0 0 1 0								
<b>Paul Householder, S</b> OBP: 0.324, SLG: 0.376 (8, 2)																	0 0 0 0 1 0 0								
<b>Dann Bilardello, R</b> OBP: 0.281, SLG: 0.358 (8, 2)																	0 0 0 0 0 0 0								
<b>Mario Soto, R</b> OBP: 0.154, SLG: 0.196 (7, 1)																	2 0 0 0 0 1 0								
<b>Bill Scherrer, L</b> OBP: 0.266, SLG: 0.167 (8, PH)																	0 0 0 0 0 0 0								
<b>Johnny Bench, R</b> OBP: 0.306, SLG: 0.413 (8, 1)																	1 0 0 0 0 1 1								
<b>Tom Hume, R</b> (8, 1)																	0 0 0 0 0 0 0								
<b>Inning Stats</b>	R: 0 E: 0 K: 0 S: 3	H: 0 LOB: 0 BB: 0 P: 3	R: 0 E: 0 K: 0 S: 3	H: 1 LOB: 0 BB: 0 P: 3	R: 0 E: 0 K: 1 S: 5	H: 0 LOB: 0 BB: 0 P: 5	R: 0 E: 0 K: 0 S: 3	H: 1 LOB: 0 BB: 0 P: 3	R: 1 E: 0 K: 1 S: 6	H: 1 LOB: 0 BB: 0 P: 6	R: 0 E: 0 K: 2 S: 7	H: 0 LOB: 0 BB: 0 P: 7	R: 1 E: 1 K: 2 S: 9	H: 2 LOB: 1 BB: 0 P: 9	R: 0 E: 0 K: 2 S: 7	H: 0 LOB: 1 BB: 1 P: 11	R: 2 E: 0 K: 1 S: 7	H: 2 LOB: 1 BB: 1 P: 11	1B: 5 2B: 1 3B: 0 HR: 1	SF: 0 SAC: 0 DP: 1 HBP: 0	WP: 1 PB: 0 SB: 0 CS: 1	PA: 34			
<b>PITCHER</b>	IP	WLS	BF	H	R	ER	SO	BB	IBB	HBP	BLK	WP	HR	S	P	ERA	WHIP								
<b>Charlie Lea, R</b> ERA: 3.36 (1, 1)	8.2	W	33	7	4	3	9	2	0	0	0	1	1	49	57	3.12	1.038								
<b>Bob James, R</b> ERA: 9.0 (9, 1)	0.1	S	1	0	0	0	0	0	0	0	0	0	0	1	1	0.00	0.000								

Cincinnati Reds @ Montreal Expos  
Olympic Stadium, Montreal, QB  
Wed Jul 20 1983, 7:05 PM EDT  
Att: 24,555 - Unknown


AB 32  
R 4  
H 7  
RBI 4  
BB 2  
SO 9  
LOB 11



Batter	1	2	3	4	5	6	7	8	9	AB	R	H	RBI	BB	SO	LOB	BOTTOM								
<b>Tim Raines, S</b> OBP: 0.376, SLG: 0.417 (1, 7)																	5 0 1 1 0 2 2								
<b>Warren Cromartie, L</b> OBP: 0.357, SLG: 0.361 (1, 9)																	4 2 2 0 1 0 3								
<b>Andre Dawson, R</b> OBP: 0.330, SLG: 0.567 (1, 8)																	5 1 2 0 0 0 1								
<b>Al Oliver, L</b> OBP: 0.365, SLG: 0.439 (1, 3)																	4 1 2 1 1 1 1								
<b>Terry Francona, L</b> OBP: 0.214, SLG: 0.246 (9, 3)																	0 0 0 0 0 0 0								
<b>Gary Carter, R</b> OBP: 0.328, SLG: 0.416 (1, 2)																	4 0 1 1 1 1 1								
<b>Tim Lincecum, R</b> OBP: 0.341, SLG: 0.450 (1, 5)																	4 0 1 1 0 1 4								
<b>Chris Speier, R</b> OBP: 0.351, SLG: 0.345 (1, 6)																	4 1 1 0 0 0 5								
<b>Doug Flynn, R</b> OBP: 0.253, SLG: 0.289 (1, 4)																	4 1 3 0 0 1 2								
<b>Charlie Lea, R</b> OBP: 0.136, SLG: 0.116 (1, 1)																	4 0 1 1 0 2 4								
<b>Bob James, R</b> (9, 1)																	0 0 0 0 0 0 0								
<b>Inning Stats</b>	R: 1 E: 0 K: 2 S: 9	H: 2 LOB: 3 BB: 2 P: 17	R: 0 E: 0 K: 1 S: 6	H: 1 LOB: 1 BB: 0 P: 6	R: 0 E: 0 K: 1 S: 4	H: 1 LOB: 1 BB: 0 P: 4	R: 0 E: 0 K: 1 S: 6	H: 1 LOB: 0 BB: 0 P: 6	R: 3 E: 0 K: 2 S: 11	H: 4 LOB: 2 BB: 1 P: 15	R: 0 E: 0 K: 1 S: 6	H: 1 LOB: 1 BB: 0 P: 6	R: 2 E: 0 K: 0 S: 7	H: 4 LOB: 2 BB: 0 P: 7	R: 0 E: 0 K: 1 S: 5	H: 0 LOB: 0 BB: 0 P: 5	1B: 12 2B: 2 3B: 0 HR: 0	SF: 0 SAC: 0 DP: 0 HBP: 0	WP: 0 PB: 0 SB: 1 CS: 0	PA: 41					
<b>PITCHER</b>	IP	WLS	BF	H	R	ER	SO	BB	IBB	HBP	BLK	WP	HR	S	P	ERA	WHIP								
<b>Mario Soto, R</b> ERA: 2.46 (1, 1)	6.2	L	37	14	6	6	7	3	0	0	1	0	0	48	60	8.10	2.550								
<b>Bill Scherrer, L</b> ERA: 2.96 (7, 1)	0.1		1	0	0	0	0	0	0	0	0	0	0	1	1	0.00	0.000								
<b>Tom Hume, R</b> ERA: 7.34 (8, 1)	1.0		3	0	0	0	1	0	0	0	0	0	0	5	5	0.00	0.000								

Cincinnati Reds @ Montreal Expos  
Olympic Stadium, Montreal, QB  
Wed Jul 20 1983, 7:05 PM EDT  
Att: 24,555 - Unknown

AB 38  
R 6  
H 14  
RBI 5  
BB 3  
SO 8  
LOB 23





Batter	1	2	3	4	5	6	7	8	9	AB	R	H	RBI	BB	SO	LOB	TOP			
Omar Moreno, L (1.8)	G3		CS 1B		K		1-3			4	0	1	0	0	1	0				
Terry Puhl, L (1.9)	P6		F3		HR			L3		4	1	1	1	0	0	1				
Dickie Thon, R (1.6)			F6		F9			F8		4	0	1	0	0	0	1				
Phil Garner, R (1.5)	F4		CS	2B SF9 1B	F8			K		4	1	1	0	0	1	1				
Jose Cruz, L (1.7)		F5		SF9 HR 2B	F4			F9		4	1	1	0	0	0	0				
Ray Knight, R (1.3)		BB 1B		SF9	F6			F4-3 HBP		2	0	1	1	0	0	0				
Bill Doran, S (1.4)				F6	1-3			F4-3		2	0	0	0	0	1	0	AB 31			
Bill Dawley, R (6.1)										0	0	0	0	0	0	0	R 4			
Vern Ruhle, R (8.1)										0	0	0	0	0	0	0	H 7			
Denny Walling, L (9. PH)										1	0	0	0	0	0	1	RBI 4			
George Bjorkman, R (1.2)		K								3	1	1	2	0	1	2	BB 1			
Nolan Ryan, R (1.1)										2	0	0	0	0	2	2	SO 5			
Craig Reynolds, L (6.4)										1	0	0	0	0	0	0	LOB 9			
<b>Inning Stats</b>	R: 0 E: 0 K: 0 S: 4	H: 1 LOB: 1 BB: 0 P: 4	R: 0 E: 0 K: 2 S: 8	H: 1 LOB: 2 BB: 1 P: 12	R: 0 E: 0 K: 1 S: 3	H: 1 LOB: 0 BB: 0 P: 3	R: 3 E: 0 K: 1 S: 8	H: 3 LOB: 0 BB: 0 P: 8	R: 1 E: 0 K: 0 S: 6	H: 1 LOB: 0 BB: 0 P: 6	R: 0 E: 0 K: 0 S: 3	H: 0 LOB: 0 BB: 0 P: 3	R: 0 E: 0 K: 1 S: 5	H: 0 LOB: 0 BB: 0 P: 5	R: 0 E: 0 K: 0 S: 2	H: 0 LOB: 0 BB: 0 P: 3	1B: 4 2B: 2 3B: 0 HR: 2	SF: 1 SAC: 0 DP: 1 HBP: 1	WP: 0 PB: 0 SB: 0 CS: 1	PA: 35
<b>PITCHER</b> Bill Gullickson, R (1.1) ERA: 4.49	IP: 9.0 WLS: W BF: 34 H: 7 R: 4 ER: 4 SO: 5 BB: 1 IBB: 0 HBP: 1 BLK: 0 WP: 0 HR: 2 S: 42 P: 47 ERA: 4.00 WHIP: 0.889																			

Houston Astros @ Montreal Expos  
Olympic Stadium, Montreal, QB  
Thu Jul 21 1983, 7:05 PM EDT  
Att: 22,055 - Unknown

AB	31
R	4
H	7
RBI	4
BB	1
SO	5
LOB	9



Batter	1	2	3	4	5	6	7	8	9	AB	R	H	RBI	BB	SO	LOB	BOTTOM			
Tim Raines, S (1.7)	F7		6-3		K	1B 1B		K		4	1	0	0	1	2	1				
Bryan Little, S (1.6)	4-3		F9		1B 1B	1B 1B		FC6-4 1B		5	1	3	0	0	0	0				
Andre Dawson, R (1.8)	6-3			5-3	1B 2B	1B 2B	G6-4-3 1B	FC6-4 1-2		5	1	2	2	0	0	1				
Al Oliver, L (1.3)		1B BB		E6 2B 6-3	2B 1B 1B	F7				3	2	1	2	1	0	2				
Gary Carter, R (1.2)		F8			E 2B	G6-4-3 1-2				4	1	2	1	0	0	3				
Warren Cromartie, L (1.9)				6-3	E7 E 1B		F8			4	1	2	2	0	0	1				
Tim Wallach, R (1.5)		L4		L4	E5		F9			4	0	0	0	0	0	3	AB 37			
Doug Flynn, R (1.4)							K			4	0	1	0	0	2	3	R 9			
Bill Gullickson, R (1.1)			4-3		FC3-6 1B 1B	1B BB 1B		L5		4	2	1	0	0	0	1	H 12			
<b>Inning Stats</b>	R: 0 E: 0 K: 0 S: 3	H: 0 LOB: 0 BB: 0 P: 3	R: 0 E: 0 K: 1 S: 6	H: 1 LOB: 1 BB: 1 P: 10	R: 0 E: 0 K: 0 S: 3	H: 0 LOB: 0 BB: 0 P: 3	R: 1 E: 1 K: 0 S: 5	H: 1 LOB: 1 BB: 0 P: 5	R: 6 E: 2 K: 1 S: 12	H: 6 LOB: 1 BB: 0 P: 12	R: 2 E: 0 K: 0 S: 5	H: 3 LOB: 1 BB: 1 P: 9	R: 0 E: 0 K: 1 S: 5	H: 0 LOB: 0 BB: 0 P: 5	R: 0 E: 0 K: 1 S: 6	H: 1 LOB: 1 BB: 0 P: 6	1B: 10 2B: 2 3B: 0 HR: 0	SF: 0 SAC: 0 DP: 1 HBP: 0	WP: 0 PB: 0 SB: 0 CS: 0	PA: 39
<b>PITCHER</b> Nolan Ryan, R (1.1) ERA: 2.49 Bill Dawley, R (6.1) ERA: 2.7 Vern Ruhle, R (8.1) ERA: 4.88	IP: 5.0 WLS: L BF: 26 H: 8 R: 7 ER: 4 SO: 2 BB: 1 IBB: 0 HBP: 0 BLK: 0 WP: 0 HR: 0 S: 29 P: 33 ERA: 7.20 WHIP: 1.800																			

Houston Astros @ Montreal Expos  
Olympic Stadium, Montreal, QB  
Thu Jul 21 1983, 7:05 PM EDT  
Att: 22,055 - Unknown

AB	37
R	9
H	12
RBI	7
BB	2
SO	4
LOB	15





Batter	1	2	3	4	5	6	7	8	9	AB	R	H	RBI	BB	SO	LOB	TOP					
Omar Moreno, L (1.8)	F6		E	K2-3		F7		K	FC6-4	6	1	2	2	0	2	0						
Terry Puhl, L (1.9)	L9		E4	3-1		F9		L8	FC6-4	6	1	1	2	0	0	1						
Dickie Thon, R (1.6)	P3		FC6-4			F9		K	F5	5	0	0	0	1	1	1						
Phil Garner, R (1.5)		1B	E6			F9		F3	1B	5	2	2	1	0	0	1						
Jose Cruz, L (1.7)		2B	FC6-4			E6		BB	1B	5	2	4	1	0	0	2						
Ray Knight, R (1.3)		1B	F8			F9		BB	1B	3	1	1	0	1	0	3						
Luis Pujols, R (7.2)		2H	F8			F9		BB	1B	0	0	0	0	0	0	0						
Tim Tolman, R (9, PH)		1B	F8			F9		BB	1B	1	0	0	0	0	0	2						
Harry Spilman, L (9, 2)		1B	F8			F9		BB	1B	0	0	0	0	0	0	0						
Bill Doran, S (1.4)		2B	F2			F2		1B	1B	2	1	1	1	3	0	1						
George Bjorkman, R (1.2)		1B	F2			F2		1B	1B	3	0	0	0	0	1	7						
Denny Walling, L (7, PH)		1B	6-3			FC5-4		BB	1B	2	1	2	2	0	0	0						
Denny Walling, L (7, 3)		1B	6-3			FC5-4		BB	1B	0	0	0	0	0	0	0						
Joe Niekro, R (1.1)		1B	6-3			FC5-4		BB	1B	3	1	0	0	0	2	2						
Frank DiPino, L (8, 1)		1B	6-3			FC5-4		BB	1B	0	0	0	0	0	0	0						
Dave Smith, R (8, 1)		1B	6-3			FC5-4		BB	1B	0	0	0	0	0	0	0						
Tony Scott, S (9, PH)		1B	6-3			FC5-4		BB	1B	1	1	1	2	0	0	0						
Bill Dawley, R (9, 1)		1B	6-3			FC5-4		BB	1B	0	0	0	0	0	0	0						
Inning Stats	R: 0 E: 0 K: 0 S: 3	H: 0 LOB: 0 BB: 0 P: 3	R: 1 E: 0 K: 0 S: 5	H: 2 LOB: 1 BB: 0 P: 5	R: 3 E: 2 K: 0 S: 6	H: 2 LOB: 3 BB: 2 P: 15	R: 0 E: 0 K: 2 S: 7	H: 0 LOB: 0 BB: 0 P: 7	R: 0 E: 1 K: 1 S: 6	H: 1 LOB: 3 BB: 2 P: 14	R: 0 E: 0 K: 0 S: 3	H: 0 LOB: 0 BB: 0 P: 3	R: 2 E: 0 K: 1 S: 8	H: 3 LOB: 2 BB: 1 P: 12	R: 0 E: 0 K: 2 S: 7	H: 0 LOB: 0 BB: 0 P: 7	R: 5 E: 0 K: 0 S: 9	H: 6 LOB: 1 BB: 0 P: 9	1B: 12 2B: 2 3B: 0 HR: 0	SF: 0 SAC: 0 DP: 0 HBP: 1	WP: 0 PB: 0 SB: 1 CS: 0	PA: 48
PITCHER	IP	WLS	BF	H	R	ER	SO	BB	IBB	HBP	BLK	WP	HR	S	P	ERA	WHIP					
Greg Bargar, R (1.1)	2.2		16	4	4	4	0	2	0	1	0	0	0	13	22	13.50	2.250					
Bryn Smith, R (3.1)	2.1		10	1	0	0	3	1	1	0	0	0	0	14	22	0.00	0.857					
Randy Lerch, L (6.1)	1.2		8	2	2	2	0	1	0	0	0	0	0	7	11	10.80	1.800					
Bob James, R (7.1)	1.1		5	1	0	0	3	0	0	0	0	0	0	11	11	0.00	0.750					
Woodie Fryman, L (9.1)	0.1	L	5	4	4	4	0	0	0	0	0	0	0	5	5	108.00	12.000					

Houston Astros @ Montreal Expos  
Olympic Stadium, Montreal, QB  
Fri Jul 22 1983, 7:05 PM EDT  
Att: 34,425 - Unknown

AB	42
R	11
H	14
RBI	11
BB	5
SO	6
LOB	20



Batter	1	2	3	4	5	6	7	8	9	AB	R	H	RBI	BB	SO	LOB	BOTTOM					
Tim Raines, S (1.7)	F7		F7				3-1			5	1	2	2	0	0	1						
Warren Cromartie, L (1.9)	F8		F8					K		5	0	0	0	0	1	2						
Andre Dawson, R (1.8)	5-3									4	2	2	0	1	1	0						
Al Oliver, L (1.3)		1-3								5	1	2	1	0	0	1						
Gary Carter, R (1.2)		1B								4	1	1	0	1	0	2						
Tim Wallach, R (1.5)		FC5-4								4	1	2	2	0	0	1						
Chris Speier, R (1.6)		BB								3	0	0	0	0	0	3						
Bob James, R (7.1)		FC6-4								0	0	0	0	0	0	0						
Mike Vail, R (8, PH)		1B								1	0	0	0	1	2							
Woodie Fryman, R (9.1)		1B								0	0	0	0	0	0	0						
Jeff Reardon, R (9.1)		1B								0	0	0	0	0	0	0						
Doug Flynn, R (1.4)		1B								3	0	1	0	0	0	2						
Jim Wohlford, R (8, PH)		1B								1	1	1	2	0	0	0						
Greg Bargar, R (1.1)		1B								0	0	0	0	0	0	0						
Bryn Smith, R (3.1)		1B								0	0	0	0	0	0	0						
Terry Francona, L (6, PH)		1B								1	0	0	0	0	0	0						
Randy Lerch, L (6.1)		1B								0	0	0	0	0	0	0						
Bryan Little, S (7.6)		1B								2	1	1	1	0	0	0						
Inning Stats	R: 0 E: 0 K: 0 S: 3	H: 0 LOB: 0 BB: 0 P: 3	R: 0 E: 0 K: 0 S: 4	H: 0 LOB: 1 BB: 1 P: 7	R: 0 E: 0 K: 0 S: 4	H: 1 LOB: 1 BB: 0 P: 4	R: 1 E: 0 K: 0 S: 6	H: 3 LOB: 2 BB: 0 P: 6	R: 1 E: 0 K: 0 S: 5	H: 2 LOB: 1 BB: 0 P: 5	R: 0 E: 0 K: 0 S: 3	H: 0 LOB: 0 BB: 0 P: 3	R: 0 E: 0 K: 0 S: 3	H: 0 LOB: 0 BB: 0 P: 3	R: 6 E: 0 K: 2 S: 13	H: 6 LOB: 1 BB: 1 P: 17	R: 0 E: 0 K: 1 S: 5	H: 0 LOB: 0 BB: 0 P: 5	1B: 8 2B: 3 3B: 0 HR: 1	SF: 0 SAC: 1 DP: 0 HBP: 0	WP: 0 PB: 1 SB: 1 CS: 0	PA: 41
PITCHER	IP	WLS	BF	H	R	ER	SO	BB	IBB	HBP	BLK	WP	HR	S	P	ERA	WHIP					
Joe Niekro, R (1.1)	7.1		31	7	4	4	1	0	0	0	0	0	0	7	7	81.00	12.000					
Frank DiPino, L (8.1)	0.1		5	4	3	3	1	0	0	0	0	0	0	2	2	27.00	3.000					
Dave Smith, R (8.1)	0.1	W	2	1	1	1	0	0	0	0	0	0	0	2	2	0.00	0.000					
Bill Dawley, R (9.1)	1.0	S	3	0	0	0	1	0	0	0	0	0	0	5	5	0.00	0.000					

Houston Astros @ Montreal Expos  
Olympic Stadium, Montreal, QB  
Fri Jul 22 1983, 7:05 PM EDT  
Att: 34,425 - Unknown

AB	38
R	8
H	12
RBI	8
BB	2
SO	3
LOB	14





Batter	1	2	3	4	5	6	7	8	9	AB R H RBI BB SO LOB	TOP											
Tony Scott, S (1, 8) Harry Spilman, L (9, PH) OBP: 0.255, SLG: 0.293 OBP: 0.233, SLG: 0.273	F4		5-3		F7			2B BB	F5	3 1 0 0 1 0 1 1 0 0 0 0 0 3												
Terry Puhl, L (1, 9) OBP: 0.360, SLG: 0.453	1B		1B		F8			F4		4 0 2 0 0 0 1												
Dickie Thon, R (1, 6) OBP: 0.363, SLG: 0.480	F4		F7		F7			1-H 2B		4 0 1 1 0 0 2												
Phil Garner, R (1, 5) OBP: 0.323, SLG: 0.377	F8				F9			F9		4 0 0 0 0 0 2												
Jose Cruz, L (1, 7) OBP: 0.396, SLG: 0.461		K			L7				6-3	4 0 1 0 0 1 0												
Ray Knight, R (1, 3) OBP: 0.388, SLG: 0.489					F7				F8	4 0 1 0 0 0 1												
Bill Doran, S (1, 4) OBP: 0.366, SLG: 0.339										4 0 2 0 0 0 2												
George Bjorkman, R (1, 2) OBP: 0.326, SLG: 0.425										3 0 0 0 1 1 3												
Bob Knepper, L (1, 1) Kevin Bales, S (5, PH) Vern Riffe, R (5, 1) Tim Lincecum, S (5, PH) Dave Smith, R (8, 1) Denny Walling, L (8, PH) OBP: 0.291, SLG: 0.321			3-1							1 0 0 0 0 0 0 1 0 0 0 0 0 1 0 0 0 0 0 0 0 1 0 0 0 0 0 0 0 0 0 0 0 0 0 0 0 0 0 0 1 0 0												
<b>Inning Stats</b>	R: 0 E: 0 K: 0 S: 4	H: 1 LOB: 1 BB: 0 P: 4	R: 0 E: 0 K: 1 S: 6	H: 1 LOB: 1 BB: 0 P: 6	R: 0 E: 0 K: 0 S: 4	H: 1 LOB: 0 BB: 0 P: 4	R: 0 E: 0 K: 0 S: 3	H: 0 LOB: 0 BB: 0 P: 3	R: 0 E: 0 K: 1 S: 6	H: 1 LOB: 1 BB: 0 P: 6	R: 0 E: 0 K: 0 S: 3	H: 0 LOB: 0 BB: 0 P: 3	R: 0 E: 0 K: 0 S: 4	H: 1 LOB: 1 BB: 0 P: 4	R: 1 E: 0 K: 0 S: 4	H: 1 LOB: 1 BB: 1 P: 8	R: 0 E: 0 K: 0 S: 4	H: 1 LOB: 3 BB: 2 P: 12	1B: 6 2B: 1 3B: 0 HR: 0	SF: 0 SAC: 0 DP: 0 HBP: 0	WP: 0 PB: 0 SB: 1 CS: 0	PA: 37
<b>PITCHER</b>	IP WLS BF H R ER SO BB IBB HBP BLK WP HR S P ERA WHIP																					
Dan Schatzeder, L (1, 1) ERA: 2.14	8.2 W 36 7 1 1 2 3 0 0 0 0 0 0 0 0 1.04 1.154																					
Jeff Reardon, R (9, 1) ERA: 2.61	0.1 S 1 0 0 0 0 0 0 0 0 0 0 0 0 1 0.00 0.000																					

Houston Astros @ Montreal Expos  
Olympic Stadium, Montreal, QB  
Sat Jul 23 1983, 7:05 PM EDT  
Att: 28,992 - Unknown

AB 34  
R 1  
H 7  
RBI 1  
BB 3  
SO 2  
LOB 16



Batter	1	2	3	4	5	6	7	8	9	AB R H RBI BB SO LOB	BOTTOM											
Tim Raines, S (1, 7) OBP: 0.375, SLG: 0.425	P5					F8				4 0 2 0 0 0 0												
Jim Welford, R (1, 9) OBP: 0.301, SLG: 0.389	F8									4 0 0 0 0 0 3												
Andre Dawson, R (1, 8) OBP: 0.336, SLG: 0.561	E5									2 0 0 0 2 0 0												
Al Oliver, L (1, 3) OBP: 0.363, SLG: 0.433	4-3									4 0 0 0 0 0 6												
Gary Carter, R (1, 2) OBP: 0.333, SLG: 0.423										4 1 2 0 0 0 0												
Tim Wallach, R (1, 5) OBP: 0.344, SLG: 0.452										4 1 3 0 0 0 1												
Chris Speier, R (1, 6) OBP: 0.340, SLG: 0.333										4 1 0 0 0 1 5												
Doug Flynn, R (1, 4) OBP: 0.257, SLG: 0.296										4 1 2 2 0 0 1												
Dan Schatzeder, L (1, 1) OBP: 0.200, SLG: 0.200										4 0 1 2 0 0 1												
Jeff Reardon, R (9, 1) OBP: 0.143, SLG: 0.143										0 0 0 0 0 0 0												
<b>Inning Stats</b>	R: 0 E: 1 K: 0 S: 4	H: 0 LOB: 1 BB: 0 P: 4	R: 0 E: 0 K: 1 S: 6	H: 1 LOB: 1 BB: 0 P: 6	R: 0 E: 0 K: 0 S: 4	H: 1 LOB: 2 BB: 1 P: 8	R: 3 E: 0 K: 0 S: 8	H: 5 LOB: 3 BB: 1 P: 12	R: 0 E: 0 K: 0 S: 3	H: 1 LOB: 0 BB: 0 P: 3	R: 0 E: 0 K: 0 S: 3	H: 0 LOB: 0 BB: 0 P: 3	R: 0 E: 0 K: 0 S: 3	H: 0 LOB: 0 BB: 0 P: 3	R: 1 E: 1 K: 0 S: 5	H: 2 LOB: 1 BB: 0 P: 5	R: 0 E: 0 K: 0 S: 5	H: 0 LOB: 0 BB: 0 P: 5	1B: 9 2B: 1 3B: 0 HR: 0	SF: 0 SAC: 0 DP: 1 HBP: 0	WP: 0 PB: 0 SB: 1 CS: 0	PA: 36
<b>PITCHER</b>	IP WLS BF H R ER SO BB IBB HBP BLK WP HR S P ERA WHIP																					
Bob Knepper, L (1, 1) ERA: 3.1	4.0 L 22 7 3 3 1 1 0 0 0 0 0 0 0 9 6.75 2.000																					
Vern Riffe, R (5, 1) ERA: 4.07	3.0 9 1 0 0 0 0 0 0 0 0 0 0 0 9 0.00 0.333																					
Dave Smith, R (8, 1) ERA: 3.23	1.0 5 2 1 0 0 0 0 0 0 0 0 0 0 5 0.00 2.000																					

Houston Astros @ Montreal Expos  
Olympic Stadium, Montreal, QB  
Sat Jul 23 1983, 7:05 PM EDT  
Att: 28,992 - Unknown

AB 34  
R 4  
H 10  
RBI 4  
BB 2  
SO 1  
LOB 17





Batter	1	2	3	4	5	6	7	8	9	AB	R	H	RBI	BB	SO	LOB	TOP
Denny Walling, L OBP: 0.262, SLG: 0.298 (1, 9)										4	0	0	0	0	0	2	
Terry Puhl, L OBP: 0.359, SLG: 0.454 (1, 8)										4	1	1	0	0	0	1	
Dickie Thon, R OBP: 0.362, SLG: 0.481 (1, 6)										4	1	1	1	0	0	0	
Phil Garner, R OBP: 0.319, SLG: 0.373 (1, 5)										4	0	0	0	0	0	1	
Jose Cruz, L OBP: 0.395, SLG: 0.458 (1, 7)										4	1	1	0	0	0	0	
Harry Scillman, L OBP: 0.234, SLG: 0.276 (1, 3)										3	0	1	1	0	0	0	
Alan Ashby, S OBP: 0.300, SLG: 0.439 (1, 2)										4	0	1	1	0	1	1	
Craig Reynolds, L OBP: 0.294, SLG: 0.340 (1, 4)										4	0	2	0	0	0	0	
Michael LaCoss, R OBP: 0.091, SLG: 0.063 (7, 1)										2	0	1	0	0	0	1	
Frank LaCorte, R OBP: 0.167, SLG: 0.400 (7, 1)										0	0	0	0	0	0	0	
Frank DiPino, L OBP: 0.420, SLG: 0.550 (8, PH)										0	0	0	0	0	0	0	
Kevin Bass, S OBP: 0.000, SLG: 0.000 (8, PH)										0	0	0	0	0	0	0	
Bill Dawley, R OBP: 0.200, SLG: 0.333 (8, 1)										0	0	0	0	0	0	0	
Tony Scott, S OBP: 0.251, SLG: 0.291 (8, PH)										1	0	0	0	0	0	2	
<b>Inning Stats</b>	R: 0 E: 0 K: 0 S: 3	H: 0 LOB: 0 BB: 0 P: 3	R: 0 E: 0 K: 1 S: 6	H: 1 LOB: 1 BB: 0 P: 6	R: 0 E: 0 K: 0 S: 4	H: 1 LOB: 1 BB: 0 P: 4	R: 0 E: 0 K: 0 S: 3	H: 0 LOB: 0 BB: 0 P: 3	R: 0 E: 0 K: 0 S: 3	H: 0 LOB: 0 BB: 0 P: 3	R: 0 E: 0 K: 0 S: 3	H: 0 LOB: 1 BB: 1 P: 7	R: 3 E: 0 K: 0 S: 8	H: 5 LOB: 2 BB: 0 P: 8	1B: 5 2B: 3 3B: 0 HR: 0	SF: 1 SAC: 0 DP: 0 HBP: 0	WP: 0 PA: 36 PB: 0 SB: 1 CS: 0
<b>PITCHER</b> Steve Rogers, R ERA: 3.0 (1, 1)	IP: 9.0 WLS: W BF: 36 H: 8 R: 3 ER: 3 SO: 1 BB: 1 IBB: 0 HBP: 0 BLK: 0 WP: 0 HR: 0 S: 37 P: 41 ERA: 3.00 WHIP: 1.000																

Houston Astros @ Montreal Expos  
Olympic Stadium, Montreal, QB  
Sun Jul 24 1983, 3:33 AM EDT  
Att: 35,184 - Unknown

AB	34
R	3
H	8
RBI	3
BB	1
SO	1
LOB	8




Batter	1	2	3	4	5	6	7	8	9	AB	R	H	RBI	BB	SO	LOB	BOTTOM
Tim Raines, S OBP: 0.376, SLG: 0.423 (1, 7)										4	2	1	0	1	0	0	
Bryan Little, S OBP: 0.348, SLG: 0.333 (1, 6)										3	2	2	0	1	0	0	
Andre Dawson, R OBP: 0.335, SLG: 0.556 (1, 8)										3	0	0	0	1	0	2	
Al Oliver, L OBP: 0.367, SLG: 0.438 (1, 3)										3	1	2	2	1	0	2	
Terry Francona, L OBP: 0.215, SLG: 0.244 (8, 3)										0	0	0	0	0	0	0	
Gary Carter, R OBP: 0.335, SLG: 0.422 (1, 2)										3	1	1	1	1	0	3	
Warren Cromartie, L OBP: 0.352, SLG: 0.375 (1, 9)										3	1	1	1	0	0	4	
Tim Wallach, R OBP: 0.343, SLG: 0.450 (1, 5)										4	0	1	1	0	1	1	
Doug Flynn, R OBP: 0.264, SLG: 0.292 (1, 4)										4	0	0	1	0	0	1	
Steve Rogers, R OBP: 0.148, SLG: 0.132 (1, 1)										4	0	0	0	0	3	1	
<b>Inning Stats</b>	R: 0 E: 0 K: 0 S: 3	H: 3 LOB: 1 BB: 0 P: 8	R: 1 E: 1 K: 0 S: 5	H: 2 LOB: 2 BB: 1 P: 9	R: 0 E: 0 K: 1 S: 5	H: 0 LOB: 0 BB: 0 P: 5	R: 1 E: 0 K: 0 S: 5	H: 2 LOB: 2 BB: 1 P: 9	R: 0 E: 0 K: 1 S: 5	H: 0 LOB: 0 BB: 0 P: 5	R: 3 E: 0 K: 1 S: 6	H: 1 LOB: 3 BB: 3 P: 18	R: 0 E: 0 K: 0 S: 3	H: 0 LOB: 0 BB: 0 P: 3	1B: 6 2B: 2 3B: 0 HR: 0	SF: 1 SAC: 0 DP: 0 HBP: 0	WP: 1 PA: 37 PB: 0 SB: 1 CS: 0
<b>PITCHER</b> Michael LaCoss, R ERA: 4.75 (1, 1)	IP: 6.0 WLS: L BF: 27 H: 7 R: 4 ER: 3 SO: 3 BB: 2 IBB: 0 HBP: 0 BLK: 0 WP: 1 HR: 0 S: 31 P: 39 ERA: 4.50 WHIP: 1.500																
Frank LaCorte, R ERA: 5.63 (7, 1)	0.0 0 0 3 0 3 0 3 0 0 0 0 0 0 0 12 -																
Frank DiPino, L ERA: 3.21 (7, 1)	1.0 4 1 0 0 1 0 0 0 0 0 0 6 6 0.00 1.000																
Bill Dawley, R ERA: 2.6 (8, 1)	1.0 3 0 0 0 0 0 0 0 0 0 0 3 3 0.00 0.000																


Houston Astros @ Montreal Expos  
Olympic Stadium, Montreal, QB  
Sun Jul 24 1983, 3:33 AM EDT  
Att: 35,184 - Unknown

AB	31
R	7
H	8
RBI	6
BB	5
SO	4
LOB	14





Batter	1	2	3	4	5	6	7	8	9	AB	R	H	RBI	BB	SO	LOB	TOP					
Tim Raines, S OBP: 0.374, SLG: 0.421 (1, 7)	0-0 6-3		0-0 S 1B		0-0 F8			0-0 4-3		4	0	1	0	0	0	1	<b>Montreal Expos @ Cincinnati Reds</b> Riverfront Stadium, Cincinnati, OH Mon Jul 25 1983, 7:05 PM EDT Unknown 					
Bryan Little, S OBP: 0.347, SLG: 0.329 (1, 6)	0-3 K		4-0 1-2 BB		0-0 P4			0-3 K		3	0	0	0	1	2	1						
Andre Dawson, R OBP: 0.334, SLG: 0.561 (1, 8)	0-0 HR		0-3 K		0-0 F7			0-3 K		4	1	1	1	0	2	2						
Al Oliver, L OBP: 0.368, SLG: 0.439 (1, 3)	0-0 1B		0-0 G3		0-0 L9			0-0 2-3 1B		4	1	2	0	0	0	2						
Gary Carter, R OBP: 0.331, SLG: 0.417 (1, 2)	0-3 K			0-3 K				0-3 2-3		4	0	0	0	0	3	2						
Warren Cromartie, L OBP: 0.354, SLG: 0.374 (1, 9)		0-0 P6		0-3 K				4-0 FC6-4 1B		3	0	1	0	1	1	0						
Tim Wallach, R OBP: 0.342, SLG: 0.448 (1, 5)	0-0 F8		0-3 K		0-0 F7			0-0 1-2 2-H 1B		4	0	1	1	0	1	1						
Doug Flynn, R OBP: 0.254, SLG: 0.291 (1, 4)	0-0 F6-3				0-0 1B			0-0 FC6-4 1-2 1B		4	0	1	0	0	0	3						
Charlie Lea, R OBP: 0.130, SLG: 0.111 (7, PH)			0-0 L6		0-3 K			0-3 K		2	0	0	0	0	1	1						
Terry Crowley, L OBP: 0.458, SLG: 0.235 Bob James, R OBP: 0.200, SLG: 0.200 Bryn Smith, R OBP: 0.211, SLG: 0.242 (9, PH)								0-0 F5		1	0	0	0	0	0	1						
<b>Inning Stats</b>	R: 1 E: 0 K: 2 S: 9	H: 2 LOB: 1 BB: 0 P: 9	R: 0 E: 0 K: 0 S: 3	H: 0 LOB: 0 BB: 0 P: 3	R: 0 E: 0 K: 1 S: 6	H: 1 LOB: 2 BB: 1 P: 10	R: 0 E: 0 K: 3 S: 9	H: 0 LOB: 0 BB: 0 P: 9	R: 0 E: 0 K: 1 S: 6	H: 1 LOB: 1 BB: 0 P: 6	R: 0 E: 0 K: 1 S: 5	H: 0 LOB: 0 BB: 0 P: 5	R: 0 E: 0 K: 2 S: 4	H: 1 LOB: 1 BB: 0 P: 4	R: 0 E: 0 K: 2 S: 7	H: 0 LOB: 0 BB: 0 P: 7	R: 1 E: 0 K: 1 S: 7	H: 2 LOB: 2 BB: 1 P: 11	1B: 6 2B: 0 3B: 0 HR: 1	SF: 0 SAC: 0 DP: 0 HBP: 0	WP: 0 PB: 0 SB: 1 CS: 0	PA: 36
<b>PITCHER</b> Mario Soto, R ERA: 2.44 (1, 1)	IP: 9.0 WLS: W BF: 36 H: 7 R: 2 ER: 2 SO: 11 BB: 2 IBB: 0 HBP: 0 BLK: 0 WP: 0 HR: 1 S: 56 P: 64 ERA: 2.00 WHIP: 1.000															<b>PITCHER</b>						

Batter	1	2	3	4	5	6	7	8	9	AB	R	H	RBI	BB	SO	LOB	BOTTOM			
Eddie Milner, L OBP: 0.357, SLG: 0.375 (1, 8)	4-0 S 1B		4-0 5-3 HR		0-0 SH3-4			0-0 5-3		1	2	0	0	2	0	0	<b>Montreal Expos @ Cincinnati Reds</b> Riverfront Stadium, Cincinnati, OH Mon Jul 25 1983, 7:05 PM EDT Unknown 			
Dave Concepcion, R OBP: 0.305, SLG: 0.285 (1, 6)	0-0 E 1-H S 1B		0-0 F9		0-0 F4-3			0-0 S 1B		4	1	2	1	0	0	2				
Cesar Cedeno, R OBP: 0.289, SLG: 0.339 (1, 9)	0-0 F9		0-0 5-3		0-0 G3			0-0 F9		4	0	0	0	0	0	4				
Dan Driessen, L OBP: 0.418, SLG: 0.467 (1, 3)	0-0 F8		0-0 2-H HR		0-0 F4-3			4-0 1B G1-2-3 BB		3	1	1	2	1	0	1				
Nick Esasky, R OBP: 0.348, SLG: 0.567 (1, 5)	4-0 BB		0-3 K		0-3 K			0-0 BB 1B		3	0	1	1	1	2	0				
Gary Redus, R OBP: 0.356, SLG: 0.464 (1, 7)	0-3 K			0-0 F9				4-0 1-2 BB		2	0	0	0	2	1	2				
Kelly Paris, R OBP: 0.305, SLG: 0.278 (1, 4)		0-0 P3		0-0 F4-3				0-0 F7		4	0	0	0	0	0	4				
Alex Trevino, R OBP: 0.254, SLG: 0.250 (1, 2)		0-0 P5		0-0 F7				0-3 K		3	0	0	0	0	1	0				
Mario Soto, R OBP: 0.164, SLG: 0.204 (1, 1)		0-0 F4-3			0-0 F4-3 SH3-4 1B			0-3 K		3	0	1	0	0	1	0				
<b>Inning Stats</b>	R: 1 E: 0 K: 1 S: 6	H: 1 LOB: 2 BB: 2 P: 14	R: 0 E: 0 K: 0 S: 3	H: 0 LOB: 0 BB: 0 P: 3	R: 2 E: 0 K: 1 S: 6	H: 1 LOB: 0 BB: 1 P: 10	R: 0 E: 0 K: 0 S: 3	H: 0 LOB: 0 BB: 0 P: 3	R: 0 E: 0 K: 1 S: 5	H: 1 LOB: 1 BB: 0 P: 4	R: 0 E: 0 K: 1 S: 5	H: 0 LOB: 1 BB: 1 P: 9	R: 0 E: 0 K: 2 S: 7	H: 0 LOB: 0 BB: 0 P: 7	R: 1 E: 0 K: 0 S: 4	H: 2 LOB: 2 BB: 2 P: 12		1B: 4 2B: 0 3B: 0 HR: 1	SF: 0 SAC: 1 DP: 1 HBP: 0	WP: 0 PB: 0 SB: 3 CS: 0
<b>PITCHER</b> Charlie Lea, R ERA: 3.41 Bob James, R ERA: 7.59 Bryn Smith, R ERA: 2.69 (7, 1) (8, 1)	IP: 6.0 WLS: L BF: 25 H: 3 R: 3 ER: 3 SO: 3 BB: 4 IBB: 0 HBP: 0 BLK: 0 WP: 0 HR: 1 S: 27 P: 43 ERA: 4.50 WHIP: 1.167															<b>PITCHER</b>				








Batter	1	2	3	4	5	6	7	8	9	AB	R	H	RBI	BB	SO	LOB	TOP										
Tim Raines, S OBP: 0.368, SLG: 0.412 (1.7)	F3		K					F8	G3	5	0	1	1	0	1	1											
Bryan Little, S OBP: 0.355, SLG: 0.332 (1.6)	HBP				F8		F9	WP	F7	3	0	0	0	1	0	2											
Andre Dawson, R OBP: 0.336, SLG: 0.566 (1.8)	P3			K					5-3	4	0	0	0	1	1	3											
Al Oliver, L OBP: 0.370, SLG: 0.440 (1.3)		F7		F8			WP	F8		4	0	1	0	0	0	2											
Warren Cromartie, L OBP: 0.353, SLG: 0.369 (1.9)		K			6-3		F9		2B	3	1	0	0	1	1	1											
Tim Lincecum, R OBP: 0.344, SLG: 0.455 (1.5)		HR			K				1B	3	2	2	2	1	1	0											
Doug Flynn, R OBP: 0.293, SLG: 0.290 (1.4)		F6-3			1B		F8		G3	4	1	2	0	0	0	2											
Bobby Ramos, R OBP: 0.392, SLG: 0.357 (1.2)			F3		6-3		K		E5	4	1	0	1	0	1	4											
Bill Gullickson, R OBP: 0.080, SLG: 0.063 (1.1)			F9			K		F9	E1	4	0	0	0	0	1	2											
<b>Inning Stats</b>	R: 0 E: 0 K: 0 S: 2	H: 0 LOB: 0 BB: 3 P: 3	R: 1 E: 0 K: 1 S: 6	H: 1 LOB: 0 BB: 0 P: 6	R: 0 E: 0 K: 1 S: 5	H: 0 LOB: 0 BB: 0 P: 5	R: 0 E: 0 K: 1 S: 5	H: 0 LOB: 0 BB: 0 P: 5	R: 0 E: 0 K: 1 S: 6	H: 1 LOB: 1 BB: 0 P: 6	R: 0 E: 0 K: 1 S: 6	H: 1 LOB: 2 BB: 1 P: 10	R: 0 E: 0 K: 0 S: 3	H: 0 LOB: 2 BB: 2 P: 11	R: 4 E: 3 K: 0 S: 7	H: 2 LOB: 1 BB: 1 P: 11	1B: 4 2B: 1 3B: 0 HR: 1	SF: 0 SAC: 0 DP: 0 HBP: 1	WP: 2 PB: 0 SB: 0 CS: 1	PA: 39							
<b>PITCHER</b>	IP	WLS	BF	H	R	ER	SO	BB	IBB	HBP	BLK	WP	HR	S	P	ERA	WHIP										
Charlie Puleo, R ERA: 4.55 (1.1)	7.2	L	30	4	1	1	6	1	2	1	0	2	1	38	51	1.17	0.652										
Bill Scherrer, L ERA: 3.17 (8.1)	0.1		1	0	0	0	0	0	0	0	0	0	0	1	1	0.00	0.000										
Ben Hayes, R ERA: 5.8 (9.1)	0.0		3	2	3	2	0	1	0	0	0	0	0	2	6	∞	∞										
Tom Hume, R ERA: 6.68 (9.1)	1.0		5	0	1	0	0	0	0	0	0	0	0	5	5	0.00	0.000										

**Montreal Expos @ Cincinnati Reds**  
Riverfront Stadium, Cincinnati, OH  
Tue Jul 26 1983, 7:05 PM EDT  
Att: 12,322 - Unknown

AB	34
R	5
H	6
RBI	4
BB	4
SO	6
LOB	17



Batter	1	2	3	4	5	6	7	8	9	AB	R	H	RBI	BB	SO	LOB	BOTTOM										
Eddie Milner, L OBP: 0.357, SLG: 0.377 (1.8)	F8		6-3			3-1		1-3		3	0	0	0	1	0	1											
Dave Concepcion, R OBP: 0.304, SLG: 0.285 (1.6)	2B		6-3			F4-3		F8		4	0	1	0	0	0	1											
Cesar Cedeno, R OBP: 0.288, SLG: 0.335 (1.9)	F8		6-3			CS		K		3	0	0	0	1	1	2											
Dan Driessen, L OBP: 0.413, SLG: 0.461 (1.3)	2B			K		CS		F8		4	0	1	0	0	1	0											
Nick Esasky, R OBP: 0.336, SLG: 0.548 (1.5)	K			6-3		1-3				3	0	0	0	0	1	2											
Gary Redus, R OBP: 0.355, SLG: 0.458 (1.7)		6-3			F9		CS			2	0	0	0	1	0	0											
Ron Oester, S OBP: 0.316, SLG: 0.389 (1.4)		P6			F7		CS	3-1		3	0	0	0	0	0	0											
Dann Bilardello, R OBP: 0.258, SLG: 0.323 (1.2)										2	0	0	0	0	1	0											
Duane Walker, L OBP: 0.333, SLG: 0.408 (8, PH)		F3								1	0	1	0	0	0	0											
Alan Knicely, R OBP: 0.326, SLG: 0.291 (9.2)										0	0	0	0	0	0	0											
Charlie Puleo, R OBP: 0.233, SLG: 0.115 (1.1)										2	0	0	0	0	0	0											
Bill Scherrer, L OBP: 0.222, SLG: 0.125 (8.1)										0	0	0	0	0	0	0											
Johnny Bench, R OBP: 0.307, SLG: 0.409 (8, PH)										1	0	0	0	0	1	1											
Ben Hayes, R (9.1)										0	0	0	0	0	0	0											
Tom Hume, R (9.1)										0	0	0	0	0	0	0											
<b>Inning Stats</b>	R: 0 E: 0 K: 1 S: 7	H: 2 LOB: 2 BB: 0 P: 7	R: 0 E: 0 K: 0 S: 3	H: 0 LOB: 0 BB: 0 P: 3	R: 0 E: 0 K: 0 S: 3	H: 0 LOB: 1 BB: 1 P: 7	R: 0 E: 0 K: 1 S: 5	H: 0 LOB: 0 BB: 0 P: 5	R: 0 E: 0 K: 1 S: 2	H: 0 LOB: 0 BB: 1 P: 6	R: 0 E: 0 K: 0 S: 2	H: 0 LOB: 0 BB: 0 P: 6	R: 0 E: 0 K: 1 S: 6	H: 1 LOB: 1 BB: 0 P: 6	R: 0 E: 0 K: 1 S: 5	H: 0 LOB: 0 BB: 0 P: 5	1B: 1 2B: 2 3B: 0 HR: 0	SF: 0 SAC: 0 DP: 0 HBP: 0	WP: 0 PB: 0 SB: 1 CS: 2	PA: 33							
<b>PITCHER</b>	IP	WLS	BF	H	R	ER	SO	BB	IBB	HBP	BLK	WP	HR	S	P	ERA	WHIP										
Bill Gullickson, R ERA: 4.21 (1.1)	9.0	W	31	3	0	0	5	3	0	0	0	0	0	38	50	0.00	0.667										

**Montreal Expos @ Cincinnati Reds**  
Riverfront Stadium, Cincinnati, OH  
Tue Jul 26 1983, 7:05 PM EDT  
Att: 12,322 - Unknown

AB	28
R	0
H	3
RBI	0
BB	3
SO	5
LOB	7










Batter	1	2	3	4	5	6	7	8	9	10	AB	R	H	RBI	BB	SO	LOB	TOP							
Tom Herr, S OBP: 0.306, SLG: 0.393 (1, 4)											5	1	2	1	1	1	1								
Willie McGee, S OBP: 0.323, SLG: 0.372 (1, 8)											5	1	1	0	1	0	4								
Steve Braun, L OBP: 0.456, SLG: 0.532 David Green, R OBP: 0.333, SLG: 0.396 (1, 7) (9, PR) (9, 9)												4	0	0	0	1	0	4							
George Hendrick, R OBP: 0.366, SLG: 0.506 Bruce Sutter, R (1, 3) (9, 1)												5	0	2	1	0	1	2							
Darrell Porter, L OBP: 0.343, SLG: 0.431 (1, 2)												4	0	2	1	1	0	0							
Andy Van Slyke, L OBP: 0.327, SLG: 0.383 (1, 9) (9, 7) (9, 3)												5	0	1	0	0	2	5							
Ken Oberkfell, L OBP: 0.369, SLG: 0.360 Floyd Rayford, R OBP: 0.270, SLG: 0.424 Mike Ramsey, S OBP: 0.328, SLG: 0.339 (1, 5) (10, PH) (10, PR) (10, 5)												3	0	2	0	1	0	0							
Ozzie Smith, S OBP: 0.291, SLG: 0.302 (1, 6)												4	0	1	0	1	0	3							
John Stuper, R OBP: 0.167, SLG: 0.143 Dave Rucker, L Lonnie Smith, R OBP: 0.394, SLG: 0.460 (1, 1) (8, 1) (9, 7)												4	0	0	0	0	3	5							
<b>Inning Stats</b>	R: 1 E: 0 K: 1 S: 7	H: 3 LOB: 2 BB: 1 P: 11	R: 0 E: 0 K: 0 S: 3	H: 0 LOB: 0 BB: 0 P: 3	R: 0 E: 0 K: 1 S: 6	H: 1 LOB: 1 BB: 0 P: 6	R: 0 E: 0 K: 1 S: 6	H: 1 LOB: 2 BB: 1 P: 9	R: 0 E: 0 K: 1 S: 6	H: 1 LOB: 1 BB: 0 P: 6	R: 0 E: 0 K: 2 S: 8	H: 0 LOB: 0 BB: 0 P: 3	R: 0 E: 0 K: 2 S: 8	H: 1 LOB: 2 BB: 1 P: 12	R: 0 E: 0 K: 1 S: 5	H: 0 LOB: 2 BB: 1 P: 9	R: 1 E: 0 K: 0 S: 4	H: 2 LOB: 3 BB: 3 P: 16	1B: 8 2B: 2 3B: 1 HR: 0	SF: 0 SAC: 0 DP: 0 HBP: 0	WP: 0 PB: 0 SB: 2 CS: 1	PA: 47			
<b>PITCHER</b>	IP 9.1	WLS L	BF 41	H 9	R 2	ER 2	SO 7	BB 3	IBB 2	HBP 0	BLK 0	WP 0	HR 0	S 50	P 70	ERA 1.93	WHIP 1.286								
Steve Rogers, R ERA: 2.95 Woodie Fryman, L ERA: 21.0 Jeff Reardon, R ERA: 2.79 (1, 1) (10, 1) (10, 1)	IP 9.1	WLS L	BF 41	H 9	R 2	ER 2	SO 7	BB 3	IBB 2	HBP 0	BLK 0	WP 0	HR 0	S 50	P 70	ERA 1.93	WHIP 1.286								

St. Louis Cardinals @ Montreal Expos  
Olympic Stadium, Montreal, QB  
Thu Jul 28 1983, 7:05 PM EDT  
Unknown - 66 F

livebaseballscorecards.com

AB 39  
R 3  
H 11  
RBI 3  
BB 8  
SO 7  
LOB 24




Batter	1	2	3	4	5	6	7	8	9	10	AB	R	H	RBI	BB	SO	LOB	BOTTOM							
Tim Raines, S OBP: 0.371, SLG: 0.421 (1, 7) (10, 4)											4	1	2	0	1	0	0								
Bryan Little, S OBP: 0.357, SLG: 0.329 Terry Crowley, L OBP: 0.480, SLG: 0.235 Chris Speier, R OBP: 0.339, SLG: 0.332 (1, 6) (8, PH) (9, PR) (9, 6)											3	0	1	0	0	0	1								
Andre Dawson, R OBP: 0.339, SLG: 0.571 (1, 8)											3	1	2	1	1	0	2								
Al Oliver, L OBP: 0.367, SLG: 0.436 (1, 3)											4	0	1	0	0	1	5								
Gary Carter, R OBP: 0.330, SLG: 0.419 (1, 2)											4	0	1	0	0	0	3								
Warren Cromartie, L OBP: 0.354, SLG: 0.373 (1, 9)											4	0	1	0	0	1	1								
Tim Wallach, R OBP: 0.342, SLG: 0.449 (1, 5)											3	0	0	0	1	1	1								
Doug Flynn, R OBP: 0.247, SLG: 0.283 Mike Stenhouse, L (1, 4) (9, PH) (10, 7)											3	0	0	0	0	1	0								
Woodie Fryman, R OBP: 0.143, SLG: 0.143 Jeff Reardon, R OBP: 0.143, SLG: 0.143 Steve Rogers, R OBP: 0.140, SLG: 0.125 Terry Francona, L OBP: 0.215, SLG: 0.246 (10, 1) (10, 1) (1, 1) (10, 7)											0	0	0	0	0	0	0								
<b>Inning Stats</b>	R: 1 E: 0 K: 0 S: 4	H: 2 LOB: 1 BB: 8 P: 8	R: 0 E: 0 K: 0 S: 3	H: 0 LOB: 0 BB: 0 P: 3	R: 0 E: 0 K: 1 S: 5	H: 0 LOB: 0 BB: 5 P: 5	R: 1 E: 0 K: 1 S: 6	H: 2 LOB: 1 BB: 1 P: 10	R: 0 E: 0 K: 0 S: 4	H: 1 LOB: 1 BB: 0 P: 4	R: 0 E: 0 K: 0 S: 3	H: 0 LOB: 0 BB: 0 P: 7	R: 0 E: 0 K: 1 S: 6	H: 1 LOB: 2 BB: 1 P: 10	R: 0 E: 0 K: 0 S: 3	H: 1 LOB: 1 BB: 7 P: 7	R: 0 E: 0 K: 0 S: 3	H: 0 LOB: 0 BB: 0 P: 3	1B: 7 2B: 1 3B: 0 HR: 0	SF: 0 SAC: 0 DP: 4 HBP: 0	WP: 0 PB: 1 SB: 0 CS: 0	PA: 38			
<b>PITCHER</b>	IP 7.2	WLS 3	BF 30	H 7	R 2	ER 2	SO 4	BB 3	IBB 0	HBP 0	BLK 1	WP 0	HR 0	S 35	P 47	ERA 2.35	WHIP 1.304								
John Stuper, R ERA: 4.26 Dave Rucker, L ERA: 10.99 Bruce Sutter, R ERA: 4.31 (1, 1) (8, 1) (9, 1)	IP 7.2	WLS 3	BF 30	H 7	R 2	ER 2	SO 4	BB 3	IBB 0	HBP 0	BLK 1	WP 0	HR 0	S 35	P 47	ERA 2.35	WHIP 1.304								

St. Louis Cardinals @ Montreal Expos  
Olympic Stadium, Montreal, QB  
Thu Jul 28 1983, 7:05 PM EDT  
Unknown - 66 F

livebaseballscorecards.com

AB 34  
R 2  
H 8  
RBI 1  
BB 4  
SO 5  
LOB 15





Batter	1	2	3	4	5	6	7	8	9	AB	R	H	RBI	BB	SO	LOB	TOP							
Lonnie Smith, R OBP: 0.395, SLG: 0.458 Andy Van Slyke, L OBP: 0.329, SLG: 0.380										3	2	1	1	1	0	2								
Ozzie Smith, S OBP: 0.294, SLG: 0.312										6	2	3	3	0	0	0								
David Green, R OBP: 0.333, SLG: 0.392										5	0	1	1	1	1	3								
George Hendrick, R OBP: 0.394, SLG: 0.515										4	2	4	1	1	0	0								
Willie McGee, S OBP: 0.327, SLG: 0.375										5	1	3	0	0	0	3								
Floyd Rayford, R OBP: 0.282, SLG: 0.410 Darrell Porter, L OBP: 0.345, SLG: 0.431 Bill Lyons, R OBP: 0.222, SLG: 0.222										2	0	0	0	0	0	2								
Glenn Brummer, R OBP: 0.316, SLG: 0.358										4	0	0	0	1	1	5								
Mike Ramsey, S OBP: 0.339, SLG: 0.368										5	1	3	3	0	0	2								
Bob Forsch, R OBP: 0.273, SLG: 0.308										3	1	1	0	1	1	3								
<b>Inning Stats</b>	R: 2 E: 0 K: 1 S: 8	H: 3 LOB: 2 BB: 1 P: 12	R: 3 E: 0 K: 0 S: 7	H: 6 LOB: 2 BB: 0 P: 7	R: 0 E: 0 K: 0 S: 4	H: 1 LOB: 1 BB: 0 P: 4	R: 0 E: 0 K: 1 S: 5	H: 0 LOB: 0 BB: 0 P: 5	R: 3 E: 0 K: 0 S: 4	H: 2 LOB: 2 BB: 3 P: 16	R: 0 E: 0 K: 1 S: 6	H: 1 LOB: 2 BB: 1 P: 10	R: 1 E: 0 K: 2 S: 9	H: 2 LOB: 2 BB: 1 P: 13	R: 1 E: 0 K: 1 S: 7	H: 2 LOB: 2 BB: 1 P: 11	R: 0 E: 0 K: 0 S: 3	H: 0 LOB: 0 BB: 0 P: 3	1B: 12 2B: 5 3B: 1 HR: 0	SF: 0 SAC: 1 DP: 1 HBP: 0	WP: 1 PB: 0 SB: 3 CS: 0	PA: 48		
<b>PITCHER</b>	IP WLS BF H R ER SO BB IBB HBP BLK WP HR S P ERA WHIP	IP WLS BF H R ER SO BB IBB HBP BLK WP HR S P ERA WHIP	IP WLS BF H R ER SO BB IBB HBP BLK WP HR S P ERA WHIP	IP WLS BF H R ER SO BB IBB HBP BLK WP HR S P ERA WHIP	IP WLS BF H R ER SO BB IBB HBP BLK WP HR S P ERA WHIP	IP WLS BF H R ER SO BB IBB HBP BLK WP HR S P ERA WHIP	IP WLS BF H R ER SO BB IBB HBP BLK WP HR S P ERA WHIP	IP WLS BF H R ER SO BB IBB HBP BLK WP HR S P ERA WHIP	IP WLS BF H R ER SO BB IBB HBP BLK WP HR S P ERA WHIP	IP WLS BF H R ER SO BB IBB HBP BLK WP HR S P ERA WHIP	IP WLS BF H R ER SO BB IBB HBP BLK WP HR S P ERA WHIP	IP WLS BF H R ER SO BB IBB HBP BLK WP HR S P ERA WHIP	IP WLS BF H R ER SO BB IBB HBP BLK WP HR S P ERA WHIP	IP WLS BF H R ER SO BB IBB HBP BLK WP HR S P ERA WHIP	IP WLS BF H R ER SO BB IBB HBP BLK WP HR S P ERA WHIP	IP WLS BF H R ER SO BB IBB HBP BLK WP HR S P ERA WHIP	IP WLS BF H R ER SO BB IBB HBP BLK WP HR S P ERA WHIP	IP WLS BF H R ER SO BB IBB HBP BLK WP HR S P ERA WHIP	IP WLS BF H R ER SO BB IBB HBP BLK WP HR S P ERA WHIP	IP WLS BF H R ER SO BB IBB HBP BLK WP HR S P ERA WHIP	IP WLS BF H R ER SO BB IBB HBP BLK WP HR S P ERA WHIP	IP WLS BF H R ER SO BB IBB HBP BLK WP HR S P ERA WHIP	IP WLS BF H R ER SO BB IBB HBP BLK WP HR S P ERA WHIP	IP WLS BF H R ER SO BB IBB HBP BLK WP HR S P ERA WHIP

**St. Louis Cardinals @ Montreal Expos**  
Olympic Stadium, Montreal, QB  
Thu Jul 28 1983, 7:05 PM EDT  
Att: 50,834 - Unknown - 62 F

AB 40  
R 10  
H 17  
RBI 10  
BB 7  
SO 6  
LOB 22

Batter	1	2	3	4	5	6	7	8	9	AB	R	H	RBI	BB	SO	LOB	BOTTOM							
Tim Raines, S OBP: 0.371, SLG: 0.420 Mike Vail, R OBP: 0.286, SLG: 0.354										3	0	1	0	0	0	1								
Bryan Little, S OBP: 0.357, SLG: 0.329 Chris Speier, R OBP: 0.342, SLG: 0.340										3	0	1	0	0	0	2								
Andre Dawson, R OBP: 0.339, SLG: 0.572 Jim Wohlford, R OBP: 0.297, SLG: 0.389										3	0	1	0	0	0	1								
Gary Carter, R OBP: 0.330, SLG: 0.416 Bobby Ramos, R OBP: 0.395, SLG: 0.349										2	0	0	0	1	0	2								
Mike Stenhouse, L OBP: 0.200, SLG: 0.400										4	0	1	0	0	0	3								
Warren Cromartie, L OBP: 0.351, SLG: 0.371 Bob James, R OBP: 0.462, SLG: 0.222 Jeff Reardon, R OBP: 0.143, SLG: 0.143 Al Oliver, L OBP: 0.369, SLG: 0.437										2	0	0	0	0	0	2								
Tim Wallach, R OBP: 0.339, SLG: 0.445										4	0	0	0	0	0	2								
Doug Flynn, R OBP: 0.247, SLG: 0.286										4	0	1	0	0	1	1								
Dan Schatzeder, L OBP: 0.200, SLG: 0.200 Ray Burris, R OBP: 0.323, SLG: 0.367 Terry Francona, L OBP: 0.220, SLG: 0.250										0	0	0	0	0	0	0								
<b>Inning Stats</b>	R: 0 E: 0 K: 0 S: 3	H: 1 LOB: 0 BB: 0 P: 3	R: 0 E: 0 K: 0 S: 4	H: 1 LOB: 1 BB: 0 P: 4	R: 0 E: 0 K: 0 S: 4	H: 1 LOB: 1 BB: 0 P: 4	R: 0 E: 0 K: 0 S: 3	H: 0 LOB: 1 BB: 1 P: 7	R: 0 E: 0 K: 1 S: 5	H: 0 LOB: 0 BB: 0 P: 5	R: 0 E: 0 K: 0 S: 5	H: 2 LOB: 2 BB: 0 P: 5	R: 0 E: 0 K: 0 S: 3	H: 0 LOB: 0 BB: 0 P: 3	R: 1 E: 0 K: 0 S: 5	H: 2 LOB: 1 BB: 0 P: 5	R: 0 E: 0 K: 0 S: 4	H: 1 LOB: 1 BB: 0 P: 4	1B: 4 2B: 4 3B: 0 HR: 0	SF: 1 SAC: 0 DP: 0 HBP: 0	WP: 0 PB: 0 SB: 0 CS: 0	PA: 36		
<b>PITCHER</b>	IP WLS BF H R ER SO BB IBB HBP BLK WP HR S P ERA WHIP	IP WLS BF H R ER SO BB IBB HBP BLK WP HR S P ERA WHIP	IP WLS BF H R ER SO BB IBB HBP BLK WP HR S P ERA WHIP	IP WLS BF H R ER SO BB IBB HBP BLK WP HR S P ERA WHIP	IP WLS BF H R ER SO BB IBB HBP BLK WP HR S P ERA WHIP	IP WLS BF H R ER SO BB IBB HBP BLK WP HR S P ERA WHIP	IP WLS BF H R ER SO BB IBB HBP BLK WP HR S P ERA WHIP	IP WLS BF H R ER SO BB IBB HBP BLK WP HR S P ERA WHIP	IP WLS BF H R ER SO BB IBB HBP BLK WP HR S P ERA WHIP	IP WLS BF H R ER SO BB IBB HBP BLK WP HR S P ERA WHIP	IP WLS BF H R ER SO BB IBB HBP BLK WP HR S P ERA WHIP	IP WLS BF H R ER SO BB IBB HBP BLK WP HR S P ERA WHIP	IP WLS BF H R ER SO BB IBB HBP BLK WP HR S P ERA WHIP	IP WLS BF H R ER SO BB IBB HBP BLK WP HR S P ERA WHIP	IP WLS BF H R ER SO BB IBB HBP BLK WP HR S P ERA WHIP	IP WLS BF H R ER SO BB IBB HBP BLK WP HR S P ERA WHIP	IP WLS BF H R ER SO BB IBB HBP BLK WP HR S P ERA WHIP	IP WLS BF H R ER SO BB IBB HBP BLK WP HR S P ERA WHIP	IP WLS BF H R ER SO BB IBB HBP BLK WP HR S P ERA WHIP	IP WLS BF H R ER SO BB IBB HBP BLK WP HR S P ERA WHIP	IP WLS BF H R ER SO BB IBB HBP BLK WP HR S P ERA WHIP	IP WLS BF H R ER SO BB IBB HBP BLK WP HR S P ERA WHIP	IP WLS BF H R ER SO BB IBB HBP BLK WP HR S P ERA WHIP	IP WLS BF H R ER SO BB IBB HBP BLK WP HR S P ERA WHIP

**St. Louis Cardinals @ Montreal Expos**  
Olympic Stadium, Montreal, QB  
Thu Jul 28 1983, 7:05 PM EDT  
Att: 50,834 - Unknown - 62 F

AB 33  
R 1  
H 8  
RBI 1  
BB 1  
SO 1  
LOB 17



Batter	1	2	3	4	5	6	7	8	9	AB	R	H	RBI	BB	SO	LOB	TOP					
<b>Lonnie Smith, R</b> OBP: 0.393, SLG: 0.455	F4-3		F8		F8		F4-6			4	0	1	0	0	0	3	<b>St. Louis Cardinals @ Montreal Expos</b> Olympic Stadium, Montreal, QB Fri Jul 29 1983, 7:05 PM EDT Att: 34,254 - Unknown - 82 F <a href="http://livebaseballscorecards.com">livebaseballscorecards.com</a>					
<b>Willie McGee, S</b> OBP: 0.326, SLG: 0.374	K		F8		F4-3		F4-3	FC6-4 1B		4	0	1	0	0	1	1						
<b>Ken Oberkfell, L</b> OBP: 0.370, SLG: 0.368	WP 2B		F9					FC6-4 1-2		4	0	2	0	0	0	2						
<b>George Hendrick, R</b> OBP: 0.392, SLG: 0.510	2-3 BB			6-3		F9		K		3	0	0	0	1	1	2						
<b>Darrell Porter, L</b> OBP: 0.340, SLG: 0.425	K			F4-3		6-3		K		4	0	0	0	0	2	4						
<b>Tom Herr, S</b> OBP: 0.394, SLG: 0.394		6-3		G3			F4-3 1B 2B		F7	4	1	1	0	0	0	0						
<b>Andy Van Slyke, L</b> OBP: 0.327, SLG: 0.398		P5			5-3		F4-3			4	1	1	1	0	0	1						
<b>Ozzie Smith, S</b> OBP: 0.296, SLG: 0.314		F4-3			E5 F4-3			BLK 1B	G1-6-3 1B	4	0	2	1	0	0	0						
<b>Neil Allen, R</b> OBP: 0.129, SLG: 0.194										2	0	0	0	0	0	1						
<b>Dave Vonohlen, L</b> (5, 1)										0	0	0	0	0	0	0						
<b>Steve Braun, L</b> OBP: 0.466, SLG: 0.532										0	0	0	0	1	0	0						
<b>Dave Rucker, L</b> (7, 1)										0	0	0	0	0	0	0						
<b>Jamie Quirk, L</b> OBP: 0.292, SLG: 0.350										1	0	0	0	0	0	1						
<b>Inning Stats</b>	R: 0 E: 0 K: 2 S: 8	H: 1 LOB: 2 BB: 1 P: 12	R: 0 E: 0 K: 0 S: 3	H: 0 LOB: 0 BB: 0 P: 3	R: 0 E: 0 K: 0 S: 4	H: 1 LOB: 1 BB: 0 P: 4	R: 0 E: 0 K: 0 S: 3	H: 0 LOB: 0 BB: 0 P: 3	R: 0 E: 0 K: 0 S: 4	H: 0 LOB: 1 BB: 0 P: 4	R: 0 E: 0 K: 0 S: 4	H: 1 LOB: 1 BB: 0 P: 4	R: 1 E: 0 K: 0 S: 4	H: 2 LOB: 1 BB: 1 P: 8	R: 0 E: 0 K: 2 S: 8	H: 1 LOB: 1 BB: 0 P: 8	R: 1 E: 0 K: 0 S: 4	H: 2 LOB: 0 BB: 0 P: 4	1B: 4 2B: 4 3B: 0 HR: 1	SF: 0 SAC: 0 DP: 2 HBP: 0	WP: 1 PB: 0 SB: 0 CS: 0	PA: 36
<b>PITCHER</b> <b>Bryn Smith, R</b> ERA: 2.6	IP: 9.0 WLS: W BF: 36 H: 8 R: 2 ER: 2 SO: 4 BB: 2 IBB: 0 HBP: 0 BLK: 1 WP: 1 HR: 1 S: 42 P: 50 ERA: 2.00 WHIP: 1.111															<b>PITCHER</b>						

Batter	1	2	3	4	5	6	7	8	9	AB	R	H	RBI	BB	SO	LOB	BOTTOM			
<b>Tim Raines, S</b> OBP: 0.372, SLG: 0.422	K			4-3	G3 1B IBB		6-3 1B 2B			3	2	1	0	1	1	0	<b>St. Louis Cardinals @ Montreal Expos</b> Olympic Stadium, Montreal, QB Fri Jul 29 1983, 7:05 PM EDT Att: 34,254 - Unknown - 82 F <a href="http://livebaseballscorecards.com">livebaseballscorecards.com</a>			
<b>Bryan Little, S</b> OBP: 0.352, SLG: 0.324	K			6-3	G3		6-3			4	0	0	1	0	1	3				
<b>Andre Dawson, R</b> OBP: 0.343, SLG: 0.580	5-3									3	1	2	2	1	0	0				
<b>Al Oliver, L</b> OBP: 0.368, SLG: 0.435										4	0	1	2	0	0	1				
<b>Terry Francona, L</b> OBP: 0.220, SLG: 0.250		4-3		L8			F8			0	0	0	0	0	0	0				
<b>Warren Cromartie, L</b> OBP: 0.350, SLG: 0.372		4-3								4	1	1	0	0	0	2				
<b>Gary Carter, R</b> OBP: 0.325, SLG: 0.414										4	1	1	0	0	0	0				
<b>Tim Wallach, R</b> OBP: 0.340, SLG: 0.448			K2-3							4	1	2	1	0	2	0				
<b>Doug Flynn, R</b> OBP: 0.247, SLG: 0.286				F1-3						3	1	1	1	0	0	1				
<b>Bryn Smith, R</b> OBP: 0.143, SLG: 0.143			L1							2	0	0	0	0	0	0				
<b>Inning Stats</b>	R: 0 E: 0 K: 2 S: 7	H: 0 LOB: 0 BB: 0 P: 7	R: 0 E: 0 K: 0 S: 3	H: 0 LOB: 0 BB: 0 P: 3	R: 0 E: 0 K: 1 S: 5	H: 0 LOB: 0 BB: 0 P: 5	R: 1 E: 0 K: 0 S: 4	H: 1 LOB: 0 BB: 0 P: 4	R: 5 E: 0 K: 0 S: 8	H: 5 LOB: 2 BB: 2 P: 16	R: 0 E: 0 K: 0 S: 3	H: 1 LOB: 0 BB: 0 P: 3	R: 1 E: 0 K: 0 S: 5	H: 2 LOB: 1 BB: 0 P: 5	R: 0 E: 0 K: 1 S: 5	H: 0 LOB: 0 BB: 0 P: 5	1B: 5 2B: 3 3B: 0 HR: 1	SF: 0 SAC: 1 DP: 1 HBP: 0	WP: 0 PB: 0 SB: 0 CS: 0	PA: 34
<b>PITCHER</b> <b>Neil Allen, R</b> ERA: 3.55	IP: 4.2 WLS: L BF: 20 H: 5 R: 6 ER: 6 SO: 3 BB: 0 IBB: 0 HBP: 0 BLK: 0 WP: 0 HR: 1 S: 25 P: 29 ERA: 11.57 WHIP: 1.071															<b>PITCHER</b>				
<b>Dave Vonohlen, L</b> ERA: 3.05	1.1	6	2	0	0	0	0	0	0	5	9	0.00	1.500							
<b>Dave Rucker, L</b> ERA: 9.78	2.0	8	2	1	1	1	0	0	0	10	10	4.50	1.000							






Batter	1	2	3	4	5	6	7	8	9	AB	R	H	RBI	BB	SO	LOB	TOP				
Lonnie Smith, R (1, 7) David Green, R (9, 9) OBP: 0.387, SLG: 0.447 OBP: 0.333, SLG: 0.392	F8			6-3	F9		F4		6-3	5	0	0	0	0	0	0					
Willie McGee, S (1, 8) OBP: 0.328, SLG: 0.374	K			1B		WP	G3			3	2	1	0	1	1	0					
Ken Oberkfell, L (1, 5) OBP: 0.369, SLG: 0.366	F8			1B			G3		F4-3	4	1	1	0	0	0	1					
George Hendrick, R (1, 3) OBP: 0.393, SLG: 0.509		5-3		SF7			E7		1B	3	0	1	1	1	0	0					
Darrell Porter, L (1, 2) OBP: 0.342, SLG: 0.426	G3			1B			1B		F9	4	0	2	0	0	0	1					
Tom Herr, S (1, 4) OBP: 0.395, SLG: 0.397	6-3			SF7			1B			3	0	2	1	0	0	0					
Andy Van Slyke, L (1, 9) OBP: 0.325, SLG: 0.390			F8	P3			1B		K	3	0	0	0	1	1	4					
Ozzie Smith, S (1, 6) OBP: 0.293, SLG: 0.310			F4				F9		1-3	4	0	0	0	0	1	3					
Dave LaPoint, L (1, 1) Bruce Sutter, R (7, 1)	1-3						K		K	3	0	0	0	0	2	0					
<b>Inning Stats</b>	R: 0 E: 0 K: 1 S: 5	H: 0 LOB: 0 BB: 0 P: 5	R: 0 E: 0 K: 0 S: 3	H: 0 LOB: 0 BB: 0 P: 3	R: 0 E: 0 K: 0 S: 3	H: 0 LOB: 0 BB: 0 P: 3	R: 2 E: 0 K: 0 S: 7	H: 4 LOB: 2 BB: 0 P: 7	R: 0 E: 0 K: 2 S: 7	H: 0 LOB: 0 BB: 0 P: 7	R: 1 E: 0 K: 0 S: 5	H: 2 LOB: 3 BB: 2 P: 13	R: 0 E: 0 K: 1 S: 6	H: 0 LOB: 2 BB: 1 P: 10	R: 0 E: 0 K: 1 S: 5	H: 0 LOB: 0 BB: 0 P: 5	1B: 7 2B: 0 3B: 0 HR: 0	SF: 1 SAC: 0 DP: 0 HBP: 0	WP: 1 PB: 0 SB: 1 CS: 0	PA: 37	
<b>PITCHER</b>	IP	WLS	BF	H	R	ER	SO	BB	IBB	HBP	BLK	WP	HR	S	P	ERA	WHIP				
Charlie Lea, R (1, 1) ERA: 3.43	7.0	L	29	6	3	3	4	1	1	0	0	1	0	35	43	3.86	1.000				
Jeff Reardon, R (8, 1) ERA: 2.75	2.0	S	8	1	0	0	2	1	0	0	0	0	0	11	15	0.00	1.000				

St. Louis Cardinals @ Montreal Expos  
Olympic Stadium, Montreal, QB  
Sat Jul 30 1983, 7:05 PM EDT  
Att: 40,797 - Unknown - 72 F


AB 33  
R 3  
H 7  
RBI 2  
BB 3  
SO 6  
LOB 9



Batter	1	2	3	4	5	6	7	8	9	AB	R	H	RBI	BB	SO	LOB	BOTTOM					
Tim Raines, S (1, 7) OBP: 0.374, SLG: 0.424	WP		K						4-3	3	1	1	0	2	1	1						
Chris Speier, R (1, 6) OBP: 0.336, SLG: 0.333	K		5-3		P6		P6			4	0	0	0	0	1	5						
Andre Dawson, R (1, 8) OBP: 0.342, SLG: 0.576	WP		K				6-3			3	0	0	0	1	2	4						
Al Oliver, L (1, 3) OBP: 0.367, SLG: 0.432				F2			F8		F8	3	0	0	0	1	0	0						
Gary Carter, R (1, 2) OBP: 0.325, SLG: 0.410	SF9			F8			P3		6-3	3	0	0	1	0	0	0						
Tim Lincecum, R (1, 5) OBP: 0.340, SLG: 0.444	P4						K		F8	3	0	0	0	1	1	2						
Mike Vail, R (1, 9) Warren Cromartie, L (9, PH) OBP: 0.268, SLG: 0.343 OBP: 0.352, SLG: 0.375		K		F8					2B	2	1	0	0	1	1	1						
Doug Flynn, R (1, 4) OBP: 0.248, SLG: 0.287	F4-3						SH1-4		SH1-4	3	0	1	0	0	0	1						
Charlie Lea, R (1, 1) Jim Wohlford, R (7, PH) Jeff Reardon, R (8, 1) Terry Crowley, L (9, PH) OBP: 0.128, SLG: 0.109 OBP: 0.307, SLG: 0.411 OBP: 0.143, SLG: 0.143 OBP: 0.444, SLG: 0.211		K					SH1-4		L9	1	0	0	0	0	1	0						
<b>Inning Stats</b>	R: 1 E: 0 K: 1 S: 6	H: 1 LOB: 2 BB: 2 P: 14	R: 0 E: 0 K: 2 S: 7	H: 0 LOB: 0 BB: 0 P: 7	R: 0 E: 0 K: 2 S: 7	H: 0 LOB: 0 BB: 0 P: 7	R: 0 E: 0 K: 0 S: 3	H: 0 LOB: 1 BB: 1 P: 7	R: 0 E: 0 K: 1 S: 6	H: 1 LOB: 2 BB: 1 P: 10	R: 0 E: 0 K: 1 S: 5	H: 0 LOB: 0 BB: 0 P: 5	R: 1 E: 0 K: 0 S: 4	H: 1 LOB: 2 BB: 2 P: 12	R: 0 E: 0 K: 0 S: 3	H: 0 LOB: 0 BB: 0 P: 3	R: 0 E: 0 K: 0 S: 4	H: 1 LOB: 1 BB: 0 P: 4	1B: 2 2B: 2 3B: 0 HR: 0	SF: 1 SAC: 2 DP: 0 HBP: 0	WP: 1 PB: 0 SB: 0 CS: 0	PA: 37
<b>PITCHER</b>	IP	WLS	BF	H	R	ER	SO	BB	IBB	HBP	BLK	WP	HR	S	P	ERA	WHIP					
Dave LaPoint, L (1, 1) ERA: 3.32	6.2	W	29	3	2	2	7	5	1	0	0	0	0	37	61	2.70	1.200					
Bruce Sutter, R (7, 1) ERA: 4.14	2.1	S	8	1	0	0	0	0	0	0	0	0	0	8	8	0.00	0.429					

St. Louis Cardinals @ Montreal Expos  
Olympic Stadium, Montreal, QB  
Sat Jul 30 1983, 7:05 PM EDT  
Att: 40,797 - Unknown - 72 F

AB 28  
R 2  
H 4  
RBI 2  
BB 6  
SO 7  
LOB 15





Batter	1	2	3	4	5	6	7	8	9	AB	R	H	RBI	BB	SO	LOB	TOP			
Willie McGee, S OBP: 0.326, SLG: 0.374	G3	F4-3			F4-3		F8 6-3 2B	K		5	1	1	0	0	1	2				
Ken Oberkfell, L OBP: 0.372, SLG: 0.373	1B 2B		L7		F9 1B		F8			5	0	3	1	0	0	1				
Tom Herr, S OBP: 0.398, SLG: 0.401	S 1B		CS 1B		BB 1B		6-3	K		5	0	3	1	0	1	1				
Darrell Porter, L OBP: 0.337, SLG: 0.419	P6		F4		F9		F4-3		F4-3	5	0	0	0	0	5					
Steve Braun, L OBP: 0.492, SLG: 0.531	1-2 BB		CS	1B BB	1B BB			1B 2B	P6	2	1	1	0	3	0	0				
Andy Van Slyke, L OBP: 0.327, SLG: 0.390	F8			1B	G3			2B 1B	L3	5	1	2	0	0	6					
David Green, R OBP: 0.336, SLG: 0.398			F9 S 1B		F7		F8	1B 2B		4	1	2	1	0	2					
Ozzie Smith, S OBP: 0.291, SLG: 0.308			F9		P6		P6	1B S 1B		3	0	0	0	0	3					
Mike Ramsey, S OBP: 0.339, SLG: 0.368										0	0	0	0	0	0					
Lonnie Smith, R OBP: 0.389, SLG: 0.449			1-3							1	1	1	2	0	0					
Bill Lyons, R OBP: 0.222, SLG: 0.222										0	0	0	0	0	0					
Joaquin Andujar, S OBP: 0.111, SLG: 0.130										1	0	0	0	0	1					
Jamie Quirk, L OBP: 0.298, SLG: 0.344										1	0	0	0	0	2					
John Martin, L OBP: 0.222, SLG: 0.278										0	0	0	0	0	0					
Jeff Lahti, R OBP: 0.392, SLG: 0.525										1	0	0	0	0	0					
George Hendrick, R OBP: 0.392, SLG: 0.525										1	0	0	0	0	1					
John Stuper, R OBP: 0.167, SLG: 0.143										0	0	0	0	0	0					
<b>Inning Stats</b>	R: 0 E: 0 K: 0 S: 5	H: 2 LOB: 3 BB: 1 P: 9	R: 0 E: 0 K: 1 S: 6	H: 1 LOB: 1 BB: 0 P: 6	R: 0 E: 0 K: 0 S: 3	H: 1 LOB: 0 BB: 0 P: 3	R: 0 E: 0 K: 0 S: 4	H: 1 LOB: 2 BB: 1 P: 8	R: 0 E: 0 K: 0 S: 5	H: 0 LOB: 3 BB: 1 P: 9	R: 1 E: 0 K: 0 S: 4	H: 1 LOB: 0 BB: 0 P: 4	R: 4 E: 0 K: 3 S: 14	H: 5 LOB: 1 BB: 0 P: 14	R: 0 E: 0 K: 0 S: 3	H: 0 LOB: 0 BB: 0 P: 3	1B: 10 2B: 3 3B: 0 HR: 0	SF: 0 SAC: 0 DP: 0 HBP: 0	WP: 0 PB: 0 SB: 3 CS: 1	PA: 43
<b>PITCHER</b>	IP WLS BF H R ER SO BB IBB HBP BLK WP HR S P ERA WHIP																			
Bill Gullickson, R ERA: 4.25	(1, 1) 7.0 34 11 4 4 1 3 3 0 0 0 0 0 0 33 45 5.14 2.000																			
Jeff Reardon, R ERA: 2.61	(8, 1) 2.0 W 8 2 1 1 3 0 0 0 0 0 0 0 14 14 4.50 1.000																			

St. Louis Cardinals @ Montreal Expos  
Olympic Stadium, Montreal, QB  
Sun Jul 31 1983, 3:33 AM EDT  
Att: 44,106 - Cloudy - 77 F

AB 39  
R 5  
H 13  
RBI 5  
BB 3  
SO 4  
LOB 24



Batter	1	2	3	4	5	6	7	8	9	AB	R	H	RBI	BB	SO	LOB	BOTTOM					
Tim Raines, S OBP: 0.376, SLG: 0.423	L7		E 1B	G6-4-3 BB		FC6-4 S				3	1	1	0	1	0	1						
Bryan Little, S OBP: 0.351, SLG: 0.320	F8		1-3 2B BB	G6-4-3 1-2		G3				3	1	0	0	1	0	3						
Andre Dawson, R OBP: 0.341, SLG: 0.577	K		F3		1B 3B		K			4	1	1	0	0	2	2						
Al Oliver, L OBP: 0.368, SLG: 0.433		2B 5-3 1B	1-2 3-H 2B 1B		G3		4-3			4	2	2	1	0	0	1						
Warren Cromartie, L OBP: 0.357, SLG: 0.387		5-3 2B	1-3 2B	1-1 2-H 1B		FC4-6 1B		6-3		4	0	3	3	0	0	0						
Gary Carter, R OBP: 0.324, SLG: 0.407		5-3 BB	L8		FC4-6 1-2		1-3			3	0	0	0	1	0	2						
Tim Wallach, R OBP: 0.339, SLG: 0.450		5-3	6-3		P4		HR			4	1	1	2	0	0	4						
Doug Flynn, R OBP: 0.248, SLG: 0.284	K			SH1-4 BB		K		F5-3		3	0	0	0	1	2	2						
Bill Gullickson, R OBP: 0.096, SLG: 0.061										1	0	0	0	1	0	2						
Jeff Reardon, R ERA: 0.143, SLG: 0.143	(8, 1) F9																					
Mike Stenhouse, L OBP: 0.167, SLG: 0.333	(8, 9) SH1-4																					
Jim Wohlford, R OBP: 0.307, SLG: 0.411	(8, 9) FC4-6 BB																					
<b>Inning Stats</b>	R: 0 E: 0 K: 1 S: 5	H: 0 LOB: 0 BB: 0 P: 5	R: 1 E: 0 K: 1 S: 7	H: 2 LOB: 2 BB: 1 P: 11	R: 3 E: 1 K: 0 S: 6	H: 3 LOB: 1 BB: 1 P: 10	R: 0 E: 0 K: 0 S: 2	H: 0 LOB: 1 BB: 2 P: 10	R: 1 E: 0 K: 0 S: 5	H: 2 LOB: 1 BB: 0 P: 5	R: 0 E: 0 K: 1 S: 5	H: 0 LOB: 1 BB: 1 P: 9	R: 0 E: 0 K: 1 S: 5	H: 0 LOB: 0 BB: 0 P: 5	R: 1 E: 0 K: 0 S: 4	H: 1 LOB: 0 BB: 0 P: 4	R: 0 E: 0 K: 0 S: 3	H: 0 LOB: 0 BB: 0 P: 3	1B: 4 2B: 2 3B: 1 HR: 1	SF: 0 SAC: 1 DP: 1 HBP: 0	WP: 0 PB: 0 SB: 1 CS: 0	PA: 36
<b>PITCHER</b>	IP WLS BF H R ER SO BB IBB HBP BLK WP HR S P ERA WHIP																					
Joaquin Andujar, R ERA: 4.15	(1, 1) 3.0 16 5 2 1 0 2 2 0 0 0 0 0 0 5 13 6.75 3.000																					
John Martin, L ERA: 3.64	(4, 1) 1.1 7 2 1 1 0 2 1 0 0 0 0 0 0 12 16 0.00 0.375																					
Jeff Lahti, R ERA: 3.66	(5, 1) 2.2 9 0 0 0 2 1 0 0 0 0 0 0 1 4 4 9.00 1.000																					
John Stuper, R ERA: 4.3	(8, 1) 1.0 L 4 1 1 1 0 0 0 0 0 0 1 4 4 9.00 1.000																					

St. Louis Cardinals @ Montreal Expos  
Olympic Stadium, Montreal, QB  
Sun Jul 31 1983, 3:33 AM EDT  
Att: 44,106 - Cloudy - 77 F

AB 30  
R 6  
H 8  
RBI 6  
BB 5  
SO 4  
LOB 17





Batter	1	2	3	4	5	6	7	8	9	AB	R	H	RBI	BB	SO	LOB	TOP			
Tim Raines, S OBP: 0.372, SLG: 0.419 (1, 7)	F9		G3		L8			K		4	0	0	0	0	1	0	<b>Montreal Expos @ New York Mets</b> Shea Stadium, Flushing, NY Tue Aug 02 1983, 7:05 PM EDT Att: 11,274 - Unknown			
Bryan Little, S OBP: 0.347, SLG: 0.317 (1, 6)	F2		4-3				F9		3	0	0	0	0	0	0					
Jim Wohlford, R OBP: 0.316, SLG: 0.419 (8, PH)								1B	1	0	1	0	0	0	0					
Andre Dawson, R OBP: 0.338, SLG: 0.572 (1, 8)	F8				F7		1-3	F9	4	0	0	0	0	0	1					
Al Oliver, L OBP: 0.367, SLG: 0.431 (1, 3)		1-4-3					4-3	4-3	4	1	1	0	0	0	1					
Warren Cromartie, L OBP: 0.353, SLG: 0.381 (1, 9)		3-1			HR				4	0	0	0	0	0	1					
Gary Carter, R OBP: 0.329, SLG: 0.423 (1, 2)									4	1	3	2	0	0	0					
Tim Wallach, R OBP: 0.340, SLG: 0.449 (1, 5)									3	0	1	0	1	1	0					
Doug Flynn, R OBP: 0.247, SLG: 0.282 (7, PH)									2	0	0	0	0	0	2					
Mike Stenhouse, L OBP: 0.143, SLG: 0.286 (7, PH)									1	0	0	0	0	0	2					
Chris Speier, R OBP: 0.336, SLG: 0.333 (7, 6)									0	0	0	0	0	0	0					
Steve Rogers, R OBP: 0.136, SLG: 0.121 (7, PH)									2	0	0	0	0	1	0					
Terry Crowley, L OBP: 0.429, SLG: 0.200 (7, PH)									1	0	0	0	0	1	2					
Bryn Smith, R OBP: 0.143, SLG: 0.143 (7, 1)									0	0	0	0	0	0	0					
<b>Inning Stats</b>	R: 0 E: 0 K: 0 S: 3	H: 0 LOB: 0 BB: 0 P: 3	R: 0 E: 0 K: 0 S: 4	H: 1 LOB: 2 BB: 1 P: 8	R: 0 E: 0 K: 1 S: 5	H: 0 LOB: 0 BB: 0 P: 5	R: 2 E: 0 K: 0 S: 5	H: 2 LOB: 0 BB: 0 P: 5	R: 0 E: 0 K: 0 S: 3	H: 0 LOB: 0 BB: 0 P: 3	R: 0 E: 0 K: 1 S: 7	H: 2 LOB: 2 BB: 0 P: 7	R: 0 E: 0 K: 1 S: 6	H: 1 LOB: 1 BB: 0 P: 6	R: 0 E: 0 K: 1 S: 5	H: 0 LOB: 0 BB: 0 P: 5	1B: 4 2B: 1 3B: 0 HR: 1	SF: 0 SAC: 0 DP: 0 HBP: 0	WP: 0 PB: 0 SB: 0 CS: 0	PA: 34
<b>PITCHER</b>	IP WLS BF H R ER SO BB IBB HBP BLK WP HR S P ERA WHIP																			
Craig Swan, R ERA: 5.17 (1, 1)	7.0 W 27 5 2 2 2 1 0 0 0 0 1 30 34 2.57 0.857																			
Jesse Orosco, L ERA: 1.39 (8, 1)	2.0 S 7 1 0 0 2 0 0 0 0 0 0 0 11 11 0.00 0.500																			

Batter	1	2	3	4	5	6	7	8	9	AB	R	H	RBI	BB	SO	LOB	BOTTOM			
Mookie Wilson, S OBP: 0.289, SLG: 0.339 (1, 8)	G3							K		4	0	1	0	0	1	2	<b>Montreal Expos @ New York Mets</b> Shea Stadium, Flushing, NY Tue Aug 02 1983, 7:05 PM EDT Att: 11,274 - Unknown			
Hubie Brooks, R OBP: 0.310, SLG: 0.358 (1, 5)	F8									4	0	1	0	0	1	0				
Keith Hernandez, L OBP: 0.399, SLG: 0.425 (1, 3)	K									4	0	1	0	0	1	0				
George Foster, R OBP: 0.310, SLG: 0.439 (1, 7)										4	2	3	1	0	0	2				
Darryl Strawberry, L OBP: 0.305, SLG: 0.436 (1, 9)										4	2	2	1	0	0	2				
Bob Bailor, R OBP: 0.296, SLG: 0.300 (1, 4)										4	1	1	2	0	1	0				
Ron Hodges, L OBP: 0.367, SLG: 0.250 (1, 2)										3	0	2	1	0	1	0				
José Oquendo, S OBP: 0.269, SLG: 0.248 (7, PH)										2	0	0	0	0	1					
Danny Heep, L OBP: 0.340, SLG: 0.412 (8, 4)										1	0	0	0	1	1					
Brian Giles, R OBP: 0.314, SLG: 0.295 (8, 4)										0	0	0	0	0	0					
Craig Swan, R OBP: 0.095, SLG: 0.095 (7, PH)										2	0	0	0	0	2	0				
Rusty Staub, L OBP: 0.398, SLG: 0.422 (7, PR)										1	0	1	0	0	0					
Mark Bradley, R OBP: 0.295, SLG: 0.342 (8, 1)										0	0	0	0	0	0					
Jesse Orosco, R OBP: 0.222, SLG: 0.222 (8, 1)										0	0	0	0	0	0					
<b>Inning Stats</b>	R: 0 E: 0 K: 1 S: 5	H: 0 LOB: 0 BB: 0 P: 5	R: 3 E: 0 K: 1 S: 8	H: 4 LOB: 0 BB: 0 P: 8	R: 0 E: 0 K: 0 S: 5	H: 3 LOB: 2 BB: 0 P: 5	R: 0 E: 0 K: 1 S: 5	H: 0 LOB: 0 BB: 0 P: 5	R: 0 E: 0 K: 2 S: 7	H: 0 LOB: 0 BB: 0 P: 7	R: 0 E: 0 K: 0 S: 3	H: 1 LOB: 0 BB: 0 P: 3	R: 0 E: 0 K: 3 S: 11	H: 2 LOB: 2 BB: 0 P: 11	R: 0 E: 0 K: 0 S: 5	H: 2 LOB: 0 BB: 0 P: 5	1B: 9 2B: 1 3B: 0 HR: 2	SF: 0 SAC: 0 DP: 0 HBP: 0	WP: 0 PB: 0 SB: 0 CS: 2	PA: 33
<b>PITCHER</b>	IP WLS BF H R ER SO BB IBB HBP BLK WP HR S P ERA WHIP																			
Steve Rogers, R ERA: 2.99 (7, 1)	6.0 L 23 8 3 3 3 0 0 0 0 0 0 2 33 33 4.50 1.333																			
Bryn Smith, R ERA: 2.77 (7, 1)	2.0 10 4 2 2 3 0 0 0 0 0 0 2 16 16 9.00 2.000																			



Batter	1	2	3	4	5	6	7	8	9	AB	R	H	RBI	BB	SO	LOB	TOP			
Tim Raines, S OBP: 0.376, SLG: 0.422										4	1	3	0	0	0	0	<b>Montreal Expos @ New York Mets</b> Shea Stadium, Flushing, NY Wed Aug 03 1983, 7:05 PM EDT Att: 12,895 - Unknown			
Bryan Little, S OBP: 0.346, SLG: 0.316										4	0	1	0	0	0	3				
Andre Dawson, R OBP: 0.337, SLG: 0.570										3	0	1	1	0	1	2				
Al Oliver, L OBP: 0.363, SLG: 0.427										4	0	0	0	0	1	3				
Warren Cromartie, L OBP: 0.348, SLG: 0.376										4	0	0	0	0	2	1				
Gary Carter, R OBP: 0.326, SLG: 0.419										3	0	0	0	0	0	0				
Tim Wallach, R OBP: 0.340, SLG: 0.448										3	0	1	0	0	0	0				
Doug Flynn, R OBP: 0.244, SLG: 0.279										3	0	0	0	0	0	1				
Ray Burris, R OBP: 0.303, SLG: 0.344										2	0	0	0	0	1	1				
Terry Francona, L OBP: 0.218, SLG: 0.248										1	0	0	0	0	0	0				
Jeff Reardon, R OBP: 0.143, SLG: 0.143										0	0	0	0	0	0	0				
<b>Inning Stats</b>	R: 0 E: 0 K: 1 S: 6	H: 1 LOB: 1 BB: 0 P: 6	R: 0 E: 0 K: 0 S: 3	H: 0 LOB: 0 BB: 0 P: 3	R: 0 E: 0 K: 0 S: 3	H: 0 LOB: 0 BB: 0 P: 3	R: 0 E: 0 K: 1 S: 6	H: 1 LOB: 1 BB: 0 P: 6	R: 0 E: 0 K: 1 S: 5	H: 0 LOB: 0 BB: 0 P: 5	R: 0 E: 0 K: 0 S: 4	H: 1 LOB: 1 BB: 0 P: 4	R: 0 E: 0 K: 1 S: 5	H: 1 LOB: 0 BB: 0 P: 5	R: 0 E: 0 K: 1 S: 5	H: 1 LOB: 0 BB: 0 P: 5	1B: 6 2B: 0 3B: 0 HR: 0	SF: 1 SAC: 0 DP: 1 HBP: 0	WP: 1 PB: 0 SB: 2 CS: 0	PA: 32
<b>PITCHER</b>	IP WLS BF H R ER SO BB IBB HBP BLK WP HR S P ERA WHIP																			
Tom Seaver, R ERA: 3.63	(1, 1) 8.0 29 5 1 1 4 0 0 0 0 1 0 37 37 1.12 0.625																			
Jesse Orosco, L ERA: 1.37	(9, 1) 1.0 3 1 0 0 1 0 0 0 0 0 0 5 5 0.00 1.000																			

Batter	1	2	3	4	5	6	7	8	9	AB	R	H	RBI	BB	SO	LOB	BOTTOM			
Mookie Wilson, S OBP: 0.291, SLG: 0.340										4	1	2	0	0	0	1	<b>Montreal Expos @ New York Mets</b> Shea Stadium, Flushing, NY Wed Aug 03 1983, 7:05 PM EDT Att: 12,895 - Unknown			
Hubie Brooks, R OBP: 0.311, SLG: 0.358										4	0	1	0	0	1	2				
Keith Hernandez, L OBP: 0.360, SLG: 0.425										3	0	1	0	1	0	1				
George Foster, R OBP: 0.307, SLG: 0.434										4	0	0	1	0	0	2				
Darryl Strawberry, L OBP: 0.309, SLG: 0.451										3	1	2	1	0	0	0				
Bob Bailor, R OBP: 0.292, SLG: 0.296										3	0	0	0	0	0	1				
Brian Giles, R OBP: 0.311, SLG: 0.291										3	0	0	0	0	0	0				
Junior Ortiz, R OBP: 0.242, SLG: 0.226										2	0	1	0	0	0	0				
Danny Heep, L OBP: 0.339, SLG: 0.410										1	0	0	0	0	1	0				
Ron Hodges, L OBP: 0.367, SLG: 0.250										0	0	0	0	0	0	0				
Tom Seaver, R ERA: 2.75	(1, 1) 7.0 25 6 1 1 2 0 0 0 0 1 1 28 28 1.29 0.857																			
Rusty Staub, L OBP: 0.394, SLG: 0.417	(8, PH)																			
Jesse Orosco, R ERA: 2.99	(9, 1) 1.2 7 1 1 1 1 0 1 0 0 0 0 8 12 5.40 0.600																			
<b>Inning Stats</b>	R: 0 E: 0 K: 0 S: 4	H: 1 LOB: 1 BB: 0 P: 4	R: 0 E: 0 K: 0 S: 3	H: 1 LOB: 0 BB: 0 P: 3	R: 0 E: 0 K: 1 S: 5	H: 1 LOB: 0 BB: 0 P: 5	R: 0 E: 0 K: 0 S: 3	H: 1 LOB: 0 BB: 0 P: 3	R: 0 E: 0 K: 1 S: 6	H: 1 LOB: 1 BB: 0 P: 6	R: 1 E: 0 K: 0 S: 4	H: 1 LOB: 0 BB: 0 P: 4	R: 0 E: 0 K: 1 S: 5	H: 0 LOB: 0 BB: 0 P: 5	R: 1 E: 0 K: 0 S: 3	H: 1 LOB: 2 BB: 1 P: 7	1B: 6 2B: 0 3B: 0 HR: 1	SF: 0 SAC: 2 DP: 2 HBP: 0	WP: 1 PB: 0 SB: 0 CS: 1	PA: 32
<b>PITCHER</b>	IP WLS BF H R ER SO BB IBB HBP BLK WP HR S P ERA WHIP																			

AB	31
R	1
H	6
RBI	1
BB	0
SO	5
LOB	11



AB	29
R	2
H	7
RBI	2
BB	1
SO	3
LOB	7



WP	1
PB	0
SB	0
CS	1



Batter	1	2	3	4	5	6	7	8	9	AB	R	H	RBI	BB	SO	LOB	TOP				
Tim Raines, S OBP: 0.378, SLG: 0.422										3	0	1	0	2	0	3	<b>Montreal Expos @ New York Mets</b> Shea Stadium, Flushing, NY Thu Aug 04 1983, 3:33 AM EDT Att: 11,703 - Unknown				
Mike Stenhouse, L OBP: 0.290, SLG: 0.333 Jim Wohlford, R OBP: 0.316, SLG: 0.419										5	0	2	1	0	0	6					
Andre Dawson, R OBP: 0.336, SLG: 0.566										5	0	1	0	0	0	1					
Terry Crowley, L OBP: 0.394, SLG: 0.200 Jeff Reardon, R OBP: 0.143, SLG: 0.143										5	0	1	0	0	0	3					
Gary Carter, R OBP: 0.328, SLG: 0.429										4	1	2	0	0	0	1					
Tim Wallach, R OBP: 0.344, SLG: 0.451										4	0	3	0	0	0	1					
Bryan Little, S OBP: 0.348, SLG: 0.319										4	0	2	1	0	0	2					
Doug Flynn, R OBP: 0.248, SLG: 0.280										3	1	1	0	1	0	3					
Charlie Lea, R OBP: 0.146, SLG: 0.109 Terry Francona, L OBP: 0.218, SLG: 0.248										0	0	0	0	1	0	0					
										0	0	0	0	0	0	0					
<b>Inning Stats</b>	R: 0 E: 0 K: 0 S: 3	H: 1 LOB: 0 BB: 0 P: 3	R: 0 E: 0 K: 0 S: 4	H: 1 LOB: 1 BB: 0 P: 4	R: 1 E: 0 K: 0 S: 6	H: 3 LOB: 2 BB: 0 P: 6	R: 1 E: 0 K: 0 S: 6	H: 3 LOB: 3 BB: 1 P: 10	R: 0 E: 0 K: 0 S: 4	H: 1 LOB: 1 BB: 0 P: 4	R: 0 E: 0 K: 0 S: 3	H: 1 LOB: 0 BB: 0 P: 3	R: 0 E: 0 K: 0 S: 3	H: 1 LOB: 2 BB: 2 P: 11	R: 0 E: 0 K: 0 S: 3	H: 1 LOB: 0 BB: 0 P: 3	1B: 11 2B: 2 3B: 1 HR: 0	SF: 0 SAC: 3 DP: 4 HBP: 0	WP: 0 PB: 0 SB: 0 CS: 0	PA: 40	
<b>PITCHER</b>	IP WLS BF H R ER SO BB IBB HBP BLK WP HR S P ERA WHIP	IP WLS BF H R ER SO BB IBB HBP BLK WP HR S P ERA WHIP	IP WLS BF H R ER SO BB IBB HBP BLK WP HR S P ERA WHIP	IP WLS BF H R ER SO BB IBB HBP BLK WP HR S P ERA WHIP	IP WLS BF H R ER SO BB IBB HBP BLK WP HR S P ERA WHIP	IP WLS BF H R ER SO BB IBB HBP BLK WP HR S P ERA WHIP	IP WLS BF H R ER SO BB IBB HBP BLK WP HR S P ERA WHIP	IP WLS BF H R ER SO BB IBB HBP BLK WP HR S P ERA WHIP	IP WLS BF H R ER SO BB IBB HBP BLK WP HR S P ERA WHIP	IP WLS BF H R ER SO BB IBB HBP BLK WP HR S P ERA WHIP	IP WLS BF H R ER SO BB IBB HBP BLK WP HR S P ERA WHIP	IP WLS BF H R ER SO BB IBB HBP BLK WP HR S P ERA WHIP	IP WLS BF H R ER SO BB IBB HBP BLK WP HR S P ERA WHIP	IP WLS BF H R ER SO BB IBB HBP BLK WP HR S P ERA WHIP	IP WLS BF H R ER SO BB IBB HBP BLK WP HR S P ERA WHIP	IP WLS BF H R ER SO BB IBB HBP BLK WP HR S P ERA WHIP	IP WLS BF H R ER SO BB IBB HBP BLK WP HR S P ERA WHIP	IP WLS BF H R ER SO BB IBB HBP BLK WP HR S P ERA WHIP	IP WLS BF H R ER SO BB IBB HBP BLK WP HR S P ERA WHIP	IP WLS BF H R ER SO BB IBB HBP BLK WP HR S P ERA WHIP	IP WLS BF H R ER SO BB IBB HBP BLK WP HR S P ERA WHIP

AB	33
R	2
H	13
RBI	2
BB	4
SO	0
LOB	20



Batter	1	2	3	4	5	6	7	8	9	AB	R	H	RBI	BB	SO	LOB	BOTTOM				
Mookie Wilson, S OBP: 0.289, SLG: 0.337										4	0	0	0	0	0	0	<b>Montreal Expos @ New York Mets</b> Shea Stadium, Flushing, NY Thu Aug 04 1983, 3:33 AM EDT Att: 11,703 - Unknown				
Hubie Brooks, R OBP: 0.310, SLG: 0.357										4	0	1	0	0	1	0					
Keith Hernandez, L OBP: 0.360, SLG: 0.424										3	0	1	0	0	0	0					
George Foster, R OBP: 0.307, SLG: 0.433 Doug Sisk, R OBP: 0.500, SLG: 0.500 Dave Kingman, R OBP: 0.265, SLG: 0.403										3	0	1	0	0	0	1					
Darryl Strawberry, L OBP: 0.308, SLG: 0.448										4	0	1	0	0	0	2					
Ron Hodges, L OBP: 0.382, SLG: 0.246										3	0	0	0	0	0	2					
Bob Bailor, R OBP: 0.288, SLG: 0.291										3	0	0	0	0	0	2					
Brian Giles, R OBP: 0.310, SLG: 0.290 Rusty Staub, L OBP: 0.390, SLG: 0.412 Tucker Ashford, R OBP: 0.276, SLG: 0.231										1	0	0	0	0	0	0					
Ed Lynch, R OBP: 0.162, SLG: 0.139 Danny Heep, L OBP: 0.340, SLG: 0.429										1	0	0	0	0	0	0					
										2	1	1	1	0	0	0					
<b>Inning Stats</b>	R: 0 E: 0 K: 0 S: 3	H: 0 LOB: 0 BB: 0 P: 3	R: 0 E: 0 K: 0 S: 4	H: 1 LOB: 0 BB: 0 P: 4	R: 0 E: 0 K: 0 S: 3	H: 0 LOB: 0 BB: 0 P: 3	R: 0 E: 0 K: 0 S: 3	H: 0 LOB: 0 BB: 0 P: 3	R: 0 E: 0 K: 1 S: 7	H: 2 LOB: 1 BB: 0 P: 7	R: 0 E: 0 K: 0 S: 3	H: 0 LOB: 0 BB: 0 P: 3	R: 0 E: 0 K: 1 S: 5	H: 0 LOB: 0 BB: 0 P: 5	R: 0 E: 0 K: 0 S: 4	H: 1 LOB: 1 BB: 0 P: 4	1B: 4 2B: 0 3B: 0 HR: 1	SF: 0 SAC: 1 DP: 0 HBP: 0	WP: 0 PB: 0 SB: 0 CS: 0	PA: 32	
<b>PITCHER</b>	IP WLS BF H R ER SO BB IBB HBP BLK WP HR S P ERA WHIP	IP WLS BF H R ER SO BB IBB HBP BLK WP HR S P ERA WHIP	IP WLS BF H R ER SO BB IBB HBP BLK WP HR S P ERA WHIP	IP WLS BF H R ER SO BB IBB HBP BLK WP HR S P ERA WHIP	IP WLS BF H R ER SO BB IBB HBP BLK WP HR S P ERA WHIP	IP WLS BF H R ER SO BB IBB HBP BLK WP HR S P ERA WHIP	IP WLS BF H R ER SO BB IBB HBP BLK WP HR S P ERA WHIP	IP WLS BF H R ER SO BB IBB HBP BLK WP HR S P ERA WHIP	IP WLS BF H R ER SO BB IBB HBP BLK WP HR S P ERA WHIP	IP WLS BF H R ER SO BB IBB HBP BLK WP HR S P ERA WHIP	IP WLS BF H R ER SO BB IBB HBP BLK WP HR S P ERA WHIP	IP WLS BF H R ER SO BB IBB HBP BLK WP HR S P ERA WHIP	IP WLS BF H R ER SO BB IBB HBP BLK WP HR S P ERA WHIP	IP WLS BF H R ER SO BB IBB HBP BLK WP HR S P ERA WHIP	IP WLS BF H R ER SO BB IBB HBP BLK WP HR S P ERA WHIP	IP WLS BF H R ER SO BB IBB HBP BLK WP HR S P ERA WHIP	IP WLS BF H R ER SO BB IBB HBP BLK WP HR S P ERA WHIP	IP WLS BF H R ER SO BB IBB HBP BLK WP HR S P ERA WHIP	IP WLS BF H R ER SO BB IBB HBP BLK WP HR S P ERA WHIP	IP WLS BF H R ER SO BB IBB HBP BLK WP HR S P ERA WHIP	IP WLS BF H R ER SO BB IBB HBP BLK WP HR S P ERA WHIP

AB	31
R	1
H	5
RBI	1
BB	0
SO	2
LOB	9









Batter	1	2	3	4	5	6	7	8	9	AB	R	H	RBI	BB	SO	LOB	TOP										
Tim Raines, S OBP: 0.378, SLG: 0.419 (1, 7)										6	2	3	0	0	0	0											
Bryan Little, S OBP: 0.354, SLG: 0.319 (1, 6)										3	1	1	0	1	0	1											
Andre Dawson, R OBP: 0.343, SLG: 0.581 (1, 8)										4	3	3	4	1	0	0											
Al Oliver, L OBP: 0.358, SLG: 0.419 (1, 3)										5	0	0	0	0	1	5											
Terry Francona, L OBP: 0.219, SLG: 0.248 (8, 3)										0	0	0	0	0	0	0											
Warren Cromartie, L OBP: 0.348, SLG: 0.389 (8, PH)										4	1	1	1	0	2	0											
Jim Wolford, R OBP: 0.325, SLG: 0.419 (8, 9)										0	0	0	0	1	0	0											
Gary Carter, R OBP: 0.335, SLG: 0.448 (1, 2)										5	0	3	2	0	0	0											
Tim Wallach, R OBP: 0.350, SLG: 0.455 (1, 5)										3	0	1	0	2	1	3											
Doug Flynn, R OBP: 0.249, SLG: 0.278 (1, 4)										5	0	1	0	0	2	5											
Bryn Smith, R OBP: 0.083, SLG: 0.083 (1, 1)										5	0	0	0	0	3	4											
<b>Inning Stats</b>	R: 3 E: 1 K: 2 S: 11	H: 3 LOB: 2 BB: 1 P: 15	R: 0 E: 0 K: 0 S: 3	H: 1 LOB: 0 BB: 0 P: 3	R: 2 E: 0 K: 0 S: 7	H: 4 LOB: 2 BB: 0 P: 7	R: 0 E: 1 K: 0 S: 4	H: 0 LOB: 1 BB: 0 P: 4	R: 0 E: 0 K: 1 S: 5	H: 2 LOB: 2 BB: 0 P: 7	R: 0 E: 0 K: 2 S: 8	H: 1 LOB: 2 BB: 1 P: 12	R: 2 E: 0 K: 2 S: 9	H: 2 LOB: 2 BB: 2 P: 17	R: 0 E: 0 K: 1 S: 5	H: 0 LOB: 0 BB: 0 P: 5	1B: 9 2B: 1 3B: 0 HR: 3	SF: 0 SAC: 1 DP: 1 HBP: 0	WP: 1 PB: 0 CS: 0	PA: 46							
<b>PITCHER</b>	IP	WLS	BF	H	R	ER	SO	BB	IBB	HBP	BLK	WP	HR	S	P	ERA	WHIP										
Lee Tunnell, R ERA: 4.79 (1, 1)	2.1	L	14	6	5	5	2	1	0	0	0	0	3	17	21	19.29	3.000										
Jim Blibby, R ERA: 7.5 (3, 1)	2.2		12	2	0	0	1	1	0	0	0	0	0	13	17	0.00	1.125										
Cecilio Guante, R ERA: 7.5 (6, 1)	2.0		10	3	0	0	3	0	1	0	0	0	0	15	19	0.00	1.500										
Rod Scurrey, L ERA: 2.17 (8, 1)	0.2		5	1	2	2	1	1	1	0	0	1	0	5	13	27.00	3.000										
Kent Tekulve, R ERA: 1.65 (8, 1)	1.1		5	1	0	0	2	0	0	0	0	0	0	9	9	0.00	0.750										
<b>Batter</b>	<b>1</b>	<b>2</b>	<b>3</b>	<b>4</b>	<b>5</b>	<b>6</b>	<b>7</b>	<b>8</b>	<b>9</b>	<b>AB</b>	<b>R</b>	<b>H</b>	<b>RBI</b>	<b>BB</b>	<b>SO</b>	<b>LOB</b>	<b>BOTTOM</b>										
Marvell Wynne, L OBP: 0.346, SLG: 0.421 (1, 8)										4	1	1	0	0	0	0											
Johnny Ray, S OBP: 0.325, SLG: 0.412 (1, 4)										4	0	0	0	0	0	2											
Bill Madlock, R OBP: 0.386, SLG: 0.460 (1, 5)										4	0	0	0	0	0	3											
Jason Thompson, L OBP: 0.391, SLG: 0.434 (1, 3)										3	1	1	1	1	0	0											
Dave Parker, L OBP: 0.301, SLG: 0.399 (1, 9)										4	1	2	0	0	0	1											
Mike Easter, L OBP: 0.360, SLG: 0.449 (1, 7)										4	0	1	2	0	0	1											
Tony Peña, R OBP: 0.332, SLG: 0.406 (1, 2)										4	0	1	0	0	1	2											
Dale Berra, R OBP: 0.314, SLG: 0.359 (1, 6)										3	0	0	0	0	0	2											
Lee Tunnell, R OBP: 0.143, SLG: 0.118 (1, 1)										1	0	0	0	0	1	1											
Jim Blibby, R OBP: 0.116, SLG: 0.118 (1, 1)										0	0	0	0	0	0	0											
Gene Lerner, R OBP: 0.306, SLG: 0.196 (5, PH)										1	0	0	0	0	0	0											
Cecilio Guante, R OBP: 0.306, SLG: 0.196 (8, 1)										0	0	0	0	0	0	0											
Lee Mazzilli, S OBP: 0.306, SLG: 0.196 (7, PH)										1	0	0	0	0	0	0											
Rod Scurrey, L OBP: 0.306, SLG: 0.196 (8, 1)										0	0	0	0	0	0	0											
Kent Tekulve, R OBP: 0.306, SLG: 0.196 (8, 1)										0	0	0	0	0	0	0											
<b>Inning Stats</b>	R: 0 E: 0 K: 0 S: 3	H: 2 LOB: 1 BB: 1 P: 13	R: 2 E: 0 K: 2 S: 9	H: 2 LOB: 1 BB: 1 P: 13	R: 1 E: 1 K: 0 S: 5	H: 1 LOB: 1 BB: 0 P: 5	R: 0 E: 0 K: 0 S: 3	H: 0 LOB: 0 BB: 0 P: 3	R: 0 E: 0 K: 0 S: 3	H: 1 LOB: 0 BB: 0 P: 3	R: 0 E: 0 K: 0 S: 3	H: 0 LOB: 0 BB: 0 P: 3	R: 0 E: 0 K: 0 S: 3	H: 1 LOB: 1 BB: 0 P: 4	R: 0 E: 0 K: 0 S: 4	H: 1 LOB: 1 BB: 0 P: 4	1B: 4 2B: 2 3B: 0 HR: 0	SF: 0 SAC: 0 DP: 2 HBP: 0	WP: 1 PB: 0 CS: 0	PA: 34							
<b>PITCHER</b>	IP	WLS	BF	H	R	ER	SO	BB	IBB	HBP	BLK	WP	HR	S	P	ERA	WHIP										
Bryn Smith, R ERA: 2.69 (1, 1)	9.0	W	34	6	3	2	2	1	0	0	0	1	0	37	41	2.00	0.778										

Montreal Expos @ Pittsburgh Pirates  
Three Rivers Stadium, Pittsburgh, PA  
Sat Aug 06 1983, 3:33 AM EDT  
Att: 24,561 - Unknown

AB	40
R	7
H	13
RBI	7
BB	5
SO	9
LOB	18



Montreal Expos @ Pittsburgh Pirates  
Three Rivers Stadium, Pittsburgh, PA  
Sat Aug 06 1983, 3:33 AM EDT  
Att: 24,561 - Unknown

AB	33
R	3
H	6
RBI	3
BB	1
SO	2
LOB	12





Batter	1	2	3	4	5	6	7	8	9	AB R H RBI BB SO LOB	TOP							
Tim Raines, S OBP: 0.378, SLG: 0.424 (1, 7)	0-3 K	0-0 HR		4-0 1B BB		0-0 5-3		0-0 FC4-6		4 1 1 4 1 1 1	<b>Montreal Expos @ Pittsburgh Pirates</b> Three Rivers Stadium, Pittsburgh, PA Sun Aug 07 1983, 3:33 AM EDT Att: 29,187 - Unknown							
Jim Wohlford, R OBP: 0.395, SLG: 0.392 (1, 9)	0-0 L8	0-0 4-3		0-0 F9		0-0 F9		0-0 6-3		5 0 0 0 0 0 2								
Andre Dawson, R OBP: 0.348, SLG: 0.585 (1, 8)	4-0 1B BB	0-0 2B		0-0 1B			0-0 F7		0-0 L3-6 4-3	4 0 3 0 1 0 0								
Al Oliver, L OBP: 0.358, SLG: 0.421 Terry Francona, L OBP: 0.216, SLG: 0.248 (1, 3) (9, 3)	0-0 1-3 1B	0-0 L8		0-3 K			0-0 2B		0-0 4-3	5 0 2 0 0 1 4 0 0 0 0 0 0 0								
Gary Carter, R OBP: 0.333, SLG: 0.447 (1, 2)	0-0 F7		0-0 F9 SF8		0-0 F9		0-0 6-3		0-0 L3-6	5 1 1 0 0 0 4								
Tim Lincecum, R OBP: 0.353, SLG: 0.464 (1, 5)		0-0 E 1B HR		0-0 F9			4-0 BB			3 2 2 1 1 0 1								
Chris Speier, R OBP: 0.331, SLG: 0.329 (1, 6)		0-0 F7	0-0 SF8		0-0 F8		0-0 1-3			3 0 0 1 0 0 3								
Doug Flynn, R OBP: 0.249, SLG: 0.278 (1, 4)		0-0 E HR 1B	0-0 F9		0-0 F9			0-0 F4-3		4 1 1 0 0 0 0								
Steve Rogers, R OBP: 0.143, SLG: 0.129 (1, 1)		0-0 E1 HR		0-0 6-3		0-3 K		0-0 FC4-6		4 1 1 0 0 1 2								
<b>Inning Stats</b>	R: 0 E: 0 K: 1 S: 6	H: 1 LOB: 2 BB: 1 P: 10	R: 4 E: 1 K: 0 S: 8	H: 4 LOB: 1 BB: 0 P: 8	R: 1 E: 0 K: 0 S: 4	H: 1 LOB: 0 BB: 0 P: 4	R: 0 E: 0 K: 1 S: 5	H: 0 LOB: 0 BB: 0 P: 5	R: 0 E: 0 K: 0 S: 4	H: 1 LOB: 2 BB: 1 P: 8		R: 0 E: 0 K: 0 S: 4	H: 1 LOB: 1 BB: 0 P: 4	R: 0 E: 0 K: 0 S: 3	H: 1 LOB: 0 BB: 0 P: 3	1B: 6 2B: 4 3B: 0 HR: 2	SF: 1 SAC: 0 DP: 1 HBP: 0	WP: 0 PB: 0 CS: 1
<b>PITCHER</b>	IP WLS BF H R ER SO BB IBB HBP BLK WP HR S P ERA WHIP																	
Larry McWilliams, L ERA: 3.18 (1, 1)	6.0 L 29 8 6 5 3 2 0 0 0 0 0 2 33 41 7.50 1.667																	
Jim Bibby, R ERA: 7.28 (7, 1)	2.0 9 2 0 0 0 1 0 0 0 0 0 0 8 12 0.00 1.500																	
Kent Tekulve, R ERA: 1.63 (9, 1)	1.0 3 1 0 0 0 0 0 0 0 0 0 0 3 3 0.00 1.000																	

AB	37
R	6
H	11
RBI	6
BB	3
SO	3
LOB	17



Batter	1	2	3	4	5	6	7	8	9	AB R H RBI BB SO LOB	BOTTOM											
Marvell Wynne, L OBP: 0.344, SLG: 0.418 (1, 8)	0-0 F6			0-0 F4-3		0-0 1B			0-0 F4-3	4 0 1 0 0 0 0	<b>Montreal Expos @ Pittsburgh Pirates</b> Three Rivers Stadium, Pittsburgh, PA Sun Aug 07 1983, 3:33 AM EDT Att: 29,187 - Unknown											
Johnny Ray, S OBP: 0.326, SLG: 0.407 (1, 4)	0-0 6-3			0-3 K		0-0 F4-3			0-0 F4-3	4 0 0 0 0 1 1												
Bill Madlock, R OBP: 0.384, SLG: 0.456 (1, 5)	0-0 F4-3			0-0 6-3		4-0 G3 BB			0-0 F8	3 0 0 0 1 0 0												
Jason Thompson, L OBP: 0.388, SLG: 0.430 (1, 3)		0-0 F5			0-0 F4-3		0-0 F9			3 0 0 0 0 0 1												
Dave Parker, L OBP: 0.299, SLG: 0.395 (1, 9)		0-0 F9			0-0 F9		0-0 G3			3 0 0 0 0 0 1												
Mike Easter, L OBP: 0.359, SLG: 0.448 (1, 7)		0-0 F7			0-0 1B		0-0 F8			3 0 1 0 0 0 1												
Tony Peña, R OBP: 0.330, SLG: 0.402 (1, 2)			0-0 F8		0-0 F7			0-0 1-3		3 0 0 0 0 0 1												
Dale Berra, R OBP: 0.312, SLG: 0.356 (1, 6)			0-3 K			0-0 F9		0-0 5-3		3 0 0 0 0 1 0												
Larry McWilliams, L OBP: 0.153, SLG: 0.155 Gene Tenace, R OBP: 0.302, SLG: 0.192 Jim Bibby, R OBP: 0.118, SLG: 0.118 Lee Mazzilli, S OBP: 0.386, SLG: 0.362 Kent Tekulve, R ERA: 1.63 (1, 1) (6, PH) (7, 1) (8, PH) (9, 1)			0-3 K			0-0 F4		0-0 F8		1 0 0 0 0 1 0 1 0 0 0 0 0 0 0 0 0 0 0 0 0 1 0 0 0 0 0 0 0 0 0 0 0 0 0												
<b>Inning Stats</b>	R: 0 E: 0 K: 0 S: 3	H: 0 LOB: 0 BB: 0 P: 3	R: 0 E: 0 K: 0 S: 3	H: 0 LOB: 0 BB: 0 P: 3	R: 0 E: 0 K: 2 S: 7	H: 0 LOB: 0 BB: 0 P: 7	R: 0 E: 0 K: 1 S: 5	H: 0 LOB: 0 BB: 0 P: 5	R: 0 E: 0 K: 0 S: 4	H: 1 LOB: 1 BB: 0 P: 4		R: 0 E: 0 K: 0 S: 4	H: 1 LOB: 1 BB: 0 P: 4	R: 0 E: 0 K: 0 S: 3	H: 0 LOB: 0 BB: 1 P: 7	R: 0 E: 0 K: 0 S: 3	H: 0 LOB: 0 BB: 0 P: 3	R: 0 E: 0 K: 0 S: 3	H: 0 LOB: 0 BB: 0 P: 3	1B: 2 2B: 0 3B: 0 HR: 0	SF: 0 SAC: 0 DP: 0 HBP: 0	WP: 0 PB: 0 CS: 0
<b>PITCHER</b>	IP WLS BF H R ER SO BB IBB HBP BLK WP HR S P ERA WHIP																					
Steve Rogers, R ERA: 2.86 (1, 1)	9.0 W 30 2 0 0 3 1 0 0 0 0 0 0 35 39 0.00 0.333																					





Batter	1	2	3	4	5	6	7	8	9	10	AB	R	H	RBI	BB	SO	LOB	TOP		
Mookie Wilson, S (1.8) X OBP: 0.291, SLG: 0.338	3-1		P6		F8	K			P3		5	0	0	0	0	1	3			
Hubie Brooks, R (1.5) X OBP: 0.312, SLG: 0.360	5-3		5-3			1B	F4-3		F8		5	1	1	0	0	0	0			
Keith Hernandez, L (1.3) B OBP: 0.365, SLG: 0.425	FC6-4 BB			F4-6 1B BB		1B FC4-6 1B	F4-3		3-1		3	1	1	0	2	0	0			
George Foster, R (1.7) X OBP: 0.307, SLG: 0.429	FC6-4 1-2f			F8		FC4-6 1B				6-3	5	1	2	1	0	0	2			
Daryl Strawberry, L (1.9) H OBP: 0.311, SLG: 0.456		6-3 HBP				FC4-6 BB					3	1	2	0	1	0	1			
Bob Bailor, R (1.6) X OBP: 0.285, SLG: 0.285		6-3		F4-6		FC4-6 1B E		F8			4	1	0	1	1	0	5			
Brian Giles, R (1.4) X OBP: 0.309, SLG: 0.288											2	0	0	0	0	0	1			
Rusty Staub, L (6. PH) OBP: 0.402, SLG: 0.425		F7				E8 SH3 1B		K		FC4-2	1	0	1	1	0	0	0			
Jose Oquendo, S (6. PR) OBP: 0.266, SLG: 0.246											2	1	0	0	0	1	1			
Junior Ortiz, R (1.2) X OBP: 0.243, SLG: 0.228											2	0	1	0	0	0	1			
Danny Heep, L (6. PH) OBP: 0.263, SLG: 0.429		P5									0	0	0	0	1	0	0			
Ron Hodges, L (6. 2) OBP: 0.362, SLG: 0.251											2	0	1	0	0	0	1			
Tom Seaver, R (1.1) X OBP: 0.208, SLG: 0.250											1	0	0	1	0	1	0			
Dave Kingman, R (8. PH) OBP: 0.263, SLG: 0.400											1	0	0	0	0	0	1			
Jesse Orosco, R (8.1) X OBP: 0.273, SLG: 0.273											0	0	0	0	0	0	0			
<b>Inning Stats</b>	R: 0 E: 0 K: 0 S: 3	H: 0 LOB: 1 BB: 1 P: 7	R: 0 E: 0 K: 0 S: 3	H: 0 LOB: 1 BB: 0 P: 4	R: 0 E: 0 K: 1 S: 5	H: 0 LOB: 0 BB: 0 P: 5	R: 0 E: 0 K: 0 S: 3	H: 1 LOB: 1 BB: 1 P: 7	R: 0 E: 0 K: 1 S: 4	H: 1 LOB: 1 BB: 0 P: 4	R: 0 E: 0 K: 0 S: 6	H: 1 LOB: 1 BB: 0 P: 6	R: 0 E: 0 K: 0 S: 3	H: 0 LOB: 0 BB: 0 P: 3	R: 1 E: 1 K: 0 S: 4	H: 1 LOB: 1 BB: 1 P: 8	1B: 7 2B: 2 3B: 1 HR: 0	SF: 0 SAC: 2 DP: 1 HBP: 1	WP: 0 PA: 44 PB: 0 SB: 0 CS: 0	
<b>PITCHER</b>	IP WLS BF H R ER SO BB IBB HBP BLK WP HR S P ERA WHIP	5.1 1.2 2.0 1.0	0 1 0 1	6 0 0 1	5 0 0 0	4 1 0 0	1 0 0 0	3 1 0 0	3 0 0 0	23 8 9 4	36 12 9 8	6.75 0.00 0.00 0.00	1.688 1.200 0.500 1.000							

New York Mets @ Montreal Expos  
Olympic Stadium, Montreal, QB  
Mon Aug 08 1983, 7:05 PM EDT  
Att: 27,906 - Unknown

AB 36  
R 6  
H 9  
RBI 4  
BB 5  
SO 3  
LOB 16



Batter	1	2	3	4	5	6	7	8	9	10	AB	R	H	RBI	BB	SO	LOB	BOTTOM			
Tim Raines, S (1.7) X OBP: 0.376, SLG: 0.422	4-3		L8		G3		E4 S 1B				5	1	1	0	0	0	1				
Bryan Little, S (1.6) X OBP: 0.352, SLG: 0.317	F7		F8			1-3			6-3		5	0	1	1	0	0	2				
Andre Dawson, R (1.8) S OBP: 0.347, SLG: 0.580	K				F9		F9	F3			5	0	1	0	0	1	1				
Al Oliver, L (1.3) X OBP: 0.354, SLG: 0.416		G3			L5		F7			4-3	5	0	0	0	0	0	1				
Warren Cromartie, L (1.9) S OBP: 0.350, SLG: 0.353											4	1	2	0	0	1	0				
Mike Vail, R (10. PH) OBP: 0.297, SLG: 0.343		K									0	0	0	0	1	0	0				
Gary Carter, R (1.2) X OBP: 0.337, SLG: 0.449					F7						5	1	3	1	0	0	2				
Tim Lincecum, R (1.5) X OBP: 0.354, SLG: 0.471											4	2	2	1	0	0	2				
Doug Flynn, R (1.4) X OBP: 0.251, SLG: 0.279											2	0	1	0	0	0	0				
Terry Crowley, L (7. PH) OBP: 0.352, SLG: 0.192					F6						1	0	0	0	0	0	2				
Chris Speier, R (8. 6) OBP: 0.329, SLG: 0.327											1	0	0	0	0	0	0				
Ray Burris, R (1.1) X OBP: 0.286, SLG: 0.324											2	0	0	0	0	2	1				
Bob James, R (8.1) X OBP: 0.285, SLG: 0.285											0	0	0	0	0	0	0				
Mike Stenhouse, L (7. PH) OBP: 0.346, SLG: 0.260											1	0	1	0	0	0	1				
Dan Schatzeder, L (8.1) X OBP: 0.200, SLG: 0.200											0	0	0	0	0	0	0				
Jim Wohlford, R (8. PH) OBP: 0.201, SLG: 0.388											1	0	0	0	0	0	0				
Jeff Reardon, R (10.1) X OBP: 0.143, SLG: 0.143											0	0	0	0	0	0	0				
<b>Inning Stats</b>	R: 0 E: 0 K: 1 S: 5	H: 0 LOB: 0 BB: 0 P: 5	R: 0 E: 0 K: 1 S: 6	H: 1 LOB: 1 BB: 0 P: 6	R: 0 E: 0 K: 1 S: 6	H: 1 LOB: 1 BB: 1 P: 6	R: 0 E: 0 K: 0 S: 4	H: 1 LOB: 1 BB: 0 P: 4	R: 1 E: 0 K: 1 S: 6	H: 1 LOB: 0 BB: 0 P: 6	R: 0 E: 0 K: 0 S: 3	H: 0 LOB: 0 BB: 0 P: 3	R: 4 E: 1 K: 0 S: 8	H: 4 LOB: 1 BB: 0 P: 8	R: 0 E: 0 K: 0 S: 4	H: 1 LOB: 1 BB: 0 P: 4	R: 0 E: 0 K: 0 S: 3	H: 1 LOB: 1 BB: 1 P: 7	1B: 9 2B: 1 3B: 0 HR: 1	SF: 0 SAC: 0 DP: 0 HBP: 0	WP: 0 PA: 42 PB: 0 SB: 4 CS: 1
<b>PITCHER</b>	IP WLS BF H R ER SO BB IBB HBP BLK WP HR S P ERA WHIP	7.0 3.0	30 12	8 3	5 0	3 0	4 0	0 1	38 11	38 15	3.86 0.00	1.143 1.333									

New York Mets @ Montreal Expos  
Olympic Stadium, Montreal, QB  
Mon Aug 08 1983, 7:05 PM EDT  
Att: 27,906 - Unknown

AB 41  
R 5  
H 11  
RBI 4  
BB 1  
SO 4  
LOB 13





Batter	1	2	3	4	5	6	7	8	9	AB	R	H	RBI	BB	SO	LOB	TOP		
Mookie Wilson, S (1.8) OBP: 0.294, SLG: 0.344	L5		1B		F8		3-1			5	0	3	1	0	0	0			
Hubie Brooks, R (1.5) OBP: 0.311, SLG: 0.358	G3		1B		F8		6-3		F4	5	0	1	0	0	0	2			
Keith Hernandez, L (1.3) OBP: 0.364, SLG: 0.422	K		1B		K		F4-3			3	0	0	0	1	2	1			
George Foster, R (1.7) OBP: 0.305, SLG: 0.425		6-3	K		F8			K		4	0	0	0	0	2	4			
Darryl Strawberry, L (1.9) OBP: 0.313, SLG: 0.461	K		K							4	1	2	0	0	2	3			
Bob Bailor, R (1.6) OBP: 0.292, SLG: 0.293										4	0	3	0	0	0	1			
Brian Giles, R (1.4) OBP: 0.310, SLG: 0.289										2	1	1	0	0	0	1			
Danny Heep, L (6. PH) OBP: 0.347, SLG: 0.429										0	0	0	0	1	0	0			
José Oquendo, S (6.6) OBP: 0.265, SLG: 0.245										1	0	0	0	0	0	1			
Ron Hodges, L (1.2) OBP: 0.360, SLG: 0.258										3	1	1	2	0	0	1			
Ed Lynch, R (1.1) OBP: 0.154, SLG: 0.132										2	0	0	0	0	1	2			
Doug Sisk, R (6.1) OBP: 0.500, SLG: 0.500										0	0	0	0	0	0	0			
Rusty Staub, L (9. PH) OBP: 0.398, SLG: 0.420										1	0	0	0	0	0	0			
<b>Inning Stats</b>	R: 0 E: 0 K: 1 S: 5	H: 0 LOB: 0 BB: 0 P: 5	R: 0 E: 0 K: 1 S: 5	H: 1 LOB: 0 BB: 0 P: 5	R: 2 E: 0 K: 2 S: 11	H: 4 LOB: 3 BB: 1 P: 15	R: 0 E: 0 K: 1 S: 6	H: 1 LOB: 1 BB: 0 P: 6	R: 0 E: 0 K: 0 S: 4	H: 2 LOB: 1 BB: 1 P: 8	R: 0 E: 0 K: 0 S: 3	H: 0 LOB: 0 BB: 0 P: 3	R: 0 E: 0 K: 1 S: 6	H: 1 LOB: 1 BB: 0 P: 6	R: 0 E: 0 K: 0 S: 4	H: 1 LOB: 1 BB: 0 P: 4	1B: 8 2B: 4 3B: 0 HR: 0	SF: 1 SAC: 1 DP: 1 HBP: 0	WP: 0 PA: 39 PB: 0 SB: 0 CS: 1
<b>PITCHER</b> Charlie Lea, R (1.1) ERA: 3.29	IP: 9.0 WLS: W BF: 38 H: 11 R: 3 ER: 3 SO: 7 BB: 2 IBB: 0 HBP: 0 BLK: 0 WP: 0 HR: 0 S: 50 P: 58 ERA: 3.00 WHIP: 1.444																		

New York Mets @ Montreal Expos  
Olympic Stadium, Montreal, QB  
Tue Aug 09 1983, 7:05 PM EDT  
Att: 36,870 - Unknown

AB 34  
R 3  
H 11  
RBI 3  
BB 2  
SO 7  
LOB 16



Batter	1	2	3	4	5	6	7	8	9	AB	R	H	RBI	BB	SO	LOB	BOTTOM		
Tim Raines, S (1.7) OBP: 0.375, SLG: 0.419	4-3		F9		4-3					3	1	0	0	1	0	0			
Bryan Little, S (1.6) OBP: 0.351, SLG: 0.314										2	0	0	0	1	0	0			
Terry Crowley, L (7. PH) OBP: 0.400, SLG: 0.192	4-3		5-3							0	0	0	0	1	0	0			
Chris Speier, R (8.6) OBP: 0.329, SLG: 0.327										0	0	0	0	0	0	0			
Andre Dawson, R (1.8) OBP: 0.344, SLG: 0.575	1-3		F8		K					4	0	0	1	0	1	2			
Al Oliver, L (1.3) OBP: 0.358, SLG: 0.422										4	3	3	0	0	0	2			
Warren Cromartie, L (1.9) OBP: 0.352, SLG: 0.395										4	1	2	1	0	0	2			
Gary Carter, R (1.2) OBP: 0.336, SLG: 0.450										4	1	1	2	0	0	2			
Tim Wallach, R (1.5) OBP: 0.358, SLG: 0.476										4	0	3	2	0	0	1			
Doug Flynn, R (1.4) OBP: 0.251, SLG: 0.279										4	0	1	0	0	0	2			
Charlie Lea, R (1.1) OBP: 0.135, SLG: 0.100										4	1	0	0	0	2	4			
<b>Inning Stats</b>	R: 0 E: 0 K: 0 S: 3	H: 0 LOB: 0 BB: 0 P: 3	R: 1 E: 0 K: 1 S: 8	H: 3 LOB: 2 BB: 0 P: 8	R: 0 E: 0 K: 0 S: 3	H: 0 LOB: 0 BB: 0 P: 3	R: 2 E: 0 K: 0 S: 6	H: 3 LOB: 1 BB: 0 P: 6	R: 0 E: 0 K: 1 S: 4	H: 0 LOB: 1 BB: 1 P: 8	R: 1 E: 0 K: 0 S: 4	H: 2 LOB: 0 BB: 0 P: 4	R: 2 E: 2 K: 0 S: 4	H: 0 LOB: 1 BB: 2 P: 12	R: 1 E: 0 K: 1 S: 7	H: 2 LOB: 1 BB: 0 P: 7	1B: 7 2B: 4 3B: 0 HR: 0	SF: 0 SAC: 0 DP: 3 HBP: 0	WP: 0 PA: 36 PB: 1 SB: 0 CS: 1
<b>PITCHER</b> Ed Lynch, R (1.1) ERA: 3.72	IP: 5.0 WLS: L BF: 23 H: 8 R: 4 ER: 4 SO: 2 BB: 1 IBB: 0 HBP: 0 BLK: 0 WP: 0 HR: 0 S: 26 P: 30 ERA: 7.20 WHIP: 1.800																		
Doug Sisk, R (6.1) ERA: 2.62	IP: 3.0 WLS: L BF: 13 H: 2 R: 3 ER: 1 SO: 1 BB: 2 IBB: 0 HBP: 0 BLK: 0 WP: 0 HR: 0 S: 13 P: 21 ERA: 3.00 WHIP: 1.333																		

New York Mets @ Montreal Expos  
Olympic Stadium, Montreal, QB  
Tue Aug 09 1983, 7:05 PM EDT  
Att: 36,870 - Unknown

AB 33  
R 7  
H 10  
RBI 6  
BB 3  
SO 3  
LOB 15






Batter	1	2	3	4	5	6	7	8	9	AB	R	H	RBI	BB	SO	LOB	TOP	
Mookie Wilson, S (1, 8) OBP: 0.294, SLG: 0.343	0-0 1-3		0-0 P8			0-0 6-3		0-0 BB 1B		4	0	1	0	0	0	0	<b>New York Mets @ Montreal Expos</b> Olympic Stadium, Montreal, QB Wed Aug 10 1983, 7:05 PM EDT Att: 25,538 - Unknown	
Hubie Brooks, R (1, 5) OBP: 0.310, SLG: 0.356	0-0 5-3		0-0 5-3			0-0 F8		4-0 BB 1-2 BB		3	0	0	0	1	0	0		
Keith Hernandez, L (1, 3) OBP: 0.363, SLG: 0.419 Tom Gorman, L (8, 1) OBP: 0.250, SLG: 0.250	4-0 BB		0-0 5-3			0-0 G3		0-0 F4-3		3	0	0	0	1	0	2		
George Foster, R (1, 7) OBP: 0.302, SLG: 0.421	0-0 F7			0-0 5-3				0-0 F7		4	0	0	0	0	0	1		
Darryl Strawberry, L (1, 9) OBP: 0.309, SLG: 0.454		0-3 K		0-0 F8				0-0 G3		4	0	0	0	0	1	0		
Bob Bailor, R (1, 6) OBP: 0.296, SLG: 0.297		0-0 1B		0-0 F7				0-0 F7		4	1	2	0	0	0	0		
Brian Giles, R (1, 4) OBP: 0.312, SLG: 0.295		0-0 1B				0-0 E6		0-0 F8 F4-3 2B		4	2	2	0	0	0	1		
Junior Ortiz, R (1, 2) OBP: 0.248, SLG: 0.233 Danny Heep, L (8, PH) OBP: 0.348, SLG: 0.436		0-0 1B		0-0 FC5-4		0-0 6-3		0-0 F8		2	0	1	0	0	0	1		
Mike Torrez, R (1, 1) OBP: 0.065, SLG: 0.044 Carlos Diaz, R (7, 1)		0-0 FC5-4		0-0 1B		0-0 1-2		0-0 2-3		2	0	1	2	0	0	1		
Rusty Staub, L (8, PH) OBP: 0.394, SLG: 0.416 Ron Hodges, L (8, 2) OBP: 0.360, SLG: 0.258 Dave Kingman, R (9, PH) OBP: 0.262, SLG: 0.398		0-0 1-2		0-0 F9		0-0 F9		0-0 F4-3		2	0	0	0	0	0	2		
<b>Inning Stats</b>	R: 0 E: 0 K: 0 S: 3	H: 0 LOB: 1 BB: 1 P: 7	R: 0 E: 0 K: 1 S: 7	H: 2 LOB: 2 BB: 0 P: 7	R: 0 E: 0 K: 0 S: 3	H: 0 LOB: 0 BB: 0 P: 3	R: 0 E: 0 K: 0 S: 3	H: 0 LOB: 0 BB: 0 P: 3	R: 0 E: 0 K: 0 S: 3	H: 0 LOB: 0 BB: 0 P: 3	R: 0 E: 0 K: 0 S: 5	H: 2 LOB: 2 BB: 1 P: 9	R: 2 E: 0 K: 1 S: 8	H: 3 LOB: 1 BB: 0 P: 8	1B: 5 2B: 3 3B: 0 HR: 0	SF: 0 SAC: 0 DP: 1 HBP: 0	WP: 0 PB: 0 SB: 0 CS: 0	PA: 36
<b>PITCHER</b>	IP WLS BF H R ER SO BB IBB HBP BLK WP HR S P ERA WHIP																	
Bill Gullickson, R (1, 1) ERA: 3.93	7.2 W 29 4 1 1 1 2 0 0 0 0 0 0 29 37 1.17 0.783																	
Dan Schatzeder, L (8, 1) ERA: 2.97	1.0 6 3 2 2 0 0 0 0 0 0 0 0 6 6 18.00 3.000																	
Jeff Reardon, R (9, 1) ERA: 2.77	0.1 S 1 0 0 0 1 0 0 0 0 0 0 0 3 3 0.00 0.000																	

AB	34
R	3
H	7
RBI	3
BB	2
SO	2
LOB	9



Batter	1	2	3	4	5	6	7	8	9	AB	R	H	RBI	BB	SO	LOB	BOTTOM			
Tim Raines, S (1, 7) OBP: 0.378, SLG: 0.420	0-0 F7		0-0 1B			0-0 1B		4-0 G4-3 BB		3	2	2	2	1	0	0	<b>New York Mets @ Montreal Expos</b> Olympic Stadium, Montreal, QB Wed Aug 10 1983, 7:05 PM EDT Att: 25,538 - Unknown			
Bryan Little, S (1, 6) OBP: 0.350, SLG: 0.314	0-0 P5		0-0 E 1B		0-3 K		0-0 G4-3			4	0	1	1	0	1	3				
Andre Dawson, R (1, 8) OBP: 0.344, SLG: 0.575 Jim Wohlford, R (5, PH) OBP: 0.318, SLG: 0.402	0-0 L6		0-0 E5		0-0 1-3 1B		0-0 1B		0-0 1B	2	0	1	0	0	0	0				
Al Oliver, L (1, 3) OBP: 0.359, SLG: 0.422		0-0 G6-3 1B		0-0 4-3		0-0 6-3		0-0 1-3 1B		4	0	2	0	0	0	2				
Warren Cromartie, L (1, 9) OBP: 0.350, SLG: 0.396		0-0 G6-3		0-3 K		0-0 FC5-4		0-0 F7		4	0	1	0	0	1	3				
Gary Carter, R (1, 2) OBP: 0.335, SLG: 0.446		0-0 P4		0-0 5-3		4-0 FC5-4 IBB		0-3 K		3	0	0	0	1	1	0				
Tim Wallach, R (1, 5) OBP: 0.355, SLG: 0.472			0-3 K		0-0 P5		0-0 FC5-4		0-3 K	4	0	0	0	0	2	2				
Doug Flynn, R (1, 4) OBP: 0.248, SLG: 0.275 Jeff Reardon, R (9, 1) OBP: 0.145, SLG: 0.143			0-0 F6-3		0-0 F8		0-0 F4		0-0 F6-3	4	0	0	0	0	0	2				
Bill Gullickson, R (1, 1) OBP: 0.121, SLG: 0.127 Dan Schatzeder, L (8, 1) OBP: 0.200, SLG: 0.200 Angel Salazar, R (9, 6)			0-0 1B		0-0 1B		0-0 E5			3	3	2	0	0	0	0				
<b>Inning Stats</b>	R: 0 E: 0 K: 0 S: 3	H: 0 LOB: 0 BB: 0 P: 3	R: 0 E: 0 K: 0 S: 3	H: 1 LOB: 0 BB: 0 P: 3	R: 2 E: 1 K: 1 S: 9	H: 4 LOB: 2 BB: 0 P: 9	R: 0 E: 0 K: 1 S: 5	H: 0 LOB: 0 BB: 0 P: 5	R: 2 E: 0 K: 1 S: 7	H: 3 LOB: 1 BB: 0 P: 7	R: 0 E: 0 K: 0 S: 4	H: 1 LOB: 2 BB: 1 P: 8	R: 1 E: 1 K: 0 S: 5	H: 2 LOB: 2 BB: 1 P: 9	R: 0 E: 0 K: 2 S: 7	H: 0 LOB: 0 BB: 0 P: 7		1B: 8 2B: 3 3B: 0 HR: 0	SF: 0 SAC: 0 DP: 2 HBP: 0	WP: 0 PB: 0 SB: 0 CS: 0
<b>PITCHER</b>	IP WLS BF H R ER SO BB IBB HBP BLK WP HR S P ERA WHIP																			
Mike Torrez, R (1, 1) ERA: 4.09	6.2 L 30 10 5 4 3 1 0 0 0 0 0 0 34 42 5.40 1.650																			
Carlos Diaz, L (7, 1) ERA: 2.2	0.1 2 1 0 0 0 0 0 0 0 0 0 0 2 2 0.00 3.000																			
Tom Gorman, L (8, 1) ERA: 5.06	1.0 3 0 0 0 0 2 0 0 0 0 0 0 7 7 0.00 0.000																			

AB	33
R	5
H	11
RBI	5
BB	2
SO	5
LOB	12





Batter	1	2	3	4	5	6	7	8	9	AB	R	H	RBI	BB	SO	LOB	TOP								
Marvell Wynne, L OBP: 0.348, SLG: 0.424 (1, 8)										5	1	1	0	0	2	1									
Johnny Ray, S OBP: 0.329, SLG: 0.411 (1, 4)										3	1	1	0	1	0	0									
Bill Maclock, R OBP: 0.384, SLG: 0.453 Richie Hebner, L OBP: 0.327, SLG: 0.354 (6, PH) (8, 5)										3	0	1	1	0	0	1									
Jason Thompson, L OBP: 0.386, SLG: 0.435 (1, 3)										4	0	0	0	1	0	3									
Dave Parker, L OBP: 0.297, SLG: 0.397 (1, 9)										3	1	1	1	1	0	2									
Doug Frobel, L OBP: 0.250, SLG: 0.500 Lee Lacy, R OBP: 0.337, SLG: 0.418 (1, 7) (9, 7)										4	1	1	1	0	1	3									
Tony Peña, R OBP: 0.324, SLG: 0.399 (1, 2)										3	1	1	3	1	0	0									
Dale Berra, R OBP: 0.315, SLG: 0.352 (1, 6)										3	0	1	0	1	0	0									
Larry McWilliams, L OBP: 0.150, SLG: 0.153 Cecilio Guante, R OBP: 0.150, SLG: 0.133 (1, 1) (6, 1)										1	0	0	0	0	1	0									
										2	0	0	0	0	1	3									
<b>Inning Stats</b>	R: 1 E: 0 K: 0 S: 5	H: 2 LOB: 2 BB: 1 P: 9	R: 0 E: 0 K: 1 S: 5	H: 0 LOB: 0 BB: 0 P: 5	R: 0 E: 0 K: 0 S: 3	H: 0 LOB: 0 BB: 0 P: 3	R: 0 E: 0 K: 0 S: 3	H: 0 LOB: 0 BB: 0 P: 3	R: 0 E: 0 K: 0 S: 4	H: 1 LOB: 1 BB: 0 P: 4	R: 4 E: 0 K: 0 S: 6	H: 3 LOB: 0 BB: 1 P: 10	R: 0 E: 0 K: 1 S: 5	H: 0 LOB: 0 BB: 0 P: 5	R: 1 E: 0 K: 2 S: 8	H: 1 LOB: 3 BB: 3 P: 20	R: 0 E: 0 K: 1 S: 5	H: 0 LOB: 1 BB: 1 P: 9	1B: 4 2B: 2 3B: 0 HR: 1	SF: 0 SAC: 2 DP: 0 HBP: 0	WP: 1 PB: 1 SB: 1 CS: 0	PA: 40			
<b>PITCHER</b>	IP	WLS	BF	H	R	ER	SO	BB	IBB	HBP	BLK	WP	HR	S	P	ERA	WHIP								
Steve Rogers, R ERA: 2.98 (1, 1)	7.0	L	29	6	5	5	2	1	1	0	0	0	1	31	39	6.43	1.000								
Bob James, R ERA: 5.03 (8, 1)	0.2		6	1	1	1	1	3	0	0	0	1	0	5	17	13.50	6.000								
Dan Schatzeder, L ERA: 2.91 (8, 1)	1.1		5	0	0	0	2	1	0	0	0	0	0	8	12	0.00	0.750								

Pittsburgh Pirates @ Montreal Expos  
Olympic Stadium, Montreal, QB  
Fri Aug 12 1983, 7:05 PM EDT  
Att: 45,862 - Unknown

AB 32  
R 6  
H 7  
RBI 6  
BB 6  
SO 5  
LOB 14

Batter	1	2	3	4	5	6	7	8	9	AB	R	H	RBI	BB	SO	LOB	BOTTOM								
Tim Raines, S OBP: 0.378, SLG: 0.426 (1, 7)										4	1	1	1	1	1	3									
Jim Wehford, R OBP: 0.303, SLG: 0.384 Bob James, R (8, 1)										4	0	0	0	0	1	3									
Dan Schatzeder, L OBP: 0.200, SLG: 0.200 Terry Crowley, L OBP: 0.389, SLG: 0.185 (8, 1) (9, PH)										0	0	0	0	0	0	0									
Andre Dawson, R OBP: 0.346, SLG: 0.573 (1, 8)										3	1	1	0	1	0	1									
Al Oliver, L OBP: 0.358, SLG: 0.421 (1, 3)										4	0	1	0	0	0	2									
Gary Carter, R OBP: 0.337, SLG: 0.455 (1, 2)										4	1	2	1	0	0	2									
Tim Lincecum, R OBP: 0.352, SLG: 0.468 (1, 5)										3	0	0	1	0	0	2									
Chris Speier, R ERA: 3.18 Warren Cromartie, L OBP: 0.348, SLG: 0.394 (1, 6) (7, PH) (8, 9)										2	0	1	0	0	0	0									
Doug Flynn, R OBP: 0.248, SLG: 0.275 (1, 4)										4	0	1	0	0	0	1									
Steve Rogers, R OBP: 0.138, SLG: 0.125 Mike Stenhouse, L OBP: 0.235, SLG: 0.250 Angel Salazar, R OBP: 1.000, SLG: 1.000 (1, 1) (7, PH) (7, PR) (8, 6)										2	0	0	0	0	1	1									
										0	0	0	0	1	0	0									
										1	0	1	0	0	0	0									
<b>Inning Stats</b>	R: 0 E: 0 K: 0 S: 3	H: 0 LOB: 0 BB: 0 P: 7	R: 0 E: 0 K: 0 S: 3	H: 0 LOB: 0 BB: 0 P: 3	R: 0 E: 0 K: 1 S: 5	H: 0 LOB: 0 BB: 0 P: 5	R: 0 E: 0 K: 0 S: 3	H: 0 LOB: 0 BB: 0 P: 3	R: 1 E: 0 K: 0 S: 5	H: 2 LOB: 1 BB: 0 P: 5	R: 1 E: 0 K: 0 S: 6	H: 3 LOB: 2 BB: 0 P: 6	R: 0 E: 0 K: 3 S: 10	H: 1 LOB: 2 BB: 1 P: 14	R: 0 E: 0 K: 0 S: 4	H: 1 LOB: 1 BB: 1 P: 8	R: 0 E: 0 K: 0 S: 4	H: 1 LOB: 1 BB: 0 P: 4	1B: 6 2B: 0 3B: 0 HR: 2	SF: 1 SAC: 0 DP: 0 HBP: 0	WP: 1 PB: 0 SB: 0 CS: 0	PA: 38			
<b>PITCHER</b>	IP	WLS	BF	H	R	ER	SO	BB	IBB	HBP	BLK	WP	HR	S	P	ERA	WHIP								
Larry McWilliams, L ERA: 2.93 (1, 1)	5.1	W	22	5	2	2	1	1	0	0	0	1	0	20	27	3.38	1.125								
Cecilio Guante, R ERA: 2.93 (6, 1)	3.2	S	16	3	1	1	3	2	0	0	0	1	0	20	28	2.46	1.364								

Pittsburgh Pirates @ Montreal Expos  
Olympic Stadium, Montreal, QB  
Fri Aug 12 1983, 7:05 PM EDT  
Att: 45,862 - Unknown


AB 34  
R 3  
H 8  
RBI 3  
BB 3  
SO 4  
LOB 17



Batter	1	2	3	4	5	6	7	8	9	AB	R	H	RBI	BB	SO	LOB	TOP										
Marvell Wynne, L (1,8) OBP: 0.350, SLG: 0.423	4-0 1B SH1-4 SF8 BB		0-0 F4-3		0-0 SH3-4		0-0 CS 1B		0-0 F8	3	1	1	0	1	0	1											
Johnny Ray, S (1,4) OBP: 0.325, SLG: 0.407	0-0 SH1-4		0-0 F4-3		0-0 F7		0-0 6-3		0-0 L3	4	0	0	0	0	0	3											
Bill Madlock, R (1,5) OBP: 0.387, SLG: 0.455	0-0 1B 2-3 1B		4-0 BB		0-0 BB 1B		0-0 6-3			3	0	2	0	1	0	0											
Jason Thompson, L (1,3) OBP: 0.387, SLG: 0.435	0-0 SF8		0-3 K		4-0 BB 1B				0-0 F5-4-3 1B	2	0	1	1	1	1	1											
Dave Parker, L (1,9) OBP: 0.297, SLG: 0.396	0-0 1-2 1B				0-0 F4-3		0-0 G3		0-0 F5-4-3	4	0	1	0	0	0	4											
Doug Frobel, L (1,7) OBP: 0.250, SLG: 0.286	0-0 F8				0-0 F4-3		4-0 FC6-4 BB		0-0 F4-3	3	0	0	0	1	0	2											
Tony Peña, R (1,2) OBP: 0.328, SLG: 0.411					0-0 1B		0-0 F4			4	1	3	1	0	0	1											
Dale Berra, R (1,6) OBP: 0.314, SLG: 0.351					0-0 6-3		0-0 6-3		0-0 F8	4	0	1	0	0	0	3											
John Candelaria, L (1,1) OBP: 0.255, SLG: 0.174							0-0 1B SH3-4 1B		0-0 SH1-6-4 1B	3	0	1	0	0	0	1											
Kent Tekulve, R (9,1)							0-0 FC6-4		0-0 SH1-6-4	0	0	0	0	0	0	0											
<b>Inning Stats</b>	R: 1 E: 0 K: 0 S: 5	H: 2 LOB: 2 BB: 1 P: 9	R: 0 E: 0 K: 0 S: 3	H: 1 LOB: 0 BB: 0 P: 3	R: 0 E: 0 K: 1 S: 5	H: 0 LOB: 1 BB: 1 P: 9	R: 0 E: 0 K: 0 S: 4	H: 1 LOB: 1 BB: 0 P: 4	R: 0 E: 0 K: 0 S: 5	H: 2 LOB: 3 BB: 1 P: 9	R: 0 E: 0 K: 0 S: 3	H: 1 LOB: 0 BB: 0 P: 3	R: 0 E: 0 K: 0 S: 3	H: 1 LOB: 1 BB: 0 P: 5	R: 1 E: 0 K: 0 S: 5	H: 2 LOB: 1 BB: 0 P: 5	1B: 9 2B: 0 3B: 0 HR: 1	SF: 1 SAC: 3 DP: 1 HBP: 0	WP: 0 PB: 0 SB: 0 CS: 2	PA: 38							
<b>PITCHER</b>	IP	WLS	BF	H	R	ER	SO	BB	IBB	HBP	BLK	WP	HR	S	P	ERA	WHIP										
Bryn Smith, R (1,1) ERA: 2.55	8.0	L	33	8	1	1	1	4	0	0	0	0	0	31	47	1.12	1.500										
Jeff Reardon, R (9,1) ERA: 2.87	1.0	S	5	2	1	1	0	0	0	0	0	0	1	5	5	9.00	2.000										

Pittsburgh Pirates @ Montreal Expos  
Olympic Stadium, Montreal, QB  
Sat Aug 13 1983, 3:33 AM EDT  
Att: 38,658 - Unknown


AB 30  
R 2  
H 10  
RBI 2  
BB 4  
SO 1  
LOB 16



Batter	1	2	3	4	5	6	7	8	9	AB	R	H	RBI	BB	SO	LOB	BOTTOM										
Tim Raines, S (1,7) OBP: 0.375, SLG: 0.422	0-3 K		0-0 G6-4-3			0-0 5-3		0-0 G6-4-3		4	0	0	0	0	1	2											
Jim Welford, R (1,9) OBP: 0.312, SLG: 0.389	0-0 1B		0-0 1B			0-0 6-3			0-0 F2	4	0	2	0	0	0	0											
Andre Dawson, R (1,8) OBP: 0.345, SLG: 0.570	0-0 F8		0-0 F9			0-0 4-3			0-0 S 1B	4	0	1	0	0	0	2											
Al Oliver, L (1,3) OBP: 0.355, SLG: 0.417	0-0 4-3				0-0 6-3		0-0 F7		0-3 K	4	0	0	0	0	1	2											
Gary Carter, R (1,2) OBP: 0.336, SLG: 0.451					0-0 F9		0-0 4-3		4-0 BB	3	0	0	0	1	0	0											
Tim Lincecum, R (1,5) OBP: 0.353, SLG: 0.467					4-0 L6		0-0 1B		0-3 K	3	0	1	0	1	1	2											
Chris Speier, R (1,6) OBP: 0.331, SLG: 0.329							0-0 F4-6-3 1B			3	0	1	0	0	1	2											
Doug Flynn, R (1,4) OBP: 0.246, SLG: 0.272							0-0 F4-6-3		0-0 F9	3	0	0	0	0	0	2											
Bryn Smith, R (1,1) OBP: 0.143, SLG: 0.143							0-0 F8		0-0 G6-4-3 1B	2	0	1	0	0	0	0											
Mike Vail, R (8,PH) OBP: 0.307, SLG: 0.353										1	0	1	0	0	0	0											
Angel Salazar, R (6,PR) OBP: 1.000, SLG: 1.000										0	0	0	0	0	0	0											
Jeff Reardon, R (9,1) OBP: 0.143, SLG: 0.143										0	0	0	0	0	0	0											
<b>Inning Stats</b>	R: 0 E: 0 K: 1 S: 6	H: 1 LOB: 1 BB: 0 P: 6	R: 0 E: 0 K: 0 S: 3	H: 0 LOB: 1 BB: 1 P: 7	R: 0 E: 0 K: 0 S: 4	H: 2 LOB: 1 BB: 0 P: 4	R: 0 E: 0 K: 0 S: 3	H: 0 LOB: 0 BB: 0 P: 3	R: 0 E: 0 K: 0 S: 3	H: 1 LOB: 1 BB: 0 P: 3	R: 0 E: 0 K: 1 S: 6	H: 1 LOB: 1 BB: 0 P: 6	R: 0 E: 0 K: 0 S: 3	H: 1 LOB: 2 BB: 0 P: 3	R: 0 E: 0 K: 2 S: 8	H: 1 LOB: 1 BB: 1 P: 12	1B: 7 2B: 0 3B: 0 HR: 0	SF: 0 SAC: 0 DP: 3 HBP: 0	WP: 0 PB: 0 SB: 1 CS: 0	PA: 33							
<b>PITCHER</b>	IP	WLS	BF	H	R	ER	SO	BB	IBB	HBP	BLK	WP	HR	S	P	ERA	WHIP										
John Candelaria, L (1,1) ERA: 3.67	8.2	W	32	7	0	0	3	2	0	0	0	0	0	36	44	0.00	1.038										
Kent Tekulve, R (9,1) ERA: 1.56	0.1	S	1	0	0	0	1	0	0	0	0	0	0	3	3	0.00	0.000										

Pittsburgh Pirates @ Montreal Expos  
Olympic Stadium, Montreal, QB  
Sat Aug 13 1983, 3:33 AM EDT  
Att: 38,658 - Unknown

AB 31  
R 0  
H 7  
RBI 0  
BB 2  
SO 4  
LOB 12





Batter	1	2	3	4	5	6	7	8	9	AB	R	H	RBI	BB	SO	LOB	TOP					
Marvell Wynne, L OBP: 0.353, SLG: 0.419										2	1	0	0	2	0	1	<b>Pittsburgh Pirates @ Montreal Expos</b> <b>Olympic Stadium, Montreal, QB</b> Sun Aug 14 1983, 3:33 AM EDT Att: 50,062 - Unknown					
Johnny Ray, S OBP: 0.326, SLG: 0.410										5	1	2	1	0	0	3						
Bill Madlock, R OBP: 0.387, SLG: 0.455										4	1	1	1	1	0	2						
Jason Thompson, L OBP: 0.388, SLG: 0.433										2	0	0	0	2	0	1						
Dave Parker, L OBP: 0.296, SLG: 0.394										4	0	1	2	0	0	3						
Doug Frobel, L OBP: 0.300, SLG: 0.250										1	0	0	0	1	1	2						
Lee Lacy, R OBP: 0.335, SLG: 0.415										2	0	0	0	0	0	0						
Tony Peña, R OBP: 0.325, SLG: 0.407										4	0	0	0	0	1	1						
Dale Berra, R OBP: 0.316, SLG: 0.353										3	1	1	0	1	0	0						
Rick Rhoden, R OBP: 0.141, SLG: 0.156										2	0	1	1	0	0	1						
Brian Harper, R OBP: 0.219, SLG: 0.466										1	1	1	0	0	0	0						
Rod Scurry, L OBP: 0.222, SLG: 0.235										1	0	0	0	0	1	0						
Kent Tekulve, R OBP: 0.222, SLG: 0.235										0	0	0	0	0	0	0						
<b>Inning Stats</b>	R: 1 E: 0 K: 1 S: 6	H: 1 LOB: 2 BB: 2 P: 14	R: 1 E: 0 K: 0 S: 5	H: 2 LOB: 1 BB: 0 P: 5	R: 0 E: 0 K: 0 S: 3	H: 0 LOB: 0 BB: 0 P: 3	R: 0 E: 0 K: 1 S: 4	H: 0 LOB: 1 BB: 2 P: 12	R: 1 E: 0 K: 0 S: 5	H: 2 LOB: 1 BB: 0 P: 5	R: 0 E: 0 K: 0 S: 3	H: 0 LOB: 0 BB: 0 P: 3	R: 2 E: 0 K: 0 S: 4	H: 2 LOB: 2 BB: 2 P: 12	R: 0 E: 0 K: 0 S: 3	H: 0 LOB: 0 BB: 0 P: 3	R: 0 E: 0 K: 1 S: 5	H: 0 LOB: 1 BB: 1 P: 9	1B: 4 2B: 3 3B: 0 HR: 0	SF: 0 SAC: 1 DP: 0 HBP: 0	WP: 1 PB: 0 SB: 0 CS: 1	PA: 39
<b>PITCHER</b>	IP WLS BF H R ER SO BB IBB HBP BLK WP HR S P ERA WHIP																					
Ray Burris, R ERA: 3.04	(1, 1) 5.0 L 23 5 3 3 2 4 0 0 0 0 0 0 23 39 5.40 1.800																					
Dan Schatzeder, L ERA: 3.09	(6, 1) 2.0 L 9 2 2 2 0 1 1 0 0 0 1 0 7 15 9.00 1.500																					
Bob James, R ERA: 4.57	(8, 1) 2.0 7 0 0 0 1 1 0 0 1 0 0 8 12 0.00 0.500																					

Batter	1	2	3	4	5	6	7	8	9	AB	R	H	RBI	BB	SO	LOB	BOTTOM					
Tim Raines, S OBP: 0.376, SLG: 0.419										3	0	0	0	2	0	1	<b>Pittsburgh Pirates @ Montreal Expos</b> <b>Olympic Stadium, Montreal, QB</b> Sun Aug 14 1983, 3:33 AM EDT Att: 50,062 - Unknown					
Bryan Little, S OBP: 0.348, SLG: 0.310										3	1	0	0	1	0	2						
Bobby Ramos, R OBP: 0.385, SLG: 0.349										0	0	0	0	0	0	0						
Mike Stenhouse, L OBP: 0.222, SLG: 0.235										1	0	0	0	0	0	2						
Andre Dawson, R OBP: 0.344, SLG: 0.566										3	0	0	0	1	0	1						
Al Oliver, L OBP: 0.354, SLG: 0.416										4	0	1	0	0	0	2						
Warren Cromartie, L OBP: 0.347, SLG: 0.390										3	1	0	0	1	1	1						
Gary Carter, R OBP: 0.340, SLG: 0.454										2	1	1	1	2	0	0						
Tim Wallach, R OBP: 0.352, SLG: 0.468										4	0	1	2	0	2	4						
Doug Flynn, R OBP: 0.245, SLG: 0.272										1	0	0	0	0	0	0						
Terry Crowley, L OBP: 0.376, SLG: 0.179										1	0	0	0	0	0	3						
Angel Salazar, R OBP: 0.500, SLG: 0.500										1	0	0	0	0	1	1						
Chris Speier, R OBP: 0.329, SLG: 0.327										1	0	0	0	0	0	0						
Ray Burris, R ERA: 3.04	(1, 1) 5.0 L 23 5 3 3 2 4 0 0 0 0 0 0 23 39 5.40 1.800																					
Terry Francois, L ERA: 3.09	(6, 1) 2.0 L 9 2 2 2 0 1 1 0 0 0 1 0 7 15 9.00 1.500																					
Dan Schatzeder, L ERA: 4.57	(8, 1) 2.0 7 0 0 0 1 1 0 0 1 0 0 8 12 0.00 0.500																					
Jim Wofford, R ERA: 3.04	(5, PH) 0.1 S 1 0 0 0 0 0 0 0 0 0 0 0 1 1 0.00 0.000																					
Bob James, R ERA: 4.57	(8, 1) 2.0 7 0 0 0 1 1 0 0 1 0 0 8 12 0.00 0.500																					
Mike Vail, R ERA: 3.04	(5, PH) 0.1 S 1 0 0 0 0 0 0 0 0 0 0 0 1 1 0.00 0.000																					
<b>Inning Stats</b>	R: 0 E: 0 K: 0 S: 3	H: 0 LOB: 0 BB: 0 P: 3	R: 0 E: 0 K: 1 S: 6	H: 1 LOB: 1 BB: 0 P: 6	R: 0 E: 0 K: 1 S: 5	H: 0 LOB: 0 BB: 0 P: 5	R: 1 E: 0 K: 1 S: 5	H: 0 LOB: 3 BB: 4 P: 21	R: 0 E: 0 K: 0 S: 3	H: 1 LOB: 0 BB: 0 P: 3	R: 2 E: 0 K: 1 S: 7	H: 2 LOB: 1 BB: 1 P: 11	R: 0 E: 0 K: 0 S: 3	H: 0 LOB: 1 BB: 1 P: 7	R: 0 E: 0 K: 1 S: 5	H: 0 LOB: 0 BB: 0 P: 5	R: 0 E: 0 K: 0 S: 3	H: 0 LOB: 2 BB: 2 P: 11	1B: 2 2B: 2 3B: 0 HR: 0	SF: 0 SAC: 0 DP: 1 HBP: 0	WP: 0 PB: 1 SB: 0 CS: 0	PA: 38
<b>PITCHER</b>	IP WLS BF H R ER SO BB IBB HBP BLK WP HR S P ERA WHIP																					
Rick Rhoden, R ERA: 3.36	(1, 1) 6.0 W 26 4 3 2 4 5 0 0 0 0 0 0 29 49 3.00 1.500																					
Rod Scurry, L ERA: 4.59	(7, 1) 2.2 11 0 0 0 1 3 0 0 0 0 0 0 10 22 0.00 1.125																					
Kent Tekulve, R ERA: 1.55	(9, 1) 0.1 S 1 0 0 0 0 0 0 0 0 0 0 0 1 1 0.00 0.000																					













Batter	1	2	3	4	5	6	7	8	9	AB	R	H	RBI	BB	SO	LOB	TOP					
<b>Tim Raines, S</b> <small>OBP: 0.380, SLG: 0.422</small> (1, 7)																						
<b>Bryan Little, S</b> <small>OBP: 0.353, SLG: 0.315</small> (1, 6)																						
<b>Andre Dawson, R</b> <small>OBP: 0.347, SLG: 0.569</small> (1, 8)																						
<b>Jim Wohlford, R</b> <small>OBP: 0.309, SLG: 0.385</small> (9, 7)																						
<b>Gary Carter, R</b> <small>OBP: 0.339, SLG: 0.467</small> (1, 2)																						
<b>Tim Wallach, R</b> <small>OBP: 0.356, SLG: 0.473</small> (1, 5)																						
<b>Mike Stenhouse, L</b> <small>OBP: 0.192, SLG: 0.200</small> (1, 9)																						
<b>Terry Francona, L</b> <small>OBP: 0.223, SLG: 0.252</small> (1, 3)																						
<b>Doug Flynn, R</b> <small>OBP: 0.248, SLG: 0.274</small> (1, 4)																						
<b>Steve Rogers, R</b> <small>OBP: 0.145, SLG: 0.132</small> (1, 1)																						
<b>Bob James, R</b> (9, 1)																						
<b>Inning Stats</b>	R: 3 E: 0 K: 0 S: 5	H: 2 LOB: 0 BB: 1 P: 9	R: 0 E: 0 K: 1 S: 5	H: 0 LOB: 0 BB: 0 P: 5	R: 3 E: 0 K: 1 S: 8	H: 3 LOB: 1 BB: 1 P: 12	R: 3 E: 0 K: 2 S: 11	H: 4 LOB: 1 BB: 0 P: 11	R: 0 E: 0 K: 0 S: 3	H: 0 LOB: 0 BB: 0 P: 3	R: 0 E: 0 K: 0 S: 3	H: 1 LOB: 0 BB: 0 P: 3	R: 1 E: 0 K: 1 S: 8	H: 3 LOB: 2 BB: 0 P: 8	R: 2 E: 0 K: 1 S: 8	H: 3 LOB: 1 BB: 0 P: 8	R: 0 E: 0 K: 1 S: 5	H: 0 LOB: 0 BB: 0 P: 5	1B: 12 2B: 1 3B: 0 HR: 3	SF: 0 SAC: 0 DP: 1 HBP: 0	WP: 1 PB: 0 SB: 3 CS: 0	PA: 44
<b>PITCHER</b>	IP WLS BF H R ER SO BB IBB HBP BLK WP HR S P ERA WHIP	IP WLS BF H R ER SO BB IBB HBP BLK WP HR S P ERA WHIP																				
<b>Rene Martin, R</b> <small>ERA: 4.89</small> (1, 1)	<b>Andy McGaffigan, R</b> <small>ERA: 4.75</small> (3, 1)	<b>Mark Calvert, R</b> <small>ERA: 4.43</small> (6, 1)	<b>Jim Barr, R</b> <small>ERA: 4.98</small> (8, 1)																			
<b>Johnnie LeMaster, R</b> <small>OBP: 0.324, SLG: 0.325</small> (1, 6)																						
<b>Joe Pettini, R</b> <small>OBP: 0.236, SLG: 0.211</small> (5, 6)																						
<b>Darrell Evans, L</b> <small>OBP: 0.377, SLG: 0.522</small> (1, 3)																						
<b>Dave Bergman, L</b> <small>OBP: 0.350, SLG: 0.289</small> (5, FH)																						
<b>Jack Clark, R</b> <small>OBP: 0.348, SLG: 0.426</small> (1, 9)																						
<b>Max Venable, L</b> <small>OBP: 0.288, SLG: 0.401</small> (5, 9)																						
<b>Jeffrey Leonard, R</b> <small>OBP: 0.317, SLG: 0.465</small> (1, 7)																						
<b>Joel Youngblood, R</b> <small>OBP: 0.343, SLG: 0.477</small> (5, 7)																						
<b>Chili Davis, S</b> <small>OBP: 0.320, SLG: 0.377</small> (1, 8)																						
<b>Tom O'Malley, L</b> <small>OBP: 0.334, SLG: 0.334</small> (1, 5)																						
<b>John Rabb, R</b> <small>OBP: 0.316, SLG: 0.375</small> (1, 2)																						
<b>Duane Kuiper, L</b> <small>OBP: 0.364, SLG: 0.300</small> (1, 4)																						
<b>Rene Martin, R</b> <small>OBP: 0.381, SLG: 0.467</small> (1, 1)	<b>Andy McGaffigan, R</b> <small>OBP: 0.371, SLG: 0.474</small> (3, 1)	<b>Mark Calvert, R</b> <small>OBP: 0.336, SLG: 0.376</small> (6, 1)	<b>Brad Weisman, R</b> <small>OBP: 0.297, SLG: 0.253</small> (7, PH)	<b>Jim Barr, R</b> <small>OBP: 0.303, SLG: 0.167</small> (8, 1)																		
<b>Inning Stats</b>	R: 0 E: 0 K: 0 S: 3	H: 0 LOB: 0 BB: 0 P: 3	R: 0 E: 0 K: 0 S: 3	H: 0 LOB: 0 BB: 0 P: 3	R: 0 E: 0 K: 2 S: 8	H: 1 LOB: 1 BB: 0 P: 8	R: 0 E: 0 K: 1 S: 5	H: 0 LOB: 0 BB: 0 P: 5	R: 3 E: 1 K: 0 S: 7	H: 3 LOB: 1 BB: 0 P: 7	R: 1 E: 0 K: 0 S: 4	H: 1 LOB: 2 BB: 2 P: 12	R: 0 E: 0 K: 1 S: 7	H: 2 LOB: 2 BB: 0 P: 7	R: 1 E: 1 K: 0 S: 5	H: 1 LOB: 1 BB: 0 P: 5	R: 0 E: 0 K: 0 S: 3	H: 0 LOB: 0 BB: 0 P: 3	1B: 7 2B: 1 3B: 0 HR: 0	SF: 2 SAC: 1 DP: 0 HBP: 0	WP: 0 PB: 0 SB: 1 CS: 0	PA: 39
<b>PITCHER</b>	IP WLS BF H R ER SO BB IBB HBP BLK WP HR S P ERA WHIP	IP WLS BF H R ER SO BB IBB HBP BLK WP HR S P ERA WHIP																				
<b>Steve Rogers, R</b> <small>ERA: 2.95</small> (1, 1)	<b>Bob James, R</b> <small>ERA: 4.37</small> (9, 1)																					

**Montreal Expos @ San Francisco Giants**  
 Candlestick Park, San Francisco, CA  
 Wed Aug 17 1983, 10:05 PM EDT  
 Att: 5,299 - Unknown

AB 42  
 R 12  
 H 16  
 RBI 11  
 BB 2  
 SO 7  
 LOB 15



**Montreal Expos @ San Francisco Giants**  
 Candlestick Park, San Francisco, CA  
 Wed Aug 17 1983, 10:05 PM EDT  
 Att: 5,299 - Unknown

AB 34  
 R 5  
 H 8  
 RBI 5  
 BB 2  
 SO 4  
 LOB 14





Batter	1	2	3	4	5	6	7	8	9	AB	R	H	RBI	BB	SO	LOB	TOP					
Tim Raines, S (1, 7) OBP: 0.384, SLG: 0.427										4	1	4	1	0	0	0	<b>Montreal Expos @ San Francisco Giants</b> Candlestick Park, San Francisco, CA Thu Aug 18 1983, 10:05 PM EDT Att: 4,518 - Unknown <a href="http://livebaseballscorecards.com">livebaseballscorecards.com</a>					
Bryan Little, S (1, 6) OBP: 0.354, SLG: 0.319										2	0	1	1	0	0	1						
Al Oliver, L (7, PH) OBP: 0.352, SLG: 0.413										0	0	0	1	0	0	0						
Dan Schatzeder, L (7, 1) OBP: 0.200, SLG: 0.200										0	0	0	0	0	0	0						
Andre Dawson, R (1, 8) OBP: 0.344, SLG: 0.564										4	0	0	0	0	2	6						
Gary Carter, R (1, 2) OBP: 0.336, SLG: 0.462										4	0	0	0	0	2							
Tim Wallach, R (1, 5) OBP: 0.355, SLG: 0.471										4	0	1	0	0	1	0						
Warren Cromartie, L (1, 9) OBP: 0.339, SLG: 0.379										4	0	0	0	0	1	1						
Terry Francona, L (1, 3) OBP: 0.217, SLG: 0.245										4	0	0	0	0	0	0						
Doug Flynn, R (1, 4) OBP: 0.251, SLG: 0.276										4	2	2	0	0	0	0						
Bryn Smith, R (1, 1) OBP: 0.200, SLG: 0.200										1	0	1	0	0	0	0						
Terry Crowley, L (7, PH) OBP: 0.305, SLG: 0.172										0	0	0	0	1	0	0						
Angel Salazar, R (7, PR) OBP: 0.333, SLG: 0.333										0	0	0	0	0	0	0						
Jim Wothford, R (9, PH) OBP: 0.380										1	0	0	0	0	0	0						
<b>Inning Stats</b>	R: 0 E: 0 K: 1 S: 6	H: 1 LOB: 1 BB: 0 P: 6	R: 0 E: 0 K: 0 S: 3	H: 0 LOB: 0 BB: 0 P: 3	R: 2 E: 0 K: 0 S: 6	H: 3 LOB: 1 BB: 0 P: 6	R: 0 E: 0 K: 1 S: 5	H: 0 LOB: 0 BB: 0 P: 5	R: 0 E: 0 K: 1 S: 5	H: 2 LOB: 2 BB: 0 P: 5	R: 0 E: 0 K: 1 S: 5	H: 0 LOB: 0 BB: 0 P: 5	R: 1 E: 0 K: 1 S: 7	H: 2 LOB: 2 BB: 1 P: 11	R: 0 E: 0 K: 0 S: 3	H: 1 LOB: 0 BB: 0 P: 3	R: 0 E: 0 K: 0 S: 3	H: 0 LOB: 0 BB: 0 P: 3	1B: 8 2B: 1 3B: 0 HR: 0	SF: 1 SAC: 2 DP: 1 HBP: 0	WP: 1 PB: 0 SB: 2 CS: 0	PA: 36
<b>PITCHER</b>	IP WLS BF H R ER SO BB IBB HBP BLK WP HR S P ERA WHIP																					
Mike Krukow, R (1, 1) ERA: 3.56	6.1 W 28 8 3 3 3 1 0 0 0 0 1 0 33 37 4.26 1.421																					
Greg Minton, R (7, 1) ERA: 3.7	2.2 S 8 1 0 0 1 0 0 0 0 0 0 0 10 10 0.00 0.375																					

Batter	1	2	3	4	5	6	7	8	9	AB	R	H	RBI	BB	SO	LOB	BOTTOM			
Johnnie LeMaster, R (1, 6) OBP: 0.324, SLG: 0.326										5	0	2	0	0	0	1	<b>Montreal Expos @ San Francisco Giants</b> Candlestick Park, San Francisco, CA Thu Aug 18 1983, 10:05 PM EDT Att: 4,518 - Unknown <a href="http://livebaseballscorecards.com">livebaseballscorecards.com</a>			
Darrell Evans, L (1, 3) OBP: 0.377, SLG: 0.528										5	1	2	1	0	1	1				
Jack Clark, R (1, 9) OBP: 0.347, SLG: 0.424										4	2	1	0	0	1	2				
Jeffrey Leonard, R (1, 7) OBP: 0.317, SLG: 0.462										4	1	1	0	0	1	3				
Chili Davis, S (1, 8) OBP: 0.322, SLG: 0.378										4	0	2	2	0	0	1				
Tom O'Malley, L (1, 5) OBP: 0.334, SLG: 0.344										3	1	1	1	0	0	3				
John Rabb, R (1, 2) OBP: 0.325, SLG: 0.395										4	0	2	1	0	1	2				
Duane Kuiper, L (1, 4) OBP: 0.366, SLG: 0.296										2	0	0	0	2	0	2				
Brad Weisman, R (8, 4) OBP: 0.307, SLG: 0.253										0	0	0	0	0	0	0				
Mike Krukow, R (1, 1) OBP: 0.216, SLG: 0.213										3	0	0	0	0	0	7				
Greg Minton, S (7, 1) OBP: 0.500, SLG: 0.429										1	0	0	0	0	0	0				
<b>Inning Stats</b>	R: 2 E: 0 K: 0 S: 6	H: 4 LOB: 1 BB: 0 P: 6	R: 0 E: 1 K: 0 S: 4	H: 0 LOB: 1 BB: 0 P: 4	R: 2 E: 1 K: 0 S: 7	H: 3 LOB: 3 BB: 1 P: 11	R: 0 E: 0 K: 0 S: 3	H: 0 LOB: 0 BB: 0 P: 3	R: 0 E: 0 K: 1 S: 7	H: 1 LOB: 3 BB: 1 P: 11	R: 0 E: 0 K: 3 S: 10	H: 1 LOB: 1 BB: 0 P: 10	R: 1 E: 0 K: 0 S: 4	H: 2 LOB: 0 BB: 0 P: 4	R: 0 E: 0 K: 0 S: 3	H: 0 LOB: 0 BB: 0 P: 3	1B: 8 2B: 1 3B: 0 HR: 2	SF: 0 SAC: 1 DP: 1 HBP: 0	WP: 0 PB: 0 SB: 1 CS: 1	PA: 38
<b>PITCHER</b>	IP WLS BF H R ER SO BB IBB HBP BLK WP HR S P ERA WHIP																			
Bryn Smith, R (1, 1) ERA: 2.58	6.0 L 31 9 4 2 4 0 0 0 0 0 1 37 45 3.00 1.500																			
Dan Schatzeder, L (7, 1) ERA: 3.13	2.0 7 2 1 1 0 0 0 0 0 0 1 7 7 4.50 1.000																			



Batter	1	2	3	4	5	6	7	8	9	AB	R	H	RBI	BB	SO	LOB	TOP										
Tim Raines, S (1, 7) OBP: 0.387, SLG: 0.425										2	1	0	1	2	1	1	<b>Montreal Expos @ San Diego Padres</b> Jack Murphy Stadium, San Diego, CA Fri Aug 19 1983, 10:05 PM EDT Att: 12,947 - Unknown										
Manny Trillo, R (1, 4) OBP: 0.319, SLG: 0.332 Angel Salazar, R (9, PR) OBP: 0.333, SLG: 0.333										5	0	3	1	0	1	3											
Al Oliver, L (1, 3) OBP: 0.352, SLG: 0.413										5	0	2	1	0	0	3											
Gary Carter, R (1, 2) OBP: 0.335, SLG: 0.460										4	0	1	0	0	0	2											
Tim Wallach, R (1, 5) OBP: 0.356, SLG: 0.478										4	1	2	1	0	1	2											
Jim Wothford, R (1, 8) OBP: 0.303, SLG: 0.368										3	1	0	0	1	0	1											
Mike Vail, R (1, 9) OBP: 0.304, SLG: 0.338 Warren Cromartie, L (9, PH) OBP: 0.341, SLG: 0.381										3	0	0	0	0	0	1											
Doug Flynn, R (1, 6) OBP: 0.249, SLG: 0.274 Terry Crowley, L (9, PH) OBP: 0.375, SLG: 0.172										3	0	0	0	0	0	1											
Ray Burris, R (1, 1) OBP: 0.289, SLG: 0.306 Dan Schatzeder, L (5, 1) OBP: 0.200, SLG: 0.200 Chris Speier, R (7, PH) OBP: 0.327, SLG: 0.324 Bob James, R (7, 1) OBP: 0.346, SLG: 0.567										1	0	0	0	1	0	0											
Andre Dawson, R (9, PH) OBP: 0.346, SLG: 0.567										1	1	1	0	0	0	0											
<b>Inning Stats</b>	R: 0 E: 0 K: 1 S: 6	H: 2 LOB: 1 BB: 0 P: 6	R: 0 E: 0 K: 0 S: 4	H: 1 LOB: 1 BB: 0 P: 4	R: 1 E: 0 K: 1 S: 7	H: 3 LOB: 2 BB: 1 P: 11	R: 0 E: 0 K: 0 S: 3	H: 0 LOB: 0 BB: 0 P: 3	R: 0 E: 0 K: 0 S: 4	H: 0 LOB: 1 BB: 1 P: 9	R: 1 E: 0 K: 0 S: 4	H: 1 LOB: 0 BB: 0 P: 4	R: 0 E: 0 K: 0 S: 3	H: 0 LOB: 0 BB: 1 P: 7	R: 0 E: 0 K: 0 S: 3	H: 0 LOB: 0 BB: 0 P: 3	R: 3 E: 0 K: 0 S: 6	H: 3 LOB: 1 BB: 1 P: 10	1B: 8 2B: 1 3B: 0 HR: 1	SF: 1 SAC: 0 DP: 2 HBP: 1	WP: 1 PB: 0 SB: 0 CS: 0	PA: 39					
<b>PITCHER</b>	IP WLS BF H R ER SO BB IBB HBP BLK WP HR S P ERA WHIP	8.0 W 33 7 3 3 3 4 0 1 0 1 1 34 51 3.38 1.375	0.2 5 3 2 2 0 0 0 0 0 0 0 5 5 27.00 4.500	0.1 S 1 0 0 0 0 0 0 0 0 0 0 0 1 1 0.00 0.000	<b>PITCHER</b>										IP WLS BF H R ER SO BB IBB HBP BLK WP HR S P ERA WHIP												
Tim Lollar, L (1, 1) ERA: 4.5											8.0	W	33	7	3	3	3	4	0	1	0	1	1	34	51	3.38	1.375
Luis DeLeon, R (9, 1) ERA: 2.7											0.2		5	3	2	2	0	0	0	0	0	0	0	5	5	27.00	4.500
Sid Monge, L (9, 1) ERA: 2.91											0.1	S	1	0	0	0	0	0	0	0	0	0	0	1	1	0.00	0.000

AB	33
R	5
H	10
RBI	5
BB	4
SO	3
LOB	14



Batter	1	2	3	4	5	6	7	8	9	AB	R	H	RBI	BB	SO	LOB	BOTTOM									
Gene Richards, L (1, 7) OBP: 0.330, SLG: 0.396										4	1	3	1	0	1	1	<b>Montreal Expos @ San Diego Padres</b> Jack Murphy Stadium, San Diego, CA Fri Aug 19 1983, 10:05 PM EDT Att: 12,947 - Unknown									
Alan Wiggins, S (1, 3) OBP: 0.363, SLG: 0.331										4	2	3	2	0	0	1										
Garry Templeton, S (1, 6) OBP: 0.287, SLG: 0.325										4	0	0	0	0	1	5										
Terry Kennedy, L (1, 2) OBP: 0.349, SLG: 0.427										3	0	1	2	1	0	3										
Tony Gwynn, L (1, 9) OBP: 0.326, SLG: 0.351										4	0	0	0	0	1	5										
Ruppert Jones, L (1, 8) OBP: 0.297, SLG: 0.366										4	0	0	0	0	0	1										
Tim Flannery, L (1, 5) OBP: 0.317, SLG: 0.348										4	1	1	0	0	0	1										
Juan Bonilla, R (1, 4) OBP: 0.323, SLG: 0.318										3	2	1	0	1	1	0										
Tim Lollar, L (1, 1) OBP: 0.260, SLG: 0.295 Luis DeLeon, R (9, 1) OBP: 0.200, SLG: 0.200 Sid Monge, S (9, 1) OBP: 0.167, SLG: 0.167										3	0	0	0	0	1	3										
<b>Inning Stats</b>	R: 0 E: 0 K: 0 S: 3	H: 1 LOB: 0 BB: 0 P: 3	R: 0 E: 0 K: 0 S: 3	H: 0 LOB: 1 BB: 1 P: 7	R: 2 E: 1 K: 2 S: 9	H: 2 LOB: 0 BB: 0 P: 9	R: 0 E: 0 K: 0 S: 3	H: 0 LOB: 0 BB: 0 P: 3	R: 2 E: 0 K: 0 S: 10	H: 3 LOB: 1 BB: 0 P: 10	R: 0 E: 0 K: 1 S: 5	H: 0 LOB: 0 BB: 0 P: 5	R: 0 E: 0 K: 1 S: 5	H: 0 LOB: 0 BB: 0 P: 5	R: 0 E: 0 K: 1 S: 5	H: 0 LOB: 0 BB: 0 P: 5		1B: 6 2B: 2 3B: 1 HR: 0	SF: 0 SAC: 0 DP: 0 HBP: 0	WP: 0 PB: 0 SB: 2 CS: 1	PA: 35					
<b>PITCHER</b>	IP WLS BF H R ER SO BB IBB HBP BLK WP HR S P ERA WHIP	4.1 L 21 6 4 3 2 6 2 0 0 0 0 23 31 6.23 1.846	1.2 5 0 0 0 0 0 0 0 0 0 0 5 5 0.00 0.000	2.0 9 3 2 2 3 0 0 0 0 0 0 15 15 9.00 1.500	<b>PITCHER</b>										IP WLS BF H R ER SO BB IBB HBP BLK WP HR S P ERA WHIP											
Ray Burris, R (1, 1) ERA: 3.15											4.1	L	21	6	4	3	2	6	2	0	0	0	23	31	6.23	1.846
Dan Schatzeder, L (5, 1) ERA: 3.09											1.2		5	0	0	0	0	0	0	0	0	0	5	5	0.00	0.000
Bob James, R (7, 1) ERA: 4.74											2.0		9	3	2	2	3	0	0	0	0	0	15	15	9.00	1.500

AB	33
R	6
H	9
RBI	5
BB	2
SO	5
LOB	20





Batter	1	2	3	4	5	6	7	8	9	AB	R	H	RBI	BB	SO	LOB	TOP										
Tim Raines, S OBP: 0.383, SLG: 0.421 (1, 7)	4-3	FC6-4			K		6-3		K	5	0	0	0	0	2	2											
Manny Trillo, R OBP: 0.317, SLG: 0.330 Angel Salazar, R OBP: 0.333, SLG: 0.333 (1, 4) (9, 6)	K		G6-4-3 1B		F7		F8		F9	5	0	1	0	0	1	1											
Andre Dawson, R OBP: 0.348, SLG: 0.571 (1, 8)	1B BB		K		F8			1B SF8 2B	1B 2B	4	3	2	0	1	1	1											
Gary Carter, R OBP: 0.340, SLG: 0.463 (1, 2)	1B		G6-4-3					SF8 1B FC5-2 HBP	1B	4	0	3	1	0	0	1											
Al Oliver, L OBP: 0.355, SLG: 0.413 (1, 3)	FC6-4 1B				1B HBP		K	FC5-2 1B	K	4	0	2	1	0	2	2											
Tim Lincecum, R OBP: 0.353, SLG: 0.475 (1, 5)	FC6-4				F8		F9	SF8		3	0	0	1	0	0	4											
Jim Wohlford, R OBP: 0.301, SLG: 0.364 (1, 9)		4-3			F8		5-3		FC5-2 1B	4	0	1	0	0	0	2											
Doug Flynn, R OBP: 0.251, SLG: 0.277 (1, 6) (9, 4)	F4				FC6-4 1B			SH1-4 1B	FC5-2	4	0	2	0	0	0	3											
Charlie Lea, R OBP: 0.125, SLG: 0.093 (1, 1)	F2				FC6-4		SH1-4	K		3	0	0	0	0	1	6											
<b>Inning Stats</b>	R: 1 E: 0 K: 1 S: 7	H: 2 LOB: 2 BB: 1 P: 11	R: 0 E: 1 K: 0 S: 4	H: 0 LOB: 1 BB: 0 P: 4	R: 0 E: 0 K: 1 S: 5	H: 1 LOB: 2 BB: 0 P: 5	R: 0 E: 0 K: 0 S: 4	H: 1 LOB: 2 BB: 0 P: 5	R: 0 E: 0 K: 1 S: 6	H: 1 LOB: 1 BB: 0 P: 6	R: 0 E: 0 K: 0 S: 4	H: 1 LOB: 1 BB: 0 P: 4	R: 1 E: 0 K: 1 S: 8	H: 3 LOB: 3 BB: 0 P: 9	R: 1 E: 0 K: 2 S: 9	H: 2 LOB: 1 BB: 0 P: 9	1B: 9 2B: 2 3B: 0 HR: 0	SF: 1 SAC: 1 DP: 1 HBP: 2	WP: 0 PB: 0 SB: 1 CS: 0	PA: 41							
<b>PITCHER</b>	IP	WLS	BF	H	R	ER	SO	BB	IBB	HBP	BLK	WP	HR	S	P	ERA	WHIP										
Dave Dravecky, L ERA: 3.42 (1, 1)	7.0	L	31	7	2	2	4	1	0	2	0	0	0	36	42	2.57	1.143										
Gary Lucas, L ERA: 3.09 (8, 1)	1.0		5	2	0	0	1	0	0	0	0	0	0	7	7	0.00	2.000										
Ed Whitson, R ERA: 5.0 (9, 1)	1.0		5	2	1	1	2	0	0	0	0	0	0	9	9	9.00	2.000										

Montreal Expos @ San Diego Padres  
Jack Murphy Stadium, San Diego, CA  
Sun Aug 21 1983, 6:33 AM EDT  
Unknown

AB 36  
R 3  
H 11  
RBI 3  
BB 1  
SO 7  
LOB 22



Batter	1	2	3	4	5	6	7	8	9	AB	R	H	RBI	BB	SO	LOB	BOTTOM										
Bobby Brown, S OBP: 0.405, SLG: 0.493 (1, 7)	S 1B		F8			F6-3		FC6-4 1B		4	0	2	0	0	0	0											
Alan Wiggins, S OBP: 0.362, SLG: 0.331 (1, 3)	F6-3		F7			F9		FC6-4 1B		4	0	1	0	0	0	1											
Garry Templeton, S OBP: 0.287, SLG: 0.324 (1, 6)	F7				F4-6-3 1B	F7		FC6-4		4	0	1	0	0	0	3											
Terry Kennedy, L OBP: 0.348, SLG: 0.424 (1, 2)	BB				K	G3		K		3	0	0	0	1	2	3											
Tony Gwynn, L OBP: 0.324, SLG: 0.349 (1, 9)	F8				F4-6-3	FC4-6 1B			5-3	4	0	1	0	0	0	3											
Ruppert Jones, L OBP: 0.303, SLG: 0.375 (1, 8)			F8			CS 1B		FC4-6 1B		4	0	3	0	0	0	0											
Luis Salazar, R OBP: 0.141, SLG: 0.131 Gary Lucas, L (8, 1)			F3			K		FC4-6		2	0	0	0	0	1	1											
Mario Ramirez, R OBP: 0.342, SLG: 0.313 (8, 5)						1-2 2-3			K	1	0	0	0	0	1	1											
Juan Bonilla, R OBP: 0.322, SLG: 0.319 (1, 4)			F4			FC1-6-4			K	4	0	1	0	0	1	3											
Dave Dravecky, R OBP: 0.141, SLG: 0.131 Gary Lucas, L (8, 1)					3-1					2	0	0	0	0	0	1											
Sixto Lezcano, R OBP: 0.331, SLG: 0.338 Ed Whitson, R OBP: 0.179, SLG: 0.148 (8, PH) (9, 1)						4-3			5-3	1	0	0	0	0	0	0											
<b>Inning Stats</b>	R: 0 E: 0 K: 0 S: 4	H: 1 LOB: 2 BB: 1 P: 8	R: 0 E: 0 K: 0 S: 3	H: 0 LOB: 0 BB: 0 P: 3	R: 0 E: 0 K: 1 S: 3	H: 0 LOB: 0 BB: 0 P: 3	R: 0 E: 0 K: 1 S: 5	H: 1 LOB: 0 BB: 0 P: 5	R: 0 E: 0 K: 1 S: 6	H: 2 LOB: 1 BB: 0 P: 6	R: 0 E: 0 K: 0 S: 3	H: 0 LOB: 0 BB: 0 P: 3	R: 0 E: 0 K: 1 S: 7	H: 2 LOB: 2 BB: 0 P: 7	R: 0 E: 0 K: 2 S: 8	H: 1 LOB: 1 BB: 0 P: 8	1B: 7 2B: 3 3B: 0 HR: 0	SF: 0 SAC: 0 DP: 2 HBP: 0	WP: 0 PB: 0 SB: 1 CS: 1	PA: 35							
<b>PITCHER</b>	IP	WLS	BF	H	R	ER	SO	BB	IBB	HBP	BLK	WP	HR	S	P	ERA	WHIP										
Charlie Lea, R ERA: 3.03 (1, 1)	9.0	W	35	9	0	0	5	1	0	0	0	0	0	44	48	0.00	1.111										

Montreal Expos @ San Diego Padres  
Jack Murphy Stadium, San Diego, CA  
Sun Aug 21 1983, 6:33 AM EDT  
Unknown

AB 34  
R 0  
H 9  
RBI 0  
BB 1  
SO 5  
LOB 18





Batter	1	2	3	4	5	6	7	8	9	AB	R	H	RBI	BB	SO	LOB	TOP			
Tim Raines, S (1,7) OBP: 0.384, SLG: 0.424	E6 4-3 2B	FC6-4 1-2															4 2 2 0 0 0 2			
Angel Salazar, R (1,6) OBP: 0.143, SLG: 0.143	K 1-2		4-3		G3 2B		G5-4-3 1B										4 0 0 0 0 1 3			
Andre Dawson, R (1,8) OBP: 0.347, SLG: 0.568	4-3 2-3		F7		SF7 2B			FC3-6 BB									2 0 0 1 1 0 1			
Gary Carter, R (1,2) OBP: 0.339, SLG: 0.463	2B 3-H		L7		5-3			K 1-2									4 0 1 1 0 1 1			
Al Oliver, L (1,3) OBP: 0.352, SLG: 0.410	F7 3-H			1-3			4-3	FC3-6 1-2									4 0 0 0 0 0 2			
Tim Lincecum, R (1,5)																	4 0 1 0 0 1 1			
Jim Wothford, R (1,9) Warren Cromartie, L (9, PH) OBP: 0.321, SLG: 0.392 OBP: 0.340, SLG: 0.380		1B 1B		F3			4-3										3 0 3 0 0 0 0 1 0 0 0 0 1 0			
Doug Flynn, R (1,4) Terry Francona, L (9, PH) OBP: 0.252, SLG: 0.277 OBP: 0.215, SLG: 0.243			F7		1B 1B		K 1-2										3 0 1 0 0 1 3 1 0 0 0 0 0 0			
Bill Gullickson, R (1,1) Chris Speier, R (7, PH) Bob James, R (7,1) Terry Crowley, L (9, PH) OBP: 0.113, SLG: 0.119 OBP: 0.325, SLG: 0.323 OBP: 0.366, SLG: 0.167		B1		K				F8									2 0 0 0 0 1 4 1 0 0 0 0 0 0 0 0 0 0 0 0 0 1 0 0 0 0 0 0			
<b>Inning Stats</b>	R: 1 E: 1 K: 1 S: 7	H: 1 LOB: 1 BB: 0 P: 7	R: 0 E: 0 K: 0 S: 5	H: 2 LOB: 2 BB: 0 P: 5	R: 0 E: 0 K: 0 S: 3	H: 0 LOB: 0 BB: 0 P: 3	R: 0 E: 0 K: 1 S: 7	H: 2 LOB: 2 BB: 0 P: 7	R: 1 E: 0 K: 0 S: 4	H: 1 LOB: 0 BB: 0 P: 4	R: 0 E: 0 K: 0 S: 6	H: 1 LOB: 1 BB: 0 P: 6	R: 0 E: 0 K: 2 S: 7	H: 0 LOB: 0 BB: 1 P: 11	R: 0 E: 0 K: 1 S: 5	H: 0 LOB: 0 BB: 0 P: 5	1B: 5 2B: 3 3B: 0 HR: 0	SF: 1 SAC: 0 DP: 1 HBP: 0	WP: 0 PB: 0 SB: 1 CS: 0	PA: 36
<b>PITCHER</b>	IP WLS BF H R ER SO BB IBB HBP BLK WP HR S P ERA WHIP																			
Mark Thurmond, L (1,1) ERA: 2.02	7.0 W 30 8 2 1 3 1 0 0 0 0 0 0 35 39 1.29 1.286																			
Luis DeLeon, R (8,1) ERA: 2.63	2.0 S 6 0 0 0 3 0 0 0 0 0 0 0 12 12 0.00 0.000																			

Montreal Expos @ San Diego Padres  
Jack Murphy Stadium, San Diego, CA  
Sun Aug 21 1983, 6:38 AM EDT  
Att: 15,890 - Unknown

AB 34  
R 2  
H 8  
RBI 2  
BB 1  
SO 6  
LOB 17



Batter	1	2	3	4	5	6	7	8	9	AB	R	H	RBI	BB	SO	LOB	BOTTOM			
Bobby Brown, S (1,7) OBP: 0.398, SLG: 0.479	F7	F7															4 0 1 0 0 1 0			
Alan Wiggins, S (1,3) OBP: 0.358, SLG: 0.327	5-3		F7		F4-3			F4-3									4 0 0 0 0 0 1			
Tony Gwynn, L (1,9) OBP: 0.328, SLG: 0.352	E6 1B 1B		F7					6-3									4 2 2 0 0 0 0			
Ruppert Jones, L (1,8) OBP: 0.303, SLG: 0.375	CS 1B 2H		F9					G3									3 0 1 1 0 0 1			
Kurt Bevacqua, R (1,5) OBP: 0.356, SLG: 0.371	F 1-2	E HR BB			K			SF9									2 1 0 1 1 1 1			
Luis Salazar, R (1,6) OBP: 0.282, SLG: 0.360		E7 HR			G6-3 1B			5-3									3 1 1 0 0 0 1			
Juan Bonilla, R (1,4) OBP: 0.320, SLG: 0.317		K			G6-3			K									3 0 0 0 0 2 3			
Doug Gwosdz, R (1,2) OBP: 0.220, SLG: 0.243		HR						K									3 1 1 3 0 2 0			
Mark Thurmond, L (1,1) Luis DeLeon, R (8,1) OBP: 0.083, SLG: 0.125 OBP: 0.200, SLG: 0.200		6-3						F4-3									3 0 0 0 0 0 0 0 0 0 0 0 0 0			
<b>Inning Stats</b>	R: 1 E: 1 K: 0 S: 4	H: 2 LOB: 0 BB: 0 P: 4	R: 3 E: 1 K: 1 S: 7	H: 1 LOB: 1 BB: 1 P: 11	R: 0 E: 0 K: 0 S: 3	H: 0 LOB: 0 BB: 0 P: 3	R: 0 E: 0 K: 1 S: 5	H: 1 LOB: 0 BB: 0 P: 5	R: 0 E: 0 K: 1 S: 6	H: 1 LOB: 1 BB: 0 P: 6	R: 1 E: 1 K: 0 S: 4	H: 1 LOB: 0 BB: 0 P: 4	R: 0 E: 0 K: 2 S: 7	H: 0 LOB: 0 BB: 0 P: 7	R: 0 E: 0 K: 1 S: 5	H: 0 LOB: 0 BB: 0 P: 5	1B: 5 2B: 0 3B: 0 HR: 1	SF: 1 SAC: 0 DP: 1 HBP: 0	WP: 0 PB: 0 SB: 1 CS: 1	PA: 31
<b>PITCHER</b>	IP WLS BF H R ER SO BB IBB HBP BLK WP HR S P ERA WHIP																			
Bill Gullickson, R (1,1) ERA: 3.83	6.0 L 25 6 5 2 3 1 0 0 0 0 0 0 29 33 3.00 1.167																			
Bob James, R (7,1) ERA: 4.39	2.0 6 0 0 0 3 0 0 0 0 0 0 0 12 12 0.00 0.000																			

Montreal Expos @ San Diego Padres  
Jack Murphy Stadium, San Diego, CA  
Sun Aug 21 1983, 6:38 AM EDT  
Att: 15,890 - Unknown

AB 29  
R 5  
H 6  
RBI 5  
BB 1  
SO 6  
LOB 7





Batter	1	2	3	4	5	6	7	8	9	AB	R	H	RBI	BB	SO	LOB	TOP			
Tim Raines, S OBP: 0.381, SLG: 0.420	F9		F4			4-3		FC6-4		4	0	0	0	0	0	2				
Jim Wothford, R OBP: 0.318, SLG: 0.387	6-3					6-3		4-3		4	0	1	0	0	0	2				
Andre Dawson, R OBP: 0.349, SLG: 0.568	6-3			L5						4	1	2	0	0	0	1				
Gary Carter, R OBP: 0.338, SLG: 0.461		F9		F9				FC5-4		4	0	1	0	0	0	2				
Al Oliver, L OBP: 0.351, SLG: 0.407				F8				P6		3	0	0	0	1	0	3				
Tim Lincecum, R OBP: 0.352, SLG: 0.471								L6		4	0	1	0	0	1	2				
Chris Speier, R OBP: 0.326, SLG: 0.323										3	0	1	0	0	0	2				
Doug Flynn, R OBP: 0.250, SLG: 0.275										3	0	0	0	0	0	1				
Steve Rogers, R OBP: 0.143, SLG: 0.130										1	0	0	0	0	1	0				
Bryan Little, S OBP: 0.353, SLG: 0.318										1	0	0	0	0	0	0				
Dan Schatzeder, L OBP: 0.200, SLG: 0.200										0	0	0	0	0	0	0				
Mike Vail, R OBP: 0.313, SLG: 0.338										0	0	0	0	1	0	0				
Jeff Reardon, R OBP: 0.143, SLG: 0.143										0	0	0	0	0	0	0				
<b>Inning Stats</b>	R: 0 E: 0 K: 0 S: 3	H: 0 LOB: 0 BB: 0 P: 3	R: 0 E: 0 K: 1 S: 5	H: 0 LOB: 1 BB: 1 P: 9	R: 0 E: 0 K: 1 S: 5	H: 0 LOB: 0 BB: 0 P: 5	R: 0 E: 0 K: 0 S: 4	H: 1 LOB: 1 BB: 0 P: 4	R: 0 E: 0 K: 0 S: 3	H: 1 LOB: 0 BB: 0 P: 3	R: 0 E: 0 K: 0 S: 4	H: 1 LOB: 1 BB: 0 P: 4	R: 0 E: 0 K: 0 S: 4	H: 1 LOB: 2 BB: 1 P: 8	R: 1 E: 0 K: 0 S: 4	H: 2 LOB: 0 BB: 0 P: 4	1B: 6 2B: 0 3B: 0 HR: 0	SF: 0 SAC: 0 DP: 2 HBP: 0	WP: 0 PB: 1 SB: 0 CS: 0	PA: 33
<b>PITCHER</b> Jerry Reuss, L ERA: 3.14	IP: 9.0 WLS: W BF: 33 H: 6 R: 1 ER: 1 SO: 2 BB: 2 IBB: 0 HBP: 0 BLK: 0 WP: 0 HR: 0 S: 35 P: 43 ERA: 1.00 WHIP: 0.889											<b>PITCHER</b>	IP: 9.0 WLS: W BF: 33 H: 6 R: 1 ER: 1 SO: 2 BB: 2 IBB: 0 HBP: 0 BLK: 0 WP: 0 HR: 0 S: 35 P: 43 ERA: 1.00 WHIP: 0.889							

**Montreal Expos @ Los Angeles Dodgers**  
 Dodger Stadium, Los Angeles, CA  
 Mon Aug 22 1983, 7:05 PM PDT  
 Att: 47,581 - Unknown

AB	31
R	1
H	6
RBI	0
BB	2
SO	2
LOB	15




Batter	1	2	3	4	5	6	7	8	9	AB	R	H	RBI	BB	SO	LOB	BOTTOM			
Steve Sax, R OBP: 0.349, SLG: 0.361	5-3		F4-3			F9		FC4-6		4	0	0	0	0	0	2				
Bill Russell, R OBP: 0.322, SLG: 0.318	F6			L5						3	1	1	0	1	0	0				
Dusty Baker Jr., R OBP: 0.348, SLG: 0.408										3	0	1	0	1	0	1				
Derrel Thomas, S OBP: 0.348, SLG: 0.346										0	0	0	0	0	0	0				
Pedro Guerrero, R OBP: 0.360, SLG: 0.515										4	0	2	1	0	1	1				
Ken Landreaux, L OBP: 0.337, SLG: 0.474										4	1	1	0	0	2	3				
Mike Marshall, R OBP: 0.348, SLG: 0.434										4	2	2	2	0	0	2				
Greg Brock, L OBP: 0.322, SLG: 0.401										4	0	0	0	0	1	1				
Jack Fimple, R OBP: 0.274, SLG: 0.371										3	0	1	1	0	1	0				
Jerry Reuss, L OBP: 0.264, SLG: 0.255										3	0	1	0	0	1	1				
<b>Inning Stats</b>	R: 0 E: 0 K: 0 S: 3	H: 0 LOB: 1 BB: 1 P: 7	R: 2 E: 0 K: 1 S: 8	H: 3 LOB: 1 BB: 0 P: 8	R: 0 E: 0 K: 1 S: 6	H: 1 LOB: 0 BB: 0 P: 6	R: 1 E: 0 K: 0 S: 4	H: 1 LOB: 0 BB: 0 P: 4	R: 1 E: 0 K: 0 S: 5	H: 2 LOB: 2 BB: 1 P: 9	R: 0 E: 0 K: 2 S: 8	H: 1 LOB: 1 BB: 0 P: 8	R: 0 E: 0 K: 1 S: 5	H: 0 LOB: 0 BB: 0 P: 5	R: 0 E: 0 K: 1 S: 5	H: 0 LOB: 0 BB: 0 P: 5	1B: 7 2B: 1 3B: 0 HR: 1	SF: 0 SAC: 0 DP: 1 HBP: 0	WP: 0 PB: 0 SB: 0 CS: 0	PA: 34
<b>PITCHER</b> Steve Rogers, R ERA: 3.05	IP: 5.0 WLS: L BF: 24 H: 7 R: 4 ER: 4 SO: 2 BB: 2 IBB: 0 HBP: 0 BLK: 0 WP: 0 HR: 1 S: 26 P: 34 ERA: 7.20 WHIP: 1.800											<b>PITCHER</b> Dan Schatzeder, L ERA: 2.97	IP: 2.0 WLS: 7 BF: 2 H: 2 R: 0 ER: 0 SO: 3 BB: 0 IBB: 0 HBP: 0 BLK: 0 WP: 0 HR: 0 S: 13 P: 13 ERA: 0.00 WHIP: 1.000							
<b>PITCHER</b> Jeff Reardon, R ERA: 3.0	IP: 1.0 WLS: 3 BF: 0 H: 0 R: 0 ER: 0 SO: 1 BB: 0 IBB: 0 HBP: 0 BLK: 0 WP: 0 HR: 0 S: 5 P: 5 ERA: 0.00 WHIP: 0.000											<b>PITCHER</b>	IP: 1.0 WLS: 3 BF: 0 H: 0 R: 0 ER: 0 SO: 1 BB: 0 IBB: 0 HBP: 0 BLK: 0 WP: 0 HR: 0 S: 5 P: 5 ERA: 0.00 WHIP: 0.000							


**Montreal Expos @ Los Angeles Dodgers**  
 Dodger Stadium, Los Angeles, CA  
 Mon Aug 22 1983, 7:05 PM PDT  
 Att: 47,581 - Unknown

AB	32
R	4
H	9
RBI	4
BB	2
SO	6
LOB	11






Batter	1	2	3	4	5	6	7	8	9	AB	R	H	RBI	BB	SO	LOB	TOP																	
Tim Raines, S OBP: 0.377, SLG: 0.415 (1, 7)	L6		1-3		K		K		4-3	5	0	0	0	0	2	0	<b>Montreal Expos @ Los Angeles Dodgers</b> Dodger Stadium, Los Angeles, CA Tue Aug 23 1983, 7:05 PM PDT Att: 44,250 - Unknown  <b>AB 37</b> <b>R 3</b> <b>H 9</b> <b>RBI 3</b> <b>BB 3</b> <b>SO 4</b> <b>LOB 17</b> 																	
Bryan Little, S OBP: 0.351, SLG: 0.314 (1, 4)	4-3		BB		G3		6-3		4-3	4	0	0	0	1	0																			
Andre Dawson, R OBP: 0.351, SLG: 0.581 (1, 8)	E6		F7		HR		1B		HR	5	2	3	2	0	0	1																		
Al Oliver, L OBP: 0.351, SLG: 0.407 (1, 3)	1B		F8		5-3		1B		F8	5	0	2	0	0	0	1																		
Gary Carter, R OBP: 0.338, SLG: 0.459 (1, 2)	4-3				F7		5-3			4	0	1	0	0	0	4																		
Tim Lincecum, R OBP: 0.353, SLG: 0.471 (1, 5)										4	1	2	0	0	0	1																		
Warren Cromartie, L OBP: 0.341, SLG: 0.386 (1, 9)										3	0	1	1	1	1	1																		
Doug Flynn, R OBP: 0.251, SLG: 0.273 (8, PH)										2	0	0	0	1	0	3																		
Terry Francona, L OBP: 0.214, SLG: 0.241 (8, PH)										1	0	0	0	0	0	1																		
Angel Salazar, R OBP: 0.143, SLG: 0.143 (8, 6)										0	0	0	0	0	0	0																		
Bryn Smith, R OBP: 0.167, SLG: 0.167 (1, 1)										3	0	0	0	0	1	4																		
Dan Schatzeder, L OBP: 0.200, SLG: 0.200 (7, 1)										0	0	0	0	0	0	0																		
Terry Crowley, L OBP: 0.357, SLG: 0.161 (8, PH)										1	0	0	0	0	0	1																		
Bob James, R OBP: 0.143, SLG: 0.143 (8, 1)										0	0	0	0	0	0	0																		
<b>Inning Stats</b>	R: 0 E: 1 K: 0 S: 5	H: 1 LOB: 2 BB: 0 P: 5	R: 0 E: 0 K: 0 S: 3	H: 0 LOB: 1 BB: 1 P: 7	R: 0 E: 0 K: 0 S: 3	H: 0 LOB: 1 BB: 1 P: 7	R: 1 E: 0 K: 1 S: 7	H: 2 LOB: 1 BB: 0 P: 7	R: 1 E: 0 K: 1 S: 6	H: 1 LOB: 0 BB: 0 P: 6	R: 0 E: 0 K: 0 S: 4	H: 1 LOB: 2 BB: 1 P: 8	R: 0 E: 0 K: 1 S: 7	H: 2 LOB: 2 BB: 0 P: 7	R: 0 E: 0 K: 1 S: 6	H: 1 LOB: 1 BB: 0 P: 6	R: 1 E: 0 K: 0 S: 4	H: 1 LOB: 0 BB: 0 P: 4	R: 0 E: 0 K: 0 S: 4	H: 1 LOB: 1 BB: 0 P: 4	R: 1 E: 0 K: 0 S: 4	H: 1 LOB: 0 BB: 0 P: 4	1B: 6 2B: 0 3B: 1 HR: 2	SF: 0 SAC: 0 DP: 0 HBP: 0	WP: 1 PB: 0 SB: 0 CS: 1	PA: 40								
<b>PITCHER</b>	IP WLS BF H R ER SO BB IBB HBP BLK WP HR S P ERA WHIP																	IP WLS BF H R ER SO BB IBB HBP BLK WP HR S P ERA WHIP																
Burt Hooton, R ERA: 4.06 (1, 1)	6.0	27	5	2	1	2	2	2	1	0	0	0	1	1	28	40	1.50	1.167																
Pat Zachry, R ERA: 2.03 (7, 1)	1.0	5	2	0	0	1	0	0	0	0	0	0	0	0	7	7	0.00	2.000																
Tom Niedenfuer, R ERA: 1.49 (8, 1)	2.0	8	2	1	1	1	0	0	0	0	0	0	0	1	10	10	4.50	1.000																

Batter	1	2	3	4	5	6	7	8	9	AB	R	H	RBI	BB	SO	LOB	BOTTOM														
Steve Sax, R OBP: 0.348, SLG: 0.362 (1, 4)	1-3				K					4	1	1	1	0	1	0	<b>Montreal Expos @ Los Angeles Dodgers</b> Dodger Stadium, Los Angeles, CA Tue Aug 23 1983, 7:05 PM PDT Att: 44,250 - Unknown  <b>AB 29</b> <b>R 6</b> <b>H 4</b> <b>RBI 5</b> <b>BB 1</b> <b>SO 2</b> <b>LOB 6</b> 														
Bill Russell, R OBP: 0.319, SLG: 0.315 (1, 6)	P5				F6-3					3	0	0	0	0	0	0															
Dusty Baker Jr., R OBP: 0.347, SLG: 0.405 (1, 7)	4-3				BB					3	0	0	0	1	0	1															
Pedro Guerrero, R OBP: 0.357, SLG: 0.510 (1, 5)					L3					4	1	0	0	0	0	2															
Ken Landreaux, L OBP: 0.337, SLG: 0.480 (1, 8)										4	1	1	2	0	0	1															
Mike Marshall, R OBP: 0.348, SLG: 0.432 (1, 9)										2	0	0	0	0	1	0															
Derrel Thomas, S OBP: 0.348, SLG: 0.346 (7, FR)										0	1	0	0	0	0	0															
Greg Brock, L OBP: 0.322, SLG: 0.408 (1, 3)										3	1	1	2	0	0	0															
Jack Fimple, R OBP: 0.263, SLG: 0.356 (1, 2)										3	0	0	0	0	0	1															
Burt Hooton, R OBP: 0.204, SLG: 0.196 (1, 1)										1	0	0	0	0	0	0															
Rafael Landestoy, S OBP: 0.232, SLG: 0.245 (8, PH)										1	1	1	0	0	0	0															
Pat Zachry, R OBP: 0.500, SLG: 0.500 (7, 1)										0	0	0	0	0	0	0															
Candy Maldonado, R OBP: 0.250, SLG: 0.327 (7, PH)										1	0	0	0	0	0	1															
Tom Niedenfuer, R ERA: 4.55 (8, 1)										0	0	0	0	0	0	0															
<b>Inning Stats</b>	R: 0 E: 0 K: 0 S: 3	H: 0 LOB: 0 BB: 0 P: 3	R: 0 E: 0 K: 1 S: 5	H: 0 LOB: 0 BB: 0 P: 5	R: 0 E: 0 K: 0 S: 3	H: 0 LOB: 0 BB: 0 P: 3	R: 0 E: 0 K: 1 S: 5	H: 0 LOB: 1 BB: 1 P: 9	R: 0 E: 0 K: 0 S: 3	H: 0 LOB: 0 BB: 0 P: 3	R: 1 E: 0 K: 0 S: 4	H: 1 LOB: 0 BB: 0 P: 4	R: 4 E: 1 K: 0 S: 6	H: 2 LOB: 1 BB: 0 P: 7	R: 1 E: 1 K: 0 S: 5	H: 1 LOB: 1 BB: 0 P: 5	R: 1 E: 0 K: 0 S: 4	H: 1 LOB: 1 BB: 0 P: 5	R: 1 E: 0 K: 0 S: 4	H: 1 LOB: 0 BB: 0 P: 4	R: 1 E: 1 K: 0 S: 5	H: 1 LOB: 1 BB: 0 P: 5	1B: 0 2B: 1 3B: 1 HR: 2	SF: 0 SAC: 1 DP: 0 HBP: 1	WP: 0 PB: 0 SB: 0 CS: 0	PA: 32					
<b>PITCHER</b>	IP WLS BF H R ER SO BB IBB HBP BLK WP HR S P ERA WHIP																	IP WLS BF H R ER SO BB IBB HBP BLK WP HR S P ERA WHIP													
Bryn Smith, R ERA: 2.88 (1, 1)	6.1	24	2	4	3	2	1	0	1	0	1	26	31	4.26	0.474																
Dan Schatzeder, L ERA: 3.07 (7, 1)	0.2	3	1	1	1	0	0	0	0	0	1	3	3	13.50	1.500																
Bob James, R ERA: 4.55 (8, 1)	1.0	5	1	1	1	0	0	0	0	0	0	5	5	9.00	1.000																




Batter	1	2	3	4	5	6	7	8	9	AB	R	H	RBI	BB	SO	LOB	TOP																	
Tim Raines, S OBP: 0.376, SLG: 0.414 (1, 7)										4	0	1	0	0	2	1	<b>Montreal Expos @ Los Angeles Dodgers</b> Dodger Stadium, Los Angeles, CA Wed Aug 24 1983, 3:33 AM PDT Att: 42,658 - Unknown																	
Bryan Little, S OBP: 0.350, SLG: 0.311 (1, 4)										3	0	0	1	1	0	1																		
Andre Dawson, R OBP: 0.350, SLG: 0.578 (1, 8)										2	0	0	1	0	1	0																		
Al Oliver, L OBP: 0.349, SLG: 0.404 (1, 3)										4	0	0	0	0	0	3																		
Gary Carter, R OBP: 0.337, SLG: 0.457 (1, 2)										4	0	1	0	0	0	0																		
Tim Lincecum, R OBP: 0.350, SLG: 0.467 (1, 5)										4	0	0	0	0	0	1																		
Warren Cromartie, L OBP: 0.339, SLG: 0.381 (1, 9)										4	0	0	0	0	0	0																		
Doug Flynn, R OBP: 0.252, SLG: 0.274 (8, PH)										2	0	1	0	0	0	0																		
Terry Francona, L OBP: 0.219, SLG: 0.246 (8, PH)										1	1	1	0	0	0	0																		
Jeff Reardon, R OBP: 0.143, SLG: 0.143 (8, 1)										0	0	0	0	0	0	0																		
Ray Burris, R OBP: 0.282, SLG: 0.297 (1, 1)										1	0	0	0	0	0	0																		
Terry Crowley, L OBP: 0.372, SLG: 0.188 (8, PH)										1	0	1	0	0	0	0																		
Angel Salazar, R OBP: 0.143, SLG: 0.143 (8, 6)										0	1	0	0	0	0	0																		
<b>Inning Stats</b>	R: 0 E: 0 K: 1 S: 5	H: 0 LOB: 1 BB: 0 P: 6	R: 0 E: 0 K: 0 S: 3	H: 0 LOB: 0 BB: 0 P: 3	R: 0 E: 0 K: 0 S: 4	H: 1 LOB: 1 BB: 0 P: 4	R: 0 E: 0 K: 0 S: 4	H: 1 LOB: 1 BB: 0 P: 4	R: 0 E: 0 K: 0 S: 3	H: 0 LOB: 0 BB: 0 P: 3	R: 0 E: 0 K: 0 S: 3	H: 0 LOB: 0 BB: 0 P: 3	R: 0 E: 0 K: 0 S: 3	H: 0 LOB: 0 BB: 0 P: 3	R: 2 E: 0 K: 0 S: 6	H: 3 LOB: 2 BB: 1 P: 10	R: 0 E: 0 K: 0 S: 3	H: 0 LOB: 0 BB: 0 P: 3	1B: 5 2B: 0 3B: 0 HR: 0	SF: 1 SAC: 1 DP: 0 HBP: 1	WP: 0 PB: 0 SB: 0 CS: 0	PA: 34												
<b>PITCHER</b>	IP WLS BF H R ER SO BB IBB HBP BLK WP HR S P ERA WHIP																																	
Alejandro Pena, R ERA: 2.38 (1, 1)	7.1	29	5	2	2	3	1	0	1	0	0	0	0	0	33	38	2.46	0.818																
Tom Niedenfuer, R ERA: 1.45 (8, 1)	1.2	W	5	0	0	0	0	0	0	0	0	0	0	5	5	0.00	0.000																	

AB	30
R	2
H	5
RBI	2
BB	1
SO	3
LOB	6



Batter	1	2	3	4	5	6	7	8	9	AB	R	H	RBI	BB	SO	LOB	BOTTOM																
Steve Sax, R OBP: 0.347, SLG: 0.361 (1, 4)										4	0	1	0	0	1	0	<b>Montreal Expos @ Los Angeles Dodgers</b> Dodger Stadium, Los Angeles, CA Wed Aug 24 1983, 3:33 AM PDT Att: 42,658 - Unknown																
Dave Anderson, R OBP: 0.218, SLG: 0.244 (1, 6)										2	1	0	0	1	0	0																	
Dusty Baker Jr., R OBP: 0.346, SLG: 0.403 (1, 7)										4	0	1	0	0	1	1																	
Pedro Guerrero, R OBP: 0.354, SLG: 0.506 (1, 5)										4	1	0	0	0	0	3																	
Ken Landreaux, L OBP: 0.341, SLG: 0.491 (1, 8)										4	1	3	2	0	0	0																	
Derrel Thomas, S OBP: 0.348, SLG: 0.346 (9, 8)										0	0	0	0	0	0	0																	
Mike Marshall, R OBP: 0.350, SLG: 0.431 (1, 9)										3	0	1	0	1	1	0																	
Greg Brock, L OBP: 0.322, SLG: 0.407 (1, 3)										1	0	0	1	1	1	0																	
Jack Fimple, R OBP: 0.269, SLG: 0.360 (1, 2)										2	0	1	0	0	1	0																	
Rick Monday, L OBP: 0.372, SLG: 0.431 (6, PH)										1	0	0	0	0	0	2																	
Steve Yeager, R OBP: 0.286, SLG: 0.416 (7, 2)										0	0	0	0	0	0	0																	
Alejandro Pena, R OBP: 0.116, SLG: 0.186 (1, 1)										3	0	0	0	0	1	3																	
Tom Niedenfuer, R ERA: 3.09 (8, 1)										0	0	0	0	0	0	0																	
<b>Inning Stats</b>	R: 0 E: 0 K: 1 S: 5	H: 0 LOB: 0 BB: 0 P: 5	R: 0 E: 0 K: 0 S: 4	H: 2 LOB: 3 BB: 2 P: 12	R: 0 E: 0 K: 0 S: 4	H: 1 LOB: 1 BB: 0 P: 4	R: 0 E: 0 K: 1 S: 5	H: 0 LOB: 0 BB: 0 P: 5	R: 0 E: 0 K: 0 S: 5	H: 0 LOB: 0 BB: 0 P: 5	R: 2 E: 0 K: 0 S: 6	H: 3 LOB: 2 BB: 1 P: 10	R: 0 E: 0 K: 1 S: 5	H: 0 LOB: 0 BB: 0 P: 5	R: 1 E: 0 K: 2 S: 8	H: 1 LOB: 0 BB: 0 P: 8	R: 0 E: 0 K: 0 S: 3	H: 0 LOB: 0 BB: 0 P: 3	1B: 6 2B: 0 3B: 0 HR: 1	SF: 1 SAC: 1 DP: 0 HBP: 0	WP: 0 PB: 0 SB: 0 CS: 1	PA: 33											
<b>PITCHER</b>	IP WLS BF H R ER SO BB IBB HBP BLK WP HR S P ERA WHIP																																
Ray Burris, R ERA: 3.12 (1, 1)	7.0	29	6	2	2	4	3	0	0	0	0	0	0	34	46	2.57	1.286																
Jeff Reardon, R ERA: 3.09 (8, 1)	1.0	L	4	1	1	1	2	0	0	0	0	0	1	8	8	9.00	1.000																

AB	28
R	3
H	7
RBI	3
BB	3
SO	6
LOB	9





Batter	1	2	3	4	5	6	7	8	9	AB	R	H	RBI	BB	SO	LOB	TOP						
<b>Bobby Brown, S</b> OBP: 0.390, SLG: 0.511 (1, 7) X	0-0 F7		0-0 G3					0-0 F8	0-0 1-3	5	1	1	2	0	0	1							
<b>Alan Wiggins, S</b> OBP: 0.361, SLG: 0.329 (1, 3) X	0-0 F3			0-0 4-3			0-0 F8	0-0 F4-3		4	0	0	0	0	0	0							
<b>Tony Gwynn, L</b> OBP: 0.332, SLG: 0.356 (1, 9) X	0-0 4-3			0-0 1-3			0-0 WP 1B	4-0 BB		3	0	1	0	1	0	0							
<b>Terry Kennedy, L</b> OBP: 0.347, SLG: 0.421 (1, 2)		0-3 K		0-0 F6-3			0-0 F8	0-0 F8		4	0	0	0	0	1	2							
<b>Ruppert Jones, L</b> OBP: 0.307, SLG: 0.389 (1, 8)		0-0 FC4-6 1B			0-0 F8		0-0 3-1		0-0 HR	4	1	2	1	0	0	0							
<b>Gary Templeton, S</b> OBP: 0.285, SLG: 0.318 (1, 6)		0-0 FC4-6 1-2			0-3 K		0-0 1B		0-3 K	4	0	1	0	0	2	1							
<b>Luis Salazar, R</b> OBP: 0.287, SLG: 0.376 (1, 5)		0-0 G3			0-3 K2-3		0-0 F9		0-0 5-3 1B	4	1	1	0	0	1	2							
<b>Juan Bonilla, R</b> OBP: 0.314, SLG: 0.311 (1, 4)			0-0 G3			0-0 HR 1B	0-0 1-2 1B		0-0 5-3	4	1	2	0	0	0	1							
<b>Dave Dravecky, R</b> <b>Bruce Bochy, S</b> <b>Elias Sosa, R</b> <b>Mario Ramirez, R</b> <b>Gary Lucas, L</b> <b>Sid Monge, L</b> <b>Ed Whitson, R</b> <b>Karl Royster, R</b>			0-3 K			0-0 F7	0-0 F6		0-0 3H 1B	0	0	0	0	0	0	0							
<b>Inning Stats</b>	R: 0 E: 0 K: 0 S: 3	H: 0 LOB: 0 BB: 0 P: 3	R: 0 E: 0 K: 1 S: 6	H: 1 LOB: 1 BB: 0 P: 6	R: 0 E: 0 K: 1 S: 5	H: 0 LOB: 0 BB: 0 P: 5	R: 0 E: 0 K: 0 S: 3	H: 0 LOB: 0 BB: 0 P: 3	R: 0 E: 0 K: 2 S: 7	H: 3 LOB: 1 BB: 0 P: 7	R: 0 E: 0 K: 0 S: 5	H: 2 LOB: 2 BB: 0 P: 5	R: 0 E: 0 K: 0 S: 3	H: 0 LOB: 1 BB: 1 P: 7	R: 2 E: 0 K: 1 S: 8	H: 3 LOB: 1 BB: 0 P: 8	1B: 6 2B: 1 3B: 0 HR: 2	SF: 0 SAC: 0 DP: 0 HBP: 0	WP: 1 PB: 0 SB: 0 CS: 0	PA: 37			
<b>PITCHER</b> <b>Bill Gullickson, R</b> ERA: 3.84 (1, 1)	IP: 9.0 WLS: W BF: 37 H: 9 R: 4 ER: 4 SO: 5 BB: 1 IBB: 0 HBP: 0 BLK: 0 WP: 1 HR: 2 S: 46 P: 50 ERA: 4.00 WHIP: 1.111											<b>PITCHER</b> <b>Bill Gullickson, R</b> ERA: 3.84 (1, 1)	IP: 9.0 WLS: W BF: 37 H: 9 R: 4 ER: 4 SO: 5 BB: 1 IBB: 0 HBP: 0 BLK: 0 WP: 1 HR: 2 S: 46 P: 50 ERA: 4.00 WHIP: 1.111										

San Diego Padres @ Montreal Expos  
Olympic Stadium, Montreal, QB  
Fri Aug 26 1983, 7:05 PM EDT  
Att: 30,814 - Unknown

AB	36
R	4
H	9
RBI	4
BB	1
SO	5
LOB	10



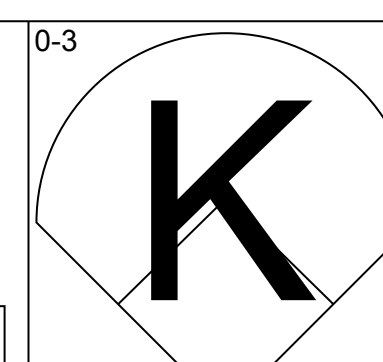
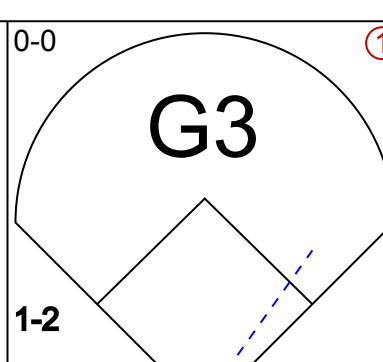
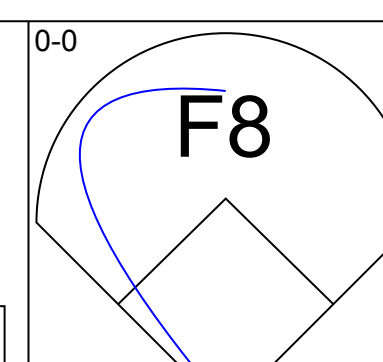
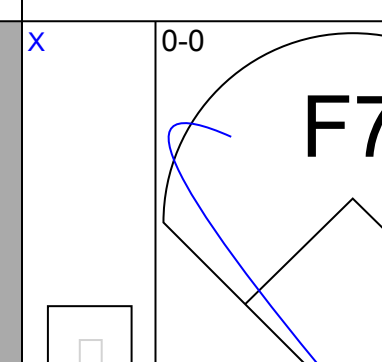
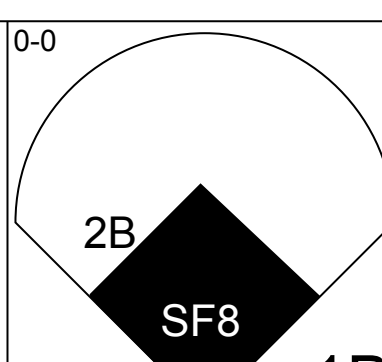
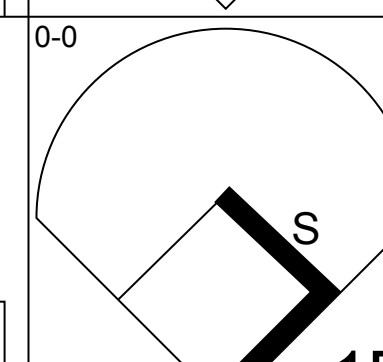
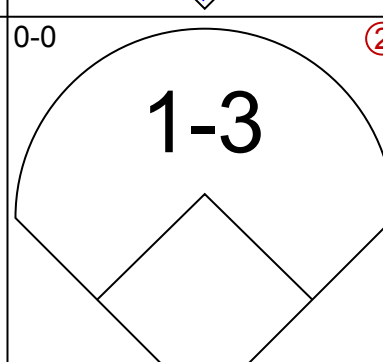
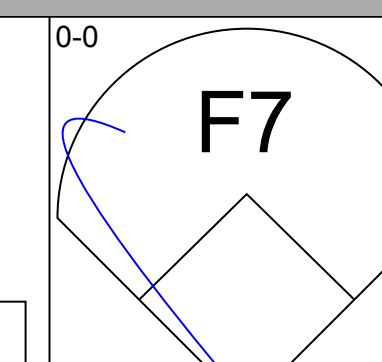
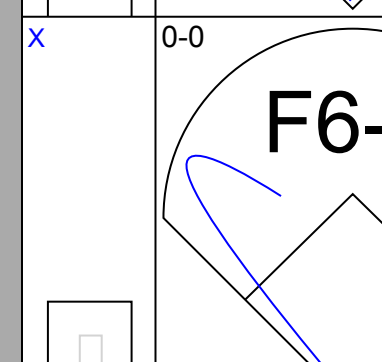
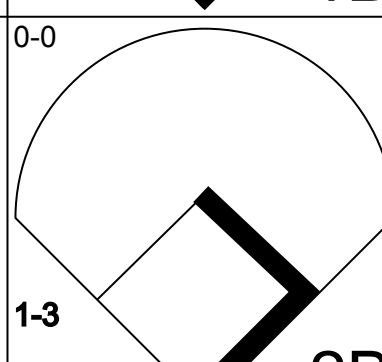
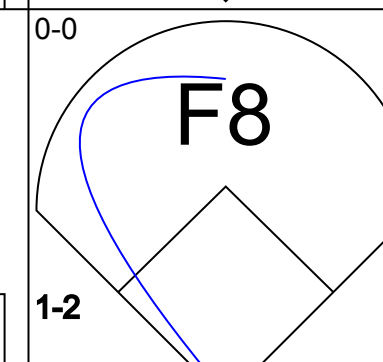
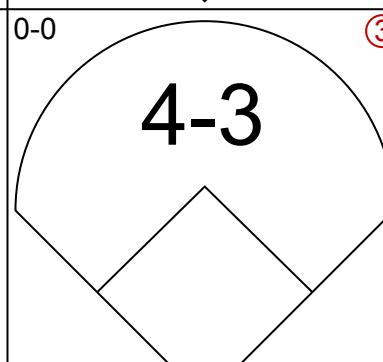
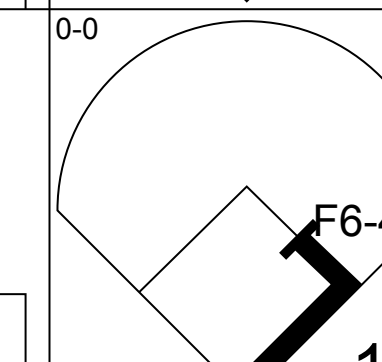
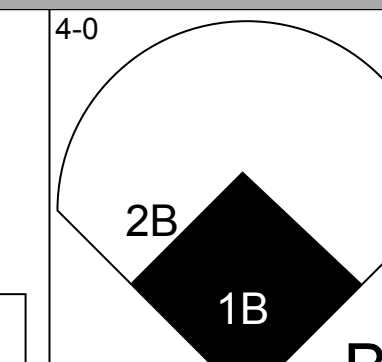
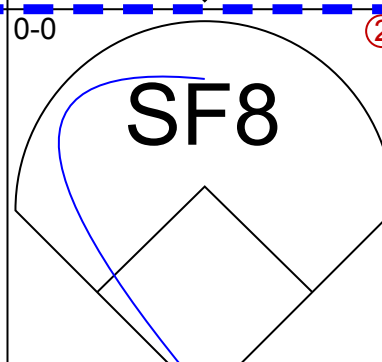
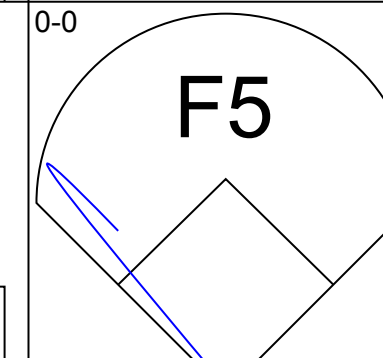
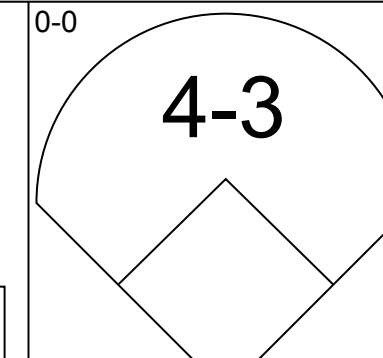
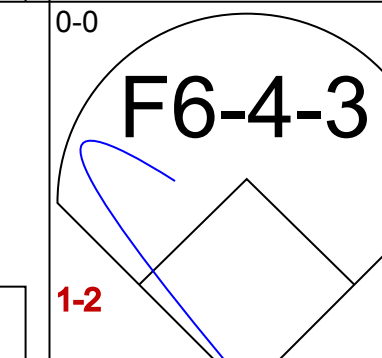
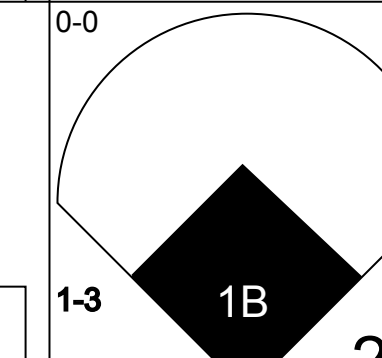
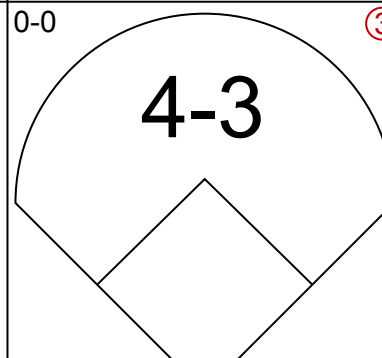
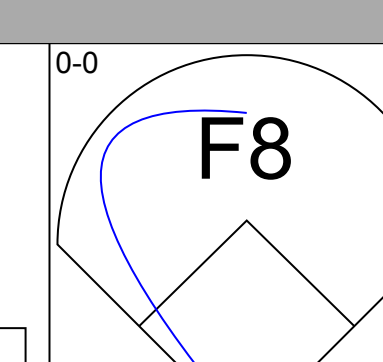
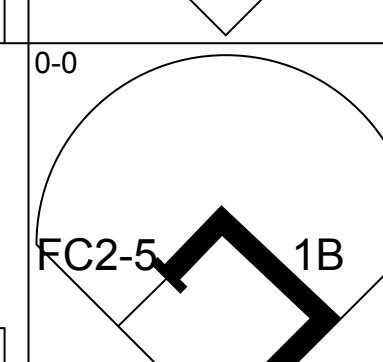
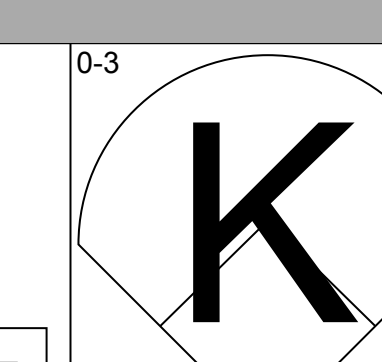
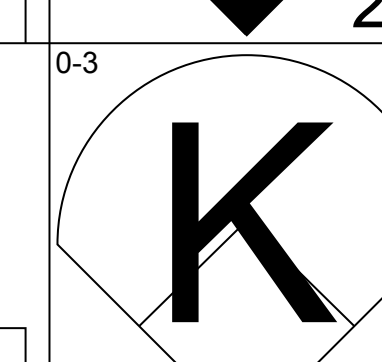
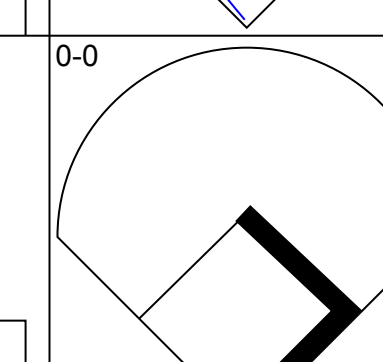
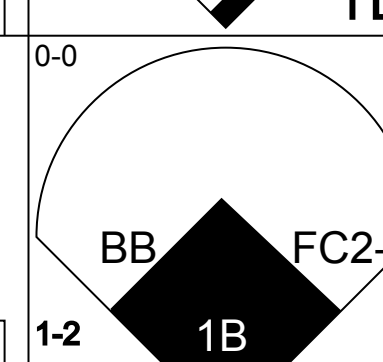
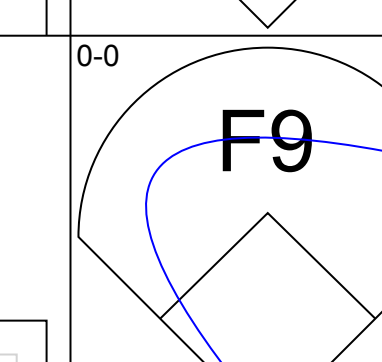
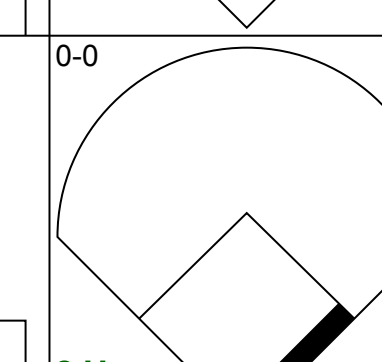
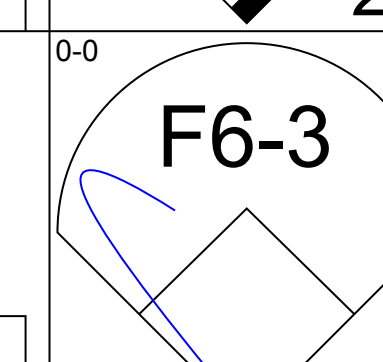
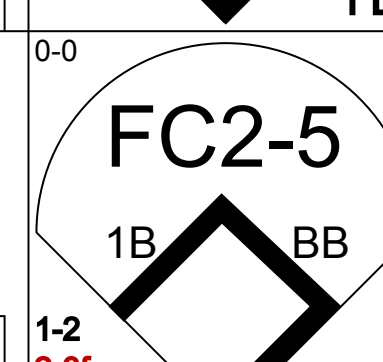
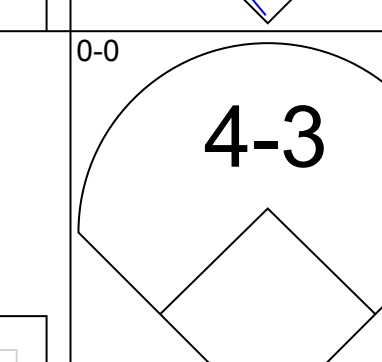
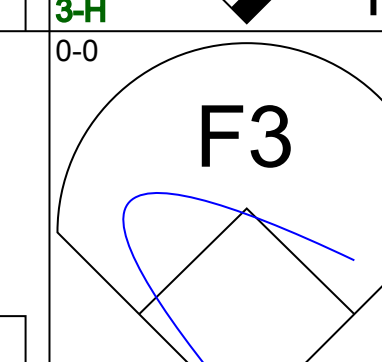
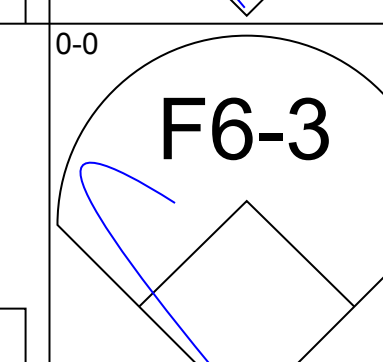
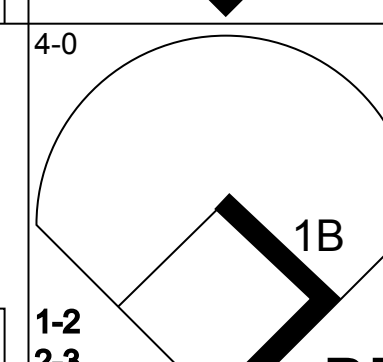
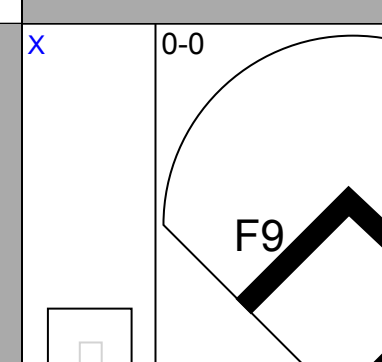
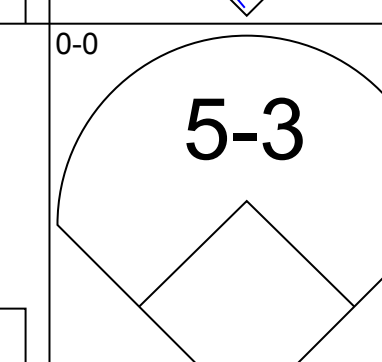
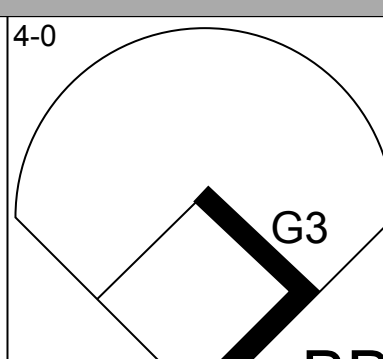
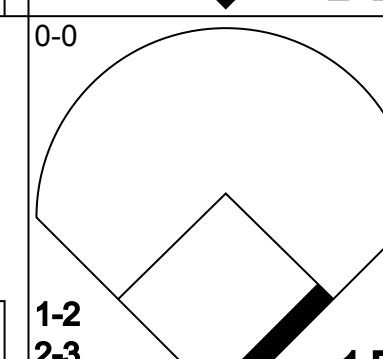
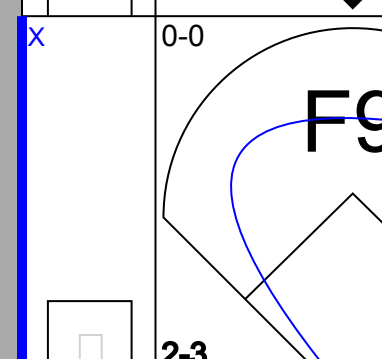
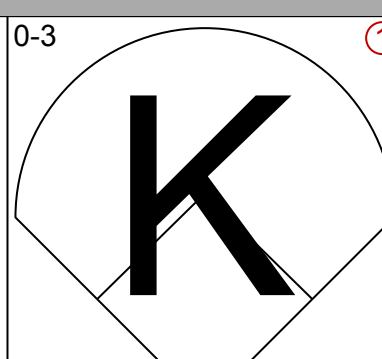
Batter	1	2	3	4	5	6	7	8	9	AB	R	H	RBI	BB	SO	LOB	BOTTOM						
<b>Tim Raines, S</b> OBP: 0.382, SLG: 0.420 (1, 7) B BB	4-0 S 1B	0-0 S 1B		0-0 SH1-3 1B		0-0 2B	4-0 1-2 2-3 3H BB			3	3	3	2	2	0	0							
<b>Manny Trillo, R</b> OBP: 0.319, SLG: 0.335 (1, 4) X	0-0 1B	0-0 F4		0-0 SH1-3		0-0 F9	0-0 1-2 2-3 3H 2B			4	0	2	4	0	0	2							
<b>Angel Salazar, R</b> OBP: 0.143, SLG: 0.143 (8, 6)	1-1 1B	1-2 1B		1-2 2-3		4-0 BB	0-0 1-3			0	0	0	0	0	0	0							
<b>Andre Dawson, R</b> OBP: 0.354, SLG: 0.579 (1, 8) X	0-0 2B	0-0 1B		4-0 IBB		0-0 BB	0-0 1-3			3	1	2	1	2	0	1							
<b>Gary Carter, R</b> OBP: 0.333, SLG: 0.453 (1, 2) X	0-0 F7	0-0 F6		0-0 SF8		0-3 K	0-0 F8			4	0	0	1	0	1	4							
<b>Al Oliver, L</b> OBP: 0.348, SLG: 0.405 (1, 3) X	0-0 2B		0-0 F8	0-0 F3		0-0 F8	0-0 FC4 1B			4	0	1	1	0	0	2							
<b>Terry Francona, L</b> OBP: 0.224, SLG: 0.252 (8, 3)	1-1 2B		0-0 F8	0-0 F3		0-0 FC4 1B				1	0	1	0	0	0	0							
<b>Tim Lincecum, R</b> OBP: 0.352, SLG: 0.467 (1, 5) B BB	4-0 BB		0-0 G4-6-3 1B		0-0 F7		0-0 2B BB 1B		0-3 K	4	1	2	0	1	1	1							
<b>Jim Wohlford, R</b> OBP: 0.313, SLG: 0.387 (1, 9) B BB	0-3 K		0-0 G4-6-3 1B		0-0 F9		0-0 BB 2B 2B		0-0 FC4	5	1	1	0	0	1	4							
<b>Doug Flynn, R</b> OBP: 0.257, SLG: 0.283 (8, 4)		0-0 SH5-4 1B		0-0 WP 1B		0-0 F6-3	4-0 BB 2B IBB			3	3	2	0	1	0	0							
<b>Bill Gullickson, R</b> OBP: 0.123, SLG: 0.129 (1, 1)		0-0 SH5-4		0-0 SH1-3 1B		0-3 K	0-3 K			3	1	1	1	0	2	3							
<b>Inning Stats</b>	R: 2 E: 0 K: 1 S: 7	H: 3 LOB: 2 BB: 2 P: 15	R: 2 E: 0 K: 0 S: 6	H: 3 LOB: 1 BB: 0 P: 6	R: 0 E: 0 K: 0 S: 3	H: 1 LOB: 0 BB: 0 P: 3	R: 2 E: 0 K: 0 S: 6	H: 3 LOB: 2 BB: 1 P: 10	R: 0 E: 0 K: 2 S: 8	H: 1 LOB: 2 BB: 1 P: 12	R: 4 E: 0 K: 1 S: 8	H: 3 LOB: 2 BB: 2 P: 16	R: 0 E: 0 K: 1 S: 6	H: 1 LOB: 1 BB: 0 P: 6	1B: 9 2B: 6 3B: 0 HR: 0	SF: 1 SAC: 2 DP: 1 HBP: 0	WP: 1 PB: 0 SB: 2 CS: 0	PA: 43					
<b>PITCHER</b> <b>Dave Dravecky, L</b> ERA: 3.58 (1, 1)	IP: 2.0 WLS: L BF: 13 H: 6 R: 4 ER: 4 SO: 1 BB: 2 IBB: 0 HBP: 0 BLK: 0 WP: 0 HR: 0 S: 13 P: 21 ERA: 18.00 WHIP: 4.000											<b>PITCHER</b> <b>Dave Dravecky, L</b> ERA: 3.58 (1, 1)	IP: 2.0 WLS: L BF: 13 H: 6 R: 4 ER: 4 SO: 1 BB: 2 IBB: 0 HBP: 0 BLK: 0 WP: 0 HR: 0 S: 13 P: 21 ERA: 18.00 WHIP: 4.000										
<b>Elias Sosa, R</b> ERA: 4.33 (3, 1)	3.0	13	4	2	2	0	0	1	0	0	1	0	12	16	6.00	1.333							
<b>Gary Lucas, L</b> ERA: 3.0 (6, 1)	1.0	5	1	0	0	2	1	0	0	0	0	0	8	12	0.00	2.000							
<b>Sid Monge, L</b> ERA: 3.49 (7, 1)	1.0	8	3	4	4	1	1	1	0	0	0	0	8	16	36.00	4.000							
<b>Ed Whitson, R</b> ERA: 4.95 (8, 1)	1.0	4	1	0	0	1	0	0	0	0	0	0	6	6	0.00	1.000							

San Diego Padres @ Montreal Expos  
Olympic Stadium, Montreal, QB  
Fri Aug 26 1983, 7:05 PM EDT  
Att: 30,814 - Unknown

AB	34
R	10
H	15
RBI	10
BB	6
SO	5
LOB	17

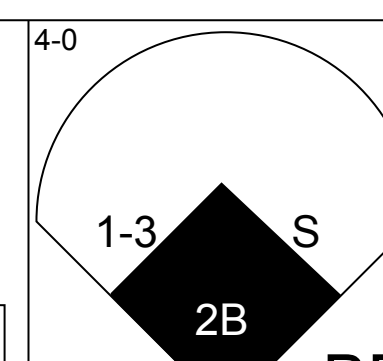
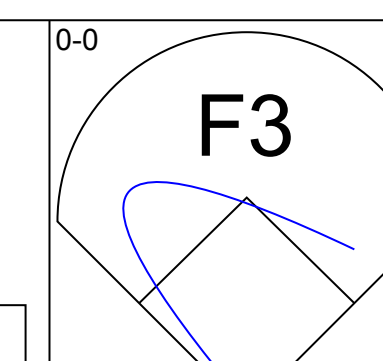
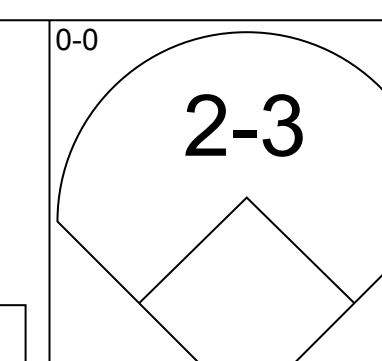
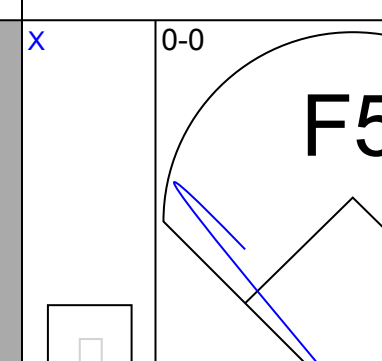
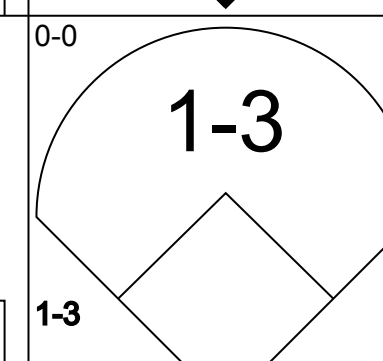
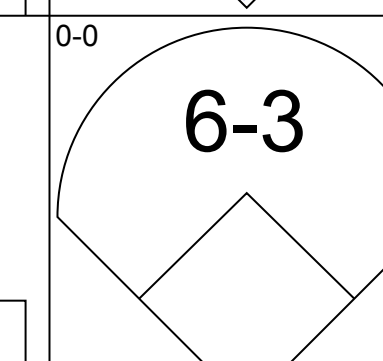
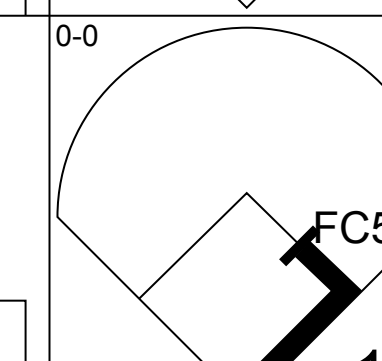
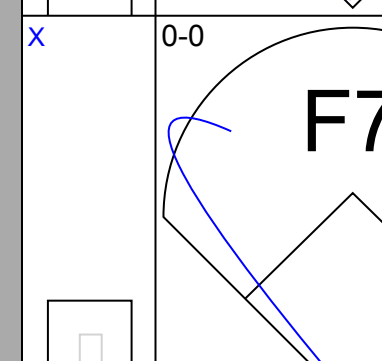
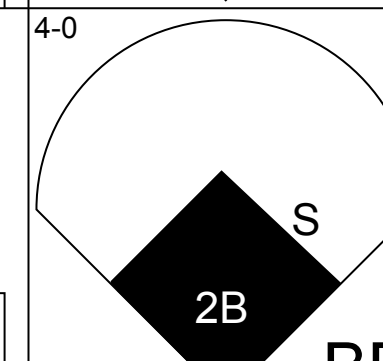
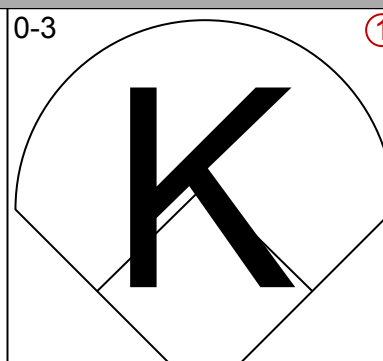
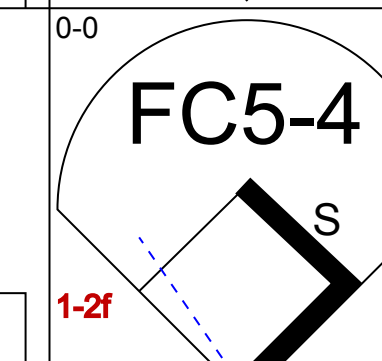
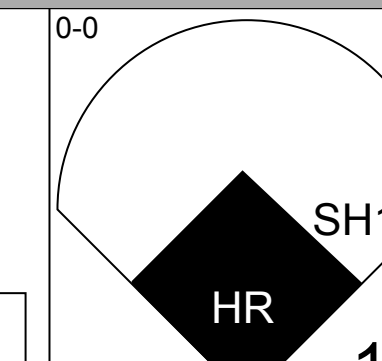
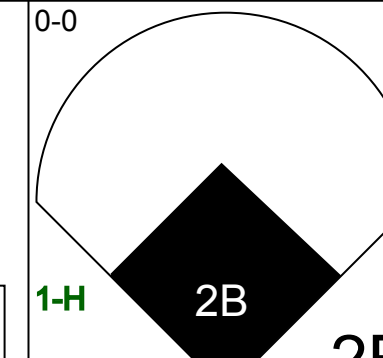
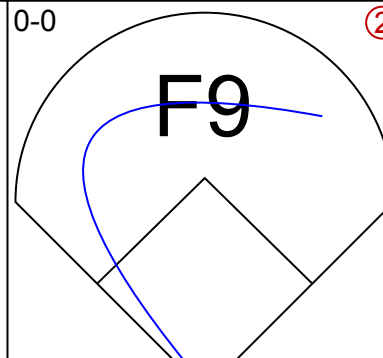
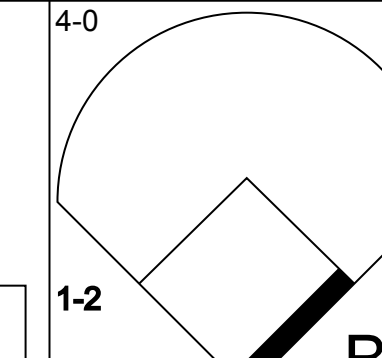
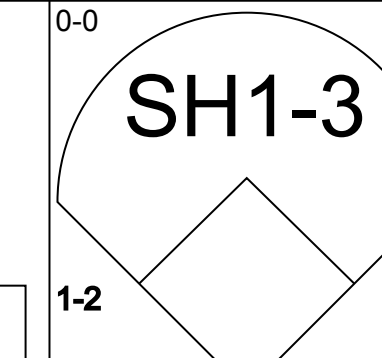
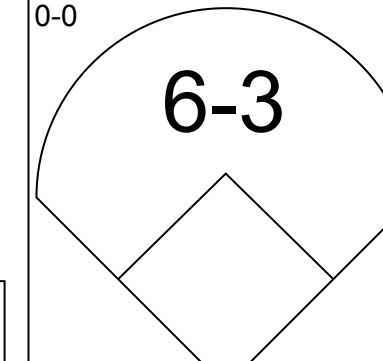
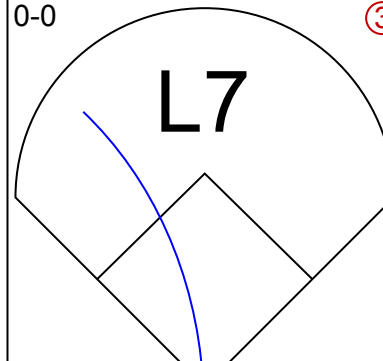
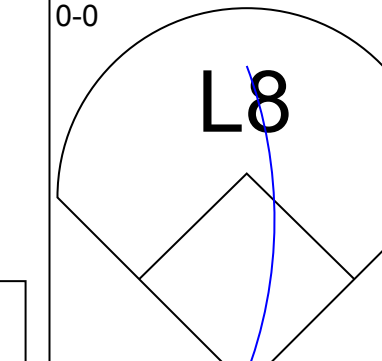
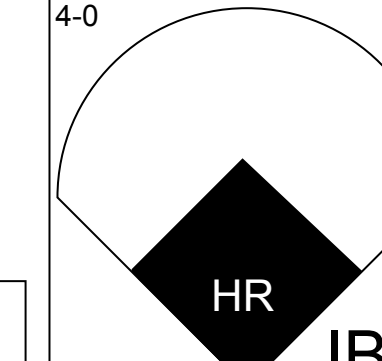
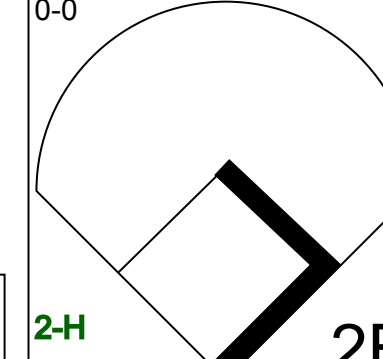
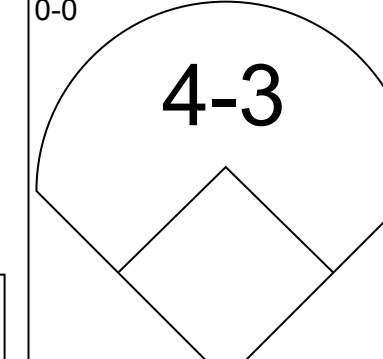
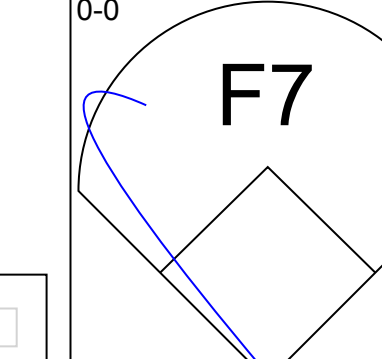
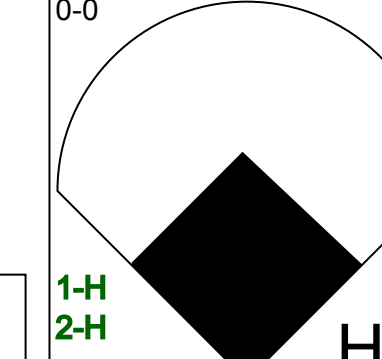
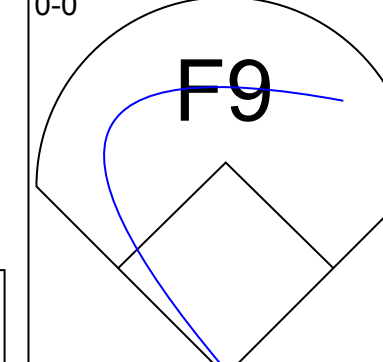
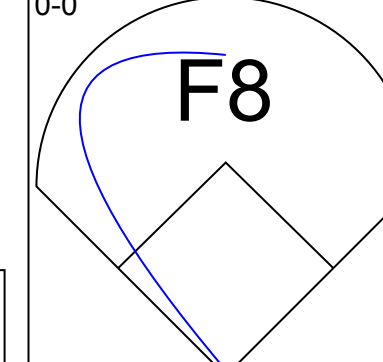
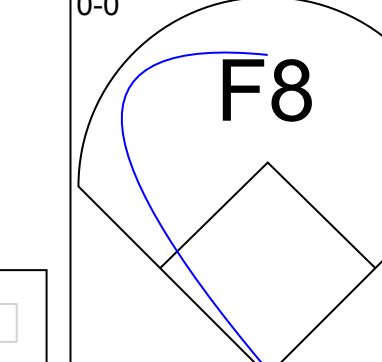
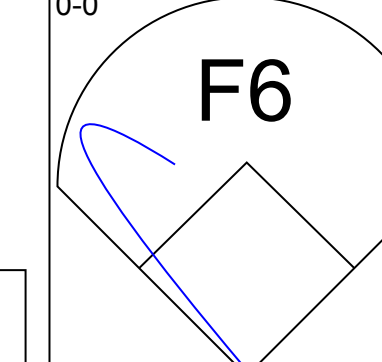
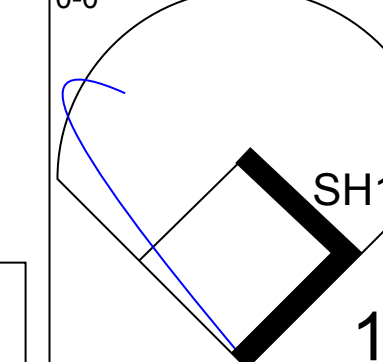

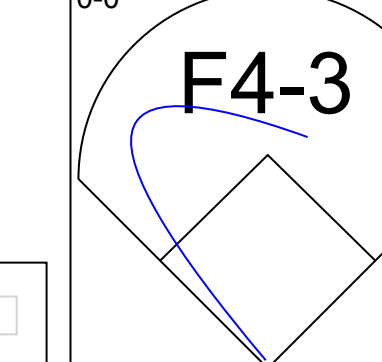
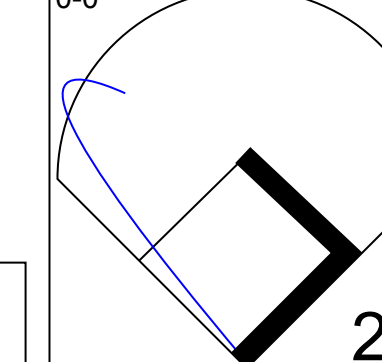
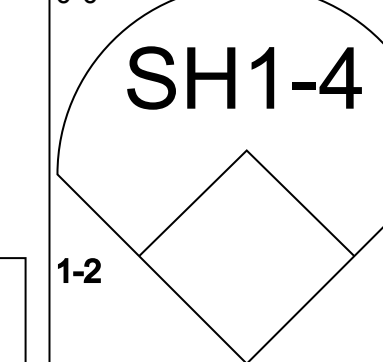
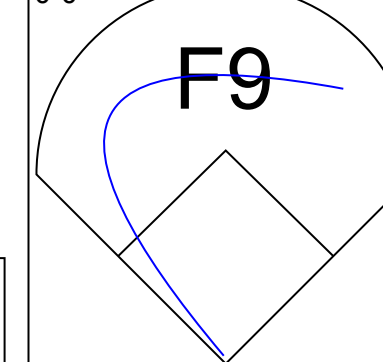

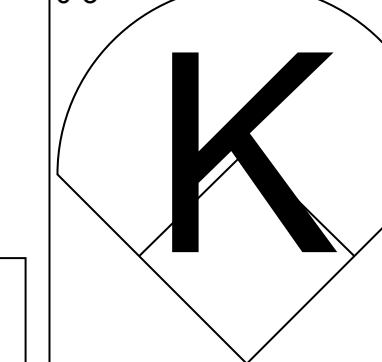




Batter	1	2	3	4	5	6	7	8	9	AB	R	H	RBI	BB	SO	LOB	TOP					
<b>Bobby Brown, S</b> OBP: 0.381, SLG: 0.495 (1, 7)										5	1	1	0	0	1	5	<b>San Diego Padres @ Montreal Expos</b> Olympic Stadium, Montreal, QB Sat Aug 27 1983, 7:05 PM EDT Att: 33,359 - Unknown					
<b>Alan Wiggins, S</b> OBP: 0.362, SLG: 0.332 (1, 3)										5	0	2	0	0	0	2						
<b>Tony Gwynn, L</b> OBP: 0.355, SLG: 0.356 <b>Sixto Lezcano, R</b> OBP: 0.331, SLG: 0.338 (9, PH)										3	1	1	0	1	0	2						
<b>Terry Kennedy, L</b> OBP: 0.345, SLG: 0.421 (1, 2)										5	1	1	0	0	0	3						
<b>Ruppert Jones, L</b> OBP: 0.306, SLG: 0.388 (1, 8)										4	0	1	0	0	2	2						
<b>Gary Templeton, S</b> OBP: 0.291, SLG: 0.326 (1, 6)										4	1	3	2	0	0	0						
<b>Luis Salazar, R</b> OBP: 0.284, SLG: 0.372 (1, 5)										4	0	0	0	0	0	4						
<b>Juan Bonilla, R</b> OBP: 0.316, SLG: 0.313 (1, 4)										3	0	1	0	1	0	2						
<b>Mark Thurmond, L</b> OBP: 0.120, SLG: 0.125 <b>Gene Richards, L</b> OBP: 0.328, SLG: 0.392 <b>Ed Whitson, R</b> OBP: 0.170, SLG: 0.148 <b>Tim Flannery, L</b> OBP: 0.200, SLG: 0.200 <b>Luis DeLeon, R</b> OBP: 0.200, SLG: 0.200 <b>Mario Ramirez, R</b> OBP: 0.200, SLG: 0.200 (11, 1)										0	0	0	0	1	0	0						
<b>Inning Stats</b>	R: 0 E: 0 K: 1 S: 6	H: 1 LOB: 1 BB: 0 P: 6	R: 0 E: 0 K: 0 S: 4	H: 1 LOB: 1 BB: 0 P: 4	R: 0 E: 0 K: 0 S: 3	H: 0 LOB: 1 BB: 1 P: 7	R: 1 E: 0 K: 0 S: 6	H: 3 LOB: 3 BB: 1 P: 10	R: 0 E: 0 K: 1 S: 5	H: 0 LOB: 0 BB: 0 P: 5	R: 0 E: 0 K: 0 S: 4	H: 1 LOB: 1 BB: 0 P: 4	R: 2 E: 0 K: 1 S: 7	H: 2 LOB: 1 BB: 1 P: 11	R: 1 E: 0 K: 1 S: 7	H: 2 LOB: 1 BB: 0 P: 7		1B: 7 2B: 4 3B: 0 HR: 0	SF: 1 SAC: 0 DP: 1 HBP: 0	WP: 0 PB: 0 SB: 1 CS: 0	PA: 40	
<b>PITCHER</b>	IP	WLS	BF	H	R	ER	SO	BB	IBB	HBP	BLK	WP	HR	S	P	ERA	WHIP					
<b>Charlie Lea, R</b> ERA: 3.09 <b>Dan Schatzeder, L</b> ERA: 3.04	(1, 1)	8.1	W	38	11	4	4	4	3	0	0	0	0	0	43	55	4.32	1.680				

AB	36
R	4
H	11
RBI	4
BB	3
SO	4
LOB	21



Batter	1	2	3	4	5	6	7	8	9	AB	R	H	RBI	BB	SO	LOB	BOTTOM				
<b>Tim Raines, S</b> OBP: 0.381, SLG: 0.417 (1, 7)										3	1	0	0	1	0	1	<b>San Diego Padres @ Montreal Expos</b> Olympic Stadium, Montreal, QB Sat Aug 27 1983, 7:05 PM EDT Att: 33,359 - Unknown				
<b>Manny Trillo, R</b> OBP: 0.319, SLG: 0.334 (1, 4)										4	0	1	0	0	0	2					
<b>Andre Dawson, R</b> OBP: 0.355, SLG: 0.577 (1, 8)										3	2	1	0	1	1	1					
<b>Gary Carter, R</b> OBP: 0.335, SLG: 0.455 (1, 2)										2	1	1	2	1	0	0					
<b>Al Oliver, L</b> OBP: 0.347, SLG: 0.402 <b>Terry Francona, L</b> OBP: 0.224, SLG: 0.252 (9, 3)										3	1	0	0	1	0	3					
<b>Tim Lincecum, R</b> OBP: 0.353, SLG: 0.476 (1, 5)										4	1	2	4	0	0	0					
<b>Jim Wohlford, R</b> OBP: 0.303, SLG: 0.374 (1, 9)										4	0	0	0	0	0	1					
<b>Doug Flynn, R</b> OBP: 0.262, SLG: 0.289 (1, 6)										3	0	2	0	1	0	0					
<b>Charlie Lea, R</b> OBP: 0.119, SLG: 0.088 <b>Dan Schatzeder, L</b> OBP: 0.200, SLG: 0.200 (9, 1)										3	0	0	0	0	1	2					
<b>Inning Stats</b>	R: 3 E: 0 K: 0 S: 5	H: 2 LOB: 1 BB: 2 P: 13	R: 0 E: 0 K: 0 S: 4	H: 1 LOB: 1 BB: 0 P: 4	R: 0 E: 0 K: 1 S: 5	H: 0 LOB: 0 BB: 1 P: 5	R: 0 E: 0 K: 0 S: 3	H: 0 LOB: 1 BB: 1 P: 7	R: 0 E: 0 K: 0 S: 4	H: 1 LOB: 2 BB: 1 P: 8	R: 0 E: 0 K: 0 S: 3	H: 0 LOB: 0 BB: 0 P: 3	R: 0 E: 0 K: 0 S: 3	H: 0 LOB: 0 BB: 0 P: 3	R: 3 E: 0 K: 1 S: 8	H: 3 LOB: 1 BB: 1 P: 12		1B: 3 2B: 3 3B: 0 HR: 1	SF: 0 SAC: 2 DP: 0 HBP: 0	WP: 0 PB: 0 SB: 3 CS: 0	PA: 36
<b>PITCHER</b>	IP	WLS	BF	H	R	ER	SO	BB	IBB	HBP	BLK	WP	HR	S	P	ERA	WHIP				
<b>Mark Thurmond, L</b> ERA: 2.29 <b>Ed Whitson, R</b> ERA: 4.8 <b>Luis DeLeon, R</b> ERA: 2.81	(1, 1)	3.0	12	1	0	0	0	2	0	0	0	0	0	10	18	0.00	1.000				





Batter	1	2	3	4	5	6	7	8	9	AB	R	H	RBI	BB	SO	LOB	TOP			
<b>Bobby Brown, S</b> OBP: 0.376, SLG: 0.485 (1, 7)	0-0 4-3		0-0 F8			0-0 4-3			0-0 F4-6-3 1B	4	0	1	0	0	0	0	<b>San Diego Padres @ Montreal Expos</b> Olympic Stadium, Montreal, QB Sun Aug 28 1983, 3:33 AM EDT Att: 43,168 - Unknown  livebaseballscores.com			
<b>Alan Wiggins, S</b> OBP: 0.363, SLG: 0.337 (1, 3) (2, 8)	0-0 2B			0-3 K			0-0 F8		0-0 F4-6-3 1B	4	0	2	0	0	1	0				
<b>Tony Gwynn, L</b> OBP: 0.333, SLG: 0.354 (1, 9)	0-0 F6-3			0-0 F6-3			0-0 4-3 1B		0-0 F4-6-3	4	0	1	0	0	0	3				
<b>Terry Kennedy, L</b> OBP: 0.343, SLG: 0.417 (1, 2)	0-0 F8			0-0 F6			0-0 4-3 1-2		0-0 G3	4	0	0	0	0	0	3				
<b>Ruppert Jones, L</b> OBP: 0.308, SLG: 0.390 <b>Kurt Bevacqua, R</b> OBP: 0.363, SLG: 0.373 (2, 3)		0-0 CS 1B			0-0 4-3			4-0 BB		1	0	1	0	0	0	0				
<b>Gary Templeton, S</b> OBP: 0.288, SLG: 0.324 (1, 6)	0-0 L5 1-2			0-0 4-3			0-0 G3			3	0	0	0	0	0	3				
<b>Luis Salazar, R</b> OBP: 0.282, SLG: 0.369 (1, 5)	0-0 F9			0-0 F7				0-0 F4		3	0	0	0	0	0	0				
<b>Juan Bonilla, R</b> OBP: 0.314, SLG: 0.311 (1, 4)			0-0 F6-3			0-0 4-3		0-0 F8		3	0	0	0	0	0	0				
<b>Eric Show, R</b> OBP: 0.220, SLG: 0.211 <b>Gary Lucas, L</b> (7, 1)	0-0 F9			0-0 F3			0-0 3-1			2	0	0	0	0	0	0				
<b>Gene Richards, L</b> OBP: 0.326, SLG: 0.390 <b>Sid Monge, S</b> OBP: 0.167, SLG: 0.167 (8, PH) (8, 1)										0	0	0	0	0	0	0				
<b>Inning Stats</b>	R: 0 E: 0 K: 0 S: 4	H: 1 LOB: 1 BB: 0 P: 4	R: 0 E: 0 K: 0 S: 3	H: 1 LOB: 0 BB: 0 P: 3	R: 0 E: 0 K: 1 S: 3	H: 0 LOB: 0 BB: 0 P: 3	R: 0 E: 0 K: 0 S: 5	H: 0 LOB: 0 BB: 0 P: 5	R: 0 E: 0 K: 0 S: 3	H: 0 LOB: 0 BB: 0 P: 3	R: 0 E: 0 K: 0 S: 4	H: 1 LOB: 2 BB: 1 P: 8	R: 0 E: 0 K: 0 S: 3	H: 0 LOB: 0 BB: 0 P: 3	R: 0 E: 0 K: 0 S: 4	H: 2 LOB: 1 BB: 0 P: 4	1B: 4 2B: 1 3B: 0 HR: 0	SF: 0 SAC: 0 DP: 1 HBP: 0	WP: 0 PB: 0 SB: 0 CS: 1	PA: 31
<b>PITCHER</b> <b>Steve Rogers, R</b> ERA: 2.93 (1, 1)	IP: 9.0 WLS: W BF: 31 H: 5 R: 0 ER: 0 SO: 1 BB: 1 IBB: 0 HBP: 0 BLK: 0 WP: 0 HR: 0 S: 32 P: 36 ERA: 0.00 WHIP: 0.667															<b>PITCHER</b>				

Batter	1	2	3	4	5	6	7	8	9	AB	R	H	RBI	BB	SO	LOB	BOTTOM			
<b>Tim Raines, S</b> OBP: 0.381, SLG: 0.418 (1, 7)	0-0 1-3		0-0 2B		0-0 5-3		4-0 HR BB	0-0 F7		4	1	1	2	1	0	0	<b>San Diego Padres @ Montreal Expos</b> Olympic Stadium, Montreal, QB Sun Aug 28 1983, 3:33 AM EDT Att: 43,168 - Unknown  livebaseballscores.com			
<b>Bryan Little, S</b> OBP: 0.350, SLG: 0.309 <b>Mike Vail, R</b> OBP: 0.309, SLG: 0.333 <b>Angel Salazar, R</b> OBP: 0.250, SLG: 0.250 (1, 4) (7, PH) (8, 6)	0-0 F9		4-0 BB		0-0 4-3		0-3 K	0-0 1B		2	0	0	0	1	0	0				
<b>Andre Dawson, R</b> OBP: 0.354, SLG: 0.573 (1, 8)	0-3 K		0-0 F2			0-3 K	4-0 HR BB	0-0 F3		4	1	0	1	1	2	3				
<b>Al Oliver, L</b> OBP: 0.346, SLG: 0.406 (1, 3)		0-0 4-3	0-3 K			0-0 G3	0-0 HR	0-0 F6		5	1	1	4	0	1	3				
<b>Gary Carter, R</b> OBP: 0.339, SLG: 0.456 (1, 2)		4-0 BB		0-0 5-3 4-3 1B		4-0 BB	0-3 K			2	0	1	0	2	1	0				
<b>Tim Wallach, R</b> OBP: 0.353, SLG: 0.474 (1, 5)		0-0 5-3 1-2		0-0 4-3 1-2		0-0 F8	0-0 1B 1B			4	1	1	0	0	0	3				
<b>Warren Cromartie, L</b> OBP: 0.339, SLG: 0.351 (1, 9)		0-0 1-3		0-0 5-3 2-3			2B BB			3	1	1	0	1	0	2				
<b>Doug Flynn, R</b> OBP: 0.265, SLG: 0.294 (8, 4)			0-3 K		0-0 F6		BB BB 2B			4	1	2	1	0	1	1				
<b>Steve Rogers, R</b> OBP: 0.162, SLG: 0.153 (1, 1)			0-0 2B 2B		0-0 F9		BB BB K			3	2	1	0	1	1	2				
<b>Inning Stats</b>	R: 0 E: 0 K: 1 S: 5	H: 0 LOB: 0 BB: 0 P: 5	R: 0 E: 0 K: 0 S: 3	H: 0 LOB: 1 BB: 1 P: 7	R: 1 E: 0 K: 2 S: 9	H: 2 LOB: 2 BB: 1 P: 13	R: 0 E: 0 K: 0 S: 4	H: 1 LOB: 1 BB: 0 P: 4	R: 0 E: 0 K: 0 S: 3	H: 0 LOB: 0 BB: 0 P: 3	R: 0 E: 0 K: 1 S: 5	H: 0 LOB: 1 BB: 1 P: 9	R: 7 E: 0 K: 3 S: 14	H: 5 LOB: 2 BB: 4 P: 30	R: 0 E: 0 K: 0 S: 4	H: 1 LOB: 1 BB: 0 P: 4		1B: 5 2B: 3 3B: 0 HR: 1	SF: 0 SAC: 0 DP: 0 HBP: 0	WP: 0 PB: 0 SB: 0 CS: 0
<b>PITCHER</b> <b>Eric Show, R</b> ERA: 3.75 <b>Gary Lucas, L</b> ERA: 3.47 <b>Sid Monge, L</b> ERA: 3.43 (1, 1) (7, 1) (8, 1)	IP: 6.0 WLS: L BF: 27 H: 4 R: 4 ER: 4 SO: 4 BB: 4 IBB: 4 HBP: 4 BLK: 4 WP: 0 HR: 0 S: 30 P: 50 ERA: 6.00 WHIP: 1.500															<b>PITCHER</b>				





Batter	1	2	3	4	5	6	7	8	9	AB	R	H	RBI	BB	SO	LOB	TOP			
Max Venable, L (1, 7) OBP: 0.299, SLG: 0.402	0-0 4-3		0-3 K			0-0 1-3		0-3 K	4 0 0 0 0 2 0								<b>San Francisco Giants @ Montreal Expos</b> Olympic Stadium, Montreal, QB Mon Aug 29 1983, 7:05 PM EDT Att: 30,485 - Unknown <a href="http://livebaseballscorecards.com">livebaseballscorecards.com</a>			
Joel Youngblood, R (1, 4) OBP: 0.357, SLG: 0.502	0-0 1B		0-0 F7			0-0 F6-3		0-0 4-3	4 0 1 0 0 0 0											
Jack Clark, R (1, 9) OBP: 0.352, SLG: 0.420	0-0 F9			0-0 1B		0-0 4-3		0-0 F3	4 0 1 0 0 0 1											
Darrell Evans, L (1, 6) OBP: 0.384, SLG: 0.534	0-0 1B			0-0 F5			0-0 F4-6-3		3 0 2 0 0 0 1											
Chili Davis, S (1, 8) OBP: 0.320, SLG: 0.369	0-0 F2			0-0 F4-6-3		0-3 K			3 0 1 0 0 1 3											
Tom O'Malley, L (1, 5) OBP: 0.327, SLG: 0.329		0-0 F7		0-0 F4-6-3		0-0 F4-6-3			3 0 0 0 0 0 3											
Dave Bergman, L (1, 3) OBP: 0.348, SLG: 0.347		0-0 F7			0-0 F9			0-0 F6-4-3	3 0 1 0 0 0 0											
Bob Brenly, R (1, 2) OBP: 0.300, SLG: 0.366		0-3 K			0-0 5-3			0-0 F6-4-3	3 0 0 0 0 1 1											
Mike Krukow, R (1, 1) OBP: 0.200, SLG: 0.196			0-3 K					0-3 K	2 0 0 0 0 2 0											
Duane Kuiper, L (8, PH) OBP: 0.360, SLG: 0.294									1 0 0 0 0 1 0											
Rene Martin, R (8, 1) OBP: 0.364, SLG: 0.636									0 0 0 0 0 0 0											
<b>Inning Stats</b>	R: 0 E: 0 K: 0 S: 5	H: 2 LOB: 2 BB: 0 P: 5	R: 0 E: 0 K: 1 S: 5	H: 0 LOB: 0 BB: 0 P: 5	R: 0 E: 0 K: 2 S: 7	H: 0 LOB: 0 BB: 0 P: 7	R: 0 E: 0 K: 0 S: 4	H: 2 LOB: 1 BB: 0 P: 4	R: 0 E: 0 K: 1 S: 5	H: 0 LOB: 0 BB: 0 P: 5	R: 0 E: 0 K: 0 S: 3	H: 1 LOB: 0 BB: 0 P: 3	R: 0 E: 0 K: 1 S: 5	H: 1 LOB: 0 BB: 0 P: 5	R: 0 E: 0 K: 1 S: 5	H: 0 LOB: 0 BB: 0 P: 5	1B: 6 2B: 0 3B: 0 HR: 0	SF: 0 SAC: 0 DP: 3 HBP: 0	WP: 0 PB: 0 SB: 0 CS: 0	PA: 30
<b>PITCHER</b> Bryn Smith, R (1, 1) ERA: 2.47	IP: 9.0 WLS: W BF: 30 H: 6 R: 0 ER: 0 SO: 7 BB: 0 IBB: 0 HBP: 0 BLK: 0 WP: 0 HR: 0 S: 44 P: 44 ERA: 0.00 WHIP: 0.667															<b>PITCHER</b>				

Batter	1	2	3	4	5	6	7	8	9	AB	R	H	RBI	BB	SO	LOB	BOTTOM			
Tim Raines, S (1, 7) OBP: 0.381, SLG: 0.421	0-0 E 1B	0-0 3-1		0-3 K		0-0 SF7		0-0 2B	4 1 2 1 0 1 2								<b>San Francisco Giants @ Montreal Expos</b> Olympic Stadium, Montreal, QB Mon Aug 29 1983, 7:05 PM EDT Att: 30,485 - Unknown <a href="http://livebaseballscorecards.com">livebaseballscorecards.com</a>			
Manny Trillo, R (1, 4) OBP: 0.322, SLG: 0.347	0-0 E 1B		0-0 FC5-4		0-0 HR	0-0 6-3		0-0 1-3	5 2 3 2 0 0 2											
Andre Dawson, R (1, 8) OBP: 0.353, SLG: 0.569	0-0 F9		0-0 F6		0-0 F7		0-0 FC4-6	0-0 F9	5 0 1 0 0 0 4											
Al Oliver, L (1, 3) OBP: 0.347, SLG: 0.409	0-0 E 1B		0-0 F7		0-0 2B		0-0 FC4-6	0-0 FC6-4	4 0 2 0 0 0 2											
Tim Wallach, R (1, 5) OBP: 0.350, SLG: 0.470	0-0 F2		0-0 FC5-4		0-0 F9		0-0 FC6-4	0-0 2B	4 1 0 0 0 0 5											
Warren Cromartie, L (1, 9) OBP: 0.344, SLG: 0.366	0-0 E9 1B		0-0 G3		4-0 IBB		0-0 2B		3 0 2 2 1 0 0											
Bobby Ramos, R (1, 2) OBP: 0.375, SLG: 0.340	0-3 K			0-0 BB 1B	0-0 L6		0-0 4-3		4 0 1 0 0 1 5											
Doug Flynn, R (1, 6) OBP: 0.267, SLG: 0.294		0-0 F5-3		4-0 BB 1B		0-0 E4 SH2-4 1B		0-0 F8	3 1 1 0 1 0 0											
Bryn Smith, R (1, 1) OBP: 0.190, SLG: 0.190		0-3 K		0-0 F9		0-0 SH2-4		0-0 2B 1B	3 0 1 0 0 1 2											
<b>Inning Stats</b>	R: 2 E: 1 K: 1 S: 9	H: 4 LOB: 2 BB: 0 P: 9	R: 0 E: 0 K: 1 S: 5	H: 0 LOB: 0 BB: 0 P: 5	R: 0 E: 0 K: 0 S: 4	H: 1 LOB: 1 BB: 0 P: 4	R: 0 E: 0 K: 1 S: 6	H: 1 LOB: 2 BB: 1 P: 10	R: 1 E: 0 K: 0 S: 5	H: 2 LOB: 2 BB: 1 P: 9	R: 1 E: 1 K: 0 S: 4	H: 1 LOB: 0 BB: 0 P: 4	R: 1 E: 0 K: 0 S: 5	H: 2 LOB: 1 BB: 0 P: 5	R: 0 E: 0 K: 0 S: 5	H: 2 LOB: 2 BB: 0 P: 5		1B: 9 2B: 3 3B: 0 HR: 1	SF: 1 SAC: 1 DP: 0 HBP: 0	WP: 0 PB: 0 SB: 1 CS: 0
<b>PITCHER</b> Mike Krukow, R (1, 1) ERA: 3.45	IP: 7.0 WLS: L BF: 34 H: 11 R: 5 ER: 4 SO: 3 BB: 1 IBB: 0 HBP: 0 BLK: 0 WP: 1 HR: 1 S: 38 P: 46 ERA: 5.14 WHIP: 1.714															<b>PITCHER</b>				
<b>PITCHER</b> Rene Martin, R (8, 1) ERA: 4.45	IP: 1.0 WLS: L BF: 5 H: 2 R: 0 ER: 0 SO: 0 BB: 0 IBB: 0 HBP: 0 BLK: 0 WP: 0 HR: 0 S: 5 P: 5 ERA: 0.00 WHIP: 2.000															<b>PITCHER</b>				



Batter	1	2	3	4	5	6	7	8	9	AB	R	H	RBI	BB	SO	LOB	TOP							
Max Venable, L OBP: 0.292, SLG: 0.391 Joe Pettini, R OBP: 0.235, SLG: 0.197	1-3	K		F9		K	F7		2B HR BB	5	0	0	0	0	2	2								
Joel Youngblood, R OBP: 0.380, SLG: 0.504	2B BB 1B		4-3		5-3			6-3	HR 2B	5	2	2	1	1	0	0								
Jack Clark, R OBP: 0.356, SLG: 0.429	BB 1-3 PB 2B		F6-3		BLK 2B BB		1-3	2B BB	HR	4	3	2	3	2	0	1								
Darrell Evans, L OBP: 0.385, SLG: 0.531 Brad Wellman, R OBP: 0.314, SLG: 0.265	PB BB BB				K		4-3	1-3 2B	F8	2	0	0	0	2	1	1								
Chili Davis, S OBP: 0.321, SLG: 0.368	K		F9		2B BB		E7 HR 1B	K		4	2	1	0	1	2	6								
Tom O'Malley, L OBP: 0.331, SLG: 0.332	1-2 2-3 3-H BB			F5	1B 2B		HR HBP	K		3	2	1	3	1	1	2								
Dave Bergman, L OBP: 0.368, SLG: 0.430	1-2 2-3 3-H K			HR	2H 1B 2B		1-H 2-H HR	2B 1B		5	3	4	5	0	1	2								
Bob Brenly, R OBP: 0.302, SLG: 0.367		CS 1B		SH1-4 1B	4-3		F7	K		5	0	2	0	0	1	2								
Mark Davis, L OBP: 0.227, SLG: 0.105 Greg Minton, S OBP: 0.444, SLG: 0.375	1-2 F3		SH1-4			F8		K		2	0	0	0	1	0	1								
<b>Inning Stats</b>	R: 2 E: 0 K: 2 S: 9	H: 2 LOB: 2 BB: 2 P: 17	R: 0 E: 0 K: 1 S: 5	H: 1 LOB: 0 BB: 0 P: 5	R: 0 E: 0 K: 0 S: 3	H: 0 LOB: 1 BB: 1 P: 7	R: 1 E: 0 K: 0 S: 5	H: 2 LOB: 1 BB: 0 P: 5	R: 3 E: 0 K: 1 S: 7	H: 2 LOB: 1 BB: 2 P: 15	R: 0 E: 0 K: 1 S: 5	H: 0 LOB: 1 BB: 1 P: 9	R: 3 E: 1 K: 0 S: 5	H: 2 LOB: 1 BB: 1 P: 10	R: 0 E: 0 K: 2 S: 8	H: 1 LOB: 2 BB: 1 P: 12	R: 4 E: 0 K: 2 S: 10	H: 3 LOB: 0 BB: 1 P: 14	1B: 6 2B: 4 3B: 0 HR: 3	SF: 0 SAC: 1 DP: 0 HBP: 1	WP: 0 PB: 1 SB: 0 CS: 1	PA: 49		
<b>PITCHER</b>	IP WLS BF H R ER SO BB IBB HBP BLK WP HR S P ERA WHIP	4.2 L 24 6 6 5 4 5 0 0 1 0 1 27 47 9.64 2.357	5.1 3 3 3 1 2 0 0 1 0 0 1 12 21 11.57 2.143	8.1 1 5 1 0 0 2 1 0 0 0 0 8 12 0.00 2.000	9.1 1 7 3 4 4 2 1 0 0 0 0 1 10 14 36.00 4.000																			

San Francisco Giants @ Montreal Expos  
Olympic Stadium, Montreal, QB  
Tue Aug 30 1983, 7:05 PM EDT  
Att: 29,536 - Unknown

AB	38
R	13
H	13
RBI	12
BB	9
SO	9
LOB	18



Batter	1	2	3	4	5	6	7	8	9	AB	R	H	RBI	BB	SO	LOB	BOTTOM							
Tim Raines, S OBP: 0.380, SLG: 0.418	G5-4-3 BB 1B		G6-4-3		E4 CS		G4-6-3		4-3	5	1	1	0	0	0	4								
Manny Trillo, R OBP: 0.322, SLG: 0.344 Jeff Reardon, R OBP: 0.143, SLG: 0.143 Mike Vail, R OBP: 0.309, SLG: 0.333	G5-4-3 BB		E6 HBP		K		5-3			3	0	0	0	1	1	2								
Andre Dawson, R OBP: 0.354, SLG: 0.567 Terry Francona, L OBP: 0.224, SLG: 0.252	G5-4-3		FC4-6 HBP		1B		F7			3	0	1	0	0	0	2								
Al Oliver, L OBP: 0.344, SLG: 0.406 Greg Bargar, R OBP: 0.200, SLG: 0.200	E8		FC4-6		K		5-3			4	0	0	0	0	1	3								
Tim Wallach, R OBP: 0.349, SLG: 0.467	K		F7		3-1		1B BB			3	0	0	0	1	1	1								
Jim Wehlford, R OBP: 0.309, SLG: 0.378	1-3				WP 1B		K		1-2 1B	4	0	2	0	0	1	0								
Bobby Ramos, R OBP: 0.350, SLG: 0.314	K		K		K		5-3		4-3	4	0	0	0	0	2	3								
Doug Flynn, R OBP: 0.266, SLG: 0.292 Bob James, R	F5-3		K		K		4-6-3 1B BB		5-3	2	0	0	0	0	1	1								
Angel Salazar, R OBP: 0.300, SLG: 0.222							G4-6-3 1B BB		5-3	1	0	0	0	1	0	0								
Ray Burris, R OBP: 0.300, SLG: 0.297 Chris Speier, R OBP: 0.330, SLG: 0.325	G6-4-3 BB				E CS BB		G4-6-3 1B		5-3	2	1	1	0	1	0	0								
<b>Inning Stats</b>	R: 1 E: 1 K: 1 S: 6	H: 1 LOB: 1 BB: 1 P: 10	R: 0 E: 0 K: 1 S: 5	H: 0 LOB: 0 BB: 0 P: 5	R: 0 E: 1 K: 0 S: 3	H: 0 LOB: 2 BB: 1 P: 8	R: 0 E: 0 K: 2 S: 8	H: 1 LOB: 1 BB: 0 P: 8	R: 1 E: 1 K: 2 S: 8	H: 1 LOB: 1 BB: 1 P: 12	R: 0 E: 0 K: 1 S: 5	H: 0 LOB: 0 BB: 0 P: 5	R: 0 E: 0 K: 0 S: 3	H: 1 LOB: 1 BB: 1 P: 7	R: 0 E: 0 K: 0 S: 4	H: 1 LOB: 2 BB: 1 P: 8	R: 0 E: 0 K: 0 S: 3	H: 0 LOB: 0 BB: 0 P: 3	1B: 5 2B: 0 3B: 0 HR: 0	SF: 0 SAC: 0 DP: 3 HBP: 1	WP: 1 PB: 0 SB: 0 CS: 2	PA: 37		
<b>PITCHER</b>	IP WLS BF H R ER SO BB IBB HBP BLK WP HR S P ERA WHIP	6.0 W 26 3 2 0 0 4 0 1 0 0 0 35 52 0.00 1.167	3.0 S 11 2 0 0 0 1 0 0 0 0 0 10 14 0.00 1.000																					

San Francisco Giants @ Montreal Expos  
Olympic Stadium, Montreal, QB  
Tue Aug 30 1983, 7:05 PM EDT  
Att: 29,536 - Unknown

AB	31
R	2
H	5
RBI	0
BB	5
SO	7
LOB	16





Batter	1	2	3	4	5	6	7	8	9	AB	R	H	RBI	BB	SO	LOB	TOP										
<b>Chili Davis, S</b> OBP: 0.319, SLG: 0.365 (1, 8)	F4	F9			F9			K		4	0	0	0	0	1	1	<b>San Francisco Giants @ Montreal Expos</b> Olympic Stadium, Montreal, QB Wed Aug 31 1983, 7:05 PM EDT Att: 22,883 - Unknown <a href="http://livebaseballscores.com">livebaseballscores.com</a>										
<b>Joel Youngblood, R</b> OBP: 0.355, SLG: 0.496 (1, 4)	F3		F9		F6			F9		4	0	0	0	0	0	0											
<b>Jack Clark, R</b> OBP: 0.355, SLG: 0.426 (1, 9)	F6			BB	F2			K		3	0	0	0	1	1	0											
<b>Darrell Evans, L</b> OBP: 0.386, SLG: 0.533 (1, 6)		1B 2B	F3		F8			2B		4	1	2	0	0	0	1											
<b>Jeffrey Leonard, R</b> OBP: 0.322, SLG: 0.481 (1, 7)	K		F9		F2			F7		4	0	0	0	0	1	3											
<b>Tom O'Malley, L</b> OBP: 0.330, SLG: 0.331 (1, 5)	2B E				F6-3			F2		4	1	1	0	0	0	1											
<b>Dave Bergman, L</b> OBP: 0.367, SLG: 0.437 (9, PH)								F6		3	1	1	1	0	0	0											
<b>Steve Nicosia, R</b> OBP: 0.213, SLG: 0.271 (9, PH)										0	0	0	0	0	0	0											
<b>Max Venable, L</b> OBP: 0.291, SLG: 0.389 (9, PH)										1	0	0	0	0	0	1											
<b>Bob Brenly, R</b> OBP: 0.303, SLG: 0.371 (1, 2)	F8				F7			F7		3	0	1	0	0	0	2											
<b>Fred Breining, R</b> OBP: 0.175, SLG: 0.150 (1, 1)	E9				K			K		3	0	1	2	0	2	1											
<b>Inning Stats</b>	R: 0 E: 0 K: 0 S: 3	H: 0 LOB: 0 BB: 0 P: 3	R: 3 E: 1 K: 1 S: 9	H: 4 LOB: 1 BB: 0 P: 9	R: 0 E: 0 K: 0 S: 3	H: 0 LOB: 1 BB: 0 P: 7	R: 0 E: 0 K: 1 S: 6	H: 1 LOB: 1 BB: 0 P: 6	R: 0 E: 0 K: 0 S: 3	H: 0 LOB: 0 BB: 0 P: 3	R: 0 E: 0 K: 1 S: 5	H: 0 LOB: 0 BB: 0 P: 5	R: 0 E: 0 K: 2 S: 7	H: 0 LOB: 0 BB: 0 P: 7	R: 0 E: 0 K: 0 S: 4	H: 1 LOB: 1 BB: 0 P: 4	1B: 3 2B: 3 3B: 0 HR: 0	SF: 0 SAC: 0 DP: 0 HBP: 0	WP: 0 PB: 0 SB: 0 CS: 0	PA: 34							
<b>PITCHER</b>	IP	WLS	BF	H	R	ER	SO	BB	IBB	HBP	BLK	WP	HR	S	P	ERA	WHIP										
<b>Bill Gullickson, R</b> ERA: 3.81 (1, 1)	8.1	W	32	6	3	3	5	1	0	0	0	0	0	41	45	3.24	0.840										
<b>Dan Schatzeder, L</b> ERA: 3.03 (9, 1)	0.1		1	0	0	0	0	0	0	0	0	0	0	1	1	0.00	0.000										
<b>Jeff Reardon, R</b> ERA: 3.03 (9, 1)	0.1	S	1	0	0	0	0	0	0	0	0	0	0	1	1	0.00	0.000										

Batter	1	2	3	4	5	6	7	8	9	AB	R	H	RBI	BB	SO	LOB	BOTTOM										
<b>Tim Raines, S</b> OBP: 0.379, SLG: 0.416 (1, 7)	4-3 S 4-3 BB		1-3		4-3			K		3	1	0	0	1	1	0	<b>San Francisco Giants @ Montreal Expos</b> Olympic Stadium, Montreal, QB Wed Aug 31 1983, 7:05 PM EDT Att: 22,883 - Unknown <a href="http://livebaseballscores.com">livebaseballscores.com</a>										
<b>Manny Trillo, R</b> OBP: 0.321, SLG: 0.341 (1, 4)	4-3		K					F8		3	0	0	0	1	1	1											
<b>Andre Dawson, R</b> OBP: 0.351, SLG: 0.563 (1, 8)	4-3		F4					F5		4	0	0	1	0	1	1											
<b>Al Oliver, L</b> OBP: 0.347, SLG: 0.408 (1, 3)					3-1			SH2-4 1B		4	1	3	0	0	0	1											
<b>Gary Carter, R</b> OBP: 0.339, SLG: 0.453 (1, 2)					FC6-4 1B			SH2-4 1B		2	0	0	0	1	1	1											
<b>Tim Lincecum, R</b> OBP: 0.349, SLG: 0.468 (1, 5)								SH2-4 1-2		4	1	1	0	0	2	2											
<b>Warren Cromartie, L</b> OBP: 0.349, SLG: 0.390 (1, 9)								1B		2	1	1	0	2	0	1											
<b>Doug Flynn, R</b> OBP: 0.268, SLG: 0.293 (1, 6)								IBB		3	0	1	2	1	0	3											
<b>Jeff Reardon, R</b> OBP: 0.145, SLG: 0.143 (9, 1)										0	0	0	0	0	0	0											
<b>Bill Gullickson, R</b> OBP: 0.118, SLG: 0.123 (1, 1)										3	0	0	0	0	2	4											
<b>Dan Schatzeder, L</b> OBP: 0.200, SLG: 0.200 (9, 1)										0	0	0	0	0	0	0											
<b>Angel Salazar, R</b> OBP: 0.300, SLG: 0.222 (9, 6)										0	0	0	0	0	0	0											
<b>Inning Stats</b>	R: 1 E: 0 K: 0 S: 3	H: 1 LOB: 1 BB: 1 P: 7	R: 1 E: 0 K: 1 S: 7	H: 2 LOB: 1 BB: 0 P: 7	R: 0 E: 0 K: 1 S: 5	H: 0 LOB: 0 BB: 0 P: 5	R: 2 E: 1 K: 2 S: 9	H: 2 LOB: 1 BB: 1 P: 13	R: 0 E: 0 K: 1 S: 5	H: 0 LOB: 2 BB: 2 P: 13	R: 0 E: 0 K: 1 S: 5	H: 0 LOB: 0 BB: 0 P: 5	R: 0 E: 0 K: 1 S: 6	H: 1 LOB: 2 BB: 1 P: 10	1B: 4 2B: 2 3B: 0 HR: 0	SF: 0 SAC: 1 DP: 0 HBP: 0	WP: 0 PB: 0 SB: 1 CS: 0	PA: 35									
<b>PITCHER</b>	IP	WLS	BF	H	R	ER	SO	BB	IBB	HBP	BLK	WP	HR	S	P	ERA	WHIP										
<b>Fred Breining, R</b> ERA: 4.01 (1, 1)	8.0	L	35	6	4	3	8	3	3	0	0	0	0	45	69	3.38	1.125										

AB 33  
R 3  
H 6  
RBI 3  
BB 1  
SO 5  
LOB 10



AB 28  
R 4  
H 6  
RBI 3  
BB 6  
SO 8  
LOB 14





Batter	1	2	3	4	5	6	7	8	9	AB	R	H	RBI	BB	SO	LOB	TOP			
Steve Sax, R OBP: 0.345, SLG: 0.355 (1, 4)										3	1	1	0	1	0	0	<b>Los Angeles Dodgers @ Montreal Expos</b> Olympic Stadium, Montreal, QB Thu Sep 01 1983, 7:05 PM EDT Att: 30,428 - Unknown 			
Bill Russell, R OBP: 0.320, SLG: 0.310 (1, 6)										4	1	1	0	0	1	0				
Dusty Baker Jr., R OBP: 0.351, SLG: 0.405 (1, 7)										3	1	2	1	1	1	0				
Pedro Guerrero, R OBP: 0.364, SLG: 0.522 (1, 5)										2	0	0	1	2	1	1				
Ken Landreaux, L OBP: 0.335, SLG: 0.478 (1, 8)										4	0	1	1	0	2	1				
Mike Marshall, R OBP: 0.345, SLG: 0.426 (1, 9)										4	0	1	0	0	2	3				
Greg Brock, L OBP: 0.322, SLG: 0.407 (1, 3)										4	0	1	0	0	1	4				
Steve Yeager, R OBP: 0.263, SLG: 0.405 Sid Bream, L (9, PH)										3	0	0	0	0	1	2				
Rick Honeycutt, L OBP: 0.125, SLG: 0.125 Rick Monday, L OBP: 0.377, SLG: 0.436 Burt Hooton, R OBP: 0.276, SLG: 0.298 R.J. Reynolds, S OBP: 0.345, SLG: 0.321 Orel Hershiser, R OBP: 0.345, SLG: 0.321 Joe Beckwith, L OBP: 0.345, SLG: 0.321 Derrel Thomas, S OBP: 0.345, SLG: 0.321 (1, 1) (5, PH) (5, 1) (7, PH) (7, 1) (8, 1) (9, PH)										1	0	0	0	0	0	0				
<b>Inning Stats</b>	R: 0 E: 0 K: 2 S: 7	H: 0 LOB: 1 BB: 1 P: 11	R: 0 E: 0 K: 2 S: 7	H: 0 LOB: 0 BB: 0 P: 7	R: 0 E: 0 K: 1 S: 5	H: 0 LOB: 0 BB: 0 P: 5	R: 0 E: 0 K: 1 S: 5	H: 2 LOB: 2 BB: 0 P: 7	R: 2 E: 0 K: 1 S: 7	H: 3 LOB: 2 BB: 2 P: 15	R: 0 E: 0 K: 0 S: 3	H: 1 LOB: 1 BB: 0 P: 3	R: 1 E: 0 K: 1 S: 5	H: 1 LOB: 0 BB: 1 P: 9	R: 0 E: 1 K: 2 S: 8	H: 0 LOB: 1 BB: 0 P: 8		1B: 5 2B: 1 3B: 0 HR: 1	SF: 0 SAC: 0 DP: 1 HBP: 0	WP: 0 PB: 0 SB: 1 CS: 1
<b>PITCHER</b>	IP WLS BF H R ER SO BB IBB HBP BLK WP HR S P ERA WHIP																			
Charlie Lea, R ERA: 3.1 (1, 1)	5.0 W 23 5 2 2 7 3 0 0 0 0 0 0 34 46 3.60 1.600																			
Bob James, R ERA: 5.01 (6, 1)	2.1 8 2 1 1 1 1 0 0 0 0 0 1 9 13 3.86 1.286																			
Dan Schatzeder, L ERA: 3.01 (8, 1)	0.1 1 0 0 0 1 0 0 0 0 0 0 0 3 3 0.00 0.000																			
Jeff Reardon, R ERA: 2.97 (8, 1)	1.1 S 4 0 0 0 2 0 0 0 0 0 0 0 8 8 0.00 0.000																			

Batter	1	2	3	4	5	6	7	8	9	AB	R	H	RBI	BB	SO	LOB	BOTTOM	
Tim Raines, S OBP: 0.383, SLG: 0.419 (1, 7)										3	2	2	0	2	0	0	<b>Los Angeles Dodgers @ Montreal Expos</b> Olympic Stadium, Montreal, QB Thu Sep 01 1983, 7:05 PM EDT Att: 30,428 - Unknown 	
Manny Trillo, R OBP: 0.322, SLG: 0.342 (1, 4)										5	1	2	1	0	0	6		
Andre Dawson, R OBP: 0.353, SLG: 0.564 (1, 8)										3	3	1	0	2	0	3		
Gary Carter, R OBP: 0.337, SLG: 0.451 (1, 2)										5	0	1	2	0	0	3		
Al Oliver, L OBP: 0.348, SLG: 0.409 (1, 3)										4	0	1	1	1	0	1		
Tim Lincecum, R OBP: 0.350, SLG: 0.467 Jeff Reardon, R OBP: 0.125, SLG: 0.125 (1, 5) (8, 1)										3	0	1	0	1	1	0		
Jim Wohlford, R OBP: 0.307, SLG: 0.382 (1, 9)										4	1	1	0	0	1	3		
Doug Flynn, R OBP: 0.266, SLG: 0.290 (1, 6)										3	0	0	0	0	0	3		
Charlie Lea, R OBP: 0.115, SLG: 0.085 Bob James, R OBP: 0.500, SLG: 0.500 Dan Schatzeder, L OBP: 0.200, SLG: 0.200 Chris Speier, R OBP: 0.332, SLG: 0.328 (1, 1) (6, 1) (8, 1) (8, 5)										2	0	0	0	0	1	1		
<b>Inning Stats</b>	R: 1 E: 0 K: 0 S: 5	H: 2 LOB: 1 BB: 0 P: 5	R: 0 E: 0 K: 1 S: 6	H: 1 LOB: 0 BB: 0 P: 6	R: 3 E: 0 K: 0 S: 7	H: 4 LOB: 2 BB: 1 P: 11	R: 0 E: 0 K: 0 S: 3	H: 0 LOB: 2 BB: 2 P: 11	R: 0 E: 0 K: 0 S: 4	H: 1 LOB: 2 BB: 1 P: 8	R: 0 E: 0 K: 1 S: 5	H: 0 LOB: 0 BB: 0 P: 5	R: 4 E: 1 K: 1 S: 9	H: 3 LOB: 2 BB: 2 P: 17	1B: 7 2B: 4 3B: 0 HR: 0	SF: 0 SAC: 1 DP: 1 HBP: 0		WP: 0 PB: 0 SB: 2 CS: 0
<b>PITCHER</b>	IP WLS BF H R ER SO BB IBB HBP BLK WP HR S P ERA WHIP																	
Rick Honeycutt, L ERA: 2.4 (1, 1)	4.0 L 22 7 4 4 1 1 0 0 0 0 0 0 9 13 0.00 1.000																	
Burt Hooton, R ERA: 4.05 (5, 1)	2.0 8 1 0 0 1 1 0 0 0 0 0 0 9 13 0.00 1.000																	
Orel Hershiser, R ERA: 9.0 (7, 1)	1.0 6 2 3 1 1 0 0 0 0 0 0 0 8 8 9.00 2.000																	
Joe Beckwith, R ERA: 3.88 (8, 1)	1.0 6 1 1 0 1 0 0 2 0 0 0 0 6 14 0.00 1.000																	







Batter	1	2	3	4	5	6	7	8	9	AB	R	H	RBI	BB	SO	LOB	TOP																
Steve Sax, R OBP: 0.345, SLG: 0.358 (1, 4)										4	1	1	0	0	1	1	<b>Los Angeles Dodgers @ Montreal Expos</b> Olympic Stadium, Montreal, QB Sat Sep 03 1983, 7:05 PM EDT Att: 42,054 - Unknown <a href="http://livebaseballscorecards.com">livebaseballscorecards.com</a>																
Bill Russell, R OBP: 0.319, SLG: 0.310 (1, 6)										4	1	1	0	0	0	1																	
Dusty Baker Jr., R OBP: 0.352, SLG: 0.407 Cecil Espy, S (8, 8)										4	1	1	0	0	1	0																	
Pedro Guerrero, R OBP: 0.368, SLG: 0.528 Rafael Landestoy, S OBP: 0.233, SLG: 0.298 (8, 5)										3	0	1	0	0	2	3																	
Ken Landreaux, L OBP: 0.334, SLG: 0.475 Derrel Thomas, S OBP: 0.342, SLG: 0.327 (8, 7)										3	0	2	2	0	0	1																	
Mike Marshall, R OBP: 0.346, SLG: 0.427 R.J. Reynolds, S (9, 9)										4	0	1	1	0	3	1																	
Greg Brock, L OBP: 0.325, SLG: 0.403 (1, 3)										3	0	0	0	1	2	2																	
Steve Yeager, R OBP: 0.263, SLG: 0.403 (1, 2)										4	0	1	0	0	2	1																	
Bob Welch, R OBP: 0.127, SLG: 0.177 Tom Niedenfuer, R (7, 1)										2	0	0	0	0	1	0																	
										0	0	0	0	0	0	0																	
<b>Inning Stats</b>	R: 3 E: 0 K: 2 S: 11	H: 5 LOB: 2 BB: 0 P: 11	R: 0 E: 0 K: 0 S: 4	H: 1 LOB: 1 BB: 0 P: 4	R: 0 E: 0 K: 0 S: 3	H: 1 LOB: 0 BB: 0 P: 3	R: 0 E: 0 K: 3 S: 9	H: 0 LOB: 0 BB: 0 P: 9	R: 0 E: 0 K: 0 S: 3	H: 0 LOB: 0 BB: 0 P: 3	R: 0 E: 0 K: 2 S: 8	H: 1 LOB: 1 BB: 0 P: 8	R: 0 E: 0 K: 2 S: 7	H: 0 LOB: 0 BB: 0 P: 7	R: 0 E: 0 K: 2 S: 7	H: 0 LOB: 0 BB: 0 P: 7	R: 1 E: 0 K: 1 S: 6	H: 1 LOB: 1 BB: 1 P: 10	1B: 8 2B: 1 3B: 0 HR: 1	SF: 0 SAC: 1 DP: 2 HBP: 0	WP: 0 PB: 0 SB: 0 CS: 1	PA: 35											
<b>PITCHER</b>	IP WLS BF H R ER SO BB IBB HBP BLK WP HR S P ERA WHIP																																
Bryn Smith, R ERA: 2.55 Jeff Reardon, R ERA: 3.01	(1, 1) (8, 1)	7.0 L	27 27	8 8	3 1	3 1	9 3	0 1	0 0	0 0	0 0	0 0	0 1	45 13	45 17	3.86 4.50	1.143 1.000																

Batter	1	2	3	4	5	6	7	8	9	AB	R	H	RBI	BB	SO	LOB	BOTTOM																
Tim Raines, S OBP: 0.380, SLG: 0.415 (1, 7)											5	0	1	0	0	0	5																
Manny Trillo, R OBP: 0.320, SLG: 0.336 (1, 4)											2	0	0	0	1	1	1																
Andre Dawson, R OBP: 0.354, SLG: 0.565 (1, 8)											4	0	1	0	0	2	2																
Al Oliver, L OBP: 0.345, SLG: 0.407 (1, 3)											4	0	1	0	0	0	3																
Gary Carter, R OBP: 0.336, SLG: 0.448 (1, 2)											3	0	1	0	1	2	3																
Tim Wallach, R OBP: 0.345, SLG: 0.460 (1, 5)											4	0	0	0	0	0	5																
Warren Cromartie, L OBP: 0.347, SLG: 0.366 (1, 9)											4	0	1	0	0	0	4																
Doug Flynn, R OBP: 0.263, SLG: 0.287 Terry Crowley, L OBP: 0.396, SLG: 0.212 Angel Salazar, R OBP: 0.300, SLG: 0.222 (8, 6)										2	0	0	0	0	0	0	0																
Brad Mills, L OBP: 0.200, SLG: 0.200 (9, PH)											1	0	0	0	0	0	1																
Bryn Smith, R OBP: 0.174, SLG: 0.174 Terry Francona, L OBP: 0.223, SLG: 0.250 Jeff Reardon, R OBP: 0.125, SLG: 0.125 Mike Stenhouse, L OBP: 0.222, SLG: 0.200 (1, 1)											2	0	0	0	0	0	0																
										0	0	0	0	0	0	0	0																
<b>Inning Stats</b>	R: 0 E: 0 K: 0 S: 2	H: 0 LOB: 0 BB: 0 P: 3	R: 0 E: 0 K: 0 S: 3	H: 1 LOB: 1 BB: 1 P: 7	R: 0 E: 0 K: 0 S: 3	H: 0 LOB: 0 BB: 0 P: 3	R: 0 E: 0 K: 1 S: 6	H: 1 LOB: 2 BB: 1 P: 10	R: 0 E: 0 K: 0 S: 3	H: 0 LOB: 0 BB: 0 P: 3	R: 0 E: 0 K: 2 S: 8	H: 1 LOB: 1 BB: 0 P: 8	R: 0 E: 1 K: 0 S: 6	H: 2 LOB: 3 BB: 0 P: 6	R: 0 E: 1 K: 2 S: 8	H: 0 LOB: 1 BB: 0 P: 8	R: 0 E: 0 K: 0 S: 4	H: 1 LOB: 2 BB: 1 P: 8	1B: 4 2B: 2 3B: 0 HR: 0	SF: 0 SAC: 0 DP: 2 HBP: 1	WP: 1 PB: 0 SB: 1 CS: 0	PA: 37											
<b>PITCHER</b>	IP WLS BF H R ER SO BB IBB HBP BLK WP HR S P ERA WHIP																																
Bob Welch, R ERA: 2.62 Tom Niedenfuer, R ERA: 1.46	(1, 1) (7, 1)	6.1 S	26 11	5 1	0 0	0 0	3 2	2 1	0 0	0 0	0 0	0 0	0 0	29 14	38 18	0.00 0.00	1.105 0.750																







Batter	1	2	3	4	5	6	7	8	9	AB	R	H	RBI	BB	SO	LOB	TOP			
23 Ryne Sandberg, R OBP: 0.315, SLG: 0.365	3-1		F6-3			F6-3	FC6-4		F9	5	0	0	0	0	0	2				
Bill Buckner, L OBP: 0.313, SLG: 0.448	3-1			F6		BB		F6	F6	5	0	1	0	0	0	0				
Mel Hall, L OBP: 0.354, SLG: 0.495	F7			E		BB		F7		3	1	1	0	1	0	0				
Ron Cey, R OBP: 0.348, SLG: 0.451		P3		E6		F2		HR		4	1	2	0	0	0	2				
Keith Moreland, R OBP: 0.375, SLG: 0.462	5-3			F9				HR		3	1	1	2	1	0	1				
Camelo Martinez, R OBP: 0.354, SLG: 0.667	F6-3			L5		5-3				4	0	1	0	0	0	4				
Jody Davis, R OBP: 0.311, SLG: 0.473			F8		F8					4	0	1	0	0	1	0				
Lee Smith, R OBP: 0.222, SLG: 0.125							K			0	0	0	0	0	0	0	AB 36			
Larry Bowa, S OBP: 0.306, SLG: 0.337										3	0	2	0	0	0	0	R 3			
Leon Durham, L OBP: 0.391, SLG: 0.466										1	0	0	0	0	1	2	H 9			
Tom Verzyer, R OBP: 0.236, SLG: 0.279										0	0	0	0	0	0	0	RBI 2			
Steve Trout, L OBP: 0.230, SLG: 0.203										2	0	0	0	0	0	1	BB 2			
Mike Proly, R OBP: 0.167, SLG: 0.091										1	0	0	0	0	0	1	SO 3			
Dan Rohr, L OBP: 0.571, SLG: 1.167										0	0	0	0	0	0	0	LOB 13			
Bill Campbell, R OBP: 0.100, SLG: 0.100										1	0	0	0	0	0	0				
Jay Johnstone, L OBP: 0.392, SLG: 0.450										1	0	0	0	0	1	0				
<b>Inning Stats</b>	R: 0 E: 0 K: 0 S: 3	H: 0 LOB: 0 BB: 0 P: 3	R: 0 E: 0 K: 0 S: 3	H: 0 LOB: 0 BB: 0 P: 3	R: 0 E: 0 K: 0 S: 4	H: 1 LOB: 1 BB: 0 P: 4	R: 1 E: 1 K: 0 S: 5	H: 2 LOB: 1 BB: 0 P: 5	R: 0 E: 0 K: 0 S: 3	H: 0 LOB: 0 BB: 0 P: 3	R: 0 E: 0 K: 1 S: 6	H: 1 LOB: 1 BB: 0 P: 6	R: 2 E: 0 K: 1 S: 9	H: 4 LOB: 2 BB: 0 P: 9	R: 0 E: 0 K: 1 S: 5	H: 0 LOB: 0 BB: 0 P: 5	1B: 5 2B: 3 3B: 0 HR: 1	SF: 0 SAC: 0 DP: 0 HBP: 0	WP: 0 PB: 0 SB: 0 CS: 0	PA: 38
<b>PITCHER</b>	IP WLS BF H R ER SO BB IBB HBP BLK WP HR S P ERA WHIP	7.2 W 34 9 3 2 1 2 0 0 0 0 1 34 42 2.35 1.435	1.1 S 4 0 0 0 2 0 0 0 0 0 0 8 8 0.00 0.000																	

Chicago Cubs @ Montreal Expos  
Olympic Stadium, Montreal, QB  
Mon Sep 05 1983, 3:33 AM EDT  
Att: 40,809 - Sunny - 90 F

AB 36  
R 3  
H 9  
RBI 2  
BB 2  
SO 3  
LOB 13



Batter	1	2	3	4	5	6	7	8	9	AB	R	H	RBI	BB	SO	LOB	BOTTOM
Tim Raines, S OBP: 0.380, SLG: 0.413	6-3			CS		1B		4-3		3	1	1	0	1	0	0	
Manny Trillo, R OBP: 0.320, SLG: 0.335	5-3			L6		HR		F7		4	1	1	0	0	0	1	
Andre Dawson, R OBP: 0.353, SLG: 0.563	6-3									4	1	2	0	0	1	3	
Gary Carter, R OBP: 0.336, SLG: 0.448	4-3			5-3		F2		HR		4	1	1	1	0	0	4	
Al Oliver, L OBP: 0.345, SLG: 0.416	6-3									3	2	1	4	1	0	0	
Tim Lincecum, R OBP: 0.343, SLG: 0.455	6-3									3	0	1	0	1	1	2	
Jim Wohlford, R OBP: 0.371, SLG: 0.377										3	0	0	0	0	1	2	
Warren Cromartie, L OBP: 0.348, SLG: 0.390										1	0	1	2	0	0	0	AB 32
Doug Flynn, R OBP: 0.262, SLG: 0.284										3	0	0	0	1	0	1	H 9
Bill Gullickson, R OBP: 0.127, SLG: 0.132										3	1	1	0	0	0	0	RBI 7
Bob James, R OBP: 0.333, SLG: 0.333										1	0	0	0	0	1	2	BB 4
<b>Inning Stats</b>	R: 0 E: 0 K: 0 S: 3	H: 0 LOB: 0 BB: 0 P: 3	R: 0 E: 0 K: 0 S: 3	H: 0 LOB: 0 BB: 0 P: 3	R: 0 E: 0 K: 0 S: 4	H: 2 LOB: 1 BB: 0 P: 4	R: 0 E: 0 K: 2 S: 10	H: 3 LOB: 1 BB: 2 P: 18	R: 0 E: 0 K: 0 S: 3	H: 0 LOB: 0 BB: 0 P: 3	R: 3 E: 0 K: 2 S: 10	H: 3 LOB: 2 BB: 2 P: 18	1B: 6 2B: 2 3B: 0 HR: 1	SF: 0 SAC: 0 DP: 0 HBP: 0	WP: 0 PB: 0 SB: 1 CS: 1	PA: 36	
<b>PITCHER</b>	IP WLS BF H R ER SO BB IBB HBP BLK WP HR S P ERA WHIP	5.0 L 20 5 3 3 0 1 0 0 0 0 0 1 8 12 9.00 2.000	1.0 5 1 1 1 2 1 0 0 0 0 0 1 8 12 9.00 2.000	1.1 7 2 3 3 0 0 1 0 0 0 0 6 10 20.25 1.500	0.2 4 1 0 0 2 0 1 0 0 0 0 7 11 0.00 1.500												

Chicago Cubs @ Montreal Expos  
Olympic Stadium, Montreal, QB  
Mon Sep 05 1983, 3:33 AM EDT  
Att: 40,809 - Sunny - 90 F

AB 32  
R 7  
H 9  
RBI 7  
BB 4  
SO 4  
LOB 15





Batter	1	2	3	4	5	6	7	8	9	AB	R	H	RBI	BB	SO	LOB	TOP
23 Ryne Sandberg, R (1.4) OBP: 0.315, SLG: 0.363	F9			BB 1B BB	K			F8		3	1	0	0	1	1	1	<b>Chicago Cubs @ Montreal Expos</b> Olympic Stadium, Montreal, QB Tue Sep 06 1983, 7:05 PM EDT Att: 35,312 - Overcast - 85 F
Bill Buckner, L (1.7) OBP: 0.312, SLG: 0.445	F6			BB 1B 1-2 BB		P6		4-3		3	0	0	0	1	0	0	
Mel Hall, L (1.8) OBP: 0.356, SLG: 0.498	K			BB 1B 1-3 2-H 1B				K		4	1	2	1	0	2	0	
Ron Cey, R (1.5) OBP: 0.348, SLG: 0.452		F9		BB 1B	L5				F8	4	0	1	1	0	0	1	
Keith Moreland, R (1.9) OBP: 0.375, SLG: 0.461		K		BB 1B		L7			F7	4	0	1	0	0	1	1	
Leon Durham, L (1.3) OBP: 0.381, SLG: 0.466 Camelo Martinez, R (1.3) OBP: 0.327, SLG: 0.612		4-3		BB 1B	K				P2	0	0	0	0	0	0	0	
Jody Davis, R (1.2) OBP: 0.311, SLG: 0.472			K			F8				3	0	1	0	0	1	0	
Larry Bowa, S (1.6) OBP: 0.304, SLG: 0.336 Tom Verzyer, R (5.6) OBP: 0.233, SLG: 0.276 Dave Owen, S (7.6)		F9		BB 1B		G3			G4-6-3	2	0	0	0	0	0	0	
Dick Ruthven, R (1.1) OBP: 0.225, SLG: 0.245 Rich Bordi, R (4.1) Tom Grant, L (5. Ph) Warren Brusstar, R (5.1) Dan Rohr, L (7. Ph) OBP: 0.362, SLG: 1.000 Bill Johnson, R (7.1)		4-3		BB 1B					K	1	0	0	0	0	0	0	
<b>Inning Stats</b>	R: 0 E: 0 K: 1 S: 5	H: 0 LOB: 0 BB: 0 P: 5	R: 0 E: 0 K: 1 S: 5	H: 0 LOB: 0 BB: 0 P: 5	R: 0 E: 0 K: 1 S: 5	H: 0 LOB: 0 BB: 2 P: 14	R: 0 E: 0 K: 1 S: 5	H: 0 LOB: 1 BB: 1 P: 9	R: 0 E: 0 K: 1 S: 5	H: 1 LOB: 0 BB: 0 P: 5	R: 0 E: 0 K: 1 S: 3	H: 0 LOB: 0 BB: 0 P: 3	R: 0 E: 0 K: 0 S: 3	H: 0 LOB: 0 BB: 0 P: 3	1B: 3 2B: 2 3B: 0 HR: 0	SF: 0 SAC: 0 DP: 1 HBP: 0	
<b>PITCHER</b>	IP WLS BF H R ER SO BB IBB HBP BLK WP HR S P ERA WHIP																
Charlie Lea, R (1.1) ERA: 3.1	6.0 W 24 4 2 2 5 3 0 0 0 0 0 0 31 43 3.00 1.167																
Scott Sanderson, R (7.1) ERA: 4.3	3.0 S 9 1 0 0 2 0 0 0 0 0 0 0 13 13 0.00 0.333																

Batter	1	2	3	4	5	6	7	8	9	AB	R	H	RBI	BB	SO	LOB	BOTTOM
Tim Raines, S (1.7) OBP: 0.381, SLG: 0.412	S 2B BB	3-1		S 2B 1B		G6-4-3		1-6-3		4	2	1	0	1	0	2	<b>Chicago Cubs @ Montreal Expos</b> Olympic Stadium, Montreal, QB Tue Sep 06 1983, 7:05 PM EDT Att: 35,312 - Overcast - 85 F
Manny Trillo, R (1.4) OBP: 0.327, SLG: 0.356 Bryan Little, S (8.4) OBP: 0.349, SLG: 0.311	BB 2B			HR 2B						4	2	4	4	0	0	0	
Andre Dawson, R (1.8) OBP: 0.353, SLG: 0.566	K		HR	HR P4		5-3				4	1	1	1	0	1	3	
Al Oliver, L (1.3) OBP: 0.344, SLG: 0.417 Mike Stenhouse, L (8.3) OBP: 0.214, SLG: 0.192	BB 2B			F8		4-3		F7		4	1	1	1	0	0	0	
Gary Carter, R (1.2) OBP: 0.337, SLG: 0.447	2-3		6-3	WP 1B BB				G4-6-3		3	1	1	0	1	0	1	
Warren Cromartie, L (1.9) OBP: 0.348, SLG: 0.369	BB 1B		1-3			P6		G4-6-3		4	0	1	1	0	0	2	
Chris Speier, R (1.5) OBP: 0.340, SLG: 0.338	4-3			K						4	0	2	1	0	1	1	
Doug Flynn, R (1.6) OBP: 0.263, SLG: 0.284 Angel Salazar, R (6.6) OBP: 0.250, SLG: 0.182		F6-3		BB 1B SH1-3 2B 1B		F5		G3		3	1	1	0	0	0	1	
Charlie Lea, R (1.1) OBP: 0.113, SLG: 0.083 Terry Francona, L (6. Ph) OBP: 0.233, SLG: 0.255 Scott Sanderson, R (7.1) OBP: 0.174, SLG: 0.261		4-3		SH1-3				6-3		1	0	0	0	0	0	0	
<b>Inning Stats</b>	R: 3 E: 0 K: 1 S: 8	H: 3 LOB: 1 BB: 1 P: 12	R: 0 E: 0 K: 0 S: 3	H: 0 LOB: 0 BB: 0 P: 3	R: 2 E: 0 K: 0 S: 5	H: 2 LOB: 0 BB: 0 P: 5	R: 2 E: 0 K: 1 S: 8	H: 3 LOB: 1 BB: 0 P: 8	R: 1 E: 0 K: 0 S: 4	H: 1 LOB: 1 BB: 1 P: 8	R: 0 E: 0 K: 0 S: 3	H: 1 LOB: 0 BB: 0 P: 3	R: 0 E: 0 K: 0 S: 4	H: 1 LOB: 1 BB: 0 P: 4	1B: 8 2B: 3 3B: 0 HR: 2	SF: 0 SAC: 1 DP: 2 HBP: 0	
<b>PITCHER</b>	IP WLS BF H R ER SO BB IBB HBP BLK WP HR S P ERA WHIP																
Dick Ruthven, R (1.1) ERA: 4.57	3.0 L 15 5 5 5 1 1 0 0 0 0 0 0 16 20 15.00 2.000																
Rich Bordi, R (4.1) ERA: 3.92	1.0 6 3 2 2 1 0 0 0 0 0 0 0 8 8 18.00 3.000																
Warren Brusstar, R (5.1) ERA: 2.13	2.0 9 3 1 1 0 1 0 0 0 0 1 0 8 12 4.50 2.000																
Bill Johnson, R (7.1) ERA:	2.0 7 2 0 0 0 0 0 0 0 0 0 0 7 7 0.00 1.000																





Batter	1	2	3	4	5	6	7	8	9	AB	R	H	RBI	BB	SO	LOB	TOP										
<b>Thad Bosley, L</b> OBP: 0.476, SLG: 0.657 (1, 7)	F6 23 1B		FC6-4 FC4-6 23 BB		1B			23 F6-3 2B		4	1	2	0	0	0	1	<b>Chicago Cubs @ Montreal Expos</b> Olympic Stadium, Montreal, QB Wed Sep 07 1983, 7:05 PM EDT Att: 20,475 - Overcast - 78 F										
<b>23 Ryne Sandberg, R</b> OBP: 0.316, SLG: 0.363 <b>Bill Johnson, R</b> (8, 1)	F6-4-3 1B		FC4-6 BB		F9			F6-3 2-3		3	0	1	0	1	0	2											
<b>Mel Hall, L</b> OBP: 0.355, SLG: 0.494 (1, 8)	F6-4-3 BB		FC4-6 1-2 2-3		G3			G3		3	0	0	0	1	0	3											
<b>Ron Cey, R</b> OBP: 0.345, SLG: 0.448 (1, 5)	F6-4-3 1-2 2-3 3-H		F6		K			5-3		4	0	0	0	0	1	4											
<b>Bill Buckner, L</b> OBP: 0.312, SLG: 0.444 (1, 3)	F6		F6-4-3 1B		F8			K		4	0	1	0	0	1	1											
<b>Keith Moreland, R</b> OBP: 0.372, SLG: 0.457 (1, 9)		F6-3	F6-4-3 1-2		4-3			F9		4	0	0	0	0	0	1											
<b>Jody Davis, R</b> OBP: 0.309, SLG: 0.468 (1, 2)		5-3	F6-3		K					3	0	0	0	0	1	0											
<b>Larry Bowa, S</b> OBP: 0.302, SLG: 0.333 (1, 6)		4-3			4-3			F9		3	0	0	0	0	0	0											
<b>Dickie Noles, R</b> OBP: 0.286, SLG: 0.294 <b>Craig Lefferts, L</b> OBP: 0.159, SLG: 0.111 <b>Bill Campbell, R</b> OBP: 0.100, SLG: 0.100 <b>Dan Rohn, L</b> OBP: 0.444, SLG: 0.875 (8, PH)			FC6-4 1B		K			F8		2	0	1	0	0	1	0											
<b>Inning Stats</b>	R: 1 E: 1 K: 0 S: 4	H: 1 LOB: 1 BB: 1 P: 8	R: 0 E: 0 K: 0 S: 3	H: 0 LOB: 0 BB: 0 P: 3	R: 0 E: 0 K: 0 S: 4	H: 1 LOB: 2 BB: 1 P: 8	R: 0 E: 0 K: 0 S: 3	H: 1 LOB: 0 BB: 0 P: 3	R: 0 E: 0 K: 1 S: 6	H: 0 LOB: 0 BB: 0 P: 6	R: 0 E: 0 K: 1 S: 5	H: 0 LOB: 0 BB: 0 P: 5	R: 0 E: 0 K: 1 S: 5	H: 1 LOB: 1 BB: 0 P: 5	R: 0 E: 0 K: 1 S: 5	H: 0 LOB: 0 BB: 0 P: 5		1B: 4 2B: 1 3B: 0 HR: 0	SF: 0 SAC: 0 DP: 2 HBP: 0	WP: 0 PB: 0 SB: 1 CS: 0	PA: 33						
<b>PITCHER</b> <b>Steve Rogers, R</b> ERA: 2.9	IP: 9.0	WLS: W	BF: 33	H: 5	R: 1	ER: 0	SO: 4	BB: 2	IBB: 0	HBP: 0	BLK: 0	WP: 0	HR: 0	S: 39	P: 47	ERA: 0.00	WHIP: 0.778										

Batter	1	2	3	4	5	6	7	8	9	AB	R	H	RBI	BB	SO	LOB	BOTTOM										
<b>Tim Raines, S</b> OBP: 0.382, SLG: 0.415 (1, 8)	P6				BB			4-3		4	0	2	2	1	0	1	<b>Chicago Cubs @ Montreal Expos</b> Olympic Stadium, Montreal, QB Wed Sep 07 1983, 7:05 PM EDT Att: 20,475 - Overcast - 78 F										
<b>Manny Trillo, R</b> OBP: 0.326, SLG: 0.355 (1, 4)	K	L8			F8			BB 1B		4	1	1	0	0	1	2											
<b>Warren Cromartie, L</b> OBP: 0.349, SLG: 0.356 <b>Mike Stenhouse, L</b> OBP: 0.233, SLG: 0.185 (5, 9)	L7				BB			BB 1B		1	0	0	0	1	0	0											
<b>Al Oliver, L</b> OBP: 0.344, SLG: 0.415 <b>Jim Wohlford, R</b> OBP: 0.311, SLG: 0.377 (8, 9)		G3	F7		F5			BB 1B		3	0	0	0	1	0	3											
<b>Gary Carter, R</b> OBP: 0.339, SLG: 0.450 (1, 2)			F2					BB 1B		4	1	2	1	0	0	0											
<b>Terry Francona, L</b> OBP: 0.240, SLG: 0.277 (8, 3)		BB 1B BB			F9			HR		3	2	1	1	1	0	2											
<b>Chris Speier, R</b> OBP: 0.335, SLG: 0.332 (1, 5)		F8	F9		F9			5-3		4	0	0	0	0	0	2											
<b>Doug Flynn, R</b> OBP: 0.267, SLG: 0.289 (1, 6)		BB 1B 1B			F5-3			SH1-4 1B		4	1	3	1	0	0	0											
<b>Steve Rogers, R</b> OBP: 0.169, SLG: 0.160 (1, 1)		BB 1B 1B			1-3			1-2 2B 1B		3	1	1	1	0	0	1											
<b>Inning Stats</b>	R: 0 E: 0 K: 1 S: 5	H: 0 LOB: 0 BB: 0 P: 5	R: 4 E: 0 K: 0 S: 7	H: 4 LOB: 1 BB: 1 P: 11	R: 0 E: 0 K: 0 S: 2	H: 0 LOB: 0 BB: 1 P: 6	R: 0 E: 0 K: 0 S: 3	H: 0 LOB: 0 BB: 0 P: 3	R: 0 E: 0 K: 0 S: 3	H: 0 LOB: 2 BB: 2 P: 11	R: 1 E: 0 K: 0 S: 5	H: 2 LOB: 1 BB: 1 P: 5	R: 1 E: 0 K: 1 S: 7	H: 3 LOB: 2 BB: 1 P: 11	R: 0 E: 0 K: 0 S: 4	H: 1 LOB: 1 BB: 0 P: 4		1B: 7 2B: 2 3B: 0 HR: 1	SF: 0 SAC: 1 DP: 0 HBP: 0	WP: 0 PB: 0 SB: 0 CS: 1	PA: 37						
<b>PITCHER</b> <b>Dickie Noles, R</b> ERA: 4.81 <b>Craig Lefferts, L</b> ERA: 3.31 <b>Bill Campbell, R</b> ERA: 4.29 <b>Bill Johnson, R</b> ERA:	IP: 6.0	WLS: L	BF: 27	H: 6	R: 0	ER: 5	SO: 1	BB: 4	IBB: 0	HBP: 0	BLK: 0	WP: 0	HR: 1	S: 25	P: 41	ERA: 7.50	WHIP: 1.667										



Batter	1	2	3	4	5	6	7	8	9	AB	R	H	RBI	BB	SO	LOB	TOP									
Mookie Wilson, S OBP: 0.301, SLG: 0.354	E3 F6-3		F9	K			5-3 1B		E1 1B	5	2	1	0	0	1	3	<b>New York Mets @ Montreal Expos</b> Olympic Stadium, Montreal, QB Fri Sep 09 1983, 7:05 PM EDT Att: 35,600 - Unknown									
Hubie Brooks, R OBP: 0.299, SLG: 0.334	F6-3		4-3		F9		5-3		K	5	0	0	0	0	1	3										
Keith Hernandez, L OBP: 0.399, SLG: 0.442				1B 1B					1B IBB	3	2	3	1	2	0	0										
George Foster, R OBP: 0.291, SLG: 0.414	F9			F9	K		F7		BB 1B	5	0	1	1	0	1	4										
Darryl Strawberry, L OBP: 0.324, SLG: 0.493				HBP 1B BB 1B			K		1B BB	4	1	3	1	1	1	1										
Brian Giles, R OBP: 0.288, SLG: 0.277										3	0	0	0	1	1	4										
Rusty Staub, L OBP: 0.373, SLG: 0.392										1	0	0	0	0	1	3										
Bob Bailor, R OBP: 0.294, SLG: 0.295										0	0	0	0	0	0	0										
Junior Ortiz, R OBP: 0.260, SLG: 0.263				BB HBP 1B			4-3		K	4	0	2	1	0	1	1										
José Oquendo, S OBP: 0.275, SLG: 0.261							5-3		K	3	0	0	0	0	2	1										
Tom Seaver, R OBP: 0.238, SLG: 0.246										3	0	0	1	1	1	0										
Jesse Orosco, R OBP: 0.308, SLG: 0.333							F5		K	0	0	0	0	0	0	0										
<b>Inning Stats</b>	R: 0 E: 1 K: 0 S: 3	H: 0 LOB: 1 BB: 1 P: 7	R: 0 E: 0 K: 1 S: 6	H: 2 LOB: 1 BB: 0 P: 6	R: 0 E: 0 K: 0 S: 3	H: 0 LOB: 0 BB: 0 P: 3	R: 2 E: 0 K: 1 S: 8	H: 3 LOB: 3 BB: 1 P: 13	R: 1 E: 0 K: 2 S: 9	H: 2 LOB: 1 BB: 0 P: 9	R: 0 E: 0 K: 0 S: 3	H: 0 LOB: 0 BB: 0 P: 3	R: 1 E: 0 K: 1 S: 7	H: 2 LOB: 1 BB: 0 P: 7	R: 0 E: 0 K: 2 S: 6	H: 0 LOB: 0 BB: 1 P: 10	R: 1 E: 1 K: 3 S: 11	H: 1 LOB: 3 BB: 2 P: 19	1B: 9 2B: 0 3B: 1 HR: 0	SF: 0 SAC: 0 DP: 1 HBP: 1	WP: 0 PB: 0 SB: 1 CS: 0	PA: 42				
<b>PITCHER</b>	IP WLS BF H R ER SO BB IBB HBP BLK WP HR S P ERA WHIP	IP WLS BF H R ER SO BB IBB HBP BLK WP HR S P ERA WHIP	IP WLS BF H R ER SO BB IBB HBP BLK WP HR S P ERA WHIP	IP WLS BF H R ER SO BB IBB HBP BLK WP HR S P ERA WHIP	IP WLS BF H R ER SO BB IBB HBP BLK WP HR S P ERA WHIP	IP WLS BF H R ER SO BB IBB HBP BLK WP HR S P ERA WHIP	IP WLS BF H R ER SO BB IBB HBP BLK WP HR S P ERA WHIP	IP WLS BF H R ER SO BB IBB HBP BLK WP HR S P ERA WHIP	IP WLS BF H R ER SO BB IBB HBP BLK WP HR S P ERA WHIP	IP WLS BF H R ER SO BB IBB HBP BLK WP HR S P ERA WHIP	IP WLS BF H R ER SO BB IBB HBP BLK WP HR S P ERA WHIP	IP WLS BF H R ER SO BB IBB HBP BLK WP HR S P ERA WHIP	IP WLS BF H R ER SO BB IBB HBP BLK WP HR S P ERA WHIP	IP WLS BF H R ER SO BB IBB HBP BLK WP HR S P ERA WHIP	IP WLS BF H R ER SO BB IBB HBP BLK WP HR S P ERA WHIP	IP WLS BF H R ER SO BB IBB HBP BLK WP HR S P ERA WHIP	IP WLS BF H R ER SO BB IBB HBP BLK WP HR S P ERA WHIP	IP WLS BF H R ER SO BB IBB HBP BLK WP HR S P ERA WHIP	IP WLS BF H R ER SO BB IBB HBP BLK WP HR S P ERA WHIP	IP WLS BF H R ER SO BB IBB HBP BLK WP HR S P ERA WHIP	IP WLS BF H R ER SO BB IBB HBP BLK WP HR S P ERA WHIP	IP WLS BF H R ER SO BB IBB HBP BLK WP HR S P ERA WHIP	IP WLS BF H R ER SO BB IBB HBP BLK WP HR S P ERA WHIP	IP WLS BF H R ER SO BB IBB HBP BLK WP HR S P ERA WHIP	IP WLS BF H R ER SO BB IBB HBP BLK WP HR S P ERA WHIP	IP WLS BF H R ER SO BB IBB HBP BLK WP HR S P ERA WHIP

AB	36
R	5
H	10
RBI	5
BB	5
SO	10
LOB	20



Batter	1	2	3	4	5	6	7	8	9	AB	R	H	RBI	BB	SO	LOB	BOTTOM								
Tim Raines, S OBP: 0.384, SLG: 0.416	6-3 BB						K		K	3	1	1	1	2	2	2	<b>New York Mets @ Montreal Expos</b> Olympic Stadium, Montreal, QB Fri Sep 09 1983, 7:05 PM EDT Att: 35,600 - Unknown								
Manny Trillo, R OBP: 0.323, SLG: 0.351	6-3		F2		F3				1-3	4	0	0	0	0	0	3									
Andre Dawson, R OBP: 0.352, SLG: 0.563	5-3			FC5-4 HBP			K		F7	3	0	0	1	0	1	1									
Al Oliver, L OBP: 0.341, SLG: 0.412	4-3		FC5-4		G3				F7	4	0	0	0	0	0	3									
Gary Carter, R OBP: 0.338, SLG: 0.447				L9			F9		1B BB	3	1	0	0	1	0	0									
Tim Lincecum, R OBP: 0.343, SLG: 0.453							L7		K	4	1	1	0	0	1	1									
Terry Francona, L OBP: 0.247, SLG: 0.289										4	0	2	1	0	0	0									
Jerry White, S OBP: 0.349, SLG: 0.125							G3			0	0	0	0	0	0	0									
Doug Flynn, R OBP: 0.268, SLG: 0.290										2	1	1	0	0	0	1									
Terry Crowley, L OBP: 0.370, SLG: 0.200										1	0	0	0	0	0	0									
Angel Salazar, R OBP: 0.250, SLG: 0.182										0	0	0	0	0	0	0									
Brad Mills, L OBP: 0.273, SLG: 0.273										1	0	1	1	0	0	0									
Bryan Little, S OBP: 0.349, SLG: 0.311										0	0	0	0	0	0	0									
Bryn Smith, R OBP: 0.197, SLG: 0.167										1	0	0	0	0	0	1									
Dan Schatzeder, L OBP: 0.200, SLG: 0.200										0	0	0	0	0	0	0									
Mike Stathos, L OBP: 0.228, SLG: 0.179										1	0	0	0	0	0	1									
Bob James, S OBP: 0.333, SLG: 0.333										0	0	0	0	0	0	0									
Razor Shines, S OBP: 0.300, SLG: 0.374										0	0	0	0	0	0	0									
Jim Wohlford, R OBP: 0.200, SLG: 0.274										1	0	0	0	0	1	2									
<b>Inning Stats</b>	R: 1 E: 0 K: 0 S: 3	H: 0 LOB: 0 BB: 1 P: 7	R: 0 E: 0 K: 0 S: 3	H: 0 LOB: 0 BB: 0 P: 3	R: 1 E: 0 K: 0 S: 5	H: 2 LOB: 2 BB: 0 P: 6	R: 1 E: 0 K: 0 S: 5	H: 2 LOB: 1 BB: 0 P: 5	R: 0 E: 0 K: 1 S: 5	H: 0 LOB: 1 BB: 1 P: 9	R: 0 E: 0 K: 0 S: 3	H: 0 LOB: 0 BB: 0 P: 3	R: 0 E: 0 K: 0 S: 3	H: 0 LOB: 0 BB: 0 P: 3	R: 1 E: 0 K: 3 S: 11	H: 2 LOB: 2 BB: 1 P: 15	1B: 4 2B: 2 3B: 0 HR: 0	SF: 0 SAC: 1 DP: 0 HBP: 1	WP: 0 PB: 0 SB: 1 CS: 0	PA: 37					
<b>PITCHER</b>	IP WLS BF H R ER SO BB IBB HBP BLK WP HR S P ERA WHIP	IP WLS BF H R ER SO BB IBB HBP BLK WP HR S P ERA WHIP	IP WLS BF H R ER SO BB IBB HBP BLK WP HR S P ERA WHIP	IP WLS BF H R ER SO BB IBB HBP BLK WP HR S P ERA WHIP	IP WLS BF H R ER SO BB IBB HBP BLK WP HR S P ERA WHIP	IP WLS BF H R ER SO BB IBB HBP BLK WP HR S P ERA WHIP	IP WLS BF H R ER SO BB IBB HBP BLK WP HR S P ERA WHIP	IP WLS BF H R ER SO BB IBB HBP BLK WP HR S P ERA WHIP	IP WLS BF H R ER SO BB IBB HBP BLK WP HR S P ERA WHIP	IP WLS BF H R ER SO BB IBB HBP BLK WP HR S P ERA WHIP	IP WLS BF H R ER SO BB IBB HBP BLK WP HR S P ERA WHIP	IP WLS BF H R ER SO BB IBB HBP BLK WP HR S P ERA WHIP	IP WLS BF H R ER SO BB IBB HBP BLK WP HR S P ERA WHIP	IP WLS BF H R ER SO BB IBB HBP BLK WP HR S P ERA WHIP	IP WLS BF H R ER SO BB IBB HBP BLK WP HR S P ERA WHIP	IP WLS BF H R ER SO BB IBB HBP BLK WP HR S P ERA WHIP	IP WLS BF H R ER SO BB IBB HBP BLK WP HR S P ERA WHIP	IP WLS BF H R ER SO BB IBB HBP BLK WP HR S P ERA WHIP	IP WLS BF H R ER SO BB IBB HBP BLK WP HR S P ERA WHIP	IP WLS BF H R ER SO BB IBB HBP BLK WP HR S P ERA WHIP	IP WLS BF H R ER SO BB IBB HBP BLK WP HR S P ERA WHIP	IP WLS BF H R ER SO BB IBB HBP BLK WP HR S P ERA WHIP	IP WLS BF H R ER SO BB IBB HBP BLK WP HR S P ERA WHIP	IP WLS BF H R ER SO BB IBB HBP BLK WP HR S P ERA WHIP	IP WLS BF H R ER SO BB IBB HBP BLK WP HR S P ERA WHIP

AB	32
R	4
H	6
RBI	4
BB	3
SO	6
LOB	14






Batter	1	2	3	4	5	6	7	8	9	AB	R	H	RBI	BB	SO	LOB	TOP					
Mookie Wilson, S OBP: 0.302, SLG: 0.362	0-0 HR		0-0 4-3		0-0 SF7 1B 2B		0-0 4-3		0-0 F4	5	2	2	2	0	0	2						
Hubie Brooks, R OBP: 0.298, SLG: 0.335	0-0 F6-3		0-0 5-3		0-0 SF7			0-0 F8	0-0 2B	4	0	1	3	0	0	0						
Keith Hernandez, L OBP: 0.400, SLG: 0.442	0-0 F7			0-0 F3-6-1 1B	0-0 1B			0-3 K	0-0 2B	4	0	2	1	1	1	0						
George Foster, R OBP: 0.291, SLG: 0.412	0-0 F2			0-0 F3-6-1 1B	0-0 F8			0-0 HR 1B	0-0 F9	5	1	1	0	0	0	4						
Jesse Orosco, R OBP: 0.306, SLG: 0.333										0	0	0	0	0	0	0						
Darryl Strawberry, L OBP: 0.323, SLG: 0.499		0-0 3-1		0-0 L5			0-0 F7			4	1	1	2	0	0	0						
Brian Giles, R OBP: 0.301, SLG: 0.279		0-0 3-1 1B			0-0 1B 1B		0-3 K		0-0 3-1	4	1	2	0	0	1	0						
Junior Ortiz, R OBP: 0.266, SLG: 0.269		0-0 3-1			0-0 1B 2B 1B		0-3 K		0-0 2B 2B 1B	4	2	2	0	0	1	1						
José Oquendo, S OBP: 0.273, SLG: 0.258		0-0 F8			0-0 F7		0-3 K		0-0 2B 2B	3	0	0	0	0	1	3						
Danny Heep, L OBP: 0.320, SLG: 0.405					0-0 F7			0-0 K	0-0 2B 2B	1	1	1	0	0	0	0						
Ed Lynch, R Scott Holman, R Tom Gorman, L Carlos Diaz, L Jesse Orosco, R			0-0 3-1		0-0 2B SF7 1B		0-3 K		0-0 F2	0	0	0	0	0	0	0						
<b>Inning Stats</b>	R: 1 E: 0 K: 0 S: 4	H: 1 LOB: 0 BB: 0 P: 4	R: 0 E: 0 K: 0 S: 4	H: 1 LOB: 1 BB: 0 P: 4	R: 0 E: 0 K: 0 S: 3	H: 0 LOB: 0 BB: 0 P: 3	R: 0 E: 0 K: 0 S: 3	H: 1 LOB: 0 BB: 0 P: 3	R: 4 E: 0 K: 0 S: 8	H: 5 LOB: 1 BB: 0 P: 8	R: 0 E: 0 K: 2 S: 7	H: 0 LOB: 0 BB: 0 P: 7	R: 0 E: 0 K: 2 S: 7	H: 0 LOB: 0 BB: 0 P: 7	R: 2 E: 0 K: 1 S: 7	H: 2 LOB: 0 BB: 1 P: 10	R: 2 E: 0 K: 0 S: 6	H: 3 LOB: 2 BB: 1 P: 10	1B: 8 2B: 3 3B: 0 HR: 2	SF: 1 SAC: 0 DP: 1 HBP: 0	WP: 0 PB: 0 SB: 0 CS: 0	PA: 40
<b>PITCHER</b>	IP WLS BF H R ER SO BB IBB HBP BLK WP HR S P ERA WHIP																					
Bill Gullickson, R ERA: 3.88	(1, 1) 5.0 22 8 5 5 0 0 0 0 0 0 0 1 22 22 9.00 1.600																					
Ray Burris, R ERA: 3.45	(6, 1) 3.0 12 3 3 3 5 0 0 0 0 0 0 1 22 22 9.00 1.000																					
Dan Schatzeder, L ERA: 2.99	(9, 1) 0.0 1 1 0 0 0 0 0 0 0 0 0 0 1 1 1 ∞ ∞																					
Jeff Reardon, R ERA: 2.89	(9, 1) 1.0 W 5 1 1 1 0 0 1 0 0 0 0 0 4 8 9.00 1.000																					

**New York Mets @ Montreal Expos**  
 Olympic Stadium, Montreal, QB  
 Sat Sep 10 1983, 7:05 PM EDT  
 Att: 33,848 - Unknown


AB 38  
 R 9  
 H 13  
 RBI 9  
 BB 1  
 SO 5  
 LOB 12




Batter	1	2	3	4	5	6	7	8	9	AB	R	H	RBI	BB	SO	LOB	BOTTOM					
Tim Raines, S OBP: 0.384, SLG: 0.420	0-0 HR BB	0-0 3-1	0-0 1-3		0-0 1B HR		0-0 L1			4	2	1	2	1	0	4						
Manny Trillo, R OBP: 0.300, SLG: 0.357	0-0 HR 2B	0-0 HR 2B	0-0 G3		0-0 F5			0-3 K		5	2	2	0	0	1	0						
Andre Dawson, R OBP: 0.351, SLG: 0.565	0-0 F4	0-0 HR		0-3 K		0-0 5-3		0-0 F9		5	1	1	2	0	1	2						
Al Oliver, L OBP: 0.342, SLG: 0.410	4-0 HR BB	0-0 FC4-6 1B		0-0 3-1		0-0 6-3		0-0 F9		4	1	1	0	1	0	0						
Gary Carter, R OBP: 0.342, SLG: 0.462	0-0 HR BB	0-0 FC4-6 1B		0-0 HR		4-0 BB		0-3 K		4	2	3	5	1	1	0						
Tim Lincecum, R OBP: 0.343, SLG: 0.461	0-0 BB 2B	0-0 K		0-0 F9		0-0 F4		0-0 HR		5	1	2	1	0	1	3						
Terry Francona, L OBP: 0.247, SLG: 0.284	4-0 BB IBB	0-0 FC4-6		0-0 6-3		0-0 3-1				3	0	0	0	1	0	2						
Doug Flynn, R OBP: 0.268, SLG: 0.290	0-0 F7	0-0 F8		0-0 K		0-0 SH2-4 1B				4	0	1	0	0	1	4						
Bill Gullickson, R ERA: 4.19	(1, 1) 4.0 12 5 6 6 0 3 1 0 0 0 0 1 16 16 54.00 8.000																					
Mike Fuentes, R OBP: 0.500, SLG: 0.500	(5, PH) 3.0 12 3 1 1 2 0 0 0 0 0 0 1 16 16 3.00 1.000																					
Ray Burris, R OBP: 0.293, SLG: 0.289	(6, 1) 2.0 9 2 2 2 1 1 0 0 0 0 0 1 10 14 9.00 1.500																					
Dan Schatzeder, L OBP: 0.200, SLG: 0.200	(9, 1) 1-2 2-3 BB																					
Jeff Reardon, R OBP: 0.125, SLG: 0.125	(9, 1) 0.1 L 2 1 1 1 1 0 0 0 0 0 0 1 4 4 27.00 3.000																					
<b>Inning Stats</b>	R: 4 E: 0 K: 0 S: 6	H: 3 LOB: 3 BB: 4 P: 22	R: 2 E: 0 K: 1 S: 9	H: 4 LOB: 2 BB: 0 P: 9	R: 0 E: 0 K: 0 S: 3	H: 0 LOB: 0 BB: 0 P: 3	R: 1 E: 0 K: 1 S: 6	H: 1 LOB: 0 BB: 0 P: 6	R: 2 E: 0 K: 1 S: 7	H: 2 LOB: 1 BB: 0 P: 7	R: 0 E: 0 K: 0 S: 3	H: 0 LOB: 1 BB: 1 P: 7	R: 0 E: 0 K: 0 S: 4	H: 1 LOB: 0 BB: 0 P: 4	R: 0 E: 0 K: 1 S: 5	H: 0 LOB: 0 BB: 0 P: 5	R: 1 E: 0 K: 1 S: 4	H: 1 LOB: 0 BB: 0 P: 4	1B: 4 2B: 3 3B: 0 HR: 5	SF: 0 SAC: 1 DP: 0 HBP: 0	WP: 0 PB: 0 SB: 0 CS: 0	PA: 42
<b>PITCHER</b>	IP WLS BF H R ER SO BB IBB HBP BLK WP HR S P ERA WHIP																					
Ed Lynch, R ERA: 4.19	(1, 1) 1.0 12 5 6 6 0 3 1 0 0 0 0 1 16 16 54.00 8.000																					
Scott Holman, R ERA: 3.87	(2, 1) 3.0 12 3 1 1 2 0 0 0 0 0 0 1 16 16 3.00 1.000																					
Tom Gorman, L ERA: 4.6	(5, 1) 2.0 9 2 2 2 1 1 0 0 0 0 0 1 10 14 9.00 1.500																					
Carlos Diaz, L ERA: 2.07	(7, 1) 2.0 7 1 0 0 1 0 0 0 0 0 0 0 9 9 0.00 0.500																					
Jesse Orosco, L ERA: 1.37	(9, 1) 0.1 L 2 1 1 1 1 0 0 0 0 0 0 1 4 4 27.00 3.000																					


**New York Mets @ Montreal Expos**  
 Olympic Stadium, Montreal, QB  
 Sat Sep 10 1983, 7:05 PM EDT  
 Att: 33,848 - Unknown

AB 36  
 R 10  
 H 12  
 RBI 10  
 BB 5  
 SO 5  
 LOB 15





Batter	1	2	3	4	5	6	7	8	9	AB	R	H	RBI	BB	SO	LOB	TOP					
Mookie Wilson, S OBP: 0.303, SLG: 0.364 (1, 8)	0-0 CS 1B		0-0 BB 1B FC6-5		0-0 2B			0-0 5-3		4	0	2	0	0	0	1	<p><b>New York Mets @ Montreal Expos</b> Olympic Stadium, Montreal, QB Sun Sep 11 1983, 3:33 AM EDT Att: 45,064 - Unknown</p> <p>livebaseballscores.com</p> <p>AB 32 R 0 H 6 RBI 0 BB 1 SO 4 LOB 11</p> 					
Hubie Brooks, R OBP: 0.297, SLG: 0.335 (1, 5)	0-0 1-3		0-0 BB 1B		0-0 F6-3			0-0 F9		4	0	1	0	0	0	2						
Keith Hernandez, L OBP: 0.399, SLG: 0.440 (1, 3)	0-0 3-1		0-0 BB 1B FC5-4		0-0 L5			0-0 3-1		3	0	0	0	1	0	0						
George Foster, R OBP: 0.288, SLG: 0.409 (1, 7)		0-0 5-3	0-0 BB 1B FC5-4		0-0 F6-3			0-0 F6-3		4	0	0	0	0	0	3						
Darryl Strawberry, L OBP: 0.322, SLG: 0.496 (1, 9)	0-0 S 1B		0-0 K		0-0 4-3			0-0 3-1		4	0	1	0	0	1	0						
Bob Bailor, R OBP: 0.291, SLG: 0.291 (1, 6)	0-3 K		0-0 F6-3		0-0 F9			0-0 F9		4	0	0	0	0	1	1						
Brian Giles, R OBP: 0.301, SLG: 0.280 (1, 4)	0-0 5-3		0-0 5-3		0-0 1B					3	0	1	0	0	0	1						
Junior Ortiz, R OBP: 0.267, SLG: 0.277 (1, 2)			0-0 FC6-5 2B		0-0 F8			0-0 L9		3	0	1	0	0	0	1						
Mike Torrez, R OBP: 0.067, SLG: 0.051 (7, PH) Danny Heep, L OBP: 0.328, SLG: 0.403 Carlos Diaz, R (7, 1)			0-0 B3		0-3 K			0-3 K		2	0	0	0	0	1	1						
<b>Inning Stats</b>	R: 0 E: 0 K: 0 S: 3	H: 1 LOB: 0 BB: 0 P: 3	R: 0 E: 0 K: 1 S: 6	H: 1 LOB: 1 BB: 0 P: 6	R: 0 E: 0 K: 0 S: 5	H: 2 LOB: 3 BB: 1 P: 9	R: 0 E: 0 K: 0 S: 3	H: 0 LOB: 0 BB: 0 P: 3	R: 0 E: 0 K: 1 S: 6	H: 1 LOB: 1 BB: 0 P: 6	R: 0 E: 0 K: 0 S: 5	H: 0 LOB: 0 BB: 0 P: 5	R: 0 E: 0 K: 1 S: 6	H: 1 LOB: 1 BB: 0 P: 6	R: 0 E: 0 K: 0 S: 3	H: 0 LOB: 0 BB: 0 P: 3	R: 0 E: 0 K: 0 S: 3	H: 0 LOB: 0 BB: 0 P: 3	1B: 4 2B: 2 3B: 0 HR: 0	SF: 0 SAC: 0 DP: 0 HBP: 0	WP: 0 PB: 0 SB: 1 CS: 1	PA: 33
<b>PITCHER</b> Charlie Lea, R ERA: 2.96 (1, 1)	IP: 9.0 WLS: W BF: 33 H: 6 R: 0 ER: 0 SO: 4 BB: 1 IBB: 0 HBP: 0 BLK: 0 WP: 0 HR: 0 S: 40 P: 44 ERA: 0.00 WHIP: 0.778															<b>PITCHER</b>	IP: 9.0 WLS: W BF: 33 H: 6 R: 0 ER: 0 SO: 4 BB: 1 IBB: 0 HBP: 0 BLK: 0 WP: 0 HR: 0 S: 40 P: 44 ERA: 0.00 WHIP: 0.778					

Batter	1	2	3	4	5	6	7	8	9	AB	R	H	RBI	BB	SO	LOB	BOTTOM					
Tim Raines, S OBP: 0.387, SLG: 0.420 (1, 7)	0-0 4-3		0-0 BB 1B G6-4-3		0-0 S 2B BB			0-0 6-3		1	1	0	0	3	0	0	<p><b>New York Mets @ Montreal Expos</b> Olympic Stadium, Montreal, QB Sun Sep 11 1983, 3:33 AM EDT Att: 45,064 - Unknown</p> <p>livebaseballscores.com</p> <p>AB 29 R 4 H 8 RBI 4 BB 5 SO 2 LOB 16</p> 					
Manny Trillo, R OBP: 0.320, SLG: 0.353 (1, 4)	0-0 6-3		0-0 G6-4-3		0-0 F4			0-0 6-3		4	0	0	0	0	0	3						
Andre Dawson, R OBP: 0.352, SLG: 0.565 (1, 8)	0-0 F3			0-0 1B 2B	0-0 6-3			0-0 IBB		3	1	1	0	1	0	1						
Al Oliver, L OBP: 0.345, SLG: 0.415 (1, 3)		0-0 FC4 BB 1B		0-0 2B 2B 1B	0-0 2B			0-0 G3		4	1	3	1	0	0	2						
Gary Carter, R OBP: 0.343, SLG: 0.464 (1, 2)		0-0 FC4 BB		0-0 2B 2B	0-0 5-3			0-0 F5		3	1	1	1	1	0	1						
Tim Lincecum, R OBP: 0.343, SLG: 0.461 (1, 5)		0-0 F7		0-0 8-1-4 2B	0-0 5-3			0-0 F7		4	0	1	2	0	0	2						
Terry Francona, L OBP: 0.247, SLG: 0.283 (1, 9)		0-0 FC4 FC5-4		0-0 8-1-4	0-0 1B			0-0 4-3		4	0	1	0	0	0	3						
Doug Flynn, R OBP: 0.269, SLG: 0.292 (1, 6)		0-0 FC5-4		0-0 2B	0-0 F4-6-3					3	0	1	0	0	0	3						
Charlie Lea, R OBP: 0.108, SLG: 0.079 (1, 1)			0-3 K	0-0 5-3	0-3 K					3	0	0	0	0	2	1						
<b>Inning Stats</b>	R: 0 E: 0 K: 0 S: 3	H: 0 LOB: 0 BB: 0 P: 3	R: 0 E: 0 K: 0 S: 4	H: 1 LOB: 2 BB: 1 P: 8	R: 0 E: 0 K: 1 S: 4	H: 0 LOB: 0 BB: 1 P: 8	R: 3 E: 0 K: 0 S: 7	H: 5 LOB: 1 BB: 0 P: 7	R: 1 E: 0 K: 0 S: 4	H: 1 LOB: 1 BB: 1 P: 8	R: 0 E: 0 K: 0 S: 3	H: 1 LOB: 0 BB: 2 P: 3	R: 0 E: 0 K: 1 S: 5	H: 0 LOB: 2 BB: 2 P: 13	R: 0 E: 0 K: 0 S: 3	H: 0 LOB: 0 BB: 0 P: 3	R: 0 E: 0 K: 0 S: 3	H: 0 LOB: 0 BB: 0 P: 3	1B: 3 2B: 6 3B: 0 HR: 0	SF: 0 SAC: 0 DP: 3 HBP: 0	WP: 0 PB: 0 SB: 1 CS: 0	PA: 34
<b>PITCHER</b> Mike Torrez, R ERA: 4.04 Carlos Diaz, L ERA: 2.01 (7, 1)	IP: 6.0 WLS: L BF: 26 H: 8 R: 4 ER: 4 SO: 1 BB: 3 IBB: 0 HBP: 0 BLK: 0 WP: 0 HR: 0 S: 25 P: 37 ERA: 6.00 WHIP: 1.833															<b>PITCHER</b>	IP: 2.0 WLS: L BF: 8 H: 0 R: 0 ER: 0 SO: 1 BB: 1 IBB: 0 HBP: 0 BLK: 0 WP: 0 HR: 0 S: 8 P: 16 ERA: 0.00 WHIP: 0.500					



Batter	1	2	3	4	5	6	7	8	9	AB	R	H	RBI	BB	SO	LOB	TOP			
Tim Raines, S OBP: 0.385, SLG: 0.417 Razor Shines, S (7, 7)	0-0 4-3		0-0 F7			0-0 G3			0-0 4-3	3	0	0	0	0	0	2				
Manny Trillo, R OBP: 0.318, SLG: 0.351 Bryan Little, S (7, 4)	0-0 5-3			0-0 4-3		0-0 F8			0-0 4-3	3	0	0	0	0	0	1				
Andre Dawson, R OBP: 0.352, SLG: 0.564 Mike Stenhouse, L (7, 9)	0-0 F9			0-0 F7			0-0 CS 1B			3	0	1	0	0	0	0				
Al Oliver, L OBP: 0.343, SLG: 0.412 Greg Bargar, R OBP: 0.200, SLG: 0.200 Tom Dixon, R (8, 1)		0-0 F7		0-0 4-3			0-0 4-3			3	0	0	0	0	0	1				
Gary Carter, R OBP: 0.343, SLG: 0.463 Bobby Ramos, R (7, 2)		0-0 F9			0-0 G4-6-3 1B		0-0 F7			3	0	1	0	0	0	0				
Tim Wallach, R OBP: 0.341, SLG: 0.459 Brad Mills, L (8, PH) (8, 5)		0-3 K			0-0 P3			0-3 K		2	0	0	0	0	1	1				
Terry Francona, L OBP: 0.249, SLG: 0.284 (7, 8)			0-0 FC5-4 1B		0-0 G4-6-3 1-2			0-0 F9		3	0	1	0	0	0	1				
Doug Flynn, R OBP: 0.270, SLG: 0.293 Angel Salazar, R (8, PH) (8, 6)			0-0 FC5-4 SH1-4			0-0 G3 SH1-4 1B		0-3 K		2	0	1	0	0	1	1				
Steve Rogers, R OBP: 0.169, SLG: 0.160 Dan Schatzeder, L OBP: 0.200, SLG: 0.200 Terry Crowley, L (7, 3)			0-0 SH1-4			0-0 SH1-4		0-3 K		0	0	0	0	0	0	0				
<b>Inning Stats</b>	R: 0 E: 0 K: 0 S: 3	H: 0 LOB: 0 BB: 0 P: 3	R: 0 E: 0 K: 1 S: 5	H: 0 LOB: 0 BB: 0 P: 5	R: 0 E: 0 K: 0 S: 4	H: 1 LOB: 1 BB: 0 P: 4	R: 0 E: 0 K: 0 S: 3	H: 0 LOB: 0 BB: 0 P: 3	R: 0 E: 0 K: 0 S: 4	H: 1 LOB: 1 BB: 0 P: 4	R: 0 E: 0 K: 0 S: 3	H: 1 LOB: 0 BB: 0 P: 3	R: 0 E: 0 K: 2 S: 7	H: 0 LOB: 0 BB: 0 P: 7	R: 0 E: 0 K: 1 S: 5	H: 0 LOB: 0 BB: 0 P: 5	1B: 4 2B: 0 3B: 0 HR: 0	SF: 0 SAC: 2 DP: 1 HBP: 0	WP: 0 PB: 0 SB: 0 CS: 1	PA: 29
<b>PITCHER</b> Dick Ruthven, R ERA: 4.32 (1, 1)	IP: 9.0 WLS: W BF: 29 H: 4 R: 0 ER: 0 SO: 4 BB: 0 IBB: 0 HBP: 0 BLK: 0 WP: 0 HR: 0 S: 37 P: 37 ERA: 0.00 WHIP: 0.444																			

Montreal Expos @ Chicago Cubs  
Wrigley Field, Chicago, IL  
Mon Sep 12 1983, 3:33 AM CDT  
Att: 4,180 - Cloudy - 71 F

AB	27
R	0
H	4
RBI	0
BB	0
SO	4
LOB	7



Batter	1	2	3	4	5	6	7	8	9	AB	R	H	RBI	BB	SO	LOB	BOTTOM														
Dan Rohn, L OBP: 0.385, SLG: 0.750 23 Ryne Sandberg, R (6, PH) (7, 4)	0-0 4-1 2B		0-0 SH E 1B		0-3 K	0-0 2B 1B		0-3 K		2	0	1	0	0	1	0															
Bill Buckner, L OBP: 0.312, SLG: 0.443 Joe Carter, R (8, PH) (9, 7)	0-0 F8		0-0 E 1B		0-0 F9	0-0 1B 2B		0-3 K		4	1	2	1	0	0	1															
Mel Hall, L OBP: 0.353, SLG: 0.503 (1, 8)	0-0 4-1 2-3		0-3 K		0-3 K	0-0 F6		0-0 FC4-6 1-2		5	0	0	0	0	2	6															
Keith Moreland, R OBP: 0.377, SLG: 0.463 Gary Woods, R OBP: 0.293, SLG: 0.314 (7, 9)	0-0 P3		0-0 E5 F4-6-3			0-0 2B 1B				4	1	2	2	0	0	3															
Ron Cey, R OBP: 0.344, SLG: 0.451 Jerry Morales, R OBP: 0.247, SLG: 0.293 Fritzie Connally, R (7, 5)		0-3 K	0-0 F4-6-3			0-0 2B 1B				3	0	1	1	0	1	3															
Carmelo Martinez, R OBP: 0.297, SLG: 0.541 (1, 3)		0-3 K		0-3 K		0-0 2B 1B		0-3 K		4	0	1	0	0	3	0															
Jody Davis, R OBP: 0.312, SLG: 0.473 (1, 2)		0-0 1B		0-0 4-3 2B		0-0 1B E 2B		0-0 F6		4	1	3	1	0	0	0															
Larry Bowa, S OBP: 0.301, SLG: 0.328 (1, 6)		0-0 4-3		0-0 4-3		0-0 E 23 1B		0-3 K		4	1	1	0	0	1	2															
Dick Ruthven, R OBP: 0.241, SLG: 0.263 (1, 1)			0-0 1B SH E 1B		0-0 L8	0-0 E5 23 1B		0-0 FC4-6 1B		4	2	2	1	0	0	3															
<b>Inning Stats</b>	R: 0 E: 0 K: 0 S: 4	H: 1 LOB: 1 BB: 0 P: 4	R: 0 E: 0 K: 2 S: 8	H: 1 LOB: 1 BB: 0 P: 8	R: 1 E: 1 K: 1 S: 8	H: 2 LOB: 2 BB: 0 P: 8	R: 0 E: 0 K: 1 S: 6	H: 1 LOB: 1 BB: 0 P: 6	R: 0 E: 0 K: 2 S: 7	H: 0 LOB: 0 BB: 0 P: 7	R: 7 E: 1 K: 0 S: 11	H: 8 LOB: 2 BB: 0 P: 11	R: 0 E: 0 K: 2 S: 7	H: 0 LOB: 0 BB: 0 P: 7	R: 0 E: 0 K: 2 S: 8	H: 1 LOB: 1 BB: 0 P: 8	1B: 8 2B: 6 3B: 0 HR: 0	SF: 0 SAC: 1 DP: 1 HBP: 0	WP: 0 PB: 0 SB: 0 CS: 0	PA: 39											
<b>PITCHER</b> Steve Rogers, R ERA: 3.02 (1, 1)	IP: 5.1 WLS: L BF: 27 H: 10 R: 6 ER: 6 SO: 6 BB: 0 IBB: 0 HBP: 0 BLK: 0 WP: 0 HR: 0 S: 39 P: 39 ERA: 10.12 WHIP: 1.875																														
Dan Schatzeder, L ERA: 3.19 (6, 1)	0.2	5	3	2	1	0	0	0	0	0	0	5	5	13.50	4.500																
Greg Bargar, R ERA: 5.84 (7, 1)	1.0	3	0	0	0	2	0	0	0	0	0	7	7	0.00	0.000																
Tom Dixon, R ERA: (8, 1)	1.0	4	1	0	0	2	0	0	0	0	0	8	8	0.00	1.000																

Montreal Expos @ Chicago Cubs  
Wrigley Field, Chicago, IL  
Mon Sep 12 1983, 3:33 AM CDT  
Att: 4,180 - Cloudy - 71 F

AB	38
R	8
H	14
RBI	8
BB	0
SO	10
LOB	22













Batter	1	2	3	4	5	6	7	8	9	AB	R	H	RBI	BB	SO	LOB	TOP			
Tim Raines, S OBP: 0.383, SLG: 0.413 (1,7)	F8		K		F8			4-3		4	0	0	0	0	1	2	<b>Montreal Expos @ Philadelphia Phillies</b> Veterans Stadium, Philadelphia, PA Wed Sep 14 1983, 7:05 PM EDT Att: 30,731 - Unknown  <b>AB 33</b> <b>R 0</b> <b>H 5</b> <b>RBI 0</b> <b>BB 1</b> <b>SO 4</b> <b>LOB 12</b>			
Bryan Little, S OBP: 0.344, SLG: 0.307 (1,4)	4-3		F8			G3		E4		4	0	0	0	0	0	1				
Andre Dawson, R OBP: 0.347, SLG: 0.564 (1,8)	F7			6-3		5-3		P5		4	0	0	0	0	0	1				
Al Oliver, L OBP: 0.344, SLG: 0.413 (1,3)		FC6 1B		F8				K		4	0	2	0	0	1	1				
Gary Carter, R OBP: 0.341, SLG: 0.459 (1,2)		K				5-3			F5	4	0	1	0	0	1	2				
Tim Lincecum, R OBP: 0.341, SLG: 0.452 (1,5)				F8	F7				5-3	4	0	0	0	0	0	2				
Terry Francona, L OBP: 0.260, SLG: 0.296 (1,9)			FC6			G3			G3	4	0	1	0	0	0	1				
Doug Flynn, R OBP: 0.273, SLG: 0.299 (7,6)				F8						2	0	0	0	0	0	0				
Terry Crowley, L OBP: 0.354, SLG: 0.189 (7,PH)					F9					1	0	0	0	0	0	1				
Angel Salazar, R OBP: 0.231, SLG: 0.167 (7,6)										0	0	0	0	0	0	0				
Ray Burris, R OBP: 0.310, SLG: 0.289 (5,PH)										0	0	0	0	1	0	0				
Jerry White, S OBP: 0.364, SLG: 0.182 (5,PH)										1	0	1	0	0	0	0				
Bryn Smith, R OBP: 0.167, SLG: 0.167 (7,PH)										0	0	0	0	0	0	0				
Mike Stenhouse, L OBP: 0.219, SLG: 0.172 (7,PH)										1	0	0	0	0	1	1				
Dan Schatzeder, L OBP: 0.200, SLG: 0.200 (7,1)										0	0	0	0	0	0	0				
<b>Inning Stats</b>	R: 0 E: 0 K: 0 S: 3	H: 0 LOB: 0 BB: 0 P: 3	R: 0 E: 0 K: 1 S: 6	H: 1 LOB: 1 BB: 0 P: 6	R: 0 E: 0 K: 1 S: 5	H: 0 LOB: 1 BB: 1 P: 9	R: 0 E: 0 K: 0 S: 4	H: 1 LOB: 1 BB: 0 P: 4	R: 0 E: 0 K: 0 S: 4	H: 1 LOB: 1 BB: 0 P: 4	R: 0 E: 0 K: 1 S: 6	H: 1 LOB: 1 BB: 0 P: 6	R: 0 E: 0 K: 1 S: 6	H: 0 LOB: 0 BB: 0 P: 3	R: 0 E: 0 K: 0 S: 3	H: 0 LOB: 0 BB: 0 P: 3	1B: 3 2B: 2 3B: 0 HR: 0	SF: 0 SAC: 0 DP: 0 HBP: 0	WP: 0 PB: 0 SB: 0 CS: 0	PA: 34
<b>PITCHER</b>	IP WLS BF H R ER SO BB IBB HBP BLK WP HR S P ERA WHIP																			
Marty Bystrom, R ERA: 4.88 (1,1)	9.0 W 34 5 0 0 4 1 0 0 0 0 0 0 41 45 0.00 0.667																			



Batter	1	2	3	4	5	6	7	8	9	AB	R	H	RBI	BB	SO	LOB	BOTTOM				
Juan Samuel, R OBP: 0.309, SLG: 0.460 (1,4)	HR BB		HR 1B		K		K			3	2	1	0	1	2	1	<b>Montreal Expos @ Philadelphia Phillies</b> Veterans Stadium, Philadelphia, PA Wed Sep 14 1983, 7:05 PM EDT Att: 30,731 - Unknown  <b>AB 30</b> <b>R 5</b> <b>H 6</b> <b>RBI 5</b> <b>BB 1</b> <b>SO 12</b> <b>LOB 5</b>				
Len Matuszek, L OBP: 0.222, SLG: 0.333 (1,3)	F8		HR		F9			P6		4	1	1	3	0	0	2					
Mike Schmidt, R OBP: 0.399, SLG: 0.521 (1,5)	HR		K		K			K		4	1	1	2	0	3	1					
Joe Lefebvre, L OBP: 0.398, SLG: 0.527 (1,7)	K		K		K			K		4	0	0	0	0	4	0					
Sixto Lezcano, R OBP: 0.327, SLG: 0.346 (1,9)	F6-3		K			4-3				3	0	0	0	0	1	0					
Greg Gross, L OBP: 0.376, SLG: 0.359 (1,8)		3-1			F8				1B	3	0	1	0	0	0	0					
Ozzie Virgil, R OBP: 0.279, SLG: 0.389 (1,2)		F8			K			K		3	0	0	0	0	2	1					
Ivan De Jesus, R OBP: 0.313, SLG: 0.310 (1,6)		F7			F9			F7		3	0	0	0	0	0	0					
Marty Bystrom, R OBP: 0.243, SLG: 0.235 (1,1)			HR 1B					1-3		3	1	2	0	0	0	0					
<b>Inning Stats</b>	R: 2 E: 0 K: 1 S: 6	H: 1 LOB: 0 BB: 1 P: 10	R: 0 E: 0 K: 0 S: 3	H: 0 LOB: 0 BB: 0 P: 3	R: 3 E: 0 K: 3 S: 12	H: 3 LOB: 0 BB: 0 P: 12	R: 0 E: 0 K: 1 S: 5	H: 0 LOB: 0 BB: 0 P: 5	R: 0 E: 0 K: 2 S: 8	H: 1 LOB: 1 BB: 0 P: 8	R: 0 E: 0 K: 2 S: 8	H: 1 LOB: 1 BB: 0 P: 8	R: 0 E: 0 K: 1 S: 5	H: 0 LOB: 0 BB: 0 P: 5	R: 0 E: 0 K: 2 S: 7	H: 0 LOB: 0 BB: 0 P: 7		1B: 3 2B: 1 3B: 0 HR: 2	SF: 0 SAC: 0 DP: 0 HBP: 0	WP: 0 PB: 0 SB: 1 CS: 0	PA: 31
<b>PITCHER</b>	IP WLS BF H R ER SO BB IBB HBP BLK WP HR S P ERA WHIP																				
Ray Burris, R ERA: 3.69 (5,1)	2.0 L 8 2 0 0 4 0 0 0 0 0 0 0 16 16 0.00 1.000																				
Bryn Smith, R ERA: 2.5 (7,1)	2.0 6 0 0 0 3 0 0 0 0 0 0 0 12 12 0.00 0.000																				





Batter	1	2	3	4	5	6	7	8	9	AB	R	H	RBI	BB	SO	LOB	TOP				
Tim Raines, S OBP: 0.383, SLG: 0.412 (1,7)	F8		4-3 WP 1B	G3		4-3		FC5-4 IBB		4	1	1	0	1	0	1	<b>Montreal Expos @ Philadelphia Phillies</b> Veterans Stadium, Philadelphia, PA Thu Sep 15 1983, 7:05 PM EDT Att: 25,047 - Unknown				
Manny Trillo, R OBP: 0.318, SLG: 0.350 (1,4)	FC1-4 BB		4-3		2B SF9 1B	K		FC5-4		4	1	1	0	1	1	3					
Andre Dawson, R OBP: 0.346, SLG: 0.560 (1,8)	FC1-4		5-3		K			K		4	0	0	0	0	2	4					
Al Oliver, L OBP: 0.344, SLG: 0.416 (1,3)	4-3		3-H 2B		2B			P6		5	1	2	0	0	0	2					
Gary Carter, R OBP: 0.341, SLG: 0.457 (1,2)		6-3	F8		2B IBB			P6		4	0	1	0	1	0	1					
Tim Lincecum, R OBP: 0.340, SLG: 0.450 (1,5)		F9 1B BB		K	SF9			F7		3	0	0	1	1	1	1					
Terry Francona, L OBP: 0.269, SLG: 0.328 (1,9)		FC6-4 1B		HR	FC5 2B			6-3		5	1	3	2	0	0	1					
Doug Flynn, R OBP: 0.275, SLG: 0.301 (1,6)		F9		2B	IBB			F9		3	0	1	0	1	0	2					
Bill Gullickson, R OBP: 0.143, SLG: 0.151 (1,1)		FC6-4		K	FC5			FC5-4 2B		4	0	1	0	0	1	6					
Bob James, R OBP: 0.200, SLG: 0.200 (8,1)		1-2			2-3					0	0	0	0	0	0	0					
<b>Inning Stats</b>	R: 0 E: 0 K: 0 S: 3	H: 0 LOB: 1 BB: 1 P: 7	R: 0 E: 0 K: 0 S: 4	H: 1 LOB: 2 BB: 1 P: 8	R: 1 E: 0 K: 0 S: 5	H: 2 LOB: 1 BB: 0 P: 5	R: 1 E: 0 K: 2 S: 9	H: 2 LOB: 1 BB: 0 P: 9	R: 2 E: 0 K: 1 S: 8	H: 3 LOB: 3 BB: 2 P: 16	R: 0 E: 0 K: 0 S: 3	H: 0 LOB: 0 BB: 0 P: 3	R: 0 E: 0 K: 1 S: 6	H: 1 LOB: 2 BB: 1 P: 10	R: 0 E: 0 K: 0 S: 4	H: 1 LOB: 1 BB: 0 P: 4	1B: 4 2B: 5 3B: 0 HR: 1	SF: 1 SAC: 0 DP: 0 HBP: 1	WP: 1 PB: 0 SB: 1 CS: 0	PA: 43	
<b>PITCHER</b>	IP WLS BF H R ER SO BB IBB HBP BLK WP HR S P ERA WHIP	IP WLS BF H R ER SO BB IBB HBP BLK WP HR S P ERA WHIP	IP WLS BF H R ER SO BB IBB HBP BLK WP HR S P ERA WHIP	IP WLS BF H R ER SO BB IBB HBP BLK WP HR S P ERA WHIP	IP WLS BF H R ER SO BB IBB HBP BLK WP HR S P ERA WHIP	IP WLS BF H R ER SO BB IBB HBP BLK WP HR S P ERA WHIP	IP WLS BF H R ER SO BB IBB HBP BLK WP HR S P ERA WHIP	IP WLS BF H R ER SO BB IBB HBP BLK WP HR S P ERA WHIP	IP WLS BF H R ER SO BB IBB HBP BLK WP HR S P ERA WHIP	IP WLS BF H R ER SO BB IBB HBP BLK WP HR S P ERA WHIP	IP WLS BF H R ER SO BB IBB HBP BLK WP HR S P ERA WHIP	IP WLS BF H R ER SO BB IBB HBP BLK WP HR S P ERA WHIP	IP WLS BF H R ER SO BB IBB HBP BLK WP HR S P ERA WHIP	IP WLS BF H R ER SO BB IBB HBP BLK WP HR S P ERA WHIP	IP WLS BF H R ER SO BB IBB HBP BLK WP HR S P ERA WHIP	IP WLS BF H R ER SO BB IBB HBP BLK WP HR S P ERA WHIP	IP WLS BF H R ER SO BB IBB HBP BLK WP HR S P ERA WHIP	IP WLS BF H R ER SO BB IBB HBP BLK WP HR S P ERA WHIP	IP WLS BF H R ER SO BB IBB HBP BLK WP HR S P ERA WHIP	IP WLS BF H R ER SO BB IBB HBP BLK WP HR S P ERA WHIP	IP WLS BF H R ER SO BB IBB HBP BLK WP HR S P ERA WHIP

AB	36
R	4
H	10
RBI	3
BB	5
SO	5
LOB	21



Batter	1	2	3	4	5	6	7	8	9	AB	R	H	RBI	BB	SO	LOB	BOTTOM					
Joe Morgan, L OBP: 0.397, SLG: 0.370 (1,4)	4-3		F2			P4				3	0	0	0	1	0	0	<b>Montreal Expos @ Philadelphia Phillies</b> Veterans Stadium, Philadelphia, PA Thu Sep 15 1983, 7:05 PM EDT Att: 25,047 - Unknown					
Juan Samuel, R OBP: 0.309, SLG: 0.460 (8,4)								1-2 BB		0	0	0	0	0	0	0						
Len Matuszek, L OBP: 0.226, SLG: 0.429 (1,3)	F2			HR		K		K		4	1	1	1	0	2	3						
Mike Schmidt, R OBP: 0.397, SLG: 0.517 (1,5)	F9			F6-3		K				4	0	0	0	0	1	0						
Joe Lefebvre, L OBP: 0.395, SLG: 0.522 (1,9)		F4-6-3 1B		F7		1-3				4	0	1	0	0	1	0						
Garry Maddox, R OBP: 0.318, SLG: 0.377 (1,8)		F4-6-3		5-3		F7				4	0	0	0	0	1	1						
Greg Gross, L OBP: 0.381, SLG: 0.363 (1,7)				4-3				F6-4-3 1B		3	0	2	0	0	0	0						
Ozzie Virgil, R OBP: 0.273, SLG: 0.380 (1,2)		K				K		F6-4-3		3	0	0	0	0	2	2						
Ivan De Jesus, R OBP: 0.313, SLG: 0.313 (1,6)			F9		F6-3			1B 2B		3	0	1	0	0	0	0						
Kevin Gross, R OBP: 0.138, SLG: 0.143 (1,1)										1	0	0	0	0	1	0						
Von Hayes, L OBP: 0.229, SLG: 0.306 (5, PR)										1	0	0	0	0	0	1						
Ron Reed, R ERA: 3.43 (7,1)										0	0	0	0	0	0	0						
Pete Koska, L OBP: 0.197, SLG: 0.197 (8, PR)										1	0	1	0	0	0	0						
Jeff Stone, L OBP: 0.192, SLG: 0.192 (8, PR)										0	0	0	0	0	0	0						
Willie Hernandez, L OBP: 0.402, SLG: 0.402 (9,1)								2-3 1B		0	0	0	0	0	0	0						
<b>Inning Stats</b>	R: 0 E: 0 K: 0 S: 3	H: 0 LOB: 0 BB: 0 P: 3	R: 0 E: 0 K: 1 S: 6	H: 2 LOB: 1 BB: 0 P: 6	R: 0 E: 0 K: 1 S: 5	H: 0 LOB: 0 BB: 0 P: 5	R: 1 E: 0 K: 0 S: 4	H: 1 LOB: 0 BB: 0 P: 4	R: 0 E: 0 K: 1 S: 5	H: 0 LOB: 0 BB: 0 P: 5	R: 0 E: 0 K: 2 S: 7	H: 0 LOB: 0 BB: 0 P: 7	R: 0 E: 0 K: 1 S: 5	H: 0 LOB: 0 BB: 0 P: 5	R: 0 E: 0 K: 1 S: 7	H: 3 LOB: 3 BB: 1 P: 11	R: 0 E: 0 K: 2 S: 7	H: 0 LOB: 0 BB: 0 P: 7	1B: 4 2B: 1 3B: 0 HR: 1	SF: 0 SAC: 0 DP: 2 HBP: 0	WP: 0 PB: 0 SB: 0 CS: 0	PA: 32
<b>PITCHER</b>	IP WLS BF H R ER SO BB IBB HBP BLK WP HR S P ERA WHIP	IP WLS BF H R ER SO BB IBB HBP BLK WP HR S P ERA WHIP	IP WLS BF H R ER SO BB IBB HBP BLK WP HR S P ERA WHIP	IP WLS BF H R ER SO BB IBB HBP BLK WP HR S P ERA WHIP	IP WLS BF H R ER SO BB IBB HBP BLK WP HR S P ERA WHIP	IP WLS BF H R ER SO BB IBB HBP BLK WP HR S P ERA WHIP	IP WLS BF H R ER SO BB IBB HBP BLK WP HR S P ERA WHIP	IP WLS BF H R ER SO BB IBB HBP BLK WP HR S P ERA WHIP	IP WLS BF H R ER SO BB IBB HBP BLK WP HR S P ERA WHIP	IP WLS BF H R ER SO BB IBB HBP BLK WP HR S P ERA WHIP	IP WLS BF H R ER SO BB IBB HBP BLK WP HR S P ERA WHIP	IP WLS BF H R ER SO BB IBB HBP BLK WP HR S P ERA WHIP	IP WLS BF H R ER SO BB IBB HBP BLK WP HR S P ERA WHIP	IP WLS BF H R ER SO BB IBB HBP BLK WP HR S P ERA WHIP	IP WLS BF H R ER SO BB IBB HBP BLK WP HR S P ERA WHIP	IP WLS BF H R ER SO BB IBB HBP BLK WP HR S P ERA WHIP	IP WLS BF H R ER SO BB IBB HBP BLK WP HR S P ERA WHIP	IP WLS BF H R ER SO BB IBB HBP BLK WP HR S P ERA WHIP	IP WLS BF H R ER SO BB IBB HBP BLK WP HR S P ERA WHIP	IP WLS BF H R ER SO BB IBB HBP BLK WP HR S P ERA WHIP	IP WLS BF H R ER SO BB IBB HBP BLK WP HR S P ERA WHIP	

AB	31
R	1
H	6
RBI	1
BB	1
SO	9
LOB	6





Batter	1	2	3	4	5	6	7	8	9	AB	R	H	RBI	BB	SO	LOB	TOP		
Tim Raines, S (1, 7) OBP: 0.386, SLG: 0.418	0-0 7-4 S 1B		0-0 1-3		4-0 SH3 BB		0-0 2B		0-0 L4 2B	4	0	3	0	1	0	0	<b>Montreal Expos @ Pittsburgh Pirates</b> Three Rivers Stadium, Pittsburgh, PA Fri Sep 16 1983, 7:05 PM EDT Att: 13,057 - Unknown		
Manny Trillo, R (1, 4) OBP: 0.319, SLG: 0.348	4-0 1-2 BB		0-0 6-3		0-0 SH3		4-0 BB		0-0 P6	2	0	0	0	2	0	1			
Andre Dawson, R (1, 8) OBP: 0.343, SLG: 0.555	0-0 F2		0-0 6-3		0-0 L5		0-0 F8		0-0 L4	5	0	0	0	0	0	7			
Al Oliver, L (1, 3) OBP: 0.345, SLG: 0.415	0-0 7-4 2-3			0-0 BB 1B	4-0 IBB		0-0 F6			3	0	1	0	1	0	4			
Gary Carter, R (1, 2) OBP: 0.344, SLG: 0.458		0-0 1B 1B		4-0 1-2 BB	0-0 P6				0-0 G3 1B 1B	3	0	2	0	1	0	3			
Tim Wallach, R (1, 5) OBP: 0.338, SLG: 0.446		0-3 K		0-0 F2		0-3 K			0-3 K	4	0	0	0	0	3	4			
Terry Francona, L (1, 9) OBP: 0.274, SLG: 0.331		0-0 1-2 1B		0-0 L8		0-0 F9			0-0 G3 1B	4	0	2	0	0	0	2			
Doug Flynn, R (1, 6) OBP: 0.273, SLG: 0.299 (8, PH)		0-0 F8		0-3 K		0-3 K			0-0 G3	3	0	0	0	0	2	4			
Terry Crowley, L (8, PH) OBP: 0.347, SLG: 0.184		0-0 F8		0-0 K		0-0 K			1-2 2-3 G3	1	0	0	0	0	0	2			
Angel Salazar, R (8, 6) OBP: 0.231, SLG: 0.167		0-0 F8		0-0 K		0-0 K			1-2 2-3 G3	0	0	0	0	0	0	0			
Charlie Lea, R (1, 1) OBP: 0.119, SLG: 0.092 (7, PH)		0-3 K			0-0 SH3 BB 1B		0-3 K		0-3 K	2	0	1	0	0	1	2			
Brad Mills, L (7, PH) OBP: 0.231, SLG: 0.231		0-0 K								1	0	0	0	0	1	0			
Dan Schatzeder, L (7, 1) OBP: 0.200, SLG: 0.200		0-0 K								0	0	0	0	0	0	0			
Mike Stenhouse, L (8, PH) OBP: 0.212, SLG: 0.167		0-0 K								1	0	0	0	0	1	2			
Jeff Reardon, R (8, 1) OBP: 0.125, SLG: 0.125		0-0 K								0	0	0	0	0	0	0			
<b>Inning Stats</b>	R: 0 E: 0 K: 0 S: 3	H: 1 LOB: 1 BB: 1 P: 7	R: 0 E: 0 K: 2 S: 9	H: 2 LOB: 2 BB: 0 P: 9	R: 0 E: 0 K: 0 S: 3	H: 0 LOB: 0 BB: 0 P: 3	R: 0 E: 0 K: 1 S: 6	H: 1 LOB: 2 BB: 1 P: 10	R: 0 E: 0 K: 0 S: 4	H: 0 LOB: 0 BB: 0 P: 7	R: 0 E: 0 K: 1 S: 6	H: 1 LOB: 2 BB: 1 P: 10	R: 0 E: 0 K: 2 S: 9	H: 2 LOB: 2 BB: 0 P: 9	R: 0 E: 0 K: 0 S: 3	H: 1 LOB: 0 BB: 0 P: 3	1B: 7 2B: 4 3B: 0 HR: 0	SF: 0 SAC: 1 DP: 2 HBP: 0	WP: 0 PA: 39 CS: 0
<b>PITCHER</b> Jose DeLeon, R (1, 1) ERA: 2.27	IP: 9.0 WLS: W BF: 39 H: 9 R: 0 ER: 0 SO: 8 BB: 4 IBB: 1 HBP: 0 BLK: 0 WP: 0 HR: 0 S: 50 P: 70 ERA: 0.00 WHIP: 1.444															<b>PITCHER</b>			

AB	33
R	0
H	9
RBI	0
BB	5
SO	8
LOB	31



Batter	1	2	3	4	5	6	7	8	9	AB	R	H	RBI	BB	SO	LOB	BOTTOM		
Marvell Wynne, L (1, 8) OBP: 0.325, SLG: 0.374	0-0 4-3		0-0 F7		0-0 F8		0-0 F6-3	1-1 2-2 3-1 HR		5	1	1	4	0	0	2	<b>Montreal Expos @ Pittsburgh Pirates</b> Three Rivers Stadium, Pittsburgh, PA Fri Sep 16 1983, 7:05 PM EDT Att: 13,057 - Unknown		
Johnny Ray, S (1, 4) OBP: 0.316, SLG: 0.394	0-0 3-1			0-3 K	0-0 1-1 3B		0-0 L9	0-0 4-3		5	0	1	1	0	1	0			
Dave Parker, L (1, 9) OBP: 0.310, SLG: 0.417	0-0 F8			0-0 WP 1B 2B	0-0 3-1		0-0 1B			4	1	2	0	0	0	1			
Jason Thompson, L (1, 3) OBP: 0.374, SLG: 0.404		0-0 F6-3		0-0 1B 2H 1B		1-0 3B HBP	0-3 K			3	1	1	1	0	1	1			
Mike Easter, L (1, 7) OBP: 0.355, SLG: 0.443		0-0 4-3		0-0 F5		0-0 P4		4-0 BB HR BB		3	1	0	0	1	0	2			
Tony Peña, R (1, 2) OBP: 0.331, SLG: 0.423		0-0 P4		0-0 1-3 1B		0-0 E4 3B		0-0 BB HR 1B		4	2	2	0	0	0	1			
Richie Hebner, L (1, 5) OBP: 0.294, SLG: 0.364			0-0 1-3	0-3 K		0-0 1-1 2-1 3B		0-3 K		4	1	1	2	0	2	4			
Dale Berra, R (1, 6) OBP: 0.325, SLG: 0.357			0-0 F2		0-0 3B 1B		0-0 F7	4-0 HR BB		3	2	1	0	1	0	1			
Jose DeLeon, R (1, 1) OBP: 0.212, SLG: 0.037			0-0 1B		0-3 K		0-0 4-3	0-3 K		4	0	1	0	0	2	4			
<b>Inning Stats</b>	R: 0 E: 0 K: 0 S: 3	H: 0 LOB: 0 BB: 0 P: 3	R: 0 E: 0 K: 0 S: 3	H: 0 LOB: 0 BB: 0 P: 3	R: 0 E: 0 K: 0 S: 4	H: 1 LOB: 1 BB: 0 P: 4	R: 1 E: 0 K: 2 S: 10	H: 3 LOB: 2 BB: 0 P: 10	R: 1 E: 0 K: 1 S: 7	H: 2 LOB: 1 BB: 0 P: 7	R: 3 E: 1 K: 0 S: 5	H: 1 LOB: 0 BB: 0 P: 6	R: 0 E: 0 K: 1 S: 6	H: 1 LOB: 1 BB: 0 P: 6	R: 4 E: 0 K: 2 S: 9	H: 2 LOB: 0 BB: 2 P: 17		1B: 6 2B: 1 3B: 2 HR: 1	SF: 0 SAC: 0 DP: 0 HBP: 1
<b>PITCHER</b> Charlie Lea, R (1, 1) ERA: 3.0	IP: 6.0 WLS: L BF: 27 H: 7 R: 5 ER: 3 SO: 3 BB: 0 IBB: 1 HBP: 0 BLK: 0 WP: 0 HR: 0 S: 32 P: 33 ERA: 4.50 WHIP: 1.167															<b>PITCHER</b>			
Dan Schatzeder, L (7, 1) ERA: 3.07	1.0 4 1 0 0 1 0 0 0 0 0 0 6 6 0.00 1.000																		
Jeff Reardon, R (8, 1) ERA: 3.29	1.0 7 2 4 4 2 2 0 0 0 0 1 9 17 36.00 4.000																		





Batter	1	2	3	4	5	6	7	8	9	10	11	12	13	AB	R	H	RBI	BB	SO	LOB	TOP
Tim Raines, S OBP: 0.388, SLG: 0.417 (1.7)			6-3	G3					4-3					6	0	2	0	0	0	2	
Manny Trillo, R OBP: 0.320, SLG: 0.346 (1.4)	G3					F9						5-3		5	1	1	0	1	1	2	
Andre Dawson, R OBP: 0.345, SLG: 0.555 (1.8)	L6		E7					6-3				F4		5	2	2	1	0	0	1	
Al Oliver, L OBP: 0.347, SLG: 0.414 (1.3)								G3	L1			E5		4	0	1	1	2	0	2	
Gary Carter, R OBP: 0.342, SLG: 0.457 (1.2)	6-3		G1-4-3					F5				FC6-4		6	0	1	1	0	0	4	
Tim Wallach, R OBP: 0.338, SLG: 0.445 (1.5)		E5				FC5-2		1-3					6-3	6	1	2	0	0	0	2	
Terry Francona, L OBP: 0.272, SLG: 0.328 (1.9)		P6						4-3						5	0	1	0	0	1	3	
Tom Dixon, R (13.1)									5-3					0	0	0	0	0	0	0	
Doug Flynn, R OBP: 0.271, SLG: 0.297 (6. PH)		F6-3						F7						3	0	0	1	0	0	2	
Gene Roof, S (6. PH)												4-3		1	0	0	0	0	0	0	
Angel Salazar, R OBP: 0.231, SLG: 0.167 (6.6)														0	0	0	0	0	0	0	
Mike Stenhouse, L OBP: 0.206, SLG: 0.161 (11. PH)														0	0	0	0	0	0	0	
Chris Speier, R OBP: 0.333, SLG: 0.331 (11.6)														1	0	0	0	0	0	0	
Steve Rogers, R OBP: 0.185, SLG: 0.156 (8. PH)														2	0	0	0	0	0	2	
Terry Schoen, R OBP: 0.185, SLG: 0.156 (8. PH)														1	0	0	0	0	0	0	
Bob James, R OBP: 0.185, SLG: 0.156 (8.1)														0	0	0	0	0	0	0	
Dan Schatzeder, L OBP: 0.185, SLG: 0.156 (8.1)														0	0	0	0	0	0	0	
Jeff Reedson, R OBP: 0.185, SLG: 0.156 (8.1)														1	0	0	0	0	0	0	
Tom Dixon, R OBP: 0.185, SLG: 0.156 (13. PH)														0	0	0	0	0	0	0	
Lee Tunnell, R ERA: 3.95 (1.1)	IP: 4.1, WLS: 23, BF: 7, H: 4, R: 4, ER: 4, SO: 1																				
Manny Sarmiento, R ERA: 3.12 (5.1)	IP: 0.1, WLS: 1, BF: 0, H: 0, R: 0, ER: 0, SO: 0																				
Rod Scurrey, L ERA: 5.56 (5.1)	IP: 0.1, WLS: 1, BF: 0, H: 0, R: 0, ER: 0, SO: 0																				
Cecilio Guante, R ERA: 3.21 (6.1)	IP: 2.0, WLS: 7, BF: 1, H: 0, R: 0, ER: 0, SO: 2																				
Kent Tekulve, R ERA: 1.55 (8.1)	IP: 4.0, WLS: 14, BF: 2, H: 0, R: 0, ER: 0, SO: 0																				
<b>Inning Stats</b> R: 0, H: 1, E: 0, K: 0, S: 4 H: 1, LOB: 2, BB: 1, P: 8 R: 0, H: 1, E: 1, K: 1, S: 6 H: 1, LOB: 1, BB: 0, P: 6 R: 2, H: 2, E: 1, K: 0, S: 4 H: 2, LOB: 0, BB: 1, P: 8 R: 1, H: 2, E: 0, K: 0, S: 5 H: 2, LOB: 1, BB: 0, P: 5 R: 1, H: 1, E: 0, K: 1, S: 6 H: 1, LOB: 2, BB: 1, P: 11 R: 0, H: 1, E: 0, K: 2, S: 8 H: 1, LOB: 0, BB: 0, P: 8 R: 0, H: 0, E: 0, K: 0, S: 3 H: 0, LOB: 0, BB: 0, P: 3 R: 0, H: 0, E: 0, K: 0, S: 3 H: 0, LOB: 0, BB: 0, P: 3 R: 0, H: 2, E: 0, K: 0, S: 3 H: 2, LOB: 2, BB: 0, P: 5 R: 0, H: 0, E: 0, K: 0, S: 2 H: 0, LOB: 0, BB: 1, P: 6 R: 0, H: 0, E: 0, K: 2, S: 4 H: 0, LOB: 0, BB: 0, P: 4 R: 0, H: 0, E: 0, K: 2, S: 7 H: 0, LOB: 0, BB: 1, P: 6 R: 0, H: 0, E: 1, K: 0, S: 4 H: 0, LOB: 1, BB: 0, P: 4 R: 0, H: 0, E: 0, K: 2, S: 7 H: 0, LOB: 1, BB: 1, P: 11 1B: 8, 2B: 2, 3B: 0, HR: 0 SF: 0, SAC: 1, DP: 2, HBP: 1 WIP: 0, PB: 0, SB: 2, CS: 0 PA: 54																					

Montreal Expos @ Pittsburgh Pirates  
 Three Rivers Stadium, Pittsburgh, PA  
 Sat Sep 17 1983, 7:05 PM EDT  
 Att. 29,748 - Unknown

AB	47
R	4
H	10
RBI	4
BB	5
SO	6
LOB	21



Batter	1	2	3	4	5	6	7	8	9	10	11	12	13	AB	R	H	RBI	BB	SO	LOB	BOTTOM
Marvell Wynne, L OBP: 0.326, SLG: 0.371 (1.8)	F9				4-3									5	0	1	1	1	2	2	
Johnny Ray, S OBP: 0.315, SLG: 0.392 (1.4)	4-3		3-1		1-3					SH				5	0	1	0	0	0	3	
Dave Parker, L OBP: 0.307, SLG: 0.412 (1.9)	P4			4-3		3-1		F7		1-6-3				6	0	0	0	0	1	3	
Jason Thompson, L OBP: 0.311, SLG: 0.401 (1.3)														4	0	0	0	0	1	0	
Bill Madlock, R OBP: 0.385, SLG: 0.447 (10. PH)					F7			4-3						0	0	0	0	1	0	0	
Gene Tenace, R OBP: 0.351, SLG: 0.262 (10. PR)														1	0	0	0	0	0	0	
Mike Easler, L OBP: 0.360, SLG: 0.448 (8. PR)														4	0	3	0	0	0	0	
Lee Lacy, R OBP: 0.353, SLG: 0.408 (9.7)														0	0	0	0	0	0	0	
Milt May, L OBP: 0.326, SLG: 0.372 (10. PH)														1	0	0	0	0	0	3	
Brian Harper, R OBP: 0.230, SLG: 0.430 (11.7)														0	1	0	0	1	0	0	
Tony Peña, R OBP: 0.331, SLG: 0.422 (1.2)		F6-4-3			F6									6	1	2	0	0	1	6	
Richie Hebner, L OBP: 0.314, SLG: 0.380 (9. PR)														3	3	3	0	1	0	0	
Miguel Dilone, S OBP: 0.284, SLG: 0.254 (9. PR)														0	0	0	0	0	0	0	
Jim Morrison, R OBP: 0.356, SLG: 0.503 (10.5)														1	0	0	0	0	1	0	
Dale Berra, R OBP: 0.325, SLG: 0.359 (1.6)														5	0	2	1	0	1	2	
Lee Tunnell, R ERA: 3.03 (1.1)	IP: 8.0, WLS: 33, BF: 10, H: 4, R: 4, ER: 3, SO: 2																				
Bob James, R ERA: 3.55 (9.1)	IP: 1.1, WLS: 6, BF: 1, H: 0, R: 0, ER: 0, SO: 0																				
Dan Schatzeder, L ERA: 3.07 (10.1)	IP: 0.0, WLS: 1, BF: 0, H: 0, R: 0, ER: 0, SO: 0																				
Jeff Reedson, R ERA: 3.18 (10.1)	IP: 2.2, WLS: 8, BF: 1, H: 0, R: 0, ER: 0, SO: 5																				
Tom Dixon, R ERA: 6.75 (13.1)	IP: 0.2, WLS: 5, BF: 1, H: 1, R: 1, ER: 1, SO: 0																				
<b>Inning Stats</b> R: 0, H: 0, E: 0, K: 0, S: 3 H: 0, LOB: 0, BB: 0, P: 3 R: 0, H: 1, E: 0, K: 1, S: 5 H: 1, LOB: 0, BB: 0, P: 5 R: 1, H: 2, E: 0, K: 1, S: 7 H: 2, LOB: 1, BB: 0, P: 7 R: 0, H: 1, E: 0, K: 1, S: 4 H: 1, LOB: 1, BB: 0, P: 4 R: 1, H: 1, E: 0, K: 0, S: 3 H: 1, LOB: 1, BB: 1, P: 8 R: 0, H: 0, E: 0, K: 0, S: 3 H: 0, LOB: 0, BB: 0, P: 3 R: 2, H: 3, E: 0, K: 0, S: 6 H: 3, LOB: 1, BB: 0, P: 6 R: 0, H: 2, E: 0, K: 0, S: 4 H: 2, LOB: 2, BB: 0, P: 4 R: 0, H: 1, E: 0, K: 0, S: 3 H: 1, LOB: 1, BB: 0, P: 3 R: 0, H: 0, E: 0, K: 2, S: 7 H: 0, LOB: 0, BB: 0, P: 7 R: 0, H: 1, E: 0, K: 2, S: 7 H: 1, LOB: 0, BB: 0, P: 7 R: 1, H: 1, E: 0, K: 0, S: 3 H: 1, LOB: 2, BB: 1, P: 8 1B: 11, 2B: 2, 3B: 0, HR: 0 SF: 0, SAC: 3, DP: 2, HBP: 1 WIP: 0, PB: 1, SB: 0, CS: 1 PA: 53																					

Montreal Expos @ Pittsburgh Pirates  
 Three Rivers Stadium, Pittsburgh, PA  
 Sat Sep 17 1983, 7:05 PM EDT  
 Att. 29,748 - Unknown

AB	45
R	5
H	13
RBI	4
BB	4
SO	7
LOB	21









Batter	1	2	3	4	5	6	7	8	9	AB	R	H	RBI	BB	SO	LOB	TOP					
Lonnie Smith, R OBP: 0.370, SLG: 0.435 (1, 7)	F6		F8		FC5-2-5		K			4	0	0	0	0	1	4						
Ozzie Smith, S OBP: 0.316, SLG: 0.331 (1, 6)	3-1		4-3		G3			P5		4	0	0	0	0	0	2						
Willie McGee, S OBP: 0.316, SLG: 0.375 (1, 8)	K			F6-3		K		F7		4	0	0	0	0	2	0						
Darrell Porter, L OBP: 0.354, SLG: 0.429 (1, 2)		P4		2B 1B		F9		3-1		4	0	1	0	0	0	0						
George Hendrick, R OBP: 0.372, SLG: 0.490 (1, 3)		F3		F7		F7		K		4	0	0	0	0	1	1						
Ken Oberkfell, L OBP: 0.372, SLG: 0.388 (1, 5)		BB		2B				P5		3	0	2	0	1	0	0						
Andy Van Slyke, L OBP: 0.354, SLG: 0.429 (1, 9)		P3		K				F9		3	0	0	0	1	1	3						
Jeff Doyle, S OBP: 0.571, SLG: 0.857 (1, 4)			F8 SH5-4 1B		F8 FC5-2-5 3B		F8			3	0	2	0	0	0	2						
Neil Allen, R OBP: 0.111, SLG: 0.156 (7, PH)			SH5-4		K		K			1	0	0	0	0	1	1						
Steve Braun, L OBP: 0.411, SLG: 0.430 (7, 1)			1-2							1	0	0	0	0	1	2						
Jeff Lanti, R (7, 1)										0	0	0	0	0	0	0						
<b>Inning Stats</b>	R: 0 E: 0 K: 1 S: 5	H: 0 LOB: 0 BB: 0 P: 5	R: 0 E: 0 K: 0 S: 3	H: 0 LOB: 1 BB: 1 P: 7	R: 0 E: 0 K: 0 S: 4	H: 1 LOB: 1 BB: 0 P: 4	R: 0 E: 0 K: 1 S: 7	H: 2 LOB: 2 BB: 0 P: 7	R: 0 E: 0 K: 1 S: 6	H: 1 LOB: 1 BB: 0 P: 6	R: 0 E: 0 K: 1 S: 5	H: 0 LOB: 0 BB: 0 P: 5	R: 0 E: 0 K: 2 S: 8	H: 1 LOB: 2 BB: 1 P: 12	R: 0 E: 0 K: 0 S: 3	H: 0 LOB: 0 BB: 0 P: 3	R: 0 E: 0 K: 1 S: 5	H: 0 LOB: 0 BB: 0 P: 5	1B: 2 2B: 2 3B: 1 HR: 0	SF: 0 SAC: 1 DP: 0 HBP: 0	WP: 0 PB: 0 SB: 0 CS: 0	PA: 34
<b>PITCHER</b> Bryn Smith, R ERA: 2.71 (1, 1)	IP: 9.0 WLS: W BF: 34 H: 5 R: 0 ER: 0 SO: 7 BB: 2 IBB: 0 HBP: 0 BLK: 0 WP: 0 HR: 0 S: 46 P: 54 ERA: 0.00 WHIP: 0.778															<b>PITCHER</b> Bryn Smith, R ERA: 2.71 (1, 1)	IP: 9.0 WLS: W BF: 34 H: 5 R: 0 ER: 0 SO: 7 BB: 2 IBB: 0 HBP: 0 BLK: 0 WP: 0 HR: 0 S: 46 P: 54 ERA: 0.00 WHIP: 0.778					

St. Louis Cardinals @ Montreal Expos  
Olympic Stadium, Montreal, QB  
Mon Sep 19 1983, 7:05 PM EDT  
Unknown

AB 31  
R 0  
H 5  
RBI 0  
BB 2  
SO 7  
LOB 15



Batter	1	2	3	4	5	6	7	8	9	AB	R	H	RBI	BB	SO	LOB	BOTTOM			
Tim Raines, S OBP: 0.388, SLG: 0.418 (1, 9)	1B 2B		G4-3		S BB			G3 S WP BB		2	2	1	0	2	0	1				
Bryan Little, S OBP: 0.343, SLG: 0.306 (1, 4)	L4-3 2H 1B			3-1	F8			G3		4	0	1	1	0	0	3				
Andre Dawson, R OBP: 0.346, SLG: 0.559 (1, 8)	K					G4-6-3 BB		F8		3	0	1	0	1	1	1				
Al Oliver, L OBP: 0.347, SLG: 0.411 (1, 3)	L4-3			K		G4-6-3		6-3		4	0	0	0	0	1	3				
Gary Carter, R OBP: 0.342, SLG: 0.457 (1, 2)		L8		5-3						3	0	1	0	0	0	1				
Terry Francona, L OBP: 0.276, SLG: 0.342 (1, 7)		G3			2B 1B			F2		3	1	1	0	0	0	1				
Tim Wallach, R OBP: 0.339, SLG: 0.447 (1, 5)		P4			F7			F4		3	0	0	0	0	0	1				
Doug Flynn, R OBP: 0.271, SLG: 0.300 (1, 6)			F9					F5-3		3	0	1	1	0	0	0				
Bryn Smith, R OBP: 0.185, SLG: 0.185 (1, 1)				G4-3 1B				1-3		3	0	1	0	0	0	1				
<b>Inning Stats</b>	R: 1 E: 0 K: 1 S: 6	H: 2 LOB: 0 BB: 0 P: 6	R: 0 E: 0 K: 0 S: 3	H: 0 LOB: 0 BB: 0 P: 3	R: 0 E: 0 K: 0 S: 3	H: 1 LOB: 0 BB: 0 P: 3	R: 0 E: 0 K: 1 S: 6	H: 1 LOB: 1 BB: 0 P: 6	R: 1 E: 0 K: 0 S: 5	H: 2 LOB: 2 BB: 1 P: 9	R: 0 E: 0 K: 0 S: 3	H: 1 LOB: 1 BB: 1 P: 7	R: 0 E: 0 K: 0 S: 3	H: 0 LOB: 0 BB: 0 P: 3	R: 1 E: 0 K: 0 S: 3	H: 0 LOB: 0 BB: 1 P: 7	1B: 3 2B: 5 3B: 0 HR: 0	SF: 0 SAC: 0 DP: 3 HBP: 0	WP: 1 PB: 0 SB: 2 CS: 0	PA: 31
<b>PITCHER</b> Neil Allen, R ERA: 3.89 Jeff Lanti, R ERA: 3.04 (7, 1)	IP: 6.0 WLS: L BF: 24 H: 7 R: 2 ER: 2 SO: 2 BB: 2 IBB: 0 HBP: 0 BLK: 0 WP: 0 HR: 0 S: 26 P: 34 ERA: 3.00 WHIP: 1.500															<b>PITCHER</b> Neil Allen, R ERA: 3.89 Jeff Lanti, R ERA: 3.04 (7, 1)	IP: 6.0 WLS: L BF: 24 H: 7 R: 2 ER: 2 SO: 2 BB: 2 IBB: 0 HBP: 0 BLK: 0 WP: 0 HR: 0 S: 26 P: 34 ERA: 3.00 WHIP: 1.500			

St. Louis Cardinals @ Montreal Expos  
Olympic Stadium, Montreal, QB  
Mon Sep 19 1983, 7:05 PM EDT  
Unknown

AB 28  
R 3  
H 7  
RBI 2  
BB 3  
SO 2  
LOB 12









Batter	1	2	3	4	5	6	7	8	9	AB	R	H	RBI	BB	SO	LOB	TOP						
Jeff Doyle, S OBP: 0.286, SLG: 0.429 (1,4)	F8		F6-3			4-3		G1-6-3		4	0	0	0	0	0	3							
Ken Oberkfell, L OBP: 0.370, SLG: 0.386 (1,5) Floyd Rayford, R OBP: 0.277, SLG: 0.343 (7, PR)	F7		F6-3			SF9	2B	6-3		3	0	1	0	0	0	0							
Willie McGee, S OBP: 0.316, SLG: 0.374 (1,8)	5-3		K			4-3				4	0	1	0	0	1	1							
Darrell Porter, L OBP: 0.355, SLG: 0.428 (1,2) Jame Quirk, L OBP: 0.290, SLG: 0.347 (7,2)	L9-3		K					F7		2	0	1	0	1	1	0							
Andy Van Slyke, L OBP: 0.352, SLG: 0.427 (1,7)	L9-3					4-3		G3		3	0	0	1	0	0	2							
Jim Adduci, L (1,3)	K					K		F9		3	0	0	0	0	2	2							
David Green, R OBP: 0.315, SLG: 0.413 (1,9)						F8				3	0	2	0	0	0	0							
Ozzie Smith, S OBP: 0.314, SLG: 0.328 (1,6) Jimmy Sexton, R (6,6)	FC6-4		FC6-4			F9		FC6-4		2	0	0	0	0	0	1							
Bob Forsch, R OBP: 0.332, SLG: 0.396 (5,1) Dave Vonchlien, L OBP: 0.290, SLG: 0.143 (5,1) Steve Baker, R (6, PR) Orlando Sanchez, L (6, PR) Jeff Keener, L (6, PR) Steve Braun, L OBP: 0.400, SLG: 0.427 (6, PR) Ralph Citarella, R (8,1)	SH2-4		SH2-4			K		G1-6-3		0	0	0	0	0	0	0							
<b>Inning Stats</b>	R: 0 E: 0 K: 0 S: 3	H: 0 LOB: 0 BB: 0 P: 3	R: 0 E: 0 K: 1 S: 5	H: 1 LOB: 0 BB: 0 P: 5	R: 0 E: 0 K: 0 S: 4	H: 1 LOB: 1 BB: 0 P: 4	R: 0 E: 0 K: 2 S: 7	H: 0 LOB: 0 BB: 0 P: 7	R: 0 E: 0 K: 1 S: 5	H: 0 LOB: 0 BB: 0 P: 5	R: 1 E: 0 K: 0 S: 4	H: 1 LOB: 2 BB: 1 P: 8	R: 0 E: 0 K: 0 S: 4	H: 2 LOB: 1 BB: 0 P: 4	R: 0 E: 0 K: 0 S: 4	H: 1 LOB: 1 BB: 0 P: 4	1B: 5 2B: 2 3B: 0 HR: 0	SF: 1 SAC: 1 DP: 2 HBP: 0	WP: 0 PB: 0 SB: 0 CS: 0	PA: 32			
<b>PITCHER</b> Bill Gullickson, R ERA: 3.88 (1,1)	IP: 9.0 WLS: W BF: 32 H: 6 R: 1 ER: 1 SO: 5 BB: 1 IBB: 0 HBP: 0 BLK: 0 WP: 0 HR: 0 S: 41 P: 45 ERA: 1.00 WHIP: 0.778											<b>PITCHER</b>	IP: 9.0 WLS: W BF: 32 H: 6 R: 1 ER: 1 SO: 5 BB: 1 IBB: 0 HBP: 0 BLK: 0 WP: 0 HR: 0 S: 41 P: 45 ERA: 1.00 WHIP: 0.778										

St. Louis Cardinals @ Montreal Expos  
Olympic Stadium, Montreal, QB  
Tue Sep 20 1983, 7:05 PM EDT  
Att: 33,669 - Unknown

AB 29  
R 1  
H 6  
RBI 1  
BB 1  
SO 5  
LOB 11



Batter	1	2	3	4	5	6	7	8	9	AB	R	H	RBI	BB	SO	LOB	BOTTOM						
Tim Raines, S OBP: 0.391, SLG: 0.421 (1,7) Mike Stenhouse, L OBP: 0.206, SLG: 0.161 (9,7)	F7		F7			G3				4	1	1	0	1	0	3							
Manny Trillo, R OBP: 0.321, SLG: 0.346 (1,4) Bryan Little, S OBP: 0.345, SLG: 0.308 (8,4)	P6		K			L3		FC5-4		4	0	0	0	0	1	2							
Andre Dawson, R OBP: 0.349, SLG: 0.564 (1,8) Jim Wohlford, R OBP: 0.312, SLG: 0.370 (9,8)			K			F8		FC5-4		5	0	3	0	0	1	1							
Al Oliver, L OBP: 0.347, SLG: 0.410 (1,3) Gene Roof, S (7, PR)	P6					E9		FC5-4		3	1	1	0	0	0	1							
Gary Carter, R OBP: 0.343, SLG: 0.455 (1,2)	6-3					P5				4	2	2	2	1	0	1							
Terry Francona, L OBP: 0.279, SLG: 0.347 (1,9)	6-3					F7		G6-4-3		5	2	2	2	0	0	3							
Tim Wallach, R OBP: 0.344, SLG: 0.449 (1,5)	F3					E5				2	1	1	1	1	0	0							
Doug Flynn, R OBP: 0.270, SLG: 0.298 (1,6) Angel Salazar, R OBP: 0.231, SLG: 0.167 (8,6)	F3					FC6-4		FC6-4		4	0	1	1	0	0	5							
Bill Gullickson, R OBP: 0.160, SLG: 0.208 (1,1)						K				4	1	2	2	0	1	1							
<b>Inning Stats</b>	R: 0 E: 0 K: 0 S: 4	H: 1 LOB: 1 BB: 0 P: 4	R: 0 E: 0 K: 0 S: 3	H: 0 LOB: 1 BB: 1 P: 7	R: 1 E: 0 K: 2 S: 8	H: 1 LOB: 0 BB: 0 P: 8	R: 2 E: 0 K: 0 S: 5	H: 2 LOB: 1 BB: 1 P: 9	R: 4 E: 1 K: 0 S: 7	H: 4 LOB: 1 BB: 0 P: 8	R: 0 E: 0 K: 1 S: 5	H: 0 LOB: 1 BB: 1 P: 9	R: 2 E: 1 K: 0 S: 6	H: 3 LOB: 3 BB: 0 P: 7	R: 1 E: 0 K: 0 S: 5	H: 3 LOB: 1 BB: 0 P: 5	1B: 10 2B: 3 3B: 0 HR: 1	SF: 0 SAC: 0 DP: 1 HBP: 2	WP: 0 PB: 2 SB: 1 CS: 1	PA: 42			
<b>PITCHER</b> Bob Forsch, R ERA: 4.61 (1,1) Dave Vonchlien, L ERA: 3.54 (5,1) Steve Baker, R ERA: 4.22 (5,1) Jeff Keener, R ERA: 7.71 (6,1) Ralph Citarella, R ERA: 4.5 (8,1)	IP: 0.1 WLS: L BF: 21 H: 6 R: 5 ER: 4 SO: 0 BB: 0 IBB: 0 HBP: 0 BLK: 0 WP: 0 HR: 1 S: 23 P: 31 ERA: 8.31 WHIP: 1.846											<b>PITCHER</b>	IP: 0.1 WLS: L BF: 21 H: 6 R: 5 ER: 4 SO: 0 BB: 0 IBB: 0 HBP: 0 BLK: 0 WP: 0 HR: 1 S: 23 P: 31 ERA: 8.31 WHIP: 1.846										

St. Louis Cardinals @ Montreal Expos  
Olympic Stadium, Montreal, QB  
Tue Sep 20 1983, 7:05 PM EDT  
Att: 33,669 - Unknown

AB 37  
R 10  
H 14  
RBI 8  
BB 3  
SO 3  
LOB 19





Batter	1	2	3	4	5	6	7	8	9	AB	R	H	RBI	BB	SO	LOB	TOP					
Joe Morgan, L OBP: 0.368, SLG: 0.406 (1, 4)										4	1	3	0	1	0	1	<b>Philadelphia Phillies @ Montreal Expos</b> Olympic Stadium, Montreal, QB Thu Sep 22 1983, 7:05 PM EDT Unknown					
Len Matuszek, L OBP: 0.239, SLG: 0.460 (1, 3)										4	1	2	2	0	0	2						
Willie Hernandez, L OBP: 0.429, SLG: 0.429 (7, 1)										0	0	0	0	0	0	0						
Ron Reed, R OBP: 0.167, SLG: 0.167 (7, 1)										0	0	0	0	0	0	0						
Von Hayes, L OBP: 0.356, SLG: 0.367 (9, PH)										1	0	0	0	0	0	1						
Al Holland, R (9, 1)										0	0	0	0	0	0	0						
Mike Schmidt, R OBP: 0.400, SLG: 0.516 (1, 5)										4	2	1	1	2	1	4						
Joe Lefebvre, L OBP: 0.391, SLG: 0.524 (6, PH)										2	0	2	3	1	0	0						
Sixto Lezcano, R OBP: 0.326, SLG: 0.348 (6, 9)										2	0	0	0	0	0	2						
Gary Matthews, R OBP: 0.353, SLG: 0.382 (1, 7)										4	0	0	0	1	1	6						
Bob Demier, R OBP: 0.287, SLG: 0.289 (8, PR)										0	1	0	0	0	0	0						
Greg Gross, L OBP: 0.385, SLG: 0.376 (1, 8)										5	0	0	0	0	1	5						
Bo Diaz, R OBP: 0.354 (1, 2)										4	0	2	0	0	1	1						
Jeff Stone, L OBP: 1.000, SLG: 1.000 (7, PR)										0	0	0	0	0	0	0						
Ozzie Virgil, R OBP: 0.280, SLG: 0.414 (7, 2)										1	1	1	2	0	0	0						
Ivan De Jesus, R OBP: 0.321, SLG: 0.326 (1, 6)										4	2	2	1	1	1	1						
John Denny, R OBP: 0.200, SLG: 0.192 (1, 1)										3	0	0	0	0	1	1						
Pete Rose, S OBP: 0.314, SLG: 0.283 (7, PH)										2	1	2	0	0	0	0						
<b>Inning Stats</b>	R: 0 E: 1 K: 0 S: 5	H: 1 LOB: 3 BB: 1 P: 9	R: 1 E: 0 K: 1 S: 7	H: 2 LOB: 1 BB: 0 P: 7	R: 1 E: 0 K: 1 S: 7	H: 2 LOB: 1 BB: 0 P: 7	R: 3 E: 0 K: 2 S: 9	H: 2 LOB: 1 BB: 2 P: 17	R: 0 E: 0 K: 0 S: 4	H: 2 LOB: 1 BB: 0 P: 4	R: 0 E: 0 K: 0 S: 4	H: 1 LOB: 2 BB: 1 P: 8	R: 2 E: 0 K: 1 S: 7	H: 3 LOB: 2 BB: 1 P: 12	R: 2 E: 0 K: 1 S: 6	H: 1 LOB: 1 BB: 1 P: 10	R: 0 E: 0 K: 0 S: 4	H: 1 LOB: 1 BB: 0 P: 4	1B: 6 2B: 5 3B: 1 HR: 3	SF: 0 SAC: 1 DP: 0 HBP: 1	WP: 0 PB: 0 SB: 1 CS: 0	PA: 48
<b>PITCHER</b>	IP WLS BF H R ER SO BB IBB HBP BLK WP HR S P ERA WHIP	IP WLS BF H R ER SO BB IBB HBP BLK WP HR S P ERA WHIP	IP WLS BF H R ER SO BB IBB HBP BLK WP HR S P ERA WHIP	IP WLS BF H R ER SO BB IBB HBP BLK WP HR S P ERA WHIP	IP WLS BF H R ER SO BB IBB HBP BLK WP HR S P ERA WHIP	IP WLS BF H R ER SO BB IBB HBP BLK WP HR S P ERA WHIP	IP WLS BF H R ER SO BB IBB HBP BLK WP HR S P ERA WHIP	IP WLS BF H R ER SO BB IBB HBP BLK WP HR S P ERA WHIP	IP WLS BF H R ER SO BB IBB HBP BLK WP HR S P ERA WHIP	IP WLS BF H R ER SO BB IBB HBP BLK WP HR S P ERA WHIP	IP WLS BF H R ER SO BB IBB HBP BLK WP HR S P ERA WHIP	IP WLS BF H R ER SO BB IBB HBP BLK WP HR S P ERA WHIP	IP WLS BF H R ER SO BB IBB HBP BLK WP HR S P ERA WHIP	IP WLS BF H R ER SO BB IBB HBP BLK WP HR S P ERA WHIP	IP WLS BF H R ER SO BB IBB HBP BLK WP HR S P ERA WHIP	IP WLS BF H R ER SO BB IBB HBP BLK WP HR S P ERA WHIP						
Charlie Lea, R ERA: 3.17 (1, 1)	3.2 L	22 7	5 5	3 3	2 2	1 1	0 0	0 0	0 0	0 0	0 0	0 0	0 0	0 0	0 0	0 0	12.27 2.455					
Ray Burris, R ERA: 3.73 (4, 1)	1.1 5	2 2	0 0	1 1	0 0	0 0	0 0	0 0	0 0	0 0	0 0	0 0	0 0	0 0	0 0	0 0	0.00 1.500					
Dan Schatzeder, L ERA: 3.07 (6, 1)	1.1 8	2 2	2 2	0 0	1 1	1 1	0 0	0 0	0 0	0 0	6 6	14 14	13.50 2.250									
Bob James, R ERA: 3.66 (7, 1)	1.2 9	3 3	2 2	2 2	1 1	0 0	1 1	0 0	0 0	1 1	11 11	16 16	10.80 2.400									
Jeff Reardon, R ERA: 3.69 (9, 1)	1.0 4	1 1	0 0	0 0	0 0	0 0	0 0	0 0	0 0	0 0	4 4	4 4	0.00 1.000									
<b>Batter</b>	<b>1</b>	<b>2</b>	<b>3</b>	<b>4</b>	<b>5</b>	<b>6</b>	<b>7</b>	<b>8</b>	<b>9</b>	<b>AB</b>	<b>R</b>	<b>H</b>	<b>RBI</b>	<b>BB</b>	<b>SO</b>	<b>LOB</b>	<b>BOTTOM</b>					
Tim Raines, S OBP: 0.394, SLG: 0.429 (1, 7)										5	3	4	1	0	0	0	<b>Philadelphia Phillies @ Montreal Expos</b> Olympic Stadium, Montreal, QB Thu Sep 22 1983, 7:05 PM EDT Unknown					
Manny Trillo, R OBP: 0.322, SLG: 0.349 (1, 4)										5	0	2	1	0	0	2						
Andre Dawson, R OBP: 0.349, SLG: 0.564 (1, 8)										4	0	1	1	1	0	2						
Al Oliver, L OBP: 0.349, SLG: 0.412 (1, 3)										5	0	3	1	0	1	2						
Gary Carter, R OBP: 0.340, SLG: 0.451 (1, 2)										4	0	0	0	0	1	5						
Terry Francona, L OBP: 0.274, SLG: 0.340 (1, 9)										4	0	0	0	0	0	1						
Tim Wallach, R OBP: 0.342, SLG: 0.446 (1, 5)										4	0	0	0	0	2	1						
Doug Flynn, R OBP: 0.270, SLG: 0.298 (1, 6)										3	1	1	0	0	0	0						
Bob James, R OBP: 0.167, SLG: 0.167 (7, 1)										0	0	0	0	0	0	0						
Warren Cromartie, L OBP: 0.350, SLG: 0.388 (8, PH)										0	0	0	0	1	0	0						
Jeff Reardon, R OBP: 0.125, SLG: 0.125 (9, 1)										0	0	0	0	0	0	0						
Charlie Lea, R OBP: 0.118, SLG: 0.091 (1, 1)										1	0	0	0	0	0	0						
Ray Burris, R OBP: 0.302, SLG: 0.282 (4, 1)										0	0	0	0	0	0	0						
Gene Roof, S OBP: 0.167, SLG: 0.333 (5, PH)										1	1	1	1	0	0	0						
Dan Schatzeder, L OBP: 0.200, SLG: 0.200 (6, 1)										0	0	0	0	0	0	0						
Chris Spier, R OBP: 0.338, SLG: 0.348 (7, 6)										2	1	1	2	0	1	0						
<b>Inning Stats</b>	R: 1 E: 0 K: 0 S: 5	H: 3 LOB: 1 BB: 0 P: 5	R: 0 E: 0 K: 1 S: 5	H: 0 LOB: 0 BB: 0 P: 5	R: 0 E: 0 K: 0 S: 4	H: 2 LOB: 1 BB: 0 P: 4	R: 0 E: 0 K: 0 S: 4	H: 1 LOB: 1 BB: 0 P: 4	R: 3 E: 0 K: 1 S: 9	H: 4 LOB: 1 BB: 0 P: 9	R: 0 E: 0 K: 0 S: 3	H: 0 LOB: 0 BB: 0 P: 3	R: 1 E: 0 K: 2 S: 9	H: 2 LOB: 2 BB: 1 P: 13	R: 2 E: 0 K: 1 S: 6	H: 1 LOB: 0 BB: 0 P: 10	R: 0 E: 0 K: 0 S: 3	H: 0 LOB: 0 BB: 0 P: 3	1B: 8 2B: 3 3B: 0 HR: 2	SF: 0 SAC: 0 DP: 0 HBP: 0	WP: 0 PB: 0 SB: 1 CS: 1	PA: 40
<b>PITCHER</b>	IP WLS BF H R ER SO BB IBB HBP BLK WP HR S P ERA WHIP	IP WLS BF H R ER SO BB IBB HBP BLK WP HR S P ERA WHIP	IP WLS BF H R ER SO BB IBB HBP BLK WP HR S P ERA WHIP	IP WLS BF H R ER SO BB IBB HBP BLK WP HR S P ERA WHIP	IP WLS BF H R ER SO BB IBB HBP BLK WP HR S P ERA WHIP	IP WLS BF H R ER SO BB IBB HBP BLK WP HR S P ERA WHIP	IP WLS BF H R ER SO BB IBB HBP BLK WP HR S P ERA WHIP	IP WLS BF H R ER SO BB IBB HBP BLK WP HR S P ERA WHIP	IP WLS BF H R ER SO BB IBB HBP BLK WP HR S P ERA WHIP	IP WLS BF H R ER SO BB IBB HBP BLK WP HR S P ERA WHIP	IP WLS BF H R ER SO BB IBB HBP BLK WP HR S P ERA WHIP	IP WLS BF H R ER SO BB IBB HBP BLK WP HR S P ERA WHIP	IP WLS BF H R ER SO BB IBB HBP BLK WP HR S P ERA WHIP	IP WLS BF H R ER SO BB IBB HBP BLK WP HR S P ERA WHIP	IP WLS BF H R ER SO BB IBB HBP BLK WP HR S P ERA WHIP	IP WLS BF H R ER SO BB IBB HBP BLK WP HR S P ERA WHIP						
John Denny, R ERA: 2.4 (1, 1)	6.0 W	26 10	4 4	2 2	0 0	0 0	0 0	0 0	0 0	0 0	1 1	8 8	12 12	13.50 4.500								
Willie Hernandez, L ERA: 3.32 (7, 1)	0.2 5	2 2	1 1	1 1	1 1	0 0	0 0	0 0	0 0	1 1	7 7	11 11	13.50 1.500									
Ron Reed, R ERA: 3.44 (7, 1)	1.1 6	1 1	2 2	2 2	1 1	0 0	0 0	0 0	0 0	1 1	7 7	11 11	13.50 1.500									
Al Holland, L ERA: 2.29 (9, 1)	1.0 S	3 3	0 0	0 0	0 0	0 0	0 0	0 0	0 0	0 0	3 3	3 3	0.00 0.000									



Batter	1	2	3	4	5	6	7	8	9	AB	R	H	RBI	BB	SO	LOB	TOP																					
Joe Morgan, L (1,4) OBP: 0.370, SLG: 0.407 Kiko Garcia, R (8,4) OBP: 0.347, SLG: 0.431	0-0 1B		0-3 K		0-0 4-3 1B		4-0 1B 1B	0-0 F8		4	1	2	0	1	1	1	Philadelphia Phillies @ Montreal Expos Olympic Stadium, Montreal, QB Thu Sep 22 1983, 7:05 PM EDT Att: 47,364 - Unknown																					
Len Matuszek, L (1,3) OBP: 0.254, SLG: 0.436	0-0 F8		0-0 F8		0-0 4-3		0-0 1B E	0-0 F7		5	1	1	2	0	0	4																						
Mike Schmidt, R (1,5) OBP: 0.400, SLG: 0.515	0-3 K			0-0 L7	0-0 P5		0-0 E8 1B		0-0 G4-6-3 1B	5	1	2	1	0	1	3																						
Joe Lefebvre, L (1,9) OBP: 0.388, SLG: 0.516	0-0 F8			0-0 F6		0-3 K	4-0 1B 1B		0-0 G4-6-3 1B	4	0	0	0	1	1	2																						
Gary Matthews, R (1,7) OBP: 0.355, SLG: 0.386 Bob Demier, R (9,8) OBP: 0.287, SLG: 0.289		0-3 K		0-0 F8		4-0 CS BB	0-0 1B 1B		0-0 1B 2B	4	1	2	1	1	1	0																						
Greg Gross, L (1,8) OBP: 0.393, SLG: 0.387		4-0 CS BB			0-0 1B S 1B	0-0 1-2 2B	0-0 L8		0-0 FC6 1B	4	1	3	1	1	0	2																						
Bo Diaz, R (1,2) OBP: 0.291, SLG: 0.355		0-3 K			0-0 1B 4-3 1B	0-0 5-3	0-0 1-2 2-3 1B		0-0 FC6	5	1	2	0	0	1	3																						
Ivan De Jesus, R (1,6) OBP: 0.322, SLG: 0.328				0-0 E5		0-0 4-3 1B 3-H 1B				4	1	2	1	0	1	3																						
Charles Hudson, S (1,1) OBP: 0.148, SLG: 0.098			0-3 K		0-0 P3		0-0 SH5-4 1-2		0-3 K	3	0	0	0	0	2	3																						
<b>Inning Stats</b>	R: 0 E: 0 K: 1 S: 6	H: 1 LOB: 1 BB: 0 P: 6	R: 0 E: 0 K: 2 S: 6	H: 0 LOB: 0 BB: 1 P: 10	R: 0 E: 1 K: 2 S: 8	H: 0 LOB: 1 BB: 0 P: 8	R: 0 E: 0 K: 0 S: 3	H: 0 LOB: 0 BB: 0 P: 3	R: 2 E: 0 K: 0 S: 7	H: 4 LOB: 2 BB: 0 P: 7	R: 0 E: 0 K: 1 S: 5	H: 1 LOB: 1 BB: 1 P: 9	R: 4 E: 1 K: 1 S: 10	H: 5 LOB: 3 BB: 2 P: 18	R: 0 E: 0 K: 1 S: 5	H: 0 LOB: 0 BB: 0 P: 5		R: 1 E: 0 K: 0 S: 5	H: 3 LOB: 1 BB: 0 P: 5	1B: 12 2B: 2 3B: 0 HR: 0	SF: 0 SAC: 1 DP: 1 HBP: 0	WP: 0 PB: 0 SB: 1 CS: 2	PA: 43															
<b>PITCHER</b>	IP WLS BF	H R ER SO	BB IBB HBP BLK	WP HR S P	ERA WHIP	<b>PITCHER</b>										IP WLS BF	H R ER SO	BB IBB HBP BLK	WP HR S P	ERA WHIP																		
Steve Rogers, R (1,1) ERA: 3.16	6.1	L	32	10	6	6	6	2	2	0	0	0	0	0	0	40	56	8.53	1.895																			
Jeff Reardon, R (7,1) ERA: 3.07	2.2		11	4	1	1	2	0	0	0	0	0	0	0	0	15	15	3.38	1.500																			

AB	38
R	7
H	14
RBI	6
BB	4
SO	8
LOB	21



Batter	1	2	3	4	5	6	7	8	9	AB	R	H	RBI	BB	SO	LOB	BOTTOM																				
Tim Raines, S (1,7) OBP: 0.395, SLG: 0.429	4-0 S BB		0-0 1-3			0-0 S 1B	0-3 K			3	1	1	0	1	1	2	Philadelphia Phillies @ Montreal Expos Olympic Stadium, Montreal, QB Thu Sep 22 1983, 7:05 PM EDT Att: 47,364 - Unknown																				
Manny Trillo, R (1,4) OBP: 0.321, SLG: 0.347	0-0 L8		0-0 F7			4-0 1B BB		0-0 5-3		3	0	0	0	1	0	2																					
Andre Dawson, R (1,8) OBP: 0.347, SLG: 0.560	0-0 F3			0-0 F8		0-3 K		0-0 F9		4	0	0	0	0	1	3																					
Al Oliver, L (1,3) OBP: 0.348, SLG: 0.411	0-0 G3			0-0 4-3		0-0 1-2 2-H 1B		0-0 5-3		4	0	1	1	0	0	1																					
Terry Francona, L (1,9) OBP: 0.270, SLG: 0.335 Jeff Reardon, R (7,1) OBP: 0.125, SLG: 0.125 Brad Mills, L (9,PH) OBP: 0.333, SLG: 0.231		0-3 K		0-0 6-3		0-0 F5		4-0 G6-4-3 BB		3	0	0	0	0	1	2																					
Gary Carter, R (1,2) OBP: 0.338, SLG: 0.448		0-0 F5			0-0 F2	0-0 F2		0-0 G6-4-3		4	0	0	0	0	0	3																					
Tim Wallach, R (1,5) OBP: 0.341, SLG: 0.443		0-3 K			4-0 FC4 BB		0-0 F7		0-3 K	3	0	0	0	1	2	0																					
Doug Flynn, R (1,6) OBP: 0.269, SLG: 0.297 Warren Cromartie, L (7,PH) OBP: 0.349, SLG: 0.387 Angel Salazar, R (8,6) OBP: 0.231, SLG: 0.167			0-0 F9		0-0 FC4		0-0 L9			2	0	0	0	0	0	1																					
Steve Rogers, R (1,1) OBP: 0.173, SLG: 0.165 Gene Roof, S (7,9) OBP: 0.286, SLG: 0.571			0-0 1-3 1B		0-0 F9					2	0	1	0	0	0	1																					
<b>Inning Stats</b>	R: 0 E: 0 K: 0 S: 3	H: 0 LOB: 1 BB: 1 P: 7	R: 0 E: 0 K: 2 S: 7	H: 0 LOB: 0 BB: 0 P: 7	R: 0 E: 0 K: 0 S: 4	H: 1 LOB: 1 BB: 0 P: 4	R: 0 E: 0 K: 0 S: 3	H: 0 LOB: 0 BB: 0 P: 3	R: 0 E: 0 K: 0 S: 3	H: 0 LOB: 1 BB: 1 P: 7	R: 1 E: 0 K: 1 S: 7	H: 2 LOB: 2 BB: 1 P: 11	R: 0 E: 0 K: 1 S: 6	H: 1 LOB: 1 BB: 0 P: 6	R: 0 E: 0 K: 0 S: 3	H: 0 LOB: 0 BB: 0 P: 3		R: 0 E: 0 K: 1 S: 4	H: 0 LOB: 0 BB: 1 P: 8	1B: 3 2B: 1 3B: 0 HR: 0	SF: 0 SAC: 0 DP: 1 HBP: 0	WP: 0 PB: 0 SB: 2 CS: 0	PA: 34														
<b>PITCHER</b>	IP WLS BF	H R ER SO	BB IBB HBP BLK	WP HR S P	ERA WHIP	<b>PITCHER</b>										IP WLS BF	H R ER SO	BB IBB HBP BLK	WP HR S P	ERA WHIP																	
Charles Hudson, R (1,1) ERA: 3.25	9.0	W	34	4	1	1	5	4	0	0	0	0	0	0	0	40	56	1.00	0.889																		

AB	30
R	1
H	4
RBI	1
BB	4
SO	5
LOB	15






Batter	1	2	3	4	5	6	7	8	9	AB	R	H	RBI	BB	SO	LOB	TOP					
<b>Marvell Wynne, L</b> OBP: 0.326, SLG: 0.368 (1, 8)										5	2	1	0	1	1	3	<b>Pittsburgh Pirates @ Montreal Expos</b> Olympic Stadium, Montreal, QB Fri Sep 23 1983, 7:05 PM EDT Att: 37,115 - Unknown					
<b>Johnny Ray, S</b> OBP: 0.316, SLG: 0.397 (1, 4)										4	1	1	0	1	1	2						
<b>Dave Parker, L</b> OBP: 0.417, SLG: 0.417 <b>Doug Frobel, L</b> OBP: 0.333, SLG: 0.542 (1, 9) (7, 9)										4	1	1	0	0	1	4						
<b>Jason Thompson, L</b> OBP: 0.378, SLG: 0.408 (1, 3)										4	2	2	2	1	0	2						
<b>Mike Easter, L</b> OBP: 0.358, SLG: 0.456 (1, 7)										5	2	3	4	0	1	1						
<b>Tony Peña, R</b> OBP: 0.335, SLG: 0.434 (1, 2)										4	2	2	3	1	0	2						
<b>Richie Hebner, L</b> OBP: 0.335, SLG: 0.413 (1, 5)										4	0	1	1	0	0	0						
<b>Dale Berra, R</b> OBP: 0.330, SLG: 0.362 (1, 6)										5	0	1	0	0	0	2						
<b>Rick Rhoden, R</b> OBP: 0.133, SLG: 0.145 (1, 1)										5	0	1	0	0	0	2						
<b>Inning Stats</b>	R: 5 E: 0 K: 1 S: 8	H: 3 LOB: 0 BB: 2 P: 16	R: 0 E: 0 K: 0 S: 3	H: 0 LOB: 1 BB: 1 P: 7	R: 0 E: 0 K: 1 S: 5	H: 0 LOB: 0 BB: 0 P: 5	R: 0 E: 0 K: 0 S: 3	H: 0 LOB: 0 BB: 0 P: 3	R: 1 E: 1 K: 0 S: 6	H: 3 LOB: 2 BB: 0 P: 6	R: 0 E: 0 K: 0 S: 3	H: 1 LOB: 1 BB: 0 P: 4	R: 2 E: 1 K: 0 S: 8	H: 3 LOB: 2 BB: 1 P: 12	R: 0 E: 0 K: 0 S: 5	H: 1 LOB: 1 BB: 0 P: 5		R: 2 E: 0 K: 1 S: 8	H: 3 LOB: 1 BB: 0 P: 8	1B: 10 2B: 2 3B: 0 HR: 3	SF: 0 SAC: 0 DP: 1 HBP: 1	WP: 1 PB: 0 SB: 0 CS: 0
<b>PITCHER</b>	IP WLS BF H R ER SO BB IBB HBP BLK WP HR S P ERA WHIP																					
<b>Scott Sanderson, R</b> ERA: 4.65 (1, 1)	2.0 L 12 3 3 5 5 1 3 0 0 0 0 0 2 11 23 22.50 3.000																					
<b>Chris Welsh, L</b> ERA: 4.42 (3, 1)	2.2 11 3 1 0 1 0 0 0 0 0 0 0 13 13 0.00 1.125																					
<b>Dan Schatzeder, L</b> ERA: 3.21 (5, 1)	2.0 11 4 2 2 1 0 1 1 0 0 0 0 13 16 9.00 2.000																					
<b>Greg Bargar, R</b> ERA: 7.11 (7, 1)	1.1 6 1 0 0 0 0 0 0 0 0 0 0 6 6 0.00 0.750																					
<b>Tom Dixon, R</b> ERA: 9.82 (9, 1)	1.0 6 3 2 2 1 0 0 0 0 0 1 1 8 8 18.00 3.000																					
Batter	1	2	3	4	5	6	7	8	9	AB	R	H	RBI	BB	SO	LOB	BOTTOM					
<b>Tim Raines, S</b> OBP: 0.394, SLG: 0.426 (1, 7)										3	1	0	0	1	0	0	<b>Pittsburgh Pirates @ Montreal Expos</b> Olympic Stadium, Montreal, QB Fri Sep 23 1983, 7:05 PM EDT Att: 37,115 - Unknown					
<b>Bryan Little, S</b> OBP: 0.341, SLG: 0.304 (1, 4)										4	0	0	0	0	0	1						
<b>Andre Dawson, R</b> OBP: 0.346, SLG: 0.557 <b>Tom Dixon, R</b> (1, 8) (9, 1)										3	0	0	0	1	3	1						
<b>Al Oliver, L</b> OBP: 0.348, SLG: 0.414 <b>Greg Bargar, R</b> OBP: 0.167, SLG: 0.167 <b>Gene Roof, S</b> OBP: 0.250, SLG: 0.500 (1, 3) (7, 1) (9, 8)										3	0	1	1	0	0	1						
<b>Tim Wallach, R</b> OBP: 0.340, SLG: 0.442 <b>Dan Schatzeder, L</b> OBP: 0.200, SLG: 0.200 <b>Brad Mills, L</b> OBP: 0.294, SLG: 0.200 (1, 5) (5, 1) (7, 3)										2	0	0	0	0	1	1						
<b>Terry Francona, L</b> OBP: 0.285, SLG: 0.329 (1, 9)										4	0	0	0	0	0	0						
<b>Doug Flynn, R</b> OBP: 0.299, SLG: 0.296 <b>Warren Cromartie, L</b> OBP: 0.351, SLG: 0.387 <b>Angel Salazar, R</b> OBP: 0.286, SLG: 0.231 (1, 6) (5, PH) (6, 6)										1	0	0	0	0	0	0						
<b>Bobby Ramos, R</b> OBP: 0.333, SLG: 0.298 (1, 2)										3	0	1	0	0	0	1						
<b>Scott Sanderson, R</b> OBP: 0.143, SLG: 0.214 <b>Chris Welsh, L</b> OBP: 0.283, SLG: 0.222 <b>Chris Speier, R</b> OBP: 0.336, SLG: 0.345 (1, 1) (3, 1) (5, 5)										0	0	0	0	0	0	0						
<b>Inning Stats</b>	R: 1 E: 0 K: 2 S: 8	H: 1 LOB: 1 BB: 1 P: 12	R: 0 E: 0 K: 0 S: 3	H: 0 LOB: 0 BB: 0 P: 3	R: 0 E: 0 K: 0 S: 3	H: 0 LOB: 0 BB: 0 P: 3	R: 0 E: 0 K: 1 S: 5	H: 0 LOB: 0 BB: 0 P: 5	R: 0 E: 0 K: 0 S: 3	H: 0 LOB: 1 BB: 1 P: 7	R: 0 E: 0 K: 0 S: 3	H: 2 LOB: 2 BB: 0 P: 5	R: 0 E: 0 K: 1 S: 5	H: 0 LOB: 0 BB: 0 P: 5	R: 0 E: 0 K: 0 S: 3	H: 0 LOB: 0 BB: 0 P: 3		1B: 2 2B: 0 3B: 1 HR: 0	SF: 0 SAC: 0 DP: 0 HBP: 0	WP: 0 PB: 0 SB: 1 CS: 0	PA: 33	
<b>PITCHER</b>	IP WLS BF H R ER SO BB IBB HBP BLK WP HR S P ERA WHIP																					
<b>Rick Rhoden, R</b> ERA: 3.12 (1, 1)	9.0 W 33 3 3 1 1 4 3 0 0 0 0 0 38 50 1.00 0.667																					

AB 41  
R 10  
H 14  
RBI 10  
BB 4  
SO 4  
LOB 18



AB 30  
R 1  
H 3  
RBI 1  
BB 3  
SO 4  
LOB 8





Batter	1	2	3	4	5	6	7	8	9	AB	R	H	RBI	BB	SO	LOB	TOP								
Marvell Wynne, L OBP: 0.323, SLG: 0.364 (1, 8)										4	0	0	0	0	1	1									
Johnny Ray, S OBP: 0.320, SLG: 0.397 (1, 4)										4	0	2	0	0	1	0									
Dave Parker, L OBP: 0.312, SLG: 0.416 (1, 9)										4	0	1	0	0	1	1									
Jason Thompson, L OBP: 0.378, SLG: 0.407 (1, 3)										4	0	1	0	0	1	3									
Mike Easter, L OBP: 0.354, SLG: 0.451 (1, 7)										4	0	0	0	0	0	2									
Tony Peña, R OBP: 0.335, SLG: 0.432 (1, 2)										2	0	0	0	1	1	0									
Richie Hebner, L OBP: 0.329, SLG: 0.404 (1, 5)										3	0	0	0	0	0	1									
Dale Berra, R OBP: 0.330, SLG: 0.364 (1, 6)										3	1	1	0	0	2	0									
John Candelaria, L OBP: 0.200, SLG: 0.154 Cecilio Guante, R OBP: 0.167, SLG: 0.091 (1, 1) (6, 1)										2	0	1	1	0	1	0									
<b>Inning Stats</b>	R: 0 E: 0 K: 2 S: 7	H: 0 LOB: 0 BB: 0 P: 7	R: 0 E: 0 K: 0 S: 3	H: 0 LOB: 1 BB: 1 P: 7	R: 0 E: 0 K: 2 S: 7	H: 0 LOB: 0 BB: 0 P: 7	R: 0 E: 0 K: 0 S: 4	H: 2 LOB: 1 BB: 0 P: 4	R: 1 E: 0 K: 1 S: 7	H: 2 LOB: 1 BB: 0 P: 7	R: 0 E: 0 K: 1 S: 5	H: 1 LOB: 0 BB: 0 P: 5	R: 0 E: 0 K: 0 S: 3	H: 0 LOB: 0 BB: 0 P: 3	R: 0 E: 0 K: 3 S: 9	H: 0 LOB: 0 BB: 0 P: 9	R: 0 E: 0 K: 0 S: 4	H: 1 LOB: 1 BB: 0 P: 4	1B: 4 2B: 2 3B: 0 HR: 0	SF: 0 SAC: 0 DP: 1 HBP: 0	WP: 0 PB: 0 SB: 0 CS: 1	PA: 32			
<b>PITCHER</b>	IP	WLS	BF	H	R	ER	SO	BB	IBB	HBP	BLK	WP	HR	S	P	ERA	WHIP								
Bryn Smith, R ERA: 2.64 Jeff Reardon, R ERA: 3.0	(1, 1) (8, 1)	7.0 2.0	L 7	25 1	5 0	1 0	6 3	1 0	0 0	0 0	0 0	0 0	0 0	36 13	40 13	1.29 0.00	0.857 0.500								

Pittsburgh Pirates @ Montreal Expos  
Olympic Stadium, Montreal, QB  
Sat Sep 24 1983, 3:33 AM EDT  
Att: 43,359 - Unknown

livebaseballscorecards.com

AB 31  
R 1  
H 6  
RBI 1  
BB 1  
SO 9  
LOB 8

Batter	1	2	3	4	5	6	7	8	9	AB	R	H	RBI	BB	SO	LOB	BOTTOM								
Tim Raines, S OBP: 0.393, SLG: 0.425 (1, 7)										4	0	1	0	0	2	2									
Manny Trillo, R OBP: 0.318, SLG: 0.343 (1, 4)										4	0	0	0	0	1	1									
Andre Dawson, R OBP: 0.346, SLG: 0.555 (1, 8)										4	0	1	0	0	1	1									
Gary Carter, R OBP: 0.339, SLG: 0.449 (1, 2)										3	0	1	0	1	0	1									
Tim Wallach, R OBP: 0.338, SLG: 0.439 (1, 5)										4	0	0	0	0	1	3									
Jim Wehlford, R OBP: 0.308, SLG: 0.365 Gene Roof, S OBP: 0.200, SLG: 0.400 (1, 9) (6, PH) (7, 9)										2	0	0	0	0	2	0									
Mike Vail, R OBP: 0.330, SLG: 0.359 Warren Cromartie, L OBP: 0.351, SLG: 0.387 (1, 3) (7, PH) (8, 3)										1	0	1	0	1	0	0									
Doug Flynn, R OBP: 0.267, SLG: 0.294 (1, 6)										3	0	0	0	0	3										
Bryn Smith, R OBP: 0.207, SLG: 0.179 Al Oliver, L OBP: 0.348, SLG: 0.413 Jeff Reardon, R OBP: 0.125, SLG: 0.125 (1, 1) (7, PH) (8, 1)										1	0	0	0	1	0	0									
<b>Inning Stats</b>	R: 0 E: 0 K: 0 S: 5	H: 2 LOB: 2 BB: 0 P: 5	R: 0 E: 0 K: 2 S: 8	H: 1 LOB: 2 BB: 1 P: 12	R: 0 E: 0 K: 0 S: 3	H: 0 LOB: 0 BB: 0 P: 3	R: 0 E: 0 K: 2 S: 7	H: 0 LOB: 1 BB: 1 P: 11	R: 0 E: 0 K: 2 S: 7	H: 0 LOB: 0 BB: 0 P: 7	R: 0 E: 0 K: 1 S: 5	H: 0 LOB: 1 BB: 1 P: 9	R: 0 E: 0 K: 0 S: 3	H: 1 LOB: 0 BB: 0 P: 3	R: 0 E: 0 K: 0 S: 4	H: 1 LOB: 1 BB: 0 P: 4	R: 0 E: 0 K: 1 S: 5	H: 0 LOB: 0 BB: 0 P: 5	1B: 4 2B: 1 3B: 0 HR: 0	SF: 0 SAC: 0 DP: 1 HBP: 0	WP: 0 PB: 0 SB: 0 CS: 0	PA: 34			
<b>PITCHER</b>	IP	WLS	BF	H	R	ER	SO	BB	IBB	HBP	BLK	WP	HR	S	P	ERA	WHIP								
John Candelaria, L ERA: 3.23 Cecilio Guante, R ERA: 3.36	(1, 1) (6, 1)	5.0 4.0	W S	20 14	2 2	0 0	0 2	2 1	0 0	0 0	0 0	0 0	0 0	30 17	38 21	0.00 0.00	1.000 0.750								

Pittsburgh Pirates @ Montreal Expos  
Olympic Stadium, Montreal, QB  
Sat Sep 24 1983, 3:33 AM EDT  
Att: 43,359 - Unknown

livebaseballscorecards.com

AB 31  
R 0  
H 5  
RBI 0  
BB 3  
SO 8  
LOB 13



Batter	1	2	3	4	5	6	7	8	9	AB	R	H	RBI	BB	SO	LOB	TOP												
Marvell Wynne, L OBP: 0.322, SLG: 0.363 (1, 8)	0-0 1B 1B		0-0 4-3		0-0 P6			0-3 K		4	1	1	0	0	1	1	<b>Pittsburgh Pirates @ Montreal Expos</b> Olympic Stadium, Montreal, QB Sun Sep 25 1983, 3:33 AM EDT Att: 37,602 - Unknown <a href="http://livebaseballscorecards.com">livebaseballscorecards.com</a>												
Johnny Ray, S OBP: 0.319, SLG: 0.396 (1, 4)	0-0 1B 1B		0-0 P4		0-0 F9			0-0 L9		4	1	1	0	0	0	1													
Dave Parker, L OBP: 0.312, SLG: 0.415 (1, 9)	0-0 1B 1B		0-0 F7		0-0 4-3			0-0 F5		4	0	1	1	1	0	0													
Jason Thompson, L OBP: 0.378, SLG: 0.407 (1, 3)	0-0 1B 1B			0-0 G3 1B		0-0 4-3		0-0 4-3		4	0	2	1	0	0	0													
Mike Easter, L OBP: 0.353, SLG: 0.452 (1, 7)	0-0 F6			0-0 G3			0-0 F8		0-0 2B	4	1	1	0	0	0	2													
Tony Peña, R OBP: 0.336, SLG: 0.435 (1, 2)	0-0 1B			0-0 P5			0-0 F8		0-0 2B	4	0	2	1	0	0	1													
Richie Hebner, L OBP: 0.324, SLG: 0.396 (7, 1)			0-0 F9		0-0 G3			0-0 F5		3	0	0	0	0	0	1													
Lee Mazzilli, S OBP: 0.366, SLG: 0.337 (9, PH)								0-0 3-1		0	0	0	0	0	0	0													
Dale Berra, R OBP: 0.330, SLG: 0.365 (1, 6)			0-0 4-3		0-0 1-3			0-0 2B		3	0	1	0	0	0	0													
Larry McWilliams, L OBP: 0.127, SLG: 0.128 (1, 1)			0-0 4-3		0-3 K			0-0 5-3		2	0	0	0	0	1	0													
Jim Morrison, R OBP: 0.347, SLG: 0.490 (7, 5)										1	0	0	0	0	0	1													
<b>Inning Stats</b>	R: 2 E: 0 K: 0 S: 6	H: 5 LOB: 2 BB: 0 P: 6	R: 0 E: 0 K: 0 S: 3	H: 0 LOB: 0 BB: 0 P: 3	R: 0 E: 0 K: 0 S: 4	H: 1 LOB: 1 BB: 0 P: 4	R: 0 E: 0 K: 0 S: 5	H: 0 LOB: 0 BB: 0 P: 5	R: 0 E: 0 K: 0 S: 3	H: 0 LOB: 0 BB: 0 P: 3	R: 0 E: 0 K: 0 S: 3	H: 0 LOB: 0 BB: 0 P: 3	R: 0 E: 0 K: 0 S: 6	H: 1 LOB: 1 BB: 0 P: 6	R: 1 E: 0 K: 0 S: 5	H: 2 LOB: 1 BB: 0 P: 5	1B: 6 2B: 3 3B: 0 HR: 0	SF: 0 SAC: 0 DP: 0 HBP: 0	WP: 0 PB: 0 SB: 0 CS: 0	PA: 34									
<b>PITCHER</b>	IP WLS BF H R ER SO BB IBB HBP BLK WP HR S P ERA WHIP	IP WLS BF H R ER SO BB IBB HBP BLK WP HR S P ERA WHIP																	IP WLS BF H R ER SO BB IBB HBP BLK WP HR S P ERA WHIP										
Bill Gullickson, R ERA: 3.66 (1, 1)	8.2 W 33	9 3	3 3	2 2	0 0	0 0	0 0	0 0	0 0	0 0	1 1	0.00 0.000																	ERA WHIP
Jeff Reardon, R ERA: 2.99 (9, 1)	0.1 S 1	0 0	0 0	0 0	0 0	0 0	0 0	0 0	0 0	0 0	1 1	0.00 0.000																	ERA WHIP

Batter	1	2	3	4	5	6	7	8	9	AB	R	H	RBI	BB	SO	LOB	BOTTOM											
Angel Salazar, R OBP: 0.222, SLG: 0.176 (1, 6)	0-3 K		0-0 F9		0-0 4-3		0-3 K		0-0 FC6-4	4	0	0	0	0	2	2	<b>Pittsburgh Pirates @ Montreal Expos</b> Olympic Stadium, Montreal, QB Sun Sep 25 1983, 3:33 AM EDT Att: 37,602 - Unknown <a href="http://livebaseballscorecards.com">livebaseballscorecards.com</a>											
Terry Crowley, L OBP: 0.340, SLG: 0.190 (8, PH)										1	0	0	0	0	0	2												
Doug Flynn, R OBP: 0.267, SLG: 0.294 (9, 6)										0	0	0	0	0	0	0												
Manny Trillo, R OBP: 0.320, SLG: 0.345 (1, 4)	0-0 3B 1B		0-0 F9		0-0 1B SF9		0-0 L8			4	2	2	0	0	0	1												
Tim Raines, S OBP: 0.394, SLG: 0.425 (1, 7)	0-3 K		4-0 1B BB		0-0 SF9 1B		0-0 4-3			3	1	1	0	1	1	1												
Andre Dawson, R OBP: 0.348, SLG: 0.558 (1, 8)	0-0 1B 3B		0-3 K		4-0 SF9 1B IBB		4-0 BB			2	2	1	1	2	1	1												
Gary Carter, R OBP: 0.340, SLG: 0.450 (1, 2)	0-0 1B		0-0 1B		0-0 SF9		0-0 G4-3-6-3			3	0	2	2	0	0	1												
Al Oliver, L OBP: 0.349, SLG: 0.414 (1, 3)	0-0 F7		0-0 L6		0-0 1B			0-0 FC4-6 1B		4	0	2	2	0	0	3												
Jim Wohlford, R ERA: 3.24 Warren Cromartie, L OBP: 0.353, SLG: 0.387 (1, 9)			0-0 F9		0-0 1-3		0-0 F3		4-0 FC4-6 BB	3	0	0	0	0	0	1												
Chris Speier, R OBP: 0.334, SLG: 0.344 (1, 5)			0-0 6-3		0-0 6-3			0-0 FC4-6 FC6-4		4	0	1	0	0	0	2												
Bill Gullickson, R OBP: 0.167, SLG: 0.213 (1, 1)			0-0 1B		0-3 K		0-0 SH1-4 1B		0-3 K	3	0	1	0	0	2	2												
Jeff Reardon, R OBP: 0.125, SLG: 0.125 (9, 1)										0	0	0	0	0	0	0												
<b>Inning Stats</b>	R: 2 E: 0 K: 2 S: 10	H: 3 LOB: 1 BB: 0 P: 10	R: 0 E: 0 K: 0 S: 4	H: 1 LOB: 1 BB: 0 P: 4	R: 0 E: 0 K: 1 S: 6	H: 1 LOB: 2 BB: 1 P: 10	R: 0 E: 0 K: 1 S: 5	H: 0 LOB: 0 BB: 0 P: 5	R: 3 E: 0 K: 0 S: 6	H: 3 LOB: 1 BB: 1 P: 10	R: 0 E: 0 K: 1 S: 6	H: 1 LOB: 0 BB: 0 P: 6	R: 0 E: 0 K: 0 S: 2	H: 0 LOB: 0 BB: 1 P: 6	R: 0 E: 0 K: 1 S: 6	H: 1 LOB: 2 BB: 1 P: 10	1B: 9 2B: 0 3B: 1 HR: 0	SF: 1 SAC: 1 DP: 1 HBP: 0	WP: 0 PB: 0 SB: 0 CS: 0	PA: 37								
<b>PITCHER</b>	IP WLS BF H R ER SO BB IBB HBP BLK WP HR S P ERA WHIP	IP WLS BF H R ER SO BB IBB HBP BLK WP HR S P ERA WHIP																	IP WLS BF H R ER SO BB IBB HBP BLK WP HR S P ERA WHIP									
Larry McWilliams, L ERA: 1.65 (7, 1)	6.1 L 31	5 5	1 0	0 1	1 0	0 0	0 0	0 0	0 0	7 11	0.00 1.200																	ERA WHIP
Kent Tekulve, R ERA: 1.65 (7, 1)	1.2 6	1 0	0 0	1 1	0 0	0 0	0 0	0 0	0 0	7 11	0.00 1.200																	ERA WHIP









Batter	1	2	3	4	5	6	7	8	9	AB	R	H	RBI	BB	SO	LOB	TOP						
Terry Francona, L OBP: 0.272, SLG: 0.352	6-3	HR		HBP 1B		2B		1B		5	1	4	2	0	0	0	<b>Montreal Expos @ St. Louis Cardinals</b> Busch Stadium, St. Louis, MO Tue Sep 27 1983, 7:05 PM CDT Att: 13,949 - Unknown						
Manny Trillo, R OBP: 0.319, SLG: 0.342 Bryan Little, S OBP: 0.339, SLG: 0.302	E	K		HBP		4-3		F9		2	1	1	0	0	1	0							
Andre Dawson, R OBP: 0.344, SLG: 0.551	E1 HR	F3		4-6-3-4-5				F8		5	1	0	0	0	0	4							
Al Oliver, L OBP: 0.347, SLG: 0.411	E7 HR	K				F7		6-3		5	2	2	1	0	1	0							
Tim Raines, S OBP: 0.395, SLG: 0.433	HR			G6-4-3 BB		S 1B		6-3		4	2	3	4	1	0	0							
Gary Carter, R OBP: 0.337, SLG: 0.445	F8			G6-4-3		K		6-3		4	0	0	1	0	1	2							
Chris Speier, R OBP: 0.332, SLG: 0.341	5-3					5-3		4-3 S 1B		5	1	2	0	0	1	1							
Angel Salazar, R OBP: 0.208, SLG: 0.261		1B		F9		F9		4-3		4	1	1	0	0	0	2							
Charlie Lea, R OBP: 0.141, SLG: 0.130 Bob James, R OBP: 0.286, SLG: 0.286	HR 1B			1B		5-3		1B		3	1	2	1	0	0	0							
				2B				1B		1	0	1	1	0	0	0							
<b>Inning Stats</b>	R: 4 E: 2 K: 0 S: 7	H: 3 LOB: 0 BB: 0 P: 7	R: 3 E: 0 K: 2 S: 10	H: 3 LOB: 0 BB: 0 P: 10	R: 0 E: 0 K: 0 S: 3	H: 1 LOB: 1 BB: 1 P: 7	R: 0 E: 0 K: 0 S: 3	H: 2 LOB: 2 BB: 0 P: 4	R: 0 E: 0 K: 1 S: 6	H: 1 LOB: 1 BB: 0 P: 6	R: 0 E: 0 K: 0 S: 4	H: 0 LOB: 0 BB: 0 P: 3	R: 1 E: 0 K: 0 S: 6	H: 3 LOB: 2 BB: 0 P: 6	R: 2 E: 0 K: 1 S: 7	H: 2 LOB: 0 BB: 0 P: 7	1B: 10 2B: 2 3B: 3 HR: 2	SF: 1 SAC: 0 DP: 1 HBP: 1	WP: 0 PB: 0 SB: 2 CS: 0	PA: 43			
<b>PITCHER</b>	IP WLS BF H R ER SO BB IBB HBP BLK WP HR S P ERA WHIP	IP WLS BF H R ER SO BB IBB HBP BLK WP HR S P ERA WHIP	IP WLS BF H R ER SO BB IBB HBP BLK WP HR S P ERA WHIP	IP WLS BF H R ER SO BB IBB HBP BLK WP HR S P ERA WHIP	IP WLS BF H R ER SO BB IBB HBP BLK WP HR S P ERA WHIP	IP WLS BF H R ER SO BB IBB HBP BLK WP HR S P ERA WHIP	IP WLS BF H R ER SO BB IBB HBP BLK WP HR S P ERA WHIP	IP WLS BF H R ER SO BB IBB HBP BLK WP HR S P ERA WHIP	IP WLS BF H R ER SO BB IBB HBP BLK WP HR S P ERA WHIP	IP WLS BF H R ER SO BB IBB HBP BLK WP HR S P ERA WHIP	IP WLS BF H R ER SO BB IBB HBP BLK WP HR S P ERA WHIP	IP WLS BF H R ER SO BB IBB HBP BLK WP HR S P ERA WHIP	IP WLS BF H R ER SO BB IBB HBP BLK WP HR S P ERA WHIP	IP WLS BF H R ER SO BB IBB HBP BLK WP HR S P ERA WHIP	IP WLS BF H R ER SO BB IBB HBP BLK WP HR S P ERA WHIP	IP WLS BF H R ER SO BB IBB HBP BLK WP HR S P ERA WHIP	IP WLS BF H R ER SO BB IBB HBP BLK WP HR S P ERA WHIP	IP WLS BF H R ER SO BB IBB HBP BLK WP HR S P ERA WHIP	IP WLS BF H R ER SO BB IBB HBP BLK WP HR S P ERA WHIP	IP WLS BF H R ER SO BB IBB HBP BLK WP HR S P ERA WHIP	IP WLS BF H R ER SO BB IBB HBP BLK WP HR S P ERA WHIP	IP WLS BF H R ER SO BB IBB HBP BLK WP HR S P ERA WHIP	
John Stuper, R ERA: 3.61	1.0	1.0	2.0	2.0	2.0	2.0	2.0	2.0	2.0	1.0	1.0	1.0	1.0	1.0	1.0	1.0	54.00	6.000					
Dave LaPoint, L ERA: 3.95	2.1	2.0	2.0	2.0	2.0	2.0	2.0	2.0	2.0	2.0	2.0	2.0	2.0	2.0	2.0	2.0	0.00	0.000					
Steve Baker, R ERA: 3.94	3.1	3.0	3.0	3.0	3.0	3.0	3.0	3.0	3.0	3.0	3.0	3.0	3.0	3.0	3.0	3.0	0.00	2.000					
Ralph Citarella, R ERA: 1.64	5.1	5.0	5.0	5.0	5.0	5.0	5.0	5.0	5.0	5.0	5.0	5.0	5.0	5.0	5.0	5.0	0.00	1.000					
Dave Vonohlen, L ERA: 3.33	7.1	7.0	7.0	7.0	7.0	7.0	7.0	7.0	7.0	7.0	7.0	7.0	7.0	7.0	7.0	7.0	4.50	1.500					
John Stuper, R ERA: 3.61	1.0	1.0	2.0	2.0	2.0	2.0	2.0	2.0	2.0	1.0	1.0	1.0	1.0	1.0	1.0	1.0	54.00	6.000					
Dave LaPoint, L ERA: 3.95	2.1	2.0	2.0	2.0	2.0	2.0	2.0	2.0	2.0	2.0	2.0	2.0	2.0	2.0	2.0	2.0	0.00	0.000					
Steve Baker, R ERA: 3.94	3.1	3.0	3.0	3.0	3.0	3.0	3.0	3.0	3.0	3.0	3.0	3.0	3.0	3.0	3.0	3.0	0.00	2.000					
Ralph Citarella, R ERA: 1.64	5.1	5.0	5.0	5.0	5.0	5.0	5.0	5.0	5.0	5.0	5.0	5.0	5.0	5.0	5.0	5.0	0.00	1.000					
Dave Vonohlen, L ERA: 3.33	7.1	7.0	7.0	7.0	7.0	7.0	7.0	7.0	7.0	7.0	7.0	7.0	7.0	7.0	7.0	7.0	4.50	1.500					
<b>Inning Stats</b>	R: 1 E: 0 K: 1 S: 8	H: 3 LOB: 2 BB: 0 P: 8	R: 0 E: 0 K: 0 S: 4	H: 2 LOB: 2 BB: 0 P: 4	R: 2 E: 1 K: 1 S: 7	H: 2 LOB: 1 BB: 1 P: 11	R: 0 E: 0 K: 0 S: 3	H: 0 LOB: 1 BB: 1 P: 7	R: 0 E: 0 K: 0 S: 4	H: 2 LOB: 1 BB: 0 P: 4	R: 0 E: 0 K: 0 S: 3	H: 0 LOB: 1 BB: 1 P: 7	R: 1 E: 0 K: 0 S: 5	H: 2 LOB: 1 BB: 0 P: 5	R: 0 E: 0 K: 0 S: 4	H: 2 LOB: 1 BB: 0 P: 4	R: 0 E: 0 K: 0 S: 3	H: 0 LOB: 1 BB: 1 P: 7	1B: 9 2B: 2 3B: 1 HR: 0	SF: 2 SAC: 0 DP: 1 HBP: 0	WP: 1 PB: 0 SB: 1 CS: 0	PA: 42	
<b>PITCHER</b>	IP WLS BF H R ER SO BB IBB HBP BLK WP HR S P ERA WHIP	IP WLS BF H R ER SO BB IBB HBP BLK WP HR S P ERA WHIP	IP WLS BF H R ER SO BB IBB HBP BLK WP HR S P ERA WHIP	IP WLS BF H R ER SO BB IBB HBP BLK WP HR S P ERA WHIP	IP WLS BF H R ER SO BB IBB HBP BLK WP HR S P ERA WHIP	IP WLS BF H R ER SO BB IBB HBP BLK WP HR S P ERA WHIP	IP WLS BF H R ER SO BB IBB HBP BLK WP HR S P ERA WHIP	IP WLS BF H R ER SO BB IBB HBP BLK WP HR S P ERA WHIP	IP WLS BF H R ER SO BB IBB HBP BLK WP HR S P ERA WHIP	IP WLS BF H R ER SO BB IBB HBP BLK WP HR S P ERA WHIP	IP WLS BF H R ER SO BB IBB HBP BLK WP HR S P ERA WHIP	IP WLS BF H R ER SO BB IBB HBP BLK WP HR S P ERA WHIP	IP WLS BF H R ER SO BB IBB HBP BLK WP HR S P ERA WHIP	IP WLS BF H R ER SO BB IBB HBP BLK WP HR S P ERA WHIP	IP WLS BF H R ER SO BB IBB HBP BLK WP HR S P ERA WHIP	IP WLS BF H R ER SO BB IBB HBP BLK WP HR S P ERA WHIP	IP WLS BF H R ER SO BB IBB HBP BLK WP HR S P ERA WHIP	IP WLS BF H R ER SO BB IBB HBP BLK WP HR S P ERA WHIP	IP WLS BF H R ER SO BB IBB HBP BLK WP HR S P ERA WHIP	IP WLS BF H R ER SO BB IBB HBP BLK WP HR S P ERA WHIP	IP WLS BF H R ER SO BB IBB HBP BLK WP HR S P ERA WHIP	IP WLS BF H R ER SO BB IBB HBP BLK WP HR S P ERA WHIP	IP WLS BF H R ER SO BB IBB HBP BLK WP HR S P ERA WHIP
Charlie Lea, R ERA: 3.2	6.2	6.2	6.2	6.2	6.2	6.2	6.2	6.2	6.2	6.2	6.2	6.2	6.2	6.2	6.2	6.2	4.05	2.100					
Bob James, R ERA: 3.5	7.1	7.1	7.1	7.1	7.1	7.1	7.1	7.1	7.1	7.1	7.1	7.1	7.1	7.1	7.1	7.1	0.00	1.286					

AB	40
R	10
H	16
RBI	10
BB	1
SO	4
LOB	12



AB	35
R	4
H	12
RBI	4
BB	5
SO	3
LOB	18









Batter	1	2	3	4	5	6	7	8	9	AB	R	H	RBI	BB	SO	LOB	TOP																
Tim Raines, S OBP: 0.394, SLG: 0.432 (1, 7)										4	1	1	0	1	0	1	<b>Montreal Expos @ New York Mets</b> Shea Stadium, Flushing, NY Sat Oct 01 1983, 3:33 AM EDT Att: 12,144 - Unknown																
Bryan Little, S OBP: 0.348, SLG: 0.319 (1, 4) Mike Fuentes, R OBP: 0.250, SLG: 0.250 (9, PH)										4	0	2	2	0	0	0																	
Andre Dawson, R OBP: 0.341, SLG: 0.544 (1, 8)										5	0	0	0	0	0	5																	
Mike Stenhouse, L OBP: 0.216, SLG: 0.176 (1, 3) Jim Wohlford, R OBP: 0.297, SLG: 0.355 (7, PH) (7, 9)										3	1	1	0	0	1	2																	
Terry Francona, L OBP: 0.279, SLG: 0.360 (1, 9) (7, 3)										4	0	2	0	0	0	1																	
Gary Carter, R OBP: 0.336, SLG: 0.444 (1, 2)										4	0	1	0	0	0	3																	
Tim Wallach, R OBP: 0.337, SLG: 0.436 (1, 5)										3	0	0	1	0	0	2																	
Angel Salazar, R OBP: 0.219, SLG: 0.258 (1, 6)										4	0	1	0	0	1	2																	
Bill Gullickson, R OBP: 0.174, SLG: 0.232 (1, 1) Brad Mills, L OBP: 0.333, SLG: 0.250 (7, PH) Jeff Reardon, R OBP: 0.125, SLG: 0.125 (7, 1) Mike Vail, R OBP: 0.326, SLG: 0.354 (9, PH)											2	1	1	0	0	0		2															
<b>Inning Stats</b>	R: 0 E: 0 K: 0 S: 3	H: 0 LOB: 0 BB: 0 P: 3	R: 1 E: 0 K: 0 S: 6	H: 3 LOB: 2 BB: 0 P: 6	R: 0 E: 1 K: 1 S: 6	H: 0 LOB: 1 BB: 0 P: 6	R: 0 E: 0 K: 0 S: 4	H: 1 LOB: 1 BB: 0 P: 4	R: 1 E: 0 K: 0 S: 5	H: 2 LOB: 1 BB: 0 P: 5	R: 0 E: 0 K: 0 S: 4	H: 1 LOB: 1 BB: 0 P: 4	R: 2 E: 0 K: 0 S: 6	H: 3 LOB: 1 BB: 0 P: 6	R: 0 E: 0 K: 1 S: 5	H: 0 LOB: 0 BB: 1 P: 5		R: 0 E: 0 K: 2 S: 7	H: 0 LOB: 1 BB: 1 P: 11	1B: 7 2B: 3 3B: 0 HR: 0	SF: 2 SAC: 0 DP: 0 HBP: 0	WP: 1 PB: 0 CS: 0	PA: 39										
<b>PITCHER</b>	IP WLS BF H R ER SO BB IBB HBP BLK WP HR S P ERA WHIP																																
Tom Seaver, R ERA: 3.55 (1, 1)	1.0	W 3	0	0	0	0	0	0	0	0	0	0	0	3	3	0.00	0.000																
Brent Gaff, R ERA: 8.1 (2, 1)	5.1	W 27	10	4	4	1	0	0	0	0	1	0	29	29	6.75	1.875																	
Carlos Diaz, L ERA: 2.05 (7, 1)	2.2	S 9	0	0	0	3	1	0	0	0	0	0	14	18	0.00	0.375																	

AB 36  
R 4  
H 10  
RBI 4  
BB 1  
SO 4  
LOB 19



Batter	1	2	3	4	5	6	7	8	9	AB	R	H	RBI	BB	SO	LOB	BOTTOM															
Mookie Wilson, S OBP: 0.301, SLG: 0.369 (1, 8)										4	1	2	0	0	0	0	<b>Montreal Expos @ New York Mets</b> Shea Stadium, Flushing, NY Sat Oct 01 1983, 3:33 AM EDT Att: 12,144 - Unknown															
Hubie Brooks, R OBP: 0.285, SLG: 0.323 (1, 5)										4	1	1	1	0	0	1																
Daryl Strawberry, L OBP: 0.330, SLG: 0.512 (1, 9) Danny Heep, L OBP: 0.320, SLG: 0.381 (2, 9)										0	1	0	0	0	0	0																
George Foster, R OBP: 0.291, SLG: 0.423 (1, 7)										4	1	1	3	0	1	1																
Gary Rajsich, L OBP: 0.364, SLG: 0.467 (1, 3)										3	1	3	0	0	0	0																
Bob Bailor, R OBP: 0.290, SLG: 0.282 (1, 6)										4	0	2	0	0	0	1																
Brian Giles, R OBP: 0.306, SLG: 0.296 (1, 4)										4	0	1	1	0	0	2																
Junior Ortiz, R OBP: 0.268, SLG: 0.275 (1, 2)										4	0	0	0	0	2	2																
Tom Seaver, R OBP: 0.225, SLG: 0.219 (1, 1) Brent Gaff, R (2, 1) Carlos Diaz, R (7, 1)										0	0	0	0	0	0	0																
<b>Inning Stats</b>	R: 4 E: 0 K: 0 S: 6	H: 4 LOB: 0 BB: 0 P: 7	R: 0 E: 0 K: 0 S: 4	H: 1 LOB: 1 BB: 0 P: 4	R: 1 E: 0 K: 0 S: 6	H: 3 LOB: 2 BB: 0 P: 6	R: 0 E: 0 K: 1 S: 5	H: 0 LOB: 0 BB: 0 P: 5	R: 0 E: 0 K: 1 S: 5	H: 0 LOB: 2 BB: 0 P: 5	R: 0 E: 0 K: 1 S: 5	H: 1 LOB: 1 BB: 1 P: 9	R: 0 E: 0 K: 1 S: 5	H: 0 LOB: 0 BB: 0 P: 5	1B: 6 2B: 3 3B: 0 HR: 1	SF: 0 SAC: 0 DP: 1 HBP: 2		WP: 0 PB: 0 CS: 0	PA: 35													
<b>PITCHER</b>	IP WLS BF H R ER SO BB IBB HBP BLK WP HR S P ERA WHIP																															
Bill Gullickson, R ERA: 3.75 (1, 1)	6.0	L 28	9	5	5	3	0	0	0	0	0	0	32	34	7.50	1.500																
Jeff Reardon, R ERA: 2.89 (7, 1)	2.0	7	1	0	0	2	1	0	0	0	0	0	10	14	0.00	1.000																

AB 32  
R 5  
H 10  
RBI 5  
BB 1  
SO 5  
LOB 7






Batter	1	2	3	4	5	6	7	8	9	AB	R	H	RBI	BB	SO	LOB	TOP			
Tim Raines, S (1,7) OBP: 0.391, SLG: 0.429	F4		F8			F7		F7		4	0	0	0	0	0	1				
Bryan Little, S (1,4) OBP: 0.351, SLG: 0.324	4-3 2B				F9	L4				4	0	2	0	0	0	1				
Terry Francona, L (1,9) OBP: 0.274, SLG: 0.354	4-3 2-3			K				F8		4	0	0	0	0	1	2				
Andre Dawson, R (1,8) OBP: 0.339, SLG: 0.541	6-3			5-3				F8		3	0	0	0	0	0	1				
Gary Carter, R (1,2) OBP: 0.336, SLG: 0.444		F8				F6		PO 1B		3	0	1	0	0	0	0				
Mike Stenhouse, L (1,3) OBP: 0.200, SLG: 0.162		F5			4-3		PO 1-2	F8		3	0	0	0	0	0	0				
Tim Wallach, R (1,5) OBP: 0.335, SLG: 0.434						F7			F9	3	0	0	0	0	0	0				
Angel Salazar, R (1,6) OBP: 0.229, SLG: 0.294			4-3						F8	3	0	1	0	0	0	0				
Charlie Lea, R (1,1) OBP: 0.139, SLG: 0.129										1	0	0	0	0	0	0				
Terry Crowley, L (9, PH) OBP: 0.327, SLG: 0.162			F9			SH2-4 2B			F6	1	0	0	0	0	0	0				
<b>Inning Stats</b>	R: 0 E: 0 K: 0 S: 4	H: 1 LOB: 1 BB: 0 P: 4	R: 0 E: 0 K: 0 S: 3	H: 0 LOB: 0 BB: 0 P: 3	R: 0 E: 0 K: 1 S: 5	H: 0 LOB: 0 BB: 0 P: 5	R: 0 E: 0 K: 0 S: 3	H: 0 LOB: 0 BB: 0 P: 3	R: 0 E: 0 K: 0 S: 4	H: 1 LOB: 1 BB: 0 P: 4	R: 0 E: 0 K: 0 S: 3	H: 1 LOB: 0 BB: 0 P: 3	R: 0 E: 0 K: 0 S: 3	H: 0 LOB: 0 BB: 0 P: 3	R: 0 E: 0 K: 0 S: 4	H: 1 LOB: 1 BB: 0 P: 4	1B: 2 2B: 2 3B: 0 HR: 0	SF: 0 SAC: 1 DP: 0 HBP: 0	WP: 0 PB: 0 CS: 0	PA: 31
<b>PITCHER</b> Walt Terrell, R (1,1) ERA: 3.57	IP: 9.0 WLS: W BF: 30 H: 4 R: 0 ER: 0 SO: 1 BB: 0 IBB: 0 HBP: 0 BLK: 0 WP: 0 HR: 0 S: 32 P: 32 ERA: 0.00 WHIP: 0.444															<b>PITCHER</b>				

**Montreal Expos @ New York Mets**  
Shea Stadium, Flushing, NY  
Sun Oct 02 1983, 3:33 AM EDT  
Unknown

AB	29
R	0
H	4
RBI	0
BB	0
SO	1
LOB	5



Batter	1	2	3	4	5	6	7	8	9	AB	R	H	RBI	BB	SO	LOB	BOTTOM			
Mookie Wilson, S (1,8) OBP: 0.300, SLG: 0.367	5-3		F6			FC6-4 S 1-2		5-3		4	0	0	0	0	0	1				
Hubie Brooks, R (1,5) OBP: 0.284, SLG: 0.321	F8			1-3		F6 1-2		6-3		4	0	0	0	0	0	1				
Danny Heep, L (1,9) OBP: 0.324, SLG: 0.394		HR		L9			1B BB			2	1	1	1	1	0	0				
George Foster, R (1,7) OBP: 0.291, SLG: 0.422	5-3			F5			BB 1B			3	0	1	0	0	0	0				
Gary Rajsich, L (1,3) OBP: 0.333, SLG: 0.424			F8			F6		F7		3	0	0	0	0	0	2				
Ron Hodges, L (1,2) OBP: 0.381, SLG: 0.308		G3			K			F5		3	0	0	0	0	1	2				
Brian Giles, R (1,4) OBP: 0.308, SLG: 0.297					4-3				BB 1-2	2	0	1	0	1	0	0				
José Oquendo, S (1,6) OBP: 0.260, SLG: 0.244										2	0	0	0	0	1	0				
Rusty Staub, L (7, PH) OBP: 0.366, SLG: 0.412		PO		5-3		K		F1		1	0	0	0	0	0	3				
Ron Gardenhire, R (8,6) OBP: 0.100, SLG: 0.069										0	0	0	0	0	0	0				
Walt Terrell, L (1,1) OBP: 0.200, SLG: 0.409				3-1					K FC6-4 1B	3	0	1	0	0	1	0				
<b>Inning Stats</b>	R: 1 E: 0 K: 0 S: 4	H: 1 LOB: 0 BB: 0 P: 4	R: 0 E: 0 K: 0 S: 3	H: 1 LOB: 0 BB: 0 P: 3	R: 0 E: 0 K: 0 S: 3	H: 0 LOB: 0 BB: 0 P: 3	R: 0 E: 0 K: 0 S: 3	H: 0 LOB: 0 BB: 0 P: 3	R: 0 E: 0 K: 1 S: 5	H: 0 LOB: 0 BB: 0 P: 5	R: 0 E: 0 K: 1 S: 6	H: 1 LOB: 1 BB: 0 P: 6	R: 0 E: 0 K: 0 S: 4	H: 1 LOB: 3 BB: 2 P: 12	R: 0 E: 0 K: 1 S: 5	H: 0 LOB: 0 BB: 0 P: 5	1B: 3 2B: 0 3B: 0 HR: 1	SF: 0 SAC: 0 DP: 0 HBP: 0	WP: 0 PB: 0 CS: 0	PA: 30
<b>PITCHER</b> Charlie Lea, R (1,1) ERA: 3.12	IP: 8.0 WLS: L BF: 29 H: 4 R: 1 ER: 1 SO: 3 BB: 2 IBB: 0 HBP: 0 BLK: 0 WP: 0 HR: 1 S: 33 P: 41 ERA: 1.12 WHIP: 0.750															<b>PITCHER</b>				

**Montreal Expos @ New York Mets**  
Shea Stadium, Flushing, NY  
Sun Oct 02 1983, 3:33 AM EDT  
Unknown

AB	27
R	1
H	4
RBI	1
BB	2
SO	3
LOB	9

