

Montreal Expos - 1984

Batter	1	2	3	4	5	6	7	8	9	AB	R	H	RBI	BB	SO	LOB	TOP				
Pete Rose, S OBP: 0.400, SLG: 0.400 Gary Lucas, L (8, 1) Jeff Reardon, R (8, 1)	0-0 6-3		0-0 2B 1B		0-0 1B		0-0 F8	0-0 F8		5	1	2	0	0	0	2					
Bryan Little, S OBP: 0.400, SLG: 0.600	0-0 F3		0-0 1-H 2B		0-0 F9		0-0 4-3		0-0 CS 1B	5	0	2	1	0	0	1					
Tim Raines, S OBP: 0.200, SLG: 0.200	0-0 F5		0-0 F7		0-0 4-3			0-0 3B 1B	0-0 3-1	5	1	1	0	0	0	3					
Andre Dawson, R OBP: 0.400, SLG: 0.750		0-0 6-3		4-0 2B BB		0-0 5-3		0-0 1-H 3B	0-0 F9	4	0	1	1	1	0	0					
Gary Carter, R OBP: 0.750, SLG: 1.000		1-0 HBP		0-0 F7		0-0 2B		4-0 4-3 1B BB		2	1	1	0	1	0	1					
Tim Wallach, R (1, 5)	0-0 F7		0-0 F7		0-0 F7		0-0 6-3	0-0 FC6-2-5 1B		4	1	0	0	0	0	5					
Terry Francona, L OBP: 0.500, SLG: 0.667	0-0 3-1		0-0 1-3 2B		0-0 IBB		4-0 4-3	0-0 4-3		3	0	1	0	1	0	3					
Angel Salazar, R Derrel Thomas, S (8, PH) (8, 7)			0-0 F6	0-0 F2		0-3 K		4-0 1B IBB		3	0	0	0	0	1	4					
Charlie Lea, R Miguel Dilone, S OBP: 1.000, SLG: 1.000 Chris Speier, R (8, 6)			0-0 F7		0-0 6-3		0-0 1-3	0-0 1-2 2-H 3-H 1B		3	0	0	0	0	0	0					
Inning Stats	R: 0 E: 0 K: 0 S: 3	H: 0 LOB: 0 BB: 0 P: 3	R: 0 E: 0 K: 0 S: 3	H: 0 LOB: 1 BB: 0 P: 4	R: 1 E: 0 K: 0 S: 5	H: 2 LOB: 1 BB: 0 P: 5	R: 0 E: 0 K: 0 S: 4	H: 1 LOB: 2 BB: 1 P: 8	R: 0 E: 0 K: 1 S: 6	H: 1 LOB: 2 BB: 1 P: 10	R: 0 E: 0 K: 0 S: 3	H: 0 LOB: 0 BB: 0 P: 3	R: 3 E: 0 K: 0 S: 6	H: 3 LOB: 2 BB: 2 P: 14	R: 0 E: 0 K: 0 S: 3	H: 1 LOB: 0 BB: 0 P: 3	1B: 5 2B: 3 3B: 1 HR: 0	SF: 0 SAC: 0 DP: 0 HBP: 1	WP: 0 PB: 0 SB: 0 CS: 1	PA: 40	
PITCHER	IP WLS BF H R ER SO BB IBB HBP BLK WP HR S P ERA WHIP	Joe Niekro, R ERA: 5.14 Bill Dawley, R ERA:	7.0 L 32 7 4 4 1 2 1 1 0 0 0 0 30 43 5.14 1.286	2.0 8 2 0 0 0 0 1 0 0 0 0 0 7 11 0.00 1.000	PITCHER	IP WLS BF H R ER SO BB IBB HBP BLK WP HR S P ERA WHIP															

Montreal Expos @ Houston Astros
 Astrodome, Houston, TX
 Tue Apr 03 1984, 7:05 PM EST
 Att: 28,105 - Unknown

AB	35
R	4
H	9
RBI	4
BB	4
SO	1
LOB	19



Batter	1	2	3	4	5	6	7	8	9	AB	R	H	RBI	BB	SO	LOB	BOTTOM					
Bill Doran, S (1, 4)	0-0 F8		4-0 S BB		0-0 FC1-6 3-1		0-0 F5		0-0 FC6-4	4	0	0	0	1	0	3						
Terry Puhl, L OBP: 0.400, SLG: 0.500	0-0 G3		4-0 1-2 BB		0-0 3-1		0-0 1B	0-0 1B 2B	0-0 2-3	4	1	1	0	1	0	2						
Dickie Thorn, R OBP: 0.250, SLG: 0.250	0-0 6-3		0-3 K		0-3 K		0-0 1B 2-3 1B			4	0	1	0	0	2	3						
Jose Cruz, L (1, 7)		4-0 CS BB	0-0 4-3		0-0 F4		0-3 K			3	0	0	0	1	1	4						
Jerry Mumphy, S OBP: 0.750, SLG: 0.667		4-0 1B 1-2 BB		0-0 1B		0-3 K		0-0 1-3 3-H 1B		3	1	2	1	1	1	0						
Ray Knight, R OBP: 0.250, SLG: 0.250		0-0 1B		0-0 F9		0-0 1-3 K		0-3 1B K		4	0	1	0	0	1	3						
Denny Walling, L OBP: 0.500, SLG: 0.500		0-0 1B		0-0 F9		0-0 1-3 K		0-0 SH3 1B	0-0 4-3	4	0	2	1	0	0	3						
Alan Ashby, S OBP: 0.333, SLG: 0.333 Alan Bannister, R (9, PR)		0-0 G3-6-1 1-2 3-H 1B		0-0 F7		0-0 SH3		0-0 SH3 1B	0-0 FC6-4 1B	3	0	1	0	0	0	3						
Joe Niekro, R OBP: 0.333, SLG: 0.333 Bill Dawley, R Harry Spilman, L (9, PH)			0-3 K		0-0 FC1-6 1B		0-0 F9		0-0 F9	3	0	1	0	0	1	1						
Inning Stats	R: 0 E: 0 K: 0 S: 3	H: 0 LOB: 0 BB: 0 P: 3	R: 1 E: 0 K: 0 S: 3	H: 2 LOB: 1 BB: 2 P: 11	R: 0 E: 0 K: 2 S: 7	H: 0 LOB: 2 BB: 2 P: 15	R: 0 E: 0 K: 0 S: 4	H: 1 LOB: 1 BB: 0 P: 4	R: 0 E: 0 K: 1 S: 6	H: 1 LOB: 1 BB: 0 P: 6	R: 0 E: 0 K: 1 S: 5	H: 0 LOB: 0 BB: 0 P: 5	R: 0 E: 0 K: 0 S: 4	H: 1 LOB: 1 BB: 0 P: 4	R: 1 E: 0 K: 2 S: 10	H: 3 LOB: 2 BB: 0 P: 10	R: 0 E: 0 K: 0 S: 4	H: 1 LOB: 1 BB: 0 P: 4	1B: 8 2B: 1 3B: 0 HR: 0	SF: 0 SAC: 1 DP: 1 HBP: 0	WP: 0 PB: 0 SB: 1 CS: 1	PA: 38
PITCHER	IP WLS BF H R ER SO BB IBB HBP BLK WP HR S P ERA WHIP	Charlie Lea, R ERA: 1.29 Gary Lucas, L ERA: 27.0 Jeff Reardon, R ERA:	7.0 W 28 5 1 1 1 0 0 0 0 0 0 0 6 6 27.00 9.000	0.1 4 3 1 1 1 0 0 0 0 0 0 0 6 6 27.00 9.000	1.2 S 6 1 0 0 1 0 0 0 0 0 0 8 8 0.00 0.600	PITCHER	IP WLS BF H R ER SO BB IBB HBP BLK WP HR S P ERA WHIP															

Montreal Expos @ Houston Astros
 Astrodome, Houston, TX
 Tue Apr 03 1984, 7:05 PM EST
 Att: 28,105 - Unknown

AB	33
R	2
H	9
RBI	2
BB	4
SO	6
LOB	23



Batter	1	2	3	4	5	6	7	8	9	AB	R	H	RBI	BB	SO	LOB	TOP			
Pete Rose, S OBP: 0.222, SLG: 0.222 (1, 7)	F6		G3			F7		G3		4	0	0	0	0	0	0	Montreal Expos @ Houston Astros Astrodome, Houston, TX Wed Apr 04 1984, 7:05 PM EST Att: 11,556 - Unknown			
Bryan Little, S OBP: 0.556, SLG: 0.750 (1, 4)	F6		2B			1B HBP		FC4 1B		3	1	2	0	0	0	0				
Tim Raines, S OBP: 0.222, SLG: 0.222 (1, 8)	K		K			1B		FC4		4	0	1	0	0	2	2				
Andrew Dawson, R OBP: 0.444, SLG: 0.750 (1, 9)		K		K		1B				4	0	2	1	0	2	0				
Gary Carter, R OBP: 0.500, SLG: 0.500 (1, 2)		2B 1B		6-3		F8		F6		4	1	1	0	0	0	3				
Tim Lincecum, R OBP: 0.125, SLG: 0.250 (1, 5)		2B		F8				5-3		4	0	1	1	0	0	1				
Terry Francona, L OBP: 0.250, SLG: 0.250 (1, 3)	F6				F8		F9			4	0	0	0	0	0	2				
Angel Salazar, R (1, 6)					F9		F8			3	0	0	0	0	1	1				
Bill Gullickson, R Dan Schatzeder, L Miguel Dilone, S Bob James, R Greg Harris, S (1, 1) (7, 1) (8, PH) (8, 1) (8, 1)			K2-3		6-3			K		2	0	0	0	0	1	0				
Inning Stats	R: 0 E: 0 K: 1 S: 5	H: 0 LOB: 0 BB: 0 P: 5	R: 1 E: 0 K: 2 S: 9	H: 2 LOB: 1 BB: 0 P: 9	R: 0 E: 0 K: 2 S: 8	H: 1 LOB: 1 BB: 0 P: 8	R: 0 E: 0 K: 1 S: 5	H: 0 LOB: 0 BB: 0 P: 5	R: 0 E: 0 K: 0 S: 4	H: 2 LOB: 1 BB: 0 P: 5	R: 0 E: 0 K: 0 S: 3	H: 0 LOB: 0 BB: 0 P: 3	R: 0 E: 0 K: 1 S: 6	H: 1 LOB: 1 BB: 0 P: 6	R: 0 E: 0 K: 0 S: 4	H: 1 LOB: 1 BB: 0 P: 4		1B: 4 2B: 3 3B: 0 HR: 0	SF: 0 SAC: 0 DP: 0 HBP: 1	WP: 0 PB: 0 SB: 0 CS: 1
PITCHER	IP WLS BF H R ER SO BB IBB HBP BLK WP HR S P ERA WHIP	IP WLS BF H R ER SO BB IBB HBP BLK WP HR S P ERA WHIP																		
Nolan Ryan, R ERA: 2.57 (1, 1)	7.0 W 26 5 2 2 6 0 0 0 0 0 0 37 38 2.57 0.714																			
Vern Rühle, R ERA: (8, 1)	2.0 S 8 2 0 0 1 0 0 0 0 0 0 10 10 0.00 1.000																			

Batter	1	2	3	4	5	6	7	8	9	AB	R	H	RBI	BB	SO	LOB	BOTTOM	
Bill Doran, S (1, 4)	6-3		L3-6			F7	F7			4	0	0	0	0	0	5	Montreal Expos @ Houston Astros Astrodome, Houston, TX Wed Apr 04 1984, 7:05 PM EST Att: 11,556 - Unknown	
Terry Puhl, L OBP: 0.444, SLG: 0.750 (1, 9)	G3					3B		F7		4	1	2	2	0	0	0		
Dickie Thon, R OBP: 0.500, SLG: 0.750 (1, 6)						9-3		BB 2B		4	2	3	1	0	0	1		
Jose Cruz, L (1, 7)	CS	E7 6-3		K		SF8 3B		2B BB		2	2	0	1	1	1	0		
Jerry Mumphrey, S OBP: 0.500, SLG: 0.571 (1, 8)		F7			K	K		1B 2B		4	1	1	2	0	2	1		
Ray Knight, R OBP: 0.375, SLG: 0.500 (1, 3)		6-3			4-1			FC3-6 1B		4	0	2	2	0	0	0		
Denny Walling, L OBP: 0.286, SLG: 0.286 Craig Reynolds, L (1, 5) (8, PH) (9, 5)		6-3			4-3		F9	FC3-6 FC4-6		3	0	0	0	0	0	1		
Alan Ashby, S OBP: 0.286, SLG: 0.286 (1, 2)						F8		FC4-6		4	1	1	0	0	0	2		
Nolan Ryan, R OBP: 1.000, SLG: 2.000 Tony Scott, S Vern Rühle, R (1, 1) (7, PH) (8, 1)					L3-6 2B	SH 3B				1	1	1	0	0	0	0		
Inning Stats	R: 0 E: 0 K: 0 S: 3	H: 1 LOB: 0 BB: 0 P: 3	R: 1 E: 1 K: 0 S: 4	H: 0 LOB: 0 BB: 0 P: 4	R: 0 E: 0 K: 0 S: 3	H: 1 LOB: 0 BB: 0 P: 3	R: 0 E: 0 K: 1 S: 5	H: 1 LOB: 0 BB: 0 P: 5	R: 0 E: 1 K: 1 S: 9	H: 3 LOB: 0 BB: 0 P: 9	R: 0 E: 0 K: 0 S: 4	H: 1 LOB: 2 BB: 1 P: 8	R: 3 E: 0 K: 0 S: 6	H: 3 LOB: 1 BB: 1 P: 10	1B: 5 2B: 5 3B: 2 HR: 0	SF: 1 SAC: 1 DP: 2 HBP: 0		WP: 0 PB: 0 SB: 0 CS: 1
PITCHER	IP WLS BF H R ER SO BB IBB HBP BLK WP HR S P ERA WHIP	IP WLS BF H R ER SO BB IBB HBP BLK WP HR S P ERA WHIP																
Bill Gullickson, R ERA: 2.7 (1, 1)	0.1 L 1 0 0 0 0 0 0 0 0 0 0 1 1 0.00 0.000																	
Dan Schatzeder, L ERA: (7, 1)	0.1 5 3 3 3 0 1 0 0 0 0 0 0 4 8 81.00 12.000																	
Bob James, R ERA: 81.0 (8, 1)	0.2 2 0 0 0 0 0 0 0 0 0 0 0 2 2 0.00 0.000																	
Greg Harris, R ERA: (8, 1)																		

Batter	1	2	3	4	5	6	7	8	9	AB	R	H	RBI	BB	SO	LOB	TOP					
Pete Rose, S OBP: 0.261, SLG: 0.227 (1, 7)	0-0 6-3			0-0 G3		0-0 1B		0-0 F8		4	0	1	0	0	0	0	Montreal Expos @ Atlanta Braves Atlanta-Fulton County Stadium, Atlanta, GA Sun Apr 08 1984, 3:33 AM EST Att: 21,287 - Unknown AB 31 R 2 H 6 RBI 2 BB 4 SO 6 LOB 13					
Bryan Little, S OBP: 0.435, SLG: 0.591 (1, 4)	0-0 G3			0-0 1B		0-3 K		0-0 F6		4	0	1	0	0	1	1						
Tim Raines, S OBP: 0.522, SLG: 0.750 (1, 8)	0-0 6-3			4-0 G6-4-3 1-2 BB			4-0 1B BB	4-0 BB		1	1	0	0	3	0	0						
Andre Dawson, R OBP: 0.304, SLG: 0.381 (1, 9)		0-0 6-3		0-0 G6-4-3 1-2			0-0 1B BB	0-0 F6		4	1	1	0	0	0	3						
Gary Carter, R OBP: 0.455, SLG: 0.389 (1, 2)		0-0 6-3			4-0 G4-6-3 BB		0-3 K		0-0 6-3		3	0	0	0	1	2						
Tim Lincecum, R OBP: 0.238, SLG: 0.550 (1, 5)		0-0 4-3			0-0 F3		0-0 2B 1-2 2-H	0-0 1B	0-3 K		4	0	1	1	0	1						
Terry Francona, L OBP: 0.375, SLG: 0.467 (1, 3)			0-0 F7		0-0 G4-6-3 1-2		0-0 2B 1-3 2-H	0-0 1B	0-0 1B		4	0	2	1	0	0						
Angel Salazar, R OBP: 0.214, SLG: 0.214 Derrel Thomas, S (6, PH) (6, 6)			0-3 K		0-3 K		0-3 K	0-0 P6	0-0 F8	1	0	0	0	0	1	0						
Charlie Lea, R Greg Harris, S Mike Stenhouse, L Bob James, R Dan Schatzeder, L (1, 1) (6, 1) (7, PH) (7, 1) (8, 1)			0-3 K		0-0 1-3		0-0 P4			2	0	0	0	0	1	0						
Inning Stats	R: 0 E: 0 K: 0 S: 3	H: 0 LOB: 0 BB: 0 P: 3	R: 0 E: 0 K: 0 S: 3	H: 0 LOB: 0 BB: 0 P: 3	R: 0 E: 0 K: 2 S: 7	H: 0 LOB: 0 BB: 0 P: 7	R: 0 E: 1 K: 0 S: 3	H: 1 LOB: 1 BB: 1 P: 7	R: 0 E: 0 K: 2 S: 8	H: 1 LOB: 1 BB: 0 P: 8	R: 2 E: 0 K: 1 S: 8	H: 3 LOB: 2 BB: 1 P: 12	R: 0 E: 0 K: 1 S: 3	H: 0 LOB: 1 BB: 0 P: 7	R: 0 E: 0 K: 1 S: 6	H: 1 LOB: 1 BB: 0 P: 6		1B: 5 2B: 1 3B: 0 HR: 0	SF: 0 SAC: 0 DP: 2 HBP: 0	WP: 0 PB: 0 CS: 0	PA: 35	
PITCHER	IP WLS BF H R ER SO	IP WLS BF H R ER SO	IP WLS BF H R ER SO	IP WLS BF H R ER SO	IP WLS BF H R ER SO	IP WLS BF H R ER SO	IP WLS BF H R ER SO	IP WLS BF H R ER SO	IP WLS BF H R ER SO	IP WLS BF H R ER SO	IP WLS BF H R ER SO	IP WLS BF H R ER SO	IP WLS BF H R ER SO	IP WLS BF H R ER SO	IP WLS BF H R ER SO	IP WLS BF H R ER SO		ERA WHIP	ERA WHIP			
Len Barker, R ERA: 3.18	6.1	W	24	4	2	2	5	3	0	0	0	0	0	0	0	0		0	2.84	1.105		
Steve Bedrosian, R ERA:	2.2	S	11	2	0	0	1	1	0	0	0	0	0	0	0	0		0	0.00	1.125		

Batter	1	2	3	4	5	6	7	8	9	AB	R	H	RBI	BB	SO	LOB	BOTTOM				
Claudell Washington, L OBP: 0.435, SLG: 0.500 (1, 9)	4-0 F9 SF7 BB		0-0 L1		4-0 4-3 S BB		0-0 1-2 2-H 1B	0-0 5-3 1B		3	2	2	1	2	0	0	Montreal Expos @ Atlanta Braves Atlanta-Fulton County Stadium, Atlanta, GA Sun Apr 08 1984, 3:33 AM EST Att: 21,287 - Unknown AB 29 R 6 H 7 RBI 6 BB 8 SO 3 LOB 17				
Rafael Ramirez, R OBP: 0.250, SLG: 0.250 (1, 6)	0-0 F9 1-3		0-0 F9		0-0 4-3		0-0 F3	0-0 5-3		5	0	0	0	0	0	5					
Gerald Perry, L OBP: 0.405, SLG: 0.333 Albert Hall, S (1, 7) (8, 7)	0-0 SF7		0-0 3-1		0-0 4-3		0-0 E FC6 SF9 1B	0-0 6-3		3	1	1	2	0	0	0					
Dale Murphy, R OBP: 0.350, SLG: 0.235 (1, 8)	4-0 BB			4-0 WP BB BB		0-0 K		0-0 FC6 1B		2	1	0	0	2	1	1					
Bob Horner, R OBP: 0.200, SLG: 0.176 (1, 5)	0-0 F9			0-0 F7		0-0 P4		0-0 SF9		3	0	0	1	0	0	2					
Chris Chambliss, L OBP: 0.188, SLG: 0.467 (1, 3)		0-0 F5		0-0 F7		0-0 F8		0-0 BB 1B		4	0	1	1	0	0	1					
Glenn Hubbard, R OBP: 0.333, SLG: 0.429 (1, 4)		0-0 2B		4-0 WP BB		4-0 HR		4-0 G6-4-3 BB		2	1	2	1	2	0	0					
Bruce Benedict, R OBP: 0.333, SLG: 0.529 (1, 2)		0-0 5-6-3		4-0 1-2 2-3 BB		0-0 BB 1B		0-0 G6-4-3		3	1	1	0	1	0	3					
Len Barker, R Steve Bedrosian, R (1, 1) (7, 1)		0-0 F8		0-3 K		4-0 1B BB		0-3 K		2	0	0	0	1	1	4					
Inning Stats	R: 1 E: 0 K: 0 S: 3	H: 0 LOB: 1 BB: 2 P: 11	R: 0 E: 0 K: 0 S: 4	H: 1 LOB: 1 BB: 0 P: 4	R: 0 E: 0 K: 1 S: 5	H: 0 LOB: 3 BB: 3 P: 17	R: 1 E: 0 K: 1 S: 5	H: 0 LOB: 0 BB: 1 P: 9	R: 2 E: 0 K: 0 S: 6	H: 3 LOB: 2 BB: 1 P: 10	R: 2 E: 1 K: 0 S: 5	H: 2 LOB: 1 BB: 1 P: 9	R: 0 E: 0 K: 1 S: 6	H: 1 LOB: 1 BB: 0 P: 6	R: 0 E: 0 K: 1 S: 6	H: 1 LOB: 1 BB: 0 P: 6		1B: 5 2B: 1 3B: 0 HR: 1	SF: 2 SAC: 0 DP: 1 HBP: 0	WP: 1 PB: 0 CS: 0	PA: 39
PITCHER	IP WLS BF H R ER SO	IP WLS BF H R ER SO	IP WLS BF H R ER SO	IP WLS BF H R ER SO	IP WLS BF H R ER SO	IP WLS BF H R ER SO	IP WLS BF H R ER SO	IP WLS BF H R ER SO	IP WLS BF H R ER SO	IP WLS BF H R ER SO	IP WLS BF H R ER SO	IP WLS BF H R ER SO	IP WLS BF H R ER SO	IP WLS BF H R ER SO	IP WLS BF H R ER SO	IP WLS BF H R ER SO		ERA WHIP	ERA WHIP		
Charlie Lea, R ERA: 3.55	5.2	L	28	4	4	4	2	7	0	0	0	0	0	0	0	0		6.35	1.941		
Greg Harris, R ERA:	0.1		1	0	0	0	0	0	0	0	0	0	0	0	0	0		0.00	0.000		
Bob James, R ERA: 12.0	1.0		6	2	2	0	0	1	0	0	0	0	0	0	0	0		0.00	3.000		
Dan Schatzeder, L ERA: 6.75	1.0		4	1	0	0	1	0	0	0	0	0	0	0	0	0		0.00	1.000		

Batter	1	2	3	4	5	6	7	8	9	AB	R	H	RBI	BB	SO	LOB	TOP																					
Pete Rose, S OBP: 0.286, SLG: 0.296 Bob James, R Derrel Thomas, S (9, PH)	F6	K				F9		5-3 1B	4-3	5	1	2	0	0	1	4																						
Bryan Little, S OBP: 0.393, SLG: 0.500	F9		FC5-4 1B BB	F9		F9		5-3		4	1	0	0	1	0	4																						
Tim Raines, S OBP: 0.536, SLG: 0.720	E 1B		F4		K			BB 2B 1B		5	1	3	2	0	1	1																						
Mike Stenhouse, L OBP: 0.500, SLG: 0.250	K		FC5-4 1B		F8			4-0 2B BB		3	1	1	0	2	1	1																						
Gary Carter, R OBP: 0.481, SLG: 0.609			FC5-4 1B		2B 1B		K	E 2B		5	1	3	3	0	1	5																						
Tim Lincecum, R OBP: 0.308, SLG: 0.583		SH5-4 1B BB					F9	E5		4	0	2	1	1	0	1																						
Terry Francona, L OBP: 0.421, SLG: 0.421 Jim Wohlford, R (8, PH)			F1		6-3		F3	F1		4	0	1	0	0	0	4																						
Angel Salazar, R OBP: 0.211, SLG: 0.263			F8		F8		F8	F8		5	1	1	0	0	0	2																						
Bill Gullickson, R Dan Schatzeder, L Chris Speier, R Greg Harris, R Gary Lucas, L Miguel Dilone, S (8, PH)		SH5-4			F7			F3	F6	1	0	0	0	0	0	0																						
Inning Stats	R: 0 E: 1 K: 1 S: 6	H: 1 LOB: 1 BB: 0 P: 6	R: 1 E: 0 K: 1 S: 7	H: 2 LOB: 2 BB: 1 P: 11	R: 1 E: 0 K: 0 S: 5	H: 2 LOB: 2 BB: 1 P: 9	R: 0 E: 0 K: 0 S: 4	H: 1 LOB: 1 BB: 0 P: 4	R: 0 E: 0 K: 1 S: 7	H: 2 LOB: 2 BB: 0 P: 7	R: 1 E: 0 K: 1 S: 8	H: 3 LOB: 3 BB: 1 P: 12	R: 0 E: 0 K: 0 S: 3	H: 0 LOB: 0 BB: 0 P: 3	R: 3 E: 1 K: 0 S: 7	H: 3 LOB: 2 BB: 1 P: 11	R: 0 E: 0 K: 0 S: 3	H: 0 LOB: 0 BB: 0 P: 3	1B: 9 2B: 4 3B: 0 HR: 1	SF: 0 SAC: 1 DP: 0 HBP: 0	WP: 0 PB: 1 CS: 0	PA: 46																
PITCHER	IP	WLS	BF	H	R	ER	SO	BB	IBB	HBP	BLK	WP	HR	S	P	ERA	WHIP	PITCHER				IP	WLS	BF	H	R	ER	SO	BB	IBB	HBP	BLK	WP	HR	S	P	ERA	WHIP
Jeff Russell, R ERA: 3.38	5.0	W	27	10	3	3	3	2	0	0	0	0	0	1	31	39	5.40	2.400																				
Ted Power, R ERA: 5.63	2.2		14	4	3	3	1	2	0	0	0	0	0	0	14	22	10.12	2.250																				
Bill Scherrer, L ERA: 4.91	0.0		1	0	0	0	0	0	0	0	0	0	0	0	1	1	∞	∞																				
Tom Hume, R ERA: 1.5	1.1	S	4	0	0	0	0	0	0	0	0	0	0	0	4	4	0.00	0.000																				

Montreal Expos @ Cincinnati Reds
Riverfront Stadium, Cincinnati, OH
Mon Apr 09 1984, 6:05 PM EST
Att: 7,092 - Unknown

AB 41
R 6
H 14
RBI 6
BB 4
SO 4
LOB 24





Batter	1	2	3	4	5	6	7	8	9	AB	R	H	RBI	BB	SO	LOB	BOTTOM																					
Eddie Milner, L OBP: 0.550, SLG: 0.765	F3	SF7		S 1B	K			1B BB		3	1	1	1	1	1	1																						
Dave Concepcion, R OBP: 0.333, SLG: 0.435 Tom Foley, L (7, PR)	K			6-3	K			1-3 2B 1B		5	0	2	2	0	2	2																						
Dan Driessen, L OBP: 0.556, SLG: 0.692	2B BB	F6		F3		K		1-3		4	1	0	0	1	1	5																						
Dave Parker, L OBP: 0.308, SLG: 0.333	2B 2B			1B 1B IBB				1-3		3	2	2	0	2	0	0																						
Nick Esasky, R OBP: 0.346, SLG: 0.583	HR 2B	F4		1-3 2H 1B		K		K		5	1	2	3	0	2	4																						
Duane Walker, L OBP: 1.000, SLG: 4.000 Gary Redus, R OBP: 0.296, SLG: 0.292 (4, PH)	HR		FC1-4 S BB	1-2 3H 1B			F4	S 1B		1	1	1	2	1	0	0																						
Ron Oester, S OBP: 0.095, SLG: 0.050	F6		K	F5			K	K		5	0	0	0	0	3	4																						
Dann Bilardello, R OBP: 0.476, SLG: 0.474		1B SF7 1B	FC1-5-6 2-3		K			BB BB 1B 1B		4	2	2	0	0	1	1																						
Jeff Russell, R OBP: 0.500, SLG: 0.500 Ted Power, R Bill Scherrer, L Tom Hume, R		2B 1B		K				1-2 1B BB		3	0	2	0	0	1	1																						
Inning Stats	R: 4 E: 0 K: 1 S: 8	H: 3 LOB: 1 BB: 1 P: 12	R: 1 E: 0 K: 0 S: 6	H: 3 LOB: 3 BB: 1 P: 10	R: 0 E: 0 K: 2 S: 7	H: 0 LOB: 1 BB: 1 P: 11	R: 2 E: 0 K: 0 S: 6	H: 3 LOB: 2 BB: 1 P: 10	R: 0 E: 0 K: 3 S: 10	H: 1 LOB: 1 BB: 0 P: 10	R: 0 E: 0 K: 2 S: 7	H: 1 LOB: 0 BB: 0 P: 7	R: 2 E: 0 K: 1 S: 7	H: 2 LOB: 2 BB: 2 P: 15	R: 0 E: 0 K: 2 S: 8	H: 1 LOB: 1 BB: 0 P: 8	1B: 10 2B: 3 3B: 0 HR: 1	SF: 1 SAC: 0 DP: 0 HBP: 0	WP: 0 PB: 3 CS: 1	PA: 43																		
PITCHER	IP	WLS	BF	H	R	ER	SO	BB	IBB	HBP	BLK	WP	HR	S	P	ERA	WHIP	PITCHER				IP	WLS	BF	H	R	ER	SO	BB	IBB	HBP	BLK	WP	HR	S	P	ERA	WHIP
Bill Gullickson, R ERA: 7.84	3.2	L	23	8	7	7	3	2	0	0	0	0	0	0	12	12	0.00	1.500																				
Dan Schatzeder, L ERA: 3.38	1.1		6	2	0	0	3	0	0	0	0	0	0	0	13	21	10.80	3.000																				
Greg Harris, R ERA: 3.6	1.2		9	3	2	2	3	2	0	0	0	0	0	0	1	1	0.00	0.000																				
Gary Lucas, L ERA: 13.5	0.1		1	0	0	0	0	0	0	0	0	0	0	0	1	1	0.00	0.000																				
Bob James, R ERA: 9.0	1.0		4	1	0	0	2	0	0	0	0	0	0	0	8	8	0.00	1.000																				

Montreal Expos @ Cincinnati Reds
Riverfront Stadium, Cincinnati, OH
Mon Apr 09 1984, 6:05 PM EST
Att: 7,092 - Unknown

AB 36
R 9
H 14
RBI 9
BB 6
SO 11
LOB 18



Batter	1	2	3	4	5	6	7	8	9	AB	R	H	RBI	BB	SO	LOB	TOP								
Pete Rose, S OBP: 0.303, SLG: 0.375 (1, 7)	F6			F4			K			5	0	2	3	0	1	2	Montreal Expos @ Cincinnati Reds Riverfront Stadium, Cincinnati, OH Tue Apr 10 1984, 6:05 PM EST Att: 13,123 - Unknown <div style="text-align: right;"> AB 40 R 6 H 14 RBI 6 BB 2 SO 4 LOB 20  </div>								
Bryan Little, S OBP: 0.424, SLG: 0.500 (1, 4)	FC5-4 1B	F2				5-3				4	1	2	0	1	0	1									
Tim Raines, S OBP: 0.515, SLG: 0.700 (1, 8)	FC5-4 1B		F7		F4			5-3		5	0	2	0	0	0	3									
Andre Dawson, R OBP: 0.250, SLG: 0.308 (1, 9)	FC5-4 S E		K		F8				F4	5	1	0	0	0	1	4									
Gary Carter, R OBP: 0.469, SLG: 0.607 (1, 2)	E3 1B		F9		F5				6-3	5	1	2	2	0	0	1									
Tim Lincecum, R OBP: 0.290, SLG: 0.552 (1, 5)	F5			F4		F6		F8		5	0	1	0	0	0	2									
Terry Francona, L OBP: 0.400, SLG: 0.500 (1, 3)		SH1 1B				F7			4-3	5	2	3	0	0	0	1									
Angel Salazar, R OBP: 0.273, SLG: 0.286 (8, PH)		K								2	0	1	0	1	1	1									
Miguel Dilone, S OBP: 0.400, SLG: 0.400 (8, 6)										1	1	1	1	0	0	0									
Doug Flynn, R (8, 6)										0	0	0	0	0	0	0									
Andy McGaffigan, R OBP: 0.273, SLG: 0.286 (8, PH)		SH1								2	0	0	0	0	0	0									
Bob James, R OBP: 0.273, SLG: 0.286 (8, PH)										0	0	0	0	0	0	0									
Gary Lucas, L OBP: 0.273, SLG: 0.286 (8, PH)										0	0	0	0	0	0	0									
Greg Harris, S OBP: 0.273, SLG: 0.286 (8, PH)										0	0	0	0	0	0	0									
Mike Stenhouse, L OBP: 0.273, SLG: 0.286 (8, PH)										1	0	0	0	0	0	2									
Jeff Reardon, R OBP: 0.273, SLG: 0.286 (8, PH)										0	0	0	0	0	0	0									
Inning Stats	R: 2 E: 1 K: 0 S: 6	H: 3 LOB: 1 BB: 0 P: 6	R: 1 E: 0 K: 1 S: 7	H: 2 LOB: 1 BB: 0 P: 7	R: 0 E: 0 K: 1 S: 5	H: 0 LOB: 0 BB: 0 P: 5	R: 0 E: 0 K: 1 S: 6	H: 1 LOB: 2 BB: 1 P: 10	R: 0 E: 0 K: 0 S: 4	H: 1 LOB: 1 BB: 0 P: 4	R: 0 E: 0 K: 0 S: 4	H: 1 LOB: 1 BB: 0 P: 4	R: 0 E: 0 K: 0 S: 6	H: 1 LOB: 1 BB: 0 P: 6	R: 3 E: 0 K: 0 S: 7	H: 4 LOB: 2 BB: 1 P: 11	R: 0 E: 0 K: 0 S: 4	H: 1 LOB: 1 BB: 0 P: 4	1B: 9 2B: 4 3B: 1 HR: 0	SF: 0 SAC: 1 DP: 0 HBP: 0	WP: 0 PB: 0 SB: 2 CS: 0	PA: 43			
PITCHER	IP	WLS	BF	H	R	ER	SO	BB	IBB	HBP	BLK	WP	HR	S	P	ERA	WHIP								
Joe Price, L ERA: 8.31 (1, 1)	7.1	W	34	11	5	5	4	1	0	0	0	0	0	41	45	6.14	1.636								
Mike Smith, R ERA: 5.79 (8, 1)	0.1	L	4	2	1	1	0	1	0	0	0	0	0	3	7	27.00	9.000								
Bill Scherrer, L ERA: 3.6 (8, 1)	1.1	S	5	1	0	0	0	0	0	0	0	0	0	5	5	0.00	0.750								

Batter	1	2	3	4	5	6	7	8	9	AB	R	H	RBI	BB	SO	LOB	BOTTOM									
Eddie Milner, L OBP: 0.560, SLG: 0.700 (1, 8)	F7		5-3			BB 1B	1B			3	1	1	0	1	0	0	Montreal Expos @ Cincinnati Reds Riverfront Stadium, Cincinnati, OH Tue Apr 10 1984, 6:05 PM EST Att: 13,123 - Unknown <div style="text-align: right;"> AB 30 R 8 H 8 RBI 8 BB 6 SO 8 LOB 12  </div>									
Dave Concepcion, R OBP: 0.375, SLG: 0.444 (1, 6)			K			1B HR BB	1B			4	2	2	0	1	2	2										
Dan Driessen, L OBP: 0.500, SLG: 0.588 (1, 3)	K			F9		HR 1B	1-3			4	1	1	1	0	1	2										
Dave Parker, L OBP: 0.333, SLG: 0.357 (1, 9)	F3			K		HR 1B	3B 1B			4	2	2	1	0	1	1										
Nick Esasky, R OBP: 0.367, SLG: 0.750 (1, 5)		K		6-3		HR 1B	3B			4	1	2	5	0	1	0										
Duane Walker, L OBP: 1.000, SLG: 4.000 (6, PH)						HR 1B				0	0	0	0	2	0	0										
Gary Redus, R OBP: 0.310, SLG: 0.280 (7, 7)						S SH1-3 BB				1	1	0	0	1	0	1										
Bill Scherrer, L (8, 1)		BLK BB								0	0	0	0	0	0	0										
Ron Oester, S OBP: 0.080, SLG: 0.042 (1, 4)		F5			F2		K			4	0	0	0	0	1	3										
Dann Bilardello, R OBP: 0.417, SLG: 0.409 (1, 2)		F4			F5		SH1-3			3	0	0	1	0	0	2										
Joe Price, R (1, 1)										3	0	0	0	0	2	1										
Mike Smith, R (8, 1)										0	0	0	0	0	0	0										
Paul Householder, S (8, 7)				K						0	0	0	0	1	0	0										
Inning Stats	R: 0 E: 0 K: 1 S: 6	H: 1 LOB: 1 BB: 0 P: 6	R: 0 E: 0 K: 1 S: 5	H: 0 LOB: 1 BB: 1 P: 9	R: 0 E: 0 K: 2 S: 7	H: 0 LOB: 0 BB: 0 P: 7	R: 0 E: 0 K: 1 S: 5	H: 0 LOB: 0 BB: 0 P: 5	R: 0 E: 0 K: 1 S: 3	H: 0 LOB: 1 BB: 1 P: 7	R: 6 E: 0 K: 2 S: 10	H: 3 LOB: 0 BB: 3 P: 22	R: 2 E: 0 K: 0 S: 6	H: 4 LOB: 1 BB: 0 P: 6	R: 0 E: 0 K: 1 S: 5	H: 0 LOB: 2 BB: 1 P: 10	1B: 6 2B: 0 3B: 1 HR: 1	SF: 0 SAC: 1 DP: 0 HBP: 1	WP: 0 PB: 0 SB: 2 CS: 0	PA: 38						
PITCHER	IP	WLS	BF	H	R	ER	SO	BB	IBB	HBP	BLK	WP	HR	S	P	ERA	WHIP									
Andy McGaffigan, R ERA: 3.6 (1, 1)	5.0	L	20	1	2	2	5	4	0	0	0	0	0	1	3	3	3.60	1.000								
Bob James, R ERA: 15.75 (6, 1)	0.0	L	3	3	3	3	0	0	0	0	0	0	0	1	3	3	∞	∞								
Gary Lucas, L ERA: 15.43 (6, 1)	1.2	L	9	4	3	3	2	1	0	0	0	0	0	12	16	16.20	3.000									
Greg Harris, R ERA: 3.38 (7, 1)	0.1	L	1	0	0	0	0	0	0	0	0	0	0	1	1	0.00	0.000									
Jeff Reardon, R ERA: 3.38 (8, 1)	1.0	L	5	0	0	0	1	1	0	1	0	0	0	5	10	0.00	1.000									

Batter	1	2	3	4	5	6	7	8	9	AB R H RBI BB SO LOB	TOP						
Juan Samuel, R (1.4) OBP: 0.439, SLG: 0.412	G1-4-3		K		FC5-4		FC5-2 3B		S BB	4 0 1 1 1 1 2	Philadelphia Phillies @ Montreal Expos Olympic Stadium, Montreal, QB Sat Apr 14 1984, 3:33 AM EST Att: 17,030 - Unknown						
Len Matuszek, L (1.3) OBP: 0.368, SLG: 0.375	F3		4-3			1-3	G1-4-3		K	5 0 0 0 0 1 2							
Mike Schmidt, R (1.5) OBP: 0.422, SLG: 0.605				3-1		HR	FC5 FC5-2 IBB		F8	4 1 2 1 1 0 1							
Joe Lefebvre, L (1.9) OBP: 0.417, SLG: 0.500 Sixto Lezcano, R (7. PH) Greg Gross, L (7. PH) OBP: 0.625, SLG: 0.571	F8			F1		5-3 3B 2B	FC5-2		IBB	3 1 1 0 0 0 1 0 0 0 0 0 0 0 1 0 0 0 1 0 2							
Glenn Wilson, R (1.7) OBP: 0.268, SLG: 0.389 Tim Corcoran, L (9. PH) Garry Maddox, R (9.8) OBP: 0.200, SLG: 0.222		K		6-3		5-3	FC5		F3	4 0 0 0 0 1 3 1 0 0 0 0 0 2 0 0 0 0 0 0 0							
Von Hayes, L (1.8) OBP: 0.273, SLG: 0.406		6-3				CS 1B			F3	4 1 2 1 0 0 0							
Bo Diaz, R (1.2) OBP: 0.375, SLG: 0.379						1B 1B			FC3-6 BB	3 0 3 1 1 0 0							
Ivan De Jesus, R (1.6) OBP: 0.333, SLG: 0.353 Larry Andersen, R (6.1) Al Holland, R (8.1)						1B 1B			FC3-6	3 0 1 0 0 0 2 1 0 0 0 0 0 1 0 0 0 0 0 0 0							
Steve Carlton, L (1.1) OBP: 0.167, SLG: 0.167 Kiko Garcia, R (6.6)			3-1			1-3 2-H 1B			4-3	2 0 1 0 0 0 0 1 1 0 0 1 0 1							
Inning Stats	R: 0 H: 1 E: 0 LOB: 1 K: 0 BB: 0 S: 4 P: 4	R: 0 H: 1 E: 0 LOB: 1 K: 1 BB: 0 S: 6 P: 6	R: 0 H: 0 E: 0 LOB: 0 K: 1 BB: 0 S: 5 P: 5	R: 0 H: 0 E: 0 LOB: 0 K: 0 BB: 0 S: 3 P: 3	R: 0 H: 4 E: 0 LOB: 2 K: 0 BB: 0 S: 5 P: 5	R: 3 H: 4 E: 0 LOB: 1 K: 0 BB: 0 S: 7 P: 7	R: 1 H: 1 E: 0 LOB: 2 K: 0 BB: 2 S: 4 P: 12	R: 0 H: 0 E: 0 LOB: 1 K: 0 BB: 1 S: 3 P: 7	R: 0 H: 0 E: 0 LOB: 2 K: 1 BB: 2 S: 5 P: 13	1B: 7 SF: 0 2B: 1 SAC: 0 3B: 2 DP: 0 HR: 1 HBP: 0		WP: 0 PA: 41 PB: 0 SB: 1 CS: 1					
PITCHER	IP WLS BF H R ER SO BB IBB HBP BLK WP HR S P ERA WHIP																
Bill Gullickson, R (1.1) ERA: 6.75	5.2	25	10	3	3	2	0	0	0	0	0	0	1	29	29	4.76	1.765
Greg Harris, R (6.1) ERA: 3.18	0.1	1	0	0	0	0	0	0	0	0	0	0	0	1	1	0.00	0.000
Dan Schatzeder, L (7.1) ERA: 6.0	0.1	L	4	1	1	1	0	1	1	0	0	0	0	2	10	27.00	6.000
Andy McGaffigan, R (7.1) ERA: 2.7	1.2	6	0	0	0	0	1	0	0	0	0	0	0	5	9	0.00	0.600
Jeff Reardon, R (9.1) ERA:	1.0	5	0	0	0	1	1	1	0	0	0	0	0	5	13	0.00	1.000
Batter	1	2	3	4	5	6	7	8	9	AB R H RBI BB SO LOB	BOTTOM						
Pete Rose, S (1.7) OBP: 0.396, SLG: 0.390	5-3		FC5-4 1B						F9	4 0 2 0 1 0 0	Philadelphia Phillies @ Montreal Expos Olympic Stadium, Montreal, QB Sat Apr 14 1984, 3:33 AM EST Att: 17,030 - Unknown						
Bryan Little, S (1.4) OBP: 0.417, SLG: 0.477	F2		FC5-4 1-2		F5	FC4	FC4		F7	5 0 0 0 0 0 5							
Tim Raines, S (1.8) OBP: 0.458, SLG: 0.537	F3		K			F3	F7		F9	5 0 0 0 0 1 1							
Andre Dawson, R (1.9) OBP: 0.317, SLG: 0.432		F9		F7		HR 2B	K			4 1 1 0 0 1 0							
Gary Carter, R (1.3) OBP: 0.422, SLG: 0.550		6-3		6-3		HR BB	K			3 1 0 0 1 1 0							
Tim Lincecum, R (1.5) OBP: 0.409, SLG: 0.650 Miguel Dilone, S (8. PR) Jeff Reardon, R (9.1)									SH2-4 1B	3 1 3 3 1 0 0 0 0 0 0 0 0 0 0 0 0 0 0 0 0							
Bobby Ramos, R (1.2) OBP: 0.250, SLG: 0.100									SH2-4	1 0 0 0 2 1 1							
Angel Salazar, R (1.6) OBP: 0.171, SLG: 0.176									K	4 0 0 0 0 1 5							
Bill Gullickson, R (1.1) OBP: 0.268, SLG: 0.389 Greg Harris, S (6.1) Jim Wohlford, R (6. PH) Dan Schatzeder, L (7.1) Andy McGaffigan, R (7.1) Chris Speier, R (8. PH) OBP: 0.500, SLG: 0.500									F3	2 0 1 0 0 1 0 0 0 0 0 0 0 0 1 0 1 0 0 0 0 0 0 0 0 0 0 0 0 0 0 0 0 0 0 1 0 0 0 0 0 2							
Inning Stats	R: 0 H: 0 E: 0 LOB: 0 K: 0 BB: 0 S: 3 P: 3	R: 0 H: 0 E: 0 LOB: 2 K: 0 BB: 2 S: 3 P: 11	R: 0 H: 2 E: 1 LOB: 1 K: 1 BB: 0 S: 6 P: 6	R: 0 H: 1 E: 0 LOB: 1 K: 1 BB: 0 S: 6 P: 6	R: 0 H: 1 E: 0 LOB: 1 K: 1 BB: 0 S: 6 P: 6	R: 3 H: 3 E: 0 LOB: 3 K: 0 BB: 3 S: 6 P: 18	R: 0 H: 0 E: 0 LOB: 0 K: 2 BB: 0 S: 7 P: 7	R: 0 H: 1 E: 0 LOB: 2 K: 1 BB: 0 S: 6 P: 6	R: 0 H: 0 E: 0 LOB: 0 K: 0 BB: 0 S: 3 P: 3	1B: 6 SF: 0 2B: 1 SAC: 1 3B: 0 DP: 0 HR: 1 HBP: 0		WP: 0 PA: 39 PB: 0 SB: 1 CS: 1					
PITCHER	IP WLS BF H R ER SO BB IBB HBP BLK WP HR S P ERA WHIP																
Steve Carlton, L (1.1) ERA: 2.89	5.2	27	7	3	3	3	4	0	0	0	0	0	1	29	45	4.76	1.941
Larry Andersen, R (6.1) ERA: 2.25	1.1	W	6	1	0	0	1	0	0	0	0	0	0	9	13	0.00	1.500
Al Holland, L (8.1) ERA: 2.57	2.0	S	6	0	0	0	1	0	0	0	0	0	0	8	8	0.00	0.000

Batter	1	2	3	4	5	6	7	8	9	AB	R	H	RBI	BB	SO	LOB	TOP										
Pete Rose, S OBP: 0.404, SLG: 0.400 Derrel Thomas, S (7, FR) (7, 7)	0-0 1B E	0-0 F7		SH5-3		4-3				4	1	2	1	0	0	1											
Bryan Little, S OBP: 0.434, SLG: 0.490	0-0 E5 1-3 1B		1B	1B		4-3	3-1			5	2	3	0	0	0	1											
Tim Raines, S OBP: 0.453, SLG: 0.511	0-0 1-3		1B	1B		4-3		L1		4	1	1	0	1	0	1											
Andre Dawson, R OBP: 0.304, SLG: 0.390 Jim Wohlford, R (8, 9) OBP: 0.333, SLG: 0.333	4-0 BB BB		F7	F4			F8	K		4	0	0	0	1	1	5											
Gary Carter, R OBP: 0.420, SLG: 0.591	4-0 1-2 BB		F9				F8	6-3		4	1	1	4	1	0	2											
Tim Lincecum, R OBP: 0.429, SLG: 0.636	0-0 F7		HBP	1-3			2B			4	1	2	1	1	0	2											
Terry Francona, L OBP: 0.400, SLG: 0.469		4-0 SH1-4 BB	HBP			F2		G6-4-3 BB		3	1	1	0	1	0	1											
Angel Salazar, R OBP: 0.175, SLG: 0.231		0-3 K	F2			K		K		5	1	1	2	0	3	4											
Bryn Smith, R OBP: 0.500, SLG: 0.500		0-0 SH1-4		1B		1-3				3	2	2	1	0	0	0											
Inning Stats	R: 1 E: 1 K: 0 S: 4	H: 2 LOB: 2 BB: 2 P: 12	R: 0 E: 0 K: 1 S: 5	H: 0 LOB: 1 BB: 1 P: 9	R: 1 E: 0 K: 0 S: 6	H: 3 LOB: 3 BB: 0 P: 7	R: 4 E: 0 K: 0 S: 6	H: 3 LOB: 0 BB: 1 P: 10	R: 0 E: 0 K: 1 S: 5	H: 0 LOB: 0 BB: 0 P: 5	R: 0 E: 0 K: 0 S: 3	H: 0 LOB: 0 BB: 0 P: 3	R: 4 E: 0 K: 0 S: 8	H: 5 LOB: 1 BB: 0 P: 8	R: 0 E: 0 K: 1 S: 5	H: 0 LOB: 0 BB: 1 P: 8	R: 0 E: 0 K: 1 S: 4	H: 0 LOB: 0 BB: 1 P: 8	1B: 9 2B: 2 3B: 1 HR: 1	SF: 0 SAC: 2 DP: 1 HBP: 1	WP: 0 PB: 0 SB: 0 CS: 0	PA: 44					
PITCHER	IP	WLS	BF	H	R	ER	SO	BB	IBB	HBP	BLK	WP	HR	S	P	ERA	WHIP										
Ron Darling, R ERA: 3.94	4.0	L	24	8	6	5	1	4	0	1	0	0	1	21	38	11.25	3.000										
Craig Swan, R ERA: 5.14	1.0		3	0	0	0	1	0	0	0	0	0	0	5	5	0.00	0.000										
Dick Tidrow, R ERA: 8.53	3.0		14	5	4	4	1	0	0	0	0	0	0	16	16	12.00	1.667										
Doug Sisk, R ERA:	1.0		3	0	0	0	1	1	0	0	0	0	0	4	8	0.00	1.000										

Montreal Expos @ New York Mets
Shea Stadium, Flushing, NY
Tue Apr 17 1984, 3:33 AM EST
Att: 46,636 - Unknown

AB	36
R	10
H	13
RBI	9
BB	5
SO	4
LOB	17



Batter	1	2	3	4	5	6	7	8	9	AB	R	H	RBI	BB	SO	LOB	BOTTOM										
Wally Backman, S OBP: 0.481, SLG: 0.409	0-3 K							FC6-4		4	0	1	0	0	1	3											
José Oquendo, S OBP: 0.250, SLG: 0.172	0-0 5-3		L5				K	F7		4	0	0	0	0	1	4											
Keith Hernandez, L OBP: 0.302, SLG: 0.275	4-0 FC6-4 BB		F3				F5	F8		3	0	0	0	1	0	2											
George Foster, R OBP: 0.238, SLG: 0.463	0-0 FC6-4			3-1			F3	F4		4	0	0	0	0	0	1											
Darryl Strawberry, L OBP: 0.333, SLG: 0.526		L4		L6			K	F7		4	0	0	0	0	1	0											
Mookie Wilson, S OBP: 0.333, SLG: 0.364		4-3		6-3				1B		4	0	1	0	0	0	0											
Hubie Brooks, R OBP: 0.341, SLG: 0.361		4-0 BB					F8	F7		3	0	0	0	1	0	1											
John Gibbons, R OBP: 0.067, SLG: 0.067		0-3 K					1B	F7		3	0	1	0	0	1	1											
Ron Darling, R ERA: 3.94 Craig Swan, R ERA: 5.14 Danny Heep, L OBP: 0.250, SLG: 0.333 Dick Tidrow, R ERA: 8.53 Rusty Staub, L OBP: 0.500, SLG: 0.500 Ross Jones, R OBP: 0.333, SLG: 0.333				6-3			1-2 1B	FC6-4 1B		1	0	0	0	0	0	0											
Inning Stats	R: 0 E: 0 K: 1 S: 5	H: 0 LOB: 1 BB: 1 P: 9	R: 0 E: 0 K: 1 S: 5	H: 0 LOB: 1 BB: 1 P: 9	R: 0 E: 0 K: 0 S: 4	H: 1 LOB: 0 BB: 0 P: 4	R: 0 E: 0 K: 0 S: 3	H: 0 LOB: 0 BB: 0 P: 3	R: 0 E: 0 K: 1 S: 7	H: 2 LOB: 2 BB: 0 P: 7	R: 0 E: 0 K: 1 S: 5	H: 0 LOB: 0 BB: 0 P: 5	R: 0 E: 0 K: 0 S: 3	H: 0 LOB: 0 BB: 0 P: 3	R: 0 E: 0 K: 0 S: 4	H: 1 LOB: 1 BB: 0 P: 4	R: 0 E: 0 K: 0 S: 4	H: 1 LOB: 1 BB: 0 P: 4	1B: 5 2B: 0 3B: 0 HR: 0	SF: 0 SAC: 0 DP: 0 HBP: 0	WP: 0 PB: 0 SB: 0 CS: 0	PA: 34					
PITCHER	IP	WLS	BF	H	R	ER	SO	BB	IBB	HBP	BLK	WP	HR	S	P	ERA	WHIP										
Bryn Smith, R ERA: 2.49	9.0	W	34	5	0	0	4	2	0	0	0	0	0	40	48	0.00	0.778										

Montreal Expos @ New York Mets
Shea Stadium, Flushing, NY
Tue Apr 17 1984, 3:33 AM EST
Att: 46,636 - Unknown

AB	32
R	0
H	5
RBI	0
BB	2
SO	4
LOB	12



Batter	1	2	3	4	5	6	7	8	9	AB	R	H	RBI	BB	SO	LOB	TOP								
Pete Rose, S OBP: 0.426, SLG: 0.404 Derrel Thomas, S (8, FR) (8, 7)	0-0 6-3		0-0 BB 1B		4-0 E 1B BB	0-0 4-3		0-0 BB 1B		4	1	2	0	1	0	0									
Bryan Little, S OBP: 0.444, SLG: 0.474	0-0 F5		4-0 1-2 BB		0-0 1-2 2-3 1B 1B	0-0 F7		4-0 1-2 BB		3	1	1	0	2	0	0									
Tim Raines, S OBP: 0.452, SLG: 0.558	4-0 1B BB		0-3 K		0-0 L6		4-0 HR BB	0-0 F9		3	1	0	0	2	1	7									
Andre Dawson, R OBP: 0.345, SLG: 0.420	0-0 1-3 1B		0-3 K		0-0 E6 HBP 1B BB		0-0 F2		0-0 G5-4-3 1B	5	1	2	0	0	1	5									
Gary Carter, R OBP: 0.407, SLG: 0.604	0-0 F8			0-3 K	0-0 BB HBP 1B		0-0 1-H HR		0-0 F8	5	1	2	4	0	1	3									
Tim Lincecum, R OBP: 0.397, SLG: 0.558		0-3 K		0-3 K	0-0 1-2 2-3 HBP		0-0 6-3		0-0 G5-4-3	4	0	0	0	0	2	1									
Terry Francona, L OBP: 0.395, SLG: 0.436		0-0 4-3		0-3 K	4-0 1-2 2-3 3-H BB		0-0 F8			3	0	0	1	1	1	0									
Angel Salazar, R OBP: 0.188, SLG: 0.234		0-0 F8			0-0 1B L6			0-3 K2-3		4	1	1	0	0	1	3									
Bill Gulkickson, R OBP: 0.167, SLG: 0.167 Greg Harris, S (3, 1)			0-3 K		0-0 G3	0-3 K				1	0	0	0	0	1	0									
Miguel Dilone, S OBP: 0.250, SLG: 0.250 Dan Schatzeder, L (5, 1)					1-2 BB					0	0	0	0	0	0	0									
Gary Lucas, L (8, 1)										2	0	0	0	0	2	0									
Gary Lucas, L (8, 1)										0	0	0	0	0	0	0									
Inning Stats	R: 0 E: 0 K: 0 S: 4	H: 1 LOB: 2 BB: 1 P: 8	R: 0 E: 0 K: 1 S: 5	H: 0 LOB: 0 BB: 0 P: 5	R: 0 E: 0 K: 3 S: 10	H: 1 LOB: 2 BB: 1 P: 14	R: 0 E: 0 K: 3 S: 9	H: 0 LOB: 0 BB: 0 P: 9	R: 4 E: 1 K: 0 S: 7	H: 3 LOB: 3 BB: 2 P: 16	R: 0 E: 0 K: 1 S: 5	H: 0 LOB: 0 BB: 0 P: 5	R: 2 E: 0 K: 0 S: 4	H: 1 LOB: 0 BB: 1 P: 8	R: 0 E: 0 K: 2 S: 8	H: 1 LOB: 2 BB: 1 P: 12	R: 0 E: 0 K: 0 S: 3	H: 1 LOB: 0 BB: 0 P: 3	1B: 7 2B: 0 3B: 0 HR: 1	SF: 0 SAC: 0 DP: 1 HBP: 1	WP: 0 PB: 0 SB: 0 CS: 0	PA: 42			
PITCHER	IP	WLS	BF	H	R	ER	SO	BB	IBB	HBP	BLK	WP	HR	S	P	ERA	WHIP								
Dwight Gooden, R ERA: 4.73	(1, 1)	5.0	26	5	4	0	7	4	0	1	0	0	0	35	52	0.00	1.800								
Craig Swan, R ERA: 6.0	(6, 1)	2.0	8	1	2	2	1	1	0	0	0	0	1	9	13	9.00	1.000								
Jesse Orosco, L ERA:	(8, 1)	2.0	W	8	2	0	0	2	1	0	0	0	0	11	15	0.00	1.500								

Montreal Expos @ New York Mets
Shea Stadium, Flushing, NY
Thu Apr 19 1984, 3:33 AM EST
Att: 10,705 - Unknown

AB	35
R	6
H	8
RBI	5
BB	6
SO	10
LOB	20



Batter	1	2	3	4	5	6	7	8	9	AB	R	H	RBI	BB	SO	LOB	BOTTOM								
Wally Backman, S OBP: 0.432, SLG: 0.438 José Oquendo, S OBP: 0.229, SLG: 0.156	0-0 S 1B 1B	0-0 E6 1B E		0-0 4-3		0-0 FC		0-0 5-3		5	2	1	0	0	0	2									
Ron Gardenhire, R OBP: 0.281, SLG: 0.287	0-3 K	0-0 E8 1B		0-3 K			0-0 K			4	0	1	0	0	2	1									
Keith Hernandez, L OBP: 0.294, SLG: 0.255	4-0 PB 2B BB		0-0 F7	0-3 K			0-0 F8			3	1	0	0	1	1	0									
George Foster, R OBP: 0.260, SLG: 0.531	0-0 PB 2B 1B		0-0 HR		0-0 4-3		0-0 F9			4	2	2	2	0	0	0									
Darryl Strawberry, L OBP: 0.360, SLG: 0.556	0-0 4-3 2B		0-0 WP 2B		0-0 F9		0-0 1-3			4	0	2	2	0	0	0									
Mookie Wilson, S OBP: 0.317, SLG: 0.325	0-0 4-3		0-0 F9		0-3 K		0-0 HR BB			3	1	0	0	1	1	2									
Hubie Brooks, R OBP: 0.367, SLG: 0.512	0-0 F2		4-0 BB IBB		0-0 E4 SH3-4		0-0 HR			3	1	1	2	1	0	1									
John Gibbons, R OBP: 0.174, SLG: 0.050		0-3 K	4-0 FC6 BB		0-0 F8		4-0 F7			3	0	0	0	1	1	1									
Dwight Gooden, R Craig Swan, R Jesse Orosco, R	(1, 1) (6, 1) (8, 1)		0-0 F7	0-0 FC6		0-0 SH3-4		4-0 BB		2	0	0	0	0	0	3									
Inning Stats	R: 3 E: 0 K: 1 S: 8	H: 3 LOB: 1 BB: 1 P: 12	R: 1 E: 2 K: 1 S: 6	H: 1 LOB: 1 BB: 0 P: 6	R: 1 E: 0 K: 0 S: 5	H: 2 LOB: 3 BB: 2 P: 13	R: 0 E: 0 K: 2 S: 7	H: 0 LOB: 0 BB: 0 P: 7	R: 0 E: 1 K: 0 S: 4	H: 0 LOB: 1 BB: 0 P: 4	R: 0 E: 0 K: 0 S: 3	H: 0 LOB: 0 BB: 0 P: 3	R: 0 E: 0 K: 0 S: 4	H: 1 LOB: 1 BB: 2 P: 12	R: 2 E: 0 K: 0 S: 4	H: 1 LOB: 1 BB: 2 P: 12	R: 0 E: 0 K: 0 S: 3	H: 1 LOB: 0 BB: 0 P: 3	1B: 3 2B: 2 3B: 0 HR: 2	SF: 0 SAC: 1 DP: 0 HBP: 0	WP: 1 PB: 1 SB: 1 CS: 0	PA: 37			
PITCHER	IP	WLS	BF	H	R	ER	SO	BB	IBB	HBP	BLK	WP	HR	S	P	ERA	WHIP								
Bill Gulkickson, R ERA: 7.71	(1, 1)	2.2	17	6	5	4	2	2	1	0	0	0	0	18	30	13.50	3.000								
Greg Harris, R ERA: 2.57	(3, 1)	1.1	4	0	0	0	2	0	0	0	0	0	0	8	8	0.00	0.000								
Dan Schatzeder, L ERA: 5.4	(5, 1)	3.2	L	15	1	2	2	1	2	0	0	0	1	15	23	4.91	0.818								
Gary Lucas, L ERA: 6.0	(8, 1)	0.1	1	0	0	0	0	0	0	0	0	0	0	1	1	0.00	0.000								

Montreal Expos @ New York Mets
Shea Stadium, Flushing, NY
Thu Apr 19 1984, 3:33 AM EST
Att: 10,705 - Unknown

AB	31
R	7
H	7
RBI	6
BB	5
SO	5
LOB	10



Batter	1	2	3	4	5	6	7	8	9	AB	R	H	RBI	BB	SO	LOB	TOP				
Pete Rose, S OBP: 0.424, SLG: 0.382 Derrel Thomas, S (8, FR) (8, 7)	F8	2B BB	4-3		4-3			CS BB		3	1	0	0	2	0	1					
Bryan Little, S OBP: 0.456, SLG: 0.516	1B	2B	1B	2B	1B			K		5	2	3	1	0	2	1					
Tim Raines, S OBP: 0.463, SLG: 0.554	1B	2B	4-3	E	1B			F3		4	2	2	1	1	0	2					
Andre Dawson, R OBP: 0.333, SLG: 0.400	2B	1B	4-3		5-3			K		5	1	1	1	0	1	2					
Gary Carter, R OBP: 0.406, SLG: 0.596	2B	E	6-3		6-3			1-3		4	0	1	2	1	0	1					
Tim Lincecum, R OBP: 0.397, SLG: 0.544	F5	E7			3-1			1B		5	0	2	0	0	0	2					
Terry Francona, L OBP: 0.417, SLG: 0.452	IBB	IBB						K		3	0	1	0	2	1	2					
Angel Salazar, R OBP: 0.173, SLG: 0.216	4-3	4-3			L3			FC5-4		4	0	0	0	0	0	7					
Steve Rogers, R Gary Lucas, L Jeff Reardon, R		4-3			K			6-3		4	0	0	0	0	2	2					
Inning Stats	R: 3 E: 0 K: 0 S: 6	H: 3 LOB: 2 BB: 2 P: 14	R: 3 E: 1 K: 0 S: 6	H: 2 LOB: 3 BB: 3 P: 18	R: 0 E: 0 K: 1 S: 6	H: 1 LOB: 1 BB: 0 P: 6	R: 0 E: 0 K: 0 S: 3	H: 0 LOB: 0 BB: 0 P: 3	R: 0 E: 0 K: 1 S: 6	H: 1 LOB: 1 BB: 0 P: 6	R: 0 E: 0 K: 1 S: 6	H: 1 LOB: 1 BB: 0 P: 6	R: 0 E: 0 K: 1 S: 4	H: 0 LOB: 1 BB: 1 P: 8	R: 0 E: 0 K: 0 S: 4	H: 1 LOB: 1 BB: 0 P: 4	1B: 6 2B: 4 3B: 0 HR: 0	SF: 0 SAC: 0 DP: 0 HBP: 0	WP: 0 PB: 0 SB: 0 CS: 1	PA: 43	
PITCHER	IP WLS BF H R ER SO BB IBB HBP BLK WP HR S P ERA WHIP	IP WLS BF H R ER SO BB IBB HBP BLK WP HR S P ERA WHIP	IP WLS BF H R ER SO BB IBB HBP BLK WP HR S P ERA WHIP	IP WLS BF H R ER SO BB IBB HBP BLK WP HR S P ERA WHIP	IP WLS BF H R ER SO BB IBB HBP BLK WP HR S P ERA WHIP	IP WLS BF H R ER SO BB IBB HBP BLK WP HR S P ERA WHIP	IP WLS BF H R ER SO BB IBB HBP BLK WP HR S P ERA WHIP	IP WLS BF H R ER SO BB IBB HBP BLK WP HR S P ERA WHIP	IP WLS BF H R ER SO BB IBB HBP BLK WP HR S P ERA WHIP	IP WLS BF H R ER SO BB IBB HBP BLK WP HR S P ERA WHIP	IP WLS BF H R ER SO BB IBB HBP BLK WP HR S P ERA WHIP	IP WLS BF H R ER SO BB IBB HBP BLK WP HR S P ERA WHIP	IP WLS BF H R ER SO BB IBB HBP BLK WP HR S P ERA WHIP	IP WLS BF H R ER SO BB IBB HBP BLK WP HR S P ERA WHIP	IP WLS BF H R ER SO BB IBB HBP BLK WP HR S P ERA WHIP	IP WLS BF H R ER SO BB IBB HBP BLK WP HR S P ERA WHIP	IP WLS BF H R ER SO BB IBB HBP BLK WP HR S P ERA WHIP	IP WLS BF H R ER SO BB IBB HBP BLK WP HR S P ERA WHIP	IP WLS BF H R ER SO BB IBB HBP BLK WP HR S P ERA WHIP	IP WLS BF H R ER SO BB IBB HBP BLK WP HR S P ERA WHIP	IP WLS BF H R ER SO BB IBB HBP BLK WP HR S P ERA WHIP

Montreal Expos @ St. Louis Cardinals
 Busch Stadium, St. Louis, MO
 Sat Apr 21 1984, 6:05 PM CST
 Unknown

AB	37
R	6
H	10
RBI	5
BB	6
SO	6
LOB	20





Batter	1	2	3	4	5	6	7	8	9	AB	R	H	RBI	BB	SO	LOB	BOTTOM					
Lonnie Smith, R OBP: 0.413, SLG: 0.444 Dave Rucker, L	FC6-5		K		FC5-4			1-2 2-3 3-H		3	0	1	1	1	1	1						
Ken Oberkfell, L OBP: 0.304, SLG: 0.286	FC6-5-6				F8			F8		4	0	0	0	0	0	4						
Tom Herr, S OBP: 0.400, SLG: 0.353	G4-6-3				G3			F7		4	0	0	0	0	1	1						
George Hendrick, R OBP: 0.324, SLG: 0.303					F7			F5		4	0	1	0	0	0	0						
Dane Iorg, L OBP: 0.267, SLG: 0.231					F9			F9		4	0	0	0	0	0	1						
Willie McGee, S OBP: 0.339, SLG: 0.358					6-3			FC3-6		4	1	2	0	0	1	2						
Darrell Porter, L OBP: 0.378, SLG: 0.594					4-3			FC3-6		4	2	1	0	0	0	2						
Ozzie Smith, S OBP: 0.364, SLG: 0.417					F7			5-3		4	0	1	0	0	0	2						
John Stuper, R Jeff Lahti, R Steve Stritt, L Ricky Horton, L Andy Van Slyke, L David Green, R					F8			FC5-4		0	0	0	0	0	0	0						
Inning Stats	R: 0 E: 0 K: 0 S: 3	H: 1 LOB: 0 BB: 0 P: 3	R: 0 E: 1 K: 0 S: 4	H: 0 LOB: 1 BB: 0 P: 4	R: 0 E: 0 K: 1 S: 5	H: 0 LOB: 0 BB: 0 P: 5	R: 0 E: 0 K: 0 S: 3	H: 0 LOB: 0 BB: 0 P: 3	R: 2 E: 0 K: 0 S: 6	H: 3 LOB: 1 BB: 0 P: 6	R: 0 E: 0 K: 0 S: 3	H: 0 LOB: 0 BB: 0 P: 3	R: 1 E: 0 K: 0 S: 5	H: 2 LOB: 3 BB: 2 P: 13	R: 0 E: 0 K: 2 S: 8	H: 1 LOB: 1 BB: 0 P: 8	R: 0 E: 0 K: 0 S: 3	H: 0 LOB: 0 BB: 0 P: 3	1B: 6 2B: 1 3B: 0 HR: 0	SF: 0 SAC: 0 DP: 1 HBP: 0	WP: 1 PB: 0 SB: 0 CS: 0	PA: 36
PITCHER	IP WLS BF H R ER SO BB IBB HBP BLK WP HR S P ERA WHIP	IP WLS BF H R ER SO BB IBB HBP BLK WP HR S P ERA WHIP	IP WLS BF H R ER SO BB IBB HBP BLK WP HR S P ERA WHIP	IP WLS BF H R ER SO BB IBB HBP BLK WP HR S P ERA WHIP	IP WLS BF H R ER SO BB IBB HBP BLK WP HR S P ERA WHIP	IP WLS BF H R ER SO BB IBB HBP BLK WP HR S P ERA WHIP	IP WLS BF H R ER SO BB IBB HBP BLK WP HR S P ERA WHIP	IP WLS BF H R ER SO BB IBB HBP BLK WP HR S P ERA WHIP	IP WLS BF H R ER SO BB IBB HBP BLK WP HR S P ERA WHIP	IP WLS BF H R ER SO BB IBB HBP BLK WP HR S P ERA WHIP	IP WLS BF H R ER SO BB IBB HBP BLK WP HR S P ERA WHIP	IP WLS BF H R ER SO BB IBB HBP BLK WP HR S P ERA WHIP	IP WLS BF H R ER SO BB IBB HBP BLK WP HR S P ERA WHIP	IP WLS BF H R ER SO BB IBB HBP BLK WP HR S P ERA WHIP	IP WLS BF H R ER SO BB IBB HBP BLK WP HR S P ERA WHIP	IP WLS BF H R ER SO BB IBB HBP BLK WP HR S P ERA WHIP	IP WLS BF H R ER SO BB IBB HBP BLK WP HR S P ERA WHIP	IP WLS BF H R ER SO BB IBB HBP BLK WP HR S P ERA WHIP	IP WLS BF H R ER SO BB IBB HBP BLK WP HR S P ERA WHIP	IP WLS BF H R ER SO BB IBB HBP BLK WP HR S P ERA WHIP	IP WLS BF H R ER SO BB IBB HBP BLK WP HR S P ERA WHIP	

Montreal Expos @ St. Louis Cardinals
 Busch Stadium, St. Louis, MO
 Sat Apr 21 1984, 6:05 PM CST
 Unknown

AB	34
R	3
H	7
RBI	2
BB	2
SO	3
LOB	13



Batter	1	2	3	4	5	6	7	8	9	AB	R	H	RBI	BB	SO	LOB	TOP			
Miguel Dilone, S OBP: 0.273, SLG: 0.364 (1, 7)	0-0 4-3 1B	0-0 1-3 1B			0-0 F9 FC4-2-5-2 2B					3	0	1	0	0	0	0	Montreal Expos @ St. Louis Cardinals Busch Stadium, St. Louis, MO Sat Apr 21 1984, 6:05 PM CST Att: 13,207 - Unknown AB 21 R 4 H 6 RBI 4 BB 2 SO 1 LOB 6 			
Bryan Little, S OBP: 0.451, SLG: 0.508 (1, 4)	0-0 1B	0-0 F9 1B			0-0 F9 2-3					3	1	1	0	0	0	1				
Tim Raines, S OBP: 0.443, SLG: 0.525 (1, 8)	0-0 E9 1B		0-0 F8		0-0 FC4-2-5-2 3H					3	1	0	0	0	2					
Tim Wallach, R OBP: 0.409, SLG: 0.593 (1, 5)	4-0 1B SF9 BB		0-0 HR		0-0 F8					2	2	1	1	1	0	1				
Terry Francona, L OBP: 0.431, SLG: 0.467 (1, 3)	0-0 BB 1B		0-0 6-3		0-0 1B 1B					3	0	2	2	0	0	0				
Jim Wothford, R OBP: 0.500, SLG: 0.400 (1, 9)	4-0 FC6-4 BB		0-0 5-3		0-0 1B 1B					2	0	1	0	1	0	0				
Bobby Ramos, R OBP: 0.214, SLG: 0.091 (1, 2)	0-0 SF9		0-0 F8		0-0 F8					1	0	0	1	0	0	0				
Chris Speier, R OBP: 0.250, SLG: 0.250 (1, 6)	0-0 FC6-4		0-0 6-3		0-0 6-3					2	0	0	0	0	0	2				
David Palmer, R OBP: 0.333, SLG: 1.333 (1, 1)		0-0 6-3		0-3 K						2	0	0	0	0	1	0				
Inning Stats	R: 3 E: 1 K: 0 S: 6	H: 2 LOB: 2 BB: 2 P: 14	R: 0 E: 0 K: 0 S: 3	H: 0 LOB: 0 BB: 0 P: 3	R: 1 E: 0 K: 0 S: 4	H: 1 LOB: 0 BB: 0 P: 4	R: 0 E: 0 K: 1 S: 5	H: 0 LOB: 0 BB: 0 P: 5	R: 0 E: 0 K: 0 S: 4	H: 2 LOB: 1 BB: 0 P: 4	R: 0 E: 0 K: 0 S: 2	H: 2 LOB: 2 BB: 0 P: 2					1B: 4 2B: 1 3B: 0 HR: 1	SF: 1 SAC: 0 DP: 0 HBP: 0	WP: 0 PB: 0 SB: 0 CS: 0	PA: 24
PITCHER Bob Forsch, R ERA: 4.5 (1, 1)	IP: 5.0 WLS: L BF: 24 H: 6 R: 4 ER: 2 SO: 1 BB: 2 IBB: 0 HBP: 0 BLK: 0 WP: 0 HR: 1 S: 24 P: 32 ERA: 3.60 WHIP: 1.600															PITCHER				

Batter	1	2	3	4	5	6	7	8	9	AB	R	H	RBI	BB	SO	LOB	BOTTOM	
Lonnie Smith, R OBP: 0.400, SLG: 0.429 (1, 7)	0-0 6-3			0-0 6-3						2	0	0	0	0	0	0	Montreal Expos @ St. Louis Cardinals Busch Stadium, St. Louis, MO Sat Apr 21 1984, 6:05 PM CST Att: 13,207 - Unknown AB 15 R 0 H 0 RBI 0 BB 0 SO 2 LOB 0 	
Andy Van Slyke, L OBP: 0.397, SLG: 0.385 (1, 5)	0-3 K			0-0 F4						2	0	0	0	0	1	0		
David Green, R OBP: 0.352, SLG: 0.510 Dane Iorg, L OBP: 0.235, SLG: 0.200 (1, 3)	0-0 6-3			0-0 5-3						0	0	0	0	0	0	0		
George Hendrick, R OBP: 0.306, SLG: 0.286 (1, 9)		0-0 1-3			0-0 F9					2	0	0	0	0	0	0		
Willie McGee, S OBP: 0.328, SLG: 0.345 (1, 8)		0-0 6-3			0-0 G3					2	0	0	0	0	0	0		
Tom Herr, S OBP: 0.393, SLG: 0.346 Mike Ramsey, S (3, 4)		0-3 K			0-0 4-3					1	0	0	0	0	1	0		
Ozzie Smith, S OBP: 0.357, SLG: 0.408 (1, 6)			0-0 G3							1	0	0	0	0	0	0		
Glenn Brummer, R OBP: 0.286, SLG: 0.429 (1, 2)			0-0 3-1							1	0	0	0	0	0	0		
Bob Forsch, R (1, 1)			0-0 4-3							1	0	0	0	0	0	0		
Inning Stats	R: 0 E: 0 K: 1 S: 5	H: 0 LOB: 0 BB: 0 P: 5	R: 0 E: 0 K: 1 S: 5	H: 0 LOB: 0 BB: 0 P: 5	R: 0 E: 0 K: 0 S: 3	H: 0 LOB: 0 BB: 0 P: 3	R: 0 E: 0 K: 0 S: 3	H: 0 LOB: 0 BB: 0 P: 3	R: 0 E: 0 K: 0 S: 3	H: 0 LOB: 0 BB: 0 P: 3					1B: 0 2B: 0 3B: 0 HR: 0	SF: 0 SAC: 0 DP: 0 HBP: 0	WP: 0 PB: 0 SB: 0 CS: 0	PA: 15
PITCHER David Palmer, R ERA: 0.9 (1, 1)	IP: 5.0 WLS: W BF: 15 H: 0 R: 0 ER: 0 SO: 2 BB: 0 IBB: 0 HBP: 0 BLK: 0 WP: 0 HR: 0 S: 19 P: 19 ERA: 0.00 WHIP: 0.000															PITCHER		

Batter	1	2	3	4	5	6	7	8	9	AB	R	H	RBI	BB	SO	LOB	TOP										
Wally Backman, S (1,4) OBP: 0.373, SLG: 0.356	5-3		5-3	6-3		1-3 2-H 1B			FC4-6 BB	4	0	1	0	1	0	1											
Ron Gardenhire, R (1,6) OBP: 0.283, SLG: 0.256 Danny Heep, L (9, PH) OBP: 0.286, SLG: 0.357	5-3		F7			CS 1B			FC4-6 G1-6-3 1-2	4	0	1	0	0	0	0											
Keith Hernandez, L (1,3) OBP: 0.343, SLG: 0.290	4-3		2B 1B			FC1-4 BB 1-2			G1-6-3 1-2	3	1	1	0	2	0	1											
George Foster, R (1,7) OBP: 0.294, SLG: 0.500		F4	1B 2B			FC1-4 BB 1-2				4	1	2	0	0	0	1											
Darryl Strawberry, L (1,9) OBP: 0.403, SLG: 0.583		1B E BB	2-H 3-H 1B			F7				3	1	1	2	1	0	3											
Mookie Wilson, S (1,8) OBP: 0.333, SLG: 0.364		E8 1-H 1B	F7			1-3			F9	4	1	1	0	0	0	3											
Hubie Brooks, R (1,5) OBP: 0.308, SLG: 0.407		K				F3			F8	4	0	1	0	0	1	0											
Ron Hodges, L (1,2) OBP: 0.353, SLG: 0.154		E6				FC1-5 BB 1B			6-3	2	0	0	0	2	0	0											
Walt Terrell, L (1,1) OBP: 0.154, SLG: 0.083 Ed Lynch, R (6,1) OBP: 0.500, SLG: 0.500 Rusty Staub, L (6, PH) OBP: 0.286, SLG: 0.286 Craig Swan, R (8,1)		F7				FC1-5 1B			F9	3	0	0	0	0	1	4											
Inning Stats	R: 0 E: 0 K: 0 S: 3	H: 0 LOB: 0 BB: 0 P: 3	R: 2 E: 2 K: 1 S: 7	H: 1 LOB: 1 BB: 1 P: 11	R: 2 E: 0 K: 0 S: 6	H: 3 LOB: 1 BB: 0 P: 6	R: 0 E: 0 K: 1 S: 5	H: 0 LOB: 1 BB: 1 P: 9	R: 0 E: 0 K: 0 S: 4	H: 2 LOB: 2 BB: 1 P: 8	R: 0 E: 0 K: 0 S: 4	H: 1 LOB: 2 BB: 1 P: 8	R: 0 E: 0 K: 0 S: 3	H: 0 LOB: 0 BB: 0 P: 3	R: 0 E: 0 K: 0 S: 2	H: 0 LOB: 0 BB: 1 P: 6	1B: 7 2B: 1 3B: 0 HR: 0	SF: 0 SAC: 0 DP: 1 HBP: 0	WP: 0 PB: 0 SB: 0 CS: 1	PA: 39							
PITCHER	IP	WLS	BF	H	R	ER	SO	BB	IBB	HBP	BLK	WP	HR	S	P	ERA	WHIP										
Charlie Lea, R (1,1) ERA: 2.62	7.0	W	33	8	4	2	2	5	0	0	0	0	0	32	52	2.57	1.857										
Greg Harris, R (8,1) ERA: 2.25	1.0		4	0	0	0	0	1	0	0	0	0	0	3	7	0.00	1.000										
Gary Lucas, L (9,1) ERA: 4.7	1.0	S	2	0	0	0	0	0	0	0	0	0	0	2	2	0.00	0.000										

New York Mets @ Montreal Expos
Olympic Stadium, Montreal, QB
Mon Apr 23 1984, 3:33 AM EST
Att: 19,547 - Unknown

AB 33
R 4
H 8
RBI 2
BB 6
SO 2
LOB 14



Batter	1	2	3	4	5	6	7	8	9	AB	R	H	RBI	BB	SO	LOB	BOTTOM										
Pete Rose, S (1,7) OBP: 0.405, SLG: 0.365 Greg Harris, S (8,1) Gary Lucas, L (9,1)	4-3		1B SF8 1B						K	4	1	1	1	0	1	0											
Bryan Little, S (1,4) OBP: 0.456, SLG: 0.486	F8		1B 1-2 1B						BB	3	0	1	0	1	0	0											
Tim Raines, S (1,8) OBP: 0.436, SLG: 0.507	6-3		1-2 2-3 1B						F8	4	0	1	0	0	1	1											
Andre Dawson, R (1,9) OBP: 0.338, SLG: 0.443		6-3	SF8						F8	2	1	0	1	1	0	0											
Gary Carter, R (1,2) OBP: 0.403, SLG: 0.571			3-H F8						F7	2	1	0	0	1	0	2											
Tim Lincecum, R (1,5) OBP: 0.378, SLG: 0.582		G5-4-3 BB							F7	2	1	0	0	1	0	2											
Tim Lincecum, R (1,5) OBP: 0.378, SLG: 0.582		G5-4-3 1-2							K	4	1	1	3	0	1	1											
Terry Francona, L (1,3) OBP: 0.404, SLG: 0.451			2B 2B						F8	3	1	1	0	0	1	0											
Angel Salazar, R (1,6) OBP: 0.172, SLG: 0.228			2B 1B 2B						F8	3	1	1	1	0	0	0											
Charlie Lea, R (1,1) Derrel Thomas, S (7, PH) (8, 7)			B2-4						F9	2	0	0	0	0	1	1											
Inning Stats	R: 0 E: 0 K: 0 S: 3	H: 0 LOB: 0 BB: 0 P: 3	R: 3 E: 0 K: 0 S: 8	H: 5 LOB: 2 BB: 0 P: 8	R: 0 E: 0 K: 1 S: 5	H: 0 LOB: 0 BB: 0 P: 5	R: 0 E: 0 K: 1 S: 5	H: 0 LOB: 0 BB: 0 P: 5	R: 3 E: 0 K: 1 S: 6	H: 1 LOB: 1 BB: 1 P: 11	R: 0 E: 0 K: 1 S: 5	H: 0 LOB: 1 BB: 1 P: 9	R: 0 E: 0 K: 1 S: 5	H: 0 LOB: 0 BB: 0 P: 5	R: 0 E: 0 K: 1 S: 5	H: 0 LOB: 0 BB: 0 P: 5	1B: 3 2B: 2 3B: 0 HR: 1	SF: 1 SAC: 0 DP: 1 HBP: 1	WP: 0 PB: 0 SB: 0 CS: 0	PA: 33							
PITCHER	IP	WLS	BF	H	R	ER	SO	BB	IBB	HBP	BLK	WP	HR	S	P	ERA	WHIP										
Walt Terrell, R (1,1) ERA: 3.77	5.1	L	24	6	6	6	3	2	0	1	0	0	0	27	36	10.12	1.500										
Ed Lynch, R (6,1) ERA: 2.77	1.2		6	0	0	0	1	1	0	0	0	0	0	7	11	0.00	0.600										
Craig Swan, R (8,1) ERA: 9.69	1.0		3	0	0	0	1	0	0	0	0	0	0	5	5	0.00	0.000										

New York Mets @ Montreal Expos
Olympic Stadium, Montreal, QB
Mon Apr 23 1984, 3:33 AM EST
Att: 19,547 - Unknown

AB 28
R 6
H 6
RBI 6
BB 3
SO 5
LOB 5



Batter	1	2	3	4	5	6	7	8	9	10	11	AB	R	H	RBI	BB	SO	LOB	TOP					
Wally Backman, S OBP: 0.357, SLG: 0.340	6-3			1-3		K		1B			1-3	5	0	1	0	0	1	0						
Ron Gardenhire, R OBP: 0.275, SLG: 0.250	K			S 1B		K		F7			F9	5	0	1	0	0	2	2						
Keith Hernandez, L OBP: 0.333, SLG: 0.299	F3			F7		F3				F9	1B 2B	5	1	1	0	0	0	1						
George Foster, R OBP: 0.301, SLG: 0.486		2-3		1-2 BB				F8		K	1B	4	0	1	1	1	1	0						
Darryl Strawberry, L OBP: 0.403, SLG: 0.563	1-3			K				F4			1B	4	0	1	0	1	1	2						
Mookie Wilson, S OBP: 0.323, SLG: 0.350	4-3					PB S 1B		3-1			F5	5	0	1	0	0	1	3						
Hubie Brooks, R OBP: 0.290, SLG: 0.381				4-1		K		F3			F7	4	0	0	0	0	1	1						
Junior Ortiz, R OBP: 0.227, SLG: 0.150				4-3		FC1-2-5-1					F7	2	0	0	0	0	0	1						
Danny Heep, L OBP: 0.333, SLG: 0.400						1-H					1B	1	1	1	0	0	0	0						
Mike Fitzgerald, R OBP: 0.333, SLG: 0.200											F7	1	0	0	0	0	0	0						
Dwight Gooden, R OBP: 0.200, SLG: 0.200				6-3		5-3					K	2	0	0	0	0	0	1						
Rusty Staub, R OBP: 0.200, SLG: 0.200											1B	1	0	1	0	0	0	0						
Doug Sisk, R OBP: 0.333, SLG: 0.333											1B	0	0	0	0	0	0	0						
John Gibbons, R OBP: 0.143, SLG: 0.143											1B	1	0	0	0	0	1	0						
Jesse Orosco, L OBP: 0.143, SLG: 0.143											2B	0	0	0	0	0	0	0						
Inning Stats	R: 0 E: 0 K: 1 S: 5	H: 0 LOB: 0 BB: 0 P: 5	R: 0 E: 0 K: 0 S: 3	H: 0 LOB: 0 BB: 0 P: 3	R: 0 E: 0 K: 0 S: 3	H: 0 LOB: 0 BB: 0 P: 3	R: 0 E: 0 K: 1 S: 6	H: 1 LOB: 2 BB: 1 P: 10	R: 0 E: 0 K: 2 S: 7	H: 0 LOB: 0 BB: 0 P: 7	R: 0 E: 0 K: 0 S: 3	H: 0 LOB: 0 BB: 0 P: 3	R: 1 E: 1 K: 0 S: 5	H: 3 LOB: 2 BB: 0 P: 5	R: 0 E: 0 K: 1 S: 6	H: 1 LOB: 1 BB: 0 P: 6	R: 0 E: 0 K: 1 S: 5	H: 0 LOB: 0 BB: 0 P: 5	R: 1 E: 0 K: 1 S: 7	H: 2 LOB: 2 BB: 1 P: 11	1B: 6 2B: 2 3B: 0 HR: 0	SF: 0 SAC: 0 DP: 0 HBP: 0	WP: 0 PB: 1 SB: 2 CS: 0	PA: 42
PITCHER	IP: 7.0 WLS: 24 BF: 24 H: 2 R: 0 ER: 0 SO: 5 BB: 1 IBB: 0 HBP: 0 BLK: 0 WP: 0 HR: 0 S: 33 P: 37 ERA: 0.00 WHIP: 0.429																							
David Palmer, R ERA: 0.53	8, 1, 1	1.0	5	3	1	1	0	0	0	0	0	0	0	0	5	5	9.00	3.000						
Jeff Reardon, R ERA: 2.08	8, 1, 1	2.0	7	1	0	0	2	0	0	0	0	0	0	0	11	11	0.00	0.500						
Gary Lucas, L ERA: 3.72	11, 1, 1	1.0	L	6	2	1	1	1	0	0	0	0	0	0	7	11	9.00	2.000						

New York Mets @ Montreal Expos
Olympic Stadium, Montreal, QB
Wed Apr 25 1984, 3:33 AM EST
Att: 5,370 - Unknown

livebaseballscores.com

AB 40
R 2
H 8
RBI 2
BB 2
SO 8
LOB 11




Batter	1	2	3	4	5	6	7	8	9	10	11	AB	R	H	RBI	BB	SO	LOB	BOTTOM			
Pete Rose, S OBP: 0.380, SLG: 0.338	3-1			F8		E4				6-3		5	0	0	0	0	1	0				
Bryan Little, S OBP: 0.440, SLG: 0.459	4-3			CS BB		F7				F9		4	0	0	0	1	0	1				
Tim Lincecum, S OBP: 0.434, SLG: 0.500	F6			K		E S 1B				BB 1B		5	0	2	0	0	2	1				
Andre Dawson, R OBP: 0.333, SLG: 0.422		F8				K		K		BB 1B		3	0	0	0	1	2	1				
Gary Carter, R OBP: 0.382, SLG: 0.537		1-3				K		F3		BB		4	0	0	0	0	1	3				
Tim Wallach, R OBP: 0.359, SLG: 0.549		K				K		K				4	0	0	0	0	4	1				
Terry Francona, L OBP: 0.393, SLG: 0.436				F9		BLK E 1B				F3		4	1	1	0	0	1	0				
Angel Salazar, R OBP: 0.167, SLG: 0.220				3-1		K				F5		2	0	0	0	0	1	1				
Dwight Gooden, R ERA: 3.1						K				2B		2	0	1	0	0	0	0				
Jeff Reardon, R ERA: 2.08						K				6-3		2	0	0	0	0	0	0				
Gary Lucas, L ERA: 3.72						K				F9		0	0	0	0	0	0	0				
Chris Speier, R ERA: 3.00						K						1	0	0	0	0	1	0				
Greg Harris, S ERA: 3.0												0	0	0	0	0	0	0				
Inning Stats	R: 0 E: 0 K: 0 S: 3	H: 0 LOB: 0 BB: 0 P: 3	R: 0 E: 0 K: 1 S: 5	H: 0 LOB: 0 BB: 0 P: 5	R: 0 E: 0 K: 1 S: 5	H: 0 LOB: 0 BB: 0 P: 5	R: 0 E: 0 K: 1 S: 4	H: 0 LOB: 0 BB: 1 P: 8	R: 0 E: 0 K: 2 S: 9	H: 1 LOB: 1 BB: 0 P: 9	R: 0 E: 0 K: 0 S: 3	H: 1 LOB: 0 BB: 0 P: 3	R: 0 E: 0 K: 0 S: 4	H: 1 LOB: 2 BB: 1 P: 8	R: 0 E: 0 K: 2 S: 8	H: 1 LOB: 1 BB: 0 P: 8	R: 0 E: 0 K: 2 S: 7	H: 0 LOB: 0 BB: 0 P: 7	1B: 3 2B: 1 3B: 0 HR: 0	SF: 0 SAC: 0 DP: 0 HBP: 0	WP: 0 PB: 0 SB: 1 CS: 1	PA: 39
PITCHER	IP: 7.0 WLS: 8 BF: 24 H: 2 R: 1 ER: 0 SO: 10 BB: 1 IBB: 0 HBP: 0 BLK: 1 WP: 0 HR: 0 S: 43 P: 47 ERA: 0.00 WHIP: 0.429																					
Dwight Gooden, R ERA: 3.1	8, 1, 1	2.0	8	1	0	0	0	0	0	0	0	0	0	0	7	11	0.00	1.000				
Doug Sisk, R ERA: 3.72	10, 1, 1	2.0	W	7	1	0	0	4	0	0	0	0	0	0	15	15	0.00	0.500				

New York Mets @ Montreal Expos
Olympic Stadium, Montreal, QB
Wed Apr 25 1984, 3:33 AM EST
Att: 5,370 - Unknown

livebaseballscores.com

AB 37
R 1
H 4
RBI 0
BB 2
SO 14
LOB 10



Batter	1	2	3	4	5	6	7	8	9	AB	R	H	RBI	BB	SO	LOB	TOP					
Lonnie Smith, R (1, 7) <small>OBP: 0.379, SLG: 0.440</small> Tito Landrum, R (8, 7) <small>OBP: 0.316, SLG: 0.235</small>	 HR		 2B 1B		 CS 1B	 F9		 FC4-6		5	2	3	2	0	0	4						
Willie McGee, S (1, 8) <small>OBP: 0.325, SLG: 0.373</small>	 6-3		 F7		 F7		 K	 4-3		5	0	0	0	0	1	4						
Dane Iorg, L (1, 3) <small>OBP: 0.209, SLG: 0.227</small> David Green, R (9, PH) <small>OBP: 0.333, SLG: 0.467</small> (9, 3)	 F7		 F3 2B		 F8		 K	 F8		4	0	1	1	0	1	0						
Darrell Porter, L (1, 2) <small>OBP: 0.362, SLG: 0.540</small>	 1-3		 F3			 1B 2B BB	 F3		 1B 1B	4	2	1	0	1	0	1						
George Hendrick, R (1, 9) <small>OBP: 0.298, SLG: 0.291</small>		 F3	 6-3			 1-2 2B 1B		 5-3	 1B 1B 1B	5	1	2	0	0	0	1						
Tom Herr, S (1, 4) <small>OBP: 0.394, SLG: 0.355</small>		 BB 1B		 F9		 F8		 1B SH 1B	 1-2 1B	5	1	3	1	0	0	2						
Ken Oberkfell, L (1, 5) <small>OBP: 0.350, SLG: 0.333</small>		 1-2 BB		 6-3		 SH5-3 1H 2H 2B		 E SH FC4-6 1B	 G6-4 3H 1B	4	1	3	2	1	0	0						
Ozzie Smith, S (1, 6) <small>OBP: 0.329, SLG: 0.343</small>		 F8		 F6		 SH5-3 BB		 SH FC4-6 E	 G6-4 3H 1B	3	0	0	1	1	0	5						
Joaquin Andujar, S (1, 1) <small>OBP: 0.083, SLG: 0.333</small>	 4-3				 HR	 SH5-3		 E1 FC4-6		3	1	1	1	0	0	4						
Inning Stats	R: 1 E: 0 K: 0 S: 4	H: 1 LOB: 0 BB: 0 P: 4	R: 0 E: 0 K: 0 S: 4	H: 1 LOB: 2 BB: 1 P: 8	R: 1 E: 0 K: 0 S: 5	H: 2 LOB: 1 BB: 0 P: 5	R: 0 E: 0 K: 0 S: 3	H: 0 LOB: 0 BB: 0 P: 3	R: 1 E: 0 K: 0 S: 4	H: 2 LOB: 0 BB: 0 P: 4	R: 2 E: 0 K: 0 S: 5	H: 2 LOB: 2 BB: 2 P: 13	R: 0 E: 0 K: 2 S: 7	H: 0 LOB: 0 BB: 0 P: 7	R: 2 E: 2 K: 0 S: 7	H: 2 LOB: 2 BB: 0 P: 7	R: 1 E: 0 K: 0 S: 6	H: 4 LOB: 2 BB: 0 P: 6	1B: 10 2B: 2 3B: 0 HR: 2	SF: 0 SAC: 2 DP: 1 HBP: 0	WP: 0 PB: 0 SB: 1 CS: 1	PA: 44
PITCHER	IP WLS BF H R ER SO BB IBB HBP BLK WP HR S P ERA WHIP																					
Steve Rogers, R (1, 1) <small>ERA: 6.0</small>	5.1	L	25	8	5	5	0	2	0	0	0	0	0	0	2	23	31	8.44	1.875			
Fred Breining, R (6, 1) <small>ERA</small>	0.2		3	0	0	0	0	1	0	0	0	0	0	0	0	2	6	0.00	1.500			
Bob James, R (7, 1) <small>ERA: 12.0</small>	2.0		10	2	2	1	2	0	0	0	0	0	0	0	14	14	4.50	1.000				
Dan Schatzeder, L (9, 1) <small>ERA: 5.87</small>	1.0		6	4	1	1	0	0	0	0	0	0	0	0	6	6	9.00	4.000				

St. Louis Cardinals @ Montreal Expos
 Olympic Stadium, Montreal, QB
 Fri Apr 27 1984, 3:33 AM EST
 Att: 14,095 - Unknown

AB 39
 R 8
 H 14
 RBI 8
 BB 3
 SO 2
 LOB 21



BOTTOM

St. Louis Cardinals @ Montreal Expos
 Olympic Stadium, Montreal, QB
 Fri Apr 27 1984, 3:33 AM EST
 Att: 14,095 - Unknown

AB 34
 R 2
 H 10
 RBI 2
 BB 2
 SO 2
 LOB 14



Batter	1	2	3	4	5	6	7	8	9	AB	R	H	RBI	BB	SO	LOB	BOTTOM		
Pete Rose, S (1, 7) <small>OBP: 0.369, SLG: 0.329</small>	 1B	 F3		 FC6-4		 F6			 F8	5	0	1	0	0	0	4			
Bryan Little, S (1, 4) <small>OBP: 0.427, SLG: 0.443</small>	 1B SF7 1B		 1-3		 4-3		 F9		 1-3	5	1	1	0	0	0	0			
Tim Raines, S (1, 8) <small>OBP: 0.437, SLG: 0.493</small>	 1-3 1B		 F6		 BB BB		 4-3			3	0	1	0	1	0	0			
Andre Dawson, R (1, 9) <small>OBP: 0.329, SLG: 0.448</small>	 SF7		 3B		 F3		 F8			3	0	1	1	0	0	1			
Gary Carter, R (1, 2) <small>OBP: 0.375, SLG: 0.514</small>	 F7		 K		 FC6-4 BB		 F8			3	0	0	0	1	1	2			
Tim Lincecum, R (1, 5) <small>OBP: 0.396, SLG: 0.547</small>		 1B S FC6-4 1B		 FC1-5 1B		 FC6-4		 F7		4	1	2	0	0	0	2			
Terry Francona, L (1, 3) <small>OBP: 0.400, SLG: 0.441</small>		 FC6-4 1B		 F4		 F3		 1B		4	0	2	0	0	0	1			
Angel Salazar, R (1, 6) <small>OBP: 0.172, SLG: 0.222</small>		 FC6-4 SH1-3		 FC1-5 1B		 F8		 K		4	0	1	1	0	1	2			
Steve Rogers, R (1, 1) <small>ERA: 3.11</small>	9.0	W	38	10	2	2	2	2	2	2	0	0	0	0	0	0	48	2.00	1.333
PITCHER	IP WLS BF H R ER SO BB IBB HBP BLK WP HR S P ERA WHIP																		
Joaquin Andujar, R (1, 1) <small>ERA: 3.11</small>	9.0	W	38	10	2	2	2	2	2	2	0	0	0	0	0	0	48	2.00	1.333

WP: 0
 PB: 0
 SB: 1
 CS: 0
 PA: 38

Batter	1	2	3	4	5	6	7	8	9	AB	R	H	RBI	BB	SO	LOB	TOP		
Lonnie Smith, R OBP: 0.374, SLG: 0.456 Willie McGee, S OBP: 0.333, SLG: 0.408 (9, PH)	0-0 SF9 3B	0-3 K		0-3 K		0-0 F3			0-0 2B 3B	4	1	1	0	0	2	3			
Andy Van Slyke, L OBP: 0.404, SLG: 0.425 (1, 8)	4-0 HR BB		0-3 K		0-0 5-3 1B 2B	0-0 F4-3			0-0 2B	4	2	2	1	1	1	1			
David Green, R OBP: 0.353, SLG: 0.468 (1, 3)	0-0 SF9		4-0 1B 1B BB		0-0 5-3			0-0 G6-3 1B	4-0 S BB	2	1	1	1	2	0	1			
Darrell Porter, L OBP: 0.381, SLG: 0.593 (1, 2)	0-0 HR		0-0 1B 1B		4-0 1B IBB			0-0 G6-3 1B	0-3 K BB	4	1	2	2	1	1	2			
George Hendrick, R OBP: 0.290, SLG: 0.283 (1, 9)	0-3 K		0-0 1B		0-3 K			0-0 6-3	0-0 F6	5	0	1	1	0	2	3			
Ken Oberkfell, L OBP: 0.341, SLG: 0.325 (1, 5)	0-3 K		0-0 F3		0-0 1B				0-0 F9	4	0	1	1	0	1	1			
Tom Herr, S OBP: 0.413, SLG: 0.359 (1, 4)		4-0 SH1-4 BB		0-0 FC3-6 1B	0-0 1-3				4-0 BB	2	0	1	0	2	0	2			
Ozzie Smith, S OBP: 0.325, SLG: 0.329 (1, 6)		0-0 F9		0-0 FC3-6 SH1-4		4-0 S BB			0-0 F8	3	0	0	0	1	0	3			
Dave LaPoint, L Bruce Sutter, R (8, 1)		0-0 SH1-4		0-0 SH1-4		0-3 K			0-3 K	2	0	0	0	0	2	2			
Inning Stats	R: 3 E: 0 K: 2 S: 9	H: 2 LOB: 0 BB: 1 P: 13	R: 0 E: 0 K: 1 S: 5	H: 0 LOB: 1 BB: 1 P: 9	R: 1 E: 0 K: 1 S: 6	H: 2 LOB: 1 BB: 0 P: 10	R: 0 E: 0 K: 1 S: 6	H: 1 LOB: 1 BB: 0 P: 6	R: 1 E: 0 K: 1 S: 7	H: 2 LOB: 2 BB: 1 P: 11	R: 0 E: 0 K: 0 S: 3	H: 1 LOB: 0 BB: 0 P: 3	R: 0 E: 0 K: 1 S: 5	H: 0 LOB: 1 BB: 1 P: 9	R: 1 E: 0 K: 1 S: 6	H: 2 LOB: 1 BB: 1 P: 10	1B: 5 2B: 2 3B: 2 HR: 1	SF: 1 SAC: 2 DP: 1 HBP: 0	WP: 0 PA: 41 CS: 0
PITCHER	IP WLS BF H R ER SO BB IBB HBP BLK WP HR S P ERA WHIP	IP WLS BF H R ER SO BB IBB HBP BLK WP HR S P ERA WHIP																	
Bryn Smith, R ERA: 3.18 Fred Breining, R ERA Bob James, R ERA: 10.13	(1, 1) (6, 1) (8, 1)	5.0 2.0 2.0	7 1 9	25 0 2	5 0 1	5 0 1	6 1 2	3 1 2	1 0 0	0 0 0	0 0 0	0 0 0	1 8 11	49 12 19	9.00 0.00 4.50	2.000 1.000 2.000			

St. Louis Cardinals @ Montreal Expos
Olympic Stadium, Montreal, QB
Sat Apr 28 1984, 3:33 AM EST
Att: 16,727 - Unknown

AB	31
R	6
H	10
RBI	6
BB	7
SO	9
LOB	18



Batter	1	2	3	4	5	6	7	8	9	AB	R	H	RBI	BB	SO	LOB	BOTTOM		
Pete Rose, S OBP: 0.364, SLG: 0.316 (1, 7)	4-0 WP 1B BB	0-0 L4-3			0-0 G1-6-3			0-0 F8		3	1	0	0	1	0	3			
Doug Flynn, R OBP: 0.400, SLG: 0.400 (1, 4)	0-0 F6-3		0-0 F6-3			0-3 K2-3		0-0 1B 1B		4	0	1	0	0	1	1			
Tim Raines, S OBP: 0.440, SLG: 0.494 (1, 8)	0-3 K		0-0 6-3			0-0 1B		0-0 1B		4	0	2	0	0	1	1			
Andre Dawson, R OBP: 0.325, SLG: 0.429 (1, 9)	4-0 1B BB		0-3 K			0-0 F9		0-0 F9		3	0	0	0	1	1	3			
Gary Carter, R OBP: 0.381, SLG: 0.514 (1, 2)	0-0 1B			0-3 K		0-3 K			0-0 FC6-4 1B 1B	4	0	2	1	0	2	1			
Tim Lincecum, R OBP: 0.380, SLG: 0.526 (1, 5)	0-0 4-3			0-0 6-3		4-0 G4-6-3 BB			0-3 K	3	0	0	0	1	1	3			
Terry Francona, L OBP: 0.406, SLG: 0.444 (1, 3)		0-0 BB 1B		0-0 4-3		0-0 G4-6-3			0-0 FC6-4 1B	4	0	2	0	0	0	1			
Angel Salazar, R OBP: 0.164, SLG: 0.212 Bob James, R Jim Wohlford, R OBP: 0.375, SLG: 0.286 (9, PH)	(1, 6) (8, 1)	0-3 K		0-0 4-3		0-0 F4			0-0 FC6-4	3	0	0	0	0	1	1			
Bryn Smith, R OBP: 0.417, SLG: 0.333 Chris Speier, L OBP: 0.333, SLG: 0.333 Fred Breining, R Derrel Thomas, S OBP: 0.250, SLG: 0.200 (8, 6)	(1, 1) (5, PH) (6, 1) (8, 6)	4-0 L4-3 BB		0-0 G1-6-3 1B		0-3 K		0-0 F9		0	0	0	0	1	0	0			
Inning Stats	R: 1 E: 0 K: 1 S: 6	H: 1 LOB: 2 BB: 2 P: 14	R: 0 E: 0 K: 1 S: 5	H: 1 LOB: 1 BB: 1 P: 9	R: 0 E: 0 K: 1 S: 5	H: 0 LOB: 0 BB: 0 P: 5	R: 0 E: 0 K: 1 S: 3	H: 0 LOB: 0 BB: 0 P: 3	R: 0 E: 0 K: 2 S: 8	H: 1 LOB: 1 BB: 0 P: 8	R: 0 E: 0 K: 0 S: 2	H: 0 LOB: 0 BB: 1 P: 6	R: 0 E: 0 K: 1 S: 7	H: 2 LOB: 2 BB: 0 P: 7	R: 0 E: 0 K: 1 S: 7	H: 2 LOB: 2 BB: 0 P: 7	1B: 8 2B: 1 3B: 0 HR: 0	SF: 0 SAC: 0 DP: 3 HBP: 0	WP: 1 PA: 36 CS: 0
PITCHER	IP WLS BF H R ER SO BB IBB HBP BLK WP HR S P ERA WHIP	IP WLS BF H R ER SO BB IBB HBP BLK WP HR S P ERA WHIP																	
Dave LaPoint, L Bruce Sutter, R	(1, 1) (8, 1)	7.2 1.1	30 6	7 2	1 0	1 0	7 1	4 0	0 0	0 0	0 0	0 8	56 8	1.17 0.00	1.304 1.500				

St. Louis Cardinals @ Montreal Expos
Olympic Stadium, Montreal, QB
Sat Apr 28 1984, 3:33 AM EST
Att: 16,727 - Unknown

AB	32
R	1
H	8
RBI	1
BB	4
SO	8
LOB	18



Batter	1	2	3	4	5	6	7	8	9	AB	R	H	RBI	BB	SO	LOB	TOP				
Pete Rose, S (1, 7) OBP: 0.365, SLG: 0.321	5-3			K	F9			F6-3 1B	E4 3B	4	0	1	0	0	1	0	Montreal Expos @ Philadelphia Phillies Veterans Stadium, Philadelphia, PA Mon Apr 30 1984, 7:05 PM EDT Att: 20,277 - Unknown				
Derrel Thomas, S (8, FR) OBP: 0.286, SLG: 0.417										1	1	1	2	0	0	0					
Doug Flynn, R (1, 4) OBP: 0.182, SLG: 0.182	F6-3			F7			F5-3	F6-3 1-2	F3	5	0	0	0	0	0	1					
Tim Raines, S (1, 8) OBP: 0.450, SLG: 0.482	L3			WP 2B BB			F8	F8		3	1	0	0	1	0	2					
Andre Dawson, R (1, 9) OBP: 0.371, SLG: 0.440				WP 2B BB			1B S BB			1	1	1	0	3	0	0					
Gary Carter, R (1, 3) OBP: 0.391, SLG: 0.506	G5-4-3 1B			2B BB				BB		3	0	1	0	1	1	3					
Tim Lincecum, R (1, 5) OBP: 0.383, SLG: 0.547	L4			1-2 2-3 BB			1B			4	1	2	2	0	0	2					
Chris Speier, R (1, 6) OBP: 0.273, SLG: 0.273				1-3 2-H 3-H 2B			4-3		SH E 1B	3	1	0	0	0	1	2					
Bobby Ramos, R (1, 2) OBP: 0.167, SLG: 0.067	5-3			F9			5-3		SH E 1-2	4	0	0	0	0	1	2					
Andy McGaffigan, R (1, 1) Gary Lucas, L (8, 1) Terry Francona, L (9, PH) Jeff Reardon, R (9, 1)				K	F8		K		F8	3	0	0	0	0	3	0					
Inning Stats	R: 0 E: 0 K: 0 S: 3	H: 0 LOB: 0 BB: 0 P: 3	R: 0 E: 0 K: 0 S: 3	H: 1 LOB: 0 BB: 0 P: 3	R: 0 E: 0 K: 2 S: 7	H: 0 LOB: 0 BB: 0 P: 7	R: 2 E: 0 K: 1 S: 6	H: 1 LOB: 2 BB: 3 P: 18	R: 0 E: 0 K: 1 S: 5	H: 0 LOB: 0 BB: 0 P: 5	R: 0 E: 0 K: 0 S: 4	H: 0 LOB: 0 BB: 0 P: 7	R: 0 E: 0 K: 1 S: 6	H: 1 LOB: 2 BB: 1 P: 10	R: 3 E: 1 K: 0 S: 6	H: 2 LOB: 0 BB: 0 P: 6	1B: 4 2B: 1 3B: 1 HR: 0	SF: 0 SAC: 1 DP: 1 HBP: 0	WP: 1 PB: 0 SB: 1 CS: 0	PA: 38	
PITCHER	IP	WLS	BF	H	R	ER	SO	BB	IBB	HBP	BLK	WP	HR	S	P	ERA	WHIP				
Steve Carlton, L (1, 1) ERA: 2.5	8.0	L	32	4	2	2	7	5	0	0	0	1	0	41	61	2.25	1.125				
Bill Campbell, R (9, 1) ERA: 2.04	1.0		6	2	3	2	0	0	0	0	0	0	0	6	6	18.00	2.000				

AB	32
R	5
H	6
RBI	4
BB	5
SO	7
LOB	14



Batter	1	2	3	4	5	6	7	8	9	AB	R	H	RBI	BB	SO	LOB	BOTTOM				
Juan Samuel, R (1, 4) OBP: 0.379, SLG: 0.435	6-3			K					K	4	0	1	0	0	2	0	Montreal Expos @ Philadelphia Phillies Veterans Stadium, Philadelphia, PA Mon Apr 30 1984, 7:05 PM EDT Att: 20,277 - Unknown				
Len Matuszek, L (1, 3) OBP: 0.342, SLG: 0.422	F7			F6-4-3 BB				L6	F4 BB 1B	3	1	0	0	1	0	1					
Mike Schmidt, R (1, 5) OBP: 0.368, SLG: 0.494	K			F6-4-3 1-2			F7		BB 1B BB	3	1	0	0	1	1	1					
Joe Lefebvre, L (1, 9) OBP: 0.443, SLG: 0.542				F9			F7		BB 1B BB	3	0	1	0	1	0	0					
Glenn Wilson, R (1, 7) OBP: 0.299, SLG: 0.436				F8			F7		1B 1-2 2-3 BB	4	0	0	0	0	1	4					
Von Hayes, L (1, 8) OBP: 0.391, SLG: 0.491				F9			3-1		K	4	0	2	2	0	0	1					
John Wockenfuss, R (1, 2) OBP: 0.393, SLG: 0.375				F4-3 2-3			F7		BB 1B 1-3 2-H 3-H 1B	4	0	0	0	0	0	4					
Ivan De Jesus, R (1, 6) OBP: 0.325, SLG: 0.333				L3			1-3		F8	4	0	0	0	0	0	4					
Greg Gross, L (8, PH) OBP: 0.556, SLG: 0.533				6-3			F8		F8	2	0	0	0	0	0	0					
Kiko Garcia, R (9, 6)									F5-4-3 BB	0	0	0	0	0	0	0					
Steve Carlton, L (1, 1) OBP: 0.083, SLG: 0.083				K			F7		F5-4-3	2	0	0	0	0	1	0					
Tim Corcoran, L (8, PH) OBP: 0.500, SLG: 0.200										0	0	0	0	0	0	0					
Sixto Lezcano, R (8, PH) OBP: 0.375, SLG: 0.211										1	0	0	0	0	0	2					
Bill Campbell, R (9, 1)										0	0	0	0	0	0	0					
Inning Stats	R: 0 E: 0 K: 1 S: 5	H: 0 LOB: 0 BB: 0 P: 5	R: 0 E: 0 K: 0 S: 3	H: 0 LOB: 0 BB: 0 P: 3	R: 0 E: 0 K: 1 S: 5	H: 0 LOB: 0 BB: 0 P: 5	R: 0 E: 0 K: 1 S: 4	H: 0 LOB: 1 BB: 1 P: 8	R: 0 E: 0 K: 0 S: 4	H: 1 LOB: 1 BB: 0 P: 4	R: 0 E: 0 K: 0 S: 3	H: 0 LOB: 0 BB: 0 P: 3	R: 0 E: 0 K: 0 S: 3	H: 1 LOB: 1 BB: 1 P: 7	R: 2 E: 1 K: 2 S: 9	H: 1 LOB: 2 BB: 2 P: 17	1B: 2 2B: 1 3B: 1 HR: 0	SF: 0 SAC: 0 DP: 2 HBP: 0	WP: 0 PB: 0 SB: 0 CS: 0	PA: 34	
PITCHER	IP	WLS	BF	H	R	ER	SO	BB	IBB	HBP	BLK	WP	HR	S	P	ERA	WHIP				
Andy McGaffigan, R (1, 1) ERA: 1.29	7.1	W	26	3	0	0	3	2	0	0	0	0	0	30	38	0.00	0.682				
Gary Lucas, L (8, 1) ERA: 2.92	0.2		1	0	0	0	0	0	0	0	0	0	0	1	1	0.00	0.000				
Jeff Reardon, R (9, 1) ERA: 1.93	1.0		7	1	2	0	2	2	0	0	0	0	0	9	17	0.00	3.000				

AB	30
R	2
H	4
RBI	2
BB	4
SO	5
LOB	13



Batter	1	2	3	4	5	6	7	8	9	AB	R	H	RBI	BB	SO	LOB	TOP	
Miguel Dilone, S OBP: 0.353, SLG: 0.412 Angel Salazar, R OBP: 0.188, SLG: 0.254	0-0 S 1B		0-0 S 5-3		0-0 S 3-1			0-0 S G3-6-3 1B		4	1	2	0	0	0	0		
Bryan Little, S OBP: 0.410, SLG: 0.420	0-3 S K			0-0 S 1B 2B		0-0 S 1-3		0-0 S G3-6-3 1-2 1B		4	0	1	0	0	1	2		
Tim Raines, S OBP: 0.450, SLG: 0.484	0-0 S 1-H 1B			0-0 S F8		0-3 S K		0-0 S E 1B		4	1	2	1	0	1	1		
Andre Dawson, R OBP: 0.367, SLG: 0.422	0-0 S 6-3			0-0 S 5-3		0-0 S 6-3		0-0 S E5 2B		4	1	0	0	0	0	1		
Gary Carter, R OBP: 0.396, SLG: 0.522		0-0 S 6-3		0-0 S HBP 2-3 1B			0-3 S K	0-0 S 2B		4	0	2	1	0	1	0		
Tim Lincecum, R OBP: 0.359, SLG: 0.500	0-3 S K			1-0 S 1-2 HBP		0-0 S F7		0-0 S G3		3	0	0	0	0	1	1		
Terry Francona, L OBP: 0.390, SLG: 0.434	0-0 S 4-3			0-0 S 4-3			0-0 S 1B 2B		0-0 S 1-3	4	0	1	0	0	0	3		
Chris Speier, R OBP: 0.278, SLG: 0.278 Bob James, R Gary Lucas, L			0-0 S 5-3		0-0 S 6-3		0-0 S FC4-6 2-3 1B		0-0 S L6	3	0	1	0	0	0	0		
Steve Rogers, R Dan Schatzeder, L Derrel Thomas, S OBP: 0.250, SLG: 0.357			0-0 S 4-3		0-3 S K		0-0 S FC4-6 1-2 1B		0-3 S K	0	0	0	0	0	0	0		
Inning Stats	R: 1 E: 0 K: 1 S: 6	H: 2 LOB: 0 BB: 0 P: 6	R: 0 E: 0 K: 1 S: 5	H: 0 LOB: 0 BB: 0 P: 5	R: 0 E: 0 K: 0 S: 3	H: 2 LOB: 3 BB: 0 P: 6	R: 0 E: 0 K: 1 S: 5	H: 0 LOB: 0 BB: 0 P: 5	R: 0 E: 0 K: 1 S: 7	H: 2 LOB: 2 BB: 0 P: 7	R: 2 E: 1 K: 0 S: 6	H: 3 LOB: 1 BB: 0 P: 6	R: 0 E: 0 K: 1 S: 5	H: 0 LOB: 0 BB: 0 P: 5	1B: 6 2B: 3 3B: 0 HR: 0	SF: 0 SAC: 0 DP: 1 HBP: 1	WP: 0 PB: 0 SB: 1 CS: 1	PA: 36
PITCHER John Denny, R ERA: 1.38	IP: 9.0 WLS: L BF: 36 H: 9 R: 3 ER: 1 SO: 6 BB: 0 IBB: 0 HBP: 1 BLK: 0 WP: 0 HR: 0 S: 47 P: 48 ERA: 1.00 WHIP: 1.000															PITCHER		

Montreal Expos @ Philadelphia Phillies
Veterans Stadium, Philadelphia, PA
Wed May 02 1984, 7:05 PM EDT
Att: 24,922 - Unknown

AB 35
R 3
H 9
RBI 2
BB 0
SO 6
LOB 10



Batter	1	2	3	4	5	6	7	8	9	AB	R	H	RBI	BB	SO	LOB	BOTTOM			
Juan Samuel, R OBP: 0.356, SLG: 0.398	0-3 S K		0-0 S 6-3		0-3 S K		0-0 S F8			4	0	0	0	0	2	1				
Len Matuszek, L OBP: 0.341, SLG: 0.408	4-0 S BB		0-0 S L4			0-3 S K		0-3 S K		3	0	0	0	1	2	0				
Mike Schmidt, R OBP: 0.385, SLG: 0.544	0-3 S K		0-0 S 2B			0-0 S HR		0-0 S 1B 1B		4	1	3	1	0	1	1				
Joe Lefebvre, L OBP: 0.423, SLG: 0.500	0-0 S 4-3		0-0 S 4-3			0-3 S K		0-0 S F7		4	0	0	0	0	1	3				
Sixto Lezcano, R OBP: 0.438, SLG: 0.577		0-0 S L4		0-3 S K		4-0 S BB		0-0 S 1-3 1B		3	0	1	0	1	1	0				
Von Hayes, L OBP: 0.408, SLG: 0.508 John Wockenfuss, R OBP: 0.379, SLG: 0.360 Greg Gross, L OBP: 0.379, SLG: 0.533		0-0 S 1B 1B		0-0 S CS 2B		0-0 S 3-1		0-0 S F8		3	1	2	0	0	0	1				
Ozzie Virgil, R OBP: 0.310, SLG: 0.611		0-0 S 1-H 1B		0-0 S F8		4-0 S SH3-4 BB			0-0 S 5-3	3	0	1	1	1	0	1				
Ivan De Jesus, R OBP: 0.318, SLG: 0.316	0-3 S K		0-0 S CS 2-3		0-0 S 4-3		0-0 S F9		0-3 S K	4	0	0	0	0	2	2				
John Denny, R OBP: 0.308, SLG: 0.308 Gary Maddox, R OBP: 0.345, SLG: 0.444	0-0 S F7			0-0 S F8		0-0 S SH3-4		0-0 S 6-3		2	0	0	0	0	0	1				
Inning Stats	R: 0 E: 0 K: 2 S: 7	H: 0 LOB: 1 BB: 1 P: 11	R: 1 E: 0 K: 1 S: 7	H: 2 LOB: 1 BB: 0 P: 7	R: 0 E: 0 K: 0 S: 4	H: 1 LOB: 0 BB: 0 P: 4	R: 0 E: 0 K: 1 S: 5	H: 1 LOB: 0 BB: 0 P: 5	R: 0 E: 0 K: 1 S: 8	H: 0 LOB: 1 BB: 1 P: 12	R: 0 E: 0 K: 0 S: 3	H: 0 LOB: 1 BB: 1 P: 7	R: 0 E: 0 K: 1 S: 7	H: 2 LOB: 2 BB: 0 P: 7	R: 0 E: 0 K: 1 S: 5	H: 0 LOB: 0 BB: 0 P: 5	1B: 4 2B: 2 3B: 0 HR: 1	SF: 0 SAC: 1 DP: 0 HBP: 0	WP: 0 PB: 0 SB: 1 CS: 1	PA: 37
PITCHER Steve Rogers, R ERA: 6.08 Dan Schatzeder, L ERA: 4.05 Bob James, R ERA: 9.26 Gary Lucas, L ERA: 2.83	IP: 1.1 WLS: 7 BF: 17 H: 3 R: 1 ER: 1 SO: 5 BB: 1 IBB: 0 HBP: 0 BLK: 0 WP: 0 HR: 1 S: 26 P: 30 ERA: 1.93 WHIP: 0.857															PITCHER				

Montreal Expos @ Philadelphia Phillies
Veterans Stadium, Philadelphia, PA
Wed May 02 1984, 7:05 PM EDT
Att: 24,922 - Unknown

AB 32
R 2
H 7
RBI 2
BB 3
SO 9
LOB 12



Batter	1	2	3	4	5	6	7	8	9	10	AB	R	H	RBI	BB	SO	LOB	TOP			
Claudell Washington, L OBP: 0.459, SLG: 0.625	K		F7		IBB		FC5-4 IBB		1B 1B		3	0	1	0	2	1	1	Atlanta Braves @ Montreal Expos Olympic Stadium, Montreal, QB Sat May 05 1984, 3:33 AM EDT Att. 16,519 - Unknown			
Rafael Ramirez, R OBP: 0.333, SLG: 0.313	CS 1B		F8	1-3			FC5-4 1-2		1B 1B		5	0	2	0	0	0	5				
Dale Murphy, R OBP: 0.324, SLG: 0.467	K 1-2		F5			1B FC6-4 1B			F3		5	1	2	0	0	1	3				
Chris Chambliss, L OBP: 0.267, SLG: 0.341		F8		BB		FC6-4 1B		K	F7		4	0	1	0	1	1	1				
Terry Harper, R OBP: 0.294, SLG: 0.226		F8		K		FC6-4 G5-4-3 1-2r 3-H		F7	1-3		5	0	0	1	0	1	3				
Glenn Hubbard, R OBP: 0.405, SLG: 0.439		K			5-3	G5-4-3 1-2r			F6-3		4	0	0	0	1	1	1				
Bruce Benedict, R OBP: 0.284, SLG: 0.279			F4		5-3 1B 1B		K	5-3			4	0	1	0	0	1	2				
Jerry Royster, R OBP: 0.205, SLG: 0.244			1-3		5-3 1B		SH1-4 BB		F7		3	0	1	0	1	0	0				
Len Barker, R OBP: 0.200, SLG: 0.154					5-3		SH1-4		4-3		2	0	0	0	1	0	2				
Gene Garber, R (9, 1)					1-2 2-3		1-2				0	0	0	0	0	0	0				
Inning Stats	R: 0 E: 0 K: 2 S: 7	H: 1 LOB: 0 BB: 0 P: 7	R: 0 E: 0 K: 1 S: 5	H: 0 LOB: 0 BB: 0 P: 5	R: 0 E: 0 K: 0 S: 3	H: 0 LOB: 1 BB: 1 P: 7	R: 0 E: 0 K: 1 S: 5	H: 0 LOB: 1 BB: 1 P: 9	R: 0 E: 0 K: 0 S: 5	H: 2 LOB: 3 BB: 1 P: 9	R: 1 E: 0 K: 0 S: 4	H: 2 LOB: 0 BB: 0 P: 4	R: 0 E: 0 K: 1 S: 5	H: 0 LOB: 2 BB: 2 P: 13	R: 0 E: 0 K: 0 S: 3	H: 2 LOB: 2 BB: 0 P: 5	R: 0 E: 0 K: 0 S: 3	H: 0 LOB: 0 BB: 0 P: 3	1B: 7 2B: 0 3B: 1 HR: 0	SF: 0 SAC: 1 DP: 1 HBP: 0	WP: 0 PA: 42
PITCHER	IP 8.0	WLS 34	H 6	R 1	ER 1	SO 6	BB 3	IBB 3	HBP 0	BLK 0	WP 0	HR 0	S 40	P 64	ERA 1.12	WHIP 1.125					
Bryn Smith, R ERA: 2.79	(1, 1)																				
Andy McGaffigan, R ERA: 1.13	(9, 1)	2.0	W	8	2	0	0	0	0	0	0	0	8	8	0.00	1.000					

Batter	1	2	3	4	5	6	7	8	9	10	AB	R	H	RBI	BB	SO	LOB	BOTTOM			
Miguel Dilone, S OBP: 0.333, SLG: 0.381	1-3				1-3			1-3			4	0	1	0	0	0	3	Atlanta Braves @ Montreal Expos Olympic Stadium, Montreal, QB Sat May 05 1984, 3:33 AM EDT Att. 16,519 - Unknown			
Bryan Little, S OBP: 0.384, SLG: 0.402	F8		1-3			F6		F7			4	0	0	0	0	0	2				
Tim Raines, S OBP: 0.434, SLG: 0.464	K			F5		4-3		5-3			4	0	0	0	0	1	0				
Andre Dawson, R OBP: 0.363, SLG: 0.448		K		K		6-3		HR			4	1	1	1	0	2	0				
Gary Carter, R OBP: 0.381, SLG: 0.500		E5		F3			F5	1-3			4	0	0	0	0	0	0				
Tim Wallach, R OBP: 0.355, SLG: 0.490		F8			FC4-6 1B 1B		F6	5-3			4	0	1	0	0	0	1				
Terry Francona, L OBP: 0.395, SLG: 0.450		K			FC4-6 1B		F5				4	1	2	0	0	1	1				
Angel Salazar, R OBP: 0.183, SLG: 0.246			1-3					F8 2B			2	0	0	0	0	0	2				
Pete Rose, S OBP: 0.373, SLG: 0.344					FC4-6			F6			1	0	1	0	0	0	0				
Derrel Thomas, S OBP: 0.235, SLG: 0.333					1-2r 2-3			F8 2B			1	0	0	0	0	0	1				
Bryn Smith, R OBP: 0.357, SLG: 0.273					6-3			F8			2	0	0	0	0	1	2				
Jim Wohlford, R OBP: 0.400, SLG: 0.444											1	0	0	0	0	0	1				
Doug Flynn, R OBP: 0.250, SLG: 0.250									2-H		1	0	1	1	0	0	0				
Inning Stats	R: 0 E: 0 K: 1 S: 5	H: 0 LOB: 0 BB: 0 P: 5	R: 0 E: 1 K: 2 S: 8	H: 0 LOB: 1 BB: 0 P: 8	R: 0 E: 0 K: 0 S: 4	H: 1 LOB: 1 BB: 0 P: 4	R: 0 E: 0 K: 1 S: 5	H: 0 LOB: 0 BB: 0 P: 5	R: 0 E: 0 K: 1 S: 7	H: 2 LOB: 2 BB: 0 P: 7	R: 0 E: 0 K: 0 S: 3	H: 0 LOB: 0 BB: 0 P: 3	R: 0 E: 0 K: 0 S: 4	H: 1 LOB: 1 BB: 0 P: 4	R: 1 E: 0 K: 0 S: 4	H: 1 LOB: 0 BB: 0 P: 4	R: 1 E: 0 K: 0 S: 3	H: 2 LOB: 1 BB: 0 P: 3	1B: 4 2B: 2 3B: 0 HR: 1	SF: 0 SAC: 0 DP: 0 HBP: 0	WP: 0 PA: 36
PITCHER	IP 8.0	WLS 29	H 4	R 0	ER 0	SO 5	BB 0	IBB 0	HBP 0	BLK 0	WP 0	HR 0	S 39	P 39	ERA 0.00	WHIP 0.500					
Len Barker, R ERA: 4.07	(1, 1)																				
Gene Garber, R ERA: 5.23	(9, 1)	1.1	L	7	3	2	0	0	0	0	0	0	1	7	7	13.50	2.250				

Batter	1	2	3	4	5	6	7	8	9	AB	R	H	RBI	BB	SO	LOB	TOP				
Claudell Washington, L (1, 9) OBP: 0.451, SLG: 0.604	0-3 K		0-0 G3-6-3			0-3 K		4-0 CS BB		3	0	0	0	1	2	1					
Rafael Ramirez, R (1, 6) OBP: 0.330, SLG: 0.320	0-0 5-3			0-0 E6 3B		0-0 F8		0-0 CS	0-0 F7	4	1	1	0	0	0	0					
Gerald Perry, L (1, 7) OBP: 0.376, SLG: 0.378 Albert Hall, S (9, 7) OBP: 0.167, SLG: 0.136	0-0 1B			0-0 5-3 3B		0-0 5-3			0-0 1B	4	1	3	1	0	0	0					
Dale Murphy, R (1, 8) OBP: 0.312, SLG: 0.448	0-0 F7			0-0 5-3			0-3 K		0-0 F8	4	0	0	1	0	1	2					
Chris Chambliss, L (1, 3) OBP: 0.277, SLG: 0.349		0-0 F7		0-0 F7			0-0 1B		0-0 1B	4	0	2	0	0	0	0					
Glenn Hubbard, R (1, 4) OBP: 0.386, SLG: 0.414		0-0 5-3		0-0 F9			0-0 F6		0-0 F8	4	0	0	0	0	0	3					
Randy Johnson, R (1, 5)		0-0 F4			0-0 F4		0-0 1-3			3	0	0	0	0	0	1					
Bruce Benedict, R (1, 2) OBP: 0.286, SLG: 0.282			0-0 G3-6-3 1B		0-0 F4			0-0 F4		3	0	1	0	0	0	0					
Craig McMurtry, R (1, 1) OBP: 0.071, SLG: 0.071 Steve Bedrosian, R (8, 1)			0-3 K		0-0 6-3			0-3 K		3	0	0	0	0	2	1					
Inning Stats	R: 0 E: 0 K: 1 S: 6	H: 1 LOB: 1 BB: 0 P: 6	R: 0 E: 0 K: 0 S: 3	H: 0 LOB: 0 BB: 0 P: 3	R: 0 E: 0 K: 1 S: 5	H: 1 LOB: 0 BB: 0 P: 5	R: 2 E: 1 K: 0 S: 5	H: 2 LOB: 0 BB: 0 P: 5	R: 0 E: 0 K: 0 S: 3	H: 0 LOB: 0 BB: 0 P: 3	R: 0 E: 0 K: 1 S: 6	H: 1 LOB: 1 BB: 0 P: 6	R: 0 E: 0 K: 1 S: 4	H: 0 LOB: 0 BB: 1 P: 8	R: 0 E: 0 K: 0 S: 5	H: 2 LOB: 2 BB: 0 P: 5	1B: 5 2B: 1 3B: 1 HR: 0	SF: 0 SAC: 0 DP: 1 HBP: 0	WP: 0 PB: 0 SB: 0 CS: 1	PA: 34	
PITCHER	IP	WLS	BF	H	R	ER	SO	BB	IBB	HBP	BLK	WP	HR	S	P	ERA	WHIP				
Charlie Lea, R (1, 1) ERA: 2.55	8.0	L	28	5	2	2	5	1	0	0	0	0	0	37	41	2.25	0.750				
Jeff Reardon, R (9, 1) ERA: 1.6	1.0	S	5	2	0	0	0	0	0	0	0	0	0	5	5	0.00	2.000				

Atlanta Braves @ Montreal Expos
Olympic Stadium, Montreal, QB
Sun May 06 1984, 3:33 AM EDT
Unknown

AB 32
R 2
H 7
RBI 2
BB 1
SO 5
LOB 8



Batter	1	2	3	4	5	6	7	8	9	AB	R	H	RBI	BB	SO	LOB	BOTTOM					
Miguel Dilone, S (1, 7) OBP: 0.360, SLG: 0.400	0-0 SH1-3 1B		0-0 F6		0-0 1-3			0-0 FC S 1B		4	0	2	0	0	0	0						
Bryan Little, S (1, 4) OBP: 0.398, SLG: 0.400	4-0 SH1-3 1-2 BB		0-0		0-0 F9			0-0 F6		3	0	1	0	1	0	1						
Tim Raines, S (1, 8) OBP: 0.422, SLG: 0.450	0-0 SH1-3 1-2 2-3		0-0 F8		0-0 6-3			0-0 FC		3	0	0	0	0	0	2						
Andre Dawson, R (1, 9) OBP: 0.358, SLG: 0.433	0-3 K		0-3 K		4-0 L5-3 BB			0-3 K		3	0	0	0	1	3	5						
Gary Carter, R (1, 2) OBP: 0.376, SLG: 0.490	0-3 K			0-0 F6		0-0 L5-3			0-0 FC5-4 1B	4	0	1	0	0	1	3						
Tim Lincecum, R (1, 5) OBP: 0.351, SLG: 0.480		0-0 CS 1B		0-0 F8			0-0 F3		0-0 FC5-4 1B	4	0	1	0	0	0	1						
Terry Francona, L (1, 3) OBP: 0.411, SLG: 0.464		0-0 1-2 1B		0-0			0-0 3-1		0-0 1-2 1B	4	0	3	0	0	0	0						
Angel Salazar, R (1, 6) OBP: 0.178, SLG: 0.239 Derrel Thomas, S (7, PH) OBP: 0.211, SLG: 0.294		0-0 F7		0-0 F7			0-0 6-3		0-0 F5	2	0	0	0	0	0	2						
Charlie Lea, R (1, 1) Pete Rose, S (8, PH) Jeff Reardon, R (9, 1) Jim Wohlford, R (9, PH) OBP: 0.364, SLG: 0.400		0-3 K			0-3 K			0-0 4-3	0-0 4-3	2	0	0	0	0	2	1						
Inning Stats	R: 0 E: 0 K: 2 S: 8	H: 1 LOB: 2 BB: 1 P: 12	R: 0 E: 0 K: 1 S: 6	H: 2 LOB: 1 BB: 0 P: 6	R: 0 E: 0 K: 1 S: 6	H: 1 LOB: 1 BB: 0 P: 6	R: 0 E: 0 K: 0 S: 4	H: 1 LOB: 1 BB: 0 P: 4	R: 0 E: 0 K: 1 S: 5	H: 0 LOB: 0 BB: 0 P: 5	R: 0 E: 0 K: 0 S: 2	H: 0 LOB: 0 BB: 1 P: 6	R: 0 E: 0 K: 0 S: 3	H: 0 LOB: 0 BB: 0 P: 3	R: 0 E: 0 K: 1 S: 7	H: 1 LOB: 2 BB: 0 P: 7	R: 0 E: 0 K: 0 S: 5	H: 2 LOB: 2 BB: 0 P: 5	1B: 8 2B: 1 3B: 0 HR: 0	SF: 0 SAC: 1 DP: 1 HBP: 0	WP: 0 PB: 0 SB: 2 CS: 1	PA: 36
PITCHER	IP	WLS	BF	H	R	ER	SO	BB	IBB	HBP	BLK	WP	HR	S	P	ERA	WHIP					
Craig McMurtry, R (1, 1) ERA: 3.0	7.1	W	28	6	0	0	5	2	0	0	0	0	0	36	44	0.00	1.091					
Steve Bedrosian, R (8, 1) ERA: 1.13	1.2	S	8	2	0	0	1	0	0	0	0	0	0	10	10	0.00	1.200					

Atlanta Braves @ Montreal Expos
Olympic Stadium, Montreal, QB
Sun May 06 1984, 3:33 AM EDT
Unknown

AB 33
R 0
H 8
RBI 0
BB 2
SO 6
LOB 19



Batter	1	2	3	4	5	6	7	8	9	AB	R	H	RBI	BB	SO	LOB	TOP
Kevin Bass, S (1,9) OBP: 0.298, SLG: 0.385	5-3		F8		6-3		K		1-3 1B	5	0	1	0	0	1	2	
Craig Reynolds, L (1,6) OBP: 0.273, SLG: 0.417	F9		6-3		BB		F7		F7	4	0	0	0	1	0	4	
Jose Cruz, L (1,7) OBP: 0.403, SLG: 0.444	1B BB 1B		6-3		F5		F8			4	0	1	0	0	0	3	
Jerry Mumphy, S (1,8) OBP: 0.369, SLG: 0.357	1-2 BB 1B			G3		4-3		F7		3	0	0	0	1	0	0	
Enos Cabell, R (1,3) OBP: 0.327, SLG: 0.479	1-2 2-3 1B			HR		F9		1-3		4	1	2	1	0	0	0	
Phil Garner, R (1,5) OBP: 0.276, SLG: 0.228	6-3		5-3		BB		1-3		1-3	3	0	0	0	1	0	3	
Bill Doran, S (1,4) OBP: 0.237, SLG: 0.227		3-1		WP S BB		4-3		F8		3	0	0	0	1	0	1	
Mark Bailey, S (1,2) OBP: 0.435, SLG: 0.368	F4						1B		4-3	4	0	1	0	0	1	1	
Joe Niekro, R (1,1) OBP: 0.071, SLG: 0.071	5-3						1B			2	0	0	0	0	0	0	
Vern Ruhle, R (5,1)							1-2 1B		1B	0	0	0	0	0	0	0	
Terry Puhl, L (7, PH) OBP: 0.353, SLG: 0.367									1B	1	0	1	0	0	0	0	
Bill Dawley, R (7,1)									BB	0	0	0	0	0	0	0	
Tony Scott, S (9, PH)									BB	0	0	0	0	1	0	0	
Inning Stats	R: 0 E: 0 K: 0 S: 5	H: 2 LOB: 3 BB: 1 P: 9	R: 0 E: 0 K: 0 S: 3	H: 0 LOB: 0 BB: 0 P: 3	R: 0 E: 0 K: 1 S: 6	H: 1 LOB: 1 BB: 1 P: 10	R: 0 E: 0 K: 0 S: 3	H: 0 LOB: 1 BB: 1 P: 7	R: 0 E: 0 K: 1 S: 7	H: 2 LOB: 2 BB: 0 P: 7	R: 0 E: 0 K: 0 S: 3	H: 0 LOB: 0 BB: 0 P: 3	R: 0 E: 0 K: 0 S: 4	H: 1 LOB: 2 BB: 1 P: 8	1B: 5 2B: 0 3B: 0 HR: 1	SF: 0 SAC: 0 DP: 0 HBP: 0	WP: 1 PA: 38 PB: 0 SB: 1 CS: 0
PITCHER	IP WLS BF H R ER SO BB IBB HBP BLK WP HR S P ERA WHIP																
Steve Rogers, R (1,1) ERA: 4.74	5.2 W 24 3 1 1 1 4 0 0 0 1 1 22 38 1.59 1.235																
Andy McGaffigan, R (6,1) ERA: 0.93	3.1 S 14 3 0 0 1 1 0 0 0 0 0 0 15 19 0.00 1.200																

Houston Astros @ Montreal Expos
Olympic Stadium, Montreal, QB
Mon May 07 1984, 7:05 PM EDT
Att: 13,121 - Unknown

AB	33
R	1
H	6
RBI	1
BB	5
SO	2
LOB	14



Batter	1	2	3	4	5	6	7	8	9	AB	R	H	RBI	BB	SO	LOB	BOTTOM
Miguel Dilone, S (1,7) OBP: 0.324, SLG: 0.353	6-3		F9		1B 1B		F7			4	1	1	0	0	0	0	
Bryan Little, S (1,4) OBP: 0.379, SLG: 0.398	4-3		6-3		F3		1-3			4	0	0	0	0	0	2	
Tim Raines, S (1,8) OBP: 0.432, SLG: 0.477	S 1B		6-3		1B HBP		F9			3	0	1	0	0	0	0	
Andre Dawson, R (1,9) OBP: 0.360, SLG: 0.432	F9			F4		1B		FC6-4 1B		4	0	2	2	0	0	1	
Gary Carter, R (1,2) OBP: 0.381, SLG: 0.476		5-3		F9		K		F8		4	0	0	0	0	1	3	
Tim Lincecum, R (1,5) OBP: 0.397, SLG: 0.518		1B SF8 2B		K			F7		F9	4	1	1	0	0	1	1	
Terry Francona, L (1,3) OBP: 0.418, SLG: 0.500					2B 3B		4-3		FC6-4	4	1	2	0	0	0	1	
Angel Salazar, R (1,6) OBP: 0.175, SLG: 0.234		SF8			5-3				1B	2	0	1	1	0	0	1	
Steve Rogers, R (1,1) OBP: 0.143, SLG: 0.286		3-H			1B 1B 2B					2	1	1	1	0	0	1	
Andy McGaffigan, R (6,1) ERA: 3.0		F8			1B 1B 2B		K			1	0	0	0	0	1	1	
Inning Stats	R: 0 E: 0 K: 0 S: 4	H: 1 LOB: 1 BB: 0 P: 4	R: 1 E: 0 K: 0 S: 5	H: 2 LOB: 1 BB: 0 P: 5	R: 0 E: 0 K: 1 S: 5	H: 0 LOB: 0 BB: 0 P: 5	R: 0 E: 0 K: 1 S: 6	H: 0 LOB: 1 BB: 0 P: 6	R: 0 E: 0 K: 0 S: 3	H: 0 LOB: 0 BB: 0 P: 3	R: 0 E: 0 K: 0 S: 4	H: 1 LOB: 1 BB: 0 P: 4	1B: 6 2B: 2 3B: 1 HR: 0	SF: 1 SAC: 0 DP: 0 HBP: 1	WP: 0 PA: 34 PB: 0 SB: 1 CS: 0		
PITCHER	IP WLS BF H R ER SO BB IBB HBP BLK WP HR S P ERA WHIP																
Joe Niekro, R (1,1) ERA: 2.72	4.2 L 22 7 4 4 1 0 0 0 0 0 0 9 9 7.71 1.500																
Vern Ruhle, R (5,1) ERA: 2.95	1.1 5 1 0 0 2 0 0 0 0 0 0 9 9 0.00 0.750																
Bill Dawley, R (7,1) ERA: 3.0	2.0 7 1 0 0 0 0 0 0 0 0 0 7 7 0.00 0.500																

Houston Astros @ Montreal Expos
Olympic Stadium, Montreal, QB
Mon May 07 1984, 7:05 PM EDT
Att: 13,121 - Unknown


AB	32
R	4
H	9
RBI	4
BB	0
SO	3
LOB	11



Batter	1	2	3	4	5	6	7	8	9	AB	R	H	RBI	BB	SO	LOB	TOP				
Eddie Milner, L OBP: 0.355, SLG: 0.355 (1, 8)										5	1	2	0	0	0	1					
Ron Oester, S OBP: 0.288, SLG: 0.304 (1, 4)										5	1	1	0	0	1	1					
Duane Walker, L OBP: 0.500, SLG: 0.867 (1, 7)										4	2	2	3	0	0	0					
Dave Parker, L OBP: 0.350, SLG: 0.404 (1, 9)										4	1	2	2	0	0	0					
Dan Driessen, L OBP: 0.446, SLG: 0.507 (1, 3)										3	0	1	0	1	0	0					
Dave Concepcion, R OBP: 0.311, SLG: 0.367 (1, 5)										4	0	0	0	0	0	3					
Dann Bilardello, R OBP: 0.390, SLG: 0.323 (1, 2)										4	0	0	0	0	1	0					
Tom Foley, L OBP: 0.395, SLG: 0.667 (1, 6)										4	0	0	0	0	1	0					
Bruce Berenyi, R Bill Scherrer, L Ted Power, R Wayne Krenchicki, L Tom Lawless, R Tom Hume, R Cesar Cedeno, R John Franco, L (1, 1) (6, 1) (6, 1) (7, PH) (7, PH) (7, 1) (9, PH) (9, 1)										1	0	0	0	0	1	0					
Inning Stats	R: 3 E: 0 K: 0 S: 6	H: 3 LOB: 0 BB: 0 P: 6	R: 0 E: 1 K: 0 S: 4	H: 0 LOB: 1 BB: 0 P: 4	R: 0 E: 0 K: 1 S: 6	H: 1 LOB: 2 BB: 1 P: 10	R: 0 E: 0 K: 1 S: 5	H: 0 LOB: 0 BB: 0 P: 5	R: 0 E: 0 K: 0 S: 3	H: 0 LOB: 0 BB: 0 P: 3	R: 0 E: 1 K: 1 S: 5	H: 0 LOB: 1 BB: 0 P: 5	R: 2 E: 0 K: 0 S: 6	H: 3 LOB: 1 BB: 0 P: 6	R: 1 E: 1 K: 1 S: 7	H: 2 LOB: 1 BB: 0 P: 7	1B: 7 2B: 0 3B: 0 HR: 2	SF: 0 SAC: 1 DP: 0 HBP: 0	WP: 0 PA: 39 PB: 0 SB: 0 CS: 1		
PITCHER	IP WLS BF H R ER SO BB IBB HBP BLK WP HR S P ERA WHIP	IP WLS BF H R ER SO BB IBB HBP BLK WP HR S P ERA WHIP																			
Bill Gullickson, R ERA: 7.18 (1, 1)	7.2 L 32 7 5 5 3 1 0 0 0 0 2 37 41 5.87 1.043																				
Jeff Reardon, R ERA: 1.79 (8, 1)	0.1 1 0 0 0 0 0 0 0 0 0 0 0 1 1 0.00 0.000																				
Gary Lucas, L ERA: 2.81 (9, 1)	1.0 5 2 1 0 1 0 0 0 0 0 0 0 7 7 0.00 2.000																				
Batter	1	2	3	4	5	6	7	8	9	AB	R	H	RBI	BB	SO	LOB	BOTTOM				
Miguel Dilone, S OBP: 0.333, SLG: 0.421 (1, 7)										4	1	1	2	1	0	4					
Bryan Little, S OBP: 0.397, SLG: 0.400 (1, 4)										2	1	1	0	3	0	0					
Tim Raines, S OBP: 0.423, SLG: 0.464 (1, 8)										5	1	1	0	0	0	5					
Andre Dawson, R OBP: 0.353, SLG: 0.430 (1, 9)										5	0	1	2	0	1	4					
Gary Carter, R OBP: 0.382, SLG: 0.468 (1, 2)										4	0	1	0	1	1	1					
Tim Wallach, R OBP: 0.371, SLG: 0.535 (1, 5)										4	0	2	0	0	0	2					
Terry Francona, L OBP: 0.412, SLG: 0.490 (1, 3)										4	0	1	0	0	0	3					
Angel Salazar, R OBP: 0.181, SLG: 0.250 (6, PH)										3	1	1	0	0	0	5					
Pete Rose, S OBP: 0.371, SLG: 0.344 (9, 6)										1	0	0	0	0	1	0					
Doug Flynn, R OBP: 0.308, SLG: 0.308 (9, 6)										0	0	0	0	0	0	0					
Bill Gullickson, R OBP: 0.111, SLG: 0.111 (8, 1)										3	0	0	0	0	2	4					
Jim Wohlford, R OBP: 0.462, SLG: 0.583 (9, 1)										1	0	1	0	0	0	0					
Inning Stats	R: 0 E: 0 K: 0 S: 3	H: 0 LOB: 1 BB: 1 P: 7	R: 0 E: 0 K: 1 S: 8	H: 3 LOB: 3 BB: 0 P: 8	R: 2 E: 0 K: 0 S: 5	H: 2 LOB: 2 BB: 2 P: 13	R: 0 E: 0 K: 1 S: 5	H: 0 LOB: 0 BB: 2 P: 13	R: 0 E: 0 K: 0 S: 3	H: 1 LOB: 0 BB: 0 P: 3	R: 2 E: 0 K: 1 S: 7	H: 3 LOB: 0 BB: 0 P: 7	R: 0 E: 0 K: 0 S: 3	H: 0 LOB: 0 BB: 0 P: 3	R: 0 E: 0 K: 1 S: 6	H: 1 LOB: 1 BB: 0 P: 6	R: 0 E: 1 K: 1 S: 6	H: 0 LOB: 1 BB: 0 P: 6	1B: 5 2B: 4 3B: 1 HR: 1	SF: 0 SAC: 0 DP: 2 HBP: 0	WP: 1 PA: 41 PB: 0 SB: 2 CS: 0
PITCHER	IP WLS BF H R ER SO BB IBB HBP BLK WP HR S P ERA WHIP	IP WLS BF H R ER SO BB IBB HBP BLK WP HR S P ERA WHIP																			
Bruce Berenyi, R ERA: 4.73 (6, 1)	5.0 4 3 2 2 1 0 0 0 0 0 0 1 6 6 54.00 9.000																				
Bill Scherrer, L ERA: 8.71 (6, 1)	0.1 1 0 0 0 0 0 0 0 0 0 0 0 1 1 0.00 0.000																				
Ted Power, R ERA: 4.24 (7, 1)	2.0 W 7 1 0 0 1 0 0 0 0 0 0 9 9 0.00 0.500																				
Tom Hume, R ERA: 4.5 (9, 1)	1.0 S 4 0 0 0 1 0 0 0 0 1 0 6 6 0.00 0.000																				


Cincinnati Reds @ Montreal Expos
Olympic Stadium, Montreal, QB
Wed May 09 1984, 7:05 PM EDT
Att: 15,558 - Unknown

AB 36
R 6
H 9
RBI 5
BB 1
SO 4
LOB 5



Cincinnati Reds @ Montreal Expos
Olympic Stadium, Montreal, QB
Wed May 09 1984, 7:05 PM EDT
Att: 15,558 - Unknown

AB 36
R 4
H 10
RBI 4
BB 5
SO 5
LOB 28



Batter	1	2	3	4	5	6	7	8	9	AB	R	H	RBI	BB	SO	LOB	TOP										
Pete Rose, S (1, 7) OBP: 0.375, SLG: 0.343	0-0 FC4-6 1B		0-0 S 1B		0-0 F7		0-0 1B E 1B		0-0 6-3	3	1	2	0	0	0	0	Montreal Expos @ San Francisco Giants Candlestick Park, San Francisco, CA Fri May 11, 1984, 10:05 PM EDT Att: 15,235 - Unknown livebaseballscorecards.com										
Derrel Thomas, S (5, 7) OBP: 0.227, SLG: 0.300	0-0 FC4-6 1-2		4-0 1B 2B BB		4-0 HR BB		0-0 E5 1B		0-0 4-3	3	2	1	0	2	0	1											
Bryan Little, S (1, 4) OBP: 0.400, SLG: 0.393	0-0 FC4-6 1-2		0-0 2B 1B		0-0 HR		0-0 F8		4-0 BB	4	2	2	3	1	0	2											
Tim Raines, S (1, 8) OBP: 0.424, SLG: 0.483	0-0 F8		4-0 2B 1B		0-0 HR		0-0 1-3		0-0 1-3	4	0	0	0	1	1	3											
Andre Dawson, R (1, 9) OBP: 0.339, SLG: 0.402	0-0 F8		0-0 2B BB		0-3 K		0-0 6-3		0-0 5-3	4	0	1	2	0	0	1											
Gary Carter, R (1, 2) OBP: 0.369, SLG: 0.457		0-0 F8	0-0 1-3 2-H 3-H 2B		0-0 6-3		0-0 F8			4	0	1	2	0	0	1											
Tim Lincecum, R (1, 5) OBP: 0.359, SLG: 0.537		0-0 F5	0-0 F9		0-0 HR		0-0 F8			4	1	1	1	0	0	2											
Terry Francona, L (1, 3) OBP: 0.394, SLG: 0.466		0-0 F7		0-0 4-3		0-0 F7		0-0 1B		4	0	1	0	0	0	0											
Angel Salazar, R (1, 6) OBP: 0.169, SLG: 0.233			0-0 F8	0-0 F5		0-0 F3		0-3 K		4	0	0	0	0	1	1											
Charlie Lea, R (1, 1) Gary Lucas, L (7, 1) Jeff Reardon, R (9, 1)			0-3 K	0-0 F3		0-0 6-3		0-3 K		3	0	0	0	0	1	0											
Inning Stats	R: 0 E: 0 K: 0 S: 4	H: 1 LOB: 1 BB: 0 P: 4	R: 0 E: 0 K: 0 S: 3	H: 0 LOB: 0 BB: 0 P: 3	R: 3 E: 0 K: 1 S: 8	H: 3 LOB: 2 BB: 2 P: 16	R: 0 E: 0 K: 0 S: 3	H: 0 LOB: 0 BB: 0 P: 3	R: 2 E: 0 K: 0 S: 6	H: 1 LOB: 0 BB: 1 P: 10	R: 1 E: 0 K: 0 S: 4	H: 1 LOB: 0 BB: 0 P: 4	R: 1 E: 1 K: 0 S: 5	H: 2 LOB: 1 BB: 0 P: 5	R: 0 E: 0 K: 2 S: 8	H: 1 LOB: 1 BB: 1 P: 8	R: 0 E: 0 K: 0 S: 3	H: 0 LOB: 1 BB: 1 P: 7	1B: 6 2B: 1 3B: 0 HR: 2	SF: 0 SAC: 0 DP: 0 HBP: 0	WP: 0 PB: 0 CS: 1	PA: 40					
PITCHER	IP	WLS	BF	H	R	ER	SO	BB	IBB	HBP	BLK	WP	HR	S	P	ERA	WHIP										
Bill Laskey, R (1, 1) ERA: 2.6	5.0	L	23	5	5	5	2	3	0	0	0	0	1	24	36	9.00	1.600										
Rene Martin, R (6, 1) ERA: 4.08	2.0		9	3	2	1	0	0	0	0	0	0	1	9	9	4.50	1.500										
Gary Lavelle, L (8, 1) ERA: 3.81	0.1		2	1	0	0	0	0	0	0	0	0	0	2	2	0.00	3.000										
Frank Williams, R (8, 1) ERA: 3.62	1.2		6	0	0	0	2	1	0	0	0	0	0	9	13	0.00	0.600										

Batter	1	2	3	4	5	6	7	8	9	AB	R	H	RBI	BB	SO	LOB	BOTTOM											
Chili Davis, S (1, 8) OBP: 0.333, SLG: 0.477	0-0 FC1-5 3B		0-0 HR		0-0 F1		0-0 F7			4	1	2	1	0	0	1	Montreal Expos @ San Francisco Giants Candlestick Park, San Francisco, CA Fri May 11, 1984, 10:05 PM EDT Att: 15,235 - Unknown livebaseballscorecards.com											
Manny Trillo, R (1, 4) OBP: 0.373, SLG: 0.464	0-0 FC1-5 2B SF9		0-0 5-3		0-0 F3		0-3 K		0-0 K	4	1	0	0	0	1	1												
Al Oliver, L (1, 3) OBP: 0.282, SLG: 0.288	0-0 1-3 2B		0-0 F3		0-0 F3		0-3 K		0-3 K	4	0	1	0	0	1	0												
Jack Clark, R (1, 9) OBP: 0.434, SLG: 0.544	0-0 SF9		4-0 G6-3 BB		0-3 K		0-0 6-3		0-0 6-3	2	0	0	1	1	1	0												
Jeffrey Leonard, R (1, 7) OBP: 0.317, SLG: 0.363	0-0 F9		0-0 G6-3 1-2		0-0 F9		0-0 F9		0-0 6-3	4	0	0	0	0	0	2												
Joel Youngblood, R (1, 5) OBP: 0.331, SLG: 0.319		0-0 G6-3 1B		0-0 4-3		0-0 HR 1B		0-0 WP 1B		4	1	3	0	0	0	0												
Bob Brenly, R (1, 2) OBP: 0.432, SLG: 0.474	0-3 K		0-0 F8		0-0 F8		0-0 1-H HR		0-0 WP 1B	4	1	2	2	0	1	1												
Fran Mullins, R (1, 6) OBP: 0.333, SLG: 0.412 Scott Thompson, L (9, PH) OBP: 0.294, SLG: 0.200	0-0 G6-3 1-2		0-0 F9		0-0 F9		0-0 HR		0-0 F9	3	1	1	1	0	0	1												
Bill Laskey, R (1, 1) OBP: 0.116, SLG: 0.063 Duane Kuiper, L (5, PH) OBP: 0.265, SLG: 0.200 Rene Martin, R (6, 1) OBP: 0.300, SLG: 0.500 Gene Richards, L (7, PH) OBP: 0.300, SLG: 0.275 Gary Lavelle, S (8, 1) Frank Williams, R (8, 1) John Rizzo, R (9, PH) OBP: 0.300, SLG: 0.550			0-0 1-3		0-0 1B		0-3 K		0-3 K	1	0	0	0	0	0	0												
Inning Stats	R: 1 E: 0 K: 0 S: 5	H: 2 LOB: 1 BB: 0 P: 5	R: 0 E: 0 K: 1 S: 5	H: 1 LOB: 0 BB: 0 P: 5	R: 1 E: 0 K: 0 S: 4	H: 1 LOB: 0 BB: 0 P: 4	R: 0 E: 0 K: 0 S: 2	H: 0 LOB: 0 BB: 1 P: 6	R: 0 E: 0 K: 0 S: 4	H: 1 LOB: 1 BB: 0 P: 4	R: 0 E: 0 K: 1 S: 5	H: 0 LOB: 0 BB: 0 P: 5	R: 3 E: 0 K: 1 S: 8	H: 3 LOB: 0 BB: 0 P: 8	R: 0 E: 0 K: 2 S: 7	H: 0 LOB: 0 BB: 0 P: 7	R: 0 E: 0 K: 1 S: 7	H: 2 LOB: 2 BB: 0 P: 7	1B: 5 2B: 1 3B: 1 HR: 3	SF: 1 SAC: 0 DP: 2 HBP: 0	WP: 1 PB: 0 CS: 0	PA: 36						
PITCHER	IP	WLS	BF	H	R	ER	SO	BB	IBB	HBP	BLK	WP	HR	S	P	ERA	WHIP											
Charlie Lea, R (1, 1) ERA: 3.07	6.1	W	26	8	5	5	2	1	0	0	0	0	0	3	29	33	7.11	1.421										
Gary Lucas, L (7, 1) ERA: 2.45	2.0		7	1	0	0	3	0	0	0	0	0	0	13	13	0.00	0.500											
Jeff Reardon, R (9, 1) ERA: 1.65	0.2	S	3	1	0	0	1	0	0	0	0	1	0	5	5	0.00	1.500											

AB	36
R	7
H	9
RBI	6
BB	4
SO	4
LOB	11



Batter	1	2	3	4	5	6	7	8	9	AB	R	H	RBI	BB	SO	LOB	TOP																				
Doug Flynn, R OBP: 0.316, SLG: 0.316										5	1	2	0	0	1	1	Montreal Expos @ San Francisco Giants Candlestick Park, San Francisco, CA Sun May 13 1984, 6:33 AM EDT Att: 21,884 - Unknown livebaseballscorecards.com																				
Jim Wohlford, R OBP: 0.395, SLG: 0.444										4	1	1	0	0	1	1																					
Tim Raines, S OBP: 0.432, SLG: 0.476										2	1	1	1	2	0	0																					
Andre Dawson, R OBP: 0.361, SLG: 0.430										3	0	1	1	1	0	1																					
Gary Carter, R OBP: 0.367, SLG: 0.447										3	0	1	1	0	1	3																					
Tim Lincecum, R OBP: 0.394, SLG: 0.535										3	0	0	0	1	1	2																					
Bobby Ramos, R OBP: 0.192, SLG: 0.091										3	0	0	0	0	2	3																					
Bryan Little, S OBP: 0.390, SLG: 0.381										1	0	1	0	0	0	0																					
Angel Salazar, R OBP: 0.161, SLG: 0.222										3	0	0	0	0	1	0																					
Terry Francona, L OBP: 0.295, SLG: 0.463										0	0	0	0	0	0	0																					
Chris Speier, R OBP: 0.261, SLG: 0.261										1	0	0	0	0	0	1																					
David Palmer, R OBP: 0.125, SLG: 0.500										2	0	0	0	0	0	1																					
Bob James, R OBP: 0.333, SLG: 0.409										0	0	0	0	0	0	0																					
Miguel Dilone, S OBP: 0.333, SLG: 0.409										0	0	0	0	0	0	0																					
Andy McGaffigan, R OBP: 0.333, SLG: 0.409										0	0	0	0	0	0	0																					
Pete Rose, S OBP: 0.333, SLG: 0.409										0	0	0	0	0	0	0																					
Derrell Thomas, S OBP: 0.333, SLG: 0.409										0	0	0	0	0	0	0																					
Inning Stats	R: 3 E: 1 K: 2 S: 11	H: 4 LOB: 1 BB: 0 P: 11	R: 0 E: 0 K: 2 S: 8	H: 1 LOB: 1 BB: 0 P: 8	R: 0 E: 0 K: 1 S: 5	H: 0 LOB: 2 BB: 2 P: 13	R: 0 E: 0 K: 0 S: 3	H: 0 LOB: 0 BB: 0 P: 3	R: 0 E: 0 K: 0 S: 2	H: 0 LOB: 1 BB: 2 P: 10	R: 0 E: 0 K: 1 S: 5	H: 0 LOB: 0 BB: 0 P: 5	R: 0 E: 0 K: 3 S: 9	H: 0 LOB: 0 BB: 0 P: 9	R: 0 E: 0 K: 0 S: 4	H: 1 LOB: 1 BB: 0 P: 4	R: 0 E: 0 K: 0 S: 4	H: 1 LOB: 1 BB: 0 P: 4	1B: 7 2B: 1 3B: 0 HR: 0	SF: 1 SAC: 0 DP: 1 HBP: 0	WP: 0 PB: 0 SB: 1 CS: 0	PA: 37															
PITCHER	IP WLS BF H R ER SO BB IBB HBP BLK WP HR S P ERA WHIP																																				
Mark Davis, L ERA: 7.11	0.0	4	4	3	3	0	0	0	0	0	0	0	0	0	4	4	∞	∞																			
Scott Garrelts, R ERA: 4.35	8.0	W	30	3	0	0	9	4	0	0	0	0	0	0	44	60	0.00	0.875																			
Randy Lerch, L ERA: 2.33	1.0	S	3	0	0	0	0	0	0	0	0	0	0	0	3	3	0.00	0.000																			

Batter	1	2	3	4	5	6	7	8	9	AB	R	H	RBI	BB	SO	LOB	BOTTOM																			
Chili Davis, S OBP: 0.344, SLG: 0.491										3	2	2	0	1	0	0	Montreal Expos @ San Francisco Giants Candlestick Park, San Francisco, CA Sun May 13 1984, 6:33 AM EDT Att: 21,884 - Unknown livebaseballscorecards.com																			
Al Oliver, L OBP: 0.304, SLG: 0.322										4	1	2	0	1	0	1																				
Johnnie LeMaster, R OBP: 0.301, SLG: 0.290										0	0	0	0	0	0	0																				
Jack Clark, R OBP: 0.424, SLG: 0.521										4	0	1	1	0	1	3																				
Jeffrey Leonard, R OBP: 0.321, SLG: 0.381										3	1	0	1	1	0	3																				
Joel Youngblood, R OBP: 0.333, SLG: 0.317										3	0	1	0	1	0	0																				
Steve Nicosia, R OBP: 0.241, SLG: 0.346										3	0	2	2	1	1	0																				
Bob Brenly, R OBP: 0.446, SLG: 0.468										0	0	0	0	0	0	0																				
Duane Kuiper, L OBP: 0.258, SLG: 0.185										4	0	0	0	0	0	5																				
Joe Pittman, R OBP: 0.100, SLG: 0.111										3	0	0	0	0	0	0																				
Scott Thompson, L OBP: 0.333, SLG: 0.250										1	0	1	0	0	0	0																				
Mark Davis, L ERA: 4.56										0	0	0	0	0	0	0																				
Scott Garrelts, R ERA: 4.35										4	0	0	0	0	2	2																				
Randy Lerch, L ERA: 2.33										0	0	0	0	0	0	0																				
Inning Stats	R: 0 E: 0 K: 0 S: 3	H: 0 LOB: 0 BB: 0 P: 3	R: 0 E: 0 K: 1 S: 5	H: 0 LOB: 0 BB: 0 P: 5	R: 0 E: 0 K: 0 S: 3	H: 0 LOB: 0 BB: 0 P: 3	R: 2 E: 0 K: 0 S: 6	H: 3 LOB: 2 BB: 1 P: 10	R: 0 E: 0 K: 0 S: 2	H: 0 LOB: 0 BB: 1 P: 6	R: 1 E: 0 K: 1 S: 7	H: 3 LOB: 2 BB: 1 P: 11	R: 1 E: 0 K: 1 S: 7	H: 2 LOB: 2 BB: 1 P: 11	R: 0 E: 0 K: 1 S: 6	H: 1 LOB: 2 BB: 1 P: 10	1B: 6 2B: 2 3B: 1 HR: 0	SF: 0 SAC: 0 DP: 0 HBP: 0	WP: 0 PB: 0 SB: 0 CS: 1	PA: 37																
PITCHER	IP WLS BF H R ER SO BB IBB HBP BLK WP HR S P ERA WHIP																																			
David Palmer, R ERA: 4.56	5.2	24	5	3	3	2	0	0	0	0	0	0	0	24	36	4.76	1.412																			
Bob James, R ERA: 8.79	0.1	2	1	0	0	0	0	0	0	0	0	0	0	2	2	0.00	3.000																			
Andy McGaffigan, R ERA: 1.21	2.0	L	11	3	1	1	2	1	1	0	0	0	0	13	21	4.50	2.000																			

Batter	1	2	3	4	5	6	7	8	9	10	AB	R	H	RBI	BB	SO	LOB	TOP						
Doug Flynn, R OBP: 0.320, SLG: 0.333 (1.4)	K2-3		1B	F6-3	K			SH3-4 FC5-2	F6-3		5	1	1	0	1	2	2							
Terry Francona, L OBP: 0.403, SLG: 0.469 Miguel Dilonis, S OBP: 0.333, SLG: 0.409 Bobby Ramos, R OBP: 0.192, SLG: 0.091 (1.3)	BB		F6	HR	1B			SH3-4		2B	5	1	3	0	0	0	1							
Tim Raines, S OBP: 0.442, SLG: 0.511 (1.8)	K		HR	1B	HR			FC5-2		2B	5	2	3	3	1	2	1							
Andre Dawson, R OBP: 0.360, SLG: 0.420 (1.9)	BB		HR	1B	HR			FC5-2		2B	5	1	1	1	1	0	4							
Gary Carter, R OBP: 0.379, SLG: 0.480 (1.2)	FC5-4		HR	1B	2B			FC5-2		2B	4	1	1	2	3	2	0	2						
Tim Wallach, R OBP: 0.363, SLG: 0.522 (1.5)	FC5-4		F3	HR	2B			K		1B	5	0	1	0	0	1	8							
Jim Wohlford, R OBP: 0.360, SLG: 0.500 (1.7)			F7					FC6-4		1B	6	0	2	0	0	0	4							
Angel Salazar, R OBP: 0.163, SLG: 0.221 (1.6)			F8	K2-3				1B		1B	5	0	1	0	0	1	4							
Bill Gullickson, R OBP: 0.369, SLG: 0.387 Andy McCaffigan, R OBP: 0.250, SLG: 0.250 Gary Lucas, L OBP: 0.275, SLG: 0.343 Pete Rose, S OBP: 0.374, SLG: 0.543 Jeff Reardon, R OBP: 0.274, SLG: 0.343 (1.1)	K				5-3			F8		K	3	0	1	0	0	1	0							
Inning Stats	R: 0 E: 0 K: 2 S: 8	H: 1 LOB: 3 BB: 2 P: 16	R: 0 E: 0 K: 1 S: 5	H: 0 LOB: 0 BB: 0 P: 5	R: 4 E: 0 K: 1 S: 9	H: 4 LOB: 1 BB: 1 P: 13	R: 2 E: 1 K: 1 S: 7	H: 3 LOB: 2 BB: 0 P: 7	R: 0 E: 0 K: 1 S: 6	H: 1 LOB: 1 BB: 0 P: 6	R: 0 E: 0 K: 1 S: 5	H: 0 LOB: 0 BB: 0 P: 5	R: 0 E: 0 K: 0 S: 5	H: 2 LOB: 2 BB: 0 P: 5	R: 0 E: 0 K: 1 S: 6	H: 1 LOB: 3 BB: 2 P: 14	R: 0 E: 0 K: 1 S: 6	H: 1 LOB: 0 BB: 0 P: 6	R: 1 E: 1 K: 0 S: 6	H: 2 LOB: 3 BB: 3 P: 7	1B: 9 2B: 3 3B: 1 HR: 2	SF: 0 SAC: 2 DP: 0 HBP: 1	WP: 0 PB: 0 SB: 2 CS: 0	PA: 53
PITCHER	IP	WLS	BF	H	R	ER	SO	BB	IBB	HBP	BLK	WP	HR	S	P	ERA	WHIP							
Mark Thurmond, L ERA: 4.11 (1.1)	3.2		23	8	6	6	4	3	0	0	0	0	0	28	40	14.73	3.000							
Floyd Chiffer, R ERA: 8.44 (4.1)	2.1		8	1	0	0	2	0	0	0	0	0	0	12	12	0.00	0.429							
Craig Leferts, L ERA: 1.08 (7.1)	2.0		11	3	0	0	1	1	1	0	0	0	0	11	19	0.00	2.000							
Dave Dravecky, L ERA: 4.21 (9.1)	2.0	L	11	3	1	1	1	0	0	1	0	0	0	12	13	4.50	1.500							

Montreal Expos @ San Diego Padres
Jack Murphy Stadium, San Diego, CA
Mon May 14 1984, 10:05 PM EDT
Att: 9,389 - Unknown

AB	45
R	7
H	15
RBI	7
BB	5
SO	8
LOB	29



Batter	1	2	3	4	5	6	7	8	9	10	AB	R	H	RBI	BB	SO	LOB	BOTTOM						
Tony Gwynn, L OBP: 0.441, SLG: 0.456 (1.9)	F4-3		F4-3			F4	F4-3		F7		5	1	0	1	0	0	0							
Alan Wiggins, S OBP: 0.320, SLG: 0.279 (1.4)	F6			F6-4-3		E	1B	HR	1-3		5	2	3	1	0	0	0							
Graig Nettles, L OBP: 0.268, SLG: 0.316 Bobby Brown, S OBP: 0.333, SLG: 0.333 Mario Ramirez, R OBP: 0.250, SLG: 0.625 (1.5)	F4-3			F6-4-3		K	F4			F4	4	0	0	0	0	1	3							
Sveve Garvey, R OBP: 0.280, SLG: 0.361 (1.3)			5-3	5-3		E9	F6			F2	5	1	1	1	0	0	1							
Terry Kennedy, L OBP: 0.295, SLG: 0.364 (1.2)			HR			K	1B			F9	5	1	2	3	0	1	0							
Kevin McReynolds, R OBP: 0.333, SLG: 0.552 (1.8)			5-3			K	F8				4	0	1	0	0	1	1							
Carmelo Martinez, R OBP: 0.360, SLG: 0.376 (1.7)			5-3			E5	F7				3	0	0	0	1	0	1							
Garry Templeton, S OBP: 0.303, SLG: 0.330 Craig Leferts, L OBP: 0.333, SLG: 0.727 Champ Summers, L OBP: 0.333, SLG: 0.727 Dave Dravecky, R OBP: 0.333, SLG: 0.727 (1.6)						F7	F8			K	3	0	0	0	0	0	3							
Mark Thurmond, L ERA: 4.11 (1.1)	5.1		6	5	3	3	3	0	0	0	0	0	0	29	29	5.06	1.125							
Andy McCaffigan, R ERA: 1.17 (6.1)	0.2		3	0	0	0	0	1	0	0	0	0	0	2	6	0.00	1.500							
Gary Lucas, L ERA: 2.75 (7.1)	1.1		7	2	1	1	0	0	0	0	0	0	1	7	7	6.75	1.500							
Greg Harris, R ERA: 2.63 (8.1)	0.2		2	0	0	0	1	0	0	0	0	0	0	4	4	0.00	0.000							
Jeff Reardon, R ERA: 1.4 (9.1)	2.0	W	6	0	0	0	0	0	0	0	0	0	0	6	6	0.00	0.000							
Inning Stats	R: 0 E: 0 K: 0 S: 3	H: 0 LOB: 0 BB: 0 P: 3	R: 1 E: 0 K: 0 S: 4	H: 1 LOB: 1 BB: 0 P: 4	R: 0 E: 0 K: 0 S: 3	H: 0 LOB: 0 BB: 0 P: 3	R: 0 E: 0 K: 0 S: 3	H: 1 LOB: 0 BB: 0 P: 3	R: 0 E: 1 K: 2 S: 8	H: 0 LOB: 1 BB: 0 P: 8	R: 4 E: 2 K: 1 S: 10	H: 4 LOB: 2 BB: 1 P: 14	R: 1 E: 1 K: 0 S: 5	H: 1 LOB: 1 BB: 0 P: 5	R: 0 E: 0 K: 1 S: 6	H: 1 LOB: 1 BB: 0 P: 6	R: 0 E: 0 K: 0 S: 3	H: 0 LOB: 0 BB: 0 P: 3	R: 0 E: 0 K: 0 S: 3	H: 0 LOB: 0 BB: 0 P: 3	1B: 5 2B: 0 3B: 1 HR: 2	SF: 0 SAC: 0 DP: 1 HBP: 0	WP: 0 PB: 0 SB: 0 CS: 0	PA: 41
PITCHER	IP	WLS	BF	H	R	ER	SO	BB	IBB	HBP	BLK	WP	HR	S	P	ERA	WHIP							
Bill Gullickson, R ERA: 6.82 (1.1)	5.1		23	8	6	6	4	3	0	0	0	0	0	28	40	14.73	3.000							
Floyd Chiffer, R ERA: 8.44 (4.1)	2.1		8	1	0	0	2	0	0	0	0	0	0	12	12	0.00	0.429							
Craig Leferts, L ERA: 1.08 (7.1)	2.0		11	3	0	0	1	1	1	0	0	0	0	11	19	0.00	2.000							
Dave Dravecky, L ERA: 4.21 (9.1)	2.0	L	11	3	1	1	1	0	0	1	0	0	0	12	13	4.50	1.500							

Montreal Expos @ San Diego Padres
Jack Murphy Stadium, San Diego, CA
Mon May 14 1984, 10:05 PM EDT
Att: 9,389 - Unknown

AB	40
R	6
H	8
RBI	6
BB	1
SO	4
LOB	10



Batter	1	2	3	4	5	6	7	8	9	AB	R	H	RBI	BB	SO	LOB	TOP				
Pete Rose, S OBP: 0.392, SLG: 0.374 (1, 7)										4	0	3	2	0	0	0	Montreal Expos @ San Diego Padres Jack Murphy Stadium, San Diego, CA Wed May 16 1984, 10:05 PM EDT Att: 11,462 - Unknown				
Derrel Thomas, S OBP: 0.308, SLG: 0.375 (7, 7)										0	0	0	0	0	0	0					
Bryan Little, S OBP: 0.383, SLG: 0.374 (1, 4)										5	0	1	0	0	0	3					
Tim Raines, S OBP: 0.439, SLG: 0.493 (1, 8)										3	0	0	1	2	0	2					
Andre Dawson, R OBP: 0.345, SLG: 0.406 (1, 9)										4	0	0	0	0	0	5					
Gary Carter, R OBP: 0.370, SLG: 0.455 (1, 2)										3	0	0	0	1	1	4					
Tim Lincecum, R OBP: 0.348, SLG: 0.497 (1, 5)										4	0	1	0	0	1	2					
Terry Francona, L OBP: 0.422, SLG: 0.504 (1, 3)										4	2	3	0	0	0	1					
Angel Salazar, R OBP: 0.167, SLG: 0.214 (7, 6)										2	0	0	0	0	1	2					
Chris Speier, R OBP: 0.214, SLG: 0.214 (7, 6)										2	0	0	0	0	0	2					
Jeff Reardon, R (8, 1)										0	0	0	0	0	0	0					
Charlie Lea, R OBP: 0.087, SLG: 0.045 (1, 1)										2	1	1	0	0	0	0					
Gary Lucas, L (8, 1)										0	0	0	0	0	0	0					
Doug Flynn, R OBP: 0.355, SLG: 0.367 (8, 6)										1	0	1	0	0	0	0					
Inning Stats	R: 0 E: 0 K: 0 S: 4	H: 1 LOB: 1 BB: 0 P: 4	R: 0 E: 0 K: 1 S: 6	H: 1 LOB: 1 BB: 0 P: 6	R: 0 E: 0 K: 0 S: 3	H: 0 LOB: 0 BB: 0 P: 3	R: 0 E: 0 K: 1 S: 5	H: 0 LOB: 1 BB: 1 P: 9	R: 1 E: 0 K: 1 S: 7	H: 2 LOB: 1 BB: 0 P: 7	R: 0 E: 0 K: 0 S: 3	H: 0 LOB: 1 BB: 1 P: 7	R: 2 E: 0 K: 0 S: 7	H: 4 LOB: 3 BB: 1 P: 11	R: 0 E: 0 K: 0 S: 3	H: 1 LOB: 0 BB: 0 P: 3	R: 0 E: 0 K: 0 S: 4	H: 1 LOB: 1 BB: 0 P: 4	1B: 9 2B: 1 3B: 0 HR: 0	SF: 0 SAC: 2 DP: 1 HBP: 0	WP: 0 PA: 39 PB: 0 SB: 0 CS: 0
PITCHER	IP WLS BF H R ER SO BB IBB HBP BLK WP HR S P ERA WHIP																				
Eric Show, R ERA: 2.47 (1, 1)	6.1 L 30 8 3 3 3 3 3 0 0 0 0 0 0 0 4.26 1.737																				
Floyd Chiffer, R ERA: 6.75 (7, 1)	0.2 2 0 0 0 0 0 0 0 0 0 0 0 0 2 0.00 0.000																				
Dave Dravecky, L ERA: 3.9 (8, 1)	2.0 7 2 0 0 0 0 0 0 0 0 0 0 0 7 0.00 1.000																				



AB	34
R	3
H	10
RBI	3
BB	3
SO	3
LOB	21



Batter	1	2	3	4	5	6	7	8	9	AB	R	H	RBI	BB	SO	LOB	BOTTOM				
Alan Wiggins, S OBP: 0.323, SLG: 0.285 (1, 4)										4	1	2	1	0	0	1	Montreal Expos @ San Diego Padres Jack Murphy Stadium, San Diego, CA Wed May 16 1984, 10:05 PM EDT Att: 11,462 - Unknown				
Tony Gwynn, L OBP: 0.441, SLG: 0.455 (1, 9)										4	0	2	1	0	0	1					
Graig Nettles, L OBP: 0.275, SLG: 0.298 (1, 5)										4	0	0	0	0	0	3					
Steve Garvey, R OBP: 0.270, SLG: 0.345 (1, 3)										4	0	0	0	0	1	2					
Terry Kennedy, L OBP: 0.291, SLG: 0.354 (1, 2)										4	0	1	0	0	1	1					
Kevin McReynolds, R OBP: 0.336, SLG: 0.541 (1, 8)										4	0	1	0	0	1	0					
Carmelo Martinez, R OBP: 0.353, SLG: 0.376 (1, 7)										4	0	1	0	0	1	2					
Garry Templeton, S OBP: 0.308, SLG: 0.333 (1, 6)										4	0	1	0	0	0	3					
Eric Show, R ERA: 2.76, SLG: 0.235 (7, 1)										2	1	1	0	0	0	2					
Champ Summers, L OBP: 0.308, SLG: 0.687 (7, 9)										0	0	0	0	0	0	0					
Bobby Brown, S OBP: 0.333, SLG: 0.333 (7, 9)										0	0	0	0	0	0	0					
Dave Dravecky, R (8, 1)										0	0	0	0	0	0	0					
Tim Lincecum, L OBP: 0.231, SLG: 0.365 (8, 9)										1	0	0	0	0	0	1					
Inning Stats	R: 0 E: 0 K: 0 S: 4	H: 1 LOB: 1 BB: 0 P: 4	R: 0 E: 0 K: 0 S: 5	H: 2 LOB: 2 BB: 0 P: 5	R: 0 E: 0 K: 2 S: 3	H: 0 LOB: 0 BB: 0 P: 3	R: 0 E: 0 K: 2 S: 7	H: 0 LOB: 0 BB: 0 P: 7	R: 2 E: 0 K: 1 S: 8	H: 3 LOB: 1 BB: 0 P: 8	R: 0 E: 0 K: 0 S: 3	H: 0 LOB: 0 BB: 0 P: 3	R: 0 E: 0 K: 0 S: 4	H: 1 LOB: 2 BB: 0 P: 4	R: 0 E: 0 K: 0 S: 4	H: 1 LOB: 1 BB: 0 P: 4	R: 0 E: 0 K: 1 S: 6	H: 1 LOB: 1 BB: 0 P: 6	1B: 7 2B: 2 3B: 0 HR: 0	SF: 0 SAC: 0 DP: 0 HBP: 0	WP: 0 PA: 36 PB: 0 SB: 3 CS: 0
PITCHER	IP WLS BF H R ER SO BB IBB HBP BLK WP HR S P ERA WHIP																				
Charlie Lea, R ERA: 3.02 (1, 1)	7.0 W 29 8 2 2 3 3 0 0 0 0 0 0 0 2.57 1.143																				
Gary Lucas, L ERA: 2.7 (8, 1)	0.1 1 0 0 0 0 0 0 0 0 0 0 0 1 0.00 0.000																				
Jeff Reardon, R ERA: 1.29 (8, 1)	1.2 S 6 1 0 0 1 0 0 0 0 0 0 0 8 0.00 0.600																				

AB	36
R	2
H	9
RBI	2
BB	0
SO	4
LOB	17




Batter	1	2	3	4	5	6	7	8	9	AB	R	H	RBI	BB	SO	LOB	TOP					
Pete Rose, S OBP: 0.384, SLG: 0.366 (1, 7)	F7		FC5-2 BB SF6 1B		5-3		F7		5-3	5	1	1	0	0	0	3	Montreal Expos @ San Diego Padres Jack Murphy Stadium, San Diego, CA Thu May 17 1984, 6:33 AM EDT Att: 17,066 - Unknown 					
Bryan Little, S OBP: 0.377, SLG: 0.362 (1, 4)	4-3		FC5-2 BB		K		F9		F2	4	0	0	0	1	1	4						
Tim Raines, S OBP: 0.435, SLG: 0.486 (1, 8)	F7		FC5-2				F9			4	0	1	0	0	0	3						
Andre Dawson, R OBP: 0.336, SLG: 0.397 (1, 9)		F3	SF6				F4		F4	3	0	0	1	0	0	1						
Terry Francona, L OBP: 0.417, SLG: 0.496 (1, 3)		HR 1B	F4				G3		4-3	4	1	1	0	0	0	3						
Tim Lincecum, R OBP: 0.358, SLG: 0.527 (1, 5)		HR			F7					3	2	2	2	0	0	0						
Doug Flynn, R OBP: 0.400, SLG: 0.412 (1, 6)		G5-4-3 1B			G5-4-3 1B		E7 2H 1B		F7	4	0	3	0	0	0	2						
Bobby Ramos, R OBP: 0.200, SLG: 0.115 Miguel Dilone, S OBP: 0.333, SLG: 0.409 (9, PR)	G5-4-3		G5-4-3		G5-4-3		F4		S 1B	4	0	1	0	0	0	3						
Steve Rogers, R OBP: 0.322, SLG: 0.333 Chris Spenser, R OBP: 0.287, SLG: 0.207 Greg Harris, S OBP: 0.320, SLG: 0.256 Jim Wohlford, R OBP: 0.297, SLG: 0.256 Andy McGaffigan, R OBP: 0.234, SLG: 0.250 Gary Lucas, L OBP: 0.368, SLG: 0.452 (11, 1)			BB FC5-2 1B		F4				F7	1	0	1	0	0	0	0						
Inning Stats	R: 0 E: 0 K: 0 S: 3	H: 0 LOB: 0 BB: 0 P: 3	R: 2 E: 0 K: 0 S: 5	H: 3 LOB: 0 BB: 0 P: 5	R: 1 E: 0 K: 0 S: 5	H: 2 LOB: 2 BB: 1 P: 9	R: 0 E: 0 K: 0 S: 3	H: 1 LOB: 0 BB: 0 P: 3	R: 0 E: 0 K: 1 S: 5	H: 0 LOB: 0 BB: 0 P: 5	R: 0 E: 1 K: 0 S: 4	H: 1 LOB: 2 BB: 0 P: 5	R: 0 E: 0 K: 0 S: 4	H: 1 LOB: 2 BB: 0 P: 4	R: 0 E: 0 K: 0 S: 4	H: 1 LOB: 2 BB: 0 P: 4		1B: 8 2B: 1 3B: 0 HR: 1	SF: 1 SAC: 0 DP: 2 HBP: 1	WP: 0 PB: 0 SB: 1 CS: 0	PA: 38	
PITCHER	IP WLS BF H R ER SO BB IBB HBP BLK WP HR S P ERA WHIP	IP WLS BF H R ER SO BB IBB HBP BLK WP HR S P ERA WHIP	IP WLS BF H R ER SO BB IBB HBP BLK WP HR S P ERA WHIP	IP WLS BF H R ER SO BB IBB HBP BLK WP HR S P ERA WHIP	IP WLS BF H R ER SO BB IBB HBP BLK WP HR S P ERA WHIP	IP WLS BF H R ER SO BB IBB HBP BLK WP HR S P ERA WHIP	IP WLS BF H R ER SO BB IBB HBP BLK WP HR S P ERA WHIP	IP WLS BF H R ER SO BB IBB HBP BLK WP HR S P ERA WHIP	IP WLS BF H R ER SO BB IBB HBP BLK WP HR S P ERA WHIP	IP WLS BF H R ER SO BB IBB HBP BLK WP HR S P ERA WHIP	IP WLS BF H R ER SO BB IBB HBP BLK WP HR S P ERA WHIP	IP WLS BF H R ER SO BB IBB HBP BLK WP HR S P ERA WHIP	IP WLS BF H R ER SO BB IBB HBP BLK WP HR S P ERA WHIP	IP WLS BF H R ER SO BB IBB HBP BLK WP HR S P ERA WHIP	IP WLS BF H R ER SO BB IBB HBP BLK WP HR S P ERA WHIP	IP WLS BF H R ER SO BB IBB HBP BLK WP HR S P ERA WHIP	IP WLS BF H R ER SO BB IBB HBP BLK WP HR S P ERA WHIP	IP WLS BF H R ER SO BB IBB HBP BLK WP HR S P ERA WHIP	IP WLS BF H R ER SO BB IBB HBP BLK WP HR S P ERA WHIP	IP WLS BF H R ER SO BB IBB HBP BLK WP HR S P ERA WHIP	IP WLS BF H R ER SO BB IBB HBP BLK WP HR S P ERA WHIP	IP WLS BF H R ER SO BB IBB HBP BLK WP HR S P ERA WHIP
Andy Hawkins, R ERA: 5.02	(1, 1)	2.0	10	5	3	3	0	0	0	0	0	0	0	0	0	0	13.50	2.500				
Sid Monge, L ERA: 5.54	(3, 1)	1.0	4	0	0	0	1	0	0	0	0	0	0	0	0	3	7	0.00	1.000			
Dave Dravecky, L ERA: 3.77	(4, 1)	3.1	13	3	1	1	1	0	0	0	0	0	0	0	14	18	2.70	1.200				
Rich Gossage, R ERA: 3.51	(7, 1)	1.2	W	7	1	0	0	0	0	0	0	0	0	0	6	7	0.00	0.600				
Craig Lefferts, L ERA: 0.99	(9, 1)	1.0	S	4	1	0	0	0	0	0	0	0	0	0	4	4	0.00	1.000				
Alan Wiggins, S OBP: 0.338, SLG: 0.293 (1, 4)	S FC5-2 1B		1-3		4-3 S SF8 BB		K S 1B		E S 1B BB	3	2	2	0	2	0	0	Montreal Expos @ San Diego Padres Jack Murphy Stadium, San Diego, CA Thu May 17 1984, 6:33 AM EDT Att: 17,066 - Unknown 					
Tony Gwynn, L OBP: 0.446, SLG: 0.453 (1, 9)	FC5-2 1B BB		4-3		4-3		CS BB		S 1B	3	1	1	1	2	0	1						
Graig Nettles, L OBP: 0.288, SLG: 0.292 (1, 5)	FC5-2 1B BB								F5	2	1	0	0	3	1	3						
Steve Garvey, R OBP: 0.269, SLG: 0.352 (1, 3)	FC5-2 1B		F7		SF8				E 2B	3	1	1	1	0	0	4						
Terry Kennedy, L OBP: 0.290, SLG: 0.351 (1, 2)	BB 1B		F8		K				K	4	0	1	2	0	2	2						
Kevin McReynolds, R OBP: 0.333, SLG: 0.533 (1, 8)	F7		BB 1B		K				E7 2-3	4	0	1	0	0	1	3						
Camelo Martinez, R OBP: 0.368, SLG: 0.385 (1, 7)	BB 1B		BB 1B		FC4-6 BB				K2-3	3	0	2	1	1	1	1						
Garry Templeton, S OBP: 0.313, SLG: 0.328 (1, 6)	BB 1B		BB 1B		FC4-6				G3	2	0	0	0	2	0	1						
Andy Hawkins, R OBP: 0.286, SLG: 0.250 Sid Monge, S OBP: 0.320, SLG: 0.256 Bobby Brown, S OBP: 0.297, SLG: 0.256 Dave Dravecky, R OBP: 0.297, SLG: 0.256 Rich Gossage, R OBP: 0.234, SLG: 0.250 Tim Flannery, L OBP: 0.368, SLG: 0.452 (11, 1)	F8		3		5-3				K	1	0	0	0	0	0	3						
Inning Stats	R: 3 E: 0 K: 0 S: 6	H: 3 LOB: 3 BB: 3 P: 18	R: 0 E: 0 K: 0 S: 3	H: 0 LOB: 1 BB: 1 P: 7	R: 0 E: 0 K: 0 S: 4	H: 2 LOB: 2 BB: 1 P: 8	R: 1 E: 0 K: 1 S: 5	H: 0 LOB: 1 BB: 2 P: 13	R: 0 E: 0 K: 1 S: 4	H: 1 LOB: 1 BB: 1 P: 8	R: 0 E: 1 K: 2 S: 8	H: 1 LOB: 1 BB: 0 P: 8	R: 1 E: 0 K: 1 S: 6	H: 1 LOB: 1 BB: 1 P: 10	R: 0 E: 0 K: 0 S: 4	H: 1 LOB: 2 BB: 0 P: 4		1B: 7 2B: 3 3B: 0 HR: 0	SF: 1 SAC: 0 DP: 2 HBP: 0	WP: 0 PB: 0 SB: 7 CS: 1	PA: 39	
PITCHER	IP WLS BF H R ER SO BB IBB HBP BLK WP HR S P ERA WHIP	IP WLS BF H R ER SO BB IBB HBP BLK WP HR S P ERA WHIP	IP WLS BF H R ER SO BB IBB HBP BLK WP HR S P ERA WHIP	IP WLS BF H R ER SO BB IBB HBP BLK WP HR S P ERA WHIP	IP WLS BF H R ER SO BB IBB HBP BLK WP HR S P ERA WHIP	IP WLS BF H R ER SO BB IBB HBP BLK WP HR S P ERA WHIP	IP WLS BF H R ER SO BB IBB HBP BLK WP HR S P ERA WHIP	IP WLS BF H R ER SO BB IBB HBP BLK WP HR S P ERA WHIP	IP WLS BF H R ER SO BB IBB HBP BLK WP HR S P ERA WHIP	IP WLS BF H R ER SO BB IBB HBP BLK WP HR S P ERA WHIP	IP WLS BF H R ER SO BB IBB HBP BLK WP HR S P ERA WHIP	IP WLS BF H R ER SO BB IBB HBP BLK WP HR S P ERA WHIP	IP WLS BF H R ER SO BB IBB HBP BLK WP HR S P ERA WHIP	IP WLS BF H R ER SO BB IBB HBP BLK WP HR S P ERA WHIP	IP WLS BF H R ER SO BB IBB HBP BLK WP HR S P ERA WHIP	IP WLS BF H R ER SO BB IBB HBP BLK WP HR S P ERA WHIP	IP WLS BF H R ER SO BB IBB HBP BLK WP HR S P ERA WHIP	IP WLS BF H R ER SO BB IBB HBP BLK WP HR S P ERA WHIP	IP WLS BF H R ER SO BB IBB HBP BLK WP HR S P ERA WHIP	IP WLS BF H R ER SO BB IBB HBP BLK WP HR S P ERA WHIP	IP WLS BF H R ER SO BB IBB HBP BLK WP HR S P ERA WHIP	IP WLS BF H R ER SO BB IBB HBP BLK WP HR S P ERA WHIP
Steve Rogers, R ERA: 7.11	(1, 1)	4.0	23	5	4	4	1	7	0	0	0	0	0	18	46	9.00	3.000					
Greg Harris, R ERA: 2.3	(5, 1)	2.0	7	1	0	0	2	2	0	0	0	0	0	9	17	0.00	1.500					
Andy McGaffigan, R ERA: 1.09	(7, 1)	1.2	L	7	1	1	0	3	1	0	0	0	0	12	16	0.00	1.200					
Gary Lucas, L ERA: 2.86	(8, 1)	0.1	2	1	0	0	0	0	0	0	0	0	0	2	2	0.00	3.000					

Batter	1	2	3	4	5	6	7	8	9	10	11	AB	R	H	RBI	BB	SO	LOB	TOP					
Pete Rose, S OBP: 0.380, SLG: 0.357 Derral Thomas, S OBP: 0.286, SLG: 0.346	F7	IBB			F7		6-3		F7		K	3	0	0	0	1	0	0						
Bryan Little, S OBP: 0.368, SLG: 0.353	B1-3	4-3			4-3		L4		F9		FC6-4 1B	6	1	1	0	0	0	4						
Tim Raines, S OBP: 0.448, SLG: 0.503	E4 1B										S 1B	5	1	4	0	1	0	0						
Andre Dawson, R OBP: 0.329, SLG: 0.387	FC6-4 1B				8-5		F4		1-3		K 1B	6	0	1	0	0	1	6						
Gary Carter, R OBP: 0.373, SLG: 0.471	FC6-4 1-2f								F2		1B E IBB	5	2	2	2	1	1	2						
Tim Lincecum, R OBP: 0.350, SLG: 0.513 Miguel DiToro, S OBP: 0.308, SLG: 0.400 Dan Schatzeder, L OBP: 0.288, SLG: 0.350 Andy McCaffigan, R OBP: 0.344, SLG: 0.448 Greg Harris, S OBP: 0.288, SLG: 0.350	F9				F7		E5 2B		1-3		F7	4	1	0	0	0	0	0						
Terry Francona, L OBP: 0.423, SLG: 0.508	SH5-4 BB 1B				F8				4-3		E 1B	5	0	3	2	0	0	0						
Doug Flynn, R OBP: 0.400, SLG: 0.395	SH5-4 BB				K		K				F4 FC6-4	4	0	1	0	1	2	2						
David Palmer, R OBP: 0.100, SLG: 0.400 Gary Lucas, L OBP: 0.200, SLG: 0.200 Chris Speier, R OBP: 0.200, SLG: 0.200	SH5-4 1-2 2-3				4-3		K		SH3-4 1B		FC6-4 1-2f	2	0	0	0	0	1	1						
Inning Stats	R: 0 E: 1 K: 0 S: 5	H: 1 LOB: 2 BB: 0 P: 5	R: 0 E: 0 K: 0 S: 4	H: 1 LOB: 3 BB: 2 P: 12	R: 1 E: 0 K: 0 S: 4	H: 2 LOB: 0 BB: 0 P: 4	R: 0 E: 0 K: 1 S: 5	H: 0 LOB: 0 BB: 0 P: 5	R: 0 E: 0 K: 0 S: 4	H: 1 LOB: 1 BB: 0 P: 4	R: 1 E: 0 K: 3 S: 11	H: 1 LOB: 1 BB: 0 P: 11	R: 0 E: 0 K: 0 S: 3	H: 0 LOB: 0 BB: 0 P: 3	R: 0 E: 0 K: 0 S: 4	H: 1 LOB: 1 BB: 0 P: 4	R: 2 E: 1 K: 1 S: 8	H: 2 LOB: 1 BB: 1 P: 12	R: 1 E: 0 K: 1 S: 8	H: 3 LOB: 2 BB: 0 P: 8	1B: 9 2B: 3 3B: 0 HR: 1	SF: 0 SAC: 2 DP: 1 HBP: 0	WP: 0 PB: 0 SB: 2 CS: 0	PA: 51
PITCHER	IP WLS BF H R ER SO BB IBB HBP BLK WP HR S P ERA WHIP	PITCHER										IP WLS BF H R ER SO BB IBB HBP BLK WP HR S P ERA WHIP												
Alejandro Pena, R ERA: 2.31 Tom Niedenfuer, R ERA: 1.88	8.0 3.0 34 6 2 1 2 2 0 0 0 0 0 0 39 51 6.00 2.000											3.0 L 17 6 3 2 2 0 1 0 0 0 0 20 24 6.00 2.000												

Montreal Expos @ Los Angeles Dodgers
 Dodger Stadium, Los Angeles, CA
 Fri May 18 1984, 7:05 PM PDT
 Att: 45,795 - Unknown

livebaseballscores.com

AB 45
 R 5
 H 12
 RBI 4
 BB 4
 SO 6
 LOB 22



Batter	1	2	3	4	5	6	7	8	9	10	11	AB	R	H	RBI	BB	SO	LOB	BOTTOM							
Steve Sax, R OBP: 0.363, SLG: 0.395 Rafael Landestoy, S OBP: 0.241, SLG: 0.214	4-3				FC4-6			SH5-4		WP 1B	1B	1	0	0	0	0	0	0								
R.J. Reynolds, S OBP: 0.400, SLG: 0.444	S 1B BB				K			2B		WP 1B	1B	3	2	2	1	2	1	1								
Ken Landreaux, L OBP: 0.330, SLG: 0.329 Candy Maldonado, R OBP: 0.347, SLG: 0.391	BLK 1B				F		E BB	CS 1B		1-3	F7	4	0	2	1	1	0	2								
Pedro Guerrero, R OBP: 0.313, SLG: 0.338	5-3				K		F8				1B	4	0	1	2	1	1	3								
Rick Monday, L OBP: 0.284, SLG: 0.355 Jose Morales, R OBP: 0.214, SLG: 0.154 Tom Niedenfuer, R OBP: 0.259, SLG: 0.200	3-1				K		K		F7		K	3	0	0	0	2	3									
Terry Whitfield, L OBP: 0.285, SLG: 0.406	F6-3						3-1		F8		F8	4	0	0	0	1	0	0								
Dave Anderson, R OBP: 0.326, SLG: 0.260	K				F8		F4-6-3 1B		K		5-3	5	0	1	0	0	2	2								
Jack Fimple, R OBP: 0.250, SLG: 0.200 Bob Bailor, R OBP: 0.259, SLG: 0.200	5-3				FC3-6 1B		F4-6-3		K		K	4	0	1	0	0	1	1								
Alejandro Pena, R ERA: 2.16 Franklin Stubbs, L OBP: 0.293, SLG: 0.378	F8				FC3-6 1B		SH5-4 2B 1B		F6-3		F6-3	2	0	0	0	0	1	0								
Inning Stats	R: 1 E: 0 K: 0 S: 4	H: 1 LOB: 1 BB: 1 P: 8	R: 0 E: 0 K: 1 S: 5	H: 0 LOB: 0 BB: 0 P: 5	R: 0 E: 0 K: 0 S: 2	H: 0 LOB: 0 BB: 1 P: 6	R: 0 E: 1 K: 2 S: 7	H: 0 LOB: 2 BB: 2 P: 15	R: 0 E: 0 K: 1 S: 6	H: 1 LOB: 1 BB: 0 P: 6	R: 0 E: 0 K: 1 S: 5	H: 1 LOB: 0 BB: 0 P: 5	R: 0 E: 0 K: 0 S: 3	H: 1 LOB: 1 BB: 0 P: 3	R: 1 E: 0 K: 0 S: 5	H: 2 LOB: 2 BB: 1 P: 9	R: 0 E: 0 K: 2 S: 7	H: 0 LOB: 0 BB: 0 P: 7	R: 2 E: 0 K: 1 S: 8	H: 3 LOB: 1 BB: 0 P: 8	R: 0 E: 0 K: 1 S: 5	H: 0 LOB: 0 BB: 0 P: 5	1B: 8 2B: 1 3B: 0 HR: 0	SF: 0 SAC: 1 DP: 1 HBP: 0	WP: 1 PB: 0 SB: 1 CS: 2	PA: 45
PITCHER	IP WLS BF H R ER SO BB IBB HBP BLK WP HR S P ERA WHIP	PITCHER										IP WLS BF H R ER SO BB IBB HBP BLK WP HR S P ERA WHIP														
David Palmer, R ERA: 4.09 Gary Lucas, L ERA: 2.61 Jeff Reardon, R ERA: 1.21 Dan Schatzeder, L ERA: 3.32 Andy McCaffigan, R ERA: 1.07	7.1 0.1 1.1 0.1 0.2	30 2 4 3 3	6 0 0 2 1	2 0 0 2 0	2 0 0 0 0	0 0 0 0 0	0 0 0 0 0	0 0 0 0 0	0 0 0 0 0	0 0 0 0 0	0 0 0 0 0	0 0 0 0 0	0 0 0 0 0	0 0 0 0 0	0 0 0 0 0	0 0 0 0 0	0 0 0 0 0	0 0 0 0 0	0 0 0 0 0	0 0 0 0 0	0 0 0 0 0	0 0 0 0 0	0 0 0 0 0	0 0 0 0 0	0 0 0 0 0	0 0 0 0 0

Montreal Expos @ Los Angeles Dodgers
 Dodger Stadium, Los Angeles, CA
 Fri May 18 1984, 7:05 PM PDT
 Att: 45,795 - Unknown

livebaseballscores.com

AB 39
 R 4
 H 9
 RBI 4
 BB 5
 SO 9
 LOB 19



Batter	1	2	3	4	5	6	7	8	9	AB	R	H	RBI	BB	SO	LOB	TOP			
Pete Rose, S (1, 7) OBP: 0.379, SLG: 0.356 Jim Wohlford, R (5, 7) OBP: 0.394, SLG: 0.467	F9		FC5 1B		6-3			1B		3	0	1	0	0	0	0	Montreal Expos @ Los Angeles Dodgers Dodger Stadium, Los Angeles, CA Sat May 19 1984, 7:05 PM PDT Att: 47,732 - Unknown livebaseballscorecards.com			
Bryan Little, S (1, 4) OBP: 0.378, SLG: 0.365	5-3		1-2 1B			1B		1B		4	0	3	0	0	0	0				
Tim Raines, S (1, 8) OBP: 0.444, SLG: 0.497	PB BB 1B		F9			K		K		4	0	1	0	0	2	5				
Andre Dawson, R (1, 9) OBP: 0.333, SLG: 0.386	1-2 PB BB		FC5			1B		G5-4-3		3	0	1	0	1	0	4				
Gary Carter, R (1, 2) OBP: 0.376, SLG: 0.493	F7					F7				4	1	2	1	0	0	4				
Tim Lincecum, R (1, 5) OBP: 0.341, SLG: 0.500		4-3			G1-6-3				HR	4	0	0	0	0	1	3				
Terry Francona, L (1, 3) OBP: 0.411, SLG: 0.493		3-1			1-3					4	0	0	0	0	0	0				
Doug Flynn, R (1, 6) OBP: 0.364, SLG: 0.357		F4			F6-3			F1-3		4	0	0	0	0	0	0				
Bill Gullickson, R (1, 1) OBP: 0.143, SLG: 0.143 Chris Speier, R (7, PH) OBP: 0.194, SLG: 0.194 Bob James, R (7, 1)			F9		1-3			6-3		2	0	0	0	0	0	0				
Inning Stats	R: 0 E: 0 K: 0 S: 4	H: 1 LOB: 2 BB: 1 P: 8	R: 0 E: 0 K: 0 S: 3	H: 0 LOB: 0 BB: 0 P: 3	R: 0 E: 0 K: 0 S: 5	H: 2 LOB: 2 BB: 0 P: 5	R: 0 E: 0 K: 0 S: 3	H: 1 LOB: 0 BB: 0 P: 3	R: 0 E: 0 K: 1 S: 7	H: 2 LOB: 2 BB: 0 P: 7	R: 0 E: 0 K: 0 S: 3	H: 0 LOB: 0 BB: 0 P: 3	R: 0 E: 0 K: 1 S: 6	H: 2 LOB: 1 BB: 0 P: 6	R: 1 E: 0 K: 1 S: 6	H: 1 LOB: 0 BB: 0 P: 6	1B: 8 2B: 0 3B: 0 HR: 1	SF: 0 SAC: 0 DP: 2 HBP: 0	WP: 0 PB: 1 SB: 0 CS: 0	PA: 35
PITCHER Rick Honeycutt, L (1, 1) ERA: 1.77	IP: 9.0 WLS: W BF: 35 H: 9 R: 1 ER: 1 SO: 3 BB: 1 IBB: 0 HBP: 0 BLK: 0 WP: 0 HR: 1 S: 40 P: 44 ERA: 1.00 WHIP: 1.111															PITCHER				

Batter	1	2	3	4	5	6	7	8	9	AB	R	H	RBI	BB	SO	LOB	BOTTOM			
Steve Sax, R (1, 4) OBP: 0.356, SLG: 0.389	F7	E9 1B		4-3			F9	4-3		5	0	1	0	0	0	4	Montreal Expos @ Los Angeles Dodgers Dodger Stadium, Los Angeles, CA Sat May 19 1984, 7:05 PM PDT Att: 47,732 - Unknown livebaseballscorecards.com			
R.J. Reynolds, S (1, 9) OBP: 0.333, SLG: 0.364	F8	K			F8		K			4	0	0	0	0	2	3				
Ken Landreaux, L (1, 8) OBP: 0.327, SLG: 0.326	F6-3	F9			F7		1B			4	0	1	0	0	0	2				
Pedro Guerrero, R (1, 5) OBP: 0.311, SLG: 0.343		F8	5-3			1B 2B	K			4	1	1	0	0	1	2				
Terry Whitfield, L (1, 7) OBP: 0.303, SLG: 0.420		1B 1B 2B	F9			2H 1B		F7		4	1	2	1	0	0	0				
Franklin Stubbs, L (1, 3) OBP: 0.333, SLG: 0.385		1B 1B BB				K		1B 1B BB		2	1	1	0	2	1	0				
Dave Anderson, R (1, 6) OBP: 0.233, SLG: 0.273 Bob Bailor, R (9, 6) OBP: 0.259, SLG: 0.200		1B 1B	F6-3			F6		1B 1B		4	1	2	0	0	0	1				
Jack Fimple, R (1, 2) OBP: 0.250, SLG: 0.211		1B 1B E 1B			F9		K			4	1	1	2	0	2	2				
Rick Honeycutt, L (1, 1) OBP: 0.227, SLG: 0.190		E 1B	F9				1B BB			3	0	2	1	1	0	0				
Inning Stats	R: 0 E: 0 K: 0 S: 3	H: 0 LOB: 0 BB: 0 P: 3	R: 4 E: 1 K: 1 S: 10	H: 5 LOB: 2 BB: 1 P: 14	R: 0 E: 0 K: 0 S: 4	H: 1 LOB: 1 BB: 0 P: 4	R: 0 E: 0 K: 0 S: 3	H: 0 LOB: 0 BB: 0 P: 3	R: 1 E: 0 K: 0 S: 4	H: 2 LOB: 1 BB: 0 P: 4	R: 0 E: 0 K: 2 S: 7	H: 0 LOB: 0 BB: 0 P: 7	R: 0 E: 0 K: 2 S: 8	H: 1 LOB: 2 BB: 1 P: 12	R: 0 E: 0 K: 1 S: 7	H: 2 LOB: 3 BB: 1 P: 11	1B: 9 2B: 2 3B: 0 HR: 0	SF: 0 SAC: 0 DP: 0 HBP: 0	WP: 0 PB: 0 SB: 1 CS: 0	PA: 37
PITCHER Bill Gullickson, R (1, 1) ERA: 6.69 Bob James, R (7, 1) ERA: 7.71	IP: 6.0 WLS: L BF: 26 H: 8 R: 5 ER: 4 SO: 3 BB: 1 IBB: 0 HBP: 0 BLK: 0 WP: 0 HR: 0 S: 31 P: 35 ERA: 6.00 WHIP: 1.500															PITCHER				

Batter	1	2	3	4	5	6	7	8	9	AB	R	H	RBI	BB	SO	LOB	TOP					
Alan Wiggins, S (1,4) OBP: 0.350, SLG: 0.294	F9		F3		K			K		4	0	0	0	0	2	0	San Diego Padres @ Montreal Expos Olympic Stadium, Montreal, QB Tue May 22 1984, 7:05 PM EDT Att: 19,847 - Unknown					
Tony Gwynn, L (1,9) OBP: 0.443, SLG: 0.474	4-3		FC6-4 BB			F7		4-3		3	0	0	0	1	0							
Graig Nettles, L (1,5) OBP: 0.297, SLG: 0.304			F7							2	1	1	1	2	0	1						
Bobby Brown, S (6, PR) OBP: 0.297, SLG: 0.324										0	0	0	0	0	0	0						
Tim Flannery, L (8,5) OBP: 0.316, SLG: 0.389	HR									0	0	0	0	0	0	0						
Steve Garvey, R (1,3) OBP: 0.260, SLG: 0.333			FC6-4			FC5-4 BB		FC6-4 BB		4	0	1	0	0	0	3						
Terry Kennedy, L (1,2) OBP: 0.287, SLG: 0.366	F9									4	0	0	0	0	2							
Kevin McReynolds, R (1,8) OBP: 0.359, SLG: 0.528		4-3						F9 F3 2B		4	1	1	0	0	0	0						
Camelto Martinez, R (1,7) OBP: 0.364, SLG: 0.452		K						F9		4	0	0	0	0	1	1						
Garry Templeton, S (1,6) OBP: 0.322, SLG: 0.341							F4	F3		3	0	1	1	0	0	0						
Eric Show, R (1,1) OBP: 0.150, SLG: 0.200			F3				K	F3		3	0	0	0	0	1	1						
Inning Stats	R: 1 E: 0 K: 0 S: 5	H: 2 LOB: 1 BB: 0 P: 5	R: 0 E: 0 K: 1 S: 6	H: 1 LOB: 1 BB: 0 P: 6	R: 0 E: 0 K: 0 S: 3	H: 0 LOB: 1 BB: 1 P: 7	R: 0 E: 0 K: 0 S: 3	H: 0 LOB: 0 BB: 0 P: 3	R: 0 E: 0 K: 2 S: 7	H: 0 LOB: 0 BB: 0 P: 7	R: 0 E: 0 K: 0 S: 3	H: 0 LOB: 1 BB: 1 P: 7	R: 1 E: 0 K: 0 S: 4	H: 1 LOB: 0 BB: 0 P: 4	R: 0 E: 0 K: 1 S: 5	H: 0 LOB: 1 BB: 1 P: 9	R: 0 E: 0 K: 0 S: 3	H: 0 LOB: 0 BB: 0 P: 3	1B: 2 2B: 1 3B: 0 HR: 1	SF: 0 SAC: 0 DP: 0 HBP: 0	WP: 0 PB: 0 SB: 0 CS: 0	PA: 34
PITCHER Charlie Lea, R (1,1) ERA: 2.89	IP: 9.0 WLS: W BF: 34	H: 4 R: 2 ER: 2 SO: 4	BB: 3 IBB: 0 HBP: 0 BLK: 0	WP: 0 HR: 1 S: 39 P: 51	ERA: 2.00 WHIP: 0.778											PITCHER	IP: 9.0 WLS: W BF: 34	H: 4 R: 2 ER: 2 SO: 4	BB: 3 IBB: 0 HBP: 0 BLK: 0	WP: 0 HR: 1 S: 39 P: 51	ERA: 2.00 WHIP: 0.778	

Batter	1	2	3	4	5	6	7	8	9	AB	R	H	RBI	BB	SO	LOB	BOTTOM					
Miguel Dilone, S (1,7) OBP: 0.314, SLG: 0.380	6-3									4	0	1	0	0	0	0	San Diego Padres @ Montreal Expos Olympic Stadium, Montreal, QB Tue May 22 1984, 7:05 PM EDT Att: 19,847 - Unknown					
Derrel Thomas, S (8,7) OBP: 0.276, SLG: 0.333			4-3 1B					5-3		0	0	0	0	0	0	0						
Bryan Little, S (1,4) OBP: 0.378, SLG: 0.352	F4		4-3							3	0	0	0	1	0	1						
Tim Raines, S (1,8) OBP: 0.443, SLG: 0.484			4-3							1	1	0	0	2	0	1						
Andre Dawson, R (1,9) OBP: 0.329, SLG: 0.374										3	0	0	0	1	0	2						
Gary Carter, R (1,2) OBP: 0.364, SLG: 0.493	F2									4	1	1	2	0	0	3						
Tim Lincecum, R (1,5) OBP: 0.339, SLG: 0.497			K							3	1	1	0	0	1	0						
Terry Francona, L (1,3) OBP: 0.407, SLG: 0.500			F3							3	0	1	1	0	0	0						
Doug Flynn, R (1,6) OBP: 0.353, SLG: 0.347			F8							3	0	0	0	0	0	1						
Charlie Lea, R (1,1) OBP: 0.077, SLG: 0.040			6-3							3	0	0	0	0	1	0						
Inning Stats	R: 0 E: 0 K: 0 S: 3	H: 0 LOB: 2 BB: 2 P: 11	R: 0 E: 0 K: 1 S: 5	H: 0 LOB: 0 BB: 0 P: 5	R: 0 E: 0 K: 0 S: 4	H: 1 LOB: 1 BB: 0 P: 4	R: 1 E: 0 K: 0 S: 5	H: 2 LOB: 1 BB: 0 P: 5	R: 0 E: 0 K: 1 S: 5	H: 0 LOB: 0 BB: 0 P: 5	R: 2 E: 0 K: 0 S: 4	H: 1 LOB: 0 BB: 1 P: 8	R: 0 E: 0 K: 0 S: 3	H: 0 LOB: 0 BB: 0 P: 3	R: 0 E: 0 K: 0 S: 3	H: 0 LOB: 1 BB: 1 P: 7	R: 0 E: 0 K: 0 S: 3	H: 0 LOB: 0 BB: 0 P: 3	1B: 1 2B: 1 3B: 1 HR: 1	SF: 0 SAC: 1 DP: 0 HBP: 0	WP: 0 PB: 0 SB: 0 CS: 0	PA: 32
PITCHER Eric Show, R (1,1) ERA: 2.58	IP: 8.0 WLS: L BF: 32	H: 4 R: 3 ER: 3 SO: 2	BB: 4 IBB: 0 HBP: 0 BLK: 0	WP: 0 HR: 1 S: 32 P: 48	ERA: 3.38 WHIP: 1.000											PITCHER	IP: 8.0 WLS: L BF: 32	H: 4 R: 3 ER: 3 SO: 2	BB: 4 IBB: 0 HBP: 0 BLK: 0	WP: 0 HR: 1 S: 32 P: 48	ERA: 3.38 WHIP: 1.000	

Batter	1	2	3	4	5	6	7	8	9	10	11	AB	R	H	RBI	BB	SO	LOB	TOP			
Alan Wiggins, S OBP: 0.352, SLG: 0.297 (1, 4)	F7		FC3-6		F7							5	0	2	0	0	0	2				
Tony Gwynn, L OBP: 0.436, SLG: 0.462 (1, 9)	4-3		F	F8		4-3		F9				5	0	0	0	1	0	2				
Graig Nettles, L OBP: 0.303, SLG: 0.305 Bobby Brown, S OBP: 0.297, SLG: 0.324 Tim Flannery, L OBP: 0.300, SLG: 0.368 (1, 5)	1-3				4-3				F8			3	0	1	0	1	0	0				
Steve Garvey, R OBP: 0.288, SLG: 0.329 (1, 3)		4-3		4-3		F7						5	0	1	0	0	1	1				
Terry Kennedy, L OBP: 0.284, SLG: 0.360 (1, 2)		K		F3					F8			5	0	1	0	0	1	3				
Kevin McReynolds, R OBP: 0.331, SLG: 0.644 (1, 8)					F7							5	1	2	1	0	1	3				
Carmelo Martinez, R OBP: 0.359, SLG: 0.388 (1, 7)												4	1	0	0	1	0	3				
Garry Templeton, S OBP: 0.320, SLG: 0.338 (1, 6)												4	0	1	0	0	0	1				
Andy Hawkins, R OBP: 0.263, SLG: 0.263 Champ Summers, L (10, PH) OBP: 0.286, SLG: 0.615 Dave Dravecky, R (10, 1)												3	0	1	1	0	1	1				
Inning Stats	R: 0 E: 0 K: 0 S: 3	H: 0 LOB: 0 BB: 0 P: 3	R: 0 E: 0 K: 1 S: 6	H: 1 LOB: 1 BB: 0 P: 6	R: 0 E: 0 K: 1 S: 5	H: 1 LOB: 0 BB: 0 P: 5	R: 0 E: 0 K: 0 S: 4	H: 1 LOB: 1 BB: 0 P: 4	R: 0 E: 0 K: 0 S: 3	H: 1 LOB: 0 BB: 0 P: 3	R: 0 E: 0 K: 0 S: 4	H: 1 LOB: 1 BB: 0 P: 4	R: 0 E: 0 K: 1 S: 6	H: 1 LOB: 2 BB: 1 P: 10	R: 0 E: 0 K: 1 S: 6	H: 1 LOB: 1 BB: 1 P: 10	R: 1 E: 0 K: 1 S: 6	H: 1 LOB: 0 BB: 0 P: 6	1B: 8 2B: 0 3B: 0 HR: 1	SF: 0 SAC: 0 DP: 1 HBP: 0	WP: 1 PB: 0 SB: 1 CS: 1	PA: 44
PITCHER	IP 8.0	WLS 30	BF 10	H 2	R 0	ER 0	SO 2	BB 1	IBB 1	HBP 0	BLK 0	WP 0	HR 0	S 12	P 20	ERA 0.00	WHIP 1.500					
Steve Rogers, R ERA: 5.67 (1, 1)																						
Jeff Reardon, R ERA: 1.07 (9, 1)																						
Andy McGaffigan, R ERA: 1.37 (11, 1)																						

San Diego Padres @ Montreal Expos
Olympic Stadium, Montreal, QB
Wed May 23 1984, 7:05 PM EDT
Att: 8,573 - Unknown


AB 41
R 2
H 9
RBI 2
BB 3
SO 5
LOB 18



Batter	1	2	3	4	5	6	7	8	9	10	11	AB	R	H	RBI	BB	SO	LOB	BOTTOM	
Bryan Little, S OBP: 0.367, SLG: 0.340 (1, 4)	L5		F2		F8							5	0	0	0	0	0	3		
Terry Francona, L OBP: 0.400, SLG: 0.497 (1, 3)			K									5	0	1	0	0	2	1		
Tim Raines, S OBP: 0.442, SLG: 0.478 (1, 8)												4	0	1	0	1	1	1		
Andre Dawson, R OBP: 0.320, SLG: 0.362 (1, 9)												5	0	0	0	0	1	3		
Gary Carter, R OBP: 0.362, SLG: 0.487 Derrel Thomas, S OBP: 0.267, SLG: 0.321 (10, 6)												4	0	1	0	0	0	0		
Tim Wallach, R OBP: 0.343, SLG: 0.497 (1, 5)												4	0	2	0	0	1	0		
Mike Stenhouse, L OBP: 0.545, SLG: 0.714 (1, 7)												2	1	1	1	2	0	0		
Doug Flynn, R OBP: 0.352, SLG: 0.346 Pete Rose, S OBP: 0.376, SLG: 0.353 Bobby Ramos, R OBP: 0.212, SLG: 0.107 (1, 6)												3	0	1	0	0	0	2		
Steve Rogers, R OBP: 0.273, SLG: 0.364 Miguel Dilone, S OBP: 0.327, SLG: 0.431 Jeff Reardon, R (9, 1)												1	0	1	0	0	0	0		
Jim Wohlford, R OBP: 0.395, SLG: 0.486 Andy McGaffigan, R (11, 1)												1	0	0	0	0	0	0		
Inning Stats	R: 0 E: 0 K: 0 S: 3	H: 1 LOB: 1 BB: 1 P: 7	R: 0 E: 0 K: 0 S: 3	H: 1 LOB: 1 BB: 1 P: 7	R: 0 E: 0 K: 2 S: 7	H: 0 LOB: 0 BB: 0 P: 7	R: 0 E: 0 K: 1 S: 5	H: 0 LOB: 0 BB: 0 P: 5	R: 0 E: 0 K: 0 S: 4	H: 1 LOB: 1 BB: 0 P: 4	R: 0 E: 0 K: 0 S: 3	H: 1 LOB: 2 BB: 1 P: 8	R: 0 E: 0 K: 0 S: 3	H: 0 LOB: 0 BB: 0 P: 3	R: 0 E: 0 K: 1 S: 5	H: 1 LOB: 0 BB: 0 P: 5	1B: 6 2B: 2 3B: 1 HR: 1	SF: 0 SAC: 0 DP: 4 HBP: 0	WP: 0 PB: 0 SB: 0 CS: 0	PA: 41
PITCHER	IP 9.0	WLS 35	BF 8	H 1	R 0	ER 1	SO 5	BB 3	IBB 0	HBP 0	BLK 0	WP 0	HR 1	S 42	P 54	ERA 1.00	WHIP 1.222			
Andy Hawkins, R ERA: 4.33 (1, 1)																				
Dave Dravecky, L ERA: 3.25 (10, 1)																				

San Diego Padres @ Montreal Expos
Olympic Stadium, Montreal, QB
Wed May 23 1984, 7:05 PM EDT
Att: 8,573 - Unknown

AB 38
R 1
H 9
RBI 1
BB 3
SO 6
LOB 14



Batter	1	2	3	4	5	6	7	8	9	AB	R	H	RBI	BB	SO	LOB	TOP										
Chili Davis, S OBP: 0.329, SLG: 0.467 (1, 8)	F8		F8					HR	L4	5	1	2	2	0	0	2	San Francisco Giants @ Montreal Expos Olympic Stadium, Montreal, QB Fri May 25 1984, 7:05 PM EDT Att: 24,212 - Unknown livebaseballscorecards.com										
Joel Youngblood, R OBP: 0.329, SLG: 0.305 (1, 4)	F9		FC5-4			CS				4	0	1	0	0	1	1											
Al Oliver, L OBP: 0.327, SLG: 0.354 (1, 3)	F6-3									4	0	0	0	0	0	1											
Jack Clark, R OBP: 0.436, SLG: 0.573 (1, 9)		1-3								3	0	1	0	1	0	0											
Jeffrey Leonard, R OBP: 0.351, SLG: 0.419 (1, 7)										3	0	2	0	1	1	2											
Bob Brenly, R OBP: 0.411, SLG: 0.454 (1, 2)										4	0	0	0	0	1	6											
Tom O'Malley, L OBP: 0.158, SLG: 0.059 (1, 5)										4	1	1	0	0	1	1											
Joe Pittman, R OBP: 0.211, SLG: 0.222 (1, 6)										4	0	2	0	0	1	0											
Jeff Robinson, R OBP: 0.043, SLG: 0.043 (1, 1)										2	0	0	0	0	0	3											
Greg Minton, S (6, 1)										1	0	0	0	0	0	0											
Scot Thompson, L OBP: 0.391, SLG: 0.333 (9, PH)										1	0	1	0	0	0	0											
Gene Richards, L OBP: 0.371, SLG: 0.275 (9, PR)										0	0	0	0	0	0	0											
Inning Stats	R: 0 E: 0 K: 0 S: 3	H: 0 LOB: 0 BB: 0 P: 3	R: 0 E: 0 K: 1 S: 6	H: 1 LOB: 1 BB: 0 P: 6	R: 0 E: 0 K: 0 S: 4	H: 1 LOB: 1 BB: 0 P: 4	R: 0 E: 0 K: 0 S: 4	H: 1 LOB: 0 BB: 0 P: 4	R: 1 E: 0 K: 1 S: 6	H: 3 LOB: 2 BB: 1 P: 10	R: 0 E: 0 K: 0 S: 3	H: 0 LOB: 0 BB: 0 P: 3	R: 1 E: 0 K: 2 S: 7	H: 2 LOB: 2 BB: 1 P: 11	R: 0 E: 0 K: 2 S: 8	H: 1 LOB: 1 BB: 0 P: 8	1B: 8 2B: 1 3B: 0 HR: 1	SF: 0 SAC: 0 DP: 1 HBP: 0	WP: 0 PB: 0 SB: 0 CS: 1	PA: 38							
PITCHER	IP	WLS	BF	H	R	ER	SO	BB	IBB	HBP	BLK	WP	HR	S	P	ERA	WHIP										
Bryn Smith, R ERA: 3.01 (1, 1)	7.1		31	9	2	2	2	1	1	0	0	0	1	33	41	2.46	1.364										
Jeff Reardon, R ERA: 1.0 (8, 1)	1.2	W	6	1	0	0	3	0	0	0	0	0	0	12	12	0.00	0.600										

Batter	1	2	3	4	5	6	7	8	9	AB	R	H	RBI	BB	SO	LOB	BOTTOM										
Miguel Dilone, S OBP: 0.321, SLG: 0.418 (1, 7)	4-3		K					E6		4	2	1	0	0	1	1	San Francisco Giants @ Montreal Expos Olympic Stadium, Montreal, QB Fri May 25 1984, 7:05 PM EDT Att: 24,212 - Unknown livebaseballscorecards.com										
Bryan Little, S OBP: 0.384, SLG: 0.338 (1, 4)	F4							4-3		4	0	1	1	0	0	1											
Tim Raines, S OBP: 0.433, SLG: 0.469 (1, 8)	3-1							5-3		3	0	0	2	0	0	0											
Gary Carter, R OBP: 0.354, SLG: 0.475 (1, 2)								F6		4	0	0	0	0	2	1											
Mike Stenhouse, L OBP: 0.500, SLG: 0.556 (1, 9)										2	0	0	0	1	0	1											
Derrel Thomas, S OBP: 0.267, SLG: 0.321 (9, 9)										0	0	0	0	0	0	0											
Tim Wallach, R OBP: 0.343, SLG: 0.494 (1, 5)										3	0	1	0	0	0	1											
Terry Francona, L OBP: 0.399, SLG: 0.500 (1, 3)										3	0	1	0	0	0	2											
Doug Flynn, R OBP: 0.333, SLG: 0.327 (1, 6)										3	0	0	0	0	1	3											
Bryn Smith, R OBP: 0.304, SLG: 0.263 (1, 1)										3	1	1	0	0	1	2											
Jeff Reardon, R ERA: 1.0 (8, 1)										0	0	0	0	0	0	0											
Inning Stats	R: 0 E: 0 K: 0 S: 3	H: 0 LOB: 0 BB: 0 P: 3	R: 0 E: 0 K: 1 S: 5	H: 0 LOB: 0 BB: 0 P: 5	R: 0 E: 0 K: 2 S: 8	H: 1 LOB: 1 BB: 0 P: 8	R: 0 E: 0 K: 1 S: 5	H: 0 LOB: 0 BB: 0 P: 5	R: 0 E: 0 K: 0 S: 3	H: 0 LOB: 1 BB: 1 P: 7	R: 2 E: 0 K: 0 S: 6	H: 3 LOB: 1 BB: 0 P: 6	R: 0 E: 0 K: 1 S: 6	H: 1 LOB: 1 BB: 0 P: 6	R: 1 E: 1 K: 0 S: 4	H: 0 LOB: 0 BB: 0 P: 4	1B: 3 2B: 2 3B: 0 HR: 0	SF: 1 SAC: 0 DP: 0 HBP: 0	WP: 0 PB: 0 SB: 1 CS: 0	PA: 31							
PITCHER	IP	WLS	BF	H	R	ER	SO	BB	IBB	HBP	BLK	WP	HR	S	P	ERA	WHIP										
Jeff Robinson, R ERA: 3.51 (1, 1)	5.0		20	4	2	2	4	1	0	0	0	0	0	27	31	3.60	1.000										
Greg Minton, R ERA: 5.19 (6, 1)	3.0	L	11	1	1	0	1	0	0	0	0	0	0	13	13	0.00	0.333										

Batter	1	2	3	4	5	6	7	8	9	AB	R	H	RBI	BB	SO	LOB	TOP										
Chili Davis, S OBP: 0.327, SLG: 0.458 (1, 8)										3	0	0	0	1	1	0											
Joel Youngblood, R OBP: 0.328, SLG: 0.323 (1, 5)										4	1	1	1	0	0	3											
Al Oliver, L OBP: 0.331, SLG: 0.358 (1, 3)										4	0	2	0	0	0	0											
Jack Clark, R OBP: 0.432, SLG: 0.562 (1, 9)										3	0	0	0	1	1	1											
Jeffrey Leonard, R OBP: 0.342, SLG: 0.406 (1, 7)										4	0	0	0	0	3	3											
Bob Brenly, R OBP: 0.422, SLG: 0.491 (1, 2)										4	1	3	1	0	0	0											
Johnnie LetMaster, R OBP: 0.287, SLG: 0.256 Gene Richards, L OBP: 0.365, SLG: 0.269 (9, PH)										4	0	1	0	0	0	1											
Duane Kuiper, L OBP: 0.224, SLG: 0.178 (1, 4)										4	0	0	0	0	1	2											
Bill Laskey, R OBP: 0.091, SLG: 0.048 Tom O'Malley, L OBP: 0.150, SLG: 0.056 Gary Lavelle, S (7, 1)										2	0	0	0	0	2	2											
										1	0	0	0	0	0	0											
										0	0	0	0	0	0	0											
Inning Stats	R: 1 E: 0 K: 2 S: 9	H: 2 LOB: 1 BB: 0 P: 9	R: 0 E: 0 K: 2 S: 9	H: 2 LOB: 3 BB: 1 P: 13	R: 0 E: 0 K: 2 S: 7	H: 0 LOB: 0 BB: 0 P: 7	R: 1 E: 0 K: 1 S: 6	H: 1 LOB: 0 BB: 0 P: 6	R: 0 E: 0 K: 0 S: 3	H: 1 LOB: 0 BB: 0 P: 3	R: 0 E: 0 K: 0 S: 3	H: 0 LOB: 0 BB: 0 P: 3	R: 0 E: 0 K: 1 S: 6	H: 1 LOB: 2 BB: 0 P: 10	R: 0 E: 0 K: 1 S: 5	H: 0 LOB: 0 BB: 0 P: 5	1B: 5 2B: 0 3B: 0 HR: 2	SF: 0 SAC: 0 DP: 0 HBP: 0	WP: 0 PB: 0 SB: 0 CS: 1	PA: 36							
PITCHER	IP	WLS	BF	H	R	ER	SO	BB	IBB	HBP	BLK	WP	HR	S	P	ERA	WHIP										
Bill Gullickson, R ERA: 6.04 (1, 1)	7.0	W	28	6	2	2	7	1	0	0	0	0	2	40	44	2.57	1.000										
Gary Lucas, L ERA: 2.53 (8, 1)	0.2		3	1	0	0	0	0	0	0	0	0	0	3	3	0.00	1.500										
Jeff Reardon, R ERA: 0.95 (8, 1)	1.1	S	5	0	0	0	2	1	0	0	0	0	0	8	12	0.00	0.750										

San Francisco Giants @ Montreal Expos
Olympic Stadium, Montreal, QB
Sat May 26 1984, 7:05 PM EDT
Att: 22,568 - Unknown

AB 34
R 2
H 7
RBI 2
BB 2
SO 9
LOB 12



Batter	1	2	3	4	5	6	7	8	9	AB	R	H	RBI	BB	SO	LOB	BOTTOM										
Miguel Dilone, S OBP: 0.311, SLG: 0.390 (1, 7)										4	1	0	0	1	0	4											
Bryan Little, S OBP: 0.371, SLG: 0.342 (1, 4)										4	0	2	0	1	1	1											
Tim Raines, S OBP: 0.432, SLG: 0.464 (1, 8)										4	2	1	1	1	0	2											
Gary Carter, R OBP: 0.357, SLG: 0.491 (1, 2)										3	1	1	2	1	0	3											
Mike Stenhouse, L OBP: 0.471, SLG: 0.455 Jim Wohlford, R OBP: 0.385, SLG: 0.472 (7, PH)										2	0	0	0	1	0	1											
Jeff Reardon, R (8, 1)										1	0	0	0	0	0	0											
Tim Wallach, R OBP: 0.351, SLG: 0.494 (1, 5)										2	0	1	1	2	0	0											
Terry Francona, L OBP: 0.389, SLG: 0.487 (1, 3)										4	0	0	0	0	0	6											
Doug Flynn, R OBP: 0.344, SLG: 0.339 (1, 6)										4	0	2	0	0	0	1											
Bill Gullickson, R OBP: 0.188, SLG: 0.188 Gary Lucas, L (8, 1)										2	0	1	0	0	0	0											
Derrel Thomas, S OBP: 0.267, SLG: 0.321 (8, 9)										0	0	0	0	0	0	0											
										0	0	0	0	0	0	0											
Inning Stats	R: 1 E: 0 K: 0 S: 3	H: 1 LOB: 2 BB: 2 P: 11	R: 0 E: 0 K: 0 S: 4	H: 1 LOB: 1 BB: 1 P: 8	R: 1 E: 1 K: 1 S: 7	H: 1 LOB: 2 BB: 1 P: 11	R: 0 E: 0 K: 0 S: 4	H: 1 LOB: 1 BB: 0 P: 4	R: 2 E: 0 K: 0 S: 4	H: 1 LOB: 1 BB: 0 P: 8	R: 0 E: 0 K: 0 S: 3	H: 0 LOB: 0 BB: 0 P: 3	R: 0 E: 0 K: 1 S: 6	H: 1 LOB: 3 BB: 2 P: 14	R: 0 E: 0 K: 0 S: 5	H: 2 LOB: 2 BB: 0 P: 5	1B: 7 2B: 0 3B: 0 HR: 1	SF: 0 SAC: 2 DP: 0 HBP: 0	WP: 0 PB: 0 SB: 2 CS: 0	PA: 39							
PITCHER	IP	WLS	BF	H	R	ER	SO	BB	IBB	HBP	BLK	WP	HR	S	P	ERA	WHIP										
Bill Laskey, R ERA: 2.88 (1, 1)	6.0	L	28	5	4	3	1	5	0	0	0	0	1	25	45	4.50	1.667										
Gary Lavelle, L ERA: 3.64 (7, 1)	2.0		11	3	0	0	1	1	1	0	0	0	0	11	19	0.00	2.000										

San Francisco Giants @ Montreal Expos
Olympic Stadium, Montreal, QB
Sat May 26 1984, 7:05 PM EDT
Att: 22,568 - Unknown

AB 30
R 4
H 8
RBI 4
BB 7
SO 2
LOB 20



Batter	1	2	3	4	5	6	7	8	9	AB	R	H	RBI	BB	SO	LOB	TOP					
Chili Davis, S OBP: 0.337, SLG: 0.481	F8		HR					1B		3	1	2	1	1	0	0	San Francisco Giants @ Montreal Expos Olympic Stadium, Montreal, QB Sun May 27 1984, 3:33 AM EDT Att: 31,618 - Unknown					
Joel Youngblood, R OBP: 0.320, SLG: 0.315	F6-3		5-3				F7	K		4	0	0	0	0	1	3						
Gene Richards, L OBP: 0.358, SLG: 0.268	F9						F3	F6-4-3		4	0	1	0	0	1	0						
Al Oliver, L OBP: 0.329, SLG: 0.361		E8					G3	4-3		4	1	1	0	0	0	3						
Dusty Baker Jr., R OBP: 0.426, SLG: 0.438		SF7					F8	F4-6-3		2	0	1	1	1	0	0						
Steve Nicosia, R OBP: 0.256, SLG: 0.361		F2					5-3	K		4	0	1	0	0	1	1						
Johnnie LetMaster, R OBP: 0.287, SLG: 0.250 Scott Thompson, L OBP: 0.375, SLG: 0.318		F7					F6-3	F4-6-3		3	0	0	0	0	0	2						
Duane Kuiper, L OBP: 0.231, SLG: 0.188							F6	F4		3	0	1	0	0	0	0						
Mark Grant, R Scott Garrelts, R OBP: 0.167, SLG: 0.167 Frank Williams, R Tom O'Malley, L OBP: 0.190, SLG: 0.105 Renie Martin, R OBP: 0.500, SLG: 0.500							K	K		1	0	0	0	0	1	1						
								1B		1	0	0	0	0	1	0						
Inning Stats	R: 0 E: 0 K: 0 S: 3	H: 0 LOB: 0 BB: 0 P: 3	R: 1 E: 1 K: 0 S: 4	H: 1 LOB: 0 BB: 0 P: 4	R: 1 E: 0 K: 1 S: 6	H: 2 LOB: 0 BB: 0 P: 6	R: 0 E: 0 K: 1 S: 7	H: 2 LOB: 2 BB: 0 P: 7	R: 0 E: 0 K: 0 S: 5	H: 0 LOB: 1 BB: 1 P: 9	R: 0 E: 0 K: 0 S: 3	H: 0 LOB: 0 BB: 0 P: 3	R: 0 E: 0 K: 0 S: 3	H: 0 LOB: 0 BB: 0 P: 3	R: 0 E: 0 K: 1 S: 7	H: 3 LOB: 2 BB: 0 P: 7	R: 0 E: 0 K: 1 S: 4	H: 0 LOB: 0 BB: 1 P: 8	1B: 5 2B: 2 3B: 0 HR: 1	SF: 1 SAC: 0 DP: 2 HBP: 0	WP: 0 PB: 0 SB: 0 CS: 1	PA: 34
PITCHER Charlie Lea, R ERA: 2.68	IP: 9.0 WLS: W BF: 34 H: 8 R: 2 ER: 1 SO: 5 BB: 2 IBB: 0 HBP: 0 BLK: 0 WP: 0 HR: 1 S: 42 P: 50 ERA: 1.00 WHIP: 1.111											PITCHER	IP: 9.0 WLS: W BF: 34 H: 8 R: 2 ER: 1 SO: 5 BB: 2 IBB: 0 HBP: 0 BLK: 0 WP: 0 HR: 1 S: 42 P: 50 ERA: 1.00 WHIP: 1.111									


Batter	1	2	3	4	5	6	7	8	9	AB	R	H	RBI	BB	SO	LOB	BOTTOM			
Miguel Dilone, S OBP: 0.303, SLG: 0.381	6-3	SF7						1-3		4	0	1	1	0	0	2	San Francisco Giants @ Montreal Expos Olympic Stadium, Montreal, QB Sun May 27 1984, 3:33 AM EDT Att: 31,618 - Unknown			
Bryan Little, S OBP: 0.372, SLG: 0.335		G3					K	G3		3	1	0	0	2	1	2				
Tim Raines, S OBP: 0.429, SLG: 0.456	F8		4-3				F8			3	1	0	0	1	0	3				
Gary Carter, R OBP: 0.360, SLG: 0.497	E7		6-3				F5	FC6-4		4	1	2	2	0	0	0				
Terry Francona, L OBP: 0.391, SLG: 0.487			F8				4-3	FC6-4		4	0	2	1	0	0	0				
Tim Wallach, R OBP: 0.349, SLG: 0.494	K						K	FC6-4		4	1	1	0	0	2	3				
Mike Stenhouse, L OBP: 0.524, SLG: 0.571 Derrel Thomas, S OBP: 0.267, SLG: 0.321										3	2	2	1	1	0	2				
Doug Flynn, R OBP: 0.354, SLG: 0.349										0	0	0	0	0	0	0				
Charlie Lea, R OBP: 0.071, SLG: 0.037										2	0	0	0	0	1	2				
										2	0	0	0	0	1	2				
Inning Stats	R: 2 E: 1 K: 1 S: 7	H: 2 LOB: 1 BB: 1 P: 11	R: 1 E: 0 K: 0 S: 5	H: 2 LOB: 1 BB: 0 P: 5	R: 0 E: 0 K: 0 S: 3	H: 0 LOB: 0 BB: 0 P: 3	R: 2 E: 0 K: 1 S: 8	H: 3 LOB: 2 BB: 1 P: 12	R: 0 E: 0 K: 1 S: 5	H: 0 LOB: 0 BB: 1 P: 5	R: 0 E: 0 K: 1 S: 5	H: 0 LOB: 1 BB: 1 P: 9	R: 1 E: 0 K: 1 S: 7	H: 2 LOB: 2 BB: 1 P: 11	R: 0 E: 0 K: 0 S: 4	H: 1 LOB: 1 BB: 0 P: 4	1B: 7 2B: 3 3B: 0 HR: 0	SF: 1 SAC: 2 DP: 0 HBP: 0	WP: 0 PB: 1 SB: 2 CS: 0	PA: 38
PITCHER Mark Grant, R ERA: 8.0 Scott Garrelts, R ERA: 4.02 Frank Williams, R ERA: 4.45 Renie Martin, R ERA: 3.86	IP: 3.0 WLS: L BF: 16 H: 6 R: 5 ER: 4 SO: 1 BB: 1 IBB: 0 HBP: 0 BLK: 0 WP: 0 HR: 0 S: 17 P: 21 ERA: 12.00 WHIP: 2.333											PITCHER	IP: 3.0 WLS: L BF: 16 H: 6 R: 5 ER: 4 SO: 1 BB: 1 IBB: 0 HBP: 0 BLK: 0 WP: 0 HR: 0 S: 17 P: 21 ERA: 12.00 WHIP: 2.333							



Batter	1	2	3	4	5	6	7	8	9	AB	R	H	RBI	BB	SO	LOB	TOP										
R.J. Reynolds, S OBP: 0.375, SLG: 0.431 (1, 7)										4	0	1	0	1	1	2	Los Angeles Dodgers @ Montreal Expos Olympic Stadium, Montreal, QB Mon May 28 1984, 7:05 PM EDT Att: 15,367 - Unknown										
Ken Landreaux, L OBP: 0.320, SLG: 0.324 (1, 8)										5	1	2	1	0	0	3											
Pedro Guerrero, R OBP: 0.316, SLG: 0.370 (1, 5)										5	1	4	0	0	0	1											
Franklin Stubbs, L OBP: 0.293, SLG: 0.388 (1, 3)										4	0	0	0	1	2	4											
Mike Scioscia, L OBP: 0.402, SLG: 0.397 (1, 2)										5	1	1	3	0	0	3											
Candy Maldonado, R OBP: 0.358, SLG: 0.388 (1, 9)										3	1	1	0	1	0	0											
Bob Bailor, R OBP: 0.327, SLG: 0.288 (1, 4)										4	1	2	0	0	0	1											
Dave Anderson, R OBP: 0.324, SLG: 0.303 (1, 6)										4	0	1	2	0	0	1											
Fernando Valenzuela, L OBP: 0.179, SLG: 0.214 (1, 1)										4	1	2	0	0	0	2											
Inning Stats	R: 0 E: 0 K: 0 S: 3	H: 1 LOB: 2 BB: 2 P: 11	R: 1 E: 0 K: 1 S: 6	H: 1 LOB: 1 BB: 1 P: 10	R: 4 E: 1 K: 1 S: 10	H: 5 LOB: 1 BB: 0 P: 10	R: 0 E: 0 K: 0 S: 4	H: 1 LOB: 1 BB: 0 P: 4	R: 0 E: 0 K: 0 S: 3	H: 0 LOB: 0 BB: 0 P: 3	R: 1 E: 0 K: 0 S: 5	H: 2 LOB: 1 BB: 0 P: 5	R: 0 E: 0 K: 0 S: 4	H: 1 LOB: 1 BB: 0 P: 4	R: 0 E: 0 K: 1 S: 5	H: 2 LOB: 1 BB: 0 P: 5	1B: 9 2B: 3 3B: 1 HR: 1	SF: 0 SAC: 0 DP: 3 HBP: 0	WP: 0 PB: 0 SB: 0 CS: 0	PA: 41							
PITCHER	IP	WLS	BF	H	R	ER	SO	BB	IBB	HBP	BLK	WP	HR	S	P	ERA	WHIP										
Steve Rogers, R ERA: 6.1 (1, 1)	5.0	L	25	8	5	5	2	3	0	0	0	0	1	26	38	9.00	2.200										
Dan Schatzeder, L ERA: 3.42 (6, 1)	2.0		9	3	1	1	0	0	0	0	0	0	0	9	9	4.50	1.500										
Greg Harris, R ERA: 2.04 (8, 1)	1.0		4	2	0	0	0	0	0	0	0	0	0	4	4	0.00	2.000										
Andy McGaffigan, R ERA: 1.32 (9, 1)	1.0		3	1	0	0	1	0	0	0	0	0	0	5	5	0.00	1.000										



Batter	1	2	3	4	5	6	7	8	9	AB	R	H	RBI	BB	SO	LOB	BOTTOM										
Bryan Little, S OBP: 0.369, SLG: 0.333 (1, 4)										4	0	1	0	0	1	0	Los Angeles Dodgers @ Montreal Expos Olympic Stadium, Montreal, QB Mon May 28 1984, 7:05 PM EDT Att: 15,367 - Unknown										
Terry Francona, L OBP: 0.386, SLG: 0.481 (1, 3)										4	0	1	0	0	0	0											
Tim Raines, S OBP: 0.420, SLG: 0.445 (1, 8)										4	0	0	0	0	0	2											
Gary Carter, R OBP: 0.368, SLG: 0.506 (1, 2)										3	0	2	0	1	0	0											
Tim Wallach, R OBP: 0.347, SLG: 0.489 (1, 5)										4	1	1	0	0	0	2											
Jim Wehlford, R OBP: 0.395, SLG: 0.487 (1, 7)										3	0	1	0	1	1	1											
Mike Stenhouse, L OBP: 0.490, SLG: 0.500 (1, 9)										4	0	1	0	0	1	2											
Doug Flynn, R OBP: 0.353, SLG: 0.348 (1, 6)										3	0	1	0	0	0	2											
Steve Rogers, R OBP: 0.256, SLG: 0.333 (5, PH) Chris Spivey, R OBP: 0.198, SLG: 0.198 (6, PH) Dan Schatzeder, L OBP: 0.320, SLG: 0.290 (7, PH) Pete Rose, R OBP: 0.330, SLG: 0.390 (8, PH) Greg Harris, S (9, PH) Andy McGaffigan, R (9, PH)										1	0	0	0	0	1	1											
Inning Stats	R: 0 E: 0 K: 0 S: 4	H: 3 LOB: 2 BB: 0 P: 4	R: 1 E: 0 K: 1 S: 6	H: 2 LOB: 1 BB: 1 P: 10	R: 0 E: 0 K: 0 S: 3	H: 0 LOB: 0 BB: 0 P: 3	R: 0 E: 0 K: 1 S: 6	H: 1 LOB: 1 BB: 0 P: 6	R: 0 E: 0 K: 2 S: 7	H: 0 LOB: 0 BB: 0 P: 7	R: 0 E: 0 K: 0 S: 3	H: 0 LOB: 1 BB: 1 P: 7	R: 0 E: 0 K: 0 S: 4	H: 1 LOB: 1 BB: 0 P: 4	R: 0 E: 0 K: 0 S: 3	H: 0 LOB: 0 BB: 0 P: 3	R: 0 E: 0 K: 1 S: 6	H: 1 LOB: 1 BB: 0 P: 6	1B: 6 2B: 3 3B: 0 HR: 0	SF: 0 SAC: 0 DP: 2 HBP: 0	WP: 2 PB: 0 SB: 0 CS: 0	PA: 34					
PITCHER	IP	WLS	BF	H	R	ER	SO	BB	IBB	HBP	BLK	WP	HR	S	P	ERA	WHIP										
Fernando Valenzuela, L ERA: 2.24 (1, 1)	9.0	W	34	8	1	1	5	2	0	0	0	1	0	42	50	1.00	1.111										



Batter	1	2	3	4	5	6	7	8	9	AB	R	H	RBI	BB	SO	LOB	TOP								
R.J. Reynolds, S (1, 7) Lemmie Miller, R (8, PH) OBP: 0.373, SLG: 0.426 OBP: 0.250, SLG: 0.182	G3			F9		HR		K		3	1	1	0	0	0	0									
Ken Landreaux, L (1, 8) OBP: 0.326, SLG: 0.357	F8			CS		HR		G3		4	1	2	2	0	0	0									
Pedro Guerrero, R (1, 5) OBP: 0.320, SLG: 0.369	K			HR		K				3	1	1	0	1	2	0									
Franklin Stubbs, L (1, 3) OBP: 0.291, SLG: 0.423				HR		F9		K		4	1	1	2	0	1	1									
Mike Scioscia, L (1, 2) OBP: 0.384, SLG: 0.375	F9			3-1				F8		4	0	0	0	0	0	1									
Candy Maldonado, R (1, 9) OBP: 0.348, SLG: 0.376	K					K		F9		3	0	0	0	0	2	0									
Bob Bailor, R (1, 4) OBP: 0.310, SLG: 0.273				F6-3		F6-3		5-3		3	0	0	0	0	0	0									
Dave Anderson, R (1, 6) OBP: 0.324, SLG: 0.304				K		F6-3				3	0	1	0	0	1	0									
Alejandro Pena, R (1, 1) OBP: 0.130, SLG: 0.130				4-3		K		B5-6-4		3	0	0	0	0	1	1									
Inning Stats	R: 0 E: 0 K: 1 S: 5	H: 0 LOB: 0 BB: 0 P: 5	R: 0 E: 0 K: 1 S: 5	H: 0 LOB: 0 BB: 0 P: 5	R: 0 E: 0 K: 1 S: 5	H: 0 LOB: 0 BB: 1 P: 8	R: 2 E: 0 K: 0 S: 4	H: 2 LOB: 0 BB: 1 P: 8	R: 0 E: 0 K: 1 S: 5	H: 0 LOB: 0 BB: 0 P: 5	R: 2 E: 0 K: 2 S: 9	H: 2 LOB: 0 BB: 0 P: 9	R: 0 E: 0 K: 0 S: 3	H: 0 LOB: 0 BB: 0 P: 3	R: 0 E: 0 K: 1 S: 5	H: 1 LOB: 1 BB: 0 P: 5	R: 0 E: 0 K: 1 S: 6	H: 1 LOB: 1 BB: 0 P: 6	1B: 4 2B: 0 3B: 0 HR: 2	SF: 0 SAC: 0 DP: 1 HBP: 0	WP: 0 PB: 0 SB: 0 CS: 1	PA: 32			
PITCHER	IP	WLS	BF	H	R	ER	SO	BB	IBB	HBP	BLK	WP	HR	S	P	ERA	WHIP								
Bryn Smith, R (1, 1) ERA: 3.21	7.0	L	25	4	4	4	6	1	0	0	0	0	2	36	40	5.14	0.714								
Gary Lucas, L (8, 1) ERA: 2.42	1.0		3	1	0	0	1	0	0	0	0	0	0	5	5	0.00	1.000								
Jeff Reardon, R (9, 1) ERA: 0.92	1.0		4	1	0	0	1	0	0	0	0	0	0	6	6	0.00	1.000								

Los Angeles Dodgers @ Montreal Expos
Olympic Stadium, Montreal, QB
Wed May 30 1984, 7:05 PM EDT
Att: 10,475 - Unknown

AB 31
R 4
H 6
RBI 4
BB 1
SO 8
LOB 3



Batter	1	2	3	4	5	6	7	8	9	AB	R	H	RBI	BB	SO	LOB	BOTTOM								
Miguel Dilone, S (1, 7) OBP: 0.300, SLG: 0.373	F9		K			F8		F8		4	0	1	0	0	1	0									
Bryan Little, S (1, 4) OBP: 0.372, SLG: 0.333	F9			4-3		FC4-6		G4-6-3		3	0	1	0	1	0	1									
Tim Raines, S (1, 8) OBP: 0.412, SLG: 0.435	K			F9		FC4-6		G4-6-3		4	0	0	0	0	1	3									
Gary Carter, R (1, 2) OBP: 0.371, SLG: 0.523	K			HR		1B				4	1	2	1	0	1	1									
Terry Francona, L (1, 3) OBP: 0.379, SLG: 0.469				G3		F7		G3		4	0	0	0	0	0	2									
Tim Lincecum, R (1, 5) OBP: 0.340, SLG: 0.478				6-3		5-3		5-3		4	0	0	0	0	1	0									
Mike Stenhouse, L (1, 9) OBP: 0.500, SLG: 0.500				K		F6-3				2	0	1	0	1	1	0									
Doug Flynn, R (1, 6) OBP: 0.343, SLG: 0.338				F3		F6-3		K		2	0	0	0	0	0	1									
Pete Rose, S (7, PH) OBP: 0.370, SLG: 0.347										1	0	0	0	0	1	1									
Chris Speier, R (8, 6) OBP: 0.188, SLG: 0.188								K		0	0	0	0	0	0	0									
Bryn Smith, R (1, 1) OBP: 0.280, SLG: 0.238				G3		4-3		K		2	0	0	0	0	0	1									
Jim Wohlford, R (7, PH) OBP: 0.386, SLG: 0.475										1	0	0	0	0	1	1									
Gary Lucas, L (8, 1)										0	0	0	0	0	0	0									
Jeff Reardon, R (9, 1)										0	0	0	0	0	0	0									
Inning Stats	R: 0 E: 1 K: 2 S: 8	H: 1 LOB: 1 BB: 0 P: 8	R: 0 E: 0 K: 1 S: 5	H: 0 LOB: 0 BB: 0 P: 5	R: 0 E: 0 K: 1 S: 5	H: 0 LOB: 0 BB: 0 P: 5	R: 1 E: 0 K: 0 S: 4	H: 1 LOB: 0 BB: 0 P: 4	R: 0 E: 0 K: 0 S: 5	H: 2 LOB: 2 BB: 0 P: 5	R: 0 E: 0 K: 3 S: 9	H: 0 LOB: 1 BB: 1 P: 13	R: 0 E: 0 K: 0 S: 2	H: 0 LOB: 0 BB: 1 P: 6	R: 0 E: 0 K: 0 S: 3	H: 0 LOB: 0 BB: 0 P: 3	1B: 4 2B: 0 3B: 0 HR: 1	SF: 0 SAC: 0 DP: 1 HBP: 0	WP: 0 PB: 0 SB: 0 CS: 0	PA: 33					
PITCHER	IP	WLS	BF	H	R	ER	SO	BB	IBB	HBP	BLK	WP	HR	S	P	ERA	WHIP								
Alejandro Pena, R (1, 1) ERA: 2.4	9.0	W	33	5	1	1	7	2	0	0	0	0	1	45	53	1.00	0.778								

Los Angeles Dodgers @ Montreal Expos
Olympic Stadium, Montreal, QB
Wed May 30 1984, 7:05 PM EDT
Att: 10,475 - Unknown

AB 31
R 1
H 5
RBI 1
BB 2
SO 7
LOB 11



Batter	1	2	3	4	5	6	7	8	9	AB	R	H	RBI	BB	SO	LOB	TOP			
Miguel Dilone, S OBP: 0.311, SLG: 0.408 (1, 7)										4	0	2	0	0	0	3	Montreal Expos @ Pittsburgh Pirates Three Rivers Stadium, Pittsburgh, PA Thu May 31 1984, 7:05 PM EDT Att: 6,049 - Unknown			
Bryan Little, S OBP: 0.369, SLG: 0.331 (1, 4)										4	0	1	0	0	1	3				
Tim Raines, S OBP: 0.405, SLG: 0.425 (1, 8)										4	0	0	0	0	1	3				
Gary Carter, R OBP: 0.363, SLG: 0.511 (1, 2)										4	0	0	0	0	1	1				
Andre Dawson, R OBP: 0.313, SLG: 0.353 (1, 9)											4	0	0	0	0	1		0		
Tim Lincecum, R OBP: 0.338, SLG: 0.470 (1, 5)											3	1	0	0	1	0		0		
Terry Francona, L OBP: 0.384, SLG: 0.473 (1, 3)											3	0	2	0	0	0		0		
Doug Flynn, R OBP: 0.342, SLG: 0.338 (1, 6)											3	0	1	1	0	0		1		
Bill Gullickson, R OBP: 0.167, SLG: 0.167 (1, 1)										2	0	0	0	0	0	2				
Pete Rose, S OBP: 0.375, SLG: 0.347 (8, PH)										0	0	0	0	1	0	0				
Jeff Reardon, R (8, 1)										0	0	0	0	0	0	0				
Inning Stats	R: 0 E: 0 K: 3 S: 10	H: 1 LOB: 1 BB: 0 P: 10	R: 1 E: 0 K: 0 S: 5	H: 2 LOB: 2 BB: 1 P: 9	R: 0 E: 0 K: 0 S: 3	H: 1 LOB: 0 BB: 0 P: 3	R: 0 E: 0 K: 0 S: 4	H: 1 LOB: 1 BB: 0 P: 4	R: 0 E: 0 K: 0 S: 3	H: 0 LOB: 0 BB: 0 P: 3	R: 0 E: 0 K: 0 S: 3	H: 0 LOB: 0 BB: 0 P: 3	R: 0 E: 0 K: 0 S: 3	H: 0 LOB: 1 BB: 1 P: 7	R: 0 E: 0 K: 1 S: 5	H: 0 LOB: 0 BB: 0 P: 5	1B: 4 2B: 2 3B: 0 HR: 0	SF: 0 SAC: 0 DP: 1 HBP: 0	WP: 1 PB: 0 CS: 0	PA: 33
PITCHER	IP WLS BF H R ER SO BB IBB HBP BLK WP HR S P ERA WHIP																PITCHER	IP WLS BF H R ER SO BB IBB HBP BLK WP HR S P ERA WHIP		
Jose DeLeon, R ERA: 3.48 (1, 1)	9.0 W 33 6 1 1 4 2 0 0 0 1 0 39 47 1.00 0.889																			

Batter	1	2	3	4	5	6	7	8	9	AB	R	H	RBI	BB	SO	LOB	BOTTOM			
Marvell Wynne, L OBP: 0.323, SLG: 0.356 (1, 8)										4	0	1	0	0	0	0	Montreal Expos @ Pittsburgh Pirates Three Rivers Stadium, Pittsburgh, PA Thu May 31 1984, 7:05 PM EDT Att: 6,049 - Unknown			
Johnny Ray, S OBP: 0.382, SLG: 0.406 (1, 4)										4	1	1	0	0	0	1				
Bill Madlock, R OBP: 0.302, SLG: 0.282 (1, 5)										4	0	1	0	0	0	1				
Jason Thompson, L OBP: 0.333, SLG: 0.366 (1, 3)										3	0	1	1	0	0	1				
Benny Disiefano, L OBP: 0.280, SLG: 0.286 (7, PR) (8, 3)										0	1	0	0	0	0	0				
Tony Peña, R OBP: 0.331, SLG: 0.479 (1, 2)										2	0	0	0	0	1	1				
Lee Mazzilli, S OBP: 0.300, SLG: 0.294 (1, 7)										3	0	0	0	0	0	2				
Doug Frobel, L OBP: 0.202, SLG: 0.322 (8, 9)										0	0	0	0	0	0	0				
Lee Lacy, R OBP: 0.330, SLG: 0.424 (1, 9) (8, 7)										3	0	1	1	0	1	0				
Dale Berra, R OBP: 0.228, SLG: 0.279 (1, 6)										2	0	1	0	1	0	0				
Jose DeLeon, R OBP: 0.071, SLG: 0.071 (1, 1)										3	0	0	0	0	1	3				
Inning Stats	R: 0 E: 0 K: 0 S: 3	H: 1 LOB: 0 BB: 0 P: 3	R: 0 E: 0 K: 0 S: 3	H: 0 LOB: 0 BB: 0 P: 3	R: 0 E: 0 K: 1 S: 7	H: 2 LOB: 1 BB: 0 P: 7	R: 0 E: 0 K: 2 S: 8	H: 1 LOB: 1 BB: 0 P: 8	R: 0 E: 0 K: 0 S: 3	H: 0 LOB: 0 BB: 0 P: 3	R: 1 E: 1 K: 0 S: 5	H: 2 LOB: 2 BB: 1 P: 9	R: 0 E: 0 K: 0 S: 3	H: 0 LOB: 0 BB: 0 P: 3	R: 0 E: 0 K: 0 S: 3	H: 0 LOB: 0 BB: 0 P: 3	1B: 4 2B: 2 3B: 0 HR: 0	SF: 0 SAC: 1 DP: 0 HBP: 0	WP: 0 PB: 0 CS: 1	PA: 30
PITCHER	IP WLS BF H R ER SO BB IBB HBP BLK WP HR S P ERA WHIP																PITCHER	IP WLS BF H R ER SO BB IBB HBP BLK WP HR S P ERA WHIP		
Bill Gullickson, R ERA: 5.57 (1, 1)	7.0 L 27 6 2 2 3 0 0 0 0 0 0 0 3 36 2.57 0.857																			
Jeff Reardon, R ERA: 0.89 (8, 1)	1.0 3 0 0 0 0 0 0 0 0 0 0 0 3 3 0.00 0.000																			

Batter	1	2	3	4	5	6	7	8	9	AB	R	H	RBI	BB	SO	LOB	TOP										
Bryan Little, S OBP: 0.372, SLG: 0.335 Jim Wohlford, R OBP: 0.378, SLG: 0.463 Jeff Reardon, R (9, 1)	0-0 4-3		0-0 4-3		0-0 FC5 1B 1B		0-0 G6-4-3 1B		0-3 K 2H 3H	4	0	2	0	0	0	0											
Terry Francona, L OBP: 0.391, SLG: 0.467	0-0 6-3		0-0 F5		0-0 FC5 1-2 1B		0-0 G6-4-3 1-2			4	0	1	0	0	0	1											
Tim Raines, S OBP: 0.406, SLG: 0.432	0-0 2B		0-0 E S 1B		0-0 FC5 1-2 2-3			0-0 1-3		4	0	2	0	0	0	2											
Gary Carter, R OBP: 0.361, SLG: 0.505	0-0 F8		0-0 F8			0-0 1B 1B		0-0 4-3		4	0	1	0	0	0	2											
Mike Stenhouse, L OBP: 0.469, SLG: 0.458		0-3 K		0-0 F7		0-0 1-2 1B		0-0 6-3		4	0	1	0	0	1	0											
Tim Lincecum, R OBP: 0.341, SLG: 0.471 Derrel Thomas, S OBP: 0.267, SLG: 0.321 (9, 5)		0-0 1B CS 1B		0-0 F9		0-0 F9		0-0 SH5-4 WP 1B		4	0	2	0	0	0	2											
Andre Dawson, R OBP: 0.317, SLG: 0.356		0-0 WP CS 1B		0-3 K		0-0 F9		0-0 WP SH5-4 E 1B		4	1	2	0	0	1	2											
Doug Flynn, R OBP: 0.342, SLG: 0.329 (9, 4)		4-0 1-3 3H BB		0-0 F4		0-0 F1-3		0-0 SH5-4		2	0	0	0	1	0	2											
Charlie Lea, R OBP: 0.065, SLG: 0.033 Chris Speier, R OBP: 0.182, SLG: 0.182 (9, 6)		0-3 K		0-0 4-3		0-0 3-1		0-0 F8		3	0	0	0	0	1	2											
Inning Stats	R: 0 E: 0 K: 0 S: 4	H: 1 LOB: 1 BB: 0 P: 4	R: 0 E: 0 K: 2 S: 8	H: 2 LOB: 2 BB: 1 P: 12	R: 0 E: 0 K: 0 S: 4	H: 1 LOB: 1 BB: 0 P: 4	R: 0 E: 0 K: 1 S: 5	H: 0 LOB: 0 BB: 0 P: 5	R: 0 E: 0 K: 0 S: 5	H: 2 LOB: 2 BB: 0 P: 5	R: 0 E: 0 K: 0 S: 3	H: 1 LOB: 0 BB: 0 P: 3	R: 0 E: 0 K: 0 S: 3	H: 0 LOB: 0 BB: 0 P: 3	R: 2 E: 1 K: 1 S: 7	H: 2 LOB: 1 BB: 0 P: 7	1B: 10 2B: 1 3B: 0 HR: 0	SF: 0 SAC: 1 DP: 1 HBP: 0	WP: 2 PA: 37 CS: 2								
PITCHER	IP	WLS	BF	H	R	ER	SO	BB	IBB	HBP	BLK	WP	HR	S	P	ERA	WHIP										
Rick Rhoden, R ERA: 2.93	8.0	L	34	11	2	1	3	1	0	0	0	1	0	39	43	1.12	1.500										
Rod Scully, L ERA: 3.6	1.0	S	3	0	0	0	1	0	0	0	0	1	0	5	5	0.00	0.000										

Montreal Expos @ Pittsburgh Pirates
Three Rivers Stadium, Pittsburgh, PA
Fri Jun 01 1984, 7:05 PM EDT
Att: 12,691 - Unknown

AB	35
R	2
H	11
RBI	0
BB	1
SO	4
LOB	17





Batter	1	2	3	4	5	6	7	8	9	AB	R	H	RBI	BB	SO	LOB	BOTTOM										
Marvell Wynne, L OBP: 0.317, SLG: 0.349	0-3 K		0-0 4-3			0-3 K		0-0 F8		4	0	0	0	0	2	1											
Johnny Ray, S OBP: 0.373, SLG: 0.396	0-0 4-3		0-0 P5		0-0 F9		0-0 F8		0-0 F8	4	0	0	0	0	0	0											
Bill Madlock, R OBP: 0.301, SLG: 0.281	0-0 F8		0-0 4-3		0-0 1B		0-0 1B		0-0 6-3	4	0	1	0	0	0	0											
Jason Thompson, L OBP: 0.331, SLG: 0.362		0-0 4-3		0-0 1B		0-0 F7		0-0 F4-3		4	0	1	0	0	0	1											
Tony Peña, R OBP: 0.326, SLG: 0.470		0-0 1-3		0-3 K		0-0 G3				3	0	0	0	0	1	1											
Lee Mazzilli, S OBP: 0.302, SLG: 0.296		0-0 CS 1B		0-0 F9		0-0 P4				3	0	1	0	0	0	0											
Lee Lacy, R OBP: 0.330, SLG: 0.422		0-0 CS 1-2	0-0 F8		0-0 S 1B		0-0 F6-3			3	0	1	0	0	0	0											
Dale Berra, R OBP: 0.230, SLG: 0.281			0-0 1B		0-0 F8		0-3 K			3	0	1	0	0	1	1											
Rick Rhoden, R OBP: 0.250, SLG: 0.318 Rod Scully, L (9, 1)			0-3 K		0-0 1-3		0-0 F7			3	0	0	0	0	1	2											
Inning Stats	R: 0 E: 0 K: 1 S: 5	H: 0 LOB: 0 BB: 0 P: 5	R: 0 E: 0 K: 0 S: 3	H: 1 LOB: 0 BB: 0 P: 3	R: 0 E: 0 K: 1 S: 6	H: 1 LOB: 1 BB: 0 P: 6	R: 0 E: 0 K: 1 S: 6	H: 1 LOB: 1 BB: 0 P: 6	R: 0 E: 0 K: 1 S: 5	H: 0 LOB: 0 BB: 0 P: 5	R: 0 E: 0 K: 0 S: 3	H: 0 LOB: 0 BB: 0 P: 3	R: 0 E: 0 K: 0 S: 3	H: 0 LOB: 0 BB: 0 P: 3	1B: 5 2B: 0 3B: 0 HR: 0	SF: 0 SAC: 0 DP: 0 HBP: 0	WP: 0 PA: 32 CS: 1										
PITCHER	IP	WLS	BF	H	R	ER	SO	BB	IBB	HBP	BLK	WP	HR	S	P	ERA	WHIP										
Charlie Lea, R ERA: 2.44	8.0	W	28	5	0	0	5	0	0	0	0	0	0	38	38	0.00	0.625										
Jeff Reardon, R ERA: 0.66	1.0	S	3	0	0	0	0	0	0	0	0	0	0	3	3	0.00	0.000										

Montreal Expos @ Pittsburgh Pirates
Three Rivers Stadium, Pittsburgh, PA
Fri Jun 01 1984, 7:05 PM EDT
Att: 12,691 - Unknown

AB	31
R	0
H	5
RBI	0
BB	0
SO	5
LOB	6



Batter	1	2	3	4	5	6	7	8	9	AB	R	H	RBI	BB	SO	LOB	TOP		
Bryan Little, S OBP: 0.363, SLG: 0.326 (1, 4)	0-0 4-3		0-0 P3		0-0 5-3		0-0 F2		0-0 4-3	5	0	0	0	0	0	1	Montreal Expos @ Pittsburgh Pirates Three Rivers Stadium, Pittsburgh, PA Sat Jun 02 1984, 7:05 PM EDT Att: 19,080 - Unknown livebaseballscores.com AB 35 R 1 H 11 RBI 1 BB 2 SO 4 LOB 13 		
Terry Francona, L OBP: 0.363, SLG: 0.468 (1, 3)	0-0 FC6-4 1B		0-0 F8		0-0 F8		0-0 2B 1B			4	1	2	0	0	0	1			
Tim Raines, S OBP: 0.408, SLG: 0.439 (1, 8)	0-0 FC6-4 1-2		0-0 1B		0-0 L6		0-0 1-H 2B			4	0	2	1	0	0	2			
Gary Carter, R OBP: 0.359, SLG: 0.497 (1, 2)	4-0 1-3 BB		0-0 P2		0-0 P4		0-0 F7			3	0	0	0	1	0	1			
Mike Stenhouse, L OBP: 0.444, SLG: 0.464 (1, 7)	0-0 G3		0-0 1-3		0-0 2B		0-3 K			4	0	1	0	0	1	2			
Tim Lincecum, R OBP: 0.340, SLG: 0.466 Derrel Thomas, S OBP: 0.267, SLG: 0.321 (8, 5)		0-3 K		0-3 K2-3		0-0 P4		0-0 FC6 1B		4	0	1	0	0	2	1			
Andre Dawson, R OBP: 0.321, SLG: 0.356 (1, 9)		0-0 5-3		0-0 FC6-4 1B		4-0 BB		0-0 FC6 1-2		3	0	1	0	1	0	1			
Doug Flynn, R OBP: 0.342, SLG: 0.329 Miguel Dilone, S OBP: 0.320, SLG: 0.417 (9, PH)		0-0 1B		0-0 FC6-4 1-2		0-0 F3		0-0 1B 1B		3	0	1	0	0	0	3			
Steve Rogers, R OBP: 0.267, SLG: 0.333 Pete Rose, S OBP: 0.380, SLG: 0.352 (9, PH)		0-3 K		0-0 5-3 1B		0-0 F9		0-0 1-3 1B		3	0	1	0	0	1	1			
Inning Stats	R: 0 E: 0 K: 2 S: 4	H: 1 LOB: 2 BB: 1 P: 8	R: 0 E: 0 K: 2 S: 8	H: 1 LOB: 1 BB: 0 P: 8	R: 0 E: 0 K: 1 S: 4	H: 1 LOB: 1 BB: 0 P: 4	R: 0 E: 0 K: 1 S: 6	H: 1 LOB: 1 BB: 0 P: 6	R: 0 E: 0 K: 0 S: 4	H: 1 LOB: 2 BB: 1 P: 8	R: 1 E: 0 K: 0 S: 4	H: 2 LOB: 1 BB: 0 P: 4	R: 0 E: 0 K: 1 S: 6	H: 1 LOB: 1 BB: 0 P: 6	R: 0 E: 0 K: 0 S: 3	H: 2 LOB: 0 BB: 0 P: 3		1B: 9 2B: 2 3B: 0 HR: 0	SF: 0 SAC: 0 DP: 0 HBP: 0
PITCHER	IP WLS BF H R ER SO BB IBB HBP BLK WP HR S P ERA WHIP																		
Lee Tunnell, R ERA: 4.98 Kent Tekulve, R ERA: 4.95	(1, 1) 7.0 W 30 8 1 1 3 2 0 0 0 0 0 0 0 0 0 0 1.29 1.429																		
PITCHER	IP WLS BF H R ER SO BB IBB HBP BLK WP HR S P ERA WHIP																		

Batter	1	2	3	4	5	6	7	8	9	AB	R	H	RBI	BB	SO	LOB	BOTTOM		
Marvell Wynne, L OBP: 0.321, SLG: 0.352 (1, 8)	0-3 K		0-0 F4-6-3 1-2 1B		0-0 4-3		0-0 F7		0-0 1B	4	0	2	1	0	1	0	Montreal Expos @ Pittsburgh Pirates Three Rivers Stadium, Pittsburgh, PA Sat Jun 02 1984, 7:05 PM EDT Att: 19,080 - Unknown livebaseballscores.com AB 27 R 2 H 6 RBI 2 BB 3 SO 5 LOB 10 		
Johnny Ray, S OBP: 0.365, SLG: 0.387 (1, 4)	0-0 F7		0-0 F4-6-3 1-2		0-0 F7		0-0 F8			4	0	0	0	0	0	3			
Bill Madlock, R OBP: 0.294, SLG: 0.275 (1, 5)	0-0 5-3		0-0 F9		0-0 5-3		0-0 F8			4	0	0	0	0	0	1			
Jason Thompson, L OBP: 0.331, SLG: 0.358 (1, 3)		4-0 G1-4-3 BB		0-0 3-1		0-3 K				2	0	0	0	1	1	0			
Tony Peña, R OBP: 0.326, SLG: 0.467 (1, 2)		0-0 G1-4-3 1-2		0-3 K		0-0 1B 1B				3	1	1	0	0	1	1			
Lee Mazzilli, S OBP: 0.306, SLG: 0.291 Doug Frobel, L OBP: 0.211, SLG: 0.330 (6, 9)		0-0 F8		4-0 F6-4-3 BB		0-0 G1 1B				1	0	0	0	1	0	0			
Lee Lacy, R OBP: 0.339, SLG: 0.433 (6, 7)			0-0 1B 1B 2B		0-0 F6-4-3 1-2		4-0 G1 IBB			2	1	1	0	1	0	1			
Dale Berra, R OBP: 0.232, SLG: 0.282 (1, 6)			0-0 1B 1B		0-0 F8		0-0 G1			3	0	1	0	0	0	2			
Lee Tunnell, R Kent Tekulve, R (8, 1)			0-3 K		0-3 K		0-0 F9			2	0	0	0	0	2	2			
Inning Stats	R: 0 E: 0 K: 1 S: 5	H: 0 LOB: 0 BB: 0 P: 5	R: 0 E: 0 K: 0 S: 2	H: 0 LOB: 0 BB: 1 P: 6	R: 1 E: 0 K: 1 S: 7	H: 3 LOB: 1 BB: 0 P: 7	R: 0 E: 0 K: 1 S: 5	H: 0 LOB: 0 BB: 0 P: 5	R: 0 E: 0 K: 1 S: 5	H: 0 LOB: 0 BB: 1 P: 6	R: 0 E: 0 K: 1 S: 5	H: 0 LOB: 0 BB: 0 P: 5	R: 1 E: 0 K: 1 S: 7	H: 2 LOB: 1 BB: 1 P: 11	R: 0 E: 0 K: 0 S: 4	H: 1 LOB: 1 BB: 0 P: 4		1B: 5 2B: 1 3B: 0 HR: 0	SF: 0 SAC: 0 DP: 3 HBP: 0
PITCHER	IP WLS BF H R ER SO BB IBB HBP BLK WP HR S P ERA WHIP																		
Steve Rogers, R ERA: 5.44	(1, 1) 8.0 L 30 6 2 2 5 2 1 0 0 0 0 0 0 0 0 0 2.25 1.000																		
PITCHER	IP WLS BF H R ER SO BB IBB HBP BLK WP HR S P ERA WHIP																		

Batter	1	2	3	4	5	6	7	8	9	AB	R	H	RBI	BB	SO	LOB	TOP		
Bryan Little, S OBP: 0.356, SLG: 0.319 (1,4)	0-0 6-3			0-0 F7		0-0 F8		0-0 8-2		4	0	0	0	0	0	3			
Jim Wohlford, R OBP: 0.397, SLG: 0.444 (1,7)	0-0 4-3			0-0 FC6-4 1B		0-0 G3			0-0 L4	4	0	1	0	0	0	0			
Tim Raines, S OBP: 0.401, SLG: 0.430 (1,8)	0-0 F8			0-0 F3			0-0 F7		0-0 6-3	4	0	0	0	0	0	1			
Gary Carter, R OBP: 0.357, SLG: 0.497 (1,3)		0-0 P4		0-0 FC6-4 1-2			0-0 F9		0-0 2B	4	0	1	0	0	0	1			
Andre Dawson, R OBP: 0.314, SLG: 0.347 (1,9)		0-0 G4-1			0-0 F9		0-3 K		0-0 5-3	4	0	0	0	0	1	1			
Tim Lincecum, R OBP: 0.335, SLG: 0.459 (1,5)		0-0 6-3			0-0 F7				0-0 6-3	3	0	0	0	0	0	0			
Bobby Ramos, R OBP: 0.250, SLG: 0.161 (1,2)			0-3 K		0-0 FC5-4 1B				0-0 BB 8-2 1B	3	0	2	0	0	1	0			
Doug Flynn, R OBP: 0.329, SLG: 0.316 (1,6)			0-0 F8		0-0 FC5-4 1-2				0-0 F4 BB 1-2	3	0	0	0	0	0	2			
David Palmer, R OBP: 0.083, SLG: 0.333 (1,1)									4-0 BB	2	0	0	0	0	0	0			
Bob James, R (6,1)									1-2 2-3 BB	0	0	0	0	0	0	0			
Pete Rose, S OBP: 0.384, SLG: 0.352 (8,PH)										0	0	0	0	0	1	0			
Dan Schatzeder, L OBP: 0.200, SLG: 0.200 (8,1)										0	0	0	0	0	0	0			
Inning Stats	R: 0 E: 0 K: 0 S: 3	H: 0 LOB: 0 BB: 0 P: 3	R: 0 E: 0 K: 0 S: 3	H: 0 LOB: 0 BB: 0 P: 3	R: 0 E: 0 K: 1 S: 5	H: 0 LOB: 1 BB: 0 P: 5	R: 0 E: 0 K: 0 S: 4	H: 1 LOB: 1 BB: 0 P: 4	R: 0 E: 0 K: 0 S: 3	H: 0 LOB: 0 BB: 0 P: 3	R: 0 E: 0 K: 1 S: 5	H: 0 LOB: 0 BB: 0 P: 5	R: 0 E: 1 K: 0 S: 4	H: 1 LOB: 2 BB: 1 P: 8	R: 0 E: 0 K: 0 S: 4	H: 1 LOB: 1 BB: 0 P: 4	1B: 3 2B: 2 3B: 0 HR: 0	SF: 0 SAC: 0 DP: 1 HBP: 0	WP: 0 PA: 32 CS: 0
PITCHER John Tudor, L ERA: 2.6 (1,1)	IP: 9.0 WLS: W BF: 32 H: 4 R: 0 ER: 0 SO: 2 BB: 1 IBB: 0 HBP: 0 BLK: 0 WP: 0 HR: 0 S: 35 P: 39 ERA: 0.00 WHIP: 0.556																		

Montreal Expos @ Pittsburgh Pirates
Three Rivers Stadium, Pittsburgh, PA
Sun Jun 03 1984, 3:33 AM EDT
Att: 19,713 - Unknown

AB	31
R	0
H	4
RBI	0
BB	1
SO	2
LOB	8



Batter	1	2	3	4	5	6	7	8	9	AB	R	H	RBI	BB	SO	LOB	BOTTOM		
Marvell Wynne, L OBP: 0.329, SLG: 0.365 (1,8)	0-0 CS 1B		0-0 1-H 2B			0-0 BB 1B	0-0 F7			4	1	3	1	0	0	1			
Johnny Ray, S OBP: 0.362, SLG: 0.380 (1,4)	0-3 K		0-3 K			4-0 E 1B 1-2	0-0 FC4-6 S 1-2			3	1	0	0	1	2	3			
Bill Madlock, R OBP: 0.293, SLG: 0.274 (1,5)	0-0 F8		0-0 F6-3			0-0 E9 1B 1-3 2-H	0-0 G3			4	1	1	1	0	0	2			
Jason Thompson, L OBP: 0.341, SLG: 0.364 (1,3)		0-0 FC5-4 1B		0-0 G3		0-0 1B 1B 1-3 3-H		4-0 BB		3	0	2	1	1	0	0			
Tony Peña, R OBP: 0.320, SLG: 0.459 (1,2)		0-0 FC5-4 CS S 1-2		0-0 F9		0-0 K		0-0 F7		3	0	0	0	0	1	3			
Jim Morrison, R OBP: 0.297, SLG: 0.294 (8,PH)								0-0 F7		1	0	0	0	0	0	1			
Milt May, L OBP: 0.100, SLG: 0.053 (9,2)								0-0 K		0	0	0	0	0	0	0			
Lee Mazzilli, S OBP: 0.309, SLG: 0.286 (1,7)		4-0 CS BB 1-2		0-0 G3		0-0 SF9		0-3 K		1	0	0	1	1	0	0			
Doug Frobel, L OBP: 0.208, SLG: 0.326 (7,9)								0-0 K		1	0	0	0	0	1	1			
Lee Lacy, R OBP: 0.345, SLG: 0.435 (1,9)		0-0 F7 1-2 2-3			0-0 CS 1B	0-0 K 1-2		0-0 F9		4	0	2	0	0	0	3			
Dale Berra, R OBP: 0.228, SLG: 0.276 (1,6)			0-0 F9		0-0 5-3 1-2	0-3 K				3	0	0	0	0	1	3			
John Tudor, L OBP: 0.345, SLG: 0.321 (1,1)			0-0 2B 1B		0-0 G3		0-0 FC4-6 1B			3	1	2	0	0	0	0			
Inning Stats	R: 0 E: 0 K: 1 S: 5	H: 1 LOB: 0 BB: 0 P: 5	R: 0 E: 0 K: 0 S: 3	H: 1 LOB: 1 BB: 1 P: 7	R: 1 E: 0 K: 1 S: 7	H: 2 LOB: 1 BB: 0 P: 7	R: 0 E: 0 K: 0 S: 3	H: 0 LOB: 0 BB: 0 P: 3	R: 0 E: 0 K: 0 S: 3	H: 1 LOB: 0 BB: 0 P: 3	R: 3 E: 1 K: 2 S: 11	H: 4 LOB: 2 BB: 1 P: 15	R: 0 E: 0 K: 0 S: 4	H: 1 LOB: 1 BB: 0 P: 4	R: 0 E: 0 K: 1 S: 5	H: 0 LOB: 1 BB: 1 P: 9	1B: 9 2B: 1 3B: 0 HR: 0	SF: 1 SAC: 0 DP: 0 HBP: 0	WP: 0 PA: 34 CS: 4
PITCHER David Palmer, R ERA: 4.5 (1,1)	IP: 5.0 WLS: L BF: 22 H: 8 R: 4 ER: 4 SO: 2 BB: 2 IBB: 0 HBP: 0 BLK: 0 WP: 0 HR: 0 S: 24 P: 32 ERA: 7.20 WHIP: 2.000																		
Bob James, R ERA: 6.87 (6,1)	2.0 8 2 0 0 2 0 0 0 0 0 0 12 12 0.00 1.000																		
Dan Schatzeder, L ERA: 3.28 (8,1)	1.0 4 0 0 0 1 1 0 0 0 0 0 5 9 0.00 1.000																		

Montreal Expos @ Pittsburgh Pirates
Three Rivers Stadium, Pittsburgh, PA
Sun Jun 03 1984, 3:33 AM EDT
Att: 19,713 - Unknown

AB	30
R	4
H	10
RBI	4
BB	3
SO	5
LOB	17



Batter	1	2	3	4	5	6	7	8	9	AB	R	H	RBI	BB	SO	LOB	TOP		
Bob Dernier, R OBP: 0.417, SLG: 0.351 (1, 8)	F4		BB		F7			BB	5-3	4	0	1	0	1	0	1			
23 Ryne Sandberg, R OBP: 0.370, SLG: 0.514 (1, 4)	K		BB		F6-3			E5		3	0	0	0	1	1	1			
Gary Matthews, R OBP: 0.396, SLG: 0.373 (1, 7)	F3		BB		3-1			F5		4	0	1	0	0	0	5			
Leon Durham, L OBP: 0.418, SLG: 0.571 (1, 3)		F8			F3			F7		4	0	0	0	0	1	3			
Mel Hall, L OBP: 0.307, SLG: 0.434 (1, 9)	F8				1B			F7		4	0	1	0	0	0	3			
Keith Moreland, R OBP: 0.336, SLG: 0.351 (1, 2)	K				1B			F7		4	0	1	0	0	1	0			
Richie Hebner, L OBP: 0.556, SLG: 0.659 (1, 5)			F8		F4-6-3			1B		4	1	2	0	0	0	2			
Larry Bowa, S OBP: 0.285, SLG: 0.312 (1, 6)			F3		4-3			F5		4	0	0	0	0	0	2			
Rick Reuschel, R OBP: 0.353, SLG: 0.563 Porfi Altamirano, R (3, 1)					F8			F8		1	0	1	0	0	0	0			
Henry Cotto, R OBP: 0.333, SLG: 0.273 Dickie Noles, R (7, 1)			BB							1	0	0	0	0	0	1			
Jay Johnstone, L OBP: 0.250, SLG: 0.364 (9, PH)			2B					1-H		1	0	1	1	0	0	0			
Inning Stats	R: 0 E: 0 K: 1 S: 5	H: 0 LOB: 0 BB: 0 P: 5	R: 0 E: 0 K: 1 S: 5	H: 0 LOB: 0 BB: 0 P: 5	R: 0 E: 0 K: 0 S: 4	H: 1 LOB: 3 BB: 2 P: 12	R: 0 E: 0 K: 0 S: 4	H: 2 LOB: 1 BB: 0 P: 4	R: 0 E: 0 K: 1 S: 3	H: 0 LOB: 0 BB: 0 P: 3	R: 0 E: 0 K: 0 S: 6	H: 1 LOB: 1 BB: 0 P: 6	R: 0 E: 1 K: 0 S: 5	H: 1 LOB: 2 BB: 0 P: 5	R: 1 E: 0 K: 0 S: 5	H: 2 LOB: 1 BB: 0 P: 5	1B: 6 2B: 1 3B: 1 HR: 0	SF: 0 SAC: 0 DP: 1 HBP: 0	WP: 0 PA: 37 PB: 0 SB: 0 CS: 0
PITCHER Bill Gullickson, R ERA: 4.9 (1, 1)	IP: 9.0 WLS: W BF: 37 H: 8 R: 1 ER: 1 SO: 3 BB: 2 IBB: 0 HBP: 0 BLK: 0 WP: 0 HR: 0 S: 41 P: 49 ERA: 1.00 WHIP: 1.111															PITCHER			

Chicago Cubs @ Montreal Expos
Olympic Stadium, Montreal, QB
Wed Jun 06 1984, 7:05 PM EDT
Att: 15,686 - Unknown

AB 35
R 1
H 8
RBI 1
BB 2
SO 3
LOB 18



Batter	1	2	3	4	5	6	7	8	9	AB	R	H	RBI	BB	SO	LOB	BOTTOM		
Bryan Little, S OBP: 0.352, SLG: 0.321 (1, 4)	6-3		F8			F9				4	0	1	0	0	0	0			
Terry Francona, L OBP: 0.383, SLG: 0.483 (1, 3)	1B	SF8				6-3				3	2	2	2	0	0	0			
Tim Raines, S OBP: 0.391, SLG: 0.418 (1, 8)	1B	F7			F7			4-3		4	1	1	0	0	0	1			
Gary Carter, R OBP: 0.357, SLG: 0.487 (1, 2)	1-3				F2			G6-4-3		3	1	1	0	1	0	2			
Andre Dawson, R OBP: 0.317, SLG: 0.351 Jim Wohlford, R OBP: 0.360, SLG: 0.435 (8, 9)	HBP				F4			G6-4-3		4	1	2	2	0	0	1			
Tim Lincecum, R OBP: 0.345, SLG: 0.460 (1, 5)	HBP				3B			F7		3	1	1	0	0	0	0			
Mike Stenhouse, L OBP: 0.400, SLG: 0.419 Derrel Thomas, S OBP: 0.258, SLG: 0.310 (6, 7)	F7		SF7			F8		4-3		2	0	0	1	0	0	2			
Doug Flynn, R OBP: 0.330, SLG: 0.341 (1, 6)						K		F1-4-3		4	2	2	2	0	1	0			
Bill Gullickson, R OBP: 0.150, SLG: 0.158 (1, 1)		SH1-4				4-3				1	0	0	1	0	0	0			
Inning Stats	R: 2 E: 0 K: 0 S: 6	H: 3 LOB: 2 BB: 0 P: 7	R: 1 E: 0 K: 0 S: 5	H: 2 LOB: 0 BB: 0 P: 5	R: 4 E: 0 K: 0 S: 7	H: 4 LOB: 0 BB: 0 P: 7	R: 1 E: 0 K: 0 S: 4	H: 1 LOB: 0 BB: 0 P: 4	R: 0 E: 0 K: 1 S: 5	H: 0 LOB: 0 BB: 0 P: 5	R: 0 E: 0 K: 0 S: 3	H: 0 LOB: 0 BB: 0 P: 3	R: 0 E: 0 K: 0 S: 2	H: 0 LOB: 1 BB: 0 P: 6	R: 0 E: 0 K: 0 S: 3	H: 0 LOB: 0 BB: 0 P: 3	1B: 7 2B: 1 3B: 1 HR: 1	SF: 3 SAC: 1 DP: 1 HBP: 1	WP: 0 PA: 35 PB: 0 SB: 0 CS: 0
PITCHER Rick Reuschel, R ERA: 5.74 Porfi Altamirano, R ERA: 4.91 Dickie Noles, R ERA: 4.73 (1, 1)	IP: 2.1 WLS: L BF: 17 H: 9 R: 7 ER: 7 SO: 7 BB: 0 IBB: 0 HBP: 1 BLK: 0 WP: 0 HR: 0 S: 16 P: 17 ERA: 27.00 WHIP: 3.857															PITCHER			

Chicago Cubs @ Montreal Expos
Olympic Stadium, Montreal, QB
Wed Jun 06 1984, 7:05 PM EDT
Att: 15,686 - Unknown

AB 29
R 8
H 10
RBI 8
BB 1
SO 1
LOB 6



Batter	1	2	3	4	5	6	7	8	9	AB	R	H	RBI	BB	SO	LOB	TOP					
Bob Dernier, R (1, 8) OBP: 0.424, SLG: 0.363	0-0 2B		4-0 BB		0-0 1-2 1B		0-0 4-3		4-0 BB	3	0	2	0	1	0	1	Chicago Cubs @ Montreal Expos Olympic Stadium, Montreal, QB Thu Jun 07 1984, 7:05 PM EDT Att: 14,976 - Unknown					
Tim Stoddard, R (7, 1) OBP: 0.250, SLG: 0.250			FC6-4		FC5-4					0	0	0	0	0	0	0						
Gary Woods, R (9, PH) OBP: 0.405, SLG: 0.469										0	0	0	0	1	0	0						
23 Ryne Sandberg, R (1, 4) OBP: 0.363, SLG: 0.502	1-3		FC6-4		FC5-4		G1-4-3		K	5	0	0	0	0	1	6						
Gary Matthews, R (1, 7) OBP: 0.389, SLG: 0.364	F6-3		F6-4-3							4	0	0	0	0	0	2						
Leon Durham, L (1, 3) OBP: 0.420, SLG: 0.567					F9				F4	3	1	1	0	1	0	0						
Mel Hall, L (1, 9) OBP: 0.319, SLG: 0.439	F8									3	0	2	1	1	0	2						
Richie Hebner, L (1, 5)			4-3		7-4-3					4	0	1	0	0	0	2						
Jody Davis, R (1, 2) OBP: 0.359, SLG: 0.478			F7							4	0	1	0	0	1	3						
Larry Bowa, S (1, 6) OBP: 0.286, SLG: 0.313										3	0	1	0	0	0	1						
Keith Moreland, R (9, PH) OBP: 0.333, SLG: 0.347									K	1	0	0	0	0	1	0						
Dennis Eckersley, R (1, 1) OBP: 0.375, SLG: 0.286										2	0	1	0	0	0	1						
Jay Johnstone, L (7, PH) OBP: 0.256, SLG: 0.385			F9						F3	2	0	1	0	0	0	0						
Inning Stats	R: 0 E: 0 K: 0 S: 4	H: 1 LOB: 2 BB: 1 P: 8	R: 0 E: 0 K: 0 S: 4	H: 1 LOB: 1 BB: 0 P: 4	R: 0 E: 0 K: 0 S: 2	H: 0 LOB: 0 BB: 1 P: 6	R: 0 E: 0 K: 0 S: 2	H: 0 LOB: 0 BB: 1 P: 6	R: 0 E: 0 K: 0 S: 5	H: 3 LOB: 2 BB: 0 P: 5	R: 1 E: 1 K: 0 S: 5	H: 2 LOB: 1 BB: 0 P: 5	R: 0 E: 0 K: 0 S: 4	H: 1 LOB: 1 BB: 0 P: 4	R: 0 E: 0 K: 1 S: 7	H: 2 LOB: 2 BB: 0 P: 7	R: 0 E: 0 K: 2 S: 7	H: 0 LOB: 1 BB: 1 P: 11	1B: 9 2B: 2 3B: 0 HR: 0	SF: 0 SAC: 0 DP: 2 HBP: 0	WP: 1 PB: 0 SB: 0 CS: 1	PA: 38
PITCHER Charlie Lea, R (1, 1) ERA: 2.21	IP: 9.0 WLS: W BF: 38 H: 10 R: 1 ER: 0 SO: 3 BB: 4 IBB: 0 HBP: 0 BLK: 0 WP: 1 HR: 0 S: 40 P: 56 ERA: 0.00 WHIP: 1.556															PITCHER	IP: 9.0 WLS: W BF: 38 H: 10 R: 1 ER: 0 SO: 3 BB: 4 IBB: 0 HBP: 0 BLK: 0 WP: 1 HR: 0 S: 40 P: 56 ERA: 0.00 WHIP: 1.556					

AB 34
R 1
H 10
RBI 1
BB 4
SO 3
LOB 18



Batter	1	2	3	4	5	6	7	8	9	AB	R	H	RBI	BB	SO	LOB	BOTTOM			
Bryan Little, S (1, 4) OBP: 0.350, SLG: 0.320	0-0 2B 1B		0-0 F6		0-0 6-3		0-0 F7			4	1	1	0	0	0	2	Chicago Cubs @ Montreal Expos Olympic Stadium, Montreal, QB Thu Jun 07 1984, 7:05 PM EDT Att: 14,976 - Unknown			
Terry Francona, L (1, 3) OBP: 0.385, SLG: 0.495										4	0	2	1	0	0	1				
Tim Raines, S (1, 8) OBP: 0.385, SLG: 0.410	0-3 K		0-0 F8							4	0	0	0	0	1	2				
Gary Carter, R (1, 2) OBP: 0.360, SLG: 0.503	0-0 F5									4	1	2	1	0	0	1				
Andre Dawson, R (1, 9) OBP: 0.315, SLG: 0.348	0-0 5-3									4	0	1	0	0	0	2				
Tim Lincecum, R (1, 5) OBP: 0.344, SLG: 0.456										4	0	1	0	0	1	1				
Mike Stenhouse, L (1, 7) OBP: 0.395, SLG: 0.441										3	0	1	0	0	0	2				
Derrel Thomas, S (9, 7) OBP: 0.258, SLG: 0.310										0	0	0	0	0	0	0				
Doug Flynn, R (1, 6) OBP: 0.330, SLG: 0.341										3	0	1	0	0	0	1				
Charlie Lea, R (1, 1) OBP: 0.059, SLG: 0.030										3	0	0	0	0	1	2				
Inning Stats	R: 1 E: 0 K: 1 S: 7	H: 2 LOB: 1 BB: 0 P: 7	R: 0 E: 0 K: 0 S: 3	H: 0 LOB: 0 BB: 0 P: 3	R: 0 E: 0 K: 0 S: 4	H: 1 LOB: 1 BB: 0 P: 4	R: 0 E: 0 K: 0 S: 3	H: 0 LOB: 0 BB: 0 P: 3	R: 0 E: 0 K: 0 S: 4	H: 1 LOB: 1 BB: 0 P: 4	R: 1 E: 0 K: 0 S: 6	H: 3 LOB: 2 BB: 0 P: 6	R: 0 E: 0 K: 1 S: 6	H: 1 LOB: 1 BB: 0 P: 6	R: 0 E: 0 K: 1 S: 6	H: 1 LOB: 1 BB: 0 P: 6	1B: 5 2B: 3 3B: 0 HR: 1	SF: 0 SAC: 0 DP: 0 HBP: 0	WP: 0 PB: 0 SB: 0 CS: 0	PA: 33
PITCHER Dennis Eckersley, R (1, 1) ERA: 4.47 Tim Stoddard, R (7, 1) ERA: 2.01	IP: 6.0 WLS: L BF: 25 H: 7 R: 2 ER: 2 SO: 1 BB: 0 IBB: 0 HBP: 0 BLK: 0 WP: 0 HR: 1 S: 27 P: 27 ERA: 3.00 WHIP: 1.167															PITCHER	IP: 6.0 WLS: L BF: 25 H: 7 R: 2 ER: 2 SO: 1 BB: 0 IBB: 0 HBP: 0 BLK: 0 WP: 0 HR: 1 S: 27 P: 27 ERA: 3.00 WHIP: 1.167			

AB 33
R 2
H 9
RBI 2
BB 0
SO 3
LOB 14



Batter	1	2	3	4	5	6	7	8	9	AB	R	H	RBI	BB	SO	LOB	TOP										
Wally Backman, S (1.4) OBP: 0.378, SLG: 0.322	1-3		E 1B	BB			1B		1B	4	1	3	0	1	0	0	New York Mets @ Montreal Expos Olympic Stadium, Montreal, QB Fri Jun 08 1984, 7:05 PM EDT Att: 30,595 - Unknown										
Mookie Wilson, S (1.8) OBP: 0.307, SLG: 0.358	K		BB S F6-3	BB			S		5-3	5	1	2	1	0	1	3											
Keith Hernandez, L (1.3) OBP: 0.375, SLG: 0.372	G3		F6-3 BB	BB			K			3	0	0	0	1	1	2											
Darryl Strawberry, L (1.9) OBP: 0.376, SLG: 0.455		4-3 E	F6-3 BB	BB			4-3			3	1	1	0	1	0	2											
George Foster, R (1.7) OBP: 0.272, SLG: 0.414	4-3		F6-3						F9	4	0	0	0	0	0	3											
Doug Sisk, R (8.1) OBP: 0.167, SLG: 0.167		2-3	1-2 2-3 3-H				F8			0	0	0	0	0	0	0											
Hubie Brooks, R (1.5) OBP: 0.350, SLG: 0.403		E1 1B	F5				F9		5-3	4	1	0	1	0	0	1											
Mike Fitzgerald, R (1.2) OBP: 0.295, SLG: 0.295		2-H					E5		F9	4	0	1	1	0	0	0											
Ron Gardenhire, R (1.6) OBP: 0.238, SLG: 0.240	K		F6				F4-6-3		5-3	4	0	0	0	0	1	2											
Ed Lynch, R (1.1) OBP: 0.214, SLG: 0.214	F6-3								F3	2	0	0	0	0	1	1											
Jerry Martin, R (8.7) OBP: 0.077, SLG: 0.308			SH3-4				K			1	0	0	0	0	0	0											
Inning Stats	R: 0 E: 0 K: 1 S: 5	H: 0 LOB: 0 BB: 0 P: 5	R: 2 E: 1 K: 1 S: 8	H: 2 LOB: 1 BB: 0 P: 8	R: 2 E: 1 K: 0 S: 4	H: 2 LOB: 1 BB: 2 P: 12	R: 0 E: 0 K: 0 S: 3	H: 0 LOB: 0 BB: 1 P: 8	R: 0 E: 0 K: 0 S: 3	H: 2 LOB: 2 BB: 0 P: 9	R: 0 E: 0 K: 0 S: 3	H: 0 LOB: 0 BB: 0 P: 3	R: 0 E: 0 K: 0 S: 3	H: 1 LOB: 1 BB: 0 P: 4	R: 0 E: 0 K: 0 S: 4	H: 1 LOB: 1 BB: 0 P: 4	1B: 6 2B: 1 3B: 0 HR: 0	SF: 0 SAC: 1 DP: 2 HBP: 0	WP: 0 PB: 0 SB: 2 CS: 0	PA: 38							
PITCHER	IP	WLS	BF	H	R	ER	SO	BB	IBB	HBP	BLK	WP	HR	S	P	ERA	WHIP										
Steve Rogers, R (1.1) ERA: 5.44	5.0	L	23	4	4	3	2	3	0	0	0	0	0	24	36	5.40	1.400										
Bob James, R (6.1) ERA: 5.2	2.0		8	2	0	0	2	0	0	0	0	0	0	12	12	0.00	1.000										
Dan Schatzeder, L (8.1) ERA: 3.04	2.0		7	1	0	0	0	0	0	0	0	0	0	7	7	0.00	0.500										

Batter	1	2	3	4	5	6	7	8	9	AB	R	H	RBI	BB	SO	LOB	BOTTOM										
Miguel Dilone, S (1.7) OBP: 0.301, SLG: 0.380	F7		6-3			4-3		6-3		4	0	0	0	0	0	0	New York Mets @ Montreal Expos Olympic Stadium, Montreal, QB Fri Jun 08 1984, 7:05 PM EDT Att: 30,595 - Unknown										
Terry Francona, L (1.3) OBP: 0.383, SLG: 0.495				K		1-3		3-1		4	0	1	0	0	1	0											
Tim Raines, S (1.8) OBP: 0.383, SLG: 0.421	K			4-3				5-3		4	1	1	1	0	1	1											
Gary Carter, R (1.2) OBP: 0.362, SLG: 0.502	F8			FC5-4 1B		F6		G6-4-3 1B		4	0	2	0	0	0	1											
Tim Wallach, R (1.5) OBP: 0.342, SLG: 0.457		F6		FC5-4		G3 2B		G6-4-3		4	0	1	0	0	0	2											
Mike Stenhouse, L (1.9) OBP: 0.370, SLG: 0.405		F8				F4		F6		3	0	0	0	0	0	1											
Bryan Little, S (1.4) OBP: 0.350, SLG: 0.320		F9				G3				3	0	1	0	0	0	1											
Doug Flynn, R (1.6) OBP: 0.319, SLG: 0.330			F8			F7		F8		3	0	0	0	0	0	2											
Dan Schatzeder, L (8.1) OBP: 0.200, SLG: 0.200										0	0	0	0	0	0	0											
Steve Rogers, R (1.1) OBP: 0.250, SLG: 0.313										1	0	0	0	0	0	0											
Ron Johnson, R (5, PH) OBP: 0.250, SLG: 0.300			6-3			K		4-3		1	0	0	0	0	1	1											
Bob James, R (6.1) OBP: 0.250, SLG: 0.300										0	0	0	0	0	0	0											
Derrel Thomas, S (8.6) OBP: 0.250, SLG: 0.300										1	0	0	0	0	0	0											
Inning Stats	R: 0 E: 0 K: 1 S: 6	H: 1 LOB: 1 BB: 0 P: 6	R: 0 E: 0 K: 0 S: 3	H: 0 LOB: 0 BB: 0 P: 3	R: 0 E: 0 K: 1 S: 6	H: 1 LOB: 1 BB: 0 P: 6	R: 0 E: 0 K: 0 S: 4	H: 1 LOB: 0 BB: 0 P: 4	R: 0 E: 0 K: 0 S: 3	H: 0 LOB: 0 BB: 0 P: 3	R: 0 E: 0 K: 0 S: 3	H: 1 LOB: 0 BB: 0 P: 3	R: 0 E: 0 K: 0 S: 3	H: 1 LOB: 0 BB: 0 P: 3	R: 0 E: 0 K: 0 S: 3	H: 1 LOB: 0 BB: 0 P: 3	1B: 3 2B: 2 3B: 0 HR: 1	SF: 0 SAC: 0 DP: 1 HBP: 0	WP: 0 PB: 0 SB: 0 CS: 0	PA: 32							
PITCHER	IP	WLS	BF	H	R	ER	SO	BB	IBB	HBP	BLK	WP	HR	S	P	ERA	WHIP										
Ed Lynch, R (1.1) ERA: 2.94	7.0	W	26	5	1	1	3	0	0	0	0	0	0	6	6	0.00	0.500										
Doug Sisk, R (8.1) ERA: 0.47	2.0	S	6	1	0	0	0	0	0	0	0	0	0	6	6	0.00	0.500										

Batter	1	2	3	4	5	6	7	8	9	AB	R	H	RBI	BB	SO	LOB	TOP								
Mookie Wilson, S (1, 8) OBP: 0.301, SLG: 0.365	0-0 1B 1B		0-3 K	0-3 K			0-0 F9		0-0 F7	5	1	1	0	0	2	3									
Kelvin Chapman, R (1, 4) OBP: 0.348, SLG: 0.342	0-0 S 1B 1B		0-0 4-3		0-3 K		0-0 5-3			4	1	1	0	0	1	1									
Keith Hernandez, L (1, 3) OBP: 0.375, SLG: 0.374	0-3 K			0-0 2B E 1B	0-0 5-3				0-0 2B	4	1	2	0	0	1	2									
Darryl Strawberry, L (1, 9) OBP: 0.371, SLG: 0.443	0-0 F6-4-3 2H 3H 1B			0-3 K	0-3 K				0-0 F7	4	0	1	2	0	2	2									
Hubie Brooks, R (1, 5) OBP: 0.361, SLG: 0.412	0-0 F6-4-3 1-2 1B			0-0 E4 2B 2B			0-0 F8		4-0 F6-4-3 IBB	3	1	1	0	1	0	1									
Danny Heep, L (1, 7) OBP: 0.333, SLG: 0.410		0-0 3-1		4-0 2B IBB			0-0 F2		0-0 F6-4-3 1-2	2	1	0	0	1	0	0									
Jerry Martin, R (8, PH) OBP: 0.133, SLG: 0.400										1	0	0	0	0	0	2									
Junior Ortiz, R (1, 2) OBP: 0.225, SLG: 0.222		0-0 4-3		0-0 1B 2B			0-0 F3		0-0 FC1-5 2B	4	1	2	2	0	0	0									
Ron Gardenhire, R (1, 6) OBP: 0.229, SLG: 0.230		0-0 4-3		0-3 K			0-0 F6		0-0 FC1-5 S	4	0	0	0	0	1	2									
Mike Torrez, R (1, 1) OBP: 0.364, SLG: 0.300				0-0 G3	0-0				0-0 F4	2	0	1	1	0	0	0									
Wally Backman, S (7, PH) OBP: 0.371, SLG: 0.315										1	0	1	0	0	0	0									
Tim Leary, R (7, 1) OBP: 0.250, SLG: 0.625										0	0	0	0	0	0	0									
George Foster, R (9, PH) OBP: 0.280, SLG: 0.439										1	0	0	0	0	0	1									
Jesse Orosco, R (9, 1) OBP: 0.900, SLG: 0.500				3H 1B						0	0	0	0	0	0	0									
Inning Stats	R: 2 E: 0 K: 1 S: 7	H: 3 LOB: 0 BB: 0 P: 7	R: 0 E: 0 K: 0 S: 3	H: 0 LOB: 0 BB: 0 P: 3	R: 0 E: 0 K: 1 S: 5	H: 0 LOB: 0 BB: 0 P: 5	R: 4 E: 1 K: 3 S: 13	H: 4 LOB: 1 BB: 1 P: 17	R: 0 E: 0 K: 0 S: 7	H: 0 LOB: 0 BB: 0 P: 7	R: 0 E: 0 K: 0 S: 3	H: 0 LOB: 0 BB: 0 P: 3	R: 0 E: 0 K: 0 S: 4	H: 1 LOB: 1 BB: 0 P: 4	R: 0 E: 0 K: 0 S: 3	H: 1 LOB: 1 BB: 1 P: 7	R: 0 E: 0 K: 0 S: 4	H: 1 LOB: 1 BB: 0 P: 4	R: 0 E: 0 K: 0 S: 4	H: 1 LOB: 1 BB: 0 P: 4	1B: 6 2B: 4 3B: 0 HR: 0	SF: 0 SAC: 0 DP: 2 HBP: 0	WP: 0 PB: 0 SB: 3 CS: 0	PA: 37	
PITCHER	IP	WLS	BF	H	R	ER	SO	BB	IBB	HBP	BLK	WP	HR	S	P	ERA	WHIP								
Andy McGaffigan, R (1, 1) ERA: 2.73	4.0	L	19	7	6	6	5	0	1	0	0	0	0	28	32	13.50	1.750								
Bob James, R (5, 1) ERA: 5.4	3.0		10	1	0	0	2	0	0	0	0	0	0	14	14	0.00	0.333								
Gary Lucas, L (8, 1) ERA: 2.45	2.0		8	2	0	0	0	0	1	0	0	0	0	7	11	0.00	1.000								

New York Mets @ Montreal Expos
Olympic Stadium, Montreal, QB
Sat Jun 09 1984, 7:05 PM EDT
Att: 28,266 - Unknown

AB 35
R 6
H 10
RBI 5
BB 2
SO 7
LOB 14



Batter	1	2	3	4	5	6	7	8	9	AB	R	H	RBI	BB	SO	LOB	BOTTOM								
Derrel Thomas, S (1, 4) OBP: 0.316, SLG: 0.333	0-0 HR 1B	4-0 BB		0-0 2B 1B		0-0 SF7		0-3 K		3	2	2	1	1	1	0									
Jim Wothford, R (1, 8) OBP: 0.339, SLG: 0.423	0-0 F9	0-0 6-3		0-0 1B 2B		0-0 F7			0-0 F9	5	0	1	2	0	0	4									
Terry Francona, L (1, 7) OBP: 0.379, SLG: 0.490	0-0 F2		0-0 F8	0-0 4-3			0-0 1B 1B		0-0 F7	5	0	1	0	0	0	2									
Gary Carter, R (1, 3) OBP: 0.361, SLG: 0.521	0-0 1H HR		1-0 HBP		0-0 F3		0-0 F7		0-0 F7	4	1	1	2	0	0	1									
Andre Dawson, R (1, 9) OBP: 0.303, SLG: 0.333	0-0 6-3		0-0 F8		0-0 5-3		0-3 K			4	0	0	0	0	1	2									
Chris Speier, R (1, 5) OBP: 0.189, SLG: 0.167		0-0 4-3	0-0 G1-6-3		4-0 FC6-4 BB		0-0 1B 1B			2	0	0	0	1	0	1									
Mike Stenhouse, L (7, PH) OBP: 0.392, SLG: 0.415										1	0	1	0	0	0	0									
Gary Lucas, L (8, 1)										0	0	0	0	0	0	0									
Doug Flynn, R (1, 6) OBP: 0.324, SLG: 0.333		0-0 1B 1B		0-0 F8	0-0 FC6-4 1-2		0-0 F3			4	0	1	0	0	0	3									
Bobby Ramos, R (1, 2) OBP: 0.282, SLG: 0.235		0-0 1B 1B		0-0 6-3		0-0 WP SF7 2B		0-0 4-3		3	1	2	0	0	0	0									
Miguel Dilone, S (8, PH) OBP: 0.239, SLG: 0.375		0-0 BB 1B		1-3 1B						1	0	0	0	0	0	0									
Andy McGaffigan, R (1, 1)		0-3 K		4-0 1B 2B BB		0-3 K		0-3 K		1	0	0	0	0	1	2									
Bryan Little, S (4, PH) OBP: 0.352, SLG: 0.317										0	1	0	0	1	0	0									
Bob James, R (5, 1)										1	0	0	0	0	1	1									
Tim Wallach, R (8, 5) OBP: 0.335, SLG: 0.447										1	0	0	0	0	1	0									
Inning Stats	R: 2 E: 0 K: 0 S: 5	H: 2 LOB: 3 BB: 1 P: 5	R: 0 E: 0 K: 1 S: 7	H: 2 LOB: 1 BB: 1 P: 11	R: 0 E: 0 K: 0 S: 3	H: 0 LOB: 1 BB: 0 P: 4	R: 2 E: 0 K: 0 S: 5	H: 2 LOB: 1 BB: 1 P: 9	R: 0 E: 0 K: 0 S: 3	H: 0 LOB: 1 BB: 1 P: 7	R: 1 E: 0 K: 1 S: 6	H: 1 LOB: 0 BB: 0 P: 6	R: 0 E: 0 K: 1 S: 7	H: 2 LOB: 2 BB: 0 P: 7	R: 0 E: 0 K: 2 S: 7	H: 0 LOB: 0 BB: 0 P: 7	R: 0 E: 0 K: 0 S: 3	H: 0 LOB: 0 BB: 0 P: 3	1B: 6 2B: 2 3B: 0 HR: 1	SF: 1 SAC: 0 DP: 0 HBP: 1	WP: 1 PB: 0 SB: 0 CS: 0	PA: 40			
PITCHER	IP	WLS	BF	H	R	ER	SO	BB	IBB	HBP	BLK	WP	HR	S	P	ERA	WHIP								
Mike Torrez, R (1, 1) ERA: 4.91	6.0	W	29	7	5	5	2	3	0	1	0	0	0	29	42	7.50	1.667								
Tim Leary, R (7, 1) ERA: 3.79	2.0		8	2	0	0	3	0	0	0	0	0	0	14	14	0.00	1.000								
Jesse Orosco, L (9, 1) ERA: 2.15	1.0	S	3	0	0	0	0	0	0	0	0	0	0	3	3	0.00	0.000								

New York Mets @ Montreal Expos
Olympic Stadium, Montreal, QB
Sat Jun 09 1984, 7:05 PM EDT
Att: 28,266 - Unknown

AB 35
R 5
H 9
RBI 5
BB 3
SO 5
LOB 16



Batter	1	2	3	4	5	6	7	8	9	AB	R	H	RBI	BB	SO	LOB	TOP			
Wally Backman, S (1,4) OBP: 0.368, SLG: 0.320	0-0 F6-3 2B		0-3 K		0-0 5-3			0-3 K		4	0	1	0	0	2	1	New York Mets @ Montreal Expos Olympic Stadium, Montreal, QB Sun Jun 10 1984, 3:33 AM EDT Att: 32,483 - Unknown			
Mookie Wilson, S (1,8) OBP: 0.300, SLG: 0.362	0-3 K		0-0 F1			0-0 F6-3		0-0 1B		4	0	1	0	0	1	1				
Danyl Strawberry, L (1,9) OBP: 0.373, SLG: 0.441	0-0 F6-3 2-3			4-0 5-3 S BB		0-0 G3		0-0 1B		3	0	1	0	1	0	1				
George Foster, R (1,7) OBP: 0.279, SLG: 0.435	0-3 K			0-0 5-3 1-3		0-0 1B		0-3 K		4	0	1	0	0	2	4				
Danny Heep, L (1,3) OBP: 0.347, SLG: 0.442		0-0 E7 4-3 2B		0-3 K		0-3 K			0-0 SH5-4 BB SF8 1B	4	2	2	0	0	2	2				
Hubie Brooks, R (1,5) OBP: 0.383, SLG: 0.411		0-0 4-3		0-0 F1-6-3			0-0 G4-3 1B		4-0 SH5-4 BB	3	0	1	1	1	0	1				
Mike Fitzgerald, R (1,2) OBP: 0.295, SLG: 0.293		3-H 0-3 K			0-0 1B		0-0 G4-3 1-2 1B		0-0 SH5-4	3	0	1	0	0	1	1				
Ron Gardenhire, R (1,6) OBP: 0.222, SLG: 0.223		0-0 5-3			0-0 F8		0-0 5-3		0-0 SF8	3	0	0	0	0	0	1				
Ron Hodges, L (9, PH) OBP: 0.333, SLG: 0.121									0-0 SF8	0	0	0	1	0	0	0				
Walt Terrell, L (1,1) OBP: 0.129, SLG: 0.133									0-0 K	2	0	0	0	0	1	1				
Rusty Staub, L (8, PH) OBP: 0.423, SLG: 0.364									0-3 K	0	0	0	0	0	0	0				
Kelvin Chapman, R (8, PH) OBP: 0.341, SLG: 0.333									0-0 K	1	0	0	0	0	0	0				
Brent Gaff, R (8,1)									0-0 K	0	0	0	0	0	0	0				
Keith Hernandez, L (9, PH) OBP: 0.373, SLG: 0.372									0-3 K	1	0	0	0	1	1	1				
Inning Stats	R: 0 E: 0 K: 2 S: 8	H: 1 LOB: 1 BB: 0 P: 8	R: 1 E: 1 K: 1 S: 6	H: 1 LOB: 0 BB: 0 P: 6	R: 0 E: 0 K: 1 S: 5	H: 0 LOB: 0 BB: 0 P: 5	R: 0 E: 0 K: 1 S: 5	H: 0 LOB: 1 BB: 0 P: 9	R: 0 E: 0 K: 1 S: 6	H: 1 LOB: 1 BB: 0 P: 6	R: 0 E: 0 K: 0 S: 3	H: 1 LOB: 0 BB: 0 P: 3	R: 0 E: 0 K: 2 S: 9	H: 2 LOB: 2 BB: 0 P: 9	R: 1 E: 0 K: 1 S: 6	H: 1 LOB: 1 BB: 1 P: 10		1B: 6 2B: 2 3B: 0 HR: 0	SF: 1 SAC: 1 DP: 1 HBP: 0	WP: 0 PB: 0 SB: 1 CS: 0
PITCHER	IP WLS BF H R ER SO BB IBB HBP BLK WP HR S P ERA WHIP																			
Bryn Smith, R (1,1) ERA: 2.93	3.1		13	2	1	0	4	1	0	0	0	0	0	0	0	20	24	0.00	0.900	
Dan Schatzeder, L (4,1) ERA: 2.43	2.2	W	10	2	0	0	3	0	0	0	0	0	0	0	0	16	16	0.00	0.750	
Andy McGaffigan, R (7,1) ERA: 2.65	1.0		3	1	0	0	0	0	0	0	0	0	0	0	3	3	0.00	1.000		
Gary Lucas, L (8,1) ERA: 2.39	0.2		4	2	0	0	1	0	0	0	0	0	0	0	6	6	0.00	3.000		
Jeff Reardon, R (8,1) ERA: 1.07	1.1	S	6	1	1	1	2	1	0	0	0	0	0	0	9	13	6.75	1.500		

Batter	1	2	3	4	5	6	7	8	9	AB	R	H	RBI	BB	SO	LOB	BOTTOM			
Derrel Thomas, S (1,4) OBP: 0.357, SLG: 0.343	0-0 F8			0-0 CS 1B		4-0 BB				2	0	1	0	2	0	0	New York Mets @ Montreal Expos Olympic Stadium, Montreal, QB Sun Jun 10 1984, 3:33 AM EDT Att: 32,483 - Unknown			
Terry Francona, L (1,3) OBP: 0.376, SLG: 0.490	0-0 1B		0-0 G3		0-3 K		0-0 F8			4	1	1	0	0	1	4				
Tim Raines, S (1,8) OBP: 0.385, SLG: 0.417	0-0 FC3-6 2H BB 1B		4-0 BB		0-0 1B		0-0 F1			3	2	2	1	1	0	0				
Gary Carter, R (1,2) OBP: 0.364, SLG: 0.523	4-0 FC3-6 1-2 BB		0-0 1H 2B		0-0 F7		0-0 6-3			3	0	1	1	1	0	1				
Mike Stenhouse, L (1,9) OBP: 0.382, SLG: 0.386	0-0 FC3-6		4-0 BB		0-0 F9		0-3 K			3	0	0	0	1	1	3				
Bryan Little, S (8,4) OBP: 0.352, SLG: 0.317	0-0 1B									0	0	0	0	0	0	0				
Jeff Reardon, R (8,1)	1-2 2-3 K									0	0	0	0	0	0	0				
Jim Wehford, R (1,7) OBP: 0.333, SLG: 0.411	0-0 1-2 3-H 1B		0-0 F4		0-0 4-3			0-0 6-3		4	0	1	1	0	0	3				
Chris Speier, R (1,5) OBP: 0.171, SLG: 0.150	0-3 K		0-0 F7			0-3 K		0-3 K		4	0	0	0	0	3	4				
Doug Flynn, R (1,6) OBP: 0.321, SLG: 0.330		0-0 F6-3		0-3 K			0-0 E6 1B		0-0 F4-3	4	0	1	0	0	1	2				
Bryn Smith, R (1,1) OBP: 0.250, SLG: 0.208										1	0	0	0	0	1	0				
Dan Schatzeder, L (4,1) OBP: 0.167, SLG: 0.167										1	0	0	0	0	0	0				
Pete Rose, S (8, PH) OBP: 0.345, SLG: 0.492										1	0	0	0	0	0	1				
Andy McGaffigan, R (7,1) ERA: 2.65										0	0	0	0	0	0	0				
Gary Lucas, L (8,1) ERA: 2.39										0	0	0	0	0	0	0				
Tim Wallach, R (8,9) OBP: 0.330, SLG: 0.447										0	0	0	0	0	0	0				
Inning Stats	R: 2 E: 0 K: 1 S: 8	H: 3 LOB: 2 BB: 1 P: 12	R: 0 E: 0 K: 1 S: 5	H: 0 LOB: 1 BB: 1 P: 9	R: 1 E: 0 K: 1 S: 6	H: 1 LOB: 2 BB: 2 P: 14	R: 0 E: 0 K: 1 S: 5	H: 1 LOB: 0 BB: 0 P: 5	R: 0 E: 0 K: 1 S: 4	H: 1 LOB: 1 BB: 0 P: 4	R: 0 E: 1 K: 1 S: 6	H: 1 LOB: 2 BB: 1 P: 10	R: 0 E: 0 K: 1 S: 5	H: 0 LOB: 0 BB: 0 P: 5	R: 0 E: 0 K: 1 S: 5	H: 0 LOB: 0 BB: 0 P: 5	1B: 5 2B: 2 3B: 0 HR: 0	SF: 0 SAC: 0 DP: 0 HBP: 0	WP: 0 PB: 0 SB: 0 CS: 1	PA: 35
PITCHER	IP WLS BF H R ER SO BB IBB HBP BLK WP HR S P ERA WHIP																			
Walt Terrell, R (1,1) ERA: 3.32	7.0	L	32	7	3	3	6	5	0	0	0	0	0	0	39	59	3.86	1.714		
Brent Gaff, R (8,1) ERA: 2.4	1.0		3	0	0	0	1	0	0	0	0	0	0	0	5	5	0.00	0.000		

AB	32
R	2
H	8
RBI	2
BB	2
SO	10
LOB	14



AB	30
R	3
H	7
RBI	3
BB	5
SO	7
LOB	18

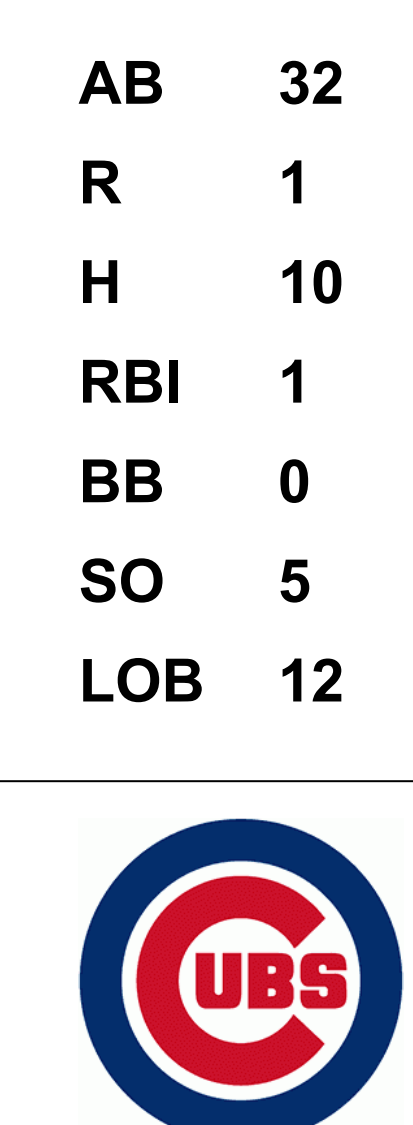


Batter	1	2	3	4	5	6	7	8	9	AB	R	H	RBI	BB	SO	LOB	TOP								
Tim Raines, S (1, 8) OBP: 0.387, SLG: 0.418	L3		1B			F8		FC1-2 1-3 2-H 1B		4	0	2	1	0	0	0	Montreal Expos @ Chicago Cubs Wrigley Field, Chicago, IL Mon Jun 11 1984, 3:33 AM CDT Att: 21,231 - Unknown								
Pete Rose, S (1, 3) OBP: 0.379, SLG: 0.344	F9		6-3			6-3		FC1-2 1-2 IBB		3	0	0	0	1	0	1									
Andre Dawson, R (1, 9) OBP: 0.298, SLG: 0.326	F7			5-3		5-3		FC1-2 1-2 2-3 3-H		4	0	0	0	0	0	3									
Gary Carter, R (1, 2) OBP: 0.358, SLG: 0.514		K		6-3		5-3		K		4	0	0	0	0	2	3									
Tim Wallach, R (1, 5) OBP: 0.338, SLG: 0.461	G3 1B		K			F3		HR		4	1	2	1	0	1	0									
Terry Francona, L (1, 7) OBP: 0.369, SLG: 0.481	G3				4-3	L3		G3		4	0	0	0	0	0	1									
Derrel Thomas, S (1, 4) OBP: 0.391, SLG: 0.385	F7					1B 1B		SH1-4 1B 1B		4	1	3	0	0	0	1									
Doug Flynn, R (1, 6) OBP: 0.312, SLG: 0.321			F6-3			K		SH1-4 1-2 F9		3	0	0	0	0	1	2									
Bill Gullickson, R (1, 1) OBP: 0.182, SLG: 0.190			1-3					G1-4-3		2	0	1	0	0	0	0									
Mike Stenhouse, L (8, PH) OBP: 0.399, SLG: 0.386								1B FC1-2 BB		0	0	0	0	1	0	0									
Miguel Dilone, S (8, PR) OBP: 0.298, SLG: 0.375										0	0	0	0	0	0	0									
Bob James, R (8, 1)										1	0	0	0	0	0	1									
Inning Stats	R: 0 E: 0 K: 0 S: 3	H: 0 LOB: 0 BB: 0 P: 3	R: 0 E: 0 K: 1 S: 6	H: 1 LOB: 1 BB: 0 P: 6	R: 0 E: 0 K: 1 S: 4	H: 1 LOB: 1 BB: 0 P: 4	R: 0 E: 0 K: 1 S: 5	H: 0 LOB: 0 BB: 0 P: 5	R: 0 E: 0 K: 1 S: 6	H: 2 LOB: 2 BB: 0 P: 6	R: 0 E: 0 K: 0 S: 3	H: 0 LOB: 0 BB: 0 P: 3	R: 0 E: 0 K: 0 S: 3	H: 0 LOB: 0 BB: 0 P: 3	R: 1 E: 0 K: 1 S: 7	H: 2 LOB: 3 BB: 2 P: 15	R: 1 E: 0 K: 0 S: 5	H: 2 LOB: 1 BB: 0 P: 5	1B: 7 2B: 0 3B: 0 HR: 1	SF: 0 SAC: 1 DP: 0 HBP: 0	WP: 0 PB: 0 SB: 1 CS: 0	PA: 36			
PITCHER	IP	WLS	BF	H	R	ER	SO	BB	IBB	HBP	BLK	WP	HR	S	P	ERA	WHIP								
Rick Reuschel, R (1, 1) ERA: 5.07	7.1		28	6	1	1	3	1	0	0	0	0	0	33	37	1.23	0.955								
Lee Smith, R (8, 1) ERA: 3.89	1.2	L	8	2	1	1	1	0	1	0	0	0	1	9	13	5.40	1.200								

AB	33
R	2
H	8
RBI	2
BB	2
SO	4
LOB	12



Batter	1	2	3	4	5	6	7	8	9	AB	R	H	RBI	BB	SO	LOB	BOTTOM								
Bob Dernier, R (1, 8) OBP: 0.416, SLG: 0.377	2B		23 F4-6-3 1B			23 E 23 F6-3 2B		F3		4	1	3	0	0	0	0	Montreal Expos @ Chicago Cubs Wrigley Field, Chicago, IL Mon Jun 11 1984, 3:33 AM CDT Att: 21,231 - Unknown								
23 Ryne Sandberg, R (1, 4) OBP: 0.353, SLG: 0.479	F6-3		F4-6-3			F6-3		K		4	0	0	1	0	1	2									
Keith Moreland, R (1, 9) OBP: 0.331, SLG: 0.336	F7			5-3		F9 1B 1B		F9		4	0	1	0	0	0	0									
Leon Durham, L (1, 3) OBP: 0.417, SLG: 0.564		1-3			K			L3		4	0	1	0	0	1	0									
Mel Hall, L (1, 7) OBP: 0.321, SLG: 0.448	G3 2B				F8			K		4	0	1	0	0	1	2									
Ron Cey, R (1, 5) OBP: 0.316, SLG: 0.436	G3					K		K		4	0	1	0	0	2	3									
Jody Davis, R (1, 2) OBP: 0.366, SLG: 0.490	F6					G3 1B		FC4-6 1B		3	0	2	0	0	0	1									
Larry Bowa, S (1, 6) OBP: 0.292, SLG: 0.314			1B SH5-4 1B			G3		FC4-6 B5-4		3	0	1	0	0	0	2									
Rick Reuschel, R (1, 1) ERA: 4.52			SH5-4			F9		B5-4		2	0	0	0	0	0	2									
Lee Smith, R (8, 1) ERA: 4.97										0	0	0	0	0	0	0									
Inning Stats	R: 0 E: 0 K: 0 S: 3	H: 1 LOB: 0 BB: 0 P: 3	R: 0 E: 0 K: 0 S: 4	H: 1 LOB: 1 BB: 0 P: 4	R: 0 E: 0 K: 1 S: 5	H: 0 LOB: 0 BB: 0 P: 5	R: 0 E: 0 K: 0 S: 4	H: 2 LOB: 1 BB: 0 P: 4	R: 1 E: 1 K: 1 S: 8	H: 3 LOB: 2 BB: 0 P: 8	R: 0 E: 0 K: 0 S: 3	H: 1 LOB: 0 BB: 0 P: 3	R: 0 E: 0 K: 1 S: 5	H: 0 LOB: 0 BB: 0 P: 5	R: 0 E: 0 K: 2 S: 7	H: 0 LOB: 0 BB: 0 P: 7	1B: 7 2B: 4 3B: 0 HR: 0	SF: 0 SAC: 1 DP: 2 HBP: 0	WP: 0 PB: 0 SB: 0 CS: 0	PA: 33					
PITCHER	IP	WLS	BF	H	R	ER	SO	BB	IBB	HBP	BLK	WP	HR	S	P	ERA	WHIP								
Bill Gullickson, R (1, 1) ERA: 4.52	7.0		27	10	1	1	2	0	0	0	0	0	0	31	31	1.29	1.429								
Bob James, R (8, 1) ERA: 4.97	2.0	W	6	0	0	0	3	0	0	0	0	0	0	12	12	0.00	0.000								



Batter	1	2	3	4	5	6	7	8	9	AB	R	H	RBI	BB	SO	LOB	TOP										
Tim Raines, S OBP: 0.392, SLG: 0.429 (1, 8)	0-3 K		0-0 2B		0-0 1B		0-0 1B			4	0	3	2	0	1	0	Montreal Expos @ Chicago Cubs Wrigley Field, Chicago, IL Tue Jun 12 1984, 3:33 AM CDT Att: 22,512 - Unknown										
Pete Rose, S OBP: 0.378, SLG: 0.338 Andy McGaffigan, R (5, 1)	0-0 3-1		0-0 BB		0-0 G3-6-1		0-0 G4-6-3			2	0	0	0	1	0	2											
Mike Stenhouse, L OBP: 0.396, SLG: 0.378 Gary Lucas, L (7, PH) (7, 1)										1	0	0	0	0	0	1											
Andre Dawson, R OBP: 0.297, SLG: 0.321 Miguel Dilone, S OBP: 0.298, SLG: 0.375 (8, PR) (8, 7)	0-3 K		0-0 P3			0-0 F7		4-0 BB		3	0	0	0	1	1	2											
Gary Carter, R OBP: 0.360, SLG: 0.527 Bobby Ramos, R OBP: 0.292, SLG: 0.235 (1, 2) (8, 2)		0-0 1B	0-0 F7			0-0 HR		4-3 BB		4	1	2	1	0	0	3											
Tim Wallach, R OBP: 0.336, SLG: 0.455 (1, 5)	0-3 K		0-0 1-3			4-0 BB		0-0 F8		3	1	0	0	1	1	2											
Terry Francona, L OBP: 0.362, SLG: 0.471 (1, 7) (8, 9)	0-0 F7		0-0 F8			0-0 4-3		0-0 5-3		4	0	0	0	0	0	3											
Derrel Thomas, S OBP: 0.400, SLG: 0.395 (1, 4)			0-0 SH1-4 1B		0-0 1-3			0-0 F7		4	1	2	1	0	0	0											
Doug Flynn, R OBP: 0.310, SLG: 0.318 (1, 6)			0-0 SH1-4 1B		0-0 F8		0-0 F4-3		0-0 F5-3	4	1	1	0	0	0	1											
Charlie Lea, R OBP: 0.059, SLG: 0.030 Dan Schatzeder, L OBP: 0.167, SLG: 0.167 Bryan Little, S OBP: 0.355, SLG: 0.320 Ron Johnson, R OBP: 0.250, SLG: 0.250 (1, 1) (4, 1) (5, PH) (5, 3)			0-0 SH1-4		0-0 1B			0-0 F8		0	0	0	0	0	0	0											
Inning Stats	R: 0 E: 0 K: 2 S: 7	H: 0 LOB: 0 BB: 0 P: 7	R: 0 E: 0 K: 1 S: 5	H: 1 LOB: 0 BB: 0 P: 5	R: 2 E: 0 K: 0 S: 6	H: 3 LOB: 2 BB: 1 P: 10	R: 0 E: 0 K: 0 S: 3	H: 0 LOB: 0 BB: 0 P: 3	R: 0 E: 0 K: 0 S: 4	H: 2 LOB: 1 BB: 0 P: 4	R: 2 E: 0 K: 0 S: 5	H: 2 LOB: 1 BB: 1 P: 9	R: 0 E: 0 K: 0 S: 3	H: 1 LOB: 0 BB: 0 P: 3	R: 0 E: 0 K: 0 S: 3	H: 0 LOB: 2 BB: 1 P: 7	R: 0 E: 0 K: 0 S: 3	H: 0 LOB: 0 BB: 0 P: 3	1B: 7 2B: 1 3B: 0 HR: 1	SF: 0 SAC: 1 DP: 2 HBP: 0	WP: 0 PB: 0 SB: 0 CS: 0	PA: 36					
PITCHER	IP	WLS	BF	H	R	ER	SO	BB	IBB	HBP	BLK	WP	HR	S	P	ERA	WHIP										
Dennis Eckersley, R ERA: 4.32 (1, 1)	7.0	W	29	9	4	4	3	2	0	0	0	0	1	33	41	5.14	1.571										
Warren Brusstar, R ERA: 4.32 (8, 1)	2.0		7	0	0	0	0	1	0	0	0	0	0	6	10	0.00	0.500										

AB	32
R	4
H	9
RBI	4
BB	3
SO	3
LOB	14



Batter	1	2	3	4	5	6	7	8	9	AB	R	H	RBI	BB	SO	LOB	BOTTOM										
Bob Dernier, R OBP: 0.418, SLG: 0.383 (1, 8)	4-0 S 1B	0-0 FC5-2		0-0 23 3B	0-0 BB 23 1B	0-0 F6-3		0-0 FC5-4		5	2	2	0	1	0	4	Montreal Expos @ Chicago Cubs Wrigley Field, Chicago, IL Tue Jun 12 1984, 3:33 AM CDT Att: 22,512 - Unknown										
23 Ryne Sandberg, R OBP: 0.354, SLG: 0.485 (1, 4)	0-0 F9	0-3 K		0-0 HR	0-0 BB	0-0 F6-3				5	1	2	1	0	1	3											
Gary Matthews, R OBP: 0.391, SLG: 0.381 Henry Cotto, R OBP: 0.333, SLG: 0.273 (1, 7) (9, 7)	0-0 HR		0-0 F8	0-0 HR	4-0 BB	0-0 5-3				4	2	2	3	1	0	0											
Leon Durham, L OBP: 0.412, SLG: 0.555 (1, 3)	0-3 K		0-0 2B	0-3 K	0-3 K		0-3 K			5	1	1	0	0	4	4											
Mel Hall, L OBP: 0.329, SLG: 0.476 (1, 9)	0-0 HR		0-0 BB	0-0 F7	0-0 P3		4-0 BB			4	2	2	3	1	0	3											
Ron Cey, R OBP: 0.318, SLG: 0.432 (1, 5)	0-0 F6-3		0-0 F9	4-0 HR	0-3 K		0-0 2B FC6-2			4	1	1	0	1	1	4											
Jody Davis, R OBP: 0.376, SLG: 0.531 (1, 2)		0-0 F9	4-0 BB	0-0 HR		0-0 HR		0-0 FC6-2		4	2	3	4	1	0	0											
Larry Bowa, S OBP: 0.296, SLG: 0.318 Dave Owen, S OBP: 0.375, SLG: 0.316 (1, 6) (3, PH) (4, 6)	0-0 FC5-2		4-0 BB	0-0 HR		0-0 F6-3		0-3 K		1	0	1	0	0	0	0											
Dennis Eckersley, R OBP: 0.333, SLG: 0.273 Warren Brusstar, R OBP: 0.333, SLG: 0.200 (1, 1) (8, 1)	0-0 FC5-2		0-3 K	0-3 K		0-0 L4		0-0 FC6-2		4	0	1	0	0	2	4											
Inning Stats	R: 3 E: 0 K: 1 S: 7	H: 2 LOB: 1 BB: 1 P: 11	R: 0 E: 0 K: 1 S: 7	H: 2 LOB: 0 BB: 0 P: 7	R: 1 E: 0 K: 1 S: 7	H: 2 LOB: 2 BB: 2 P: 15	R: 5 E: 0 K: 2 S: 12	H: 5 LOB: 1 BB: 1 P: 16	R: 0 E: 0 K: 0 S: 9	H: 2 LOB: 3 BB: 1 P: 13	R: 1 E: 0 K: 0 S: 4	H: 1 LOB: 0 BB: 0 P: 4	R: 0 E: 0 K: 1 S: 5	H: 0 LOB: 0 BB: 0 P: 5	R: 1 E: 0 K: 1 S: 7	H: 2 LOB: 2 BB: 1 P: 11		1B: 7 2B: 4 3B: 1 HR: 4	SF: 0 SAC: 0 DP: 0 HBP: 0	WP: 0 PB: 0 SB: 1 CS: 0	PA: 46						
PITCHER	IP	WLS	BF	H	R	ER	SO	BB	IBB	HBP	BLK	WP	HR	S	P	ERA	WHIP										
Charlie Lea, R ERA: 2.77 (1, 1)	3.0	L	21	9	7	7	3	2	0	0	0	0	1	24	36	21.00	3.667										
Dan Schatzeder, L ERA: 2.89 (4, 1)	1.0		6	2	2	2	2	1	0	0	0	0	1	9	13	18.00	3.000										
Andy McGaffigan, R ERA: 2.75 (5, 1)	2.0		10	3	1	1	2	1	0	0	0	0	1	13	17	4.50	2.000										
Gary Lucas, L ERA: 2.54 (7, 1)	2.0		9	2	1	1	2	1	0	0	0	0	0	12	16	4.50	1.500										



Batter	1	2	3	4	5	6	7	8	9	AB	R	H	RBI	BB	SO	LOB	TOP								
Tim Raines, S (1, 8) OBP: 0.392, SLG: 0.423										3	1	0	0	2	1	2	Montreal Expos @ Chicago Cubs Wrigley Field, Chicago, IL Wed Jun 13 1984, 3:33 AM CDT Att: 22,388 - Unknown								
Pete Rose, S (1, 3) OBP: 0.395, SLG: 0.368										3	1	3	1	1	0	0									
Andre Dawson, R (1, 9) OBP: 0.296, SLG: 0.325										4	1	1	1	0	0	4									
Gary Carter, R (1, 2) OBP: 0.358, SLG: 0.522										4	0	1	1	0	0	1									
Bobby Ramos, R (8, 2) OBP: 0.292, SLG: 0.235										0	0	0	0	0	0	0									
Tim Wallach, R (1, 5) OBP: 0.335, SLG: 0.465										4	1	1	1	0	2	1									
Jim Wehford, R (1, 7) OBP: 0.333, SLG: 0.397										2	0	0	0	1	0	0									
Gary Lucas, L (6, 1)										0	0	0	0	0	0	0									
Andy McGaffigan, R (6, 1)										0	0	0	0	0	0	0									
Miguel Dilone, S (8, PH) OBP: 0.294, SLG: 0.370										1	0	0	0	0	1	0									
Jeff Reardon, R (8, 1) ERA: 4.85										0	0	0	0	0	0	0									
Doug Flynn, R (1, 6) OBP: 0.304, SLG: 0.313										2	0	0	0	0	0	0									
Bob James, R (5, 1) ERA: 4.85										0	0	0	0	0	0	0									
Terry Francona, L (6, PH) OBP: 0.359, SLG: 0.467										2	0	0	0	0	0	2									
Derrel Thomas, S (1, 4) OBP: 0.389, SLG: 0.383										4	0	1	0	0	1	0									
Steve Rogers, R (1, 1) OBP: 0.235, SLG: 0.294										1	0	0	0	0	1	1									
Bryan Little, S (5, 4) OBP: 0.355, SLG: 0.320										3	0	1	0	0	1	0									
Inning Stats	R: 0 E: 0 K: 1 S: 5	H: 1 LOB: 0 BB: 0 P: 5	R: 0 E: 0 K: 0 S: 3	H: 0 LOB: 0 BB: 0 P: 3	R: 0 E: 0 K: 1 S: 6	H: 1 LOB: 1 BB: 0 P: 6	R: 0 E: 0 K: 0 S: 2	H: 0 LOB: 0 BB: 1 P: 6	R: 1 E: 0 K: 0 S: 4	H: 1 LOB: 0 BB: 0 P: 4	R: 3 E: 0 K: 2 S: 10	H: 3 LOB: 2 BB: 2 P: 18	R: 0 E: 0 K: 0 S: 4	H: 1 LOB: 2 BB: 1 P: 8	R: 0 E: 0 K: 2 S: 7	H: 0 LOB: 0 BB: 0 P: 7	R: 0 E: 0 K: 1 S: 6	H: 1 LOB: 1 BB: 0 P: 6	1B: 5 2B: 1 3B: 1 HR: 1	SF: 0 SAC: 0 DP: 2 HBP: 0	WP: 0 PB: 0 SB: 0 CS: 0	PA: 37			
PITCHER	IP	WLS	BF	H	R	ER	SO	BB	IBB	HBP	BLK	WP	HR	S	P	ERA	WHIP								
Steve Trout, L (1, 1) ERA: 2.3	5.1		19	3	2	2	3	2	0	0	0	0	1	23	31	3.38	0.938								
Tim Stoddard, R (6, 1) ERA: 2.7	1.2	W	11	4	2	2	1	2	0	0	0	0	0	11	19	10.80	3.600								
Lee Smith, R (8, 1) ERA: 3.69	2.0	S	7	1	0	0	3	0	0	0	0	0	0	13	13	0.00	0.500								

Batter	1	2	3	4	5	6	7	8	9	AB	R	H	RBI	BB	SO	LOB	BOTTOM								
Bob Dernier, R (1, 8) OBP: 0.423, SLG: 0.379										2	1	0	0	3	1	0	Montreal Expos @ Chicago Cubs Wrigley Field, Chicago, IL Wed Jun 13 1984, 3:33 AM CDT Att: 22,388 - Unknown								
23 Ryne Sandberg, R (1, 4) OBP: 0.358, SLG: 0.496										5	2	3	0	0	3										
Gary Matthews, R (1, 7) OBP: 0.396, SLG: 0.384										4	2	2	1	1	2										
Henry Cotto, R (9, 7) OBP: 0.333, SLG: 0.273										0	0	0	0	0	0										
Leon Durham, L (1, 3) OBP: 0.416, SLG: 0.566										5	1	3	2	0	3										
Mel Hall, L (1, 9) OBP: 0.329, SLG: 0.473										3	1	1	0	0	1	3									
Gary Woods, R (6, PH) OBP: 0.375, SLG: 0.429										2	0	0	0	0	1	3									
Jody Davis, R (1, 2) OBP: 0.378, SLG: 0.533										3	0	1	2	1	0	2									
Ron Cey, R (1, 5) OBP: 0.321, SLG: 0.436										3	0	2	2	0	0	1									
Larry Bowa, S (1, 6) OBP: 0.301, SLG: 0.323										4	0	2	0	0	1	1									
Steve Trout, L (1, 1) OBP: 0.188, SLG: 0.161										3	0	0	0	0	0	6									
Tim Stoddard, R (6, 1) OBP: 0.250, SLG: 0.250										0	0	0	0	0	0	0									
Jay Johnstone, L (7, PH) OBP: 0.294, SLG: 0.333										1	0	0	0	0	0	0									
Lee Smith, R (8, 1) ERA: 1.04										0	0	0	0	0	0	0									
Inning Stats	R: 0 E: 0 K: 0 S: 3	H: 1 LOB: 1 BB: 1 P: 7	R: 1 E: 0 K: 0 S: 5	H: 2 LOB: 1 BB: 0 P: 5	R: 2 E: 1 K: 1 S: 7	H: 2 LOB: 1 BB: 1 P: 11	R: 0 E: 0 K: 0 S: 4	H: 2 LOB: 2 BB: 1 P: 8	R: 1 E: 0 K: 0 S: 6	H: 3 LOB: 3 BB: 1 P: 10	R: 3 E: 0 K: 1 S: 8	H: 3 LOB: 1 BB: 1 P: 12	R: 0 E: 0 K: 1 S: 5	H: 0 LOB: 0 BB: 0 P: 5	R: 0 E: 0 K: 2 S: 8	H: 1 LOB: 1 BB: 0 P: 8	1B: 10 2B: 5 3B: 1 HR: 0	SF: 1 SAC: 0 DP: 2 HBP: 0	WP: 0 PB: 0 SB: 1 CS: 0	PA: 41					
PITCHER	IP	WLS	BF	H	R	ER	SO	BB	IBB	HBP	BLK	WP	HR	S	P	ERA	WHIP								
Steve Rogers, R (1, 1) ERA: 5.5	4.1		24	9	4	3	1	4	0	0	0	0	0	3	3	0.00	1.500								
Bob James, R (5, 1) ERA: 4.85	0.2		3	1	0	0	0	0	0	0	0	0	0	3	3	0.00	1.500								
Gary Lucas, L (6, 1) ERA: 3.45	0.1	L	4	2	3	3	1	0	1	0	0	0	0	5	9	81.00	6.000								
Andy McGaffigan, R (6, 1) ERA: 2.63	1.2		6	1	0	0	1	0	0	0	0	0	0	8	8	0.00	0.600								
Jeff Reardon, R (8, 1) ERA: 1.04	1.0		4	1	0	0	2	0	0	0	0	0	0	8	8	0.00	1.000								



Batter	1	2	3	4	5	6	7	8	9	AB	R	H	RBI	BB	SO	LOB	TOP								
Marvell Wynne, L OBP: 0.321, SLG: 0.344 (1, 8)										5	1	2	1	0	0	0	Pittsburgh Pirates @ Montreal Expos Olympic Stadium, Montreal, QB Thu Jun 14 1984, 7:05 PM EDT Att: 30,657 - Unknown								
Lee Lacy, R OBP: 0.322, SLG: 0.452 Don Robinson, R OBP: 0.462, SLG: 0.636 Brian Harper, R OBP: 0.231, SLG: 0.174 (1, 9)										4	0	0	0	0	1	3									
Bill Madlock, R OBP: 0.305, SLG: 0.306 (1, 5)										4	0	0	0	1	1	4									
Jason Thompson, L OBP: 0.346, SLG: 0.342 (1, 3)										5	0	2	0	0	0	1									
Johnny Ray, S OBP: 0.355, SLG: 0.372 (1, 4)										4	0	1	0	0	0	2									
Lee Mazzilli, S OBP: 0.330, SLG: 0.284 Kent Tekulve, R (8, 1)										3	0	0	0	1	0	2									
Tony Peña, R OBP: 0.308, SLG: 0.419 (1, 2)										3	0	0	0	1	1	1									
Dale Berra, R OBP: 0.254, SLG: 0.286 (1, 6)										4	1	2	0	0	1	3									
John Tudor, L OBP: 0.313, SLG: 0.290 Doug Frobel, L OBP: 0.227, SLG: 0.324 (7, PH)										2	0	0	0	0	1	0									
Jim Morrison, R OBP: 0.212, SLG: 0.208 Benny Distefano, L OBP: 0.265, SLG: 0.378 (9, PH)										1	1	0	0	0	0	1									
Inning Stats	R: 0 E: 0 K: 1 S: 6	H: 2 LOB: 2 BB: 1 P: 10	R: 0 E: 0 K: 2 S: 7	H: 0 LOB: 0 BB: 0 P: 7	R: 0 E: 0 K: 0 S: 3	H: 0 LOB: 0 BB: 0 P: 3	R: 0 E: 0 K: 0 S: 5	H: 2 LOB: 3 BB: 1 P: 9	R: 0 E: 0 K: 0 S: 8	H: 0 LOB: 1 BB: 0 P: 8	R: 0 E: 0 K: 0 S: 3	H: 0 LOB: 0 BB: 0 P: 3	R: 1 E: 0 K: 0 S: 6	H: 3 LOB: 2 BB: 0 P: 6	R: 0 E: 0 K: 0 S: 3	H: 0 LOB: 1 BB: 1 P: 7	R: 2 E: 2 K: 0 S: 6	H: 2 LOB: 1 BB: 0 P: 6	1B: 8 2B: 1 3B: 0 HR: 0	SF: 0 SAC: 0 DP: 0 HBP: 0	WP: 0 PB: 0 SB: 0 CS: 1	PA: 40			
PITCHER	IP	WLS	BF	H	R	ER	SO	BB	IBB	HBP	BLK	WP	HR	S	P	ERA	WHIP								
David Palmer, R ERA: 4.5 (1, 1)	7.0		30	7	1	1	5	1	1	0	0	0	0	38	46	1.29	1.143								
Gary Lucas, L ERA: 3.3 (8, 1)	1.1	L	7	1	2	0	0	1	0	0	0	0	0	6	10	0.00	1.500								
Jeff Reardon, R ERA: 1.02 (9, 1)	0.2		3	1	0	0	0	0	0	0	0	0	0	3	3	0.00	1.500								

AB 37
R 3
H 9
RBI 2
BB 3
SO 5
LOB 17



Batter	1	2	3	4	5	6	7	8	9	AB	R	H	RBI	BB	SO	LOB	BOTTOM								
Tim Raines, S OBP: 0.400, SLG: 0.433 (1, 8)										4	1	3	1	1	0	0	Pittsburgh Pirates @ Montreal Expos Olympic Stadium, Montreal, QB Thu Jun 14 1984, 7:05 PM EDT Att: 30,657 - Unknown								
Pete Rose, S OBP: 0.382, SLG: 0.355 (1, 3)										5	0	0	0	0	0	4									
Terry Francona, L OBP: 0.360, SLG: 0.467 Jim Wohlford, R OBP: 0.338, SLG: 0.400 (1, 7)										2	0	1	0	0	0	0									
Andre Dawson, R OBP: 0.291, SLG: 0.318 (1, 9)										4	0	0	0	0	0	3									
Tim Wallach, R OBP: 0.333, SLG: 0.459 (1, 5)										3	0	0	0	1	0	2									
Bobby Ramos, R OBP: 0.256, SLG: 0.211 (1, 2)										4	0	0	0	0	1	3									
Derrel Thomas, S OBP: 0.379, SLG: 0.373 Jeff Reardon, R (9, 1)										4	1	1	0	0	0	3									
Doug Flynn, R OBP: 0.305, SLG: 0.313 Miguel Dilone, S OBP: 0.291, SLG: 0.366 (1, 6)										3	0	1	0	0	1	1									
David Palmer, R OBP: 0.071, SLG: 0.286 Mike Stenhouse, L OBP: 0.379, SLG: 0.370 Gary Lucas, L (8, 1)										1	0	0	0	0	0	1									
Bryan Little, S OBP: 0.353, SLG: 0.319 (9, 4)										1	0	0	0	0	0	0									
Inning Stats	R: 0 E: 0 K: 0 S: 5	H: 2 LOB: 2 BB: 0 P: 5	R: 0 E: 1 K: 0 S: 4	H: 0 LOB: 1 BB: 0 P: 4	R: 0 E: 0 K: 0 S: 3	H: 0 LOB: 0 BB: 0 P: 3	R: 0 E: 0 K: 0 S: 3	H: 0 LOB: 0 BB: 0 P: 3	R: 1 E: 1 K: 1 S: 8	H: 2 LOB: 2 BB: 0 P: 8	R: 0 E: 0 K: 0 S: 3	H: 0 LOB: 0 BB: 0 P: 3	R: 0 E: 1 K: 1 S: 8	H: 1 LOB: 3 BB: 1 P: 12	R: 0 E: 0 K: 0 S: 3	H: 0 LOB: 1 BB: 1 P: 7	1B: 6 2B: 2 3B: 0 HR: 0	SF: 0 SAC: 1 DP: 1 HBP: 0	WP: 0 PB: 0 SB: 0 CS: 0	PA: 38					
PITCHER	IP	WLS	BF	H	R	ER	SO	BB	IBB	HBP	BLK	WP	HR	S	P	ERA	WHIP								
John Tudor, L ERA: 2.94 (1, 1)	6.0		24	4	1	1	1	0	0	0	0	0	0	5	5	6.75	1.500								
Don Robinson, R ERA: 4.09 (7, 1)	1.1		5	2	1	1	0	0	0	0	0	0	0	5	5	6.75	1.500								
Kent Tekulve, R ERA: 3.99 (8, 1)	1.2	W	9	1	0	0	1	2	0	0	0	0	0	9	17	0.00	1.800								

AB 35
R 2
H 7
RBI 2
BB 2
SO 2
LOB 20



Batter	1	2	3	4	5	6	7	8	9	10	11	AB	R	H	RBI	BB	SO	LOB	TOP								
Marvell Wynne, L OBP: 0.318, SLG: 0.340 (1, 8)	G3		F2			1B FC6-4 1B		4-3			F9 SH1-4 1B	5	1	2	0	0	0	0									
Lee Mazzilli, S OBP: 0.333, SLG: 0.290 Lee Lacy, R OBP: 0.329, SLG: 0.449 (1, 7) (9, 7)	1B 1B		F8			FC6-4 1B		F7			SH1-4	4	1	2	0	0	0	0									
Bill Madlock, R OBP: 0.298, SLG: 0.298 (1, 5)	1B 1B		F8			FC6-4			F9		F9	5	0	1	1	0	0	2									
Jason Thompson, L OBP: 0.332, SLG: 0.326 (1, 3)	F7			F8				F8			F8	5	0	0	0	0	0	4									
Johnny Ray, S OBP: 0.356, SLG: 0.372 (1, 4)	1B			F5				F5			F6	4	0	1	1	0	0	1									
Tony Peña, R OBP: 0.306, SLG: 0.417 (1, 2)	F9				F4			F9			G3 2B	4	0	1	0	0	0	2									
Doug Frobel, L OBP: 0.228, SLG: 0.321 (1, 9)						K					G3	4	0	1	0	0	1	1									
Dale Berra, R OBP: 0.260, SLG: 0.288 (1, 6)	F7					F8		F6-4-3			2B F4-6-3 IBB	3	0	0	0	1	0	1									
Rick Rhoden, R OBP: 0.230, SLG: 0.286 Milt May, L OBP: 0.216, SLG: 0.200 Kent Tekulve, R (10, 1) (10, 1)	5-3					F9		F6			F4-6-3	3	0	0	0	0	0	0									
Inning Stats	R: 1 E: 0 K: 0 S: 6	H: 3 LOB: 2 BB: 0 P: 6	R: 0 E: 0 K: 0 S: 3	H: 0 LOB: 0 BB: 0 P: 3	R: 0 E: 0 K: 0 S: 3	H: 0 LOB: 0 BB: 0 P: 3	R: 0 E: 0 K: 1 S: 5	H: 0 LOB: 0 BB: 0 P: 5	R: 1 E: 0 K: 0 S: 5	H: 2 LOB: 1 BB: 0 P: 5	R: 0 E: 0 K: 0 S: 3	H: 0 LOB: 0 BB: 0 P: 3	R: 0 E: 0 K: 0 S: 3	H: 0 LOB: 0 BB: 0 P: 3	R: 0 E: 0 K: 0 S: 3	H: 1 LOB: 1 BB: 1 P: 7	R: 0 E: 0 K: 0 S: 4	H: 1 LOB: 1 BB: 0 P: 4	1B: 7 2B: 1 3B: 0 HR: 0	SF: 0 SAC: 1 DP: 2 HBP: 0	WP: 0 PB: 0 SB: 0 CS: 0	PA: 40					
PITCHER	IP ERA WLS BF H R ER SO BB IBB HBP BLK WP HR S P ERA WHIP	IP ERA WLS BF H R ER SO BB IBB HBP BLK WP HR S P ERA WHIP																									
Bill Gullickson, R ERA: 4.17 Jeff Reardon, R ERA: 0.99	(1, 1) (11, 1)	1.0 W 4	1 0 0 0	0 0 0 0	0 0 0 0	0 0 0 0	0 0 0 0	0 0 4 4	0.00 1.000																		

Pittsburgh Pirates @ Montreal Expos
Olympic Stadium, Montreal, QB
Sat Jun 16 1984, 3:33 AM EDT
Att: 24,626 - Unknown

AB	38
R	2
H	8
RBI	2
BB	1
SO	1
LOB	13



Batter	1	2	3	4	5	6	7	8	9	10	11	AB	R	H	RBI	BB	SO	LOB	BOTTOM								
Tim Raines, S OBP: 0.394, SLG: 0.423 (1, 8)	E4 1-3 S		F7			F8		FC1-6			1B IBB IBB	4	0	0	0	1	0	2									
Bryan Little, S OBP: 0.346, SLG: 0.311 Pete Rose, S OBP: 0.386, SLG: 0.355 (1, 4) (11, PH)	F8					F8		F8			1B IBB	4	0	1	0	0	0	2									
Andre Dawson, R OBP: 0.289, SLG: 0.316 (1, 9)	1-3					G6-4-3 1B		F4			1B IBB	5	0	1	1	0	0	2									
Gary Carter, R OBP: 0.356, SLG: 0.515 (1, 2)	F8					F9		6-3			1B	4	0	0	0	0	0	1									
Mike Stenhouse, L OBP: 0.354, SLG: 0.358 (1, 3)						G3		2B			1-3	4	1	1	0	0	0	0									
Tim Wallach, R OBP: 0.332, SLG: 0.458 (1, 5)	F7					F7		G3			K	4	0	1	0	0	1	1									
Jim Wohlford, R OBP: 0.347, SLG: 0.385 Jeff Reardon, R (11, 1)	F9					2B WP BB		F9			G4-3 1B	3	1	1	0	1	0	1									
Doug Flynn, R OBP: 0.298, SLG: 0.314 Derral Thomas, S OBP: 0.373, SLG: 0.365 (1, 6) (11, 6)	F9					WP 2B		F6-3			G4-3	3	0	1	1	0	0	0									
Bill Gullickson, R OBP: 0.298, SLG: 0.208 Miguel Dilone, S OBP: 0.286, SLG: 0.379 (1, 1) (11, 7)	K					4-3		FC1-6 1B			1B 3B	3	0	1	1	0	0	1									
Inning Stats	R: 0 E: 1 K: 0 S: 4	H: 0 LOB: 1 BB: 0 P: 4	R: 0 E: 0 K: 0 S: 3	H: 0 LOB: 0 BB: 0 P: 3	R: 0 E: 0 K: 1 S: 5	H: 0 LOB: 0 BB: 0 P: 5	R: 0 E: 0 K: 0 S: 3	H: 1 LOB: 0 BB: 0 P: 3	R: 2 E: 0 K: 0 S: 5	H: 2 LOB: 1 BB: 1 P: 9	R: 0 E: 0 K: 0 S: 3	H: 0 LOB: 0 BB: 0 P: 3	R: 0 E: 0 K: 0 S: 3	H: 0 LOB: 0 BB: 0 P: 3	R: 0 E: 0 K: 1 S: 5	H: 1 LOB: 0 BB: 0 P: 5	R: 0 E: 0 K: 0 S: 2	H: 2 LOB: 3 BB: 2 P: 10	1B: 5 2B: 2 3B: 1 HR: 0	SF: 0 SAC: 0 DP: 2 HBP: 0	WP: 1 PB: 0 SB: 1 CS: 1	PA: 39					
PITCHER	IP ERA WLS BF H R ER SO BB IBB HBP BLK WP HR S P ERA WHIP	IP ERA WLS BF H R ER SO BB IBB HBP BLK WP HR S P ERA WHIP																									
Rick Rhoden, R ERA: 2.76 Kent Tekulve, R ERA: 4.15	(1, 1) (10, 1)	1.0 L 7	3 1 1 1	0 2 0 0	0 0 0 0	0 0 0 0	0 0 7 15	2.00 9.00	3.000																		

Pittsburgh Pirates @ Montreal Expos
Olympic Stadium, Montreal, QB
Sat Jun 16 1984, 3:33 AM EDT
Att: 24,626 - Unknown

AB	36
R	3
H	8
RBI	2
BB	3
SO	2
LOB	11



Batter	1	2	3	4	5	6	7	8	9	AB	R	H	RBI	BB	SO	LOB	TOP					
Marvell Wynne, L OBP: 0.320, SLG: 0.342 (1, 8)										5	1	2	0	0	0	1						
Lee Mazzilli, S OBP: 0.330, SLG: 0.289 (1, 7)										4	0	1	0	0	0	2						
Bill Madlock, R OBP: 0.298, SLG: 0.297 (1, 5)										4	0	1	0	0	0	2						
Jason Thompson, L OBP: 0.330, SLG: 0.330 (1, 3)										4	0	1	1	0	0	2						
Johnny Ray, S OBP: 0.354, SLG: 0.367 (1, 4)										3	0	0	0	1	0	1						
Tony Peña, R OBP: 0.310, SLG: 0.413 (1, 2)										2	1	0	0	2	2	1						
Doug Frobel, L Cecilio Guante, R OBP: 0.231, SLG: 0.321 (7, 1)										3	0	1	0	0	0	1						
Mitt May, L Rafael Belliard, R OBP: 0.237, SLG: 0.222 (9, PH)										0	0	0	0	0	0	0						
Dale Berra, R OBP: 0.255, SLG: 0.284 (1, 6)										3	0	0	1	0	1	3						
Larry McWilliams, L Benny Distefano, L OBP: 0.192, SLG: 0.192 (7, 9)										2	0	0	0	0	0	1						
										2	1	1	1	0	0	2						
Inning Stats	R: 1 E: 0 K: 0 S: 5	H: 2 LOB: 1 BB: 0 P: 5	R: 0 E: 0 K: 1 S: 5	H: 0 LOB: 0 BB: 0 P: 5	R: 0 E: 0 K: 0 S: 3	H: 1 LOB: 0 BB: 0 P: 3	R: 0 E: 0 K: 0 S: 3	H: 0 LOB: 0 BB: 0 P: 3	R: 1 E: 0 K: 0 S: 4	H: 1 LOB: 0 BB: 1 P: 7	R: 0 E: 0 K: 0 S: 3	H: 0 LOB: 1 BB: 1 P: 7	R: 1 E: 0 K: 0 S: 5	H: 2 LOB: 1 BB: 0 P: 5	R: 0 E: 0 K: 2 S: 8	H: 1 LOB: 2 BB: 1 P: 12	1B: 6 2B: 2 3B: 0 HR: 1	SF: 1 SAC: 0 DP: 1 HBP: 0	WP: 0 PB: 1 SB: 1 CS: 1	PA: 37		
PITCHER	IP WLS BF H R ER SO BB IBB HBP BLK WP HR S P ERA WHIP	7.1 W 30 7 3 3 1 2 0 0 0 0 1 29 37 3.68 1.227	1.2 S 7 1 0 0 2 1 0 0 0 0 0 0 10 14 0.00 1.200																			

Pittsburgh Pirates @ Montreal Expos
Olympic Stadium, Montreal, QB
Sun Jun 17 1984, 3:33 AM EDT
Att: 31,216 - Unknown

AB 33
R 3
H 8
RBI 3
BB 3
SO 3
LOB 16





Batter	1	2	3	4	5	6	7	8	9	AB	R	H	RBI	BB	SO	LOB	BOTTOM				
Tim Raines, S OBP: 0.394, SLG: 0.428 (1, 8)										4	1	2	1	0	0	1					
Bryan Little, S OBP: 0.347, SLG: 0.313 (1, 4)										5	1	2	0	0	0	3					
Andre Dawson, R OBP: 0.288, SLG: 0.314 (1, 9)										4	0	1	0	0	2	2					
Gary Carter, R OBP: 0.358, SLG: 0.519 (1, 3)										4	0	2	1	0	1	2					
Tim Wallach, R OBP: 0.338, SLG: 0.458 (1, 5)										2	1	1	0	2	0	1					
Jim Wothford, R OBP: 0.355, SLG: 0.426 (1, 7)										3	1	1	3	1	0	3					
Bobby Ramos, R OBP: 0.234, SLG: 0.190 (1, 2)										4	0	0	0	0	2	3					
Doug Flynn, R OBP: 0.297, SLG: 0.320 (1, 6)										4	1	1	0	0	0	0					
Charlie Lea, R Jeff Reardon, R OBP: 0.108, SLG: 0.083 (8, 1)										3	0	2	0	0	0	0					
										1	0	0	0	0	1	0					
Inning Stats	R: 1 E: 0 K: 1 S: 7	H: 3 LOB: 2 BB: 1 P: 11	R: 0 E: 0 K: 0 S: 3	H: 0 LOB: 0 BB: 0 P: 3	R: 1 E: 0 K: 1 S: 7	H: 2 LOB: 3 BB: 2 P: 15	R: 0 E: 0 K: 0 S: 4	H: 1 LOB: 1 BB: 0 P: 4	R: 0 E: 0 K: 1 S: 6	H: 1 LOB: 1 BB: 0 P: 6	R: 1 E: 0 K: 1 S: 7	H: 2 LOB: 1 BB: 0 P: 7	R: 2 E: 0 K: 1 S: 7	H: 2 LOB: 0 BB: 0 P: 7	R: 0 E: 0 K: 1 S: 6	H: 1 LOB: 1 BB: 0 P: 6	1B: 8 2B: 3 3B: 0 HR: 1	SF: 1 SAC: 0 DP: 0 HBP: 0	WP: 0 PB: 0 SB: 0 CS: 0	PA: 38	
PITCHER	IP WLS BF H R ER SO BB IBB HBP BLK WP HR S P ERA WHIP	6.0 L 29 9 3 2 2 2 3 0 0 0 0 0 1 13 13 9.00 1.500	2.0	9 3 2 2 2 0 0 0 0 0 0 0 1 13 13 9.00 1.500																	

Pittsburgh Pirates @ Montreal Expos
Olympic Stadium, Montreal, QB
Sun Jun 17 1984, 3:33 AM EDT
Att: 31,216 - Unknown

AB 34
R 5
H 12
RBI 5
BB 3
SO 6
LOB 15



Batter	1	2	3	4	5	6	7	8	9	AB	R	H	RBI	BB	SO	LOB	TOP								
Lonnie Smith, R OBP: 0.379, SLG: 0.386 (1, 7)	0-0 6-3		0-0 6-3						0-0 F8	5	0	1	0	0	0	2	St. Louis Cardinals @ Montreal Expos Olympic Stadium, Montreal, QB Tue Jun 19 1984, 7:05 PM EDT Att: 23,886 - Unknown livebaseballscorecards.com AB 35 R 3 H 8 RBI 3 BB 2 SO 3 LOB 15 								
Andy Van Slyke, L OBP: 0.368, SLG: 0.359 (1, 5)	0-0 F8			0-0 F6	0-0 F4-3		0-0 1-3		0-3 K	5	0	1	0	0	1	2									
Willie McGee, S OBP: 0.304, SLG: 0.330 (1, 8)	0-0 F4-3			0-0 F4-3		0-0 1B	0-0 1-3			4	1	1	0	0	0	1									
Darrell Porter, L OBP: 0.380, SLG: 0.413 (1, 2)		0-0 F4-3		0-0 WP		0-0 2H	0-0 3-1			4	0	2	1	0	0	1									
George Hendrick, R OBP: 0.320, SLG: 0.401 (1, 9)	0-0 F9			0-0 F5		0-0 1B		0-0 F9		4	0	1	0	0	0	1									
Tom Herr, S OBP: 0.332, SLG: 0.332 (1, 4)	0-0 F8				0-0 E8	0-3 K		0-0 3-1		4	1	0	0	0	1	2									
David Green, R OBP: 0.297, SLG: 0.331 (1, 3)			0-0 F8		0-0 6-3	0-3 K		0-0 6-3		4	1	1	1	0	1	2									
Ozzie Smith, S OBP: 0.332, SLG: 0.321 (1, 6)			4-0 SH1-4		0-0 6-3	4-0 1B		0-0 F7		2	0	0	0	2	0	1									
Ken Dayley, L OBP: 0.300, SLG: 0.500 (3, 1)			0-0 SH1-4		0-0 6-3	0-0 F8		0-0 2B		0	0	0	0	0	0	0									
Jeff Latini, R OBP: 0.300, SLG: 0.500 (3, 1)					0-0 6-3	0-0 F8				0	0	0	0	0	0	0									
Steve Braun, R OBP: 0.328, SLG: 0.287 (5, PH)										1	0	0	1	0	0	0									
Ralph Citarella, R (5, PH)										0	0	0	0	0	0	0									
Mike Jorgensen, L OBP: 0.308, SLG: 0.283 (5, PH)										1	0	0	0	0	0	3									
Neil Allen, R OBP: 0.187, SLG: 0.333 (5, PH)										0	0	0	0	0	0	0									
Mark Salas, R OBP: 1.000, SLG: 2.000 (9, PH)										1	0	1	0	0	0	0									
Inning Stats	R: 0 E: 0 K: 0 S: 3	H: 0 LOB: 0 BB: 0 P: 3	R: 0 E: 0 K: 0 S: 3	H: 0 LOB: 0 BB: 0 P: 3	R: 0 E: 0 K: 0 S: 3	H: 0 LOB: 1 BB: 1 P: 7	R: 0 E: 0 K: 0 S: 4	H: 1 LOB: 1 BB: 0 P: 4	R: 2 E: 1 K: 2 S: 6	H: 2 LOB: 1 BB: 0 P: 6	R: 1 E: 0 K: 2 S: 10	H: 3 LOB: 3 BB: 1 P: 14	R: 0 E: 0 K: 0 S: 4	H: 1 LOB: 1 BB: 0 P: 4	R: 0 E: 0 K: 0 S: 3	H: 0 LOB: 0 BB: 0 P: 3	R: 0 E: 0 K: 1 S: 6	H: 1 LOB: 1 BB: 0 P: 6	1B: 5 2B: 3 3B: 0 HR: 0	SF: 0 SAC: 1 DP: 0 HBP: 0	WP: 3 PB: 0 SB: 1 CS: 0	PA: 38			
PITCHER	IP	WLS	BF	H	R	ER	SO	BB	IBB	HBP	BLK	WP	HR	S	P	ERA	WHIP								
Steve Rogers, R ERA: 5.19 (1, 1)	5.0	W	22	5	3	1	0	1	0	0	0	2	0	21	25	1.80	1.200								
Bob James, R ERA: 3.94 (6, 1)	4.0	S	16	3	0	0	3	1	0	0	0	0	0	21	25	0.00	1.000								

Batter	1	2	3	4	5	6	7	8	9	AB	R	H	RBI	BB	SO	LOB	BOTTOM								
Tim Raines, S OBP: 0.392, SLG: 0.425 (1, 8)	0-0 G6-4-3		0-0 FC6-4	0-0 6-3		0-3 K				4	1	1	0	0	1	2	St. Louis Cardinals @ Montreal Expos Olympic Stadium, Montreal, QB Tue Jun 19 1984, 7:05 PM EDT Att: 23,886 - Unknown livebaseballscorecards.com AB 32 R 6 H 10 RBI 6 BB 3 SO 3 LOB 12 								
Pete Rose, S OBP: 0.383, SLG: 0.352 (1, 3)	0-0 G6-4-3		0-0 1B	0-0 F7		0-0 F7				4	1	1	0	0	0	2									
Andre Dawson, R OBP: 0.288, SLG: 0.313 (1, 9)	0-0 5-3		0-0 1B	0-0 L6		0-0 F7				4	1	1	1	0	0	0									
Gary Carter, R OBP: 0.361, SLG: 0.515 (1, 2)		4-0 1B	4-0 2B		0-0 6-3	0-0 6-3				2	1	0	0	2	0	0									
Tim Wallach, R OBP: 0.337, SLG: 0.459 (1, 5)		0-0 F8	0-0 1B	0-0 F9		0-0 5-3				4	1	1	2	0	0	1									
Jim Wehford, R OBP: 0.383, SLG: 0.431 (1, 7)		0-0 F4	0-0 1B	0-0 4-3		0-0 5-3				4	0	2	2	0	0	0									
Angel Salazar, R OBP: 0.179, SLG: 0.225 (1, 6)		0-0 1B	0-0 1B		0-3 K		0-0 F7			4	0	2	0	0	1	0									
Doug Flynn, R OBP: 0.295, SLG: 0.326 (1, 4)	0-0 F4		0-0 F3		0-0 1B	0-0 2B		0-0 F6-3		4	1	1	0	0	0	5									
Steve Rogers, R OBP: 0.263, SLG: 0.278 (1, 1)										1	0	0	0	1	1	2									
Bob James, R OBP: 0.250, SLG: 0.250 (6, 1)										1	0	1	1	0	0	0									
Inning Stats	R: 0 E: 0 K: 0 S: 3	H: 1 LOB: 0 BB: 0 P: 3	R: 0 E: 0 K: 0 S: 4	H: 2 LOB: 2 BB: 1 P: 8	R: 5 E: 0 K: 1 S: 10	H: 5 LOB: 2 BB: 2 P: 18	R: 0 E: 0 K: 0 S: 3	H: 0 LOB: 0 BB: 0 P: 3	R: 0 E: 0 K: 2 S: 9	H: 2 LOB: 1 BB: 0 P: 9	R: 0 E: 0 K: 0 S: 3	H: 0 LOB: 0 BB: 0 P: 3	R: 0 E: 0 K: 0 S: 3	H: 0 LOB: 0 BB: 0 P: 3	R: 0 E: 0 K: 0 S: 3	H: 0 LOB: 0 BB: 0 P: 3	1B: 8 2B: 3 3B: 0 HR: 0	SF: 0 SAC: 0 DP: 2 HBP: 0	WP: 0 PB: 0 SB: 1 CS: 0	PA: 35					
PITCHER	IP	WLS	BF	H	R	ER	SO	BB	IBB	HBP	BLK	WP	HR	S	P	ERA	WHIP								
Ken Dayley, L ERA: 6.86 (1, 1)	2.1	L	15	7	5	5	0	3	0	0	0	0	0	8	8	0.00	0.600								
Jeff Latini, R ERA: 3.25 (3, 1)	1.2		6	1	0	0	1	0	0	0	0	0	0	8	8	0.00	0.600								
Ralph Citarella, R ERA: (5, 1)	1.0		3	0	0	0	0	0	0	0	0	0	0	3	3	0.00	0.000								
Neil Allen, R ERA: 3.86 (6, 1)	3.0		11	2	1	1	2	0	0	0	0	0	0	15	15	3.00	0.667								

Batter	1	2	3	4	5	6	7	8	9	AB	R	H	RBI	BB	SO	LOB	TOP					
Tim Raines, S OBP: 0.389, SLG: 0.421 (1, 8)	F7		F8		2B			F8		4	0	1	0	0	0	0	Montreal Expos @ New York Mets Shea Stadium, Flushing, NY Fri Jun 22 1984, 7:05 PM EDT Att: 39,586 - Unknown					
Pete Rose, S OBP: 0.371, SLG: 0.340 Ron Johnson, R OBP: 0.200, SLG: 0.200 (1, 3) (8, 3)	5-3			HR	3-1			K		4	1	1	0	0	1	1						
Andre Dawson, R OBP: 0.282, SLG: 0.320 (1, 9)	F8			HR				K		4	1	1	2	0	2	0						
Gary Carter, R OBP: 0.365, SLG: 0.514 (1, 2)		K						F7		4	0	2	0	0	1	0						
Mike Stenhouse, L OBP: 0.347, SLG: 0.328 Derrel Thomas, S OBP: 0.367, SLG: 0.358 (1, 7) (6, 7)								K		2	0	0	0	1	2	1						
Tim Lincecum, R OBP: 0.327, SLG: 0.444 (1, 5)								K		2	0	0	0	0	0	1						
Angel Salazar, R OBP: 0.179, SLG: 0.222 (1, 6)								F9		4	0	0	0	0	2	3						
Doug Flynn, R OBP: 0.290, SLG: 0.319 (1, 4)								F9		3	0	0	0	0	0	0						
Bill Gullickson, R OBP: 0.179, SLG: 0.185 Gary Lucas, L (9, 1)								F7		3	0	0	0	0	2	0						
								K		0	0	0	0	0	0	0						
Inning Stats	R: 0 E: 0 K: 0 S: 3	H: 0 LOB: 0 BB: 0 P: 3	R: 0 E: 0 K: 2 S: 7	H: 0 LOB: 1 BB: 1 P: 11	R: 0 E: 0 K: 0 S: 3	H: 0 LOB: 0 BB: 0 P: 3	R: 2 E: 0 K: 2 S: 10	H: 3 LOB: 1 BB: 0 P: 10	R: 0 E: 0 K: 1 S: 6	H: 1 LOB: 1 BB: 0 P: 6	R: 0 E: 0 K: 0 S: 7	H: 0 LOB: 0 BB: 0 P: 7	R: 0 E: 0 K: 0 S: 3	H: 0 LOB: 0 BB: 0 P: 3	R: 0 E: 0 K: 2 S: 7	H: 0 LOB: 0 BB: 0 P: 7	R: 0 E: 0 K: 2 S: 8	H: 1 LOB: 1 BB: 0 P: 8	1B: 3 2B: 1 3B: 0 HR: 1	SF: 0 SAC: 0 DP: 0 HBP: 0	WP: 0 PB: 0 SB: 1 CS: 0	PA: 33
PITCHER Dwight Gooden, R ERA: 2.55 (1, 1)	IP: 9.0 WLS: L BF: 33	H: 5 R: 2 ER: 2 SO: 11	BB: 1 IBB: 0 HBP: 0 BLK: 0	WP: 0 HR: 1 S: 54 P: 58	ERA: 2.00 WHIP: 0.667																	


AB	32
R	2
H	5
RBI	2
BB	1
SO	11
LOB	8





Batter	1	2	3	4	5	6	7	8	9	AB	R	H	RBI	BB	SO	LOB	BOTTOM					
Wally Backman, S OBP: 0.356, SLG: 0.315 (1, 4)	F9		F4-3		SH1-4			CS		3	0	2	0	0	0	0	Montreal Expos @ New York Mets Shea Stadium, Flushing, NY Fri Jun 22 1984, 7:05 PM EDT Att: 39,586 - Unknown					
Mookie Wilson, S OBP: 0.311, SLG: 0.382 (1, 8)	F9			2B				K		4	1	2	0	0	1	2						
Keith Hernandez, L OBP: 0.377, SLG: 0.403 (1, 3)	K							F4-6-3		4	0	1	1	0	1	3						
Darryl Strawberry, L OBP: 0.360, SLG: 0.445 (1, 9)	F2							F9		3	0	0	0	1	0	1						
George Foster, R OBP: 0.265, SLG: 0.393 (1, 7)								5-3		4	0	0	0	0	1	2						
Hubie Brooks, R OBP: 0.388, SLG: 0.493 (1, 5)								K		4	0	2	0	0	1	0						
Mike Fitzgerald, R OBP: 0.279, SLG: 0.264 Rusty Staub, L OBP: 0.448, SLG: 0.400 Jerry Martin, R OBP: 0.138, SLG: 0.250 (1, 2) (9, PH) (9, PH)								F4-3		3	0	0	0	0	1	1						
José Oquendo, S OBP: 0.269, SLG: 0.232 Danny Heep, L OBP: 0.377, SLG: 0.473 Ron Gardenhire, R OBP: 0.238, SLG: 0.282 (1, 6) (7, PH) (8, 6)								F4-3		2	0	0	0	0	0	1						
Dwight Gooden, R OBP: 0.121, SLG: 0.125 (1, 1)								6-3		3	0	1	0	0	1	0						
								K		0	0	0	0	0	0	0						
Inning Stats	R: 0 E: 0 K: 1 S: 6	H: 1 LOB: 1 BB: 0 P: 6	R: 0 E: 0 K: 1 S: 6	H: 1 LOB: 0 BB: 0 P: 6	R: 1 E: 0 K: 0 S: 5	H: 2 LOB: 2 BB: 1 P: 9	R: 0 E: 0 K: 1 S: 5	H: 0 LOB: 0 BB: 0 P: 5	R: 0 E: 0 K: 0 S: 4	H: 2 LOB: 1 BB: 0 P: 4	R: 0 E: 0 K: 1 S: 5	H: 0 LOB: 0 BB: 0 P: 5	R: 0 E: 0 K: 2 S: 7	H: 0 LOB: 0 BB: 0 P: 7	R: 0 E: 0 K: 1 S: 5	H: 1 LOB: 0 BB: 0 P: 5	R: 0 E: 0 K: 1 S: 6	H: 1 LOB: 1 BB: 0 P: 6	1B: 6 2B: 2 3B: 0 HR: 0	SF: 0 SAC: 1 DP: 1 HBP: 0	WP: 0 PB: 0 SB: 0 CS: 1	PA: 34
PITCHER Bill Gullickson, R ERA: 3.86 Gary Lucas, L ERA: 3.25 (1, 1) (9, 1)	IP: 8.2 WLS: W BF: 33	H: 8 R: 1 ER: 1 SO: 7	BB: 1 IBB: 0 HBP: 0 BLK: 0	WP: 0 HR: 0 S: 46 P: 50	ERA: 1.04 WHIP: 1.038																	


AB	32
R	1
H	8
RBI	1
BB	1
SO	8
LOB	11



Batter	1	2	3	4	5	6	7	8	9	AB	R	H	RBI	BB	SO	LOB	TOP										
Tim Raines, S (1,8) OBP: 0.387, SLG: 0.419	F7		S 1B		F8			FC3-6 G6-3		4	0	1	0	0	0	3	<p>Montreal Expos @ New York Mets Shea Stadium, Flushing, NY Sat Jun 23 1984, 3:33 AM EDT Att: 46,301 - Unknown</p> <p>livebaseballscorecards.com</p> <p>AB 27 R 0 H 3 RBI 0 BB 4 SO 3 LOB 11</p> 										
Pete Rose, S (1,3) OBP: 0.374, SLG: 0.340	G5-4-3 BB		G3			FC6-4 1B		G6-3		3	0	1	0	1	0	2											
Andre Dawson, R (1,9) OBP: 0.278, SLG: 0.314	G5-4-3			F7		K		6-3		4	0	0	0	0	1	2											
Gary Carter, R (1,2) OBP: 0.363, SLG: 0.510		G5-4-3 1B		F8		F9		F7		4	0	1	0	0	0	1											
Tim Wallach, R (1,5) OBP: 0.322, SLG: 0.437	G5-4-3			P4		FC6-4		K		4	0	0	0	0	1	2											
Derrel Thomas, S (1,7) OBP: 0.365, SLG: 0.345		BB		G3			F8			2	0	0	0	1	0	0											
Angel Salazar, R (1,6) OBP: 0.174, SLG: 0.216		5-3		E5 SH3-4 BB		F3				3	0	0	0	0	0	1											
Doug Flynn, R (1,4) OBP: 0.291, SLG: 0.314			F4-3		SH3-4 BB	F5-3				2	0	0	0	1	0	0											
Charlie Lea, R (1,1) OBP: 0.105, SLG: 0.081 (8, PH)										1	0	0	0	0	1	0											
Miguel Dilone, S (8, PH) OBP: 0.290, SLG: 0.379										0	0	0	0	1	0	0											
Bob James, R (8, 1) OBP: 0.250, SLG: 0.250										0	0	0	0	0	0	0											
Inning Stats	R: 0 E: 0 K: 0 S: 2	H: 0 LOB: 0 BB: 1 P: 6	R: 0 E: 0 K: 0 S: 3	H: 1 LOB: 1 BB: 1 P: 7	R: 0 E: 0 K: 1 S: 6	H: 1 LOB: 0 BB: 0 P: 6	R: 0 E: 0 K: 0 S: 3	H: 0 LOB: 0 BB: 0 P: 3	R: 0 E: 1 K: 0 S: 4	H: 0 LOB: 2 BB: 1 P: 8	R: 0 E: 0 K: 0 S: 3	H: 0 LOB: 0 BB: 0 P: 3	R: 0 E: 0 K: 0 S: 2	H: 0 LOB: 0 BB: 1 P: 6	R: 0 E: 0 K: 1 S: 5	H: 0 LOB: 0 BB: 0 P: 5	1B: 3 2B: 0 3B: 0 HR: 0	SF: 0 SAC: 1 DP: 3 HBP: 0	WP: 0 PB: 0 SB: 1 CS: 0	PA: 32							
PITCHER	IP	WLS	BF	H	R	ER	SO	BB	IBB	HBP	BLK	WP	HR	S	P	ERA	WHIP										
Bruce Berenyi, R (1,1) ERA: 5.34	7.0	W	26	3	0	0	2	3	0	0	0	0	0	27	39	0.00	0.857										
Doug Sisk, R (8, 1) ERA: 0.55	2.0	S	6	0	0	0	1	1	0	0	0	0	0	7	11	0.00	0.500										

Batter	1	2	3	4	5	6	7	8	9	AB	R	H	RBI	BB	SO	LOB	BOTTOM										
Wally Backman, S (1,4) OBP: 0.354, SLG: 0.314	2B 1B		F9			K		G3		4	1	1	0	0	1	0	<p>Montreal Expos @ New York Mets Shea Stadium, Flushing, NY Sat Jun 23 1984, 3:33 AM EDT Att: 46,301 - Unknown</p> <p>livebaseballscorecards.com</p> <p>AB 28 R 2 H 5 RBI 2 BB 1 SO 8 LOB 7</p> 										
Mookie Wilson, S (1,8) OBP: 0.310, SLG: 0.380	K		L5			S 1B		K		4	0	1	0	0	2	1											
Keith Hernandez, L (1,3) OBP: 0.373, SLG: 0.397	K				K		F4-3			3	0	0	0	0	2	2											
Darryl Strawberry, L (1,9) OBP: 0.359, SLG: 0.448					K			F8		3	0	1	1	0	1	0											
Danny Heep, L (1,7) OBP: 0.375, SLG: 0.517	1-H 2B				F7			HR		3	1	1	1	0	0	1											
Hubie Brooks, R (1,5) OBP: 0.388, SLG: 0.489		F9			F4-3			BB		2	0	0	0	1	0	0											
Junior Ortiz, R (1,2) OBP: 0.227, SLG: 0.225					F8			F9		3	0	1	0	0	0	1											
Ron Gardenhire, R (1,6) OBP: 0.232, SLG: 0.275					F6-4-3 1B					3	0	0	0	0	1	2											
Doug Sisk, R (8, 1) OBP: 0.125, SLG: 0.125			F6-4-3		P6			K		0	0	0	0	0	0	0											
Bruce Berenyi, R (1,1) OBP: 0.053, SLG: 0.053										2	0	0	0	0	1	0											
José Oquendo, S (8, 6) OBP: 0.267, SLG: 0.231				K				F3		1	0	0	0	0	0	0											
Inning Stats	R: 1 E: 0 K: 2 S: 9	H: 2 LOB: 1 BB: 0 P: 9	R: 0 E: 0 K: 0 S: 3	H: 1 LOB: 0 BB: 0 P: 3	R: 0 E: 0 K: 1 S: 5	H: 0 LOB: 0 BB: 0 P: 5	R: 0 E: 0 K: 2 S: 7	H: 0 LOB: 0 BB: 0 P: 7	R: 0 E: 0 K: 0 S: 3	H: 0 LOB: 0 BB: 0 P: 3	R: 0 E: 0 K: 1 S: 6	H: 1 LOB: 1 BB: 0 P: 6	R: 1 E: 0 K: 1 S: 6	H: 1 LOB: 1 BB: 1 P: 10	R: 0 E: 0 K: 1 S: 5	H: 0 LOB: 0 BB: 0 P: 5	1B: 3 2B: 1 3B: 0 HR: 1	SF: 0 SAC: 0 DP: 1 HBP: 0	WP: 0 PB: 0 SB: 1 CS: 0	PA: 29							
PITCHER	IP	WLS	BF	H	R	ER	SO	BB	IBB	HBP	BLK	WP	HR	S	P	ERA	WHIP										
Charlie Lea, R (1,1) ERA: 2.82	7.0	L	26	5	2	2	7	1	0	0	0	0	0	5	5	0.00	0.000										
Bob James, R (8, 1) ERA: 3.82	1.0		3	0	0	0	1	0	0	0	0	0	0	5	5	0.00	0.000										

Batter	1	2	3	4	5	6	7	8	9	AB	R	H	RBI	BB	SO	LOB	TOP								
Tim Raines, S OBP: 0.384, SLG: 0.416 (1, 8)	F8	SF7			F8			K		4	0	1	1	0	1	1	Montreal Expos @ New York Mets Shea Stadium, Flushing, NY Sun Jun 24 1984, 3:33 AM EDT Att: 22,633 - Unknown								
Pete Rose, S OBP: 0.369, SLG: 0.335 (1, 3)	E5 1B	4-3			P6 1B HR			F8		5	2	1	0	0	0	4									
Andre Dawson, R OBP: 0.276, SLG: 0.312 (1, 9)				5-3	F7			F7		5	0	1	0	0	0	1									
Gary Carter, R OBP: 0.364, SLG: 0.508 (1, 2)	F7			F5				F7		5	1	2	0	0	0	2									
Tim Wallach, R OBP: 0.327, SLG: 0.452 (1, 5)				P6				P6		5	1	3	4	0	0	1									
Jim Wothford, R OBP: 0.349, SLG: 0.410 (1, 7)	4-3				F9			K		5	0	1	0	0	1	3									
Angel Salazar, R OBP: 0.176, SLG: 0.217 (1, 6)					P6			6-3		4	1	1	0	0	0	2									
Doug Flynn, R OBP: 0.303, SLG: 0.333 (1, 4)								F6		4	0	3	0	0	0	0									
Bryn Smith, R OBP: 0.233, SLG: 0.192 Bob James, R OBP: 0.400, SLG: 0.400 Gary Lucas, L (9, 1)		SH4			5-3			FC6-4 1B		2	0	0	0	0	0	2									
Inning Stats	R: 1 E: 1 K: 0 S: 6	H: 2 LOB: 2 BB: 0 P: 6	R: 1 E: 0 K: 0 S: 5	H: 2 LOB: 1 BB: 0 P: 5	R: 0 E: 0 K: 0 S: 3	H: 0 LOB: 0 BB: 0 P: 3	R: 0 E: 0 K: 0 S: 4	H: 1 LOB: 1 BB: 0 P: 4	R: 3 E: 0 K: 1 S: 8	H: 3 LOB: 0 BB: 0 P: 8	R: 0 E: 0 K: 0 S: 5	H: 2 LOB: 2 BB: 0 P: 5	R: 0 E: 0 K: 0 S: 5	H: 2 LOB: 2 BB: 0 P: 5	R: 0 E: 0 K: 1 S: 6	H: 1 LOB: 1 BB: 0 P: 6		R: 0 E: 0 K: 0 S: 4	H: 1 LOB: 1 BB: 0 P: 4	1B: 12 2B: 1 3B: 0 HR: 1	SF: 1 SAC: 1 DP: 0 HBP: 0	WP: 0 PB: 0 SB: 0 CS: 0	PA: 42		
PITCHER	IP	WLS	BF	H	R	ER	SO	BB	IBB	HBP	BLK	WP	HR	S	P	ERA	WHIP								
Ed Lynch, R ERA: 3.13 Brent Gaff, R ERA: 2.09 Tom Gorman, L ERA: 2.66	(1, 1) (6, 1) (8, 1)	5.0 2.0 2.0	L 10 8	24 4 2	8 0 0	5 0 0	4 0 1	1 0 0	0 0 0	0 0 0	0 0 0	0 0 0	1 10 10	26 10 10	26 10 10	7.20 0.00 0.00	1.600 2.000 1.000								

Batter	1	2	3	4	5	6	7	8	9	AB	R	H	RBI	BB	SO	LOB	BOTTOM								
Wally Backman, S OBP: 0.360, SLG: 0.321 (1, 4)	E 1B				F7			FC6-4		5	1	3	1	0	0	3	Montreal Expos @ New York Mets Shea Stadium, Flushing, NY Sun Jun 24 1984, 3:33 AM EDT Att: 22,633 - Unknown								
Mookie Wilson, S OBP: 0.305, SLG: 0.373 (1, 8)	5-3				F8			K		5	0	0	0	0	1	3									
Keith Hernandez, L OBP: 0.375, SLG: 0.403 (1, 3)	F4-3				F4-6-3 1B			1B 2B		4	0	2	0	0	0	0									
Darryl Strawberry, L OBP: 0.358, SLG: 0.445 (1, 9)	F8				F4-6-3			L1		4	0	1	0	0	0	2									
Danny Heep, L OBP: 0.368, SLG: 0.500 (1, 7)					F8			3-1		4	0	1	0	0	1	2									
Ron Gardenhire, R OBP: 0.233, SLG: 0.274 (1, 5)					6-3			5-3		4	0	1	0	0	1	2									
Ron Hodges, L OBP: 0.333, SLG: 0.152 (1, 2)					F8			1B		3	1	1	0	1	0	2									
José Oquendo, S OBP: 0.278, SLG: 0.245 (1, 6)					G5-2-3			2B SF9 BB		3	1	2	0	1	0	3									
Ed Lynch, R OBP: 0.176, SLG: 0.176 Kelvin Chapman, R OBP: 0.266, SLG: 0.307 Brent Gaff, R OBP: 0.364, SLG: 0.508 George Foster, R OBP: 0.356, SLG: 0.391 Tom Gorman, L OBP: 0.349, SLG: 0.410 Rusty Staub, L OBP: 0.333, SLG: 0.400 (1, 1) (5, PH) (8, 1) (7, PH) (8, 1) (9, PH)					5-3			5-3		1	0	0	0	0	0	2									
Inning Stats	R: 1 E: 1 K: 0 S: 4	H: 1 LOB: 0 BB: 0 P: 4	R: 0 E: 0 K: 0 S: 5	H: 2 LOB: 2 BB: 0 P: 5	R: 0 E: 0 K: 0 S: 4	H: 2 LOB: 1 BB: 0 P: 4	R: 0 E: 0 K: 0 S: 3	H: 0 LOB: 0 BB: 0 P: 3	R: 0 E: 0 K: 0 S: 3	H: 0 LOB: 1 BB: 1 P: 7	R: 0 E: 0 K: 0 S: 3	H: 0 LOB: 0 BB: 0 P: 3	R: 0 E: 0 K: 1 S: 7	H: 2 LOB: 2 BB: 0 P: 7	R: 0 E: 0 K: 3 S: 11	H: 2 LOB: 2 BB: 0 P: 11		R: 2 E: 0 K: 0 S: 4	H: 2 LOB: 0 BB: 1 P: 8	1B: 9 2B: 2 3B: 0 HR: 0	SF: 1 SAC: 0 DP: 3 HBP: 0	WP: 0 PB: 0 SB: 0 CS: 0	PA: 38		
PITCHER	IP	WLS	BF	H	R	ER	SO	BB	IBB	HBP	BLK	WP	HR	S	P	ERA	WHIP								
Bryn Smith, R ERA: 2.83 Bob James, R ERA: 4.15 Gary Lucas, L ERA: 3.16	(1, 1) (7, 1) (9, 1)	6.1 1.2 1.0	W 9 S	26 3 3	7 3 1	1 2 0	1 2 0	0 1 0	0 0 0	0 0 0	0 0 0	0 0 0	0 16 3	25 20 3	29 20 3	1.42 10.80 0.00	1.263 2.400 1.000								

Batter	1	2	3	4	5	6	7	8	9	AB	R	H	RBI	BB	SO	LOB	TOP			
Miguel Dilone, S (1, 7) OBP: 0.302, SLG: 0.385										4	2	2	0	0	1	0	Montreal Expos @ St. Louis Cardinals Busch Stadium, St. Louis, MO Mon Jun 25 1984, 7:05 PM CDT Att: 28,436 - Unknown			
Pete Rose, S (1, 3) OBP: 0.366, SLG: 0.333										4	0	1	0	0	0	2				
Tim Raines, S (1, 8) OBP: 0.388, SLG: 0.420										2	1	1	1	2	0	0				
Gary Carter, R (1, 2) OBP: 0.366, SLG: 0.519										4	1	2	3	0	0	3				
Andre Dawson, R (1, 9) OBP: 0.276, SLG: 0.308										3	0	0	0	1	1	2				
Tim Lincecum, R (1, 5) OBP: 0.326, SLG: 0.452										4	0	1	0	0	3	1				
Angel Salazar, R (1, 6) OBP: 0.174, SLG: 0.214										2	0	0	0	0	1	1				
Jim Wohlford, R (9, PH) OBP: 0.345, SLG: 0.405										1	0	0	0	0	0	0				
Doug Flynn, R (1, 4) OBP: 0.297, SLG: 0.326										3	0	0	0	0	1	2				
Jeff Reardon, R (6, 1)										0	0	0	0	0	0	0				
Mike Stenhouse, L (9, PH) OBP: 0.342, SLG: 0.322										1	0	0	0	0	0	0				
Steve Rogers, R (1, 1) OBP: 0.250, SLG: 0.263										1	0	0	0	0	1	0				
Dan Schatzeder, L (3, 1) OBP: 0.222, SLG: 0.222										1	0	0	0	0	1	1				
Bryan Litzler, S (6, 4) OBP: 0.346, SLG: 0.312										1	0	0	0	0	0	0				
Inning Stats	R: 1 E: 0 K: 1 S: 7	H: 2 LOB: 1 BB: 0 P: 7	R: 0 E: 0 K: 2 S: 7	H: 0 LOB: 0 BB: 0 P: 7	R: 3 E: 0 K: 1 S: 7	H: 2 LOB: 1 BB: 1 P: 11	R: 0 E: 0 K: 2 S: 8	H: 1 LOB: 1 BB: 0 P: 8	R: 0 E: 0 K: 1 S: 5	H: 0 LOB: 1 BB: 1 P: 9	R: 0 E: 0 K: 1 S: 5	H: 0 LOB: 0 BB: 0 P: 3	R: 0 E: 0 K: 0 S: 3	H: 1 LOB: 0 BB: 0 P: 3	R: 0 E: 0 K: 1 S: 5	H: 0 LOB: 0 BB: 0 P: 5	1B: 4 2B: 2 3B: 0 HR: 1	SF: 0 SAC: 1 DP: 2 HBP: 0	WP: 0 PB: 0 SB: 1 CS: 0	PA: 35
PITCHER	IP WLS BF H R ER SO BB IBB HBP BLK WP HR S P ERA WHIP																			
Joaquin Andujar, R (1, 1) ERA: 3.1	7.0 W 29 6 4 4 8 3 0 0 0 0 1 42 54 5.14 1.286																			
Bruce Sutter, R (8, 1) ERA: 1.6	2.0 S 6 1 0 0 1 0 0 0 0 0 0 8 8 0.00 0.500																			

Batter	1	2	3	4	5	6	7	8	9	AB	R	H	RBI	BB	SO	LOB	BOTTOM			
Lonnie Smith, R (1, 7) OBP: 0.373, SLG: 0.376										5	1	2	1	0	2	5	Montreal Expos @ St. Louis Cardinals Busch Stadium, St. Louis, MO Mon Jun 25 1984, 7:05 PM CDT Att: 28,436 - Unknown			
Tito Landrum, R (9, 7) OBP: 0.356, SLG: 0.358										0	0	0	0	0	0	0				
Tom Herr, S (1, 4) OBP: 0.331, SLG: 0.331										4	1	2	0	0	0	0				
Willie McGee, S (1, 8) OBP: 0.309, SLG: 0.361										4	1	2	1	0	0	1				
Darrell Porter, L (1, 2) OBP: 0.379, SLG: 0.395										3	0	1	3	1	0	0				
Glenn Brummer, R (8, 2) OBP: 0.256, SLG: 0.293										0	0	0	0	0	0	0				
George Hendrick, R (1, 9) OBP: 0.313, SLG: 0.382										4	0	0	0	0	2	3				
David Green, R (1, 3) OBP: 0.288, SLG: 0.342										3	0	0	0	0	2	1				
Bruce Sutter, R (8, 1) ERA: 1.6										0	0	0	0	0	0	0				
Andy Van Slyke, L (1, 5) OBP: 0.363, SLG: 0.343										4	1	2	0	0	0	3				
Ozzie Smith, S (1, 6) OBP: 0.343, SLG: 0.323										3	0	1	0	1	0	1				
Joaquin Andujar, S (1, 1) OBP: 0.208, SLG: 0.256										0	1	0	0	3	0	0				
Mike Jorgensen, L (8, 3) OBP: 0.310, SLG: 0.270										1	0	0	0	0	0	0				
Inning Stats	R: 0 E: 0 K: 0 S: 3	H: 2 LOB: 0 BB: 0 P: 3	R: 0 E: 0 K: 1 S: 5	H: 0 LOB: 0 BB: 0 P: 5	R: 5 E: 0 K: 1 S: 10	H: 5 LOB: 1 BB: 1 P: 14	R: 0 E: 0 K: 0 S: 2	H: 0 LOB: 1 BB: 2 P: 10	R: 0 E: 0 K: 0 S: 3	H: 0 LOB: 0 BB: 0 P: 3	R: 0 E: 0 K: 2 S: 9	H: 2 LOB: 3 BB: 1 P: 13	R: 0 E: 0 K: 1 S: 6	H: 1 LOB: 3 BB: 1 P: 11	R: 0 E: 0 K: 1 S: 5	H: 0 LOB: 0 BB: 0 P: 5	1B: 10 2B: 1 3B: 0 HR: 0	SF: 0 SAC: 0 DP: 1 HBP: 1	WP: 1 PB: 0 SB: 3 CS: 1	PA: 37
PITCHER	IP WLS BF H R ER SO BB IBB HBP BLK WP HR S P ERA WHIP																			
Steve Rogers, R (1, 1) ERA: 5.71	2.1 L 12 6 5 5 1 1 0 0 0 0 1 13 17 19.29 3.000																			
Dan Schatzeder, L (3, 1) ERA: 2.22	3.1 15 3 0 0 2 3 0 0 0 0 1 0 16 28 0.00 1.800																			
Jeff Reardon, R (6, 1) ERA: 1.31	2.1 10 1 0 0 3 0 1 1 0 0 0 14 19 0.00 0.429																			

AB	31
R	4
H	7
RBI	4
BB	3
SO	9
LOB	12



AB	31
R	5
H	10
RBI	5
BB	5
SO	6
LOB	14



Batter	1	2	3	4	5	6	7	8	9	AB	R	H	RBI	BB	SO	LOB	TOP										
Miguel Dilone, S (1, 7) OBP: 0.311, SLG: 0.374 Derrel Thomas, S (9, 7) OBP: 0.369, SLG: 0.339	1-3	FC1-2		E S 1B			SH5-4 1B BB		G1-6-3 1B	4	1	2	0	1	0	3	Montreal Expos @ St. Louis Cardinals Busch Stadium, St. Louis, MO Wed Jun 27 1984, 7:05 PM CDT Att: 31,301 - Unknown livebaseballscorecards.com										
Pete Rose, S (1, 3) OBP: 0.365, SLG: 0.333	5-3	F8		6-3			SH5-4		G1-6-3	4	0	0	0	0	0	5											
Tim Raines, S (1, 8) OBP: 0.392, SLG: 0.423	F7			S 1B					F6	4	1	2	0	1	0	0											
Gary Carter, R (1, 2) OBP: 0.359, SLG: 0.507		HBP 2B 1B		F8			F7		F7	4	1	1	0	0	0	4											
Tim Wallach, R (1, 5) OBP: 0.338, SLG: 0.457		2B 1B HBP		K						3	1	2	2	0	1	1											
Mike Stenhouse, L (1, 9) OBP: 0.351, SLG: 0.339 Jim Wohlford, R (7, PH) OBP: 0.341, SLG: 0.400		1B FC1-2 2B					F8		4-3	2	0	1	1	1	0	0											
Angel Salazar, R (1, 6) OBP: 0.165, SLG: 0.203		E6 FC1-2 1B		K					F8	4	0	0	0	0	1	4											
Doug Flynn, R (1, 4) OBP: 0.290, SLG: 0.318							F5-3		F6-3	4	0	1	1	0	0	0											
Bill Gullickson, R (1, 1) OBP: 0.156, SLG: 0.161 Gary Lucas, L (9, 1) Jeff Reardon, R (9, 1)		F6					L6		1-3	4	0	0	0	0	1	3											
										0	0	0	0	0	0	0											
										0	0	0	0	0	0	0											
Inning Stats	R: 0 E: 0 K: 0 S: 3	H: 0 LOB: 0 BB: 0 P: 3	R: 2 E: 1 K: 0 S: 7	H: 3 LOB: 3 BB: 0 P: 8	R: 0 E: 0 K: 2 S: 8	H: 1 LOB: 1 BB: 0 P: 12	R: 0 E: 0 K: 1 S: 6	H: 1 LOB: 1 BB: 0 P: 6	R: 1 E: 0 K: 0 S: 4	H: 2 LOB: 0 BB: 0 P: 4	R: 0 E: 0 K: 0 S: 3	H: 0 LOB: 0 BB: 0 P: 3	R: 1 E: 0 K: 0 S: 4	H: 1 LOB: 2 BB: 2 P: 12	R: 0 E: 0 K: 0 S: 3	H: 0 LOB: 0 BB: 0 P: 3	R: 0 E: 0 K: 0 S: 3	H: 1 LOB: 0 BB: 0 P: 3	1B: 7 2B: 2 3B: 0 HR: 0	SF: 0 SAC: 1 DP: 1 HBP: 1	WP: 0 PB: 0 SB: 2 CS: 0	PA: 39					
PITCHER	IP	WLS	BF	H	R	ER	SO	BB	IBB	HBP	BLK	WP	HR	S	P	ERA	WHIP										
Ralph Citarella, R (1, 1) ERA: 5.84	6.0	L	27	7	3	3	3	0	1	1	0	0	0	31	36	4.50	1.167										
Dave Rucker, L (7, 1) ERA: 2.91	0.2		5	1	1	1	0	2	0	0	0	0	0	3	11	13.50	4.500										
Jeff Lahti, R (7, 1) ERA: 3.32	1.1		4	0	0	0	0	0	0	0	0	0	0	4	4	0.00	0.000										
Dave Vonohlen, L (9, 1) ERA:	1.0		3	1	0	0	0	0	0	0	0	0	0	3	3	0.00	1.000										

Batter	1	2	3	4	5	6	7	8	9	AB	R	H	RBI	BB	SO	LOB	BOTTOM										
Lonnie Smith, R (1, 7) OBP: 0.370, SLG: 0.370	F4-3		F8			K		F5-4-3		4	0	0	0	0	1	1	Montreal Expos @ St. Louis Cardinals Busch Stadium, St. Louis, MO Wed Jun 27 1984, 7:05 PM CDT Att: 31,301 - Unknown livebaseballscorecards.com										
Tom Herr, S (1, 4) OBP: 0.329, SLG: 0.329	G3		F7			1B			F8	4	0	1	0	0	0	0											
Willie McGee, S (1, 8) OBP: 0.310, SLG: 0.362	K					F5			2B 6-3 1B	4	1	1	0	0	1	1											
Darrell Porter, L (1, 2) OBP: 0.383, SLG: 0.406						F9				4	1	3	0	0	0	0											
Mike Jorgensen, L (1, 3) OBP: 0.311, SLG: 0.325 George Hendrick, R (9, PH) OBP: 0.314, SLG: 0.380						F9			1-3 2B	3	0	1	1	0	0	1											
David Green, R (1, 9) OBP: 0.290, SLG: 0.337						F9			6-3	1	0	0	1	0	0	1											
Andy Van Slyke, L (1, 5) OBP: 0.360, SLG: 0.343						F9			6-3	4	0	0	0	0	3												
Ozzie Smith, S (1, 6) OBP: 0.338, SLG: 0.318						F4-3			6-3	3	0	0	0	0	2												
Ralph Citarella, R (1, 1) Mark Salas, (6, PH) Dave Rucker, L (7, 1) Jeff Lahti, R (7, 1) Steve Braun, L (8, PH) Dave Vonohlen, L (9, 1)						F4-3			F5-4-3 1B	1	0	0	0	0	0	0											
										1	0	0	0	0	0	0											
										0	0	0	0	0	0	0											
										0	0	0	0	0	0	0											
										0	0	0	0	0	0	0											
Inning Stats	R: 0 E: 0 K: 1 S: 5	H: 0 LOB: 0 BB: 0 P: 5	R: 1 E: 0 K: 0 S: 5	H: 2 LOB: 1 BB: 0 P: 5	R: 0 E: 0 K: 0 S: 3	H: 0 LOB: 0 BB: 0 P: 3	R: 0 E: 0 K: 0 S: 3	H: 0 LOB: 0 BB: 0 P: 3	R: 0 E: 0 K: 1 S: 6	H: 1 LOB: 1 BB: 0 P: 6	R: 0 E: 0 K: 0 S: 4	H: 1 LOB: 1 BB: 0 P: 4	R: 0 E: 0 K: 0 S: 3	H: 1 LOB: 0 BB: 0 P: 3	R: 0 E: 0 K: 0 S: 5	H: 2 LOB: 1 BB: 0 P: 5	1B: 4 2B: 2 3B: 1 HR: 0	SF: 0 SAC: 0 DP: 1 HBP: 0	WP: 0 PB: 0 SB: 0 CS: 0	PA: 33							
PITCHER	IP	WLS	BF	H	R	ER	SO	BB	IBB	HBP	BLK	WP	HR	S	P	ERA	WHIP										
Bill Gullickson, R (1, 1) ERA: 3.71	8.1	W	30	6	2	2	2	0	0	0	0	0	0	34	34	2.16	0.720										
Gary Lucas, L (9, 1) ERA: 3.16	0.0		1	1	0	0	0	0	0	0	0	0	0	1	1	∞	∞										
Jeff Reardon, R (9, 1) ERA: 1.29	0.2	S	2	0	0	0	0	0	0	0	0	0	0	2	2	0.00	0.000										

Batter	1	2	3	4	5	6	7	8	9	AB	R	H	RBI	BB	SO	LOB	TOP								
Tony Scott, S OBP: 0.333, SLG: 0.346 (1, 7)										5	1	2	1	0	2	0									
Pete Rose, S OBP: 0.355, SLG: 0.324 (1, 3)										5	0	0	0	0	1	2									
Tim Raines, S OBP: 0.398, SLG: 0.429 (1, 8)										3	3	2	0	2	0	0									
Gary Carter, R OBP: 0.363, SLG: 0.513 (1, 2)										5	1	3	0	0	0	2									
Tim Wallach, R OBP: 0.346, SLG: 0.469 (1, 5)										2	1	1	3	3	0	1									
Jim Wothford, R OBP: 0.326, SLG: 0.381 Derrel Thomas, S OBP: 0.379, SLG: 0.351 (1, 9) (8, 9)										4	0	0	0	0	2	7									
Angel Salazar, R OBP: 0.167, SLG: 0.203 (1, 6)										5	0	1	2	0	1	2									
Doug Flynn, R OBP: 0.296, SLG: 0.318 (1, 4)										3	1	1	0	1	0	0									
Charlie Lea, R OBP: 0.098, SLG: 0.075 (1, 1)										3	0	0	0	0	2	3									
Inning Stats	R: 0 E: 0 K: 2 S: 8	H: 1 LOB: 3 BB: 2 P: 16	R: 0 E: 0 K: 0 S: 3	H: 0 LOB: 0 BB: 0 P: 3	R: 3 E: 1 K: 2 S: 10	H: 3 LOB: 3 BB: 3 P: 22	R: 0 E: 0 K: 0 S: 3	H: 0 LOB: 0 BB: 0 P: 3	R: 0 E: 0 K: 0 S: 3	H: 1 LOB: 0 BB: 0 P: 3	R: 1 E: 0 K: 0 S: 5	H: 2 LOB: 1 BB: 0 P: 5	R: 2 E: 0 K: 1 S: 7	H: 2 LOB: 0 BB: 0 P: 7	R: 0 E: 0 K: 2 S: 7	H: 0 LOB: 0 BB: 0 P: 7	R: 1 E: 0 K: 1 S: 7	H: 2 LOB: 2 BB: 1 P: 11	1B: 6 2B: 4 3B: 0 HR: 1	SF: 0 SAC: 1 DP: 0 HBP: 0	WP: 0 PB: 0 SB: 0 CS: 1	PA: 43			
PITCHER	IP	WLS	BF	H	R	ER	SO	BB	IBB	HBP	BLK	WP	HR	S	P	ERA	WHIP								
Joe Price, L ERA: 4.86 (1, 1)	2.0		9	1	0	0	2	1	1	0	0	0	0	11	19	0.00	1.000								
Bob Ovwchinko, L ERA: 4.58 (3, 1)	0.2		8	3	3	3	1	2	1	0	0	0	0	7	19	40.50	7.500								
Bill Scherrer, L ERA: 5.56 (3, 1)	4.1	L	17	5	3	3	2	0	0	0	0	0	1	21	21	6.23	1.154								
Ted Power, R ERA: 3.22 (8, 1)	2.0		9	2	1	1	3	1	0	0	0	0	0	14	18	4.50	1.500								

Montreal Expos @ Cincinnati Reds
Riverfront Stadium, Cincinnati, OH
Fri Jun 29 1984, 7:05 PM EDT
Att: 24,385 - Unknown

AB	36
R	7
H	11
RBI	7
BB	6
SO	8
LOB	17



Batter	1	2	3	4	5	6	7	8	9	AB	R	H	RBI	BB	SO	LOB	BOTTOM								
Eddie Milner, L OBP: 0.362, SLG: 0.389 Tony Perez, R OBP: 0.290, SLG: 0.349 (1, 8) (3, FH) (4, 3)										1	0	0	0	0	0	0									
Dave Concepcion, R OBP: 0.294, SLG: 0.327 (1, 6)										3	1	1	0	0	0	0									
Duane Walker, L OBP: 0.424, SLG: 0.632 (1, 7)										4	0	1	0	0	1	0									
Dave Parker, L OBP: 0.318, SLG: 0.393 (1, 9)										4	1	2	2	0	0	0									
Cesar Cedeno, R OBP: 0.352, SLG: 0.461 (1, 3) (4, 8)										4	0	0	0	0	1	2									
Wayne Krenchicki, L OBP: 0.296, SLG: 0.419 (1, 5)										3	0	0	0	0	0	0									
Ron Oester, S OBP: 0.269, SLG: 0.268 (1, 4)										3	0	0	0	0	1	0									
Brad Gulden, L OBP: 0.243, SLG: 0.286 Ted Power, R (8, 1)										3	1	1	0	0	1	0									
Joe Price, R OBP: 0.208, SLG: 0.182 Bob Ovwchinko, L OBP: 0.200, SLG: 0.222 Bill Scherrer, L (3, 1) Dann Bilardello, R OBP: 0.312, SLG: 0.301 (8, 2)										0	0	0	0	0	0	0									
Inning Stats	R: 0 E: 0 K: 0 S: 3	H: 0 LOB: 0 BB: 0 P: 3	R: 1 E: 0 K: 1 S: 6	H: 1 LOB: 0 BB: 0 P: 6	R: 2 E: 0 K: 0 S: 7	H: 4 LOB: 2 BB: 0 P: 7	R: 0 E: 0 K: 0 S: 3	H: 0 LOB: 0 BB: 0 P: 3	R: 0 E: 0 K: 2 S: 7	H: 0 LOB: 0 BB: 0 P: 7	R: 0 E: 0 K: 1 S: 5	H: 0 LOB: 0 BB: 0 P: 5	R: 0 E: 0 K: 1 S: 5	H: 0 LOB: 0 BB: 0 P: 5	R: 0 E: 0 K: 0 S: 3	H: 0 LOB: 0 BB: 0 P: 3	R: 0 E: 0 K: 1 S: 5	H: 0 LOB: 0 BB: 0 P: 5	1B: 4 2B: 0 3B: 0 HR: 1	SF: 1 SAC: 1 DP: 0 HBP: 0	WP: 0 PB: 0 SB: 0 CS: 0	PA: 32			
PITCHER	IP	WLS	BF	H	R	ER	SO	BB	IBB	HBP	BLK	WP	HR	S	P	ERA	WHIP								
Charlie Lea, R ERA: 2.83 (1, 1)	9.0	W	32	5	3	3	6	0	0	0	0	0	1	44	44	3.00	0.556								

Montreal Expos @ Cincinnati Reds
Riverfront Stadium, Cincinnati, OH
Fri Jun 29 1984, 7:05 PM EDT
Att: 24,385 - Unknown

AB	30
R	3
H	5
RBI	3
BB	0
SO	6
LOB	2



Batter	1	2	3	4	5	6	7	8	9	AB	R	H	RBI	BB	SO	LOB	TOP					
Miguel Dilone, S (1, 7) OBP: 0.318, SLG: 0.366										2	1	0	0	2	1	1	<p>Montreal Expos @ Cincinnati Reds Riverfront Stadium, Cincinnati, OH Sat Jun 30 1984, 7:05 PM EDT Att: 26,966 - Unknown</p>					
Pete Rose, S (1, 3) OBP: 0.353, SLG: 0.322										4	0	1	1	0	0	2						
Tim Raines, S (1, 8) OBP: 0.393, SLG: 0.423										4	0	0	0	0	1	2						
Gary Carter, R (1, 2) OBP: 0.365, SLG: 0.511										3	0	1	0	1	0	1						
Tim Wallach, R (1, 5) OBP: 0.341, SLG: 0.462										4	0	0	0	0	0	3						
Mike Stenhouse, L (1, 9) OBP: 0.346, SLG: 0.323										3	0	0	0	1	2	0						
Angel Salazar, R (1, 6) Derrel Thomas, S (9, PH) OBP: 0.170, SLG: 0.214 OBP: 0.373, SLG: 0.345										3	0	1	0	0	2	3						
Doug Flynn, R (1, 4) Tony Scott, S (9, PH) OBP: 0.296, SLG: 0.318 OBP: 0.323, SLG: 0.333										3	0	1	0	0	0	1						
Bryn Smith, R (1, 1) Bryan Little, S (7, PH) Bob James, R (7, 1) OBP: 0.226, SLG: 0.185 OBP: 0.341, SLG: 0.308 OBP: 0.400, SLG: 0.400										1	0	0	0	0	0	1						
										1	0	0	0	0	0	0						
										0	0	0	0	0	0	0						
Inning Stats	R: 1 E: 0 K: 2 S: 8	H: 1 LOB: 3 BB: 3 P: 20	R: 0 E: 0 K: 0 S: 4	H: 1 LOB: 1 BB: 0 P: 4	R: 0 E: 0 K: 0 S: 3	H: 0 LOB: 0 BB: 0 P: 3	R: 0 E: 0 K: 1 S: 6	H: 1 LOB: 1 BB: 0 P: 6	R: 0 E: 0 K: 0 S: 3	H: 0 LOB: 1 BB: 1 P: 7	R: 0 E: 0 K: 1 S: 5	H: 0 LOB: 0 BB: 0 P: 5	R: 0 E: 0 K: 1 S: 5	H: 0 LOB: 0 BB: 0 P: 5	R: 0 E: 0 K: 0 S: 4	H: 1 LOB: 1 BB: 0 P: 4	R: 0 E: 0 K: 2 S: 7	H: 0 LOB: 0 BB: 0 P: 7	1B: 3 2B: 1 3B: 0 HR: 0	SF: 0 SAC: 1 DP: 0 HBP: 0	WP: 0 PB: 0 SB: 2 CS: 0	PA: 35
PITCHER Mario Soto, R (1, 1) ERA: 2.48	IP: 9.0 WLS: W BF: 35 H: 4 R: 1 ER: 1 SO: 7 BB: 3 IBB: 1 HBP: 0 BLK: 0 WP: 0 HR: 0 S: 45 P: 61 ERA: 1.00 WHIP: 0.778															PITCHER						

AB	30
R	1
H	4
RBI	1
BB	4
SO	7
LOB	14



Batter	1	2	3	4	5	6	7	8	9	AB	R	H	RBI	BB	SO	LOB	BOTTOM			
Eric Davis, R (1, 8) OBP: 0.290, SLG: 0.467										4	1	2	1	0	1	0	<p>Montreal Expos @ Cincinnati Reds Riverfront Stadium, Cincinnati, OH Sat Jun 30 1984, 7:05 PM EDT Att: 26,966 - Unknown</p>			
Duane Walker, L (1, 7) OBP: 0.419, SLG: 0.615										3	1	0	0	1	1	2				
Cesar Cedeno, R (1, 3) OBP: 0.357, SLG: 0.462										4	0	2	1	0	0	0				
Dave Parker, L (1, 9) OBP: 0.318, SLG: 0.395										4	0	1	1	0	0	1				
Wayne Krenchicki, L (1, 5) OBP: 0.293, SLG: 0.409										4	0	1	0	0	1	2				
Dave Concepcion, R (1, 6) OBP: 0.291, SLG: 0.324										3	0	0	0	0	2					
Ron Oester, S (1, 4) OBP: 0.270, SLG: 0.269										3	1	1	0	0	0					
Brad Gulden, L (1, 2) OBP: 0.239, SLG: 0.281										2	0	0	0	0	0					
Mario Soto, R (1, 1) OBP: 0.213, SLG: 0.319										3	1	1	1	0	1					
Inning Stats	R: 1 E: 0 K: 1 S: 7	H: 3 LOB: 2 BB: 0 P: 7	R: 0 E: 0 K: 0 S: 3	H: 0 LOB: 0 BB: 0 P: 3	R: 2 E: 1 K: 0 S: 6	H: 3 LOB: 2 BB: 1 P: 10	R: 1 E: 0 K: 0 S: 5	H: 2 LOB: 1 BB: 0 P: 5	R: 0 E: 0 K: 1 S: 5	H: 0 LOB: 0 BB: 0 P: 5	R: 0 E: 0 K: 2 S: 7	H: 0 LOB: 0 BB: 0 P: 7	R: 0 E: 0 K: 0 S: 3	H: 0 LOB: 0 BB: 0 P: 3	R: 0 E: 0 K: 2 S: 3	H: 0 LOB: 0 BB: 0 P: 3		1B: 4 2B: 3 3B: 0 HR: 1	SF: 0 SAC: 1 DP: 0 HBP: 0	WP: 0 PB: 0 SB: 0 CS: 0
PITCHER Bryn Smith, R (1, 1) ERA: 3.02 Bob James, R (7, 1) ERA: 3.72	IP: 6.0 WLS: L BF: 26 H: 8 R: 4 ER: 4 SO: 2 BB: 1 IBB: 0 HBP: 0 BLK: 0 WP: 0 HR: 1 S: 29 P: 33 ERA: 6.00 WHIP: 1.500															PITCHER				

AB	30
R	4
H	8
RBI	4
BB	1
SO	4
LOB	8



Batter	1	2	3	4	5	6	7	8	9	AB	R	H	RBI	BB	SO	LOB	TOP			
Tony Scott, S (1,7) OBP: 0.314, SLG: 0.323	F8		5-3			WP S 1B		F6		4	0	1	0	0	0	0				
Pete Rose, S (1,3) OBP: 0.346, SLG: 0.315	1-3			4-3		F6		F3		4	0	0	0	0	0	1				
Tim Raines, S (1,8) OBP: 0.392, SLG: 0.420	S 1B			F8		F7		F9		4	0	1	0	0	0	1				
Gary Carter, R (1,2) OBP: 0.363, SLG: 0.511	F5			F7				F7		4	0	1	0	0	0	1				
Andre Dawson, R (1,9) OBP: 0.284, SLG: 0.332		K				HR		K		3	1	1	1	0	2	1				
Tim Lincecum, R (1,5) OBP: 0.338, SLG: 0.457		K				K		6-3		3	0	0	0	0	2	1				
Angel Salazar, R (1,6) OBP: 0.168, SLG: 0.211										2	0	0	0	0	1	0				
Derrel Thomas, S (7,PH) OBP: 0.368, SLG: 0.339						F9		F7		1	0	0	0	0	0	1				
Doug Flynn, R (1,4) OBP: 0.291, SLG: 0.313				F5		F8		F4-3		3	0	0	0	0	0	0				
Steve Rogers, R (1,1) OBP: 0.227, SLG: 0.238										2	0	0	0	0	1	0				
Bob James, R (7,1) OBP: 0.400, SLG: 0.400				5-3				F9		0	0	0	0	0	0	0				
Mike Stenhouse, L (8,PH) OBP: 0.341, SLG: 0.318						K				1	0	0	0	0	0	0				
Jeff Reardon, R (8,1)										0	0	0	0	0	0	0				
Inning Stats	R: 0 E: 0 K: 0 S: 4	H: 1 LOB: 1 BB: 0 P: 4	R: 0 E: 0 K: 3 S: 9	H: 0 LOB: 0 BB: 0 P: 9	R: 0 E: 0 K: 0 S: 3	H: 0 LOB: 0 BB: 0 P: 3	R: 0 E: 0 K: 0 S: 3	H: 0 LOB: 0 BB: 0 P: 3	R: 1 E: 0 K: 1 S: 6	H: 1 LOB: 1 BB: 0 P: 6	R: 0 E: 0 K: 1 S: 6	H: 1 LOB: 1 BB: 0 P: 6	R: 0 E: 0 K: 0 S: 3	H: 0 LOB: 0 BB: 0 P: 3	R: 0 E: 0 K: 0 S: 3	H: 0 LOB: 0 BB: 0 P: 3	1B: 2 2B: 1 3B: 0 HR: 1	SF: 0 SAC: 0 DP: 0 HBP: 0	WP: 1 PB: 0 SB: 2 CS: 0	PA: 31
PITCHER Jeff Russell, R (1,1) ERA: 3.61	IP: 9.0 WLS: W BF: 31 H: 4 R: 1 ER: 1 SO: 6 BB: 0 IBB: 0 HBP: 0 BLK: 0 WP: 1 HR: 1 S: 43 P: 43 ERA: 1.00 WHIP: 0.444															PITCHER				

Montreal Expos @ Cincinnati Reds
Riverfront Stadium, Cincinnati, OH
Sun Jul 01 1984, 3:33 AM EDT
Att: 26,489 - Unknown

AB	31
R	1
H	4
RBI	1
BB	0
SO	6
LOB	6



Batter	1	2	3	4	5	6	7	8	9	AB	R	H	RBI	BB	SO	LOB	BOTTOM	
Eric Davis, R (1,8) OBP: 0.278, SLG: 0.429	F8		1-3					5-3		5	0	1	0	0	1	2		
Ron Oester, S (1,4) OBP: 0.272, SLG: 0.272	FC4-6 1B		F3			F7		F8		5	0	2	0	0	0	3		
Cesar Cedeno, R (1,3) OBP: 0.358, SLG: 0.468	FC4-6 1B			6-3		1B S FC4-6 1B				5	1	2	0	0	0	3		
Dave Parker, L (1,9) OBP: 0.320, SLG: 0.392	F9			F5		4-0 1B BB		FC4-6 1B		2	1	0	0	2	0	1		
Dave Concepcion, R (1,6) OBP: 0.291, SLG: 0.323			F7			F9		FC4-6		4	0	1	0	0	0	4		
Duane Walker, L (1,7) OBP: 0.414, SLG: 0.602			F7			1B		3-1		4	0	1	0	0	0	1		
Nick Esasky, R (1,5) OBP: 0.280, SLG: 0.359			F7							3	0	0	1	0	0	1		
Wayne Krenchicki, L (7,5) OBP: 0.303, SLG: 0.433						1-2 2H 3H 1B		HR		1	1	1	0	0	0	0		
Brad Gulden, L (1,2) OBP: 0.253, SLG: 0.318				SH5-4 1B						4	1	3	2	0	0	0		
Jeff Russell, R (1,1) OBP: 0.257, SLG: 0.226			SH5-4			1B		1B		1	0	0	0	2	1	2		
Inning Stats	R: 0 E: 0 K: 0 S: 4	H: 1 LOB: 1 BB: 0 P: 4	R: 0 E: 0 K: 0 S: 3	H: 0 LOB: 0 BB: 0 P: 3	R: 0 E: 0 K: 0 S: 4	H: 1 LOB: 1 BB: 0 P: 4	R: 0 E: 0 K: 0 S: 4	H: 1 LOB: 1 BB: 0 P: 4	R: 0 E: 0 K: 1 S: 8	H: 3 LOB: 2 BB: 1 P: 12	R: 0 E: 0 K: 0 S: 4	H: 1 LOB: 2 BB: 1 P: 8	R: 2 E: 0 K: 1 S: 8	H: 3 LOB: 2 BB: 1 P: 12	1B: 8 2B: 2 3B: 0 HR: 1	SF: 0 SAC: 1 DP: 0 HBP: 0	WP: 0 PB: 0 SB: 1 CS: 0	PA: 39
PITCHER Steve Rogers, R (1,1) ERA: 5.43	IP: 6.2 WLS: L BF: 31 H: 8 R: 2 ER: 2 SO: 1 BB: 2 IBB: 0 HBP: 0 BLK: 0 WP: 0 HR: 0 S: 30 P: 42 ERA: 2.70 WHIP: 1.500															PITCHER		
Bob James, R (7,1) ERA: 3.69	0.1	1	0	0	0	0	0	0	0	0	0	1	1	0.00	0.000			
Jeff Reardon, R (8,1) ERA: 1.67	1.0	7	3	2	2	1	1	0	0	0	0	1	8	18.00	4.000			

Montreal Expos @ Cincinnati Reds
Riverfront Stadium, Cincinnati, OH
Sun Jul 01 1984, 3:33 AM EDT
Att: 26,489 - Unknown

AB	34
R	4
H	11
RBI	3
BB	4
SO	2
LOB	17



Batter	1	2	3	4	5	6	7	8	9	AB	R	H	RBI	BB	SO	LOB	TOP										
Tim Raines, S (1, 8) OBP: 0.393, SLG: 0.432	0-0 HR		0-0 FC3-6 FC5-4			0-0 1B 2B 1B	0-0 F9			4	2	2	1	0	0	2											
Pete Rose, S (1, 3) OBP: 0.344, SLG: 0.314	0-0 6-3		0-0 FC5-4			0-0 2B WP 1B	0-0 CS	0-0 1-3		4	1	1	1	0	0	1											
Andre Dawson, R (1, 9) OBP: 0.283, SLG: 0.335	0-3 K			0-0 L1		0-0 WP SF8 2B		0-3 K		4	1	1	1	0	2	0											
Gary Carter, R (1, 2) OBP: 0.359, SLG: 0.505	0-0 F5			0-0 5-3		0-0 SF8		0-0 6-3		3	0	0	1	0	0	0											
Tim Wallach, R (1, 5) OBP: 0.337, SLG: 0.454		0-0 5-3			0-3 K				0-0 6-3	4	0	1	0	0	1	0											
Tony Scott, S (1, 7) OBP: 0.282, SLG: 0.286		0-0 G3				0-0 6-3	0-3 K		0-3 K	4	0	0	0	0	2	1											
Bryan Little, S (1, 4) Doug Flynn, R (9, 4) OBP: 0.336, SLG: 0.302 OBP: 0.291, SLG: 0.313		0-0 F8				0-0 G3	0-0 4-3		0-3 K	4	0	0	0	0	1	1											
Angel Salazar, R (1, 6) OBP: 0.171, SLG: 0.207			0-3 K		0-0 L5			4-0 CS BB		2	0	0	0	1	1	0											
David Palmer, R (1, 1) Miguel Dilone, S (6, PH) Andy McGaffigan, R (6, 1) Jeff Reardon, R (8, 1) OBP: 0.105, SLG: 0.263 OBP: 0.324, SLG: 0.373 OBP: 0.291, SLG: 0.313			0-0 FC3-6 1B			0-0 1B 1B		0-3 K		1	0	1	0	0	0	0											
Inning Stats	R: 1 E: 0 K: 1 S: 6	H: 1 LOB: 0 BB: 0 P: 6	R: 0 E: 0 K: 0 S: 3	H: 0 LOB: 0 BB: 0 P: 3	R: 0 E: 0 K: 1 S: 6	H: 1 LOB: 1 BB: 0 P: 6	R: 0 E: 0 K: 1 S: 5	H: 0 LOB: 0 BB: 0 P: 5	R: 0 E: 0 K: 0 S: 3	H: 0 LOB: 0 BB: 0 P: 3	R: 0 E: 0 K: 1 S: 10	H: 5 LOB: 1 BB: 0 P: 10	R: 0 E: 0 K: 1 S: 4	H: 0 LOB: 0 BB: 1 P: 8	R: 0 E: 0 K: 2 S: 5	H: 0 LOB: 0 BB: 0 P: 5	R: 0 E: 0 K: 2 S: 7	H: 0 LOB: 0 BB: 0 P: 7	1B: 5 2B: 1 3B: 0 HR: 1	SF: 1 SAC: 0 DP: 0 HBP: 0	WP: 1 PB: 0 SB: 0 CS: 1	PA: 35					
PITCHER	IP	WLS	BF	H	R	ER	SO	BB	IBB	HBP	BLK	WP	HR	S	P	ERA	WHIP										
Pascual Perez, R (1, 1) ERA: 5.0	5.1	L	23	7	5	5	3	0	0	0	0	1	1	29	29	8.44	1.312										
Gene Garber, R (6, 1) ERA: 4.2	0.2		2	0	0	0	1	0	0	0	0	0	0	4	4	0.00	0.000										
Jeff Dedmon, R (7, 1) ERA: 4.2	2.0		6	0	0	0	2	1	0	0	0	0	0	9	13	0.00	0.500										
Donnie Moore, R (9, 1) ERA: 2.53	1.0		3	0	0	0	2	0	0	0	0	0	0	7	7	0.00	0.000										

Montreal Expos @ Atlanta Braves
Atlanta-Fulton County Stadium, Atlanta, GA
Mon Jul 02 1984, 3:33 AM EDT
Att: 15,062 - Unknown

AB 32
R 5
H 7
RBI 4
BB 1
SO 8
LOB 6



Batter	1	2	3	4	5	6	7	8	9	AB	R	H	RBI	BB	SO	LOB	BOTTOM										
Rafael Ramirez, R (1, 6) OBP: 0.338, SLG: 0.366	0-0 L4		0-0 1B	0-0 FC6-4 1B		0-3 K		0-0 F9		5	0	2	1	0	1	2											
Ken Oberkfell, L (1, 5) Jerry Royster, R (4, 5) OBP: 0.359, SLG: 0.379 OBP: 0.288, SLG: 0.311	0-0 4-3		0-0 BB 1B	0-0 FC6-4 1B			0-0 5-3		0-0 WP E 1B	2	0	1	0	0	0	0											
Claudell Washington, L (1, 9) OBP: 0.441, SLG: 0.599	0-0 F3		0-3 K		0-0 HR		0-0 S 1B		0-0 F8	5	1	2	1	0	1	3											
Dale Murphy, R (1, 8) OBP: 0.365, SLG: 0.503		0-0 S 1B	4-0 1B	1-2 BB		0-0 6-3		0-3 K		4	0	2	1	1	1	1											
Chris Chambliss, L (1, 3) Albert Hall, S (9, PR) OBP: 0.354, SLG: 0.377 OBP: 0.293, SLG: 0.292	0-3 K		0-0 L6		0-0 F9		0-0 F9		4-0 CS BB	4	0	0	0	1	1	5											
Gerald Perry, L (1, 7) OBP: 0.360, SLG: 0.358		4-0 BB			0-0 G3		0-0 F9		0-0 F8	4	0	0	0	1	0	2											
Glenn Hubbard, R (1, 4) OBP: 0.353, SLG: 0.401		0-3 K			0-0 1B 1B		0-0 G6-4-3 1B		0-0 BLK 3B	4	2	3	0	0	1	2											
Alex Trevino, R (1, 2) OBP: 0.314, SLG: 0.382		0-3 K			0-0 1B 1B		0-0 G6-4-3 1B		0-0 F8	4	0	2	0	0	1	2											
Pascual Perez, R (1, 1) Gene Garber, R (6, 1) Ruffin L. Harris, R (6, PH) Jeff Dedmon, R (7, 1) Brad Komminsk, R (8, PH) Donnie Moore, L (9, 1) OBP: 0.094, SLG: 0.156 OBP: 0.143, SLG: 0.143 OBP: 0.222, SLG: 0.500 OBP: 0.296, SLG: 0.350			0-3 K		0-3 K		0-0 G6-4-3		0-0 2B	2	0	0	0	0	2	2											
Inning Stats	R: 0 E: 0 K: 0 S: 3	H: 0 LOB: 0 BB: 0 P: 3	R: 0 E: 0 K: 3 S: 10	H: 1 LOB: 2 BB: 1 P: 14	R: 0 E: 0 K: 2 S: 9	H: 2 LOB: 3 BB: 1 P: 13	R: 1 E: 0 K: 1 S: 8	H: 3 LOB: 2 BB: 0 P: 8	R: 1 E: 0 K: 0 S: 4	H: 1 LOB: 0 BB: 0 P: 4	R: 0 E: 0 K: 1 S: 6	H: 2 LOB: 1 BB: 0 P: 6	R: 0 E: 0 K: 1 S: 6	H: 1 LOB: 1 BB: 0 P: 6	R: 1 E: 0 K: 0 S: 5	H: 2 LOB: 1 BB: 0 P: 5	R: 1 E: 1 K: 0 S: 4	H: 2 LOB: 2 BB: 1 P: 8	1B: 11 2B: 1 3B: 1 HR: 1	SF: 0 SAC: 0 DP: 1 HBP: 0	WP: 1 PB: 0 SB: 2 CS: 2	PA: 42					
PITCHER	IP	WLS	BF	H	R	ER	SO	BB	IBB	HBP	BLK	WP	HR	S	P	ERA	WHIP										
David Palmer, R (1, 1) ERA: 4.36	5.0	W	24	7	2	2	6	2	0	0	0	0	1	34	42	3.60	1.800										
Andy McGaffigan, R (6, 1) ERA: 2.61	2.2		12	5	1	1	2	0	0	0	1	0	0	16	16	3.38	1.875										
Jeff Reardon, R (8, 1) ERA: 1.83	1.1	S	6	2	1	1	0	1	0	0	0	1	0	5	9	6.75	2.250										

Montreal Expos @ Atlanta Braves
Atlanta-Fulton County Stadium, Atlanta, GA
Mon Jul 02 1984, 3:33 AM EDT
Att: 15,062 - Unknown

AB 39
R 4
H 14
RBI 3
BB 3
SO 8
LOB 23



Batter	1	2	3	4	5	6	7	8	9	AB	R	H	RBI	BB	SO	LOB	TOP					
Tim Raines, S (1,8) OBP: 0.393, SLG: 0.428	0-0 4-3		0-0 4-3		4-0 BB		4-0 FC6-4 BB	0-0 4-3		3	0	0	0	2	0	0	Montreal Expos @ Atlanta Braves Atlanta-Fulton County Stadium, Atlanta, GA Tue Jul 03 1984, 7:05 PM EDT Att: 27,402 - Unknown					
Doug Flynn, R (1,4) OBP: 0.286, SLG: 0.309	0-3 K		0-0 E6 1B		0-0 F5-3 1-2		0-0 FC6-4 1-2	0-3 K		5	0	1	0	0	2	4						
Andre Dawson, R (1,9) OBP: 0.279, SLG: 0.329	0-0 5-3		0-0 4-3		0-0 F7		0-0 5-3			4	0	0	0	0	0	1						
Gary Carter, R (1,3) OBP: 0.361, SLG: 0.503		4-0 1B SF8 BB		0-0 6-3		0-0 F7		0-0 HR 1B		3	2	1	0	1	0	0						
Tim Wallach, R (1,5) OBP: 0.339, SLG: 0.465		0-0 5-3 1B		0-0 5-3		0-3 K		0-0 HR		4	1	2	2	0	1	0						
Tony Scott, S (1,7) OBP: 0.302, SLG: 0.297		0-0 SF8		4-0 WP BB		0-0 F8		0-0 CS 1B		2	0	1	1	1	0	0						
Bobby Ramos, R (1,2) Pete Rose, S (7,PH) OBP: 0.351, SLG: 0.321	0-0 5-3		0-3 K		0-0 WP BB 1B		0-0 1B	0-0 1B		2	0	0	0	0	1	2						
Mike Ramsey, S (1,6) Mike Stenhouse, L (7,PH) Angel Salazar, R (7,6) Jim Wohlford, R (8,PH) Gary Lucas, L (8,1)	0-0 F1		0-0 3-4-1		4-0 BB		0-0 F8			2	0	0	0	0	0	1						
Bill Gullickson, R (1,1) Miguel Dilone, S (7,PH) Bob James, R (7,1) Derrel Thomas, S (8,6) OBP: 0.362, SLG: 0.333		0-3 K		0-3 K		0-0 F5		0-3 K		2	0	0	0	0	2	0						
Inning Stats	R: 0 E: 0 K: 1 S: 5	H: 0 LOB: 0 BB: 0 P: 5	R: 1 E: 0 K: 0 S: 4	H: 1 LOB: 1 BB: 1 P: 8	R: 0 E: 1 K: 1 S: 6	H: 1 LOB: 1 BB: 0 P: 6	R: 0 E: 0 K: 1 S: 5	H: 0 LOB: 1 BB: 1 P: 9	R: 0 E: 0 K: 1 S: 5	H: 0 LOB: 0 BB: 0 P: 5	R: 0 E: 0 K: 0 S: 4	H: 1 LOB: 3 BB: 2 P: 12	R: 2 E: 0 K: 0 S: 6	H: 4 LOB: 1 BB: 0 P: 6	R: 0 E: 0 K: 2 S: 7	H: 0 LOB: 0 BB: 0 P: 7		1B: 6 2B: 0 3B: 0 HR: 1	SF: 1 SAC: 0 DP: 0 HBP: 0	WP: 2 PB: 0 SB: 1 CS: 1	PA: 38	
PITCHER	IP WLS BF H R ER SO BB IBB HBP BLK WP HR S P ERA WHIP	7.1 W 32 5 3 3 5 5 0 0 0 2 1 37 57 3.68 1.364	1.2 S 6 2 0 0 2 0 0 0 0 0 0 10 10 0.00 1.200																			

AB 32
R 3
H 7
RBI 3
BB 5
SO 7
LOB 11



Batter	1	2	3	4	5	6	7	8	9	AB	R	H	RBI	BB	SO	LOB	BOTTOM				
Rafael Ramirez, R (1,6) OBP: 0.340, SLG: 0.368	0-0 F4-3		0-0 2B 1B		0-0 F8		0-0 S 1B			4	1	2	1	0	0	0	Montreal Expos @ Atlanta Braves Atlanta-Fulton County Stadium, Atlanta, GA Tue Jul 03 1984, 7:05 PM EDT Att: 27,402 - Unknown				
Randy Johnson, R (1,5) OBP: 0.381, SLG: 0.456	0-0 F5-4-3 1B		0-0 1H 2H 2B		0-0 6-3		0-0 6-3			4	0	2	2	0	0	1					
Claudell Washington, L (1,9) OBP: 0.439, SLG: 0.562	0-0 F5-4-3 1-2		0-0 G3		0-0 CS 1B		0-3 K			4	0	1	0	0	1	2					
Dale Murphy, R (1,8) OBP: 0.367, SLG: 0.519		0-0 6-3		0-0 5-3		0-0 1-2 3B		0-0 HR		4	1	2	1	0	0	0					
Chris Chambliss, L (1,3) OBP: 0.356, SLG: 0.376		0-0 F8		0-0 F8		4-0 IBB		0-0 BB 1B		3	0	1	0	1	0	0					
Brad Komminsk, R (1,7) OBP: 0.288, SLG: 0.343		0-0 F3		0-0 F8		0-0 F3		0-0 F8		4	0	0	0	0	0	3					
Glenn Hubbard, R (1,4) OBP: 0.359, SLG: 0.413			4-0 FC5-4 BB		0-0 HR		0-0 F6	4-0 FC6-4 BB		2	1	1	1	2	0	0					
Bruce Benedict, R (1,2) OBP: 0.295, SLG: 0.295			0-0 FC5-4 FC1-8 1-2		0-0 5-3		0-0 E5 SH3-4 1B	0-0 FC6-4 1-2		4	1	0	0	0	0	3					
Craig McMurtry, R (1,1) Donnie Moore, L (8,1)			0-0 FC1-6 1B 2B		0-0 F9		0-0 SH3-4			2	1	0	0	0	0	1					
Inning Stats	R: 0 E: 0 K: 0 S: 3	H: 1 LOB: 0 BB: 0 P: 3	R: 0 E: 0 K: 0 S: 3	H: 0 LOB: 0 BB: 0 P: 3	R: 2 E: 0 K: 0 S: 5	H: 2 LOB: 1 BB: 1 P: 9	R: 0 E: 0 K: 0 S: 3	H: 0 LOB: 0 BB: 0 P: 3	R: 1 E: 0 K: 0 S: 4	H: 1 LOB: 0 BB: 0 P: 4	R: 0 E: 0 K: 0 S: 4	H: 2 LOB: 2 BB: 1 P: 8	R: 1 E: 1 K: 0 S: 5	H: 1 LOB: 1 BB: 0 P: 5	R: 1 E: 0 K: 1 S: 7	H: 2 LOB: 2 BB: 1 P: 11		1B: 5 2B: 1 3B: 1 HR: 2	SF: 0 SAC: 1 DP: 1 HBP: 0	WP: 0 PB: 0 SB: 1 CS: 1	PA: 35
PITCHER	IP WLS BF H R ER SO BB IBB HBP BLK WP HR S P ERA WHIP	6.0 L 24 6 3 3 0 1 0 0 0 0 5 5 0.00 1.000	1.0 5 1 1 0 0 0 0 0 0 0 0 0 5 5 0.00 1.000	1.0 6 2 1 1 1 1 0 0 0 0 1 7 11 9.00 3.000																	



Batter	1	2	3	4	5	6	7	8	9	AB	R	H	RBI	BB	SO	LOB	TOP								
Tim Raines, S OBP: 0.396, SLG: 0.435 (1, 8)	L3		2B		K		1B E 2B	BB BB		4	2	2	0	1	1	0	Montreal Expos @ Atlanta Braves Atlanta-Fulton County Stadium, Atlanta, GA Wed Jul 04 1984, 7:05 PM EDT Att: 47,431 - Unknown								
Pete Rose, S OBP: 0.366, SLG: 0.342 (1, 3)	HR		2B			F8 2B 2B	E BB	G5-4-3 BB		3	3	3	1	2	0										
Andre Dawson, R OBP: 0.292, SLG: 0.344 Tony Scott, S OBP: 0.295, SLG: 0.289 (7, PR) (7, 7)	HR		F5			F8	BB E 1B	G5-4-3		4	1	2	2	0	0	2									
Gary Carter, R OBP: 0.358, SLG: 0.502 (1, 2)	F7		F4			1B 2B	E5 SF7 BB			5	0	1	2	0	0	2									
Tim Wallach, R OBP: 0.336, SLG: 0.459 (1, 5)	1-4-3				F8	1-3	FC6-4 BB			4	0	0	0	1	0	1									
Mike Stenhouse, L OBP: 0.349, SLG: 0.309 Derrel Thomas, S OBP: 0.366, SLG: 0.344 (7, PH) (7, 9)		G3			K	1B IBB	SF7			2	0	0	0	1	1	0									
Doug Flynn, R OBP: 0.286, SLG: 0.306 (1, 4)		F9			F5-3		FC6-4			1	0	1	1	0	0	0									
Mike Ramsey, S OBP: 0.087, SLG: 0.091 (1, 6)		F7					E5 BB BB			5	0	0	0	0	0	5									
Charlie Lea, R OBP: 0.089, SLG: 0.068 (1, 1)			4-3		G3		K	K		4	0	0	0	0	2	1									
Inning Stats	R: 2 E: 0 K: 0 S: 5	H: 2 LOB: 0 BB: 0 P: 5	R: 0 E: 0 K: 0 S: 3	H: 0 LOB: 0 BB: 0 P: 3	R: 1 E: 0 K: 0 S: 5	H: 2 LOB: 1 BB: 0 P: 5	R: 0 E: 0 K: 1 S: 5	H: 0 LOB: 0 BB: 0 P: 5	R: 0 E: 0 K: 1 S: 5	H: 0 LOB: 0 BB: 0 P: 5	R: 1 E: 0 K: 0 S: 6	H: 3 LOB: 3 BB: 1 P: 10	R: 3 E: 1 K: 1 S: 8	H: 2 LOB: 2 BB: 2 P: 16	R: 0 E: 1 K: 1 S: 5	H: 0 LOB: 2 BB: 2 P: 13	R: 0 E: 1 K: 1 S: 7	H: 1 LOB: 2 BB: 0 P: 7	1B: 4 2B: 5 3B: 0 HR: 1	SF: 1 SAC: 0 DP: 1 HBP: 0	WP: 0 PB: 0 SB: 0 CS: 0	PA: 44			
PITCHER	IP	WLS	BF	H	R	ER	SO	BB	IBB	HBP	BLK	WP	HR	S	P	ERA	WHIP								
Steve Bedrosian, R ERA: 2.65 (1, 1)	5.1	L	22	6	4	4	2	0	0	0	0	0	1	26	26	6.75	1.125								
Gene Garber, R ERA: 4.14 (6, 1)	0.2		4	1	0	0	0	0	1	0	0	0	0	3	7	0.00	1.500								
Jeff Dedmon, R ERA: 4.35 (7, 1)	0.1		6	2	3	1	1	2	0	0	0	0	0	6	14	27.00	12.000								
Pete Falcone, L ERA: 4.4 (7, 1)	1.2		7	0	0	0	1	2	0	0	0	0	0	7	15	0.00	1.200								
Rick Camp, R ERA: 4.07 (9, 1)	1.0		5	1	0	0	1	0	0	0	0	0	0	7	7	0.00	1.000								

AB	38
R	7
H	10
RBI	6
BB	5
SO	5
LOB	18



Batter	1	2	3	4	5	6	7	8	9	AB	R	H	RBI	BB	SO	LOB	BOTTOM								
Rafael Ramirez, R OBP: 0.336, SLG: 0.363 (1, 6)	F8		F6			F7		F4-3		4	0	0	0	0	0	0	Montreal Expos @ Atlanta Braves Atlanta-Fulton County Stadium, Atlanta, GA Wed Jul 04 1984, 7:05 PM EDT Att: 47,431 - Unknown								
Randy Johnson, R OBP: 0.368, SLG: 0.439 (1, 5)	F4-3				6-3	F8			K	4	0	0	0	0	1	0									
Claudell Washington, L OBP: 0.434, SLG: 0.556 (1, 9)	F4-3				F7		FC6-4 1B		F7	4	0	1	0	0	0	0									
Dale Murphy, R OBP: 0.371, SLG: 0.530 (1, 8)		6-3 BB			HR		FC6-4 2B		HR 1B	3	3	2	1	1	0	1									
Chris Chambliss, L OBP: 0.358, SLG: 0.394 (1, 3)		K			K					4	1	2	3	0	2	1									
Brad Komminsk, R OBP: 0.279, SLG: 0.330 (1, 7)		6-3				F7		6-3		4	0	0	0	0	0	2									
Glenn Hubbard, R OBP: 0.355, SLG: 0.408 (1, 4)		G3				5-3		6-3		3	0	0	0	0	0	2									
Bruce Benedict, R OBP: 0.290, SLG: 0.289 (1, 2)			5-3			5-3			L5	3	0	0	0	0	0	0									
Steve Bedrosian, R ERA: 2.65 (1, 1)										1	0	0	0	0	1	0									
Gene Garber, R ERA: 4.14 (6, 1)										0	0	0	0	0	0	0									
Albert Pujols, S OBP: 0.329, SLG: 0.290 (6, PH)										1	0	0	0	0	1	0									
Jeff Dedmon, L ERA: 4.35 (7, 1)										0	0	0	0	0	0	0									
Pete Falcone, L ERA: 4.4 (7, 1)										0	0	0	0	0	0	0									
Gerald Perry, L OBP: 0.329, SLG: 0.356 (8, PH)										1	0	0	0	0	1	0									
Rick Camp, R ERA: 4.07 (9, 1)										0	0	0	0	0	0	0									
Inning Stats	R: 0 E: 0 K: 0 S: 3	H: 0 LOB: 0 BB: 0 P: 3	R: 0 E: 0 K: 1 S: 5	H: 0 LOB: 1 BB: 1 P: 9	R: 0 E: 0 K: 1 S: 5	H: 0 LOB: 0 BB: 0 P: 5	R: 1 E: 0 K: 1 S: 6	H: 1 LOB: 0 BB: 0 P: 6	R: 0 E: 0 K: 0 S: 3	H: 0 LOB: 0 BB: 0 P: 3	R: 0 E: 0 K: 1 S: 5	H: 0 LOB: 0 BB: 0 P: 5	R: 1 E: 0 K: 0 S: 5	H: 2 LOB: 1 BB: 0 P: 5	R: 0 E: 0 K: 1 S: 5	H: 0 LOB: 0 BB: 0 P: 5	R: 2 E: 0 K: 1 S: 7	H: 2 LOB: 0 BB: 0 P: 7	1B: 2 2B: 1 3B: 0 HR: 2	SF: 0 SAC: 0 DP: 0 HBP: 0	WP: 0 PB: 0 SB: 0 CS: 0	PA: 33			
PITCHER	IP	WLS	BF	H	R	ER	SO	BB	IBB	HBP	BLK	WP	HR	S	P	ERA	WHIP								
Charlie Lea, R ERA: 2.91 (1, 1)	9.0	W	33	5	4	4	6	1	0	0	0	0	2	44	48	4.00	0.667								



Batter	1	2	3	4	5	6	7	8	9	AB	R	H	RBI	BB	SO	LOB	TOP															
Bill Doran, S OBP: 0.391, SLG: 0.365 (1, 4)										4	0	2	0	0	0	1																
Craig Reynolds, L OBP: 0.297, SLG: 0.397 (1, 6)										4	0	0	0	0	0	3																
Denny Walling, L OBP: 0.318, SLG: 0.390 Phil Garner, R OBP: 0.301, SLG: 0.272 (6, PH) (8, 5)										2	1	0	0	1	0	2																
Jose Cruz, L OBP: 0.349, SLG: 0.410 (1, 7)										3	1	1	0	1	1	0																
Jerry Mumphy, S OBP: 0.344, SLG: 0.396 (1, 8)										4	0	1	2	0	0	0																
Enos Cabell, R OBP: 0.380, SLG: 0.434 (1, 3)										4	0	1	0	0	1	0																
Terry Puhl, L OBP: 0.389, SLG: 0.421 (1, 9)										3	0	0	0	1	2	2																
Mark Bailey, S OBP: 0.291, SLG: 0.296 (1, 2)										4	0	0	0	0	0	1																
Michael LaCoss, R OBP: 0.154, SLG: 0.250 Bill Dawley, R (9, 1)										3	0	2	0	0	0	0																
Inning Stats	R: 2 E: 0 K: 1 S: 8	H: 3 LOB: 2 BB: 1 P: 12	R: 0 E: 0 K: 0 S: 5	H: 2 LOB: 2 BB: 0 P: 5	R: 0 E: 0 K: 1 S: 5	H: 0 LOB: 0 BB: 0 P: 5	R: 0 E: 0 K: 0 S: 4	H: 1 LOB: 1 BB: 0 P: 4	R: 0 E: 0 K: 0 S: 2	H: 0 LOB: 0 BB: 1 P: 6	R: 0 E: 0 K: 0 S: 4	H: 1 LOB: 1 BB: 0 P: 4	R: 0 E: 0 K: 0 S: 3	H: 0 LOB: 0 BB: 0 P: 3	R: 0 E: 0 K: 0 S: 2	H: 0 LOB: 0 BB: 1 P: 6	1B: 3 2B: 4 3B: 0 HR: 0	SF: 0 SAC: 0 DP: 1 HBP: 0	WP: 0 PB: 0 SB: 0 CS: 1	PA: 36												
PITCHER	IP WLS BF H R ER SO BB IBB HBP BLK WP HR S P ERA WHIP																															
Bryn Smith, R ERA: 2.99 Gary Lucas, L ERA: 3.15	(1, 1) (8, 1)	7.0 6	29 6	7 0	2 0	2 0	4 0	2 1	0 0	0 0	0 0	0 0	0 5	43 9	2.57 0.00	1.286 0.500																

Houston Astros @ Montreal Expos
Olympic Stadium, Montreal, QB
Thu Jul 05 1984, 7:05 PM EDT
Att: 23,904 - Unknown

AB 32
R 2
H 7
RBI 2
BB 3
SO 4
LOB 9

Batter	1	2	3	4	5	6	7	8	9	AB	R	H	RBI	BB	SO	LOB	BOTTOM															
Miguel Dilone, S OBP: 0.319, SLG: 0.358 (1, 7)										3	0	0	0	1	0	0																
Pete Rose, S OBP: 0.359, SLG: 0.335 (1, 3)										4	0	0	0	0	1	1																
Tim Raines, S OBP: 0.400, SLG: 0.438 (1, 8)										3	1	2	0	1	0	0																
Gary Carter, R OBP: 0.363, SLG: 0.503 (1, 2)										3	0	2	0	1	0	2																
Tim Wallach, R OBP: 0.332, SLG: 0.454 (1, 5)										3	0	0	1	0	1	3																
Mike Stenhouse, L OBP: 0.333, SLG: 0.292 (1, 9)										4	0	0	0	0	2	2																
Mike Ramsey, S OBP: 0.282, SLG: 0.083 Bryan Little, S OBP: 0.333, SLG: 0.300 (7, PH) (8, 4)										2	0	0	0	0	1	0																
Doug Flynn, R OBP: 0.282, SLG: 0.302 Tony Scott, S OBP: 0.289, SLG: 0.282 Angel Salazar, R OBP: 0.171, SLG: 0.207 (8, 6)										2	0	0	0	0	2	0																
Bryn Smith, R OBP: 0.212, SLG: 0.172 Jim Wohlford, R OBP: 0.319, SLG: 0.372 Gary Lucas, L (8, 1)										2	0	0	0	0	1	0																
Inning Stats	R: 0 E: 0 K: 0 S: 4	H: 1 LOB: 2 BB: 1 P: 8	R: 0 E: 0 K: 3 S: 9	H: 0 LOB: 0 BB: 0 P: 9	R: 0 E: 0 K: 2 S: 7	H: 0 LOB: 2 BB: 2 P: 15	R: 0 E: 0 K: 0 S: 3	H: 0 LOB: 0 BB: 0 P: 3	R: 0 E: 1 K: 0 S: 5	H: 2 LOB: 1 BB: 0 P: 5	R: 0 E: 0 K: 0 S: 3	H: 0 LOB: 0 BB: 0 P: 3	R: 0 E: 0 K: 0 S: 3	R: 0 E: 0 K: 2 S: 8	H: 1 LOB: 1 BB: 0 P: 8	1B: 4 2B: 0 3B: 0 HR: 0	SF: 1 SAC: 0 DP: 0 HBP: 0	WP: 0 PB: 0 SB: 1 CS: 0	PA: 34													
PITCHER	IP WLS BF H R ER SO BB IBB HBP BLK WP HR S P ERA WHIP																															
Michael LaCoss, R ERA: 2.35 Bill Dawley, R ERA: 2.06	(1, 1) (9, 1)	8.0 1.0	30 4	3 1	1 0	0 0	6 2	3 0	0 0	0 0	0 0	0 8	39 8	51 8	0.00 0.00	0.750 1.000																

Houston Astros @ Montreal Expos
Olympic Stadium, Montreal, QB
Thu Jul 05 1984, 7:05 PM EDT
Att: 23,904 - Unknown

AB 30
R 1
H 4
RBI 1
BB 3
SO 8
LOB 9

Batter	1	2	3	4	5	6	7	8	9	AB	R	H	RBI	BB	SO	LOB	TOP								
Bill Doran, S OBP: 0.348, SLG: 0.362 (1,4)	F8		F9			SH5-4 1B	F4-3		1-3	5	1	1	0	0	0	0									
Craig Reynolds, L OBP: 0.293, SLG: 0.391 (1,6)	F8			3-1		SH5-4		F7	F4-3	4	0	0	0	0	0	0									
Denny Walling, L OBP: 0.323, SLG: 0.402 (1,5)	1-3			F8		S 1B		2B 1B	F6	5	1	2	2	0	0	0									
Jose Cruz, L OBP: 0.350, SLG: 0.424 (1,7)		6-3			HR	F8		1B 2B		4	2	2	1	0	0	1									
Jerry Mumphy, S OBP: 0.346, SLG: 0.393 (1,8)	F5			5-3		BB		1B 1B		2	1	0	0	2	0	0									
Harry Scilman, L OBP: 0.354, SLG: 0.382 (1,3)						K	K	1B WP		3	1	1	2	1	2	2									
Terry Puhl, L OBP: 0.367, SLG: 0.428 (1,9)	F7					F9		SH1-3 3B	K	4	1	1	0	0	1	3									
Mark Bailey, S OBP: 0.290, SLG: 0.295 (1,2)			F4-3			K	1-3		WP 1B	4	0	1	1	0	1	1									
Joe Niekro, R OBP: 0.182, SLG: 0.163 (1,1)			5-3			E6 SH5-4 1B	SH1-3	6-3		3	1	0	1	0	0	1									
Inning Stats	R: 0 E: 0 K: 0 S: 3	H: 0 LOB: 0 BB: 0 P: 3	R: 0 E: 0 K: 0 S: 3	H: 0 LOB: 1 BB: 1 P: 7	R: 0 E: 0 K: 0 S: 3	H: 0 LOB: 0 BB: 0 P: 3	R: 1 E: 0 K: 0 S: 4	H: 1 LOB: 0 BB: 0 P: 4	R: 0 E: 0 K: 2 S: 7	H: 0 LOB: 0 BB: 0 P: 7	R: 2 E: 1 K: 1 S: 8	H: 2 LOB: 2 BB: 1 P: 12	R: 1 E: 0 K: 0 S: 4	H: 1 LOB: 0 BB: 0 P: 4	R: 4 E: 0 K: 1 S: 9	H: 4 LOB: 1 BB: 1 P: 13	R: 0 E: 0 K: 0 S: 3	H: 0 LOB: 0 BB: 0 P: 3	1B: 4 2B: 2 3B: 1 HR: 1	SF: 0 SAC: 2 DP: 0 HBP: 0	WP: 1 PB: 0 SB: 1 CS: 0	PA: 39			
PITCHER	IP	WLS	BF	H	R	ER	SO	BB	IBB	HBP	BLK	WP	HR	S	P	ERA	WHIP								
Steve Rogers, R ERA: 5.73 (1,1)	7.1	L	33	7	8	7	3	2	1	0	0	0	1	36	48	8.59	1.227								
Gary Lucas, L ERA: 3.09 (8,1)	0.2		3	1	0	0	1	0	0	0	0	1	0	5	5	0.00	1.500								
Bob James, R ERA: 3.51 (9,1)	1.0		3	0	0	0	0	0	0	0	0	0	0	3	3	0.00	0.000								

Houston Astros @ Montreal Expos
 Olympic Stadium, Montreal, QB
 Fri Jul 06 1984, 7:05 PM EDT
 Unknown

AB	34
R	8
H	8
RBI	7
BB	3
SO	4
LOB	8



Batter	1	2	3	4	5	6	7	8	9	AB	R	H	RBI	BB	SO	LOB	BOTTOM								
Tony Scott, S OBP: 0.265, SLG: 0.256 (1,7)	4-1			K		K2-3			F3	4	0	0	0	0	2	0									
Pete Rose, S OBP: 0.397, SLG: 0.333 (1,3)	F7			1B 1B		6-3			1-3	4	1	1	0	0	0	0									
Tim Raines, S OBP: 0.401, SLG: 0.437 (1,8)	4-3			1B 1B		F8			FC5-4 BB	3	0	1	0	1	0	0									
Gary Carter, R OBP: 0.361, SLG: 0.500 (1,2)		F6		G5-4-3 1B		F7			FC5-4	4	0	1	1	0	0	1									
Tim Wallach, R OBP: 0.329, SLG: 0.449 (1,5)		K		G5-4-3 1-2		5-3				3	0	0	0	0	1	2									
Jim Wehford, R OBP: 0.320, SLG: 0.371 (1,9)	F5			S 1B		4-3				3	1	1	0	0	0	0									
Angel Salazar, R OBP: 0.168, SLG: 0.203 (1,6)			F9			F7			F7	3	0	0	0	0	0	1									
Doug Flynn, R OBP: 0.283, SLG: 0.303 (1,4)			F7						F4	3	0	1	1	0	0	0									
Steve Rogers, R OBP: 0.208, SLG: 0.217 (1,1)									4-3	2	0	0	0	0	0	0									
Gary Lucas, L (8,1)										0	0	0	0	0	0	0									
Bryan Little, S OBP: 0.332, SLG: 0.298 (8,PH)										1	0	0	0	0	0	0									
Bob James, R OBP: 0.400, SLG: 0.400 (9,1)										0	0	0	0	0	0	0									
Inning Stats	R: 0 E: 0 K: 0 S: 3	H: 0 LOB: 0 BB: 0 P: 3	R: 0 E: 0 K: 1 S: 5	H: 0 LOB: 0 BB: 0 P: 5	R: 0 E: 0 K: 0 S: 3	H: 0 LOB: 0 BB: 0 P: 3	R: 1 E: 0 K: 1 S: 7	H: 3 LOB: 1 BB: 0 P: 7	R: 1 E: 0 K: 0 S: 4	H: 2 LOB: 0 BB: 0 P: 4	R: 0 E: 0 K: 1 S: 5	H: 0 LOB: 0 BB: 0 P: 5	R: 0 E: 0 K: 0 S: 3	H: 0 LOB: 0 BB: 0 P: 3	R: 0 E: 0 K: 0 S: 3	H: 0 LOB: 1 BB: 1 P: 7	R: 0 E: 0 K: 0 S: 3	H: 0 LOB: 0 BB: 0 P: 3	R: 0 E: 0 K: 0 S: 3	H: 0 LOB: 0 BB: 0 P: 3	1B: 5 2B: 0 3B: 0 HR: 0	SF: 0 SAC: 0 DP: 1 HBP: 0	WP: 0 PB: 0 SB: 1 CS: 0	PA: 31	
PITCHER	IP	WLS	BF	H	R	ER	SO	BB	IBB	HBP	BLK	WP	HR	S	P	ERA	WHIP								
Joe Niekro, R ERA: 2.78 (1,1)	9.0	W	31	5	2	2	3	1	0	0	0	0	0	36	40	2.00	0.667								

Houston Astros @ Montreal Expos
 Olympic Stadium, Montreal, QB
 Fri Jul 06 1984, 7:05 PM EDT
 Unknown

AB	30
R	2
H	5
RBI	2
BB	1
SO	3
LOB	4



Batter	1	2	3	4	5	6	7	8	9	AB	R	H	RBI	BB	SO	LOB	TOP			
Bill Doran, S OBP: 0.359, SLG: 0.374 (1, 6)	0-0 SH5-3 1B		0-0 1B		0-0 1-3 1B			0-0 1B 2B	0-0 1-2 1B	5	1	5	0	0	0	0	Houston Astros @ Montreal Expos Olympic Stadium, Montreal, QB Fri Jul 06 1984, 7:05 PM EDT Att: 27,992 - Unknown			
Kevin Bass, S OBP: 0.258, SLG: 0.308 (1, 9)	0-0 SH5-3		0-3 K		0-0 5-3			0-0 F4	0-0 1-3 2-H 1B	4	0	1	1	0	1	4				
Enos Cabell, R OBP: 0.361, SLG: 0.433 (1, 3)	0-0 9-6 2-3F			0-0 G4-6-3 1B		0-0 F3		0-0 1-3 2B 1B	0-0 1-3 1B	5	1	2	0	0	0	3				
Phil Garner, R OBP: 0.301, SLG: 0.269 (8, PH)		0-3 K		0-0 G4-6-3		4-0 G6-3 BB		4-0 1-2 2B BB		2	0	0	0	1	1	1				
Denny Walling, L OBP: 0.330, SLG: 0.402 (8, 5)			0-3 K		4-0 1-2F	0-0 G6-3 BB		0-0 BB		0	1	0	0	1	0	0				
Jerry Mumphrey, S OBP: 0.347, SLG: 0.396 (1, 8)			0-3 K		4-0 BB	0-0 G6-3		0-0 1-1H 2-H 3-H 2B		3	0	1	3	1	1	1				
Ray Knight, R OBP: 0.286, SLG: 0.297 (8, PH)			0-0 6-3		0-0 5-3			0-0 4-3		3	0	0	0	0	0	1				
Jose Cruz, L OBP: 0.349, SLG: 0.422 (8, 7)					0-0 5-3			0-0 F7		1	0	0	0	0	0	1				
Terry Puhl, L OBP: 0.367, SLG: 0.426 (7, 1)			0-0 F5		0-0 1B			0-0 F6		3	0	1	0	0	0	0				
Joe Sambito, L OBP: 0.295, SLG: 0.394 (9, PH)					0-0 1B			0-0 FC3-6 1B		1	0	1	0	0	0	0				
Alan Ashby, S OBP: 0.303, SLG: 0.299 (1, 2)			0-0 HR		0-0 F7			0-0 6-3		4	2	1	1	0	0	2				
Vern Rühle, R OBP: 0.154, SLG: 0.083 (1, 1)			0-3 K		0-3 K			0-0 F8		0	0	0	0	0	0	0				
Julio Solano, R OBP: 0.333, SLG: 0.382 (7, 7)					0-3 K			0-0 F9		2	0	0	0	0	2	1				
Jim Pankovits, R OBP: 0.333, SLG: 0.382 (8, 4)										2	0	0	0	0	0	1				
Inning Stats	R: 0 E: 0 K: 0 S: 3	H: 1 LOB: 0 BB: 0 P: 3	R: 0 E: 0 K: 2 S: 7	H: 0 LOB: 0 BB: 0 P: 7	R: 1 E: 0 K: 2 S: 9	H: 2 LOB: 1 BB: 1 P: 9	R: 0 E: 0 K: 0 S: 3	H: 1 LOB: 1 BB: 1 P: 7	R: 0 E: 0 K: 1 S: 2	H: 0 LOB: 0 BB: 1 P: 6	R: 0 E: 0 K: 0 S: 3	H: 0 LOB: 0 BB: 0 P: 3	R: 3 E: 0 K: 0 S: 6	H: 3 LOB: 1 BB: 1 P: 10	R: 1 E: 0 K: 0 S: 6	H: 3 LOB: 2 BB: 0 P: 6	1B: 10 2B: 2 3B: 0 HR: 1	SF: 0 SAC: 1 DP: 3 HBP: 0	WP: 0 PB: 0 SB: 0 CS: 0	PA: 39
PITCHER	IP WLS BF H R ER SO	IP WLS BF H R ER SO	IP WLS BF H R ER SO	IP WLS BF H R ER SO	IP WLS BF H R ER SO	IP WLS BF H R ER SO	IP WLS BF H R ER SO	IP WLS BF H R ER SO	IP WLS BF H R ER SO	IP WLS BF H R ER SO	IP WLS BF H R ER SO	IP WLS BF H R ER SO	IP WLS BF H R ER SO	IP WLS BF H R ER SO	IP WLS BF H R ER SO	IP WLS BF H R ER SO	ERA WHIP	ERA WHIP		
Dan Schatzeder, L ERA: 2.41 (1, 1)	7.2 W 30 8 3 3 5																3.52 1.304			
Jeff Reardon, R ERA: 2.18 (8, 1)	1.0 S 8 4 2 2 0																18.00 5.000			
Bob James, R ERA: 3.48 (9, 1)	0.1 S 1 0 0 0 0																0.00 0.000			

AB	35
R	5
H	12
RBI	5
BB	3
SO	5
LOB	15



Batter	1	2	3	4	5	6	7	8	9	AB	R	H	RBI	BB	SO	LOB	BOTTOM			
Miguel Dilone, S OBP: 0.333, SLG: 0.367 (1, 7)	0-0 1B 1B	0-0 FC4-6 1B		0-0 SH5-3		0-0 4-3		4-0 S 1B BB		3	2	2	0	1	0	1	Houston Astros @ Montreal Expos Olympic Stadium, Montreal, QB Fri Jul 06 1984, 7:05 PM EDT Att: 27,992 - Unknown			
Derrel Thomas, S OBP: 0.395, SLG: 0.394 (1, 4)	0-0 1B 1B	0-3 K		0-0 G5-3 BB 1B		0-0 1B 2B		0-0 1-H G5-4-3 1B		5	2	4	2	0	1	2				
Tim Raines, S OBP: 0.404, SLG: 0.438 (1, 8)	0-0 BB 1B 1B	0-0 FC4-6 S		4-0 1-2 BB		0-0 1B		0-0 G5-4-3		4	1	2	2	1	0	3				
Gary Carter, R OBP: 0.360, SLG: 0.497 (1, 3)	0-0 G4-6-3 BB 1B	0-3 K		0-0 G5-3		0-0 F5				4	1	1	1	0	1	6				
Tim Wallach, R OBP: 0.328, SLG: 0.445 (1, 5)	4-0 G4-6-3 BB			0-0 4-3		0-0 F4		0-0 1-3		3	0	0	0	1	0	0				
Mike Stenhouse, L OBP: 0.330, SLG: 0.280 (1, 9)	0-0 G4-6-3			0-0 F6		0-0 F9		4-0 BB		3	0	0	0	1	0	2				
Doug Flynn, R OBP: 0.283, SLG: 0.303 (8, 4)	1-2F 2-3 3-H			0-0 F6		0-0 3-1		0-0 BB		0	0	0	0	0	0	0				
Mike Ramsey, S OBP: 0.138, SLG: 0.143 (1, 6)	0-0 1B			0-0 1B		0-0 F7				4	0	2	1	0	0	1				
Bobby Ramos, R OBP: 0.226, SLG: 0.188 (1, 2)	0-0 F8			0-0 F9		0-0 4-3 SH3-4 2B 1B		0-0 F3		4	1	1	0	0	0	3				
Dan Schatzeder, L OBP: 0.364, SLG: 0.455 (8, 1)		0-0 FC4-6 1B		0-0 SH3-4 2B				0-3 K		2	0	2	0	0	0	0				
Bob James, R OBP: 0.400, SLG: 0.400 (9, 1)										0	0	0	0	0	0	0				
Inning Stats	R: 4 E: 0 K: 0 S: 7	H: 5 LOB: 1 BB: 1 P: 11	R: 0 E: 0 K: 2 S: 9	H: 2 LOB: 0 BB: 0 P: 9	R: 0 E: 0 K: 0 S: 4	H: 1 LOB: 1 BB: 0 P: 4	R: 0 E: 0 K: 0 S: 4	H: 2 LOB: 2 BB: 1 P: 8	R: 0 E: 0 K: 0 S: 3	H: 0 LOB: 0 BB: 0 P: 3	R: 2 E: 0 K: 0 S: 6	H: 3 LOB: 1 BB: 0 P: 6	R: 0 E: 0 K: 0 S: 3	H: 0 LOB: 1 BB: 1 P: 7	R: 1 E: 0 K: 1 S: 5	H: 1 LOB: 0 BB: 1 P: 9	1B: 12 2B: 2 3B: 0 HR: 0	SF: 0 SAC: 2 DP: 3 HBP: 0	WP: 0 PB: 0 SB: 2 CS: 0	PA: 39
PITCHER	IP WLS BF H R ER SO	IP WLS BF H R ER SO	IP WLS BF H R ER SO	IP WLS BF H R ER SO	IP WLS BF H R ER SO	IP WLS BF H R ER SO	IP WLS BF H R ER SO	IP WLS BF H R ER SO	IP WLS BF H R ER SO	IP WLS BF H R ER SO	IP WLS BF H R ER SO	IP WLS BF H R ER SO	IP WLS BF H R ER SO	IP WLS BF H R ER SO	IP WLS BF H R ER SO	IP WLS BF H R ER SO	ERA WHIP	ERA WHIP		
Vern Rühle, R ERA: 4.15 (1, 1)	1.0 L 10 7 4 4 0																36.00 8.000			
Julio Solano, R ERA: 2.7 (2, 1)	5.0 21 6 2 2 2																3.60 1.400			
Joe Sambito, L ERA: 1.35 (7, 1)	2.0 8 1 1 1 1																4.50 1.500			

AB	33
R	7
H	14
RBI	6
BB	4
SO	3
LOB	18



Batter	1	2	3	4	5	6	7	8	9	AB	R	H	RBI	BB	SO	LOB	TOP					
Bill Doran, S OBP: 0.360, SLG: 0.373 Phil Garner, R OBP: 0.302, SLG: 0.270	4-3		4-0		5-3		1B		G5-4-3	1	0	0	0	1	0	0						
Craig Reynolds, L OBP: 0.297, SLG: 0.394	K		F8		1B		1B		F3	5	0	2	1	0	1	3						
Denny Walling, L OBP: 0.327, SLG: 0.388 Ray Knight, R OBP: 0.266, SLG: 0.297	G3		3-1		FC6		K			3	0	0	0	1	1	4						
Jose Cruz, L OBP: 0.351, SLG: 0.423		K		1B	FC6				G4-6-3	4	0	2	0	0	1	2						
Jerry Mumphrey, S OBP: 0.346, SLG: 0.392	4-3		FC4-6		F8		G4-6-3			3	0	0	0	1	0	1						
Enos Cabell, R OBP: 0.395, SLG: 0.425 Frank DiPino, L OBP: 0.266, SLG: 0.297	K		K		F7		F8			4	0	0	0	0	2	1						
Terry Puhl, L OBP: 0.369, SLG: 0.430			FC4-6		F7				SH	3	2	1	0	1	0	1						
Mark Bailey, S OBP: 0.291, SLG: 0.291			K		SH2-4		3-1		SH	2	1	0	0	1	1	1						
Mike Scott, R OBP: 0.200, SLG: 0.207 Bill Dawley, R OBP: 0.361, SLG: 0.391			BB		SH2-4		F9		G5-4-3	2	0	1	1	0	0	0						
Inning Stats	R: 0 E: 0 K: 1 S: 5	H: 0 LOB: 0 BB: 0 P: 5	R: 0 E: 0 K: 2 S: 7	H: 0 LOB: 0 BB: 0 P: 7	R: 1 E: 0 K: 1 S: 7	H: 2 LOB: 2 BB: 1 P: 11	R: 0 E: 0 K: 1 S: 5	H: 1 LOB: 1 BB: 1 P: 9	R: 1 E: 0 K: 0 S: 4	H: 1 LOB: 2 BB: 2 P: 12	R: 0 E: 0 K: 0 S: 3	H: 0 LOB: 0 BB: 0 P: 3	R: 0 E: 0 K: 1 S: 7	H: 2 LOB: 2 BB: 0 P: 7	R: 0 E: 0 K: 0 S: 3	H: 1 LOB: 0 BB: 0 P: 3	R: 1 E: 1 K: 0 S: 4	H: 1 LOB: 1 BB: 1 P: 8	1B: 7 2B: 1 3B: 0 HR: 0	SF: 0 SAC: 2 DP: 2 HBP: 0	WP: 0 PB: 0 SB: 0 CS: 0	PA: 38
PITCHER	IP	WLS	BF	H	R	ER	SO	BB	IBB	HBP	BLK	WP	HR	S	P	ERA	WHIP					
David Palmer, R ERA: 4.14 Bob James, R ERA: 3.61	(1, 1)	8.0	33	7	2	2	6	4	0	0	0	0	0	41	57	2.25	1.375					
(9, 1)	1.0	L	5	1	1	1	0	1	0	0	0	0	0	4	8	9.00	2.000					

Houston Astros @ Montreal Expos
Olympic Stadium, Montreal, QB
Sat Jul 07 1984, 7:05 PM EDT
Att: 25,136 - Unknown


AB 31
R 3
H 8
RBI 3
BB 5
SO 6
LOB 16



Batter	1	2	3	4	5	6	7	8	9	AB	R	H	RBI	BB	SO	LOB	BOTTOM				
Miguel Dilone, S OBP: 0.331, SLG: 0.363	F7		4-3			F9				4	0	1	0	0	0	0					
Pete Rose, S OBP: 0.351, SLG: 0.327 Bob James, R OBP: 0.400, SLG: 0.400	1-3		F6			F8		1B		4	0	0	0	0	0	2					
Tim Raines, S OBP: 0.402, SLG: 0.435	F8		CS			1-3		F9		4	0	1	0	0	0	2					
Gary Carter, R OBP: 0.362, SLG: 0.497		BB	CS		F6		1B		F8	4	1	2	0	0	0	0					
Tim Wallach, R OBP: 0.327, SLG: 0.440		1B	G6-4-3		F8		F8		K	3	1	0	0	1	1	1					
Mike Stenhouse, L OBP: 0.340, SLG: 0.295 Jim Wohlford, R OBP: 0.327, SLG: 0.378		1B	G6-4-3		3-1		G6-4-3			3	0	2	1	0	0	0					
Derrel Thomas, S OBP: 0.375, SLG: 0.371		G6-4-3			F8		G6-4-3		K	4	0	0	0	0	1	4					
Mike Ramsey, S OBP: 0.129, SLG: 0.133 Tony Scott, S OBP: 0.260, SLG: 0.256		E4			F8				F9	2	0	0	0	0	0	0					
David Palmer, R OBP: 0.095, SLG: 0.238 Bryan Little, S OBP: 0.332, SLG: 0.298		5-3			5-3				SH1-4	2	0	0	0	0	0	0					
Inning Stats	R: 0 E: 0 K: 0 S: 3	H: 0 LOB: 0 BB: 0 P: 3	R: 2 E: 1 K: 0 S: 5	H: 2 LOB: 1 BB: 1 P: 9	R: 0 E: 0 K: 0 S: 3	H: 1 LOB: 0 BB: 0 P: 3	R: 0 E: 0 K: 0 S: 3	H: 0 LOB: 0 BB: 0 P: 3	R: 0 E: 0 K: 0 S: 3	H: 0 LOB: 0 BB: 0 P: 3	R: 0 E: 0 K: 0 S: 4	H: 2 LOB: 1 BB: 0 P: 4	R: 0 E: 0 K: 0 S: 4	H: 1 LOB: 2 BB: 1 P: 8	R: 0 E: 0 K: 2 S: 8	H: 1 LOB: 1 BB: 0 P: 8	1B: 7 2B: 0 3B: 0 HR: 0	SF: 0 SAC: 1 DP: 2 HBP: 0	WP: 0 PB: 0 SB: 0 CS: 1	PA: 35	
PITCHER	IP	WLS	BF	H	R	ER	SO	BB	IBB	HBP	BLK	WP	HR	S	P	ERA	WHIP				
Mike Scott, R ERA: 4.65 Bill Dawley, R ERA: 2.03 Frank DiPino, L ERA: 3.66	(1, 1)	6.1	24	5	2	2	0	1	0	0	0	0	0	3	7	0.00	2.000				
(8, 1)	1.2	W	6	1	0	0	2	0	0	0	0	0	0	10	10	0.00	0.600				

Houston Astros @ Montreal Expos
Olympic Stadium, Montreal, QB
Sat Jul 07 1984, 7:05 PM EDT
Att: 25,136 - Unknown

AB 31
R 2
H 7
RBI 1
BB 2
SO 2
LOB 10



Batter	1	2	3	4	5	6	7	8	9	AB	R	H	RBI	BB	SO	LOB	TOP										
Eric Davis, R OBP: 0.235, SLG: 0.375 (1,8)										5	0	0	0	0	1	5	Cincinnati Reds @ Montreal Expos Olympic Stadium, Montreal, QB Thu Jul 12 1984, 7:05 PM EDT Att: 20,370 - Unknown livebaseballscorecards.com										
Tom Foley, L OBP: 0.340, SLG: 0.403 (1,6) (6,4)										4	0	0	0	1	1	2											
Dan Driessen, L OBP: 0.381, SLG: 0.411 (1,3)										4	0	2	0	0	0	1											
Dave Parker, L OBP: 0.321, SLG: 0.394 (1,9)										3	0	0	0	1	1	2											
Duane Walker, L OBP: 0.411, SLG: 0.560 (1,7) Cesar Cedeno, R OBP: 0.335, SLG: 0.460 (8, PH) (8,7)										2	0	0	0	1	0	1											
Skeeter Barnes, R Ted Power, R (1,5) (8,1)										2	1	0	0	1	0	2											
Ron Oester, S OBP: 0.267, SLG: 0.270 (1,4) Dave Concepcion, R OBP: 0.287, SLG: 0.309 (6,6)										2	0	2	0	0	0	0											
Brad Gulden, L OBP: 0.257, SLG: 0.327 (1,2)										4	0	2	0	0	2	2											
Joe Price, R OBP: 0.214, SLG: 0.192 (1,1) Brad Lesley, R OBP: 1.000, SLG: 1.000 (6,1) Wayne Krenchicki, L OBP: 0.315, SLG: 0.449 (6,5) Tony Perez, R OBP: 0.290, SLG: 0.350 (8, PH)										2	0	0	0	0	0	2											
Inning Stats	R: 0 E: 0 K: 0 S: 3	H: 0 LOB: 0 BB: 0 P: 3	R: 0 E: 0 K: 0 S: 3	H: 0 LOB: 0 BB: 0 P: 3	R: 0 E: 0 K: 1 S: 6	H: 1 LOB: 1 BB: 0 P: 6	R: 0 E: 0 K: 1 S: 6	H: 1 LOB: 1 BB: 0 P: 6	R: 1 E: 1 K: 2 S: 8	H: 1 LOB: 1 BB: 1 P: 12	R: 0 E: 0 K: 0 S: 3	H: 0 LOB: 2 BB: 2 P: 11	R: 0 E: 0 K: 0 S: 4	H: 1 LOB: 1 BB: 0 P: 4	R: 0 E: 0 K: 2 S: 8	H: 1 LOB: 2 BB: 1 P: 12		R: 0 E: 0 K: 1 S: 6	H: 1 LOB: 2 BB: 1 P: 10	1B: 3 2B: 3 3B: 0 HR: 0	SF: 0 SAC: 0 DP: 0 HBP: 0	WP: 0 PB: 0 SB: 1 CS: 0	PA: 38				
PITCHER	IP	WLS	BF	H	R	ER	SO	BB	IBB	HBP	BLK	WP	HR	S	P	ERA	WHIP										
Bryn Smith, R ERA: 2.88 (1,1)	7.1	W	30	5	1	1	4	3	0	0	0	0	0	35	47	1.23	1.091										
Gary Lucas, L ERA: 2.95 (8,1)	0.0		1	0	0	0	0	1	0	0	0	0	0	0	4	∞	∞										
Jeff Reardon, R ERA: 2.11 (8,1)	1.2	S	7	1	0	0	3	1	0	0	0	0	0	12	16	0.00	1.200										

Batter	1	2	3	4	5	6	7	8	9	AB	R	H	RBI	BB	SO	LOB	BOTTOM										
Tim Raines, S OBP: 0.407, SLG: 0.444 (1,8)										4	1	1	0	0	0	2	Cincinnati Reds @ Montreal Expos Olympic Stadium, Montreal, QB Thu Jul 12 1984, 7:05 PM EDT Att: 20,370 - Unknown livebaseballscorecards.com										
Pete Rose, S OBP: 0.347, SLG: 0.321 (1,3)										3	1	0	0	1	0	0											
Andre Dawson, R OBP: 0.285, SLG: 0.342 (1,9)										3	0	0	0	1	0	0											
Gary Carter, R OBP: 0.365, SLG: 0.516 (1,2)										4	1	2	3	0	0	0											
Tim Wallach, R OBP: 0.324, SLG: 0.443 (1,5)										3	0	0	0	0	0	2											
Jim Wehlford, R OBP: 0.317, SLG: 0.366 (1,7) Angel Salazar, R OBP: 0.168, SLG: 0.203 (7,6)										3	0	0	0	0	1	1											
Derrel Thomas, S OBP: 0.356, SLG: 0.351 (1,6) (7,7)										3	0	0	0	0	0	0											
Doug Flynn, R OBP: 0.295, SLG: 0.311 (1,4)										2	0	2	0	1	0	0											
Bryn Smith, R OBP: 0.200, SLG: 0.161 (1,1) Gary Lucas, L (8,1) Jeff Reardon, R (8,1)										2	0	0	0	0	1	2											
Inning Stats	R: 0 E: 0 K: 0 S: 3	H: 0 LOB: 0 BB: 0 P: 3	R: 0 E: 0 K: 0 S: 3	H: 0 LOB: 0 BB: 0 P: 3	R: 0 E: 0 K: 0 S: 4	H: 1 LOB: 1 BB: 0 P: 4	R: 1 E: 0 K: 0 S: 4	H: 1 LOB: 0 BB: 0 P: 4	R: 0 E: 0 K: 0 S: 3	H: 0 LOB: 0 BB: 0 P: 3	R: 0 E: 0 K: 0 S: 3	H: 0 LOB: 0 BB: 0 P: 3	R: 0 E: 0 K: 0 S: 3	H: 0 LOB: 0 BB: 0 P: 3	R: 0 E: 0 K: 0 S: 3	H: 0 LOB: 0 BB: 0 P: 3		1B: 3 2B: 0 3B: 1 HR: 1	SF: 0 SAC: 1 DP: 1 HBP: 0	WP: 0 PB: 0 SB: 0 CS: 0	PA: 31						
PITCHER	IP	WLS	BF	H	R	ER	SO	BB	IBB	HBP	BLK	WP	HR	S	P	ERA	WHIP										
Joe Price, L ERA: 4.81 (1,1)	5.0	L	22	4	3	3	2	3	0	0	0	0	1	23	35	5.40	1.400										
Brad Lesley, R ERA: 4.5 (6,1)	2.0		6	1	0	0	0	0	0	0	0	0	0	6	6	0.00	0.500										
Ted Power, R ERA: 3.34 (8,1)	1.0		3	0	0	0	0	0	0	0	0	0	0	3	3	0.00	0.000										

Batter	1	2	3	4	5	6	7	8	9	AB	R	H	RBI	BB	SO	LOB	TOP			
Gary Redus, R OBP: 0.358, SLG: 0.382 (1, 7)	F5	F8			K			FC1-6 WP 1B		4	0	1	0	0	1	1	Cincinnati Reds @ Montreal Expos Olympic Stadium, Montreal, QB Sat Jul 14 1984, 7:05 PM EDT Att: 35,147 - Unknown			
Eric Davis, R OBP: 0.237, SLG: 0.366 (1, 8)	K		F3		K			FC1-6 BB		3	0	0	0	1	2	0				
Dan Driessen, L OBP: 0.381, SLG: 0.430 (1, 3)	2B 1B		F3		F3			FC1-6		4	1	1	0	0	0	2				
Dave Parker, L OBP: 0.317, SLG: 0.391 (1, 9)	1-H 2B		F5		F8			1-3		4	0	1	1	0	0	2				
Dave Concepcion, R OBP: 0.289, SLG: 0.310 (1, 6)	F9			K	F4-3			F6-4-3 1B		4	0	1	0	0	1	1				
Tom Foley, L OBP: 0.335, SLG: 0.397 (1, 4)		F8		BB	F4-3			F6		3	0	0	0	1	0	1				
Nick Esasky, R OBP: 0.286, SLG: 0.357 (1, 5)		HR	F7		F9			F6-4-3		4	1	1	1	0	0	2				
Brad Gulden, L OBP: 0.259, SLG: 0.327 John Franco, L (7, 1)	3-1			K	F4-3					3	0	0	0	0	1	1				
Mario Soto, R OBP: 0.220, SLG: 0.340 Brad Lesley, R OBP: 0.300, SLG: 0.500 Dave Vangorder, R (7, 2)					F9			K		1	0	1	0	0	0	0				
Inning Stats	R: 1 E: 0 K: 1 S: 7	H: 2 LOB: 1 BB: 0 P: 7	R: 1 E: 0 K: 0 S: 5	H: 2 LOB: 1 BB: 0 P: 5	R: 0 E: 0 K: 0 S: 3	H: 0 LOB: 0 BB: 0 P: 3	R: 0 E: 0 K: 2 S: 7	H: 0 LOB: 0 BB: 0 P: 11	R: 0 E: 0 K: 2 S: 7	H: 0 LOB: 0 BB: 0 P: 7	R: 0 E: 0 K: 0 S: 3	H: 0 LOB: 0 BB: 0 P: 3	R: 0 E: 0 K: 1 S: 6	H: 1 LOB: 2 BB: 1 P: 10	R: 0 E: 0 K: 0 S: 3	H: 1 LOB: 0 BB: 0 P: 3		1B: 3 2B: 2 3B: 0 HR: 1	SF: 0 SAC: 0 DP: 1 HBP: 0	WP: 1 PB: 0 SB: 0 CS: 0
PITCHER Charlie Lea, R ERA: 2.85 (1, 1)	IP: 9.0 WLS: W BF: 34 H: 6 R: 2 ER: 2 SO: 6 BB: 2 IBB: 0 HBP: 0 BLK: 0 WP: 1 HR: 1 S: 44 P: 52 ERA: 2.00 WHIP: 0.889															PITCHER Charlie Lea, R ERA: 2.85 (1, 1)	IP: 9.0 WLS: W BF: 34 H: 6 R: 2 ER: 2 SO: 6 BB: 2 IBB: 0 HBP: 0 BLK: 0 WP: 1 HR: 1 S: 44 P: 52 ERA: 2.00 WHIP: 0.889			

Batter	1	2	3	4	5	6	7	8	9	AB	R	H	RBI	BB	SO	LOB	BOTTOM			
Tim Raines, S OBP: 0.405, SLG: 0.438 (1, 8)	4-3	S BB		S 1B		K		K		4	1	1	0	1	2	0	Cincinnati Reds @ Montreal Expos Olympic Stadium, Montreal, QB Sat Jul 14 1984, 7:05 PM EDT Att: 35,147 - Unknown			
Pete Rose, S OBP: 0.357, SLG: 0.330 Angel Salazar, R OBP: 0.167, SLG: 0.201 (6, FR) (7, 6)	1B	F8		FC1-6 1B		S 1B		F4		4	1	3	1	0	0	1				
Andre Dawson, R OBP: 0.284, SLG: 0.351 (1, 9)	1B 1-3 1B		6-3	FC1-6 BB 1B		F2				4	1	1	0	0	0	2				
Gary Carter, R OBP: 0.368, SLG: 0.513 (1, 2)	1B SF7 1B		HR BB	BB 1B		5-3				3	2	2	1	1	0	1				
Mike Stenhouse, L OBP: 0.352, SLG: 0.352 (7, 3)	2-3 3-H 1B		HR BB	1-2 1B				3-1		3	1	2	3	1	0	0				
Tim Wallach, R OBP: 0.325, SLG: 0.446 (1, 5)	SF7 1B		HR BB	FC6-4 BB				K		3	0	1	1	0	1	3				
Derrel Thomas, S OBP: 0.368, SLG: 0.400 (7, 7)	K		4-3 1B							4	0	1	0	0	2	2				
Doug Flynn, R OBP: 0.288, SLG: 0.299 (1, 4)		F9	F7		K			F4		4	0	0	0	0	1	2				
Charlie Lea, R OBP: 0.082, SLG: 0.063 (1, 1)		6-3		K	F9			5-3		4	0	0	0	0	1	0				
Inning Stats	R: 3 E: 0 K: 1 S: 9	H: 4 LOB: 1 BB: 0 P: 9	R: 0 E: 0 K: 0 S: 3	H: 0 LOB: 1 BB: 1 P: 7	R: 2 E: 0 K: 0 S: 5	H: 2 LOB: 1 BB: 1 P: 9	R: 1 E: 0 K: 1 S: 8	H: 3 LOB: 3 BB: 1 P: 12	R: 0 E: 0 K: 2 S: 7	H: 0 LOB: 0 BB: 0 P: 7	R: 0 E: 0 K: 1 S: 6	H: 1 LOB: 2 BB: 0 P: 6	R: 0 E: 0 K: 1 S: 6	H: 1 LOB: 1 BB: 0 P: 6	R: 0 E: 0 K: 1 S: 5	H: 0 LOB: 0 BB: 0 P: 5		1B: 10 2B: 0 3B: 0 HR: 1	SF: 1 SAC: 0 DP: 0 HBP: 0	WP: 0 PB: 0 SB: 3 CS: 0
PITCHER Mario Soto, R ERA: 3.31 Brad Lesley, R ERA: 3.12 John Franco, L ERA: 2.78 (1, 1) (4, 1) (7, 1)	IP: 3.1 WLS: L BF: 20 H: 8 R: 6 ER: 6 SO: 2 BB: 2 IBB: 0 HBP: 0 BLK: 0 WP: 0 HR: 1 S: 22 P: 30 ERA: 16.20 WHIP: 3.000															PITCHER Mario Soto, R ERA: 3.31 Brad Lesley, R ERA: 3.12 John Franco, L ERA: 2.78 (1, 1) (4, 1) (7, 1)	IP: 3.1 WLS: L BF: 20 H: 8 R: 6 ER: 6 SO: 2 BB: 2 IBB: 0 HBP: 0 BLK: 0 WP: 0 HR: 1 S: 22 P: 30 ERA: 16.20 WHIP: 3.000			

Batter	1	2	3	4	5	6	7	8	9	AB	R	H	RBI	BB	SO	LOB	TOP								
Gary Redus, R OBP: 0.360, SLG: 0.381 (1, 7)										3	1	1	0	1	0	0	Cincinnati Reds @ Montreal Expos Olympic Stadium, Montreal, QB Sun Jul 15 1984, 3:33 AM EDT Att: 27,135 - Unknown								
Eric Davis, R OBP: 0.236, SLG: 0.373 (1, 8)										5	0	1	0	0	0	3									
Dan Driessen, L OBP: 0.374, SLG: 0.423 (1, 3)										3	0	0	1	0	1	1									
Dave Parker, L OBP: 0.314, SLG: 0.386 (1, 9)										4	0	0	0	0	2	1									
Dave Concepcion, R OBP: 0.294, SLG: 0.315 (1, 6)										2	1	1	0	2	0	0									
Nick Esasky, R OBP: 0.291, SLG: 0.368 Wayne Krenchicki, L OBP: 0.309, SLG: 0.438 (1, 5) (7, 5)										3	1	2	1	0	1	1									
Tom Foley, L OBP: 0.345, SLG: 0.403 (1, 4)										3	0	2	1	1	0	1									
Dave Vangorder, R OBP: 0.200, SLG: 0.200 (1, 2)										4	0	1	0	0	1	4									
Jay Tibbs, R Ted Power, R (1, 1) (8, 1)										3	0	0	0	0	2	2									
										1	0	0	0	0	1	0									
Inning Stats	R: 1 E: 1 K: 1 S: 6	H: 1 LOB: 0 BB: 0 P: 6	R: 1 E: 0 K: 1 S: 7	H: 2 LOB: 1 BB: 0 P: 7	R: 0 E: 0 K: 0 S: 3	H: 0 LOB: 0 BB: 0 P: 3	R: 0 E: 0 K: 1 S: 6	H: 1 LOB: 2 BB: 1 P: 10	R: 0 E: 0 K: 0 S: 5	H: 0 LOB: 0 BB: 0 P: 5	R: 0 E: 0 K: 0 S: 3	H: 0 LOB: 0 BB: 0 P: 3	R: 1 E: 0 K: 0 S: 4	H: 3 LOB: 1 BB: 1 P: 8	R: 0 E: 0 K: 2 S: 8	H: 1 LOB: 2 BB: 1 P: 12	R: 0 E: 0 K: 2 S: 6	H: 0 LOB: 0 BB: 1 P: 10	1B: 5 2B: 3 3B: 0 HR: 0	SF: 1 SAC: 0 DP: 0 HBP: 0	WP: 1 PB: 0 SB: 0 CS: 2	PA: 37			
PITCHER	IP	WLS	BF	H	R	ER	SO	BB	IBB	HBP	BLK	WP	HR	S	P	ERA	WHIP								
Steve Rogers, R ERA: 5.46 (1, 1)	7.0	L	30	8	3	2	4	2	0	0	0	1	0	35	43	2.57	1.429								
Gary Lucas, L ERA: 2.97 (8, 1)	1.0		4	0	0	0	2	1	0	0	0	0	0	7	11	0.00	1.000								
Jeff Reardon, R ERA: 2.06 (9, 1)	1.0		3	0	0	0	2	1	0	0	0	0	0	6	10	0.00	1.000								

AB	32
R	3
H	8
RBI	3
BB	4
SO	8
LOB	15



Batter	1	2	3	4	5	6	7	8	9	AB	R	H	RBI	BB	SO	LOB	BOTTOM								
Tim Raines, S OBP: 0.406, SLG: 0.437 (1, 8)										3	1	1	0	1	0	1	Cincinnati Reds @ Montreal Expos Olympic Stadium, Montreal, QB Sun Jul 15 1984, 3:33 AM EDT Att: 27,135 - Unknown								
Pete Rose, S OBP: 0.551, SLG: 0.324 (1, 3)										4	0	0	0	0	0	3									
Andre Dawson, R OBP: 0.283, SLG: 0.349 (1, 9)										4	0	1	1	0	0	0									
Gary Carter, R OBP: 0.364, SLG: 0.506 (1, 2)										4	0	0	0	0	0	1									
Mike Stenhouse, L OBP: 0.357, SLG: 0.385 (1, 7)										3	1	1	1	1	1	0									
Tim Lincecum, R OBP: 0.321, SLG: 0.441 (1, 5)										4	0	0	0	0	0	1									
Derrel Thomas, S OBP: 0.374, SLG: 0.391 (1, 6)										2	0	0	0	2	0	0									
Doug Flynn, R OBP: 0.284, SLG: 0.294 Tony Scotti, S OBP: 0.305, SLG: 0.273 (1, 4) (9, PH)										3	0	0	0	0	0	1									
Steve Rogers, R OBP: 0.269, SLG: 0.333 Gary Lucas, L (8, 1)										1	0	1	0	1	0	0									
Miguel Dilone, S OBP: 0.328, SLG: 0.360 Jeff Reardon, R (9, 1)										0	0	0	0	0	0	0									
Jim Wothford, R OBP: 0.314, SLG: 0.362 (9, PH)										1	0	0	0	0	0	2									
Inning Stats	R: 0 E: 0 K: 0 S: 3	H: 0 LOB: 0 BB: 0 P: 3	R: 0 E: 0 K: 0 S: 3	H: 0 LOB: 0 BB: 0 P: 3	R: 0 E: 0 K: 0 S: 3	H: 0 LOB: 2 BB: 2 P: 11	R: 0 E: 0 K: 0 S: 3	H: 0 LOB: 1 BB: 1 P: 7	R: 0 E: 0 K: 0 S: 3	H: 0 LOB: 0 BB: 0 P: 3	R: 1 E: 0 K: 0 S: 4	H: 1 LOB: 0 BB: 0 P: 4	R: 1 E: 0 K: 0 S: 5	H: 2 LOB: 1 BB: 0 P: 5	R: 0 E: 0 K: 1 S: 5	H: 0 LOB: 2 BB: 2 P: 13	1B: 2 2B: 0 3B: 1 HR: 1	SF: 0 SAC: 0 DP: 1 HBP: 0	WP: 0 PB: 1 SB: 0 CS: 0	PA: 36					
PITCHER	IP	WLS	BF	H	R	ER	SO	BB	IBB	HBP	BLK	WP	HR	S	P	ERA	WHIP								
Jay Tibbs, R ERA: 2.35 (1, 1)	7.2		30	4	2	2	0	4	0	0	0	0	0	26	42	2.35	1.043								
Ted Power, R ERA: 3.29 (8, 1)	1.1	S	6	0	0	0	1	2	0	0	0	0	0	6	14	0.00	1.500								



Batter	1	2	3	4	5	6	7	8	9	AB	R	H	RBI	BB	SO	LOB	TOP				
Rafael Ramirez, R OBP: 0.322, SLG: 0.344 (1, 6)	F9		K		1-3			K		4	0	0	0	0	2	0	Atlanta Braves @ Montreal Expos Olympic Stadium, Montreal, QB Mon Jul 16 1984, 7:05 PM EDT Att: 22,207 - Unknown				
Jerry Royster, R OBP: 0.265, SLG: 0.333 (1, 4)	6-3		F4			HR		F4		4	1	1	1	0	0	0					
Claudell Washington, L OBP: 0.421, SLG: 0.547 (1, 9)					F4-3			F4-3		4	0	2	0	0	0	0					
Dale Murphy, R OBP: 0.358, SLG: 0.500 (1, 8)	K			1B	BB			K		3	0	0	0	1	3	2					
Terry Harper, R OBP: 0.194, SLG: 0.194 Gerald Perry, L (9, PH) OBP: 0.371, SLG: 0.349 (1, 7)		5-3			F8			F6		3	0	0	0	0	0	1					
Chris Chambliss, L OBP: 0.371, SLG: 0.404 (1, 3)		F8								0	0	0	0	1	0	0					
Randy Johnson, R OBP: 0.360, SLG: 0.421 Ken Oberkfell, L (9, PH) OBP: 0.341, SLG: 0.373 (1, 5)			FC6-4	BB				F4		2	0	0	0	1	1	2					
Bruce Benedict, R OBP: 0.290, SLG: 0.280 (1, 2)			FC6-4					F6		3	0	0	0	0	0	1					
Rick Camp, R OBP: 0.150, SLG: 0.105 Albert Hall, S (8, PH) OBP: 0.292, SLG: 0.291 Gene Garber, R OBP: 0.111, SLG: 0.111 (8, 1)								F3		2	0	0	0	0	2	0					
										1	0	0	0	0	0	0					
										0	0	0	0	0	0	0					
Inning Stats	R: 0 E: 0 K: 1 S: 6	H: 1 LOB: 1 BB: 0 P: 6	R: 0 E: 0 K: 0 S: 3	H: 0 LOB: 1 BB: 1 P: 7	R: 0 E: 0 K: 2 S: 7	H: 0 LOB: 0 BB: 0 P: 7	R: 0 E: 0 K: 1 S: 6	H: 1 LOB: 2 BB: 1 P: 10	R: 0 E: 0 K: 1 S: 5	H: 0 LOB: 0 BB: 0 P: 5	R: 1 E: 0 K: 1 S: 6	H: 1 LOB: 0 BB: 0 P: 6	R: 0 E: 0 K: 0 S: 3	H: 0 LOB: 0 BB: 0 P: 3	R: 0 E: 0 K: 1 S: 5	H: 1 LOB: 2 BB: 1 P: 12	1B: 2 2B: 1 3B: 0 HR: 1	SF: 0 SAC: 0 DP: 0 HBP: 0	WP: 0 PB: 0 SB: 0 CS: 0	PA: 34	
PITCHER	IP WLS BF H R ER SO BB IBB HBP BLK WP HR S P ERA WHIP	8.0 W 30 4 1 1 7 2 0 0 0 0 1 42 50 1.12 0.750	1.0 S 4 0 0 0 2 1 0 0 0 0 0 7 11 0.00 1.000																		

Batter	1	2	3	4	5	6	7	8	9	AB	R	H	RBI	BB	SO	LOB	BOTTOM				
Tim Raines, S OBP: 0.405, SLG: 0.438 (1, 8)	6-3		4-3					F9		4	1	1	1	0	0	1	Atlanta Braves @ Montreal Expos Olympic Stadium, Montreal, QB Mon Jul 16 1984, 7:05 PM EDT Att: 22,207 - Unknown				
Pete Rose, S OBP: 0.345, SLG: 0.319 Angel Salazar, R OBP: 0.167, SLG: 0.201 (1, 3)	5-3		F8		FC1-5			G3		4	0	0	0	0	0	3					
Andre Dawson, R OBP: 0.286, SLG: 0.355 (1, 9)	F9									0	0	0	0	0	0	0					
Gary Carter, R OBP: 0.360, SLG: 0.500 (1, 2)		5-3						L5		4	0	0	0	0	0	3					
Mike Stenhouse, L OBP: 0.353, SLG: 0.389 (8, 3)		F6						G3		4	0	1	1	0	0	0					
Tim Lincecum, R OBP: 0.323, SLG: 0.440 (1, 5)										3	0	1	0	1	2	1					
Derrel Thomas, S OBP: 0.382, SLG: 0.393 (8, 7)			SH1-4	1B				CS		2	1	1	0	1	1	1					
Doug Flynn, R OBP: 0.284, SLG: 0.295 (1, 4)										3	0	1	0	0	0	2					
Dan Schatzeder, L OBP: 0.385, SLG: 0.462 Bob James, R OBP: 0.286, SLG: 0.286 (1, 1)			SH1-4							2	0	1	0	0	1	2					
										0	0	0	0	0	0	0					
Inning Stats	R: 0 E: 0 K: 0 S: 3	H: 0 LOB: 0 BB: 0 P: 3	R: 0 E: 0 K: 1 S: 5	H: 0 LOB: 0 BB: 0 P: 5	R: 1 E: 0 K: 0 S: 4	H: 1 LOB: 1 BB: 1 P: 8	R: 1 E: 0 K: 2 S: 9	H: 2 LOB: 1 BB: 0 P: 9	R: 1 E: 0 K: 0 S: 6	H: 3 LOB: 2 BB: 0 P: 6	R: 0 E: 0 K: 1 S: 7	H: 2 LOB: 2 BB: 0 P: 7	R: 0 E: 0 K: 0 S: 3	H: 0 LOB: 0 BB: 0 P: 3	R: 0 E: 0 K: 0 S: 2	H: 0 LOB: 0 BB: 1 P: 6	1B: 5 2B: 3 3B: 0 HR: 0	SF: 0 SAC: 1 DP: 0 HBP: 0	WP: 0 PB: 0 SB: 1 CS: 1	PA: 34	
PITCHER	IP WLS BF H R ER SO BB IBB HBP BLK WP HR S P ERA WHIP	7.0 L 30 8 3 3 4 1 0 0 0 0 0 37 41 3.86 1.286	1.0 3 0 0 0 0 1 0 0 0 0 0 0 2 6 0.00 1.000																		



Batter	1	2	3	4	5	6	7	8	9	AB	R	H	RBI	BB	SO	LOB	TOP					
Rafael Ramirez, R OBP: 0.321, SLG: 0.343 (1, 6)	F7		F4-1					6-3		4	0	1	0	0	0	1						
Jerry Royster, R OBP: 0.276, SLG: 0.322 (1, 4)	6-3		F5			K			F6	4	0	0	0	0	1	2						
Claudell Washington, L OBP: 0.423, SLG: 0.550 (1, 9)			K			1-3				4	0	2	0	0	1	2						
Chris Chambliss, L OBP: 0.366, SLG: 0.398 (1, 3)	CS	K		3-1		F7			K	4	0	0	0	0	2	1						
Brad Komminsk, R OBP: 0.267, SLG: 0.314 Gerald Perry, L (9, PH) OBP: 0.370, SLG: 0.347 (9, PH)		F6		F2		K			K	3	0	0	0	0	1	0						
Terry Harper, R OBP: 0.198, SLG: 0.189 (1, 7)				1-3						2	0	0	0	1	0	0						
Ken Oberkfell, L OBP: 0.337, SLG: 0.369 (1, 5)						3-1			F4-3	3	0	0	0	0	0	1						
Bruce Benedict, R OBP: 0.285, SLG: 0.274 (1, 2)				6-3		F9			5-3	3	0	0	0	0	0	0						
Rick Mahler, R OBP: 0.382, SLG: 0.455 Dale Murphy, R (8, PH) OBP: 0.357, SLG: 0.499 Donnie Moore, L (8, 1)									F4-3	2	0	2	0	0	0	0						
										1	0	0	0	0	0	0						
										0	0	0	0	0	0	0						
Inning Stats	R: 0 E: 0 K: 0 S: 3	H: 1 LOB: 0 BB: 0 P: 3	R: 0 E: 0 K: 1 S: 5	H: 0 LOB: 1 BB: 1 P: 9	R: 0 E: 0 K: 1 S: 7	H: 2 LOB: 2 BB: 0 P: 7	R: 0 E: 0 K: 0 S: 3	H: 0 LOB: 0 BB: 0 P: 3	R: 0 E: 0 K: 1 S: 4	H: 1 LOB: 1 BB: 0 P: 4	R: 0 E: 0 K: 1 S: 5	H: 0 LOB: 0 BB: 0 P: 5	R: 0 E: 0 K: 1 S: 5	H: 0 LOB: 0 BB: 0 P: 5	R: 0 E: 0 K: 0 S: 3	H: 0 LOB: 0 BB: 0 P: 3	R: 0 E: 0 K: 2 S: 8	H: 1 LOB: 1 BB: 0 P: 8	1B: 3 2B: 2 3B: 0 HR: 0	SF: 0 SAC: 0 DP: 0 HBP: 0	WP: 0 PB: 0 SB: 0 CS: 1	PA: 33
PITCHER Bryn Smith, R ERA: 2.66 (1, 1)	IP: 9.0 WLS: W BF: 32 H: 5 R: 0 ER: 0 SO: 6 BB: 1 IBB: 0 HBP: 0 BLK: 0 WP: 0 HR: 0 S: 43 P: 47 ERA: 0.00 WHIP: 0.667															PITCHER						

Atlanta Braves @ Montreal Expos
Olympic Stadium, Montreal, QB
Tue Jul 17 1984, 7:05 PM EDT
Att: 27,293 - Unknown

AB 31
R 0
H 5
RBI 0
BB 1
SO 6
LOB 8



Batter	1	2	3	4	5	6	7	8	9	AB	R	H	RBI	BB	SO	LOB	BOTTOM			
Tim Raines, S OBP: 0.406, SLG: 0.436 (1, 8)	4-3		SF7			1B S				1	1	0	1	2	0	0				
Pete Rose, S OBP: 0.344, SLG: 0.314 Angel Salazar, R (8, 6)	4-3		K			1B BB			4-3	3	0	0	0	1	1	3				
Andre Dawson, R OBP: 0.286, SLG: 0.354 (1, 9)	F8					1B BB			6-3	4	0	1	0	0	1	0				
Gary Carter, R OBP: 0.361, SLG: 0.500 (1, 2)		F8		4-3		1B			L1-3	4	0	2	1	0	0	0				
Mike Stenhouse, L OBP: 0.350, SLG: 0.378 (1, 7)		F3				1B			L1-3	3	0	0	0	1	0	3				
Tim Lincecum, R OBP: 0.320, SLG: 0.436 (1, 5)		5-3				K				3	0	0	0	0	2	3				
Derrel Thomas, S OBP: 0.390, SLG: 0.402 (8, 7)						1B SF7			4-3	3	1	2	0	0	0	0				
Doug Flynn, R OBP: 0.285, SLG: 0.295 (1, 4)						1B SH1-4			F7	3	0	1	0	0	0	1				
Bryn Smith, R OBP: 0.189, SLG: 0.152 (1, 1)						1B SH1-4			F3	2	0	0	0	0	0	1				
									4-3	2	0	0	0	0	0	1				
Inning Stats	R: 0 E: 0 K: 0 S: 3	H: 0 LOB: 0 BB: 0 P: 3	R: 0 E: 0 K: 0 S: 3	H: 0 LOB: 0 BB: 0 P: 3	R: 1 E: 0 K: 1 S: 7	H: 2 LOB: 1 BB: 0 P: 7	R: 0 E: 0 K: 2 S: 7	H: 0 LOB: 1 BB: 1 P: 11	R: 0 E: 0 K: 0 S: 3	H: 0 LOB: 0 BB: 0 P: 3	R: 1 E: 0 K: 0 S: 6	H: 2 LOB: 2 BB: 2 P: 14	R: 0 E: 0 K: 0 S: 4	H: 1 LOB: 2 BB: 1 P: 8	R: 0 E: 0 K: 0 S: 3	H: 1 LOB: 0 BB: 0 P: 3	1B: 6 2B: 1 3B: 0 HR: 0	SF: 1 SAC: 1 DP: 1 HBP: 0	WP: 0 PB: 0 SB: 1 CS: 0	PA: 32
PITCHER Rick Mahler, R ERA: 2.31 Donnie Moore, R ERA: 2.13 (8, 1)	IP: 7.0 WLS: L BF: 29 H: 5 R: 2 ER: 2 SO: 4 BB: 4 IBB: 0 HBP: 0 BLK: 0 WP: 0 HR: 0 S: 33 P: 49 ERA: 2.57 WHIP: 1.286															PITCHER				

Atlanta Braves @ Montreal Expos
Olympic Stadium, Montreal, QB
Tue Jul 17 1984, 7:05 PM EDT
Att: 27,293 - Unknown


AB 26
R 2
H 6
RBI 2
BB 4
SO 4
LOB 11



Batter	1	2	3	4	5	6	7	8	9	10	AB	R	H	RBI	BB	SO	LOB	TOP					
Gerald Perry, L OBP: 0.368, SLG: 0.345 Albert Hall, S OBP: 0.232, SLG: 0.291	F7			L5			G3 1B		F4-3		4	1	1	0	0	0	0	4 1 1 0 0 0 0					
Rafael Ramirez, R OBP: 0.318, SLG: 0.339	F7			F8			G3		F3		4	0	0	0	0	0	0	4 0 0 0 0 0 1					
Claudell Washington, L OBP: 0.420, SLG: 0.545	F4-3			K						F4-3	4	0	1	1	0	1	0	4 0 1 1 0 1 0					
Chris Chambliss, L OBP: 0.362, SLG: 0.392		F4-3			F4				F7		4	0	0	0	0	0	0	4 0 0 0 0 0 0					
Dale Murphy, R OBP: 0.356, SLG: 0.501		F2			F4-3			F4-3 1B			4	2	2	0	0	0	0	4 2 2 0 0 0 0					
Ken Oberfell, L OBP: 0.336, SLG: 0.371		5-3			F8			F4-3 2B			4	0	1	0	0	0	1	4 0 1 0 0 0 1					
Alex Trevino, R OBP: 0.311, SLG: 0.364			F9			6-3				F9	4	0	1	1	0	0	1	4 0 1 1 0 0 1					
Jerry Royster, R OBP: 0.269, SLG: 0.314			F8			K		G1-6-3 1B			3	0	0	0	0	1	1	3 0 0 0 0 1 1					
Pascual Perez, R OBP: 0.105, SLG: 0.135 Rufino Linares, R OBP: 0.251, SLG: 0.455 Steve Bedrosian, R OBP: 0.167, SLG: 0.167			K			K			6-3		2	0	0	0	0	2	0	2 0 0 0 0 2 0					
											1	0	0	0	0	0	0	1 0 0 0 0 0 0					
											0	0	0	0	0	0	0	0 0 0 0 0 0 0					
Inning Stats	R: 0 E: 0 K: 0 S: 3	H: 0 LOB: 0 BB: 0 P: 3	R: 0 E: 0 K: 0 S: 3	H: 0 LOB: 0 BB: 0 P: 3	R: 0 E: 0 K: 1 S: 5	H: 0 LOB: 0 BB: 0 P: 5	R: 0 E: 0 K: 1 S: 5	H: 0 LOB: 0 BB: 0 P: 5	R: 0 E: 0 K: 2 S: 7	H: 0 LOB: 0 BB: 0 P: 7	R: 1 E: 0 K: 0 S: 4	H: 2 LOB: 0 BB: 0 P: 4	R: 1 E: 0 K: 0 S: 4	H: 2 LOB: 0 BB: 0 P: 4	R: 0 E: 0 K: 0 S: 3	H: 0 LOB: 0 BB: 0 P: 3	R: 1 E: 0 K: 0 S: 5	H: 2 LOB: 1 BB: 0 P: 5	1B: 4 2B: 2 3B: 0 HR: 0	SF: 0 SAC: 0 DP: 1 HBP: 0	WP: 0 PA: 34		
PITCHER Bill Gullickson, R ERA: 3.66	IP: 10.0 WLS: L BF: 34 H: 6 R: 3 ER: 3 SO: 4 BB: 0 IBB: 0 HBP: 0 BLK: 0 WP: 0 HR: 0 S: 42 P: 42 ERA: 2.70 WHIP: 0.600											PITCHER	IP: 10.0 WLS: L BF: 34 H: 6 R: 3 ER: 3 SO: 4 BB: 0 IBB: 0 HBP: 0 BLK: 0 WP: 0 HR: 0 S: 42 P: 42 ERA: 2.70 WHIP: 0.600										

Atlanta Braves @ Montreal Expos
Olympic Stadium, Montreal, QB
Wed Jul 18 1984, 7:05 PM EDT
Att. 25,711 - Unknown

AB 34
R 3
H 6
RBI 2
BB 0
SO 4
LOB 4



Batter	1	2	3	4	5	6	7	8	9	10	AB	R	H	RBI	BB	SO	LOB	BOTTOM					
Tim Raines, S OBP: 0.406, SLG: 0.434	F8		4-3							K	4	0	1	0	1	1	1	4 0 1 0 1 1 1					
Tony Scott, S OBP: 0.298, SLG: 0.265	4-3		1B		F8					K	5	0	1	0	0	2	5	5 0 1 0 0 2 5					
Andre Dawson, R OBP: 0.288, SLG: 0.352	HR		FC6-4 1B		F8			6-3		F3	4	1	1	0	1	0	3	4 1 1 0 1 0 3					
Gary Carter, R OBP: 0.360, SLG: 0.506	HR		FC6-4		5-3			F3		4-3	4	1	1	2	0	0	2	4 1 1 2 0 0 2					
Mike Stenhouse, L OBP: 0.339, SLG: 0.363	F8			G3		K		4-3			4	0	0	0	0	1	0	4 0 0 0 0 1 0					
Tim Wallach, R OBP: 0.320, SLG: 0.433		6-3			F8				F7		4	0	1	0	0	0	0	4 0 1 0 0 0 0					
Derrel Thomas, S OBP: 0.380, SLG: 0.389 Angel Salazar, R OBP: 0.166, SLG: 0.200	F8			4-3			G3		F8		3	0	0	0	0	0	1	3 0 0 0 0 0 1					
Doug Flynn, R OBP: 0.284, SLG: 0.299	F4-3			F5					K		4	0	1	0	0	1	1	4 0 1 0 0 1 1					
Bill Gullickson, R OBP: 0.122, SLG: 0.125 Pete Rose, S OBP: 0.346, SLG: 0.314 Miguel Dilone, S OBP: 0.328, SLG: 0.360			K		F4			5-3			3	0	0	0	0	1	1	3 0 0 0 0 1 1					
											0	0	0	0	1	0	0	0 0 0 0 1 0 0					
											0	0	0	0	0	0	0	0 0 0 0 0 0 0					
Inning Stats	R: 2 E: 0 K: 0 S: 4	H: 1 LOB: 0 BB: 1 P: 8	R: 0 E: 0 K: 0 S: 3	H: 0 LOB: 0 BB: 0 P: 3	R: 0 E: 0 K: 1 S: 7	H: 2 LOB: 2 BB: 0 P: 7	R: 0 E: 0 K: 0 S: 4	H: 1 LOB: 1 BB: 0 P: 4	R: 0 E: 0 K: 0 S: 4	H: 1 LOB: 1 BB: 0 P: 4	R: 0 E: 0 K: 1 S: 5	H: 0 LOB: 0 BB: 0 P: 5	R: 0 E: 0 K: 0 S: 3	H: 0 LOB: 0 BB: 0 P: 3	R: 0 E: 0 K: 1 S: 5	H: 0 LOB: 0 BB: 0 P: 5	R: 0 E: 0 K: 2 S: 7	H: 0 LOB: 2 BB: 1 P: 11	1B: 4 2B: 1 3B: 0 HR: 1	SF: 0 SAC: 0 DP: 0 HBP: 0	WP: 0 PA: 39		
PITCHER Pascual Perez, R ERA: 4.47 Steve Bedrosian, R ERA: 2.63	IP: 8.0 WLS: W BF: 32 H: 6 R: 2 ER: 2 SO: 3 BB: 2 IBB: 0 HBP: 0 BLK: 0 WP: 0 HR: 1 S: 36 P: 44 ERA: 2.25 WHIP: 1.000											PITCHER	IP: 8.0 WLS: W BF: 32 H: 6 R: 2 ER: 2 SO: 3 BB: 2 IBB: 0 HBP: 0 BLK: 0 WP: 0 HR: 1 S: 36 P: 44 ERA: 2.25 WHIP: 1.000										

Atlanta Braves @ Montreal Expos
Olympic Stadium, Montreal, QB
Wed Jul 18 1984, 7:05 PM EDT
Att. 25,711 - Unknown


AB 36
R 2
H 6
RBI 2
BB 3
SO 6
LOB 14



Batter	1	2	3	4	5	6	7	8	9	AB	R	H	RBI	BB	SO	LOB	TOP				
Miguel Dilone, S (1, 7) Gary Lucas, L (8, 1) Jeff Reardon, R (8, 1)	5-3		1-2 3-H 1B			K		1B 2B		4	0	2	2	0	1	0					
Pete Rose, S (1, 3) OBP: 0.345, SLG: 0.313	F3		F7			4-3		2-H 1B		4	0	1	0	0	0	2					
Tim Raines, S (1, 8) OBP: 0.401, SLG: 0.429	4-3		F7			4-3			F7	4	0	0	0	0	2						
Gary Carter, R (1, 2) Doug Flynn, R (9, PR) OBP: 0.359, SLG: 0.506 OBP: 0.294, SLG: 0.299		F7		F8			6-3			4	0	1	0	0	0						
Mike Stenhouse, L (1, 9) OBP: 0.328, SLG: 0.349	F3			3-1			4-3		F7	4	0	0	0	0	1						
Derrel Thomas, S (1, 5) OBP: 0.366, SLG: 0.374	5-3			4-3			1-3		4-3	4	0	0	0	0	1						
Mike Ramsey, S (1, 6) Tony Scott, S (8, PH) OBP: 0.152, SLG: 0.156 OBP: 0.310, SLG: 0.280			FC4 BB 1B			K		F7 PB 1B		2	1	1	0	0	1						
Bryan Little, S (1, 4) OBP: 0.331, SLG: 0.292			FC4 BB			F7		F7		2	0	0	0	1	0						
Charlie Lea, R (1, 1) Andre Dawson, R (8, PH) Angel Salazar, R (8, 6) OBP: 0.078, SLG: 0.060 OBP: 0.287, SLG: 0.351 OBP: 0.166, SLG: 0.200			FC4 F7 1B			K		F7		2	0	0	0	0	1						
Inning Stats	R: 0 E: 0 K: 0 S: 3	H: 0 LOB: 0 BB: 0 P: 3	R: 0 E: 0 K: 0 S: 3	H: 0 LOB: 0 BB: 0 P: 3	R: 1 E: 0 K: 0 S: 5	H: 2 LOB: 2 BB: 1 P: 9	R: 0 E: 0 K: 0 S: 3	H: 0 LOB: 0 BB: 0 P: 3	R: 0 E: 0 K: 1 S: 7	H: 0 LOB: 0 BB: 0 P: 7	R: 0 E: 0 K: 0 S: 3	H: 0 LOB: 0 BB: 0 P: 3	R: 0 E: 0 K: 0 S: 3	R: 1 E: 0 K: 0 S: 5	H: 3 LOB: 2 BB: 0 P: 5	R: 0 E: 0 K: 0 S: 4	H: 1 LOB: 1 BB: 0 P: 4	1B: 4 2B: 2 3B: 0 HR: 0	SF: 0 SAC: 0 DP: 0 HBP: 0	WP: 0 PB: 1 SB: 1 CS: 0	PA: 33
PITCHER Michael LaCoss, R (1, 1) ERA: 2.44	IP: 9.0 WLS: W BF: 33 H: 6 R: 2 ER: 2 SO: 3 BB: 1 IBB: 0 HBP: 0 BLK: 0 WP: 0 HR: 0 S: 38 P: 42 ERA: 2.00 WHIP: 0.778											PITCHER	IP: 9.0 WLS: W BF: 33 H: 6 R: 2 ER: 2 SO: 3 BB: 1 IBB: 0 HBP: 0 BLK: 0 WP: 0 HR: 0 S: 38 P: 42 ERA: 2.00 WHIP: 0.778								

Montreal Expos @ Houston Astros
Astrodome, Houston, TX
Thu Jul 19 1984, 8:05 PM EDT
Att: 11,296 - Unknown


AB	32
R	2
H	6
RBI	2
BB	1
SO	3
LOB	10



Batter	1	2	3	4	5	6	7	8	9	AB	R	H	RBI	BB	SO	LOB	BOTTOM	
Bill Doran, S (1, 4) OBP: 0.339, SLG: 0.339	F5		F8			E3		F7		4	0	0	0	0	0			
Craig Reynolds, L (1, 6) OBP: 0.283, SLG: 0.376	F9			F3		4-3		1B BB		3	1	0	0	1	0			
Denny Walling, L (1, 5) OBP: 0.304, SLG: 0.348	3-1			5-3		1B SF7 1B		6-3		4	1	1	0	0	1			
Jose Cruz, L (1, 7) OBP: 0.376, SLG: 0.445		F3 2B				4-6 SF7 1B		1B BB		3	0	3	0	1	0			
Jerry Mumphy, S (1, 8) OBP: 0.347, SLG: 0.390		F3		FC5-4 BB		SF7		1-2 2-H 1B		2	0	1	2	1	0			
Enos Cabell, R (1, 3) OBP: 0.331, SLG: 0.390		6-3		FC5-4		4-6		5-3		4	0	0	0	0	6			
Terry Puhl, L (1, 9) OBP: 0.383, SLG: 0.420		F2								3	0	0	0	0	1			
Mark Bailey, S (1, 2) OBP: 0.303, SLG: 0.363			F3			SH3-4 E BB		F6		2	1	0	0	1	0			
Michael LaCoss, R (1, 1) OBP: 0.125, SLG: 0.200			K			SH3-4		K		2	0	0	0	2	0			
Inning Stats	R: 0 E: 0 K: 0 S: 3	H: 1 LOB: 1 BB: 0 P: 4	R: 0 E: 0 K: 1 S: 5	H: 0 LOB: 0 BB: 0 P: 5	R: 0 E: 0 K: 0 S: 4	H: 1 LOB: 2 BB: 1 P: 8	R: 1 E: 1 K: 0 S: 4	H: 0 LOB: 1 BB: 1 P: 8	R: 1 E: 0 K: 0 S: 4	H: 2 LOB: 0 BB: 0 P: 4	R: 0 E: 0 K: 1 S: 5	H: 0 LOB: 0 BB: 0 P: 5	R: 1 E: 0 K: 0 S: 4	H: 1 LOB: 2 BB: 2 P: 12	1B: 3 2B: 3 3B: 0 HR: 0	SF: 1 SAC: 1 DP: 1 HBP: 0	WP: 0 PB: 0 SB: 1 CS: 0	PA: 33
PITCHER Charlie Lea, R (1, 1) ERA: 2.78 Gary Lucas, L (8, 1) ERA: 3.05 Jeff Reardon, R (8, 1) ERA: 2.05	IP: 7.0 WLS: L BF: 27 H: 4 R: 2 ER: 1 SO: 2 BB: 2 IBB: 0 HBP: 0 BLK: 0 WP: 0 HR: 0 S: 29 P: 37 ERA: 1.29 WHIP: 0.857											PITCHER	IP: 0.2 WLS: L BF: 5 H: 1 R: 1 ER: 1 SO: 0 BB: 2 IBB: 0 HBP: 0 BLK: 0 WP: 0 HR: 0 S: 3 P: 11 ERA: 13.50 WHIP: 4.500					

Montreal Expos @ Houston Astros
Astrodome, Houston, TX
Thu Jul 19 1984, 8:05 PM EDT
Att: 11,296 - Unknown

AB	27
R	3
H	5
RBI	2
BB	4
SO	2
LOB	10



Batter	1	2	3	4	5	6	7	8	9	AB	R	H	RBI	BB	SO	LOB	TOP
Tim Raines, S OBP: 0.397, SLG: 0.423 (1, 8)										5	0	0	0	0	1	3	
Derrel Thomas, S OBP: 0.368, SLG: 0.375 (1, 6)										5	1	2	0	0	1	0	
Andre Dawson, R OBP: 0.292, SLG: 0.366 (1, 9)										5	1	3	2	0	1	1	
Gary Carter, R OBP: 0.360, SLG: 0.513 (1, 3)										5	1	2	1	0	0	2	
Tim Wallach, R OBP: 0.315, SLG: 0.427 (1, 5)										5	0	0	0	0	1	2	
Jim Wothford, R OBP: 0.321, SLG: 0.367 (1, 7)										4	1	2	0	0	1	0	
Doug Flynn, R OBP: 0.288, SLG: 0.303 (1, 4)										4	0	2	0	0	0	1	
Bobby Ramos, R OBP: 0.246, SLG: 0.196 (1, 2)										3	0	1	0	1	0	1	
Steve Rogers, R OBP: 0.259, SLG: 0.320 (1, 1)										1	0	0	0	0	1	2	
Tony Scotti, S OBP: 0.296, SLG: 0.325 (4, 1)										1	0	0	0	0	0	1	
Andy McGaffigan, R OBP: 0.344, SLG: 0.512 (6, PH)										0	0	0	0	0	0	0	
Pete Rose, S OBP: 0.355, SLG: 0.422 (6, PH)										1	0	0	1	0	0	2	
Dan Schatzeder, L OBP: 0.333, SLG: 0.349 (6, PH)										0	0	0	0	0	0	0	
Mike Stenhouse, L OBP: 0.333, SLG: 0.349 (6, PH)										0	0	0	0	0	0	0	
Bob James, R OBP: 0.286, SLG: 0.286 (8, 1)										0	0	0	0	0	0	0	
Inning Stats	R: 0 E: 0 K: 0 S: 4	H: 1 LOB: 1 BB: 0 P: 4	R: 0 E: 0 K: 1 S: 7	H: 2 LOB: 2 BB: 0 P: 7	R: 0 E: 0 K: 1 S: 7	H: 1 LOB: 1 BB: 0 P: 4	R: 0 E: 0 K: 0 S: 6	H: 1 LOB: 1 BB: 0 P: 6	R: 2 E: 0 K: 2 S: 9	H: 2 LOB: 0 BB: 0 P: 9	R: 0 E: 0 K: 1 S: 5	H: 0 LOB: 1 BB: 1 P: 9	R: 1 E: 0 K: 0 S: 4	H: 1 LOB: 0 BB: 0 P: 4	1B: 10 2B: 0 3B: 0 HR: 2	SF: 0 SAC: 0 DP: 0 HBP: 0	WP: 0 PA: 41 PB: 0 SB: 0 CS: 0
PITCHER	IP WLS BF H R ER SO BB IBB HBP BLK WP HR S P ERA WHIP																
Bob Knepper, L ERA: 2.6 (1, 1)	6.0 W 30 11 3 3 3 1 0 0 0 0 1 35 39 4.50 2.000																
Bill Dawley, R ERA: 1.66 (7, 1)	3.0 S 11 1 1 1 3 1 0 0 0 0 0 1 16 20 3.00 0.667																

Montreal Expos @ Houston Astros
Astrodome, Houston, TX
Fri Jul 20 1984, 8:05 PM EDT
Att: 14,709 - Unknown

AB	39
R	4
H	12
RBI	4
BB	2
SO	6
LOB	15



Batter	1	2	3	4	5	6	7	8	9	AB	R	H	RBI	BB	SO	LOB	BOTTOM		
Bill Doran, S OBP: 0.343, SLG: 0.347 (1, 4)										5	1	3	0	0	0	2			
Craig Reynolds, L OBP: 0.282, SLG: 0.379 (1, 6)										5	1	1	1	0	1	2			
Denny Walling, L OBP: 0.302, SLG: 0.345 (1, 5)										4	1	1	1	0	1	1			
Jose Cruz, L OBP: 0.377, SLG: 0.444 (1, 7)										3	2	1	0	1	1	0			
Jerry Mumphrey, S OBP: 0.351, SLG: 0.390 (1, 8)										2	1	1	0	2	1	0			
Enos Cabell, R OBP: 0.330, SLG: 0.388 (1, 3)										4	0	1	2	0	1	3			
Terry Puhl, L OBP: 0.361, SLG: 0.417 (1, 9)										4	1	1	2	0	0	3			
Mark Bailey, S OBP: 0.303, SLG: 0.357 (1, 2)										3	0	0	0	1	2	4			
Bob Knepper, L OBP: 0.220, SLG: 0.222 (1, 1)										2	0	0	0	1	2	1			
Bill Dawley, R OBP: 0.250, SLG: 0.750 (7, 1)										1	1	1	1	0	0	0			
Inning Stats	R: 4 E: 0 K: 1 S: 8	H: 3 LOB: 1 BB: 2 P: 16	R: 0 E: 0 K: 0 S: 2	H: 0 LOB: 1 BB: 1 P: 6	R: 1 E: 0 K: 0 S: 5	H: 2 LOB: 2 BB: 1 P: 9	R: 0 E: 0 K: 2 S: 8	H: 1 LOB: 0 BB: 0 P: 8	R: 0 E: 0 K: 3 S: 9	H: 0 LOB: 0 BB: 0 P: 9	R: 0 E: 0 K: 1 S: 5	H: 0 LOB: 1 BB: 1 P: 9	R: 0 E: 0 K: 1 S: 5	H: 0 LOB: 0 BB: 0 P: 5	R: 3 E: 1 K: 1 S: 9	H: 4 LOB: 1 BB: 0 P: 9	1B: 7 2B: 1 3B: 2 HR: 0	SF: 0 SAC: 0 DP: 1 HBP: 0	WP: 2 PA: 38 PB: 0 SB: 4 CS: 0
PITCHER	IP WLS BF H R ER SO BB IBB HBP BLK WP HR S P ERA WHIP																		
Steve Rogers, R ERA: 5.79 (1, 1)	3.0 L 17 5 5 5 1 4 0 0 0 0 0 0 15 31 15.00 3.000																		
Andy McGaffigan, R ERA: 2.49 (4, 1)	2.0 7 1 0 0 5 0 0 0 0 0 0 0 17 17 0.00 0.500																		
Dan Schatzeder, L ERA: 2.17 (6, 1)	2.0 7 0 0 0 2 1 0 0 0 0 0 0 10 14 0.00 0.500																		
Bob James, R ERA: 3.91 (8, 1)	1.0 7 4 3 3 1 0 0 0 0 1 1 0 9 9 27.00 4.000																		

Montreal Expos @ Houston Astros
Astrodome, Houston, TX
Fri Jul 20 1984, 8:05 PM EDT
Att: 14,709 - Unknown

AB	33
R	8
H	10
RBI	7
BB	5
SO	9
LOB	16



Batter	1	2	3	4	5	6	7	8	9	AB	R	H	RBI	BB	SO	LOB	TOP				
Tim Raines, S OBP: 0.394, SLG: 0.425 (1, 8)	F9		4-3			SF8 3B	6-3		F3	5	1	1	0	0	0	0					
Pete Rose, S OBP: 0.345, SLG: 0.311 (1, 3)	4-3					1-3	3-1			4	0	1	0	1	0	1					
Andre Dawson, R OBP: 0.290, SLG: 0.364 (1, 9)			1B			SF8	K		F8	4	0	1	1	0	2	2					
Gary Carter, R OBP: 0.358, SLG: 0.516 (1, 2)	K					3H				4	1	1	0	0	1	1					
Mike Stenhouse, L OBP: 0.341, SLG: 0.352 Tony Scott, S OBP: 0.317, SLG: 0.288 (6, PR) (6, 7)			F9			2B 3B				2	0	1	0	0	0	0					
Tim Lincecum, R OBP: 0.317, SLG: 0.434 (1, 5)						2B 1B HBP				1	1	1	0	0	0	0					
Derrel Thomas, S Angel Salazar, R OBP: 0.166, SLG: 0.200 (9, 6)						1B 2B				4	1	2	1	0	0	2					
Doug Flynn, R OBP: 0.288, SLG: 0.302 (1, 4)						1B 2B				4	0	2	2	0	1	1					
David Palmer, R OBP: 0.083, SLG: 0.208 Bob James, R OBP: 0.250, SLG: 0.250 (7, 1)						1B 2B				0	0	0	0	0	0	0					
Doug Flynn, R OBP: 0.288, SLG: 0.302 (1, 4)						1B 2B				4	0	1	0	0	0	3					
David Palmer, R OBP: 0.083, SLG: 0.208 Bob James, R OBP: 0.250, SLG: 0.250 (7, 1)						1B 2B				3	0	0	0	0	2	2					
Inning Stats	R: 0 E: 0 K: 1 S: 6	H: 1 LOB: 1 BB: 0 P: 6	R: 0 E: 0 K: 0 S: 4	H: 1 LOB: 1 BB: 0 P: 4	R: 0 E: 0 K: 2 S: 8	H: 1 LOB: 0 BB: 0 P: 3	R: 0 E: 0 K: 0 S: 7	H: 0 LOB: 0 BB: 0 P: 7	R: 4 E: 0 K: 0 S: 8	H: 5 LOB: 2 BB: 0 P: 9	R: 0 E: 0 K: 1 S: 5	H: 0 LOB: 0 BB: 0 P: 5	R: 0 E: 0 K: 0 S: 5	H: 2 LOB: 2 BB: 0 P: 5	R: 0 E: 0 K: 1 S: 5	H: 0 LOB: 1 BB: 1 P: 9	1B: 7 2B: 2 3B: 2 HR: 0	SF: 1 SAC: 0 DP: 1 HBP: 1	WP: 0 PB: 0 SB: 0 CS: 0	PA: 39	
PITCHER	IP	WLS	BF	H	R	ER	SO	BB	IBB	HBP	BLK	WP	HR	S	P	ERA	WHIP				
Mike Scott, R ERA: 4.96 (1, 1)	5.2	L	24	7	4	4	5	0	0	1	0	0	0	33	34	6.35	1.235				
Vern Rühle, R ERA: 4.49 (6, 1)	1.1		6	2	0	0	1	0	0	0	0	0	0	8	8	0.00	1.500				
Julio Solano, R ERA: 1.69 (8, 1)	2.0		9	2	0	0	1	1	0	0	0	0	0	10	14	0.00	1.500				

Montreal Expos @ Houston Astros
Astrodome, Houston, TX
Sat Jul 21 1984, 8:05 PM EDT
Att: 22,347 - Unknown

AB	36
R	4
H	11
RBI	4
BB	1
SO	7
LOB	12



Batter	1	2	3	4	5	6	7	8	9	AB	R	H	RBI	BB	SO	LOB	BOTTOM				
Bill Doran, S OBP: 0.338, SLG: 0.341 (1, 4)	F7		K				6-3		6-3	5	0	0	0	0	1	3					
Craig Reynolds, L OBP: 0.294, SLG: 0.379 (1, 6)	3-1								F7	3	0	1	0	1	0	1					
Denny Walling, L OBP: 0.308, SLG: 0.358 (1, 5)										4	0	2	0	0	1	3					
Jose Cruz, L OBP: 0.376, SLG: 0.442 (1, 7)	6-3									4	1	1	0	0	0	3					
Jerry Mumphrey, S OBP: 0.350, SLG: 0.389 (1, 8)										4	0	1	0	0	2	2					
Enos Cabell, R OBP: 0.328, SLG: 0.386 (1, 3)	5-3									4	0	1	1	0	0	2					
Terry Puhl, L OBP: 0.383, SLG: 0.418 (1, 9)	F3-4-1									4	1	2	0	0	0	2					
Mark Bailey, S OBP: 0.306, SLG: 0.360 (1, 2)										4	0	2	0	0	0	1					
Mike Scott, R OBP: 0.188, SLG: 0.194 (1, 1)										1	0	0	0	0	0	0					
Vern Rühle, R OBP: 0.214, SLG: 0.083 (7, PH)										0	0	0	0	0	0	0					
Kevin Bass, S OBP: 0.262, SLG: 0.315 (7, PH)										1	0	0	1	0	0	1					
Julio Solano, R (8, 1)										0	0	0	0	0	0	0					
Phil Garner, R OBP: 0.320, SLG: 0.316 (9, PH)										1	0	0	0	0	0	1					
Inning Stats	R: 0 E: 0 K: 0 S: 4	H: 1 LOB: 0 BB: 0 P: 4	R: 0 E: 0 K: 0 S: 3	H: 0 LOB: 0 BB: 0 P: 3	R: 0 E: 0 K: 1 S: 5	H: 0 LOB: 0 BB: 0 P: 5	R: 1 E: 0 K: 1 S: 8	H: 3 LOB: 2 BB: 0 P: 8	R: 0 E: 0 K: 0 S: 4	H: 1 LOB: 2 BB: 1 P: 8	R: 0 E: 0 K: 1 S: 5	H: 1 LOB: 1 BB: 0 P: 5	R: 0 E: 0 K: 1 S: 6	H: 1 LOB: 1 BB: 0 P: 6	R: 0 E: 0 K: 0 S: 4	H: 1 LOB: 1 BB: 0 P: 4	1B: 9 2B: 1 3B: 0 HR: 0	SF: 0 SAC: 1 DP: 1 HBP: 0	WP: 0 PB: 0 SB: 0 CS: 0	PA: 37	
PITCHER	IP	WLS	BF	H	R	ER	SO	BB	IBB	HBP	BLK	WP	HR	S	P	ERA	WHIP				
David Palmer, R ERA: 4.05 (1, 1)	6.0	W	26	8	2	2	3	1	0	0	0	0	0	31	35	3.00	1.500				
Bob James, R ERA: 3.69 (7, 1)	3.0	S	11	2	0	0	1	0	0	0	0	0	0	13	13	0.00	0.667				

Montreal Expos @ Houston Astros
Astrodome, Houston, TX
Sat Jul 21 1984, 8:05 PM EDT
Att: 22,347 - Unknown

AB	35
R	2
H	10
RBI	2
BB	1
SO	4
LOB	19



Batter	1	2	3	4	5	6	7	8	9	AB	R	H	RBI	BB	SO	LOB	TOP					
Tim Raines, S (1.8) OBP: 0.393, SLG: 0.422	4-3			K		4-3		S BB		3	0	0	0	1	1	0						
Pete Rose, S (1.3) OBP: 0.341, SLG: 0.307	G1-5-3			4-3		4-3		F3		3	0	0	0	0	0	0						
Dan Schatzeder, L (6.1) OBP: 0.385, SLG: 0.462				4-3		4-3				0	0	0	0	0	0	0						
Steve Rogers, R (7.1) OBP: 0.259, SLG: 0.320				4-3		4-3				0	0	0	0	0	0	0						
Jim Wohlford, R (8. PH) OBP: 0.318, SLG: 0.364				4-3		4-3		1-2		1	0	0	0	0	0	2						
Jeff Reardon, R (8.1) OBP: 0.318, SLG: 0.364				4-3		4-3				0	0	0	0	0	0	0						
Andre Dawson, R (1.9) OBP: 0.287, SLG: 0.359	K			6-3				F7		4	0	0	0	0	1	0						
Gary Carter, R (1.2) OBP: 0.357, SLG: 0.521								F8		4	1	1	1	0	0	0						
Tim Wallach, R (1.5) OBP: 0.316, SLG: 0.431				K		F3		HR		4	0	1	0	0	2	0						
Tony Scott, S (1.7) OBP: 0.317, SLG: 0.278				F3		4-3 BB		1B		2	0	0	0	1	1	1						
Derrel Thomas, S (1.6) OBP: 0.379, SLG: 0.387						4-3				3	0	2	0	0	0	1						
Doug Flynn, R (1.4) OBP: 0.288, SLG: 0.303				F4-3		F6-3		G4-6-3 1B		3	0	1	0	0	0	1						
Angel Salazar, R (8.6) OBP: 0.166, SLG: 0.200										0	0	0	0	0	0	0						
Bryn Smith, R (1.1) OBP: 0.184, SLG: 0.147				F7				G4-6-3 1B		1	0	0	0	0	0	0						
Andy McGaffigan, R (3.1) OBP: 0.331, SLG: 0.370										0	0	0	0	0	0	0						
Miguel Dilone, S (6. PH) OBP: 0.311, SLG: 0.370										1	0	0	0	0	0	0						
Bobby Ramos, R (6.2) OBP: 0.241, SLG: 0.192								F3		1	0	0	0	0	0	2						
Inning Stats	R: 0 E: 0 K: 1 S: 5	H: 0 LOB: 0 BB: 0 P: 5	R: 0 E: 0 K: 1 S: 5	H: 0 LOB: 0 BB: 0 P: 5	R: 0 E: 0 K: 0 S: 3	H: 1 LOB: 0 BB: 0 P: 3	R: 0 E: 0 K: 1 S: 5	H: 0 LOB: 0 BB: 0 P: 5	R: 1 E: 0 K: 0 S: 4	H: 1 LOB: 1 BB: 1 P: 8	R: 0 E: 0 K: 0 S: 3	H: 0 LOB: 0 BB: 0 P: 3	R: 0 E: 0 K: 1 S: 6	H: 1 LOB: 1 BB: 0 P: 6	R: 0 E: 0 K: 0 S: 4	H: 2 LOB: 2 BB: 1 P: 8	R: 0 E: 0 K: 1 S: 5	H: 0 LOB: 0 BB: 0 P: 5	1B: 4 2B: 0 3B: 0 HR: 1	SF: 0 SAC: 0 DP: 1 HBP: 0	WP: 0 PB: 0 SB: 1 CS: 0	PA: 32
PITCHER Joe Niekro, R (1.1) ERA: 2.75	IP: 9.0 WLS: W BF: 32	H: 5 R: 1 ER: 1 SO: 5	BB: 2 IBB: 0 HBP: 0 BLK: 0	WP: 0 HR: 1 S: 40 P: 48	ERA: 1.00 WHIP: 0.778																	

Montreal Expos @ Houston Astros
Astrodome, Houston, TX
Sun Jul 22 1984, 8:05 PM EDT
Att: 15,112 - Unknown

AB	30
R	1
H	5
RBI	1
BB	2
SO	5
LOB	7



Batter	1	2	3	4	5	6	7	8	9	AB	R	H	RBI	BB	SO	LOB	BOTTOM			
Bill Doran, S (1.4) OBP: 0.337, SLG: 0.338	F9 BLK FC BB	F3	K			F3				3	1	0	0	1	1	3				
Craig Reynolds, L (1.6) OBP: 0.284, SLG: 0.377	F9 1-3		S E 1B	K		F8				4	1	1	0	0	1	1				
Denny Walling, L (1.5) OBP: 0.307, SLG: 0.355	FC CS		E2 1B	F4-3		F3				4	1	1	2	0	0	0				
Jose Cruz, L (1.7) OBP: 0.377, SLG: 0.442	E 1B		S 1B	K		F3				4	1	2	1	0	1	0				
Jerry Mumphrey, S (1.8) OBP: 0.354, SLG: 0.391	E3 1B		1B 1B			F7				3	2	2	0	1	0	0				
Ray Knight, R (1.3) OBP: 0.258, SLG: 0.286	5-3		1B BB			6-3				4	0	1	1	0	0	3				
Terry Puhl, L (1.9) OBP: 0.369, SLG: 0.421			F3 1B			F7				3	0	2	0	1	0	0				
Alan Ashby, S (1.2) OBP: 0.296, SLG: 0.295	F3		F6			SF7		F9		3	0	0	1	0	0	3				
Joe Niekro, R (1.1) OBP: 0.173, SLG: 0.157	F9		F9 1B			K		F8		4	0	1	1	0	1	2				
Inning Stats	R: 1 E: 1 K: 0 S: 5	H: 2 LOB: 2 BB: 1 P: 9	R: 0 E: 0 K: 0 S: 4	H: 1 LOB: 1 BB: 0 P: 4	R: 4 E: 1 K: 1 S: 9	H: 5 LOB: 2 BB: 2 P: 17	R: 0 E: 0 K: 2 S: 7	H: 0 LOB: 0 BB: 0 P: 7	R: 1 E: 0 K: 1 S: 7	H: 2 LOB: 1 BB: 0 P: 7	R: 0 E: 0 K: 0 S: 3	H: 0 LOB: 0 BB: 0 P: 3	R: 0 E: 0 K: 0 S: 3	H: 0 LOB: 0 BB: 0 P: 3	R: 0 E: 0 K: 0 S: 3	H: 0 LOB: 0 BB: 0 P: 3	1B: 10 2B: 0 3B: 0 HR: 0	SF: 1 SAC: 0 DP: 0 HBP: 0	WP: 0 PB: 0 SB: 2 CS: 1	PA: 36
PITCHER Bryn Smith, R (1.1) ERA: 2.98	IP: 2.1 WLS: L BF: 15	H: 7 R: 5 ER: 5 SO: 0	BB: 2 IBB: 0 HBP: 0 BLK: 0	WP: 0 HR: 0 S: 13 P: 21	ERA: 19.29 WHIP: 3.857															
Andy McGaffigan, R (3.1) ERA: 2.54	IP: 2.2 WLS: L BF: 12	H: 3 R: 1 ER: 1 SO: 4	BB: 1 IBB: 0 HBP: 0 BLK: 0	WP: 0 HR: 0 S: 19 P: 23	ERA: 3.38 WHIP: 1.500															
Dan Schatzeder, L (6.1) ERA: 2.13	IP: 1.0 WLS: L BF: 3	H: 0 R: 0 ER: 0 SO: 0	BB: 0 IBB: 0 HBP: 0 BLK: 0	WP: 0 HR: 0 S: 3 P: 3	ERA: 0.00 WHIP: 0.000															
Steve Rogers, R (7.1) ERA: 5.73	IP: 1.0 WLS: L BF: 3	H: 0 R: 0 ER: 0 SO: 0	BB: 0 IBB: 0 HBP: 0 BLK: 0	WP: 0 HR: 0 S: 3 P: 3	ERA: 0.00 WHIP: 0.000															
Jeff Reardon, R (8.1) ERA: 2.01	IP: 1.0 WLS: L BF: 3	H: 0 R: 0 ER: 0 SO: 0	BB: 0 IBB: 0 HBP: 0 BLK: 0	WP: 0 HR: 0 S: 3 P: 3	ERA: 0.00 WHIP: 0.000															

Montreal Expos @ Houston Astros
Astrodome, Houston, TX
Sun Jul 22 1984, 8:05 PM EDT
Att: 15,112 - Unknown


AB	32
R	6
H	10
RBI	6
BB	3
SO	4
LOB	12



Batter	1	2	3	4	5	6	7	8	9	10	11	AB	R	H	RBI	BB	SO	LOB	TOP													
Marvell Wynne, L OBP: 0.322, SLG: 0.354 (1, 8)												6	1	2	1	0	2	4														
Lee Mazzilli, S OBP: 0.345, SLG: 0.348 Lee Lacy, R OBP: 0.333, SLG: 0.426 (1, 7) (8, 7)												4	0	1	0	0	0	3														
Bill Madlock, R OBP: 0.306, SLG: 0.332 (1, 5)												6	1	2	2	0	0	1														
Jason Thompson, L OBP: 0.345, SLG: 0.396 (1, 3)												6	1	1	0	0	1	2														
Tony Peña, R OBP: 0.355, SLG: 0.451 (1, 2)												5	3	3	2	1	1	0														
Johnny Ray, S OBP: 0.305, SLG: 0.394 (1, 4)												6	2	5	0	0	0	1														
Doug Frobel, L OBP: 0.251, SLG: 0.393 Rod Scurrey, L (10, 1)												5	0	0	0	0	2	6	AB 52													
Dale Berra, R OBP: 0.297, SLG: 0.341 (1, 6)												5	1	4	2	1	0	1	R 12													
John Candelaria, L OBP: 0.290, SLG: 0.445 Jim Morrison, R OBP: 0.429, SLG: 0.500 Don Robinson, R OBP: 0.290, SLG: 0.445 Kent Tekulve, R (8, 1) (8, 1)												3	0	0	0	0	2	6	H 21													
Benny Distefano, L OBP: 0.288, SLG: 0.415 (10, 9)												0	0	0	0	0	0	0	RBI 12													
Inning Stats	R: 1 E: 0 K: 0 S: 4	H: 2 LOB: 0 BB: 0 P: 4	R: 0 E: 0 K: 2 S: 9	H: 2 LOB: 2 BB: 0 P: 9	R: 0 E: 0 K: 2 S: 8	H: 1 LOB: 1 BB: 0 P: 8	R: 1 E: 0 K: 0 S: 6	H: 3 LOB: 2 BB: 0 P: 6	R: 0 E: 0 K: 1 S: 5	H: 0 LOB: 0 BB: 0 P: 5	R: 0 E: 1 K: 1 S: 7	H: 2 LOB: 2 BB: 0 P: 7	R: 0 E: 0 K: 0 S: 3	H: 0 LOB: 0 BB: 0 P: 3	R: 0 E: 0 K: 1 S: 6	H: 1 LOB: 1 BB: 0 P: 6	R: 8 E: 0 K: 1 S: 12	H: 7 LOB: 0 BB: 1 P: 16	1B: 17 2B: 2 3B: 0 HR: 2	SF: 0 SAC: 1 DP: 1 HBP: 0	WP: 0 PB: 0 SB: 1 CS: 0	PA: 55										
PITCHER	IP WLS BF H R ER SO BB IBB HBP BLK WP HR S P ERA WHIP	IP WLS BF H R ER SO BB IBB HBP BLK WP HR S P ERA WHIP																														
Bill Gullickson, R ERA: 3.74 Gary Lucas, L ERA: 2.9 Jeff Reardon, R ERA: 2.66 Bob James, R ERA: 4.33 (1, 1) (8, 1) (10, 1) (11, 1)	2.0 1.1 0.2	L 9 6	8 5 3	2 4 4	0 4 4	1 1 1	0 0 0	0 0 0	0 0 0	0 0 0	0 1 7	10 11 11	0.00 27.00 54.00	1.000 3.750 6.000																		

Pittsburgh Pirates @ Montreal Expos
Olympic Stadium, Montreal, QB
Tue Jul 24 1984, 7:05 PM EDT
Att: 28,087 - Unknown


AB 52
R 12
H 21
RBI 12
BB 2
SO 9
LOB 29



Batter	1	2	3	4	5	6	7	8	9	10	11	AB	R	H	RBI	BB	SO	LOB	BOTTOM													
Tim Raines, S OBP: 0.394, SLG: 0.429 (1, 8)												6	0	3	1	0	2	0														
Derrel Thomas, S OBP: 0.369, SLG: 0.385 (1, 6) (10, 4)												6	2	1	0	0	0	5														
Andre Dawson, R OBP: 0.281, SLG: 0.352 (1, 9)												6	0	0	1	0	0	3														
Gary Carter, R OBP: 0.358, SLG: 0.527 (1, 3) (8, 2)												4	1	1	2	1	0	1														
Tim Wallach, R OBP: 0.318, SLG: 0.437 (1, 5)												5	0	2	0	0	1	1														
Jim Wohlford, R OBP: 0.313, SLG: 0.356 (1, 7)												5	0	1	0	0	0	1														
Doug Flynn, R OBP: 0.289, SLG: 0.303 Mike Stenhouse, L OBP: 0.336, SLG: 0.345 (1, 4) (9, PH) (10, 3)												3	0	1	0	0	0	1	AB 45													
Bobby Ramos, R OBP: 0.283, SLG: 0.348 Tony Scott, S OBP: 0.313, SLG: 0.273 Gary Lucas, L OBP: 0.336, SLG: 0.345 Miguel DiGeronimo, S OBP: 0.208, SLG: 0.375 Jeff Reardon, R OBP: 0.290, SLG: 0.445 Bob James, R OBP: 0.290, SLG: 0.445 Bryan Lintz, S OBP: 0.333, SLG: 0.299 (1, 2) (7, PH) (8, 1) (9, PH) (10, 1) (11, PH)												1	0	0	0	1	1	1	R 5													
Bill Gullickson, R OBP: 0.116, SLG: 0.119 Pete Rose, S OBP: 0.342, SLG: 0.306 (1, 1) (7, PH) (8, 3)												2	0	0	0	0	0	0	H 11													
Angel Salazar, R OBP: 0.164, SLG: 0.199 (10, 6)												1	1	0	0	0	0	1	RBI 4													
Inning Stats	R: 2 E: 1 K: 0 S: 5	H: 1 LOB: 0 BB: 0 P: 5	R: 0 E: 0 K: 2 S: 8	H: 1 LOB: 1 BB: 0 P: 8	R: 0 E: 0 K: 0 S: 4	H: 1 LOB: 1 BB: 0 P: 4	R: 0 E: 0 K: 0 S: 4	H: 1 LOB: 2 BB: 1 P: 8	R: 0 E: 0 K: 1 S: 5	H: 0 LOB: 0 BB: 0 P: 5	R: 0 E: 0 K: 2 S: 8	H: 1 LOB: 1 BB: 0 P: 12	R: 1 E: 1 K: 2 S: 8	H: 1 LOB: 1 BB: 1 P: 12	R: 0 E: 0 K: 0 S: 5	H: 2 LOB: 3 BB: 0 P: 6	R: 0 E: 0 K: 0 S: 5	H: 2 LOB: 2 BB: 0 P: 5	R: 1 E: 0 K: 0 S: 5	H: 2 LOB: 1 BB: 0 P: 5	1B: 6 2B: 3 3B: 1 HR: 1	SF: 0 SAC: 0 DP: 0 HBP: 1	WP: 1 PB: 0 SB: 0 CS: 0	PA: 48								
PITCHER	IP WLS BF H R ER SO BB IBB HBP BLK WP HR S P ERA WHIP	IP WLS BF H R ER SO BB IBB HBP BLK WP HR S P ERA WHIP																														
John Candelaria, L ERA: 2.19 Don Robinson, R ERA: 3.96 Kent Tekulve, R ERA: 3.02 Rod Scurrey, L ERA: 3.0 (1, 1) (8, 1) (8, 1) (10, 1)	7.0 0.2 2.0 1.1	W 4 11 6	27 4 11 6	4 1 4 2	1 0 1 1	0 0 1 0	0 0 0 0	0 0 0 0	0 0 0 0	0 0 0 0	0 0 0 0	1 5 12 6	0.00 0.00 4.50 6.75	0.571 3.000 2.000 1.500																		

Pittsburgh Pirates @ Montreal Expos
Olympic Stadium, Montreal, QB
Tue Jul 24 1984, 7:05 PM EDT
Att: 28,087 - Unknown


AB 45
R 5
H 11
RBI 4
BB 2
SO 5
LOB 19



Batter	1	2	3	4	5	6	7	8	9	AB	R	H	RBI	BB	SO	LOB	TOP					
Marvell Wynne, L (1, 8) OBP: 0.327, SLG: 0.356	4-0 1B FC6-4 BB		0-0 F8		0-0 FC6-4 1B		4-0 BB		0-0 2B 1B	3	1	2	1	2	0	0						
Lee Mazzilli, S (1, 7) OBP: 0.360, SLG: 0.356	0-0 FC6-4 1B		4-0 BB		0-0 F7		0-3 K		0-0 1B 2B	4	0	2	1	1	1	4						
Don Robinson, R (9, 1) OBP: 0.429, SLG: 0.500	1-3 FC6-4 1B		0-0 BB		0-0 F7		0-3 K		0-0 1B 2B	0	0	0	0	0	0	0						
Bill Madlock, R (1, 5) OBP: 0.302, SLG: 0.328	0-0 FC6-4 BB		0-3 K		0-0 FC6-4		0-0 6-3		0-0 F9	5	0	0	1	0	1	7						
Jason Thompson, L (1, 3) OBP: 0.344, SLG: 0.393	4-0 1B BB		0-0 F4-3		0-0 F4-3		0-0 4-3			3	0	0	0	1	0	1						
Tony Peña, R (1, 2) OBP: 0.391, SLG: 0.446	0-0 F8		0-3 K		0-0 E6		0-0 1-3			4	0	0	0	0	1	2						
Johnny Ray, S (1, 4) OBP: 0.363, SLG: 0.392	0-0 F4		0-0 F7		0-0 F9				0-0 SH5-4 FC6-2 1B	4	0	1	0	0	0	3						
Benny Distefano, L (1, 9) OBP: 0.253, SLG: 0.391		0-0 3-1		0-3 K		0-0 F4			0-0 E6 FC6-2 SH5-4 1B	4	1	0	0	0	1	2						
Dale Berra, R (1, 6) OBP: 0.297, SLG: 0.339		0-0 F3			0-0 F9		4-0 CS SH1-4 BB		0-0 SH5-4	2	0	0	0	1	0	0						
Rick Rhoden, R (1, 1) OBP: 0.260, SLG: 0.292		0-0 F8					0-0 SH1-4		0-0 FC6-2 1B 2B	2	0	1	0	0	0	0						
Milt May, L (9, PH) OBP: 0.333, SLG: 0.296							1B		2-3 3-H	1	0	0	0	0	0	2						
John Tudor, L (9, PR) OBP: 0.283, SLG: 0.289							1B			0	0	0	0	0	0	0						
Lee Lacy, R (9, PR) OBP: 0.333, SLG: 0.426							1B			0	1	0	0	0	0	0						
Inning Stats	R: 1 E: 0 K: 0 S: 4	H: 1 LOB: 2 BB: 2 P: 12	R: 0 E: 0 K: 0 S: 3	H: 0 LOB: 0 BB: 0 P: 3	R: 0 E: 0 K: 1 S: 5	H: 0 LOB: 1 BB: 1 P: 9	R: 0 E: 0 K: 2 S: 7	H: 0 LOB: 0 BB: 0 P: 7	R: 0 E: 0 K: 0 S: 5	H: 2 LOB: 2 BB: 0 P: 5	R: 0 E: 1 K: 0 S: 4	H: 0 LOB: 1 BB: 0 P: 4	R: 0 E: 0 K: 1 S: 4	H: 0 LOB: 2 BB: 2 P: 12	R: 0 E: 0 K: 0 S: 3	H: 0 LOB: 0 BB: 0 P: 3	R: 2 E: 1 K: 0 S: 7	H: 3 LOB: 3 BB: 0 P: 7	1B: 5 2B: 2 3B: 0 HR: 0	SF: 0 SAC: 2 DP: 1 HBP: 0	WP: 0 PB: 0 SB: 0 CS: 1	PA: 39
PITCHER Charlie Lea, R (1, 1) ERA: 2.68	IP: 9.0 WLS: L BF: 39 H: 6 R: 3 ER: 1 SO: 4 BB: 5 IBB: 0 HBP: 0 BLK: 0 WP: 0 HR: 0 S: 42 P: 62 ERA: 1.00 WHIP: 1.222															PITCHER	IP: 9.0 WLS: L BF: 39 H: 6 R: 3 ER: 1 SO: 4 BB: 5 IBB: 0 HBP: 0 BLK: 0 WP: 0 HR: 0 S: 42 P: 62 ERA: 1.00 WHIP: 1.222					

Pittsburgh Pirates @ Montreal Expos
Olympic Stadium, Montreal, QB
Wed Jul 25 1984, 7:05 PM EDT
Att: 28,266 - Unknown


AB 32
R 3
H 6
RBI 3
BB 5
SO 4
LOB 21



Batter	1	2	3	4	5	6	7	8	9	AB	R	H	RBI	BB	SO	LOB	BOTTOM					
Tim Raines, S (1, 8) OBP: 0.394, SLG: 0.431	0-0 1B 9-4-2 2B		0-0 CS 1B		0-0 F5		0-0 F9		0-0 4-3	5	0	2	0	0	0	3						
Pete Rose, S (1, 3) OBP: 0.344, SLG: 0.309	0-0 BB 2-3 1B		0-0 4-3		0-0 F5		0-0 FC6-4			4	1	2	0	0	0	2						
Andre Dawson, R (1, 9) OBP: 0.284, SLG: 0.352	0-3 K			4-0 6-3 BB		0-0 6-3 1B		0-0 1B		3	0	1	0	1	1	3						
Gary Carter, R (1, 2) OBP: 0.359, SLG: 0.528	4-0 1B BB			0-0 6-3 1B		0-0 2B		0-0 F9		3	0	1	1	1	0	2						
Mike Stenhouse, L (1, 7) OBP: 0.328, SLG: 0.336	0-0 9-4-2			0-0 F3		0-0 F6		0-0 F4		3	0	0	0	0	0	5						
Angel Salazar, R (7, 6) OBP: 0.163, SLG: 0.197	3-H			0-3 K		0-0 BB		0-0 F4		1	0	0	0	0	0	1						
Tim Lincecum, R (1, 5) OBP: 0.317, SLG: 0.433		0-0 5-3		0-3 K		4-0 BB		0-0 F4		3	0	0	0	1	1	2						
Derrel Thomas, S (1, 6) OBP: 0.366, SLG: 0.375		0-0 F7		4-0 SH3 BB		0-3 K		0-0 F7		3	0	0	0	1	1	2						
Doug Flynn, R (1, 4) OBP: 0.286, SLG: 0.300		0-3 K			0-3 K		0-3 K		0-0 1B	2	0	0	0	0	2	1						
Tony Scott, S (7, PH) OBP: 0.308, SLG: 0.268					0-0 K					1	0	0	0	0	1	0						
Bryan Little, S (8, 4) OBP: 0.336, SLG: 0.298					0-0 K					1	0	1	0	0	0	0						
Charlie Lea, R (1, 1) OBP: 0.094, SLG: 0.077					0-0 F9					2	0	1	0	0	0	0						
Miguel Dilone, S (9, PH) OBP: 0.333, SLG: 0.372					0-0 SH3					1	0	0	0	0	1	1						
Inning Stats	R: 0 E: 0 K: 1 S: 6	H: 2 LOB: 2 BB: 1 P: 10	R: 0 E: 0 K: 1 S: 5	H: 0 LOB: 0 BB: 0 P: 5	R: 0 E: 0 K: 1 S: 3	H: 1 LOB: 0 BB: 0 P: 3	R: 0 E: 0 K: 1 S: 5	H: 0 LOB: 1 BB: 1 P: 9	R: 0 E: 0 K: 1 S: 7	H: 0 LOB: 1 BB: 1 P: 9	R: 1 E: 0 K: 1 S: 6	H: 2 LOB: 2 BB: 1 P: 11	R: 0 E: 0 K: 1 S: 4	H: 1 LOB: 1 BB: 0 P: 4	R: 0 E: 0 K: 1 S: 6	H: 1 LOB: 1 BB: 0 P: 6	R: 0 E: 0 K: 1 S: 6	H: 1 LOB: 1 BB: 0 P: 6	1B: 6 2B: 3 3B: 0 HR: 0	SF: 0 SAC: 1 DP: 1 HBP: 0	WP: 0 PB: 0 SB: 0 CS: 1	PA: 37
PITCHER Rick Rhoden, R (1, 1) ERA: 2.97	IP: 8.0 WLS: W BF: 33 H: 7 R: 1 ER: 1 SO: 6 BB: 4 IBB: 0 HBP: 0 BLK: 0 WP: 0 HR: 0 S: 41 P: 57 ERA: 1.12 WHIP: 1.375															PITCHER	IP: 8.0 WLS: W BF: 33 H: 7 R: 1 ER: 1 SO: 6 BB: 4 IBB: 0 HBP: 0 BLK: 0 WP: 0 HR: 0 S: 41 P: 57 ERA: 1.12 WHIP: 1.375					
Don Robinson, R (9, 1) ERA: 3.91	1.0 S 4 1 0 0 1 0 0 0 0 0 0 6 6 0.00 1.000															PITCHER	1.0 S 4 1 0 0 1 0 0 0 0 0 6 6 0.00 1.000					

Pittsburgh Pirates @ Montreal Expos
Olympic Stadium, Montreal, QB
Wed Jul 25 1984, 7:05 PM EDT
Att: 28,266 - Unknown

AB 32
R 1
H 8
RBI 1
BB 4
SO 7
LOB 22



Batter	1	2	3	4	5	6	7	8	9	AB	R	H	RBI	BB	SO	LOB	TOP					
Tim Raines, S OBP: 0.395, SLG: 0.431 (1, 8)	4-0 BB		0-0 BB SH5-3 2B 1B	0-0 G6-4-3			0-0 F9	0-3 K		4	1	1	0	1	1	2						
Pete Rose, S OBP: 0.350, SLG: 0.313 Dan Driessen, L OBP: 0.377, SLG: 0.434 (7, FR)	4-0 BB		0-0 SH5-3		0-0 5-3		0-0 1B 1B		0-0 P3	2	0	1	0	1	0	0						
Andre Dawson, R OBP: 0.285, SLG: 0.348 (1, 9)	0-0 F7		4-0 BB 2B BB		0-0 5-3		0-0 1B 1B		0-0 P4	4	2	1	0	1	0	2						
Gary Carter, R OBP: 0.361, SLG: 0.526 (1, 2)	0-0 F7		4-0 2B 1-2 2-3 BB		0-0 F7		0-0 1B 1B		0-0	4	1	2	1	1	0	2						
Tim Wallach, R OBP: 0.320, SLG: 0.444 (1, 5)	0-0 F7		0-0 F3			0-0 HR	0-0 1B		0-0 4-3	5	1	2	3	0	0	6						
Jim Wehford, R OBP: 0.300, SLG: 0.348 Rene Gonzales, R (7, 6)		0-0 5-3	0-0	0-0		0-0 P3	0-0 5-3			4	0	1	2	0	0	1						
Derrel Thomas, S OBP: 0.366, SLG: 0.391 (7, 7)		0-0	0-0 FC3-6 1B	0-0 F8		0-0 5-3		0-0 4-3		4	0	1	0	0	0	2						
Doug Flynn, R OBP: 0.294, SLG: 0.312 (1, 4)		0-0 FC3-6		0-0		0-0 F9		0-0 1B		4	0	2	0	0	0	1						
David Palmer, R OBP: 0.077, SLG: 0.192 Bob James, R OBP: 0.200, SLG: 0.200 (6, 1)		0-3 K		0-3 K			0-3 K	0-3 K		2	0	0	0	0	2	2						
Inning Stats	R: 0 E: 0 K: 0 S: 3	H: 0 LOB: 2 BB: 2 P: 11	R: 0 E: 0 K: 1 S: 6	H: 1 LOB: 1 BB: 0 P: 6	R: 2 E: 0 K: 0 S: 5	H: 2 LOB: 2 BB: 2 P: 13	R: 0 E: 0 K: 1 S: 5	H: 1 LOB: 0 BB: 0 P: 5	R: 0 E: 0 K: 0 S: 3	H: 0 LOB: 0 BB: 0 P: 3	R: 1 E: 0 K: 0 S: 4	H: 1 LOB: 1 BB: 0 P: 4	R: 3 E: 0 K: 1 S: 9	H: 4 LOB: 1 BB: 0 P: 9	R: 0 E: 0 K: 2 S: 8	H: 1 LOB: 1 BB: 0 P: 8	R: 0 E: 0 K: 0 S: 4	H: 1 LOB: 1 BB: 0 P: 4	1B: 8 2B: 2 3B: 0 HR: 1	SF: 0 SAC: 1 DP: 1 HBP: 0	WP: 0 PB: 0 SB: 1 CS: 0	PA: 41
PITCHER	IP WLS BF H R ER SO BB IBB HBP BLK WP HR S P ERA WHIP																					
Steve Carlton, L ERA: 3.11 Larry Andersen, R ERA: 1.63 (8, 1)	7.0 L 33 9 6 6 3 4 0 0 0 0 0 1 35 51 7.71 1.857																					

Montreal Expos @ Philadelphia Phillies
Veterans Stadium, Philadelphia, PA
Fri Jul 27 1984, 7:05 PM EDT
Att: 30,222 - Unknown

AB	36
R	6
H	11
RBI	6
BB	4
SO	5
LOB	19



Batter	1	2	3	4	5	6	7	8	9	AB	R	H	RBI	BB	SO	LOB	BOTTOM					
Greg Gross, L OBP: 0.421, SLG: 0.394 (1, 7)	0-0 6-3		0-0	0-0	0-0 FC6-4		0-3 K		0-0 BB 1B	5	0	2	0	0	1	2						
Von Hayes, L OBP: 0.354, SLG: 0.417 (1, 8)	0-0 3-1		0-3 K			0-0 F6-4-3 1B		4-0 F9 1B BB	4-0 BB 1B	3	0	1	0	2	1	1						
Juan Samuel, R OBP: 0.339, SLG: 0.469 (1, 4)	0-0 3B		0-3 K			0-0 F6-4-3 1B		0-0 F9	0-0 F9	5	0	2	0	0	1	4						
Mike Schmidt, R OBP: 0.381, SLG: 0.513 (1, 5)	0-0 5-3			0-0 5-3		0-0 F6-4-3		0-0 BB 1B		4	0	1	0	0	0	3						
Len Matuszek, L OBP: 0.337, SLG: 0.448 (1, 3)		0-0 G3		0-0 6-3		0-3 K		0-0 F9	2-3	4	0	0	0	0	1	3						
Ozzie Virgil, R OBP: 0.329, SLG: 0.496 (1, 2)		0-0	0-0 3B	0-0 F4-3			0-0 2B 2B	4-0 1-2 BB		3	1	2	0	1	0	0						
Glenn Wilson, R OBP: 0.296, SLG: 0.412 (1, 9)		0-0 6-3			0-0 FC6-4 1B		0-0 F4-3 2B	0-0 F4		4	0	2	1	0	0	4						
Ivan De Jesus, R OBP: 0.327, SLG: 0.310 (1, 6)		0-0 6-3			0-0 F8		0-0 F4		0-0 F8	4	0	0	0	0	0	3						
Steve Carlton, L OBP: 0.207, SLG: 0.293 Tim Corcoran, L OBP: 0.468, SLG: 0.548 Larry Andersen, R (8, 1) John Wockenfuss, R OBP: 0.333, SLG: 0.434 (8, PH)			0-0 3-1		0-0 F9		0-0 F4-3		0-3 K	2	0	0	0	0	0	1						
Inning Stats	R: 0 E: 0 K: 0 S: 4	H: 1 LOB: 1 BB: 0 P: 4	R: 0 E: 0 K: 0 S: 4	H: 1 LOB: 1 BB: 0 P: 4	R: 0 E: 0 K: 2 S: 8	H: 1 LOB: 0 BB: 0 P: 8	R: 0 E: 0 K: 0 S: 3	H: 0 LOB: 0 BB: 0 P: 3	R: 0 E: 0 K: 0 S: 4	H: 1 LOB: 1 BB: 0 P: 4	R: 0 E: 0 K: 1 S: 6	H: 2 LOB: 1 BB: 0 P: 6	R: 1 E: 0 K: 1 S: 7	H: 2 LOB: 1 BB: 0 P: 7	R: 0 E: 0 K: 0 S: 4	H: 1 LOB: 3 BB: 2 P: 12	R: 0 E: 0 K: 1 S: 6	H: 1 LOB: 2 BB: 1 P: 10	1B: 6 2B: 2 3B: 2 HR: 0	SF: 0 SAC: 0 DP: 1 HBP: 0	WP: 0 PB: 0 SB: 0 CS: 0	PA: 39
PITCHER	IP WLS BF H R ER SO BB IBB HBP BLK WP HR S P ERA WHIP																					
David Palmer, R ERA: 3.81 Bob James, R ERA: 4.11 (6, 1)	5.0 W 21 4 1 1 3 3 0 0 0 0 0 0 25 25 0.00 1.200																					

Montreal Expos @ Philadelphia Phillies
Veterans Stadium, Philadelphia, PA
Fri Jul 27 1984, 7:05 PM EDT
Att: 30,222 - Unknown

AB	36
R	1
H	10
RBI	1
BB	3
SO	5
LOB	22



Batter	1	2	3	4	5	6	7	8	9	AB	R	H	RBI	BB	SO	LOB	TOP
Tim Raines, S (1, 8) OBP: 0.395, SLG: 0.430										5	1	2	0	0	2	3	Montreal Expos @ Philadelphia Phillies Veterans Stadium, Philadelphia, PA Sat Jul 28 1984, 7:05 PM EDT Att: 34,303 - Unknown livebaseballscorecards.com
Pete Rose, S (1, 3) OBP: 0.347, SLG: 0.309										4	1	0	0	1	0	2	
Andre Dawson, R (1, 9) OBP: 0.290, SLG: 0.353										4	2	2	1	1	0	2	
Gary Carter, R (1, 2) OBP: 0.359, SLG: 0.524										5	0	1	1	1	0	4	
Tim Wallach, R (1, 5) OBP: 0.321, SLG: 0.442										4	0	1	1	1	1	3	
Jim Welford, R (1, 7) OBP: 0.309, SLG: 0.357										3	0	2	0	0	1	0	
Dan Driessen, L (8, PH) OBP: 0.375, SLG: 0.432										1	0	0	0	0	2		
Mike Ramsey, S (8, 6) OBP: 0.147, SLG: 0.152										1	0	0	0	0	2		
Derrel Thomas, S (1, 6) OBP: 0.366, SLG: 0.397										3	0	1	1	0	1	1	
Doug Flynn, R (1, 4) OBP: 0.297, SLG: 0.313										3	0	1	0	1	0	1	
Bryn Smith, R (1, 1) OBP: 0.214, SLG: 0.189										3	0	1	0	1	2	4	
Inning Stats	R: 1 E: 1 K: 0 S: 5	H: 2 LOB: 1 BB: 0 P: 5	R: 0 E: 0 K: 1 S: 6	H: 1 LOB: 2 BB: 1 P: 10	R: 1 E: 0 K: 0 S: 3	H: 1 LOB: 0 BB: 1 P: 7	R: 0 E: 0 K: 2 S: 8	H: 1 LOB: 1 BB: 0 P: 8	R: 0 E: 0 K: 1 S: 6	H: 1 LOB: 1 BB: 0 P: 6	R: 1 E: 0 K: 1 S: 7	H: 2 LOB: 2 BB: 2 P: 15	R: 1 E: 0 K: 0 S: 5	H: 2 LOB: 2 BB: 1 P: 9	1B: 7 2B: 5 3B: 0 HR: 0	SF: 0 SAC: 1 DP: 2 HBP: 0	WP: 0 PA: 42 PB: 0 SB: 1 CS: 1
PITCHER	IP WLS BF H R ER SO BB IBB HBP BLK WP HR S P ERA WHIP																
Shane Rawley, L (1, 1) ERA: 5.11	7.1 L 32 8 3 3 6 2 1 0 0 0 0 41 53 3.68 1.364																
Larry Andersen, R (8, 1) ERA: 1.51	0.2 4 1 0 0 1 0 1 0 0 0 0 5 9 0.00 1.500																
Al Holland, L (9, 1) ERA: 2.53	1.0 6 2 1 1 0 1 0 0 0 0 0 5 9 9.00 3.000																

Batter	1	2	3	4	5	6	7	8	9	AB	R	H	RBI	BB	SO	LOB	BOTTOM		
Juan Samuel, R (1, 4) OBP: 0.338, SLG: 0.465										3	1	0	0	0	1	1	Montreal Expos @ Philadelphia Phillies Veterans Stadium, Philadelphia, PA Sat Jul 28 1984, 7:05 PM EDT Att: 34,303 - Unknown livebaseballscorecards.com		
Von Hayes, L (1, 8) OBP: 0.353, SLG: 0.414										4	0	1	1	0	0	1			
Tim Corcoran, L (1, 3) OBP: 0.455, SLG: 0.532										4	0	0	0	0	0	1			
Mike Schmidt, R (1, 5) OBP: 0.377, SLG: 0.507										4	0	0	0	0	0	1			
Sixto Lezcano, R (1, 9) OBP: 0.373, SLG: 0.533										3	0	1	0	1	2	1			
Ozzie Virgil, R (1, 2) OBP: 0.331, SLG: 0.497										4	0	2	0	0	0	1			
Glenn Wilson, R (1, 7) OBP: 0.293, SLG: 0.407										3	0	0	0	0	0	3			
Ivan De Jesus, R (1, 6) OBP: 0.324, SLG: 0.307										3	0	0	0	0	0	1			
Shane Rawley, R (1, 1) ERA: 2.84										2	0	0	0	0	0	0			
Larry Andersen, R (8, 1) ERA: 1.51										0	0	0	0	0	0	0			
Greg Gross, L (8, PH) OBP: 0.426, SLG: 0.394										0	0	0	0	1	0	0			
Al Holland, R (9, 1) ERA: 2.53										0	0	0	0	0	0	0			
Inning Stats	R: 1 E: 0 K: 1 S: 6	H: 1 LOB: 1 BB: 0 P: 7	R: 0 E: 0 K: 0 S: 3	H: 0 LOB: 0 BB: 0 P: 3	R: 0 E: 0 K: 0 S: 3	H: 0 LOB: 0 BB: 0 P: 3	R: 0 E: 0 K: 0 S: 5	H: 2 LOB: 2 BB: 0 P: 5	R: 0 E: 0 K: 0 S: 3	H: 0 LOB: 0 BB: 0 P: 3	R: 0 E: 0 K: 1 S: 6	H: 1 LOB: 1 BB: 0 P: 6	R: 0 E: 0 K: 1 S: 4	H: 0 LOB: 0 BB: 1 P: 8	R: 0 E: 0 K: 0 S: 3	H: 0 LOB: 1 BB: 1 P: 7	1B: 4 2B: 1 3B: 0 HR: 0	SF: 0 SAC: 0 DP: 1 HBP: 1	WP: 0 PA: 33 PB: 0 SB: 2 CS: 0
PITCHER	IP WLS BF H R ER SO BB IBB HBP BLK WP HR S P ERA WHIP																		
Bryn Smith, R (1, 1) ERA: 2.84	9.0 W 33 4 1 1 3 2 0 1 0 0 0 36 45 1.00 0.667																		

Batter	1	2	3	4	5	6	7	8	9	AB	R	H	RBI	BB	SO	LOB	TOP																	
Tim Raines, S (1, 8) OBP: 0.398, SLG: 0.433	F9		F9		5-3		1B		F9	5	1	3	0	0	0	0	Montreal Expos @ Philadelphia Phillies Veterans Stadium, Philadelphia, PA Sun Jul 29 1984, 3:33 AM EDT Att: 40,965 - Unknown livebaseballscorecards.com																	
Derrel Thomas, S (1, 6) OBP: 0.360, SLG: 0.390	K		K		K		CS		3-1	5	0	1	1	1	0	3		AB 38 R 4 H 12 RBI 4 BB 0 SO 6 LOB 15																
Andre Dawson, R (1, 9) OBP: 0.295, SLG: 0.358	E1		FC1-4-5				1B			4	2	3	1	0	0	1																		
Gary Carter, R (1, 3) OBP: 0.358, SLG: 0.521			FC5-4		5-3		F8			4	0	1	1	0	0	3																		
Tim Wallach, R (1, 5) OBP: 0.320, SLG: 0.440	F9				K				F9	4	0	1	1	0	1	1																		
Jim Wothford, R (1, 7) OBP: 0.315, SLG: 0.361										4	0	2	0	0	0	1																		
Bobby Ramos, R (1, 2) OBP: 0.238, SLG: 0.179			FC1-6		4-3				4-3	3	0	0	0	0	0	3																		
Mike Stenhouse, L (8, PH) OBP: 0.324, SLG: 0.330			FC1-6		4-3				3-1	1	0	0	0	0	0	0																		
Doug Flynn, R (1, 4) OBP: 0.298, SLG: 0.313			F9						4-3	3	1	1	0	0	0	2																		
Miguel Dilone, S (9, PH) OBP: 0.331, SLG: 0.369			F9							1	0	0	0	0	0	0																		
Mike Ramsey, S (9, 4) OBP: 0.147, SLG: 0.152			F9							0	0	0	0	0	0	0																		
Bill Gullickson, R (1, 1) OBP: 0.111, SLG: 0.114			F9						4-3	2	0	0	0	0	1	1																		
Pete Rose, S (7, PH) OBP: 0.346, SLG: 0.307			F9						4-3	1	0	0	0	0	1	1																		
Steve Rogers, R (7, 1) OBP: 0.269, SLG: 0.320										0	0	0	0	0	0	0																		
Dan Driessen, L (9, PH) OBP: 0.374, SLG: 0.430										1	0	0	0	0	0	0																		
Jeff Reardon, R (9, 1) OBP: 0.374, SLG: 0.430										0	0	0	0	0	0	0																		
Inning Stats	R: 1 E: 1 K: 1 S: 7	H: 2 LOB: 1 BB: 0 P: 7	R: 0 E: 0 K: 0 S: 4	H: 1 LOB: 1 BB: 0 P: 4	R: 0 E: 0 K: 1 S: 6	H: 1 LOB: 1 BB: 0 P: 6	R: 0 E: 0 K: 1 S: 6	H: 0 LOB: 0 BB: 0 P: 7	R: 1 E: 0 K: 0 S: 5	H: 2 LOB: 1 BB: 0 P: 5	R: 2 E: 0 K: 1 S: 8	H: 4 LOB: 1 BB: 0 P: 8	R: 0 E: 0 K: 0 S: 3	H: 0 LOB: 0 BB: 0 P: 3	R: 0 E: 0 K: 0 S: 4	H: 1 LOB: 1 BB: 0 P: 4	1B: 12 2B: 0 3B: 0 HR: 0	SF: 0 SAC: 0 DP: 0 HBP: 0	WP: 0 PB: 0 SB: 2 CS: 1	PA: 38														
PITCHER	IP WLS BF H R ER SO BB IBB HBP BLK WP HR S P ERA WHIP																																	
Jerry Koosman, L (1, 1) ERA: 2.81	6.1	29	10	4	3	6	0	0	0	0	0	0	0	0	41	41	4.26	1.579																
Larry Andersen, R (7, 1) ERA: 1.56	1.2	5	1	0	0	0	0	0	0	0	0	0	0	5	5	0.00	0.600																	
Kevin Gross, R (9, 1) ERA: 4.05	1.0	W	4	1	0	0	0	0	0	0	0	0	0	4	4	0.00	1.000																	

Batter	1	2	3	4	5	6	7	8	9	AB	R	H	RBI	BB	SO	LOB	BOTTOM																	
Juan Samuel, R (1, 4) OBP: 0.338, SLG: 0.470	HR		F9	P3			K			4	1	1	1	0	1	1	Montreal Expos @ Philadelphia Phillies Veterans Stadium, Philadelphia, PA Sun Jul 29 1984, 3:33 AM EDT Att: 40,965 - Unknown livebaseballscorecards.com																	
Von Hayes, L (1, 8) OBP: 0.355, SLG: 0.435	HR		F8			HR	1-3			4	2	2	2	0	0	0																		
Mike Schmidt, R (1, 5) OBP: 0.378, SLG: 0.506	5-3		BB		BB	F6-4-3	6-3			3	1	1	0	1	0	0																		
Sixto Lezcano, R (1, 9) OBP: 0.371, SLG: 0.524	5-3		BB		P3				F9	3	0	0	0	1	0	1																		
Tim Corcoran, L (1, 3) OBP: 0.450, SLG: 0.524	K2-3		BB		F6-4-3				1-3	4	0	1	1	0	1	1																		
Glenn Wilson, R (1, 7) OBP: 0.289, SLG: 0.401			F8		F8		F9		K	4	0	0	0	0	1	2																		
Bo Diaz, R (1, 2) OBP: 0.269, SLG: 0.328			F9		F9		F7		P4	4	0	0	0	0	0	0																		
Ivan De Jesus, R (1, 6) OBP: 0.329, SLG: 0.314					F9				HR	3	1	2	0	1	0	0																		
Jerry Koosman, R (1, 1) OBP: 0.122, SLG: 0.104									BB	3	0	1	0	0	1	2																		
Larry Andersen, R (7, 1) ERA: 5.6			K				5-3		HR	0	0	0	0	0	0	0																		
Kevin Gross, R (9, 1) OBP: 0.045, SLG: 0.045										0	0	0	0	0	0	0																		
Len Matuszek, L (9, PH) OBP: 0.340, SLG: 0.470									HR	1	1	1	2	0	0	0																		
Inning Stats	R: 2 E: 0 K: 1 S: 7	H: 2 LOB: 0 BB: 0 P: 7	R: 0 E: 0 K: 1 S: 6	H: 1 LOB: 1 BB: 0 P: 6	R: 1 E: 0 K: 0 S: 5	H: 2 LOB: 2 BB: 1 P: 9	R: 0 E: 0 K: 0 S: 4	H: 1 LOB: 1 BB: 0 P: 4	R: 1 E: 0 K: 0 S: 3	H: 1 LOB: 0 BB: 1 P: 7	R: 0 E: 0 K: 0 S: 4	H: 1 LOB: 1 BB: 0 P: 4	R: 0 E: 0 K: 1 S: 5	H: 0 LOB: 0 BB: 0 P: 5	R: 0 E: 0 K: 1 S: 5	H: 0 LOB: 0 BB: 0 P: 5	R: 2 E: 0 K: 0 S: 2	H: 1 LOB: 0 BB: 1 P: 6	1B: 4 2B: 1 3B: 0 HR: 4	SF: 0 SAC: 0 DP: 1 HBP: 0	WP: 0 PB: 0 SB: 0 CS: 0	PA: 36												
PITCHER	IP WLS BF H R ER SO BB IBB HBP BLK WP HR S P ERA WHIP																																	
Bill Gullickson, R (1, 1) ERA: 3.84	6.0	27	8	4	4	2	2	0	0	0	0	0	0	10	10	0.00	0.000																	
Steve Rogers, R (7, 1) ERA: 5.6	2.0	6	0	0	0	2	0	0	0	0	0	0	0	10	10	0.00	0.000																	
Jeff Reardon, R (9, 1) ERA: 2.94	0.1	L	3	1	2	2	0	1	0	0	0	0	0	1	2	6	54.00	6.000																

Batter	1	2	3	4	5	6	7	8	9	AB	R	H	RBI	BB	SO	LOB	TOP					
Tim Raines, S OBP: 0.394, SLG: 0.430	F8		L6			1B	1-3		6-3	5	1	1	0	0	0	1						
Pete Rose, S OBP: 0.343, SLG: 0.306 Jeff Reardon, R	6-3		4-3			F7				4	0	1	0	0	0	1						
Andre Dawson, R OBP: 0.291, SLG: 0.353	E5			F8		1B	K			4	0	1	0	0	1	2						
Gary Carter, R OBP: 0.356, SLG: 0.523	F4			6-3		FC6-4	F6			4	0	1	1	0	0	3						
Tim Wallach, R OBP: 0.316, SLG: 0.434		K		6-3		K			F9	4	0	0	0	0	2	2						
Jim Wothford, R OBP: 0.315, SLG: 0.361 Mike Stenhouse, L OBP: 0.319, SLG: 0.325		FC6-4			5-3	FC6-4			K	3	0	1	0	0	0	2						
Derrel Thomas, S OBP: 0.369, SLG: 0.394		F3				1B			F8	3	1	1	0	1	0	1						
Doug Flynn, R OBP: 0.296, SLG: 0.310 Max Venable, L OBP: 0.200, SLG: 0.200		FC6-4			F7				K	3	1	1	0	0	0	2						
Steve Rogers, R OBP: 0.241, SLG: 0.296 Tony Scott, S OBP: 0.324, SLG: 0.305			1-3		5-3				4-3	2	0	0	0	0	0	1						
Inning Stats	R: 0 E: 1 K: 0 S: 4	H: 0 LOB: 1 BB: 0 P: 4	R: 0 E: 0 K: 1 S: 6	H: 1 LOB: 1 BB: 0 P: 6	R: 0 E: 0 K: 0 S: 3	H: 0 LOB: 0 BB: 0 P: 3	R: 0 E: 0 K: 0 S: 3	H: 0 LOB: 0 BB: 0 P: 3	R: 0 E: 0 K: 0 S: 4	H: 1 LOB: 1 BB: 0 P: 4	R: 1 E: 0 K: 1 S: 8	H: 3 LOB: 2 BB: 0 P: 8	R: 2 E: 0 K: 1 S: 8	H: 3 LOB: 2 BB: 1 P: 12	R: 0 E: 0 K: 1 S: 5	H: 0 LOB: 0 BB: 0 P: 5	R: 0 E: 0 K: 1 S: 5	H: 0 LOB: 0 BB: 0 P: 5	1B: 7 2B: 1 3B: 0 HR: 0	SF: 0 SAC: 0 DP: 0 HBP: 0	WP: 0 SB: 0 CS: 0	PA: 37
PITCHER	IP	WLS	BF	H	R	ER	SO	BB	IBB	HBP	BLK	WP	HR	S	P	ERA	WHIP					
John Tudor, L ERA: 3.54	6.0	W	27	7	3	3	2	1	0	0	0	0	0	30	34	4.50	1.333					
Don Robinson, R ERA: 3.8	3.0	S	10	1	0	0	3	0	0	0	0	0	0	16	16	0.00	0.333					

Montreal Expos @ Pittsburgh Pirates
Three Rivers Stadium, Pittsburgh, PA
Tue Jul 31 1984, 7:05 PM EDT
Att: 7,813 - Unknown

AB 36
R 3
H 8
RBI 3
BB 1
SO 5
LOB 15



Batter	1	2	3	4	5	6	7	8	9	AB	R	H	RBI	BB	SO	LOB	BOTTOM				
Marvell Wynne, L OBP: 0.325, SLG: 0.351	1B	K			F8		K			3	1	0	0	1	2	1					
Lee Mazzilli, S OBP: 0.354, SLG: 0.355 Doug Frobel, L OBP: 0.250, SLG: 0.387	2B	L1			F8		K			3	1	1	0	0	0	1					
Bill Madlock, R OBP: 0.304, SLG: 0.332	2B		6-3		5-3		L3			4	1	1	2	0	0	1					
Jason Thompson, L OBP: 0.345, SLG: 0.394	2B	G3				1B				3	1	2	1	1	0	0					
Tony Peña, R OBP: 0.343, SLG: 0.433	FC1-5-6		F7			1B				4	1	2	0	0	0	1					
Johnny Ray, S OBP: 0.363, SLG: 0.387	F8			F7		F4-6-3				3	0	0	0	1	0	3					
Lee Lacy, R OBP: 0.348, SLG: 0.441				F9		1B			F9	3	0	1	1	1	0	2					
Dale Berra, R OBP: 0.291, SLG: 0.341	F7			K					F3	4	0	1	1	0	1	3					
John Tudor, L OBP: 0.269, SLG: 0.260 Don Robinson, R OBP: 0.429, SLG: 0.500		F4-3				G3				2	0	0	0	1	0	2					
Inning Stats	R: 4 E: 0 K: 0 S: 7	H: 4 LOB: 1 BB: 1 P: 11	R: 0 E: 0 K: 1 S: 5	H: 0 LOB: 0 BB: 0 P: 5	R: 0 E: 0 K: 1 S: 5	H: 0 LOB: 0 BB: 0 P: 5	R: 0 E: 0 K: 0 S: 3	H: 0 LOB: 1 BB: 1 P: 7	R: 1 E: 0 K: 0 S: 4	H: 2 LOB: 2 BB: 2 P: 12	R: 0 E: 0 K: 2 S: 7	H: 0 LOB: 0 BB: 0 P: 7	R: 0 E: 0 K: 0 S: 4	H: 2 LOB: 2 BB: 1 P: 8	1B: 5 2B: 3 3B: 0 HR: 0	SF: 0 SAC: 0 DP: 1 HBP: 0	WP: 0 SB: 0 CS: 0	PA: 35			
PITCHER	IP	WLS	BF	H	R	ER	SO	BB	IBB	HBP	BLK	WP	HR	S	P	ERA	WHIP				
Steve Rogers, R ERA: 5.72	6.0	L	27	6	5	5	2	4	0	0	0	0	0	27	43	7.50	1.667				
Jeff Reardon, R ERA: 2.83	2.0		8	2	0	0	2	1	0	0	0	0	0	11	15	0.00	1.500				

Montreal Expos @ Pittsburgh Pirates
Three Rivers Stadium, Pittsburgh, PA
Tue Jul 31 1984, 7:05 PM EDT
Att: 7,813 - Unknown

AB 30
R 5
H 8
RBI 5
BB 5
SO 4
LOB 14



Batter	1	2	3	4	5	6	7	8	9	AB	R	H	RBI	BB	SO	LOB	TOP			
Tim Raines, S OBP: 0.395, SLG: 0.430	4-0 BB G4-6-3		0-0 1-2 1B			0-0 5-3		0-0 5-3		3	0	1	0	1	0	1				
Pete Rose, S OBP: 0.339, SLG: 0.301	0-0 G4-6-3 1-2f		0-0 G5-3 2-3f			0-0 6-3			0-3 K	4	0	0	0	0	1	3				
Andre Dawson, R OBP: 0.288, SLG: 0.348	0-3 K			0-0 1-3		0-0 F8			0-0 F9	4	0	0	0	0	1	0				
Gary Carter, R OBP: 0.355, SLG: 0.521		0-0 G3		0-0 5-3			0-0 1B		0-3 K	4	0	1	0	0	1	0				
Tim Wallach, R OBP: 0.319, SLG: 0.438		0-0 G1 2B		0-0 1B		0-0 F8				3	0	2	0	0	0	0				
Jim Wothford, R OBP: 0.308, SLG: 0.352 Gary Lucas, L (7.1)		0-0 G1 2-3		0-0 F8			0-0 1-3			3	0	0	0	0	0	2				
Derrel Thomas, S OBP: 0.363, SLG: 0.386		0-0 6-3			0-0 F6			0-0 5-3		3	0	0	0	0	0	1				
Doug Flynn, R OBP: 0.292, SLG: 0.306			0-0 F6-3		0-0 F6			0-0 F5		3	0	0	0	0	0	0				
Charlie Lea, R OBP: 0.109, SLG: 0.093 Tony Scott, S OBP: 0.333, SLG: 0.317			0-0 G5-3 1B			0-0 K		0-0 1B		2	0	1	0	0	1	0				
										1	0	1	0	0	0	0				
Inning Stats	R: 0 E: 0 K: 1 S: 4	H: 0 LOB: 0 BB: 1 P: 8	R: 0 E: 0 K: 0 S: 4	H: 1 LOB: 1 BB: 0 P: 4	R: 0 E: 0 K: 0 S: 4	H: 2 LOB: 1 BB: 0 P: 4	R: 0 E: 0 K: 0 S: 4	H: 1 LOB: 1 BB: 0 P: 4	R: 0 E: 0 K: 1 S: 5	H: 0 LOB: 0 BB: 0 P: 5	R: 0 E: 0 K: 0 S: 3	H: 1 LOB: 0 BB: 0 P: 3	R: 0 E: 0 K: 0 S: 3	H: 0 LOB: 1 BB: 0 P: 4	R: 0 E: 0 K: 2 S: 7	H: 0 LOB: 0 BB: 0 P: 7	1B: 5 2B: 1 3B: 0 HR: 0	SF: 0 SAC: 0 DP: 2 HBP: 0	WP: 0 PB: 0 CS: 0	PA: 31
PITCHER Larry McWilliams, L ERA: 2.45	IP: 9.0 WLS: W BF: 31 H: 6 R: 0 ER: 0 SO: 4 BB: 1 IBB: 0 HBP: 0 BLK: 0 WP: 0 HR: 0 S: 38 P: 42 ERA: 0.00 WHIP: 0.778																			

Montreal Expos @ Pittsburgh Pirates
Three Rivers Stadium, Pittsburgh, PA
Wed Aug 01, 1984, 7:05 PM EDT
Att: 8,729 - Unknown

AB	30
R	0
H	6
RBI	0
BB	1
SO	4
LOB	7



Batter	1	2	3	4	5	6	7	8	9	AB	R	H	RBI	BB	SO	LOB	BOTTOM			
Marvell Wynne, L OBP: 0.326, SLG: 0.351	4-0 F6-4-3 1B BB		0-0 FC6-4 1B		0-0 6-3		0-0 F8			3	0	1	0	1	0	0				
Lee Mazzilli, S OBP: 0.358, SLG: 0.369 Doug Frobel, L OBP: 0.249, SLG: 0.385	0-0 F6-4-3 1-2 1B		0-0 F7			0-0 FC6-2 3B	0-0 F9			3	0	2	0	0	0	2				
Bill Madlock, R OBP: 0.301, SLG: 0.329	0-0 F6-4-3 1-2 2-3		0-0 FC6-4 1-2f			0-0 5-3	0-0 1-3			4	0	0	0	0	0	5				
Jason Thompson, L OBP: 0.344, SLG: 0.392	0-3 K			0-0 F4-3 F4-3 1B		0-0 FC6-2 2B		0-3 K		4	1	1	0	0	2	2				
Tony Peña, R OBP: 0.342, SLG: 0.434		0-0 F7		0-0 F4-3 1-2		0-0 1B 2B		0-0 1-3		4	1	1	1	0	0	1				
Johnny Ray, S OBP: 0.362, SLG: 0.385		0-0 6-3		0-0 F4-3 2-3		0-0 1B HR		0-0 6-3		4	1	1	1	0	0	1				
Lee Lacy, R OBP: 0.348, SLG: 0.451		0-3 K		0-3 K		0-0 1B HR				3	1	1	2	0	2	1				
Dale Berra, R OBP: 0.294, SLG: 0.347			0-0 1B 2B			0-0 F4		0-0 1B		3	0	2	0	0	0	0				
Larry McWilliams, L OBP: 0.128, SLG: 0.128			0-0 6-3		0-0 6-3		0-3 K			3	0	0	0	0	1	2				
Inning Stats	R: 0 E: 0 K: 1 S: 5	H: 1 LOB: 1 BB: 1 P: 9	R: 0 E: 0 K: 1 S: 5	H: 0 LOB: 0 BB: 0 P: 5	R: 0 E: 0 K: 0 S: 5	H: 2 LOB: 2 BB: 0 P: 5	R: 0 E: 0 K: 1 S: 6	H: 1 LOB: 1 BB: 0 P: 6	R: 0 E: 0 K: 0 S: 3	H: 0 LOB: 0 BB: 0 P: 3	R: 4 E: 0 K: 1 S: 10	H: 5 LOB: 1 BB: 0 P: 10	R: 0 E: 0 K: 0 S: 3	H: 0 LOB: 0 BB: 0 P: 3	R: 0 E: 0 K: 1 S: 5	H: 0 LOB: 0 BB: 0 P: 5	1B: 5 2B: 2 3B: 1 HR: 1	SF: 0 SAC: 0 DP: 1 HBP: 0	WP: 0 PB: 0 CS: 0	PA: 33
PITCHER Charlie Lea, R ERA: 2.8 Gary Lucas, L ERA: 2.76	IP: 6.0 WLS: L BF: 27 H: 9 R: 4 ER: 4 SO: 4 BB: 1 IBB: 0 HBP: 0 BLK: 0 WP: 0 HR: 1 S: 34 P: 38 ERA: 6.00 WHIP: 1.667																			

Montreal Expos @ Pittsburgh Pirates
Three Rivers Stadium, Pittsburgh, PA
Wed Aug 01, 1984, 7:05 PM EDT
Att: 8,729 - Unknown

AB	32
R	4
H	9
RBI	4
BB	1
SO	5
LOB	14



Batter	1	2	3	4	5	6	7	8	9	AB	R	H	RBI	BB	SO	LOB	TOP											
Tim Raines, S OBP: 0.396, SLG: 0.430 (1, 8)										4	1	1	0	1	1	0	Montreal Expos @ Chicago Cubs Wrigley Field, Chicago, IL Fri Aug 03 1984, 3:33 AM CDT Att: 28,483 - Unknown											
Derrel Thomas, S OBP: 0.345, SLG: 0.366 (1, 6) (6, 7) (8, 6)										4	0	0	1	0	1	2												
Dan Driessen, L OBP: 0.369, SLG: 0.423 Mike Ramsey, S OBP: 0.147, SLG: 0.152 (9, PH) (9, 6)										1	0	0	1	0	0	2												
Andre Dawson, R OBP: 0.292, SLG: 0.356 (1, 9)										4	1	1	0	1	2	2												
Gary Carter, R OBP: 0.353, SLG: 0.515 (1, 3) (9, 2)										4	0	1	2	0	1	1												
Tim Wallach, R OBP: 0.325, SLG: 0.444 (1, 5)										3	1	2	1	1	0	2												
Jim Wehford, R OBP: 0.316, SLG: 0.354 Rene Gonzales, R (6, 6)										2	0	1	1	1	0	0												
Bobby Ramos, R OBP: 0.227, SLG: 0.169 Max Venable, L OBP: 0.400, SLG: 0.444 (9, PH) (9, 7)										3	0	0	0	0	1	3												
Doug Flynn, R OBP: 0.289, SLG: 0.303 (1, 4)										0	1	0	0	1	0	0												
Bill Gullickson, R OBP: 0.106, SLG: 0.109 Bob James, R OBP: 0.200, SLG: 0.200 Jeff Reardon, R (8, 1) Mike Stenhouse, L OBP: 0.329, SLG: 0.336 (8, 7) (9, 3)										2	1	0	0	0	0	0												
Inning Stats	R: 0 E: 0 K: 1 S: 5	H: 0 LOB: 0 BB: 0 P: 5	R: 0 E: 0 K: 1 S: 6	H: 1 LOB: 2 BB: 1 P: 10	R: 0 E: 0 K: 1 S: 5	H: 0 LOB: 0 BB: 0 P: 5	R: 2 E: 0 K: 0 S: 5	H: 3 LOB: 0 BB: 0 P: 5	R: 3 E: 1 K: 0 S: 6	H: 3 LOB: 1 BB: 1 P: 10	R: 0 E: 0 K: 0 S: 3	H: 0 LOB: 0 BB: 0 P: 3	R: 0 E: 0 K: 0 S: 3	H: 0 LOB: 1 BB: 1 P: 13	R: 0 E: 0 K: 3 S: 9	H: 0 LOB: 1 BB: 1 P: 13		R: 1 E: 0 K: 1 S: 6	H: 1 LOB: 2 BB: 2 P: 14	1B: 7 2B: 2 3B: 1 HR: 0	SF: 0 SAC: 2 DP: 2 HBP: 0	WP: 0 PB: 0 SB: 0 CS: 0	PA: 39					
PITCHER	IP	WLS	BF	H	R	ER	SO	BB	IBB	HBP	BLK	WP	HR	S	P	ERA		WHIP										
Steve Trout, L ERA: 3.5 Rick Reuschel, R ERA: 5.51 Warren Brusstar, R ERA: 3.83 Tim Stoddard, R ERA: 2.89	4.1	0.2	22	7	5	4	3	1	1	0	0	0	0	26	34	8.31		1.846										

AB	32
R	6
H	8
RBI	6
BB	5
SO	7
LOB	15



Batter	1	2	3	4	5	6	7	8	9	AB	R	H	RBI	BB	SO	LOB	BOTTOM											
Henry Cotto, R OBP: 0.324, SLG: 0.287 (1, 8)										5	1	2	0	0	1	1	Montreal Expos @ Chicago Cubs Wrigley Field, Chicago, IL Fri Aug 03 1984, 3:33 AM CDT Att: 28,483 - Unknown											
23 Ryne Sandberg, R OBP: 0.379, SLG: 0.559 (1, 4)										5	0	1	0	0	0	2												
Gary Matthews, R OBP: 0.395, SLG: 0.389 (1, 7)										3	1	0	0	1	1	2												
Leon Durham, L OBP: 0.386, SLG: 0.516 (1, 3)										4	1	2	2	0	0	1												
Keith Moreland, R OBP: 0.327, SLG: 0.444 (1, 9)										4	0	1	1	0	1	0												
Ron Cey, R OBP: 0.305, SLG: 0.418 (1, 5)										3	1	2	1	1	1	0												
Steve Lake, R OBP: 0.278, SLG: 0.588 (1, 2)										4	1	2	0	0	0	3												
Dave Owen, S OBP: 0.267, SLG: 0.284 Jay Johnstone, L OBP: 0.358, SLG: 0.333 Larry Bowa, S OBP: 0.267, SLG: 0.268 (7, PH) (7, PR) (8, 6)										2	0	0	0	0	0	2												
Steve Trout, L OBP: 0.198, SLG: 0.136 Rick Reuschel, R OBP: 0.241, SLG: 0.333 Thad Sayers, L OBP: 0.286, SLG: 0.324 Warren Brusstar, R OBP: 0.320, SLG: 0.320 Jody Davis, R OBP: 0.460 Tim Stoddard, R OBP: 0.115, SLG: 0.111 Gary Woods, R OBP: 0.303, SLG: 0.452 (1, 1) (5, PH) (5, PH) (8, 1) (8, 1) (9, PH)										1	0	0	0	0	1	0												
Inning Stats	R: 0 E: 0 K: 0 S: 4	H: 2 LOB: 1 BB: 0 P: 4	R: 0 E: 0 K: 2 S: 7	H: 0 LOB: 0 BB: 0 P: 7	R: 0 E: 0 K: 2 S: 7	H: 0 LOB: 0 BB: 0 P: 7	R: 0 E: 0 K: 0 S: 3	H: 0 LOB: 0 BB: 0 P: 3	R: 0 E: 0 K: 0 S: 5	H: 2 LOB: 2 BB: 0 P: 5	R: 2 E: 0 K: 1 S: 7	H: 2 LOB: 0 BB: 0 P: 7	R: 2 E: 1 K: 0 S: 6	H: 2 LOB: 2 BB: 0 P: 6	R: 1 E: 0 K: 0 S: 4	H: 2 LOB: 2 BB: 2 P: 12		R: 0 E: 0 K: 0 S: 3	H: 0 LOB: 0 BB: 0 P: 3	1B: 5 2B: 3 3B: 0 HR: 2	SF: 1 SAC: 0 DP: 0 HBP: 0	WP: 0 PB: 0 SB: 1 CS: 2	PA: 38					
PITCHER	IP	WLS	BF	H	R	ER	SO	BB	IBB	HBP	BLK	WP	HR	S	P	ERA		WHIP										
Bill Gullickson, R ERA: 3.87 Bob James, R ERA: 4.2 Jeff Reardon, R ERA: 2.73	6.0	1.0	8	3	2	2	0	1	0	0	0	0	0	7	11	18.00		4.000										


AB	35
R	5
H	10
RBI	5
BB	2
SO	5
LOB	17




Batter	1	2	3	4	5	6	7	8	9	AB	R	H	RBI	BB	SO	LOB	TOP			
Tim Raines, S OBP: 0.398, SLG: 0.430 (1, 8)										4	0	2	0	1	0	4	Montreal Expos @ Chicago Cubs Wrigley Field, Chicago, IL Sat Aug 04 1984, 3:33 AM CDT Att: 38,306 - Unknown			
Max Venable, L OBP: 0.397, SLG: 0.385 Gary Lucas, L (7, 1)										4	0	1	0	0	0	5				
Andre Dawson, R OBP: 0.289, SLG: 0.352 (1, 9)										4	0	0	0	0	2	2				
Gary Carter, R OBP: 0.352, SLG: 0.511 (1, 2)										3	0	0	0	1	2	2				
Dan Driessen, L OBP: 0.364, SLG: 0.416 (1, 3)										4	0	0	0	0	0	1				
Tim Wallach, R OBP: 0.324, SLG: 0.445 (1, 5)										4	1	1	0	0	2	1				
Derrel Thomas, S OBP: 0.349, SLG: 0.369 (1, 6)										4	0	2	0	0	0	1				
Doug Flynn, R OBP: 0.290, SLG: 0.303 Pete Rose, S OBP: 0.337, SLG: 0.299 (9, PH)										3	0	1	1	0	0	1				
Dan Schatzeder, L OBP: 0.389, SLG: 0.412 Steve Rogers, R OBP: 0.233, SLG: 0.286 Mike Stenhouse, L OBP: 0.331, SLG: 0.339 (7, PH)									1	0	0	0	0	0	0	1				
Inning Stats	R: 0 E: 0 K: 2 S: 8	H: 1 LOB: 1 BB: 0 P: 8	R: 0 E: 0 K: 1 S: 5	H: 0 LOB: 0 BB: 0 P: 5	R: 0 E: 0 K: 0 S: 3	H: 1 LOB: 2 BB: 1 P: 7	R: 0 E: 0 K: 0 S: 3	H: 0 LOB: 0 BB: 0 P: 3	R: 0 E: 0 K: 0 S: 4	H: 1 LOB: 1 BB: 0 P: 4	R: 1 E: 1 K: 0 S: 7	H: 3 LOB: 3 BB: 0 P: 7	R: 0 E: 0 K: 2 S: 7	H: 0 LOB: 0 BB: 0 P: 7	R: 0 E: 1 K: 1 S: 7	H: 1 LOB: 2 BB: 0 P: 7		1B: 7 2B: 1 3B: 0 HR: 0	SF: 0 SAC: 0 DP: 1 HBP: 0	WP: 1 PB: 0 SB: 3 CS: 0
PITCHER	IP WLS BF H R ER SO BB IBB HBP BLK WP HR S P ERA WHIP																			
Dennis Eckersley, R ERA: 4.31 (1, 1)	6.2 W 27 7 1 1 3 2 0 0 0 0 0 0 31 39 1.35 1.350																			
George Frazier, R ERA: 3.84 (7, 1)	2.1 S 10 1 0 0 3 0 0 0 0 0 1 0 16 16 0.00 0.429																			

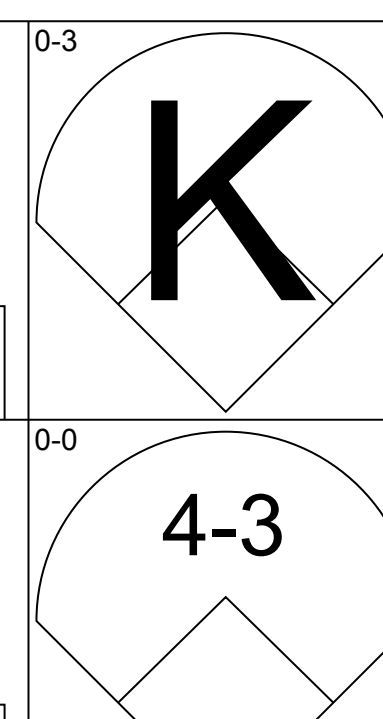
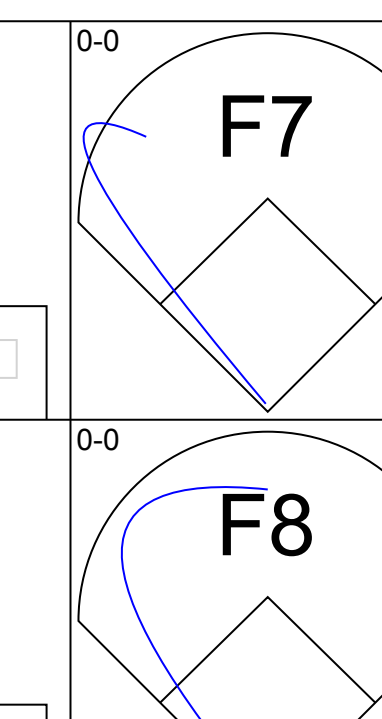
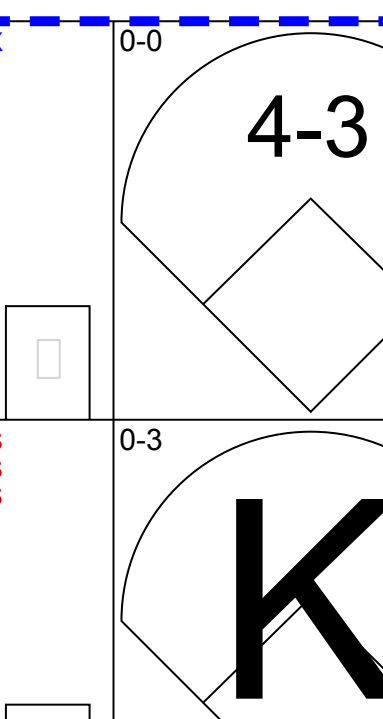
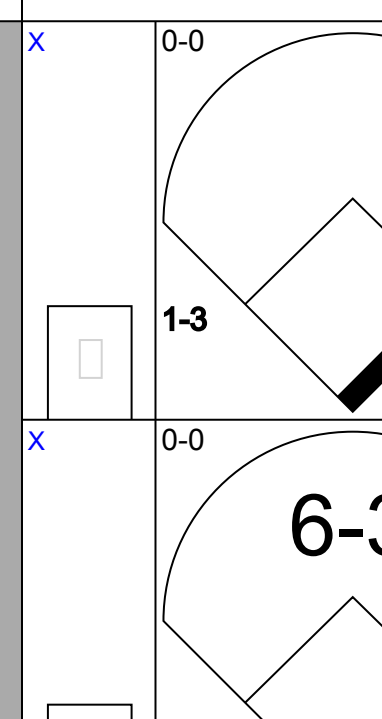
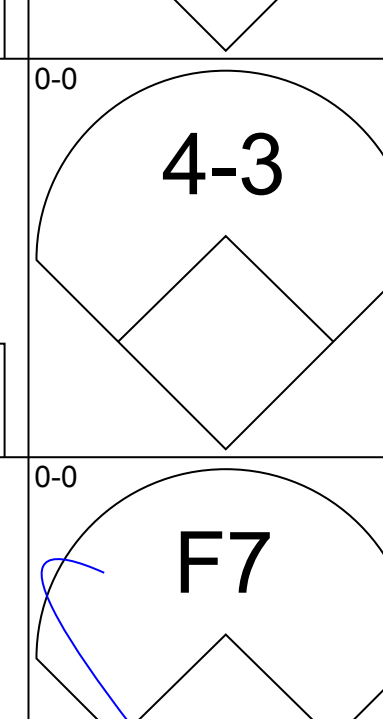
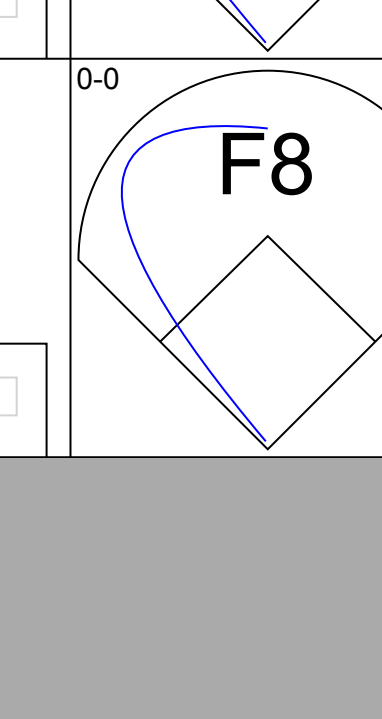
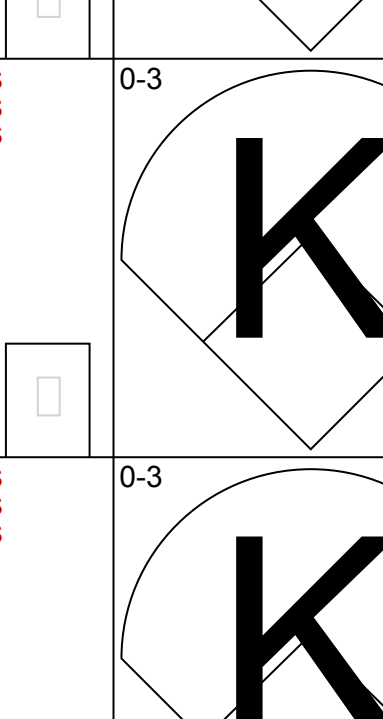
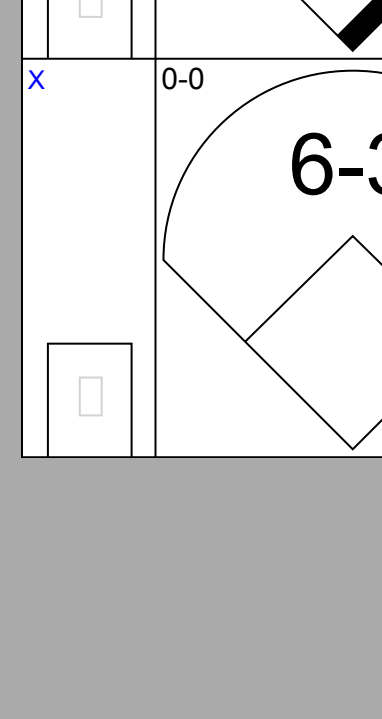
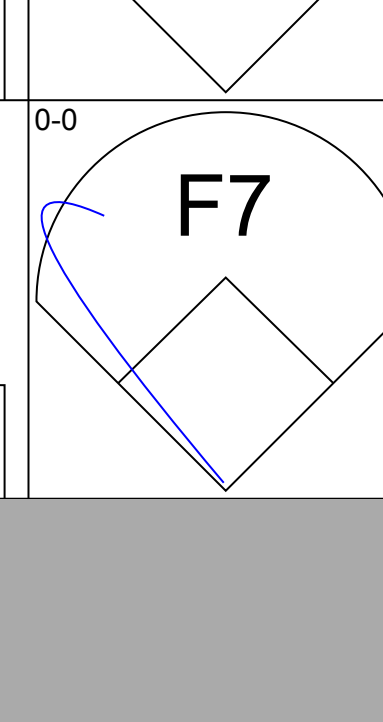
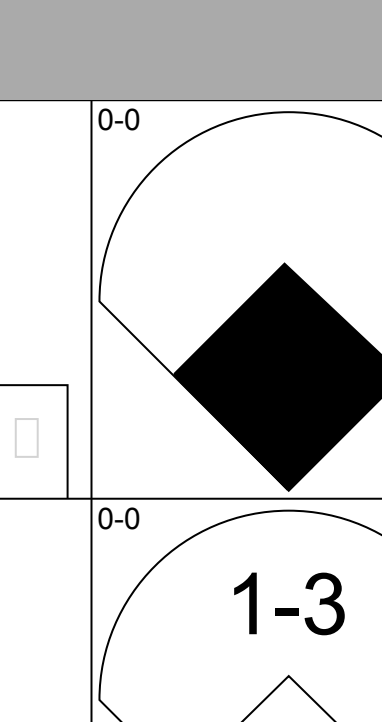
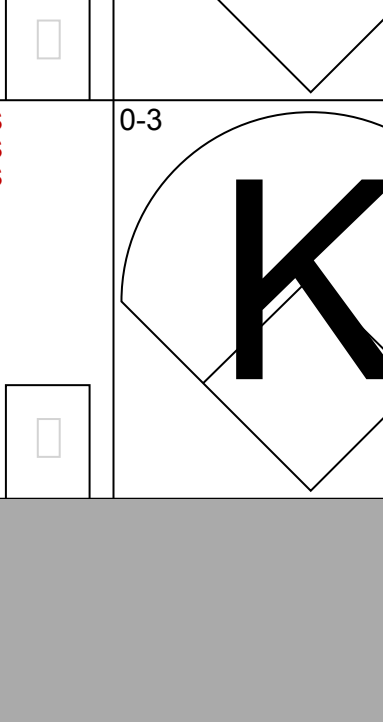
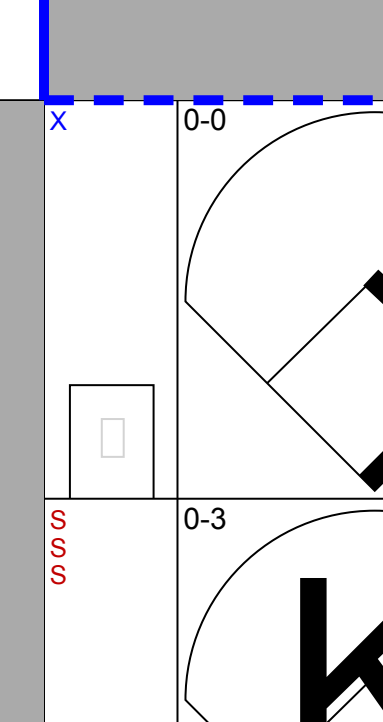
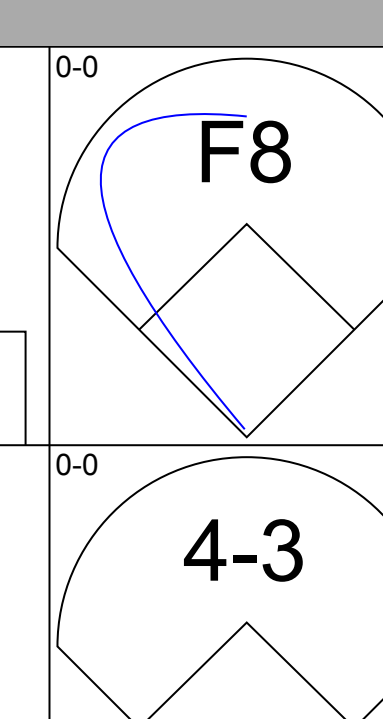
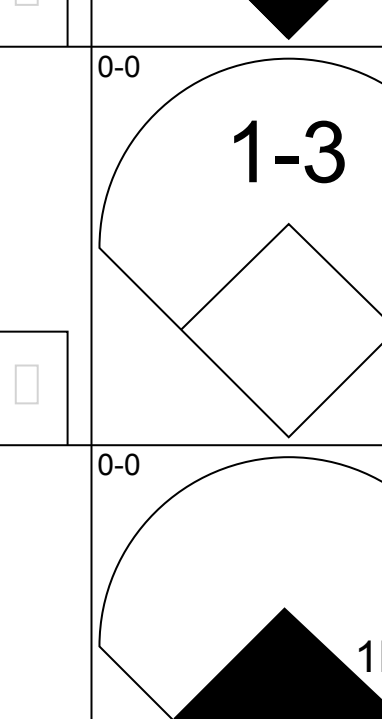
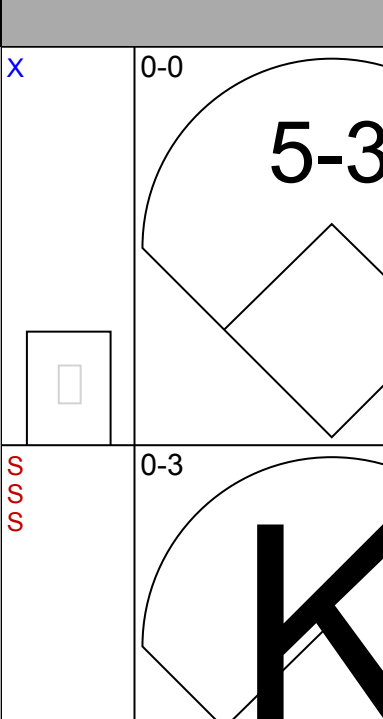
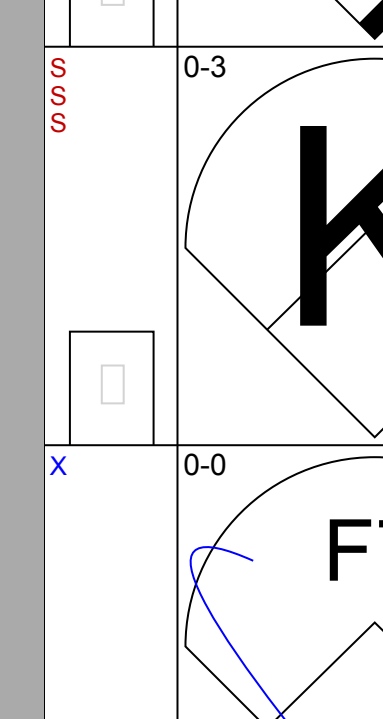
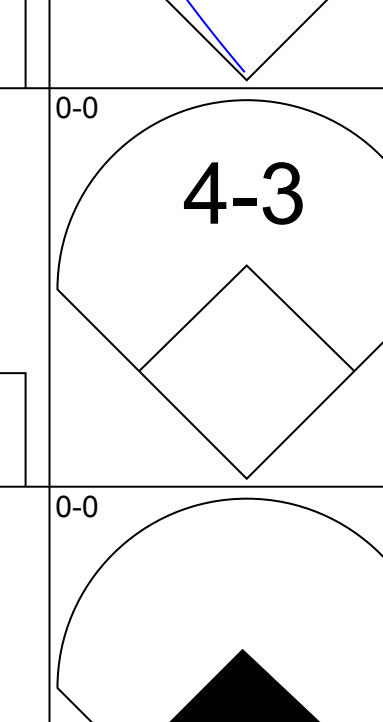
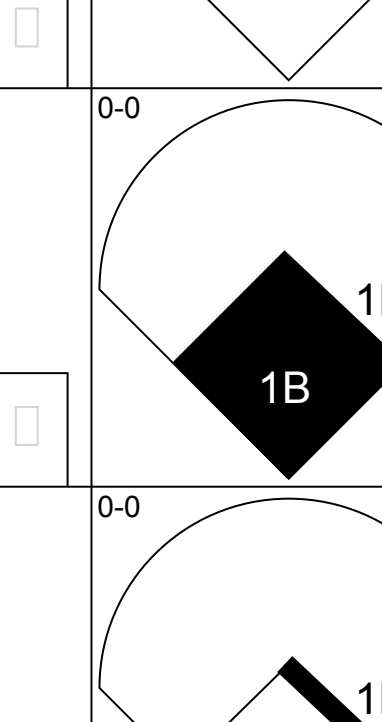

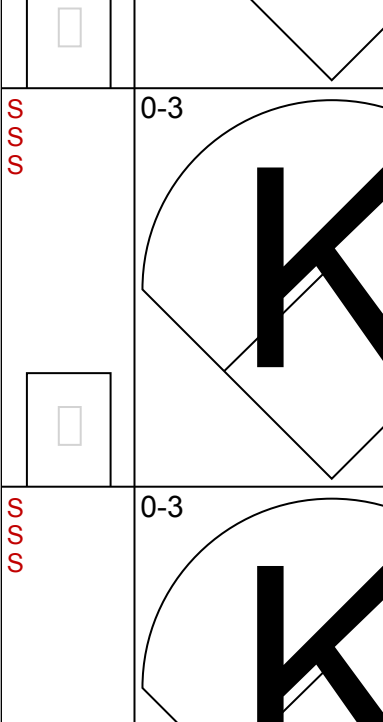
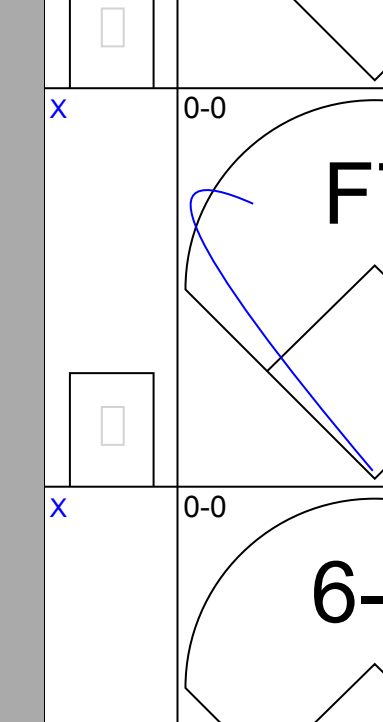
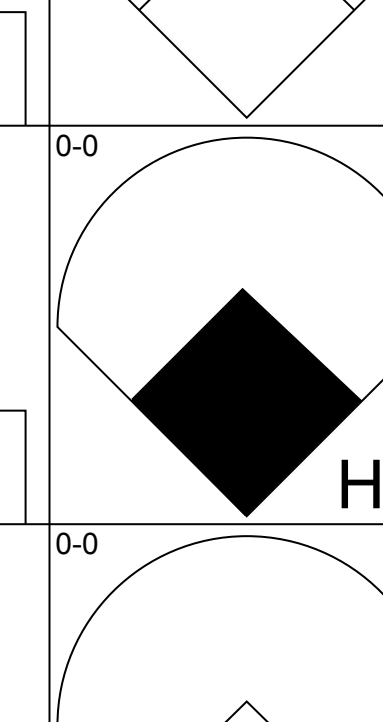
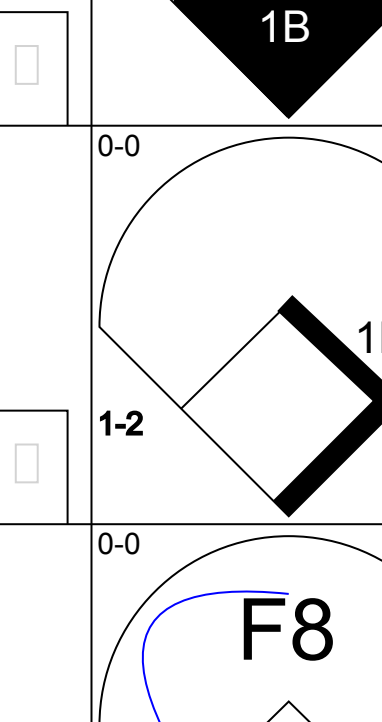

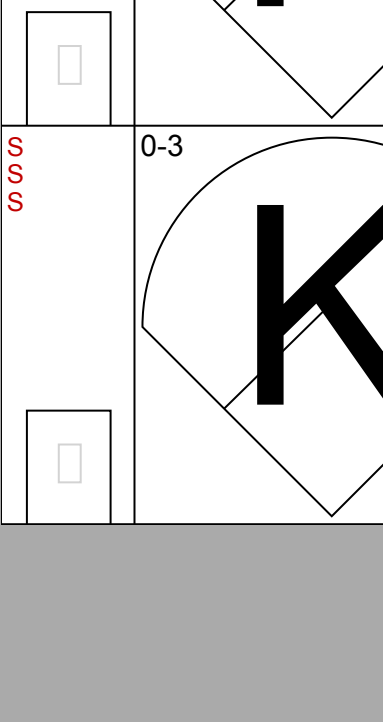
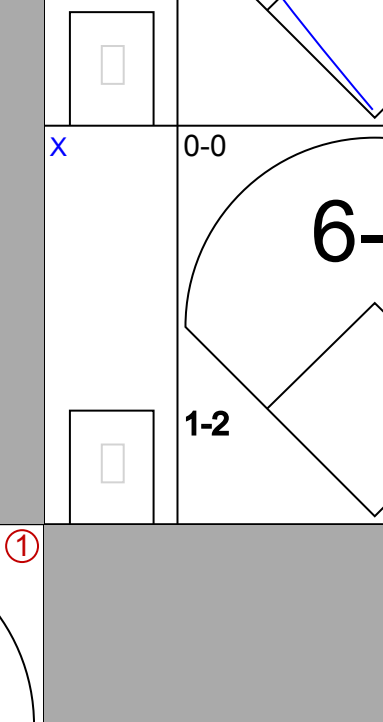
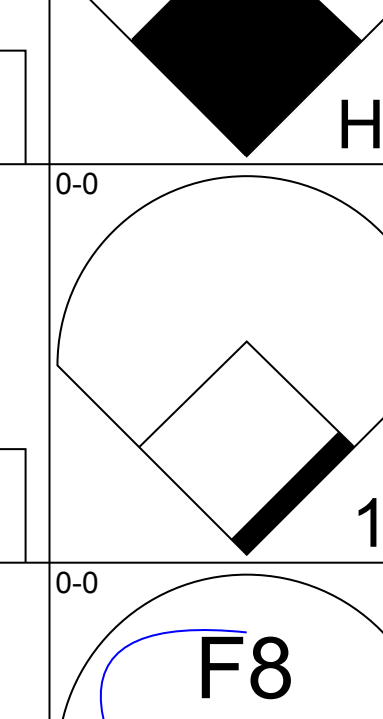

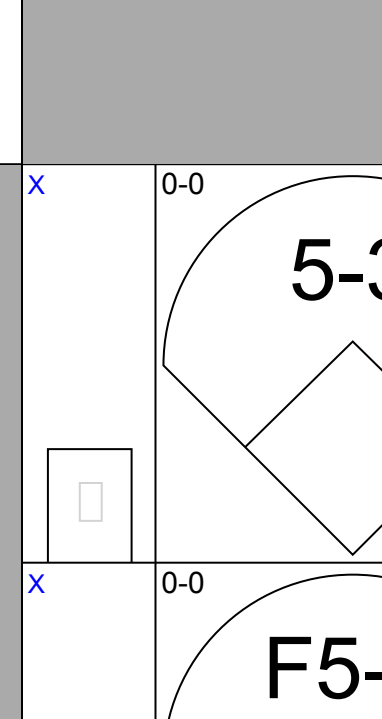
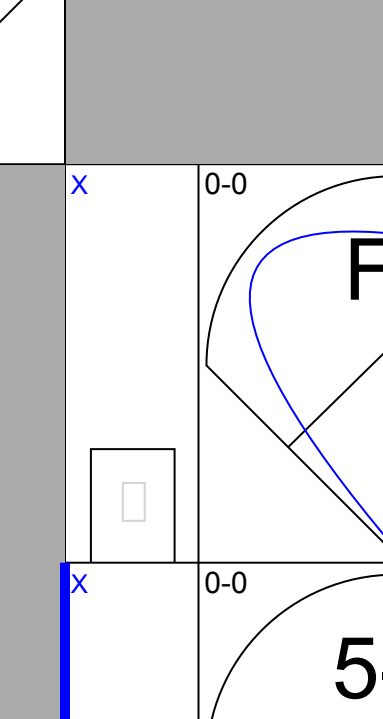
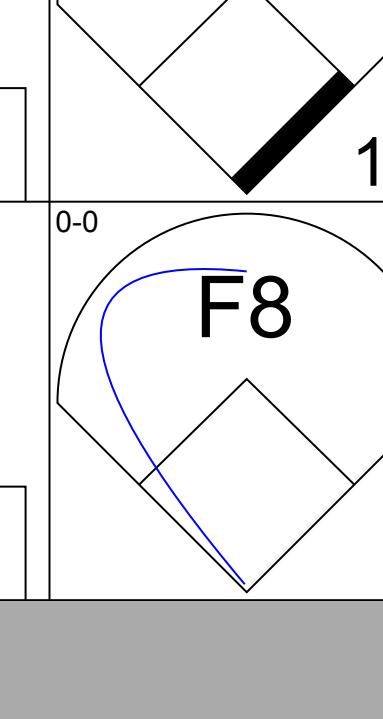
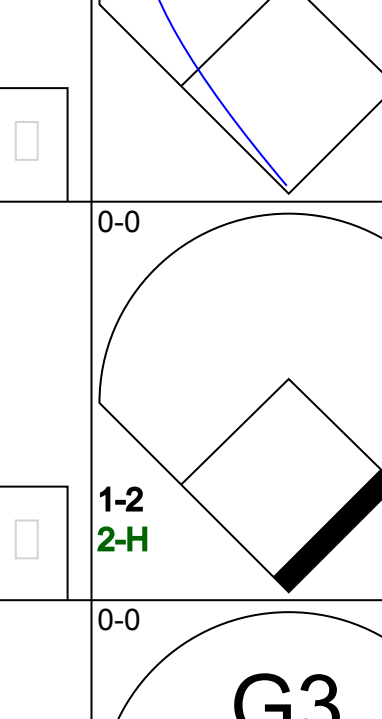

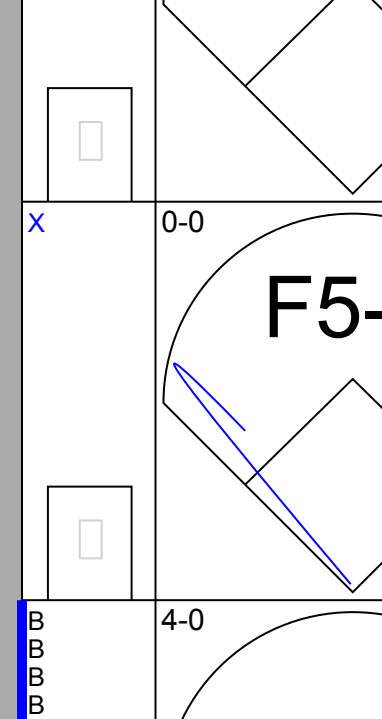
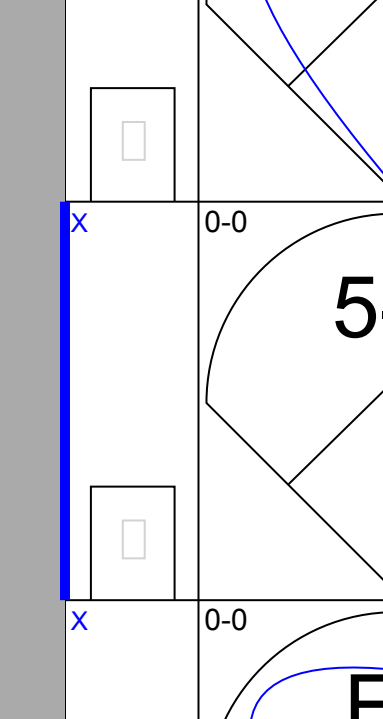
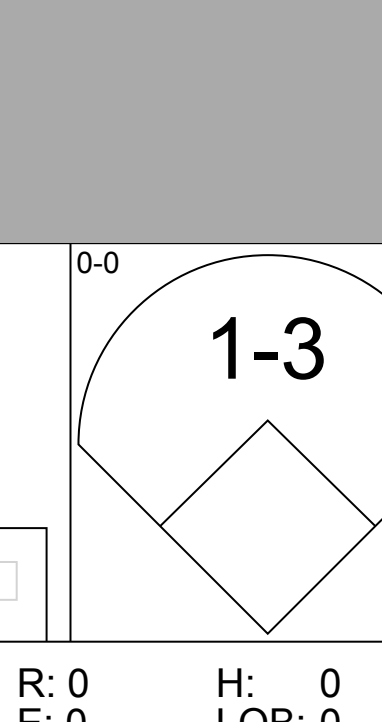
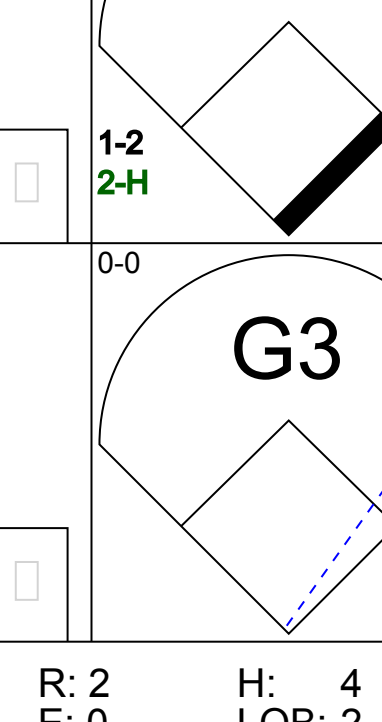
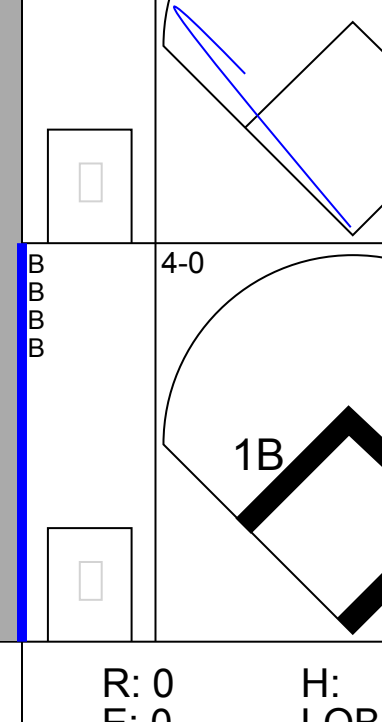
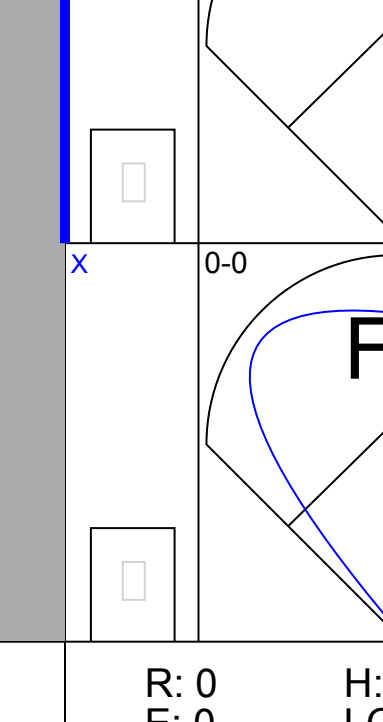
Batter	1	2	3	4	5	6	7	8	9	AB	R	H	RBI	BB	SO	LOB	BOTTOM			
Henry Cotto, R OBP: 0.318, SLG: 0.283 (1, 8)										5	0	1	1	0	3	3	Montreal Expos @ Chicago Cubs Wrigley Field, Chicago, IL Sat Aug 04 1984, 3:33 AM CDT Att: 38,306 - Unknown			
23 Ryne Sandberg, R OBP: 0.380, SLG: 0.558 (1, 4)										3	0	1	0	1	0	0				
Gary Matthews, R OBP: 0.393, SLG: 0.388 Gary Woods, R OBP: 0.353, SLG: 0.452 (1, 7)										4	0	1	0	0	0	4				
Keith Moreland, R OBP: 0.332, SLG: 0.449 (1, 9)										4	2	3	0	0	1	0				
Jody Davis, R OBP: 0.330, SLG: 0.466 (1, 2)										4	1	1	2	0	0	3				
Ron Cey, R OBP: 0.304, SLG: 0.414 (1, 5)										3	0	0	0	1	2	1				
Leon Durham, L OBP: 0.390, SLG: 0.517 (1, 3)										3	1	2	0	1	1	0				
Dave Owen, S OBP: 0.253, SLG: 0.268 (1, 6)										4	0	0	0	0	2	4				
Dennis Eckersley, R OBP: 0.212, SLG: 0.188 George Frazier, R OBP: 0.250, SLG: 0.250 (1, 1)										3	0	0	0	0	1	3				
Inning Stats	R: 0 E: 0 K: 1 S: 5	H: 0 LOB: 0 BB: 0 P: 5	R: 1 E: 1 K: 2 S: 9	H: 2 LOB: 1 BB: 0 P: 9	R: 0 E: 0 K: 1 S: 5	H: 0 LOB: 1 BB: 1 P: 9	R: 3 E: 0 K: 1 S: 10	H: 5 LOB: 3 BB: 1 P: 14	R: 0 E: 0 K: 1 S: 5	H: 0 LOB: 0 BB: 0 P: 5	R: 0 E: 0 K: 2 S: 7	H: 0 LOB: 1 BB: 1 P: 11	R: 0 E: 0 K: 0 S: 4	H: 2 LOB: 1 BB: 0 P: 4	R: 0 E: 1 K: 2 S: 9	H: 1 LOB: 2 BB: 0 P: 9		1B: 9 2B: 0 3B: 0 HR: 1	SF: 0 SAC: 0 DP: 1 HBP: 0	WP: 0 PB: 0 SB: 1 CS: 0
PITCHER	IP WLS BF H R ER SO BB IBB HBP BLK WP HR S P ERA WHIP																			
Dan Schatzeder, L ERA: 2.56 (1, 1)	3.2 L 20 7 4 3 5 2 0 0 0 0 0 0 1 28 36 7.36 2.455																			
Steve Rogers, R ERA: 5.58 (4, 1)	2.1 8 0 0 0 3 1 0 0 0 0 0 0 13 17 0.00 0.429																			
Gary Lucas, L ERA: 2.64 (7, 1)	2.0 9 3 0 0 2 0 0 0 0 0 0 0 13 13 0.00 1.500																			

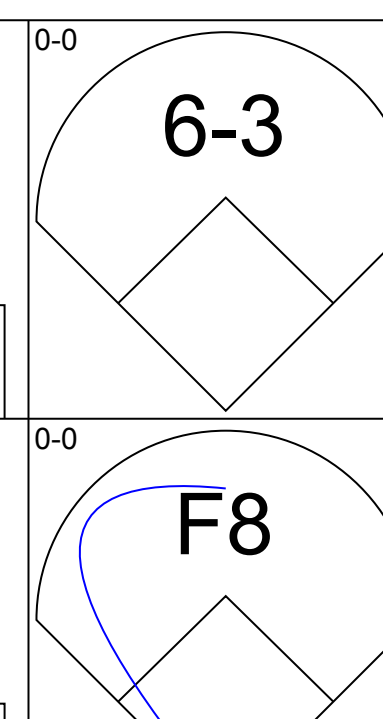
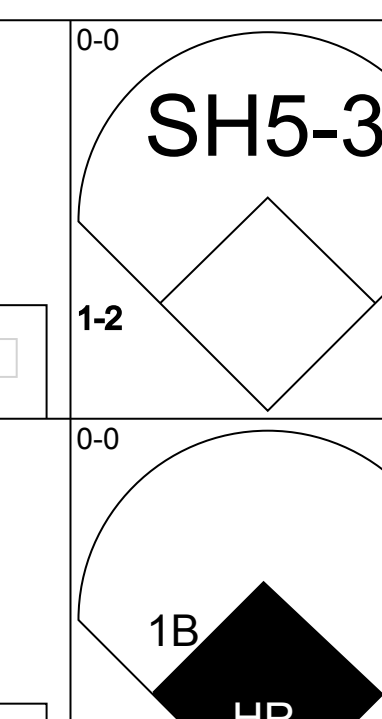
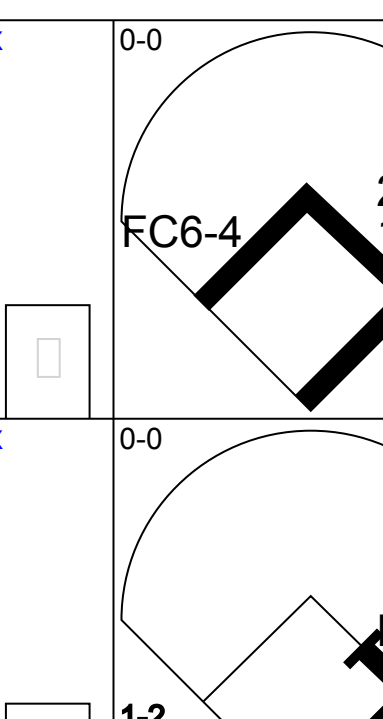
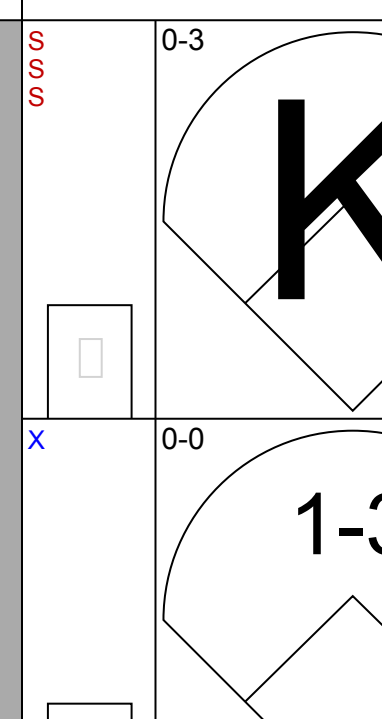
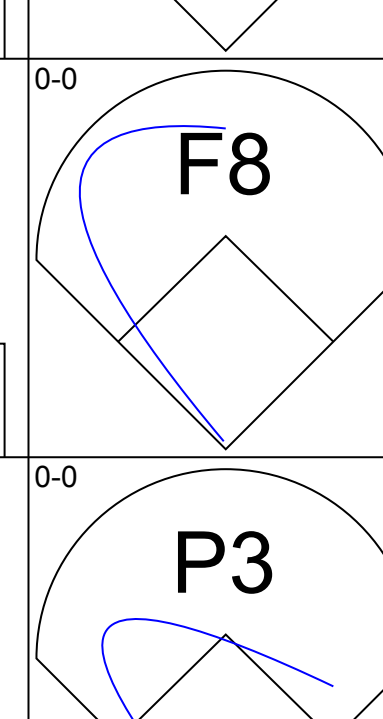
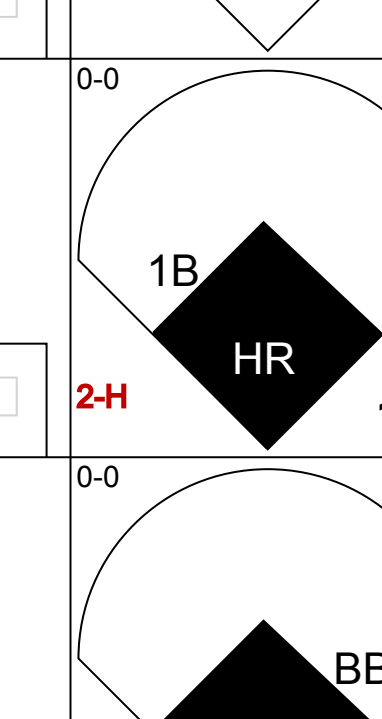
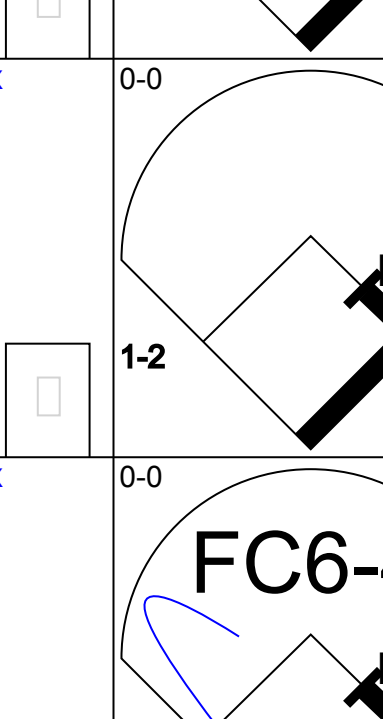
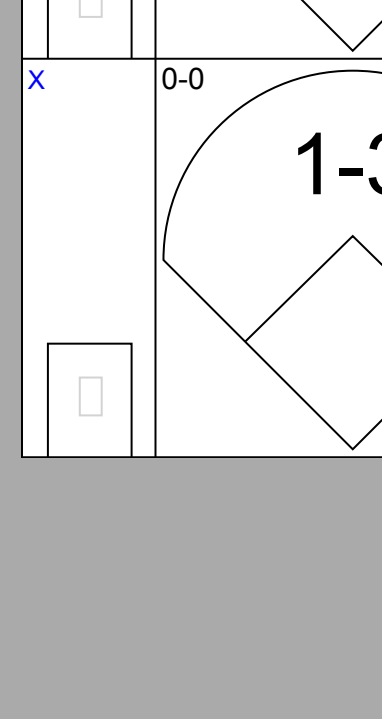
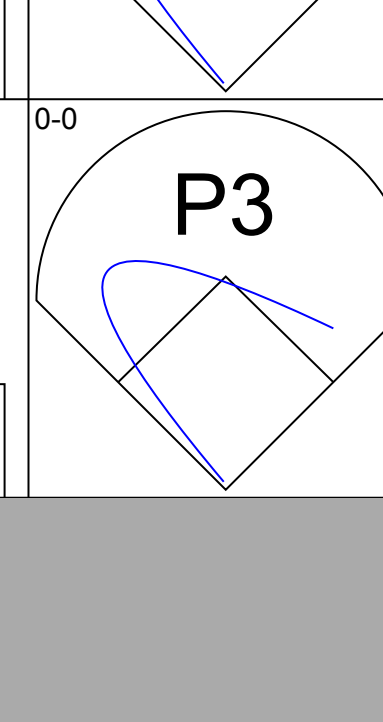
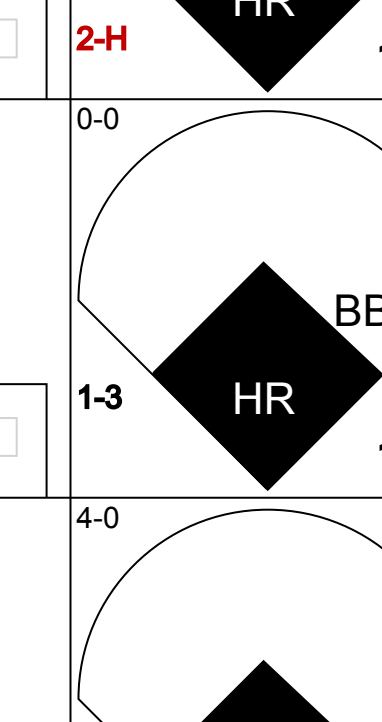
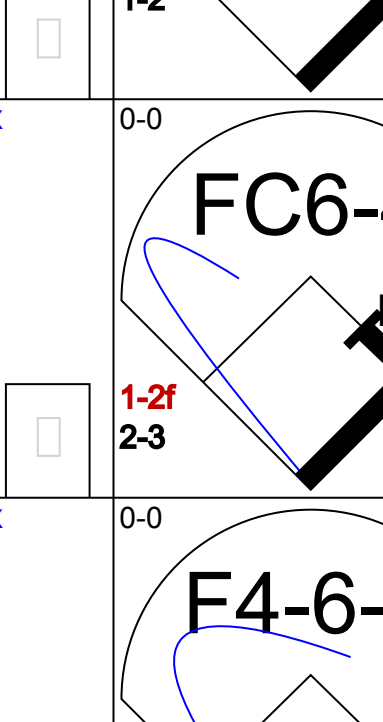
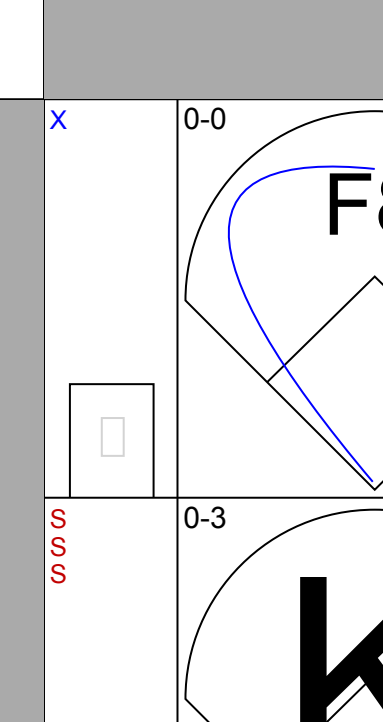
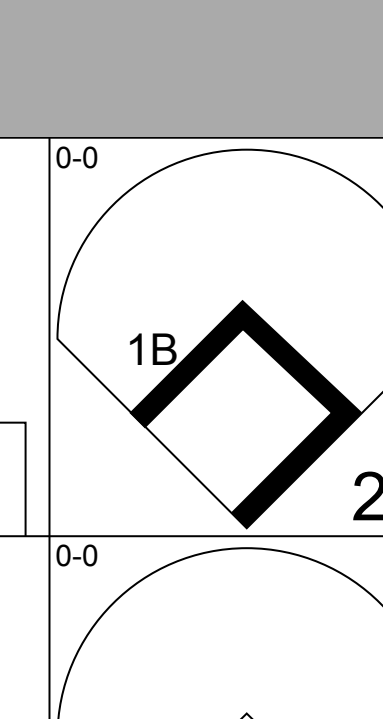
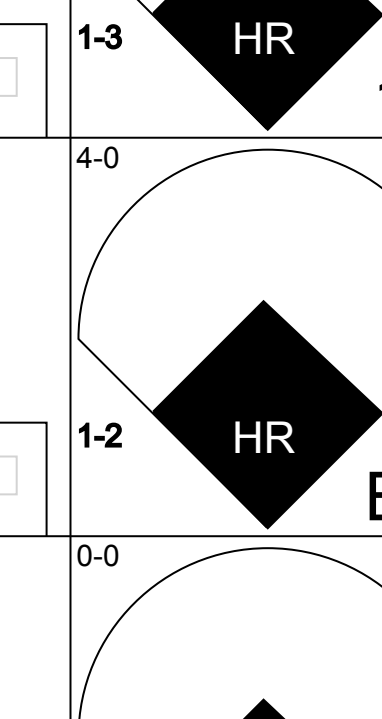
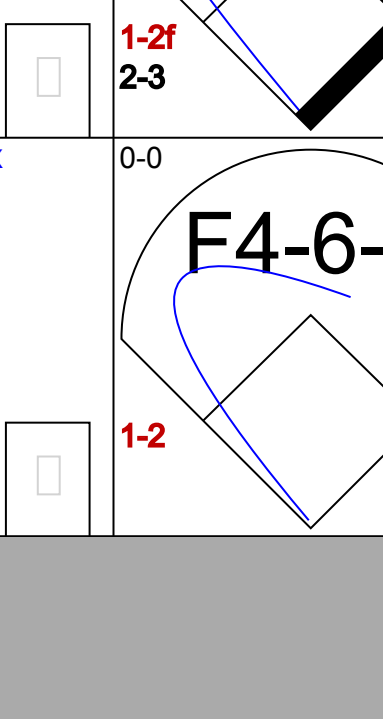
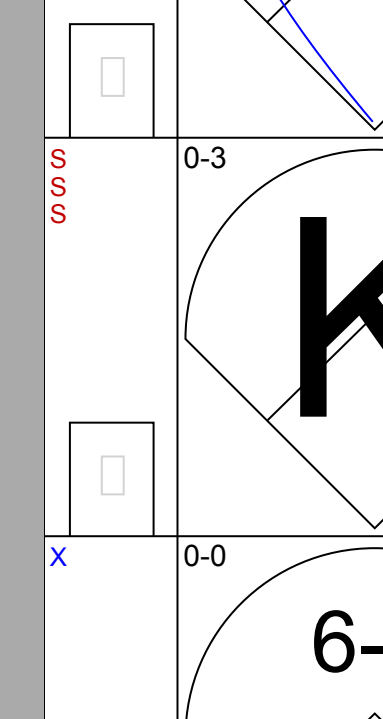
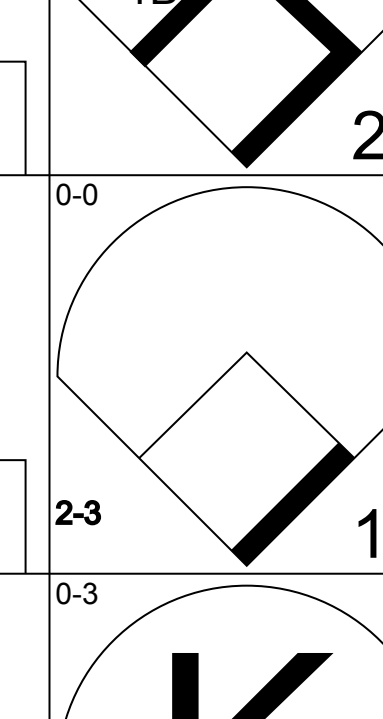
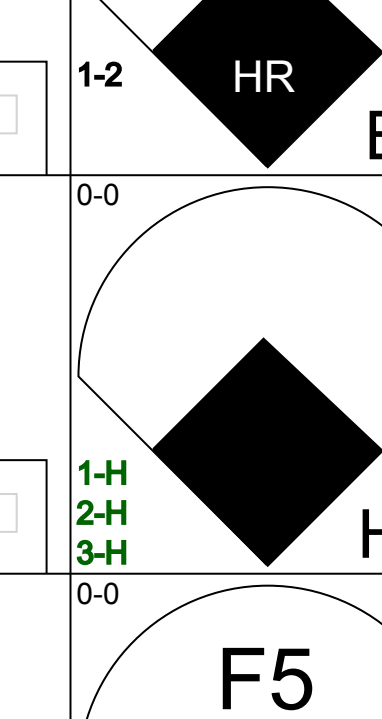
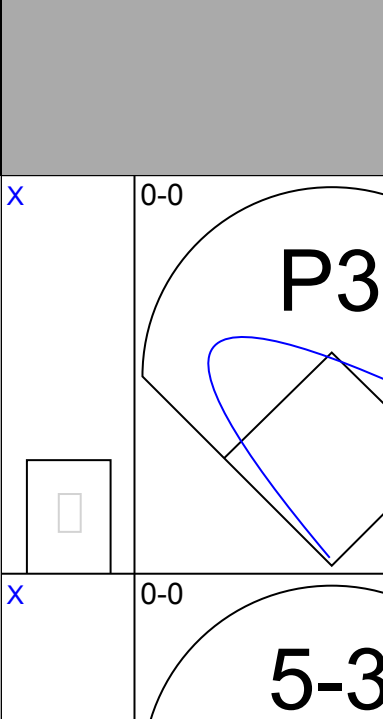
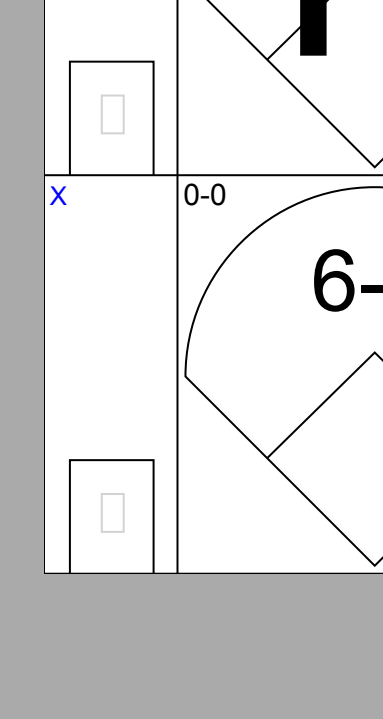
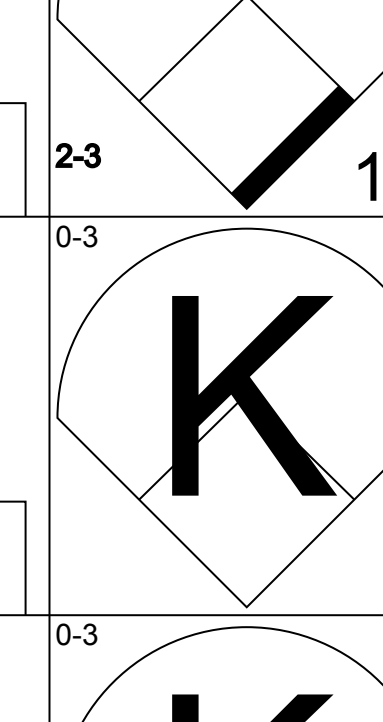
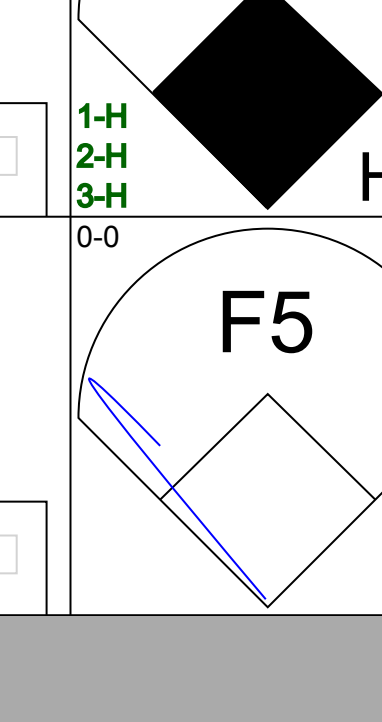
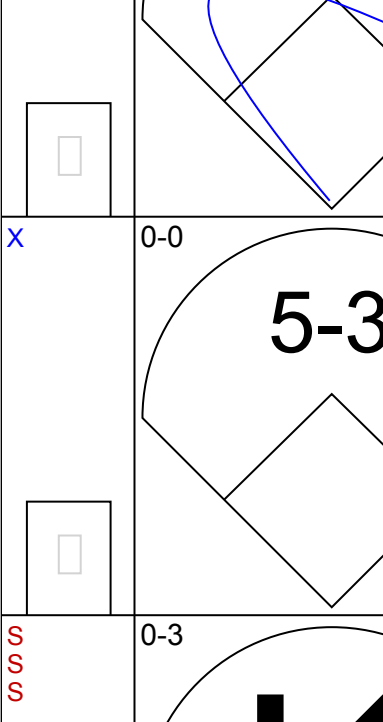
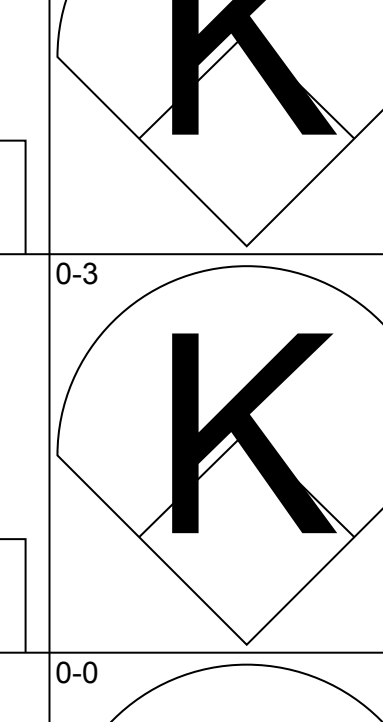
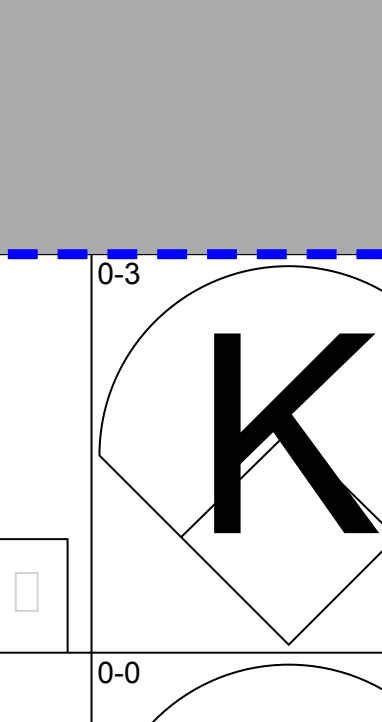
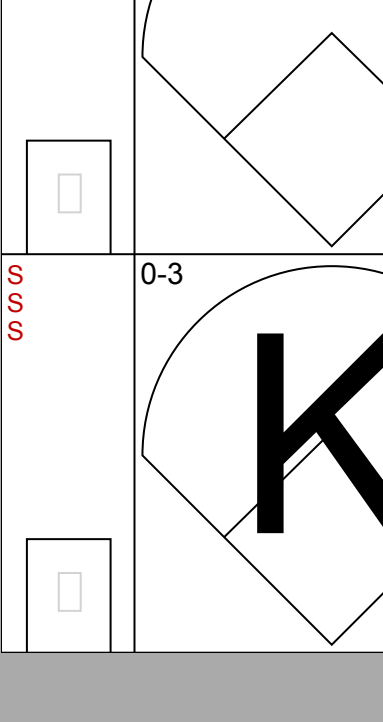
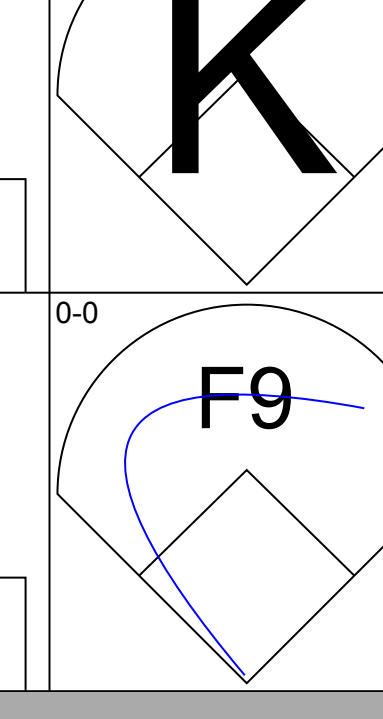
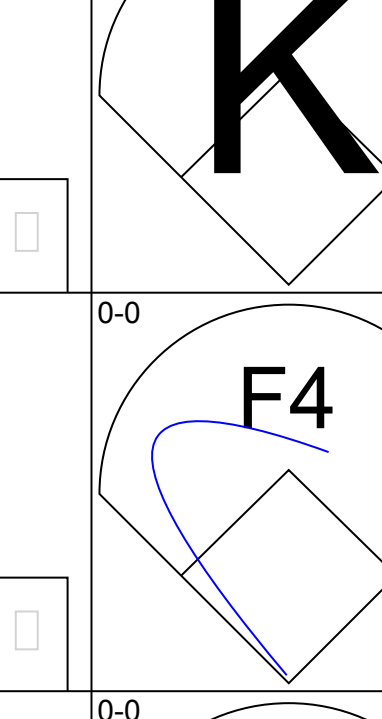
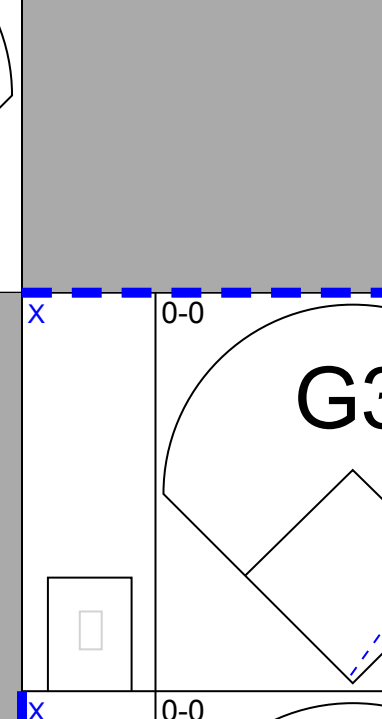
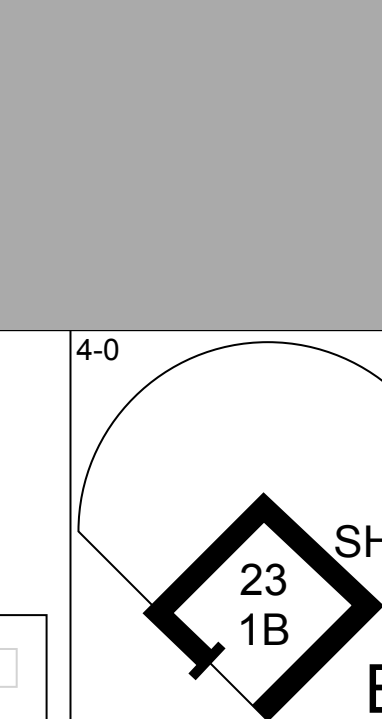
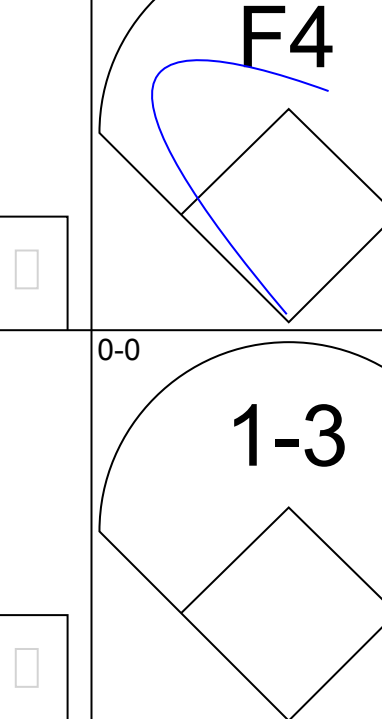
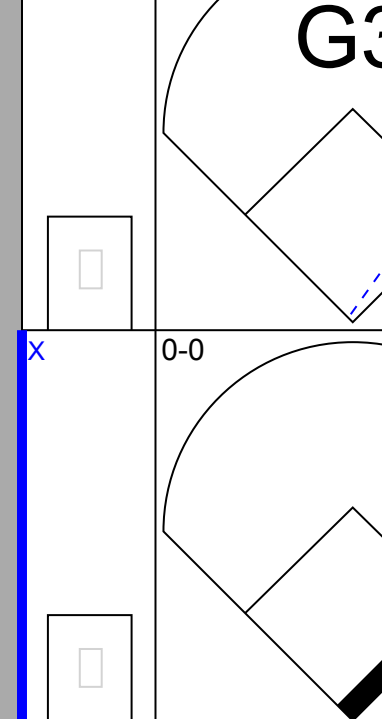
AB 35
R 1
H 8
RBI 1
BB 2
SO 6
LOB 20



AB 34
R 4
H 10
RBI 3
SO 10
LOB 18



Batter	1	2	3	4	5	6	7	8	9	AB	R	H	RBI	BB	SO	LOB	TOP				
Tim Raines, S OBP: 0.397, SLG: 0.429 (1, 8)										4	0	1	0	0	1	0	Montreal Expos @ Chicago Cubs Wrigley Field, Chicago, IL Sun Aug 05 1984, 3:33 AM CDT Att: 35,142 - Unknown				
Mike Stenhouse, L OBP: 0.322, SLG: 0.328 Jeff Reardon, R (7, 1)										4	0	0	0	0	1	2					
Andre Dawson, R OBP: 0.291, SLG: 0.362 (1, 9)										4	1	2	1	0	1	0					
Gary Carter, R OBP: 0.349, SLG: 0.506 (1, 2)										4	0	0	0	0	1	1					
Dan Driessen, L OBP: 0.362, SLG: 0.413 (1, 3)										4	1	1	0	0	1	1					
Tim Lincecum, R OBP: 0.326, SLG: 0.453 (1, 5)										4	1	2	1	0	1	1					
Derrel Thomas, S OBP: 0.347, SLG: 0.366 (1, 6)										4	0	1	0	0	0	2					
Doug Flynn, R OBP: 0.290, SLG: 0.304 Jim Wohlford, R OBP: 0.314, SLG: 0.352 (9, PH)										3	0	1	1	0	0	1					
Rick Grapenthin, R (1, 1)										1	0	0	0	0	0	0					
Tony Scott, S OBP: 0.329, SLG: 0.311 Gary Lucas, L (4, PH)										1	0	0	0	0	0	2					
Pete Rose, S OBP: 0.339, SLG: 0.299 Max Venable, L OBP: 0.333, SLG: 0.357 (7, 7)										0	0	0	0	0	0	0					
Inning Stats	R: 0 E: 0 K: 1 S: 5	H: 0 LOB: 0 BB: 0 P: 5	R: 1 E: 0 K: 0 S: 5	H: 2 LOB: 1 BB: 0 P: 5	R: 0 E: 0 K: 0 S: 3	H: 0 LOB: 0 BB: 0 P: 3	R: 2 E: 0 K: 0 S: 7	H: 4 LOB: 2 BB: 0 P: 7	R: 0 E: 0 K: 2 S: 7	H: 0 LOB: 0 BB: 0 P: 7	R: 0 E: 0 K: 0 S: 4	H: 1 LOB: 2 BB: 1 P: 8	R: 0 E: 0 K: 1 S: 6	H: 1 LOB: 1 BB: 0 P: 6	R: 0 E: 0 K: 0 S: 3	H: 0 LOB: 0 BB: 0 P: 3	1B: 6 2B: 0 3B: 0 HR: 2	SF: 0 SAC: 0 DP: 0 HBP: 0	WP: 0 PB: 0 SB: 1 CS: 0	PA: 36	
PITCHER	IP	WLS	BF	H	R	ER	SO	BB	IBB	HBP	BLK	WP	HR	S	P	ERA	WHIP				
Rich Bordi, R ERA: 3.0 (1, 1)	4.0		18	6	3	3	1	0	0	0	0	0	2	20	20	6.75	1.500				
Rick Reuschel, R ERA: 5.31 (5, 1)	3.0	W	11	1	0	0	4	1	0	0	0	0	0	18	22	0.00	0.667				
Lee Smith, R ERA: 3.47 (8, 1)	2.0	S	7	1	0	0	1	0	0	0	0	0	0	9	9	0.00	0.500				

Batter	1	2	3	4	5	6	7	8	9	AB	R	H	RBI	BB	SO	LOB	BOTTOM				
Henry Cotto, R OBP: 0.318, SLG: 0.284 (1, 8)										3	0	1	0	0	1	1	Montreal Expos @ Chicago Cubs Wrigley Field, Chicago, IL Sun Aug 05 1984, 3:33 AM CDT Att: 35,142 - Unknown				
23 Ryne Sandberg, R OBP: 0.381, SLG: 0.557 (1, 4)										4	1	2	0	0	0	1					
Gary Matthews, R OBP: 0.392, SLG: 0.386 Bob Dernier, R OBP: 0.395, SLG: 0.397 (1, 7)										4	1	1	0	0	0	2					
Leon Durham, L OBP: 0.391, SLG: 0.519 (1, 3)										3	1	1	0	1	1	2					
Keith Moreland, R OBP: 0.334, SLG: 0.459 (1, 9)											4	1	2	4	0	0					
Jody Davis, R OBP: 0.328, SLG: 0.462 (1, 2)										3	0	0	0	0	1	2					
Ron Cey, R OBP: 0.302, SLG: 0.411 (1, 5)										3	0	0	0	0	3	2					
Dave Owen, S OBP: 0.244, SLG: 0.257 (1, 6)										3	0	0	0	0	0	2					
Rich Bordi, R OBP: 0.111, SLG: 0.059 Rick Reuschel, R OBP: 0.241, SLG: 0.333 Jay Johnstone, L OBP: 0.368, SLG: 0.344 Lee Smith, R (8, 1)										1	0	0	0	1	0	0					
Inning Stats	R: 0 E: 0 K: 0 S: 3	H: 0 LOB: 0 BB: 0 P: 3	R: 0 E: 0 K: 2 S: 9	H: 2 LOB: 2 BB: 0 P: 9	R: 4 E: 0 K: 0 S: 5	H: 3 LOB: 0 BB: 2 P: 13	R: 0 E: 0 K: 1 S: 5	H: 0 LOB: 0 BB: 0 P: 5	R: 0 E: 0 K: 1 S: 5	H: 0 LOB: 0 BB: 0 P: 5	R: 0 E: 0 K: 1 S: 6	H: 1 LOB: 1 BB: 0 P: 6	R: 0 E: 0 K: 1 S: 5	H: 0 LOB: 0 BB: 0 P: 5	R: 0 E: 0 K: 0 S: 3	H: 0 LOB: 0 BB: 0 P: 3		1B: 6 2B: 1 3B: 0 HR: 1	SF: 0 SAC: 1 DP: 1 HBP: 0	WP: 0 PB: 0 SB: 0 CS: 0	PA: 32
PITCHER	IP	WLS	BF	H	R	ER	SO	BB	IBB	HBP	BLK	WP	HR	S	P	ERA	WHIP				
Rick Grapenthin, R ERA: 12.0 (1, 1)	3.0	L	15	5	4	4	2	0	0	0	0	0	1	17	25	12.00	2.333				
Gary Lucas, L ERA: 2.47 (4, 1)	3.0		10	2	0	0	2	0	0	0	0	0	0	14	14	0.00	0.667				
Jeff Reardon, R ERA: 2.64 (7, 1)	2.0		7	1	0	0	2	0	0	0	0	0	0	11	11	0.00	0.500				

Batter	1	2	3	4	5	6	7	8	9	AB	R	H	RBI	BB	SO	LOB	TOP			
Juan Samuel, R (1.4) OBP: 0.328, SLG: 0.457	F8					K		WP 1B S		4	1	2	1	0	1	0	Philadelphia Phillies @ Montreal Expos Olympic Stadium, Montreal, QB Mon Aug 06 1984, 7:05 PM EDT Att: 32,349 - Unknown			
Jeff Stone, L (1.7) OBP: 0.444, SLG: 0.574 Glenn Wilson, R (2.7) OBP: 0.280, SLG: 0.391	6-3					F7		5-3		1	0	0	0	0	0	0				
Von Hayes, L (1.8) OBP: 0.362, SLG: 0.474	F8									4	0	2	1	0	0	1				
Mike Schmidt, R (1.5) OBP: 0.384, SLG: 0.500			F9			K		F5		4	0	0	0	0	1	3				
Len Matuszek, L (1.3) OBP: 0.342, SLG: 0.476			F8			1B SF7 BB		K		2	1	0	0	2	1	1				
Greg Gross, L (1.9) OBP: 0.408, SLG: 0.370			F4-3			1B SF7		F4-6-3		4	0	1	0	0	0	1				
Bo Diaz, R (1.2) OBP: 0.243, SLG: 0.299						SF7		F2		3	0	0	1	0	2	0				
Ivan De Jesus, R (1.6) OBP: 0.326, SLG: 0.311			1-3			K		WP 1B		4	1	1	0	0	2	1				
Steve Carlton, L (1.1) OBP: 0.222, SLG: 0.302			G3			G3		1B WP		3	1	1	0	0	0	1				
Inning Stats	R: 0 E: 0 K: 0 S: 3	H: 0 LOB: 0 BB: 0 P: 3	R: 0 E: 0 K: 0 S: 3	H: 0 LOB: 0 BB: 0 P: 3	R: 0 E: 0 K: 1 S: 5	H: 0 LOB: 0 BB: 0 P: 5	R: 0 E: 0 K: 0 S: 4	H: 1 LOB: 1 BB: 0 P: 4	R: 1 E: 0 K: 1 S: 6	H: 1 LOB: 1 BB: 1 P: 10	R: 0 E: 0 K: 0 S: 2	H: 0 LOB: 0 BB: 1 P: 6	R: 3 E: 0 K: 1 S: 9	H: 4 LOB: 1 BB: 0 P: 9	R: 0 E: 0 K: 2 S: 7	H: 0 LOB: 0 BB: 0 P: 7	1B: 6 2B: 1 3B: 0 HR: 0	SF: 1 SAC: 0 DP: 1 HBP: 0	WP: 2 PB: 0 SB: 3 CS: 0	PA: 35
PITCHER	IP WLS BF H R ER SO BB IBB HBP BLK WP HR S P ERA WHIP																			
Charlie Lea, R (1.1) ERA: 2.88	8.0 L 32 7 4 4 5 2 0 0 0 0 2 0 40 48 4.50 1.125																			
Gary Lucas, L (9.1) ERA: 2.42	1.0 3 0 0 0 2 0 0 0 0 0 0 0 7 7 0.00 0.000																			

Batter	1	2	3	4	5	6	7	8	9	AB	R	H	RBI	BB	SO	LOB	BOTTOM					
Tim Raines, S (1.8) OBP: 0.398, SLG: 0.429	K					G5-4-3		F8		4	0	2	0	0	1	0	Philadelphia Phillies @ Montreal Expos Olympic Stadium, Montreal, QB Mon Aug 06 1984, 7:05 PM EDT Att: 32,349 - Unknown					
Pete Rose, S (1.3) OBP: 0.338, SLG: 0.298	1B		CS		1-3	G5-4-3		6-3		4	0	1	0	0	0	1						
Andre Dawson, R (1.9) OBP: 0.288, SLG: 0.358	FC1-5-4				F3			F9		4	0	0	0	0	0	1						
Gary Carter, R (1.2) OBP: 0.350, SLG: 0.514	FC6-4				FC6-4			4-3		4	1	2	1	0	0	1						
Tim Wallach, R (1.5) OBP: 0.323, SLG: 0.449			F2		FC6-4			F7		3	0	0	0	0	0	1						
Jim Wehlford, R (1.7) OBP: 0.314, SLG: 0.351			5-3			K		1B		3	0	1	0	0	1	0						
Doug Flynn, R (1.4) OBP: 0.287, SLG: 0.300			F9			F1-3		F9		3	0	0	0	0	0	1						
Mike Ramsey, S (1.6) OBP: 0.139, SLG: 0.143 Derrel Thomas, S (8, PH) OBP: 0.324, SLG: 0.364			K			5-3		6-3		2	0	0	0	0	1	0						
Charlie Lea, R (1.1) OBP: 0.105, SLG: 0.089 Tony Scott, S (8, PH) OBP: 0.324, SLG: 0.306 Gary Lucas, L (9.1)			K			5-3		5-3		1	0	0	0	0	0	0						
Inning Stats	R: 0 E: 0 K: 1 S: 6	H: 1 LOB: 1 BB: 0 P: 6	R: 0 E: 0 K: 0 S: 3	H: 0 LOB: 0 BB: 0 P: 3	R: 0 E: 0 K: 2 S: 7	H: 1 LOB: 0 BB: 0 P: 7	R: 0 E: 0 K: 0 S: 4	H: 1 LOB: 1 BB: 0 P: 4	R: 0 E: 0 K: 1 S: 5	H: 0 LOB: 0 BB: 0 P: 5	R: 0 E: 0 K: 0 S: 3	H: 1 LOB: 1 BB: 0 P: 3	R: 1 E: 0 K: 0 S: 5	H: 2 LOB: 1 BB: 0 P: 5	R: 0 E: 0 K: 0 S: 3	H: 0 LOB: 0 BB: 0 P: 3	R: 0 E: 0 K: 0 S: 3	H: 0 LOB: 0 BB: 0 P: 3	1B: 5 2B: 0 3B: 0 HR: 1	SF: 0 SAC: 0 DP: 1 HBP: 0	WP: 0 PB: 0 SB: 0 CS: 1	PA: 32
PITCHER	IP WLS BF H R ER SO BB IBB HBP BLK WP HR S P ERA WHIP																					
Steve Carlton, L (1.1) ERA: 3.1	9.0 W 31 6 1 1 4 0 0 0 0 0 0 1 39 39 1.00 0.667																					

AB	32
R	4
H	7
RBI	3
BB	2
SO	7
LOB	11



AB	31
R	1
H	6
RBI	1
BB	0
SO	4
LOB	5



Batter	1	2	3	4	5	6	7	8	9	AB	R	H	RBI	BB	SO	LOB	TOP																
Juan Samuel, R (1,4) OBP: 0.332, SLG: 0.464	0-0 FC6-4 1B		0-0 F6-4-3 1B		0-3 K		0-0 G1-6-3			4	0	2	0	0	1	3	Philadelphia Phillies @ Montreal Expos Olympic Stadium, Montreal, QB Tue Aug 07 1984, 7:05 PM EDT Att: 39,271 - Unknown livebaseballscores.com																
Jeff Stone, L (1,7) OBP: 0.444, SLG: 0.537	0-0 FC6-4 1-2		0-0 F6-4-3 1-2			0-3 K		1-0 SF8 HBP		3	1	0	0	0	1	2																	
Von Hayes, L (1,8) OBP: 0.362, SLG: 0.469	4-0 1-2 BB		0-0 3-1			0-0 S 1B		0-0 SF8 1-H		2	0	1	1	1	0	0																	
Mike Schmidt, R (1,5) OBP: 0.385, SLG: 0.504	0-3 K			0-0 F5		0-0 F7		0-0 5-3		4	0	0	0	0	1	3																	
Len Matuszek, L (1,3) OBP: 0.346, SLG: 0.474	0-3 K			0-0 G3		0-0 F7 1-2		4-0 CS BB		3	0	0	0	1	1	3																	
Greg Gross, L (1,9) OBP: 0.405, SLG: 0.364		0-0 F8		0-0 3-1			4-0 1B SF9 BB	0-0 CS 1-2	0-0 6-3	3	1	0	0	1	0	0																	
John Wockenfuss, R (1,2) OBP: 0.362, SLG: 0.443		0-3 K			0-0 F6-4-3 1B				0-3 K	3	0	2	0	0	1	0																	
Kiko Garcia, R (7,6) OBP: 0.281, SLG: 0.264										0	0	0	0	0	0	0																	
Bo Diaz, R (9,PH) OBP: 0.256, SLG: 0.310										1	0	0	0	0	1	0																	
Ivan De Jesus, R (1,6) OBP: 0.326, SLG: 0.312					0-0 F6-4-3 1-2		0-0 SF9 3-H 4-0		0-0 6-3	2	0	1	0	0	0	1																	
Tim Corcoran, L (7,PH) OBP: 0.439, SLG: 0.513										0	0	0	1	0	0	0																	
Ozzie Virgil, R (7,2) OBP: 0.324, SLG: 0.466										1	0	0	0	0	0	0																	
Kevin Gross, R (1,1) OBP: 0.083, SLG: 0.043										1	0	0	0	1	0	1																	
Sixto Lezcano, R (7,PH) OBP: 0.376, SLG: 0.515										0	0	0	0	1	0	0																	
Bill Campbell, R (7,1) OBP: 0.324, SLG: 0.466										0	0	0	0	0	0	0																	
Al Holland, R (8,1) OBP: 0.324, SLG: 0.466										0	0	0	0	0	0	0																	
Glenn Wilson, R (8,9) OBP: 0.324, SLG: 0.466										0	0	0	0	0	0	0																	
Inning Stats	R: 0 E: 0 K: 2 S: 8	H: 1 LOB: 2 BB: 1 P: 12	R: 0 E: 0 K: 1 S: 6	H: 1 LOB: 1 BB: 0 P: 6	R: 0 E: 0 K: 0 S: 3	H: 1 LOB: 0 BB: 0 P: 3	R: 0 E: 0 K: 0 S: 3	H: 0 LOB: 0 BB: 0 P: 3	R: 0 E: 0 K: 1 S: 5	H: 1 LOB: 1 BB: 1 P: 9	R: 0 E: 0 K: 0 S: 6	H: 1 LOB: 1 BB: 0 P: 6	R: 1 E: 0 K: 0 S: 3	H: 1 LOB: 1 BB: 2 P: 11	R: 1 E: 1 K: 0 S: 2	H: 0 LOB: 0 BB: 1 P: 7	R: 0 E: 0 K: 1 S: 5	H: 0 LOB: 0 BB: 0 P: 5	1B: 6 2B: 0 3B: 0 HR: 0	SF: 2 SAC: 0 DP: 3 HBP: 1	WP: 0 PB: 0 SB: 3 CS: 1	PA: 36											
PITCHER	IP WLS BF H R ER SO BB IBB HBP BLK WP HR S P ERA WHIP																																
Steve Rogers, R (1,1) ERA: 5.3	7.0	28	6	1	1	5	4	0	0	0	0	0	0	34	50	1.29	1.429																
Jeff Reardon, R (8,1) ERA: 2.55	2.0	7	0	1	0	1	1	0	1	0	0	0	0	7	12	0.00	0.500																

Batter	1	2	3	4	5	6	7	8	9	AB	R	H	RBI	BB	SO	LOB	BOTTOM																
Miguel Dilone, S (1,7) OBP: 0.333, SLG: 0.373	4-0 1B S 2B BB		0-0 1-3		0-0 2B		0-0 6-3			3	1	1	0	1	0	1	Philadelphia Phillies @ Montreal Expos Olympic Stadium, Montreal, QB Tue Aug 07 1984, 7:05 PM EDT Att: 39,271 - Unknown livebaseballscores.com																
Jeff Reardon, R (8,1) ERA: 2.55										0	0	0	0	0	0	0																	
Tony Scott, S (1,8) OBP: 0.316, SLG: 0.288	0-0 F7 1-2		0-3 K		0-3 K			4-0 SH 1B BB		3	1	0	0	1	2	2																	
Mike Stenhouse, L (1,9) OBP: 0.316, SLG: 0.320	0-3 K		0-3 K			0-0 F9		0-0 SH 1B 1B		3	1	0	0	0	2	1																	
Mike Ramsey, S (9,6) OBP: 0.139, SLG: 0.143								1-2 1B		0	0	0	0	0	0	0																	
Gary Carter, R (1,2) OBP: 0.355, SLG: 0.513	0-0 2B 2-3 1B			0-0 F7		4-0 1B BB		0-0 FC5 1B 1-2 2-H 1B		3	0	2	1	1	0	0																	
Dan Driessen, L (1,3) OBP: 0.368, SLG: 0.427	0-0 1-3 3-H 2B			0-0 WP 2B		0-0 F2		0-0 FC5 1B		4	0	3	2	0	0	1																	
Tim Wallach, R (1,5) OBP: 0.324, SLG: 0.448	0-0 5-3			0-0 F9		0-0 1B		0-0 FC5		4	0	1	0	0	0	5																	
Derrel Thomas, S (1,6) OBP: 0.341, SLG: 0.359			0-0 4-3		0-0 1-3 2-3		0-0 4-3		0-0 F9	4	0	0	0	0	0	5																	
Doug Flynn, R (1,4) OBP: 0.282, SLG: 0.295		0-0 F7			0-0 F4-3		0-0 F6-3		0-0 F9	4	0	0	0	0	0	2																	
Steve Rogers, R (1,1) ERA: 3.91										2	0	0	0	0	0	0																	
Tim Raines, S (7,PH) OBP: 0.397, SLG: 0.425								0-0 6-3		0	0	0	0	1	0	0																	
								0-0 CS BB		0	0	0	0	1	0	0																	
Inning Stats	R: 1 E: 0 K: 1 S: 7	H: 2 LOB: 2 BB: 1 P: 11	R: 0 E: 0 K: 0 S: 3	H: 0 LOB: 0 BB: 0 P: 3	R: 0 E: 0 K: 2 S: 7	H: 0 LOB: 0 BB: 0 P: 7	R: 0 E: 0 K: 0 S: 4	H: 1 LOB: 1 BB: 0 P: 4	R: 0 E: 0 K: 1 S: 6	H: 1 LOB: 1 BB: 0 P: 6	R: 0 E: 0 K: 0 S: 4	H: 1 LOB: 2 BB: 1 P: 8	R: 0 E: 0 K: 0 S: 2	H: 0 LOB: 0 BB: 1 P: 6	R: 2 E: 0 K: 0 S: 6	H: 2 LOB: 2 BB: 1 P: 10		R: 0 E: 0 K: 0 S: 5	H: 0 LOB: 0 BB: 0 P: 5	1B: 4 2B: 3 3B: 0 HR: 0	SF: 0 SAC: 1 DP: 0 HBP: 0	WP: 1 PB: 0 SB: 1 CS: 1	PA: 35										
PITCHER	IP WLS BF H R ER SO BB IBB HBP BLK WP HR S P ERA WHIP																																
Kevin Gross, R (1,1) ERA: 3.91	6.0	25	5	1	1	4	2	0	0	0	0	0	0	31	39	1.50		1.167															
Bill Campbell, R (7,1) ERA: 3.46	1.0	6	1	2	2	0	2	0	0	0	0	0	4	12	18.00	3.000																	
Al Holland, L (8,1) ERA: 2.48	1.0	4	1	0	0	0	0	0	0	0	0	0	4	4	0.00	1.000																	



Batter	1	2	3	4	5	6	7	8	9	AB	R	H	RBI	BB	SO	LOB	TOP			
Juan Samuel, R OBP: 0.329, SLG: 0.460	F4-3		K			K			F9	4	0	0	0	0	2	0	Philadelphia Phillies @ Montreal Expos Olympic Stadium, Montreal, QB Wed Aug 08 1984, 7:05 PM EDT Att: 25,244 - Unknown AB 32 R 1 H 6 RBI 1 BB 0 SO 6 LOB 6			
Jeff Stone, L OBP: 0.434, SLG: 0.521	F7			K			1-3		1B	4	0	1	0	0	1	0				
Von Hayes, L OBP: 0.360, SLG: 0.469				F9			K		K	4	0	1	0	0	2	1				
Mike Schmidt, R OBP: 0.384, SLG: 0.501	6-3			F7			1-3			4	0	1	0	0	0	1				
Len Matuszek, L OBP: 0.341, SLG: 0.465		F7			F4-3			F8	F8	4	0	0	0	0	2	0				
Greg Gross, L OBP: 0.404, SLG: 0.363		F8			F4-3					3	1	1	0	0	0	0				
Ozzie Virgil, R OBP: 0.324, SLG: 0.465		F2			F8					3	0	1	0	0	0	0				
Ivan De Jesus, R OBP: 0.324, SLG: 0.310			6-3			F7				2	0	0	0	0	0	0				
Tim Corcoran, L OBP: 0.442, SLG: 0.516									F5-4-3	1	0	1	1	0	0	0				
Luis Aguayo, R OBP: 0.364, SLG: 0.464										0	0	0	0	0	0	0				
Jerry Koosman, R OBP: 0.113, SLG: 0.096				F7						2	0	0	0	0	1	0				
Sixto Lezcano, R OBP: 0.374, SLG: 0.512						K			F5-4-3	1	0	0	0	0	0	2				
Larry Andersen, R OBP: 0.374, SLG: 0.512										0	0	0	0	0	0	0				
Larry Andersen, R OBP: 0.374, SLG: 0.512										0	0	0	0	0	0	0				
Inning Stats	R: 0 E: 0 K: 0 S: 4	H: 1 LOB: 1 BB: 0 P: 4	R: 0 E: 0 K: 0 S: 3	H: 0 LOB: 0 BB: 0 P: 3	R: 0 E: 0 K: 1 S: 5	H: 0 LOB: 0 BB: 0 P: 5	R: 0 E: 0 K: 1 S: 5	H: 0 LOB: 0 BB: 0 P: 5	R: 0 E: 0 K: 2 S: 7	H: 0 LOB: 0 BB: 0 P: 7	R: 0 E: 0 K: 1 S: 5	H: 0 LOB: 0 BB: 0 P: 5	R: 1 E: 0 K: 0 S: 5	H: 3 LOB: 1 BB: 0 P: 5	R: 0 E: 0 K: 1 S: 7	H: 2 LOB: 2 BB: 0 P: 7	1B: 5 2B: 1 3B: 0 HR: 0	SF: 0 SAC: 0 DP: 1 HBP: 0	WP: 0 PB: 0 SB: 0 CS: 0	PA: 32
PITCHER	IP WLS BF H R ER SO BB IBB HBP BLK WP HR S P ERA WHIP																			
Bill Gullickson, R ERA: 3.74	(1, 1)	7.1 W 26 4 1 1 5 0 0 0 0 0 0 0 36 36 1.23 0.545																		
Jeff Reardon, R ERA: 2.45	(8, 1)	1.2 S 6 2 0 0 1 0 0 0 0 0 0 0 8 8 0.00 1.200																		

Batter	1	2	3	4	5	6	7	8	9	AB	R	H	RBI	BB	SO	LOB	BOTTOM			
Tim Raines, S OBP: 0.394, SLG: 0.421	4-3	6-3		F3		5-3				4	0	0	0	0	2	0	Philadelphia Phillies @ Montreal Expos Olympic Stadium, Montreal, QB Wed Aug 08 1984, 7:05 PM EDT Att: 25,244 - Unknown AB 31 R 3 H 8 RBI 3 BB 4 SO 2 LOB 18			
Derrel Thomas, S OBP: 0.339, SLG: 0.356		F2		F3			5-3			4	1	1	0	0	2	0				
Andre Dawson, R OBP: 0.287, SLG: 0.356	E7				F7			CS		4	0	2	0	0	1	0				
Gary Carter, R OBP: 0.354, SLG: 0.510	FC5-4			F3						3	1	0	1	1	0	2				
Dan Driessen, L OBP: 0.370, SLG: 0.432	E1			4-3						4	1	2	0	0	0	1				
Tim Lincecum, R OBP: 0.324, SLG: 0.445				F8						3	0	0	0	1	0	3				
Jim Wohlford, R OBP: 0.324, SLG: 0.374										4	0	2	2	0	0	3				
Doug Flynn, R OBP: 0.289, SLG: 0.296										2	0	1	0	2	0	0				
Bill Gullickson, R OBP: 0.102, SLG: 0.104										2	0	0	0	0	1	3				
Jeff Reardon, R ERA: 1.65										1	0	0	0	0	0	2				
Inning Stats	R: 3 E: 3 K: 0 S: 7	H: 3 LOB: 3 BB: 2 P: 15	R: 0 E: 0 K: 1 S: 5	H: 0 LOB: 0 BB: 0 P: 5	R: 0 E: 0 K: 0 S: 3	H: 0 LOB: 0 BB: 0 P: 3	R: 0 E: 0 K: 0 S: 5	H: 2 LOB: 2 BB: 0 P: 5	R: 0 E: 0 K: 0 S: 4	H: 1 LOB: 2 BB: 1 P: 8	R: 0 E: 0 K: 1 S: 5	H: 0 LOB: 0 BB: 0 P: 5	R: 0 E: 0 K: 0 S: 3	H: 1 LOB: 2 BB: 1 P: 8	R: 0 E: 0 K: 0 S: 4	H: 1 LOB: 2 BB: 1 P: 8	1B: 6 2B: 2 3B: 0 HR: 0	SF: 0 SAC: 1 DP: 0 HBP: 0	WP: 0 PB: 0 SB: 0 CS: 1	PA: 36
PITCHER	IP WLS BF H R ER SO BB IBB HBP BLK WP HR S P ERA WHIP																			
Jerry Koosman, L ERA: 2.79	(1, 1)	7.0 L 31 7 3 0 2 2 1 0 0 0 0 0 0 32 44 0.00 1.286																		
Larry Andersen, R ERA: 1.65	(8, 1)	1.0 5 1 0 0 0 0 0 1 0 0 0 0 0 4 8 0.00 1.000																		

Batter	1	2	3	4	5	6	7	8	9	10	AB	R	H	RBI	BB	SO	LOB	TOP			
Bob Dernier, R OBP: 0.399, SLG: 0.403 (1, 8)	K		F4			BB		F7			3	0	0	0	1	1	1				
23 Ryne Sandberg, R OBP: 0.376, SLG: 0.542 (1, 4)	5-3		F4-3			1B		5-3			4	0	1	0	0	0	0				
Gary Matthews, R OBP: 0.394, SLG: 0.388 (1, 7)	K							F9			4	0	1	0	0	1	1				
Gary Woods, R OBP: 0.349, SLG: 0.446 (9, 7)	K										0	0	0	0	0	0	0				
Keith Moreland, R OBP: 0.345, SLG: 0.464 (1, 3)		3-1		K				K			4	0	0	0	0	2	1				
Jody Davis, R OBP: 0.324, SLG: 0.462 (1, 2)	K		F4-3					F3		K	4	0	0	0	0	2	1				
Henny Cotto, R OBP: 0.342, SLG: 0.321 (1, 9)		6-3						E5		1B	4	0	1	0	0	1	0				
Ron Cey, R OBP: 0.305, SLG: 0.415 (1, 5)			5-3					F3			4	0	0	0	0	1	2				
Larry Bowa, S OBP: 0.263, SLG: 0.263 (1, 6)								F9			4	0	1	0	0	0	1				
Dennis Eckersley, R OBP: 0.194, SLG: 0.171 (1, 1)											4	0	1	0	0	0	1				
Leon Durham, L OBP: 0.388, SLG: 0.526 (10, PH)											1	0	0	0	0	1	2				
George Frazier, R OBP: 0.290, SLG: 0.200 (10, 1)			K					F7			0	0	0	0	0	0	0				
Inning Stats	R: 0 E: 0 K: 2 S: 7	H: 0 LOB: 0 BB: 0 P: 7	R: 0 E: 0 K: 1 S: 5	H: 0 LOB: 0 BB: 0 P: 5	R: 0 E: 0 K: 1 S: 6	H: 1 LOB: 1 BB: 0 P: 6	R: 0 E: 0 K: 1 S: 6	H: 1 LOB: 1 BB: 0 P: 6	R: 0 E: 0 K: 2 S: 7	H: 0 LOB: 0 BB: 0 P: 7	R: 0 E: 1 K: 1 S: 6	H: 0 LOB: 1 BB: 0 P: 6	R: 0 E: 0 K: 0 S: 3	H: 0 LOB: 0 BB: 0 P: 3	R: 0 E: 0 K: 0 S: 9	H: 1 LOB: 2 BB: 0 P: 9	1B: 4 2B: 0 3B: 0 HR: 0	SF: 0 SAC: 0 DP: 0 HBP: 0	WP: 0 PA: 36 PB: 0 SB: 0 CS: 1		
PITCHER Dan Schatzeder, L ERA: 2.27 (1, 1)	IP: 10.0 WLS: W BF: 36 H: 4 R: 0 ER: 0 SO: 11 BB: 1 IBB: 0 HBP: 0 BLK: 0 WP: 0 HR: 0 S: 57 P: 61 ERA: 0.00 WHIP: 0.500											PITCHER									

Chicago Cubs @ Montreal Expos
Olympic Stadium, Montreal, QB
Thu Aug 09 1984, 7:05 PM EDT
Att: 20,227 - Unknown

AB	35
R	0
H	4
RBI	0
BB	1
SO	11
LOB	10



Batter	1	2	3	4	5	6	7	8	9	10	AB	R	H	RBI	BB	SO	LOB	BOTTOM			
Tim Raines, S OBP: 0.392, SLG: 0.418 (1, 8)	6-3			3-1		F6		F4			5	1	1	0	0	0	1				
Max Venable, L OBP: 0.350, SLG: 0.333 (1, 7)	K			G4-6-3 1B				F5			4	0	1	0	0	1	2				
Andre Dawson, R OBP: 0.289, SLG: 0.359 (1, 9)	F4			G4-6-3 1-2				F1			5	0	2	1	0	0	2				
Gary Carter, R OBP: 0.351, SLG: 0.505 (1, 2)		6-3				F3		F9			4	0	0	0	0	0	2				
Dan Driessen, L OBP: 0.372, SLG: 0.429 (1, 3)		F3				3-1					2	0	0	0	2	0	0				
Tim Wallach, R OBP: 0.325, SLG: 0.445 (1, 5)		F9				FC4-6 1B					4	0	2	0	0	0	3				
Doug Flynn, R OBP: 0.286, SLG: 0.293 (1, 4)				F4-3				F9			3	0	0	0	0	0	4				
Mike Stenhouse, L OBP: 0.314, SLG: 0.318 (9, PH)						FC4-6 1-2					1	0	0	0	0	0	3				
Mike Ramsey, S OBP: 0.128, SLG: 0.132 (1, 6)											3	0	0	0	0	0	0				
Pete Rose, S OBP: 0.335, SLG: 0.296 (9, PH)				4-3							1	0	0	0	0	1	3				
Jim Wohlford, R OBP: 0.324, SLG: 0.374 (10, 5)											0	0	0	0	0	0	0				
Dan Schatzeder, L OBP: 0.333, SLG: 0.350 (1, 1)				G3							3	0	0	0	0	0	0				
Miguel Dilone, S OBP: 0.331, SLG: 0.370 (10, PH)											1	0	0	0	0	1	0				
Inning Stats	R: 0 E: 0 K: 1 S: 5	H: 0 LOB: 0 BB: 0 P: 5	R: 0 E: 0 K: 0 S: 3	H: 0 LOB: 0 BB: 0 P: 3	R: 0 E: 0 K: 0 S: 3	H: 0 LOB: 0 BB: 0 P: 3	R: 0 E: 0 K: 0 S: 3	H: 0 LOB: 3 BB: 1 P: 9	R: 0 E: 1 K: 0 S: 4	H: 1 LOB: 1 BB: 0 P: 4	R: 0 E: 1 K: 1 S: 7	H: 1 LOB: 3 BB: 1 P: 11	R: 1 E: 0 K: 1 S: 6	H: 2 LOB: 1 BB: 0 P: 6	1B: 5 2B: 1 3B: 0 HR: 0	SF: 0 SAC: 0 DP: 1 HBP: 1	WP: 0 PA: 39 PB: 0 SB: 3 CS: 0				
PITCHER Dennis Eckersley, R ERA: 4.07 (1, 1)	IP: 9.0 WLS: L BF: 35 H: 4 R: 0 ER: 0 SO: 2 BB: 0 IBB: 2 HBP: 1 BLK: 0 WP: 0 HR: 0 S: 36 P: 45 ERA: 0.00 WHIP: 0.444											PITCHER									
George Frazier, R ERA: 3.81 (10, 1)	0.2 L 4 2 1 1 0 0 0 0 0 0 6 6 13.50 3.000																				

Chicago Cubs @ Montreal Expos
Olympic Stadium, Montreal, QB
Thu Aug 09 1984, 7:05 PM EDT
Att: 20,227 - Unknown

AB	36
R	1
H	6
RBI	1
BB	2
SO	3
LOB	20



Batter	1	2	3	4	5	6	7	8	9	AB	R	H	RBI	BB	SO	LOB	TOP				
Bob Dernier, R OBP: 0.396, SLG: 0.400	F8		K		F3		1B		F7	5	0	1	0	0	1	3					
23 Ryne Sandberg, R OBP: 0.373, SLG: 0.537	F4		K		G5-3		F4			4	0	0	0	0	1	3					
Gary Matthews, R OBP: 0.393, SLG: 0.395	E5				HR		F8		F9	4	1	1	1	0	0	0					
Keith Moreland, R OBP: 0.341, SLG: 0.459	F9				F4-3		F3		K	4	0	0	0	0	1	1					
Ron Cey, R OBP: 0.307, SLG: 0.414		6-3			2B 6-3 1B		BB		F5	3	1	1	0	1	0	0					
Henry Cotto, R OBP: 0.341, SLG: 0.330		5-3			6-3 1-3 2B		F4			3	0	1	0	0	0	1					
Thad Bosley, L OBP: 0.380, SLG: 0.357									BB 1B	1	0	1	0	0	0	0					
Steve Lake, R OBP: 0.387, SLG: 0.524					6-3		F4-3		K	3	0	1	1	0	0	1	AB 34				
Leon Durham, L OBP: 0.387, SLG: 0.524					2-3 3-H 6-3				K	1	0	0	0	0	1	1	R 2				
Larry Bowa, S OBP: 0.260, SLG: 0.260					6-3		F6		K	3	0	0	0	0	0	2	H 7				
Jay Johnstone, L OBP: 0.376, SLG: 0.403					6-3				K	1	0	0	0	0	1	1	RBI 2				
Rick Reuschel, R OBP: 0.281, SLG: 0.345										2	0	1	0	1	1	0	BB 3				
Tim Stoddard, R OBP: 0.100, SLG: 0.100										0	0	0	0	0	0	0	SO 6				
Jody Davis, R OBP: 0.326, SLG: 0.462									23 G5-3 1B	0	0	0	0	1	0	0	LOB 13				
									1-2 BB	0	0	0	0	1	0	0					
Inning Stats	R: 0 E: 1 K: 0 S: 4	H: 0 LOB: 1 BB: 0 P: 4	R: 0 E: 0 K: 0 S: 4	H: 1 LOB: 1 BB: 0 P: 4	R: 0 E: 0 K: 3 S: 9	H: 0 LOB: 0 BB: 0 P: 9	R: 2 E: 0 K: 0 S: 6	H: 3 LOB: 1 BB: 0 P: 6	R: 0 E: 0 K: 0 S: 3	H: 1 LOB: 0 BB: 1 P: 7	R: 0 E: 0 K: 0 S: 4	H: 1 LOB: 2 BB: 1 P: 8	R: 0 E: 0 K: 2 S: 5	H: 0 LOB: 0 BB: 1 P: 5	R: 0 E: 0 K: 2 S: 8	H: 1 LOB: 2 BB: 1 P: 12	1B: 5 2B: 1 3B: 0 HR: 1	SF: 0 SAC: 0 DP: 1 HBP: 0	WP: 0 PB: 0 SB: 0 CS: 0	PA: 37	
PITCHER	IP WLS BF H R ER SO BB IBB HBP BLK WP HR S P ERA WHIP	IP WLS BF H R ER SO BB IBB HBP BLK WP HR S P ERA WHIP	IP WLS BF H R ER SO BB IBB HBP BLK WP HR S P ERA WHIP	IP WLS BF H R ER SO BB IBB HBP BLK WP HR S P ERA WHIP	IP WLS BF H R ER SO BB IBB HBP BLK WP HR S P ERA WHIP	IP WLS BF H R ER SO BB IBB HBP BLK WP HR S P ERA WHIP	IP WLS BF H R ER SO BB IBB HBP BLK WP HR S P ERA WHIP	IP WLS BF H R ER SO BB IBB HBP BLK WP HR S P ERA WHIP	IP WLS BF H R ER SO BB IBB HBP BLK WP HR S P ERA WHIP	IP WLS BF H R ER SO BB IBB HBP BLK WP HR S P ERA WHIP	IP WLS BF H R ER SO BB IBB HBP BLK WP HR S P ERA WHIP	IP WLS BF H R ER SO BB IBB HBP BLK WP HR S P ERA WHIP	IP WLS BF H R ER SO BB IBB HBP BLK WP HR S P ERA WHIP	IP WLS BF H R ER SO BB IBB HBP BLK WP HR S P ERA WHIP	IP WLS BF H R ER SO BB IBB HBP BLK WP HR S P ERA WHIP	IP WLS BF H R ER SO BB IBB HBP BLK WP HR S P ERA WHIP	IP WLS BF H R ER SO BB IBB HBP BLK WP HR S P ERA WHIP	IP WLS BF H R ER SO BB IBB HBP BLK WP HR S P ERA WHIP	IP WLS BF H R ER SO BB IBB HBP BLK WP HR S P ERA WHIP	IP WLS BF H R ER SO BB IBB HBP BLK WP HR S P ERA WHIP	IP WLS BF H R ER SO BB IBB HBP BLK WP HR S P ERA WHIP

Chicago Cubs @ Montreal Expos
Olympic Stadium, Montreal, QB
Fri Aug 10 1984, 7:05 PM EDT
Att: 21,566 - Unknown

AB	34
R	2
H	7
RBI	2
BB	3
SO	6
LOB	13



Batter	1	2	3	4	5	6	7	8	9	AB	R	H	RBI	BB	SO	LOB	BOTTOM			
Tim Raines, S OBP: 0.391, SLG: 0.415	4-3				F7		G4-6-3			3	0	0	0	1	0	2				
Mike Stenhouse, L OBP: 0.306, SLG: 0.311	F7				6-3		F8			3	0	0	1	0	0	1				
Andre Dawson, R OBP: 0.392, SLG: 0.365									F9	2	1	2	0	0	0	0				
Tony Scott, S OBP: 0.308, SLG: 0.279	BB WP 1B	CS			1B 2B		4-3			2	0	0	0	0	0	0				
Gary Carter, R OBP: 0.353, SLG: 0.511	BB BB				L6		F7		HR	3	1	1	1	1	0	1				
Dan Driessen, L OBP: 0.377, SLG: 0.431	FC6-4				1B		4-3		FC4-6 HBP 2B 1B	3	1	2	1	1	0	0				
Tim Wallach, R OBP: 0.327, SLG: 0.444	FC6-4				F6-4-3 1B		K		FC4-6 HBP	3	0	1	0	0	1	3				
Doug Flynn, R OBP: 0.289, SLG: 0.296					BB SF8 1B		G6-4-3 1B		FC4-6 2B 1-2 2-3	4	1	2	0	0	0	4	AB 30			
Mike Ramsey, S OBP: 0.186, SLG: 0.214					SF8 BB 1B		G6-4-3			4	0	3	1	0	0	1	R 4			
Joe Hesketh, R OBP: 0.336, SLG: 0.370					K					2	0	0	0	0	1	3	H 11			
Miguel Dilone, S OBP: 0.182, SLG: 0.182					FC2-6 WP				K	0	0	0	0	1	0	0	RBI 4			
Bob James, R OBP: 0.182, SLG: 0.182										1	0	0	0	0	1	2	BB 4			
										2	0	0	0	0	1	3	SO 3			
										0	0	0	0	1	0	0	LOB 17			
										1	0	0	0	0	1	2				
Inning Stats	R: 0 E: 0 K: 0 S: 4	H: 1 LOB: 3 BB: 2 P: 12	R: 1 E: 0 K: 1 S: 6	H: 2 LOB: 1 BB: 1 P: 10	R: 1 E: 0 K: 0 S: 5	H: 3 LOB: 1 BB: 0 P: 5	R: 0 E: 0 K: 0 S: 4	H: 1 LOB: 1 BB: 0 P: 4	R: 0 E: 0 K: 0 S: 3	H: 0 LOB: 0 BB: 0 P: 3	R: 0 E: 0 K: 1 S: 5	H: 1 LOB: 0 BB: 0 P: 5	R: 0 E: 0 K: 0 S: 2	H: 0 LOB: 0 BB: 1 P: 6	R: 2 E: 0 K: 1 S: 8	H: 3 LOB: 2 BB: 0 P: 9	1B: 8 2B: 2 3B: 0 HR: 1	SF: 1 SAC: 0 DP: 3 HBP: 1	WP: 2 PB: 0 SB: 0 CS: 1	PA: 37
PITCHER	IP WLS BF H R ER SO BB IBB HBP BLK WP HR S P ERA WHIP	IP WLS BF H R ER SO BB IBB HBP BLK WP HR S P ERA WHIP	IP WLS BF H R ER SO BB IBB HBP BLK WP HR S P ERA WHIP	IP WLS BF H R ER SO BB IBB HBP BLK WP HR S P ERA WHIP	IP WLS BF H R ER SO BB IBB HBP BLK WP HR S P ERA WHIP	IP WLS BF H R ER SO BB IBB HBP BLK WP HR S P ERA WHIP	IP WLS BF H R ER SO BB IBB HBP BLK WP HR S P ERA WHIP	IP WLS BF H R ER SO BB IBB HBP BLK WP HR S P ERA WHIP	IP WLS BF H R ER SO BB IBB HBP BLK WP HR S P ERA WHIP	IP WLS BF H R ER SO BB IBB HBP BLK WP HR S P ERA WHIP	IP WLS BF H R ER SO BB IBB HBP BLK WP HR S P ERA WHIP	IP WLS BF H R ER SO BB IBB HBP BLK WP HR S P ERA WHIP	IP WLS BF H R ER SO BB IBB HBP BLK WP HR S P ERA WHIP	IP WLS BF H R ER SO BB IBB HBP BLK WP HR S P ERA WHIP	IP WLS BF H R ER SO BB IBB HBP BLK WP HR S P ERA WHIP	IP WLS BF H R ER SO BB IBB HBP BLK WP HR S P ERA WHIP	IP WLS BF H R ER SO BB IBB HBP BLK WP HR S P ERA WHIP	IP WLS BF H R ER SO BB IBB HBP BLK WP HR S P ERA WHIP	IP WLS BF H R ER SO BB IBB HBP BLK WP HR S P ERA WHIP	IP WLS BF H R ER SO BB IBB HBP BLK WP HR S P ERA WHIP

Chicago Cubs @ Montreal Expos
Olympic Stadium, Montreal, QB
Fri Aug 10 1984, 7:05 PM EDT
Att: 21,566 - Unknown


AB	30
R	4
H	11
RBI	4
BB	4
SO	3
LOB	17



Batter	1	2	3	4	5	6	7	8	9	AB	R	H	RBI	BB	SO	LOB	TOP
Bob Dernier, R (1, 8) OBP: 0.393, SLG: 0.396	F4		F2			F3		5-3		4	0	0	0	0	0	1	
23 Ryne Sandberg, R (1, 4) OBP: 0.372, SLG: 0.535	F4-3		5-3			F8			F9 1B	4	1	1	0	0	0	0	
Gary Matthews, R (1, 7) Henry Cotto, R (9, 7) OBP: 0.341, SLG: 0.330	6-3		F7			6-3			F9 1-3	4	0	0	0	0	0	1	
Leon Durham, L (1, 3) OBP: 0.388, SLG: 0.526		1B SF8 2B		F8				F4-3		3	1	1	0	1	0	0	
Keith Moreland, R (1, 9) OBP: 0.345, SLG: 0.462				5-3					1B IBB	4	0	3	1	0	0	0	
Jody Davis, R (1, 2) OBP: 0.323, SLG: 0.457		2-3 1B		5-3		F5			1-2 3-H 1B	4	0	0	0	0	5		
Ron Cey, R (1, 5) OBP: 0.305, SLG: 0.412			SF8			5-3			F2	2	0	0	1	0	0	0	
Larry Bowa, S (1, 6) Thad Bosley, L (8, PH) Dave Owen, S (8, 6) OBP: 0.262, SLG: 0.259 OBP: 0.392, SLG: 0.357 OBP: 0.269, SLG: 0.301		3-H 4-0				F4			BB	1	0	0	0	1	0	0	
Dick Ruthven, R (1, 1) Lee Smith, R (8, 1) OBP: 0.242, SLG: 0.313 OBP: 0.111, SLG: 0.111						F8			K	3	0	0	0	0	2	3	
Inning Stats	R: 0 E: 0 K: 0 S: 3	H: 0 LOB: 0 BB: 0 P: 3	R: 1 E: 0 K: 1 S: 7	H: 2 LOB: 2 BB: 1 P: 11	R: 0 E: 0 K: 0 S: 3	H: 0 LOB: 0 BB: 0 P: 3	R: 0 E: 0 K: 0 S: 3	H: 0 LOB: 0 BB: 0 P: 3	R: 0 E: 0 K: 0 S: 3	H: 1 LOB: 0 BB: 0 P: 3	R: 0 E: 0 K: 1 S: 5	H: 0 LOB: 1 BB: 1 P: 9	R: 1 E: 0 K: 0 S: 4	H: 2 LOB: 1 BB: 1 P: 8	1B: 4 2B: 2 3B: 0 HR: 0	SF: 1 SAC: 0 DP: 2 HBP: 0	WP: 0 PA: 33 PB: 0 SB: 1 CS: 0
PITCHER Charlie Lea, R (1, 1) ERA: 2.83	IP: 9.0 WLS: L BF: 33	H: 5 R: 2 ER: 2 SO: 2	BB: 2 IBB: 1 HBP: 0 BLK: 0	WP: 0 HR: 0 S: 34 P: 46	ERA: 2.00 WHIP: 0.778												

Chicago Cubs @ Montreal Expos
Olympic Stadium, Montreal, QB
Sat Aug 11 1984, 3:33 AM EDT
Att: 30,494 - Unknown


AB	29
R	2
H	5
RBI	2
BB	3
SO	2
LOB	10



Batter	1	2	3	4	5	6	7	8	9	AB	R	H	RBI	BB	SO	LOB	BOTTOM
Tim Raines, S (1, 8) OBP: 0.391, SLG: 0.413	F2	F9		S BB		1B BB		F4		3	0	0	0	2	0	3	
Tony Scott, S (1, 7) OBP: 0.325, SLG: 0.301				3-1		1B		F5		5	0	3	0	0	0	3	
Mike Stenhouse, L (1, 9) OBP: 0.302, SLG: 0.307	E6		FC3-6 FC6-4 1B		2B	F8		F4		5	1	1	0	0	5		
Gary Carter, R (1, 2) OBP: 0.351, SLG: 0.507	F6		FC6-4 1B		F7	F6		K		5	0	1	0	0	1	6	
Dan Driessen, L (1, 3) OBP: 0.370, SLG: 0.423	K		FC6-4		F4			F8		5	0	0	0	0	1	5	
Tim Lincecum, R (1, 5) OBP: 0.328, SLG: 0.447		FC3-6 1B	6-3			F6		F7		4	0	2	1	0	0	2	
Doug Flynn, R (1, 4) OBP: 0.288, SLG: 0.299		FC3-6 FC2-5 1B		4-3		F6		F5-3		4	0	1	0	0	2		
Mike Ramsey, S (1, 6) OBP: 0.213, SLG: 0.239		FC2-5 1B		4-3		F7		SH1-4 1B		4	0	2	0	0	1		
Charlie Lea, R (1, 1) OBP: 0.117, SLG: 0.102		FC2-5		K		1B BB 1B		SH1-4		3	0	1	0	0	1	3	
Inning Stats	R: 0 E: 1 K: 1 S: 7	H: 1 LOB: 2 BB: 0 P: 7	R: 0 E: 0 K: 0 S: 5	H: 2 LOB: 2 BB: 0 P: 5	R: 0 E: 0 K: 1 S: 6	H: 1 LOB: 2 BB: 1 P: 10	R: 1 E: 0 K: 0 S: 5	H: 2 LOB: 1 BB: 0 P: 5	R: 0 E: 0 K: 0 S: 3	H: 0 LOB: 0 BB: 1 P: 9	R: 0 E: 0 K: 0 S: 4	H: 1 LOB: 1 BB: 0 P: 4	R: 0 E: 0 K: 1 S: 5	H: 0 LOB: 0 BB: 0 P: 5	1B: 9 2B: 2 3B: 0 HR: 0	SF: 0 SAC: 1 DP: 0 HBP: 0	WP: 0 PA: 41 PB: 0 SB: 1 CS: 0
PITCHER Dick Ruthven, R (1, 1) ERA: 4.21 Lee Smith, R (8, 1) ERA: 3.24	IP: 7.1 WLS: W BF: 5	H: 11 R: 1 ER: 1 SO: 2	BB: 2 IBB: 0 HBP: 0 BLK: 0	WP: 0 HR: 0 S: 38 P: 46	ERA: 1.23 WHIP: 1.773												

Chicago Cubs @ Montreal Expos
Olympic Stadium, Montreal, QB
Sat Aug 11 1984, 3:33 AM EDT
Att: 30,494 - Unknown

AB	38
R	1
H	11
RBI	1
BB	2
SO	3
LOB	30



Batter	1	2	3	4	5	6	7	8	9	AB	R	H	RBI	BB	SO	LOB	TOP																			
Bob Dernier, R OBP: 0.388, SLG: 0.391 (1, 8)										5	1	0	0	0	0	2																				
23 Ryne Sandberg, R OBP: 0.370, SLG: 0.533 (1, 4)										5	0	1	0	0	0	2																				
Gary Matthews, R OBP: 0.390, SLG: 0.390 Henry Cotto, R OBP: 0.341, SLG: 0.330 (1, 7) (8, 7)										3	1	1	0	1	0	1																				
Leon Durham, L OBP: 0.384, SLG: 0.519 (1, 3)										4	0	0	0	0	1	3																				
Keith Moreland, R OBP: 0.344, SLG: 0.463 (1, 9)										4	2	1	0	0	0	1																				
Ron Cey, R OBP: 0.304, SLG: 0.418 (1, 5)										4	1	1	2	0	0	0																				
Jody Davis, R OBP: 0.324, SLG: 0.458 (1, 2)										4	1	2	0	0	0	0																				
Tom Verzyer, R OBP: 0.281, SLG: 0.267 (1, 6)										3	1	1	1	0	0	1																				
Rick Sutcliffe, L OBP: 0.206, SLG: 0.242 (1, 1)										4	0	2	1	0	0	1																				
Inning Stats	R: 3 E: 2 K: 1 S: 8	H: 1 LOB: 0 BB: 0 P: 8	R: 0 E: 0 K: 0 S: 2	H: 0 LOB: 0 BB: 0 P: 3	R: 0 E: 0 K: 0 S: 4	H: 1 LOB: 1 BB: 0 P: 4	R: 0 E: 0 K: 0 S: 4	H: 1 LOB: 1 BB: 0 P: 4	R: 0 E: 0 K: 0 S: 3	H: 0 LOB: 0 BB: 0 P: 3	R: 2 E: 0 K: 0 S: 5	H: 2 LOB: 0 BB: 0 P: 5	R: 0 E: 0 K: 0 S: 3	H: 1 LOB: 0 BB: 0 P: 3	R: 0 E: 0 K: 0 S: 3	H: 0 LOB: 1 BB: 1 P: 7	R: 2 E: 0 K: 0 S: 6	H: 3 LOB: 1 BB: 0 P: 6	1B: 4 2B: 4 3B: 0 HR: 1	SF: 0 SAC: 0 DP: 2 HBP: 1	WP: 1 PB: 0 SB: 3 CS: 0	PA: 38														
PITCHER	IP	WLS	BF	H	R	ER	SO	BB	IBB	HBP	BLK	WP	HR	S	P	ERA	WHIP	PITCHER	IP	WLS	BF	H	R	ER	SO	BB	IBB	HBP	BLK	WP	HR	S	P	ERA	WHIP	
Steve Rogers, R ERA: 5.13 (1, 1)	7.0	L	28	6	5	2	1	0	0	1	0	1	1	29	30	2.57	0.857																			
Jeff Reardon, R ERA: 2.69 (8, 1)	2.0		10	3	2	2	0	1	0	0	0	0	0	9	13	9.00	2.000																			

Chicago Cubs @ Montreal Expos
Olympic Stadium, Montreal, QB
Sun Aug 12 1984, 3:33 AM EDT
Att: 28,464 - Unknown

AB 36
R 7
H 9
RBI 4
BB 1
SO 1
LOB 11





Batter	1	2	3	4	5	6	7	8	9	AB	R	H	RBI	BB	SO	LOB	BOTTOM																				
Tim Raines, S OBP: 0.390, SLG: 0.411 (1, 8)										4	0	1	0	0	1	2																					
Tony Scott, S OBP: 0.322, SLG: 0.299 (1, 7)										4	1	1	0	0	0	3																					
Mike Stenhouse, L OBP: 0.301, SLG: 0.326 (1, 9)										4	1	1	2	0	1	1																					
Gary Carter, R OBP: 0.348, SLG: 0.502 (1, 2)										4	0	0	0	0	2	1																					
Dan Driessen, L OBP: 0.372, SLG: 0.436 (1, 3)										4	1	2	1	0	0	0																					
Tim Wallach, R OBP: 0.328, SLG: 0.445 (1, 5)										4	0	1	0	0	1	0																					
Doug Flynn, R OBP: 0.286, SLG: 0.297 (1, 4)										2	0	0	0	0	2	2																					
Miguel Dilone, S OBP: 0.340, SLG: 0.375 (7, PH)										1	0	1	0	0	0	0																					
Jeff Reardon, R (8, 1)										0	0	0	0	0	0	0																					
Max Venable, L OBP: 0.381, SLG: 0.368 (9, PH)										1	0	1	0	0	0	0																					
Mike Ramsey, S OBP: 0.200, SLG: 0.224 (8, 4)										3	0	0	0	0	2	3																					
Andre Dawson, R OBP: 0.291, SLG: 0.364 (9, PH)										1	0	0	0	0	0	1																					
Steve Rogers, R OBP: 0.206, SLG: 0.250 (1, 1)										2	0	0	0	0	2	2																					
Pete Rose, S OBP: 0.334, SLG: 0.295 (7, PH)										1	0	0	0	0	0	1																					
Derrel Thomas, S OBP: 0.337, SLG: 0.354 (8, 6)										1	0	0	0	0	1	1																					
Inning Stats	R: 0 E: 0 K: 0 S: 4	H: 1 LOB: 1 BB: 0 P: 4	R: 0 E: 0 K: 2 S: 9	H: 2 LOB: 2 BB: 0 P: 9	R: 3 E: 0 K: 1 S: 8	H: 3 LOB: 0 BB: 0 P: 8	R: 0 E: 0 K: 3 S: 9	H: 0 LOB: 0 BB: 0 P: 9	R: 0 E: 0 K: 1 S: 5	H: 0 LOB: 0 BB: 0 P: 5	R: 0 E: 0 K: 1 S: 5	H: 0 LOB: 0 BB: 0 P: 5	R: 0 E: 1 K: 2 S: 9	H: 1 LOB: 2 BB: 0 P: 9	R: 0 E: 0 K: 0 S: 3	H: 0 LOB: 0 BB: 0 P: 3	R: 0 E: 0 K: 2 S: 8	H: 1 LOB: 1 BB: 0 P: 8	1B: 6 2B: 0 3B: 0 HR: 2	SF: 0 SAC: 0 DP: 0 HBP: 0	WP: 0 PB: 0 SB: 1 CS: 0	PA: 36															
PITCHER	IP	WLS	BF	H	R	ER	SO	BB	IBB	HBP	BLK	WP	HR	S	P	ERA	WHIP	PITCHER	IP	WLS	BF	H	R	ER	SO	BB	IBB	HBP	BLK	WP	HR	S	P	ERA	WHIP		
Rick Sutcliffe, R ERA: 4.07 (1, 1)	9.0	W	36	8	3	3	12	0	0	0	0	0	2	60	60	3.00	0.889																				

Chicago Cubs @ Montreal Expos
Olympic Stadium, Montreal, QB
Sun Aug 12 1984, 3:33 AM EDT
Att: 28,464 - Unknown

AB 36
R 3
H 8
RBI 3
BB 0
SO 12
LOB 17



Batter	1	2	3	4	5	6	7	8	9	AB	R	H	RBI	BB	SO	LOB	TOP												
Tim Raines, S (1, 8) OBP: 0.392, SLG: 0.413	F7		F8		F9		2B 1B	4-3		5	1	1	1	0	0	3	Montreal Expos @ San Francisco Giants Candlestick Park, San Francisco, CA Wed Aug 15 1984, 6:33 AM EDT Att: 7,991 - Unknown livebaseballscorecards.com												
Max Venable, L (1, 9) OBP: 0.397, SLG: 0.500	F2			F8		F8	F7		HR	5	1	1	1	0	0	1													
Mike Stenhouse, L (1, 7) OBP: 0.301, SLG: 0.324 Jim Wohlford, R (7, PH) OBP: 0.327, SLG: 0.383 Mike Ramsey, S (7, 6) OBP: 0.196, SLG: 0.220	4-3			F3		1B HR 1B	F3 2B		K	3	1	1	0	0	0	0													
Gary Carter, R (1, 2) OBP: 0.352, SLG: 0.501				F8			F7		6-3	4	0	1	0	1	0	1													
Dan Driessen, L (1, 3) OBP: 0.371, SLG: 0.432		G6-4-3 1B				PB 1B 1B	HR 1B		F3	5	2	0	0	0	0	3													
Tim Wallach, R (1, 5) OBP: 0.326, SLG: 0.449						1B PB 1B	HR		K	4	2	2	3	0	1	2													
Derrel Thomas, S (1, 6) OBP: 0.328, SLG: 0.350				6-3		5-3	E3		F8	4	0	0	0	0	0	2													
Doug Flynn, R (1, 4) OBP: 0.282, SLG: 0.295				F6 SH4-3		K	F2		F6-3	4	0	0	0	0	1	3													
Dan Schatzeder, L (1, 1) OBP: 0.417, SLG: 0.565 Bob James, R (9, 1) OBP: 0.182, SLG: 0.182				SH4-3						3	1	3	2	0	0	0													
						1B			1B 3B 2B	0	0	0	0	0	0	0													
Inning Stats	R: 0 E: 0 K: 0 S: 3	H: 0 LOB: 0 BB: 0 P: 3	R: 0 E: 0 K: 0 S: 3	H: 1 LOB: 0 BB: 0 P: 3	R: 0 E: 1 K: 0 S: 4	H: 0 LOB: 1 BB: 0 P: 4	R: 0 E: 0 K: 0 S: 3	H: 0 LOB: 0 BB: 0 P: 3	R: 2 E: 0 K: 1 S: 8	H: 3 LOB: 1 BB: 0 P: 8	R: 3 E: 1 K: 0 S: 7	H: 3 LOB: 1 BB: 0 P: 7	R: 2 E: 0 K: 1 S: 8	H: 3 LOB: 2 BB: 1 P: 12	R: 0 E: 0 K: 0 S: 4	H: 1 LOB: 0 BB: 0 P: 4	R: 1 E: 0 K: 1 S: 6	H: 1 LOB: 0 BB: 0 P: 6	1B: 7 2B: 2 3B: 1 HR: 2	SF: 0 SAC: 1 DP: 1 HBP: 0	WP: 0 PB: 1 SB: 1 CS: 0	PA: 41							
PITCHER	IP WLS BF H R ER SO BB IBB HBP BLK WP HR S P ERA WHIP	6.0 L 27 8 6 5 1 0 0 0 0 0 0 1 29 29 7.50 1.333	1.0 6 2 1 1 1 0 1 0 0 0 0 0 7 11 9.00 2.000	2.0 8 2 1 1 1 0 0 0 0 0 0 1 10 10 4.50 1.000												IP WLS BF H R ER SO BB IBB HBP BLK WP HR S P ERA WHIP													
Mark Calvert, R (1, 1) ERA: 4.5												6.0	L	27	8	6	5	1	0	0	0	0	0	0	1	29	29	7.50	1.333
Gary Lavelle, L (7, 1) ERA: 2.91												1.0	6	2	1	1	1	0	1	0	0	0	0	0	7	11	9.00	2.000	
Jeff Cornell, R (8, 1) ERA: 5.7												2.0	8	2	1	1	1	0	0	0	0	0	0	1	10	10	4.50	1.000	

Batter	1	2	3	4	5	6	7	8	9	AB	R	H	RBI	BB	SO	LOB	BOTTOM											
Chili Davis, S (1, 8) OBP: 0.347, SLG: 0.481	6-3		F9			F7 5-3 2B	F9			4	1	1	0	0	0	1	Montreal Expos @ San Francisco Giants Candlestick Park, San Francisco, CA Wed Aug 15 1984, 6:33 AM EDT Att: 7,991 - Unknown livebaseballscorecards.com											
Manny Trillo, R (1, 4) OBP: 0.323, SLG: 0.355	F7			F7		F7			5-3	4	0	0	0	0	0	1												
Dusty Baker Jr., R (1, 9) OBP: 0.369, SLG: 0.333				K		5-3			F9	4	0	1	1	0	1	0												
Jeffrey Leonard, R (1, 7) OBP: 0.365, SLG: 0.495	F6			E PB 1B		1B	1B		HR	4	2	3	1	0	0	1												
Al Oliver, L (1, 3) OBP: 0.341, SLG: 0.366			F5		F6				F8	4	0	1	0	0	0	0												
Bob Brenly, R (1, 2) OBP: 0.375, SLG: 0.476			F9		F2		F4			3	0	0	0	1	0	2												
Joel Youngblood, R (1, 5) OBP: 0.349, SLG: 0.378			F8		F8		F7		F9	4	0	0	0	0	0	1												
Brad Wellman, R (1, 6) OBP: 0.274, SLG: 0.298										4	0	3	0	0	1	1												
Mark Calvert, R (1, 1) Gary Lavelle, S (7, 1) John Rabb, R (7, PH) OBP: 0.296, SLG: 0.367 Jeff Cornell, S (8, 1) Scot Thompson, L (9, PH) OBP: 0.394, SLG: 0.345										2	0	0	0	0	1	2												
										0	0	0	0	0	0	0												
Inning Stats	R: 0 E: 0 K: 0 S: 4	H: 1 LOB: 0 BB: 0 P: 4	R: 0 E: 0 K: 1 S: 5	H: 0 LOB: 0 BB: 0 P: 5	R: 1 E: 1 K: 1 S: 6	H: 1 LOB: 0 BB: 0 P: 6	R: 0 E: 0 K: 0 S: 4	H: 1 LOB: 1 BB: 0 P: 4	R: 1 E: 0 K: 0 S: 6	H: 3 LOB: 2 BB: 0 P: 6	R: 0 E: 0 K: 0 S: 4	H: 1 LOB: 1 BB: 0 P: 4	R: 1 E: 0 K: 0 S: 4	H: 1 LOB: 0 BB: 0 P: 4	R: 0 E: 0 K: 2 S: 7	H: 0 LOB: 1 BB: 1 P: 11	1B: 6 2B: 2 3B: 0 HR: 1	SF: 0 SAC: 0 DP: 0 HBP: 0	WP: 0 PB: 1 SB: 0 CS: 1	PA: 36								
PITCHER	IP WLS BF H R ER SO BB IBB HBP BLK WP HR S P ERA WHIP	8.0 W 32 9 3 2 2 0 0 0 0 0 0 0 7 11 2.25 1.125	1.0 4 0 0 0 2 1 0 0 0 0 0 0 7 11 0.00 1.000												IP WLS BF H R ER SO BB IBB HBP BLK WP HR S P ERA WHIP													
Dan Schatzeder, L (1, 1) ERA: 2.27												8.0	W	32	9	3	2	2	0	0	0	0	0	0	7	11	2.25	1.125
Bob James, R (9, 1) ERA: 4.02												1.0	4	0	0	0	2	1	0	0	0	0	0	7	11	0.00	1.000	

Batter	1	2	3	4	5	6	7	8	9	AB	R	H	RBI	BB	SO	LOB	TOP					
Tim Raines, S OBP: 0.393, SLG: 0.413 (1, 8)	F9	F6	1B		BB				1-3	5	0	2	2	1	0	1	Montreal Expos @ San Francisco Giants Candlestick Park, San Francisco, CA Thu Aug 16 1984, 10:05 PM EDT Att: 4,448 - Unknown livebaseballscorecards.com					
Dan Driessen, L OBP: 0.365, SLG: 0.426 (1, 3)	6-3	F4	SF8		F8				F9	4	0	0	1	0	0	4						
Andre Dawson, R OBP: 0.293, SLG: 0.374 Max Venable, L OBP: 0.406, SLG: 0.621 (6, PH) (8, 9)	BLK 1B		HR						1-3	4	2	2	1	0	0	2						
Gary Carter, R OBP: 0.352, SLG: 0.500 (1, 2)	1B		HR		F4				6-3	5	2	2	1	0	0	0						
Tim Wallach, R OBP: 0.327, SLG: 0.455 (1, 5)	E		HR		F8				1-3	5	2	2	3	0	0	0						
Jim Wothford, R OBP: 0.329, SLG: 0.379 (1, 7)	E9		FC6-4 BB		F3				FC1-6	4	2	1	0	1	0	1						
Derrel Thomas, S OBP: 0.318, SLG: 0.348 Mike Ramsey, S OBP: 0.196, SLG: 0.220 (8, 6)	K		FC6-4 BB		WP SH3-4 1B				5-3	4	0	1	0	1	1	3						
Doug Flynn, R OBP: 0.284, SLG: 0.297 (1, 4)			SH1-4 1B		FC6-4 SH 1B				E6	5	2	2	0	0	1	3						
Charlie Lea, R OBP: 0.115, SLG: 0.100 Tony Scott, S OBP: 0.318, SLG: 0.295 Rick Grapenthin, R (9, 1)	SH1-4		SH		SH3-4				6-3	1	0	0	0	0	0	1						
	4-3									1	0	0	0	0	0	0						
Inning Stats	R: 3 E: 1 K: 1 S: 9	H: 3 LOB: 1 BB: 0 P: 9	R: 0 E: 0 K: 0 S: 4	H: 1 LOB: 1 BB: 0 P: 4	R: 5 E: 0 K: 0 S: 8	H: 4 LOB: 2 BB: 2 P: 16	R: 0 E: 0 K: 1 S: 3	H: 0 LOB: 0 BB: 0 P: 3	R: 0 E: 0 K: 1 S: 6	H: 1 LOB: 2 BB: 1 P: 10	R: 0 E: 0 K: 0 S: 3	H: 0 LOB: 0 BB: 0 P: 3	R: 2 E: 1 K: 0 S: 6	H: 3 LOB: 1 BB: 0 P: 6	R: 1 E: 1 K: 0 S: 5	H: 1 LOB: 1 BB: 0 P: 5	R: 0 E: 0 K: 0 S: 3	H: 0 LOB: 0 BB: 0 P: 3	1B: 10 2B: 0 3B: 0 HR: 3	SF: 1 SAC: 3 DP: 0 HBP: 0	WP: 2 PB: 0 SB: 1 CS: 0	PA: 46
PITCHER	IP WLS BF H R ER SO BB IBB HBP BLK WP HR S P ERA WHIP	IP WLS BF H R ER SO BB IBB HBP BLK WP HR S P ERA WHIP																				
Bob Lacey, L ERA: 4.76 (1, 1)	2.0	L	13	6	5	4	1	0	0	0	0	1	1	15	15	18.00	3.000					
Jeff Cornell, R ERA: 8.1 (3, 1)	2.0		11	2	3	3	0	2	0	0	0	1	1	9	17	13.50	2.000					
Frank Williams, R ERA: 3.35 (5, 1)	2.0		8	1	0	0	1	1	0	0	0	1	0	9	13	0.00	1.000					
Greg Minton, R ERA: 3.31 (7, 1)	2.0		11	4	3	2	0	0	0	0	0	0	1	11	11	9.00	2.000					
Gary Lavelle, L ERA: 2.77 (9, 1)	1.0		3	0	0	0	0	0	0	0	0	0	0	3	3	0.00	0.000					

Batter	1	2	3	4	5	6	7	8	9	AB	R	H	RBI	BB	SO	LOB	BOTTOM					
Chili Davis, S OBP: 0.348, SLG: 0.480 (1, 8)	1B	8-2		F6			F5-4-3 1B	F7		5	0	2	0	0	0	5	Montreal Expos @ San Francisco Giants Candlestick Park, San Francisco, CA Thu Aug 16 1984, 10:05 PM EDT Att: 4,448 - Unknown livebaseballscorecards.com					
Manny Trillo, R OBP: 0.325, SLG: 0.354 (1, 4)	F8		FC5-4 BB	K			F5-4-3	1B		4	0	1	0	1	1	3						
Dusty Baker Jr., R OBP: 0.365, SLG: 0.330 (1, 9)	F8		FC5-4 2B		F8			F4		5	1	1	0	0	0	3						
Jeffrey Leonard, R OBP: 0.368, SLG: 0.499 (1, 7)			F8				WP 1B		F4	5	0	3	0	0	1	2						
Al Oliver, L OBP: 0.342, SLG: 0.370 (1, 3)	F8				F6				F6	5	1	2	1	0	0	5						
Bob Brenly, R OBP: 0.378, SLG: 0.476 (1, 2)			1B		F9			1B	F1	4	1	2	0	1	0	3						
Joel Youngblood, R OBP: 0.346, SLG: 0.374 (1, 5)			F4		K				E5	4	0	0	0	0	1	4						
Brad Wellman, R OBP: 0.279, SLG: 0.303 (1, 6)			1B						F9	4	0	2	0	0	0	2						
Bob Lacey, R ERA: 2.26, SLG: 0.200 (3, 1) Jeff Cornell, S ERA: 8.1 (4, PH) Gene Richards, L OBP: 0.293, SLG: 0.290 Frank Williams, R ERA: 3.35 (5, 1) Dan Gladden, R OBP: 0.292, SLG: 0.465 Greg Minton, S OBP: 0.318, SLG: 0.348 Scott Thompson, R OBP: 0.265, SLG: 0.342 Gary Lavelle, S (9, 1)			1-3 2-H 1B						F7	1	0	1	1	0	0	0						
Inning Stats	R: 0 E: 0 K: 0 S: 5	H: 2 LOB: 2 BB: 0 P: 5	R: 1 E: 0 K: 0 S: 5	H: 3 LOB: 1 BB: 0 P: 5	R: 1 E: 0 K: 1 S: 6	H: 1 LOB: 2 BB: 2 P: 14	R: 0 E: 0 K: 2 S: 8	H: 1 LOB: 1 BB: 0 P: 8	R: 0 E: 1 K: 0 S: 4	H: 1 LOB: 1 BB: 0 P: 4	R: 0 E: 0 K: 0 S: 3	H: 0 LOB: 0 BB: 0 P: 3	R: 0 E: 0 K: 1 S: 6	H: 2 LOB: 1 BB: 0 P: 6	R: 1 E: 1 K: 0 S: 6	H: 2 LOB: 2 BB: 0 P: 6		R: 0 E: 0 K: 0 S: 5	H: 2 LOB: 2 BB: 0 P: 5	1B: 12 2B: 3 3B: 0 HR: 0	SF: 0 SAC: 0 DP: 3 HBP: 0	WP: 1 PB: 0 SB: 1 CS: 0
PITCHER	IP WLS BF H R ER SO BB IBB HBP BLK WP HR S P ERA WHIP	IP WLS BF H R ER SO BB IBB HBP BLK WP HR S P ERA WHIP																				
Charlie Lea, R ERA: 2.81 (1, 1)	8.0	W	37	12	3	2	4	2	0	0	0	1	0	43	51	2.25	1.750					
Rick Grapenthin, R ERA: 6.0 (9, 1)	1.0		5	2	0	0	0	0	0	0	0	0	0	5	5	0.00	2.000					

Batter	1	2	3	4	5	6	7	8	9	AB	R	H	RBI	BB	SO	LOB	TOP					
Tim Raines, S OBP: 0.393, SLG: 0.412	6-3	3B		1B		4-3			G3	5	2	2	2	0	0	0	Montreal Expos @ San Diego Padres Jack Murphy Stadium, San Diego, CA Fri Aug 17, 1984, 10:05 PM EDT Att: 17,136 - Unknown					
Derrel Thomas, S OBP: 0.337, SLG: 0.365	1-3	3B		1B		4-3			1B	5	1	3	2	0	0							
Andre Dawson, R OBP: 0.292, SLG: 0.379	HR	6-3		5-3		6-3			E6	5	1	1	1	0	0	3						
Gary Carter, R OBP: 0.355, SLG: 0.508	F8			HR		K			1B	5	1	3	2	0	1	0						
Tim Wallach, R OBP: 0.328, SLG: 0.455		F6		F6-3		FC5-4			F7	5	0	2	0	0	0	3						
Jim Wehford, R OBP: 0.327, SLG: 0.376		1B		F7		FC5-4			F7	4	1	1	0	0	0	3						
Rene Gonzales, R (8, 6)		1B								0	0	0	0	0	0	0						
Doug Flynn, R OBP: 0.283, SLG: 0.297		SH3-1		F6-3		F8			F5-3	4	1	1	0	0	0	3						
Bobby Ramos, R OBP: 0.216, SLG: 0.209		E4		5-3		F8			6-3	4	1	0	1	0	0	2						
Steve Rogers, R OBP: 0.194, SLG: 0.235		SH3-1		6-3		F3			K	2	0	0	0	0	0	0						
Jeff Reardon, R (8, 1)		1-2								1	0	0	0	0	1	0						
Inning Stats	R: 1 E: 0 K: 0 S: 4	H: 1 LOB: 0 BB: 0 P: 4	R: 4 E: 1 K: 0 S: 8	H: 4 LOB: 1 BB: 0 P: 8	R: 1 E: 0 K: 0 S: 4	H: 2 LOB: 0 BB: 0 P: 4	R: 1 E: 0 K: 0 S: 5	H: 2 LOB: 1 BB: 0 P: 5	R: 0 E: 1 K: 0 S: 4	H: 1 LOB: 1 BB: 0 P: 4	R: 0 E: 0 K: 1 S: 5	H: 0 LOB: 0 BB: 0 P: 5	R: 0 E: 0 K: 0 S: 4	H: 1 LOB: 1 BB: 0 P: 4	R: 1 E: 1 K: 1 S: 8	H: 2 LOB: 2 BB: 0 P: 8	1B: 10 2B: 0 3B: 1 HR: 2	SF: 0 SAC: 1 DP: 1 HBP: 0	WP: 0 PB: 0 SB: 2 CS: 0	PA: 41		
PITCHER	IP WLS BF H R ER SO BB IBB HBP BLK WP HR S P ERA WHIP																					
Mark Thurmond, L ERA: 3.05	1.2	L	11	5	5	2	0	0	0	0	0	0	0	0	1	11	11	10.80	3.000			
Greg Booker, R ERA: 2.94	3.1		14	5	2	2	0	0	0	0	0	0	0	0	1	14	14	5.40	1.500			
Greg Harris, R ERA: 2.7	2.0		6	0	0	0	1	0	0	0	0	0	0	0	8	8	0.00	0.000				
Andy Hawkins, R ERA: 4.17	2.0		10	3	1	0	1	0	0	0	0	0	0	0	12	12	0.00	1.500				
Batter	1	2	3	4	5	6	7	8	9	AB	R	H	RBI	BB	SO	LOB	BOTTOM					
Alan Wiggins, S OBP: 0.342, SLG: 0.310	5-3		F5-4-3	BB		1B	FC6-4		BB	3	1	1	0	2	0	2	Montreal Expos @ San Diego Padres Jack Murphy Stadium, San Diego, CA Fri Aug 17, 1984, 10:05 PM EDT Att: 17,136 - Unknown					
Tony Gwynn, L OBP: 0.420, SLG: 0.470	F4-3		F5-4-3			CS			G3	5	1	2	1	0	0	2						
Steve Garvey, R OBP: 0.304, SLG: 0.387	6-3					1B			HR	4	0	0	0	0	0	2						
Graig Nettles, L OBP: 0.332, SLG: 0.411			FC6-4	HR		BB			HR	2	2	2	3	2	0	0						
Kevin McReynolds, R OBP: 0.318, SLG: 0.495		FC6-4	BB	G3		F9			K	4	0	0	0	0	1	2						
Terry Kennedy, L OBP: 0.284, SLG: 0.334		K		F9					F8	4	0	1	0	0	1	1						
Camelo Martinez, R OBP: 0.338, SLG: 0.404						F4			F8	3	0	0	0	1	0	1						
Garry Templeton, S OBP: 0.326, SLG: 0.346						F4-3			F3	4	0	2	0	0	1	2						
Mark Thurmond, L OBP: 0.287, SLG: 0.256									1B	0	0	0	0	0	0	0						
Tim Flannery, L OBP: 0.366, SLG: 0.405									F6-4-3	1	0	0	0	0	0	0						
Bobby Brown, S OBP: 0.302, SLG: 0.378										0	0	0	0	0	0	0						
Andy Hawkins, R OBP: 0.255, SLG: 0.229										0	0	0	0	0	0	0						
Kurt Bevacqua, R OBP: 0.341, SLG: 0.343										1	0	0	0	0	0	1						
Inning Stats	R: 0 E: 0 K: 0 S: 3	H: 0 LOB: 0 BB: 0 P: 3	R: 0 E: 0 K: 2 S: 7	H: 0 LOB: 2 BB: 2 P: 15	R: 0 E: 0 K: 0 S: 2	H: 0 LOB: 0 BB: 1 P: 6	R: 1 E: 0 K: 0 S: 4	H: 1 LOB: 0 BB: 0 P: 4	R: 0 E: 0 K: 0 S: 3	H: 0 LOB: 0 BB: 0 P: 3	R: 1 E: 0 K: 0 S: 4	H: 2 LOB: 1 BB: 1 P: 8	R: 0 E: 0 K: 0 S: 4	H: 1 LOB: 2 BB: 1 P: 8	R: 2 E: 0 K: 1 S: 8	H: 3 LOB: 1 BB: 0 P: 8	R: 0 E: 0 K: 0 S: 3	H: 1 LOB: 1 BB: 1 P: 7	1B: 5 2B: 0 3B: 1 HR: 2	SF: 0 SAC: 0 DP: 2 HBP: 0	WP: 0 PB: 0 SB: 0 CS: 1	PA: 38
PITCHER	IP WLS BF H R ER SO BB IBB HBP BLK WP HR S P ERA WHIP																					
Steve Rogers, R ERA: 5.1	7.2	W	33	7	4	4	3	5	0	0	0	0	0	0	2	34	54	4.70	1.565			
Jeff Reardon, R ERA: 2.71	1.1	S	5	1	0	0	0	1	0	0	0	0	0	0	4	8	0.00	1.500				

Batter	1	2	3	4	5	6	7	8	9	AB	R	H	RBI	BB	SO	LOB	TOP					
Tim Raines, S OBP: 0.397, SLG: 0.417	0-0 PB S 1B		0-0 S 1B		0-0 1-3 1B		0-0 3-1		0-0 S 1B	5	1	4	0	0	0	0	Montreal Expos @ San Diego Padres Jack Murphy Stadium, San Diego, CA Sun Aug 19 1984, 6:33 AM EDT Att: 21,697 - Unknown AB 37 R 3 H 10 RBI 3 BB 1 SO 10 LOB 18					
Max Venable, L OBP: 0.378, SLG: 0.559	0-3 K		0-3 K		0-0 F5			0-0 HR 1B	5	1	1	0	0	2	5							
Andre Dawson, R OBP: 0.294, SLG: 0.388	0-3 K		0-0 1-H 1B		0-0 F8			0-0 1-H HR	4	1	2	3	0	1	3							
Gary Carter, R OBP: 0.354, SLG: 0.506	0-3 K		0-3 K			0-0 1B		0-0 F7	4	0	1	0	0	2	2							
Dan Driessen, L OBP: 0.364, SLG: 0.427		0-0 2B		0-0 4-3		0-0 F5		0-0 F7	4	0	1	0	0	0	1							
Tim Lincecum, R OBP: 0.327, SLG: 0.451		0-3 K		0-0 5-3		0-0 F8		4-0 BB	3	0	0	0	1	1	2							
Derrel Thomas, S OBP: 0.330, SLG: 0.357 Rene Gonzales, R (8, 6)		0-0 F7		0-0 F5		0-0 F8		0-3 K	4	0	0	0	0	1	3							
Doug Flynn, R OBP: 0.283, SLG: 0.296		0-3 K			0-0 1B		0-0 F1-3		0-0 F6-3	4	0	1	0	0	1	1						
Joe Hesketh, R Jeff Reardon, R (8, 1)			0-0 F5		0-3 K		0-3 K		0-0 5-3	3	0	0	0	0	2	1						
Inning Stats	R: 0 E: 0 K: 3 S: 10	H: 1 LOB: 1 BB: 0 P: 10	R: 0 E: 0 K: 2 S: 8	H: 1 LOB: 1 BB: 0 P: 8	R: 1 E: 0 K: 2 S: 9	H: 2 LOB: 1 BB: 0 P: 9	R: 0 E: 0 K: 0 S: 3	H: 0 LOB: 0 BB: 0 P: 3	R: 0 E: 0 K: 1 S: 7	H: 2 LOB: 2 BB: 0 P: 7	R: 0 E: 0 K: 0 S: 4	H: 1 LOB: 1 BB: 0 P: 4	R: 0 E: 0 K: 1 S: 5	H: 0 LOB: 0 BB: 0 P: 5	R: 2 E: 0 K: 1 S: 7	H: 2 LOB: 1 BB: 1 P: 11		R: 0 E: 0 K: 0 S: 4	H: 1 LOB: 1 BB: 0 P: 4	1B: 8 2B: 1 3B: 0 HR: 1	SF: 0 SAC: 0 DP: 0 HBP: 0	WP: 0 PB: 1 SB: 3 CS: 0
PITCHER	IP WLS BF H R ER SO BB IBB HBP BLK WP HR S P ERA WHIP																					
Ed Whitson, R ERA: 3.78	(1, 1)	8.0 L 34 9 3 3 10 1 0 0 0 0 1 53 57 3.38 1.250																				
Craig Lefferts, L ERA: 1.71	(9, 1)	1.0 4 1 0 0 0 0 0 0 0 0 0 4 4 0.00 1.000																				

Batter	1	2	3	4	5	6	7	8	9	AB	R	H	RBI	BB	SO	LOB	BOTTOM			
Alan Wiggins, S OBP: 0.343, SLG: 0.314	0-0 3-1 1B		0-0 SH1-3 CS 2B		0-0 F7			0-0 F9		4	0	2	0	0	0	1	Montreal Expos @ San Diego Padres Jack Murphy Stadium, San Diego, CA Sun Aug 19 1984, 6:33 AM EDT Att: 21,697 - Unknown AB 32 R 0 H 6 RBI 0 BB 2 SO 8 LOB 22			
Tony Gwynn, L OBP: 0.419, SLG: 0.469	0-0 3-1 1-2		0-0 SH1-3 2-3			0-0 F4-6-3 1B		0-0 F4	3	0	1	0	0	0	2					
Steve Garvey, R OBP: 0.301, SLG: 0.384	0-0 5-3		0-0 E5 FC6-4			0-0 F4-6-3 1-2		0-3 K	4	0	0	0	0	1	4					
Kevin McReynolds, R OBP: 0.315, SLG: 0.490		0-0 E5 1B	0-0 FC6-4 1-2 3-H			0-0 F9		0-0 FC6-5 2-3f	4	0	0	0	0	0	4					
Carmelo Martinez, R OBP: 0.337, SLG: 0.402		0-0 BB 1-3 1B		0-0 5-3			0-3 K2-3		0-0 F5	4	0	1	0	0	1	0				
Terry Kennedy, L OBP: 0.283, SLG: 0.333		0-3 K		0-3 K		0-3 K		0-0 1B	4	0	1	0	0	3	2					
Luis Salazar, R OBP: 0.357, SLG: 0.315 Tim Flannery, L OBP: 0.352, SLG: 0.400 (9, PH)		4-0 BB		0-0 F8		0-0 F8		0-0 S 1B	2	0	1	0	1	0	0					
Garry Templeton, S OBP: 0.323, SLG: 0.343		0-3 K			0-0 6-3		0-3 K		0-0 F5	4	0	0	0	0	2	5				
Ed Whitson, R OBP: 0.087, SLG: 0.067 Kurt Bevacqua, R OBP: 0.357, SLG: 0.343 Craig Lefferts, L OBP: 0.231, SLG: 0.308 (8, PH)		0-0 5-3			0-0 F3			4-0 FC6-5 E BB	2	0	0	0	0	0	3					
Inning Stats	R: 0 E: 0 K: 0 S: 3	H: 1 LOB: 0 BB: 0 P: 3	R: 0 E: 1 K: 2 S: 9	H: 1 LOB: 3 BB: 1 P: 13	R: 0 E: 1 K: 0 S: 4	H: 1 LOB: 1 BB: 0 P: 4	R: 0 E: 0 K: 1 S: 5	H: 0 LOB: 0 BB: 0 P: 5	R: 0 E: 0 K: 0 S: 3	H: 0 LOB: 0 BB: 0 P: 3	R: 0 E: 0 K: 3 S: 10	H: 1 LOB: 1 BB: 0 P: 10	R: 0 E: 1 K: 1 S: 6	H: 0 LOB: 2 BB: 1 P: 10	R: 0 E: 0 K: 1 S: 6	H: 1 LOB: 1 BB: 0 P: 6		1B: 5 2B: 1 3B: 0 HR: 0	SF: 0 SAC: 1 DP: 1 HBP: 0	WP: 0 PB: 0 SB: 1 CS: 1
PITCHER	IP WLS BF H R ER SO BB IBB HBP BLK WP HR S P ERA WHIP																			
Joe Hesketh, L ERA: 1.17	(1, 1)	7.1 W 29 5 0 0 2 2 0 0 0 0 0 39 47 0.00 0.955																		
Jeff Reardon, R ERA: 2.65	(8, 1)	1.2 S 6 1 0 0 2 0 0 0 0 0 0 10 10 0.00 0.600																		

Batter	1	2	3	4	5	6	7	8	9	AB	R	H	RBI	BB	SO	LOB	TOP								
Tim Raines, S OBP: 0.396, SLG: 0.415 (1, 8)	F7			1B WP FC5-2 1B		F7		4-3		4	0	1	0	0	0	0	Montreal Expos @ Los Angeles Dodgers Dodger Stadium, Los Angeles, CA Mon Aug 20 1984, 7:05 PM PDT Att: 30,601 - Unknown livebaseballscorecards.com								
Max Venable, L OBP: 0.396, SLG: 0.526 (1, 7)	K			PB FC5-2 1B		B1-3		K		4	1	1	0	0	2	0									
Andre Dawson, R OBP: 0.294, SLG: 0.390 (1, 9)	F9			1B					K	4	1	1	0	0	2	2									
Gary Carter, R OBP: 0.355, SLG: 0.503 (1, 2)		4-3		FC5-2 PB 1B						2	1	0	0	2	0	2									
Dan Driessen, L OBP: 0.362, SLG: 0.424 (1, 3)	4-3			1-2 3-H 1B						4	0	1	2	0	1	2									
Tim Lincecum, R OBP: 0.327, SLG: 0.451 (1, 5)	K			1-H 2-H 1B						3	0	1	0	0	1	1									
Derrel Thomas, S OBP: 0.326, SLG: 0.352 (1, 6)			4-3			F7				3	0	0	0	0	0	1									
Rene Gonzales, R (8, 6)							4-3			0	0	0	0	0	0	0									
Doug Flynn, R OBP: 0.280, SLG: 0.293 (1, 4)			K			F4-3				3	0	0	0	0	1	0									
Bill Gullickson, R OBP: 0.093, SLG: 0.094 (1, 1)										3	0	0	0	0	1	0									
Gary Lucas, L (9, 1)			5-3			5-3				0	0	0	0	0	0	0									
Inning Stats	R: 0 E: 0 K: 1 S: 5	H: 0 LOB: 0 BB: 0 P: 5	R: 0 E: 0 K: 1 S: 5	H: 0 LOB: 0 BB: 0 P: 5	R: 0 E: 0 K: 1 S: 5	H: 1 LOB: 0 BB: 0 P: 5	R: 2 E: 0 K: 1 S: 8	H: 3 LOB: 1 BB: 0 P: 8	R: 0 E: 0 K: 0 S: 3	H: 0 LOB: 0 BB: 0 P: 3	R: 1 E: 0 K: 2 S: 6	H: 1 LOB: 1 BB: 1 P: 10	R: 0 E: 0 K: 0 S: 3	H: 1 LOB: 0 BB: 0 P: 3	R: 0 E: 0 K: 1 S: 7	H: 0 LOB: 0 BB: 0 P: 7	R: 0 E: 0 K: 1 S: 4	H: 0 LOB: 0 BB: 1 P: 8	1B: 4 2B: 1 3B: 0 HR: 0	SF: 0 SAC: 0 DP: 1 HBP: 0	WP: 3 PB: 1 SB: 0 CS: 1	PA: 32			
PITCHER	IP	WLS	BF	H	R	ER	SO	BB	IBB	HBP	BLK	WP	HR	S	P	ERA	WHIP								
Orel Hershisier, R ERA: 2.63 (1, 1)	7.0	L	26	5	3	2	5	1	0	0	0	3	0	35	39	2.57	0.857								
Pat Zachry, R ERA: 3.38 (8, 1)	2.0		6	0	0	0	3	1	0	0	0	0	0	11	15	0.00	0.500								


Batter	1	2	3	4	5	6	7	8	9	AB	R	H	RBI	BB	SO	LOB	BOTTOM								
Dave Anderson, R OBP: 0.343, SLG: 0.320 (1, 6)	6-3		L3-6 2-3							4	0	1	0	0	0	2	Montreal Expos @ Los Angeles Dodgers Dodger Stadium, Los Angeles, CA Mon Aug 20 1984, 7:05 PM PDT Att: 30,601 - Unknown livebaseballscorecards.com								
Ken Landreaux, L OBP: 0.295, SLG: 0.344 (1, 8)	F5			F3						4	0	0	0	0	0	1									
Pedro Guerrero, R OBP: 0.346, SLG: 0.437 (1, 9)	K			HR						4	1	2	1	0	1	0									
Mike Marshall, R OBP: 0.317, SLG: 0.453 (1, 7)		6-3		F8						4	0	1	0	0	1	1									
Greg Brock, L OBP: 0.319, SLG: 0.446 (1, 3)		F9								4	0	2	0	0	0	1									
Mike Scioscia, L OBP: 0.387, SLG: 0.368 (1, 2)										2	0	0	0	1	0	3									
Candy Maldonado, R (8, PH) OBP: 0.319, SLG: 0.378										1	0	0	0	0	1	1									
Steve Sax, R OBP: 0.288, SLG: 0.301 (1, 4)										4	0	0	0	0	1	2									
German Rivera, R OBP: 0.333, SLG: 0.392 (1, 5)				L3-6 SH1-4 1B						3	0	1	0	0	0	0									
Orel Hershisier, R OBP: 0.229, SLG: 0.206 (1, 1)										1	0	0	0	0	1	1									
Ed Amelung, L (7, PH) OBP: 0.287, SLG: 0.214				SH1-4						1	0	0	0	0	1	0									
Pat Zachry, R OBP: 0.250, SLG: 0.250 (8, 1)										0	0	0	0	0	0	0									
Inning Stats	R: 0 E: 0 K: 1 S: 5	H: 0 LOB: 0 BB: 0 P: 5	R: 0 E: 0 K: 0 S: 3	H: 0 LOB: 1 BB: 1 P: 7	R: 0 E: 0 K: 0 S: 3	H: 1 LOB: 0 BB: 0 P: 3	R: 1 E: 0 K: 0 S: 5	H: 2 LOB: 1 BB: 0 P: 5	R: 0 E: 1 K: 1 S: 6	H: 0 LOB: 1 BB: 0 P: 6	R: 0 E: 0 K: 2 S: 7	H: 2 LOB: 2 BB: 0 P: 7	R: 0 E: 0 K: 0 S: 7	H: 0 LOB: 0 BB: 0 P: 7	R: 0 E: 0 K: 0 S: 3	H: 1 LOB: 0 BB: 0 P: 3	R: 0 E: 0 K: 1 S: 6	H: 1 LOB: 1 BB: 0 P: 6	1B: 6 2B: 2 3B: 0 HR: 1	SF: 0 SAC: 1 DP: 2 HBP: 0	WP: 2 PB: 0 SB: 0 CS: 0	PA: 34			
PITCHER	IP	WLS	BF	H	R	ER	SO	BB	IBB	HBP	BLK	WP	HR	S	P	ERA	WHIP								
Bill Gullickson, R ERA: 3.71 (1, 1)	8.0	W	31	7	1	1	5	1	0	0	0	2	1	40	44	1.12	1.000								
Gary Lucas, L ERA: 2.37 (9, 1)	1.0	S	3	0	0	0	1	0	0	0	1	0	0	5	5	0.00	0.000								


Batter	1	2	3	4	5	6	7	8	9	AB	R	H	RBI	BB	SO	LOB	TOP	
Tim Raines, S (1, 8) OBP: 0.400, SLG: 0.421										3	1	3	0	1	0	0	Montreal Expos @ Los Angeles Dodgers Dodger Stadium, Los Angeles, CA Tue Aug 21 1984, 7:05 PM PDT Att: 35,149 - Unknown livebaseballscorecards.com	
Derrel Thomas, S (1, 6) OBP: 0.329, SLG: 0.351										3	1	1	0	1	0	2		
Andre Dawson, R (1, 9) OBP: 0.296, SLG: 0.396										4	1	2	2	0	1	2		
Gary Carter, R (1, 2) OBP: 0.352, SLG: 0.500										3	0	0	1	0	0	1		
Dan Driessen, L (1, 3) OBP: 0.358, SLG: 0.418										4	0	0	0	0	0	0		
Tim Lincecum, R (1, 5) OBP: 0.324, SLG: 0.447										4	0	0	0	0	1	0		
Jim Wohlford, R (1, 7) OBP: 0.321, SLG: 0.368										3	0	0	0	0	0	0		
Doug Flynn, R (1, 4) OBP: 0.277, SLG: 0.290										3	0	0	0	0	1	0		
Dan Schatzeder, L (1, 1) Bob James, R (8, 1) OBP: 0.182, SLG: 0.182										3	0	0	0	0	1	0	 WP: 0 PA: 33 FB: 0 SB: 1 CS: 1	
Inning Stats	R: 3 E: 0 K: 0 S: 5	H: 2 LOB: 0 BB: 1 P: 9	R: 0 E: 0 K: 0 S: 3	H: 0 LOB: 0 BB: 0 P: 3	R: 0 E: 0 K: 1 S: 4	H: 2 LOB: 1 BB: 0 P: 4	R: 0 E: 0 K: 1 S: 5	H: 0 LOB: 0 BB: 0 P: 5	R: 0 E: 0 K: 1 S: 8	H: 1 LOB: 2 BB: 1 P: 12	R: 0 E: 0 K: 0 S: 3	H: 0 LOB: 0 BB: 0 P: 3	R: 0 E: 0 K: 1 S: 5	H: 1 LOB: 0 BB: 0 P: 5	R: 0 E: 0 K: 0 S: 3	H: 0 LOB: 0 BB: 0 P: 3		1B: 4 2B: 2 3B: 1 HR: 0
PITCHER Fernando Valenzuela, L (1, 1) ERA: 3.06	IP: 9.0 WLS: W BF: 33 H: 6 R: 3 ER: 3 SO: 4 BB: 2 IBB: 0 HBP: 0 BLK: 0 WP: 0 HR: 0 S: 39 P: 47 ERA: 3.00 WHIP: 0.889															PITCHER		

Batter	1	2	3	4	5	6	7	8	9	AB	R	H	RBI	BB	SO	LOB	BOTTOM	
Steve Sax, R (1, 4) OBP: 0.285, SLG: 0.299										4	0	0	0	0	0	1	Montreal Expos @ Los Angeles Dodgers Dodger Stadium, Los Angeles, CA Tue Aug 21 1984, 7:05 PM PDT Att: 35,149 - Unknown livebaseballscorecards.com	
Dave Anderson, R (1, 6) OBP: 0.342, SLG: 0.316										3	1	0	0	0	1	0		
Pedro Guerrero, R (1, 9) Ed Amelung, L (9, 9) OBP: 0.267, SLG: 0.214										3	1	1	0	1	0	0		
Mike Marshall, R (1, 7) OBP: 0.321, SLG: 0.459										4	2	3	1	0	0	0		
Candy Maldonado, R (1, 8) Ken Landreaux, L (8, PH) OBP: 0.294, SLG: 0.343										3	0	2	2	0	0	0		
Steve Yeager, R (1, 2) Mike Scioscia, L (8, PH) OBP: 0.281, SLG: 0.298										2	0	0	1	0	1	1		
Greg Brock, L (1, 3) OBP: 0.314, SLG: 0.439										3	0	0	0	0	0	1		
German Rivera, R (1, 5) OBP: 0.328, SLG: 0.385										3	0	0	0	0	0	0		
Fernando Valenzuela, L (1, 1) OBP: 0.169, SLG: 0.254										3	0	1	0	0	0	0	 WP: 0 PA: 33 FB: 0 SB: 0 CS: 0	
Inning Stats	R: 3 E: 1 K: 0 S: 6	H: 3 LOB: 1 BB: 0 P: 7	R: 0 E: 0 K: 0 S: 3	H: 0 LOB: 0 BB: 0 P: 3	R: 1 E: 0 K: 1 S: 7	H: 2 LOB: 1 BB: 0 P: 7	R: 0 E: 0 K: 0 S: 3	H: 0 LOB: 0 BB: 0 P: 3	R: 0 E: 0 K: 0 S: 3	H: 0 LOB: 0 BB: 0 P: 3	R: 0 E: 0 K: 0 S: 4	H: 1 LOB: 1 BB: 0 P: 4	R: 0 E: 0 K: 0 S: 4	H: 1 LOB: 2 BB: 1 P: 8	R: 0 E: 0 K: 0 S: 4	H: 0 LOB: 2 BB: 1 P: 8		1B: 5 2B: 2 3B: 0 HR: 0
PITCHER Dan Schatzeder, L (1, 1) ERA: 2.45 Bob James, R (8, 1) ERA: 3.97	IP: 7.1 WLS: L BF: 31 H: 7 R: 4 ER: 4 SO: 2 BB: 1 IBB: 0 HBP: 1 BLK: 0 WP: 0 HR: 0 S: 33 P: 38 ERA: 4.91 WHIP: 1.091															PITCHER		

Batter	1	2	3	4	5	6	7	8	9	AB	R	H	RBI	BB	SO	LOB	TOP																										
Luis Salazar, R OBP: 0.252, SLG: 0.308 Graig Nettles, L OBP: 0.331, SLG: 0.429										4	1	1	0	0	1	0	San Diego Padres @ Montreal Expos Olympic Stadium, Montreal, QB Fri Aug 24 1984, 7:05 PM EDT Att: 34,626 - Unknown																										
Alan Wiggins, S OBP: 0.345, SLG: 0.324										4	2	1	0	1	1	0																											
Steve Garvey, R OBP: 0.302, SLG: 0.382										4	0	3	2	0	0	0																											
Kevin McReynolds, R OBP: 0.324, SLG: 0.495										5	1	3	0	0	1	0																											
Carmelo Martinez, R OBP: 0.337, SLG: 0.405										5	0	2	1	0	1	4																											
Kurt Bevacqua, R OBP: 0.370, SLG: 0.324 Tony Gwynn, L OBP: 0.418, SLG: 0.465										1	0	0	0	2	1	1																											
Bruce Bochy, R OBP: 0.291, SLG: 0.442 Terry Kennedy, L OBP: 0.281, SLG: 0.331										3	0	0	0	0	1	4																											
Mario Ramirez, R OBP: 0.293, SLG: 0.371 Tim Flannery, L OBP: 0.250, SLG: 0.429 Garry Templeton, S OBP: 0.320, SLG: 0.339										3	0	0	0	0	0	0																											
Dave Dravecky, R OBP: 0.176, SLG: 0.188 Craig Lefferts, L OBP: 0.250, SLG: 0.313 Rich Gossage, R OBP: 0.211, SLG: 0.167 Bobby Brown, S OBP: 0.293, SLG: 0.375 Greg Harris, S										2	0	0	0	0	0	0																											
Inning Stats	R: 2 E: 1 K: 2 S: 9	H: 1 LOB: 0 BB: 0 P: 9	R: 0 E: 0 K: 0 S: 2	H: 0 LOB: 0 BB: 1 P: 6	R: 0 E: 0 K: 0 S: 4	H: 2 LOB: 2 BB: 0 P: 4	R: 0 E: 0 K: 1 S: 6	H: 1 LOB: 1 BB: 0 P: 6	R: 0 E: 0 K: 0 S: 3	H: 0 LOB: 0 BB: 0 P: 3	R: 1 E: 0 K: 1 S: 7	H: 2 LOB: 2 BB: 1 P: 11	R: 0 E: 0 K: 2 S: 7	H: 0 LOB: 0 BB: 0 P: 7	R: 0 E: 0 K: 2 S: 9	H: 2 LOB: 3 BB: 1 P: 13		R: 2 E: 0 K: 2 S: 10	H: 3 LOB: 2 BB: 1 P: 14	1B: 7 2B: 4 3B: 0 HR: 0	SF: 1 SAC: 0 DP: 1 HBP: 0	WP: 1 PB: 1 CS: 2 SB: 0	PA: 41																				
PITCHER	IP	WLS	BF	H	R	ER	SO	BB	IBB	HBP	BLK	WP	HR	S	P	ERA		WHIP	PITCHER								IP	WLS	BF	H	R	ER	SO	BB	IBB	HBP	BLK	WP	HR	S	P	ERA	WHIP
Joe Hesketh, L ERA: 1.69	6.0		25	6	3	2	4	2	0	0	1	0	0	31	39	3.00		1.333																									
Bob James, R ERA: 3.8	2.0		9	2	0	0	4	0	1	0	0	0	0	16	20	0.00		1.000																									
Jeff Reardon, R ERA: 2.8	1.0	L	7	3	2	2	2	1	0	0	0	1	0	10	14	18.00		4.000																									

Batter	1	2	3	4	5	6	7	8	9	AB	R	H	RBI	BB	SO	LOB	BOTTOM
Tim Raines, S OBP: 0.399, SLG: 0.416										3	2	1	0	2	0	1	San Diego Padres @ Montreal Expos Olympic Stadium, Montreal, QB Fri Aug 24 1984, 7:05 PM EDT Att: 34,626 - Unknown
Derrel Thomas, S OBP: 0.326, SLG: 0.349										3	1	0	0	1	1	4	
Andre Dawson, R OBP: 0.301, SLG: 0.395										2	0	0	0	2	0	1	
Gary Carter, R OBP: 0.355, SLG: 0.498										4	0	1	1	0	0	4	
Tim Wallach, R OBP: 0.328, SLG: 0.447 Rene Gonzales, R										4	0	1	2	0	0	2	
0.274 0.389										0	0	0	0	0	0	0	
0.354 0.488										3	0	0	0	0	0	0	
0.274 0.418										3	0	0	0	0	0	0	
0.355, SLG: 0.418										4	0	1	0	0	1	0	
0.222										1	0	0	0	0	0	0	
0.304 0.162 0.389 0.329										1	1	1	0	0	0	0	
0.304 0.162 0.389 0.329										1	0	0	0	0	0	0	
0.304 0.162 0.389 0.329										1	0	0	0	0	0	0	
0.304 0.162 0.389 0.329										1	0	0	0	0	0	0	
0.304 0.162 0.389 0.329										1	0	0	0	0	0	0	
0.304 0.162 0.389 0.329										1	0	0	0	0	0	0	
0.304 0.162 0.389 0.329										1	0	0	0	0	0	0	
0.304 0.162 0.389 0.329										1	0	0	0	0	0	0	
0.304 0.162 0.389 0.329										1	0	0	0	0	0	0	
0.304 0.162 0.389 0.329										1	0	0	0	0	0	0	
0.304 0.162 0.389 0.329										1	0	0	0	0	0	0	
0.304 0.162 0.389 0.329										1	0	0	0	0	0	0	
0.304 0.162 0.389 0.329										1	0	0	0	0	0	0	
0.304 0.162 0.389 0.329										1	0	0	0	0	0	0	
0.304 0.162 0.389 0.329										1	0	0	0	0	0	0	
0.304 0.162 0.389 0.329										1	0	0	0	0	0	0	
0.304 0.162 0.389 0.329										1	0	0	0	0	0	0	
0.304 0.162 0.389 0.329										1	0	0	0	0	0	0	
0.304 0.162 0.389 0.329										1	0	0	0	0	0	0	
0.304 0.162 0.389 0.329										1	0	0	0	0	0	0	
0.304 0.162 0.389 0.329										1	0	0	0	0	0	0	
0.304 0.162 0.389 0.329										1	0	0	0	0	0	0	
0.304 0.162 0.389 0.329										1	0	0	0	0	0	0	
0.304 0.162 0.389 0.329										1	0	0	0	0	0	0	
0.304 0.162 0.389 0.329										1	0	0	0	0	0	0	
0.304 0.162 0.389 0.329										1	0	0	0	0	0	0	
0.304 0.162 0.389 0.329										1	0	0	0	0	0	0	
0.304 0.162 0.389 0.329										1	0	0	0	0	0	0	
0.304 0.162 0.389 0.329										1	0	0	0	0	0	0	
0.304 0.162 0.389 0.329										1	0	0	0	0	0	0	
0.304 0.162 0.389 0.329										1	0	0	0	0	0	0	
0.304 0.162 0.389 0.329										1	0	0	0	0	0	0	
0.304 0.162 0.389 0.329										1	0	0	0	0	0	0	
0.304 0.162 0.389 0.329										1	0	0	0	0	0	0	
0.304 0.162 0.389 0.329										1	0	0	0	0	0	0	
0.304 0.162 0.389 0.329										1	0	0	0	0	0	0	
0.304 0.162 0.389 0.329										1	0	0	0	0	0	0	
0.304 0.162 0.389 0.329										1	0	0	0	0	0	0	
0.304 0.162 0.389 0.329										1	0	0	0	0	0	0	
0.304 0.162 0.389 0.329										1	0	0	0	0	0	0	
0.304 0.162 0.389 0.329										1	0	0	0	0	0	0	
0.304 0.162 0.389 0.329										1	0	0	0	0	0	0	
0.304 0.162 0.389 0.329																	

Batter	1	2	3	4	5	6	7	8	9	10	11	12	13	AB R H RBI BB SO LOB	TOP									
Alan Wiggins, S OBP: 0.345, SLG: 0.328 (1, 4)	F9		F8			1B 3B			FC6-4 BB		SH5-4	1-3		4 1 1 0 1 0 1	<p>San Diego Padres @ Montreal Expos Olympic Stadium, Montreal, QB Sat Aug 25 1984, 7:05 PM EDT Att. 29,665 - Unknown</p> <p>livebaseballscorescards.com</p> <p>AB 45 R 4 H 7 RBI 4 BB 4 SO 7 LOB 16</p> 									
Tony Gwynn, L OBP: 0.417, SLG: 0.463 (1, 9)	G3			F7		G6-3 1B			FC6-4		BB FC6-4 1BB		6-3	5 1 1 1 1 0 1										
Steve Garvey, R OBP: 0.300, SLG: 0.380 (1, 3)	5-3			K		G6-3 1-2r			F3		FC6-4 BB 1-2 2H		K	6 0 1 1 0 2 2										
Graig Nettles, L OBP: 0.333, SLG: 0.435 (1, 5)		F9				FC6-4 BB		F9			FC6-4 BB			4 1 1 1 2 0 1										
Kevin McReynolds, R OBP: 0.322, SLG: 0.490 (1, 8)		F9			FC6-4			F9			FC6-4			6 0 1 1 0 0 3										
Terry Kennedy, L OBP: 0.280, SLG: 0.329 (1, 2)						1-2r		F9			1B			5 0 1 0 0 2 3										
Carmelo Martinez, R OBP: 0.336, SLG: 0.405 (12, PR)								F6			FC6-4 1B			5 0 1 0 0 0 2										
Luis Salazar, R OBP: 0.252, SLG: 0.308 (12, 6)	FC6-4							6-3						0 0 0 0 0 0 0										
Garry Templeton, S OBP: 0.317, SLG: 0.336 (1, 6)														4 0 0 0 0 0 1										
Craig Lefferts, L OBP: 0.250, SLG: 0.313 (10, 1)			F6					F8						0 0 0 0 0 0 0										
Greg Booker, R OBP: 0.291, SLG: 0.372 (12, PH)														0 0 0 0 0 0 0										
Bobby Brown, S OBP: 0.291, SLG: 0.372 (12, 7)														1 0 0 0 0 1 1										
Ed Whitson, R ERA: 3.61 (1, 1)														3 0 0 0 0 1 0										
Tim Lincecum, R ERA: 2.08 (10, PH)														1 1 0 0 0 0 0										
Mario Ramirez, L ERA: 2.07 (11, 6)														0 0 0 0 0 0 0										
Chang Sunmura, S ERA: 2.31 (12, PH)														1 0 0 0 0 1 1										
Rich Gossage, R ERA: 2.17 (13, 1)														0 0 0 0 0 0 0										
Inning Stats	R: 0 E: 0 K: 0 S: 3	H: 0 LOB: 0 BB: 0 P: 3	R: 0 E: 0 K: 0 S: 4	H: 1 LOB: 1 BB: 0 P: 4	R: 0 E: 0 K: 1 S: 5	H: 0 LOB: 0 BB: 0 P: 5	R: 0 E: 0 K: 1 S: 5	H: 0 LOB: 1 BB: 1 P: 9	R: 0 E: 0 K: 0 S: 3	H: 0 LOB: 0 BB: 0 P: 3	R: 0 E: 0 K: 0 S: 3	H: 0 LOB: 1 BB: 0 P: 7	R: 0 E: 0 K: 0 S: 6	H: 1 LOB: 1 BB: 0 P: 6	R: 2 E: 1 K: 2 S: 5	H: 1 LOB: 2 BB: 2 P: 13	R: 0 E: 0 K: 2 S: 8	H: 1 LOB: 1 BB: 0 P: 8	R: 1 E: 0 K: 1 S: 6	H: 1 LOB: 0 BB: 0 P: 6	1B: 4 2B: 1 3B: 1 HR: 1	SF: 0 SAC: 1 DP: 1 HBP: 0	WIP: 0 PB: 0 SB: 0 CS: 0	PA: 50
PITCHER	IP WLS BF H R ER SO BB IBB HBP BLK WP HR S P ERA WHIP																							
Bill Gullickson, R ERA: 3.55 (1, 1)	10.0	35	4	1	1	4	2	0	0	0	0	0	0	41	49	0.90	0.600							
Bob James, R ERA: 3.69 (11, 1)	2.0	11	2	2	0	2	1	1	0	0	0	0	0	13	21	0.00	1.500							
Jeff Reardon, R ERA: 2.89 (13, 1)	1.0	L 4	1	1	1	1	0	0	0	0	0	0	0	1	6	9.00	1.000							

Batter	1	2	3	4	5	6	7	8	9	10	11	12	13	AB R H RBI BB SO LOB	BOTTOM									
Tim Lincecum, R OBP: 0.398, SLG: 0.419 (1, 8)	K		4-3			F8 2B		K			1B G3 2B		K	6 1 2 0 0 3 0	<p>San Diego Padres @ Montreal Expos Olympic Stadium, Montreal, QB Sat Aug 25 1984, 7:05 PM EDT Att. 29,665 - Unknown</p> <p>livebaseballscorescards.com</p> <p>AB 46 R 3 H 8 RBI 3 BB 3 SO 9 LOB 17</p> 									
Max Venable, L OBP: 0.333, SLG: 0.447 (1, 7)	F3		G3			F4		F2			2-3 2B 1B		F8	6 1 1 0 0 0 1										
Andre Dawson, R OBP: 0.299, SLG: 0.392 (1, 9)				1-3		F8					G3		6-3	6 0 1 1 0 0 2										
Gary Carter, R OBP: 0.355, SLG: 0.497 (1, 2)	6-3					F9		F8			3-H 2B			5 0 1 1 1 1 2										
Dan Driessen, L OBP: 0.359, SLG: 0.419 (1, 3)						F4					2H 2B			4 0 2 0 1 0 1										
Tim Lincecum, R OBP: 0.327, SLG: 0.448 (1, 5)								F5			1BB			5 1 1 0 0 2 4										
Derrel Thomas, S OBP: 0.319, SLG: 0.341 (11, 4)						4-3 3B								5 0 0 1 0 0 4										
Mike Ramsey, S OBP: 0.190, SLG: 0.211 (1, 4)														3 0 0 0 0 2 2										
Jim Wolford, R OBP: 0.314, SLG: 0.354 (10, PH)														0 0 0 0 1 0 0										
Rene Gonzales, R OBP: 0.333, SLG: 0.366 (11, 6)														0 0 0 0 0 0 0										
Miguel Dilone, S OBP: 0.333, SLG: 0.366 (12, PH)														1 0 0 0 0 0 0										
Doug Flynn, R OBP: 0.277, SLG: 0.292 (13, 4)														0 0 0 0 0 0 0										
Bill Gullickson, R OBP: 0.088, SLG: 0.089 (1, 1)														3 0 0 0 0 0 0										
Tony Scott, S OBP: 0.325, SLG: 0.300 (10, PH)														1 0 0 0 0 1 1										
Bob James, R OBP: 0.182, SLG: 0.182 (11, 1)														0 0 0 0 0 0 0										
Mike Stenhouse, L OBP: 0.307, SLG: 0.321 (12, PH)														1 0 0 0 0 0 0										
Jeff Reardon, R ERA: 2.95 (13, 1)														0 0 0 0 0 0 0										
Inning Stats	R: 0 E: 0 K: 1 S: 6	H: 1 LOB: 1 BB: 0 P: 6	R: 0 E: 0 K: 2 S: 8	H: 1 LOB: 1 BB: 0 P: 8	R: 0 E: 0 K: 0 S: 3	H: 0 LOB: 0 BB: 0 P: 3	R: 0 E: 0 K: 0 S: 3	H: 0 LOB: 0 BB: 0 P: 3	R: 0 E: 0 K: 1 S: 5	H: 0 LOB: 0 BB: 0 P: 5	R: 0 E: 0 K: 0 S: 2	H: 0 LOB: 0 BB: 1 P: 6	R: 0 E: 0 K: 1 S: 5	H: 0 LOB: 1 BB: 1 P: 9	R: 2 E: 0 K: 1 S: 8	H: 3 LOB: 2 BB: 0 P: 12	R: 0 E: 0 K: 1 S: 5	H: 0 LOB: 0 BB: 0 P: 5	R: 0 E: 0 K: 1 S: 5	H: 0 LOB: 0 BB: 0 P: 5	1B: 4 2B: 4 3B: 1 HR: 0	SF: 0 SAC: 0 DP: 1 HBP: 0	WIP: 1 PB: 0 SB: 0 CS: 0	PA: 49
PITCHER	IP WLS BF H R ER SO BB IBB HBP BLK WP HR S P ERA WHIP																							
Ed Whitson, R ERA: 3.61 (1, 1)	9.0	32	5	1	1	5	1	0	0	0	0	0	0	41	45	1.00	0.667							
Craig Lefferts, L ERA: 2.08 (10, 1)	1.0	6	2	2	2	1	1	0	0	0	1	0	0	7	11	18.00	3.000							
Greg Booker, R ERA: 2.52 (11, 1)	1.0	5	1	0	0	1	0	1	0	0	0	0	0	6	10	0.00	1.000							
Greg Harris, R ERA: 2.31 (12, 1)	1.0	W 3	0	0	0	0	0	0	0	0	0	0	0	5	5	0.00	0.000							
Rich Gossage, R ERA: 2.95 (13, 1)	1.0	S 3	0	0	0	1	0	0	0	0	0	0	0	5	5	0.00	0.000							

Batter	1	2	3	4	5	6	7	8	9	AB	R	H	RBI	BB	SO	LOB	TOP					
Alan Wiggins, S OBP: 0.345, SLG: 0.327 (1,4)	F8		G6-3 1-2 1B			5-3		F9		4	0	1	0	0	0	2						
Tony Gwynn, L OBP: 0.414, SLG: 0.459 (1,9)	4-3		G6-3 1-2			F8		FC1-4 1-2 2-3		4	0	0	0	0	0	4						
Steve Garvey, R OBP: 0.300, SLG: 0.379 (1,3)				5-3		F5		4-3		4	0	1	0	0	0	2						
Kevin McReynolds, R OBP: 0.319, SLG: 0.486 (1,8)	F9					F7		F9		4	0	0	0	0	0	1						
Carmelo Martinez, R OBP: 0.333, SLG: 0.401 (1,7)		F8		G3			K		5-3	4	0	0	0	0	1	0						
Luis Salazar, R OBP: 0.251, SLG: 0.325 (1,5)		F7					5-3		K	4	1	1	1	0	1	0						
Bruce Bochy, R OBP: 0.293, SLG: 0.491 (1,2)		5-3				F8			HR	3	1	1	1	0	0	0						
Mario Ramirez, R OBP: 0.295, SLG: 0.351 (1,6)			5-3			F9		FC1-4 SH BB		2	0	0	0	1	0	0						
Eric Show, R OBP: 0.228, SLG: 0.339 (1,1)							K	SH FC1-4		2	0	1	0	0	1	0						
Inning Stats	R: 0 E: 0 K: 0 S: 4	H: 1 LOB: 1 BB: 0 P: 4	R: 0 E: 0 K: 0 S: 3	H: 0 LOB: 0 BB: 0 P: 3	R: 0 E: 0 K: 0 S: 4	H: 2 LOB: 1 BB: 0 P: 4	R: 0 E: 0 K: 0 S: 3	H: 0 LOB: 0 BB: 0 P: 3	R: 1 E: 0 K: 1 S: 6	H: 1 LOB: 0 BB: 0 P: 6	R: 0 E: 0 K: 0 S: 3	H: 0 LOB: 0 BB: 0 P: 5	R: 0 E: 0 K: 1 S: 5	H: 0 LOB: 0 BB: 0 P: 5	R: 1 E: 1 K: 0 S: 5	H: 1 LOB: 2 BB: 1 P: 9	R: 0 E: 0 K: 1 S: 5	H: 0 LOB: 0 BB: 0 P: 5	1B: 3 2B: 0 3B: 0 HR: 2	SF: 0 SAC: 1 DP: 1 HBP: 0	WP: 0 PB: 0 SB: 0 CS: 0	PA: 33
PITCHER	IP	WLS	BF	H	R	ER	SO	BB	IBB	HBP	BLK	WP	HR	S	P	ERA	WHIP					
Dan Schatzeder, L ERA: 2.45 (1,1)	7.2	L	29	5	2	2	2	1	0	0	0	0	2	32	36	2.35	0.783					
Bob James, R ERA: 3.63 (8,1)	1.1		4	0	0	0	1	0	0	0	0	0	0	6	6	0.00	0.000					

San Diego Padres @ Montreal Expos
Olympic Stadium, Montreal, QB
Sun Aug 26 1984, 3:33 AM EDT
Att: 31,778 - Unknown

livebaseballscores.com

AB 31
R 2
H 5
RBI 2
BB 1
SO 3
LOB 9



Batter	1	2	3	4	5	6	7	8	9	AB	R	H	RBI	BB	SO	LOB	BOTTOM					
Tim Raines, S OBP: 0.397, SLG: 0.417 (1,8)	S 2B 1B	F9							F9	4	1	1	0	0	1	2						
Max Venable, L OBP: 0.305, SLG: 0.412 (1,7)	F5		F3		F5					4	0	0	0	0	0	3						
Andre Dawson, R OBP: 0.296, SLG: 0.388 (1,9)	1-3 1-2		K			6-3		F4		4	0	0	0	0	1	2						
Gary Carter, R OBP: 0.356, SLG: 0.498 (1,2)			F8			BB 4-3 BB		F7		3	0	1	1	1	0	0						
Dan Driessen, L OBP: 0.361, SLG: 0.418 (1,3)					F8	4-3			1B	3	0	1	0	1	0	1						
Tim Lincecum, R OBP: 0.326, SLG: 0.446 (1,5)	F7				F7	BB BB		F6		3	0	0	0	1	0	3						
Derrel Thomas, S OBP: 0.318, SLG: 0.336 (1,6)			6-3		F7			6-3		3	0	0	0	1	0	1						
Mike Ramsey, S OBP: 0.210, SLG: 0.230 (1,4)									K	4	0	2	0	0	1	3						
Dan Schatzeder, L OBP: 0.379, SLG: 0.500 (1,1)					SH1-4 1B					2	0	1	0	0	0	1						
Bob James, R OBP: 0.182, SLG: 0.182 (8,1)	1-3				SH1-4					0	0	0	0	0	0	0						
Mike Stenhouse, L OBP: 0.305, SLG: 0.325 (9,PH)								SH2-4 1B		1	0	0	0	0	1	0						
Inning Stats	R: 1 E: 0 K: 0 S: 5	H: 2 LOB: 2 BB: 1 P: 9	R: 0 E: 0 K: 0 S: 4	H: 1 LOB: 1 BB: 0 P: 4	R: 0 E: 0 K: 1 S: 5	H: 0 LOB: 0 BB: 0 P: 5	R: 0 E: 0 K: 0 S: 3	H: 0 LOB: 0 BB: 0 P: 3	R: 0 E: 0 K: 1 S: 6	H: 1 LOB: 1 BB: 0 P: 6	R: 0 E: 0 K: 0 S: 3	H: 0 LOB: 3 BB: 3 P: 15	R: 0 E: 0 K: 0 S: 4	H: 1 LOB: 1 BB: 0 P: 4	R: 0 E: 0 K: 0 S: 4	H: 1 LOB: 1 BB: 0 P: 4	R: 0 E: 0 K: 2 S: 7	H: 0 LOB: 0 BB: 0 P: 7	1B: 5 2B: 1 3B: 0 HR: 0	SF: 0 SAC: 2 DP: 0 HBP: 0	WP: 0 PB: 0 SB: 1 CS: 0	PA: 37
PITCHER	IP	WLS	BF	H	R	ER	SO	BB	IBB	HBP	BLK	WP	HR	S	P	ERA	WHIP					
Eric Show, R ERA: 3.22 (1,1)	9.0	W	37	6	1	1	4	4	0	0	0	0	0	41	57	1.00	1.111					

San Diego Padres @ Montreal Expos
Olympic Stadium, Montreal, QB
Sun Aug 26 1984, 3:33 AM EDT
Att: 31,778 - Unknown

livebaseballscores.com

AB 31
R 1
H 6
RBI 1
BB 4
SO 4
LOB 16



Batter	1	2	3	4	5	6	7	8	9	10	11	AB	R	H	RBI	BB	SO	LOB	TOP							
Dan Gladden, R OBP: 0.388, SLG: 0.441 (1, 8)	5-3 ①		1B 1B	6-3		SH5-3 1-2 2-3		F9 ①		K ②	F9 ③	6	0	1	0	0	1	6								
Manny Trillo, R OBP: 0.311, SLG: 0.351 (1, 4)	F7 ②		F8 ③		HR 1B	1-3		6-3		F7 ③		6	1	1	0	0	0	4								
Chili Davis, S OBP: 0.350, SLG: 0.484 (1, 9)	S 1B		1-3 1B		HR 1B	FC6-4 IBB		1B 2-H 1B			G3 ①	5	1	4	3	1	0	0								
Jeffrey Leonard, R OBP: 0.366, SLG: 0.504 (1, 7)	K 1-2		K ②		5-3	FC6-4 1-2f		1-3 1B			S 2B BB	5	1	1	0	1	2	6								
Bob Brenly, R OBP: 0.360, SLG: 0.503 (1, 2)		K ①	6-3 ③		F4-3 1B			F2 ①		F2 ③	BB 1B 2B	6	1	2	1	0	1	4								
Scot Thompson, L OBP: 0.379, SLG: 0.329 (1, 3)		1B BB			FC5-4 1B	F4-3 1-2		3-1 ②		4-3 ①	1B BB IBB	4	0	1	0	2	0	1								
Fran Mullins, R OBP: 0.305, SLG: 0.340 (1, 5)			FC6-4 1B		FC5-4 1-2f	K ③		S BB		K ②	K ②	5	0	1	0	1	3	4								
Johnnie LeMaster, R OBP: 0.298, SLG: 0.281 (1, 6)		K ②			E5 1B			F5 ③		5-3 ③	1B BB	4	0	1	0	2	1	3								
Bill Laskey, R OBP: 0.060, SLG: 0.054 (1, 1)			FC6-4 1-2f			K ②		SH SH5-3 BB		E6 1B		2	0	0	0	0	1	4								
Gene Richards, L OBP: 0.350, SLG: 0.287 (8, PH)											F9 ①	1	1	0	0	0	0	0								
Greg Minton, S OBP: 0.111, SLG: 0.059 (8, 1)												0	0	0	0	0	0	0								
Duane Kuiper, L OBP: 0.274, SLG: 0.183 (10, PH)												1	0	0	0	0	0	0								
Frank Williams, R OBP: 0.353, SLG: 0.222 (10, 1)											1-2 2-3 3-H	1	0	1	1	0	0	0								
Inning Stats	R: 0 E: 0 K: 1 S: 6	H: 1 LOB: 1 BB: 0 P: 6	R: 0 E: 0 K: 2 S: 8	H: 1 LOB: 2 BB: 1 P: 12	R: 0 E: 0 K: 1 S: 7	H: 2 LOB: 2 BB: 0 P: 7	R: 0 E: 1 K: 1 S: 7	H: 2 LOB: 2 BB: 0 P: 7	R: 2 E: 0 K: 1 S: 8	H: 3 LOB: 1 BB: 0 P: 8	R: 0 E: 0 K: 0 S: 4	H: 0 LOB: 3 BB: 2 P: 12	R: 0 E: 0 K: 0 S: 3	H: 0 LOB: 1 BB: 1 P: 7	R: 1 E: 1 K: 0 S: 6	H: 2 LOB: 2 BB: 0 P: 6	R: 0 E: 0 K: 1 S: 5	H: 0 LOB: 0 BB: 0 P: 5	R: 0 E: 0 K: 1 S: 5	H: 0 LOB: 0 BB: 0 P: 5	R: 0 E: 0 K: 1 S: 7	H: 2 LOB: 3 BB: 3 P: 19	1B: 11 2B: 1 3B: 0 HR: 1	SF: 0 SAC: 2 DP: 0 HBP: 0	WP: 0 PB: 0 SB: 3 CS: 0	PA: 55
PITCHER	IP 7.0	WLS 3	BF 35	H 9	R 2	ER 2	SO 6	BB 3	IBB 1	HBP 0	BLK 0	WP 0	HR 1	S 43	P 59	ERA 2.77	WHIP 1.714									
Charlie Lea, R ERA: 2.77 (1, 1)																										
Bob James, R ERA: 3.53 (8, 1)	2.0	9	2	1	0	1	0	0	0	0	0	0	0	11	11	0.00	1.000									
Jeff Reardon, R ERA: 3.05 (10, 1)	2.0	L 11	2	2	2	2	2	1	0	0	0	0	0	12	24	9.00	2.000									
PITCHER	IP 7.0	WLS 3	BF 35	H 9	R 2	ER 2	SO 6	BB 3	IBB 1	HBP 0	BLK 0	WP 0	HR 1	S 43	P 59	ERA 2.77	WHIP 1.714									
Tim Raines, S OBP: 0.401, SLG: 0.423 (1, 8)	L6 ①		S 1B 1B		5-3 1B			S BB		BB 2B	S 1B	5	2	4	0	1	0	0								
Mike Stenhouse, L OBP: 0.309, SLG: 0.331 (1, 7)					F8 ①			L5 ③		5-3 ③		3	1	1	0	1	0	2								
Bob James, R OBP: 0.182, SLG: 0.182 (8, 1)												0	0	0	0	0	0	0								
Jim Wohlford, R OBP: 0.312, SLG: 0.352 (9, PH)												1	0	0	0	0	0	1								
Jeff Reardon, R OBP: 0.312, SLG: 0.352 (10, 1)												0	0	0	0	0	0	0								
Dan Schatzeder, L OBP: 0.400, SLG: 0.500 (11, PH)												0	0	0	0	1	0	0								
Andre Dawson, R OBP: 0.301, SLG: 0.390 (1, 9)	E9 1B		1-2 2-H 1B		5-3 1-2			1B S FC6-2 1B		BB IBB	K ②	5	1	3	2	1	1	3								
Gary Carter, R OBP: 0.359, SLG: 0.499 (1, 2)	G4-3 1B		F8 ②		F8 ③			FC6-2 6-3 1B		1-2 2-3 BB	1-3 2-H 1B	5	0	3	2	1	0	3								
Dan Driessen, L OBP: 0.354, SLG: 0.410 (1, 3)	G4-3 1-2f		4-3 ③					F8 ①		6-3 ①	F8 ③	6	0	0	0	0	0	10								
Tim Wallach, R OBP: 0.327, SLG: 0.443 (1, 5)			G4-6-3 BB		F7 ①			F7 ②		FC6-2 IBB	F2 ①	3	0	0	0	2	0	0								
Mike Ramsey, S OBP: 0.200, SLG: 0.219 (1, 6)												3	0	0	0	0	1									
Miguel Dilone, S OBP: 0.331, SLG: 0.364 (8, PH)			G4-6-3		F7 ②			F7 ③		FC6-2 ②	L4 ②	1	0	0	0	0	3									
Derrel Thomas, S OBP: 0.317, SLG: 0.335 (9, 4)			1-2f							1-2 2-3 3-H		1	0	0	0	0	0									
Doug Flynn, R OBP: 0.277, SLG: 0.293 (1, 4)												3	0	1	0	0	0									
Tony Scott, S OBP: 0.319, SLG: 0.296 (8, PH)												1	0	0	0	0	3									
Rene Gonzales, R OBP: 0.371 (9, 6)												1	0	0	0	1	0									
Charlie Lea, R OBP: 0.297, SLG: 0.092 (1, 1)												2	0	0	0	0	1	1								
Max Venable, L OBP: 0.293, SLG: 0.389 (8, 7)												3	0	0	0	0	0	0								
Inning Stats	R: 2 E: 1 K: 0 S: 5	H: 3 LOB: 0 BB: 0 P: 5	R: 0 E: 0 K: 0 S: 2	H: 0 LOB: 0 BB: 1 P: 6	R: 1 E: 0 K: 0 S: 5	H: 2 LOB: 2 BB: 1 P: 9	R: 0 E: 0 K: 1 S: 6	H: 1 LOB: 1 BB: 0 P: 6	R: 0 E: 0 K: 0 S: 4	H: 1 LOB: 1 BB: 0 P: 4	R: 0 E: 0 K: 0 S: 3	H: 0 LOB: 0 BB: 1 P: 3	R: 0 E: 0 K: 0 S: 5	H: 0 LOB: 3 BB: 2 P: 9	R: 0 E: 0 K: 0 S: 4	H: 1 LOB: 1 BB: 2 P: 12	R: 0 E: 0 K: 1 S: 5	H: 0 LOB: 0 BB: 0 P: 5	R: 0 E: 0 K: 1 S: 7	H: 2 LOB: 2 BB: 1 P: 11	1B: 10 2B: 2 3B: 0 HR: 0	SF: 0 SAC: 0 DP: 2 HBP: 0	WP: 0 PB: 0 SB: 4 CS: 0	PA: 50		
PITCHER	IP 7.0	WLS 3	BF 29	H 7	R 3	ER 2	SO 1	BB 3	IBB 0	HBP 0	BLK 0	WP 0	HR 0	S 28	P 40	ERA 2.57	WHIP 1.429									
Bill Laskey, R ERA: 4.05 (1, 1)																										
Greg Minton, R ERA: 3.71 (8, 1)	2.0	12	3	0	0	0	0	1	2	0	0	0	0	9	21	0.00	2.000									
Frank Williams, R ERA: 3.52 (10, 1)	2.0	W 9	2	1	1	2	1	0	0	0	0	0	0	12	16	4.50	1.500									
PITCHER	IP 7.0	WLS 3	BF 29	H 7	R 3	ER 2	SO 1	BB 3	IBB 0	HBP 0	BLK 0	WP 0	HR 0	S 28	P 40	ERA 2.57	WHIP 1.429									

San Francisco Giants @ Montreal Expos
Olympic Stadium, Montreal, QB
Mon Aug 27 1984, 7:05 PM EDT
Att: 17,529 - Unknown

AB 46
R 5
H 13
RBI 5
BB 7
SO 9
LOB 32



San Francisco Giants @ Montreal Expos
Olympic Stadium, Montreal, QB
Mon Aug 27 1984, 7:05 PM EDT
Att: 17,529 - Unknown

AB 43
R 4
H 12
RBI 4
BB 7
SO 3
LOB 27



Batter	1	2	3	4	5	6	7	8	9	AB	R	H	RBI	BB	SO	LOB	TOP			
Dan Gladden, R OBP: 0.384, SLG: 0.436	F4-3	F9		E6		1B		F7		5	0	1	0	0	0	1	San Francisco Giants @ Montreal Expos Olympic Stadium, Montreal, QB Tue Aug 28 1984, 7:05 PM EDT Att: 15,986 - Unknown livebaseballscorecards.com			
Manny Trillo, R OBP: 0.309, SLG: 0.349	F8	K		5-3		1B			F3	5	0	1	0	0	1	2				
Chili Davis, S OBP: 0.350, SLG: 0.482	2B	F9			G3				K	4	1	1	0	1	1	1				
Jeffrey Leonard, R OBP: 0.367, SLG: 0.508	HR			5-3		5-3			F9	5	1	2	1	0	0	3				
Bob Brenly, R OBP: 0.381, SLG: 0.510	HR			6-3		K				4	1	2	2	0	1	1				
Scott Thompson, L OBP: 0.387, SLG: 0.335	1B							F8		3	0	2	0	1	0	1				
Fran Mullins, R OBP: 0.302, SLG: 0.333	1B			5-3		1-3		F6-4-3		4	0	1	0	0	0	4				
Johnnie LetMaster, R OBP: 0.257, SLG: 0.280	FC5-4					F7			6-3	2	0	0	0	0	1	2				
Brad Wellman, R OBP: 0.275, SLG: 0.312	FC5-4			K						2	0	0	0	0	0	0				
Jeff Robinson, R OBP: 0.140, SLG: 0.109				5-3					5-3	3	0	1	0	0	1	0				
Gary Lavelle, S										1	0	0	0	0	0	0				
Greg Minton, S OBP: 0.111, SLG: 0.059										0	0	0	0	0	0	0				
Inning Stats	R: 3 E: 0 K: 0 S: 8	H: 5 LOB: 2 BB: 0 P: 8	R: 0 E: 0 K: 1 S: 6	H: 1 LOB: 1 BB: 0 P: 6	R: 0 E: 0 K: 0 S: 4	H: 1 LOB: 1 BB: 0 P: 4	R: 0 E: 1 K: 1 S: 6	H: 0 LOB: 1 BB: 0 P: 6	R: 0 E: 0 K: 1 S: 7	H: 2 LOB: 3 BB: 1 P: 11	R: 0 E: 0 K: 0 S: 3	H: 1 LOB: 0 BB: 0 P: 3	R: 0 E: 0 K: 0 S: 3	H: 0 LOB: 0 BB: 0 P: 3	R: 0 E: 0 K: 1 S: 5	H: 0 LOB: 0 BB: 0 P: 5		1B: 8 2B: 2 3B: 0 HR: 1	SF: 0 SAC: 0 DP: 1 HBP: 0	WP: 0 PB: 0 SB: 1 CS: 0
PITCHER	IP WLS BF H R ER SO BB IBB HBP BLK WP HR S P ERA WHIP																			
Bryn Smith, R ERA: 3.16	(1, 1) 6.0 L 31 10 3 3 4 0 2 0 0 0 1 37 45 4.50 1.667																			
Rick Grapenthin, R ERA: 4.15	(7, 1) 2.0 6 1 0 0 0 0 0 0 0 0 0 6 6 0.00 0.500																			
Bob James, R ERA: 3.48	(9, 1) 1.0 3 0 0 0 1 0 0 0 0 0 0 5 5 0.00 0.000																			

Batter	1	2	3	4	5	6	7	8	9	AB	R	H	RBI	BB	SO	LOB	BOTTOM					
Tim Raines, S OBP: 0.400, SLG: 0.422			F9			F8		L3		4	0	1	0	0	0	1	San Francisco Giants @ Montreal Expos Olympic Stadium, Montreal, QB Tue Aug 28 1984, 7:05 PM EDT Att: 15,986 - Unknown livebaseballscorecards.com					
Derrel Thomas, S OBP: 0.312, SLG: 0.329	F7			3-1		F7			6-3	4	0	0	0	0	0	1						
Andre Dawson, R OBP: 0.298, SLG: 0.387	6-3			5-3			K		5-3	4	0	0	0	0	1	1						
Gary Carter, R OBP: 0.359, SLG: 0.496	F8			F9			6-3			3	0	0	0	1	0	1						
Rene Gonzales, R									FC6-4	0	0	0	0	0	0	0						
Dan Driessen, L OBP: 0.356, SLG: 0.431			G4-1			HR		HR	FC6-4	4	2	2	2	0	0	1						
Tim Wallach, R OBP: 0.329, SLG: 0.443				G4-6-3		F8		FC6		2	0	1	0	1	0	0						
Mike Stenhouse, L OBP: 0.306, SLG: 0.327								BB		2	0	0	0	0	0	1						
Jim Wohlford, R OBP: 0.310, SLG: 0.350			G4-6-3			F9		FC6		1	0	0	0	0	0	1						
Doug Flynn, R OBP: 0.275, SLG: 0.290						F6-3		F3		3	0	0	0	0	0	0						
Bryn Smith, R OBP: 0.191, SLG: 0.167									F4-3	1	0	0	0	0	0	0						
Miguel Dilone, S OBP: 0.329, SLG: 0.361						F7				1	0	0	0	0	0	0						
Rick Grapenthin, R										0	0	0	0	0	0	0						
Tony Scott, S OBP: 0.326, SLG: 0.305										1	0	1	0	0	0	0						
Bob James, R OBP: 0.382, SLG: 0.182										0	0	0	0	0	0	0						
Inning Stats	R: 0 E: 0 K: 0 S: 4	H: 1 LOB: 0 BB: 0 P: 4	R: 0 E: 0 K: 0 S: 2	H: 0 LOB: 0 BB: 1 P: 6	R: 0 E: 0 K: 0 S: 3	H: 0 LOB: 0 BB: 0 P: 3	R: 0 E: 0 K: 0 S: 3	H: 0 LOB: 0 BB: 0 P: 3	R: 1 E: 0 K: 0 S: 4	H: 1 LOB: 0 BB: 0 P: 4	R: 0 E: 0 K: 0 S: 3	H: 0 LOB: 0 BB: 0 P: 3	R: 1 E: 0 K: 1 S: 7	H: 2 LOB: 1 BB: 0 P: 7	R: 0 E: 0 K: 0 S: 3	H: 1 LOB: 1 BB: 0 P: 3	R: 0 E: 0 K: 0 S: 3	H: 0 LOB: 1 BB: 1 P: 7	1B: 3 2B: 1 3B: 0 HR: 2	SF: 0 SAC: 0 DP: 2 HBP: 0	WP: 0 PB: 0 SB: 1 CS: 0	PA: 32
PITCHER	IP WLS BF H R ER SO BB IBB HBP BLK WP HR S P ERA WHIP																					
Jeff Robinson, R ERA: 4.59	(1, 1) 6.2 W 24 4 2 2 1 1 0 0 0 0 0 2 25 29 2.70 0.750																					
Gary Lavelle, L ERA: 2.75	(7, 1) 1.1 4 1 0 0 0 0 0 0 0 0 0 4 4 0.00 0.750																					
Greg Minton, R ERA: 3.67	(9, 1) 1.0 S 4 0 0 0 0 0 1 0 0 0 0 0 3 7 0.00 1.000																					

Batter	1	2	3	4	5	6	7	8	9	10	11	AB	R	H	RBI	BB	SO	LOB	TOP							
Dan Gladden, R OBP: 0.385, SLG: 0.439												5	0	2	0	0	0	3								
Manny Trillo, R OBP: 0.310, SLG: 0.350												5	1	2	0	0	1	2								
Chili Davis, S OBP: 0.351, SLG: 0.487												4	1	1	2	1	0	1								
Jeffrey Leonard, R OBP: 0.363, SLG: 0.502												5	0	0	0	0	1	4								
Bob Brenly, R OBP: 0.362, SLG: 0.519												5	1	2	1	0	0	0								
Scot Thompson, L OBP: 0.367, SLG: 0.337												5	1	2	0	0	1	0								
Fran Mullins, R OBP: 0.284, SLG: 0.311												4	0	0	0	0	0	2								
Brad Wellman, R OBP: 0.278, SLG: 0.309												2	0	0	0	1	2	0								
Dusty Baker, Jr., R OBP: 0.376, SLG: 0.348												1	0	0	0	0	0	2								
Johmie LeMaster, R OBP: 0.257, SLG: 0.279												1	0	0	0	0	0	1								
Mark Grant, R OBP: 0.197, SLG: 0.285												1	0	0	0	0	1	0								
Gene Richards, L OBP: 0.204, SLG: 0.200												1	0	0	0	0	0	1								
Frank Williams, R OBP: 0.333, SLG: 0.222												1	0	0	0	0	0	0								
Duane Kuiper, L OBP: 0.197, SLG: 0.191												1	0	0	0	0	0	0								
Gary Lavelle, L OBP: 0.305, SLG: 0.309												1	0	0	0	0	0	1								
Joel Youngblood, R OBP: 0.305, SLG: 0.309												1	0	0	0	0	0	1								
Greg Minton, L OBP: 0.105, SLG: 0.056												1	0	0	0	0	0	1								
Inning Stats	R: 0 E: 0 K: 0 S: 4	H: 1 LOB: 1 BB: 0 P: 4	R: 0 E: 0 K: 1 S: 5	H: 0 LOB: 0 BB: 0 P: 5	R: 0 E: 0 K: 2 S: 9	H: 2 LOB: 3 BB: 1 P: 13	R: 0 E: 0 K: 0 S: 3	H: 0 LOB: 0 BB: 0 P: 3	R: 0 E: 0 K: 2 S: 7	H: 0 LOB: 1 BB: 1 P: 11	R: 0 E: 0 K: 0 S: 3	H: 0 LOB: 0 BB: 0 P: 3	R: 0 E: 0 K: 1 S: 5	H: 0 LOB: 0 BB: 0 P: 5	R: 2 E: 0 K: 1 S: 7	H: 2 LOB: 0 BB: 0 P: 7	R: 1 E: 1 K: 0 S: 6	H: 2 LOB: 2 BB: 0 P: 6	R: 0 E: 0 K: 0 S: 3	H: 0 LOB: 0 BB: 0 P: 3	R: 1 E: 0 K: 0 S: 5	H: 2 LOB: 1 BB: 0 P: 5	1B: 5 2B: 2 3B: 0 HR: 2	SF: 0 SAC: 1 DP: 0 HBP: 0	WP: 0 PB: 0 SB: 0 CS: 0	PA: 45
PITCHER	IP WLS BF H R ER SO BB IBB HBP BLK WP HR S P ERA WHIP																									
Steve Rogers, R ERA: 4.7	(1, 1)	8.0	32	6	3	0	7	2	0	0	0	0	0	0	0	5	5	0.00	1.000							
Bob James, R ERA: 3.43	(9, 1)	1.0	5	1	0	0	0	0	0	0	0	0	0	0	1	8	8	4.50	1.000							
Rick Grapenthin, R ERA: 4.22	(10, 1)	2.0	8	2	1	1	0	0	0	0	0	0	0	0	1	8	8	4.50	1.000							

San Francisco Giants @ Montreal Expos
Olympic Stadium, Montreal, QB
Wed Aug 29 1984, 7:05 PM EDT
Att: 10,191 - Unknown

AB 42
R 4
H 9
RBI 3
BB 2
SO 7
LOB 18



Batter	1	2	3	4	5	6	7	8	9	10	11	AB	R	H	RBI	BB	SO	LOB	BOTTOM							
Tim Raines, S OBP: 0.400, SLG: 0.423												4	0	1	0	1	0	0								
Derrel Thomas, S OBP: 0.313, SLG: 0.332												4	0	1	0	1	0	3								
Andre Dawson, R OBP: 0.297, SLG: 0.384												5	1	1	0	0	0	3								
Gary Carter, R OBP: 0.361, SLG: 0.498												4	1	2	1	1	0	1								
Dan Driessen, L OBP: 0.357, SLG: 0.440												5	1	2	2	0	0	2								
Tim Wallach, R OBP: 0.330, SLG: 0.443												5	0	2	0	0	1	2								
Rene Gonzales, R OBP: 0.107, SLG: 0.107												0	0	0	0	0	0	0								
Mike Stenhouse, L OBP: 0.305, SLG: 0.321												3	0	0	0	1	1	1								
Max Venable, L OBP: 0.305, SLG: 0.400												1	0	1	0	0	0	0								
Mike Ramsey, S OBP: 0.191, SLG: 0.209												3	0	0	0	0	0	2								
Tony Scott, S OBP: 0.333, SLG: 0.325												1	0	1	0	0	0	0								
Doug Flynn, R OBP: 0.274, SLG: 0.289												1	0	0	0	0	0	2								
Steve Rogers, R OBP: 0.191, SLG: 0.200												3	0	0	0	0	1	2								
Bob James, R OBP: 0.182, SLG: 0.182												0	0	0	0	0	0	0								
Jim Wohlford, R OBP: 0.309, SLG: 0.348												1	0	0	0	0	1	1								
Rick Grapenthin, R OBP: 0.327, SLG: 0.358												1	0	0	0	0	0	0								
Miguel Dilone, S OBP: 0.327, SLG: 0.358												1	0	0	0	0	0	2								
Inning Stats	R: 1 E: 1 K: 1 S: 8	H: 3 LOB: 2 BB: 0 P: 8	R: 0 E: 0 K: 0 S: 3	H: 0 LOB: 0 BB: 0 P: 3	R: 0 E: 0 K: 0 S: 2	H: 0 LOB: 0 BB: 1 P: 6	R: 2 E: 0 K: 0 S: 5	H: 2 LOB: 1 BB: 1 P: 9	R: 0 E: 0 K: 0 S: 4	H: 1 LOB: 2 BB: 1 P: 8	R: 0 E: 0 K: 2 S: 8	H: 1 LOB: 1 BB: 0 P: 8	R: 0 E: 0 K: 0 S: 4	H: 1 LOB: 1 BB: 0 P: 4	R: 0 E: 0 K: 0 S: 3	H: 0 LOB: 0 BB: 0 P: 3	R: 0 E: 0 K: 1 S: 5	H: 1 LOB: 1 BB: 1 P: 9	R: 0 E: 0 K: 0 S: 3	H: 0 LOB: 0 BB: 0 P: 3	R: 0 E: 0 K: 0 S: 4	H: 2 LOB: 1 BB: 0 P: 4	1B: 6 2B: 4 3B: 0 HR: 1	SF: 0 SAC: 0 DP: 2 HBP: 0	WP: 0 PB: 0 SB: 0 CS: 0	PA: 45
PITCHER	IP WLS BF H R ER SO BB IBB HBP BLK WP HR S P ERA WHIP																									
Mark Grant, R ERA: 6.39	(1, 1)	4.0	18	5	3	0	1	2	0	0	0	0	0	0	1	18	26	6.75	1.750							
Bob Lacey, L ERA: 4.13	(5, 1)	2.1	11	3	0	0	2	1	0	0	0	0	0	0	14	18	0.00	1.714								
Frank Williams, R ERA: 3.5	(7, 1)	0.2	2	0	0	0	0	0	0	0	0	0	0	2	2	0.00	0.000									
Gary Lavelle, L ERA: 2.72	(8, 1)	1.0	3	0	0	0	0	0	0	0	0	0	0	3	3	0.00	0.000									
Greg Minton, R ERA: 3.57	(9, 1)	3.0	11	3	0	0	1	0	1	0	0	0	0	12	16	0.00	1.000									

San Francisco Giants @ Montreal Expos
Olympic Stadium, Montreal, QB
Wed Aug 29 1984, 7:05 PM EDT
Att: 10,191 - Unknown

AB 41
R 3
H 11
RBI 3
BB 4
SO 4
LOB 21



Batter	1	2	3	4	5	6	7	8	9	AB	R	H	RBI	BB	SO	LOB	TOP			
Steve Sax, R OBP: 0.289, SLG: 0.302 (1, 4)										2	1	1	0	2	0	0	Los Angeles Dodgers @ Montreal Expos Olympic Stadium, Montreal, QB Fri Aug 31 1984, 7:05 PM EDT Att: 20,097 - Unknown livebaseballscorecards.com			
Dave Anderson, R OBP: 0.337, SLG: 0.327 (1, 6)										4	0	0	0	0	1	3				
Pedro Guerrero, R OBP: 0.337, SLG: 0.424 (1, 8)										3	0	0	1	0	0	1				
Mike Marshall, R OBP: 0.319, SLG: 0.446 (7, 7)										3	1	1	0	1	0	0				
Candy Maldonado, R OBP: 0.306, SLG: 0.377 (1, 5)										3	0	0	0	0	0	2				
Ken Landreaux, L OBP: 0.294, SLG: 0.364 (9, PH)										1	0	0	0	0	0	0				
Steve Yeager, R OBP: 0.296, SLG: 0.309 (1, 2)										2	0	0	1	0	1	0				
Mike Scioscia, L OBP: 0.381, SLG: 0.373 (9, PH)										1	0	0	0	0	1	0				
Greg Brock, L OBP: 0.315, SLG: 0.413 (1, 3)										3	0	0	0	0	0	0				
Tony Brewer, R OBP: 0.111, SLG: 0.118 (7, PH)										2	0	0	0	0	0	0				
German Rivera, R OBP: 0.332, SLG: 0.387 (7, 5)										1	0	1	0	0	0	0				
Orel Hershiser, R OBP: 0.231, SLG: 0.211 (7, PH)										2	0	0	0	0	0	0				
Rafael Landestoy, S OBP: 0.190, SLG: 0.224 (7, 1)										1	0	0	0	0	0	0				
Burt Hooton, R (7, 1)										0	0	0	0	0	0	0				
Ken Howell, R (8, 1)										0	0	0	0	0	0	0				
Inning Stats	R: 1 E: 0 K: 1 S: 6	H: 1 LOB: 1 BB: 1 P: 10	R: 0 E: 0 K: 1 S: 5	H: 0 LOB: 0 BB: 0 P: 5	R: 0 E: 0 K: 0 S: 3	H: 0 LOB: 1 BB: 1 P: 7	R: 1 E: 0 K: 0 S: 4	H: 1 LOB: 1 BB: 1 P: 4	R: 0 E: 0 K: 0 S: 3	H: 0 LOB: 0 BB: 0 P: 3	R: 0 E: 0 K: 0 S: 4	H: 1 LOB: 1 BB: 0 P: 4	R: 0 E: 0 K: 0 S: 3	H: 0 LOB: 0 BB: 0 P: 3	R: 0 E: 0 K: 1 S: 5	H: 0 LOB: 0 BB: 0 P: 5	1B: 1 2B: 2 3B: 0 HR: 0	SF: 2 SAC: 0 DP: 0 HBP: 0	WP: 0 PB: 0 SB: 1 CS: 0	PA: 33
PITCHER	IP WLS BF H R ER SO BB IBB HBP BLK WP HR S P ERA WHIP																			
Dan Schatzeder, L ERA: 2.43 (1, 1)	8.0 W 30 3 2 2 2 3 0 0 0 1 0 0 0 43 2.25 0.750																			
Jeff Reardon, R ERA: 3.01 (9, 1)	1.0 S 3 0 0 0 1 0 0 0 0 0 0 0 5 0.00 0.000																			

Batter	1	2	3	4	5	6	7	8	9	AB	R	H	RBI	BB	SO	LOB	BOTTOM	
Tim Raines, S OBP: 0.403, SLG: 0.428 (1, 8)										3	1	1	1	1	0	1	Los Angeles Dodgers @ Montreal Expos Olympic Stadium, Montreal, QB Fri Aug 31 1984, 7:05 PM EDT Att: 20,097 - Unknown livebaseballscorecards.com	
Miguel Dilone, S OBP: 0.335, SLG: 0.362 (1, 7)										4	1	1	1	0	1	2		
Andre Dawson, R OBP: 0.297, SLG: 0.381 (1, 9)										3	1	0	0	0	1	1		
Gary Carter, R OBP: 0.366, SLG: 0.498 (1, 2)										3	1	1	0	1	0	1		
Dan Driessen, L OBP: 0.363, SLG: 0.457 (1, 3)										3	0	1	1	1	0	1		
Tim Lincecum, R OBP: 0.326, SLG: 0.437 (1, 5)										4	0	1	0	0	1	3		
Derrel Thomas, S OBP: 0.315, SLG: 0.329 (1, 6)										2	0	0	1	1	1	1		
Doug Flynn, R OBP: 0.267, SLG: 0.282 (1, 4)										4	1	0	0	0	1	5		
Dan Schatzeder, L OBP: 0.394, SLG: 0.484 Jeff Reardon, R (9, 1)										3	0	1	0	0	0	3		
										0	0	0	0	0	0	0		
Inning Stats	R: 0 E: 0 K: 1 S: 5	H: 2 LOB: 3 BB: 1 P: 11	R: 3 E: 1 K: 1 S: 7	H: 1 LOB: 1 BB: 1 P: 12	R: 1 E: 1 K: 0 S: 5	H: 1 LOB: 1 BB: 0 P: 5	R: 0 E: 0 K: 0 S: 3	H: 0 LOB: 0 BB: 0 P: 3	R: 0 E: 0 K: 1 S: 5	H: 0 LOB: 0 BB: 0 P: 5	R: 0 E: 0 K: 0 S: 5	H: 0 LOB: 0 BB: 0 P: 5	R: 1 E: 0 K: 1 S: 5	H: 1 LOB: 1 BB: 2 P: 13	1B: 5 2B: 1 3B: 0 HR: 0	SF: 1 SAC: 0 DP: 1 HBP: 1	WP: 0 PB: 0 SB: 1 CS: 2	PA: 35
PITCHER	IP WLS BF H R ER SO BB IBB HBP BLK WP HR S P ERA WHIP																	
Orel Hershiser, R ERA: 2.58 (7, 1)	6.0 L 27 5 4 2 3 2 0 0 0 0 0 0 6 3.00 1.167																	
Burt Hooton, R ERA: 3.95 (8, 1)	1.0 6 1 1 1 1 2 0 0 0 0 0 0 4 9.00 3.000																	
Ken Howell, R ERA: 3.82 (8, 1)	1.0 2 0 0 0 1 0 0 0 0 0 0 0 4 0.00 0.000																	

Batter	1	2	3	4	5	6	7	8	9	AB	R	H	RBI	BB	SO	LOB	TOP										
Dave Anderson, R (1, 6) OBP: 0.335, SLG: 0.325 Bill Russell, R (3, 6) OBP: 0.345, SLG: 0.335	F4-3		1-3		6-3		FC5			2	0	0	0	0	0	1	Los Angeles Dodgers @ Montreal Expos Olympic Stadium, Montreal, QB Sun Sep 02 1984, 3:33 AM EDT Att: 24,160 - Unknown livebaseballscorecards.com										
R.J. Reynolds, S (1, 7) OBP: 0.312, SLG: 0.364	F9		K			BB 1B		K		4	0	1	0	0	2	1											
Sid Bream, L (1, 3) OBP: 0.192, SLG: 0.250	K			F5		F4-6-3 BB		K		3	0	0	0	1	2	0											
Pedro Guerrero, R (1, 8) OBP: 0.337, SLG: 0.427		6-3 1B		2B		F8		F9		4	0	2	0	0	0	2											
Mike Scioscia, L (1, 2) OBP: 0.381, SLG: 0.374	6-3		6-3		F4-6-3			G3		4	0	0	0	0	0	4											
Ken Landreaux, L (1, 9) OBP: 0.290, SLG: 0.356	E3		K		FC5 BB		F9			3	0	0	0	1	1												
German Rivera, R (1, 5) OBP: 0.227, SLG: 0.380 Franklin Stubbs, L (7, PH) OBP: 0.289, SLG: 0.348 Rafael Landestoy, S (7, PH) OBP: 0.180, SLG: 0.224 Tony Brewer, R (9, PH) OBP: 0.105, SLG: 0.111	F8		SH3 HBP 1B		K		K		K	2	0	1	0	0	0	1											
Steve Sax, R (1, 4) OBP: 0.292, SLG: 0.301			SH4 1B		SH3 HBP		BB			1	0	1	0	1	0	0											
Rick Honeycutt, L (1, 1) OBP: 0.186, SLG: 0.143 Pat Zachry, R (5, 1) OBP: 0.250, SLG: 0.250 Greg Brock, L (7, PH) OBP: 0.314, SLG: 0.412 Larry White, R (7, 1)			SH4		SH3		F6			0	0	0	0	0	0	0											
Inning Stats	R: 0 E: 0 K: 1 S: 5	H: 0 LOB: 0 BB: 0 P: 5	R: 0 E: 1 K: 0 S: 4	H: 1 LOB: 1 BB: 0 P: 4	R: 0 E: 0 K: 1 S: 6	H: 1 LOB: 1 BB: 0 P: 6	R: 0 E: 0 K: 1 S: 6	H: 1 LOB: 1 BB: 0 P: 6	R: 0 E: 0 K: 0 S: 3	H: 1 LOB: 1 BB: 1 P: 4	R: 0 E: 0 K: 0 S: 3	H: 1 LOB: 1 BB: 1 P: 7	R: 0 E: 0 K: 1 S: 5	H: 0 LOB: 2 BB: 2 P: 13	R: 0 E: 0 K: 2 S: 7	H: 0 LOB: 0 BB: 0 P: 7		R: 0 E: 0 K: 1 S: 5	H: 0 LOB: 0 BB: 0 P: 5	1B: 4 2B: 2 3B: 0 HR: 0	SF: 0 SAC: 2 DP: 2 HBP: 1	WP: 0 PB: 0 SB: 1 CS: 0	PA: 34				
PITCHER	IP	WLS	BF	H	R	ER	SO	BB	IBB	HBP	BLK	WP	HR	S	P	ERA	WHIP										
Bryn Smith, R (1, 1) ERA: 3.06 Bob James, R (6, 1) ERA: 3.22	5.0	W	21	5	0	0	3	1	0	1	0	0	0	25	30	0.00	1.200										

Batter	1	2	3	4	5	6	7	8	9	AB	R	H	RBI	BB	SO	LOB	BOTTOM										
Tim Raines, S (1, 8) OBP: 0.403, SLG: 0.428	G4-6-3 1B			F8	BB BB 1B		F9			4	1	2	1	0	0	0	Los Angeles Dodgers @ Montreal Expos Olympic Stadium, Montreal, QB Sun Sep 02 1984, 3:33 AM EDT Att: 24,160 - Unknown livebaseballscorecards.com										
Miguel Dilone, S (1, 7) OBP: 0.348, SLG: 0.378	G4-6-3			S SF8 2B	BB BB BB		3-1			3	1	1	0	1	0	1											
Andre Dawson, R (1, 9) OBP: 0.301, SLG: 0.388	F8			SF8 S BB	BB BB BB		BB BLK 1B			2	0	1	1	2	0	0											
Gary Carter, R (1, 3) OBP: 0.369, SLG: 0.498		6-3		FC6-4 IBB	BB BB BB		BB IBB			1	0	0	1	3	0	0											
Tim Wallach, R (1, 5) OBP: 0.328, SLG: 0.434	K			SF8	F2		BB			2	0	0	1	1	1	3											
Doug Flynn, R (1, 4) OBP: 0.282, SLG: 0.276	F8			2-3 3-H	FC6-4 F3-1		F9			4	0	0	0	0	0	8											
Angel Salazar, R (1, 6) OBP: 0.159, SLG: 0.192			K		E6 1B 4-3 1B		F3		K	4	1	0	0	0	2	0											
Bobby Ramos, R (1, 2) OBP: 0.226, SLG: 0.260			5-3		4-3		F9		F8	4	0	0	0	0	0	1											
Bryn Smith, R (1, 1) OBP: 0.204, SLG: 0.182 Bob James, R (6, 1) OBP: 0.154, SLG: 0.154			1-4-3		BB BB 1B		K		K	2	1	1	0	0	0	0											
Inning Stats	R: 0 E: 0 K: 0 S: 3	H: 1 LOB: 0 BB: 0 P: 3	R: 0 E: 0 K: 1 S: 5	H: 0 LOB: 0 BB: 0 P: 5	R: 0 E: 0 K: 0 S: 4	H: 0 LOB: 0 BB: 2 P: 12	R: 3 E: 1 K: 0 S: 6	H: 2 LOB: 3 BB: 3 P: 18	R: 0 E: 0 K: 1 S: 5	H: 0 LOB: 0 BB: 0 P: 5	R: 0 E: 0 K: 0 S: 4	H: 1 LOB: 3 BB: 2 P: 12	R: 0 E: 0 K: 2 S: 7	H: 0 LOB: 0 BB: 0 P: 7	R: 0 E: 0 K: 1 S: 5	H: 0 LOB: 0 BB: 0 P: 7		1B: 4 2B: 1 3B: 0 HR: 0	SF: 1 SAC: 0 DP: 1 HBP: 0	WP: 0 PB: 0 SB: 2 CS: 0	PA: 36						
PITCHER	IP	WLS	BF	H	R	ER	SO	BB	IBB	HBP	BLK	WP	HR	S	P	ERA	WHIP										
Rick Honeycutt, L (1, 1) ERA: 2.89 Pat Zachry, R (5, 1) ERA: 3.55 Larry White, R (7, 1) ERA:	4.1	L	21	4	4	3	2	3	1	0	0	0	0	7	11	0.00	0.600										

Batter	1	2	3	4	5	6	7	8	9	AB	R	H	RBI	BB	SO	LOB	TOP										
Marvell Wynne, L OBP: 0.314, SLG: 0.332 (1, 8)	4-0 CS BB		0-0 SF8		4-0 1-2 BB		0-0 F6			1	0	0	1	2	0	0											
Lee Lacy, R OBP: 0.348, SLG: 0.437 (1, 7)	0-0 F6		0-0 F4-3		0-0 5-3			0-0 F7		4	0	0	0	0	0	3											
Johnny Ray, S OBP: 0.352, SLG: 0.395 (1, 4)	0-0 F7			0-0 F7		0-0 F5		0-0 F6		4	0	0	0	0	0	1											
Jason Thompson, L OBP: 0.350, SLG: 0.389 (1, 3)		0-0 F9		0-0 1-3		0-0 HR		0-0 F8		4	1	1	1	0	0	0											
Tony Peña, R OBP: 0.342, SLG: 0.433 (1, 2)		0-0 5-3		0-0 WP 2B		4-0 BB			0-0 5-3	3	1	1	0	1	0	0											
Jim Morrison, R OBP: 0.305, SLG: 0.424 (1, 5)	4-0 FC4-6 BB			0-0 6-3		0-0 F4		0-0 F8		3	0	0	0	1	0	1											
Doug Frobel, L OBP: 0.262, SLG: 0.394 (1, 9)	0-0 FC4-6				4-0 S BB		0-0 F9		0-3 K	3	0	0	0	1	1	2											
Ron Wotus, R OBP: 0.267, SLG: 0.333 (1, 6)			0-0 SH1-3 SF8 2B		0-0 F2		0-0 1-3			3	1	1	0	0	0	1											
Larry McWilliams, L OBP: 0.143, SLG: 0.143 Kent Tekulve, R (9, 1)			0-0 SH1-3		0-3 K		0-3 K			2	0	0	0	0	2	1											
			2-3							0	0	0	0	0	0	0											
Inning Stats	R: 0 E: 0 K: 0 S: 2	H: 0 LOB: 0 BB: 1 P: 6	R: 0 E: 0 K: 0 S: 3	H: 0 LOB: 1 BB: 1 P: 7	R: 1 E: 0 K: 0 S: 4	H: 1 LOB: 0 BB: 0 P: 4	R: 1 E: 0 K: 0 S: 4	H: 1 LOB: 2 BB: 2 P: 13	R: 1 E: 0 K: 0 S: 4	H: 1 LOB: 1 BB: 1 P: 8	R: 0 E: 0 K: 1 S: 5	H: 0 LOB: 0 BB: 0 P: 5	R: 0 E: 0 K: 0 S: 3	H: 0 LOB: 0 BB: 0 P: 3	R: 0 E: 0 K: 1 S: 5	H: 0 LOB: 0 BB: 0 P: 5	1B: 0 2B: 2 3B: 0 HR: 1	SF: 1 SAC: 1 DP: 0 HBP: 0	WP: 2 PB: 0 SB: 1 CS: 1	PA: 34							
PITCHER	IP	WLS	BF	H	R	ER	SO	BB	IBB	HBP	BLK	WP	HR	S	P	ERA	WHIP										
Steve Rogers, R ERA: 4.69 (1, 1)	6.0	L	25	3	3	3	1	5	0	0	0	1	1	22	42	4.50	1.333										
Gary Lucas, L ERA: 2.49 (7, 1)	1.0		3	0	0	0	1	0	0	0	0	0	0	5	5	0.00	0.000										
Jeff Reardon, R ERA: 2.93 (8, 1)	2.0		6	0	0	0	1	0	0	0	0	0	0	8	8	0.00	0.000										

Pittsburgh Pirates @ Montreal Expos
Olympic Stadium, Montreal, QB
Mon Sep 03 1984, 3:33 AM EDT
Att: 12,333 - Unknown

AB	27
R	3
H	3
RBI	2
BB	5
SO	3
LOB	9



Batter	1	2	3	4	5	6	7	8	9	AB	R	H	RBI	BB	SO	LOB	BOTTOM										
Tim Raines, S OBP: 0.401, SLG: 0.425 (1, 8)	0-0 F4		0-0 F9			0-0 F6		0-0 6-3		4	0	0	0	0	0	0											
Miguel Dilone, S OBP: 0.339, SLG: 0.368 (1, 7)	0-0 5-3			0-0 F7		0-0 F9		0-0 4-3		4	0	0	0	0	0	0											
Andre Dawson, R OBP: 0.301, SLG: 0.385 (1, 9)	0-0 6-3			4-0 S BB		0-0 F7			0-0 6-3	3	0	0	0	1	0	0											
Gary Carter, R OBP: 0.369, SLG: 0.496 (8, 2)		0-0 6-3		0-0 F4		0-0 6-3			0-0 1B	4	0	1	0	0	0	1											
Tim Wallach, R OBP: 0.326, SLG: 0.430 (1, 5)		0-0 6-3		0-0 4-3		0-0 F7		0-3 K		4	0	0	0	0	1	2											
Bobby Ramos, R OBP: 0.244, SLG: 0.278 Wallace Johnson, S OBP: 0.667, SLG: 0.500 (7, PH) (8, 3)		0-0 FC5-4 1B			0-0 SH5-3 1B		0-0 BB 1B		0-0 4-3	2	0	2	0	0	0	0											
Doug Flynn, R OBP: 0.251, SLG: 0.275 Tony Scott, S OBP: 0.337, SLG: 0.321 Mike Ramsey, S OBP: 0.191, SLG: 0.209 (7, PH) (8, 4)		0-0 FC5-4			0-0 SH5-3		4-0 BB 1B			1	0	0	0	0	0	1											
Angel Salazar, R OBP: 0.157, SLG: 0.189 Jim Wohlford, R OBP: 0.305, SLG: 0.343 Jeff Reardon, R (8, 1)			0-0 1-3		0-0 1-2		0-0 BB		0-0 F7	0	0	0	0	0	0	0											
Steve Rogers, R OBP: 0.159, SLG: 0.190 Gary Lucas, L (7, 1)			0-0 F4		0-0 6-3				0-0 5-3	2	0	0	0	0	0	1											
Derrel Thomas, S OBP: 0.311, SLG: 0.324 (8, 6)										1	0	0	0	0	0	0											
Inning Stats	R: 0 E: 0 K: 0 S: 3	H: 0 LOB: 0 BB: 0 P: 3	R: 0 E: 0 K: 0 S: 4	H: 1 LOB: 1 BB: 0 P: 4	R: 0 E: 0 K: 0 S: 3	H: 0 LOB: 0 BB: 0 P: 3	R: 0 E: 0 K: 0 S: 3	H: 0 LOB: 1 BB: 1 P: 7	R: 0 E: 0 K: 0 S: 4	H: 1 LOB: 2 BB: 1 P: 8	R: 0 E: 0 K: 0 S: 3	H: 0 LOB: 0 BB: 0 P: 3	R: 0 E: 0 K: 1 S: 6	H: 1 LOB: 1 BB: 0 P: 6	1B: 4 2B: 0 3B: 0 HR: 0	SF: 0 SAC: 1 DP: 0 HBP: 0	WP: 0 PB: 0 SB: 1 CS: 0	PA: 33									
PITCHER	IP	WLS	BF	H	R	ER	SO	BB	IBB	HBP	BLK	WP	HR	S	P	ERA	WHIP										
Larry McWilliams, L ERA: 2.41 (1, 1)	8.0	W	29	3	0	0	0	2	0	0	0	0	0	27	35	0.00	0.625										
Kent Tekulve, R ERA: 3.13 (9, 1)	1.0	S	4	1	0	0	1	0	0	0	0	0	0	6	6	0.00	1.000										

Pittsburgh Pirates @ Montreal Expos
Olympic Stadium, Montreal, QB
Mon Sep 03 1984, 3:33 AM EDT
Att: 12,333 - Unknown

AB	30
R	0
H	4
RBI	0
BB	2
SO	1
LOB	9



Batter	1	2	3	4	5	6	7	8	9	AB	R	H	RBI	BB	SO	LOB	TOP										
Marvell Wynne, L OBP: 0.312, SLG: 0.329	F8		G3		F8	K			FC6-4 2B 1B	5	1	0	0	0	1	4											
Lee Lacy, R OBP: 0.348, SLG: 0.439	F3		5-4 1B		5-3				1B 2B	5	1	2	0	0	0	0											
Johnny Ray, S OBP: 0.355, SLG: 0.398	F8		1-2 1B						1B SF8 IBB	4	1	2	0	1	0	0											
Jason Thompson, L OBP: 0.349, SLG: 0.387		4-3	5-4 2-3		K				1B	5	0	1	2	0	1	3											
Tony Peña, R OBP: 0.341, SLG: 0.438		E6 1B SF8				5-3		K	SF8	4	2	1	2	0	1	0											
Jim Morrison, R OBP: 0.316, SLG: 0.433		1B 1-2 1B			BB 1B	1B E 1B		1B	K	5	0	4	0	0	1	1											
Doug Frobel, L OBP: 0.293, SLG: 0.394										3	0	1	0	0	1	2	AB 37										
Brian Harper, R OBP: 0.250, SLG: 0.286					K					1	0	0	0	0	0	1	R 5										
Kent Tekulve, R		1-2 2-3 1B								0	0	0	0	0	0	0	H 13										
Ron Wotus, R OBP: 0.294, SLG: 0.321		SF8			G4-3 BB	1B IBB		K		1	0	0	1	2	1	1	RBI 5										
Jose DeLeon, R OBP: 0.075, SLG: 0.077										3	0	1	0	0	1	4	BB 3										
Rod Scurry, L					G4-3					0	0	0	0	0	0	0	SO 7										
Eddie Vargas, R OBP: 0.182, SLG: 0.227										1	0	1	0	0	0	0	LOB 16										
Joe Orsulak, L OBP: 0.167, SLG: 0.130					1-2 2-3 1B				FC6-4 1B	0	0	0	0	0	0	0											
Inning Stats	R: 0 E: 0 K: 0 S: 3	H: 0 LOB: 0 BB: 0 P: 3	R: 1 E: 1 K: 1 S: 8	H: 2 LOB: 2 BB: 0 P: 8	R: 0 E: 0 K: 0 S: 4	H: 2 LOB: 1 BB: 0 P: 4	R: 1 E: 0 K: 1 S: 6	H: 2 LOB: 1 BB: 1 P: 10	R: 0 E: 0 K: 1 S: 6	H: 1 LOB: 3 BB: 1 P: 6	R: 0 E: 0 K: 0 S: 3	H: 0 LOB: 0 BB: 0 P: 3	R: 0 E: 0 K: 2 S: 8	H: 1 LOB: 1 BB: 0 P: 8	R: 3 E: 0 K: 1 S: 8	H: 3 LOB: 1 BB: 1 P: 12	1B: 10 2B: 3 3B: 0 HR: 1	SF: 2 SAC: 0 DP: 2 HBP: 0	WP: 0 PB: 0 SB: 0 CS: 0	PA: 42							
PITCHER	IP	WLS	BF	H	R	ER	SO	BB	IBB	HBP	BLK	WP	HR	S	P	ERA	WHIP										
Bill Gullickson, R ERA: 3.39	7.1		33	10	2	1	5	1	1	0	0	0	1	41	49	1.23	1.500										
Gary Lucas, L ERA: 2.51	1.0	L	4	1	1	1	1	0	0	0	0	0	0	6	6	9.00	1.000										
Bob James, R ERA: 3.42	0.2	L	5	2	2	2	1	0	1	0	0	0	0	6	10	27.00	3.000										

Pittsburgh Pirates @ Montreal Expos
Olympic Stadium, Montreal, QB
Tue Sep 04 1984, 7:05 PM EDT
Att: 10,184 - Unknown

AB 37
R 5
H 13
RBI 5
BB 3
SO 7
LOB 16

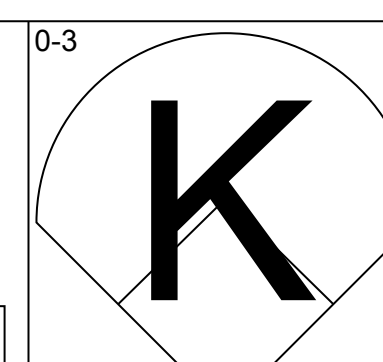
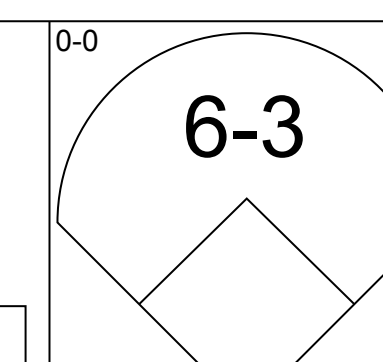
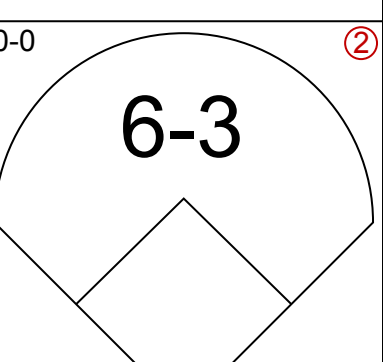
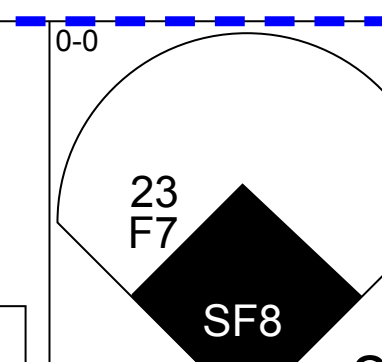
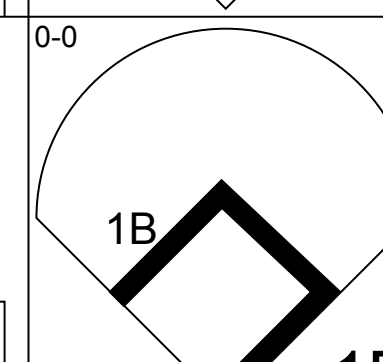
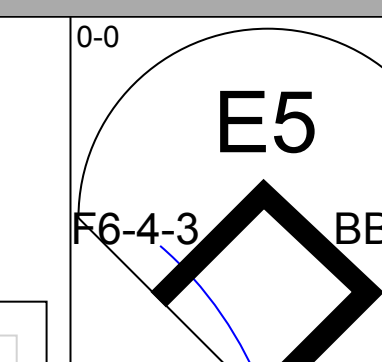
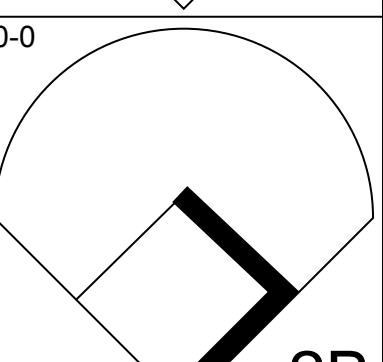
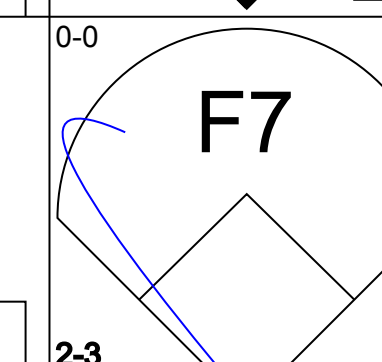
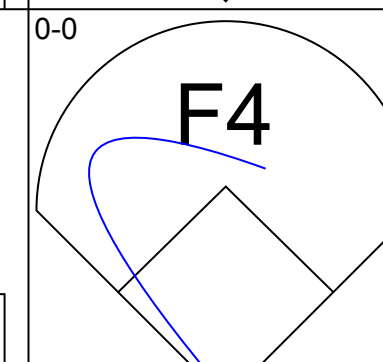
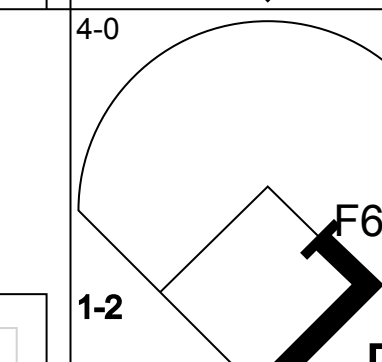
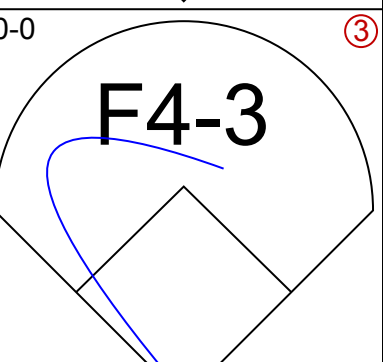
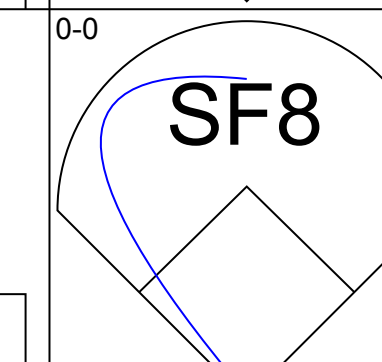
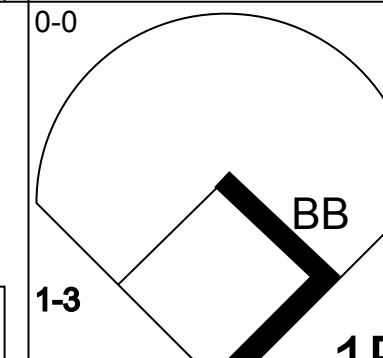
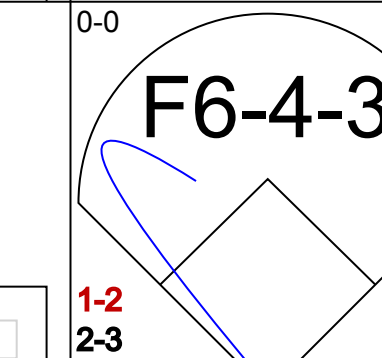

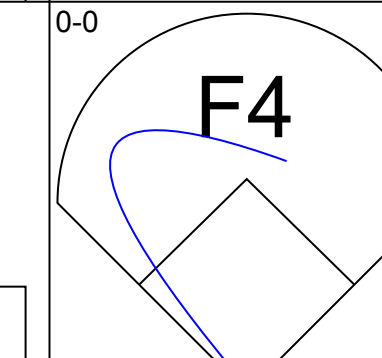
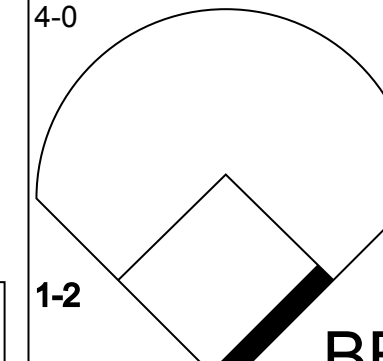
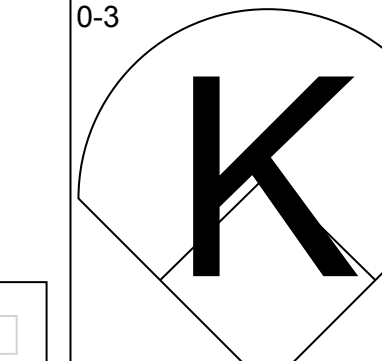


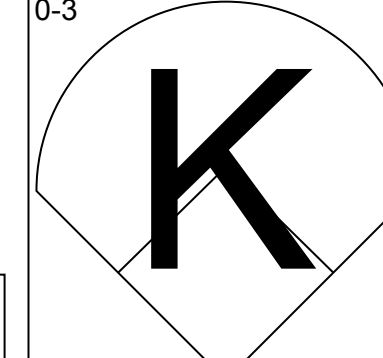
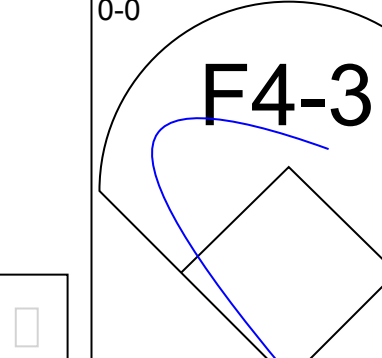


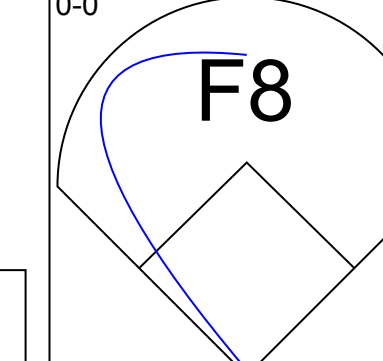
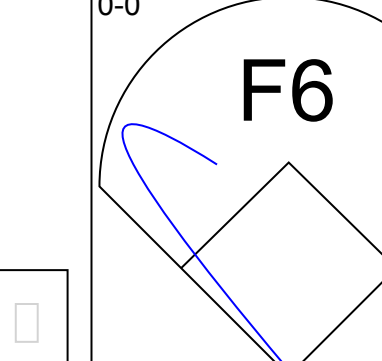
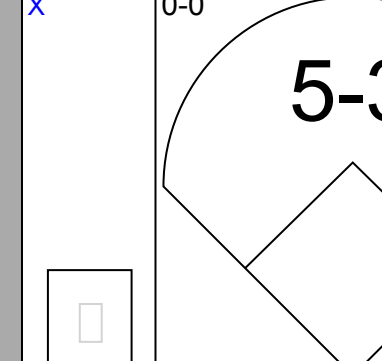

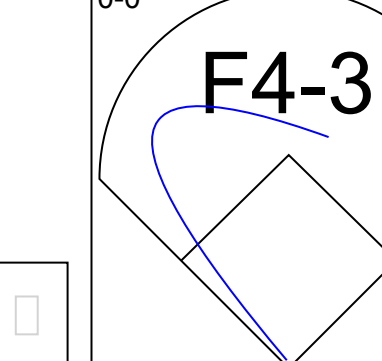
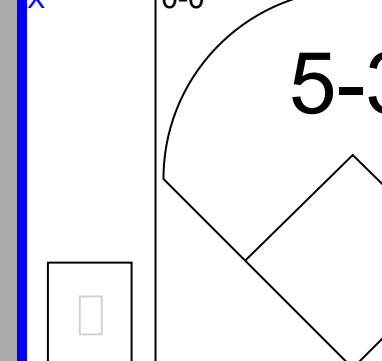
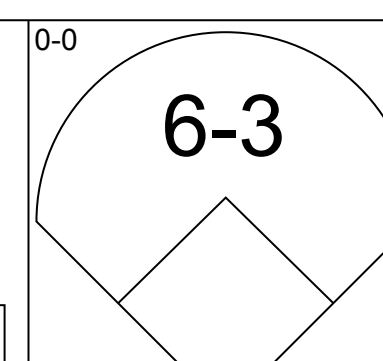
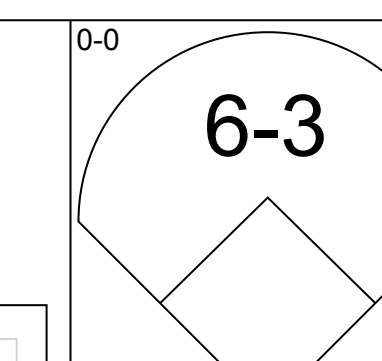
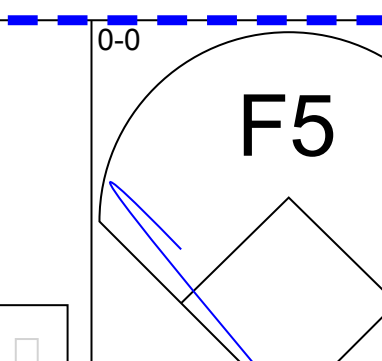
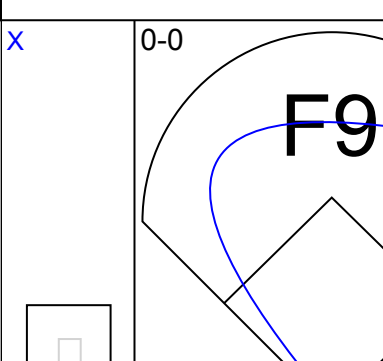
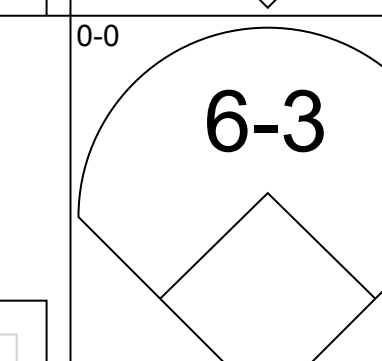
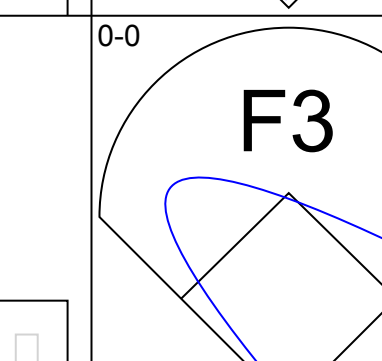
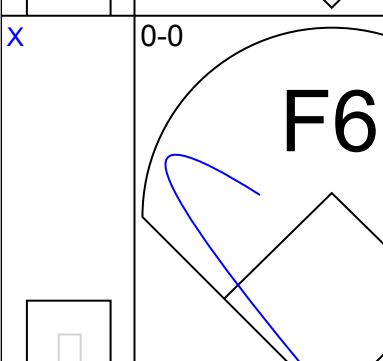
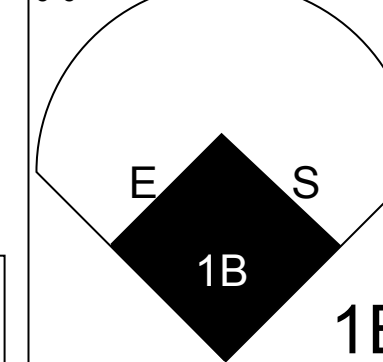
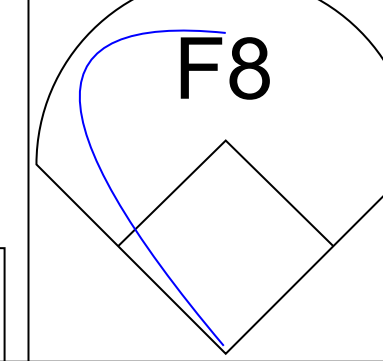
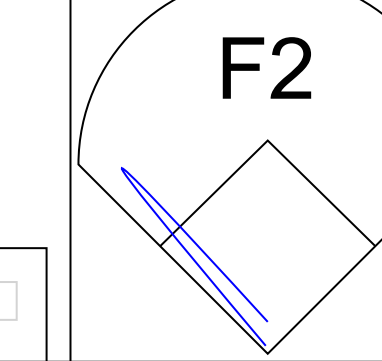
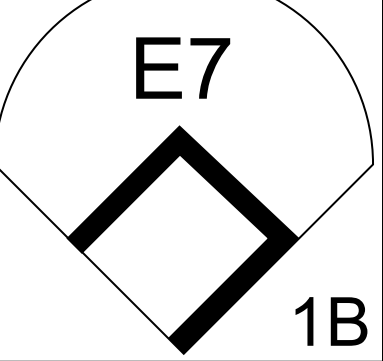
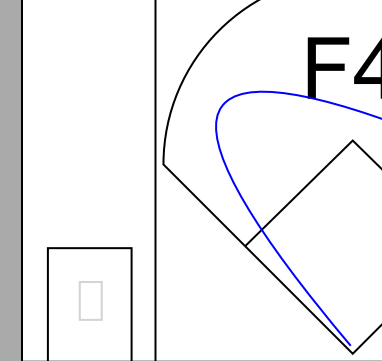
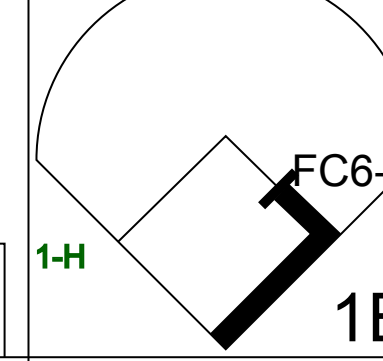
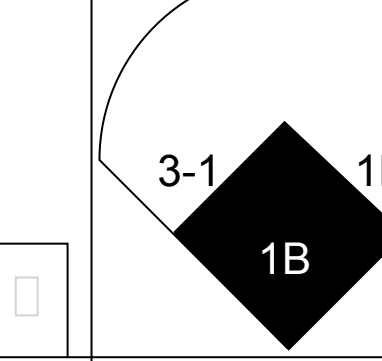
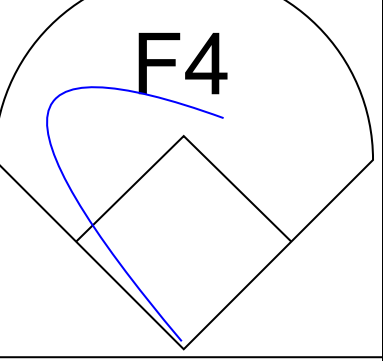
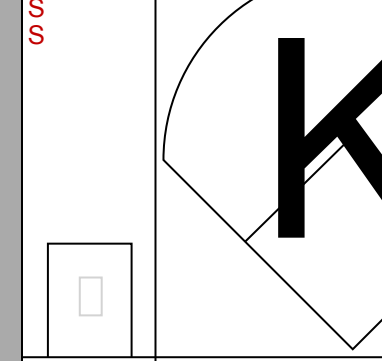
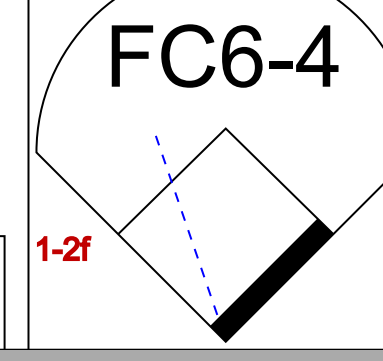
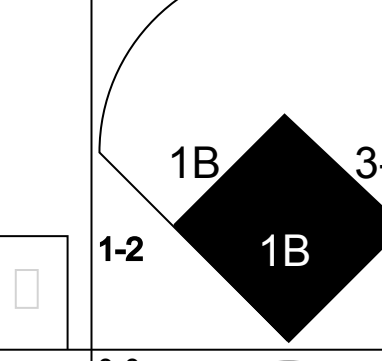
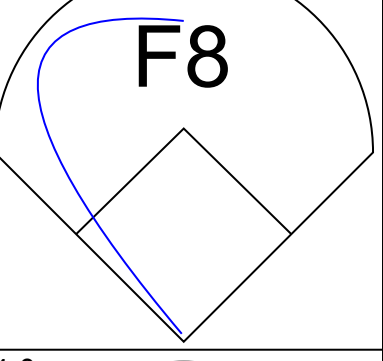
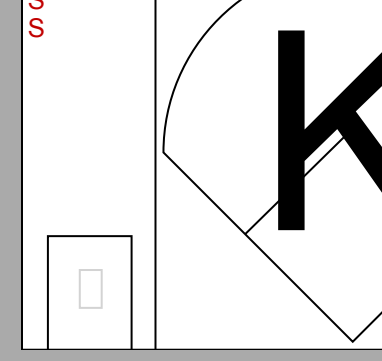
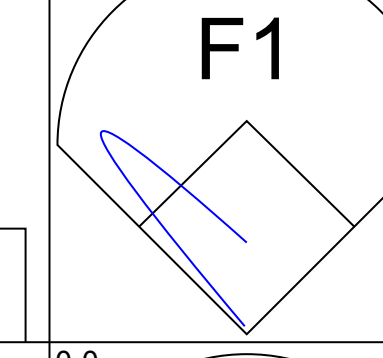
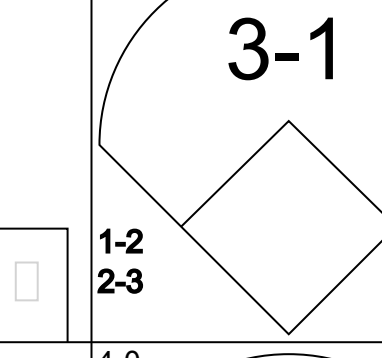
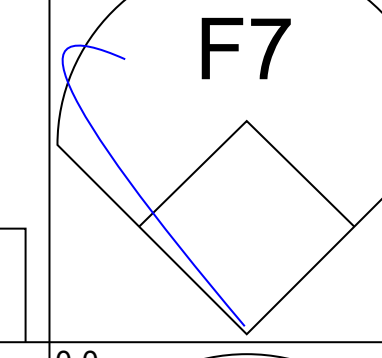
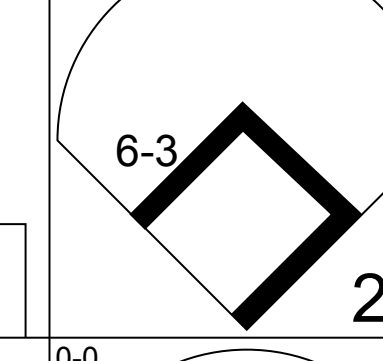
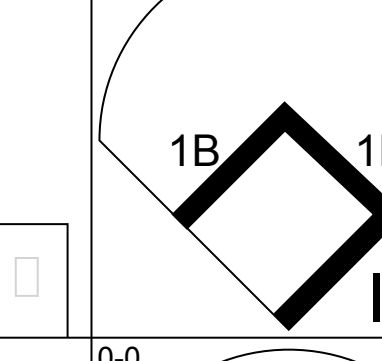
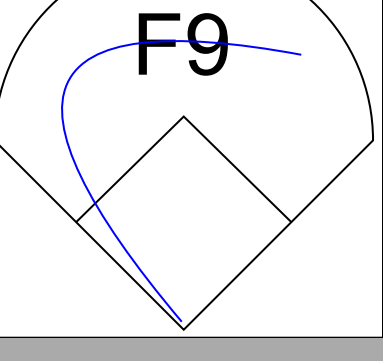
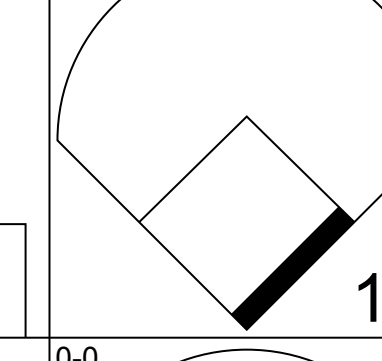
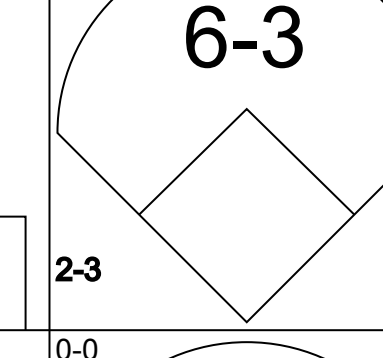
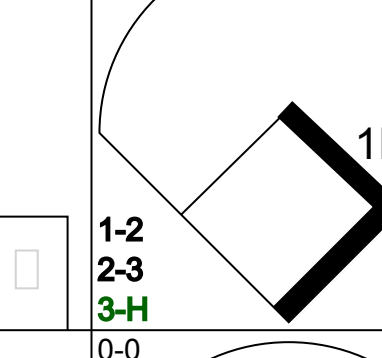
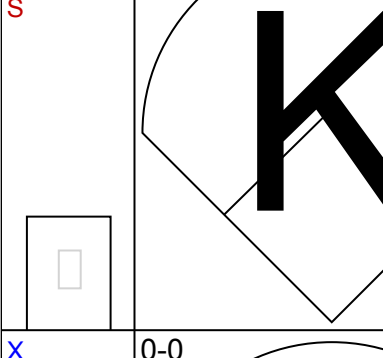
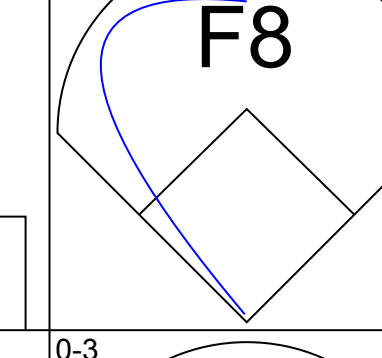
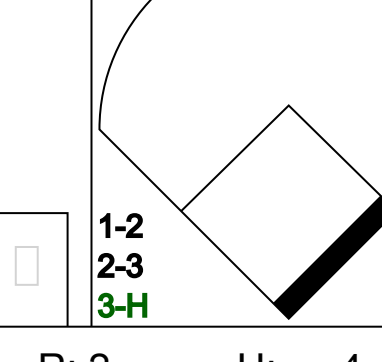
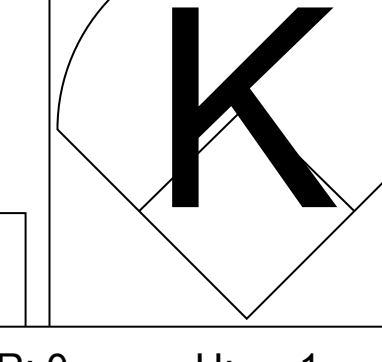
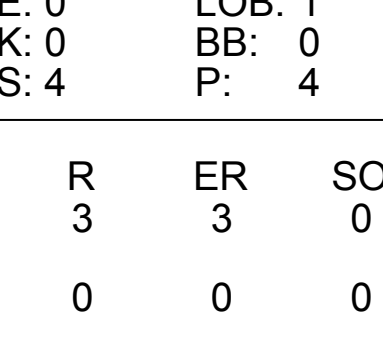
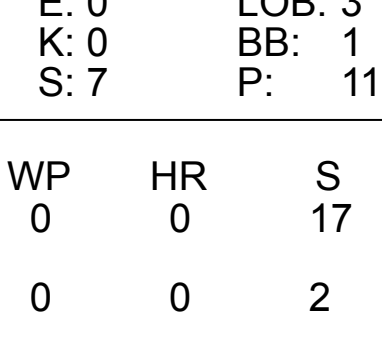
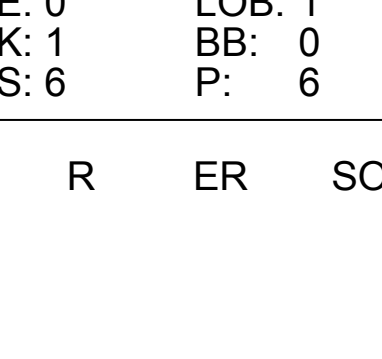
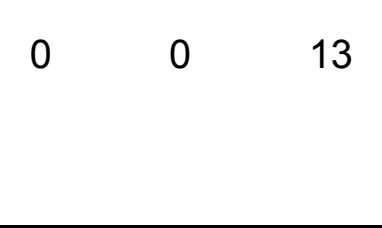



Batter	1	2	3	4	5	6	7	8	9	AB	R	H	RBI	BB	SO	LOB	BOTTOM										
Tim Raines, S OBP: 0.401, SLG: 0.422	4-3			FC4-6 1B S BB	G4-6-3 BB		5-3		F7	3	1	0	0	2	0	0											
Miguel Dilone, S OBP: 0.337, SLG: 0.361										3	0	0	0	1	0	2											
Max Venable, L OBP: 0.305, SLG: 0.400	F7			FC4-6 BB	G4-6-3 1-2		F9			0	0	0	0	0	0	0											
Andre Dawson, R OBP: 0.299, SLG: 0.382	K			FC4-6 1B 1-2 2-3			F5		F3	4	0	0	0	0	1	2											
Gary Carter, R OBP: 0.370, SLG: 0.495							F7			3	0	1	1	1	0	0											
Dan Driessen, L OBP: 0.360, SLG: 0.449										2	1	0	0	2	0	1											
Tim Lincecum, R OBP: 0.327, SLG: 0.432										3	1	1	0	1	0	3											
Derrel Thomas, S OBP: 0.308, SLG: 0.321										2	0	0	0	0	0	3											
Tony Scott, S OBP: 0.344, SLG: 0.321										0	0	0	0	1	0	0	AB 28										
Doug Flynn, R OBP: 0.260, SLG: 0.274										1	0	0	0	0	0	1	R 3										
Mike Ramsey, S OBP: 0.186, SLG: 0.203										2	0	0	0	0	0	0	H 3										
Wallace Johnson, S OBP: 0.150, SLG: 0.287										1	0	1	2	0	0	0	RBI 3										
Angel Salazar, R OBP: 0.157, SLG: 0.189										0	0	0	0	0	0	0	BB 9										
Jim Wohlford, R OBP: 0.303, SLG: 0.341										1	0	0	0	0	0	0	SO 2										
Bill Gullickson, R OBP: 0.109, SLG: 0.097										2	0	0	0	1	1	2	LOB 14										
Gary Lucas, L										0	0	0	0	0	0	0											
Bob James, R OBP: 0.154, SLG: 0.154										0	0	0	0	0	0	0											
Mike Stenhouse, L OBP: 0.303, SLG: 0.319										1	0	0	0	0	0	0											
Inning Stats	R: 0 E: 0 K: 1 S: 5	H: 0 LOB: 0 BB: 0 P: 5	R: 0 E: 0 K: 0 S: 2	H: 0 LOB: 0 BB: 1 P: 6	R: 0 E: 0 K: 0 S: 3	H: 0 LOB: 0 BB: 0 P: 3	R: 1 E: 0 K: 0 S: 4	H: 1 LOB: 3 BB: 3 P: 16	R: 0 E: 0 K: 0 S: 2	H: 0 LOB: 2 BB: 2 P: 10	R: 2 E: 0 K: 1 S: 7	H: 2 LOB: 2 BB: 2 P: 15	R: 0 E: 0 K: 0 S: 3	H: 0 LOB: 0 BB: 0 P: 3	R: 0 E: 0 K: 0 S: 3	H: 0 LOB: 1 BB: 1 P: 7	R: 0 E: 0 K: 0 S: 3	H: 0 LOB: 0 BB: 0 P: 3	1B: 2 2B: 1 3B: 0 HR: 0	SF: 0 SAC: 0 DP: 2 HBP: 0	WP: 0 PB: 0 SB: 1 CS: 0	PA: 37					
PITCHER	IP	WLS	BF	H	R	ER	SO	BB	IBB	HBP	BLK	WP	HR	S	P	ERA	WHIP										
Jose DeLeon, R ERA: 3.53	5.2		25	2	3	3	1	7	1	0	0	0	0	19	51	4.76	1.588										
Rod Scurry, L ERA: 2.91	2.1	W	9	1	0	0	1	1	0	0	0	0	0	10	14	0.00	0.857										
Kent Tekulve, R ERA: 3.08	1.0	S	3	0	0	0	0	0	0	0	0	0	0	3	3	0.00	0.000										

Pittsburgh Pirates @ Montreal Expos
Olympic Stadium, Montreal, QB
Tue Sep 04 1984, 7:05 PM EDT
Att: 10,184 - Unknown


AB 28
R 3
H 3
RBI 3
BB 9
SO 2
LOB 14



Batter	1	2	3	4	5	6	7	8	9	AB	R	H	RBI	BB	SO	LOB	TOP					
Henry Cotto, R (1, 8) OBP: 0.338, SLG: 0.326										4	1	1	0	0	1	1						
23 Ryne Sandberg, R (1, 4) OBP: 0.375, SLG: 0.536										4	0	2	0	0	0	1						
Gary Matthews, R (1, 7) OBP: 0.406, SLG: 0.419										2	0	0	1	1	0	2						
Keith Moreland, R (1, 9) OBP: 0.336, SLG: 0.440										4	0	2	0	0	0	2						
Ron Cey, R (1, 5) OBP: 0.323, SLG: 0.454										3	0	0	0	1	2	2						
Leon Durham, L (1, 3) OBP: 0.382, SLG: 0.517											4	0	0	0	0	1	4					
Steve Lake, R (1, 2) OBP: 0.244, SLG: 0.425											3	0	0	0	0	0						
Thad Bosley, L (9, PH) OBP: 0.388, SLG: 0.438											1	0	0	0	1	0						
Larry Bowa, S (1, 6) OBP: 0.258, SLG: 0.263											2	0	1	0	0	0						
Dan Rohn, L (7, PH) OBP: 0.125, SLG: 0.333											1	0	0	0	0	0						
Steve Trout, L (1, 1) OBP: 0.138, SLG: 0.143											1	0	0	0	0	1						
Warrin Brusstar, R (4, 1) OBP: 0.429, SLG: 0.200											0	0	0	0	0	0						
Ron Harpavy, R (5, PH) OBP: 0.312, SLG: 0.288											1	0	0	0	0	1						
Tim Stoddard, R (5, 1) OBP: 0.345, SLG: 0.699											0	0	0	0	0	0						
Gary Woods, R (7, PH) OBP: 0.340, SLG: 0.425											1	0	0	0	0	0						
George Frazier, R (7, 1) OBP: 0.206, SLG: 0.286											0	0	0	0	0	0						
Inning Stats	R: 0 E: 0 K: 2 S: 9	H: 2 LOB: 3 BB: 1 P: 13	R: 0 E: 0 K: 1 S: 6	H: 1 LOB: 1 BB: 0 P: 6	R: 0 E: 1 K: 1 S: 5	H: 0 LOB: 1 BB: 1 P: 9	R: 0 E: 0 K: 0 S: 3	H: 0 LOB: 0 BB: 0 P: 3	R: 0 E: 0 K: 1 S: 6	H: 1 LOB: 1 BB: 0 P: 6	R: 0 E: 0 K: 1 S: 5	H: 1 LOB: 0 BB: 0 P: 5	R: 0 E: 0 K: 0 S: 3	H: 0 LOB: 0 BB: 0 P: 3	R: 1 E: 0 K: 0 S: 4	H: 1 LOB: 0 BB: 0 P: 4	R: 0 E: 0 K: 1 S: 5	H: 0 LOB: 0 BB: 0 P: 5	1B: 3 2B: 2 3B: 1 HR: 0	SF: 1 SAC: 0 DP: 2 HBP: 0	WP: 0 PB: 0 SB: 0 CS: 0	PA: 34
PITCHER	IP WLS BF H R ER SO BB IBB HBP BLK WP HR S P ERA WHIP																					
Dan Schatzeder, L (1, 1) ERA: 2.41	1.0	6	2	0	0	2	1	0	0	0	0	0	0	0	9	13	0.00	3.000				
David Palmer, R (2, 1) ERA: 3.59	6.0	W	21	3	0	0	4	1	0	0	0	0	0	0	28	32	0.00	0.667				
Rick Grapenthin, R (8, 1) ERA: 4.26	2.0	S	7	1	1	1	1	0	0	0	0	0	0	0	9	9	4.50	0.500				
Batter	1	2	3	4	5	6	7	8	9	AB	R	H	RBI	BB	SO	LOB	BOTTOM					
Tim Raines, S (1, 8) OBP: 0.398, SLG: 0.419										4	0	0	0	0	0	4						
Miguel Dilone, S (1, 7) OBP: 0.335, SLG: 0.358										4	1	1	0	0	0	4						
Derrel Thomas, S (9, 7) OBP: 0.308, SLG: 0.321										0	0	0	0	0	0	0						
Andre Dawson, R (1, 9) OBP: 0.298, SLG: 0.381										4	0	1	0	0	0	1						
Gary Carter, R (1, 2) OBP: 0.370, SLG: 0.495										4	1	2	1	0	1	1						
Tim Wallach, R (1, 5) OBP: 0.327, SLG: 0.430										4	1	1	0	0	1	2						
Dan Driessen, L (1, 3) OBP: 0.359, SLG: 0.444										3	0	0	0	1	0	2						
Doug Flynn, R (1, 4) OBP: 0.266, SLG: 0.281										3	0	2	0	1	0	2						
Angel Salazar, R (1, 6) OBP: 0.159, SLG: 0.191										4	0	1	1	0	1	2						
Dan Schatzeder, L (1, 1) OBP: 0.394, SLG: 0.484										0	0	0	0	0	0	0						
David Palmer, R (2, 1) OBP: 0.138, SLG: 0.276										3	0	2	1	0	0	1						
Rick Grapenthin, R (8, 1) ERA: 3.32										1	0	0	0	0	1	1						
Inning Stats	R: 1 E: 0 K: 0 S: 5	H: 2 LOB: 1 BB: 0 P: 5	R: 0 E: 0 K: 0 S: 4	H: 1 LOB: 1 BB: 0 P: 4	R: 0 E: 0 K: 0 S: 3	H: 0 LOB: 0 BB: 0 P: 3	R: 2 E: 0 K: 0 S: 7	H: 4 LOB: 3 BB: 1 P: 11	R: 0 E: 0 K: 0 S: 4	H: 1 LOB: 2 BB: 1 P: 8	R: 0 E: 0 K: 1 S: 6	H: 1 LOB: 1 BB: 0 P: 6	R: 0 E: 0 K: 2 S: 7	H: 0 LOB: 0 BB: 0 P: 7	R: 0 E: 0 K: 1 S: 6	H: 1 LOB: 1 BB: 0 P: 6	1B: 8 2B: 2 3B: 0 HR: 0	SF: 0 SAC: 0 DP: 0 HBP: 0	WP: 0 PB: 0 SB: 1 CS: 0	PA: 36		
PITCHER	IP WLS BF H R ER SO BB IBB HBP BLK WP HR S P ERA WHIP																					
Steve Trout, L (1, 1) ERA: 3.42	3.1	L	18	7	3	3	0	0	0	0	0	0	0	0	17	21	0.00	2.100				
Warren Brusstar, R (4, 1) ERA: 3.46	0.2		2	0	0	0	0	0	0	0	0	0	0	2	2	0.00	0.000					
Tim Stoddard, R (5, 1) ERA: 3.48	2.0		9	2	0	0	1	0	1	0	0	0	0	10	14	0.00	1.000					
George Frazier, R (7, 1) ERA: 3.32	2.0		7	1	0	0	3	0	0	0	0	0	0	13	13	0.00	0.500					


Chicago Cubs @ Montreal Expos
Olympic Stadium, Montreal, QB
Wed Sep 05 1984, 7:05 PM EDT
Att: 12,623 - Unknown

AB 31
R 1
H 6
RBI 1
BB 2
SO 7
LOB 13



Chicago Cubs @ Montreal Expos
Olympic Stadium, Montreal, QB
Wed Sep 05 1984, 7:05 PM EDT
Att: 12,623 - Unknown

AB 34
R 3
H 10
RBI 3
BB 2
SO 4
LOB 20



Batter	1	2	3	4	5	6	7	8	9	AB	R	H	RBI	BB	SO	LOB	TOP					
Bob Dernier, R OBP: 0.358, SLG: 0.367 (1, 8)	F5			HBP		F5		23 SF8	E6	4	1	1	0	0	0	1						
23 Ryne Sandberg, R OBP: 0.373, SLG: 0.534 (1, 4)	F7			1B		K		SF8	6-3	4	0	1	1	0	1	2						
Gary Matthews, R OBP: 0.404, SLG: 0.417 Henry Cotto, R OBP: 0.338, SLG: 0.326 (1, 7) (8, 7)	6-3			1B		F3		F7		4	0	1	0	0	0	0						
Leon Durham, L OBP: 0.381, SLG: 0.517 (1, 3)		F6		F5				K		4	1	1	0	0	1	2						
Keith Moreland, R OBP: 0.337, SLG: 0.440 (1, 5)		F5		F6						4	1	2	1	0	0	2						
Thad Bosley, L OBP: 0.386, SLG: 0.434 Davey Lopes, R OBP: 0.347, SLG: 0.436 (1, 9) (9, PH) (9, 9)						F9				3	0	1	0	0	0	0						
Jody Davis, R OBP: 0.317, SLG: 0.430 (1, 2)				CS		K		F5		4	0	2	0	0	1	2						
Larry Bowa, S OBP: 0.260, SLG: 0.265 Ron Hassey, L OBP: 0.310, SLG: 0.284 Tom Verzyer, R OBP: 0.277, SLG: 0.220 (1, 6) (7, PH) (7, 6)				F5				5-3		2	0	1	0	0	0	1						
Dennis Eckersley, R OBP: 0.146, SLG: 0.128 Dan Rohn, L OBP: 0.118, SLG: 0.313 George Frazier, R OBP: 0.286, SLG: 0.286 Gary Woods, R OBP: 0.337, SLG: 0.420 Lee Smith, R OBP: 0.091, SLG: 0.091 (1, 1) (7, PH) (7, 1) (9, PH) (9, 1)				K		K		3-1		2	0	0	0	0	2	1						
Inning Stats	R: 0 E: 0 K: 0 S: 3	H: 0 LOB: 0 BB: 0 P: 3	R: 0 E: 0 K: 0 S: 3	H: 0 LOB: 0 BB: 0 P: 3	R: 0 E: 0 K: 1 S: 5	H: 1 LOB: 0 BB: 0 P: 5	R: 0 E: 0 K: 0 S: 4	H: 2 LOB: 2 BB: 0 P: 5	R: 0 E: 0 K: 2 S: 8	H: 1 LOB: 1 BB: 0 P: 8	R: 0 E: 0 K: 1 S: 5	H: 0 LOB: 0 BB: 0 P: 5	R: 1 E: 0 K: 0 S: 6	H: 3 LOB: 2 BB: 0 P: 6	R: 1 E: 0 K: 1 S: 6	H: 1 LOB: 0 BB: 0 P: 6	R: 2 E: 1 K: 2 S: 11	H: 3 LOB: 2 BB: 0 P: 11	1B: 9 2B: 1 3B: 1 HR: 0	SF: 1 SAC: 0 DP: 0 HBP: 1	WP: 0 PB: 0 SB: 1 CS: 1	PA: 38
PITCHER	IP	WLS	BF	H	R	ER	SO	BB	IBB	HBP	BLK	WP	HR	S	P	ERA	WHIP					
Charlie Lea, R ERA: 2.82 (1, 1)	8.0	L	32	9	3	2	5	0	0	1	0	0	0	41	42	2.25	1.125					
Gary Lucas, L ERA: 2.51 (9, 1)	0.0		1	1	0	0	0	0	0	0	0	0	0	1	1	∞	∞					
Bob James, R ERA: 3.38 (9, 1)	1.0		5	1	1	0	2	0	0	0	0	0	0	9	9	0.00	1.000					

Chicago Cubs @ Montreal Expos
Olympic Stadium, Montreal, QB
Thu Sep 06 1984, 7:05 PM EDT
Att: 13,089 - Unknown

AB	36
R	4
H	11
RBI	2
BB	0
SO	7
LOB	21



Batter	1	2	3	4	5	6	7	8	9	AB	R	H	RBI	BB	SO	LOB	BOTTOM					
Tim Raines, S OBP: 0.399, SLG: 0.422 (1, 8)	S					F8		K		4	1	2	0	0	1	0						
Miguel Dilone, S OBP: 0.341, SLG: 0.360 Max Venable, L OBP: 0.300, SLG: 0.393 (1, 7) (8, 7)	3-1			2B						2	0	1	0	1	0	1						
Andre Dawson, R OBP: 0.296, SLG: 0.377 (1, 9)	3-1			1-3		PO		F8		1	0	0	0	0	0	0						
Gary Carter, R OBP: 0.371, SLG: 0.496 (1, 2)	F8			F5		PO		F7		4	0	0	0	0	0	3						
Dan Driessen, L OBP: 0.355, SLG: 0.439 (1, 3)	3-1			F6		1-3		F5		3	0	1	0	1	0	1						
Tim Lincecum, R OBP: 0.328, SLG: 0.430 (1, 5)				F8		4-3				4	0	0	1	0	0	3						
Doug Flynn, R OBP: 0.294, SLG: 0.278 Tony Scott, S OBP: 0.340, SLG: 0.318 (1, 4) (9, PH)				F8		4-3		F4		3	0	0	0	0	0	3						
Angel Salazar, R OBP: 0.169, SLG: 0.200 (1, 6)				F4-3		F4				1	0	0	0	0	1	0						
Charlie Lea, R OBP: 0.125, SLG: 0.113 Gary Lucas, L OBP: 0.154, SLG: 0.154 (1, 1) (9, 1) (9, 1)				F5		F4		F8		3	0	2	0	0	0	0						
Inning Stats	R: 1 E: 0 K: 0 S: 4	H: 1 LOB: 2 BB: 2 P: 12	R: 0 E: 0 K: 0 S: 3	H: 1 LOB: 0 BB: 0 P: 3	R: 0 E: 0 K: 0 S: 4	H: 1 LOB: 1 BB: 0 P: 4	R: 0 E: 0 K: 0 S: 4	H: 2 LOB: 2 BB: 0 P: 4	R: 0 E: 0 K: 0 S: 3	H: 1 LOB: 0 BB: 0 P: 3	R: 0 E: 0 K: 0 S: 4	H: 1 LOB: 2 BB: 1 P: 8	R: 0 E: 0 K: 2 S: 7	H: 0 LOB: 0 BB: 0 P: 7	R: 0 E: 0 K: 0 S: 3	H: 0 LOB: 0 BB: 0 P: 3	R: 0 E: 0 K: 1 S: 5	H: 0 LOB: 0 BB: 0 P: 5	1B: 5 2B: 2 3B: 0 HR: 0	SF: 0 SAC: 0 DP: 1 HBP: 0	WP: 0 PB: 0 SB: 3 CS: 0	PA: 35
PITCHER	IP	WLS	BF	H	R	ER	SO	BB	IBB	HBP	BLK	WP	HR	S	P	ERA	WHIP					
Dennis Eckersley, R ERA: 3.71 (1, 1)	6.0		25	7	1	1	0	3	0	0	0	0	0	22	34	1.50	1.667					
George Frazier, R ERA: 3.25 (7, 1)	2.0	W	6	0	0	0	2	0	0	0	0	0	0	10	10	0.00	0.000					
Lee Smith, R ERA: 9.38 (9, 1)	1.0	S	3	0	0	0	1	0	0	0	0	0	0	5	5	0.00	0.000					

Chicago Cubs @ Montreal Expos
Olympic Stadium, Montreal, QB
Thu Sep 06 1984, 7:05 PM EDT
Att: 13,089 - Unknown

AB	31
R	1
H	7
RBI	1
BB	3
SO	3
LOB	14



Batter	1	2	3	4	5	6	7	8	9	AB	R	H	RBI	BB	SO	LOB	TOP																		
Juan Samuel, R OBP: 0.315, SLG: 0.441 (1.4)	5-3		HR		FC4-6			L6		4	1	1	1	0	0	1	Philadelphia Phillies @ Montreal Expos Olympic Stadium, Montreal, QB Fri Sep 07 1984, 7:05 PM EDT Att: 15,182 - Unknown																		
Jeff Stone, L OBP: 0.381, SLG: 0.458 (1.7)	F8		F8				1B	3-1		4	0	1	0	0	0	0																			
Von Hayes, L OBP: 0.371, SLG: 0.466 (1.8)	F4-3						F3			4	0	2	0	0	0	1																			
Mike Schmidt, R OBP: 0.383, SLG: 0.524 (1.5)										4	0	1	0	0	1	3																			
Al Oliver, L OBP: 0.337, SLG: 0.369 (1.3)										4	0	0	0	0	1	3																			
Ozzie Virgil, R OBP: 0.339, SLG: 0.462 (1.2)										3	0	0	0	0	1	2																			
John Russell, R OBP: 0.387, SLG: 0.507 (1.9)										3	0	0	0	0	1	1																			
Steve Jeltz, S OBP: 0.200, SLG: 0.200 (7, PH)										2	0	0	0	0	0	0																			
Greg Gross, L OBP: 0.390, SLG: 0.363 (7, PH)										1	0	0	0	0	0	0																			
Kevin Gross, R OBP: 0.080, SLG: 0.042 (8, 1)										0	0	0	0	0	0	0																			
Shane Rawley, R OBP: 0.108, SLG: 0.086 (7, 6)										2	0	1	0	0	0	0																			
Ivan De Jesus, R OBP: 0.328, SLG: 0.312 (8, 1)										1	0	0	0	0	0	0																			
Inning Stats	R: 0 E: 0 K: 0 S: 3	H: 0 LOB: 0 BB: 0 P: 3	R: 0 E: 0 K: 2 S: 8	H: 1 LOB: 1 BB: 0 P: 8	R: 1 E: 0 K: 0 S: 4	H: 1 LOB: 0 BB: 0 P: 4	R: 0 E: 0 K: 0 S: 4	H: 1 LOB: 1 BB: 0 P: 4	R: 0 E: 1 K: 1 S: 6	H: 1 LOB: 1 BB: 0 P: 6	R: 0 E: 0 K: 0 S: 3	H: 0 LOB: 0 BB: 0 P: 3	R: 0 E: 0 K: 0 S: 3	H: 0 LOB: 0 BB: 0 P: 3	R: 0 E: 0 K: 0 S: 3	H: 1 LOB: 0 BB: 0 P: 3	1B: 5 2B: 0 3B: 0 HR: 1 SF: 0 SAC: 0 DP: 1 HBP: 0	WP: 0 PB: 0 SB: 0 CS: 0	PA: 32																
PITCHER	IP	WLS	BF	H	R	ER	SO	BB	IBB	HBP	BLK	WP	HR	S	P	ERA	WHIP	PITCHER	IP	WLS	BF	H	R	ER	SO	BB	IBB	HBP	BLK	WP	HR	S	P	ERA	WHIP
Bryn Smith, R ERA: 2.96 (1, 1)	8.0	W	29	5	1	1	4	0	0	0	0	0	1	37	37	1.12	0.625																		
Gary Lucas, L ERA: 2.96 (9, 1)	1.0		3	1	0	0	0	0	0	0	0	0	0	3	3	0.00	1.000																		

AB	32
R	1
H	6
RBI	1
BB	0
SO	4
LOB	11



Batter	1	2	3	4	5	6	7	8	9	AB	R	H	RBI	BB	SO	LOB	BOTTOM																		
Tim Raines, S OBP: 0.398, SLG: 0.420 (1.8)	F3		F3							4	0	1	0	0	0	2	Philadelphia Phillies @ Montreal Expos Olympic Stadium, Montreal, QB Fri Sep 07 1984, 7:05 PM EDT Att: 15,182 - Unknown																		
Wallace Johnson, S OBP: 0.500, SLG: 0.429 (1.3)	F7		FC5 HR							4	1	1	0	0	1	2																			
Andre Dawson, R OBP: 0.297, SLG: 0.392 (1.9)	F9									4	2	2	4	0	0	3																			
Gary Carter, R OBP: 0.370, SLG: 0.493 (1.2)										3	0	0	1	0	0	0																			
Jim Wohlford, R OBP: 0.313, SLG: 0.386 (1.7)										4	2	3	2	0	0	3																			
Tim Lincecum, R OBP: 0.327, SLG: 0.428 (1.5)										4	0	1	0	0	1	1																			
Doug Flynn, R OBP: 0.261, SLG: 0.275 (1.4)										4	0	0	0	0	1	2																			
Angel Salazar, R OBP: 0.171, SLG: 0.201 (1.6)										4	0	1	0	0	0	1																			
Bryn Smith, R OBP: 0.231, SLG: 0.213 (8, PH)										3	2	2	0	0	1	0																			
Mike Stenhouse, L OBP: 0.302, SLG: 0.317 (9, 1)										1	0	0	0	0	0	1																			
Gary Lucas, L ERA: (9, 1)										0	0	0	0	0	0	0																			
Inning Stats	R: 0 E: 0 K: 0 S: 3	H: 0 LOB: 0 BB: 0 P: 3	R: 0 E: 0 K: 1 S: 6	H: 1 LOB: 1 BB: 0 P: 6	R: 3 E: 0 K: 0 S: 6	H: 3 LOB: 0 BB: 0 P: 6	R: 1 E: 0 K: 0 S: 4	H: 1 LOB: 0 BB: 0 P: 4	R: 0 E: 0 K: 2 S: 7	H: 0 LOB: 0 BB: 0 P: 7	R: 2 E: 0 K: 0 S: 5	H: 2 LOB: 0 BB: 0 P: 5	R: 1 E: 0 K: 0 S: 6	H: 3 LOB: 3 BB: 0 P: 7	R: 0 E: 0 K: 1 S: 6	H: 1 LOB: 1 BB: 0 P: 6	1B: 7 2B: 0 3B: 0 HR: 4 SF: 0 SAC: 0 DP: 0 HBP: 1	WP: 0 PB: 0 SB: 0 CS: 0	PA: 36																
PITCHER	IP	WLS	BF	H	R	ER	SO	BB	IBB	HBP	BLK	WP	HR	S	P	ERA	WHIP	PITCHER	IP	WLS	BF	H	R	ER	SO	BB	IBB	HBP	BLK	WP	HR	S	P	ERA	WHIP
Shane Rawley, L ERA: 4.64 (7, 1)	1.0	L	7	3	1	1	0	0	0	1	0	0	0	6	7	9.00	3.000																		
Kevin Gross, R ERA: 4.14 (8, 1)	1.0		4	1	0	0	1	0	0	0	0	0	0	6	6	0.00	1.000																		

AB	35
R	7
H	11
RBI	7
BB	0
SO	4
LOB	15



Batter	1	2	3	4	5	6	7	8	9	10	11	AB	R	H	RBI	BB	SO	LOB	TOP					
Juan Samuel, R OBP: 0.316, SLG: 0.440	F3		HR	FC4-2 1B		F9			K2-3	K		6	1	2	0	0	2	3						
Jeff Stone, L OBP: 0.382, SLG: 0.453	F4-3		F6	FC4-2 1B			F6		K	F7		6	0	0	0	0	1	6						
Kiko Garcia, R OBP: 0.286, SLG: 0.271												0	0	0	0	0	0	0						
Von Hayes, L OBP: 0.372, SLG: 0.462	S 1B		F3	F4			5-3		2B		F8	5	1	1	0	1	0	4						
Mike Schmidt, R OBP: 0.380, SLG: 0.527	6-3				F3				2B			5	1	2	3	0	1	1						
Rick Schu, R OBP: 0.400, SLG: 0.765			HR				K		WP BLK 2B		2B SF9 1B	1	2	1	0	0	0	0						
Tim Corcoran, L OBP: 0.433, SLG: 0.488		1B FC6-4 BB			F8			F9	FC4-6 BB			2	1	0	0	3	0	0						
Glenn Wilson, R OBP: 0.277, SLG: 0.375											2B	1	0	1	0	0	0	0						
Greg Gross, L OBP: 0.382, SLG: 0.355	F9				6-3			F9	FC4-6			5	0	0	0	0	1	4						
Larry Andersen, R OBP: 0.348, SLG: 0.480			K					F9	FC4-6			0	0	0	0	0	0	0						
Sixto Lezcano, R OBP: 0.367, SLG: 0.480											IBB	0	0	0	0	1	0	0						
John Wockenfuss, R OBP: 0.386, SLG: 0.434						F7						3	0	2	0	1	0	0						
Steve Jeltz, S OBP: 0.167, SLG: 0.167				1B FC4-2 1B						6-3	SF9	1	0	0	0	0	0	0						
John Russell, R OBP: 0.382, SLG: 0.507	FC6-4 1B											0	0	0	1	0	0	0						
Kevin Gross, R OBP: 0.080, SLG: 0.042												0	0	0	0	0	0	0						
Ivan De Jesus, R OBP: 0.328, SLG: 0.310		FC6-4				F6						2	0	0	1	1	0	1						
Al Oliver, L OBP: 0.338, SLG: 0.369												1	0	1	0	0	0	0						
Ozzie Virgil, R OBP: 0.341, SLG: 0.461				FC4-2 1B								0	0	0	0	1	0	0						
Luis Aguayo, R OBP: 0.073, SLG: 0.493												0	0	0	0	0	0	0						
Michael LaValliere, L OBP: 0.000, SLG: 0.000												1	0	0	0	0	0	0	2					
Steve Carlton, L OBP: 0.215, SLG: 0.260												3	0	1	0	0	1	3						
Len Matuszek, L OBP: 0.348, SLG: 0.446	5-3											1	0	0	0	0	1	2						
Bill Campbell, R OBP: 0.500, SLG: 0.500												0	0	0	0	0	0	0						
Tug McGraw, R OBP: 0.500, SLG: 0.500												0	0	0	0	0	0	0						
Francisco Melendez, L OBP: 0.500, SLG: 0.500												0	0	0	0	1	0	0						
Inning Stats	R: 0 E: 0 K: 0 S: 4	H: 1 LOB: 1 BB: 0 P: 4	R: 1 E: 0 K: 0 S: 4	H: 1 LOB: 1 BB: 1 P: 8	R: 2 E: 0 K: 1 S: 7	H: 2 LOB: 3 BB: 1 P: 11	R: 0 E: 0 K: 0 S: 3	H: 0 LOB: 0 BB: 0 P: 3	R: 0 E: 0 K: 1 S: 4	H: 1 LOB: 1 BB: 0 P: 4	R: 0 E: 0 K: 1 S: 5	H: 0 LOB: 0 BB: 0 P: 5	R: 0 E: 0 K: 1 S: 6	H: 1 LOB: 2 BB: 1 P: 10	R: 2 E: 0 K: 2 S: 8	H: 1 LOB: 2 BB: 2 P: 16	R: 0 E: 0 K: 1 S: 5	H: 0 LOB: 2 BB: 2 P: 13	R: 1 E: 0 K: 0 S: 5	H: 2 LOB: 2 BB: 1 P: 9	1B: 7 2B: 3 3B: 0 HR: 1	SF: 1 SAC: 0 DP: 0 HBP: 0	WP: 1 PB: 0 SB: 1 CS: 0	PA: 53
PITCHER	IP ERA WLS BF H R ER SO BB IBB HBP BLK WP HR S P ERA WHIP	IP ERA WLS BF H R ER SO BB IBB HBP BLK WP HR S P ERA WHIP	IP ERA WLS BF H R ER SO BB IBB HBP BLK WP HR S P ERA WHIP	IP ERA WLS BF H R ER SO BB IBB HBP BLK WP HR S P ERA WHIP	IP ERA WLS BF H R ER SO BB IBB HBP BLK WP HR S P ERA WHIP	IP ERA WLS BF H R ER SO BB IBB HBP BLK WP HR S P ERA WHIP	IP ERA WLS BF H R ER SO BB IBB HBP BLK WP HR S P ERA WHIP	IP ERA WLS BF H R ER SO BB IBB HBP BLK WP HR S P ERA WHIP	IP ERA WLS BF H R ER SO BB IBB HBP BLK WP HR S P ERA WHIP	IP ERA WLS BF H R ER SO BB IBB HBP BLK WP HR S P ERA WHIP	IP ERA WLS BF H R ER SO BB IBB HBP BLK WP HR S P ERA WHIP	IP ERA WLS BF H R ER SO BB IBB HBP BLK WP HR S P ERA WHIP	IP ERA WLS BF H R ER SO BB IBB HBP BLK WP HR S P ERA WHIP	IP ERA WLS BF H R ER SO BB IBB HBP BLK WP HR S P ERA WHIP	IP ERA WLS BF H R ER SO BB IBB HBP BLK WP HR S P ERA WHIP	IP ERA WLS BF H R ER SO BB IBB HBP BLK WP HR S P ERA WHIP	IP ERA WLS BF H R ER SO BB IBB HBP BLK WP HR S P ERA WHIP	IP ERA WLS BF H R ER SO BB IBB HBP BLK WP HR S P ERA WHIP	IP ERA WLS BF H R ER SO BB IBB HBP BLK WP HR S P ERA WHIP	IP ERA WLS BF H R ER SO BB IBB HBP BLK WP HR S P ERA WHIP	IP ERA WLS BF H R ER SO BB IBB HBP BLK WP HR S P ERA WHIP	IP ERA WLS BF H R ER SO BB IBB HBP BLK WP HR S P ERA WHIP	IP ERA WLS BF H R ER SO BB IBB HBP BLK WP HR S P ERA WHIP	IP ERA WLS BF H R ER SO BB IBB HBP BLK WP HR S P ERA WHIP

Philadelphia Phillies @ Montreal Expos
Olympic Stadium, Montreal, QB
Sun Sep 09 1984, 3:33 AM EDT
Att: 31,348 - Unknown

AB 43
R 6
H 11
RBI 5
BB 9
SO 7
LOB 26



Batter	1	2	3	4	5	6	7	8	9	10	11	AB	R	H	RBI	BB	SO	LOB	BOTTOM					
Tim Raines, S OBP: 0.398, SLG: 0.424	5-3		FC4-6 1B		F8		SF9 3B	K			F5	6	1	2	0	0	1	3						
Jim Wohlford, R OBP: 0.312, SLG: 0.390	2B		FC4-6 BB		6-3		SF9		F8			5	1	2	1	0	0	2						
Andre Dawson, R OBP: 0.299, SLG: 0.396												6	1	2	1	0	1	4						
Gary Carter, R OBP: 0.370, SLG: 0.490	F4											4	1	1	0	1	0	1						
Tim Wallach, R OBP: 0.326, SLG: 0.427	6-3		K2-3		SF7			5-3			F4	4	0	0	1	0	1	4						
Bobby Ramos, R OBP: 0.244, SLG: 0.277												4	1	1	0	0	0	1						
Dan Driessen, L OBP: 0.353, SLG: 0.434	F9				4-3			5-3			4-3	1	0	0	0	0	0	0						
Doug Flynn, R OBP: 0.268, SLG: 0.283												5	0	2	1	0	0	0						
Joe Hesketh, R OBP: 0.283, SLG: 0.283	F8				F5-3			1B			F3	0	0	0	0	0	0	0						
Rick Grapenthin, R OBP: 0.189, SLG: 0.189												0	0	0	0	0	0	0						
Mike Ramsey, S OBP: 0.195, SLG: 0.211												4	0	2	1	0	1	0						
Wallace Johnson, S OBP: 0.556, SLG: 0.429	K				6-3							0	0	0	0	1	0	0						
Bill Gullickson, R OBP: 0.108, SLG: 0.108												3	0	1	0	0	0	2						
Tony Scott, S OBP: 0.337, SLG: 0.314												1	0	0	0	0	0	2						
Bob James, R OBP: 0.154, SLG: 0.154												0	0	0	0	0	0	0						
Max Venable, L OBP: 0.290, SLG: 0.379												1	0	0	0	0	0	1						
Inning Stats	R: 1 E: 0 K: 0 S: 5	H: 2 LOB: 1 BB: 0 P: 5	R: 0 E: 0 K: 1 S: 5	H: 0 LOB: 0 BB: 0 P: 5	R: 0 E: 0 K: 2 S: 9	H: 2 LOB: 3 BB: 1 P: 13	R: 0 E: 0 K: 0 S: 3	H: 0 LOB: 0 BB: 0 P: 3	R: 0 E: 0 K: 0 S: 3	H: 4 LOB: 2 BB: 0 P: 7	R: 1 E: 0 K: 0 S: 4	H: 1 LOB: 0 BB: 0 P: 4	R: 1 E: 0 K: 1 S: 8	H: 3 LOB: 2 BB: 0 P: 8	R: 0 E: 0 K: 0 S: 3	H: 0 LOB: 0 BB: 0 P: 3	R: 0 E: 0 K: 0 S: 3	H: 0 LOB: 0 BB: 0 P: 3	R: 0 E: 0 K: 0 S: 4	H: 1 LOB: 2 BB: 1 P: 8	1B: 9 2B: 3 3B: 1 HR: 0	SF: 2 SAC: 0 DP: 0 HBP: 0	WP: 0 PB: 0 SB: 0 CS: 0	PA: 48
PITCHER	IP ERA WLS BF H R ER SO BB IBB HBP BLK WP HR S P ERA WHIP	IP ERA WLS BF H R ER SO BB IBB HBP BLK WP HR S P ERA WHIP	IP ERA WLS BF H R ER SO BB IBB HBP BLK WP HR S P ERA WHIP	IP ERA WLS BF H R ER SO BB IBB HBP BLK WP HR S P ERA WHIP	IP ERA WLS BF H R ER SO BB IBB HBP BLK WP HR S P ERA WHIP	IP ERA WLS BF H R ER SO BB IBB HBP BLK WP HR S P ERA WHIP	IP ERA WLS BF H R ER SO BB IBB HBP BLK WP HR S P ERA WHIP	IP ERA WLS BF H R ER SO BB IBB HBP BLK WP HR S P ERA WHIP	IP ERA WLS BF H R ER SO BB IBB HBP BLK WP HR S P ERA WHIP	IP ERA WLS BF H R ER SO BB IBB HBP BLK WP HR S P ERA WHIP	IP ERA WLS BF H R ER SO BB IBB HBP BLK WP HR S P ERA WHIP	IP ERA WLS BF H R ER SO BB IBB HBP BLK WP HR S P ERA WHIP	IP ERA WLS BF H R ER SO BB IBB HBP BLK WP HR S P ERA WHIP	IP ERA WLS BF H R ER SO BB IBB HBP BLK WP HR S P ERA WHIP	IP ERA WLS BF H R ER SO BB IBB HBP BLK WP HR S P ERA WHIP	IP ERA WLS BF H R ER SO BB IBB HBP BLK WP HR S P ERA WHIP	IP ERA WLS BF H R ER SO BB IBB HBP BLK WP HR S P ERA WHIP	IP ERA WLS BF H R ER SO BB IBB HBP BLK WP HR S P ERA WHIP	IP ERA WLS BF H R ER SO BB IBB HBP BLK WP HR S P ERA WHIP	IP ERA WLS BF H R ER SO BB IBB HBP BLK WP HR S P ERA WHIP	IP ERA WLS BF H R ER SO BB IBB HBP BLK WP HR S P ERA WHIP	IP ERA WLS BF H R ER SO BB IBB HBP BLK WP HR S P ERA WHIP	IP ERA WLS BF H R ER SO BB IBB HBP BLK WP HR S P ERA WHIP	IP ERA WLS BF H R ER SO BB IBB HBP BLK WP HR S P ERA WHIP

Philadelphia Phillies @ Montreal Expos
Olympic Stadium, Montreal, QB
Sun Sep 09 1984, 3:33 AM EDT
Att: 31,348 - Unknown

AB 44
R 5
H 13
RBI 5
BB 2
SO 4
LOB 20



Batter	1	2	3	4	5	6	7	8	9	AB	R	H	RBI	BB	SO	LOB	TOP										
Tim Raines, S OBP: 0.398, SLG: 0.425	F9	1B		2B	F7		F8			5	1	2	1	0	0	1	Montreal Expos @ Pittsburgh Pirates Three Rivers Stadium, Pittsburgh, PA Mon Sep 10 1984, 7:05 PM EDT Att: 3,126 - Unknown										
Wallace Johnson, S OBP: 0.500, SLG: 0.364	P6	F8		2B	1B			1-3		4	1	1	1	1	0	2											
Andre Dawson, R OBP: 0.302, SLG: 0.399	1B			1B	1-3			F8		4	2	2	1	1	0	1											
Gary Carter, R OBP: 0.372, SLG: 0.491	HR			1B						4	1	2	0	1	1	0											
Jim Wohlford, R OBP: 0.320, SLG: 0.412	HR			1B						5	1	3	5	0	0	1											
Max Venable, L OBP: 0.290, SLG: 0.379	HR			1B				P4		0	0	0	0	0	0	0											
Tim Lincecum, R OBP: 0.326, SLG: 0.425	K			1B						3	0	0	0	2	1	1											
Doug Flynn, R OBP: 0.267, SLG: 0.282		FC1-5		1B	F6-3			F1-3		5	0	1	0	0	0	5											
Mike Ramsey, S OBP: 0.207, SLG: 0.222		FC1-5		1B	5-3			5-3		5	1	2	0	0	0	0											
David Palmer, R OBP: 0.138, SLG: 0.276	FC1-5			1B	4-3			G4-6-3		0	0	0	0	0	0	0											
Rick Grapenthin, R OBP: 0.200, SLG: 0.200	FC1-5			1B	4-3			G4-6-3		3	1	1	0	0	0	2											
Joe Hesketh, R ERA: 2.99	1-2			1B	WP			1-2		1	0	0	0	0	0	1											
Inning Stats	R: 3 E: 0 K: 1 S: 7	H: 2 LOB: 1 BB: 1 P: 11	R: 1 E: 0 K: 0 S: 6	H: 4 LOB: 2 BB: 0 P: 6	R: 0 E: 0 K: 1 S: 6	H: 1 LOB: 1 BB: 0 P: 6	R: 3 E: 0 K: 0 S: 6	H: 3 LOB: 3 BB: 3 P: 18	R: 1 E: 0 K: 0 S: 5	H: 2 LOB: 1 BB: 0 P: 5	R: 0 E: 0 K: 0 S: 3	H: 1 LOB: 1 BB: 0 P: 3	R: 0 E: 0 K: 0 S: 4	H: 1 LOB: 1 BB: 0 P: 4	R: 0 E: 0 K: 0 S: 3	H: 0 LOB: 0 BB: 0 P: 3	1B: 11 2B: 2 3B: 0 HR: 1	SF: 0 SAC: 0 DP: 1 HBP: 0	WP: 1 PB: 0 CS: 0	PA: 44							
PITCHER	IP	WLS	BF	H	R	ER	SO	BB	IBB	HBP	BLK	WP	HR	S	P	ERA	WHIP										
John Candelaria, L ERA: 2.66	2.0		12	6	4	4	1	1	0	0	0	0	1	13	17	18.00	3.500										
Lee Tunnell, R ERA: 5.04	2.0	L	13	4	3	3	1	2	1	0	0	0	0	12	24	13.50	3.000										
Jim Winn, R ERA: 3.95	2.0		9	2	1	1	0	1	0	0	0	1	0	8	12	4.50	1.500										
Don Robinson, R ERA: 3.43	2.0		7	2	0	0	0	0	0	0	0	0	0	7	7	0.00	1.000										
Kent Tekulve, R ERA: 2.99	1.0		3	0	0	0	0	0	0	0	0	0	0	3	3	0.00	0.000										

Batter	1	2	3	4	5	6	7	8	9	AB	R	H	RBI	BB	SO	LOB	BOTTOM										
Marvell Wynne, L OBP: 0.309, SLG: 0.330	2B			K					F4-3	5	1	1	0	0	1	4	Montreal Expos @ Pittsburgh Pirates Three Rivers Stadium, Pittsburgh, PA Mon Sep 10 1984, 7:05 PM EDT Att: 3,126 - Unknown										
Lee Lacy, R OBP: 0.355, SLG: 0.442	1B	1-3		6-3				F4-3		5	1	2	1	0	0	0											
Johnny Ray, S OBP: 0.353, SLG: 0.403	1B				F8			F7		4	1	0	0	1	0	1											
Jason Thompson, L OBP: 0.356, SLG: 0.401	1B				F7			1B		4	1	2	1	0	0	0											
Tony Peña, R OBP: 0.342, SLG: 0.433	1B			FC5-4				F7		3	0	1	1	1	0	1											
Jim Morrison, R OBP: 0.319, SLG: 0.434	1B			FC5-4				2B		3	1	3	0	1	0	0											
Brian Harper, R OBP: 0.279, SLG: 0.320	F8			FC5-4				F9		4	0	0	0	0	0	7											
Denny Gonzalez, R OBP: 0.239, SLG: 0.258				F8				K		3	0	0	1	1	1	3											
John Candelaria, L OBP: 0.188, SLG: 0.217										1	0	0	0	0	1	3											
Lee Tunnell, R OBP: 0.106, SLG: 0.100										0	0	0	0	0	0	0											
Doug Froese, R OBP: 0.260, SLG: 0.390										1	0	0	0	0	0	0											
Jim Winn, R OBP: 0.269, SLG: 0.390										1	0	1	1	0	0	0											
Eddie Vargas, R OBP: 0.139, SLG: 0.292										1	0	0	0	0	1	1											
Don Robinson, R OBP: 0.307, SLG: 0.400										0	0	0	0	0	0	0											
Kent Tekulve, R ERA: 2.99										0	0	0	0	0	0	0											
Inning Stats	R: 4 E: 0 K: 1 S: 9	H: 4 LOB: 3 BB: 3 P: 21	R: 0 E: 0 K: 0 S: 3	H: 0 LOB: 0 BB: 0 P: 3	R: 0 E: 0 K: 0 S: 3	H: 1 LOB: 1 BB: 1 P: 7	R: 0 E: 0 K: 2 S: 7	H: 0 LOB: 0 BB: 0 P: 7	R: 0 E: 0 K: 0 S: 3	H: 0 LOB: 0 BB: 0 P: 3	R: 1 E: 0 K: 1 S: 7	H: 2 LOB: 1 BB: 0 P: 7	R: 0 E: 0 K: 0 S: 4	H: 1 LOB: 1 BB: 0 P: 4	R: 0 E: 0 K: 1 S: 6	H: 1 LOB: 0 BB: 0 P: 6	R: 0 E: 0 K: 0 S: 3	H: 1 LOB: 0 BB: 0 P: 3	1B: 8 2B: 2 3B: 0 HR: 0	SF: 0 SAC: 0 DP: 2 HBP: 0	WP: 0 PB: 0 CS: 0	PA: 39					
PITCHER	IP	WLS	BF	H	R	ER	SO	BB	IBB	HBP	BLK	WP	HR	S	P	ERA	WHIP										
David Palmer, R ERA: 3.94	0.1		8	4	4	4	0	3	0	0	0	0	0	5	17	108.00	21.000										
Rick Grapenthin, R ERA: 3.0	4.2	W	15	1	0	0	3	1	0	0	0	0	0	20	24	0.00	0.429										
Joe Hesketh, L ERA: 2.1	4.0	S	16	5	1	1	2	0	0	0	0	0	0	20	20	2.25	1.250										



Batter	1	2	3	4	5	6	7	8	9	AB	R	H	RBI	BB	SO	LOB	TOP					
Tim Raines, S (1,8) OBP: 0.398, SLG: 0.428	F7			F9 SF7 2B		P4			F9 1B	4	1	2	0	0	0	1						
Dan Driessen, L (1,3) OBP: 0.350, SLG: 0.429	G3			F9 2-3		F9			F9	4	0	0	0	0	0	3						
Andre Dawson, R (1,9) OBP: 0.300, SLG: 0.397	4-3			SF7				L4	F7	3	0	0	1	0	0	1						
Gary Carter, R (1,2) OBP: 0.370, SLG: 0.488 Sal Butera, R (7,2)		F3		F8		P4				3	0	0	0	0	0	0						
Tim Wallach, R (1,5) OBP: 0.325, SLG: 0.423		F8			F8	P6				3	0	0	0	0	0	0						
Mike Stenhouse, L (1,7) OBP: 0.292, SLG: 0.305		F9			F7				F8	3	0	0	0	0	0	0						
Doug Flynn, R (1,4) OBP: 0.253, SLG: 0.280 Razor Shines, S (8, PH) Tom Lawless, R (8,4) OBP: 0.318, SLG: 0.313			F9		F9			F8		2	0	0	0	0	0	0						
Mike Ramsey, S (1,6) OBP: 0.205, SLG: 0.220 Bryan Little, S (6, PH) OBP: 0.335, SLG: 0.297 Tony Scott, S (8, PH) Rene Gonzales, R (8,6) Greg Bargar, R (1,1) Roy Johnson, L (8, PH) OBP: 1.000, SLG: 1.000 Randy St. Claire, R (6,1) Wallace Johnson, S (9, PH) OBP: 0.467, SLG: 0.333			K		P3			K		1	0	0	0	0	1	0	AB 29 R 1 H 3 RBI 1 BB 0 SO 3 LOB 5					
			K					F7		1	0	0	0	0	1	0	MONTEAL EXPOS					
Inning Stats	R: 0 E: 0 K: 0 S: 3	H: 0 LOB: 0 BB: 0 P: 3	R: 0 E: 0 K: 0 S: 3	H: 0 LOB: 0 BB: 0 P: 3	R: 0 E: 0 K: 2 S: 7	H: 0 LOB: 0 BB: 0 P: 7	R: 1 E: 0 K: 0 S: 4	H: 1 LOB: 0 BB: 0 P: 4	R: 0 E: 0 K: 0 S: 3	H: 0 LOB: 0 BB: 0 P: 3	R: 0 E: 0 K: 1 S: 5	H: 0 LOB: 0 BB: 0 P: 5	R: 0 E: 0 K: 0 S: 4	H: 1 LOB: 1 BB: 0 P: 4	R: 0 E: 0 K: 0 S: 5	H: 0 LOB: 0 BB: 0 P: 5	R: 0 E: 0 K: 0 S: 4	H: 1 LOB: 1 BB: 0 P: 4	1B: 2 2B: 1 3B: 0 HR: 0	SF: 1 SAC: 0 DP: 0 HBP: 0	WP: 0 PB: 0 CS: 0	PA: 30
PITCHER Rick Rhoden, R (1,1) ERA: 2.81	IP: 9.0 WLS: W BF: 30 H: 3 R: 1 ER: 1 SO: 3 BB: 0 IBB: 0 HBP: 0 BLK: 0 WP: 0 HR: 0 S: 36 P: 36 ERA: 1.00 WHIP: 0.333											PITCHER	IP: 9.0 WLS: W BF: 30 H: 3 R: 1 ER: 1 SO: 3 BB: 0 IBB: 0 HBP: 0 BLK: 0 WP: 0 HR: 0 S: 36 P: 36 ERA: 1.00 WHIP: 0.333									

Montreal Expos @ Pittsburgh Pirates
Three Rivers Stadium, Pittsburgh, PA
Tue Sep 11 1984, 7:05 PM EDT
Att: 2,963 - Unknown

Batter	1	2	3	4	5	6	7	8	9	AB	R	H	RBI	BB	SO	LOB	BOTTOM			
Marvell Wynne, L (1,8) OBP: 0.310, SLG: 0.330	F5		2B HR BB		F4-6-3 1-2		1B			3	1	1	1	1	0	1				
Lee Lacy, R (1,7) OBP: 0.359, SLG: 0.446	S BB		HR 2B		F8		1B			3	1	2	1	1	0	0				
Johnny Ray, S (1,4) OBP: 0.354, SLG: 0.412	F8 1-2		HR				F7			4	1	2	3	0	0	3				
Jason Thompson, L (1,3) OBP: 0.353, SLG: 0.398	F5		F9		P5			K		4	0	0	0	0	1	2				
Tony Peña, R (1,2) OBP: 0.340, SLG: 0.430		K	F9		6-3		5-3			4	0	0	0	0	1	1				
Jim Morrison, R (1,5) OBP: 0.318, SLG: 0.431		6-3		P1		5-3		1B		4	0	1	0	0	0	1				
Doug Frobel, L (1,9) OBP: 0.260, SLG: 0.388	F9		F9		F9		F4-3 SH4-3 1B	F9		4	1	1	0	0	0	1				
Denny Gonzalez, R (1,6) OBP: 0.233, SLG: 0.250			5-3		F8		SH4-3			2	0	0	0	0	0	0				
Rick Rhoden, R (1,1) OBP: 0.342, SLG: 0.419			BB 2B 1B		F4-6-3 1B		F4-3			3	1	2	0	0	0	1				
Inning Stats	R: 0 E: 0 K: 0 S: 3	H: 0 LOB: 1 BB: 1 P: 7	R: 0 E: 0 K: 1 S: 5	H: 0 LOB: 0 BB: 0 P: 5	R: 4 E: 0 K: 0 S: 6	H: 3 LOB: 0 BB: 1 P: 10	R: 0 E: 0 K: 0 S: 3	H: 0 LOB: 0 BB: 0 P: 3	R: 0 E: 0 K: 0 S: 4	H: 1 LOB: 1 BB: 0 P: 4	R: 1 E: 0 K: 0 S: 6	H: 3 LOB: 2 BB: 0 P: 6	R: 0 E: 0 K: 1 S: 6	H: 1 LOB: 1 BB: 0 P: 6	R: 0 E: 0 K: 0 S: 6	H: 1 LOB: 1 BB: 0 P: 6	1B: 6 2B: 2 3B: 0 HR: 1	SF: 0 SAC: 1 DP: 1 HBP: 0	WP: 0 PB: 0 CS: 0	PA: 34
PITCHER Greg Bargar, R (1,1) ERA: 7.2 Randy St. Claire, R (6,1) ERA: 3.0	IP: 5.0 WLS: L BF: 20 H: 4 R: 4 ER: 4 SO: 1 BB: 4 IBB: 4 HBP: 4 BLK: 1 WP: 0 HR: 0 S: 16 P: 16 ERA: 7.20 WHIP: 1.200											PITCHER	IP: 5.0 WLS: L BF: 20 H: 4 R: 4 ER: 4 SO: 1 BB: 4 IBB: 4 HBP: 4 BLK: 1 WP: 0 HR: 0 S: 16 P: 16 ERA: 7.20 WHIP: 1.200							

Montreal Expos @ Pittsburgh Pirates
Three Rivers Stadium, Pittsburgh, PA
Tue Sep 11 1984, 7:05 PM EDT
Att: 2,963 - Unknown



Batter	1	2	3	4	5	6	7	8	9	AB	R	H	RBI	BB	SO	LOB	TOP					
Tim Raines, S OBP: 0.397, SLG: 0.429	F3		F8		F8		HR 3B		F8	5	1	1	0	0	0	1	Montreal Expos @ Chicago Cubs Wrigley Field, Chicago, IL Wed Sep 12 1984, 3:33 AM CDT Att: 20,976 - Unknown					
Roy Johnson, L Miguel Dilone, S OBP: 0.750, SLG: 1.750 OBP: 0.348, SLG: 0.364	6-3		HR		2B		HR HBP		4-3 1B	3	1	2	2	0	0	0						
Andre Dawson, R OBP: 0.299, SLG: 0.401	4-3		K		5-3		HR		4-3	5	1	1	3	0	1	2						
Gary Carter, R OBP: 0.367, SLG: 0.483		5-3		K		K	K		F4	5	0	0	0	0	3	1						
Dan Driessen, L OBP: 0.356, SLG: 0.437				1B	1B		BB		FC5 1B	3	0	3	0	1	0	0						
Tim Lincecum, R Angel Salazar, R OBP: 0.323, SLG: 0.420 OBP: 0.170, SLG: 0.200	F5		F7		K				1B	3	0	0	0	0	1	3						
Mike Ramsey, S Max Venable, L Rene Gonzales, R Wallace Johnson, S Bryan Little, R OBP: 0.220, SLG: 0.220 OBP: 0.296, SLG: 0.373 OBP: 0.200, SLG: 0.336 OBP: 0.332, SLG: 0.294	5-3		FC4-6 1B		4-3				F7	0	0	0	0	0	0	0						
Doug Flynn, R Tony Scott, S Tom Lawless, R Razor Shines, S OBP: 0.264, SLG: 0.279 OBP: 0.330, SLG: 0.307 OBP: 0.318, SLG: 0.313			F6 FC6-4		FC4-6		K	K		2	0	0	0	0	0	2						
Bryn Smith, R Gary Lucas, L Rick Grapenthin, R Bob James, R Jim Wohlford, R Mike Stenhouse, L Jeff Reardon, R OBP: 0.222, SLG: 0.204 OBP: 0.102, SLG: 0.203 OBP: 0.220, SLG: 0.200 OBP: 0.156, SLG: 0.154 OBP: 0.102, SLG: 0.102 OBP: 0.296, SLG: 0.296 OBP: 0.310, SLG: 0.310	FC6-4 HR				K		F3	FC5		2	1	0	0	0	1	1						
Inning Stats	R: 0 E: 0 K: 1 S: 3	H: 0 LOB: 0 BB: 0 P: 3	R: 0 E: 0 K: 0 S: 4	H: 1 LOB: 1 BB: 0 P: 4	R: 2 E: 1 K: 1 S: 7	H: 1 LOB: 0 BB: 0 P: 7	R: 0 E: 0 K: 1 S: 7	H: 2 LOB: 2 BB: 0 P: 7	R: 0 E: 0 K: 1 S: 6	H: 1 LOB: 1 BB: 0 P: 6	R: 0 E: 0 K: 2 S: 7	H: 0 LOB: 1 BB: 1 P: 11	R: 3 E: 0 K: 2 S: 9	H: 2 LOB: 0 BB: 0 P: 10	R: 0 E: 0 K: 1 S: 7	H: 2 LOB: 2 BB: 0 P: 7		R: 0 E: 0 K: 0 S: 4	H: 1 LOB: 1 BB: 0 P: 4	1B: 5 2B: 2 3B: 1 HR: 2	SF: 0 SAC: 0 DP: 0 HBP: 1	WP: 0 PB: 0 SB: 0 CS: 0
PITCHER	IP WLS BF H R ER SO BB IBB HBP BLK WP HR S P ERA WHIP																					
Rich Bordi, R ERA: 2.67	4.0	17	4	2	0	2	0	0	0	0	0	0	1	21	21	0.00	1.000					
Tim Stoddard, R ERA: 3.32	2.0	8	1	0	0	3	1	0	0	0	0	0	0	13	17	0.00	1.000					
George Frazier, R ERA: 3.83	1.0	6	2	3	3	2	0	0	1	0	0	1	9	10	27.00	2.000						
Lee Smith, R ERA: 3.58	2.0	9	3	0	0	1	0	0	0	0	0	0	11	11	0.00	1.500						

AB	38
R	5
H	10
RBI	5
BB	1
SO	8
LOB	18



Batter	1	2	3	4	5	6	7	8	9	AB	R	H	RBI	BB	SO	LOB	BOTTOM					
Bob Dernier, R OBP: 0.358, SLG: 0.363	5-3		F4-3		HBP BB	23 HR 1B	K			4	1	1	1	1	1	0	Montreal Expos @ Chicago Cubs Wrigley Field, Chicago, IL Wed Sep 12 1984, 3:33 AM CDT Att: 20,976 - Unknown					
23 Ryne Sandberg, R OBP: 0.369, SLG: 0.528	S 1B BB		5-3		F8	HR	K			4	2	1	3	1	1	1						
Gary Matthews, R Gary Woods, R OBP: 0.410, SLG: 0.427 OBP: 0.343, SLG: 0.427	K		BB		HBP BB	1B BB		1B BB		1	1	0	0	3	1	1						
Leon Durham, L OBP: 0.377, SLG: 0.509	1B		F7		F7	F5-4-3 1B		1B 1B		5	1	3	1	0	0	3						
Keith Moreland, R OBP: 0.334, SLG: 0.435	F8				F9	F5-4-3		F8		5	0	1	0	0	0	7						
Ron Cey, R OBP: 0.323, SLG: 0.449	F4				3-1 BB 1B	1B F4-3 1B		1B 1B		4	2	3	1	1	0	0						
Jody Davis, R OBP: 0.318, SLG: 0.429			FC4-6 1B		K	1B 1B		E1 HR 1B		5	2	3	1	0	1	2						
Larry Bowa, S Thad Bosley, L Tom Verzyer, R OBP: 0.262, SLG: 0.265 OBP: 0.370, SLG: 0.413 OBP: 0.261, SLG: 0.206	FC4-6		FC6-4		3-1	F4-3		F7		1	0	0	0	0	0	1						
Rich Bordi, R Billy Hatcher, R Tim Stoddard, R Dan Rohn, L Henry Cotto, R George Frazier, R Ron Hassey, R Lee Smith, R OBP: 0.106, SLG: 0.053 OBP: 0.102, SLG: 0.102 OBP: 0.091, SLG: 0.091 OBP: 0.320, SLG: 0.323 OBP: 0.261, SLG: 0.261 OBP: 0.296, SLG: 0.296 OBP: 0.308, SLG: 0.308 OBP: 0.083, SLG: 0.083	FC6-4				F4-3	23 HR 1B IBB		K		1	0	0	0	0	0	1						
Inning Stats	R: 1 E: 0 K: 1 S: 6	H: 1 LOB: 1 BB: 1 P: 10	R: 0 E: 0 K: 0 S: 4	H: 1 LOB: 1 BB: 0 P: 4	R: 0 E: 0 K: 0 S: 3	H: 0 LOB: 1 BB: 1 P: 7	R: 0 E: 0 K: 1 S: 6	H: 1 LOB: 2 BB: 1 P: 10	R: 0 E: 0 K: 0 S: 3	H: 0 LOB: 2 BB: 1 P: 8	R: 5 E: 0 K: 3 S: 12	H: 5 LOB: 1 BB: 2 P: 15	R: 3 E: 1 K: 3 S: 12	H: 2 LOB: 0 BB: 0 P: 12	R: 2 E: 0 K: 1 S: 8	H: 3 LOB: 2 BB: 1 P: 12		R: 0 E: 0 K: 0 S: 4	H: 0 LOB: 0 BB: 0 P: 4	1B: 10 2B: 1 3B: 0 HR: 2	SF: 0 SAC: 0 DP: 1 HBP: 1	WP: 0 PB: 0 SB: 1 CS: 0
PITCHER	IP WLS BF H R ER SO BB IBB HBP BLK WP HR S P ERA WHIP																					
Bryn Smith, R ERA: 3.03	5.1	26	5	3	3	2	4	0	1	0	0	0	0	0	4	∞						
Gary Lucas, L ERA: 2.73	0.0	1	0	0	0	0	0	1	0	0	0	0	0	4	∞							
Rick Grapenthin, R ERA: 4.0	0.0	4	3	3	3	0	1	0	0	0	0	1	3	7	∞							
Bob James, R ERA: 3.61	1.2	7	2	3	2	3	0	0	0	0	0	1	13	13	10.80							
Jeff Reardon, R ERA: 3.19	1.0	7	3	2	2	1	1	0	0	0	0	0	8	12	18.00							



Batter	1	2	3	4	5	6	7	8	9	AB	R	H	RBI	BB	SO	LOB	TOP																			
Tim Raines, S OBP: 0.396, SLG: 0.438 (1, 8)	F8		P4				F8			4	1	1	3	0	0	1	Montreal Expos @ Philadelphia Phillies Veterans Stadium, Philadelphia, PA Sat Sep 15 1984, 7:05 PM EDT Att: 20,831 - Unknown																			
Tom Lawless, R OBP: 0.304, SLG: 0.298 Doug Flynn, R OBP: 0.263, SLG: 0.277 (1, 4) (8, 4)	P6			4-3	F8			K	4	0	0	0	0	1	0																					
Andre Dawson, R OBP: 0.301, SLG: 0.408 (1, 9)	K					5-3			4	0	2	0	0	1	0																					
Gary Carter, R OBP: 0.365, SLG: 0.487 (1, 2)		P4		P6		F7		P6	4	0	0	0	0	0	2																					
Jim Wohlford, R OBP: 0.325, SLG: 0.421 Max Venable, L OBP: 0.297, SLG: 0.373 (8, PH) (8, 7)	G3								3	1	2	0	0	0	0																					
Tim Lincecum, R OBP: 0.282, SLG: 0.420 (1, 5)									0	0	0	0	1	0	0																					
Razor Shines, S OBP: 0.143, SLG: 0.167 (1, 3)									4	1	2	0	0	1	3																					
Rene Gonzales, R OBP: 0.143, SLG: 0.143 (1, 6)									3	0	0	1	0	0	1																					
Bill Gullickson, R OBP: 0.127, SLG: 0.116 Bob James, R OBP: 0.154, SLG: 0.154 (9, 1) (9, 1)									4	1	1	0	0	0	0																					
Inning Stats	R: 0 E: 0 K: 1 S: 5	H: 0 LOB: 0 BB: 0 P: 5	R: 0 E: 0 K: 0 S: 4	H: 1 LOB: 1 BB: 0 P: 4	R: 0 E: 0 K: 1 S: 5	H: 0 LOB: 0 BB: 0 P: 5	R: 0 E: 0 K: 0 S: 3	H: 1 LOB: 0 BB: 0 P: 3	R: 4 E: 0 K: 0 S: 7	H: 4 LOB: 0 BB: 0 P: 7	R: 0 E: 0 K: 0 S: 4	H: 1 LOB: 1 BB: 0 P: 4	R: 0 E: 0 K: 0 S: 4	H: 1 LOB: 1 BB: 0 P: 4	R: 0 E: 0 K: 0 S: 8	H: 1 LOB: 2 BB: 0 P: 12		R: 0 E: 0 K: 0 S: 3	H: 0 LOB: 0 BB: 0 P: 3	1B: 5 2B: 2 3B: 1 HR: 1	SF: 1 SAC: 0 DP: 0 HBP: 0	WP: 1 PB: 0 SB: 0 CS: 1	PA: 36													
PITCHER	IP	WLS	BF	H	R	ER	SO	BB	IBB	HBP	BLK	WP	HR	S	P	ERA	WHIP	PITCHER		IP	WLS	BF	H	R	ER	SO	BB	IBB	HBP	BLK	WP	HR	S	P	ERA	WHIP
Jerry Koosman, L ERA: 3.09 Larry Andersen, R ERA: 1.81 (1, 1) (8, 1)	7.0	L	28	8	4	4	2	0	0	0	0	1	1	32	32	5.14	1.143			2.0	8	1	0	0	2	0	1	0	0	0	0	0	11	15	0.00	0.500

AB	34
R	4
H	9
RBI	4
BB	1
SO	4
LOB	9



Batter	1	2	3	4	5	6	7	8	9	AB	R	H	RBI	BB	SO	LOB	BOTTOM																			
Juan Samuel, R OBP: 0.311, SLG: 0.439 (1, 4)	6-3		K					F8		4	1	1	0	0	1	0	Montreal Expos @ Philadelphia Phillies Veterans Stadium, Philadelphia, PA Sat Sep 15 1984, 7:05 PM EDT Att: 20,831 - Unknown																			
Jeff Stone, L OBP: 0.392, SLG: 0.461 (1, 7)	5-3									4	0	1	0	0	0	1																				
Von Hayes, L OBP: 0.367, SLG: 0.453 (1, 8)	F7									4	0	0	1	0	1	1																				
Mike Schmidt, R OBP: 0.391, SLG: 0.550 (1, 5)										3	2	1	1	1	0	0																				
Tim Corcoran, L OBP: 0.453, SLG: 0.516 (1, 9)										3	0	0	0	1	0	1																				
Ozzie Virgil, R OBP: 0.338, SLG: 0.450 Luis Aguayo, R OBP: 0.373, SLG: 0.493 (1, 2) (8, PR)										4	0	1	0	0	0	2																				
Greg Gross, L OBP: 0.311, SLG: 0.373 Ivan De Jesus, R OBP: 0.328, SLG: 0.310 (7, PR) (8, 6)										0	0	0	0	0	0	0																				
Sixto Lezcano, R OBP: 0.366, SLG: 0.478 (8, PH)										1	0	0	0	0	0	1																				
Steve Jeltz, S OBP: 0.150, SLG: 0.128 Francisco Mendieta, L OBP: 0.214, SLG: 0.154 (1, 6) (7, PH) (8, 3)										2	0	0	0	0	0	1																				
Jerry Koosman, R OBP: 0.111, SLG: 0.099 John Wockenfuss, R OBP: 0.389, SLG: 0.428 Larry Andersen, R OBP: 0.276, SLG: 0.373 (1, 1) (7, PH) (8, 1) (8, PH)										1	0	0	0	0	0	2																				
Inning Stats	R: 0 E: 0 K: 0 S: 3	H: 0 LOB: 0 BB: 0 P: 3	R: 1 E: 0 K: 0 S: 4	H: 1 LOB: 1 BB: 1 P: 8	R: 0 E: 0 K: 3 S: 10	H: 1 LOB: 0 BB: 0 P: 10	R: 0 E: 0 K: 0 S: 3	H: 0 LOB: 0 BB: 0 P: 3	R: 0 E: 0 K: 0 S: 4	H: 1 LOB: 0 BB: 0 P: 4	R: 0 E: 0 K: 0 S: 3	H: 1 LOB: 2 BB: 2 P: 11	R: 0 E: 0 K: 0 S: 3	H: 0 LOB: 0 BB: 0 P: 3	R: 1 E: 0 K: 0 S: 6	H: 3 LOB: 3 BB: 0 P: 6	1B: 4 2B: 1 3B: 1 HR: 1	SF: 0 SAC: 0 DP: 1 HBP: 0	WP: 1 PB: 0 SB: 1 CS: 0	PA: 36																
PITCHER	IP	WLS	BF	H	R	ER	SO	BB	IBB	HBP	BLK	WP	HR	S	P	ERA	WHIP	PITCHER		IP	WLS	BF	H	R	ER	SO	BB	IBB	HBP	BLK	WP	HR	S	P	ERA	WHIP
Bill Gullickson, R ERA: 3.38 Bob James, R ERA: 3.59 (1, 1) (8, 1)	8.2	W	35	7	3	3	3	3	0	0	0	1	0	38	50	3.12	1.154			0.1	S	1	0	0	0	0	0	0	0	0	0	1	1	1	0.00	0.000



Batter	1	2	3	4	5	6	7	8	9	AB	R	H	RBI	BB	SO	LOB	TOP					
Tim Raines, S (1, 8) OBP: 0.398, SLG: 0.438										3	1	1	0	2	1	3	Montreal Expos @ Philadelphia Phillies Veterans Stadium, Philadelphia, PA Sun Sep 16 1984, 3:33 AM EDT Att: 26,273 - Unknown					
Tom Lawless, R (1, 4) OBP: 0.298, SLG: 0.291										2	0	0	0	0	1	3						
Tony Scott, S (6, PH) OBP: 0.324, SLG: 0.300										1	0	0	0	0	1	1						
Bryan Little, S (6, 4) OBP: 0.336, SLG: 0.296										1	1	1	0	1	0	0						
Andre Dawson, R (1, 9) OBP: 0.302, SLG: 0.408										5	2	2	1	0	1	4						
Gary Carter, R (1, 2) OBP: 0.366, SLG: 0.486										5	1	2	1	0	0	2						
Dan Driessen, L (1, 3) OBP: 0.353, SLG: 0.435										5	0	1	1	0	1	3						
Tim Lincecum, R (1, 5) OBP: 0.323, SLG: 0.417										4	1	0	1	1	0	2						
Roy Johnson, L (1, 7) OBP: 0.500, SLG: 0.889										4	1	0	0	1	2	2						
Rene Gonzales, R (1, 6) OBP: 0.417, SLG: 0.500										5	1	4	1	0	0	2						
Charlie Lea, R (1, 1) OBP: 0.123, SLG: 0.111										1	0	0	0	0	0	1						
Wallace Johnson, S (5, PH) OBP: 0.294, SLG: 0.283										1	0	0	0	0	0	1						
Joe Hesketh, R (5, 1)										0	0	0	0	0	0	0						
Mike Stenhouse, L (7, PH) OBP: 0.244, SLG: 0.338										1	0	0	0	0	0	1						
Jeff Reardon, R (7, 1)										0	0	0	0	0	0	0						
Max Venable, L (8, PH) OBP: 0.208, SLG: 0.400										1	0	1	2	0	0	0						
Bob James, R (8, 1) OBP: 0.143, SLG: 0.143										1	0	0	0	0	1	2						
Inning Stats	R: 0 E: 0 K: 1 S: 6	H: 1 LOB: 1 BB: 0 P: 6	R: 0 E: 0 K: 1 S: 5	H: 0 LOB: 0 BB: 0 P: 5	R: 0 E: 1 K: 1 S: 6	H: 1 LOB: 1 BB: 0 P: 6	R: 0 E: 0 K: 1 S: 5	H: 0 LOB: 0 BB: 0 P: 5	R: 0 E: 0 K: 0 S: 4	H: 1 LOB: 1 BB: 0 P: 4	R: 2 E: 0 K: 1 S: 7	H: 2 LOB: 1 BB: 1 P: 11	R: 0 E: 0 K: 0 S: 4	H: 1 LOB: 1 BB: 0 P: 4	R: 5 E: 1 K: 0 S: 8	H: 4 LOB: 3 BB: 3 P: 20	R: 1 E: 0 K: 3 S: 11	H: 2 LOB: 2 BB: 1 P: 15	1B: 9 2B: 3 3B: 0 HR: 0	SF: 0 SAC: 0 DP: 1 HBP: 0	WP: 1 PB: 1 CS: 3 SB: 0	PA: 45
PITCHER	IP WLS BF H R ER SO BB IBB HBP BLK WP HR S P ERA WHIP																					
Charles Hudson, R (1, 1) ERA: 4.28	6.0	24	5	2	2	5	1	0	0	0	0	0	0	0	33	37	3.00	1.000				
Bill Campbell, R (7, 1) ERA: 3.43	1.0	6	3	2	2	0	0	0	0	0	0	0	0	6	6	18.00	3.000					
Renie Martin, R (8, 1) ERA: 3.71	1.0	L	9	2	3	0	2	1	0	0	0	0	0	6	18	0.00	4.000					
Don Carman, L (9, 1) ERA: 3.86	1.0	6	2	1	1	3	0	1	0	0	1	0	0	11	15	9.00	2.000					

AB	40
R	8
H	12
RBI	7
BB	5
SO	8
LOB	27



Batter	1	2	3	4	5	6	7	8	9	AB	R	H	RBI	BB	SO	LOB	BOTTOM					
Juan Samuel, R (1, 4) OBP: 0.310, SLG: 0.442										5	1	1	2	0	1	3	Montreal Expos @ Philadelphia Phillies Veterans Stadium, Philadelphia, PA Sun Sep 16 1984, 3:33 AM EDT Att: 26,273 - Unknown					
Jeff Stone, L (1, 7) OBP: 0.388, SLG: 0.451										3	0	0	0	1	1	0						
Glenn Wilson, R (8, 7) OBP: 0.278, SLG: 0.378										1	0	1	0	0	0	0						
Von Hayes, L (1, 8) OBP: 0.366, SLG: 0.456										5	1	1	1	0	1	2						
Mike Schmidt, R (1, 5) OBP: 0.390, SLG: 0.547										3	1	0	0	1	2	0						
Tim Corcoran, L (1, 9) OBP: 0.450, SLG: 0.510										4	0	1	0	0	1	0						
John Wockenfuss, R (1, 2) OBP: 0.391, SLG: 0.426										3	0	1	0	1	0	2						
Greg Gross, L (1, 3) OBP: 0.392, SLG: 0.374										2	0	1	1	0	0	1						
John Russell, R (6, PH) OBP: 0.375, SLG: 0.487										1	0	1	0	1	0	0						
Steve Jeltz, S (1, 6) OBP: 0.209, SLG: 0.150										1	1	1	0	2	0	0						
Francisco Mendieta, L (8, PH) OBP: 0.200, SLG: 0.143										1	0	0	0	0	1	1						
Don Carman, L (9, 1) ERA: 3.86										0	0	0	0	0	0	0						
Charles Hudson, S (1, 1) OBP: 0.096, SLG: 0.157										2	0	0	0	0	2	4						
Ozzie Virgil, R (6, PH) OBP: 0.337, SLG: 0.449										1	0	0	0	0	0	3						
Bill Campbell, R (7, 1) ERA: 3.2										0	0	0	0	0	0	0						
Renie Martin, R (8, 1) OBP: 0.375, SLG: 0.375										0	0	0	0	0	0	0						
Luis Ajuayo, R (9, 6) OBP: 0.368, SLG: 0.485										1	0	0	0	0	0	0						
Inning Stats	R: 0 E: 0 K: 2 S: 7	H: 0 LOB: 0 BB: 0 P: 7	R: 0 E: 0 K: 0 S: 4	H: 1 LOB: 1 BB: 0 P: 4	R: 2 E: 0 K: 1 S: 7	H: 2 LOB: 2 BB: 0 P: 7	R: 1 E: 0 K: 1 S: 7	H: 2 LOB: 2 BB: 2 P: 15	R: 0 E: 0 K: 1 S: 4	H: 0 LOB: 0 BB: 1 P: 8	R: 0 E: 0 K: 1 S: 5	H: 1 LOB: 2 BB: 2 P: 13	R: 1 E: 0 K: 2 S: 8	H: 1 LOB: 0 BB: 0 P: 8	R: 0 E: 0 K: 1 S: 5	H: 0 LOB: 1 BB: 1 P: 9	R: 0 E: 0 K: 0 S: 4	H: 1 LOB: 1 BB: 0 P: 4	1B: 4 2B: 2 3B: 0 HR: 2	SF: 0 SAC: 0 DP: 2 HBP: 0	WP: 0 PB: 1 CS: 0 SB: 0	PA: 39
PITCHER	IP WLS BF H R ER SO BB IBB HBP BLK WP HR S P ERA WHIP																					
Charlie Lea, R (1, 1) ERA: 2.89	4.0	19	5	3	3	4	2	0	0	0	0	0	0	9	21	0.00	1.500					
Joe Hesketh, L (5, 1) ERA: 2.12	2.0	8	1	0	0	2	2	1	0	0	0	0	0	9	21	0.00	1.500					
Jeff Reardon, R (7, 1) ERA: 3.2	1.0	W	4	1	1	1	0	0	0	0	0	1	8	8	9.00	1.000						
Bob James, R (8, 1) ERA: 3.51	2.0	S	8	1	0	0	1	0	0	0	0	0	9	13	0.00	1.000						

AB	33
R	4
H	8
RBI	4
BB	6
SO	9
LOB	16



Batter	1	2	3	4	5	6	7	8	9	AB	R	H	RBI	BB	SO	LOB	TOP	
Tim Raines, S OBP: 0.401, SLG: 0.440 (1, 8)										4	2	3	0	1	0	1	Montreal Expos @ St. Louis Cardinals Busch Stadium, St. Louis, MO Tue Sep 18 1984, 7:05 PM CDT Att: 15,891 - Unknown	
Bryan Little, S OBP: 0.335, SLG: 0.299 (1, 4)										4	1	1	1	0	0	1		
Andre Dawson, R OBP: 0.303, SLG: 0.406 (1, 9)										4	1	1	0	1	0	3		
Gary Carter, R OBP: 0.364, SLG: 0.484 (1, 2)										5	0	1	0	0	0	4		
Dan Driessen, L OBP: 0.354, SLG: 0.441 (1, 3)										4	2	1	3	1	0	1		
Tim Lincecum, R OBP: 0.324, SLG: 0.420 (1, 5)										4	0	2	2	0	0	0		
Roy Johnson, L OBP: 0.357, SLG: 0.615 (1, 7)										4	0	0	0	0	1	3		
Rene Gonzales, R OBP: 0.375, SLG: 0.438 (1, 6)										4	1	1	0	0	0	0		
Bryn Smith, R OBP: 0.211, SLG: 0.192 (8, PH)										3	0	0	0	0	1	3		
Max Venable, L OBP: 0.303, SLG: 0.393 (8, 1)										1	0	0	0	0	0	0		
Jeff Reardon, R (8, 1)										0	0	0	0	0	0	0		
Inning Stats	R: 3 E: 1 K: 0 S: 6	H: 2 LOB: 1 BB: 1 P: 10	R: 1 E: 3 K: 0 S: 5	H: 0 LOB: 0 BB: 0 P: 5	R: 0 E: 0 K: 0 S: 3	H: 0 LOB: 0 BB: 0 P: 3	R: 0 E: 0 K: 2 S: 4	H: 2 LOB: 2 BB: 0 P: 9	R: 3 E: 0 K: 0 S: 5	H: 2 LOB: 1 BB: 2 P: 13	R: 0 E: 0 K: 0 S: 4	H: 1 LOB: 0 BB: 0 P: 4	R: 0 E: 0 K: 0 S: 4	H: 2 LOB: 1 BB: 0 P: 4	1B: 7 2B: 2 3B: 0 HR: 1	SF: 0 SAC: 1 DP: 0 HBP: 0	WP: 1 PB: 1 SB: 5 CS: 1	PA: 42
PITCHER	IP WLS BF H R ER SO BB IBB HBP BLK WP HR S P ERA WHIP	7.0 L 34 7 7 6 2 2 1 0 0 1 1 35 47 7.71 1.286	2.0 7 3 0 0 0 0 0 0 0 0 0 7 7 0.00 1.500															

AB	37
R	7
H	10
RBI	6
BB	3
SO	2
LOB	16



Batter	1	2	3	4	5	6	7	8	9	AB	R	H	RBI	BB	SO	LOB	BOTTOM	
Willie McGee, S OBP: 0.323, SLG: 0.395 (1, 8)										4	1	2	0	0	0	0	Montreal Expos @ St. Louis Cardinals Busch Stadium, St. Louis, MO Tue Sep 18 1984, 7:05 PM CDT Att: 15,891 - Unknown	
Ozzie Smith, S OBP: 0.343, SLG: 0.335 (1, 6)										4	1	1	0	0	0	1		
Terry Pendleton, S OBP: 0.361, SLG: 0.420 (1, 5)										4	0	0	0	0	2	4		
Andy Van Slyke, L OBP: 0.358, SLG: 0.361 (1, 9)										3	1	1	1	1	1	1		
Lonnie Smith, R OBP: 0.356, SLG: 0.350 (1, 7)										4	1	1	1	0	1	1		
Darrell Porter, L OBP: 0.330, SLG: 0.359 (1, 2)										4	0	2	1	0	0	1		
David Green, R OBP: 0.298, SLG: 0.418 (1, 3)										3	0	0	1	0	2	1		
Bill Lyons, R OBP: 0.233, SLG: 0.135 (7, PH)										2	0	0	0	0	1	1		
Steve Braun, L OBP: 0.368, SLG: 0.278 (8, 4)										1	0	0	0	0	0	0		
Art Howe, R OBP: 0.314, SLG: 0.292 (8, 1)										1	0	0	0	0	1	1		
Joaquin Andujar, S OBP: 0.216, SLG: 0.203 (7, PH)										2	0	0	0	0	2	0		
Mike Jorgensen, L OBP: 0.345, SLG: 0.379 (8, 1)										1	0	0	0	0	1	0		
Kevin Hagen, R (8, 1)										0	0	0	0	0	0	0		
Inning Stats	R: 4 E: 0 K: 1 S: 10	H: 5 LOB: 1 BB: 0 P: 10	R: 0 E: 0 K: 1 S: 5	H: 0 LOB: 0 BB: 0 P: 5	R: 0 E: 0 K: 0 S: 3	H: 0 LOB: 0 BB: 1 P: 7	R: 0 E: 0 K: 2 S: 7	H: 0 LOB: 0 BB: 0 P: 7	R: 0 E: 0 K: 1 S: 5	H: 0 LOB: 0 BB: 0 P: 5	R: 0 E: 0 K: 1 S: 5	H: 0 LOB: 0 BB: 0 P: 7	R: 0 E: 0 K: 3 S: 10	H: 1 LOB: 1 BB: 0 P: 10	1B: 6 2B: 1 3B: 0 HR: 0	SF: 1 SAC: 0 DP: 1 HBP: 0	WP: 0 PB: 0 SB: 3 CS: 0	PA: 35
PITCHER	IP WLS BF H R ER SO BB IBB HBP BLK WP HR S P ERA WHIP	7.0 W 28 6 4 4 6 1 0 0 0 0 0 39 43 5.14 1.000	2.0 S 7 1 0 0 5 0 0 0 0 0 0 0 17 17 0.00 0.500															


AB	33
R	4
H	7
RBI	4
BB	1
SO	11
LOB	11



Batter	1	2	3	4	5	6	7	8	9	AB	R	H	RBI	BB	SO	LOB	TOP			
Tim Raines, S (1, 8) OBP: 0.400, SLG: 0.438	0-0 4-3		0-0 F7			0-0 FC6-2 1B		0-0 F8		4	0	1	0	0	0	0				
Bryan Little, S (1, 4) OBP: 0.331, SLG: 0.296 Wallace Johnson, S (9, PH) OBP: 0.348, SLG: 0.250	0-0 4-3			0-0 4-3		0-0 4-3		0-0 F8	0-0 F8	3	0	0	0	0	0	1				
Andre Dawson, R (1, 9) OBP: 0.303, SLG: 0.405	0-0 1-4-3			0-0 4-3		0-0 FC6-2		0-0 FC6-2 1B	0-0 FC6-2 1B	4	0	1	0	0	0	1				
Gary Carter, R (1, 2) OBP: 0.365, SLG: 0.483		1-0 FC4-6 HBP		0-0 BB 1B		0-0 6-3		0-0 F7	0-0 F7	3	0	1	0	0	0	2				
Dan Driessen, L (1, 3) OBP: 0.353, SLG: 0.438		0-0 F9		4-0 BB 1B		0-0 F8		0-0 F6	0-0 F6	3	0	0	0	1	0	2				
Tim Lincecum, R (1, 5) OBP: 0.322, SLG: 0.417		0-3 K		0-3 K		0-0 F8		0-0 F8		3	0	0	0	0	2	3				
Roy Johnson, L (1, 7) OBP: 0.294, SLG: 0.500		0-0 FC4-6			0-0 G3		0-0 6-3			3	0	0	0	0	0	1				
Rene Gonzales, R (1, 6) OBP: 0.333, SLG: 0.389 Razor Shines, S (8, PH) OBP: 0.125, SLG: 0.143 Angel Salazar, R (8, 6) OBP: 0.170, SLG: 0.200			0-0 1-3		0-0 6-3			0-0 5-3		2	0	0	0	0	0	0				
Steve Rogers, R (1, 1) OBP: 0.184, SLG: 0.213 Max Venable, L (8, PH) OBP: 0.299, SLG: 0.387 Jeff Reardon, R (8, 1)			0-0 5-3		0-0 6-3			0-0 G3		2	0	0	0	0	0	0				
Inning Stats	R: 0 E: 0 K: 0 S: 3	H: 0 LOB: 0 BB: 0 P: 3	R: 0 E: 0 K: 1 S: 5	H: 0 LOB: 1 BB: 0 P: 6	R: 0 E: 0 K: 0 S: 3	H: 0 LOB: 0 BB: 0 P: 3	R: 0 E: 0 K: 1 S: 6	H: 1 LOB: 2 BB: 1 P: 10	R: 0 E: 0 K: 0 S: 4	H: 0 LOB: 0 BB: 0 P: 4	R: 0 E: 0 K: 0 S: 3	H: 0 LOB: 0 BB: 0 P: 3	R: 0 E: 0 K: 0 S: 4	H: 0 LOB: 1 BB: 0 P: 4	R: 0 E: 0 K: 0 S: 3	H: 1 LOB: 1 BB: 0 P: 4	1B: 3 2B: 0 3B: 0 HR: 0	SF: 0 SAC: 0 DP: 0 HBP: 1	WP: 0 PB: 0 SB: 1 CS: 0	PA: 32
PITCHER Danny Cox, R (1, 1) ERA: 4.11	IP: 9.0 WLS: W BF: 32 H: 3 R: 0 ER: 0 SO: 2 BB: 1 IBB: 0 HBP: 1 BLK: 0 WP: 0 HR: 0 S: 34 P: 39 ERA: 0.00 WHIP: 0.444															PITCHER				

Montreal Expos @ St. Louis Cardinals
 Busch Stadium, St. Louis, MO
 Wed Sep 19 1984, 7:05 PM CDT
 Att: 13,070 - Unknown


AB	30
R	0
H	3
RBI	0
BB	1
SO	2
LOB	10



Batter	1	2	3	4	5	6	7	8	9	AB	R	H	RBI	BB	SO	LOB	BOTTOM			
Willie McGee, S (1, 8) OBP: 0.321, SLG: 0.392	0-0 4-3		0-0 G6-3			0-0 F8		0-0 1-3		4	0	0	0	0	0	1				
Ozzie Smith, S (1, 6) OBP: 0.344, SLG: 0.342	0-0 FC6-5-3-4 1B			0-0 E1 CS		0-0 SF9 3B		0-0 4-3		4	1	2	0	0	0	0				
Terry Pendleton, S (1, 5) OBP: 0.360, SLG: 0.423	0-0 FC1-6-5-3-4-6 1-3			0-0 G3		0-0 SF9		0-0 2B		3	0	1	1	0	0	2				
Andy Van Slyke, L (1, 9) OBP: 0.357, SLG: 0.358		0-3 K		0-0 G3		0-0 4-3		4-0 2B		3	0	0	0	1	1	0				
Lonnie Smith, R (1, 7) OBP: 0.353, SLG: 0.347 Tito Landrum, R (9, 7) OBP: 0.322, SLG: 0.410		0-0 5-3			0-0 6-3		0-3 K	0-3 K		4	0	0	0	0	2	2				
Darrell Porter, L (1, 2) OBP: 0.330, SLG: 0.357		4-0 S BB			0-0 4-3		0-0 4-3			2	0	0	0	1	0	0				
Mike Jorgensen, L (1, 3) OBP: 0.353, SLG: 0.396		0-0 F9			0-0 1B			0-0 2B		3	0	2	0	0	0	1				
Bill Lyons, R (1, 4) OBP: 0.261, SLG: 0.154			0-0 L5		0-0 1B		4-0 FC5-4 IBB			2	0	1	0	1	0	0				
Danny Cox, R (1, 1) OBP: 0.189, SLG: 0.122			0-0 G6-3 1B		0-3 K		0-0 FC5-4			3	0	1	0	0	1	4				
Inning Stats	R: 0 E: 0 K: 0 S: 3	H: 1 LOB: 0 BB: 0 P: 3	R: 0 E: 0 K: 1 S: 5	H: 0 LOB: 1 BB: 1 P: 9	R: 0 E: 0 K: 0 S: 3	H: 0 LOB: 0 BB: 0 P: 3	R: 0 E: 0 K: 0 S: 3	H: 0 LOB: 0 BB: 0 P: 3	R: 1 E: 0 K: 0 S: 4	H: 1 LOB: 0 BB: 0 P: 4	R: 0 E: 0 K: 1 S: 6	H: 1 LOB: 2 BB: 1 P: 10	R: 0 E: 0 K: 1 S: 6	H: 1 LOB: 2 BB: 1 P: 10	R: 0 E: 0 K: 1 S: 6	H: 1 LOB: 2 BB: 1 P: 10	1B: 4 2B: 3 3B: 1 HR: 0	SF: 1 SAC: 0 DP: 2 HBP: 0	WP: 0 PB: 0 SB: 2 CS: 1	PA: 32
PITCHER Steve Rogers, R (1, 1) ERA: 4.53 Jeff Reardon, R (8, 1) ERA: 3.09	IP: 7.0 WLS: L BF: 27 H: 6 R: 1 ER: 1 SO: 3 BB: 1 IBB: 0 HBP: 0 BLK: 0 WP: 0 HR: 0 S: 31 P: 39 ERA: 1.29 WHIP: 1.000															PITCHER				

Montreal Expos @ St. Louis Cardinals
 Busch Stadium, St. Louis, MO
 Wed Sep 19 1984, 7:05 PM CDT
 Att: 13,070 - Unknown

AB	28
R	1
H	7
RBI	1
BB	3
SO	4
LOB	10



Batter	1	2	3	4	5	6	7	8	9	AB	R	H	RBI	BB	SO	LOB	TOP					
Tim Raines, S (1,8) OBP: 0.400, SLG: 0.444										4	1	2	0	0	0	1	Montreal Expos @ St. Louis Cardinals Busch Stadium, St. Louis, MO Thu Sep 20 1984, 7:05 PM CDT Att: 11,829 - Unknown					
Doug Flynn, R (1,4) OBP: 0.286, SLG: 0.280										3	0	2	1	0	0	1						
Max Venable, L (8, PH) OBP: 0.294, SLG: 0.381										1	0	0	0	0	0	0						
Mike Ramsey, S (8,4) OBP: 0.200, SLG: 0.214										0	0	0	0	0	0	0						
Jim Wohlford, R (1,9) OBP: 0.324, SLG: 0.433										4	1	1	1	0	0	2						
Gary Carter, R (1,2) OBP: 0.363, SLG: 0.480										4	0	0	0	0	0	1						
Tim Wallach, R (1,5) OBP: 0.320, SLG: 0.414										4	0	0	0	0	0	0						
Dan Driessen, L (1,3) OBP: 0.354, SLG: 0.437										3	0	1	0	1	0	0						
Miguel Dilone, S (9, PR) OBP: 0.346, SLG: 0.362										0	0	0	0	0	0	0						
Mike Fuentes, R (1,7) OBP: 0.500, SLG: 0.333										2	0	0	0	1	2	1						
Wallace Johnson, S (9, PH) OBP: 0.333, SLG: 0.238										1	0	0	0	0	1	1						
Rene Gonzales, R (1,6) OBP: 0.300, SLG: 0.350										2	0	0	0	0	0	1						
Razor Shines, S (7, PH) OBP: 0.222, SLG: 0.250										1	0	1	0	0	0	0						
Angel Salazar, R (7,6) OBP: 0.170, SLG: 0.200										0	0	0	0	0	0	0						
Mike Stenhouse, L (9, PH) OBP: 0.298, SLG: 0.308										0	0	0	0	1	0	0						
Tom Lawless, R (9, PR) OBP: 0.298, SLG: 0.291										0	0	0	0	0	0	0						
Bill Gullickson, R (1,1) OBP: 0.137, SLG: 0.114										1	0	0	0	1	1	0						
Tony Scott, S (7, PH) OBP: 0.320, SLG: 0.297										1	0	0	0	0	1	1						
Joe Hesketh, R (7,1) OBP: 0.320, SLG: 0.297										0	0	0	0	0	0	0						
Roy Johnson, L (9, PH) OBP: 0.278, SLG: 0.471										1	0	0	0	0	0	2						
Inning Stats	R: 1 E: 0 K: 0 S: 4	H: 2 LOB: 0 BB: 0 P: 4	R: 0 E: 0 K: 0 S: 3	H: 0 LOB: 1 BB: 1 P: 7	R: 0 E: 0 K: 0 S: 3	H: 1 LOB: 1 BB: 1 P: 7	R: 0 E: 0 K: 1 S: 5	H: 0 LOB: 1 BB: 1 P: 9	R: 0 E: 0 K: 1 S: 6	H: 1 LOB: 1 BB: 0 P: 6	R: 0 E: 0 K: 0 S: 3	H: 0 LOB: 0 BB: 0 P: 3	R: 0 E: 0 K: 2 S: 8	H: 1 LOB: 1 BB: 0 P: 8	R: 1 E: 0 K: 0 S: 4	H: 1 LOB: 0 BB: 0 P: 4	R: 0 E: 0 K: 1 S: 6	H: 1 LOB: 2 BB: 1 P: 10	1B: 4 2B: 1 3B: 1 HR: 1	SF: 0 SAC: 0 DP: 2 HBP: 0	WP: 0 PB: 0 SB: 1 CS: 0	PA: 36
PITCHER	IP WLS BF H R ER SO BB IBB HBP BLK WP HR S P ERA WHIP	IP WLS BF H R ER SO BB IBB HBP BLK WP HR S P ERA WHIP																				
Dave LaPoint, L (1,1) ERA: 3.9	7.0 W 27 5 1 1 4 3 0 0 0 0 0 0 32 44 1.29 1.143																					
Bruce Sutter, R (8,1) ERA: 1.52	2.0 S 9 2 1 1 1 1 0 0 0 0 0 1 10 14 4.50 1.500																					

Batter	1	2	3	4	5	6	7	8	9	AB	R	H	RBI	BB	SO	LOB	BOTTOM						
Willie McGee, S (1,8) OBP: 0.320, SLG: 0.391										4	1	1	0	0	0	0	Montreal Expos @ St. Louis Cardinals Busch Stadium, St. Louis, MO Thu Sep 20 1984, 7:05 PM CDT Att: 11,829 - Unknown						
Ozzie Smith, S (1,6) OBP: 0.342, SLG: 0.339										3	0	0	0	0	1	0							
Terry Pendleton, S (1,5) OBP: 0.370, SLG: 0.437										4	1	4	1	0	0	0							
Andy Van Slyke, L (1,9) OBP: 0.356, SLG: 0.366										4	1	1	2	0	1	3							
Mike Jorgensen, L (1,3) OBP: 0.344, SLG: 0.385										3	0	0	0	0	0	2							
Steve Braun, L (1,7) OBP: 0.358, SLG: 0.269										3	0	0	0	0	0	1							
Tito Landrum, R (9,7) OBP: 0.322, SLG: 0.410										0	0	0	0	0	0	0							
Darrell Porter, L (1,2) OBP: 0.330, SLG: 0.359										3	0	1	0	0	0	0							
Bill Lyons, R (1,4) OBP: 0.265, SLG: 0.190										3	0	1	0	0	0	0							
Dave LaPoint, L (1,1) OBP: 0.098, SLG: 0.069										2	0	0	0	0	0	1							
Art Howe, R (7, PH) OBP: 0.312, SLG: 0.289										1	0	0	0	0	1	0							
Bruce Sutter, R (8,1) ERA: 1.99										0	0	0	0	0	0	0							
Inning Stats	R: 2 E: 0 K: 0 S: 5	H: 2 LOB: 0 BB: 0 P: 5	R: 0 E: 0 K: 0 S: 4	H: 1 LOB: 1 BB: 0 P: 4	R: 1 E: 0 K: 0 S: 5	H: 2 LOB: 1 BB: 0 P: 5	R: 0 E: 0 K: 0 S: 3	H: 1 LOB: 0 BB: 0 P: 3	R: 0 E: 0 K: 0 S: 3	H: 0 LOB: 0 BB: 0 P: 3	R: 0 E: 0 K: 0 S: 4	H: 1 LOB: 1 BB: 0 P: 4	R: 0 E: 0 K: 1 S: 5	H: 0 LOB: 0 BB: 0 P: 5	R: 0 E: 0 K: 2 S: 8	H: 1 LOB: 1 BB: 0 P: 8		R: 0 E: 0 K: 2 S: 8	H: 1 LOB: 1 BB: 0 P: 8	1B: 4 2B: 3 3B: 0 HR: 1	SF: 0 SAC: 1 DP: 0 HBP: 0	WP: 0 PB: 0 SB: 2 CS: 0	PA: 31
PITCHER	IP WLS BF H R ER SO BB IBB HBP BLK WP HR S P ERA WHIP	IP WLS BF H R ER SO BB IBB HBP BLK WP HR S P ERA WHIP																					
Bill Gullickson, R (1,1) ERA: 3.41	6.0 L 24 7 3 3 0 0 0 0 0 0 0 0 24 24 4.50 1.167																						
Joe Hesketh, L (7,1) ERA: 1.99	2.0 7 1 0 0 3 0 0 0 0 0 0 0 13 13 0.00 0.500																						

Batter	1	2	3	4	5	6	7	8	9	AB	R	H	RBI	BB	SO	LOB	TOP					
Tim Raines, S (1, 8) OBP: 0.397, SLG: 0.440										5	0	0	0	0	2	2						
Miguel Dilone, S (1, 7) OBP: 0.344, SLG: 0.365										4	0	1	0	0	1	0						
Jim Wohlford, R (1, 9) OBP: 0.332, SLG: 0.442										3	1	2	0	1	0	0						
Gary Carter, R (1, 2) OBP: 0.364, SLG: 0.481										4	1	2	0	0	0	3						
Tim Wallach, R (1, 5) OBP: 0.318, SLG: 0.411										4	0	0	0	0	0	5						
Razor Shines, S (1, 3) OBP: 0.231, SLG: 0.333										4	0	1	1	0	1	3						
Doug Flynn, R (1, 4) OBP: 0.287, SLG: 0.281										2	0	1	0	0	0	1						
Roy Johnson, L (6, PH) OBP: 0.263, SLG: 0.444										1	0	0	0	0	0	1						
Mike Ramsey, S (6, 4) OBP: 0.198, SLG: 0.212										1	0	0	0	0	0	0						
Rene Gonzales, R (1, 6) OBP: 0.273, SLG: 0.318										2	0	0	0	0	0	1						
Wallace Johnson, S (7, PH) OBP: 0.320, SLG: 0.227										1	0	0	0	0	0	0						
Angel Salazar, R (7, 6) OBP: 0.170, SLG: 0.200										0	0	0	0	0	0	0						
Sal Butera, R (9, PH) OBP: 0.170, SLG: 0.200										0	0	0	0	1	0	0						
Tom Lawless, R (9, PR) OBP: 0.298, SLG: 0.291										0	0	0	0	0	0	0						
Dan Schatzeder, L (1, 1) OBP: 0.371, SLG: 0.455										2	0	0	0	0	2	1						
Tony Scott, S (7, PH) OBP: 0.317, SLG: 0.293										1	0	0	0	0	0	0						
Bob James, R (7, 1) OBP: 0.143, SLG: 0.143										0	0	0	0	0	0	0						
Mike Fuentes, R (9, PH) OBP: 0.400, SLG: 0.250										1	0	0	0	0	0	1						
Inning Stats	R: 0 E: 0 K: 1 S: 6	H: 1 LOB: 2 BB: 1 P: 10	R: 0 E: 0 K: 2 S: 8	H: 1 LOB: 1 BB: 0 P: 8	R: 0 E: 0 K: 1 S: 5	H: 0 LOB: 0 BB: 0 P: 5	R: 0 E: 0 K: 0 S: 4	H: 1 LOB: 1 BB: 0 P: 4	R: 0 E: 0 K: 1 S: 5	H: 0 LOB: 0 BB: 0 P: 5	R: 2 E: 0 K: 0 S: 6	H: 3 LOB: 1 BB: 0 P: 6	R: 0 E: 0 K: 0 S: 3	H: 0 LOB: 0 BB: 0 P: 3	R: 0 E: 1 K: 0 S: 5	H: 1 LOB: 2 BB: 0 P: 5	R: 0 E: 0 K: 1 S: 5	H: 0 LOB: 2 BB: 1 P: 9	1B: 3 2B: 4 3B: 0 HR: 0	SF: 0 SAC: 0 DP: 0 HBP: 0	WP: 0 PB: 0 CS: 0	PA: 37
PITCHER	IP WLS BF H R ER SO BB IBB HBP BLK WP HR S P ERA WHIP																					
Sid Fernandez, L (1, 1) ERA: 3.6	5.2 W 24 6 2 2 5 1 0 0 0 0 0 0 33 37 3.18 1.235																					
Brent Gaff, R (6, 1) ERA: 3.79	2.1 9 1 0 0 0 0 0 0 0 0 0 0 9 9 0.00 0.429																					
Jesse Orosco, L (9, 1) ERA: 2.7	1.0 4 0 0 0 0 1 1 0 0 0 0 0 5 9 0.00 1.000																					

Montreal Expos @ New York Mets
Shea Stadium, Flushing, NY
Fri Sep 21 1984, 7:05 PM EDT
Att: 15,458 - Unknown

livebaseballscores.com


AB 35
R 2
H 7
RBI 1
BB 2
SO 6
LOB 18


Batter	1	2	3	4	5	6	7	8	9	AB	R	H	RBI	BB	SO	LOB	BOTTOM			
Mookie Wilson, S (1, 8) OBP: 0.300, SLG: 0.398										4	1	1	1	1	0	1				
Kevin Chapman, R (1, 4) OBP: 0.357, SLG: 0.412										4	0	0	0	0	2	1				
Keith Hernandez, L (1, 3) OBP: 0.416, SLG: 0.456										3	3	3	0	1	0	0				
George Foster, R (1, 7) OBP: 0.311, SLG: 0.439										3	1	3	3	0	0	0				
Hubie Brooks, R (1, 6) OBP: 0.339, SLG: 0.418										4	0	0	0	0	1	5				
Darryl Strawberry, L (1, 9) OBP: 0.360, SLG: 0.447										3	0	1	1	0	1	1				
Ray Knight, R (1, 5) OBP: 0.269, SLG: 0.289										4	1	1	1	0	0	2				
Mike Fitzgerald, R (1, 2) OBP: 0.289, SLG: 0.307										4	0	0	0	0	1	1				
Sid Fernandez, L (1, 1) OBP: 0.192, SLG: 0.192										2	0	1	0	0	0	1				
Brent Gaff, R (6, 1) ERA: 3.53										1	0	0	0	1	0	0				
Herm Winningham, L (6, PH) OBP: 0.385, SLG: 0.462										1	0	0	0	0	1	0				
Jesse Orosco, R (9, 1) OBP: 0.571, SLG: 0.250										0	0	0	0	0	0	0				
Inning Stats	R: 0 E: 0 K: 1 S: 6	H: 1 LOB: 2 BB: 1 P: 10	R: 0 E: 0 K: 1 S: 6	H: 1 LOB: 0 BB: 0 P: 6	R: 2 E: 0 K: 1 S: 8	H: 3 LOB: 1 BB: 0 P: 8	R: 0 E: 0 K: 0 S: 4	H: 1 LOB: 1 BB: 0 P: 4	R: 2 E: 0 K: 1 S: 7	H: 2 LOB: 0 BB: 0 P: 7	R: 1 E: 1 K: 2 S: 8	H: 1 LOB: 1 BB: 1 P: 12	R: 1 E: 0 K: 0 S: 4	H: 1 LOB: 1 BB: 0 P: 5	R: 0 E: 0 K: 1 S: 5	H: 0 LOB: 0 BB: 0 P: 5	1B: 5 2B: 1 3B: 1 HR: 3	SF: 1 SAC: 0 DP: 0 HBP: 1	WP: 0 PB: 0 CS: 0	PA: 37
PITCHER	IP WLS BF H R ER SO BB IBB HBP BLK WP HR S P ERA WHIP																			
Dan Schatzeder, L (1, 1) ERA: 2.65	6.0 L 29 9 5 5 6 2 0 0 1 0 0 0 3 39 47 7.50 1.833																			
Bob James, R (7, 1) ERA: 3.53	2.0 8 1 1 1 1 0 0 0 1 0 0 0 9 10 4.50 0.500																			

Montreal Expos @ New York Mets
Shea Stadium, Flushing, NY
Fri Sep 21 1984, 7:05 PM EDT
Att: 15,458 - Unknown

livebaseballscores.com

AB 33
R 6
H 10
RBI 6
BB 2
SO 7
LOB 12

Batter	1	2	3	4	5	6	7	8	9	AB	R	H	RBI	BB	SO	LOB	TOP						
Tim Raines, S OBP: 0.396, SLG: 0.438 (1, 8)	P6		K			K		K		5	1	1	0	0	3	4	Montreal Expos @ New York Mets Shea Stadium, Flushing, NY Sat Sep 22 1984, 3:33 AM EDT Att: 27,666 - Unknown AB 30 R 2 H 4 RBI 1 BB 7 SO 7 LOB 25 						
Bryan Little, S OBP: 0.330, SLG: 0.292 (1, 4)	4-3		FC4-6 BB		SH5-4		FC1-3 1B		F7	3	0	0	0	1	0	2							
Roy Johnson, L OBP: 0.364, SLG: 0.444 Jim Wohlford, R OBP: 0.333, SLG: 0.442 (7, PH) (7, 9)									4-3	0	0	0	0	3	0	0							
Dan Driessen, L OBP: 0.350, SLG: 0.431 (1, 3)	K		F8		E4		FC1-3 1B		K	5	0	0	1	0	2	7							
Tim Wallach, R OBP: 0.318, SLG: 0.410 (1, 5)		P3			F9		F7			4	0	1	0	0	0	4							
Mike Stenhouse, L OBP: 0.294, SLG: 0.302 Andre Dawson, R OBP: 0.302, SLG: 0.404 Max Venable, L OBP: 0.294, SLG: 0.381 (7, PH) (7, 7)		P4		K	3-1		K			3	0	0	0	0	1	3							
Sal Butera, R Miguel Dilone, S OBP: 0.342, SLG: 0.363 Angel Salazar, R OBP: 0.170, SLG: 0.200 (8, PH) (8, 6)		P5		P4		F9		5-3		3	0	0	0	0	0	1							
Rene Gonzales, R OBP: 0.320, SLG: 0.304 Wallace Johnson, S OBP: 0.346, SLG: 0.227 Jeff Reardon, R (8, PH) (8, 1)			FC4-6 SH BB	G3		SH3-4 BB				1	0	0	0	2	0	1							
David Palmer, R OBP: 0.167, SLG: 0.300 Bob James, R OBP: 0.143, SLG: 0.143 Gary Lucas, L Gary Carter, R OBP: 0.363, SLG: 0.481 (8, PH) (8, 2)			SH FC4-6		SH5-4 1B E 1B	SH3-4		P4		1	1	1	0	0	0	0							
Inning Stats	R: 0 E: 0 K: 1 S: 5	H: 0 LOB: 1 BB: 1 P: 9	R: 0 E: 0 K: 0 S: 3	H: 0 LOB: 0 BB: 0 P: 3	R: 0 E: 0 K: 1 S: 6	H: 0 LOB: 3 BB: 2 P: 14	R: 0 E: 0 K: 1 S: 6	H: 1 LOB: 1 BB: 0 P: 6	R: 2 E: 1 K: 0 S: 6	H: 2 LOB: 2 BB: 1 P: 10	R: 0 E: 0 K: 1 S: 5	H: 0 LOB: 1 BB: 1 P: 9	R: 0 E: 0 K: 1 S: 6	H: 1 LOB: 2 BB: 1 P: 10	R: 0 E: 0 K: 1 S: 5	H: 0 LOB: 1 BB: 1 P: 9		R: 0 E: 0 K: 1 S: 5	H: 0 LOB: 0 BB: 0 P: 5	1B: 4 2B: 0 3B: 0 HR: 0	SF: 0 SAC: 3 DP: 0 HBP: 0	WP: 0 PB: 0 CS: 1	PA: 40
PITCHER	IP WLS BF H R ER SO BB IBB HBP BLK WP HR S P ERA WHIP	6.0 W 5 3 2 1 4 5 0 0 0 0 0 31 51 1.50 1.333	1.0 W 5 1 0 0 1 1 0 0 0 0 0 6 10 0.00 2.000	2.0 S 7 0 0 0 2 1 0 0 0 0 0 10 14 0.00 0.500	PITCHER										IP WLS BF H R ER SO BB IBB HBP BLK WP HR S P ERA WHIP								

Batter	1	2	3	4	5	6	7	8	9	AB	R	H	RBI	BB	SO	LOB	BOTTOM				
Wally Backman, S OBP: 0.353, SLG: 0.338 (1, 4)	F8 S 4-3 BB		P5				SF8			2	1	1	1	1	0	0	Montreal Expos @ New York Mets Shea Stadium, Flushing, NY Sat Sep 22 1984, 3:33 AM EDT Att: 27,666 - Unknown AB 30 R 4 H 8 RBI 4 BB 3 SO 9 LOB 13 				
Mookie Wilson, S OBP: 0.298, SLG: 0.395 (1, 8)	F8		6-3		K		K			4	0	0	0	0	2	4					
Keith Hernandez, L OBP: 0.417, SLG: 0.460 (1, 3)	4-3			G3		4-3 1B 2B				4	1	2	2	0	0	0					
Darryl Strawberry, L OBP: 0.338, SLG: 0.444 (1, 9)	G3			K		4-3		K		4	0	0	0	0	2	3					
George Foster, R OBP: 0.311, SLG: 0.438 (1, 7)			F8			K		K		4	0	1	0	0	2	1					
Hubie Brooks, R OBP: 0.340, SLG: 0.419 (1, 5)					P3			K		4	0	2	1	0	1	1					
Rafael Santana, R OBP: 0.324, SLG: 0.358 (1, 6)			F2			G5-4-3 BB		6-3		3	0	0	0	1	1	2					
Junior Ortiz, R OBP: 0.235, SLG: 0.231 Danny Heep, L OBP: 0.313, SLG: 0.302 José Oquendo, S OBP: 0.284, SLG: 0.249 Jesse Orosco, R OBP: 0.571, SLG: 0.250 (7, PH) (7, 1) (7, 1) (8, 1)			FC6-4		G5-4-3					2	0	0	0	0	0	2					
Bruce Berenyi, R OBP: 0.185, SLG: 0.208 Tom Gorman, L Ron Hodges, L OBP: 0.352, SLG: 0.267 (7, PH) (8, 2)					K					2	0	1	0	0	1	0					
Inning Stats	R: 1 E: 0 K: 0 S: 3	H: 0 LOB: 0 BB: 1 P: 7	R: 0 E: 0 K: 0 S: 4	H: 1 LOB: 1 BB: 0 P: 4	R: 0 E: 0 K: 1 S: 5	H: 0 LOB: 0 BB: 0 P: 5	R: 0 E: 0 K: 1 S: 6	H: 1 LOB: 1 BB: 0 P: 6	R: 0 E: 0 K: 1 S: 6	H: 2 LOB: 2 BB: 1 P: 10	R: 1 E: 0 K: 2 S: 9	H: 2 LOB: 0 BB: 0 P: 9	R: 2 E: 0 K: 2 S: 9	H: 2 LOB: 2 BB: 1 P: 13	R: 0 E: 0 K: 2 S: 7	H: 0 LOB: 0 BB: 0 P: 7		1B: 6 2B: 2 3B: 0 HR: 0	SF: 1 SAC: 0 DP: 1 HBP: 0	WP: 0 PB: 1 CS: 0	PA: 34
PITCHER	IP WLS BF H R ER SO BB IBB HBP BLK WP HR S P ERA WHIP	5.1 L 7 2 2 2 3 1 0 0 0 0 0 12 16 13.50 2.250	0.1 2 1 0 0 1 0 0 0 0 0 0 4 4 0.00 3.000	1.0 3 0 0 0 2 0 0 0 0 0 0 7 7 0.00 0.000	PITCHER										IP WLS BF H R ER SO BB IBB HBP BLK WP HR S P ERA WHIP						

Batter	1	2	3	4	5	6	7	8	9	AB	R	H	RBI	BB	SO	LOB	TOP								
Willie McGee, S (1, 8) OBP: 0.320, SLG: 0.388	4-3	4-3						4-3	FC6-4	4	0	0	0	1	0	3									
Ozzie Smith, S (1, 6) OBP: 0.343, SLG: 0.342	1B		4-3					B5-3		3	0	1	0	1	0	0									
Terry Pendleton, S (1, 5) OBP: 0.358, SLG: 0.419	K		F9							4	0	1	0	0	1	4									
Andy Van Slyke, L (1, 9) OBP: 0.359, SLG: 0.375	1B		4-3					G3		4	0	1	0	0	0	1									
Lonnie Smith, R (1, 7) OBP: 0.350, SLG: 0.343	1-2			6-3					E5	3	1	0	0	1	0	0									
Darrell Porter, L (1, 2) OBP: 0.326, SLG: 0.355	G1			K					F4	4	0	0	0	0	1	4									
David Green, R (1, 3) OBP: 0.300, SLG: 0.419				6-3						4	0	1	1	0	0	0									
Bill Lyons, R (1, 4) OBP: 0.328, SLG: 0.264										4	0	3	0	0	0	0									
Danny Cox, R (1, 1) OBP: 0.179, SLG: 0.115																									
Mike Jorgensen, L (9, PH) OBP: 0.328, SLG: 0.365																									
Neil Allen, R (9, 1) OBP: 0.240, SLG: 0.320																									
Inning Stats	R: 0 E: 0 K: 1 S: 6	H: 1 LOB: 3 BB: 2 P: 14	R: 0 E: 0 K: 0 S: 4	H: 1 LOB: 1 BB: 0 P: 4	R: 0 E: 0 K: 0 S: 3	H: 0 LOB: 0 BB: 0 P: 3	R: 0 E: 0 K: 1 S: 5	H: 0 LOB: 0 BB: 0 P: 5	R: 0 E: 0 K: 1 S: 6	H: 2 LOB: 2 BB: 1 P: 10	R: 0 E: 0 K: 0 S: 3	H: 0 LOB: 0 BB: 0 P: 3	R: 0 E: 0 K: 1 S: 5	H: 0 LOB: 0 BB: 0 P: 5	R: 0 E: 0 K: 0 S: 4	H: 1 LOB: 1 BB: 0 P: 4	R: 1 E: 1 K: 0 S: 6	H: 2 LOB: 2 BB: 0 P: 6	1B: 7 2B: 0 3B: 0 HR: 0	SF: 0 SAC: 0 DP: 1 HBP: 0	WP: 1 PB: 0 SB: 3 CS: 0	PA: 37			
PITCHER	IP	WLS	BF	H	R	ER	SO	BB	IBB	HBP	BLK	WP	HR	S	P	ERA	WHIP								
Steve Rogers, R (1, 1) ERA: 4.31	8.1		35	7	1	0	4	3	0	0	0	1	0	40	52	0.00	1.200								
Jeff Reardon, R (9, 1) ERA: 3.02	0.2	W	2	0	0	0	0	0	0	0	0	0	0	2	2	0.00	0.000								

St. Louis Cardinals @ Montreal Expos
Olympic Stadium, Montreal, QB
Mon Sep 24 1984, 7:05 PM EDT
Att: 10,250 - Unknown

AB 34
R 1
H 7
RBI 1
BB 3
SO 4
LOB 16



Batter	1	2	3	4	5	6	7	8	9	AB	R	H	RBI	BB	SO	LOB	BOTTOM								
Max Venable, L (1, 8) OBP: 0.274, SLG: 0.353	4-3		4-3					F4	F3	4	0	0	0	0	0	1									
Bryan Little, S (1, 4) OBP: 0.323, SLG: 0.285										3	1	0	0	0	1	0									
Razor Shines, S (8, PH) OBP: 0.200, SLG: 0.286	F6									1	0	0	0	0	1	1									
Doug Flynn, R (9, 4) OBP: 0.287, SLG: 0.281										0	0	0	0	0	0	0									
Andre Dawson, R (1, 9) OBP: 0.305, SLG: 0.412	K									4	0	1	1	1	0	2									
Gary Carter, R (1, 2) OBP: 0.362, SLG: 0.477										4	0	1	0	0	0	1									
Miguel Dilone, S (9, PR) OBP: 0.342, SLG: 0.363										0	1	0	0	0	0	0									
Dan Driessen, L (1, 3) OBP: 0.351, SLG: 0.433										4	0	2	0	0	1	0									
Roy Johnson, L (1, 7) OBP: 0.321, SLG: 0.417										3	0	1	0	0	0	1									
Tim Raines, S (9, 8) OBP: 0.394, SLG: 0.436										1	0	1	1	0	0	0									
Tim Wallach, R (1, 5) OBP: 0.315, SLG: 0.406										3	0	0	0	0	1	2									
Angel Salazar, R (1, 6) OBP: 0.171, SLG: 0.200										3	0	1	0	0	0	1									
Steve Rogers, R (1, 1) OBP: 0.176, SLG: 0.204										2	0	0	0	0	0	0									
Jeff Reardon, R (9, 1) ERA: 3.55										0	0	0	0	0	0	0									
Inning Stats	R: 0 E: 0 K: 1 S: 5	H: 0 LOB: 0 BB: 0 P: 5	R: 0 E: 0 K: 1 S: 6	H: 1 LOB: 1 BB: 0 P: 6	R: 0 E: 0 K: 0 S: 3	H: 0 LOB: 0 BB: 0 P: 3	R: 0 E: 0 K: 2 S: 7	H: 0 LOB: 0 BB: 0 P: 7	R: 0 E: 0 K: 0 S: 4	H: 1 LOB: 1 BB: 0 P: 4	R: 1 E: 1 K: 0 S: 5	H: 1 LOB: 1 BB: 0 P: 5	R: 0 E: 0 K: 1 S: 5	H: 0 LOB: 0 BB: 0 P: 5	R: 0 E: 0 K: 1 S: 6	H: 1 LOB: 1 BB: 0 P: 6	R: 1 E: 0 K: 0 S: 4	H: 3 LOB: 2 BB: 0 P: 4	1B: 4 2B: 2 3B: 1 HR: 0	SF: 0 SAC: 1 DP: 0 HBP: 0	WP: 1 PB: 0 SB: 0 CS: 0	PA: 33			
PITCHER	IP	WLS	BF	H	R	ER	SO	BB	IBB	HBP	BLK	WP	HR	S	P	ERA	WHIP								
Danny Cox, R (1, 1) ERA: 3.89	8.0		29	4	1	0	6	4	1	0	0	1	0	41	41	0.00	0.500								
Neil Allen, R (9, 1) ERA: 3.55	0.1	L	4	3	1	1	0	0	0	0	0	0	0	4	4	27.00	9.000								

St. Louis Cardinals @ Montreal Expos
Olympic Stadium, Montreal, QB
Mon Sep 24 1984, 7:05 PM EDT
Att: 10,250 - Unknown

AB 32
R 2
H 7
RBI 2
BB 0
SO 6
LOB 7



Batter	1	2	3	4	5	6	7	8	9	AB	R	H	RBI	BB	SO	LOB	TOP			
Mookie Wilson, S (1, 8) OBP: 0.307, SLG: 0.411 Billy Beane, R (8, PH) OBP: 0.111, SLG: 0.111	0-0 3-1 2B		0-0 2B		0-0 FC6-4			0-0 F7		3	0	2	0	0	0	1				
Kelvin Chapman, R (1, 4) OBP: 0.356, SLG: 0.401	0-3 K		0-3 K		0-0 6-3			0-3 K		4	0	0	0	0	3	3				
Keith Hernandez, L (1, 3) OBP: 0.409, SLG: 0.449 John Stearns, R (6, 3) OBP: 0.417, SLG: 0.250	0-0 3-1 2-3			0-0 F9			0-0 F9		0-0 F5	3	0	0	0	0	0	1				
George Foster, R (1, 7) OBP: 0.309, SLG: 0.433	0-0 5-3			0-0 1B			0-3 K		0-0 4-3	4	0	1	0	0	1	1				
Hubie Brooks, R (1, 5) OBP: 0.341, SLG: 0.417		0-3 K		0-0 F5			0-0 5-3		0-0 F9	4	0	0	0	0	1	1				
John Christensen, R (1, 9) OBP: 0.333, SLG: 0.500		0-3 K		0-0 F7			0-0 F3			3	0	0	0	0	1	1				
Rafael Santana, R (1, 6) OBP: 0.325, SLG: 0.393			0-0 5-3		4-0 FC6-4 BB			0-0 F5		2	0	0	0	1	0	0				
John Gibbons, R (1, 2) OBP: 0.171, SLG: 0.065				0-0 F9			0-3 K		0-0 F5	3	0	0	0	0	1	1				
Calvin Schiraldi, R (1, 1) Ron Gardenhire, R (8, PH) OBP: 0.294, SLG: 0.313 Ed Lynch, R (5, 1) OBP: 0.222, SLG: 0.259 Kevin Mitchell, R (8, PH) OBP: 0.300, SLG: 0.300 Tom Gorman, L (8, 1)				0-0 F9			0-0 F7		0-0 1B	1	0	0	0	0	0	0				
Inning Stats	R: 0 E: 0 K: 1 S: 6	H: 1 LOB: 1 BB: 0 P: 6	R: 0 E: 0 K: 2 S: 7	H: 0 LOB: 0 BB: 0 P: 7	R: 0 E: 0 K: 1 S: 6	H: 1 LOB: 1 BB: 0 P: 6	R: 0 E: 0 K: 0 S: 4	H: 1 LOB: 1 BB: 0 P: 4	R: 0 E: 0 K: 1 S: 5	H: 0 LOB: 1 BB: 1 P: 9	R: 0 E: 0 K: 0 S: 3	H: 0 LOB: 0 BB: 0 P: 3	R: 0 E: 0 K: 1 S: 6	H: 1 LOB: 1 BB: 0 P: 6	R: 0 E: 0 K: 0 S: 3	H: 0 LOB: 0 BB: 0 P: 3	1B: 2 2B: 2 3B: 0 HR: 0	SF: 0 SAC: 0 DP: 0 HBP: 0	WP: 0 PB: 0 SB: 0 CS: 0	PA: 32
PITCHER Joe Hesketh, L (1, 1) ERA: 1.8	IP: 9.0 WLS: W BF: 32 H: 4 R: 0 ER: 0 SO: 7 BB: 1 IBB: 0 HBP: 0 BLK: 0 WP: 0 HR: 0 S: 45 P: 49 ERA: 0.00 WHIP: 0.556															PITCHER				

New York Mets @ Montreal Expos
Olympic Stadium, Montreal, QB
Fri Sep 28 1984, 7:05 PM EDT
Att: 12,164 - Unknown

AB 31
R 0
H 4
RBI 0
BB 1
SO 7
LOB 11





Batter	1	2	3	4	5	6	7	8	9	AB	R	H	RBI	BB	SO	LOB	BOTTOM			
Tim Raines, S (1, 8) OBP: 0.392, SLG: 0.434	0-0 4-3		0-0 F7	0-0 1-3 2-H 1B		0-0 F5				4	0	1	1	0	0	2				
Roy Johnson, L (1, 7) OBP: 0.306, SLG: 0.333	0-3 K		4-0 1-2 BB	0-3 K		0-0 FC4-6				3	0	0	0	1	2	2				
Andre Dawson, R (1, 9) OBP: 0.301, SLG: 0.414	0-3 K		0-0 G1-4-6-3		0-0 F7			0-0 F5		4	0	0	0	0	1	2				
Gary Carter, R (1, 2) OBP: 0.365, SLG: 0.489		0-0 HR 1B		0-0 BB FC3-6 1B	0-0 1B 2B			0-0 F6		4	3	3	0	0	0	0				
Dan Driessen, L (1, 3) OBP: 0.352, SLG: 0.444		0-0 1-H HR		4-0 FC3-6 1B BB	0-0 1B			0-0 F8		3	2	2	3	1	0	0				
Tim Lincecum, R (1, 5) OBP: 0.313, SLG: 0.399		0-0 4-3		4-0 FC3-6 1B BB	0-3 K			0-3 K		3	0	0	0	1	2	1				
Tom Lawless, R (1, 4) OBP: 0.295, SLG: 0.299		0-0 F4		0-3 K	0-0 F2			0-0 1-3 K		4	0	0	0	0	1	4				
Rene Gonzales, R (1, 6) OBP: 0.303, SLG: 0.267		0-3 K		0-0 FC3-6 1B 1B		0-0 E6 FC1-6		0-3 K		4	1	0	1	0	2	2				
Joe Hesketh, R (1, 1) OBP: 0.250, SLG: 0.100			4-0 BB	0-0 1B E 1B		0-0 FC1-6 FC4-6				2	1	1	1	1	0	1				
Inning Stats	R: 0 E: 0 K: 2 S: 7	H: 0 LOB: 0 BB: 0 P: 7	R: 2 E: 0 K: 1 S: 7	H: 2 LOB: 0 BB: 0 P: 7	R: 0 E: 0 K: 0 S: 2	H: 0 LOB: 1 BB: 2 P: 10	R: 4 E: 0 K: 2 S: 10	H: 3 LOB: 1 BB: 2 P: 18	R: 1 E: 0 K: 1 S: 7	H: 2 LOB: 1 BB: 0 P: 7	R: 0 E: 1 K: 0 S: 4	H: 0 LOB: 1 BB: 0 P: 4	R: 0 E: 0 K: 0 S: 3	H: 0 LOB: 0 BB: 0 P: 3	R: 0 E: 0 K: 2 S: 7	H: 0 LOB: 0 BB: 0 P: 7	1B: 5 2B: 1 3B: 0 HR: 1	SF: 0 SAC: 0 DP: 1 HBP: 0	WP: 0 PB: 0 SB: 1 CS: 0	PA: 35
PITCHER Calvin Schiraldi, R (1, 1) ERA: 5.71 Ed Lynch, R (5, 1) ERA: 4.39 Tom Gorman, L (8, 1) ERA: 2.97	IP: 4.0 WLS: L BF: 20 H: 6 R: 6 ER: 5 SO: 5 BB: 4 IBB: 0 HBP: 0 BLK: 0 WP: 0 HR: 1 S: 26 P: 42 ERA: 11.25 WHIP: 2.250															PITCHER				

New York Mets @ Montreal Expos
Olympic Stadium, Montreal, QB
Fri Sep 28 1984, 7:05 PM EDT
Att: 12,164 - Unknown

AB 31
R 7
H 7
RBI 6
BB 4
SO 8
LOB 14



Batter	1	2	3	4	5	6	7	8	9	AB	R	H	RBI	BB	SO	LOB	TOP			
Herm Winingham, L (1, 8) OBP: 0.428, SLG: 0.519	F9		CS 1B		1B		1B		F8	5	0	3	0	0	0	0	New York Mets @ Montreal Expos Olympic Stadium, Montreal, QB Sun Sep 30 1984, 3:33 AM EDT Att: 14,183 - Unknown AB 35 R 4 H 10 RBI 4 BB 2 SO 5 LOB 9 			
John Stearns, R (1, 2) OBP: 0.333, SLG: 0.235	F4		K		F4		1B			4	0	1	1	0	1	2				
Kevin Mitchell, R (1, 5) OBP: 0.214, SLG: 0.214	F5		5-3				K			4	0	0	0	0	1	3				
Darryl Strawberry, L (1, 9) OBP: 0.343, SLG: 0.467		HR		HR		K			F4	4	2	2	2	0	1	0				
George Foster, R (1, 7) OBP: 0.311, SLG: 0.443		HR		G3					F7	3	1	2	1	0	0	0				
John Christensen, R (7, 7) OBP: 0.359, SLG: 0.455		HR				3B				1	0	0	0	0	0	0				
Danny Heep, L (1, 3) OBP: 0.318, SLG: 0.312		CS BB		F7		F7				3	0	1	0	1	0	1				
Rafael Santana, R (1, 6) OBP: 0.317, SLG: 0.382							F9			3	0	1	0	0	0	0				
Ron Hodges, L (8, PH) OBP: 0.351, SLG: 0.264				6-3					K	1	0	0	0	0	1	1				
José Oquendo, S (8, 6) OBP: 0.284, SLG: 0.249		1B								0	0	0	0	0	0	0				
Ron Gardenhire, R (1, 4) OBP: 0.276, SLG: 0.304		F3				F8			F9	4	0	0	0	0	0	1				
Ron Darling, R (1, 1) OBP: 0.159, SLG: 0.164						K				2	0	0	0	0	1	1				
Mookie Wilson, S (7, PH) OBP: 0.308, SLG: 0.409	5-3								5-3	0	1	0	0	1	0	0				
Brent Gaff, R (7, 1)							1B			0	0	0	0	0	0	0				
Jesse Orosco, R (8, 1) OBP: 0.291, SLG: 0.361							1B	BB		1	0	0	0	0	0	0				
Rusty Staub, L (9, PH) OBP: 0.291, SLG: 0.361										1	0	0	0	0	0	0				
Inning Stats	R: 0 E: 0 K: 0 S: 3	H: 0 LOB: 0 BB: 0 P: 3	R: 2 E: 0 K: 0 S: 5	H: 3 LOB: 1 BB: 1 P: 9	R: 0 E: 0 K: 1 S: 5	H: 1 LOB: 0 BB: 0 P: 5	R: 1 E: 0 K: 0 S: 4	H: 1 LOB: 0 BB: 0 P: 4	R: 0 E: 0 K: 1 S: 6	H: 1 LOB: 1 BB: 0 P: 6	R: 1 E: 0 K: 1 S: 7	H: 2 LOB: 2 BB: 1 P: 11	R: 0 E: 0 K: 1 S: 6	H: 1 LOB: 1 BB: 0 P: 6	R: 0 E: 0 K: 0 S: 3	H: 0 LOB: 0 BB: 0 P: 3	1B: 6 2B: 0 3B: 1 HR: 3	SF: 0 SAC: 0 DP: 0 HBP: 0	WP: 0 PB: 0 SB: 0 CS: 2	PA: 37
PITCHER	IP WLS BF H R ER SO BB IBB HBP BLK WP HR S P ERA WHIP	6.2 W 29 9 4 4 3 2 0 0 0 0 3 33 41 5.40 1.650	2.1 S 8 1 0 0 2 0 0 0 0 0 0 0 12 12 0.00 0.429																	

Batter	1	2	3	4	5	6	7	8	9	AB	R	H	RBI	BB	SO	LOB	BOTTOM					
Tim Raines, S (1, 8) OBP: 0.393, SLG: 0.437	F7		3-1 1B		F7		F9			4	1	1	0	0	0	0	New York Mets @ Montreal Expos Olympic Stadium, Montreal, QB Sun Sep 30 1984, 3:33 AM EDT Att: 14,183 - Unknown AB 29 R 5 H 5 RBI 4 BB 3 SO 6 LOB 9 					
Bryan Little, S (1, 4) OBP: 0.332, SLG: 0.293	1-3		3-1		3-1					3	0	0	0	1	0	1						
Andre Dawson, R (1, 9) OBP: 0.301, SLG: 0.409	6-3		1B WP BB		F9				SH3	2	1	0	0	1	0	0						
Gary Carter, R (1, 2) OBP: 0.366, SLG: 0.487		E5 HR	WP 2B 1B			S 1B			SH3 BB	3	2	2	1	1	0	0						
Dan Driessen, L (1, 3) OBP: 0.354, SLG: 0.455			1-3 3-H			F7			SH3 BB	4	1	2	3	0	0	3						
Jim Wehlford, R (1, 7) OBP: 0.342, SLG: 0.451		1-H	HR		1-H 3-H	2B			F8	4	1	2	3	0	0	3						
Max Venable, L (9, 7) OBP: 0.276, SLG: 0.352		K			F9					4	0	0	0	0	1	4						
Tim Wallach, R (1, 5) OBP: 0.311, SLG: 0.395									4-3	0	0	0	0	0	0	0						
Angel Salazar, R (1, 6) OBP: 0.178, SLG: 0.201										3	0	0	0	0	1	0						
Bill Gullickson, R (1, 1) OBP: 0.143, SLG: 0.110										2	0	0	0	0	1	0						
Jeff Reardon, R (7, 1) ERA: 2.59										1	0	0	0	0	1	0						
Inning Stats	R: 0 E: 0 K: 0 S: 3	H: 0 LOB: 0 BB: 0 P: 3	R: 2 E: 1 K: 1 S: 7	H: 1 LOB: 0 BB: 0 P: 7	R: 3 E: 0 K: 1 S: 8	H: 3 LOB: 1 BB: 1 P: 12	R: 0 E: 0 K: 1 S: 5	H: 0 LOB: 0 BB: 0 P: 5	R: 0 E: 0 K: 0 S: 3	H: 0 LOB: 0 BB: 0 P: 3	R: 0 E: 0 K: 2 S: 7	H: 1 LOB: 1 BB: 0 P: 6	R: 0 E: 0 K: 2 S: 7	H: 0 LOB: 0 BB: 0 P: 7	R: 0 E: 0 K: 0 S: 3	H: 0 LOB: 2 BB: 2 P: 11		1B: 3 2B: 1 3B: 0 HR: 1	SF: 0 SAC: 1 DP: 0 HBP: 0	WP: 1 PB: 0 SB: 2 CS: 0	PA: 33	
PITCHER	IP WLS BF H R ER SO BB IBB HBP BLK WP HR S P ERA WHIP	6.0 L 25 5 0 0 0 1 0 0 0 0 1 32 36 6.00 1.000	1.1 6 0 0 0 2 1 1 0 0 0 0 8 16 0.00 0.750	0.2 2 0 0 0 0 0 0 0 0 0 0 2 2 0.00 0.000																		