Montreal Expos - 1985

Batter	1	2	3	4	5	6	7	8	9	AB	R	H	RBI	BB	SO	LOB
Tim Raines, S (1, 7)	G3		F4			K		FC5-4 CS BB 1-2f		4	0	0	0	0	1	2
Herm Winningham, L (1, 8)	F4			5-3		BB		BB 1-2		2	0	0	0	2	0	0
Andre Dawson, R (1, 9)	K			F7		K		F9		4	0	0	0	0	2	3
Dan Driessen, L (1, 3) OBP: 0.250, SLG: 0.500		F7		2B		K		CS 2-3	F4	4	0	1	0	0	1	1
Hubie Brooks, R (1, 6) OBP: 0.250, SLG: 0.750		F7		5-3			6-3 3B		K	4	1	1	0	0	1	1
Vance Law, R (1, 4)		4-3			FC6-5 1B BB		5-3		F4	3	0	0	0	1	0	1
Tim Wallach, R (1, 5) OBP: 0.667, SLG: 1.000			4-3 2B		CS FC6-5 1-2 1B		6-3 3-H			3	0	2	1	0	0	0
Mike Fitzgerald, R (1, 2)			K		FC6-5 1-2 2-3f		F8			3	0	0	0	0	1	3
Steve Rogers, R (1, 1)			4-3 2-3		1-3 2-3			FC5-4 BB		2	0	0	0	0	0	3
Tim Burke, R (5, 1)										0	0	0	0	0	0	0
Miguel Dilone, S (8, PH)										0	0	0	0	1	0	0
Bert Roberge, R (8, 1)										0	0	0	0	0	0	0
Inning Stats	R: 0 E: 0 K: 1 S: 5 H: 0 LOB: 0 BB: 0 P: 5	R: 0 E: 0 K: 0 S: 3 H: 0 LOB: 0 BB: 0 P: 3	R: 0 E: 0 K: 1 S: 6 H: 1 LOB: 1 BB: 0 P: 6	R: 0 E: 0 K: 0 S: 4 H: 1 LOB: 1 BB: 0 P: 4	R: 0 E: 0 K: 0 S: 3 H: 1 LOB: 1 BB: 1 P: 7	R: 0 E: 0 K: 3 S: 9 H: 0 LOB: 1 BB: 1 P: 13	R: 1 E: 0 K: 0 S: 4 H: 1 LOB: 0 BB: 0 P: 4	R: 0 E: 0 K: 0 S: 2 H: 0 LOB: 1 BB: 2 P: 10	R: 0 E: 0 K: 1 S: 5 H: 0 LOB: 0 BB: 0 P: 5	1B: 1 2B: 2 3B: 1 HR: 0	SF: 0 SAC: 0 DP: 0 HBP: 0					

PITCHER		IP	WLS	BF	H	R	ER	SO	BB	IBB	HBP	BLK	WP	HR	S	P	ERA	WHIP
Mario Soto, R ERA: 1.29	(1, 1)	7.0	W	26	4	1	1	5	2	0	0	0	0	0	34	42	1.29	0.857
Carl Willis, R ERA:	(8, 1)	2.0	S	7	0	0	0	1	2	0	0	0	0	0	7	15	0.00	1.000

PITCHER	IP	WLS	BF	H	R	ER	SO	BB	IBB	HBP	BLK	WP	HR	S	P	ERA	WHIP

Montreal Expos @ Cincinnati Reds

Riverfront Stadium, Cincinnati, OH

Mon Apr 08 1985, 3:33 AM EST

Att. 52,971 - Unknown

TOP

livebaseballscorecards.com

AB	29
R	1
H	4
RBI	1
BB	4
SO	6
LOB	14

WP: 0	PB: 0	SB: 0
CS: 2	PA: 34	

Batter	1	2	3	4	5	6	7	8	9	AB	R	H	RBI	BB	SO	LOB
Eric Davis, R (1, 8) (8, 7) OBP: 0.500, SLG: 0.667	G3		K		1-3 2B 2B		BBB S 1B BB			3	2	1	0	1	1	1
Pete Rose, S (1, 3) OBP: 0.750, SLG: 1.000 Eddie Milner, L (7, PR) (8, 8)	BBB 1B BB		1-3		2-H 3-H 1B 2B		G5-3 S 1-H 1B			3 0	1 0	2 0	3 0	1 0	0 0	1 0
Dave Parker, L (1, 9) OBP: 0.750, SLG: 0.667	G6-4-3 1-2 1B			F8	CS 2-H 1B		IIII 1-2 IBB			3	0	2	1	1	0	0
Cesar Cedeno, R (1, 7) (8, 3) OBP: 0.500, SLG: 0.750	G6-4-3 1-2f			1B 6-3 1B	CS 1-2	2B	G5-3 2-3f			4	0	2	0	0	0	4
Nick Esasky, R (1, 5)		5-3		6-3 1-2		SSS K		SSS K		4	0	0	0	0	2	2
Dave Concepcion, R (1, 6) OBP: 0.500, SLG: 0.333		F9		2-3 1B		F8		BBB 1B BB		3	0	1	0	1	0	1
Ron Oester, S (1, 4)		G3			4-3	FC6-4 IBB		F8		3	0	0	0	1	0	1
Dann Bilardello, R (1, 2) OBP: 0.250, SLG: 0.250			SSS K		SSS K	FC6-4 1-2f		1-2 1B		4	0	1	0	0	2	2
Mario Soto, R (1, 1) OBP: 0.667, SLG: 0.667 Carl Willis, L (8, 1)			1B		2B 2B 1B		1-3	F6		3 1	1 0	2 0	0 0	0 0	0 0	0 2
Inning Stats	R: 0 H: 1 E: 0 LOB: 1 K: 0 BB: 1 S: 3 P: 7	R: 0 H: 0 E: 0 LOB: 0 K: 0 BB: 0 S: 3 P: 3	R: 0 H: 1 E: 0 LOB: 1 K: 2 BB: 0 S: 8 P: 8	R: 0 H: 2 E: 0 LOB: 2 K: 0 BB: 0 S: 4 P: 4	R: 3 H: 4 E: 0 LOB: 0 K: 1 BB: 0 S: 8 P: 8	R: 0 H: 1 E: 0 LOB: 2 K: 1 BB: 1 S: 6 P: 10	R: 1 H: 1 E: 0 LOB: 1 K: 0 BB: 2 S: 3 P: 11	R: 0 H: 1 E: 0 LOB: 2 K: 1 BB: 1 S: 6 P: 10		1B: 8 SF: 0 2B: 3 SAC: 0 3B: 0 DP: 2 HR: 0 HBP: 0						WP: 0 PA: 37 PB: 0 SB: 3 CS: 1

PITCHER		IP	WLS	BF	H	R	ER	SO	BB	IBB	HBP	BLK	WP	HR	S	P	ERA	WHIP
Steve Rogers, R ERA: 5.79	(1, 1)	4.2	L	21	8	3	3	3	1	0	0	0	0	0	26	30	5.79	1.929
Tim Burke, R ERA: 3.86	(5, 1)	2.1		10	2	1	1	1	1	2	0	0	0	0	9	21	3.86	1.286
Bert Roberge, R ERA:	(8, 1)	1.0		5	1	0	0	1	1	0	0	0	0	0	6	10	0.00	2.000

PITCHER	IP	WLS	BF	H	R	ER	SO	BB	IBB	HBP	BLK	WP	HR	S	P	ERA	WHIP

BOTTOM

Montreal Expos @ Cincinnati Reds

Riverfront Stadium, Cincinnati, OH

Mon Apr 08 1985, 3:33 AM EST

Att. 52,971 - Unknown

livebaseballscorecards.com

AB	31
R	4
H	11
RBI	4
BB	5
SO	5
LOB	14

Batter	1	2	3	4	5	6	7	8	9	AB	R	H	RBI	BB	SO	LOB
Tim Raines, S (1, 7) OBP: 0.375, SLG: 0.625	G4-6-3 S 1B 1B	4-3			S 1B		CS 1-2	1B 3B		4	2	3	0	0	0	1
Herm Winningham, L (1, 8)	F7 1-2		G3		F8 1-2			SSS K		4	0	0	0	0	1	3
Andre Dawson, R (1, 9) OBP: 0.250, SLG: 0.250	G4-6-3 1B 1B		SSS K		1B SF8-5-3-4 1B			F9		4	1	2	0	0	1	1
Dan Schatzeder, L (8, 1)										0	0	0	0	0	0	0
Jeff Reardon, R (9, 1)										0	0	0	0	0	0	0
Dan Driessen, L (1, 3) OBP: 0.375, SLG: 0.429	G4-6-3 1-2 2-3		4-3			SF8-5-3-4 1-3 1B		1B IBB		3	0	1	0	1	0	2
Hubie Brooks, R (1, 6) OBP: 0.375, SLG: 0.714	2-H 3-H 1B			E5 G5-4-3		SF8-5-3-4 1-2 3-H		1-2 3-H 1B		3	0	2	3	0	0	0
Vance Law, R (1, 4)		BBBB 6-3 6-3 1B BB		G5-4-3 1-2f		F9		F7		3	1	0	0	1	0	3
Tim Wallach, R (1, 5) OBP: 0.429, SLG: 0.571		6-3 1-2		6-3			F8		CS 1B	4	0	1	0	0	0	1
Mike Fitzgerald, R (1, 2)		6-3 2-3			F7		BBBB CS BB		SSS K 1-2	3	0	0	0	1	1	2
Bill Gullickson, R (1, 1) OBP: 0.333, SLG: 0.333		3-H 1B			F8		SSS K		3-1	3	0	1	1	0	1	1
Roy Johnson, L (8, 9)										1	0	0	0	0	0	0
Inning Stats	R: 1 E: 0 K: 0 S: 5 H: 3 LOB: 2 BB: 0 P: 5	R: 1 E: 0 K: 0 S: 4 H: 1 LOB: 1 BB: 1 P: 8	R: 0 E: 0 K: 1 S: 5 H: 0 LOB: 0 BB: 0 P: 5	R: 0 E: 1 K: 0 S: 3 H: 0 LOB: 0 BB: 0 P: 3	R: 0 E: 0 K: 0 S: 4 H: 1 LOB: 1 BB: 0 P: 4	R: 1 E: 0 K: 0 S: 4 H: 2 LOB: 0 BB: 0 P: 4	R: 0 E: 0 K: 1 S: 4 H: 0 LOB: 0 BB: 1 P: 8	R: 1 E: 0 K: 1 S: 7 H: 2 LOB: 2 BB: 1 P: 11	R: 0 E: 0 K: 1 S: 5 H: 1 LOB: 0 BB: 0 P: 5	1B: 9 2B: 1 3B: 1 HR: 0	SF: 1 SAC: 0 DP: 2 HBP: 0						

PITCHER		IP	WLS	BF	H	R	ER	SO	BB	IBB	HBP	BLK	WP	HR	S	P	ERA	WHIP
Jay Tibbs, R ERA: 4.5	(1, 1)	6.0	L	24	7	3	3	1	1	0	0	0	0	0	25	29	4.50	1.333
Tom Hume, R ERA: 4.5	(7, 1)	2.0		9	2	1	1	2	1	1	0	0	0	0	11	19	4.50	1.500
Ted Power, R ERA:	(9, 1)	1.0		3	1	0	0	1	0	0	0	0	0	0	5	5	0.00	1.000

PITCHER	IP	WLS	BF	H	R	ER	SO	BB	IBB	HBP	BLK	WP	HR	S	P	ERA	WHIP

TOP

Montreal Expos @ Cincinnati Reds

Riverfront Stadium, Cincinnati, OH

Wed Apr 10 1985, 3:33 AM EST

Att. 10,491 - Unknown

livebaseballscorecards.com

AB	32
R	4
H	10
RBI	4
BB	3
SO	4
LOB	14

1B: 9	SF: 1	WP: 0	PA: 37
2B: 1	SAC: 0	PB: 0	
3B: 1	DP: 2	SB: 2	
HR: 0	HBP: 0	CS: 2	

Batter	1	2	3	4	5	6	7	8	9	AB	R	H	RBI	BB	SO	LOB
Eric Davis, R (1, 8) OBP: 0.250, SLG: 0.286	K		K			F9			K	4	0	0	0	0	3	1
Pete Rose, S (1, 3) OBP: 0.500, SLG: 0.571	G1-5-3			F8			1B BLK 8-2-5 1B		3-1 2-H	4	0	1	1	0	0	0
Dave Parker, L (1, 9) OBP: 0.500, SLG: 0.429	F6			4-3			1-3 1B		F6	4	0	1	0	0	0	0
Cesar Cedeno, R (1, 7) OBP: 0.429, SLG: 0.571		F6		CS 1B			8-2-5 3-Hf			3	0	1	0	0	0	2
Nick Esasky, R (1, 5)		5-3		CS 1-2	F8		6-3			3	0	0	0	0	0	1
Dave Concepcion, R (1, 6) OBP: 0.429, SLG: 0.333		S 1B			6-3			G3		3	0	1	0	0	0	0
Ron Oester, S (1, 4)		F4 1-2			F8			K		3	0	0	0	0	1	1
Dann Bilardello, R (1, 2) OBP: 0.143, SLG: 0.143			K			K		5-3		3	0	0	0	0	2	0
Jay Tibbs, R (1, 1)			4-3			K			WP 3-1 2B	1	0	0	0	0	0	0
Wayne Krenchicki, L (6, PH)										1	0	0	0	0	1	0
Tom Hume, R (7, 1)										0	0	0	0	0	0	0
Ted Power, R (9, 1)										0	0	0	0	0	0	0
Eddie Milner, L (9, PH) OBP: 1.000, SLG: 2.000										1	1	1	0	0	0	0
Inning Stats	R: 0 E: 0 K: 1 S: 5 H: 0 LOB: 0 BB: 0 P: 5	R: 0 E: 0 K: 0 S: 4 H: 1 LOB: 1 BB: 0 P: 4	R: 0 E: 0 K: 2 S: 7 H: 0 LOB: 0 BB: 0 P: 7	R: 0 E: 0 K: 0 S: 3 H: 1 LOB: 0 BB: 0 P: 3	R: 0 E: 0 K: 0 S: 3 H: 0 LOB: 0 BB: 0 P: 3	R: 0 E: 0 K: 2 S: 7 H: 0 LOB: 0 BB: 0 P: 7	R: 0 E: 0 K: 0 S: 4 H: 2 LOB: 1 BB: 0 P: 4	R: 0 E: 0 K: 1 S: 5 H: 0 LOB: 0 BB: 0 P: 5	R: 1 E: 0 K: 1 S: 6 H: 1 LOB: 0 BB: 0 P: 6	1B: 4 2B: 2 3B: 0 HR: 0 SF: 0 SAC: 0 DP: 1 HBP: 0						

PITCHER		IP	WLS	BF	H	R	ER	SO	BB	IBB	HBP	BLK	WP	HR	S	P	ERA	WHIP
Bill Gullickson, R ERA:	(1, 1)	7.0	W	23	4	0	0	5	0	0	0	1	0	0	33	33	0.00	0.571
Dan Schatzeder, L ERA:	(8, 1)	1.0		3	0	0	0	1	0	0	0	0	0	0	5	5	0.00	0.000
Jeff Reardon, R ERA: 9.0	(9, 1)	1.0		4	1	1	1	1	0	0	0	0	1	0	6	6	9.00	1.000

PITCHER	IP	WLS	BF	H	R	ER	SO	BB	IBB	HBP	BLK	WP	HR	S	P	ERA	WHIP

Montreal Expos @ Cincinnati Reds

Riverfront Stadium, Cincinnati, OH

Wed Apr 10 1985, 3:33 AM EST

Att. 10,491 - Unknown

BOTTOM

livebaseballscorecards.com

AB	30
R	1
H	5
RBI	1
BB	0
SO	7
LOB	5

Batter	1	2	3	4	5	6	7	8	9	AB	R	H	RBI	BB	SO	LOB
Tim Raines, S (1, 7) OBP: 0.250, SLG: 0.417	6-3		G3		L6		5-3			4	0	0	0	0	0	2
Herm Winningham, L (1, 8) OBP: 0.333, SLG: 0.500	4-3			E S HR 1B	HR		K			4	2	2	1	0	1	1
Andre Dawson, R (1, 9) OBP: 0.167, SLG: 0.167	6-3			F9	4-3			6-3		4	0	0	0	0	0	1
Dan Driessen, L (1, 3) OBP: 0.333, SLG: 0.636		3-1		1-H HR	1-3			E4 CS		4	1	1	2	0	0	0
Hubie Brooks, R (1, 6) OBP: 0.250, SLG: 0.455		F8		5-3		F9		4-3 1-2		4	0	0	0	0	0	1
Vance Law, R (1, 4) OBP: 0.250, SLG: 0.100		K		2B 1B		K			K	4	1	1	0	0	3	0
Tim Wallach, R (1, 5) OBP: 0.455, SLG: 0.636			SH1-3 1B	1-H 1B 2B		5-3			K	4	1	2	1	0	1	0
Mike Fitzgerald, R (1, 2) OBP: 0.300, SLG: 0.222			SH1-3 1-2	3-H 1B			SH1-4 1B		F4	3	0	2	1	0	0	0
Bryn Smith, R (1, 1) Jeff Reardon, R (9, 1)			K	K			SH1-4 1-2			2 0	0 0	0 0	0 0	0 0	2 0	2 0
Inning Stats	R: 0 E: 0 K: 0 S: 3 H: 0 LOB: 0 BB: 0 P: 3	R: 0 E: 0 K: 1 S: 5 H: 0 LOB: 0 BB: 0 P: 5	R: 0 E: 0 K: 1 S: 6 H: 1 LOB: 0 BB: 0 P: 6	R: 4 E: 0 K: 1 S: 10 H: 5 LOB: 1 BB: 0 P: 10	R: 1 E: 0 K: 0 S: 4 H: 1 LOB: 0 BB: 0 P: 4	R: 0 E: 0 K: 1 S: 5 H: 0 LOB: 0 BB: 0 P: 5	R: 0 E: 0 K: 1 S: 6 H: 1 LOB: 1 BB: 0 P: 6	R: 0 E: 1 K: 0 S: 3 H: 0 LOB: 0 BB: 0 P: 3	R: 0 E: 0 K: 2 S: 7 H: 0 LOB: 0 BB: 0 P: 7	1B: 5 2B: 1 3B: 0 HR: 2 SF: 0 SAC: 2 DP: 0 HBP: 0						

PITCHER		IP	WLS	BF	H	R	ER	SO	BB	IBB	HBP	BLK	WP	HR	S	P	ERA	WHIP
Dennis Eckersley, R ERA: 7.5	(1, 1)	6.0	L	25	7	5	5	4	0	0	0	0	0	2	33	33	7.50	1.167
Ray Fontenot, L ERA:	(7, 1)	2.0		7	1	0	0	1	0	0	0	0	0	0	9	9	0.00	0.500
Lary Sorensen, R ERA:	(9, 1)	1.0		3	0	0	0	2	0	0	0	0	0	0	7	7	0.00	0.000

PITCHER	IP	WLS	BF	H	R	ER	SO	BB	IBB	HBP	BLK	WP	HR	S	P	ERA	WHIP

TOP

Montreal Expos @ Chicago Cubs

Wrigley Field, Chicago, IL

Fri Apr 12 1985, 3:33 AM CST

Att. 14,337 - Unknown

livebaseballscorecards.com

AB	33
R	5
H	8
RBI	5
BB	0
SO	7
LOB	7

Montreal Expos @ Chicago Cubs

Wrigley Field, Chicago, IL

Fri Apr 12 1985, 3:33 AM CST

Att. 14,337 - Unknown

BOTTOM

Batter	1	2	3	4	5	6	7	8	9	AB	R	H	RBI	BB	SO	LOB
Bob Dernier, R (1, 8) OBP: 0.250, SLG: 0.182	F5		F3			F4			F7	4	0	0	0	0	0	0
23 Ryne Sandberg, R (1, 4)	G3			F8		F8			F9	4	0	0	0	0	0	0
Gary Matthews, R (1, 7) OBP: 0.417, SLG: 0.333	6-3			F4			F7		K	4	0	0	0	0	1	0
Leon Durham, L (1, 3) OBP: 0.455, SLG: 0.455		5-3 1B		3-1			6-3			3	0	1	0	0	0	0
Keith Moreland, R (1, 9) OBP: 0.455, SLG: 0.667		K			5-3		6-3			3	0	0	0	0	1	1
Ron Cey, R (1, 5) OBP: 0.182, SLG: 0.455		5-3 1-2			K			4-3 1B		3	0	1	0	0	1	1
Jody Davis, R (1, 2) OBP: 0.091, SLG: 0.091		K			F8			F8		3	0	0	0	0	1	2
Shawon Dunston, R (1, 6) OBP: 0.200, SLG: 0.400			G3			SF7 3B		4-3 1-2		3	1	1	0	0	0	1
Dennis Eckersley, R (1, 1)			6-3			SF7 3-H		G3		1	0	0	0	0	0	0
Thad Bosley, L (6, PH)										0	0	0	1	0	0	0
Ray Fontenot, L (7, 1)										0	0	0	0	0	0	0
Richie Hebner, L (8, PH)										1	0	0	0	0	0	1
Lary Sorensen, R (9, 1)										0	0	0	0	0	0	0

Inning Stats									
	R: 0 E: 0 K: 0 S: 3	H: 0 LOB: 0 BB: 0 P: 3	R: 0 E: 0 K: 2 S: 8	H: 1 LOB: 1 BB: 0 P: 8	R: 0 E: 0 K: 0 S: 3	H: 0 LOB: 0 BB: 0 P: 3	R: 0 E: 0 K: 0 S: 3	H: 0 LOB: 0 BB: 0 P: 3	R: 0 E: 0 K: 1 S: 5	H: 0 LOB: 0 BB: 0 P: 5
	R: 1 E: 0 K: 0 S: 4	H: 1 LOB: 0 BB: 0 P: 4	R: 0 E: 0 K: 0 S: 3	H: 0 LOB: 0 BB: 0 P: 3	R: 0 E: 0 K: 0 S: 4	H: 1 LOB: 1 BB: 0 P: 4	R: 0 E: 0 K: 1 S: 5	H: 0 LOB: 0 BB: 0 P: 5	1B: 2 2B: 0 3B: 1 HR: 0	SF: 1 SAC: 0 DP: 0 HBP: 0	WP: 0 PB: 0 SB: 0 CS: 0	PA: 30

PITCHER	IP	WLS	BF	H	R	ER	SO	BB	IBB	HBP	BLK	WP	HR	S	P	ERA	WHIP
Bryn Smith, R (1, 1) ERA: 1.13	8.0	W	27	3	1	1	3	0	0	0	0	0	0	33	33	1.12	0.375
Jeff Reardon, R (9, 1) ERA: 4.5	1.0		3	0	0	0	1	0	0	0	0	0	0	5	5	0.00	0.000

PITCHER	IP	WLS	BF	H	R	ER	SO	BB	IBB	HBP	BLK	WP	HR	S	P	ERA	WHIP

AB	29
R	1
H	3
RBI	1
BB	0
SO	4
LOB	6

livebaseballscorecards.com

Batter	1	2	3	4	5	6	7	8	9	AB	R	H	RBI	BB	SO	LOB
Tim Raines, S (1, 7) OBP: 0.235, SLG: 0.313	BBBB 4-0 6-3 BB		x 0-0 ② 4-3		x 0-0 ②③ G1-4-3 1-2f		SSS 0-3 ③ K		x 0-0 ② L6	4	0	0	0	1	1	6
Herm Winningham, L (1, 8) OBP: 0.235, SLG: 0.333	x 0-0 ①② 6-3 1-2f		SSS 0-3 ③ K			x 0-0 ① F8		SSS 0-3 ① K	x 0-0 ③ 5-3	5	0	0	0	0	2	3
Andre Dawson, R (1, 9) OBP: 0.188, SLG: 0.250 Roy Johnson, L (8, 9)	x 0-0 ③ 4-3			x 0-0 2-3 2B		x 0-0 ② 6-3		x 0-0 ② 5-3		4 0	0 0	1 0	0 0	0 0	0 0	0 0
Dan Driessen, L (1, 3) OBP: 0.375, SLG: 0.800		x 0-0 HR		x 0-0 ① 3-1		SSS 0-3 ③ K		x 0-0 1B		4	1	2	1	0	1	1
Hubie Brooks, R (1, 6) OBP: 0.250, SLG: 0.467 Dan Schatzeder, L (8, 1)		SSS 0-3 ① K		x 0-0 ② 2-3 2-3			x 0-0 1B G5-4-3 2B	x 0-0 ③ 1-3		4 0	1 0	1 0	0 0	0 0	1 0	2 0
Vance Law, R (1, 4) OBP: 0.250, SLG: 0.143		x 0-0 ② 6-3		SSS 0-3 ③ K			x 0-0 G5-4-3 2-3 1B		SSS 0-3 ① K	4	0	1	0	0	2	1
Tim Wallach, R (1, 5) OBP: 0.533, SLG: 0.867		x 0-0 3B			x 0-0 1B 1B		x 0-0 ①② G5-4-3 1-2f 3-H		x 0-0 1B 2B	4	1	3	0	0	0	1
Mike Fitzgerald, R (1, 2) OBP: 0.308, SLG: 0.250 Razor Shines, S (9, PH) OBP: 1.000, SLG: 1.000		x 0-0 ③ F8			x 0-0 ① F9		x 0-0 BB 1B		x 0-0 1B 2-H 1B	3 1	0 0	1 1	0 1	0 0	0 0	2 0
Steve Rogers, R (1, 1) Terry Francona, L (5, PH) OBP: 1.000, SLG: 1.000 Tim Burke, R (5, 1) Jim Wohlford, R (7, PH) Bert Roberge, R (7, 1) U L Washington, S (8, 6) OBP: 1.000, SLG: 1.000			x 0-0 ① 5-3		x 0-0 G1-4-3 1-3 1B		BBBB 4-0 1-2 BB		x 0-0 1-2 1B	1 1 0 0 0 0 1	0 0 0 0 0 0 0	0 1 0 0 1 0 1	0 0 0 0 0 0 0	0 0 0 0 0 0 0	0 0 0 0 0 0 0	0 0 0 0 0 0 0
Inning Stats	R: 0 H: 0 E: 0 LOB: 0 K: 0 BB: 1 S: 2 P: 6	R: 1 H: 2 E: 0 LOB: 1 K: 1 BB: 0 S: 7 P: 7	R: 0 H: 0 E: 0 LOB: 0 K: 1 BB: 0 S: 5 P: 5	R: 0 H: 1 E: 0 LOB: 1 K: 1 BB: 0 S: 6 P: 6	R: 0 H: 2 E: 0 LOB: 1 K: 0 BB: 0 S: 4 P: 4	R: 0 H: 0 E: 0 LOB: 0 K: 1 BB: 0 S: 5 P: 5	R: 1 H: 3 E: 0 LOB: 2 K: 1 BB: 1 S: 7 P: 11	R: 0 H: 1 E: 0 LOB: 1 K: 1 BB: 0 S: 6 P: 6	R: 1 H: 3 E: 0 LOB: 2 K: 1 BB: 0 S: 8 P: 8	1B: 7 2B: 4 3B: 1 HR: 1	SF: 0 SAC: 0 DP: 3 HBP: 0						

TOP

Montreal Expos @ Chicago Cubs

Wrigley Field, Chicago, IL

Sat Apr 13 1985, 3:33 AM CST

Att. 32,212 - Unknown

livebaseballscorecards.com

AB	36
R	3
H	12
RBI	2
BB	2
SO	7
LOB	16

WP: 0 PA: 38
PB: 0
SB: 0
CS: 0

PITCHER		IP	W/L/S	BF	H	R	ER	SO	BB	IBB	HBP	BLK	WP	HR	S	P	ERA	WHIP
Scott Sanderson, R ERA: 2.7	(1, 1)	6.2	W	25	7	2	2	4	1	0	0	0	0	1	32	36	2.70	1.200
Ray Fontenot, L ERA:	(7, 1)	1.1		7	2	0	0	2	1	0	0	0	0	0	10	14	0.00	2.250
Lee Smith, R ERA: 3.86	(9, 1)	1.0		6	3	1	1	1	0	0	0	0	0	0	8	8	9.00	3.000

PITCHER		IP	W/L/S	BF	H	R	ER	SO	BB	IBB	HBP	BLK	WP	HR	S	P	ERA	WHIP

Batter	1	2	3	4	5	6	7	8	9	AB	R	H	RBI	BB	SO	LOB
Bob Dernier, R (1, 8) OBP: 0.294, SLG: 0.313	K	F9			S 1B	G3		2B		5	0	2	0	0	1	1
23 Ryne Sandberg, R (1, 4) OBP: 0.059, SLG: 0.118	K		1B 2B		F8		E5 S HR	K		5	2	1	0	0	2	2
Gary Matthews, R (1, 7) Brian Dayett, R (8, 7)	1B		E SF9 1B 2-H		K 1-2		1-H HR	F4		4 1	2 0	3 0	3 0	0 0	1 0	1 1
Leon Durham, L (1, 3) OBP: 0.400, SLG: 0.357	6-3		K 2-3		IBB		G3			3	0	0	0	1	1	2
Keith Moreland, R (1, 9) OBP: 0.400, SLG: 0.583		F4	SF9 3-H		K		BB 1B			3	0	1	1	0	1	2
Ron Cey, R (1, 5) OBP: 0.333, SLG: 0.500	2B 1B 1B		5-3			HR 1B	1-2 BB			3	2	2	0	1	0	0
Jody Davis, R (1, 2) OBP: 0.200, SLG: 0.467	1-3 1B 2B			1-3		1-H HR	F5			4	2	2	2	0	0	2
Shawon Dunston, R (1, 6) OBP: 0.214, SLG: 0.357	S 2-H 3-H 1B			5-3		L7	G1-6-3			4	0	1	2	0	0	2
Scott Sanderson, R (1, 1) Ray Fontenot, L (7, 1) Davey Lopes, R (8, PH) Lee Smith, R (9, 1)	K 1-2			K		K		5-3		3 0 1 0	0 0 0 0	0 0 0 0	0 0 0 0	0 0 0 0	3 0 0 0	1 0 0 0
Inning Stats	R: 0 E: 0 K: 2 S: 8 H: 1 LOB: 1 BB: 0 P: 8	R: 2 E: 0 K: 1 S: 8 H: 3 LOB: 1 BB: 0 P: 8	R: 2 E: 1 K: 1 S: 7 H: 2 LOB: 0 BB: 0 P: 7	R: 0 E: 0 K: 1 S: 5 H: 0 LOB: 0 BB: 0 P: 5	R: 0 E: 0 K: 2 S: 8 H: 1 LOB: 2 BB: 1 P: 12	R: 2 E: 0 K: 1 S: 7 H: 2 LOB: 0 BB: 0 P: 7	R: 2 E: 1 K: 0 S: 6 H: 2 LOB: 2 BB: 1 P: 10	R: 0 E: 0 K: 1 S: 6 H: 1 LOB: 1 BB: 0 P: 6		1B: 7 2B: 3 3B: 0 HR: 2	SF: 1 SAC: 0 DP: 0 HBP: 0					

PITCHER	IP	WLS	BF	H	R	ER	SO	BB	IBB	HBP	BLK	WP	HR	S	P	ERA	WHIP
Steve Rogers, R (1, 1) ERA: 6.23	4.0	L	18	6	4	3	5	0	0	0	0	0	0	28	28	6.75	1.500
Tim Burke, R (5, 1) ERA: 6.23	2.0		10	3	2	2	3	0	1	0	0	0	1	15	19	9.00	1.500
Bert Roberge, R (7, 1) ERA: 4.5	1.0		7	2	2	1	0	1	0	0	0	0	1	6	10	9.00	3.000
Dan Schatzeder, L (8, 1) ERA:	1.0		4	1	0	0	1	0	0	0	0	0	0	6	6	0.00	1.000

PITCHER	IP	WLS	BF	H	R	ER	SO	BB	IBB	HBP	BLK	WP	HR	S	P	ERA	WHIP

BOTTOM

Montreal Expos @ Chicago Cubs

Wrigley Field, Chicago, IL

Sat Apr 13 1985, 3:33 AM CST

Att. 32,212 - Unknown

livebaseballscorecards.com

AB	36
R	8
H	12
RBI	8
BB	2
SO	9
LOB	14

1B: 7 2B: 3 3B: 0 HR: 2 SF: 1 SAC: 0 DP: 0 HBP: 0

WP: 0 PB: 0 SB: 3 CS: 0 PA: 39

Batter	1	2	3	4	5	6	7	8	9	AB	R	H	RBI	BB	SO	LOB
Tim Raines, S (1, 7) OBP: 0.190, SLG: 0.250	S S S 0-3 ① K		x 0-0 ② G3			x 0-0 ① F6		x 0-0 ② FC6-4 1-2f		4	0	0	0	0	1	1
Roy Johnson, L (1, 8)	S S S 0-3 ② K		x 0-0 ③ F9			S S S 0-3 ② K		S S S 0-3 ③ K		4	0	0	0	0	3	1
Andre Dawson, R (1, 9) OBP: 0.200, SLG: 0.250	x 0-0 ③ 5-3			x 0-0 ① F2		x 0-0 ③ 5-3			x 0-0 1-3 1B	4	0	1	0	0	0	0
Dan Driessen, L (1, 3) OBP: 0.350, SLG: 0.667		B B B B 4-0 1B FC6-4 BB		x 0-0 ② 4-3			x 0-0 ① F5		x 0-0 ① F6	3	1	0	0	1	0	1
Hubie Brooks, R (1, 6) OBP: 0.300, SLG: 0.444		x 0-0 FC6-4 1-3 1B		B B B B 4-0 BB			x 0-0 ② 4-3		x 0-0 ② 1-3 1-2	3	0	1	0	1	0	1
Tim Wallach, R (1, 5) OBP: 0.421, SLG: 0.684		x 0-0 ① FC6-4 1B WP 1-2f 3-H		x 0-0 ③ F2			x 0-0 ③ F7		x 0-0 ③ F6	4	0	0	1	0	0	3
U L Washington, S (1, 4) OBP: 0.500, SLG: 0.500		x 0-0 CS 1-3 1B			x 0-0 ① 4-3			x 0-0 ① 4-3		3	0	1	0	0	0	0
Steve Nicosia, R (1, 2) Miguel Dilone, S (8, PH) Mike Fitzgerald, R (8, 2) OBP: 0.308, SLG: 0.250		S S S 0-3 ② ③ K 1-2			x 0-0 ② G3			x 0-0 E9 1B		2 1 0	0 1 0	0 0 0	0 0 0	0 0 0	1 0 0	2 0 0
David Palmer, R (1, 1) Terry Francona, L (8, PH) OBP: 1.000, SLG: 1.000 Bert Roberge, R (8, 1)			S S S 0-3 ① K		S S S 0-3 ③ K			x 0-0 FC6-4 3-H 1B		2 1 0	0 0 0	0 1 0	0 1 0	0 0 0	2 0 0	0 0 0
Inning Stats	R: 0 E: 0 K: 2 S: 7 H: 0 LOB: 0 BB: 0 P: 7	R: 1 E: 0 K: 1 S: 6 H: 2 LOB: 1 BB: 1 P: 10	R: 0 E: 0 K: 1 S: 5 H: 0 LOB: 0 BB: 0 P: 5	R: 0 E: 0 K: 0 S: 3 H: 0 LOB: 1 BB: 1 P: 7	R: 0 E: 0 K: 1 S: 5 H: 0 LOB: 0 BB: 0 P: 5	R: 0 E: 0 K: 1 S: 5 H: 0 LOB: 0 BB: 0 P: 5	R: 0 E: 0 K: 0 S: 3 H: 0 LOB: 0 BB: 0 P: 3	R: 1 E: 1 K: 1 S: 7 H: 1 LOB: 1 BB: 0 P: 7	R: 0 E: 0 K: 0 S: 4 H: 1 LOB: 1 BB: 0 P: 4	1B: 4 2B: 0 3B: 0 HR: 0	SF: 0 SAC: 0 DP: 0 HBP: 0					

PITCHER	IP	WLS	BF	H	R	ER	SO	BB	IBB	HBP	BLK	WP	HR	S	P	ERA	WHIP
Rick Sutcliffe, R (1, 1) ERA: 1.08	9.0	W	33	4	2	1	7	2	0	0	0	1	0	45	53	1.00	0.667

PITCHER	IP	WLS	BF	H	R	ER	SO	BB	IBB	HBP	BLK	WP	HR	S	P	ERA	WHIP

TOP

Montreal Expos @ Chicago Cubs

Wrigley Field, Chicago, IL

Sun Apr 14 1985, 3:33 AM CST

Att. 31,512 - Unknown

livebaseballscorecards.com

AB	31
R	2
H	4
RBI	2
BB	2
SO	7
LOB	9

WP: 1	PA: 33
PB: 0	
SB: 0	
CS: 1	

Batter	1	2	3	4	5	6	7	8	9	AB	R	H	RBI	BB	SO	LOB
Bob Dernier, R (1, 8) OBP: 0.238, SLG: 0.250	K S E		5-3			K		6-3		4	1	0	0	0	2	0
23 Ryne Sandberg, R (1, 4) OBP: 0.095, SLG: 0.100	F7		K			HR BB		K		3	1	0	0	1	2	1
Gary Matthews, R (1, 7) OBP: 0.526, SLG: 0.867 Brian Dayett, R (9, 7)	FC4-6 1-2 BB		F9			1-H HR				2 0	1 0	1 0	2 0	1 0	0 0	0 0
Leon Durham, L (1, 3) OBP: 0.333, SLG: 0.294	FC4-6 1-2f 2-H			3-1		1-3				3	0	0	0	0	0	1
Keith Moreland, R (1, 9) OBP: 0.333, SLG: 0.467	5-3			5-3		6-3				3	0	0	0	0	0	1
Ron Cey, R (1, 5) OBP: 0.278, SLG: 0.412		F4		5-3			K			3	0	0	0	0	1	0
Jody Davis, R (1, 2) OBP: 0.222, SLG: 0.611		HR			L6		F4			3	1	1	1	0	0	0
Shawon Dunston, R (1, 6) OBP: 0.176, SLG: 0.294		6-3			F9		6-3			3	0	0	0	0	0	0
Rick Sutcliffe, L (1, 1)		K			1-3			K		3	0	0	0	0	2	0
Inning Stats	R: 1 E: 1 K: 1 S: 6 H: 0 LOB: 1 BB: 1 P: 10	R: 1 E: 0 K: 1 S: 6 H: 1 LOB: 0 BB: 0 P: 6	R: 0 E: 0 K: 1 S: 5 H: 0 LOB: 0 BB: 0 P: 5	R: 0 E: 0 K: 0 S: 3 H: 0 LOB: 0 BB: 0 P: 3	R: 0 E: 0 K: 0 S: 3 H: 0 LOB: 0 BB: 0 P: 3	R: 2 E: 0 K: 1 S: 6 H: 1 LOB: 0 BB: 1 P: 10	R: 0 E: 0 K: 1 S: 5 H: 0 LOB: 0 BB: 0 P: 5	R: 0 E: 0 K: 2 S: 7 H: 0 LOB: 0 BB: 0 P: 7		1B: 0 2B: 0 3B: 0 HR: 2	SF: 0 SAC: 0 DP: 0 HBP: 0					

PITCHER	IP	WLS	BF	H	R	ER	SO	BB	IBB	HBP	BLK	WP	HR	S	P	ERA	WHIP
David Palmer, R (1, 1) ERA: 3.86	7.0	L	26	2	4	3	5	2	0	0	0	1	2	34	42	3.86	0.571
Bert Roberge, R (8, 1) ERA: 3.0	1.0		3	0	0	0	2	0	0	0	0	0	0	7	7	0.00	0.000

PITCHER	IP	WLS	BF	H	R	ER	SO	BB	IBB	HBP	BLK	WP	HR	S	P	ERA	WHIP

BOTTOM

Montreal Expos @ Chicago Cubs

Wrigley Field, Chicago, IL

Sun Apr 14 1985, 3:33 AM CST

Att. 31,512 - Unknown

livebaseballscorecards.com

AB	27
R	4
H	2
RBI	3
BB	2
SO	7
LOB	3

WP: 1	PA: 29		
PB: 0			
SB: 1			
CS: 0			

Batter	1	2	3	4	5	6	7	8	9	AB	R	H	RBI	BB	SO	LOB
Tim Raines, S (1, 7) OBP: 0.160, SLG: 0.208	4-3			F8	L6			8-2 3-Hf		4	0	0	0	0	0	3
Terry Francona, L (1, 9) OBP: 0.500, SLG: 0.500	4-3			F4	FC6 1-2f			1B		4	0	1	0	0	0	2
Andre Dawson, R (1, 8) OBP: 0.208, SLG: 0.292	K			1B 2B		F8		F9		4	0	1	0	0	1	1
Dan Driessen, L (1, 3) OBP: 0.333, SLG: 0.591		F3		FC4 2-3 1B		F5			3-1	4	0	1	0	0	0	0
Hubie Brooks, R (1, 6) OBP: 0.250, SLG: 0.364		5-3		FC4 1-2f		6-3			F2	4	0	0	0	0	0	2
Tim Wallach, R (1, 5) OBP: 0.348, SLG: 0.565		6-3			F9		F4		F8	4	0	0	0	0	0	0
Vance Law, R (1, 4) OBP: 0.316, SLG: 0.235			F9		2B 1B		9-3 1B			3	1	2	0	0	0	0
Mike Fitzgerald, R (1, 2) OBP: 0.313, SLG: 0.333			F9		1B 1-H 2B		9-3 1-2f			3	0	1	1	0	0	1
Bill Gullickson, R (1, 1) OBP: 0.400, SLG: 0.400			1-3		FC6 2-3 1B					2	0	1	0	0	0	0
Dan Schatzeder, L (6, 1)								8-2 3B		0	0	0	0	0	0	0
Miguel Dilone, S (8, PH) OBP: 0.667, SLG: 1.500										1	0	1	0	0	0	0
Tim Burke, R (8, 1)										0	0	0	0	0	0	0

TOP

Montreal Expos @ St. Louis Cardinals

Busch Stadium, St. Louis, MO

Mon Apr 15 1985, 6:05 PM CST

Att. 42,986 - Unknown

livebaseballscorecards.com

AB	33
R	1
H	8
RBI	1
BB	0
SO	1
LOB	9

Inning Stats	1	2	3	4	5	6	7	8	9
R	0	0	0	0	1	0	0	0	0
H	0	0	0	2	3	0	1	2	0
E	0	0	0	0	0	0	0	0	0
LOB	0	0	0	2	2	0	0	1	0
K	1	0	0	0	0	0	0	0	0
BB	0	0	0	0	0	0	0	0	0
S	5	3	3	5	6	3	3	4	3
P	5	3	3	5	6	3	3	4	3

1B	5
2B	4
3B	1
HR	0
SF	0
SAC	0
DP	2
HBP	0
WP	0
PB	0
SB	0
CS	0
PA	33

PITCHER	IP	W	L	S	BF	H	R	ER	SO	BB	IBB	HBP	BLK	WP	HR	P	ERA	WHIP
Bob Forsch, R (1, 1) ERA: 1.0	9.0	W			33	8	1	1	1	0	0	0	0	0	0	35	1.00	0.889

Batter	1	2	3	4	5	6	7	8	9	AB	R	H	RBI	BB	SO	LOB
Tom Herr, S (1, 4) OBP: 0.464, SLG: 0.458	4-3		F8		1B 2-H 3-H 1B		6-3			4	1	1	2	0	0	1
Terry Pendleton, S (1, 5) OBP: 0.321, SLG: 0.333	6-3 2B		F8		FC6-4 2-H 1B		CS 1B			4	0	3	1	0	0	1
Willie McGee, S (1, 8) OBP: 0.300, SLG: 0.474	6-3 2-3			4-3	FC6-4 CS 1-2f		S S S K 1-2			4	0	0	0	0	1	3
Jack Clark, R (1, 3) OBP: 0.556, SLG: 0.750	F9			F7	CS 1-2	2B 4-3 1B		F7		4	1	1	0	0	0	1
Steve Braun, L (1, 7) OBP: 0.273, SLG: 0.364		4-3		FC6-4 1B		4-3 1-3 SF8 2B		B B B B FC4-6 BB		2	0	1	0	0	0	0
Brian Harper, R (6, PH) OBP: 0.750, SLG: 1.000 (7, 7)										1	1	1	0	1	0	0
Andy Van Slyke, L (1, 9) OBP: 0.375, SLG: 0.350		2B		FC6-4 1-2f		4-3 2-3 3-H		FC4-6 S 1-2f		4	0	1	1	0	0	3
Michael LaValliere, L (1, 2) OBP: 0.333, SLG: 0.125	F7				B B B B SH1-4 1B 1B BB	SF8 3-H		F6 1-2		2	1	0	1	1	0	1
Ozzie Smith, S (1, 6) OBP: 0.292, SLG: 0.409			F8		SH1-4 1-2 1B 1B	HR				3	2	2	1	0	0	0
Bob Forsch, R (1, 1) OBP: 0.500, SLG: 0.500			1B		S S S SH1-4 1-2 2-3	K2-3				2	0	1	0	0	1	0
Inning Stats	R: 0 E: 0 K: 0 S: 4 H: 1 LOB: 1 BB: 0 P: 4	R: 0 E: 0 K: 0 S: 3 H: 1 LOB: 0 BB: 0 P: 3	R: 0 E: 0 K: 0 S: 4 H: 1 LOB: 1 BB: 0 P: 4	R: 0 E: 0 K: 0 S: 4 H: 1 LOB: 1 BB: 0 P: 4	R: 3 E: 0 K: 0 S: 5 H: 3 LOB: 0 BB: 1 P: 9	R: 3 E: 0 K: 1 S: 8 H: 3 LOB: 0 BB: 0 P: 8	R: 0 E: 0 K: 1 S: 5 H: 1 LOB: 0 BB: 0 P: 5	R: 0 E: 0 K: 0 S: 3 H: 0 LOB: 1 BB: 1 P: 7		1B: 7 2B: 3 3B: 0 HR: 1	SF: 1 SAC: 1 DP: 0 HBP: 0						

BOTTOM

Montreal Expos @ St. Louis Cardinals

Busch Stadium, St. Louis, MO

Mon Apr 15 1985, 6:05 PM CST

Att. 42,986 - Unknown

livebaseballscorecards.com

AB	30
R	6
H	11
RBI	6
BB	2
SO	2
LOB	10

WP: 0 PB: 0 SB: 1 CS: 2 PA: 35

PITCHER		IP	WLS	BF	H	R	ER	SO	BB	IBB	HBP	BLK	WP	HR	S	P	ERA	WHIP
Bill Gullickson, R ERA: 3.0	(1, 1)	5.0	L	22	8	4	4	0	1	0	0	0	0	0	21	25	7.20	1.800
Dan Schatzeder, L ERA: 4.5	(6, 1)	2.0		8	3	2	2	2	0	0	0	0	0	1	12	12	9.00	1.500
Tim Burke, R ERA: 5.06	(8, 1)	1.0		4	0	0	0	0	1	0	0	0	0	0	3	7	0.00	1.000

PITCHER	IP	WLS	BF	H	R	ER	SO	BB	IBB	HBP	BLK	WP	HR	S	P	ERA	WHIP

Batter	1	2	3	4	5	6	7	8	9	AB	R	H	RBI	BB	SO	LOB
Tim Raines, S (1, 7) OBP: 0.172, SLG: 0.214	L6		G3		1-2 1B		5-3			4	0	1	0	0	0	0
Vance Law, R (1, 4) OBP: 0.304, SLG: 0.200	BBBB 3-1 1B BB		SSS K		FC5 2-3f			F7		3	1	0	0	1	1	2
Andre Dawson, R (1, 8) (7, 9) OBP: 0.250, SLG: 0.296	3-1 1-2			WP 1B 1B		G6-4-3 1B 1B HBP		F5		3	1	1	0	0	0	1
Hubie Brooks, R (1, 6) OBP: 0.321, SLG: 0.423	2-H 1B			6-3 1-H 1B		G6-4-3 1-2 1B		F8		4	0	3	1	0	0	0
Tim Wallach, R (1, 5) OBP: 0.296, SLG: 0.481	SSS K			6-3 2-3		G6-4-3 1-2f 2-3			F7	4	0	0	0	0	1	4
Jim Wohlford, R (1, 9) OBP: 0.500, SLG: 0.333 Herm Winningham, L (7, 8) OBP: 0.222, SLG: 0.313		6-3		5-3		3-H 1B			G3	3 1	0 0	1 0	1 0	0 0	0 0	1 0
Razor Shines, S (1, 3) OBP: 0.200, SLG: 0.200		F8			F8	F5			F8	4	0	0	0	0	0	1
Mike Fitzgerald, R (1, 2) OBP: 0.263, SLG: 0.278		SSS K			F8		F9			3	0	0	0	0	1	0
Joe Hesketh, R (1, 1) OBP: 0.333, SLG: 0.333 Jeff Reardon, R (8, 1)			6-3		FC5 1B 1B		SSS K			3 0	0 0	1 0	0 0	0 0	1 0	0 0
Inning Stats	R: 1 H: 1 E: 0 LOB: 1 K: 1 BB: 1 S: 6 P: 10	R: 0 H: 0 E: 0 LOB: 0 K: 1 BB: 0 S: 5 P: 5	R: 0 H: 0 E: 0 LOB: 0 K: 1 BB: 0 S: 5 P: 5	R: 0 H: 2 E: 0 LOB: 1 K: 0 BB: 0 S: 4 P: 4	R: 0 H: 2 E: 0 LOB: 2 K: 0 BB: 0 S: 5 P: 5	R: 1 H: 2 E: 0 LOB: 1 K: 0 BB: 0 S: 4 P: 5	R: 0 H: 0 E: 0 LOB: 0 K: 1 BB: 0 S: 5 P: 5	R: 0 H: 0 E: 0 LOB: 0 K: 0 BB: 0 S: 3 P: 3	R: 0 H: 0 E: 0 LOB: 0 K: 0 BB: 0 S: 3 P: 3	1B: 7 SF: 0 2B: 0 SAC: 0 3B: 0 DP: 1 HR: 0 HBP: 1				WP: 1 PA: 34 PB: 0 SB: 0 CS: 0		

PITCHER		IP	WLS	BF	H	R	ER	SO	BB	IBB	HBP	BLK	WP	HR	S	P	ERA	WHIP
John Tudor, L ERA: 1.06	(1, 1)	8.0	L	31	7	2	2	4	1	0	1	0	1	0	37	42	2.25	1.000
Ricky Horton, L ERA:	(9, 1)	1.0		3	0	0	0	0	0	0	0	0	0	0	3	3	0.00	0.000

PITCHER	IP	WLS	BF	H	R	ER	SO	BB	IBB	HBP	BLK	WP	HR	S	P	ERA	WHIP

TOP

Montreal Expos @ St. Louis Cardinals

Busch Stadium, St. Louis, MO

Wed Apr 17 1985, 6:05 PM CST

Att. 20,145 - Unknown

livebaseballscorecards.com

AB	32
R	2
H	7
RBI	2
BB	1
SO	4
LOB	9

BOTTOM

Batter	1	2	3	4	5	6	7	8	9	AB	R	H	RBI	BB	SO	LOB
Tom Herr, S (1, 4) OBP: 0.438, SLG: 0.407	BBBB 4-0 CS S BB		x 0-0 ② 1-3			x 0-0 ② F7		x 0-0 ② 4-3		3	0	0	0	1	0	0
Terry Pendleton, S (1, 5) OBP: 0.281, SLG: 0.290	SSS 0-3 ① K		x 0-0 ③ F8			x 0-0 ③ F3		x 0-0 ③ 4-3		4	0	0	0	0	1	1
Lonnie Smith, R (1, 7) OBP: 0.360, SLG: 0.250	BBBB 4-0 CS 1B 1-2 BB			SSS 0-3 ① K			SSS 0-3 ① K		x 0-0 S E3 1B	3	1	1	0	1	2	0
Jack Clark, R (1, 3) OBP: 0.548, SLG: 0.696	x 0-0 ② 1-H 2-3 1B			x 0-0 ② F3			BBBB 4-0 1B 1B BB		x 0-0 ① F9 1-2	3	0	1	1	1	0	1
Brian Harper, R (1, 9) OBP: 0.571, SLG: 0.667 Mike Jorgensen, L (9, PH)	x 0-0 ③ F7			x 0-0 ③ G3			x 0-0 1B 1-2 1B		x 0-0 ② F4	3 1	0 0	1 0	0 0	0 0	0 0	1 1
Andy Van Slyke, L (1, 8) OBP: 0.321, SLG: 0.292		x 0-0 ① F8			x 0-0 ① G3		SSS 0-3 ② K		x 0-0 ③ E3 2-H	4	0	0	0	0	1	3
Tom Nieto, R (1, 2) OBP: 0.250, SLG: 0.143		x 0-0 ② L4			x 0-0 ② F7		x 0-0 1B 1-2 2-3			3	0	1	0	0	0	0
Ozzie Smith, S (1, 6) OBP: 0.259, SLG: 0.360		x 0-0 ③ 5-3			SSS 0-3 ③ K		x 0-0 ③ F7			3	0	0	0	0	1	3
John Tudor, L (1, 1) Steve Braun, L (8, PH) OBP: 0.250, SLG: 0.333 Ricky Horton, L (9, 1)			x 0-0 ① 5-3			x 0-0 ① F4		SSS 0-3 ① K		2 1 0	0 0 0	0 0 0	0 0 0	0 1 0	0 0 0	0 0 0
Inning Stats	R: 1 H: 1 E: 0 LOB: 1 K: 1 BB: 2 S: 5 P: 13	R: 0 H: 0 E: 0 LOB: 0 K: 0 BB: 0 S: 3 P: 3	R: 0 H: 0 E: 0 LOB: 0 K: 0 BB: 0 S: 3 P: 3	R: 0 H: 0 E: 0 LOB: 0 K: 1 BB: 0 S: 5 P: 5	R: 0 H: 0 E: 0 LOB: 0 K: 1 BB: 0 S: 5 P: 5	R: 0 H: 0 E: 0 LOB: 0 K: 0 BB: 0 S: 3 P: 3	R: 0 H: 2 E: 0 LOB: 3 K: 2 BB: 1 S: 9 P: 13	R: 0 H: 0 E: 0 LOB: 0 K: 1 BB: 0 S: 5 P: 5	R: 0 H: 1 E: 1 LOB: 2 K: 0 BB: 0 S: 4 P: 4	1B: 4 SF: 0 2B: 0 SAC: 0 3B: 0 DP: 0 HR: 0 HBP: 0						

PITCHER	IP	WLS	BF	H	R	ER	SO	BB	IBB	HBP	BLK	WP	HR	S	P	ERA	WHIP
Joe Hesketh, L (1, 1) ERA: 1.29	7.0	W	26	3	1	1	5	3	0	0	0	0	0	33	45	1.29	0.857
Jeff Reardon, R (8, 1) ERA: 2.25	2.0	S	7	1	0	0	1	0	0	0	0	0	0	9	9	0.00	0.500

PITCHER	IP	WLS	BF	H	R	ER	SO	BB	IBB	HBP	BLK	WP	HR	S	P	ERA	WHIP

Montreal Expos @ St. Louis Cardinals

Busch Stadium, St. Louis, MO

Wed Apr 17 1985, 6:05 PM CST

Att. 20,145 - Unknown

livebaseballscorecards.com

AB	30
R	1
H	4
RBI	1
BB	3
SO	6
LOB	10

1B: 4	SF: 0	WP: 0	PA: 33
2B: 0	SAC: 0	PB: 0	
3B: 0	DP: 0	SB: 2	
HR: 0	HBP: 0	CS: 2	

Batter	1	2	3	4	5	6	7	8	9	AB	R	H	RBI	BB	SO	LOB
Tim Raines, S (1, 7) OBP: 0.206, SLG: 0.242	S 1B 1B		G3 1B	1B 2-3 1B		G3		6-3		5	1	2	0	0	0	2
Herm Winningham, L (1, 8) OBP: 0.261, SLG: 0.333	CS 1-H 1B		F8	FC6-4 1-3 3-H 1B			4-3		4-3	5	0	2	2	0	0	0
Terry Francona, L (1, 9) OBP: 0.500, SLG: 0.500	7-4 1-2 1B		F7	FC6-4 1-2f			S S S K		1B	2	0	1	0	0	0	0
Jim Wohlford, R (4, PH) (4, 9) OBP: 0.429, SLG: 0.333										3	0	1	0	0	1	2
Dan Driessen, L (1, 3) OBP: 0.310, SLG: 0.519	7-4 1-2f			F9	S 1B		L4		K	5	0	1	0	0	1	2
Hubie Brooks, R (1, 6) OBP: 0.303, SLG: 0.387		F9		1B 1B	F8			6-3	6-3	5	1	1	0	0	0	2
Tim Wallach, R (1, 5) OBP: 0.323, SLG: 0.516		2B 2B		1B 2B 1-2 1B	F9			5-3		4	2	2	0	0	0	1
Vance Law, R (1, 4) OBP: 0.370, SLG: 0.333		2B 2-H 2B		2B 1-3 2-H 1B	2-3 1-2			BB 1B 1B		4	2	3	2	0	0	1
Mike Fitzgerald, R (1, 2) OBP: 0.304, SLG: 0.333		F9		1B 1B 1-H 3-H 2B		S S S K		B B B B 1B 1-2 BB		3	1	1	2	1	1	1
Steve Rogers, R (1, 1) OBP: 0.143, SLG: 0.143		L3		1-3		6-3		1-3 2-H 1B		4	0	1	1	0	0	2
Inning Stats	R: 1 E: 0 K: 0 S: 4 H: 3 LOB: 0 BB: 0 P: 4	R: 1 E: 0 K: 0 S: 5 H: 2 LOB: 1 BB: 0 P: 5	R: 0 E: 0 K: 0 S: 3 H: 0 LOB: 0 BB: 0 P: 3	R: 4 E: 0 K: 0 S: 9 H: 6 LOB: 2 BB: 0 P: 9	R: 0 E: 0 K: 0 S: 4 H: 1 LOB: 1 BB: 0 P: 4	R: 0 E: 0 K: 1 S: 5 H: 0 LOB: 0 BB: 0 P: 5	R: 0 E: 0 K: 1 S: 5 H: 0 LOB: 0 BB: 0 P: 5	R: 1 E: 0 K: 0 S: 5 H: 2 LOB: 2 BB: 1 P: 9	R: 0 E: 0 K: 1 S: 6 H: 1 LOB: 1 BB: 0 P: 6	1B: 12 2B: 4 3B: 0 HR: 0	SF: 0 SAC: 0 DP: 1 HBP: 0						

PITCHER		IP	WLS	BF	H	R	ER	SO	BB	IBB	HBP	BLK	WP	HR	S	P	ERA	WHIP
Kurt Kepshire, R ERA: 15.63	(1, 1)	3.1	L	17	9	6	6	0	0	0	0	0	0	0	17	17	16.20	2.700
Ken Dayley, L ERA:	(4, 1)	1.2		8	3	0	0	0	0	0	0	0	0	0	8	8	0.00	1.800
Bill Campbell, R ERA: 3.86	(6, 1)	2.0		6	0	0	0	2	0	0	0	0	0	0	10	10	0.00	0.000
Andy Hassler, L ERA: 4.5	(8, 1)	2.0		10	3	1	1	1	1	0	0	0	0	0	11	15	4.50	2.000

PITCHER	IP	WLS	BF	H	R	ER	SO	BB	IBB	HBP	BLK	WP	HR	S	P	ERA	WHIP

TOP

Montreal Expos @ St. Louis Cardinals

Busch Stadium, St. Louis, MO

Thu Apr 18 1985, 3:33 AM CST
Att. 19,953 - Unknown

livebaseballscorecards.com

AB	40
R	7
H	15
RBI	7
BB	1
SO	3
LOB	13

WP: 0 PA: 41
PB: 0
SB: 2
CS: 1

Batter	1	2	3	4	5	6	7	8	9	AB	R	H	RBI	BB	SO	LOB
Vince Coleman, S (1, 8) OBP: 0.500, SLG: 0.333	6-3		S 1B (2-3)		BB (4-0)			F7		3	0	1	0	1	0	0
Terry Pendleton, S (1, 5) OBP: 0.306, SLG: 0.324	2B		FC6-4 BB (1-2)		K (0-3)			K		3	0	1	0	1	2	1
Tom Herr, S (1, 4) OBP: 0.417, SLG: 0.379	G6-4-3 BB (4-0)		SF8 (3-H)		F9			F8		2	0	0	1	1	0	1
Jack Clark, R (1, 3) OBP: 0.486, SLG: 0.593	G6-4-3 (1-2f)		FC6-4 (1-2f)			F8			5-3	4	0	0	0	0	0	4
Lonnie Smith, R (1, 7) OBP: 0.310, SLG: 0.208		5-3		F9		6-3			K	4	0	0	0	0	1	0
Andy Van Slyke, L (1, 9) OBP: 0.344, SLG: 0.321		F9		1B		K			BB 1B	4	0	2	0	0	1	0
Michael LaValliere, L (1, 2) OBP: 0.313, SLG: 0.091		F7		F8			G3		BB (1-2)	3	0	0	0	1	0	1
Ozzie Smith, S (1, 6) OBP: 0.258, SLG: 0.345		1B SH1-4 SF8 1B		4-3			6-3		3-1	4	1	1	0	0	0	3
Kurt Kepshire, L (1, 1) OBP: 1.000, SLG: 1.000			SH1-4 (1-2)		5-3		5-3			0	0	0	0	0	0	0
Ken Dayley, L (4, 1)										0	0	0	0	0	0	0
Steve Braun, L (5, PH) OBP: 0.231, SLG: 0.308										1	0	0	0	0	0	0
Bill Campbell, R (6, 1)										0	0	0	0	0	0	0
Art Howe, R (7, PH)										1	0	0	0	0	0	0
Andy Hassler, L (8, 1)										0	0	0	0	0	0	0
Inning Stats	R: 0 E: 0 K: 0 S: 3 H: 1 LOB: 1 BB: 1 P: 7	R: 0 E: 0 K: 0 S: 3 H: 0 LOB: 0 BB: 0 P: 3	R: 1 E: 0 K: 0 S: 5 H: 2 LOB: 2 BB: 1 P: 9	R: 0 E: 0 K: 0 S: 4 H: 1 LOB: 1 BB: 0 P: 4	R: 0 E: 0 K: 1 S: 5 H: 0 LOB: 1 BB: 1 P: 9	R: 0 E: 0 K: 1 S: 5 H: 0 LOB: 0 BB: 0 P: 5	R: 0 E: 0 K: 0 S: 3 H: 0 LOB: 0 BB: 0 P: 3	R: 0 E: 0 K: 1 S: 5 H: 0 LOB: 0 BB: 0 P: 5	R: 0 E: 0 K: 1 S: 6 H: 1 LOB: 2 BB: 1 P: 10	1B: 4 2B: 1 3B: 0 HR: 0	SF: 1 SAC: 1 DP: 1 HBP: 0					

PITCHER		IP	WLS	BF	H	R	ER	SO	BB	IBB	HBP	BLK	WP	HR	S	P	ERA	WHIP
Steve Rogers, R ERA: 3.57	(1, 1)	9.0	W	35	5	1	1	4	4	0	0	0	0	0	39	55	1.00	1.000

PITCHER	IP	WLS	BF	H	R	ER	SO	BB	IBB	HBP	BLK	WP	HR	S	P	ERA	WHIP

BOTTOM

Montreal Expos @ St. Louis Cardinals

Busch Stadium, St. Louis, MO

Thu Apr 18 1985, 3:33 AM CST

Att. 19,953 - Unknown

livebaseballscorecards.com

AB	29
R	1
H	5
RBI	1
BB	4
SO	4
LOB	10

1B: 4	SF: 1	WP: 0	PA: 35
2B: 1	SAC: 1	PB: 0	
3B: 0	DP: 1	SB: 2	
HR: 0	HBP: 0	CS: 0	

Batter	1	2	3	4	5	6	7	8	9	AB	R	H	RBI	BB	SO	LOB
Bob Dernier, R (1, 8) OBP: 0.275, SLG: 0.263	F5	F6			5-3		5-3			4	0	0	0	0	0	2
23 Ryne Sandberg, R (1, 4) OBP: 0.189, SLG: 0.194	S 3B 1B		5-3		F5			5-3		4	1	1	0	0	0	0
Thad Bosley, L (1, 7) OBP: 0.250, SLG: 1.000	1-H 3B		F3			F5		5-3		3	0	1	1	0	0	0
Brian Dayett, R (8, PH) (8, 7) OBP: 0.333, SLG: 0.333										1	0	0	0	0	0	0
Leon Durham, L (1, 3) OBP: 0.296, SLG: 0.240	K		1-3			E HR 1B		6-3		4	1	1	0	0	1	1
Keith Moreland, R (1, 9) OBP: 0.412, SLG: 0.517	F5			F3		F9			G5-4-3 1B	4	0	1	0	0	0	2
Ron Cey, R (1, 5) OBP: 0.294, SLG: 0.419		FC4-6 1B 1B		1B		1-H HR			G5-4-3 1-2f	4	1	3	2	0	0	1
Jody Davis, R (1, 2) OBP: 0.265, SLG: 0.438		F8		F6		5-3			F7	4	0	0	0	0	0	2
Shawon Dunston, R (1, 6) OBP: 0.250, SLG: 0.333		FC4-6 1B 1-2		G3						3	0	1	0	0	0	1
Rick Sutcliffe, L (1, 1)		FC4-6 1-2f 2-3			K					2	0	0	0	0	1	2
Ray Fontenot, L (6, 1)										0	0	0	0	0	0	0
Chris Speier, R (7, PH)										1	0	0	0	0	0	0
Warren Brusstar, R (7, 1)							F8	F8		0	0	0	0	0	0	0
Inning Stats	R: 1 E: 0 K: 1 S: 7 H: 2 LOB: 1 BB: 0 P: 7	R: 0 E: 0 K: 0 S: 5 H: 2 LOB: 2 BB: 0 P: 5	R: 0 E: 0 K: 0 S: 3 H: 0 LOB: 0 BB: 0 P: 3	R: 0 E: 0 K: 0 S: 4 H: 1 LOB: 1 BB: 0 P: 4	R: 0 E: 0 K: 1 S: 5 H: 0 LOB: 0 BB: 0 P: 5	R: 2 E: 1 K: 0 S: 5 H: 2 LOB: 0 BB: 0 P: 5	R: 0 E: 0 K: 0 S: 3 H: 0 LOB: 0 BB: 0 P: 3	R: 0 E: 0 K: 0 S: 3 H: 0 LOB: 0 BB: 0 P: 3	R: 0 E: 0 K: 0 S: 3 H: 1 LOB: 0 BB: 0 P: 3	1B: 6 2B: 0 3B: 1 HR: 1	SF: 0 SAC: 0 DP: 1 HBP: 0						

PITCHER		IP	WLS	BF	H	R	ER	SO	BB	IBB	HBP	BLK	WP	HR	S	P	ERA	WHIP
Bryn Smith, R ERA: 2.57	(1, 1)	6.0	W	25	7	3	3	2	0	0	0	0	0	1	29	29	4.50	1.167
Dan Schatzeder, L ERA: 3.0	(7, 1)	2.0		6	0	0	0	0	0	0	0	0	0	0	6	6	0.00	0.000
Jeff Reardon, R ERA: 1.8	(9, 1)	1.0	S	3	1	0	0	0	0	0	0	0	0	0	3	3	0.00	1.000

PITCHER	IP	WLS	BF	H	R	ER	SO	BB	IBB	HBP	BLK	WP	HR	S	P	ERA	WHIP

TOP

Chicago Cubs @ Montreal Expos

Olympic Stadium, Montreal, QB

Fri Apr 19 1985, 3:33 AM EST
Att. 30,930 - Unknown

livebaseballscorecards.com

AB	34
R	3
H	8
RBI	3
BB	0
SO	2
LOB	11

1B: 6	SF: 0	WP: 0	PA: 34
2B: 0	SAC: 0	PB: 0	
3B: 1	DP: 1	SB: 1	
HR: 1	HBP: 0	CS: 0	

Batter	1	2	3	4	5	6	7	8	9	AB	R	H	RBI	BB	SO	LOB
Tim Raines, S (1, 7) OBP: 0.231, SLG: 0.316	4-3		1-3		1B 2B	1-3 HR 2B 3-H		F6		5	2	2	1	0	0	1
Herm Winningham, L (1, 8) OBP: 0.269, SLG: 0.304	L6		BBBB 4-0 BB		L4	2-H 3-H HR		F7		2	0	0	0	1	0	1
Jim Wohlford, R (6, PH) (7, 9) OBP: 0.444, SLG: 0.750										2	1	1	3	0	0	0
Andre Dawson, R (1, 9) (7, 8) OBP: 0.273, SLG: 0.313	1B 1B		F2		1B 1B	L6		5-3		5	0	2	0	0	0	2
Dan Driessen, L (1, 3) OBP: 0.364, SLG: 0.533	1-3 1B		1-3		1-2 2-H 1B	BBBB 4-0 BB				3	0	2	1	1	0	2
Hubie Brooks, R (1, 6) OBP: 0.297, SLG: 0.371	SSS K			S 1B	SSS K	1-3				4	0	1	0	0	2	5
Tim Wallach, R (1, 5) OBP: 0.286, SLG: 0.457		F8		F3	F8		6-3			4	0	0	0	0	0	3
Vance Law, R (1, 4) OBP: 0.387, SLG: 0.333		F7		F7		E 1B 2B 1B	BBBB 4-0 6-3 S BB			3	1	1	0	1	0	1
Mike Fitzgerald, R (1, 2) OBP: 0.333, SLG: 0.333		6-3		1-2 IBB		E6 2B 1-3 HR 1B	6-3 1-3			3	1	1	0	1	0	1
Bryn Smith, R (1, 1) OBP: 0.250, SLG: 0.500			2B	1-3	SSS K		G3			2	0	1	0	0	0	2
Terry Francona, L (6, PH) OBP: 0.444, SLG: 0.444										1	0	0	0	0	1	2
Dan Schatzeder, L (7, 1)										1	0	0	0	0	0	1
Jeff Reardon, R (9, 1)										0	0	0	0	0	0	0
Inning Stats	R: 0 E: 0 K: 1 S: 7 H: 2 LOB: 2 BB: 0 P: 7	R: 0 E: 0 K: 0 S: 3 H: 0 LOB: 0 BB: 0 P: 3	R: 0 E: 0 K: 0 S: 4 H: 1 LOB: 2 BB: 1 P: 8	R: 0 E: 0 K: 0 S: 4 H: 1 LOB: 2 BB: 1 P: 8	R: 1 E: 0 K: 1 S: 8 H: 3 LOB: 2 BB: 0 P: 8	R: 4 E: 1 K: 1 S: 9 H: 4 LOB: 1 BB: 1 P: 13	R: 0 E: 0 K: 0 S: 3 H: 0 LOB: 1 BB: 1 P: 7	R: 0 E: 0 K: 0 S: 3 H: 0 LOB: 0 BB: 0 P: 3		1B: 7 2B: 3 3B: 0 HR: 1 SF: 0 SAC: 0 DP: 0 HBP: 0						

PITCHER		IP	WLS	BF	H	R	ER	SO	BB	IBB	HBP	BLK	WP	HR	S	P	ERA	WHIP
Rick Sutcliffe, R ERA: 2.45	(1, 1)	5.1	L	28	10	4	4	3	1	1	0	0	0	0	32	40	6.75	2.062
Ray Fontenot, L ERA: 2.25	(6, 1)	0.2		4	1	1	1	0	1	0	0	0	0	1	3	7	13.50	3.000
Warren Brusstar, R ERA:	(7, 1)	2.0		7	0	0	0	0	1	0	0	0	0	0	6	10	0.00	0.500

PITCHER	IP	WLS	BF	H	R	ER	SO	BB	IBB	HBP	BLK	WP	HR	S	P	ERA	WHIP

BOTTOM

Chicago Cubs @ Montreal Expos

Olympic Stadium, Montreal, QB

Fri Apr 19 1985, 3:33 AM EST

Att. 30,930 - Unknown

livebaseballscorecards.com

AB	35
R	5
H	11
RBI	5
BB	4
SO	3
LOB	21

WP: 0 PB: 0 SB: 2 CS: 0 PA: 39

Batter	1	2	3	4	5	6	7	8	9	AB	R	H	RBI	BB	SO	LOB
Bob Dernier, R (1, 8) OBP: 0.273, SLG: 0.244	F8		BB			F8		FC4-6 1-2f		3	0	0	0	1	0	2
Lary Sorensen, R (8, 1)										0	0	0	0	0	0	0
23 Ryne Sandberg, R (1, 4) OBP: 0.171, SLG: 0.175	F7		FC5 2-3f			K			3-1	4	0	0	0	0	1	2
Gary Matthews, R (1, 7) OBP: 0.371, SLG: 0.483	F7			L5			F5		BB	3	0	0	0	1	0	0
Leon Durham, L (1, 3) OBP: 0.258, SLG: 0.207		K		F7			G3		F9	4	0	0	0	0	1	1
Keith Moreland, R (1, 9) OBP: 0.368, SLG: 0.455		K		L4			F7		F8	4	0	0	0	0	1	1
Ron Cey, R (1, 5) OBP: 0.297, SLG: 0.412		5-3			G1			BB 1B		3	0	1	0	0	0	0
Davey Lopes, R (8, PR) (8, 5)										0	0	0	0	0	0	0
Steve Lake, R (1, 2) OBP: 0.667, SLG: 0.667			23 FC5 SH5-4 1B		F5			FC4-6 1-2 BB		2	0	1	0	0	0	0
Thad Bosley, L (8, PH) OBP: 0.400, SLG: 1.000										0	0	0	0	1	0	0
(8, 8)																
Shawon Dunston, R (1, 6) OBP: 0.222, SLG: 0.296			F9		F9			K		3	0	0	0	0	1	3
Steve Trout, L (1, 1)						5-3				1	0	0	0	0	0	0
Richie Hebner, L (8, PH)										1	0	0	0	0	0	2
Jody Davis, R (8, 2) OBP: 0.265, SLG: 0.438			SH5-4 1-2					F8		0	0	0	0	0	0	0
Inning Stats	R: 0 E: 0 K: 0 S: 3 H: 0 LOB: 0 BB: 0 P: 3	R: 0 E: 0 K: 2 S: 7 H: 0 LOB: 0 BB: 0 P: 7	R: 0 E: 0 K: 0 S: 4 H: 1 LOB: 2 BB: 1 P: 8	R: 0 E: 0 K: 0 S: 3 H: 0 LOB: 0 BB: 0 P: 3	R: 0 E: 0 K: 0 S: 3 H: 0 LOB: 0 BB: 0 P: 3	R: 0 E: 0 K: 1 S: 5 H: 0 LOB: 0 BB: 0 P: 5	R: 0 E: 0 K: 0 S: 3 H: 0 LOB: 0 BB: 0 P: 3	R: 0 E: 0 K: 1 S: 6 H: 1 LOB: 2 BB: 1 P: 10	R: 0 E: 0 K: 0 S: 3 H: 0 LOB: 1 BB: 1 P: 7	1B: 2 2B: 0 3B: 0 HR: 0 SF: 0 SAC: 1 DP: 0 HBP: 0	WP: 0 PB: 0 SB: 0 CS: 0 PA: 32					

PITCHER	IP	WLS	BF	H	R	ER	SO	BB	IBB	HBP	BLK	WP	HR	S	P	ERA	WHIP
Bill Gullickson, R (1, 1) ERA: 1.89	7.0	W	25	2	0	0	3	2	0	0	0	0	0	29	37	0.00	0.571
Jeff Reardon, R (8, 1) ERA: 1.29	2.0	S	7	0	0	0	1	1	0	0	0	0	0	8	12	0.00	0.500

PITCHER	IP	WLS	BF	H	R	ER	SO	BB	IBB	HBP	BLK	WP	HR	S	P	ERA	WHIP

TOP

Chicago Cubs @ Montreal Expos

Olympic Stadium, Montreal, QB

Sat Apr 20 1985, 3:33 AM EST

Att. 12,775 - Unknown

livebaseballscorecards.com

AB	28
R	0
H	2
RBI	0
BB	3
SO	4
LOB	11

Chicago Cubs @ Montreal Expos

Olympic Stadium, Montreal, QB

Sat Apr 20 1985, 3:33 AM EST

Att. 12,775 - Unknown

BOTTOM

Batter	1	2	3	4	5	6	7	8	9	AB	R	H	RBI	BB	SO	LOB
Tim Raines, S (1, 7) OBP: 0.238, SLG: 0.300	1-3			4-3		BBBB 4-0 CS BB		SH1-3 2-3		2	0	0	0	1	0	0
Vance Law, R (1, 4) OBP: 0.343, SLG: 0.290	SSS 0-3 K			6-3		SSS 0-3 K 1-2		F3		4	0	0	0	0	2	2
Andre Dawson, R (1, 8) (8, 9) OBP: 0.324, SLG: 0.429	6-3			1B		HR		I-I-I 4-0 S 1B IBB		3	2	2	1	1	0	0
Hubie Brooks, R (1, 6) OBP: 0.317, SLG: 0.385		F8		4-3		1B		1-H 3-H 1B		4	0	2	2	0	0	1
Tim Wallach, R (1, 5) OBP: 0.282, SLG: 0.462		4-3			F8 2B 2B	1-3		SSS 0-3 K		4	1	1	0	0	1	2
Jim Wohlford, R (1, 9) OBP: 0.333, SLG: 0.545		F8			F8 2-3		F8			3	0	0	0	0	0	1
Herm Winningham, L (8, 8) OBP: 0.269, SLG: 0.304										0	0	0	0	0	0	0
Razor Shines, S (1, 3) OBP: 0.125, SLG: 0.125		SSS 0-3 K			6-3		SSS 0-3 K			3	0	0	0	0	2	1
Mike Fitzgerald, R (1, 2) OBP: 0.333, SLG: 0.370		6-3			3-H 2B		1-3			3	0	1	1	0	0	0
Bill Gullickson, R (1, 1) OBP: 0.286, SLG: 0.286		F8			F8			SH1-3 1B 2B		2	0	0	0	0	0	1
Jeff Reardon, R (8, 1)										0	0	0	0	0	0	0
Dan Driessen, L (8, 3) OBP: 0.382, SLG: 0.581										1	1	1	0	0	0	0
Inning Stats	R: 0 E: 0 K: 1 S: 5 H: 0 LOB: 0 BB: 0 P: 5	R: 0 E: 0 K: 0 S: 3 H: 0 LOB: 0 BB: 0 P: 3	R: 0 E: 0 K: 1 S: 5 H: 0 LOB: 0 BB: 0 P: 5	R: 0 E: 0 K: 0 S: 4 H: 1 LOB: 1 BB: 0 P: 4	R: 1 E: 0 K: 0 S: 5 H: 2 LOB: 1 BB: 0 P: 5	R: 1 E: 0 K: 1 S: 6 H: 2 LOB: 1 BB: 1 P: 10	R: 0 E: 0 K: 1 S: 5 H: 0 LOB: 0 BB: 0 P: 5	R: 2 E: 0 K: 1 S: 7 H: 2 LOB: 1 BB: 1 P: 11		1B: 3 2B: 3 3B: 0 HR: 1 SF: 0 SAC: 1 DP: 0 HBP: 0						

PITCHER	IP	WLS	BF	H	R	ER	SO	BB	IBB	HBP	BLK	WP	HR	S	P	ERA	WHIP
Steve Trout, L (1, 1) ERA: 1.13	7.0	L	26	5	2	2	4	1	0	0	0	0	1	33	37	2.57	0.857
Lary Sorensen, R (8, 1) ERA: 9.0	1.0		6	2	2	2	1	0	1	0	0	0	0	7	11	18.00	2.000

PITCHER	IP	WLS	BF	H	R	ER	SO	BB	IBB	HBP	BLK	WP	HR	S	P	ERA	WHIP

AB	29
R	4
H	7
RBI	4
BB	2
SO	5
LOB	8

WP: 0 PA: 32
PB: 0
SB: 1
CS: 1

livebaseballscorecards.com

Chicago Cubs @ Montreal Expos

Olympic Stadium, Montreal, QB

Sun Apr 21 1985, 3:33 AM EST

Att. 13,506 - Unknown

TOP

livebaseballscorecards.com

Batter	1	2	3	4	5	6	7	8	9	AB	R	H	RBI	BB	SO	LOB
Davey Lopes, R (1, 8) (9, 7) OBP: 0.385, SLG: 0.200	1-3 23 BB 1B 1B		1B 1B		G6-4-3 1-2f		G6-4-3 1-2f			4	2	2	0	0	0	2
23 Ryne Sandberg, R (1, 4) OBP: 0.200, SLG: 0.209	B B B B 1-2 1-3 1B 1B BB		F7		2B			6-3		3	1	1	0	1	0	1
Gary Matthews, R (1, 7) OBP: 0.359, SLG: 0.455	1-3 1-2 2-3		1B 1-2 1B		5-3			F8		4	0	1	0	0	0	3
Bob Dernier, R (9, 8) OBP: 0.273, SLG: 0.244										0	0	0	0	0	0	0
Richie Hebner, L (1, 3) OBP: 0.500, SLG: 0.500	CS 2-H 3-H 1B		1-3 2-H 1B			1B SF8 1B		F7		4	1	3	3	0	0	0
Keith Moreland, R (1, 9) OBP: 0.357, SLG: 0.432	S S S K 1-2		F4			G1-4-3 1-3 1B			F9	4	0	1	0	0	1	3
Ron Cey, R (1, 5) OBP: 0.268, SLG: 0.378		F8		F8		SF8 3-H			S S S K	3	0	0	1	0	1	0
Steve Lake, R (1, 2) OBP: 0.429, SLG: 0.429		F9	S S S K			G1-4-3 1-2f			FC5-4 1B	4	0	1	0	0	1	1
Shawon Dunston, R (1, 6) OBP: 0.194, SLG: 0.258		6-3		5-3			1-3		FC5-4 1-2f	4	0	0	0	0	0	1
Dennis Eckersley, R (1, 1) OBP: 0.333, SLG: 0.333			6-3		G6-4-3 1B		G6-4-3 1B			3	0	2	0	0	0	0

	AB	33
	R	4
	H	11
	RBI	4
	BB	1
	SO	3
	LOB	11

Inning Stats																																
	R: 2	E: 0	K: 1	S: 6	H: 2	LOB: 1	BB: 1	P: 10	R: 0	E: 0	K: 0	S: 3	H: 0	LOB: 0	BB: 0	P: 3	R: 1	E: 0	K: 0	S: 6	H: 3	LOB: 2	BB: 0	P: 6	R: 0	E: 0	K: 1	S: 5	H: 0	LOB: 0	BB: 0	P: 5
	R: 0	E: 0	K: 0	S: 4	H: 2	LOB: 1	BB: 0	P: 4	R: 1	E: 0	K: 0	S: 4	H: 2	LOB: 0	BB: 0	P: 4	R: 0	E: 0	K: 0	S: 3	H: 1	LOB: 0	BB: 0	P: 3	R: 0	E: 0	K: 0	S: 3	H: 0	LOB: 0	BB: 0	P: 3
	R: 0	E: 0	K: 1	S: 6	H: 1	LOB: 1	BB: 0	P: 6	1B: 10	2B: 2	3B: 0	HR: 0	SF: 1	SAC: 0	DP: 4	HBP: 0	WP: 0	PB: 0	SB: 0	CS: 1	PA: 35												

PITCHER		IP	WLS	BF	H	R	ER	SO	BB	IBB	HBP	BLK	WP	HR	S	P	ERA	WHIP
David Palmer, R ERA: 5.4	(1, 1)	3.0	L	14	5	3	3	1	1	0	0	0	0	0	15	19	9.00	2.000
Tim Burke, R ERA: 4.32	(4, 1)	3.0		11	4	1	1	1	0	0	0	0	0	0	13	13	3.00	1.333
Bert Roberge, R ERA: 1.8	(7, 1)	2.0		6	1	0	0	0	0	0	0	0	0	0	6	6	0.00	0.500
Rick Grapenthin, R ERA:	(9, 1)	1.0		4	1	0	0	1	0	0	0	0	0	0	6	6	0.00	1.000

PITCHER	IP	WLS	BF	H	R	ER	SO	BB	IBB	HBP	BLK	WP	HR	S	P	ERA	WHIP

Chicago Cubs @ Montreal Expos

Olympic Stadium, Montreal, QB

Sun Apr 21 1985, 3:33 AM EST

Att. 13,506 - Unknown

livebaseballscorecards.com

BOTTOM

Batter	1	2	3	4	5	6	7	8	9	AB	R	H	RBI	BB	SO	LOB
Tim Raines, S (1, 7) OBP: 0.239, SLG: 0.295	F8			5-3			S 1B		4-3	4	0	1	0	0	0	0
Herm Winningham, L (1, 8) OBP: 0.233, SLG: 0.259	F7			G1			K 1-2		F7	4	0	0	0	0	1	1
Andre Dawson, R (1, 9) OBP: 0.293, SLG: 0.385	5-3			6-3			F8		4-3	4	0	0	0	0	0	1
Dan Driessen, L (1, 3) OBP: 0.351, SLG: 0.529		F2			3-1		4-3			3	0	0	0	0	0	1
Tim Wallach, R (1, 5) OBP: 0.286, SLG: 0.452		CS 1B			F8			F4		3	0	1	0	0	0	0
Vance Law, R (1, 4) OBP: 0.342, SLG: 0.294		K			6-3			B5-3 1B		3	0	1	0	0	1	1
U L Washington, S (1, 6) OBP: 0.429, SLG: 0.429		CS 1-2	K				G1-6-3 1B	B5-3 1-2		3	0	1	0	0	1	1
Mike Fitzgerald, R (1, 2) OBP: 0.364, SLG: 0.379			G4-6-3 1B				G1-6-3 1-2f	BB		2	0	1	0	1	0	1
David Palmer, R (1, 1)			G4-6-3 1-2f				4-3	6-3		0	0	0	0	0	0	0
Miguel Dilone, S (3, PH) OBP: 0.500, SLG: 1.000										1	0	0	0	0	0	1
Tim Burke, R (4, 1)										0	0	0	0	0	0	0
Terry Francona, L (6, PH) OBP: 0.400, SLG: 0.400										1	0	0	0	0	0	0
Bert Roberge, R (7, 1)										0	0	0	0	0	0	0
Razor Shines, S (8, PH) OBP: 0.111, SLG: 0.111										1	0	0	0	0	0	2
Rick Grapenthin, R (9, 1)										0	0	0	0	0	0	0
Inning Stats	R: 0 E: 0 K: 0 S: 3	H: 0 LOB: 0 BB: 0 P: 3	R: 0 E: 0 K: 1 S: 5	H: 1 LOB: 0 BB: 0 P: 5	R: 0 E: 0 K: 1 S: 5	H: 1 LOB: 0 BB: 0 P: 5	R: 0 E: 0 K: 0 S: 3	H: 0 LOB: 0 BB: 0 P: 3	R: 0 E: 0 K: 0 S: 3	H: 0 LOB: 0 BB: 0 P: 3	R: 0 E: 0 K: 0 S: 3	H: 1 LOB: 0 BB: 0 P: 3	R: 0 E: 0 K: 1 S: 6	H: 1 LOB: 1 BB: 0 P: 6	R: 0 E: 0 K: 0 S: 4	H: 1 LOB: 2 BB: 1 P: 8	R: 0 E: 0 K: 0 S: 3	H: 0 LOB: 0 BB: 0 P: 3

	AB	29
	R	0
	H	5
	RBI	0
	BB	1
	SO	3
	LOB	9

1B: 5 SF: 0 WP: 0 PA: 31
2B: 0 SAC: 0 PB: 0
3B: 0 DP: 2 SB: 1
HR: 0 HBP: 0 CS: 1

PITCHER	IP	WLS	BF	H	R	ER	SO	BB	IBB	HBP	BLK	WP	HR	S	P	ERA	WHIP
Dennis Eckersley, R (1, 1) ERA: 1.8	9.0	W	30	5	0	0	3	1	0	0	0	0	0	35	39	0.00	0.667

PITCHER	IP	WLS	BF	H	R	ER	SO	BB	IBB	HBP	BLK	WP	HR	S	P	ERA	WHIP

Batter	1	2	3	4	5	6	7	8	9	AB	R	H	RBI	BB	SO	LOB
Juan Samuel, R (1, 4) OBP: 0.275, SLG: 0.451	1B 2B		F8		1-3 2B 1B		4-3 1B 2B	K		5	3	3	0	0	1	2
Luis Aguayo, R (9, 4)										0	0	0	0	0	0	0
Garry Maddox, R (1, 8) OBP: 0.429, SLG: 0.462	1B 2-3 1B		K		1-H 3-H 2B		4-3 2-3	E4 1-3 2-H 1B		5	1	3	3	0	1	1
Von Hayes, L (1, 7) OBP: 0.400, SLG: 0.419	F9 1-3 3-H 1B		K		K		G6-4-3 3-H 1B	PB 2-H 3-H 1B		5	0	3	4	0	2	1
Mike Schmidt, R (1, 5) OBP: 0.250, SLG: 0.184	F9 1-2			2B	K		G6-4-3 1-2f	PB BB		4	0	1	0	1	1	4
Ozzie Virgil, R (1, 2) OBP: 0.306, SLG: 0.400	F3			F3		G1-6-3 5-3 HBP		HR 1B	F7 1-2 2-3	4	1	1	0	0	0	5
Glenn Wilson, R (1, 9) OBP: 0.311, SLG: 0.442	6-3			F8	5-3 1-2			1-H HR	F9	5	1	1	2	0	0	4
John Russell, R (1, 3) OBP: 0.176, SLG: 0.133		F9	6-3		G1-6-3 2-3			FC3-5 1B 1B	F7	3	0	0	0	0	0	2
Tim Corcoran, L (7, 3) OBP: 0.355, SLG: 0.345										2	0	1	0	0	0	0
Steve Jeltz, S (1, 6) OBP: 0.282, SLG: 0.200		K			FC1-6 1B	IBB		1-2 E FC3-5 1B	K	4	1	2	0	1	2	0
Shane Rawley, R (1, 1)		K			FC1-6 1-2f	5-3		FC3-5 E 1-2 2-3f 1B		3	1	0	0	0	1	3
Charles Hudson, S (6, 1)										0	0	0	0	0	0	0
Don Carman, L (7, 1)										0	0	0	0	0	0	0
Larry Andersen, R (7, 1)										1	1	0	0	0	0	2
Pat Zachry, R (9, 1)										0	0	0	0	0	0	0
Inning Stats	R: 1 E: 0 K: 0 S: 6 H: 3 LOB: 2 BB: 0 P: 6	R: 0 E: 0 K: 2 S: 7 H: 0 LOB: 0 BB: 0 P: 7	R: 0 E: 0 K: 2 S: 7 H: 0 LOB: 0 BB: 0 P: 7	R: 0 E: 0 K: 0 S: 4 H: 1 LOB: 1 BB: 0 P: 4	R: 2 E: 0 K: 2 S: 10 H: 3 LOB: 1 BB: 0 P: 10	R: 0 E: 0 K: 0 S: 3 H: 0 LOB: 0 BB: 0 P: 8	R: 1 E: 0 K: 0 S: 4 H: 2 LOB: 0 BB: 0 P: 4	R: 5 E: 1 K: 1 S: 11 H: 6 LOB: 2 BB: 1 P: 15	R: 0 E: 0 K: 1 S: 5 H: 0 LOB: 0 BB: 0 P: 5	1B: 10 2B: 4 3B: 0 HR: 1 SF: 0 SAC: 0 DP: 1 HBP: 1							

TOP

Philadelphia Phillies @ Montreal Expos

Olympic Stadium, Montreal, QB

Mon Apr 22 1985, 3:33 AM EST

Att. 6,249 - Unknown

livebaseballscorecards.com

AB	41
R	9
H	15
RBI	9
BB	2
SO	8
LOB	24

WP: 0 PB: 1 SB: 0 CS: 0 PA: 44

PITCHER		IP	WLS	BF	H	R	ER	SO	BB	IBB	HBP	BLK	WP	HR	S	P	ERA	WHIP
Joe Hesketh, L ERA: 3.0	(1, 1)	5.0	L	22	7	3	3	6	0	0	0	0	0	0	34	34	5.40	1.400
Rick Grapenthin, R ERA: 3.86	(6, 1)	1.1		7	1	1	1	0	0	1	1	0	0	0	5	10	6.75	0.750
Dan Schatzeder, L ERA: 7.36	(7, 1)	1.1		10	7	5	4	1	0	0	0	0	0	1	12	12	27.00	5.250
Bert Roberge, R ERA: 1.69	(8, 1)	0.1		2	0	0	0	0	1	0	0	0	0	0	1	5	0.00	3.000
Tim Burke, R ERA: 3.86	(9, 1)	1.0		3	0	0	0	1	0	0	0	0	0	0	5	5	0.00	0.000

PITCHER	IP	WLS	BF	H	R	ER	SO	BB	IBB	HBP	BLK	WP	HR	S	P	ERA	WHIP

BOTTOM

Philadelphia Phillies @ Montreal Expos

Olympic Stadium, Montreal, QB

Mon Apr 22 1985, 3:33 AM EST

Att. 6,249 - Unknown

Batter	1	2	3	4	5	6	7	8	9	AB	R	H	RBI	BB	SO	LOB
Tim Raines, S (1, 7) OBP: 0.255, SLG: 0.306	F9		F8		6-3		1B		1B	5	0	2	0	0	0	0
Jim Wohlford, R (1, 9) Terry Francona, L (7, PH) OBP: 0.455, SLG: 0.455 Herm Winningham, L (7, PR) OBP: 0.226, SLG: 0.250 (8, 8)	F7		F8		6-3		1-2 2-3 1B		K	3 1 1	0 0 0	0 1 0	0 0 0	0 0 0	0 0 1	0 0 1
Andre Dawson, R (1, 8) OBP: 0.311, SLG: 0.465 (8, 9)	1B		HR			F4	G1-2-3 3-Hf			4	1	2	1	0	0	3
Hubie Brooks, R (1, 6) OBP: 0.333, SLG: 0.419	1-2 1B		5-3			5-3		2B		4	0	2	0	0	0	0
Dan Driessen, L (1, 3) OBP: 0.317, SLG: 0.474	K			F9		E3 1B		F3		4	0	0	0	0	1	3
Tim Wallach, R (1, 5) OBP: 0.283, SLG: 0.435		6-3		4-3		1-2 1B		K		4	0	1	0	0	1	1
Vance Law, R (1, 4) OBP: 0.366, SLG: 0.333 Dan Schatzeder, L (7, 1) Bert Roberge, R (8, 1) Razor Shines, S (8, PH) OBP: 0.100, SLG: 0.100 Tim Burke, R (9, 1)	2B			BB		K		L6		2 0 0 1 0	0 0 0 0 0	1 0 0 0 0	0 0 0 0 0	1 0 0 0 0	1 0 0 1 0	2 0 0 1 0
Mike Fitzgerald, R (1, 2) OBP: 0.351, SLG: 0.344	5-3		F3				FC5-4 BB		4-3	3	0	0	0	1	0	2
Joe Hesketh, R (1, 1) OBP: 0.250, SLG: 0.250 Miguel Dilone, S (5, PH) OBP: 0.400, SLG: 0.750 Rick Grapenthin, R (6, 1) U L Washington, S (7, 4) OBP: 0.333, SLG: 0.333	5-3				6-3		FC5-4 1B 1B 1-2f G1-2-3		F9	1 1 0 2	0 0 0 0	0 0 0 0	0 0 0 0	0 0 0 0	0 0 0 0	1 0 0 1
Inning Stats	R: 0 H: 2 E: 0 LOB: 2 K: 1 BB: 0 S: 7 P: 7	R: 0 H: 1 E: 0 LOB: 1 K: 0 BB: 0 S: 4 P: 4	R: 1 H: 1 E: 0 LOB: 0 K: 0 BB: 0 S: 4 P: 4	R: 0 H: 0 E: 0 LOB: 1 K: 0 BB: 1 S: 3 P: 7	R: 0 H: 0 E: 0 LOB: 0 K: 0 BB: 0 S: 3 P: 3	R: 0 H: 1 E: 1 LOB: 2 K: 1 BB: 0 S: 7 P: 7	R: 0 H: 2 E: 0 LOB: 2 K: 0 BB: 1 S: 4 P: 8	R: 0 H: 1 E: 0 LOB: 1 K: 1 BB: 0 S: 6 P: 6	R: 0 H: 1 E: 0 LOB: 1 K: 1 BB: 0 S: 6 P: 6	1B: 6 2B: 2 3B: 0 HR: 1	SF: 0 SAC: 0 DP: 1 HBP: 0			WP: 0 PB: 0 SB: 0 CS: 0	PA: 38		

PITCHER	IP	WLS	BF	H	R	ER	SO	BB	IBB	HBP	BLK	WP	HR	S	P	ERA	WHIP
Shane Rawley, L (1, 1) ERA: 2.08	5.2	W	24	5	1	1	1	1	0	0	0	0	1	25	29	1.59	1.059
Charles Hudson, R (6, 1) ERA: 4.5	0.2		4	1	0	0	1	1	0	0	0	0	0	5	9	0.00	3.000
Don Carman, L (7, 1) ERA:	0.0		1	1	0	0	0	0	0	0	0	0	0	1	1	∞	∞
Larry Andersen, R (7, 1) ERA: 6.75	1.2		5	1	0	0	1	0	0	0	0	0	0	7	7	0.00	0.600
Pat Zachry, R (9, 1) ERA: 3.86	1.0		4	1	0	0	1	0	0	0	0	0	0	6	6	0.00	1.000

PITCHER	IP	WLS	BF	H	R	ER	SO	BB	IBB	HBP	BLK	WP	HR	S	P	ERA	WHIP

AB	36
R	1
H	9
RBI	1
BB	2
SO	4
LOB	15

livebaseballscorecards.com

Philadelphia Phillies @ Montreal Expos

Olympic Stadium, Montreal, QB

Wed Apr 24 1985, 3:33 AM EST

Att. 10,417 - Unknown

TOP

livebaseballscorecards.com

Batter	1	2	3	4	5	6	7	8	9	AB	R	H	RBI	BB	SO	LOB
Juan Samuel, R (1, 4) OBP: 0.295, SLG: 0.441	0-0 1B S SF8 1B	0-0 G5-3 2-3f			0-0 6-3		0-0 6-3		0-0 SF8 2-H	4	1	1	1	0	0	2
Jeff Stone, L (1, 7) OBP: 0.347, SLG: 0.532	0-0 SF8 1-3 1B		0-0 F8 1B		0-0 6-3		4-0 BB		0-0 HR	3	0	2	0	0	0	0
Garry Maddox, R (5, 8) OBP: 0.529, SLG: 0.714										1	1	1	1	1	0	0
Von Hayes, L (1, 8) (5, 9) OBP: 0.383, SLG: 0.380	0-0 SF8 1-2 3-H		0-3 K		0-0 E1		0-3 K		0-0 F7	4	0	0	1	0	2	2
Mike Schmidt, R (1, 5) OBP: 0.276, SLG: 0.277	0-0 F9		0-0 F8 1-2		0-0 F8		0-0 F6		0-0 HR	5	1	1	1	0	0	4
Tim Corcoran, L (1, 3) OBP: 0.400, SLG: 0.389	0-3 K		4-0 BB			0-0 F9 1B		0-0 6-3	0-0 6-3	4	0	1	0	1	1	1
Ozzie Virgil, R (1, 2) OBP: 0.317, SLG: 0.550		0-0 HR	0-0 6-3			0-0 F4		0-0 HR		4	2	2	2	0	0	3
Greg Gross, L (1, 9) OBP: 0.300, SLG: 0.368 (5, 7) Don Carman, L (8, 1)	0-0 G5-3 1B			0-0 3-1		0-0 1-2 1B		0-0 4-3		4	0	2	0	0	0	0
										0	0	0	0	0	0	0
Steve Jeltz, S (1, 6) OBP: 0.273, SLG: 0.200 John Wockenfuss, R (6, PH) Luis Aguayo, R (6, 6)	0-0 1-2 1B			0-0 6-3		0-0 F9 2-3		0-0 F8		2	0	1	0	0	0	0
										1	0	0	0	0	0	2
										1	0	0	0	0	0	0
John Denny, R (1, 1) Darren Daulton, L (6, PH) OBP: 0.167, SLG: 0.167 Pat Zachry, R (6, 1) Glenn Wilson, R (8, 7) OBP: 0.319, SLG: 0.467		0-0 B3		0-3 K		0-3 K			0-0 WP SF8 2B	2	0	0	0	0	1	2
										1	0	0	0	0	1	2
										0	0	0	0	0	0	0
										1	1	1	0	0	0	0

Inning Stats	1	2	3	4	5	6	7	8	9
	R: 1 H: 2 E: 0 LOB: 1 K: 1 BB: 0 S: 7 P: 7	R: 1 H: 3 E: 0 LOB: 1 K: 0 BB: 0 S: 5 P: 5	R: 0 H: 1 E: 0 LOB: 2 K: 1 BB: 1 S: 6 P: 10	R: 0 H: 0 E: 0 LOB: 0 K: 1 BB: 0 S: 5 P: 5	R: 0 H: 0 E: 1 LOB: 1 K: 0 BB: 0 S: 4 P: 4	R: 0 H: 2 E: 0 LOB: 2 K: 1 BB: 0 S: 7 P: 7	R: 0 H: 0 E: 0 LOB: 1 K: 1 BB: 1 S: 5 P: 9	R: 1 H: 1 E: 0 LOB: 0 K: 0 BB: 0 S: 4 P: 4	R: 3 H: 3 E: 0 LOB: 0 K: 0 BB: 0 S: 6 P: 6

	AB	37
	R	6
	H	12
	RBI	6
	BB	2
	SO	5
	LOB	18

1B: 7 SF: 2
2B: 1 SAC: 0
3B: 0 DP: 1
HR: 4 HBP: 0

WP: 1 PA: 41
PB: 0
SB: 1
CS: 0

PITCHER		IP	WLS	BF	H	R	ER	SO	BB	IBB	HBP	BLK	WP	HR	S	P	ERA	WHIP
Bryn Smith, R ERA: 2.7	(1, 1)	6.0	W	27	8	2	2	4	1	0	0	0	0	1	34	38	3.00	1.500
Dan Schatzeder, L ERA: 9.0	(7, 1)	2.2		13	4	4	4	1	1	0	0	0	1	3	14	18	13.50	1.875
Tim Burke, R ERA: 3.72	(9, 1)	0.1	S	1	0	0	0	0	0	0	0	0	0	0	1	1	0.00	0.000

PITCHER	IP	WLS	BF	H	R	ER	SO	BB	IBB	HBP	BLK	WP	HR	S	P	ERA	WHIP

BOTTOM

Philadelphia Phillies @ Montreal Expos

Olympic Stadium, Montreal, QB

Wed Apr 24 1985, 3:33 AM EST

Att. 10,417 - Unknown

livebaseballscorecards.com

Batter	1	2	3	4	5	6	7	8	9	AB	R	H	RBI	BB	SO	LOB
Tim Raines, S (1, 7) OBP: 0.281, SLG: 0.370	4-3		BBBB G4-6-3 BB		2-H 1B 3B	1-H 1B 2B		F8		4	2	2	2	1	0	0
Miguel Dilone, S (1, 8) OBP: 0.357, SLG: 0.462 Dan Schatzeder, L (7, 1) OBP: 0.500, SLG: 0.500 Tim Burke, R (9, 1)	4-3		G4-6-3 1-2f		3-H CS 1B	3-H 1B E 1B		2-3 1B		4 1 0	1 0 0	2 1 0	2 0 0	0 0 0	0 0 0	1 0 0
Terry Francona, L (1, 9) OBP: 0.438, SLG: 0.400 Jim Wohlford, R (7, 9) OBP: 0.263, SLG: 0.353	G3		L4		BBBB 1-2 S 1B BB	1-H E9 1B		2-3 1-2		3 1	1 0	1 0	0 0	1 0	0 0	0 1
Dan Driessen, L (1, 3) OBP: 0.360, SLG: 0.511		G6-4-3 1B		4-3 SF8 2B	BBI 1-2 1B IBB	I 4-0 IBB		F7		3	1	2	0	2	0	1
Hubie Brooks, R (1, 6) OBP: 0.352, SLG: 0.431		G6-4-3 1-2f		2-3 4-3	1-3 2-H 1B	F9				4	0	1	1	0	0	4
Tim Wallach, R (1, 5) OBP: 0.327, SLG: 0.462		BB 1B 1B		3-H SF8	6-3		BBBB 4-0 BB			2	0	1	1	1	0	2
Vance Law, R (1, 4) OBP: 0.388, SLG: 0.349		BB 1-2 1B		6-3		SSS 1-3	SSS K			4	0	1	0	0	1	1
Mike Fitzgerald, R (1, 2) OBP: 0.378, SLG: 0.342		BBBB 4-0 1-2 2-3 BB			SH2-4 3B 1B	SSS K	F9			3	1	1	0	1	1	1
Bryn Smith, R (1, 1) OBP: 0.333, SLG: 0.500 Herm Winningham, L (7, 8) OBP: 0.242, SLG: 0.241		SSS K			SH2-4 1-2	E 1B	4-3			2 1	1 0	1 0	0 0	0 0	1 0	3 1
Inning Stats	R: 0 E: 0 K: 0 S: 3 H: 0 LOB: 0 BB: 0 P: 3	R: 0 E: 0 K: 1 S: 7 H: 3 LOB: 3 BB: 1 P: 11	R: 0 E: 0 K: 0 S: 2 H: 0 LOB: 0 BB: 1 P: 6	R: 1 E: 0 K: 0 S: 4 H: 1 LOB: 0 BB: 0 P: 4	R: 3 E: 0 K: 0 S: 6 H: 4 LOB: 2 BB: 2 P: 14	R: 3 E: 2 K: 1 S: 9 H: 4 LOB: 2 BB: 1 P: 13	R: 0 E: 0 K: 1 S: 5 H: 0 LOB: 1 BB: 1 P: 9	R: 0 E: 0 K: 0 S: 4 H: 1 LOB: 1 BB: 0 P: 4		1B: 10 2B: 2 3B: 1 HR: 0	SF: 1 SAC: 1 DP: 2 HBP: 0						

AB	32
R	7
H	13
RBI	6
BB	6
SO	3
LOB	15

WP: 0 PB: 0 SB: 1 CS: 1 PA: 40

PITCHER		IP	WLS	BF	H	R	ER	SO	BB	IBB	HBP	BLK	WP	HR	S	P	ERA	WHIP
John Denny, R ERA: 4.3	(1, 1)	5.0	L	24	8	4	4	1	3	1	0	0	0	0	22	38	7.20	2.200
Pat Zachry, R ERA: 6.23	(6, 1)	2.0		12	4	3	2	2	1	1	0	0	0	0	14	22	9.00	2.500
Don Carman, L ERA:	(8, 1)	1.0		4	1	0	0	0	0	0	0	0	0	0	4	4	0.00	1.000

PITCHER	IP	WLS	BF	H	R	ER	SO	BB	IBB	HBP	BLK	WP	HR	S	P	ERA	WHIP

Batter	1	2	3	4	5	6	7	8	9	AB	R	H	RBI	BB	SO	LOB
Vince Coleman, S (1, 8) OBP: 0.389, SLG: 0.424	S FC3-2 1B		F6		L5			4-3		4	0	1	0	0	0	0
Lonnie Smith, R (1, 7) OBP: 0.397, SLG: 0.388	F5		1B			F7		K		4	0	1	0	0	1	1
Tom Herr, S (1, 4) OBP: 0.485, SLG: 0.442	FC3-2 FC5-4 1-H		F7			1B		BB 1B		4	0	2	0	0	0	2
Jack Clark, R (1, 3) OBP: 0.446, SLG: 0.577	FC5-4 1-2f			HR		F7		1-2 BB		3	1	1	1	1	0	2
Andy Van Slyke, L (1, 9) OBP: 0.407, SLG: 0.408		E6 1B SF8		F7		G3		4-3		4	1	0	0	0	0	3
Terry Pendleton, S (1, 5) OBP: 0.254, SLG: 0.300		G4-3 1-3 1B		F7			F7		4-3	4	0	1	0	0	0	0
Michael LaValliere, L (1, 2) OBP: 0.308, SLG: 0.207		SF8 3-H		F8			2B		K	3	0	1	1	0	1	0
Ozzie Smith, S (1, 6) OBP: 0.293, SLG: 0.314		G4-3 1-2f			G3		5-3		4-3	4	0	0	0	0	0	2
Danny Cox, R (1, 1) OBP: 0.143, SLG: 0.143			5-3		L3		4-3			2	0	0	0	0	0	0
Steve Braun, L (7, PH) OBP: 0.188, SLG: 0.250										1	0	0	0	0	0	1
Jeff Lahti, R (7, 1)										0	0	0	0	0	0	0
Ricky Horton, L (8, 1)										0	0	0	0	0	0	0
Inning Stats	R: 0 E: 0 K: 0 S: 4 H: 1 LOB: 1 BB: 0 P: 4	R: 1 E: 1 K: 0 S: 4 H: 1 LOB: 0 BB: 0 P: 4	R: 0 E: 0 K: 0 S: 4 H: 1 LOB: 1 BB: 0 P: 4	R: 1 E: 0 K: 0 S: 4 H: 1 LOB: 0 BB: 0 P: 4	R: 0 E: 0 K: 0 S: 3 H: 0 LOB: 0 BB: 0 P: 3	R: 0 E: 0 K: 0 S: 4 H: 1 LOB: 1 BB: 0 P: 4	R: 0 E: 0 K: 0 S: 4 H: 1 LOB: 1 BB: 0 P: 4	R: 0 E: 0 K: 1 S: 6 H: 1 LOB: 2 BB: 1 P: 10	R: 0 E: 0 K: 1 S: 5 H: 0 LOB: 0 BB: 0 P: 5	1B: 5 2B: 1 3B: 0 HR: 1 SF: 1 SAC: 0 DP: 1 HBP: 0						

PITCHER	IP	WLS	BF	H	R	ER	SO	BB	IBB	HBP	BLK	WP	HR	S	P	ERA	WHIP
Bill Gullickson, R (1, 1) ERA: 1.75	6.2	W	26	6	2	1	0	0	0	0	0	0	1	26	26	1.35	0.900
Jeff Reardon, R (7, 1) ERA: 0.73	2.1	S	9	1	0	0	2	1	0	0	0	0	0	12	16	0.00	0.857

PITCHER	IP	WLS	BF	H	R	ER	SO	BB	IBB	HBP	BLK	WP	HR	S	P	ERA	WHIP

TOP

St. Louis Cardinals @ Montreal Expos

Olympic Stadium, Montreal, QB

Thu Apr 25 1985, 3:33 AM EST

Att. 10,203 - Unknown

livebaseballscorecards.com

AB	33
R	2
H	7
RBI	2
BB	1
SO	2
LOB	11

WP: 0 PB: 0 SB: 2 CS: 0 PA: 35

Batter	1	2	3	4	5	6	7	8	9	AB	R	H	RBI	BB	SO	LOB
Tim Raines, S (1, 7) OBP: 0.262, SLG: 0.345	F8		K		5-3			1-3		4	0	0	0	0	1	2
Miguel Dilone, S (1, 8) OBP: 0.353, SLG: 0.400 Herm Winningham, L (8, 8) OBP: 0.265, SLG: 0.267	E BB		CS 1-2	4-3	4-3			E 1B 1B		2 1	1 1	0 1	0 0	1 0	0 0	1 0
Andre Dawson, R (1, 9) OBP: 0.315, SLG: 0.500	5-3 1-H			HR		F5		1-H 1B		4	1	2	2	0	0	0
Dan Driessen, L (1, 3) OBP: 0.370, SLG: 0.531	F8			1B 2B		G1-6-3 1B		K		4	1	2	0	0	1	1
Hubie Brooks, R (1, 6) OBP: 0.328, SLG: 0.400		F4		F9		G1-6-3 1-2f		F7		4	0	0	0	0	0	3
Tim Wallach, R (1, 5) OBP: 0.328, SLG: 0.455		K		1B 2-H			K			3	0	1	1	0	2	0
Vance Law, R (1, 4) OBP: 0.365, SLG: 0.326		F9		F8			K			3	0	0	0	0	1	1
Mike Fitzgerald, R (1, 2) OBP: 0.417, SLG: 0.375			CS BB		SH3-4 1B		1B			2	0	2	0	1	0	0
Bill Gullickson, R (1, 1) OBP: 0.250, SLG: 0.250 Jeff Reardon, R (7, 1)			F8		SH3-4 1-2		K			1 1	0 0	0 0	0 0	0 0	0 1	1 1
Inning Stats	R: 1 E: 1 K: 0 S: 3 H: 0 LOB: 0 BB: 1 P: 7	R: 0 E: 0 K: 1 S: 5 H: 0 LOB: 0 BB: 0 P: 5	R: 0 E: 0 K: 1 S: 4 H: 0 LOB: 0 BB: 1 P: 8	R: 2 E: 0 K: 0 S: 6 H: 3 LOB: 1 BB: 0 P: 6	R: 0 E: 0 K: 0 S: 4 H: 1 LOB: 1 BB: 0 P: 4	R: 0 E: 0 K: 0 S: 3 H: 1 LOB: 0 BB: 0 P: 3	R: 0 E: 0 K: 3 S: 10 H: 1 LOB: 1 BB: 0 P: 10	R: 1 E: 1 K: 1 S: 7 H: 2 LOB: 1 BB: 0 P: 7		1B: 6 2B: 1 3B: 0 HR: 1 SF: 0 SAC: 1 DP: 1 HBP: 0						

BOTTOM

St. Louis Cardinals @ Montreal Expos

Olympic Stadium, Montreal, QB

Thu Apr 25 1985, 3:33 AM EST

Att. 10,203 - Unknown

livebaseballscorecards.com

AB	29
R	4
H	8
RBI	3
BB	2
SO	6
LOB	10

WP: 0 PB: 0 SB: 0 CS: 1 PA: 33

PITCHER		IP	WLS	BF	H	R	ER	SO	BB	IBB	HBP	BLK	WP	HR	S	P	ERA	WHIP
Danny Cox, R ERA: 2.75	(1, 1)	6.0	L	23	5	3	2	2	2	0	0	0	0	1	25	33	3.00	1.167
Jeff Lahti, R ERA:	(7, 1)	1.1		7	3	1	0	3	0	0	0	0	0	0	13	13	0.00	2.250
Ricky Horton, L ERA: 1.04	(8, 1)	0.2		2	0	0	0	1	0	0	0	0	0	0	4	4	0.00	0.000

PITCHER	IP	WLS	BF	H	R	ER	SO	BB	IBB	HBP	BLK	WP	HR	S	P	ERA	WHIP

Batter	1	2	3	4	5	6	7	8	9	AB	R	H	RBI	BB	SO	LOB
Vince Coleman, S (1, 8) OBP: 0.390, SLG: 0.432	SSS 0-3 ① K		x 0-0 S 4-3 2B	SSS 0-3 ③ K			x 0-0 ② FC6-4 S 1-2f	BBB 4-0 1-2 2-3 BB		4	1	1	0	1	2	1
Lonnie Smith, R (1, 7) OBP: 0.387, SLG: 0.365	x 0-0 ② 5-3		H 1-0 4-3 S WP 2-3 HBP		SSS 0-3 ① K		x 0-0 ③ F9 1-2	SSS 0-3 ③ K		3	1	0	0	0	1	1
Ken Dayley, L (7, 1)										0	0	0	0	0	0	0
Willie McGee, S (8, PH) OBP: 0.320, SLG: 0.458										1	0	0	0	0	1	3
Andy Hassler, L (8, 1)										0	0	0	0	0	0	0
Tom Herr, S (1, 4) OBP: 0.493, SLG: 0.474	x 0-0 S 1B		x 0-0 ② 4-3 1-3 3-H		x 0-0 ② L4			x 0-0 1B 1B	x 0-0 G3 2B	5	1	3	1	0	0	1
Jack Clark, R (1, 3) OBP: 0.443, SLG: 0.545	SSS 0-3 ③ K 1-2		BBB 4-0 2B 3-H BB		x 0-0 ③ F9			x 0-0 ① F8	BBB 4-0 G3 BB	3	0	0	0	2	1	2
Andy Van Slyke, L (1, 9) OBP: 0.406, SLG: 0.426		x 0-0 ① F6	x 0-0 1-3 2B			x 0-0 ① G3		x 0-0 1B 1-3 2B 1B	SSS 0-3 ① K	5	1	2	0	0	1	2
Terry Pendleton, S (1, 5) OBP: 0.294, SLG: 0.317		x 0-0 4-3 S 1B	III 4-0 IBB			BBB 4-0 G4-6-3 BB		x 0-0 1-2 3-H 2B 1B	x 0-0 ② G3 1-2 2-3	3	1	2	1	2	0	2
Michael LaValliere, L (1, 2) OBP: 0.273, SLG: 0.176		x 0-0 ② 4-3 1-3	x 0-0 ③ 4-3			x 0-0 ② ③ G4-6-3 1-2f		SSS 0-3 ② K	x 0-0 ③ F7	5	0	0	0	0	1	9
Ozzie Smith, S (1, 6) OBP: 0.279, SLG: 0.296	x 0-0 ③ F8		x 0-0 ① 4-3			x 0-0 ① F8	x	x 0-0 BB 1-H 2-H 2B		3	0	0	0	0	0	1
Mike Jorgensen, L (8, PH) OBP: 0.500, SLG: 0.600										1	0	1	2	0	0	0
(8, 7)																
Bob Forsch, R (1, 1) OBP: 0.167, SLG: 0.167			x 0-0 ① 4-3	x 0-0 ② 6-3			H 1-0 FC6-4 HBP	BBB 4-0 BB BB		2	0	0	0	0	0	0
Bill Campbell, R (4, 1)										0	0	0	0	0	0	0
Steve Braun, L (7, PH) OBP: 0.278, SLG: 0.250										0	0	0	0	1	0	0
(7, 7)																
Ivan De Jesus, R (8, PR) OBP: 0.500, SLG: 0.500										0	0	0	0	0	0	0
(8, 6)																

TOP

St. Louis Cardinals @ Montreal Expos

Olympic Stadium, Montreal, QB

Fri Apr 26 1985, 3:33 AM EST
Att. 10,264 - Unknown

livebaseballscorecards.com

AB	35
R	5
H	9
RBI	4
BB	6
SO	7
LOB	22

Inning Stats	1	2	3	4	5	6	7	8	9
	R: 0 E: 0 K: 2 S: 8	H: 1 LOB: 1 BB: 0 P: 8	R: 0 E: 0 K: 0 S: 4	H: 1 LOB: 1 BB: 0 P: 4	R: 2 E: 0 K: 0 S: 5	H: 2 LOB: 3 BB: 2 P: 14	R: 0 E: 0 K: 1 S: 5	H: 0 LOB: 0 BB: 0 P: 5	R: 0 E: 0 K: 1 S: 5	H: 0 LOB: 0 BB: 0 P: 5
	R: 0 E: 0 K: 0 S: 2	H: 0 LOB: 0 BB: 1 P: 6	R: 0 E: 0 K: 0 S: 3	H: 0 LOB: 1 BB: 0 P: 4	R: 3 E: 0 K: 2 S: 11	H: 4 LOB: 3 BB: 2 P: 19	R: 0 E: 0 K: 1 S: 6	H: 1 LOB: 2 BB: 1 P: 10	1B: 5 2B: 4 3B: 0 HR: 0	SF: 0 SAC: 0 DP: 1 HBP: 2	WP: 1 PB: 0 SB: 5 CS: 0	PA: 43

PITCHER		IP	WLS	BF	H	R	ER	SO	BB	IBB	HBP	BLK	WP	HR	S	P	ERA	WHIP
David Palmer, R ERA: 4.5	(1, 1)	6.0	W	25	4	2	2	4	2	1	1	0	1	0	29	42	3.00	1.000
Bert Roberge, R ERA: 1.23	(7, 1)	1.0		4	0	0	0	0	0	0	1	0	0	0	3	4	0.00	0.000
Rick Grapenthin, R ERA: 12.0	(8, 1)	0.2		7	4	3	3	1	1	0	0	0	0	0	8	12	40.50	7.500
Tim Burke, R ERA: 3.27	(8, 1)	1.1		7	1	0	0	2	2	0	0	0	0	0	9	17	0.00	2.250

PITCHER	IP	WLS	BF	H	R	ER	SO	BB	IBB	HBP	BLK	WP	HR	S	P	ERA	WHIP

Batter	1	2	3	4	5	6	7	8	9	AB	R	H	RBI	BB	SO	LOB
Tim Raines, S (1, 7) OBP: 0.273, SLG: 0.339	F9		SH1-3 BB 2B 1B	L4		1B S FC3 BB	G6-4-3 1-2f			4	2	1	0	1	0	2
Miguel Dilone, S (1, 8) OBP: 0.381, SLG: 0.389	HR 1B		1-2 SH1-3 2B BB	G3 2-3		F8 1-2		F9		3	2	1	0	1	0	2
Bert Roberge, R (7, 1)										0	0	0	0	0	0	0
Doug Flynn, R (8, 4)										1	0	0	0	0	0	0
Andre Dawson, R (1, 9) OBP: 0.333, SLG: 0.564	1-H HR		1-2 2-3 SH1-3	K		FC3 2-3 HR 1B		F8		3	2	2	2	0	1	1
Jim Wohlford, R (8, 9) OBP: 0.250, SLG: 0.333										1	0	0	0	0	0	0
Dan Driessen, L (1, 3) OBP: 0.390, SLG: 0.538	1B 9-2 2B		2B IBB		E3 SF8	FC3 IBB		3-1		3	1	1	0	2	0	0
Hubie Brooks, R (1, 6) OBP: 0.339, SLG: 0.431	2-3 1B		1-3 2-H 3-H 2B		SF8 3-H	FC3 1-2f 2-3 3-H HR				3	1	2	4	0	0	2
Tim Wallach, R (1, 5) OBP: 0.355, SLG: 0.534	9-2 3-Hf		IBB		1B 6-3 2B	1-H 3-H HR				3	2	2	3	1	0	2
Vance Law, R (1, 4) OBP: 0.375, SLG: 0.327			B3-6-4 BB	K	6-3 2-3 1B	K				3	0	1	0	1	2	3
Sal Butera, R (8, 2)										0	0	0	0	0	0	0
Mike Fitzgerald, R (1, 2) OBP: 0.404, SLG: 0.349			K	6-3	6-3 1-2 3-H		G6-4-3 BB			3	0	0	1	1	1	5
Rick Grapenthin, R (8, 1)										0	0	0	0	0	0	0
Tim Burke, R (8, 1)										0	0	0	0	0	0	0
David Palmer, R (1, 1) OBP: 0.200, SLG: 0.400		B3-6-4 1-2f		G3 2B	K		K			3	0	1	0	0	1	2
Herm Winningham, L (7, 8) OBP: 0.257, SLG: 0.258										1	0	0	0	0	1	1
Inning Stats	R: 2 E: 0 K: 0 S: 6 H: 4 LOB: 1 BB: 0 P: 6		R: 0 E: 0 K: 1 S: 4 H: 0 LOB: 0 BB: 1 P: 8	R: 2 E: 0 K: 1 S: 7 H: 2 LOB: 3 BB: 3 P: 19	R: 0 E: 0 K: 1 S: 6 H: 1 LOB: 1 BB: 0 P: 6	R: 2 E: 1 K: 1 S: 8 H: 2 LOB: 1 BB: 0 P: 8	R: 4 E: 0 K: 1 S: 7 H: 2 LOB: 0 BB: 2 P: 15	R: 0 E: 0 K: 1 S: 4 H: 0 LOB: 0 BB: 1 P: 8	R: 0 E: 0 K: 0 S: 3 H: 0 LOB: 0 BB: 0 P: 3	1B: 5 2B: 5 3B: 0 HR: 2	SF: 1 SAC: 1 DP: 3 HBP: 0						

PITCHER	IP	WLS	BF	H	R	ER	SO	BB	IBB	HBP	BLK	WP	HR	S	P	ERA	WHIP
Bob Forsch, R (1, 1) ERA: 2.45	3.1	L	19	7	4	4	2	2	2	0	0	0	1	19	35	10.80	2.700
Bill Campbell, R (4, 1) ERA: 5.79	2.2		15	4	6	4	3	1	1	0	0	0	1	19	27	13.50	1.875
Ken Dayley, L (7, 1) ERA: 1.29	1.0		3	0	0	0	1	1	0	0	0	0	0	4	8	0.00	1.000
Andy Hassler, L (8, 1) ERA: 3.0	1.0		3	0	0	0	0	0	0	0	0	0	0	3	3	0.00	0.000

PITCHER	IP	WLS	BF	H	R	ER	SO	BB	IBB	HBP	BLK	WP	HR	S	P	ERA	WHIP

BOTTOM

St. Louis Cardinals @ Montreal Expos

Olympic Stadium, Montreal, QB

Fri Apr 26 1985, 3:33 AM EST

Att. 10,264 - Unknown

livebaseballscorecards.com

AB	31
R	10
H	11
RBI	10
BB	7
SO	6
LOB	20

WP: 0	PB: 0	SB: 1	CS: 0
PA: 40			

Batter	1	2	3	4	5	6	7	8	9	AB	R	H	RBI	BB	SO	LOB
Vince Coleman, S (1, 9) (8, 7) OBP: 0.356, SLG: 0.390	6-3		K			5-3		4-3		4	0	0	0	0	1	0
Lonnie Smith, R (1, 7) OBP: 0.394, SLG: 0.375	E S 1B		1B			F8		F9		4	1	2	0	0	0	0
Neil Allen, R (8, 1)										0	0	0	0	0	0	0
Tom Herr, S (1, 4) OBP: 0.467, SLG: 0.443	F4		1-3			K			F6	4	0	0	0	0	1	2
Jack Clark, R (1, 3) OBP: 0.419, SLG: 0.508	1-3 1-H			F7			5-3		K	4	0	0	0	0	1	0
Willie McGee, S (1, 8) OBP: 0.310, SLG: 0.429		S S 5-3 1B		F8			K		1-3	4	1	1	0	0	1	0
Terry Pendleton, S (1, 5) OBP: 0.296, SLG: 0.333		K 1-2		5-3			1B 2B			3	1	1	0	0	1	1
Ivan De Jesus, R (8, 5) OBP: 0.500, SLG: 0.500										0	0	0	0	0	0	0
Tom Nieto, R (1, 2) OBP: 0.375, SLG: 0.286		5-3 2-H			BBB FC5-4 BB		2-H 1B			2	0	1	2	1	0	0
Ozzie Smith, S (1, 6) OBP: 0.266, SLG: 0.281		1-3			FC5-4 1-2f		5-3			3	0	0	0	0	0	2
John Tudor, L (1, 1)			F7		SH2-4-6 1-3f			F5		1	0	0	0	0	0	0
Jeff Lahti, R (7, 1)										0	0	0	0	0	0	0
Ricky Horton, L (7, 1)										0	0	0	0	0	0	0
Andy Van Slyke, L (8, PH) (8, 9) OBP: 0.400, SLG: 0.418										1	0	0	0	0	0	0
Inning Stats	R: 1 E: 0 K: 0 S: 4 H: 1 LOB: 0 BB: 0 P: 4	R: 1 E: 0 K: 1 S: 6 H: 1 LOB: 0 BB: 0 P: 6	R: 0 E: 0 K: 1 S: 6 H: 1 LOB: 1 BB: 0 P: 6	R: 0 E: 0 K: 0 S: 3 H: 0 LOB: 0 BB: 0 P: 3	R: 0 E: 0 K: 0 S: 2 H: 0 LOB: 0 BB: 1 P: 6	R: 0 E: 0 K: 1 S: 5 H: 0 LOB: 0 BB: 0 P: 5	R: 1 E: 0 K: 1 S: 7 H: 2 LOB: 1 BB: 0 P: 7	R: 0 E: 0 K: 0 S: 3 H: 0 LOB: 0 BB: 0 P: 3	R: 0 E: 0 K: 1 S: 5 H: 0 LOB: 0 BB: 0 P: 5	1B: 4 2B: 2 3B: 0 HR: 0	SF: 0 SAC: 1 DP: 1 HBP: 0						

TOP

St. Louis Cardinals @ Montreal Expos

Olympic Stadium, Montreal, QB

Sat Apr 27 1985, 3:33 AM EST

Att. 15,171 - Unknown

livebaseballscorecards.com

AB	30
R	3
H	5
RBI	2
BB	1
SO	5
LOB	5

PITCHER		IP	WLS	BF	H	R	ER	SO	BB	IBB	HBP	BLK	WP	HR	S	P	ERA	WHIP
Joe Hesketh, L ERA: 2.84	(1, 1)	7.0	W	26	5	3	2	4	1	0	0	0	0	0	33	37	2.57	0.857
Bert Roberge, R ERA: 0.96	(8, 1)	2.0	S	6	0	0	0	1	0	0	0	0	0	0	8	8	0.00	0.000

PITCHER		IP	WLS	BF	H	R	ER	SO	BB	IBB	HBP	BLK	WP	HR	S	P	ERA	WHIP

BOTTOM

St. Louis Cardinals @ Montreal Expos

Olympic Stadium, Montreal, QB

Sat Apr 27 1985, 3:33 AM EST
Att. 15,171 - Unknown

livebaseballscorecards.com

Batter	1	2	3	4	5	6	7	8	9	AB	R	H	RBI	BB	SO	LOB
Tim Raines, S (1, 7) OBP: 0.296, SLG: 0.373	6-3 4-3 2B		5-3		FC5-4 WP 1-2f		1B 1B 1-2 1B	BB HR 1B		5	3	3	0	0	0	1
U L Washington, S (1, 4) OBP: 0.400, SLG: 0.357	6-3 2-3		FC9-4-6 1B 1B		6-3 1-2		1B 1B 1B 1-3 2-H 1B	BBBB 4-0 HR 1-2 BB		4	2	2	1	1	0	2
Andre Dawson, R (1, 8) (8, 9) OBP: 0.371, SLG: 0.633	4-3 3-H		FC9-4-6 1-2 1B			S 1B	1B 1B 1-2 3-H 1B	1-H 2-H HR		5	2	4	5	0	0	0
Hubie Brooks, R (1, 6) OBP: 0.343, SLG: 0.419	E HBP		FC9-4-6 1-2 2-3			F4	1B 1-2 2-3 1B	1-3		4	0	1	0	0	0	3
Tim Wallach, R (1, 5) OBP: 0.343, SLG: 0.508	E5 1-2			5-3		F8	1B 1-3 2-H 3-H 1B	F9		5	0	1	2	0	0	2
Jim Wohlford, R (1, 9) OBP: 0.261, SLG: 0.300 Terry Francona, L (7, PH) OBP: 0.471, SLG: 0.400 Herm Winningham, L (7, PR) OBP: 0.257, SLG: 0.258	F8			F6		BBBB 4-0 1-2 BB	4-0 IBB			2 0 0	0 0 0	0 0 0	0 0 0	1 1 0	0 0 0	2 0 0
Razor Shines, S (1, 3) OBP: 0.083, SLG: 0.083 Vance Law, R (6, PH) OBP: 0.368, SLG: 0.320 (7, 3) Dan Driessen, L (7, PH) OBP: 0.383, SLG: 0.528 (8, 3)		B1-3		4-3		5-3 SSS	0-3 K			2 1 1	0 0 0	0 0 0	0 0 0	0 0 1	0 0 0	0 2 3
Sal Butera, R (1, 2) Miguel Dilone, S (7, PH) OBP: 0.348, SLG: 0.350 Bert Roberge, R (8, 1)		1-3			F2		5-3 1-3			2 2 0	0 0 0	0 0 0	0 0 0	0 0 0	0 0 0	0 3 0
Joe Hesketh, R (1, 1) OBP: 0.333, SLG: 0.333 Mike Fitzgerald, R (7, PH) OBP: 0.407, SLG: 0.356 (8, 2)		SSS K			FC5-4 1B		1B 1B 1B	F9 1		2 2	0 1	1 1	0 0	0 0	1 0	0 0
Inning Stats	R: 1 H: 1 E: 1 LOB: 2 K: 0 BB: 0 S: 5 P: 6	R: 0 H: 0 E: 0 LOB: 0 K: 1 BB: 0 S: 5 P: 5	R: 0 H: 2 E: 0 LOB: 1 K: 0 BB: 0 S: 4 P: 4	R: 0 H: 0 E: 0 LOB: 0 K: 0 BB: 0 S: 3 P: 3	R: 0 H: 1 E: 0 LOB: 1 K: 0 BB: 0 S: 4 P: 4	R: 0 H: 1 E: 0 LOB: 2 K: 0 BB: 1 S: 4 P: 8	R: 4 H: 6 E: 0 LOB: 3 K: 1 BB: 1 S: 11 P: 15	R: 3 H: 2 E: 0 LOB: 0 K: 0 BB: 1 S: 5 P: 9		1B: 11 SF: 0 2B: 1 SAC: 0 3B: 0 DP: 1 HR: 1 HBP: 1						

	AB	37
	R	8
	H	13
	RBI	8
	BB	3
	SO	2
	LOB	18

WP: 1 PA: 41
PB: 0
SB: 1
CS: 0

PITCHER		IP	WLS	BF	H	R	ER	SO	BB	IBB	HBP	BLK	WP	HR	S	P	ERA	WHIP
John Tudor, L ERA: 3.08	(1, 1)	6.1	L	29	8	4	4	1	1	0	1	0	1	0	29	34	5.68	1.421
Jeff Lahti, R ERA: 2.7	(7, 1)	0.0		4	3	1	1	0	0	1	0	0	0	0	3	7	∞	∞
Ricky Horton, L ERA: 0.96	(7, 1)	0.2		2	0	0	0	1	0	0	0	0	0	0	4	4	0.00	0.000
Neil Allen, R ERA: 7.04	(8, 1)	1.0		6	2	3	3	0	1	0	0	0	0	1	5	9	27.00	3.000

PITCHER	IP	WLS	BF	H	R	ER	SO	BB	IBB	HBP	BLK	WP	HR	S	P	ERA	WHIP

Batter	1	2	3	4	5	6	7	8	9	AB	R	H	RBI	BB	SO	LOB
Vince Coleman, S (1, 7) OBP: 0.360, SLG: 0.378	4-3 S FC6-4 1B	BB BB		F7	1-3		F5	4	1	1	0	1	0	1
Andy Van Slyke, L (1, 9) OBP: 0.386, SLG: 0.390	4-3 1-3	1-2 2-3 3-H BB		F8			4-3	4-3	4	0	0	1	1	0	2
Tom Herr, S (1, 4) OBP: 0.488, SLG: 0.453	FC6-4 BB	K		S BB			FC6-4 1B	1B 1B	3	1	2	0	2	1	3
Jack Clark, R (1, 3) OBP: 0.418, SLG: 0.500	FC6-4 1-2f 3-H		FC1-6 1B	F7 1-2			FC6-4 WP 1-2f	1B 1-3	5	0	2	1	0	0	3
Willie McGee, S (1, 8) OBP: 0.324, SLG: 0.406	1-3		FC1-6 S 1-2f	4-0 BB			4-3 1-2	1B 1-2 3-H	4	0	1	1	1	0	3
Darrell Porter, L (1, 2) OBP: 0.214, SLG: 0.154		SH1-4 1B BB BB	F5 1-2	F2				1B	F7	4	1	1	0	1	0	5
Terry Pendleton, S (1, 5) OBP: 0.293, SLG: 0.329		BB SH1-4 1B 1-2	K	K				K		4	0	1	0	0	3	4
Ozzie Smith, S (1, 6) OBP: 0.269, SLG: 0.271		F8		BB BLK BB		F6		F8		2	0	0	0	1	0	2
Steve Braun, L (8, PH) OBP: 0.263, SLG: 0.235										1	0	0	0	0	0	1
Jeff Lahti, R (8, 1)										0	0	0	0	0	0	0
Kurt Kepshire, L (1, 1) OBP: 0.167, SLG: 0.167										2	0	0	0	0	2	1
Ricky Horton, L (7, 1)										0	0	0	0	0	0	0
Neil Allen, R (7, 1)										0	0	0	0	0	0	0
Ken Dayley, L (7, 1)										0	0	0	0	0	0	0
Mike Jorgensen, L (8, PH) OBP: 0.429, SLG: 0.500										1	0	0	0	0	0	1
Ivan De Jesus, R (8, 6) OBP: 0.500, SLG: 0.500		SH1-4 1-2 2-3		K 1-2				F4		0	0	0	0	0	0	0
Inning Stats	R: 1 H: 1 E: 1 LOB: 1 K: 0 BB: 1 S: 4 P: 8	R: 1 H: 1 E: 0 LOB: 3 K: 1 BB: 3 S: 6 P: 18	R: 0 H: 1 E: 0 LOB: 1 K: 1 BB: 0 S: 6 P: 6	R: 0 H: 0 E: 0 LOB: 1 K: 1 BB: 1 S: 5 P: 9	R: 0 H: 0 E: 0 LOB: 2 K: 1 BB: 2 S: 5 P: 13	R: 0 H: 0 E: 0 LOB: 0 K: 1 BB: 0 S: 5 P: 5	R: 0 H: 1 E: 0 LOB: 1 K: 0 BB: 0 S: 4 P: 4	R: 0 H: 1 E: 0 LOB: 1 K: 1 BB: 0 S: 6 P: 6	R: 1 H: 3 E: 0 LOB: 2 K: 0 BB: 0 S: 6 P: 6	1B: 8 SF: 0 2B: 0 SAC: 1 3B: 0 DP: 0 HR: 0 HBP: 0						

TOP

St. Louis Cardinals @ Montreal Expos

Olympic Stadium, Montreal, QB

Sun Apr 28 1985, 3:33 AM EDT

Att. 14,426 - Unknown

livebaseballscorecards.com

AB	34
R	3
H	8
RBI	3
BB	7
SO	6
LOB	26

WP: 1 PA: 42
PB: 0
SB: 3
CS: 0

PITCHER		IP	WLS	BF	H	R	ER	SO	BB	IBB	HBP	BLK	WP	HR	S	P	ERA	WHIP
Steve Rogers, R ERA: 4.08	(1, 1)	5.0	W	25	3	2	2	4	7	0	0	1	0	0	26	54	3.60	2.000
Dan Schatzeder, L ERA: 7.5	(6, 1)	2.0		7	1	0	0	1	0	0	0	0	1	0	9	9	0.00	0.500
Jeff Reardon, R ERA: 1.26	(8, 1)	2.0	S	10	4	1	1	1	0	0	0	0	0	0	12	12	4.50	2.000

PITCHER	IP	WLS	BF	H	R	ER	SO	BB	IBB	HBP	BLK	WP	HR	S	P	ERA	WHIP

BOTTOM

St. Louis Cardinals @ Montreal Expos

Olympic Stadium, Montreal, QB

Sun Apr 28 1985, 3:33 AM EDT

Att. 14,426 - Unknown

Batter	1	2	3	4	5	6	7	8	9	AB	R	H	RBI	BB	SO	LOB
Tim Raines, S (1, 7) OBP: 0.303, SLG: 0.380	1B S 1B 1B	SF8 3-H			F8		BB 1B 1-3 1B	FC6-4 1-2f		4	1	2	1	0	0	2
Herm Winningham, L (1, 8) OBP: 0.256, SLG: 0.257	5-3 1-2	F4			L5		BB 1-2 1B			4	0	1	0	0	0	2
Andre Dawson, R (1, 9) OBP: 0.379, SLG: 0.619	1B SF7 2-3 1B		F6		SSS K		BBB G4-3 1-2 2-3 3-H BB			3	1	1	1	1	1	0
Dan Driessen, L (1, 3) OBP: 0.375, SLG: 0.509	1-3 3-H 1B		F8			F4	G4-3 1-2f			4	0	1	1	0	0	3
Hubie Brooks, R (1, 6) OBP: 0.338, SLG: 0.406	SF7 3-H		BBBB BB			E7		4-3		2	0	0	1	1	0	0
Tim Wallach, R (1, 5) OBP: 0.338, SLG: 0.493	SSS K		F2			L1		2B CS 1B		4	0	1	0	0	1	3
Vance Law, R (1, 4) OBP: 0.377, SLG: 0.352		E SF8 1B		F6		5-3		CS 1B 1-3 2B		4	2	2	0	0	0	1
Mike Fitzgerald, R (1, 2) OBP: 0.397, SLG: 0.333		F6	SSS K				F8	1B CS IBB		3	0	0	0	1	1	1
Steve Rogers, R (1, 1) OBP: 0.091, SLG: 0.091		E5 1-3		1-3			1B S BB 1B	FC6-4 1-3 2-H 3-H		2	0	0	0	0	0	1
Dan Schatzeder, L (6, 1) OBP: 0.500, SLG: 0.500										0	0	0	0	0	0	0
Razor Shines, S (7, PH) OBP: 0.154, SLG: 0.154										1	0	1	0	0	0	0
Miguel Dilone, S (7, PR) OBP: 0.348, SLG: 0.350										0	1	0	0	0	0	0
Jeff Reardon, R (8, 1) OBP: 0.500, SLG: 0.500										1	0	1	1	0	0	0
Inning Stats	R: 2 E: 0 K: 1 S: 8 H: 3 LOB: 1 BB: 0 P: 8	R: 1 E: 1 K: 0 S: 5 H: 1 LOB: 1 BB: 0 P: 5	R: 0 E: 0 K: 0 S: 3 H: 0 LOB: 1 BB: 1 P: 7	R: 0 E: 0 K: 1 S: 5 H: 0 LOB: 0 BB: 0 P: 5	R: 0 E: 0 K: 1 S: 5 H: 0 LOB: 0 BB: 0 P: 5	R: 0 E: 1 K: 0 S: 4 H: 0 LOB: 1 BB: 0 P: 4	R: 1 E: 0 K: 0 S: 5 H: 3 LOB: 3 BB: 1 P: 9	R: 1 E: 0 K: 0 S: 5 H: 3 LOB: 2 BB: 1 P: 9		1B: 9 2B: 1 3B: 0 HR: 0	SF: 2 SAC: 0 DP: 1 HBP: 0					

livebaseballscorecards.com

AB	32
R	5
H	10
RBI	5
BB	3
SO	3
LOB	13

WP: 0 PB: 0 SB: 2 CS: 3 PA: 37

PITCHER		IP	WLS	BF	H	R	ER	SO	BB	IBB	HBP	BLK	WP	HR	S	P	ERA	WHIP
Kurt Kepshire, R ERA: 7.32	(1, 1)	6.1	L	28	6	4	3	3	1	0	0	0	0	0	33	37	4.26	1.105
Ricky Horton, L ERA: 0.96	(7, 1)	0.0		1	1	0	0	0	0	0	0	0	0	0	1	1	∞	∞
Neil Allen, R ERA: 7.04	(7, 1)	0.0		1	0	0	0	0	1	0	0	0	0	0	0	4	∞	∞
Ken Dayley, L ERA: 1.17	(7, 1)	0.2		1	0	0	0	0	0	0	0	0	0	0	1	1	0.00	0.000
Jeff Lahti, R ERA: 4.15	(8, 1)	1.0		6	3	1	1	0	0	1	0	0	0	0	5	9	9.00	3.000

PITCHER		IP	WLS	BF	H	R	ER	SO	BB	IBB	HBP	BLK	WP	HR	S	P	ERA	WHIP

Batter	1	2	3	4	5	6	7	8	9	10	AB	R	H	RBI	BB	SO	LOB
Tim Raines, S (1, 7) OBP: 0.296, SLG: 0.368	F5		G3		1B		4-3		F8		5	0	1	0	0	0	0
U L Washington, S (1, 4) OBP: 0.450, SLG: 0.421	4-3		1-3		1-2 1B			S 1B FC5-2 1B		FC4-6 1B	5	0	3	0	0	0	0
Andre Dawson, R (1, 9) OBP: 0.380, SLG: 0.597	5-3		B B B BB		F4			FC5-2 S 1-2 1B		FC4-6 6-3 1-2f	4	0	1	0	1	0	3
Dan Driessen, L (1, 3) OBP: 0.358, SLG: 0.483		3-1	F9		G3			F9 1-2 2-3		6-3 1-2	3	0	0	0	0	0	3
Vance Law, R (8, PH) OBP: 0.371, SLG: 0.345											1	0	0	0	0	0	2
Terry Francona, L (8, 3) OBP: 0.444, SLG: 0.375											1	0	0	0	0	0	1
Hubie Brooks, R (1, 6) OBP: 0.355, SLG: 0.412		1B 1B 1B		G1-4-3 1B		4-3		4-3 FC5-2 IBB		4-3	4	1	2	0	1	0	1
Tim Wallach, R (1, 5) OBP: 0.333, SLG: 0.479		1B 1-2 S 1B		G1-4-3 1-2f		6-3		FC5-2 1-2 2-3 3-Hf			4	1	1	0	0	0	4
Herm Winningham, L (1, 8) OBP: 0.279, SLG: 0.282		1-3 2-H 1B		1B		4-3		G3			4	0	2	1	0	0	3
Mike Fitzgerald, R (1, 2) OBP: 0.393, SLG: 0.320				F7			6-3		F7		2	0	0	0	1	0	1
Miguel Dilone, S (9, PH) OBP: 0.333, SLG: 0.333		S IBB									1	0	0	0	0	0	0
Sal Butera, R (9, 2)											0	0	0	0	0	0	0
Bryn Smith, R (1, 1) OBP: 0.222, SLG: 0.333		S S S 1-2 3-H			5-3		S S S			4-3	3	0	0	0	0	2	1
Razor Shines, S (9, PH) OBP: 0.143, SLG: 0.143											1	0	0	0	0	0	0
Bert Roberge, R (9, 1)											0	0	0	0	0	0	0
Inning Stats	R: 0 E: 0 K: 0 S: 3 H: 0 LOB: 0 BB: 0 P: 3	R: 2 E: 0 K: 1 S: 7 H: 3 LOB: 1 BB: 1 P: 11	R: 0 E: 0 K: 0 S: 3 H: 0 LOB: 1 BB: 1 P: 7	R: 0 E: 0 K: 0 S: 4 H: 2 LOB: 1 BB: 0 P: 4	R: 0 E: 0 K: 0 S: 5 H: 2 LOB: 2 BB: 0 P: 5	R: 0 E: 0 K: 0 S: 3 H: 0 LOB: 0 BB: 0 P: 3	R: 0 E: 0 K: 1 S: 5 H: 0 LOB: 0 BB: 0 P: 5	R: 0 E: 0 K: 0 S: 5 H: 2 LOB: 3 BB: 1 P: 9	R: 0 E: 0 K: 0 S: 3 H: 0 LOB: 0 BB: 0 P: 3	R: 0 E: 0 K: 0 S: 4 H: 1 LOB: 1 BB: 0 P: 4	1B: 10 2B: 0 3B: 0 HR: 0	SF: 0 SAC: 0 DP: 1 HBP: 0						

PITCHER	IP	WLS	BF	H	R	ER	SO	BB	IBB	HBP	BLK	WP	HR	S	P	ERA	WHIP
John Denny, R (1, 1) ERA: 4.03	6.0		25	7	2	2	1	1	1	0	0	0	0	25	33	3.00	1.333
Charles Hudson, R (7, 1) ERA: 3.97	1.0		5	2	0	0	1	0	0	0	0	0	0	7	7	0.00	2.000
Don Carman, L (8, 1) ERA:	0.1		1	0	0	0	0	0	0	0	0	0	0	1	1	0.00	0.000
Kent Tekulve, R (8, 1) ERA: 4.91	2.2	W	10	1	0	0	0	0	1	0	0	0	0	9	13	0.00	0.375

PITCHER	IP	WLS	BF	H	R	ER	SO	BB	IBB	HBP	BLK	WP	HR	S	P	ERA	WHIP

TOP

Montreal Expos @ Philadelphia Phillies

Veterans Stadium, Philadelphia, PA

Mon Apr 29 1985, 7:05 PM EDT

Att. 19,124 - Unknown

livebaseballscorecards.com

AB	38
R	2
H	10
RBI	1
BB	3
SO	2
LOB	19

WP: 0	PA: 41		
PB: 0			
SB: 4			
CS: 0			

Batter	1	2	3	4	5	6	7	8	9	10	AB	R	H	RBI	BB	SO	LOB
Juan Samuel, R (1, 4) OBP: 0.263, SLG: 0.364	BBBB 4-0 SH4-3 S 1B BB		x 0-0 ② 4-3			SSS 0-3 ① K	x 0-0 ③ F5		x 0-0 3-H 1B	4	1	1	1	1	1	1
Jeff Stone, L (1, 7) OBP: 0.344, SLG: 0.464	x 0-0 ① SH4-3 1-3		x 0-0 ③ 4-3			x 0-0 ② FC4-6 1-2f			BBBB 4-0 G5-3 1B BB		2	0	0	0	1	0	1
Von Hayes, L (1, 8) OBP: 0.408, SLG: 0.455	x 0-0 1B 3-H 1B			x 0-0 ① 4-3		x 0-0 ③ F8			x 0-0 G5-3 1-2 1B		4	0	2	1	0	0	1
Mike Schmidt, R (1, 5) OBP: 0.284, SLG: 0.323	x 0-0 ② 1-3 1-3 1B			x 0-0 ② 1-3			x 0-0 HR		x 0-0 ①② G5-3 1-2 2-3f		4	1	2	1	0	0	2
Ozzie Virgil, R (1, 2) OBP: 0.351, SLG: 0.519	SSS 0-3 ③ K			SSS 0-3 ③ K			x 0-0 ① F8		4-0 IBB		3	0	0	0	1	2	1
Glenn Wilson, R (1, 9) OBP: 0.286, SLG: 0.467		SSS 0-3 ① K			x 0-0 ① F8		x 0-0 ② F8		SSS 0-3 ③ K		4	0	0	0	0	2	2
John Russell, R (1, 3) Kent Tekulve, R (8, 1) Darren Daulton, L (10, PH) OBP: 0.250, SLG: 0.143		SSS 0-3 ② K			x 0-0 G5-4-3 1B		SSS 0-3 ③ K		BBBB 4-0 F9 SH1-4 1B BB		3 0 0	0 0 1	1 0 0	0 0 0	0 0 1	2 0 0	0 0 0
Steve Jeltz, S (1, 6) OBP: 0.250, SLG: 0.188 Greg Gross, L (8, PH) OBP: 0.273, SLG: 0.333 Luis Aguayo, R (9, 6)		x 0-0 ③ 5-3			x 0-0 ②③ G5-4-3 1-2f			x 0-0 ① F5	x 0-0 ① SH1-4 1-2		2 1 0	0 0 0	0 0 0	0 0 0	0 0 0	0 0 0	1 0 0
John Denny, R (1, 1) OBP: 0.182, SLG: 0.100 Charles Hudson, S (7, 1) Don Carman, L (8, 1) Tim Corcoran, L (8, 3) OBP: 0.400, SLG: 0.390			x 0-0 ① F8			x 0-0 FC4-6 1B		x 0-0 ② G3		x 0-0 ② F9 2-3	2 0 0 2	0 0 0 0	1 0 0 0	0 0 0 0	0 0 0 0	0 0 0 0	0 0 0 1
Inning Stats	R: 1 H: 2 E: 0 LOB: 1 K: 1 BB: 1 S: 6 P: 10	R: 0 H: 0 E: 0 LOB: 0 K: 2 BB: 0 S: 7 P: 7	R: 0 H: 0 E: 0 LOB: 0 K: 0 BB: 0 S: 3 P: 3	R: 0 H: 0 E: 0 LOB: 0 K: 1 BB: 0 S: 5 P: 5	R: 0 H: 1 E: 0 LOB: 0 K: 0 BB: 0 S: 3 P: 3	R: 0 H: 1 E: 0 LOB: 1 K: 1 BB: 0 S: 6 P: 6	R: 1 H: 1 E: 0 LOB: 0 K: 1 BB: 0 S: 6 P: 6	R: 0 H: 0 E: 0 LOB: 0 K: 0 BB: 0 S: 3 P: 3	R: 0 H: 1 E: 0 LOB: 2 K: 1 BB: 2 S: 5 P: 13	R: 1 H: 1 E: 0 LOB: 1 K: 0 BB: 1 S: 3 P: 7	1B: 6 2B: 0 3B: 0 HR: 1	SF: 0 SAC: 2 DP: 2 HBP: 0					

PITCHER		IP	WLS	BF	H	R	ER	SO	BB	IBB	HBP	BLK	WP	HR	S	P	ERA	WHIP
Bryn Smith, R ERA: 2.57	(1, 1)	8.0		28	5	2	2	6	1	0	0	0	0	1	39	43	2.25	0.750
Bert Roberge, R ERA: 1.64	(9, 1)	1.2	L	9	2	1	1	1	2	1	0	0	0	0	8	20	5.40	2.400

PITCHER	IP	WLS	BF	H	R	ER	SO	BB	IBB	HBP	BLK	WP	HR	S	P	ERA	WHIP

BOTTOM

Montreal Expos @ Philadelphia Phillies

Veterans Stadium, Philadelphia, PA

Mon Apr 29 1985, 7:05 PM EDT

Att. 19,124 - Unknown

livebaseballscorecards.com

AB	31
R	3
H	7
RBI	3
BB	4
SO	7
LOB	10

WP: 0 PA: 37
PB: 0
SB: 1
CS: 0

Montreal Expos @ Philadelphia Phillies

Veterans Stadium, Philadelphia, PA

Tue Apr 30 1985, 7:05 PM EDT

Att. 18,104 - Unknown

TOP

livebaseballscorecards.com

Batter	1	2	3	4	5	6	7	8	9	AB	R	H	RBI	BB	SO	LOB
Tim Raines, S (1, 7) OBP: 0.301, SLG: 0.372	E 1B 1B	L4			G5-4-3 1-2f			F4		2	0	1	0	0	0	2
Miguel Dilone, S (5, PH) OBP: 0.308, SLG: 0.304										2	0	0	0	0	0	1
(5, 7)																
U L Washington, S (1, 4) OBP: 0.458, SLG: 0.435	E9 CS 1-3 1B		4-3			FC6-4 1B		F7		4	0	2	0	0	0	0
(6, 5)																
Andre Dawson, R (1, 8) OBP: 0.365, SLG: 0.571	K 1-2		F9			FC6-4 1B 1-2f		1B		3	0	0	0	0	1	3
Herm Winningham, L (6, 8) OBP: 0.295, SLG: 0.300										1	0	1	0	0	0	0
Hubie Brooks, R (1, 6) OBP: 0.350, SLG: 0.394	BB		5-3			K		K		3	0	0	0	1	2	2
Dan Driessen, L (1, 3) OBP: 0.366, SLG: 0.484	G3			G3		1-2 1B			FC6 1B	4	0	2	0	0	0	2
Tim Wallach, R (1, 5) OBP: 0.338, SLG: 0.479		1B		4-3		F8			FC6 1-2f 1B	2	0	1	0	0	0	0
Doug Flynn, R (6, PH)										2	0	0	0	0	0	3
(6, 4)																
Jim Wohlford, R (1, 9) OBP: 0.259, SLG: 0.292		1B 1B		F9			F7		F8	4	0	1	0	0	0	1
Mike Fitzgerald, R (1, 2) OBP: 0.397, SLG: 0.327		1-2 1B			6-3		6-3		1-2 1B	2	0	1	0	0	0	0
Sal Butera, R (5, 2) OBP: 0.250, SLG: 0.250										2	0	1	0	0	0	0
Bill Gullickson, R (1, 1) OBP: 0.222, SLG: 0.222		K			G5-4-3 1B		6-3		F8	1	0	0	0	0	1	2
Rick Grapenthin, R (4, 1) OBP: 1.000, SLG: 1.000										1	0	1	0	0	0	0
Vance Law, R (7, PH) OBP: 0.365, SLG: 0.339										1	0	0	0	0	0	0
Tim Burke, R (7, 1)										0	0	0	0	0	0	0
Razor Shines, S (8, 1) OBP: 0.133, SLG: 0.133										1	0	0	0	0	0	2

	AB	35
	R	0
	H	11
	RBI	0
	BB	1
	SO	4
	LOB	18

Inning Stats	1	2	3	4	5	6	7	8	9	1B: 11	SF: 0	WP: 0	PA: 36
	R: 0 H: 2	R: 0 H: 3	R: 0 H: 0	R: 0 H: 0	R: 0 H: 1	R: 0 H: 2	R: 0 H: 0	R: 0 H: 1	R: 0 H: 2	2B: 0	SAC: 0	PB: 0	
	E: 1 LOB: 2	E: 0 LOB: 2	E: 0 LOB: 0	E: 0 LOB: 0	E: 0 LOB: 0	E: 0 LOB: 2	E: 0 LOB: 0	E: 0 LOB: 1	E: 0 LOB: 2	3B: 0	DP: 1	SB: 0	
	K: 1 BB: 1	K: 1 BB: 0	K: 0 BB: 0	K: 0 BB: 0	K: 0 BB: 0	K: 1 BB: 0	K: 0 BB: 0	K: 1 BB: 0	K: 0 BB: 0	HR: 0	HBP: 0	CS: 1	
	S: 6 P: 10	S: 7 P: 7	S: 3 P: 3	S: 3 P: 3	S: 3 P: 3	S: 7 P: 7	S: 3 P: 3	S: 6 P: 6	S: 5 P: 5				

PITCHER		IP	WLS	BF	H	R	ER	SO	BB	IBB	HBP	BLK	WP	HR	S	P	ERA	WHIP
Jerry Koosman, L ERA: 4.21	(1, 1)	9.0	W	36	11	0	0	4	1	0	0	0	0	0	43	47	0.00	1.333

PITCHER	IP	WLS	BF	H	R	ER	SO	BB	IBB	HBP	BLK	WP	HR	S	P	ERA	WHIP

Batter	1	2	3	4	5	6	7	8	9	AB	R	H	RBI	BB	SO	LOB
Juan Samuel, R (1, 4) OBP: 0.286, SLG: 0.383	x 0-0 S 2B 1B	x 0-0 CS 1B 1B		x 0-0 1B 1B	S S S 0-3 ① K		x 0-0 ① P3			4	2	3	0	0	1	0
Luis Aguayo, R (6, 4)										1	0	0	0	0	0	0
Jeff Stone, L (1, 7) OBP: 0.364, SLG: 0.467	x 0-0 ① 5-3 1-2	x 0-0 CS 1-2 1B		x 0-0 1B 1-2 E 1B	B B B B 4-0 1B 1-3 BB		x 0-0 ② 3-1			4	2	2	0	1	0	1
Von Hayes, L (1, 8) OBP: 0.432, SLG: 0.493	x 0-0 BB 2-H 2B	x 0-0 ② ③ F7 1-2 2-3		x 0-0 E 1-2 2-H SF9 1B	x 0-0 1-3 1-3 1B		x 0-0 WP 1B			5	2	4	2	0	0	2
Mike Schmidt, R (1, 5) OBP: 0.308, SLG: 0.338	B B B B 4-0 BB 2B BB		x 0-0 2B 1B	x 0-0 E7 SF9 1-3 2-H 1B 1B	x 0-0 ② 1-3 2-3 3-H		S S S 0-3 K 1-2			3	3	2	2	1	0	1
Kiko Garcia, R (7, 5)										1	0	0	0	0	1	1
Tim Corcoran, L (1, 3) OBP: 0.408, SLG: 0.409	B B B B 4-0 1-2 2-3 2B BB		x 0-0 G1-6-3 1-H SF8 2B	x 0-0 ① L3	x 0-0 ③ F7		x 0-0 ③ 5-3			3	2	1	1	1	0	3
John Wockenfuss, R (7, PH) OBP: 0.250, SLG: 0.143										1	0	0	0	0	0	2
(8, 3)																
Glenn Wilson, R (1, 9) OBP: 0.288, SLG: 0.484	x 0-0 1-H 2-H 3-H 2B	x 0-0 ① G1-6-3 2-3		x 0-0 ② SF9 2-3 3-H		x 0-0 ① F8		x 0-0 ① 6-3		2	0	1	4	0	0	1
Greg Gross, L (6, 9) OBP: 0.250, SLG: 0.304										2	0	0	0	0	0	0
Darren Daulton, L (1, 2) OBP: 0.385, SLG: 0.200	S S S 0-3 ② K		B B B B 4-0 BB	B B B B 4-0 1B BB		x 0-0 FC6-4 1B		x 0-0 ② F4-3		3	0	1	0	2	1	1
Steve Jeltz, S (1, 6) OBP: 0.263, SLG: 0.212	x 0-0 ③ G3		x 0-0 ② SF8 3-H	x 0-0 1-3 3-H 1B		x 0-0 ② FC6-4 1-2f		x 0-0 FC6-4 1B		4	0	2	2	0	0	2
Jerry Koosman, R (1, 1)	S S S 0-3 ① K		x 0-0 ③ P6	x 0-0 ③ 5-3		S S S 0-3 ③ K		x 0-0 ③ FC6-4 1-2f		5	0	0	0	0	2	5
Inning Stats	R: 4 H: 3 E: 0 LOB: 1 K: 1 BB: 2 S: 8 P: 16	R: 0 H: 2 E: 0 LOB: 1 K: 1 BB: 0 S: 6 P: 6	R: 2 H: 2 E: 0 LOB: 1 K: 0 BB: 1 S: 5 P: 9	R: 4 H: 5 E: 1 LOB: 2 K: 0 BB: 1 S: 8 P: 12	R: 1 H: 1 E: 0 LOB: 1 K: 1 BB: 1 S: 6 P: 10	R: 0 H: 1 E: 0 LOB: 1 K: 1 BB: 0 S: 6 P: 6	R: 0 H: 1 E: 0 LOB: 2 K: 1 BB: 0 S: 7 P: 7	R: 0 H: 1 E: 0 LOB: 1 K: 0 BB: 0 S: 4 P: 4		1B: 13 SF: 2 2B: 3 SAC: 0 3B: 0 DP: 0 HR: 0 HBP: 0						

PITCHER		IP	WLS	BF	H	R	ER	SO	BB	IBB	HBP	BLK	WP	HR	S	P	ERA	WHIP
Bill Gullickson, R ERA: 4.08	(1, 1)	3.0	L	20	9	8	8	2	3	0	0	0	0	0	21	33	24.00	4.000
Rick Grapenthin, R ERA: 10.5	(4, 1)	3.0		16	5	3	3	2	2	0	0	0	0	0	18	26	9.00	2.333
Tim Burke, R ERA: 3.0	(7, 1)	1.0		5	1	0	0	1	0	0	0	0	1	0	7	7	0.00	1.000
Razor Shines, R ERA:	(8, 1)	1.0		4	1	0	0	0	0	0	0	0	0	0	4	4	0.00	1.000

PITCHER	IP	WLS	BF	H	R	ER	SO	BB	IBB	HBP	BLK	WP	HR	S	P	ERA	WHIP

BOTTOM

Montreal Expos @ Philadelphia Phillies

Veterans Stadium, Philadelphia, PA

Tue Apr 30 1985, 7:05 PM EDT

Att. 18,104 - Unknown

livebaseballscorecards.com

AB	38
R	11
H	16
RBI	11
BB	5
SO	5
LOB	19

1B: 13	SF: 2	WP: 1	PA: 45
2B: 3	SAC: 0	PB: 0	
3B: 0	DP: 0	SB: 1	
HR: 0	HBP: 0	CS: 2	

Batter	1	2	3	4	5	6	7	8	9	AB	R	H	RBI	BB	SO	LOB
Miguel Dilone, S (1, 7) OBP: 0.290, SLG: 0.286	S 1B		1-3	FC5 2-3f		5-3		K		5	0	1	0	0	1	4
U L Washington, S (1, 4) OBP: 0.379, SLG: 0.357	4-3 1-2		E6 2B 6-3		5-3		K	1-3		5	1	0	0	0	1	2
Andre Dawson, R (1, 8) (7, 9) OBP: 0.367, SLG: 0.587	F4		1-3 2B		1B 2B		F9		F7	5	1	2	0	0	0	1
Hubie Brooks, R (1, 6) OBP: 0.341, SLG: 0.421	5-3		6-3 3-H		6-3		HR		6-3	5	1	1	2	0	0	3
Tim Wallach, R (1, 5) OBP: 0.366, SLG: 0.513		FC6-4 1B	F8		2-H 1B		2B		1B	5	0	4	1	0	0	1
Jim Wohlford, R (1, 9) OBP: 0.258, SLG: 0.259 Herm Winningham, L (7, PR) (7, 8) OBP: 0.289, SLG: 0.293		FC6-4 1B 1-2f		K	4-3		IBB		4-3	3 1	0 0	0 0	0 0	1 0	1 0	2 1
Razor Shines, S (1, 3) OBP: 0.158, SLG: 0.158 Bert Roberge, R (7, 1) Jeff Reardon, R (7, 1) OBP: 0.500, SLG: 0.500		1-2 1B	4-3	K2-3		F4				4 0 0	0 0 0	1 0 0	0 0 0	0 0 0	1 0 0	2 0 0
Mike Fitzgerald, R (1, 2) OBP: 0.403, SLG: 0.327		F8	FC5 1B BB		SH1 1B			4-3		3	0	1	0	1	0	2
David Palmer, R (1, 1) OBP: 0.286, SLG: 0.429 Terry Francona, L (7, 3) OBP: 0.474, SLG: 0.471		2-3	1-2 1B		SH1 1-2			2B		2 1	0 0	1 1	0 0	0 0	0 0	2 0
Inning Stats	R: 0 H: 1 E: 0 LOB: 1 K: 0 BB: 0 S: 4 P: 4	R: 0 H: 2 E: 0 LOB: 2 K: 0 BB: 0 S: 5 P: 5	R: 1 H: 1 E: 1 LOB: 1 K: 0 BB: 0 S: 5 P: 5	R: 0 H: 1 E: 0 LOB: 2 K: 1 BB: 1 S: 6 P: 10	R: 1 H: 2 E: 0 LOB: 1 K: 0 BB: 0 S: 5 P: 5	R: 0 H: 1 E: 0 LOB: 2 K: 1 BB: 1 S: 6 P: 11	R: 1 H: 2 E: 0 LOB: 2 K: 1 BB: 1 S: 7 P: 11	R: 0 H: 1 E: 0 LOB: 1 K: 1 BB: 0 S: 6 P: 6	R: 0 H: 1 E: 0 LOB: 1 K: 0 BB: 0 S: 4 P: 4	1B: 7 SF: 0 2B: 4 SAC: 1 3B: 0 DP: 0 HR: 1 HBP: 0						

PITCHER	IP	WLS	BF	H	R	ER	SO	BB	IBB	HBP	BLK	WP	HR	S	P	ERA	WHIP
Shane Rawley, L (1, 1) ERA: 1.99	7.0	L	34	10	3	2	3	1	1	0	0	0	1	38	46	2.57	1.571
Larry Andersen, R (8, 1) ERA: 3.0	2.0		8	2	0	0	1	0	0	0	0	0	0	10	10	0.00	1.000

PITCHER	IP	WLS	BF	H	R	ER	SO	BB	IBB	HBP	BLK	WP	HR	S	P	ERA	WHIP

TOP

Montreal Expos @ Philadelphia Phillies

Veterans Stadium, Philadelphia, PA

Wed May 01 1985, 7:05 PM EDT

Att. 17,464 - Unknown

livebaseballscorecards.com

AB	39
R	3
H	12
RBI	3
BB	2
SO	4
LOB	20

WP: 0 PA: 42
PB: 0
SB: 1
CS: 0

Batter	1	2	3	4	5	6	7	8	9	AB	R	H	RBI	BB	SO	LOB
Juan Samuel, R (1, 4) OBP: 0.295, SLG: 0.381	F9		5-3			1B / 2B / 1B	BBBBB / 1-2 / BB			3	1	1	0	1	0	0
Jeff Stone, L (1, 7) Larry Andersen, R (8, 1)	SSS / K			1-3		1-3 / 2B / 1B	SSS / K			4 0	1 0	1 0	0 0	0 0	2 0	2 0
Von Hayes, L (1, 8) OBP: 0.424, SLG: 0.493	4-3			F7		1-H / 3-H / 2B		SSS / K		4	0	1	2	0	1	0
Mike Schmidt, R (1, 5) OBP: 0.305, SLG: 0.333		5-3 / 1B		6-3		6-3		F7		4	0	1	0	0	0	1
Tim Corcoran, L (1, 3) OBP: 0.396, SLG: 0.383		SSS / K			3-1	IBB		F8		3	0	0	0	1	1	1
Glenn Wilson, R (1, 9) OBP: 0.286, SLG: 0.470		5-3 / 1-2			WP / 5-3 / 1B	5-3			SSS / K	4	0	1	0	0	1	3
Ozzie Virgil, R (1, 2) OBP: 0.344, SLG: 0.500		5-3			5-3 / 1-2		BLK / 1B		SSS / K	4	0	1	0	0	1	2
Steve Jeltz, S (1, 6) OBP: 0.250, SLG: 0.200			6-3		SSS / K / 2-3		F3		F2	3	0	0	0	0	1	2
Darren Daulton, L (9, PH) OBP: 0.357, SLG: 0.182										1	0	0	0	0	0	0
Shane Rawley, R (1, 1)			SSS / K			F7	F8			2	0	0	0	0	1	0
Greg Gross, L (7, PH) OBP: 0.240, SLG: 0.292 (8, 7)										1	0	0	0	0	0	1
Inning Stats	R: 0 E: 0 K: 1 S: 5 H: 0 LOB: 0 BB: 0 P: 5	R: 0 E: 0 K: 1 S: 6 H: 1 LOB: 1 BB: 0 P: 6	R: 0 E: 0 K: 1 S: 5 H: 0 LOB: 0 BB: 0 P: 5	R: 0 E: 0 K: 0 S: 3 H: 0 LOB: 0 BB: 0 P: 3	R: 0 E: 0 K: 1 S: 6 H: 1 LOB: 1 BB: 0 P: 6	R: 2 E: 0 K: 0 S: 6 H: 3 LOB: 2 BB: 1 P: 10	R: 0 E: 0 K: 1 S: 6 H: 1 LOB: 2 BB: 1 P: 10	R: 0 E: 0 K: 1 S: 5 H: 0 LOB: 0 BB: 0 P: 5	R: 0 E: 0 K: 2 S: 7 H: 0 LOB: 0 BB: 0 P: 7						

PITCHER		IP	WLS	BF	H	R	ER	SO	BB	IBB	HBP	BLK	WP	HR	S	P	ERA	WHIP
David Palmer, R ERA: 4.09	(1, 1)	6.0	W	24	5	2	2	4	0	1	0	0	1	0	31	35	3.00	0.833
Bert Roberge, R ERA: 1.54	(7, 1)	0.2		3	1	0	0	0	0	0	0	0	0	0	3	3	0.00	1.500
Jeff Reardon, R ERA: 1.08	(7, 1)	2.1	S	8	0	0	0	4	1	0	0	1	0	0	15	19	0.00	0.429

PITCHER	IP	WLS	BF	H	R	ER	SO	BB	IBB	HBP	BLK	WP	HR	S	P	ERA	WHIP

BOTTOM

Montreal Expos @ Philadelphia Phillies

Veterans Stadium, Philadelphia, PA

Wed May 01 1985, 7:05 PM EDT

Att. 17,464 - Unknown

livebaseballscorecards.com

AB	33
R	2
H	6
RBI	2
BB	2
SO	8
LOB	12

1B: 5	SF: 0	WP: 1	PA: 35
2B: 1	SAC: 0	PB: 0	
3B: 0	DP: 0	SB: 0	
HR: 0	HBP: 0	CS: 0	

Montreal Expos @ Atlanta Braves

Atlanta-Fulton County Stadium, Atlanta, GA

Fri May 03 1985, 7:05 PM EDT

Att. 14,364 - Unknown

TOP

livebaseballscorecards.com

Batter	1	2	3	4	5	6	7	8	9	AB	R	H	RBI	BB	SO	LOB
Tim Raines, S (1, 7) OBP: 0.307, SLG: 0.366	B B B B 4-0 4-3 BB		x 0-0 ② F7 1-2		x 0-0 FC4 2-H 1B		x 0-0 ① 4-3	x 0-0 ② F8		4	0	1	1	1	0	3
U L Washington, S (1, 4) OBP: 0.353, SLG: 0.394	x 0-0 ① 4-3 1-2		x 0-0 ③ 4-3		x 0-0 ② FC4 S 1-2f 2B		x 0-0 ② L6	x 0-0 E 2-H 3-H 3B		5	2	1	2	0	0	3
Andre Dawson, R (1, 9) OBP: 0.381, SLG: 0.608	x 0-0 ② 6-3			x 0-0 ① 6-3	x 0-0 1-H 2B	B B B B 4-0 1B 1B BB	x 0-0 E9 3-H 2B			4	1	2	2	1	0	1
Dan Driessen, L (1, 3) OBP: 0.355, SLG: 0.464	x 0-0 ③ F6			x 0-0 ② 4-3	x 0-0 ③ 1-3		x 0-0 1B 1-3 1B	S S S 0-3 ③ K		5	0	1	0	0	1	3
Hubie Brooks, R (1, 6) OBP: 0.344, SLG: 0.457		x 0-0 ① F9		x 0-0 ③ F3		x 0-0 HR	x 0-0 1-2 3-H 1B		x 0-0 ① F8	5	1	2	2	0	0	0
Tim Wallach, R (1, 5) OBP: 0.368, SLG: 0.500		x 0-0 ② F4			x 0-0 1B S 1B 1B	B B B B 4-0 FC4-6 BB	x 0-0 ③ L6		x 0-0 ② G3	4	1	1	0	1	0	2
Herm Winningham, L (1, 8) OBP: 0.320, SLG: 0.311		B B B B 4-0 CS BB			x 0-0 S 1-3 1B 1B	x 0-0 ① FC4-6 CS S 1-2f		x 0-0 SH1-4 1B 3B 1B	S S S 0-3 ③ K	4	2	2	0	1	1	1
Mike Fitzgerald, R (1, 2) OBP: 0.437, SLG: 0.362		0-0 ③ CS 1-2	x 0-0 S 1B		x 0-0 SH5-4 1-H 3-H 1B 1B	B B B B 4-0 CS 1-2 BB		x 0-0 SH1-4 1-2 3B 1B		3	2	3	2	1	0	0
Joe Hesketh, R (1, 1) OBP: 0.250, SLG: 0.250			S S S 0-3 ① K		x 0-0 ① SH5-4 1-2	S S S 0-3 ②③ K 1-2 2-3		x 0-0 ① SH1-4 1-2 2-3		2	0	0	0	0	2	3

	AB	R	H	RBI	BB	SO	LOB
	36	9	13	9	5	4	16

Inning Stats																																
	R: 0	H: 0		R: 0	H: 0		R: 0	H: 1		R: 0	H: 0		R: 4	H: 5		R: 1	H: 1		R: 1	H: 2		R: 3	H: 4		R: 0	H: 0		1B: 9	SF: 0		WP: 0	PA: 44	
	E: 0	LOB: 1		E: 0	LOB: 0		E: 0	LOB: 1		E: 0	LOB: 0		E: 0	LOB: 1		E: 0	LOB: 2		E: 0	LOB: 2		E: 1	LOB: 1		E: 0	LOB: 0		2B: 2	SAC: 2		PB: 0		
	K: 0	BB: 1		K: 0	BB: 1		K: 1	BB: 0		K: 0	BB: 0		K: 0	BB: 1		K: 1	BB: 2		K: 0	BB: 1		K: 1	BB: 0		K: 1	BB: 0		3B: 1	DP: 0		SB: 5		
	S: 3	P: 7		S: 2	P: 6		S: 6	P: 6		S: 3	P: 3		S: 8	P: 8		S: 5	P: 13		S: 5	P: 9		S: 9	P: 9		S: 5	P: 5		HR: 1	HBP: 0		CS: 3		

PITCHER		IP	WLS	BF	H	R	ER	SO	BB	IBB	HBP	BLK	WP	HR	S	P	ERA	WHIP
Len Barker, R ERA: 4.74	(1, 1)	4.2	L	21	6	4	4	1	2	0	0	0	0	0	21	29	7.71	1.714
Craig McMurtry, R ERA: 7.27	(5, 1)	0.1		1	0	0	0	0	0	0	0	0	0	0	1	1	0.00	0.000
Rick Camp, R ERA: 6.23	(6, 1)	2.0		11	3	2	2	1	3	0	0	0	0	1	10	22	9.00	3.000
Zane Smith, L ERA: 4.05	(8, 1)	2.0		10	4	3	3	2	0	0	0	0	0	0	14	14	13.50	2.000

PITCHER	IP	WLS	BF	H	R	ER	SO	BB	IBB	HBP	BLK	WP	HR	S	P	ERA	WHIP

Batter	1	2	3	4	5	6	7	8	9	AB	R	H	RBI	BB	SO	LOB
Claudell Washington, L (1, 9) OBP: 0.346, SLG: 0.392	6-3		S 1B (1-2)		K			F9		4	0	1	0	0	1	1
Rafael Ramirez, R (1, 6) OBP: 0.284, SLG: 0.348	6-3		K (2-3)		E9 2B (1-H)			K		4	0	1	0	0	2	2
Terry Harper, R (1, 7) OBP: 0.276, SLG: 0.464	1B		K2-3 (1-2)		F3			5-3		4	0	1	0	0	1	2
Dale Murphy, R (1, 8) OBP: 0.457, SLG: 0.863	K		K			F9			2B 1B	4	0	1	0	0	2	1
Bob Horner, R (1, 5) OBP: 0.214, SLG: 0.302		F7		5-3		L6			F8	4	0	0	0	0	0	1
Chris Chambliss, L (1, 3) OBP: 0.294, SLG: 0.317		E4		L5		K			F8	4	0	0	0	0	1	1
Rick Cerone, R (1, 2) OBP: 0.338, SLG: 0.394		F9			F8		K		2B (1-3)	4	0	1	0	0	1	1
Glenn Hubbard, R (1, 4) OBP: 0.373, SLG: 0.375		5-3			HR		6-3		F7	4	1	1	1	0	0	3
Len Barker, R (1, 1) Craig McMurtry, R (5, 1) Albert Hall, S (5, PH) OBP: 0.500, SLG: 0.333 Rick Camp, R (6, 1) Brad Komminsk, R (7, PH) OBP: 0.309, SLG: 0.267 Zane Smith, L (8, 1)			CI CS 1B		2B E BB		K			0 0 0 0 0 0 0 0 0 0 0 0 0 0 0 1 0 0 1 0 0 0 0 0 0 0 0 0 1 0 0 0 0 1 0 0 0 0 0 0 0 0						
Inning Stats	R: 0 H: 1 E: 0 LOB: 1 K: 1 BB: 0 S: 6 P: 6	R: 0 H: 0 E: 1 LOB: 1 K: 0 BB: 0 S: 4 P: 4	R: 0 H: 1 E: 1 LOB: 1 K: 2 BB: 0 S: 8 P: 8	R: 0 H: 0 E: 0 LOB: 0 K: 1 BB: 0 S: 5 P: 5	R: 2 H: 2 E: 1 LOB: 1 K: 1 BB: 1 S: 7 P: 11	R: 0 H: 0 E: 0 LOB: 0 K: 1 BB: 0 S: 5 P: 5	R: 0 H: 0 E: 0 LOB: 0 K: 2 BB: 0 S: 7 P: 7	R: 0 H: 0 E: 0 LOB: 0 K: 1 BB: 0 S: 5 P: 5	R: 0 H: 2 E: 0 LOB: 2 K: 0 BB: 0 S: 5 P: 5	1B: 3 SF: 0 2B: 2 SAC: 0 3B: 0 DP: 0 HR: 1 HBP: 0						

PITCHER	IP	WLS	BF	H	R	ER	SO	BB	IBB	HBP	BLK	WP	HR	S	P	ERA	WHIP
Joe Hesketh, L (1, 1) ERA: 2.25	9.0	W	35	6	2	1	9	1	0	0	0	0	1	52	56	1.00	0.778

PITCHER	IP	WLS	BF	H	R	ER	SO	BB	IBB	HBP	BLK	WP	HR	S	P	ERA	WHIP

BOTTOM

Montreal Expos @ Atlanta Braves

Atlanta-Fulton County Stadium, Atlanta, GA

Fri May 03 1985, 7:05 PM EDT

Att. 14,364 - Unknown

livebaseballscorecards.com

AB	33
R	2
H	6
RBI	1
BB	1
SO	9
LOB	12

WP: 0	PA: 35		
PB: 0			
SB: 1			
CS: 1			

Batter	1	2	3	4	5	6	7	8	9	AB	R	H	RBI	BB	SO	LOB
Tim Raines, S (1, 7) OBP: 0.301, SLG: 0.349	4-3		G3	BB 2B			1-3		4-3 2-3	4	0	0	0	1	0	1
U L Washington, S (1, 4) OBP: 0.385, SLG: 0.447 (8, 6)	6-3		G3	2B 1-3 2-H 3-H			FC6-4 1B		HR 1B 3-H	5	1	3	3	0	0	0
Andre Dawson, R (1, 9) OBP: 0.371, SLG: 0.619	6-3			K FC6-4 BB BB F9			FC6-4 FC6 1-2f		HR 1-H	5	2	1	2	0	1	3
Dan Driessen, L (1, 3) OBP: 0.358, SLG: 0.493		HR		BB FC6-4 1-2	F6		FC6 1-2f		4-3	4	1	1	1	1	0	1
Hubie Brooks, R (1, 6) OBP: 0.330, SLG: 0.435 Doug Flynn, R (8, 4)		1-3		FC6-4 BB BB 1B 1-2f 2-3	K			K		4 0	1 0	0 0	0 0	0 0	2 0	2 0
Tim Wallach, R (1, 5) OBP: 0.374, SLG: 0.488		BB		BB 1B 1-2	F7			F9		2	1	0	0	2	0	0
Herm Winningham, L (1, 8) OBP: 0.315, SLG: 0.292		F7		SH3-4 1B 2B 1-2 2-3 3-H		4-3		K		3	1	0	1	1	1	1
Mike Fitzgerald, R (1, 2) OBP: 0.427, SLG: 0.355		F8		SH3-4 2B 1B 1-2 2-H 3-H		K			E5 4-3 SH2-4 1B	4	2	1	2	0	1	1
Bryn Smith, R (1, 1) OBP: 0.182, SLG: 0.273 Jeff Reardon, R (8, 1) OBP: 0.500, SLG: 0.500			6-3	SH3-4 1-2 2-3		K			SH2-4 1-2	2 0	0 0	0 0	0 0	0 0	1 0	0 0
Inning Stats	R: 0 E: 0 K: 0 S: 3 H: 0 LOB: 0 BB: 0 P: 3	R: 1 E: 0 K: 0 S: 4 H: 1 LOB: 1 BB: 1 P: 8	R: 0 E: 0 K: 0 S: 3 H: 0 LOB: 0 BB: 0 P: 3	R: 5 E: 0 K: 1 S: 8 H: 2 LOB: 2 BB: 4 P: 24	R: 0 E: 0 K: 1 S: 5 H: 0 LOB: 0 BB: 0 P: 5	R: 0 E: 0 K: 2 S: 7 H: 0 LOB: 0 BB: 0 P: 7	R: 0 E: 0 K: 0 S: 4 H: 1 LOB: 1 BB: 0 P: 4	R: 0 E: 0 K: 2 S: 7 H: 0 LOB: 0 BB: 0 P: 7	R: 3 E: 1 K: 0 S: 6 H: 2 LOB: 0 BB: 0 P: 6	1B: 3 2B: 1 3B: 0 HR: 2 SF: 0 SAC: 2 DP: 0 HBP: 0						

TOP

Montreal Expos @ Atlanta Braves

Atlanta-Fulton County Stadium, Atlanta, GA

Sat May 04 1985, 7:05 PM EDT

Att. 35,362 - Unknown

livebaseballscorecards.com

AB	33
R	9
H	6
RBI	9
BB	5
SO	6
LOB	9

WP: 0 PB: 1 SB: 0 CS: 0 PA: 40

PITCHER		IP	WLS	BF	H	R	ER	SO	BB	IBB	HBP	BLK	WP	HR	S	P	ERA	WHIP
Pascual Perez, R ERA: 6.48	(1, 1)	3.2	L	19	2	6	3	1	5	0	0	0	0	1	16	36	7.36	1.909
Craig McMurtry, R ERA: 6.3	(4, 1)	1.1		5	1	0	0	1	0	0	0	0	0	0	7	7	0.00	0.750
Gene Garber, R ERA: 5.84	(6, 1)	2.0		7	1	0	0	2	0	0	0	0	0	0	11	11	0.00	0.500
Terry Forster, L ERA: 1.23	(8, 1)	2.0		9	2	3	0	2	0	0	0	0	0	1	13	13	0.00	1.000

PITCHER	IP	WLS	BF	H	R	ER	SO	BB	IBB	HBP	BLK	WP	HR	S	P	ERA	WHIP

Batter	1	2	3	4	5	6	7	8	9	AB	R	H	RBI	BB	SO	LOB
Claudell Washington, L (1, 9) OBP: 0.349, SLG: 0.392	K		FC4-6 1B 1-2f 3-H		3-1			F4-3 1B 1B	1B 1-3	5	1	2	1	0	1	1
Rafael Ramirez, R (1, 6) OBP: 0.290, SLG: 0.351	L3		1B 1-2			K		F4-3 1-2	1B 1-2 3-H	5	0	2	1	0	1	1
Terry Harper, R (1, 7) OBP: 0.265, SLG: 0.424	K		K			5-3		2B 2-H 1B	K	5	0	1	1	0	3	4
Dale Murphy, R (1, 8) OBP: 0.448, SLG: 0.833		4-3	K			1B		F8		4	0	1	0	0	1	3
Bob Horner, R (1, 5) OBP: 0.250, SLG: 0.351		4-3 1B		G4-3 1B		F9		1-3 2B		4	0	3	0	0	0	1
Chris Chambliss, L (1, 3) OBP: 0.278, SLG: 0.299		4-3 1-2		G4-3 1-2f			K	G3		4	0	0	0	0	1	4
Rick Cerone, R (1, 2) OBP: 0.333, SLG: 0.386		K		1-3			1B		F3	4	0	1	0	0	1	1
Ken Oberkfell, L (1, 4) OBP: 0.311, SLG: 0.341			SH FC4-6 1B		G4-6-3 1B		F9		1B 1B	4	2	3	0	0	0	1
Pascal Perez, R (1, 1) OBP: 0.286, SLG: 0.286			SH FC4-6 1-3		G4-6-3 1-2f		F5		K	0	0	0	0	0	0	0
Craig McMurtry, R (4, 1)										0	0	0	0	0	0	0
Albert Hall, S (5, PH) OBP: 0.400, SLG: 0.250										1	0	0	0	0	0	1
Gene Garber, R (6, 1) OBP: 1.000, SLG: 1.000										0	0	0	0	0	0	0
Gerald Perry, L (7, PH) OBP: 0.147, SLG: 0.121										1	0	0	0	0	0	1
Terry Forster, L (8, 1)										0	0	0	0	0	0	0
Brad Komminsk, R (9, PH) OBP: 0.305, SLG: 0.263										1	0	0	0	0	1	1
Inning Stats	R: 0 E: 0 K: 2 S: 7 H: 0 LOB: 0 BB: 0 P: 7	R: 0 E: 0 K: 1 S: 6 H: 1 LOB: 1 BB: 0 P: 6	R: 1 E: 1 K: 2 S: 10 H: 2 LOB: 2 BB: 0 P: 10	R: 0 E: 0 K: 0 S: 3 H: 1 LOB: 0 BB: 0 P: 3	R: 0 E: 0 K: 0 S: 3 H: 1 LOB: 0 BB: 0 P: 3	R: 0 E: 0 K: 1 S: 6 H: 1 LOB: 1 BB: 0 P: 6	R: 0 E: 0 K: 1 S: 6 H: 1 LOB: 1 BB: 0 P: 6	R: 1 E: 0 K: 0 S: 6 H: 3 LOB: 2 BB: 0 P: 6	R: 1 E: 0 K: 2 S: 10 H: 3 LOB: 2 BB: 0 P: 10	1B: 12 2B: 1 3B: 0 HR: 0	SF: 0 SAC: 1 DP: 2 HBP: 0						WP: 0 PB: 0 SB: 0 CS: 0	PA: 39

PITCHER		IP	WLS	BF	H	R	ER	SO	BB	IBB	HBP	BLK	WP	HR	S	P	ERA	WHIP
Bryn Smith, R ERA: 2.52	(1, 1)	7.2	W	32	10	2	2	7	0	0	0	0	0	0	46	46	2.35	1.304
Jeff Reardon, R ERA: 1.5	(8, 1)	1.1	S	7	3	1	1	2	0	0	0	0	0	0	11	11	6.75	2.250

PITCHER	IP	WLS	BF	H	R	ER	SO	BB	IBB	HBP	BLK	WP	HR	S	P	ERA	WHIP

BOTTOM

Montreal Expos @ Atlanta Braves

Atlanta-Fulton County Stadium, Atlanta, GA

Sat May 04 1985, 7:05 PM EDT

Att. 35,362 - Unknown

livebaseballscorecards.com

AB	38
R	3
H	13
RBI	3
BB	0
SO	9
LOB	19

Batter	1	2	3	4	5	6	7	8	9	AB	R	H	RBI	BB	SO	LOB
Miguel Dilone, S (1, 7) OBP: 0.257, SLG: 0.250	4-3	FC3-6 1-2f			5-3		FC3-6 1-2f			4	0	0	0	0	0	4
U L Washington, S (1, 4) OBP: 0.372, SLG: 0.429	1-3		G5-4-3 1B		F8		F8			4	0	1	0	0	0	1
Andre Dawson, R (1, 9) OBP: 0.355, SLG: 0.591	5-3		G5-4-3 1-2f			5-3		1-3		4	0	0	0	0	0	1
Dan Driessen, L (1, 3) OBP: 0.376, SLG: 0.558		HR	2B			F8		G5-4-3 1B		4	1	3	1	0	0	0
Hubie Brooks, R (1, 6) OBP: 0.327, SLG: 0.427		5-3	L1			1B 1B		G5-4-3 1-2f		4	0	1	0	0	0	2
Tim Wallach, R (1, 5) OBP: 0.379, SLG: 0.489		BB E 1B		F8		1-3 1B			L7	4	0	2	0	0	0	0
Herm Winningham, L (1, 8) OBP: 0.310, SLG: 0.288		E4 BB 1-2		CS 1B		F8			4-3	4	0	1	0	0	0	3
Mike Fitzgerald, R (1, 2) OBP: 0.430, SLG: 0.344		FC3-6 1-2 2-3 BB		K 1-2			FC3-6 BB		1-3	2	0	0	0	2	1	1
Bill Gullickson, R (1, 1) OBP: 0.182, SLG: 0.182		F6			6-3		K			2	0	0	0	0	0	3
Tim Burke, R (5, 1)										0	0	0	0	0	0	0
Tim Raines, S (7, PH) OBP: 0.298, SLG: 0.345										1	0	0	0	0	1	1
Steve Rogers, R (7, 1) OBP: 0.091, SLG: 0.091										0	0	0	0	0	0	0
Inning Stats	R: 0 E: 0 K: 0 S: 3 H: 0 LOB: 0 BB: 0 P: 3	R: 1 E: 1 K: 0 S: 6 H: 2 LOB: 3 BB: 1 P: 10	R: 0 E: 0 K: 0 S: 4 H: 2 LOB: 1 BB: 0 P: 4	R: 0 E: 0 K: 1 S: 5 H: 1 LOB: 0 BB: 0 P: 5	R: 0 E: 0 K: 0 S: 3 H: 0 LOB: 0 BB: 0 P: 3	R: 0 E: 0 K: 0 S: 5 H: 2 LOB: 2 BB: 0 P: 5	R: 0 E: 0 K: 1 S: 5 H: 0 LOB: 1 BB: 1 P: 9	R: 0 E: 0 K: 0 S: 3 H: 1 LOB: 0 BB: 0 P: 3	R: 0 E: 0 K: 0 S: 3 H: 0 LOB: 0 BB: 0 P: 3	1B: 6 2B: 1 3B: 0 HR: 1 SF: 0 SAC: 0 DP: 2 HBP: 0						

PITCHER		IP	WLS	BF	H	R	ER	SO	BB	IBB	HBP	BLK	WP	HR	S	P	ERA	WHIP
Rick Mahler, R ERA: 2.09	(1, 1)	8.0	W	32	8	1	1	2	2	0	0	0	0	1	34	42	1.12	1.250
Bruce Sutter, R ERA: 1.32	(9, 1)	1.0		3	0	0	0	0	0	0	0	0	0	0	3	3	0.00	0.000

PITCHER	IP	WLS	BF	H	R	ER	SO	BB	IBB	HBP	BLK	WP	HR	S	P	ERA	WHIP

Montreal Expos @ Atlanta Braves

Atlanta-Fulton County Stadium, Atlanta, GA

Sun May 05 1985, 3:33 AM EDT

Att. 23,535 - Unknown

TOP

livebaseballscorecards.com

AB	33
R	1
H	8
RBI	1
BB	2
SO	2
LOB	16

Montreal Expos @ Atlanta Braves

Atlanta-Fulton County Stadium, Atlanta, GA

Sun May 05 1985, 3:33 AM EDT

Att. 23,535 - Unknown

BOTTOM

Batter	1	2	3	4	5	6	7	8	9	AB	R	H	RBI	BB	SO	LOB
Claudell Washington, L (1, 9) OBP: 0.330, SLG: 0.369	F7	L7		K		L6		1-3 1-2 2-3 3-H		5	0	0	1	0	1	3
Rafael Ramirez, R (1, 6) OBP: 0.286, SLG: 0.353	F3	2-H 2B			6-3		4-3	6-3		5	0	1	1	0	0	2
Gerald Perry, L (1, 3) OBP: 0.205, SLG: 0.189	E 2B	F7			E6 2B 1B		BB 1B	1-3		4	2	2	0	1	0	3
Dale Murphy, R (1, 8) OBP: 0.450, SLG: 0.816	E5 1B 2-H 1B		BB G5-4-3		L7		F3			3	1	1	0	1	0	2
Bob Horner, R (1, 5) OBP: 0.281, SLG: 0.356 Paul Zuvella, R (7, PR) OBP: 0.222, SLG: 0.333 (8, 5)	BB 1B		G5-4-3 1-2f		BB 2B		1B 1-2			2 0	1 0	1 0	0 0	2 0	0 0	1 0
Terry Harper, R (1, 7) OBP: 0.316, SLG: 0.472	1B 1-2 2-H		HBP 1-0		2B 0-0 1-H 2-H		F6			3	0	2	3	0	0	2
Ken Oberkfell, L (1, 4) OBP: 0.304, SLG: 0.333 Glenn Hubbard, R (3, PH) OBP: 0.371, SLG: 0.373 (4, 4)	F4		F3		6-3			1B 1B 1-3 1B		1 3	0 1	0 1	0 0	0 0	0 0	2 2
Bruce Benedict, R (1, 2) OBP: 0.188, SLG: 0.188		2B SH3-4 1B		F7		L7		1-3 1B 1-2 1B		4	1	2	0	0	0	0
Rick Mahler, R (1, 1) OBP: 0.227, SLG: 0.227 Chris Chambliss, L (8, PH) OBP: 0.288, SLG: 0.309 Bruce Sutter, R (9, 1)		SH3-4 1-2		1-3		K		1-3 1-2 2-3 1B		2 1 0	0 0 0	0 1 0	0 0 0	0 0 0	1 0 0	0 0 0
Inning Stats	R: 2 E: 1 K: 0 S: 6 H: 3 LOB: 2 BB: 1 P: 10	R: 1 E: 0 K: 0 S: 5 H: 2 LOB: 1 BB: 0 P: 5	R: 0 E: 0 K: 0 S: 2 H: 0 LOB: 1 BB: 1 P: 7	R: 0 E: 0 K: 1 S: 5 H: 0 LOB: 0 BB: 0 P: 5	R: 2 E: 1 K: 0 S: 5 H: 2 LOB: 1 BB: 1 P: 9	R: 0 E: 0 K: 1 S: 5 H: 0 LOB: 0 BB: 0 P: 5	R: 0 E: 0 K: 0 S: 4 H: 1 LOB: 2 BB: 1 P: 8	R: 1 E: 0 K: 0 S: 6 H: 3 LOB: 2 BB: 0 P: 6		1B: 8 2B: 3 3B: 0 HR: 0 SF: 0 SAC: 1 DP: 1 HBP: 1						

livebaseballscorecards.com

AB	33
R	6
H	11
RBI	5
BB	4
SO	2
LOB	17

WP: 0 PB: 0 SB: 0 CS: 0 PA: 39

PITCHER		IP	WLS	BF	H	R	ER	SO	BB	IBB	HBP	BLK	WP	HR	S	P	ERA	WHIP
Bill Gullickson, R ERA: 4.59	(1, 1)	4.2	L	24	7	5	4	1	3	0	1	0	0	0	22	35	7.71	2.143
Tim Burke, R ERA: 2.7	(5, 1)	1.1		4	0	0	0	1	0	0	0	0	0	0	6	6	0.00	0.000
Steve Rogers, R ERA: 4.11	(7, 1)	2.0		11	4	1	1	0	1	0	0	0	0	0	10	14	4.50	2.500

PITCHER	IP	WLS	BF	H	R	ER	SO	BB	IBB	HBP	BLK	WP	HR	S	P	ERA	WHIP

Houston Astros @ Montreal Expos

Olympic Stadium, Montreal, QB

Tue May 07 1985, 7:05 PM EDT

Att. 11,605 - Unknown

TOP

livebaseballscorecards.com

Batter	1	2	3	4	5	6	7	8	9	AB	R	H	RBI	BB	SO	LOB
Bill Doran, S (1, 4) OBP: 0.353, SLG: 0.315	F3		K		1-2 1B 3-H		BBB 4-0 SH5-4 BB		G3 1-3	4	0	1	1	1	1	2
Terry Puhl, L (1, 9) OBP: 0.442, SLG: 0.412	E6 CS			SSS 0-3 K	SSS 0-3 K		SH5-4 1-2		3-1	4	0	0	0	0	2	3
Denny Walling, L (1, 3) OBP: 0.368, SLG: 0.458	L4			4-3	G3		F7			4	0	0	0	0	0	4
Jose Cruz, L (1, 7) OBP: 0.389, SLG: 0.485	CS 1-2	3-1		S 1B 1B		1B 1B 1B	SSS K			4	2	2	0	0	1	1
Jerry Mumphrey, S (1, 8) OBP: 0.320, SLG: 0.337		G3		WP 1-H 1B		F5		3-1		4	0	1	1	0	0	1
Phil Garner, R (1, 5) OBP: 0.321, SLG: 0.377		4-3		2-3		1B 1-2 1B		F8		4	0	1	0	0	0	1
Mark Bailey, S (1, 2) OBP: 0.298, SLG: 0.205			FC1-6 1B		BBB 4-0 FC1-6 1B BB	1-2 2-H 1B		SSS 0-3 K		3	1	2	1	1	1	0
Craig Reynolds, L (1, 6) OBP: 0.327, SLG: 0.412			F7		FC1-6 1-2 1B	F5			PB S 1B	4	0	2	0	0	0	3
Bob Knepper, L (1, 1) Bill Dawley, R (6, 1)			FC1-6 1-2f		FC1-6 1B 1-2f 2-3	1-3			SSS K	3 1	0 0	0 0	0 0	0 0	0 1	5 1
Inning Stats	R: 0 E: 1 K: 0 S: 3 H: 0 LOB: 0 BB: 0 P: 3	R: 0 E: 0 K: 0 S: 3 H: 0 LOB: 0 BB: 0 P: 3	R: 0 E: 0 K: 1 S: 6 H: 1 LOB: 1 BB: 0 P: 6	R: 1 E: 0 K: 1 S: 7 H: 2 LOB: 1 BB: 0 P: 7	R: 1 E: 0 K: 1 S: 7 H: 2 LOB: 2 BB: 1 P: 11	R: 1 E: 0 K: 0 S: 6 H: 3 LOB: 2 BB: 0 P: 6	R: 0 E: 0 K: 1 S: 5 H: 0 LOB: 1 BB: 1 P: 9	R: 0 E: 0 K: 1 S: 5 H: 0 LOB: 0 BB: 0 P: 5	R: 0 E: 0 K: 1 S: 6 H: 1 LOB: 1 BB: 0 P: 6	1B: 9 2B: 0 3B: 0 HR: 0	SF: 0 SAC: 1 DP: 0 HBP: 0						

	AB	35
	R	3
	H	9
	RBI	3
	BB	2
	SO	6
	LOB	21

WP: 1 PB: 1 SB: 2 CS: 1 PA: 39

PITCHER		IP	WLS	BF	H	R	ER	SO	BB	IBB	HBP	BLK	WP	HR	S	P	ERA	WHIP
David Palmer, R ERA: 4.0	(1, 1)	5.0	L	21	5	2	2	3	1	0	0	0	1	0	26	30	3.60	1.200
Dan Schatzeder, L ERA: 7.62	(6, 1)	1.0		6	3	1	1	0	0	0	0	0	0	0	6	6	9.00	3.000
Ed Glynn, L ERA:	(7, 1)	1.0		4	0	0	0	1	1	0	0	0	0	0	5	9	0.00	1.000
Bert Roberge, R ERA: 1.32	(8, 1)	2.0		7	1	0	0	2	0	0	0	0	0	0	11	11	0.00	0.500

PITCHER	IP	WLS	BF	H	R	ER	SO	BB	IBB	HBP	BLK	WP	HR	S	P	ERA	WHIP

Batter	1	2	3	4	5	6	7	8	9	AB	R	H	RBI	BB	SO	LOB
Tim Raines, S (1, 7) OBP: 0.286, SLG: 0.330	K		6-3		6-3		K 1-2			4	0	0	0	0	2	1
U L Washington, S (1, 4) OBP: 0.340, SLG: 0.391	1-3		K		K			K		4	0	0	0	0	3	0
Andre Dawson, R (1, 8) OBP: 0.351, SLG: 0.571	BB		6-3			K		F8		3	0	0	0	1	1	0
Hubie Brooks, R (1, 6) OBP: 0.333, SLG: 0.441	4-3			BB 2B		E 1B 1B		6-3		4	1	2	0	0	0	1
Tim Wallach, R (1, 5) OBP: 0.374, SLG: 0.489		4-3 2B		6-3		K			F7	4	0	1	0	0	1	2
Jim Wohlford, R (1, 9) OBP: 0.273, SLG: 0.250 Terry Francona, L (6, PH) OBP: 0.476, SLG: 0.474 (7, 9)		4-3 2-3		L6-4 BB		E7 1-H 1B			F8	1 2	0 0	0 1	0 0	1 0	0 0	1 0
Vance Law, R (1, 3) OBP: 0.369, SLG: 0.333 Dan Driessen, L (6, PH) OBP: 0.368, SLG: 0.544 (7, 3)		G3		1-2 2-3 BB		F4			G4-1	1 2	0 0	0 0	0 0	1 0	0 0	1 1
Mike Fitzgerald, R (1, 2) OBP: 0.439, SLG: 0.348		BB		L6-4 2-3			CS 1B			2	0	1	0	1	0	3
David Palmer, R (1, 1) OBP: 0.250, SLG: 0.375 Miguel Dilone, S (5, PH) OBP: 0.250, SLG: 0.242 Dan Schatzeder, L (6, 1) OBP: 0.500, SLG: 0.500 Ed Glynn, R (7, 1) Razor Shines, S (7, PH) OBP: 0.150, SLG: 0.150 Bert Roberge, R (8, 1)		F3			F7		F4			1 1 0 0 1 0	0 0 0 0 0 0	0 0 0 0 0 0	0 0 0 0 0 0	0 0 0 0 0 0	0 0 0 0 0 0	2 0 0 0 1 0
Inning Stats	R: 0 E: 0 K: 1 S: 5 H: 0 LOB: 1 BB: 1 P: 9	R: 0 E: 0 K: 0 S: 4 H: 1 LOB: 2 BB: 1 P: 8	R: 0 E: 0 K: 1 S: 5 H: 0 LOB: 0 BB: 0 P: 5	R: 0 K: 0 S: 3 H: 1 LOB: 2 BB: 2 P: 11	R: 0 E: 0 K: 1 S: 5 H: 0 LOB: 0 BB: 0 P: 5	R: 1 E: 1 K: 2 S: 9 H: 2 LOB: 1 BB: 0 P: 9	R: 0 E: 0 K: 1 S: 5 H: 1 LOB: 1 BB: 0 P: 5	R: 0 E: 0 K: 1 S: 5 H: 0 LOB: 0 BB: 0 P: 5	R: 0 E: 0 K: 0 S: 3 H: 0 LOB: 0 BB: 0 P: 3	1B: 3 2B: 4 3B: 0 HR: 0 SF: 0 SAC: 0 DP: 2 HBP: 0						

BOTTOM

Houston Astros @ Montreal Expos

Olympic Stadium, Montreal, QB

Tue May 07 1985, 7:05 PM EDT

Att. 11,605 - Unknown

livebaseballscorecards.com

AB	30
R	1
H	5
RBI	0
BB	4
SO	7
LOB	13

WP: 0 PB: 0 SB: 0 CS: 1 PA: 34

PITCHER		IP	WLS	BF	H	R	ER	SO	BB	IBB	HBP	BLK	WP	HR	S	P	ERA	WHIP
Bob Knepper, L ERA: 2.8	(1, 1)	5.1	W	22	3	1	0	4	4	0	0	0	0	0	26	42	0.00	1.312
Bill Dawley, R ERA: 4.32	(6, 1)	3.2	S	12	2	0	0	3	0	0	0	0	0	0	18	18	0.00	0.545

PITCHER	IP	WLS	BF	H	R	ER	SO	BB	IBB	HBP	BLK	WP	HR	S	P	ERA	WHIP

Batter	1	2	3	4	5	6	7	8	9	AB	R	H	RBI	BB	SO	LOB
Bill Doran, S (1, 4) OBP: 0.349, SLG: 0.323	S S S 0-3 ① K		x 0-0 ③ 5-3			S S S 0-3 ① K		x 0-0 2B		4	0	1	0	0	2	1
Enos Cabell, R (1, 3) OBP: 0.281, SLG: 0.339	S S S 0-3 ② K		x 0-0 ① F8			S S S 0-3 ② K		x 0-0 ③ 1-3		3	0	0	0	0	2	0
Denny Walling, L (8, PH) OBP: 0.364, SLG: 0.452 (8, 3)										1	0	0	0	0	0	1
Phil Garner, R (1, 5) OBP: 0.318, SLG: 0.370	S S S 0-3 ③ K		x 0-0 ② 5-3			x 0-0 1B			x 0-0 ① F4	4	0	1	0	0	1	0
Jose Cruz, L (1, 7) OBP: 0.375, SLG: 0.467		x 0-0 ① F7		S S S 0-3 ③ K		x 0-0 ③ F9			x 0-0 ② 4-3	4	0	0	0	0	1	1
Kevin Bass, S (1, 8) OBP: 0.295, SLG: 0.368		S S S 0-3 ② K			B B B B 4-0 1B BB		x 0-0 ① F5		x 0-0 ③ 6-3	3	0	0	0	1	1	0
Terry Puhl, L (1, 9) OBP: 0.435, SLG: 0.405		x 0-0 ③ 1-3			x 0-0 1-3 1B		x 0-0 ② G3			3	0	1	0	0	0	0
Mark Bailey, S (1, 2) OBP: 0.300, SLG: 0.214			x 0-0 FC5-4 1B		S S S 0-3 ① K		x 0-0 ③ 2-3			3	0	1	0	0	1	2
Dickie Thon, R (1, 6) OBP: 0.231, SLG: 0.184			x 0-0 ① FC5-4 BLK 1-2f		S S S 0-3 ② K			x 0-0 ① F7		3	0	0	0	0	1	3
Nolan Ryan, R (1, 1)			S S S 0-3 ② K 1-2		S S S 0-3 ③ K			S S S 0-3 ② K		2	0	0	0	0	2	3
Jim Pankovits, R (8, PH) OBP: 0.389, SLG: 0.267										1	0	0	0	0	1	0
Dave Smith, R (8, 1)										0	0	0	0	0	0	0
Inning Stats	R: 0 H: 0 E: 0 LOB: 0 K: 3 BB: 0 S: 9 P: 9	R: 0 H: 0 E: 0 LOB: 0 K: 1 BB: 0 S: 5 P: 5	R: 0 H: 1 E: 0 LOB: 1 K: 1 BB: 0 S: 6 P: 6	R: 0 H: 0 E: 0 LOB: 0 K: 1 BB: 0 S: 5 P: 5	R: 0 H: 1 E: 0 LOB: 2 K: 3 BB: 1 S: 10 P: 14	R: 0 H: 1 E: 0 LOB: 1 K: 2 BB: 0 S: 8 P: 8	R: 0 H: 0 E: 0 LOB: 0 K: 0 BB: 0 S: 3 P: 3	R: 0 H: 1 E: 0 LOB: 1 K: 1 BB: 0 S: 6 P: 6	R: 0 H: 0 E: 0 LOB: 0 K: 0 BB: 0 S: 3 P: 3	1B: 3 SF: 0 2B: 1 SAC: 0 3B: 0 DP: 0 HR: 0 HBP: 0						

TOP

Houston Astros @ Montreal Expos

Olympic Stadium, Montreal, QB

Wed May 08 1985, 7:05 PM EDT

Att. 10,122 - Unknown

livebaseballscorecards.com

AB	31
R	0
H	4
RBI	0
BB	1
SO	12
LOB	11

WP: 0 PB: 0 SB: 0 CS: 0 PA: 32

PITCHER		IP	WLS	BF	H	R	ER	SO	BB	IBB	HBP	BLK	WP	HR	S	P	ERA	WHIP
Joe Hesketh, L ERA: 1.77	(1, 1)	7.2	W	28	4	0	0	12	1	0	0	1	0	0	51	55	0.00	0.652
Jeff Reardon, R ERA: 1.4	(8, 1)	1.1	S	4	0	0	0	0	0	0	0	0	0	0	4	4	0.00	0.000

PITCHER	IP	WLS	BF	H	R	ER	SO	BB	IBB	HBP	BLK	WP	HR	S	P	ERA	WHIP

Batter	1	2	3	4	5	6	7	8	9	AB	R	H	RBI	BB	SO	LOB
Tim Raines, S (1, 7) OBP: 0.284, SLG: 0.319	G3	K			K			HBP		3	0	0	0	0	2	3
Vance Law, R (1, 4) OBP: 0.368, SLG: 0.322	F3		BB		K			SH1-4		2	0	0	0	1	1	0
Andre Dawson, R (1, 9) OBP: 0.337, SLG: 0.547	F7		4-3			4-3		F9		4	0	0	0	0	0	2
Dan Driessen, L (1, 3) OBP: 0.385, SLG: 0.543		BB	1B			K		IBB		2	1	1	0	2	1	0
Hubie Brooks, R (1, 6) OBP: 0.340, SLG: 0.438		HBP	L6-3			CS		F7		3	0	1	0	0	0	4
Tim Wallach, R (1, 5) OBP: 0.382, SLG: 0.484		BB	BB	G4-6-3		CS	K			1	0	0	0	2	1	0
Herm Winningham, L (1, 8) OBP: 0.311, SLG: 0.278		BB	F7				K			2	0	0	1	1	1	1
Mike Fitzgerald, R (1, 2) OBP: 0.435, SLG: 0.338		K	G4-6-3				HBP			2	0	0	0	0	1	4
Joe Hesketh, R (1, 1) OBP: 0.182, SLG: 0.182 Jeff Reardon, R (8, 1) OBP: 0.500, SLG: 0.500		K			K		K			3 0	0 0	0 0	0 0	0 0	3 0	4 0
Inning Stats	R: 0 E: 0 K: 0 S: 3 H: 0 LOB: 0 BB: 0 P: 3	R: 1 E: 0 K: 3 S: 9 H: 0 LOB: 3 BB: 3 P: 22	R: 0 E: 0 K: 0 S: 3 H: 1 LOB: 1 BB: 1 P: 7	R: 0 E: 0 K: 0 S: 2 H: 0 LOB: 0 BB: 1 P: 6	R: 0 E: 0 K: 3 S: 9 H: 0 LOB: 0 BB: 0 P: 9	R: 0 E: 0 K: 1 S: 5 H: 1 LOB: 0 BB: 0 P: 5	R: 0 E: 0 K: 3 S: 9 H: 0 LOB: 1 BB: 0 P: 10	R: 0 E: 0 K: 0 S: 3 H: 0 LOB: 2 BB: 1 P: 8		1B: 2 2B: 1 3B: 0 HR: 0 SF: 0 SAC: 1 DP: 2 HBP: 3						

PITCHER		IP	WLS	BF	H	R	ER	SO	BB	IBB	HBP	BLK	WP	HR	S	P	ERA	WHIP
Nolan Ryan, R ERA: 2.42	(1, 1)	7.0	L	27	2	1	1	10	5	0	2	0	0	0	40	62	1.29	1.000
Dave Smith, R ERA: 0.47	(8, 1)	1.0		5	0	0	0	0	0	1	1	0	0	0	3	8	0.00	0.000

PITCHER	IP	WLS	BF	H	R	ER	SO	BB	IBB	HBP	BLK	WP	HR	S	P	ERA	WHIP

BOTTOM

Houston Astros @ Montreal Expos

Olympic Stadium, Montreal, QB

Wed May 08 1985, 7:05 PM EDT

Att. 10,122 - Unknown

livebaseballscorecards.com

AB	22
R	1
H	2
RBI	1
BB	6
SO	10
LOB	18

Batter	1	2	3	4	5	6	7	8	9	AB	R	H	RBI	BB	SO	LOB
Claudell Washington, L (1, 9) OBP: 0.337, SLG: 0.402	3-1		1-2 1B			G3		G6-4-3 1-2f		4	0	1	0	0	0	1
Rafael Ramirez, R (1, 6) OBP: 0.280, SLG: 0.348	F4		F6			2B			F7	4	0	1	0	0	0	2
Gerald Perry, L (1, 3) OBP: 0.250, SLG: 0.245	K			4-3		1-3			1B	4	0	1	0	0	1	1
Dale Murphy, R (1, 8) OBP: 0.425, SLG: 0.740		5-3		F8			1B 1B		F7	4	0	1	0	0	0	1
Bob Horner, R (1, 5) OBP: 0.276, SLG: 0.329		4-3		6-3			G6-4-3 1-2 1B		F8	4	0	1	0	0	0	1
Terry Harper, R (1, 7) OBP: 0.271, SLG: 0.435		F7			5-3		K			3	0	0	0	0	1	2
Ken Oberkfell, L (1, 4) OBP: 0.321, SLG: 0.333			5-3		F7		G6-4-3 1-2f			3	0	0	0	0	0	2
Bruce Benedict, R (1, 2) OBP: 0.263, SLG: 0.222			1B 1B		F2			G6-4-3 BB		2	0	1	0	1	0	0
Rick Mahler, R (1, 1) OBP: 0.217, SLG: 0.217 Gene Garber, R (5, 1) OBP: 1.000, SLG: 1.000 Albert Hall, S (6, PH) OBP: 0.286, SLG: 0.167 Rick Camp, R (6, 1) Chris Chambliss, L (8, PH) OBP: 0.280, SLG: 0.300 Jeff Dedmon, L (8, 1)			F9			F3		F8		1 0 1 0 1 0	0 0 0 0 0 0	0 0 0 0 0 0	0 0 0 0 0 0	0 0 0 0 0 0	0 0 0 0 0 0	1 0 0 0 1 0
Inning Stats	R: 0 E: 0 K: 1 S: 5 H: 0 LOB: 0 BB: 0 P: 5	R: 0 E: 0 K: 0 S: 3 H: 0 LOB: 0 BB: 0 P: 3	R: 0 E: 0 K: 0 S: 5 H: 2 LOB: 2 BB: 0 P: 5	R: 0 E: 0 K: 0 S: 3 H: 0 LOB: 0 BB: 0 P: 3	R: 0 E: 0 K: 0 S: 3 H: 0 LOB: 0 BB: 0 P: 3	R: 0 E: 0 K: 0 S: 4 H: 1 LOB: 1 BB: 0 P: 4	R: 0 E: 0 K: 1 S: 6 H: 2 LOB: 1 BB: 0 P: 6	R: 0 E: 0 K: 0 S: 2 H: 0 LOB: 0 BB: 1 P: 6	R: 0 E: 0 K: 0 S: 4 H: 1 LOB: 1 BB: 0 P: 4	1B: 5 2B: 1 3B: 0 HR: 0 SF: 0 SAC: 0 DP: 2 HBP: 0						

TOP

Atlanta Braves @ Montreal Expos

Olympic Stadium, Montreal, QB

Fri May 10 1985, 7:05 PM EDT

Att. 11,320 - Unknown

livebaseballscorecards.com

AB	31
R	0
H	6
RBI	0
BB	1
SO	2
LOB	12

PITCHER		IP	W/L/S	BF	H	R	ER	SO	BB	IBB	HBP	BLK	WP	HR	S	P	ERA	WHIP
Bryn Smith, R ERA: 2.01	(1, 1)	9.0	W	32	6	0	0	2	1	0	0	0	0	0	35	39	0.00	0.778

PITCHER	IP	W/L/S	BF	H	R	ER	SO	BB	IBB	HBP	BLK	WP	HR	S	P	ERA	WHIP

Batter	1	2	3	4	5	6	7	8	9	AB	R	H	RBI	BB	SO	LOB
Tim Raines, S (1, 7) OBP: 0.283, SLG: 0.309	L6	2B BB			6-3	FC4				3	1	0	0	1	0	2
Vance Law, R (1, 4) OBP: 0.389, SLG: 0.355	1B 5-3	2B			1B E BB		4-3			3	2	2	3	1	0	0
Andre Dawson, R (1, 9) OBP: 0.333, SLG: 0.535	5-3	L3			E 1B		5-3			4	0	1	0	0	0	2
Dan Driessen, L (1, 3) OBP: 0.379, SLG: 0.529	FC6-4 1B		5-3		E3 G1-4-3		4-3			4	0	1	2	0	0	1
Hubie Brooks, R (1, 6) OBP: 0.327, SLG: 0.420	FC6-4		F4		G1-4-3			6-3		4	0	0	0	0	0	3
Tim Wallach, R (1, 5) OBP: 0.368, SLG: 0.464		4-3	F4			F8		F1		4	0	0	0	0	0	0
Herm Winningham, L (1, 8) OBP: 0.323, SLG: 0.281		BB 1B 2B 1B		3-1		1B BB		1-3		3	1	1	0	1	0	0
Mike Fitzgerald, R (1, 2) OBP: 0.420, SLG: 0.324		F9		K		F7				3	0	0	0	0	1	2
Bryn Smith, R (1, 1) OBP: 0.286, SLG: 0.357		BB 2B 1B		6-3		FC4 1B				3	1	2	0	0	0	0
Inning Stats	R: 1 E: 0 K: 0 S: 5 H: 2 LOB: 1 BB: 0 P: 5	R: 3 E: 0 K: 0 S: 6 H: 3 LOB: 1 BB: 1 P: 10	R: 0 E: 0 K: 0 S: 3 H: 0 LOB: 0 BB: 0 P: 3	R: 0 E: 0 K: 1 S: 5 H: 0 LOB: 0 BB: 0 P: 5	R: 1 E: 1 K: 0 S: 4 H: 1 LOB: 1 BB: 1 P: 8	R: 0 E: 0 K: 0 S: 4 H: 1 LOB: 2 BB: 1 P: 8	R: 0 E: 0 K: 0 S: 3 H: 0 LOB: 0 BB: 0 P: 3	R: 0 E: 0 K: 0 S: 3 H: 0 LOB: 0 BB: 0 P: 3		1B: 6 2B: 1 3B: 0 HR: 0	SF: 0 SAC: 0 DP: 1 HBP: 0					

PITCHER		IP	WLS	BF	H	R	ER	SO	BB	IBB	HBP	BLK	WP	HR	S	P	ERA	WHIP
Rick Mahler, R ERA: 2.73	(1, 1)	4.1	L	22	6	5	5	1	2	0	0	0	0	0	22	30	10.38	1.846
Gene Garber, R ERA: 5.54	(5, 1)	0.2		1	0	0	0	0	0	0	0	0	0	0	1	1	0.00	0.000
Rick Camp, R ERA: 5.4	(6, 1)	2.0		8	1	0	0	0	1	0	0	0	0	0	7	11	0.00	1.000
Jeff Dedmon, R ERA:	(8, 1)	1.0		3	0	0	0	0	0	0	0	0	0	0	3	3	0.00	0.000

PITCHER	IP	WLS	BF	H	R	ER	SO	BB	IBB	HBP	BLK	WP	HR	S	P	ERA	WHIP

BOTTOM

Atlanta Braves @ Montreal Expos

Olympic Stadium, Montreal, QB

Fri May 10 1985, 7:05 PM EDT

Att. 11,320 - Unknown

livebaseballscorecards.com

AB	31
R	5
H	7
RBI	5
BB	3
SO	1
LOB	10

Batter	1	2	3	4	5	6	7	8	9	AB	R	H	RBI	BB	SO	LOB
Claudell Washington, L (1, 9) OBP: 0.333, SLG: 0.396	F5		F8			4-3			FC3-6, 1B	4	0	1	0	0	0	0
Ken Oberkfell, L (1, 4) OBP: 0.300, SLG: 0.309	F8			K		L3			FC3-6, G4-6-3, 1-2f	4	0	0	0	0	1	1
Dale Murphy, R (1, 8) OBP: 0.419, SLG: 0.721	6-3			G6-4-3, 1B			F8		G4-6-3, 1-2f	4	0	1	0	0	0	1
Bob Horner, R (1, 5) OBP: 0.291, SLG: 0.356		FC4-5, 2B		G6-4-3, 1-2f			1B			3	0	2	0	0	0	1
Terry Harper, R (1, 7) OBP: 0.275, SLG: 0.449		FC4-5, S, 2-3			L5-4, 2B		F3			3	0	1	0	0	0	2
Gerald Perry, L (1, 3) OBP: 0.255, SLG: 0.235		K, 1-2			BB		F7			2	0	0	0	1	1	2
Rafael Ramirez, R (1, 6) OBP: 0.273, SLG: 0.339		L1			L5-4, 2-3			1-3		3	0	0	0	0	0	3
Bruce Benedict, R (1, 2) OBP: 0.227, SLG: 0.190			5-3		L8, 1-2			1-3		3	0	0	0	0	0	1
Steve Bedrosian, R (1, 1) OBP: 0.091, SLG: 0.091			F8			6-3		F7		2	0	0	0	0	0	0
Chris Chambliss, L (8, PH) OBP: 0.276, SLG: 0.296										1	0	0	0	0	0	0
Bruce Sutter, R (8, 1)										0	0	0	0	0	0	0
Inning Stats	R: 0 E: 0 K: 0 S: 3 H: 0 LOB: 0 BB: 0 P: 3	R: 0 E: 0 K: 1 S: 6 H: 1 LOB: 1 BB: 0 P: 6	R: 0 E: 0 K: 0 S: 3 H: 0 LOB: 0 BB: 0 P: 3	R: 0 E: 0 K: 1 S: 5 H: 1 LOB: 0 BB: 0 P: 5	R: 0 E: 0 K: 0 S: 3 H: 1 LOB: 1 BB: 1 P: 7	R: 0 E: 0 K: 0 S: 3 H: 0 LOB: 0 BB: 0 P: 3	R: 0 E: 0 K: 0 S: 4 H: 1 LOB: 1 BB: 0 P: 4	R: 0 E: 0 K: 0 S: 3 H: 0 LOB: 0 BB: 0 P: 3	R: 0 E: 0 K: 0 S: 3 H: 1 LOB: 0 BB: 0 P: 3	1B: 3 2B: 3 3B: 0 HR: 0	SF: 0 SAC: 0 DP: 3 HBP: 0						

Atlanta Braves @ Montreal Expos

Olympic Stadium, Montreal, QB

Sat May 11 1985, 3:33 AM EDT

Att. 15,135 - Unknown

TOP

livebaseballscorecards.com

AB	29
R	0
H	5
RBI	0
BB	1
SO	2
LOB	11

PITCHER	IP	WLS	BF	H	R	ER	SO	BB	IBB	HBP	BLK	WP	HR	S	P	ERA	WHIP
Bill Gullickson, R (1, 1) ERA: 3.61	9.0	W	30	5	0	0	2	1	0	0	0	0	0	33	37	0.00	0.667

PITCHER	IP	WLS	BF	H	R	ER	SO	BB	IBB	HBP	BLK	WP	HR	S	P	ERA	WHIP

Atlanta Braves @ Montreal Expos

Olympic Stadium, Montreal, QB

Sat May 11 1985, 3:33 AM EDT

Att. 15,135 - Unknown

livebaseballscorecards.com

BOTTOM

Batter	1	2	3	4	5	6	7	8	9	AB	R	H	RBI	BB	SO	LOB
Tim Raines, S (1, 7) OBP: 0.291, SLG: 0.337	F7		F8			3B	1B			4	0	2	2	0	0	0
Vance Law, R (1, 4) OBP: 0.395, SLG: 0.369	2B			BB		F9	S			4	1	1	0	1	0	2
Andre Dawson, R (1, 9) OBP: 0.330, SLG: 0.524	1B			K		F3		6-3		4	0	1	1	0	1	2
Dan Driessen, L (1, 3) OBP: 0.374, SLG: 0.511	K			F2		IBB		L7		3	0	0	0	1	1	2
Hubie Brooks, R (1, 6) OBP: 0.319, SLG: 0.408		F9		K		F9		4-3		3	0	0	0	0	1	3
Tim Wallach, R (1, 5) OBP: 0.367, SLG: 0.455		K			5-3		1B BB			2	1	0	0	1	1	0
Herm Winningham, L (1, 8) OBP: 0.338, SLG: 0.300		4-3			S 1B		1B			3	1	2	0	0	0	0
Mike Fitzgerald, R (1, 2) OBP: 0.407, SLG: 0.311			6-3		K		F7			3	0	0	0	0	1	3
Bill Gullickson, R (1, 1) OBP: 0.143, SLG: 0.143			K		F3		5-3			3	0	0	0	0	1	3
Inning Stats	R: 1 H: 2 E: 0 LOB: 0 K: 1 BB: 0 S: 6 P: 6	R: 0 H: 0 E: 0 LOB: 0 K: 1 BB: 0 S: 5 P: 5	R: 0 H: 0 E: 0 LOB: 0 K: 1 BB: 0 S: 5 P: 5	R: 0 H: 0 E: 0 LOB: 1 K: 2 BB: 1 S: 7 P: 11	R: 0 H: 1 E: 0 LOB: 1 K: 1 BB: 0 S: 6 P: 6	R: 0 H: 1 E: 0 LOB: 2 K: 0 BB: 1 S: 4 P: 8	R: 2 H: 2 E: 0 LOB: 1 K: 0 BB: 1 S: 4 P: 8	R: 0 H: 0 E: 0 LOB: 0 K: 0 BB: 0 S: 3 P: 3		1B: 4 SF: 0 2B: 1 SAC: 0 3B: 1 DP: 0 HR: 0 HBP: 0						

AB	29
R	3
H	6
RBI	3
BB	3
SO	6
LOB	15

WP: 0 PA: 32
PB: 0
SB: 3
CS: 0

PITCHER		IP	WLS	BF	H	R	ER	SO	BB	IBB	HBP	BLK	WP	HR	S	P	ERA	WHIP
Steve Bedrosian, R ERA: 3.15	(1, 1)	7.0	L	29	6	3	3	6	2	1	0	0	0	0	37	49	3.86	1.143
Bruce Sutter, R ERA: 2.35	(8, 1)	1.0		3	0	0	0	0	0	0	0	0	0	0	3	3	0.00	0.000

PITCHER	IP	WLS	BF	H	R	ER	SO	BB	IBB	HBP	BLK	WP	HR	S	P	ERA	WHIP

Batter	1	2	3	4	5	6	7	8	9	AB	R	H	RBI	BB	SO	LOB
Claudell Washington, L (1, 9) OBP: 0.321, SLG: 0.381	3-1		K 1-2		3-1		6-3			4	0	0	0	0	1	3
Ken Oberkfell, L (1, 4) OBP: 0.281, SLG: 0.288	K			F8		5-3		4-3		4	0	0	0	0	1	0
Dale Murphy, R (1, 8) OBP: 0.413, SLG: 0.704	K			WP 1B 1B		F3		5-3		4	0	1	0	0	1	0
Bob Horner, R (1, 5) OBP: 0.289, SLG: 0.351		F7		L7		1B		K		4	0	1	0	0	1	1
Terry Harper, R (1, 7) OBP: 0.291, SLG: 0.472		6-3		WP 1-2 1B		1-3			2B	4	0	2	0	0	0	1
Gerald Perry, L (1, 3) OBP: 0.271, SLG: 0.226		G3		BB 1-2 2-3			1B BB		L6	2	0	0	0	2	0	1
Rafael Ramirez, R (1, 6) OBP: 0.280, SLG: 0.344			PB 1B	K			2-3 1-3 1B		6-3	4	0	2	0	0	1	4
Bruce Benedict, R (1, 2) OBP: 0.231, SLG: 0.167			F8		G6-3 BB		2-3 1-2		K	3	0	0	0	1	1	4
Craig McMurtry, R (1, 1) Jeff Dedmon, L (2, 1) Albert Hall, S (5, PH) OBP: 0.250, SLG: 0.143 Rick Camp, R (5, 1) Chris Chambliss, L (7, PH) OBP: 0.273, SLG: 0.292 Zane Smith, L (7, 1)			K		G6-3 1-2f		F8			0 1 1 0 1 0	0 0 0 0 0 0	0 1 0 0 0 0	0 1 0 0 0 0	0 0 0 0 0 0	0 1 0 0 1 0	0 1 1 0 2 0
Inning Stats	R: 0 E: 0 K: 2 S: 7 H: 0 LOB: 0 BB: 0 P: 7	R: 0 E: 0 K: 0 S: 3 H: 0 LOB: 0 BB: 0 P: 3	R: 0 E: 0 K: 2 S: 8 H: 1 LOB: 1 BB: 0 P: 8	R: 0 E: 0 K: 1 S: 7 H: 2 LOB: 3 BB: 1 P: 11	R: 0 E: 0 K: 0 S: 2 H: 0 LOB: 0 BB: 1 P: 6	R: 0 E: 0 K: 0 S: 4 H: 1 LOB: 1 BB: 0 P: 4	R: 0 E: 0 K: 0 S: 4 H: 1 LOB: 2 BB: 1 P: 8	R: 0 E: 0 K: 1 S: 5 H: 0 LOB: 0 BB: 0 P: 5	R: 0 E: 0 K: 1 S: 6 H: 1 LOB: 1 BB: 0 P: 6	1B: 5 2B: 1 3B: 0 HR: 0 SF: 0 SAC: 0 DP: 1 HBP: 0						

PITCHER		IP	W/L/S	BF	H	R	ER	SO	BB	IBB	HBP	BLK	WP	HR	S	P	ERA	WHIP
David Palmer, R ERA: 3.09	(1, 1)	8.0	W	31	5	0	0	6	3	0	0	0	1	0	40	52	0.00	1.000
Jeff Reardon, R ERA: 1.33	(9, 1)	1.0		4	1	0	0	1	0	0	0	0	0	0	6	6	0.00	1.000

PITCHER	IP	W/L/S	BF	H	R	ER	SO	BB	IBB	HBP	BLK	WP	HR	S	P	ERA	WHIP

TOP

Atlanta Braves @ Montreal Expos

Olympic Stadium, Montreal, QB

Sun May 12 1985, 3:33 AM EDT

Att. 14,180 - Unknown

livebaseballscorecards.com

AB	32
R	0
H	6
RBI	0
BB	3
SO	7
LOB	18

Batter	1	2	3	4	5	6	7	8	9	AB	R	H	RBI	BB	SO	LOB
Tim Raines, S (1, 7) OBP: 0.316, SLG: 0.385	0-0 WP SF8 2B	0-0 3B			0-0 S 1B		BBBB 4-0 G4-6-3 BB			3	1	3	1	1	0	0
Vance Law, R (1, 4) OBP: 0.375, SLG: 0.353	0-0 ① SF8 2-H	0-0 ③ 4-3			SSS 0-3 ① K 1-2		0-0 ②③ G4-6-3 1-2f			3	0	0	1	0	1	4
Terry Francona, L (1, 9) OBP: 0.458, SLG: 0.545 Jim Wohlford, R (8, 9) OBP: 0.294, SLG: 0.310	0-0 3B		0-0 ① 3-1		0-0 ② L3			0-0 G3 2B		3 1	0 0	1 1	0 0	0 0	0 0	1 0
Dan Driessen, L (1, 3) OBP: 0.369, SLG: 0.533	0-0 ② 4-3		0-0 HR		0-0 ③ F8			SSS 0-3 ① K		4	1	1	1	0	1	3
Hubie Brooks, R (1, 6) OBP: 0.308, SLG: 0.393	SSS 0-3 ③ K		0-0 ② 6-3			0-0 ① 4-3		0-0 ② G3 2-3		4	0	0	0	0	1	2
Tim Wallach, R (1, 5) OBP: 0.372, SLG: 0.451		0-0 BB 1B 1B	SSS 0-3 ③ K			0-0 ② F7		BBBB 4-0 BB		3	1	1	0	1	1	0
Herm Winningham, L (1, 8) OBP: 0.333, SLG: 0.286		BBBB 4-0 1B 3B 1-2 BB		0-0 ① 1-3		0-0 ③ F8		0-0 ③ F4		3	1	0	0	1	0	2
Sal Butera, R (1, 2) OBP: 0.429, SLG: 0.571		0-0 K 1-3 2-H 1B		0-0 ② 5-3			0-0 2B			3	0	2	1	0	0	0
David Palmer, R (1, 1) OBP: 0.182, SLG: 0.273 Jeff Reardon, R (9, 1) OBP: 0.500, SLG: 0.500	SSS 0-3 ①② K 1-2			0-0 ③ F3			SSS 0-3 ① K			3 0	0 0	0 0	0 0	0 0	2 0	3 0
Inning Stats	R: 1 H: 2 E: 0 LOB: 1 K: 1 BB: 0 S: 7 P: 7	R: 2 H: 3 E: 0 LOB: 1 K: 1 BB: 1 S: 7 P: 11	R: 1 H: 1 E: 0 LOB: 0 K: 1 BB: 0 S: 6 P: 6	R: 0 H: 0 E: 0 LOB: 0 K: 0 BB: 0 S: 3 P: 3	R: 0 H: 1 E: 0 LOB: 1 K: 1 BB: 0 S: 6 P: 6	R: 0 H: 0 E: 0 LOB: 0 K: 0 BB: 0 S: 3 P: 3	R: 0 H: 1 E: 0 LOB: 1 K: 1 BB: 1 S: 5 P: 9	R: 0 H: 1 E: 0 LOB: 2 K: 1 BB: 1 S: 6 P: 10		1B: 3 SF: 1 2B: 3 SAC: 0 3B: 2 DP: 1 HR: 1 HBP: 0						

PITCHER		IP	WLS	BF	H	R	ER	SO	BB	IBB	HBP	BLK	WP	HR	S	P	ERA	WHIP
Craig McMurtry, R ERA: 7.71	(1, 1)	1.2	L	10	5	3	3	2	1	0	0	0	1	0	13	17	16.20	3.600
Jeff Dedmon, R ERA: 1.8	(2, 1)	2.1		8	1	1	1	1	0	0	0	0	0	1	10	10	3.86	0.429
Rick Camp, R ERA: 4.76	(5, 1)	2.0		7	1	0	0	1	0	0	0	0	0	0	9	9	0.00	0.500
Zane Smith, L ERA: 4.38	(7, 1)	2.0		9	2	0	0	2	2	0	0	0	0	0	11	19	0.00	2.000

PITCHER	IP	WLS	BF	H	R	ER	SO	BB	IBB	HBP	BLK	WP	HR	S	P	ERA	WHIP

Atlanta Braves @ Montreal Expos

Olympic Stadium, Montreal, QB

Sun May 12 1985, 3:33 AM EDT

Att. 14,180 - Unknown

BOTTOM

livebaseballscorecards.com

AB	30
R	4
H	9
RBI	4
BB	3
SO	6
LOB	15

WP: 1 PA: 34
PB: 0
SB: 1
CS: 0

Montreal Expos @ Houston Astros

Astrodome, Houston, TX

Mon May 13 1985, 8:05 PM EDT

Att. 10,558 - Unknown

TOP

livebaseballscorecards.com

Batter	1	2	3	4	5	6	7	8	9	10	AB	R	H	RBI	BB	SO	LOB
Herm Winningham, L (1, 8) OBP: 0.351, SLG: 0.324	0-0 3-1 S FC5-2 1B		0-3 K			0-0 F8 S 1B 1B		0-3 K		0-0 1-H 2B	5	1	3	0	0	2	0
Vance Law, R (1, 4) (9, 3) OBP: 0.376, SLG: 0.347	0-0 3-1 1-3		0-0 F8			4-0 1B 1-2 BB		0-0 1B		0-0 5-3	4	0	1	0	1	0	2
Andre Dawson, R (1, 9) OBP: 0.325, SLG: 0.505	0-0 FC5-2 3-H			0-3 K		0-0 F8 2-3		0-0 F8		4-0 IBB	4	0	0	0	1	1	4
Dan Driessen, L (1, 3) OBP: 0.374, SLG: 0.531	0-0 F7			0-0 4-3		0-0 FC6-4 1-2 3-H 1B			0-0 S 1B 1B	0-0 1-3	4	0	2	1	0	0	1
Miguel Dilone, S (9, PR) OBP: 0.250, SLG: 0.242											0	1	0	0	0	0	0
U L Washington, S (9, 4) OBP: 0.333, SLG: 0.383											1	0	0	0	0	0	2
Jeff Reardon, R (10, 1) OBP: 0.500, SLG: 0.500											0	0	0	0	0	0	0
Hubie Brooks, R (1, 6) OBP: 0.298, SLG: 0.378		0-0 F8		0-3 K		0-0 FC6-4 1-2f			0-0 F4		4	0	0	0	0	1	3
Tim Wallach, R (1, 5) OBP: 0.359, SLG: 0.434		0-0 5-3			0-0 5-3		0-0 F8		0-0 F7 1-2		4	0	0	0	0	0	1
Terry Francona, L (1, 7) OBP: 0.464, SLG: 0.538		0-0 1B			0-0 F8		0-0 G3		0-0 2-H 1B		4	0	2	1	0	0	0
Jim Wohlford, R (9, PR) (9, 7) OBP: 0.294, SLG: 0.310											0	0	0	0	0	0	0
Mike Fitzgerald, R (1, 2) OBP: 0.389, SLG: 0.295		0-0 G3			0-0 4-3		0-0 F9		0-0 F8		4	0	0	0	0	0	3
Joe Hesketh, R (1, 1) OBP: 0.154, SLG: 0.154			0-3 K			0-3 K		0-3 K		0-0 2B 1B	2	0	0	0	0	2	0
Razor Shines, S (8, PH) OBP: 0.143, SLG: 0.143											1	0	0	0	0	1	0
Bert Roberge, R (8, 1)											0	0	0	0	0	0	0
Doug Flynn, R (10, PH) OBP: 0.250, SLG: 0.250											1	0	1	0	0	0	0
(10, 4)																	

Inning Stats	1	2	3	4	5	6	7	8	9	10
	R: 0 E: 0 K: 0 S: 4	H: 1 LOB: 1 BB: 0 P: 4	R: 0 E: 0 K: 0 S: 4	H: 1 LOB: 1 BB: 0 P: 4	R: 0 E: 0 K: 2 S: 7	H: 0 LOB: 0 BB: 0 P: 7	R: 0 E: 0 K: 2 S: 7	H: 0 LOB: 0 BB: 0 P: 7	R: 0 E: 0 K: 0 S: 3	H: 0 LOB: 0 BB: 0 P: 3
	R: 1 E: 0 K: 1 S: 7	H: 2 LOB: 2 BB: 1 P: 11	R: 0 E: 0 K: 0 S: 3	H: 0 LOB: 0 BB: 0 P: 3	R: 0 E: 0 K: 2 S: 8	H: 1 LOB: 1 BB: 0 P: 8	R: 1 E: 0 K: 0 S: 5	H: 2 LOB: 2 BB: 0 P: 5	R: 0 E: 0 K: 0 S: 4	H: 2 LOB: 2 BB: 1 P: 8

	AB	38
	R	2
	H	9
	RBI	2
	BB	2
	SO	7
	LOB	16

	1B: 8	SF: 0	WP: 0	PA: 40
	2B: 1	SAC: 0	PB: 0	
	3B: 0	DP: 0	SB: 3	
	HR: 0	HBP: 0	CS: 0	

PITCHER	IP	WLS	BF	H	R	ER	SO	BB	IBB	HBP	BLK	WP	HR	S	P	ERA	WHIP
Nolan Ryan, R (1, 1) ERA: 2.24	8.0		30	5	1	1	7	1	0	0	0	0	0	43	47	1.12	0.750
Frank DiPino, L (9, 1) ERA: 5.51	0.0		1	1	1	1	0	0	0	0	0	0	0	1	1	∞	∞
Dave Smith, R (9, 1) ERA: 0.39	2.0	W	9	3	0	0	0	0	1	0	0	0	0	8	12	0.00	1.500

PITCHER	IP	WLS	BF	H	R	ER	SO	BB	IBB	HBP	BLK	WP	HR	S	P	ERA	WHIP

Montreal Expos @ Houston Astros

Astrodome, Houston, TX

Mon May 13 1985, 8:05 PM EDT

Att. 10,558 - Unknown

livebaseballscorecards.com

BOTTOM

Batter	1	2	3	4	5	6	7	8	9	10	AB	R	H	RBI	BB	SO	LOB
Bill Doran, S (1, 4) OBP: 0.360, SLG: 0.387	F7		HR		5-3 1-2			F9			4	1	1	1	0	0	1
Kevin Bass, S (1, 8) OBP: 0.300, SLG: 0.409	6-3		5-3			F8			4-3		4	0	0	0	0	0	0
Phil Garner, R (1, 5) OBP: 0.311, SLG: 0.367	1B			5-3		5-3			K		4	0	1	0	0	1	0
Jose Cruz, L (1, 7) OBP: 0.377, SLG: 0.504	F6			HR		6-3			4-3		4	1	1	1	0	0	1
Tim Tolman, R (1, 3) Harry Spilman, L (10, PH) OBP: 0.118, SLG: 0.294		F7		5-3			K			K	3 1	0 0	0 0	0 0	0 0	1 1	0 0
Terry Puhl, L (1, 9) OBP: 0.438, SLG: 0.423		4-3		2B			F6			1B	4	1	2	0	0	0	0
Mark Bailey, S (1, 2) OBP: 0.290, SLG: 0.278 Jerry Mumphrey, S (10, PH) OBP: 0.313, SLG: 0.317		F4		5-3			F3			1B	3 1	0 0	0 1	0 1	0 0	0 0	1 0
Dickie Thon, R (1, 6) OBP: 0.259, SLG: 0.236			5-3		FC5-6			1-3			3	0	2	0	0	0	0
Nolan Ryan, R (1, 1) Denny Walling, L (8, PH) OBP: 0.360, SLG: 0.488 Frank DiPino, L (9, 1) OBP: 0.333, SLG: 0.333 Dave Smith, R (9, 1)			K		FC5-6 CS 1-2f			1-3 1-2			2 1 0 0	0 0 0 0	0 0 0 0	0 0 0 0	1 0 0 0	1 1 0 0	1 1 0 0

Inning Stats	1	2	3	4	5	6	7	8	9	10
	R: 0 E: 0 K: 0 S: 4	H: 1 LOB: 1 BB: 0 P: 4	R: 0 E: 0 K: 0 S: 3	H: 0 LOB: 0 BB: 0 P: 3	R: 1 E: 0 K: 1 S: 6	H: 1 LOB: 0 BB: 0 P: 6	R: 1 E: 0 K: 0 S: 5	H: 2 LOB: 1 BB: 0 P: 5	R: 0 E: 0 K: 0 S: 3	H: 1 LOB: 0 BB: 0 P: 3	R: 0 E: 0 K: 0 S: 3	H: 0 LOB: 0 BB: 0 P: 3	R: 0 E: 0 K: 1 S: 5	H: 0 LOB: 0 BB: 0 P: 5	R: 0 E: 0 K: 0 S: 3	H: 1 LOB: 0 BB: 0 P: 3	R: 0 E: 0 K: 1 S: 5	H: 0 LOB: 0 BB: 0 P: 5	R: 1 E: 0 K: 1 S: 5	H: 2 LOB: 1 BB: 0 P: 5

1B: 5 SF: 0 WP: 0 PA: 34
2B: 1 SAC: 0 PB: 0
3B: 0 DP: 0 SB: 1
HR: 2 HBP: 0 CS: 1

PITCHER		IP	WLS	BF	H	R	ER	SO	BB	IBB	HBP	BLK	WP	HR	S	P	ERA	WHIP
Joe Hesketh, L ERA: 1.9	(1, 1)	7.0		25	5	2	2	2	0	0	0	0	0	2	29	29	2.57	0.714
Bert Roberge, R ERA: 1.15	(8, 1)	2.0		6	1	0	0	1	0	0	0	0	0	0	8	8	0.00	0.500
Jeff Reardon, R ERA: 1.74	(10, 1)	0.1	L	3	2	1	1	1	0	0	0	0	0	0	5	5	27.00	6.000

PITCHER	IP	WLS	BF	H	R	ER	SO	BB	IBB	HBP	BLK	WP	HR	S	P	ERA	WHIP

AB	34
R	3
H	8
RBI	3
BB	0
SO	4
LOB	5

Batter	1	2	3	4	5	6	7	8	9	AB	R	H	RBI	BB	SO	LOB
Herm Winningham, L (1, 8) OBP: 0.358, SLG: 0.333	4-3 5-3 1B		1-3		F6		1B			4	0	2	0	0	0	1
U L Washington, S (1, 5) OBP: 0.308, SLG: 0.353	5-3 1-2		F6			4-3	F9			4	0	0	0	0	0	3
Andre Dawson, R (1, 9) OBP: 0.316, SLG: 0.491	4-3 2-3		5-3			6-3		FC3-6 1B		3	0	0	0	0	0	1
Jim Wohlford, R (6, 9) OBP: 0.314, SLG: 0.333										1	0	1	0	0	0	0
Dan Driessen, L (1, 3) OBP: 0.360, SLG: 0.510	6-3			4-3		E4 HBP		FC3-6 WP 1-2f		4	0	0	0	0	0	2
Hubie Brooks, R (1, 6) OBP: 0.298, SLG: 0.372		F4		6-3		FC4-6 HBP 1-2		F9		2	0	0	0	0	0	0
Doug Flynn, R (6, PR) OBP: 0.200, SLG: 0.200										1	0	0	0	0	0	1
(6, 6)																
Terry Francona, L (1, 7) OBP: 0.406, SLG: 0.467		F9		F8		FC4-6 1-2f		4-3 1-3		4	0	0	0	0	0	3
Vance Law, R (1, 4) OBP: 0.371, SLG: 0.342		1B 1B			K		F9		5-3	4	0	1	0	0	1	0
Mike Fitzgerald, R (1, 2) OBP: 0.408, SLG: 0.313		1-2 1B			FC6-4 1B		BBBB 1B BB		G4-6-3 1B	2	0	2	0	1	0	0
Sal Butera, R (7, 2) OBP: 0.500, SLG: 0.625										1	0	1	0	0	0	0
Steve Rogers, R (1, 1) OBP: 0.083, SLG: 0.083		L3			FC6-4 1-2f		K		G4-6-3 1-2f	1	0	0	0	0	0	2
Ed Glynn, R (3, 1)										0	0	0	0	0	0	0
Tim Burke, R (4, 1)										0	0	0	0	0	0	0
Miguel Dilone, S (5, PH) OBP: 0.243, SLG: 0.235										1	0	0	0	0	0	1
Dan Schatzeder, L (5, 1) OBP: 0.333, SLG: 0.333										1	0	0	0	0	1	1
Razor Shines, S (9, PH) OBP: 0.136, SLG: 0.136										1	0	0	0	0	0	1
Inning Stats	R: 0 E: 0 K: 0 S: 4 H: 1 LOB: 1 BB: 0 P: 4	R: 0 E: 0 K: 0 S: 5 H: 2 LOB: 2 BB: 0 P: 5	R: 0 E: 0 K: 0 S: 3 H: 0 LOB: 0 BB: 0 P: 3	R: 0 E: 0 K: 0 S: 3 H: 0 LOB: 0 BB: 0 P: 3	R: 0 E: 0 K: 1 S: 6 H: 1 LOB: 1 BB: 0 P: 6	R: 0 E: 1 K: 0 S: 4 H: 0 LOB: 2 BB: 0 P: 5	R: 0 E: 0 K: 1 S: 6 H: 1 LOB: 2 BB: 1 P: 10	R: 0 E: 0 K: 0 S: 4 H: 1 LOB: 1 BB: 0 P: 4	R: 0 E: 0 K: 0 S: 3 H: 1 LOB: 0 BB: 0 P: 3	1B: 7 2B: 0 3B: 0 HR: 0 SF: 0 SAC: 0 DP: 1 HBP: 1							

TOP

Montreal Expos @ Houston Astros

Astrodome, Houston, TX

Tue May 14 1985, 8:05 PM EDT

Att. 9,148 - Unknown

livebaseballscorecards.com

AB	34
R	0
H	7
RBI	0
BB	1
SO	2
LOB	16

WP: 2 PB: 0 SB: 0 CS: 0 PA: 36

PITCHER		IP	WLS	BF	H	R	ER	SO	BB	IBB	HBP	BLK	WP	HR	S	P	ERA	WHIP
Ron Mathis, R ERA: 3.09	(1, 1)	7.0	W	29	5	0	0	2	1	0	1	0	0	0	31	36	0.00	0.857
Mark Ross, R ERA:	(8, 1)	2.0		7	2	0	0	0	0	0	0	0	1	0	7	7	0.00	1.000

PITCHER	IP	WLS	BF	H	R	ER	SO	BB	IBB	HBP	BLK	WP	HR	S	P	ERA	WHIP

Batter	1	2	3	4	5	6	7	8	9	AB	R	H	RBI	BB	SO	LOB
Bill Doran, S (1, 4) OBP: 0.374, SLG: 0.414	F4	1-3 1B		1B 1B	1B 3B	F8		BBBB E BB		5	2	3	0	1	0	1
Terry Puhl, L (1, 9) SSS OBP: 0.420, SLG: 0.404	K	4-3		1-2 1B 1B	F8		F8	E3 1-3 2-H 3-H		5	1	1	0	0	1	3
Mark Ross, R (8, 1)										1	0	0	1	0	0	1
Denny Walling, L (1, 3) BBBB OBP: 0.385, SLG: 0.506	BB		3-1 E 2B	1-3 2-H BB 1B	BB 1B BB		F7 SSS	K		3	2	2	1	2	0	0
Tim Tolman, R (8, PH)										1	0	0	0	0	1	2
(9, 3)																
Jose Cruz, L (1, 7) OBP: 0.381, SLG: 0.500	F8		3-1 2-3	BBBB 1B BB 1-2	BB 1-2 3-H 1B		1B 1B	F9		3	0	1	1	1	0	2
Jim Pankovits, R (7, PH) OBP: 0.400, SLG: 0.294										2	0	1	0	0	0	2
(8, 7)																
Jerry Mumphrey, S (1, 8) OBP: 0.333, SLG: 0.333		3-1	E7 1B 3-H	BBBB FC4-6 1-3 2-H 3-H 1B	1-2 2-3 BB		1-2 1B			4	1	3	3	1	0	0
Phil Garner, R (1, 5) OBP: 0.306, SLG: 0.369		2B 2B	6-3 SSS	K	F9		F8			5	1	1	0	0	1	8
Mark Bailey, S (1, 2) OBP: 0.313, SLG: 0.281	BBBB 2B BB		1B 2-H	SSS K		F9		BBBB E 1B E BB		3	2	1	1	2	1	2
Craig Reynolds, L (1, 6) OBP: 0.329, SLG: 0.424		1-H CS 2B 2-H	2-3 1B	FC4-6 1-2f		SH1-4 1B		E5 1-3 E 1B		5	1	4	2	0	0	2
Ron Mathis, R (1, 1)		BBBB 1B BB 3-H	SSS K		4-3	SH1-4 1-2		K		2	0	0	0	1	1	2
Kevin Bass, S (8, 9) OBP: 0.296, SLG: 0.403										1	0	0	0	0	1	2
Inning Stats	R: 0 E: 0 K: 1 S: 5 H: 0 LOB: 1 BB: 1 P: 9	R: 2 E: 0 K: 0 S: 5 H: 3 LOB: 2 BB: 2 P: 13	R: 2 E: 1 K: 1 S: 9 H: 4 LOB: 2 BB: 0 P: 9	R: 3 E: 0 K: 2 S: 11 H: 4 LOB: 2 BB: 1 P: 15	R: 1 E: 0 K: 0 S: 5 H: 2 LOB: 3 BB: 2 P: 13	R: 0 E: 0 K: 0 S: 4 H: 1 LOB: 1 BB: 0 P: 4	R: 0 E: 0 K: 0 S: 5 H: 2 LOB: 2 BB: 0 P: 5	R: 2 E: 2 K: 2 S: 9 H: 1 LOB: 2 BB: 2 P: 17		1B: 13 2B: 3 3B: 1 HR: 0 SF: 0 SAC: 1 DP: 0 HBP: 0						

PITCHER		IP	WLS	BF	H	R	ER	SO	BB	IBB	HBP	BLK	WP	HR	S	P	ERA	WHIP
Steve Rogers, R ERA: 4.86	(1, 1)	2.2	L	16	6	4	4	1	3	0	0	0	0	0	15	27	13.50	3.375
Ed Glynn, L ERA: 20.25	(3, 1)	0.1		6	4	3	3	1	1	0	0	0	0	0	7	11	81.00	15.000
Tim Burke, R ERA: 2.51	(4, 1)	1.0		4	1	0	0	2	0	0	0	0	0	0	8	8	0.00	1.000
Dan Schatzeder, L ERA: 6.88	(5, 1)	4.0		23	6	3	2	2	4	0	0	0	0	0	23	39	4.50	2.500

PITCHER	IP	WLS	BF	H	R	ER	SO	BB	IBB	HBP	BLK	WP	HR	S	P	ERA	WHIP

BOTTOM

Montreal Expos @ Houston Astros

Astrodome, Houston, TX

Tue May 14 1985, 8:05 PM EDT

Att. 9,148 - Unknown

livebaseballscorecards.com

AB	40
R	10
H	17
RBI	9
BB	8
SO	6
LOB	27

WP: 0 PB: 0 SB: 0 CS: 1 PA: 49

Batter	1	2	3	4	5	6	7	8	9	AB	R	H	RBI	BB	SO	LOB
Eddie Milner, L (1, 8) OBP: 0.357, SLG: 0.301	F8		F2		1B 1B 1B 3-H		F8			4	1	1	1	0	0	1
Pete Rose, S (1, 3) OBP: 0.386, SLG: 0.337	BB 1B		K		1B 1B 1-3		FC6-4 1-2f			4	0	2	0	0	1	1
Eric Davis, R (7, 7) OBP: 0.205, SLG: 0.429										0	0	0	0	0	0	0
Dave Parker, L (1, 9) OBP: 0.348, SLG: 0.512	F8			4-3	FC5-4 1-2 3-H 1B			4-3		4	0	1	1	0	0	1
Cesar Cedeno, R (1, 7) (7, 3) OBP: 0.311, SLG: 0.287	B B B B FC4 1-2 BB			S S S K	FC5-4 1-2f			F8		3	0	0	0	1	1	2
Wayne Krenchicki, L (1, 5) OBP: 0.357, SLG: 0.217	FC4 1-2f			B B B B BB		S S S K		3-1		3	0	0	0	1	1	2
Dave Concepcion, R (1, 6) OBP: 0.293, SLG: 0.388		1-3		4-3		5-3			6-3	4	0	0	0	0	0	1
Ron Oester, S (1, 4) OBP: 0.366, SLG: 0.400		S S S K			4-3 1B 2B	G3			1-3 2B	4	1	2	0	0	1	0
Dave Vangorder, R (1, 2) OBP: 0.266, SLG: 0.288		F9			4-3 2-3		FC6-4 1B		1-3 2-3	4	0	1	0	0	0	2
Joe Price, R (1, 1)			S S S K		2-3		S S S K		S S S K	3	0	0	0	0	2	2
Duane Walker, L (9, PH) OBP: 0.308, SLG: 0.625										1	0	0	0	0	1	1
Ted Power, R (9, 1)										0	0	0	0	0	0	0
Inning Stats	R: 0 E: 0 K: 0 S: 4 H: 1 LOB: 2 BB: 1 P: 8	R: 0 E: 0 K: 1 S: 5 H: 0 LOB: 0 BB: 0 P: 5	R: 0 E: 0 K: 2 S: 7 H: 0 LOB: 0 BB: 0 P: 7	R: 0 E: 0 K: 1 S: 5 H: 0 LOB: 1 BB: 1 P: 9	R: 2 E: 0 K: 0 S: 7 H: 4 LOB: 2 BB: 0 P: 7	R: 0 E: 0 K: 1 S: 5 H: 0 LOB: 0 BB: 0 P: 5	R: 0 E: 0 K: 1 S: 6 H: 1 LOB: 1 BB: 0 P: 6	R: 0 E: 0 K: 0 S: 3 H: 0 LOB: 0 BB: 0 P: 3	R: 0 E: 0 K: 1 S: 6 H: 1 LOB: 1 BB: 0 P: 6	1B: 5 2B: 2 3B: 0 HR: 0 SF: 0 SAC: 0 DP: 0 HBP: 0							

PITCHER	IP	WLS	BF	H	R	ER	SO	BB	IBB	HBP	BLK	WP	HR	S	P	ERA	WHIP
Bryn Smith, R (1, 1) ERA: 2.05	8.0	L	32	6	2	2	6	2	0	0	0	0	0	42	50	2.25	1.000
Bert Roberge, R (9, 1) ERA: 1.08	1.0		4	1	0	0	1	0	0	0	0	0	0	6	6	0.00	1.000

PITCHER	IP	WLS	BF	H	R	ER	SO	BB	IBB	HBP	BLK	WP	HR	S	P	ERA	WHIP

TOP

Cincinnati Reds @ Montreal Expos

Olympic Stadium, Montreal, QB

Wed May 15 1985, 7:05 PM EDT

Att. 23,198 - Unknown

livebaseballscorecards.com

AB	34
R	2
H	7
RBI	2
BB	2
SO	7
LOB	13

| | | | | | | | | | |

Batter	1	2	3	4	5	6	7	8	9	AB	R	H	RBI	BB	SO	LOB
Tim Raines, S (1, 7) OBP: 0.305, SLG: 0.370	S S S 0-3 K ①	x 0-0 F9 ③			x 0-0 F8 ②			x 0-0 F7 ②		4	0	0	0	0	1	3
Vance Law, R (1, 4) OBP: 0.355, SLG: 0.325	x 0-0 4-3 ②		S S S 0-3 K ①		S S S 0-3 K ③			x 0-0 F9 ③		4	0	0	0	0	2	0
Andre Dawson, R (1, 8) OBP: 0.314, SLG: 0.491	x 0-0 F4 ③		x 0-0 2B			x 0-0 F2 ①			x 0-0 F9 ①	4	0	1	0	0	0	0
Tim Wallach, R (1, 5) OBP: 0.347, SLG: 0.418		S S S 0-3 K ①	S S S 0-3 K ②			x 0-0 F5 ②			x 0-0 F8 ②	4	0	0	0	0	2	1
Dan Driessen, L (1, 3) OBP: 0.357, SLG: 0.500		x 0-0 BB 2B 1B	x 0-0 4-3 ③			x 0-0 F9 ③			x 0-0 F6 ③	4	1	1	0	0	0	1
Jim Wohlford, R (1, 9) OBP: 0.316, SLG: 0.313		B B B B 4-0 2B 1-2 BB		S S S 0-3 K ①			x 0-0 F8 ①			2	0	0	0	1	1	0
U L Washington, S (1, 6) OBP: 0.309, SLG: 0.370		x 0-0 1-3 2-H 2B		x 0-0 F9 ②			x 0-0 F8 ②			3	0	1	1	0	0	0
Mike Fitzgerald, R (1, 2) OBP: 0.406, SLG: 0.305		B B B B 4-0 BB		x 0-0 F5 ③			x 0-0 F4 ③			2	0	0	0	1	0	0
Bryn Smith, R (1, 1) OBP: 0.250, SLG: 0.313 Miguel Dilone, S (8, PH) OBP: 0.237, SLG: 0.229 Bert Roberge, R (9, 1)		x 0-0 F4 ②			S S S 0-3 K ①			S S S 0-3 K ①		2 1 0	0 0 0	0 0 0	0 0 0	0 1 0	1 0 0	3 0 0
Inning Stats	R: 0 E: 0 K: 1 S: 5 H: 0 LOB: 0 BB: 0 P: 5	R: 1 E: 0 K: 1 S: 7 H: 2 LOB: 3 BB: 2 P: 15	R: 0 E: 0 K: 2 S: 8 H: 1 LOB: 1 BB: 0 P: 8	R: 0 E: 0 K: 1 S: 5 H: 0 LOB: 0 BB: 0 P: 5	R: 0 E: 0 K: 2 S: 7 H: 0 LOB: 0 BB: 0 P: 7	R: 0 E: 0 K: 0 S: 3 H: 0 LOB: 0 BB: 0 P: 3	R: 0 E: 0 K: 0 S: 3 H: 0 LOB: 0 BB: 0 P: 3	R: 0 E: 0 K: 1 S: 5 H: 0 LOB: 0 BB: 0 P: 5	R: 0 E: 0 K: 0 S: 3 H: 0 LOB: 0 BB: 0 P: 3	1B: 1 2B: 2 3B: 0 HR: 0	SF: 0 SAC: 0 DP: 0 HBP: 0					

PITCHER	IP	WLS	BF	H	R	ER	SO	BB	IBB	HBP	BLK	WP	HR	S	P	ERA	WHIP
Joe Price, L (1, 1) ERA: 2.95	8.0	W	29	3	1	1	8	2	0	0	0	0	0	43	51	1.12	0.625
Ted Power, R (9, 1) ERA: 2.19	1.0	S	3	0	0	0	0	0	0	0	0	0	0	3	3	0.00	0.000

PITCHER	IP	WLS	BF	H	R	ER	SO	BB	IBB	HBP	BLK	WP	HR	S	P	ERA	WHIP

BOTTOM

Cincinnati Reds @ Montreal Expos

Olympic Stadium, Montreal, QB

Wed May 15 1985, 7:05 PM EDT

Att. 23,198 - Unknown

livebaseballscorecards.com

AB	30
R	1
H	3
RBI	1
BB	2
SO	8
LOB	8

1B: 1	SF: 0	WP: 0	PA: 32
2B: 2	SAC: 0	PB: 0	
3B: 0	DP: 0	SB: 0	
HR: 0	HBP: 0	CS: 0	

Batter	1	2	3	4	5	6	7	8	9	AB	R	H	RBI	BB	SO	LOB
Eddie Milner, L (1, 8) OBP: 0.352, SLG: 0.299	B2-3			HR S 1B		F7	F8			4	1	1	0	0	0	1
Pete Rose, S (1, 3) OBP: 0.390, SLG: 0.337	F7			1-3 1-2		1B S 1B		BBBB 3-1 S E BB		3	0	1	0	1	0	1
Eric Davis, R (8, PR) (8, 7) OBP: 0.205, SLG: 0.429										0	1	0	0	0	0	0
Dave Parker, L (1, 9) OBP: 0.353, SLG: 0.531	F7			2-H HR		1-2 1B IBB		3-1 1-3		3	1	1	2	1	0	1
Cesar Cedeno, R (1, 7) (8, 3) OBP: 0.310, SLG: 0.286		SSS K		5-3		1-2 2-3 FC6-4 1B		FC5 3-H		4	0	1	0	0	1	1
Nick Esasky, R (1, 5) OBP: 0.299, SLG: 0.415		F2		6-3		FC6-4 1-2f		5-3		4	0	0	0	0	0	5
Ron Oester, S (1, 4) OBP: 0.371, SLG: 0.404		L1			4-3 1B		3B 1B	F8		4	1	2	0	0	0	2
Tom Foley, L (1, 6) OBP: 0.152, SLG: 0.188			G6-4-3 1B		4-3 1-2f		1-H 3B		1-3	4	0	2	1	0	0	1
Dave Vangorder, R (1, 2) OBP: 0.253, SLG: 0.273			G6-4-3 1-2f		F3		5-3		SSS K	4	0	0	0	0	1	2
Jay Tibbs, R (1, 1) OBP: 0.174, SLG: 0.095			SSS K			1-3	SSS K		6-3	3	0	0	0	0	2	1
Tom Hume, R (7, 1)										1	0	0	0	0	0	0
Inning Stats	R: 0 E: 0 K: 0 S: 3 H: 0 LOB: 0 BB: 0 P: 3	R: 0 E: 0 K: 1 S: 5 H: 0 LOB: 0 BB: 0 P: 5	R: 0 E: 0 K: 1 S: 5 H: 1 LOB: 0 BB: 0 P: 5	R: 2 E: 0 K: 0 S: 5 H: 2 LOB: 0 BB: 0 P: 5	R: 0 E: 0 K: 0 S: 3 H: 1 LOB: 0 BB: 0 P: 3	R: 0 E: 0 K: 0 S: 5 H: 2 LOB: 3 BB: 1 P: 9	R: 1 E: 0 K: 1 S: 7 H: 2 LOB: 1 BB: 0 P: 7	R: 1 E: 1 K: 0 S: 4 H: 0 LOB: 2 BB: 1 P: 8	R: 0 E: 0 K: 1 S: 5 H: 0 LOB: 0 BB: 0 P: 5	1B: 6 2B: 1 3B: 1 HR: 1	SF: 0 SAC: 0 DP: 2 HBP: 0						

TOP

Cincinnati Reds @ Montreal Expos

Olympic Stadium, Montreal, QB

Thu May 16 1985, 7:05 PM EDT

Att. 18,128 - Unknown

livebaseballscorecards.com

AB	34
R	4
H	8
RBI	3
BB	2
SO	4
LOB	15

PITCHER		IP	WLS	BF	H	R	ER	SO	BB	IBB	HBP	BLK	WP	HR	S	P	ERA	WHIP
Bill Gullickson, R ERA: 3.65	(1, 1)	7.0	L	28	8	3	3	3	0	1	0	0	0	1	33	37	3.86	1.143
Bert Roberge, R ERA: 0.96	(8, 1)	2.0		8	0	1	0	1	1	0	0	0	0	0	9	13	0.00	0.500

PITCHER	IP	WLS	BF	H	R	ER	SO	BB	IBB	HBP	BLK	WP	HR	S	P	ERA	WHIP

Cincinnati Reds @ Montreal Expos

Olympic Stadium, Montreal, QB

Thu May 16 1985, 7:05 PM EDT

Att. 18,128 - Unknown

BOTTOM

livebaseballscorecards.com

Batter	1	2	3	4	5	6	7	8	9	AB	R	H	RBI	BB	SO	LOB
Tim Raines, S (1, 7) OBP: 0.320, SLG: 0.391	6-3		1B 3B		G6-4-3 BB		BB BB			2	1	1	0	2	0	0
U L Washington, S (1, 6) OBP: 0.339, SLG: 0.375	FC5-4 1B BB		S 1B 1B 3-H		F6		1-2 BB			2	1	1	1	2	0	1
Andre Dawson, R (1, 9) OBP: 0.312, SLG: 0.483	FC5-4 1B 1-2		F8		G6-4-3 1-2f		K			4	0	1	0	0	1	4
Dan Driessen, L (1, 3) OBP: 0.353, SLG: 0.491	FC5-4 1-2f 2-3		1B 1B 1-H			F3		4-3		4	0	1	1	0	0	2
Tim Wallach, R (1, 5) OBP: 0.344, SLG: 0.412	F9		FC6-4 1B 1-2			F9		K2-3		4	0	1	0	0	1	2
Vance Law, R (1, 4) OBP: 0.351, SLG: 0.313		4-3	FC6-4 1-2f			BB		F6		3	0	0	0	1	0	2
Herm Winningham, L (1, 8) OBP: 0.365, SLG: 0.333		G1-6-3 BB	L4-3 1B			4-3		L4		3	0	1	0	1	0	1
Mike Fitzgerald, R (1, 2) OBP: 0.390, SLG: 0.291		G1-6-3 1-2f	L4-3 1-2				K	F8		4	0	0	0	0	1	2
Bill Gullickson, R (1, 1) OBP: 0.125, SLG: 0.125 Miguel Dilone, S (7, PH) OBP: 0.231, SLG: 0.222 Bert Roberge, R (8, 1) Terry Francona, L (9, PH) OBP: 0.394, SLG: 0.452			4-3	4-3			K	L5		2 1 0 1	0 0 0 0	0 0 0 0	0 0 0 0	0 1 0 0	0 0 0 0	0 0 0 0
Inning Stats	R: 0 H: 1 E: 0 LOB: 2 K: 0 BB: 1 S: 4 P: 8	R: 0 H: 0 E: 0 LOB: 0 K: 0 BB: 1 S: 2 P: 6	R: 2 H: 4 E: 0 LOB: 2 K: 0 BB: 0 S: 7 P: 7	R: 0 H: 1 E: 0 LOB: 0 K: 0 BB: 0 S: 3 P: 3	R: 0 H: 0 E: 0 LOB: 0 K: 0 BB: 1 S: 2 P: 6	R: 0 H: 0 E: 0 LOB: 1 K: 0 BB: 1 S: 3 P: 7	R: 0 H: 0 E: 0 LOB: 2 K: 3 BB: 2 S: 9 P: 17	R: 0 H: 0 E: 0 LOB: 0 K: 1 BB: 0 S: 5 P: 5	R: 0 H: 0 E: 0 LOB: 0 K: 0 BB: 0 S: 3 P: 3	1B: 5 2B: 1 3B: 1 HR: 0	SF: 0 SAC: 0 DP: 3 HBP: 0			WP: 0 PB: 0 SB: 1 CS: 0	PA: 36		

	AB	30
	R	2
	H	6
	RBI	2
	BB	6
	SO	4
	LOB	14

PITCHER		IP	WLS	BF	H	R	ER	SO	BB	IBB	HBP	BLK	WP	HR	S	P	ERA	WHIP
Jay Tibbs, R ERA: 3.8	(1, 1)	6.2	W	29	6	2	2	2	6	0	0	0	0	0	27	51	2.70	1.800
Tom Hume, R ERA: 2.4	(7, 1)	2.1	S	7	0	0	0	2	0	0	0	0	0	0	11	11	0.00	0.000

PITCHER	IP	WLS	BF	H	R	ER	SO	BB	IBB	HBP	BLK	WP	HR	S	P	ERA	WHIP

Batter	1	2	3	4	5	6	7	8	9	10	AB	R	H	RBI	BB	SO	LOB
Tim Flannery, L (1, 4) OBP: 0.342, SLG: 0.347	L5		K			1-3		BB		1-3 1B	4	0	1	0	1	1	1
Tony Gwynn, L (1, 9) OBP: 0.355, SLG: 0.469	G3			1B SH5-3 1B		1B 3B		F7		F8	5	1	2	0	0	0	3
Steve Garvey, R (1, 3) OBP: 0.341, SLG: 0.533	K			SH5-3 1-2		FC6-4 3-H 1B		5-3			3	0	1	1	0	1	1
Graig Nettles, L (1, 5) OBP: 0.410, SLG: 0.387		G5-4-3 BB		K		K			F4		3	0	0	0	1	2	2
Kevin McReynolds, R (1, 8) OBP: 0.304, SLG: 0.355		F8		FC6-4 2-3 1B		FC6-4 1-2f			K		4	0	1	0	0	1	2
Carmelo Martinez, R (1, 7) OBP: 0.333, SLG: 0.483		G5-4-3 1-2f		FC6-4 1-2f			K		K		4	0	0	0	0	2	3
Bruce Bochy, R (1, 2) OBP: 0.143, SLG: 0.143			K		6-3		K			K	4	0	0	0	0	3	0
Garry Templeton, S (1, 6) OBP: 0.298, SLG: 0.405			SH5-4 1B		K		G3			K	4	0	1	0	0	2	0
Eric Show, R (1, 1) OBP: 0.125, SLG: 0.125			SH5-4 1-2		F8			F7		BB 1B S	1	0	0	0	0	0	0
Al Bumbry, L (8, PH) OBP: 0.424, SLG: 0.419											1	0	0	0	0	0	0
Rich Gossage, R (8, 1)											0	0	0	0	0	0	0
Bobby Brown, S (10, PH) OBP: 0.182, SLG: 0.200											0	0	0	0	1	0	0
Tim Stoddard, R (10, 1)											0	0	0	0	0	0	0
Inning Stats	R: 0 E: 0 K: 1 S: 5 H: 0 LOB: 0 BB: 0 P: 5	R: 0 E: 0 K: 0 S: 2 H: 0 LOB: 0 BB: 1 P: 6	R: 0 E: 0 K: 2 S: 8 H: 1 LOB: 1 BB: 0 P: 8	R: 0 E: 0 K: 1 S: 7 H: 2 LOB: 2 BB: 0 P: 7	R: 0 E: 0 K: 1 S: 5 H: 0 LOB: 0 BB: 0 P: 5	R: 1 E: 0 K: 1 S: 7 H: 2 LOB: 1 BB: 0 P: 7	R: 0 E: 0 K: 2 S: 7 H: 0 LOB: 0 BB: 0 P: 7	R: 0 E: 0 K: 0 S: 3 H: 0 LOB: 1 BB: 1 P: 7	R: 0 E: 0 K: 2 S: 7 H: 0 LOB: 0 BB: 0 P: 7	R: 0 E: 0 K: 2 S: 8 H: 1 LOB: 2 BB: 1 P: 12	1B: 5 2B: 0 3B: 1 HR: 0	SF: 0 SAC: 2 DP: 1 HBP: 0						

PITCHER	IP	WLS	BF	H	R	ER	SO	BB	IBB	HBP	BLK	WP	HR	S	P	ERA	WHIP
David Palmer, R (1, 1) ERA: 2.79	7.0		26	5	1	1	8	1	0	0	0	0	0	41	45	1.29	0.857
Jeff Reardon, R (8, 1) ERA: 1.52	3.0	W	12	1	0	0	4	2	0	0	0	0	0	18	26	0.00	1.000

PITCHER	IP	WLS	BF	H	R	ER	SO	BB	IBB	HBP	BLK	WP	HR	S	P	ERA	WHIP

TOP

San Diego Padres @ Montreal Expos

Olympic Stadium, Montreal, QB

Fri May 17 1985, 7:05 PM EDT
Att. 15,251 - Unknown

livebaseballscorecards.com

AB	33
R	1
H	6
RBI	1
BB	3
SO	12
LOB	12

WP: 0 PA: 38
PB: 0
SB: 1
CS: 0

Batter	1	2	3	4	5	6	7	8	9	10	AB	R	H	RBI	BB	SO	LOB
Tim Raines, S (1, 7) OBP: 0.323, SLG: 0.400	G3		F8		1-3 2B		6-3			S 2B 1B	5	1	2	0	0	0	0
U L Washington, S (1, 6) OBP: 0.333, SLG: 0.367 Jeff Reardon, R (8, 1) OBP: 0.500, SLG: 0.500 Terry Francona, L (10, PH) OBP: 0.412, SLG: 0.452	1B 1B 1B		6-3		4-3		F8			2B 1-2 IBB	4 0 0	1 0 0	1 0 0	0 0 0	0 0 1	0 0 0	2 0 0
Andre Dawson, R (1, 9) OBP: 0.308, SLG: 0.480	K		F8		F8			K		1-3 2-H 2B	5	0	1	1	0	2	3
Dan Driessen, L (1, 3) OBP: 0.366, SLG: 0.491	1B 1-2 1B			BB		FC5 S BB		F8			2	0	1	0	2	0	0
Tim Wallach, R (1, 5) OBP: 0.341, SLG: 0.407	1-2 2-H 1B			F7		F9		4-3			4	0	1	1	0	0	2
Vance Law, R (1, 4) OBP: 0.337, SLG: 0.299	K			F4		F7			K		4	0	0	0	0	2	4
Herm Winningham, L (1, 8) OBP: 0.371, SLG: 0.325				F8		1-2 IBB			F6		2	0	0	0	2	0	1
Mike Fitzgerald, R (1, 2) OBP: 0.376, SLG: 0.278				K 1-2	K	2-3f FC5			F8		4	0	0	0	0	2	3
David Palmer, R (1, 1) OBP: 0.231, SLG: 0.308 Hubie Brooks, R (7, PH) OBP: 0.294, SLG: 0.365 (8, 6)			6-3		2B 1B				K	4-3	2 2	0 0	1 0	0 0	0 0	0 1	0 0
Inning Stats	R: 1 E: 0 H: 3 K: 2 LOB: 2 S: 10 BB: 0 P: 10	R: 0 E: 0 H: 0 K: 1 LOB: 0 S: 4 BB: 1 P: 8	R: 0 E: 0 H: 0 K: 0 LOB: 0 S: 3 BB: 0 P: 3	R: 0 E: 0 H: 0 K: 0 LOB: 1 S: 3 BB: 1 P: 7	R: 0 E: 0 H: 2 K: 0 LOB: 2 S: 7 BB: 0 P: 7	R: 0 E: 0 H: 0 K: 0 LOB: 2 S: 3 BB: 2 P: 11	R: 0 E: 0 H: 0 K: 1 LOB: 0 S: 5 BB: 0 P: 5	R: 0 E: 0 H: 0 K: 1 LOB: 0 S: 5 BB: 0 P: 5	R: 0 E: 0 H: 0 K: 1 LOB: 0 S: 5 BB: 0 P: 5	R: 1 E: 0 H: 2 K: 0 LOB: 2 S: 3 BB: 1 P: 7	1B: 5 2B: 2 3B: 0 HR: 0	SF: 0 SAC: 0 DP: 0 HBP: 0				WP: 0 PB: 0 SB: 2 CS: 1	PA: 39	

PITCHER		IP	WLS	BF	H	R	ER	SO	BB	IBB	HBP	BLK	WP	HR	S	P	ERA	WHIP
Eric Show, R ERA: 2.87	(1, 1)	7.0		29	5	1	1	5	3	1	0	0	0	0	35	51	1.29	1.143
Rich Gossage, R ERA: 2.31	(8, 1)	2.0		6	0	0	0	2	0	0	0	0	0	0	10	10	0.00	0.000
Tim Stoddard, R ERA: 4.5	(10, 1)	0.1	L	4	2	1	1	0	0	1	0	0	0	0	3	7	27.00	6.000

PITCHER	IP	WLS	BF	H	R	ER	SO	BB	IBB	HBP	BLK	WP	HR	S	P	ERA	WHIP

BOTTOM

San Diego Padres @ Montreal Expos

Olympic Stadium, Montreal, QB

Fri May 17 1985, 7:05 PM EDT
Att. 15,251 - Unknown

livebaseballscorecards.com

AB	34
R	2
H	7
RBI	2
BB	5
SO	7
LOB	15

Batter	1	2	3	4	5	6	7	8	9	AB	R	H	RBI	BB	SO	LOB
Jerry Royster, R (1, 4) OBP: 0.226, SLG: 0.269 Tim Flannery, L (9, PH) OBP: 0.350, SLG: 0.384 (9, 4)	F8		F7		SH1-2 3-H			6-3 1B	2B 1-H 3-H 3B	3 1	0 1	1 1	1 2	0 0	0 0	1 0
Tony Gwynn, L (1, 9) OBP: 0.363, SLG: 0.474	BB		6-3		CS BB			6-3 1-2	2B 3-H	3	0	1	1	2	0	2
Steve Garvey, R (1, 3) OBP: 0.329, SLG: 0.514	K			5-3	CS 1-2	K		F8	5-3	5	0	0	0	0	2	3
Kevin McReynolds, R (1, 8) OBP: 0.310, SLG: 0.378	F8			HR		F5			BB BLK BB 1B	3	2	1	1	1	0	1
Carmelo Martinez, R (1, 7) OBP: 0.330, SLG: 0.467		L5		6-3		K			BB 1B BLK 1-2 1B	3	1	0	0	1	1	0
Graig Nettles, L (1, 5) OBP: 0.404, SLG: 0.380		5-3		K			4-3		FC3-6 1B 1-3 2-H 3B	4	1	1	1	0	1	0
Bruce Bochy, R (1, 2) OBP: 0.222, SLG: 0.222		K			E 1B		K		FC3-6 1-2 3-H 1B	4	1	2	1	0	2	0
Garry Templeton, S (1, 6) OBP: 0.296, SLG: 0.409			F8		E8 1-H SH1-2 2B		F9		FC3-6 PB 1-2f 2-3 3B	4	2	1	1	0	0	2
Dave Dravecky, R (1, 1) OBP: 0.154, SLG: 0.231 Rich Gossage, R (8, 1)			2B		F9			F9	F4	3 1	0 0	1 0	0 0	0 0	0 0	1 2

TOP

San Diego Padres @ Montreal Expos

Olympic Stadium, Montreal, QB

Sat May 18 1985, 3:33 AM EDT
Att. 14,413 - Unknown

livebaseballscorecards.com

AB	34
R	8
H	9
RBI	8
BB	4
SO	6
LOB	12

Inning Stats	1	2	3	4	5	6	7	8	9							
	R: 0 E: 0 K: 1 S: 5	H: 0 LOB: 1 BB: 1 P: 9	R: 0 E: 0 K: 1 S: 5	H: 0 LOB: 0 BB: 0 P: 5	R: 0 E: 0 K: 0 S: 4	H: 1 LOB: 1 BB: 0 P: 4	R: 1 E: 0 K: 1 S: 6	H: 1 LOB: 0 BB: 0 P: 6	R: 2 E: 1 K: 0 S: 4	H: 2 LOB: 0 BB: 1 P: 8	R: 0 E: 0 K: 2 S: 7	H: 0 LOB: 0 BB: 0 P: 7	R: 0 E: 0 K: 1 S: 5	H: 0 LOB: 0 BB: 0 P: 5	R: 0 E: 0 K: 0 S: 4	H: 1 LOB: 1 BB: 0 P: 4	R: 5 E: 0 K: 0 S: 7	H: 4 LOB: 1 BB: 2 P: 15	1B: 4 2B: 3 3B: 1 HR: 1	SF: 0 SAC: 1 DP: 0 HBP: 0	WP: 0 PB: 1 SB: 0 CS: 1	PA: 40

PITCHER		IP	WLS	BF	H	R	ER	SO	BB	IBB	HBP	BLK	WP	HR	S	P	ERA	WHIP
Joe Hesketh, L ERA: 2.08	(1, 1)	5.0	L	20	4	3	2	3	2	0	0	0	0	1	24	32	3.60	1.200
Tim Burke, R ERA: 2.2	(6, 1)	2.0		6	0	0	0	3	0	0	0	0	0	0	12	12	0.00	0.000
Ed Glynn, L ERA: 19.29	(8, 1)	1.0		5	1	1	1	0	1	0	0	0	0	0	4	8	9.00	2.000
Bert Roberge, R ERA: 2.29	(9, 1)	1.0		8	4	4	4	0	1	0	0	1	0	0	7	11	36.00	5.000

PITCHER	IP	WLS	BF	H	R	ER	SO	BB	IBB	HBP	BLK	WP	HR	S	P	ERA	WHIP

San Diego Padres @ Montreal Expos

Olympic Stadium, Montreal, QB

Sat May 18 1985, 3:33 AM EDT

Att. 14,413 - Unknown

livebaseballscorecards.com

BOTTOM

Batter	1	2	3	4	5	6	7	8	9	AB	R	H	RBI	BB	SO	LOB
Tim Raines, S (1, 7) OBP: 0.328, SLG: 0.393	BBBB 4-0 4-3 BB		BBBB 4-0 BB		x 0-0 ① FC4-6 S 1-2f 2-3			x 0-0 ① 5-3		2	0	0	0	2	0	2
Vance Law, R (1, 4) OBP: 0.333, SLG: 0.308	x 0-0 ① 4-3 1-2		x 0-0 ① F6		x 0-0 ② F8			x 0-0 1B 2B		4	1	1	0	0	0	4
Andre Dawson, R (1, 8) (9, 9) OBP: 0.313, SLG: 0.476	BBBB 4-0 BB		x 0-0 ② L9		x 0-0 ③ F8 1-2			x 0-0 S 1B 2-H 1B		3	1	1	1	1	0	3
Hubie Brooks, R (1, 6) OBP: 0.285, SLG: 0.353	x 0-0 ② F8		x 0-0 ③ G3			x 0-0 ① 5-3		x 0-0 ② F9		4	0	0	0	0	0	4
Dan Driessen, L (1, 3) OBP: 0.362, SLG: 0.482 Miguel Dilone, S (8, PR) (9, 9) OBP: 0.231, SLG: 0.222	x 0-0 ③ F8			x 0-0 ① 1-3		S S S 0-3 ② K		x 0-0 1-H 1B		4 0	0 0	1 0	1 0	0 0	1 0	2 0
Tim Wallach, R (1, 5) OBP: 0.338, SLG: 0.410		x 0-0 5-3 2B		x 0-0 ② F8		x 0-0 ③ 5-3		x 0-0 ③ L8		4	0	1	0	0	0	1
Jim Wohlford, R (1, 9) OBP: 0.293, SLG: 0.286 Terry Francona, L (9, 3) OBP: 0.400, SLG: 0.438		x 0-0 ① 6-3		x 0-0 ③ 5-3			x 0-0 ① 4-3		x 0-0 ① F8	3 1	0 0	0 0	0 0	0 0	1 0	1 0
Sal Butera, R (1, 2) OBP: 0.417, SLG: 0.455		x 0-0 ② 5-3 2-3			BBBB 4-0 FC4-6 BB BB		x 0-0 ② 4-3		x 0-0 ② F7	3	0	0	0	1	0	1
Joe Hesketh, R (1, 1) OBP: 0.143, SLG: 0.143 Steve Nicosia, R (5, PH) Tim Burke, R (6, 1) U L Washington, S (7, PH) OBP: 0.328, SLG: 0.361 Ed Glynn, R (8, 1) Bert Roberge, R (9, 1) Herm Winningham, L (9, 8) OBP: 0.367, SLG: 0.321		S S S 0-3 ③ K			BBBB 4-0 FC4-6 1-2 BB		x 0-0 ③ 1-3		S S S 0-3 ③ K	1 0 0 1 0 0 1	0 0 0 0 0 0 0	0 0 0 0 0 0 0	0 1 0 0 0 0 1	0 0 0 0 0 0 0	1 0 0 0 0 0 0	1 0 0 0 0 0 0
Inning Stats	R: 0 H: 0 E: 0 LOB: 2 K: 0 BB: 2 S: 3 P: 11	R: 0 H: 1 E: 0 LOB: 1 K: 1 BB: 0 S: 6 P: 6	R: 0 H: 0 E: 0 LOB: 1 K: 0 BB: 1 S: 3 P: 7	R: 0 H: 0 E: 0 LOB: 0 K: 0 BB: 0 S: 3 P: 3	R: 0 H: 0 E: 0 LOB: 2 K: 0 BB: 2 S: 3 P: 11	R: 0 H: 0 E: 0 LOB: 0 K: 1 BB: 0 S: 5 P: 5	R: 0 H: 0 E: 0 LOB: 0 K: 0 BB: 0 S: 3 P: 3	R: 2 H: 3 E: 0 LOB: 1 K: 0 BB: 0 S: 6 P: 6	R: 0 H: 0 E: 0 LOB: 0 K: 1 BB: 0 S: 5 P: 5	1B: 2 2B: 2 3B: 0 HR: 0	SF: 0 SAC: 0 DP: 0 HBP: 0			WP: 0 PB: 0 SB: 2 CS: 0		PA: 36	

PITCHER		IP	WLS	BF	H	R	ER	SO	BB	IBB	HBP	BLK	WP	HR	S	P	ERA	WHIP
Dave Dravecky, L ERA: 3.26	(1, 1)	7.1	W	30	3	2	2	2	5	0	0	0	0	0	29	49	2.46	1.091
Rich Gossage, R ERA: 2.16	(8, 1)	1.2	S	6	1	0	0	1	0	0	0	0	0	0	8	8	0.00	0.600

PITCHER	IP	WLS	BF	H	R	ER	SO	BB	IBB	HBP	BLK	WP	HR	S	P	ERA	WHIP

AB	31
R	2
H	4
RBI	2
BB	5
SO	3
LOB	19

Batter	1	2	3	4	5	6	7	8	9	AB	R	H	RBI	BB	SO	LOB
Tim Flannery, L (1, 4) OBP: 0.349, SLG: 0.372	G3		BBB 4-0 1B E BB	3-1	FC4 1-2f		G4-6-3 1-2f		2-H 1B	5	1	1	1	1	0	4
Tony Gwynn, L (1, 9) OBP: 0.368, SLG: 0.475	4-3		1B E 1-2 1B		1B 1B	6-3		4-3	1-2 1B	6	1	3	0	0	0	0
Steve Garvey, R (1, 3) OBP: 0.322, SLG: 0.500	K		E6 1B 1-2 2-H		1B 2B 1-3 1B	5-3		F9	K	6	1	1	0	0	2	3
Graig Nettles, L (1, 5) OBP: 0.431, SLG: 0.422		G6-3 1B	1-2 2-3 1B		2B 1-2 3-H 1B	1B 2B		BBB 4-0 PB BB		4	1	4	1	1	0	0
Kevin McReynolds, R (1, 8) OBP: 0.313, SLG: 0.382		G6-3 1-2f	F4		2B 1-H 2-H 2B	1B IBB		F4 1-2		4	1	1	2	1	0	5
Terry Kennedy, L (1, 2) OBP: 0.289, SLG: 0.420		HR	F5		FC1-6-5 2-H 2B	1-3 2-3 1B			2B 1B	5	2	4	2	0	0	3
Carmelo Martinez, R (1, 7) OBP: 0.342, SLG: 0.490		2B	5-3		FC1-6-5 1B 2-3		BBB 4-0 FC1-6 BB		1-H 1B 2B	4	1	2	1	1	0	4
Garry Templeton, S (1, 6) OBP: 0.292, SLG: 0.395		IBB		F7	F7		FC1-6 BB 1-2f		6-3	4	0	0	0	1	0	3
Andy Hawkins, R (1, 1) OBP: 0.200, SLG: 0.158 Luis DeLeon, R (8, 1) OBP: 0.333, SLG: 0.333		F6		6-3	FC4 1-2 1B		BBB 4-0 G4-6-3 1-2 BB		5-3	3 1	0 0	1 0	0 0	1 0	0 0	2 1
Inning Stats	R: 0 E: 0 K: 1 S: 5 H: 0 LOB: 0 BB: 0 P: 5	R: 1 E: 0 K: 0 S: 5 H: 3 LOB: 2 BB: 1 P: 9	R: 1 E: 1 K: 0 S: 6 H: 2 LOB: 3 BB: 1 P: 10	R: 0 E: 0 K: 0 S: 3 H: 0 LOB: 0 BB: 0 P: 3	R: 4 E: 0 K: 0 S: 9 H: 6 LOB: 2 BB: 0 P: 9	R: 0 E: 0 K: 0 S: 4 H: 2 LOB: 3 BB: 1 P: 8	R: 0 E: 0 K: 0 S: 2 H: 0 LOB: 1 BB: 2 P: 10	R: 0 E: 0 K: 0 S: 3 H: 0 LOB: 1 BB: 1 P: 7	R: 2 E: 0 K: 1 S: 9 H: 4 LOB: 2 BB: 0 P: 9	1B: 11 2B: 5 3B: 0 HR: 1 SF: 0 SAC: 0 DP: 2 HBP: 0						

PITCHER		IP	WLS	BF	H	R	ER	SO	BB	IBB	HBP	BLK	WP	HR	S	P	ERA	WHIP
Steve Rogers, R ERA: 5.68	(1, 1)	4.2	L	27	11	6	6	1	1	1	0	0	0	1	27	35	11.57	2.571
Gary Lucas, L ERA:	(5, 1)	1.1		6	2	0	0	0	0	1	0	0	0	0	5	9	0.00	1.500
Tim Burke, R ERA: 2.79	(7, 1)	3.0		15	4	2	2	1	3	0	0	0	0	0	14	26	6.00	2.333

PITCHER	IP	WLS	BF	H	R	ER	SO	BB	IBB	HBP	BLK	WP	HR	S	P	ERA	WHIP

TOP

San Diego Padres @ Montreal Expos

Olympic Stadium, Montreal, QB

Sun May 19 1985, 3:33 AM EDT

Att. 34,209 - Unknown

livebaseballscorecards.com

AB	42
R	8
H	17
RBI	7
BB	6
SO	2
LOB	25

PA: 48

WP: 0 PB: 1 SB: 0 CS: 0

San Diego Padres @ Montreal Expos

Olympic Stadium, Montreal, QB

Sun May 19 1985, 3:33 AM EDT

Att. 34,209 - Unknown

livebaseballscorecards.com

Batter	1	2	3	4	5	6	7	8	9	AB	R	H	RBI	BB	SO	LOB
Tim Raines, S (1, 7) OBP: 0.331, SLG: 0.418	1B, S, 1B		4-3, 2-3		HR		4-3		K	5	1	2	1	0	1	2
U L Washington, S (1, 4) OBP: 0.319, SLG: 0.348	S, 1-3, 1B		F6		6-3		K		G6-3, 1-2f	5	0	1	0	0	1	2
Andre Dawson, R (1, 9) OBP: 0.326, SLG: 0.492	F9		BB, 3-H, 1B		G3-6-1, 1B		2B			4	0	3	1	0	0	2
Dan Driessen, L (1, 3) OBP: 0.359, SLG: 0.470	F3		FC6, 1-2, BB		G3-6-1, 1-2f		F7			3	0	0	0	1	0	4
Hubie Brooks, R (1, 6) OBP: 0.284, SLG: 0.350	6-3, 1-2		FC6, 1-2f			5-3		1B		4	0	1	0	0	0	4
Tim Wallach, R (1, 5) OBP: 0.336, SLG: 0.413		F6		2B		K		F7		4	0	1	0	0	1	1
Herm Winningham, L (1, 8) OBP: 0.362, SLG: 0.341		K		F8		1B, 3B		F9		4	1	1	0	0	1	2
Mike Fitzgerald, R (1, 2) OBP: 0.372, SLG: 0.277		K		1-3		3-H, 1B		1-3		4	0	1	1	0	1	2
Steve Rogers, R (1, 1) OBP: 0.143, SLG: 0.214			4-3, 1B, 2B	5-3		G3			G6-3, 1B	2	1	1	0	0	0	1
Gary Lucas, L (5, 1)										0	0	0	0	0	0	0
Terry Francona, L (6, PH) OBP: 0.389, SLG: 0.424										1	0	0	0	0	0	1
Tim Burke, R (7, 1)										0	0	0	0	0	0	0
Miguel Dilone, S (9, PH) OBP: 0.250, SLG: 0.243										1	0	1	0	0	0	0

Inning Stats	1	2	3	4	5	6	7	8	9	1B	SF	WP	PA
	R: 0 H: 2	R: 0 H: 0	R: 1 H: 2	R: 0 H: 1	R: 1 H: 2	R: 1 H: 2	R: 0 H: 1	R: 0 H: 1	R: 0 H: 1	1B: 7	SF: 0	WP: 0	PA: 38
	E: 0 LOB: 2	E: 0 LOB: 0	E: 0 LOB: 2	E: 0 LOB: 1	E: 0 LOB: 0	E: 0 LOB: 1	E: 0 LOB: 1	E: 0 LOB: 1	E: 0 LOB: 0	2B: 3	SAC: 0	PB: 0	
	K: 0 BB: 0	K: 2 BB: 0	K: 0 BB: 1	K: 0 BB: 0	K: 0 BB: 0	K: 1 BB: 0	K: 1 BB: 0	K: 0 BB: 0	K: 1 BB: 0	3B: 1	DP: 2	SB: 2	
	S: 5 P: 5	S: 7 P: 7	S: 5 P: 9	S: 4 P: 4	S: 4 P: 4	S: 7 P: 7	S: 6 P: 6	S: 4 P: 4	S: 5 P: 5	HR: 1	HBP: 0	CS: 0	

PITCHER	IP	WLS	BF	H	R	ER	SO	BB	IBB	HBP	BLK	WP	HR	S	P	ERA	WHIP
Andy Hawkins, R (1, 1) ERA: 2.89	7.0	W	32	11	3	3	4	1	0	0	0	0	1	39	43	3.86	1.714
Luis DeLeon, R (8, 1) ERA: 3.15	2.0	S	6	1	0	0	1	0	0	0	0	0	0	8	8	0.00	0.500

PITCHER	IP	WLS	BF	H	R	ER	SO	BB	IBB	HBP	BLK	WP	HR	S	P	ERA	WHIP

Batter	1	2	3	4	5	6	7	8	9	AB	R	H	RBI	BB	SO	LOB
Steve Sax, R (1, 4) OBP: 0.333, SLG: 0.311	L9		5-3			5-3		G6-4-3 1-2f		4	0	0	0	0	0	2
Bill Russell, R (1, 7) OBP: 0.391, SLG: 0.377	4-3			F7		1-3			G6-4-3 1B	4	0	1	0	0	0	0
Candy Maldonado, R (1, 8) OBP: 0.232, SLG: 0.308	5-3			5-3		F8			G6-4-3 1-2f	4	0	0	0	0	0	1
Pedro Guerrero, R (1, 5) OBP: 0.370, SLG: 0.426		S 2B		HR			L5		1B	4	1	3	1	0	0	0
Mike Marshall, R (1, 9) OBP: 0.325, SLG: 0.447		5-3		6-3			SSS K		SSS K	4	0	0	0	0	2	2
Greg Brock, L (1, 3) OBP: 0.269, SLG: 0.283		6-3 2-3			SSS K		SSS K			3	0	0	0	0	2	1
Steve Yeager, R (1, 2) OBP: 0.206, SLG: 0.219		F8			5-3			1B 2B		3	0	1	0	0	0	1
Mariano Duncan, R (1, 6) OBP: 0.314, SLG: 0.352			L9		FC5-4 1B			G6-4-3 2-3 1B		3	0	2	0	0	0	0
Bobby Castillo, R (1, 1) OBP: 0.400, SLG: 0.250			3-1		FC5-4 1-2f			F8		2	0	0	0	0	0	1
Tom Brennan, R (5, 1) OBP: 0.125, SLG: 0.125										0	0	0	0	0	0	0
Carlos Diaz, R (5, 1)										0	0	0	0	0	0	0
R.J. Reynolds, S (8, PH) OBP: 0.250, SLG: 0.338										1	0	0	0	0	0	2
Steve Howe, L (8, 1)										0	0	0	0	0	0	0
Inning Stats	R: 0 E: 0 K: 0 S: 3 H: 0 LOB: 0 BB: 0 P: 3	R: 0 E: 0 K: 0 S: 4 H: 1 LOB: 1 BB: 0 P: 4	R: 0 E: 0 K: 0 S: 3 H: 0 LOB: 0 BB: 0 P: 3	R: 1 E: 0 K: 0 S: 4 H: 1 LOB: 0 BB: 0 P: 4	R: 0 E: 0 K: 1 S: 6 H: 1 LOB: 1 BB: 0 P: 6	R: 0 E: 0 K: 0 S: 3 H: 0 LOB: 0 BB: 0 P: 3	R: 0 E: 0 K: 2 S: 7 H: 0 LOB: 0 BB: 0 P: 7	R: 0 E: 0 K: 0 S: 4 H: 2 LOB: 1 BB: 0 P: 4	R: 0 E: 0 K: 1 S: 6 H: 2 LOB: 1 BB: 0 P: 6	1B: 4 2B: 2 3B: 0 HR: 1	SF: 0 SAC: 0 DP: 2 HBP: 0					

PITCHER	IP	WLS	BF	H	R	ER	SO	BB	IBB	HBP	BLK	WP	HR	S	P	ERA	WHIP
Dan Schatzeder, L (1, 1) ERA: 4.85	9.0	W	32	7	1	1	4	0	0	0	0	0	1	40	40	1.00	0.778

PITCHER	IP	WLS	BF	H	R	ER	SO	BB	IBB	HBP	BLK	WP	HR	S	P	ERA	WHIP

TOP

Los Angeles Dodgers @ Montreal Expos

Olympic Stadium, Montreal, QB

Mon May 20 1985, 3:33 AM EDT

Att. 14,401 - Unknown

livebaseballscorecards.com

AB	32
R	1
H	7
RBI	1
BB	0
SO	4
LOB	10

Batter	1	2	3	4	5	6	7	8	9	AB	R	H	RBI	BB	SO	LOB
Tim Raines, S (1, 7) OBP: 0.348, SLG: 0.424	BBBB 4-0 BB E BB		x 0-0 ① F8		BBBB 4-0 1B 2B BB	x 0-0 2B 1B		x 0-0 G5-4-3 1B 1-2 1B		3	2	2	0	2	0	1
Vance Law, R (1, 4) OBP: 0.355, SLG: 0.319	BBBB 4-0 FC5-4 1-2 BB		BBBB 4-0 FC6-4 1B 1-2 BB		x 0-0 2B 2B 1-3 1B	x 0-0 ① F8		x 0-0 G5-4-3 1-2 2-3 1B		3	1	2	0	2	0	1
Andre Dawson, R (1, 9) OBP: 0.329, SLG: 0.496	x 0-0 ① FC5-4 1-2f 2-H		x 0-0 FC6-4 1-2 2-3 1B		x 0-0 2B 1-3 3-H 2B	x 0-0 ② F7		x 0-0 ①② G5-4-3 1-2f 2-3 3-H		5	1	2	1	0	0	4
Dan Driessen, L (1, 3) OBP: 0.360, SLG: 0.471	x 0-0 ② F2		x 0-0 ② FC6-4 FC6-4 1-2f 2-3 3-H		x 4-0 2B IBB	x 0-0 1-3 2B		x 0-0 ③ 4-3		4	1	1	1	1	0	4
Hubie Brooks, R (1, 6) OBP: 0.283, SLG: 0.354	x 0-0 ③ G3		x 0-0 ③ FC6-4 1-2f		x 0-0 1-H 2-H 3-H 2B	x 0-0 ③ 5-3				4	0	1	3	0	0	5
Tim Wallach, R (1, 5) OBP: 0.333, SLG: 0.408		x 0-0 ① F5		x 0-0 ① 5-3	x 0-0 ② F9		x 0-0 G5-4-3 1B			4	0	1	0	0	0	1
Herm Winningham, L (1, 8) OBP: 0.347, SLG: 0.326		SSS 0-3 ② K		SSS 0-3 ② K	x 0-0 ③ 4-3		SSS 0-3 ① K			4	0	0	0	0	3	2
Mike Fitzgerald, R (1, 2) OBP: 0.359, SLG: 0.265		SSS 0-3 ③ K		x 0-0 ③ F3		x 0-0 E5 HR	x 0-0 ②③ G5-4-3 1-2f			4	1	0	0	0	1	1
Dan Schatzeder, L (1, 1) OBP: 0.429, SLG: 0.833			BBBB 4-0 1B BB FC6-4 BB		x 0-0 ① L9	x 0-0 2-H HR		x 0-0 E1 1B 1B G5-4-3		3	3	1	2	1	0	0
Inning Stats	R: 1 E: 1 K: 0 S: 3 H: 0 LOB: 1 BB: 2 P: 11	R: 0 E: 0 K: 2 S: 7 H: 0 LOB: 0 BB: 0 P: 7	R: 1 E: 0 K: 0 S: 4 H: 1 LOB: 2 BB: 2 P: 12	R: 0 E: 0 K: 1 S: 5 H: 0 LOB: 0 BB: 0 P: 5	R: 4 E: 0 K: 0 S: 6 H: 3 LOB: 1 BB: 2 P: 14	R: 2 E: 1 K: 0 S: 7 H: 3 LOB: 2 BB: 0 P: 7	R: 0 E: 0 K: 1 S: 5 H: 1 LOB: 0 BB: 0 P: 5	R: 1 E: 1 K: 0 S: 5 H: 2 LOB: 1 BB: 0 P: 5		1B: 6 2B: 3 3B: 0 HR: 1 SF: 0 SAC: 0 DP: 2 HBP: 0						

PITCHER		IP	WLS	BF	H	R	ER	SO	BB	IBB	HBP	BLK	WP	HR	S	P	ERA	WHIP
Bobby Castillo, R ERA: 5.14	(1, 1)	4.1	L	21	3	5	4	3	5	0	0	0	0	0	22	42	8.31	1.846
Tom Brennan, R ERA: 7.8	(5, 1)	0.1		3	1	1	1	0	0	1	0	0	0	0	2	6	27.00	3.000
Carlos Diaz, L ERA: 1.74	(5, 1)	2.1		11	4	2	1	1	0	0	0	0	0	1	13	13	3.86	1.714
Steve Howe, L ERA: 4.66	(8, 1)	1.0		5	2	1	0	0	0	0	0	0	0	0	5	5	0.00	2.000

PITCHER	IP	WLS	BF	H	R	ER	SO	BB	IBB	HBP	BLK	WP	HR	S	P	ERA	WHIP

BOTTOM

Los Angeles Dodgers @ Montreal Expos

Olympic Stadium, Montreal, QB

Mon May 20 1985, 3:33 AM EDT

Att. 14,401 - Unknown

livebaseballscorecards.com

AB	34
R	9
H	10
RBI	7
BB	6
SO	4
LOB	19

WP: 0	PA: 40		
PB: 0			
SB: 0			
CS: 0			

Batter	1	2	3	4	5	6	7	8	9	AB	R	H	RBI	BB	SO	LOB
Steve Sax, R (1, 4) OBP: 0.315, SLG: 0.292	4-3		F9 2-3			6-3		K		4	0	0	0	0	1	1
Bill Russell, R (1, 6) OBP: 0.378, SLG: 0.363	F2		L7			6-3			4-3	3	0	0	0	0	0	1
Sid Bream, L (9, PH) OBP: 0.226, SLG: 0.311										1	0	0	0	0	0	0
Ken Landreaux, L (1, 8) OBP: 0.212, SLG: 0.388	F9			K		4-3			F7	4	0	0	0	0	1	0
Pedro Guerrero, R (1, 5) OBP: 0.373, SLG: 0.434		2B		5-3			1B			4	0	2	0	0	0	0
Mike Marshall, R (1, 9) OBP: 0.319, SLG: 0.438		1-3		6-3			F3			3	0	0	0	0	0	2
Greg Brock, L (1, 3) OBP: 0.286, SLG: 0.317		F8			F9 6-3 2B		G4-6-3 1-2 1B			3	1	2	0	0	0	1
Mike Scioscia, L (1, 2) OBP: 0.322, SLG: 0.340		4-3			F9 2-3		G4-6-3 1-2f			3	0	0	0	0	0	4
R.J. Reynolds, S (1, 7) OBP: 0.253, SLG: 0.338			F9 SH1-3 1B		6-3 3-H			4-3		3	0	1	1	0	0	0
Rick Honeycutt, L (1, 1)			SH1-3 1-2		F7			K		1	0	0	0	0	0	0
Terry Whitfield, L (8, PH) OBP: 0.341, SLG: 0.537										1	0	0	0	0	1	0
Carlos Diaz, R (8, 1)										0	0	0	0	0	0	0
Inning Stats	R: 0 E: 0 K: 0 S: 3 H: 0 LOB: 0 BB: 0 P: 3	R: 0 E: 0 K: 0 S: 4 H: 1 LOB: 1 BB: 0 P: 4	R: 0 E: 0 K: 0 S: 4 H: 1 LOB: 1 BB: 0 P: 4	R: 0 E: 0 K: 1 S: 5 H: 0 LOB: 0 BB: 0 P: 5	R: 1 E: 0 K: 0 S: 4 H: 1 LOB: 0 BB: 0 P: 4	R: 0 E: 0 K: 0 S: 3 H: 0 LOB: 0 BB: 0 P: 3	R: 0 E: 0 K: 0 S: 4 H: 2 LOB: 1 BB: 0 P: 4	R: 0 E: 0 K: 2 S: 7 H: 0 LOB: 0 BB: 0 P: 7	R: 0 E: 0 K: 0 S: 3 H: 0 LOB: 0 BB: 0 P: 3	1B: 3 2B: 2 3B: 0 HR: 0 SF: 0 SAC: 1 DP: 1 HBP: 0						

PITCHER		IP	WLS	BF	H	R	ER	SO	BB	IBB	HBP	BLK	WP	HR	S	P	ERA	WHIP
Bill Gullickson, R ERA: 3.4	(1, 1)	6.1	W	24	5	1	1	1	0	0	0	0	0	0	26	26	1.42	0.789
Jeff Reardon, R ERA: 1.37	(7, 1)	2.2	S	7	0	0	0	2	0	0	0	0	0	0	11	11	0.00	0.000

PITCHER		IP	WLS	BF	H	R	ER	SO	BB	IBB	HBP	BLK	WP	HR	S	P	ERA	WHIP

TOP

Los Angeles Dodgers @ Montreal Expos

Olympic Stadium, Montreal, QB

Tue May 21 1985, 7:05 PM EDT

Att. 14,289 - Unknown

livebaseballscorecards.com

AB	30
R	1
H	5
RBI	1
BB	0
SO	3
LOB	9

1B: 3 2B: 2 3B: 0 HR: 0	SF: 0 SAC: 1 DP: 1 HBP: 0	WP: 0 PB: 0 SB: 0 CS: 0	PA: 31

Batter	1	2	3	4	5	6	7	8	9	AB	R	H	RBI	BB	SO	LOB
Tim Raines, S (1, 7) OBP: 0.338, SLG: 0.411	6-3		FC6-4 1-2f		K		F8			4	0	0	0	0	1	1
Vance Law, R (1, 3) OBP: 0.354, SLG: 0.320	6-3		F9		CS 1B		G3			3	0	1	0	0	0	1
Terry Francona, L (7, 3) OBP: 0.378, SLG: 0.412										1	0	0	0	0	0	0
Andre Dawson, R (1, 8) OBP: 0.327, SLG: 0.489 (7, 9)	FC6-4 1B			E5 1B S SF7	F9		F8			4	1	1	0	0	0	1
Hubie Brooks, R (1, 6) OBP: 0.296, SLG: 0.374	FC6-4 1-2f			1-3 1B 2B 1-3 1B	CS 1-2	HR 1B		1B SF7 2B		4	3	3	0	0	0	1
Tim Wallach, R (1, 5) OBP: 0.338, SLG: 0.436		F8		SF7 3-H		1-H HR		2-3 1B		3	1	2	3	0	0	0
Jim Wohlford, R (1, 9) OBP: 0.295, SLG: 0.289		5-3		1-3 1-2 2B 1B		F9		K		3	1	1	0	0	0	0
Herm Winningham, L (7, 8) OBP: 0.343, SLG: 0.322										1	0	0	0	0	1	2
U L Washington, S (1, 4) OBP: 0.315, SLG: 0.348		6-3		1-3 1-2 2-3		E 1B 1B		SF7 3-H		3	0	1	1	0	0	2
Mike Fitzgerald, R (1, 2) OBP: 0.364, SLG: 0.267			5-3	2B IBB		E4 G6-3 1-3 1B		L4		3	0	1	0	1	0	1
Bill Gullickson, R (1, 1) OBP: 0.211, SLG: 0.263			FC6-4 1B	1-H 2-H 3-H 2B		G6-3 1-2f				3	0	2	2	0	0	2
Jeff Reardon, R (7, 1) OBP: 0.500, SLG: 0.500										0	0	0	0	0	0	0
Inning Stats	R: 0 H: 1 E: 0 LOB: 1 K: 0 BB: 0 S: 4 P: 4	R: 0 H: 0 E: 0 LOB: 0 K: 0 BB: 0 S: 3 P: 3	R: 0 H: 1 E: 0 LOB: 1 K: 0 BB: 0 S: 4 P: 4	R: 3 H: 3 E: 1 LOB: 2 K: 0 BB: 1 S: 6 P: 10	R: 0 H: 1 E: 0 LOB: 0 K: 1 BB: 0 S: 5 P: 5	R: 2 H: 4 E: 1 LOB: 1 K: 0 BB: 0 S: 6 P: 6	R: 0 H: 0 E: 0 LOB: 0 K: 0 BB: 0 S: 3 P: 3	R: 1 H: 2 E: 0 LOB: 1 K: 1 BB: 0 S: 7 P: 7		1B: 9 SF: 2 2B: 2 SAC: 0 3B: 0 DP: 1 HR: 1 HBP: 0						

PITCHER	IP	WLS	BF	H	R	ER	SO	BB	IBB	HBP	BLK	WP	HR	S	P	ERA	WHIP
Rick Honeycutt, L (1, 1) ERA: 2.76	7.0	L	30	10	5	2	1	0	1	0	0	0	1	31	35	2.57	1.429
Carlos Diaz, L (8, 1) ERA: 2.08	1.0		5	2	1	1	1	0	0	0	0	0	0	7	7	9.00	2.000

PITCHER	IP	WLS	BF	H	R	ER	SO	BB	IBB	HBP	BLK	WP	HR	S	P	ERA	WHIP

BOTTOM

Los Angeles Dodgers @ Montreal Expos

Olympic Stadium, Montreal, QB

Tue May 21 1985, 7:05 PM EDT

Att. 14,289 - Unknown

livebaseballscorecards.com

AB	32
R	6
H	12
RBI	6
BB	1
SO	2
LOB	11

Batter	1	2	3	4	5	6	7	8	9	AB	R	H	RBI	BB	SO	LOB
Mariano Duncan, R (1, 4) OBP: 0.311, SLG: 0.348	0-0 S 2B 1B	0-3 K 1-2			0-3 K		0-0 6-3			4	1	1	0	0	2	1
R.J. Reynolds, S (1, 7) OBP: 0.265, SLG: 0.359	0-0 1-H 2B		0-0 G3			0-0 4-3 S HR 1B		0-0 F3		4	1	2	1	0	0	0
Ken Landreaux, L (1, 8) OBP: 0.206, SLG: 0.377	0-0 G3		0-0 F6			0-0 4-3 1-3		0-3 K		3	0	0	0	0	0	2
Candy Maldonado, R (8, PH) OBP: 0.229, SLG: 0.303 (8, 8)										1	0	0	0	0	1	0
Pedro Guerrero, R (1, 5) OBP: 0.376, SLG: 0.429	B B B B 4-0 BB		0-0 6-3			4-0 HR IBB		0-0 F9		2	1	0	0	2	0	0
Mike Marshall, R (1, 9) OBP: 0.311, SLG: 0.426	0-0 F8			0-3 K		0-3 K			0-3 K	4	0	0	0	0	3	4
Greg Brock, L (1, 3) OBP: 0.284, SLG: 0.358	0-0 F9			0-0 F7		0-0 1-H 3-H HR			0-0 4-3	4	1	1	3	0	0	2
Mike Scioscia, L (1, 2) OBP: 0.320, SLG: 0.336		0-0 4-3		0-0 G3		0-0 F7			0-0 1B	4	0	1	0	0	0	0
Bob Bailor, R (1, 6) OBP: 0.148, SLG: 0.080		0-0 5-3			0-0 5-3		0-0 F3		0-0 F7	4	0	0	0	0	0	1
Jerry Reuss, L (1, 1) OBP: 0.227, SLG: 0.190		0-0 WP 1B			0-0 4-3		0-0 4-3			3	0	1	0	0	0	0
Inning Stats	R: 1 H: 2 E: 0 LOB: 2 K: 0 BB: 1 S: 5 P: 9	R: 0 H: 1 E: 0 LOB: 1 K: 1 BB: 0 S: 6 P: 6	R: 0 H: 0 E: 0 LOB: 0 K: 0 BB: 0 S: 3 P: 3	R: 0 H: 0 E: 0 LOB: 0 K: 1 BB: 0 S: 5 P: 5	R: 0 H: 0 E: 0 LOB: 0 K: 1 BB: 0 S: 5 P: 5	R: 3 H: 2 E: 0 LOB: 0 K: 1 BB: 1 S: 7 P: 11	R: 0 H: 0 E: 0 LOB: 0 K: 0 BB: 0 S: 3 P: 3	R: 0 H: 0 E: 0 LOB: 0 K: 1 BB: 0 S: 5 P: 5	R: 0 H: 1 E: 0 LOB: 1 K: 1 BB: 0 S: 6 P: 6	1B: 4 SF: 0 2B: 1 SAC: 0 3B: 0 DP: 0 HR: 1 HBP: 0						

PITCHER		IP	WLS	BF	H	R	ER	SO	BB	IBB	HBP	BLK	WP	HR	S	P	ERA	WHIP
David Palmer, R ERA: 3.19	(1, 1)	6.0	L	25	5	4	4	4	1	1	0	0	1	1	31	39	6.00	1.000
Gary Lucas, L ERA:	(7, 1)	2.0		6	0	0	0	1	0	0	0	0	0	0	8	8	0.00	0.000
Bert Roberge, R ERA: 2.18	(9, 1)	1.0		4	1	0	0	1	0	0	0	0	0	0	6	6	0.00	1.000

PITCHER	IP	WLS	BF	H	R	ER	SO	BB	IBB	HBP	BLK	WP	HR	S	P	ERA	WHIP

TOP

Los Angeles Dodgers @ Montreal Expos

Olympic Stadium, Montreal, QB

Wed May 22 1985, 7:05 PM EDT

Att. 19,239 - Unknown

livebaseballscorecards.com

AB	33
R	4
H	6
RBI	4
BB	2
SO	6
LOB	10

WP: 1	PA: 35																	
PB: 0																		
SB: 2																		
CS: 0																		

Batter	1	2	3	4	5	6	7	8	9	AB	R	H	RBI	BB	SO	LOB
Tim Raines, S (1, 7) OBP: 0.336, SLG: 0.406	5-3			F8		G3			1B	4	0	1	0	0	0	0
Vance Law, R (1, 3) (9, 4) OBP: 0.359, SLG: 0.320	F3			BB		F8			1-2 1B	3	0	1	0	1	0	0
Andre Dawson, R (1, 8) OBP: 0.318, SLG: 0.476	1-3			K			F8		F4	4	0	0	0	0	1	3
Hubie Brooks, R (1, 6) OBP: 0.295, SLG: 0.370		6-3		1-2 1B			F6		5-3	4	0	1	0	0	0	2
Tim Wallach, R (1, 5) OBP: 0.331, SLG: 0.426		4-3		L5			F8			3	0	0	0	0	0	2
Jim Wohlford, R (1, 9) OBP: 0.298, SLG: 0.293		CS 1B			F4			5-3		3	0	1	0	0	0	0
U L Washington, S (1, 4) OBP: 0.303, SLG: 0.333 Bert Roberge, R (9, 1)		CS 1-2	K		K			F9		3 0	0 0	0 0	0 0	0 0	2 0	0 0
Mike Fitzgerald, R (1, 2) OBP: 0.355, SLG: 0.260			6-3		6-3			1-3		3	0	0	0	0	0	0
David Palmer, R (1, 1) OBP: 0.214, SLG: 0.286 Miguel Dilone, S (6, PH) OBP: 0.244, SLG: 0.237 Gary Lucas, L (7, 1) Steve Nicosia, R (9, 3)			F3			F9			F9	1 1 0 1	0 0 0 0	0 0 0 0	0 0 0 0	0 0 0 0	0 0 0 0	0 0 0 0
Inning Stats	R: 0 E: 0 K: 0 S: 3 H: 0 LOB: 0 BB: 0 P: 3	R: 0 E: 0 K: 0 S: 3 H: 1 LOB: 0 BB: 0 P: 3	R: 0 E: 0 K: 1 S: 5 H: 0 LOB: 0 BB: 0 P: 5	R: 0 E: 0 K: 1 S: 6 H: 1 LOB: 2 BB: 1 P: 10	R: 0 E: 0 K: 1 S: 5 H: 0 LOB: 0 BB: 0 P: 5	R: 0 E: 0 K: 0 S: 3 H: 0 LOB: 0 BB: 0 P: 3	R: 0 E: 0 K: 0 S: 3 H: 0 LOB: 0 BB: 0 P: 3	R: 0 E: 0 K: 0 S: 3 H: 0 LOB: 0 BB: 0 P: 3	R: 0 E: 0 K: 0 S: 5 H: 2 LOB: 2 BB: 0 P: 5	1B: 4 2B: 0 3B: 0 HR: 0	SF: 0 SAC: 0 DP: 0 HBP: 0						

PITCHER	IP	WLS	BF	H	R	ER	SO	BB	IBB	HBP	BLK	WP	HR	S	P	ERA	WHIP
Jerry Reuss, L (1, 1) ERA: 3.46	9.0	W	31	4	0	0	3	1	0	0	0	0	0	36	40	0.00	0.556

PITCHER	IP	WLS	BF	H	R	ER	SO	BB	IBB	HBP	BLK	WP	HR	S	P	ERA	WHIP

BOTTOM

Los Angeles Dodgers @ Montreal Expos

Olympic Stadium, Montreal, QB

Wed May 22 1985, 7:05 PM EDT

Att. 19,239 - Unknown

livebaseballscorecards.com

AB	30
R	0
H	4
RBI	0
BB	1
SO	3
LOB	7

PA: 32

WP: 0 PB: 0 SB: 0 CS: 1

San Francisco Giants @ Montreal Expos

Olympic Stadium, Montreal, QB

Fri May 24 1985, 7:05 PM EDT

Att. 17,209 - Unknown

TOP

livebaseballscorecards.com

Batter	1	2	3	4	5	6	7	8	9	AB	R	H	RBI	BB	SO	LOB
Dan Gladden, R (1, 8) OBP: 0.315, SLG: 0.360	F7		FC6-4 1-2f			F9			5-3	4	0	0	0	0	0	1
Manny Trillo, R (1, 4) OBP: 0.299, SLG: 0.271	6-3			5-3			BBBB 4-0 G5-4-3 BB		L5	2	0	0	0	1	0	0
Scot Thompson, L (9, PH) OBP: 0.189, SLG: 0.208										1	0	0	0	0	0	0
Jeffrey Leonard, R (1, 7) OBP: 0.234, SLG: 0.295	F6			SSS 0-3 K			G5-4-3 1-2f			3	0	0	0	0	1	1
Joel Youngblood, R (1, 9) OBP: 0.229, SLG: 0.161		6-3		5-3			SSS 0-3 K			3	0	0	0	0	1	0
Chris Brown, R (1, 5) OBP: 0.303, SLG: 0.336		BBBB 4-0 CS BB			5-3			5-3		2	0	0	0	1	0	0
David Green, R (1, 3) OBP: 0.247, SLG: 0.225		SSS 0-3 K 1-2			F8			2B		3	0	1	0	0	1	1
Bob Brenly, R (1, 2) OBP: 0.274, SLG: 0.356			SSS 0-3 K		F7			F4		3	0	0	0	0	1	1
Jose Uribe, S (1, 6) OBP: 0.259, SLG: 0.324			SSS 0-3 K2-3			F9		SSS 0-3 K		2	0	0	0	0	1	0
Chili Davis, S (8, PH) OBP: 0.361, SLG: 0.464										1	0	0	0	0	1	1
Brad Wellman, R (8, 6) OBP: 0.325, SLG: 0.342										0	0	0	0	0	0	0
Bill Laskey, R (1, 1) OBP: 0.154, SLG: 0.083						6-3			F9	0	0	0	0	0	0	0
Mark Davis, L (7, 1)			1B							0	0	0	0	0	0	0
Gary Rajsich, L (9, PH) OBP: 0.244, SLG: 0.200										1	0	0	0	0	0	0

	AB	25
	R	0
	H	1
	RBI	0
	BB	2
	SO	6
	LOB	5

Inning Stats										
	R: 0 E: 0 K: 0 S: 3	H: 0 LOB: 0 BB: 0 P: 3	R: 0 E: 0 K: 1 S: 4	H: 0 LOB: 1 BB: 1 P: 8	R: 0 E: 0 K: 2 S: 8	H: 1 LOB: 1 BB: 0 P: 8	R: 0 E: 0 K: 1 S: 5	H: 0 LOB: 0 BB: 0 P: 5	R: 0 E: 0 K: 0 S: 3	H: 0 LOB: 0 BB: 0 P: 3
	R: 0 E: 0 K: 0 S: 3	H: 0 LOB: 0 BB: 0 P: 3	R: 0 E: 0 K: 1 S: 4	H: 0 LOB: 0 BB: 1 P: 8	R: 0 E: 0 K: 1 S: 6	H: 1 LOB: 1 BB: 0 P: 6	R: 0 E: 0 K: 0 S: 3	H: 0 LOB: 0 BB: 0 P: 3		

	1B: 1	SF: 0	WP: 0	PA: 29
	2B: 2	SAC: 0	PB: 0	
	3B: 0	DP: 2	SB: 0	
	HR: 0	HBP: 0	CS: 1	

PITCHER		IP	WLS	BF	H	R	ER	SO	BB	IBB	HBP	BLK	WP	HR	S	P	ERA	WHIP
Joe Hesketh, L ERA: 1.8	(1, 1)	7.1	W	24	2	0	0	5	2	0	0	0	0	0	32	40	0.00	0.545
Jeff Reardon, R ERA: 1.29	(8, 1)	1.2	S	5	0	0	0	1	0	0	0	0	0	0	7	7	0.00	0.000

PITCHER	IP	WLS	BF	H	R	ER	SO	BB	IBB	HBP	BLK	WP	HR	S	P	ERA	WHIP

BOTTOM

San Francisco Giants @ Montreal Expos

Olympic Stadium, Montreal, QB

Fri May 24 1985, 7:05 PM EDT

Att. 17,209 - Unknown

livebaseballscorecards.com

Batter	1	2	3	4	5	6	7	8	9	AB	R	H	RBI	BB	SO	LOB
Tim Raines, S (1, 7) OBP: 0.333, SLG: 0.423	G3		HR		F8		K			4	1	1	1	0	1	1
Vance Law, R (1, 4) OBP: 0.372, SLG: 0.324	BB 1B		CS 1B		BB			5-3		2	0	1	0	2	0	0
Andre Dawson, R (1, 9) OBP: 0.310, SLG: 0.463	F9		F2 1-2		F7			K		4	0	0	0	0	1	3
Dan Driessen, L (1, 3) OBP: 0.364, SLG: 0.472	1B 1-3		3-1			6-3		1B		4	0	2	0	0	0	0
Hubie Brooks, R (1, 6) OBP: 0.293, SLG: 0.388	F8			HR		K		F9		4	1	1	1	0	1	3
Tim Wallach, R (1, 5) OBP: 0.325, SLG: 0.417		G1		K		F9				3	0	0	0	0	1	0
Herm Winningham, L (1, 8) OBP: 0.343, SLG: 0.315		BB S		6-3			G3			2	0	0	0	1	0	0
Sal Butera, R (1, 2) OBP: 0.333, SLG: 0.357		F7 1-2		F6			6-3			3	0	0	0	0	0	1
Joe Hesketh, R (1, 1) OBP: 0.176, SLG: 0.176 Jeff Reardon, R (8, 1) OBP: 0.500, SLG: 0.500		K			K		1B			3 0	0 0	1 0	0 0	0 0	2 0	1 0
Inning Stats	R: 0 E: 0 K: 0 S: 4 H: 1 LOB: 2 BB: 1 P: 8	R: 0 E: 0 K: 1 S: 5 H: 0 LOB: 1 BB: 1 P: 9	R: 1 E: 0 K: 0 S: 4 H: 2 LOB: 0 BB: 0 P: 4	R: 1 E: 0 K: 1 S: 6 H: 1 LOB: 0 BB: 0 P: 6	R: 0 E: 0 K: 1 S: 5 H: 0 LOB: 1 BB: 1 P: 9	R: 0 E: 0 K: 1 S: 5 H: 0 LOB: 0 BB: 0 P: 5	R: 0 E: 0 K: 1 S: 6 H: 1 LOB: 1 BB: 0 P: 6	R: 0 E: 0 K: 1 S: 6 H: 1 LOB: 1 BB: 0 P: 6		1B: 4 2B: 0 3B: 0 HR: 2 SF: 0 SAC: 0 DP: 0 HBP: 0						

	AB	29
	R	2
	H	6
	RBI	2
	BB	3
	SO	6
	LOB	9

WP: 0 PB: 0 SB: 1 CS: 1 PA: 32

PITCHER		IP	WLS	BF	H	R	ER	SO	BB	IBB	HBP	BLK	WP	HR	S	P	ERA	WHIP
Bill Laskey, R ERA: 4.19	(1, 1)	6.2	L	27	5	2	2	4	3	0	0	0	0	2	32	44	2.70	1.200
Mark Davis, L ERA: 1.93	(7, 1)	1.1		5	1	0	0	2	0	0	0	0	0	0	9	9	0.00	0.750

PITCHER	IP	WLS	BF	H	R	ER	SO	BB	IBB	HBP	BLK	WP	HR	S	P	ERA	WHIP

Batter	1	2	3	4	5	6	7	8	9	AB	R	H	RBI	BB	SO	LOB
Dan Gladden, R (1, 8) OBP: 0.314, SLG: 0.353	B B B B 4-0 G6-4-3 BB		x 0-0 ① F8			S S S 0-3 ① K		S S S 0-3 ③ K		3	0	0	0	1	2	1
Manny Trillo, R (1, 4) OBP: 0.293, SLG: 0.265 Gary Rajsich, L (9, PH) OBP: 0.239, SLG: 0.195	x 0-0 ① ② G6-4-3 1-2f		S S S 0-3 ② K			x 0-0 ② F3			x 0-0 ① F5	3 1	0 0	0 0	0 0	0 0	1 0	1 0
Joel Youngblood, R (1, 9) OBP: 0.237, SLG: 0.176 Chili Davis, S (9, PH) OBP: 0.358, SLG: 0.460	x 0-0 1B		x 0-0 ③ 5-3			x 0-0 ③ 5-3			x 0-0 ② 4-3	3 1	0 0	1 0	0 0	0 0	0 0	0 0
Chris Brown, R (1, 5) OBP: 0.302, SLG: 0.333	x 0-0 ③ F8			x 0-0 ① 1-3			x 0-0 ① F8		x 0-0 1B	4	0	1	0	0	0	1
Rob Deer, R (1, 7) OBP: 0.333, SLG: 0.526 Scot Thompson, L (9, PH) OBP: 0.185, SLG: 0.204		x 0-0 ① 5-3		x 0-0 ② F7			x 0-0 ② F2		x 0-0 ③ F9	3 1	0 0	0 0	0 0	0 0	0 0	0 1
David Green, R (1, 3) OBP: 0.250, SLG: 0.241		x 0-0 1B 2B		x 0-0 ③ F4			x 0-0 ③ 1-3			3	1	1	0	0	0	0
Alex Trevino, R (1, 2) OBP: 0.318, SLG: 0.308		x 0-0 ② 2-H 1B			x 0-0 ① F9			x 0-0 ① 5-3		3	0	1	1	0	0	0
Jose Uribe, S (1, 6) OBP: 0.269, SLG: 0.333		x 0-0 1B			x 0-0 ② F8			x 0-0 1B		3	0	2	0	0	0	0
Jim Gott, R (1, 1) OBP: 0.235, SLG: 0.588 Jeffrey Leonard, R (8, PH) OBP: 0.232, SLG: 0.293 Greg Minton, S (8, 1)		S S S 0-3 ③ K			S S S 0-3 ③ K			x 0-0 ② F9		2 1 0	0 0 0	0 0 0	0 0 0	0 0 0	2 0 0	1 1 0
Inning Stats	R: 0 H: 1 E: 0 LOB: 1 K: 0 BB: 1 S: 3 P: 7	R: 1 H: 3 E: 0 LOB: 1 K: 1 BB: 0 S: 7 P: 7	R: 0 H: 0 E: 0 LOB: 0 K: 1 BB: 0 S: 5 P: 5	R: 0 H: 0 E: 0 LOB: 0 K: 0 BB: 0 S: 3 P: 3	R: 0 H: 0 E: 0 LOB: 0 K: 1 BB: 0 S: 5 P: 5	R: 0 H: 0 E: 0 LOB: 0 K: 1 BB: 0 S: 5 P: 5	R: 0 H: 0 E: 0 LOB: 0 K: 0 BB: 0 S: 3 P: 3	R: 0 H: 1 E: 0 LOB: 1 K: 1 BB: 0 S: 6 P: 6	R: 0 H: 1 E: 0 LOB: 1 K: 0 BB: 0 S: 4 P: 4	1B: 5 2B: 1 3B: 0 HR: 0	SF: 0 SAC: 0 DP: 1 HBP: 0						

TOP

San Francisco Giants @ Montreal Expos

Olympic Stadium, Montreal, QB

Sat May 25 1985, 3:33 AM EDT

Att. 17,152 - Overcast

livebaseballscorecards.com

AB	31
R	1
H	6
RBI	1
BB	1
SO	5
LOB	6

PITCHER		IP	WLS	BF	H	R	ER	SO	BB	IBB	HBP	BLK	WP	HR	S	P	ERA	WHIP
Dan Schatzeder, L ERA: 4.05	(1, 1)	7.1	W	26	5	1	1	4	1	0	0	0	0	0	33	37	1.23	0.818
Jeff Reardon, R ERA: 1.21	(8, 1)	1.2	S	6	1	0	0	1	0	0	0	0	0	0	8	8	0.00	0.600

PITCHER	IP	WLS	BF	H	R	ER	SO	BB	IBB	HBP	BLK	WP	HR	S	P	ERA	WHIP

Batter	1	2	3	4	5	6	7	8	9	AB	R	H	RBI	BB	SO	LOB
Tim Raines, S (1, 7) OBP: 0.338, SLG: 0.426	6-3	4-3			1B		5-3 1B			4	0	2	0	0	0	1
Vance Law, R (1, 4) OBP: 0.368, SLG: 0.330	1-3 2B		K		K		5-3 1-2			4	0	1	0	0	2	2
Andre Dawson, R (1, 9) OBP: 0.308, SLG: 0.453	1-3 2-3		5-3		F8		BB			3	0	0	0	1	0	2
Dan Driessen, L (1, 3) OBP: 0.361, SLG: 0.461	6-3		BB		F7		4-3			3	0	0	0	1	0	4
Hubie Brooks, R (1, 6) OBP: 0.299, SLG: 0.392		1B 1B	F9			F9		G4-6-3 1B		4	1	2	0	0	0	1
Tim Wallach, R (1, 5) OBP: 0.329, SLG: 0.441		L6		HR		F8		G4-6-3 1-2		4	1	2	1	0	0	1
Herm Winningham, L (1, 8) OBP: 0.349, SLG: 0.315		1B 1-3 FC4-6 1B	K			BB		G4-6-3 1-2f 2-3		3	1	1	0	1	1	2
Sal Butera, R (1, 2) OBP: 0.368, SLG: 0.353		FC4-6 1-3 3-H 1B	5-3			F7		IBB		3	0	1	1	1	0	1
Dan Schatzeder, L (1, 1) OBP: 0.300, SLG: 0.556 Jeff Reardon, R (8, 1) OBP: 0.333, SLG: 0.333		FC4-6 1-2f 3-H	6-3				F7	1-3		3 1	0 0	0 0	1 0	0 0	0 0	1 2
Inning Stats	R: 0 H: 1 E: 0 LOB: 1 K: 0 BB: 0 S: 4 P: 4	R: 2 H: 3 E: 0 LOB: 1 K: 0 BB: 0 S: 6 P: 6	R: 0 H: 0 E: 0 LOB: 1 K: 1 BB: 1 S: 5 P: 9	R: 1 H: 1 E: 0 LOB: 0 K: 1 BB: 0 S: 6 P: 6	R: 0 H: 1 E: 0 LOB: 1 K: 1 BB: 0 S: 6 P: 6	R: 0 H: 0 E: 0 LOB: 1 K: 0 BB: 1 S: 3 P: 7	R: 0 H: 1 E: 0 LOB: 2 K: 0 BB: 1 S: 4 P: 8	R: 0 H: 2 E: 0 LOB: 2 K: 0 BB: 1 S: 4 P: 8		1B: 7 SF: 0 2B: 1 SAC: 0 3B: 0 DP: 1 HR: 1 HBP: 0				WP: 0 PA: 36 PB: 0 SB: 0 CS: 0		

PITCHER		IP	WLS	BF	H	R	ER	SO	BB	IBB	HBP	BLK	WP	HR	S	P	ERA	WHIP
Jim Gott, R ERA: 2.81	(1, 1)	7.0	L	31	7	3	3	3	3	0	0	0	0	1	34	46	3.86	1.429
Greg Minton, R ERA: 2.7	(8, 1)	1.0		5	2	0	0	0	0	1	0	0	0	0	4	8	0.00	2.000

PITCHER	IP	WLS	BF	H	R	ER	SO	BB	IBB	HBP	BLK	WP	HR	S	P	ERA	WHIP

BOTTOM

San Francisco Giants @ Montreal Expos

Olympic Stadium, Montreal, QB

Sat May 25 1985, 3:33 AM EDT
Att. 17,152 - Overcast

livebaseballscorecards.com

AB	32
R	3
H	9
RBI	3
BB	4
SO	3
LOB	17

San Francisco Giants @ Montreal Expos

Olympic Stadium, Montreal, QB

Sun May 26 1985, 3:33 AM EDT

Att. 20,193 - Sunny - 65 F

TOP

livebaseballscorecards.com

Batter	1	2	3	4	5	6	7	8	9	AB	R	H	RBI	BB	SO	LOB
Dan Gladden, R (1, 8) OBP: 0.306, SLG: 0.344	K		G3		G3			L8-3		4	0	0	0	0	1	1
Manny Trillo, R (1, 4) OBP: 0.299, SLG: 0.286	2B 3B		1B 1B			5-3			F9	4	1	2	0	0	0	0
Chili Davis, S (1, 9) OBP: 0.355, SLG: 0.454	F5		1-2 1B			4-3			3-1	4	0	1	0	0	0	1
Gary Rajsich, L (1, 3) OBP: 0.240, SLG: 0.222	3-H 2B		K			P4			3-1	4	0	1	1	0	1	2
Jeffrey Leonard, R (1, 7) OBP: 0.234, SLG: 0.293	K			F8			G6-4-3 1B			3	0	1	0	0	1	1
Chris Brown, R (1, 5) OBP: 0.295, SLG: 0.325		F8		F8			G6-4-3 1-2f			3	0	0	0	0	0	1
Alex Trevino, R (1, 2) OBP: 0.298, SLG: 0.286		F8		K			F7			3	0	0	0	0	1	0
Jose Uribe, S (1, 6) OBP: 0.262, SLG: 0.325		4-3			K			4-3		3	0	0	0	0	1	0
Mike Krukow, R (1, 1) OBP: 0.222, SLG: 0.353			K		F3			L8-3 1B		2	0	0	0	0	1	0
Scot Thompson, L (8, PH) OBP: 0.200, SLG: 0.218										1	0	1	0	0	0	0
David Green, R (8, PR) OBP: 0.250, SLG: 0.241										0	0	0	0	0	0	0
Frank Williams, R (8, 1)										0	0	0	0	0	0	0

Inning Stats	1	2	3	4	5	6	7	8	9
	R: 1 E: 0 K: 2 S: 9	R: 0 E: 0 K: 0 S: 3	R: 0 E: 0 K: 2 S: 9	R: 0 E: 0 K: 1 S: 5	R: 0 E: 0 K: 1 S: 5	R: 0 E: 0 K: 0 S: 3	R: 0 E: 0 K: 0 S: 3	R: 0 E: 0 K: 0 S: 3	R: 0 E: 0 K: 0 S: 3
	H: 2 LOB: 1 BB: 0 P: 9	H: 0 LOB: 0 BB: 0 P: 3	H: 2 LOB: 2 BB: 0 P: 9	H: 0 LOB: 0 BB: 0 P: 5	H: 0 LOB: 0 BB: 0 P: 5	H: 0 LOB: 0 BB: 0 P: 3	H: 1 LOB: 0 BB: 0 P: 3	H: 1 LOB: 1 BB: 0 P: 3	H: 0 LOB: 0 BB: 0 P: 3

| | | | | | | | | | |

Batter	1	2	3	4	5	6	7	8	9	AB	R	H	RBI	BB	SO	LOB
Herm Winningham, L (1, 8) OBP: 0.345, SLG: 0.323	G3		P6			E9 CS 2B		K		4	0	1	0	0	1	0
Vance Law, R (1, 4) OBP: 0.357, SLG: 0.318	F9		F7			F8 3-H		K		4	0	0	0	0	1	1
Andre Dawson, R (1, 9) OBP: 0.307, SLG: 0.444	K			F5			4-3 1B BB	4-3		3	1	0	0	1	1	0
Dan Driessen, L (1, 3) OBP: 0.361, SLG: 0.458		PB 2B 1B		4-3			F9			3	1	1	0	0	0	1
Hubie Brooks, R (1, 6) OBP: 0.293, SLG: 0.384		F7		5-3			4-3 1-2			3	0	0	0	0	0	2
Tim Wallach, R (1, 5) OBP: 0.335, SLG: 0.452		F9 1-H 2B			K		2B 2-H 1B			3	1	2	2	0	1	0
Terry Francona, L (1, 7) OBP: 0.375, SLG: 0.432		F9 2-3			6-3		2B 1-H			3	0	1	1	0	0	1
Miguel Dilone, S (7, PR) OBP: 0.244, SLG: 0.237										0	0	0	0	0	0	0
(8, 7)																
Mike Fitzgerald, R (1, 2) OBP: 0.354, SLG: 0.255		5-3			P4		FC6-4 IBB			2	0	0	0	1	0	1
Bill Gullickson, R (1, 1) OBP: 0.182, SLG: 0.227			L8			K	FC6-4 1-2f			3	0	0	0	0	1	2
Jeff Reardon, R (9, 1) OBP: 0.333, SLG: 0.333										0	0	0	0	0	0	0
Inning Stats	R: 0 E: 0 K: 1 S: 5 H: 0 LOB: 0 BB: 0 P: 5	R: 1 E: 0 K: 0 S: 5 H: 2 LOB: 1 BB: 0 P: 5	R: 0 E: 0 K: 0 S: 3 H: 0 LOB: 0 BB: 0 P: 3	R: 0 E: 0 K: 0 S: 3 H: 0 LOB: 0 BB: 0 P: 3	R: 0 E: 0 K: 1 S: 5 H: 0 LOB: 0 BB: 0 P: 5	R: 0 E: 1 K: 1 S: 5 H: 1 LOB: 0 BB: 0 P: 5	R: 2 E: 0 K: 0 S: 5 H: 2 LOB: 2 BB: 2 P: 13	R: 0 E: 0 K: 2 S: 7 H: 0 LOB: 0 BB: 0 P: 7		1B: 2 2B: 3 3B: 0 HR: 0	SF: 0 SAC: 0 DP: 0 HBP: 0			WP: 0 PB: 1 SB: 0 CS: 1	PA: 30		

PITCHER		IP	WLS	BF	H	R	ER	SO	BB	IBB	HBP	BLK	WP	HR	S	P	ERA	WHIP
Mike Krukow, R ERA: 1.72	(1, 1)	7.0	L	27	5	3	3	3	1	1	0	0	0	0	31	39	3.86	0.857
Frank Williams, R ERA: 6.17	(8, 1)	1.0		3	0	0	0	2	0	0	0	0	0	0	7	7	0.00	0.000

PITCHER	IP	WLS	BF	H	R	ER	SO	BB	IBB	HBP	BLK	WP	HR	S	P	ERA	WHIP

BOTTOM

San Francisco Giants @ Montreal Expos

Olympic Stadium, Montreal, QB

Sun May 26 1985, 3:33 AM EDT
Att. 20,193 - Sunny - 65 F

livebaseballscorecards.com

AB	28
R	3
H	5
RBI	3
BB	2
SO	5
LOB	8

San Francisco Giants @ Montreal Expos

Olympic Stadium, Montreal, QB

Mon May 27 1985, 7:05 PM EDT

Att. 13,365 - Unknown

TOP

livebaseballscorecards.com

Batter	1	2	3	4	5	6	7	8	9	AB	R	H	RBI	BB	SO	LOB
Dan Gladden, R (1, 8) OBP: 0.303, SLG: 0.340	6-3		6-3			5-3		SH1-4 1-2 2B 1B	5-3	5	1	1	0	0	0	1
Manny Trillo, R (1, 4) OBP: 0.291, SLG: 0.278	F8		6-3			5-3		SH1-4 1-2 2-3	6-3	4	0	0	0	0	0	1
Chili Davis, S (1, 9) OBP: 0.359, SLG: 0.459	2B			6-3			4-3	2B IBB		3	1	1	0	1	0	0
Gary Rajsich, L (1, 3) OBP: 0.264, SLG: 0.234 Bob Brenly, R (8, PH) OBP: 0.271, SLG: 0.352 (8, 3)	K			BBBB G1-6-3 BB			3B 1B	SSS K		2 1	1 0	1 0	0 0	1 0	1 1	1 3
Jeffrey Leonard, R (1, 7) OBP: 0.241, SLG: 0.305		L5-4 1B		G1-6-3 1-2f			F8	1B 1-H 2-H 3-H 2B		4	1	2	3	0	0	2
Chris Brown, R (1, 5) OBP: 0.308, SLG: 0.355		1-2 1B			K		E 1-H 3B	FC6-4 2-H 1B		4	1	3	2	0	1	0
Alex Trevino, R (1, 2) OBP: 0.275, SLG: 0.261		L5-4 2-2			L7		E6 3-H	FC6-4 1-2f		4	0	0	0	0	0	3
Jose Uribe, S (1, 6) OBP: 0.254, SLG: 0.314		P4			K		K		4-3	4	0	0	0	0	2	2
Atlee Hammaker, S (1, 1) Joel Youngblood, R (8, PH) OBP: 0.256, SLG: 0.176 Scott Garrelts, R (8, 1) Mark Davis, L (8, 1) OBP: 0.250, SLG: 0.750			K			K		BBBB SH1-4 1B 2B BB	3B	2 0 0 1	0 1 0 0	0 0 0 1	0 0 0 0	0 1 0 0	2 0 0 0	0 0 0 0
Inning Stats	R: 0 E: 0 K: 1 S: 6 H: 1 LOB: 1 BB: 0 P: 6	R: 0 E: 0 K: 0 S: 4 H: 2 LOB: 1 BB: 0 P: 4	R: 0 E: 0 K: 1 S: 5 H: 0 LOB: 0 BB: 0 P: 5	R: 0 E: 0 K: 0 S: 2 H: 0 LOB: 0 BB: 1 P: 6	R: 0 E: 0 K: 2 S: 7 H: 0 LOB: 0 BB: 0 P: 7	R: 0 E: 0 K: 1 S: 5 H: 0 LOB: 0 BB: 0 P: 5	R: 2 E: 1 K: 1 S: 8 H: 2 LOB: 1 BB: 0 P: 8	R: 4 E: 0 K: 1 S: 8 H: 3 LOB: 1 BB: 2 P: 16	R: 0 E: 0 K: 0 S: 4 H: 1 LOB: 1 BB: 0 P: 4	1B: 5 2B: 3 3B: 2 HR: 0 SF: 0 SAC: 1 DP: 2 HBP: 0						

AB	34
R	6
H	9
RBI	5
BB	3
SO	7
LOB	13

WP: 0 PB: 0 SB: 0 CS: 0 PA: 38

PITCHER		IP	WLS	BF	H	R	ER	SO	BB	IBB	HBP	BLK	WP	HR	S	P	ERA	WHIP
David Palmer, R ERA: 2.95	(1, 1)	7.0	L	26	5	2	1	6	1	0	0	0	0	0	37	41	1.29	0.857
Gary Lucas, L ERA: 7.36	(8, 1)	0.1		4	1	3	3	0	1	1	0	0	0	0	2	10	81.00	6.000
Tim Burke, R ERA: 3.15	(8, 1)	0.2		4	2	1	1	1	0	0	0	0	0	0	6	6	13.50	3.000
Randy St. Claire, R ERA:	(9, 1)	1.0		4	1	0	0	0	0	0	0	0	0	0	4	4	0.00	1.000

PITCHER	IP	WLS	BF	H	R	ER	SO	BB	IBB	HBP	BLK	WP	HR	S	P	ERA	WHIP

Batter	1	2	3	4	5	6	7	8	9	AB	R	H	RBI	BB	SO	LOB
Miguel Dilone, S (1, 7) OBP: 0.261, SLG: 0.256	4-3		F9		S 2-3 1B		P6		FC6-4 1B	5	0	2	0	0	0	1
Vance Law, R (1, 4) OBP: 0.358, SLG: 0.316	BB		4-3		K 1-2			4-3 BB 1B	FC6-4 1-2f	4	1	1	0	1	1	3
Andre Dawson, R (1, 8) OBP: 0.305, SLG: 0.436	K			6-3	6-3			1B 4-3 1-2 BB		3	0	0	0	1	1	3
Hubie Brooks, R (1, 6) OBP: 0.292, SLG: 0.376	1-2 BB			4-3		L6		4-3 1-2 2-3		3	0	0	0	1	0	2
Tim Wallach, R (1, 5) OBP: 0.333, SLG: 0.447	L7			E6 1B		F8		2-3 3-H 1B		4	0	1	1	0	0	2
Dan Driessen, L (1, 3) OBP: 0.358, SLG: 0.452		P4		1-2 1B		1-3		P3		4	0	1	0	0	0	2
Jim Wohlford, R (1, 9) OBP: 0.294, SLG: 0.289		5-3		F9			FC6-4 1B	F9		4	0	1	0	0	0	4
Mike Fitzgerald, R (1, 2) OBP: 0.351, SLG: 0.255		K			1B SH1-4 1B		FC6-4 1-2f		F8	4	0	1	0	0	1	1
David Palmer, R (1, 1) OBP: 0.200, SLG: 0.267 Steve Nicosia, R (7, PH) Gary Lucas, L (8, 1) Tim Burke, R (8, 1) Randy St. Claire, R (9, 1) U L Washington, S (9, PH) OBP: 0.299, SLG: 0.329			5-3		SH1-4 1-2		K		6-3	1 1 0 0 0 1	0 0 0 0 0 0	0 0 0 0 0 0	0 0 0 0 0 0	0 1 0 0 0 0	0 1 0 0 0 0	0 1 0 0 0 0
Inning Stats	R: 0 E: 0 K: 1 S: 5 H: 0 LOB: 2 BB: 2 P: 13	R: 0 E: 0 K: 1 S: 5 H: 0 LOB: 0 BB: 0 P: 5	R: 0 E: 0 K: 0 S: 3 H: 0 LOB: 0 BB: 0 P: 3	R: 0 E: 1 K: 0 S: 5 H: 1 LOB: 2 BB: 0 P: 5	R: 0 E: 0 K: 1 S: 7 H: 2 LOB: 2 BB: 0 P: 7	R: 0 E: 0 K: 0 S: 3 H: 0 LOB: 0 BB: 0 P: 3	R: 0 E: 0 K: 1 S: 6 H: 1 LOB: 1 BB: 0 P: 6	R: 1 E: 0 K: 0 S: 5 H: 2 LOB: 2 BB: 1 P: 9	R: 0 E: 0 K: 0 S: 4 H: 1 LOB: 1 BB: 0 P: 4	1B: 7 2B: 0 3B: 0 HR: 0	SF: 0 SAC: 1 DP: 0 HBP: 0						

PITCHER		IP	WLS	BF	H	R	ER	SO	BB	IBB	HBP	BLK	WP	HR	S	P	ERA	WHIP
Atlee Hammaker, L ERA: 2.93	(1, 1)	7.0	W	28	4	0	0	4	2	0	0	0	0	0	34	42	0.00	0.857
Scott Garrelts, R ERA: 1.8	(8, 1)	0.1		4	2	1	1	0	1	0	0	0	0	0	3	7	27.00	9.000
Mark Davis, L ERA: 1.82	(8, 1)	1.2		6	1	0	0	0	0	0	0	0	0	0	6	6	0.00	0.600

PITCHER	IP	WLS	BF	H	R	ER	SO	BB	IBB	HBP	BLK	WP	HR	S	P	ERA	WHIP

BOTTOM

San Francisco Giants @ Montreal Expos

Olympic Stadium, Montreal, QB

Mon May 27 1985, 7:05 PM EDT

Att. 13,365 - Unknown

livebaseballscorecards.com

AB	34
R	1
H	7
RBI	1
BB	3
SO	4
LOB	19

WP: 0		PA:	38
PB: 0			
SB: 1			
CS: 0			

Montreal Expos @ San Diego Padres

Jack Murphy Stadium, San Diego, CA

Tue May 28 1985, 10:05 PM EDT

Att. 19,328 - Unknown

TOP

livebaseballscorecards.com

Batter	1	2	3	4	5	6	7	8	9	AB	R	H	RBI	BB	SO	LOB
Tim Raines, S (1, 7) OBP: 0.342, SLG: 0.424	G3		WP WP 1-2 1B	F6		1B IBB		SH2-4 1-2 2-3		3	1	1	0	1	0	1
Vance Law, R (1, 4) OBP: 0.355, SLG: 0.314	K		K		1B	F3		K		4	0	1	0	0	2	4
Bert Roberge, R (6, 1)										0	0	0	0	0	0	0
Jim Wohlford, R (8, PH) OBP: 0.288, SLG: 0.283										1	0	0	0	0	1	3
Jeff Reardon, R (8, 1) OBP: 0.333, SLG: 0.333										0	0	0	0	0	0	0
Terry Francona, L (1, 9) OBP: 0.349, SLG: 0.400	4-3		F8 1-2 2-3		F6	1-3 2-H 1B		2-H 3-H 2B		3	0	0	0	0	0	3
Andre Dawson, R (6, PH) OBP: 0.314, SLG: 0.449										2	0	2	3	0	0	0
(6, 9)																
Dan Driessen, L (1, 3) OBP: 0.353, SLG: 0.443		3-1	2-H 3-H 1B		F5	F6		F6		5	0	1	1	0	0	5
Hubie Brooks, R (1, 6) OBP: 0.301, SLG: 0.392		B B B B S BB	F9		1-2 1B		4-3		1B 3B	4	1	2	0	1	0	1
Tim Wallach, R (1, 5) OBP: 0.335, SLG: 0.452		F9		E SF7 2B	K		F9		S 3-H 1B	5	1	2	1	0	1	3
Herm Winningham, L (1, 8) OBP: 0.348, SLG: 0.340		B B B B 1-2 BB		E1 FC1-6 2-3		E 3B	6-3		K	4	1	1	0	1	1	2
Mike Fitzgerald, R (1, 2) OBP: 0.348, SLG: 0.257		L5		SF7 3-H		F6		SH2-4 1B 2B 1B	F8	3	0	1	1	0	0	3
Miguel Dilone, S (8, PR) OBP: 0.261, SLG: 0.256										0	1	0	0	0	0	0
Sal Butera, R (8, 2) OBP: 0.350, SLG: 0.333										1	0	0	0	0	0	1
Bryn Smith, R (1, 1) OBP: 0.278, SLG: 0.294			B B B B WP 1B WP BB	FC1-6 1-2f		E7 1B 3-H 1B		SH2-4 1-2 2B 1B	K 1-2	1	1	0	0	1	0	1
Gary Lucas, L (5, 1)										0	0	0	0	0	0	0
U L Washington, S (6, PH) OBP: 0.313, SLG: 0.342										3	2	2	1	0	1	1
(6, 4)																
Inning Stats	R: 0 E: 0 K: 1 S: 5 H: 0 LOB: 0 BB: 0 P: 5	R: 0 E: 0 K: 0 S: 3 H: 0 LOB: 2 BB: 2 P: 11	R: 2 E: 0 K: 1 S: 7 H: 2 LOB: 1 BB: 1 P: 11	R: 1 E: 1 K: 0 S: 5 H: 1 LOB: 1 BB: 0 P: 5	R: 0 E: 0 K: 1 S: 7 H: 2 LOB: 2 BB: 0 P: 7	R: 2 E: 1 K: 0 S: 6 H: 3 LOB: 2 BB: 1 P: 10	R: 0 E: 0 K: 0 S: 3 H: 0 LOB: 0 BB: 0 P: 3	R: 2 E: 0 K: 1 S: 8 H: 3 LOB: 2 BB: 0 P: 8	R: 1 E: 0 K: 2 S: 9 H: 2 LOB: 1 BB: 0 P: 9	1B: 9 2B: 2 3B: 2 HR: 0 SF: 1 SAC: 1 DP: 0 HBP: 0							

AB	39
R	8
H	13
RBI	7
BB	4
SO	6
LOB	28

WP: 2 PB: 0 SB: 2 CS: 0 PA: 45

PITCHER		IP	WLS	BF	H	R	ER	SO	BB	IBB	HBP	BLK	WP	HR	S	P	ERA	WHIP
Eric Show, R ERA: 3.32	(1, 1)	5.0		25	6	4	3	3	3	0	0	0	2	0	28	40	5.40	1.800
Luis DeLeon, R ERA: 3.27	(6, 1)	0.2		4	1	0	0	0	0	1	0	0	0	0	3	7	0.00	1.500
Craig Lefferts, L ERA: 4.76	(6, 1)	1.1		5	1	1	1	0	0	0	0	0	0	0	5	5	6.75	0.750
Rich Gossage, R ERA: 2.35	(8, 1)	1.0	L	6	3	2	2	1	0	0	0	0	0	0	8	8	18.00	3.000
Tim Stoddard, R ERA: 6.23	(9, 1)	1.0		5	2	1	1	2	0	0	0	0	0	0	9	9	9.00	2.000

PITCHER	IP	WLS	BF	H	R	ER	SO	BB	IBB	HBP	BLK	WP	HR	S	P	ERA	WHIP

Montreal Expos @ San Diego Padres

Jack Murphy Stadium, San Diego, CA

Tue May 28 1985, 10:05 PM EDT

Att. 19,328 - Unknown

livebaseballscorecards.com

BOTTOM

Batter	1	2	3	4	5	6	7	8	9	AB	R	H	RBI	BB	SO	LOB
Tim Flannery, L (1, 4) OBP: 0.367, SLG: 0.365	6-3 HR 2B	1-3			3-1		L6		F7	5	1	1	0	0	0	1
Tony Gwynn, L (1, 9) OBP: 0.363, SLG: 0.451	6-3 2-3		G3 S 1B		E S 2B 1B		F9			4	1	2	0	0	0	1
Steve Garvey, R (1, 3) OBP: 0.317, SLG: 0.503	3-H HR		F9		1-H 2B			F8		4	1	2	3	0	0	1
Graig Nettles, L (1, 5) OBP: 0.422, SLG: 0.400	F7		G3 1-3		F5			1B 1B		4	0	1	0	0	0	2
Kevin McReynolds, R (1, 8) OBP: 0.316, SLG: 0.427	HR		4-3			5-3		S S S K		4	1	1	1	0	1	2
Terry Kennedy, L (1, 2) OBP: 0.312, SLG: 0.448	F8			3-1		1B 2B		1-2 1B		4	1	2	0	0	0	0
Bobby Brown, S (8, PR) OBP: 0.150, SLG: 0.211										0	0	0	0	0	0	0
Bruce Bochy, R (9, 2) OBP: 0.227, SLG: 0.364										0	0	0	0	0	0	0
Carmelo Martinez, R (1, 7) OBP: 0.336, SLG: 0.467		FC6-4 1B		F5		2-H 1B		F8		4	0	2	1	0	0	2
Garry Templeton, S (1, 6) OBP: 0.291, SLG: 0.388		1-2f FC6-4 S		S S S K		G3			S S S K	4	0	0	0	0	2	1
Eric Show, R (1, 1) OBP: 0.111, SLG: 0.111		S S S K 1-2			5-3		S S S K		4-3	2	0	0	0	0	1	1
Luis DeLeon, R (6, 1) OBP: 0.333, SLG: 0.333										0	0	0	0	0	0	0
Craig Lefferts, L (6, 1) OBP: 0.500, SLG: 0.500										0	0	0	0	0	0	0
Al Bumbry, L (7, PH) OBP: 0.350, SLG: 0.342										1	0	0	0	0	1	0
Rich Gossage, R (8, 1)										0	0	0	0	0	0	0
Tim Stoddard, R (9, 1)										0	0	0	0	0	0	0
Kurt Bevacqua, R (9, PH) OBP: 0.471, SLG: 0.385										1	0	0	0	0	0	0
Inning Stats	R: 3 H: 3 E: 0 LOB: 0 K: 0 BB: 0 S: 6 P: 6	R: 0 H: 1 E: 0 LOB: 1 K: 1 BB: 0 S: 6 P: 6	R: 0 H: 1 E: 0 LOB: 1 K: 0 BB: 0 S: 4 P: 4	R: 0 H: 0 E: 0 LOB: 0 K: 1 BB: 0 S: 5 P: 5	R: 1 H: 2 E: 0 LOB: 1 K: 0 BB: 0 S: 5 P: 5	R: 1 H: 2 E: 0 LOB: 0 K: 0 BB: 0 S: 4 P: 4	R: 0 H: 0 E: 0 LOB: 0 K: 1 BB: 0 S: 5 P: 5	R: 0 H: 2 E: 0 LOB: 2 K: 1 BB: 0 S: 7 P: 7	R: 0 H: 0 E: 0 LOB: 0 K: 1 BB: 0 S: 5 P: 5	1B: 6 2B: 3 3B: 0 HR: 2	SF: 0 SAC: 0 DP: 0 HBP: 0						

	AB	37
	R	5
	H	11
	RBI	5
	BB	0
	SO	5
	LOB	11

WP: 0 PB: 0 SB: 3 CS: 0 PA: 37

PITCHER		IP	WLS	BF	H	R	ER	SO	BB	IBB	HBP	BLK	WP	HR	S	P	ERA	WHIP
Bryn Smith, R ERA: 2.51	(1, 1)	4.2		21	7	4	4	2	0	0	0	0	0	2	25	25	7.71	1.500
Gary Lucas, L ERA: 6.75	(5, 1)	0.1		1	0	0	0	0	0	0	0	0	0	0	1	1	0.00	0.000
Bert Roberge, R ERA: 2.38	(6, 1)	2.0	W	7	2	1	1	1	0	0	0	0	0	0	9	9	4.50	1.000
Jeff Reardon, R ERA: 1.1	(8, 1)	2.0	S	8	2	0	0	2	0	0	0	0	0	0	12	12	0.00	1.000

PITCHER	IP	WLS	BF	H	R	ER	SO	BB	IBB	HBP	BLK	WP	HR	S	P	ERA	WHIP

Batter	1	2	3	4	5	6	7	8	9	AB	R	H	RBI	BB	SO	LOB
Tim Raines, S (1, 7) OBP: 0.333, SLG: 0.412	F9		K			F8		F8		4	0	0	0	0	1	1
Vance Law, R (1, 4) OBP: 0.345, SLG: 0.303	F3			F7		F9		5-3		4	0	0	0	0	0	0
Tim Burke, R (8, 1)										0	0	0	0	0	0	0
Jeff Reardon, R (9, 1) OBP: 0.333, SLG: 0.333										0	0	0	0	0	0	0
Andre Dawson, R (1, 8) OBP: 0.318, SLG: 0.469	K			F3			1B G6-4-3 1B		HR	4	2	2	1	0	1	0
(9, 9)																
Hubie Brooks, R (1, 6) OBP: 0.300, SLG: 0.389		6-3		5-3			G6-4-3 1-3 1B		F8	4	0	1	0	0	0	0
Tim Wallach, R (1, 5) OBP: 0.327, SLG: 0.440		F9			F9		G6-4-3 1-2f 3-H		F9	4	0	0	0	0	0	1
Dan Driessen, L (1, 3) OBP: 0.350, SLG: 0.444		F8			G3		2B		F8	4	0	1	0	0	0	0
Jim Wohlford, R (1, 9) OBP: 0.309, SLG: 0.292			K		FC5-4 1B		IBB			2	0	1	0	1	1	0
Herm Winningham, L (9, 8) OBP: 0.348, SLG: 0.340										0	0	0	0	0	0	0
Mike Fitzgerald, R (1, 2) OBP: 0.341, SLG: 0.250			6-3		FC5-4 1-2f		FC6-4 1-2f			3	0	0	0	0	0	3
Joe Hesketh, R (1, 1) OBP: 0.211, SLG: 0.167			BB			K		F8		1	0	0	0	1	1	0
U L Washington, S (8, PH) OBP: 0.309, SLG: 0.338										1	0	0	0	0	0	0
(8, 4)																
Inning Stats	R: 0 E: 0 K: 1 S: 5 H: 0 LOB: 0 BB: 0 P: 5	R: 0 E: 0 K: 0 S: 3 H: 0 LOB: 0 BB: 0 P: 3	R: 0 E: 0 K: 2 S: 7 H: 0 LOB: 1 BB: 1 P: 11	R: 0 E: 0 K: 0 S: 3 H: 0 LOB: 0 BB: 0 P: 3	R: 0 E: 0 K: 0 S: 4 H: 1 LOB: 1 BB: 0 P: 4	R: 0 E: 0 K: 1 S: 5 H: 0 LOB: 0 BB: 0 P: 5	R: 1 E: 0 K: 0 S: 5 H: 3 LOB: 2 BB: 1 P: 9	R: 0 E: 0 K: 0 S: 3 H: 0 LOB: 0 BB: 0 P: 3	R: 1 E: 0 K: 0 S: 4 H: 1 LOB: 0 BB: 0 P: 4	1B: 3 2B: 1 3B: 0 HR: 1 SF: 0 SAC: 0 DP: 1 HBP: 0						

PITCHER		IP	WLS	BF	H	R	ER	SO	BB	IBB	HBP	BLK	WP	HR	S	P	ERA	WHIP
Dave Dravecky, L ERA: 2.55	(1, 1)	7.0		26	4	1	1	4	1	1	0	0	0	0	32	40	1.29	0.714
Craig Lefferts, L ERA: 4.74	(8, 1)	2.0	L	7	1	1	1	0	0	0	0	0	0	1	7	7	4.50	0.500

PITCHER	IP	WLS	BF	H	R	ER	SO	BB	IBB	HBP	BLK	WP	HR	S	P	ERA	WHIP

Montreal Expos @ San Diego Padres

Jack Murphy Stadium, San Diego, CA

Wed May 29 1985, 10:05 PM EDT

Att. 20,187 - Unknown

TOP

livebaseballscorecards.com

AB	31
R	2
H	5
RBI	1
BB	2
SO	4
LOB	5

Batter	1	2	3	4	5	6	7	8	9	AB	R	H	RBI	BB	SO	LOB
Jerry Royster, R (1, 4) OBP: 0.273, SLG: 0.349	F9		BBBB 4-0 CS BB			F9	F8			3	0	0	0	1	0	2
Tony Gwynn, L (1, 9) OBP: 0.361, SLG: 0.446	1B 1B		SSS 0-3 K 1-2			G3		6-3		4	0	1	0	0	1	1
Steve Garvey, R (1, 3) OBP: 0.321, SLG: 0.503	1-2 1B		F8			2B 1B		6-3		4	1	2	0	0	0	0
Kevin McReynolds, R (1, 8) OBP: 0.315, SLG: 0.429	SSS K			F8		1-H 2B		SSS K		4	0	1	1	0	2	2
Graig Nettles, L (1, 5) OBP: 0.410, SLG: 0.385	SSS K			G3		F7			F5	4	0	0	0	0	1	3
Carmelo Martinez, R (1, 7) OBP: 0.336, SLG: 0.459 Bobby Brown, S (7, PR) OBP: 0.190, SLG: 0.250 (8, 7)		L6		F7			BBBB 4-0 SH5-4 BB		1B	2 1	0 0	0 1	0 0	1 0	0 0	0 0
Bruce Bochy, R (1, 2) OBP: 0.208, SLG: 0.333 Terry Kennedy, L (9, PH) OBP: 0.310, SLG: 0.445	SSS K				F8		SH5-4 1-2		F6	2 1	0 0	0 0	0 0	0 0	1 0	0 1
Garry Templeton, S (1, 6) OBP: 0.290, SLG: 0.384		1B			6-3		SSS K		SSS K	4	0	1	0	0	2	3
Dave Dravecky, R (1, 1) OBP: 0.167, SLG: 0.176 Kurt Bevacqua, R (7, PH) OBP: 0.500, SLG: 0.385 Craig Lefferts, L (8, 1) OBP: 0.500, SLG: 0.500		1-3			SSS K		IBB			2 0 0	0 0 0	0 0 0	0 0 0	0 1 0	1 0 0	1 0 0
Inning Stats	R: 0 H: 2 E: 0 LOB: 2 K: 2 BB: 0 S: 9 P: 9	R: 0 H: 1 E: 0 LOB: 1 K: 1 BB: 0 S: 6 P: 6	R: 0 H: 0 E: 0 LOB: 0 K: 1 BB: 1 S: 4 P: 8	R: 0 H: 0 E: 0 LOB: 0 K: 0 BB: 0 S: 3 P: 3	R: 0 H: 0 E: 0 LOB: 0 K: 1 BB: 0 S: 5 P: 5	R: 1 H: 2 E: 0 LOB: 1 K: 0 BB: 0 S: 5 P: 5	R: 0 H: 0 E: 0 LOB: 2 K: 1 BB: 2 S: 5 P: 13	R: 0 H: 0 E: 0 LOB: 0 K: 1 BB: 0 S: 5 P: 5	R: 0 H: 1 E: 0 LOB: 1 K: 1 BB: 0 S: 6 P: 6	1B: 5 SF: 0 2B: 1 SAC: 1 3B: 0 DP: 0 HR: 0 HBP: 0						WP: 0 PA: 35 PB: 0 SB: 0 CS: 1	

PITCHER		IP	WLS	BF	H	R	ER	SO	BB	IBB	HBP	BLK	WP	HR	S	P	ERA	WHIP
Joe Hesketh, L ERA: 1.74	(1, 1)	7.0		28	5	1	1	6	2	1	0	0	0	0	37	49	1.29	1.000
Tim Burke, R ERA: 3.0	(8, 1)	1.0	W	3	0	0	0	1	0	0	0	0	0	0	5	5	0.00	0.000
Jeff Reardon, R ERA: 1.07	(9, 1)	1.0	S	4	1	0	0	1	0	0	0	0	0	0	6	6	0.00	1.000

PITCHER	IP	WLS	BF	H	R	ER	SO	BB	IBB	HBP	BLK	WP	HR	S	P	ERA	WHIP

BOTTOM

Montreal Expos @ San Diego Padres

Jack Murphy Stadium, San Diego, CA

Wed May 29 1985, 10:05 PM EDT

Att. 20,187 - Unknown

livebaseballscorecards.com

AB	31
R	1
H	6
RBI	1
BB	3
SO	8
LOB	13

Batter	1	2	3	4	5	6	7	8	9	AB	R	H	RBI	BB	SO	LOB
Tim Raines, S (1, 7) OBP: 0.335, SLG: 0.408	S S S 0-3 ① K		x 0-0 ③ F8			B B B B 4-0 FC4-6 1B BB		x 0-0 2B SF8 1B	x 0-0 ③ F7	4	1	1	0	1	1	1
U L Washington, S (1, 4) (8, 5) OBP: 0.329, SLG: 0.395	S S S 0-3 ② K			x 0-0 SF7 3B		x 0-0 1-2 FC4-6 1B		x 0-0 1-3 1B 2B		4	2	3	0	0	1	0
Andre Dawson, R (1, 9) OBP: 0.316, SLG: 0.470	x 0-0 ③ 1B			x 0-0 ① SF7 3-H		x 0-0 ① F7		x 0-0 ① SF8 3-H		2	0	1	2	0	0	2
Dan Driessen, L (1, 3) OBP: 0.341, SLG: 0.432		x 0-0 ① 4-3		x 0-0 ② 4-3		x 0-0 ② FC4-6 1-2f 2-3		x 0-0 ② F2		4	0	0	0	0	0	3
Hubie Brooks, R (1, 6) OBP: 0.299, SLG: 0.385		x 0-0 ② F8		x 0-0 ③ 6-3		x 0-0 ③ 1-3		x 0-0 WP 2-H 1B		4	0	1	1	0	0	2
Tim Wallach, R (1, 5) OBP: 0.331, SLG: 0.448 Tim Burke, R (8, 1)		x 0-0 ③ 6-3			x 0-0 1B 1B		x 0-0 2B	x 0-0 ③ F5 1-2		4 0	0 0	2 0	0 0	0 0	0 0	1 0
Herm Winningham, L (1, 8) OBP: 0.353, SLG: 0.375			x 0-0 B1-3 6-3 1B		S S S 0-3 ① K		x 0-0 ① B1-3		x 0-0 HR	4	1	2	1	0	1	2
Sal Butera, R (1, 2) OBP: 0.364, SLG: 0.350 Vance Law, R (7, PH) OBP: 0.343, SLG: 0.301 Mike Fitzgerald, R (7, 2) OBP: 0.338, SLG: 0.248			x 0-0 ① 6-3 1-2		x 0-0 G4-3-6 1-2 1B		S S S 0-3 ② K		x 0-0 ① 4-3	2 1 1	0 0 0	1 0 0	0 0 0	0 1 0	0 1 0	1 1 0
Dan Schatzeder, L (1, 1) OBP: 0.273, SLG: 0.500 Miguel Dilone, S (5, PH) OBP: 0.255, SLG: 0.250 Randy St. Claire, R (5, 1) Terry Francona, L (7, PH) OBP: 0.341, SLG: 0.390 Gary Lucas, L (7, 1) Doug Flynn, R (8, 4) OBP: 0.200, SLG: 0.200 Steve Nicosia, R (9, PH)			x 0-0 ② B1-3 2-3		x 0-0 ② ③ G4-3-6 1-2f		x 0-0 ③ F7		S S S 0-3 ② K	1 1 0 1 0 0 1	0 0 0 0 0 0 0	0 0 0 0 0 0 0	0 0 0 0 0 0 0	0 0 0 0 0 0 0	0 0 0 0 0 0 1	1 2 0 1 0 0 0
Inning Stats	R: 0 H: 1 E: 0 LOB: 1 K: 2 BB: 0 S: 7 P: 7	R: 0 H: 0 E: 0 LOB: 0 K: 0 BB: 0 S: 3 P: 3	R: 0 H: 1 E: 0 LOB: 1 K: 0 BB: 0 S: 4 P: 4	R: 1 H: 1 E: 0 LOB: 0 K: 0 BB: 0 S: 4 P: 4	R: 0 H: 2 E: 0 LOB: 1 K: 1 BB: 0 S: 6 P: 6	R: 0 H: 1 E: 0 LOB: 2 K: 0 BB: 1 S: 4 P: 8	R: 0 H: 1 E: 0 LOB: 1 K: 1 BB: 0 S: 6 P: 6	R: 2 H: 3 E: 0 LOB: 1 K: 0 BB: 0 S: 6 P: 6	R: 1 H: 1 E: 0 LOB: 0 K: 1 BB: 0 S: 6 P: 6	1B: 7 SF: 2 2B: 2 SAC: 0 3B: 1 DP: 1 HR: 1 HBP: 0						WP: 1 PA: 37 PB: 0 SB: 0 CS: 0

TOP

Montreal Expos @ San Diego Padres

Jack Murphy Stadium, San Diego, CA

Thu May 30 1985, 6:33 AM EDT

Att. 28,181 - Unknown

livebaseballscorecards.com

AB	34
R	4
H	11
RBI	4
BB	1
SO	5
LOB	17

PITCHER		IP	WLS	BF	H	R	ER	SO	BB	IBB	HBP	BLK	WP	HR	S	P	ERA	WHIP
Andy Hawkins, R ERA: 2.71	(1, 1)	7.2	W	32	10	3	3	4	1	0	0	0	0	0	39	43	3.52	1.435
Luis DeLeon, R ERA: 3.52	(8, 1)	1.0		4	1	1	1	1	0	0	0	0	1	1	6	6	9.00	1.000
Craig Lefferts, L ERA: 4.66	(9, 1)	0.1	S	1	0	0	0	0	0	0	0	0	0	0	1	1	0.00	0.000

PITCHER	IP	WLS	BF	H	R	ER	SO	BB	IBB	HBP	BLK	WP	HR	S	P	ERA	WHIP

Montreal Expos @ San Diego Padres

Jack Murphy Stadium, San Diego, CA

Thu May 30 1985, 6:33 AM EDT

Att. 28,181 - Unknown

BOTTOM

Batter	1	2	3	4	5	6	7	8	9	AB	R	H	RBI	BB	SO	LOB
Jerry Royster, R (1, 4) (8, 5) OBP: 0.286, SLG: 0.358	E 1B		6-3 ①	1B			F9 ①			4	0	2	0	0	0	0
Tony Gwynn, L (1, 9) OBP: 0.353, SLG: 0.436	E6 1-2		F9 ②	6-3 ③			F7 ②			4	0	0	0	0	0	2
Kurt Bevacqua, R (1, 5) OBP: 0.455, SLG: 0.353 Tim Flannery, L (8, 4) OBP: 0.367, SLG: 0.365	F9 ①		1B		1-3 ①		L3 ③			4 0	0 0	1 0	0 0	0 0	0 0	2 0
Steve Garvey, R (1, 3) OBP: 0.319, SLG: 0.497	F4 ②		F7 ③		F8 ②			E 1B 1B		4	1	1	0	0	0	3
Kevin McReynolds, R (1, 8) OBP: 0.313, SLG: 0.424	F9 ③			1B HR 1B	F9 ③			F9 ①		4	1	1	0	0	0	3
Terry Kennedy, L (1, 2) OBP: 0.314, SLG: 0.447		F9 ①		1-2 HR 1B		4-3 ①		1-2 E 1B		4	1	2	0	0	0	0
Carmelo Martinez, R (1, 7) OBP: 0.347, SLG: 0.516		1B		1-H 2-H HR		HR		1-2 E5 FC6-4 2-H		4	2	3	4	0	0	1
Mario Ramirez, R (1, 6) OBP: 0.231, SLG: 0.231	S S S K ②			S S S K ①		5-3 ②		F6 ②		4	0	0	0	0	2	3
Andy Hawkins, R (1, 1) OBP: 0.160, SLG: 0.125 Luis DeLeon, R (8, 1) OBP: 0.250, SLG: 0.250 Craig Lefferts, L (9, 1) OBP: 0.500, SLG: 0.500		F8 ③		6-3 ②		4-3 ③		FC6-4 ③ 1-2f		3 1 0	0 0 0	0 0 0	0 0 0	0 0 0	0 0 0	1 2 0
Inning Stats	R: 0 E: 1 K: 0 S: 5 H: 1 LOB: 2 BB: 0 P: 5	R: 0 E: 0 K: 1 S: 6 H: 1 LOB: 1 BB: 0 P: 6	R: 0 E: 0 K: 0 S: 4 H: 1 LOB: 1 BB: 0 P: 4	R: 3 E: 0 K: 1 S: 9 H: 4 LOB: 1 BB: 0 P: 9	R: 0 E: 0 K: 0 S: 3 H: 0 LOB: 0 BB: 0 P: 3	R: 1 E: 0 K: 0 S: 4 H: 1 LOB: 0 BB: 0 P: 4	R: 0 E: 0 K: 0 S: 3 H: 0 LOB: 0 BB: 0 P: 3	R: 1 E: 1 K: 0 S: 6 H: 2 LOB: 2 BB: 0 P: 6		1B: 8 2B: 0 3B: 0 HR: 2	SF: 0 SAC: 0 DP: 0 HBP: 0						

livebaseballscorecards.com

AB	36
R	5
H	10
RBI	4
BB	0
SO	2
LOB	17

WP: 0 PB: 0 SB: 0 CS: 0 PA: 36

PITCHER		IP	WLS	BF	H	R	ER	SO	BB	IBB	HBP	BLK	WP	HR	S	P	ERA	WHIP
Dan Schatzeder, L ERA: 4.34	(1, 1)	4.0	L	20	7	3	3	2	0	0	0	0	0	1	24	24	6.75	1.750
Randy St. Claire, R ERA: 3.0	(5, 1)	2.0		7	1	1	1	0	0	0	0	0	0	1	7	7	4.50	0.500
Gary Lucas, L ERA: 5.06	(7, 1)	1.1		6	2	1	0	0	0	0	0	0	0	0	6	6	0.00	1.500
Tim Burke, R ERA: 2.91	(8, 1)	0.2		3	0	0	0	0	0	0	0	0	0	0	3	3	0.00	0.000

PITCHER	IP	WLS	BF	H	R	ER	SO	BB	IBB	HBP	BLK	WP	HR	S	P	ERA	WHIP

Batter	1	2	3	4	5	6	7	8	9	AB	R	H	RBI	BB	SO	LOB
Tim Raines, S (1, 7) OBP: 0.333, SLG: 0.404	6-3		K			1B		F4		4	0	1	0	0	1	0
U L Washington, S (1, 4) OBP: 0.337, SLG: 0.400	F8			F2		1-3 1B			1B	4	0	2	0	0	0	0
Andre Dawson, R (1, 8) OBP: 0.315, SLG: 0.464 (7, 9)	K			K		F9			1-3 9-3	4	0	1	0	0	2	2
Hubie Brooks, R (1, 6) OBP: 0.298, SLG: 0.382		FC6-4 1B		5-3			F8		K	4	0	1	0	0	1	2
Tim Wallach, R (1, 5) OBP: 0.330, SLG: 0.440		F8			G6-4-3 BB		K		9-3 1-2f	3	0	0	0	1	1	3
Jim Wohlford, R (1, 9) OBP: 0.298, SLG: 0.280		FC6-4 1-2f			K		1B			2	0	0	0	0	1	2
Herm Winningham, L (7, PH) (7, 8) OBP: 0.358, SLG: 0.381										1	0	1	0	0	0	0
Steve Nicosia, R (1, 3)		FC4-6 1-2f			G6-4-3 1-2f		F3			2	0	0	0	0	0	2
Terry Francona, L (7, PH) (7, 3) OBP: 0.333, SLG: 0.381										1	0	0	0	0	0	1
Mike Fitzgerald, R (1, 2) OBP: 0.333, SLG: 0.244			6-3			F8		6-3		2	0	0	0	0	0	0
Miguel Dilone, S (8, PH) OBP: 0.250, SLG: 0.244										1	0	0	0	0	0	0
Sal Butera, R (8, 2) OBP: 0.364, SLG: 0.350										0	0	0	0	0	0	0
Bill Gullickson, R (1, 1) OBP: 0.174, SLG: 0.217			6-3			F7		3-1		1	0	0	0	0	0	0
Tim Burke, R (3, 1)										1	0	0	0	0	0	0
Vance Law, R (8, PH) OBP: 0.340, SLG: 0.298										1	0	0	0	0	0	0
Randy St. Claire, R (8, 1)										0	0	0	0	0	0	0
Inning Stats	R: 0 E: 0 K: 1 S: 5 H: 0 LOB: 0 BB: 0 P: 5	R: 0 E: 0 K: 0 S: 4 H: 1 LOB: 1 BB: 0 P: 4	R: 0 E: 0 K: 1 S: 5 H: 0 LOB: 0 BB: 0 P: 5	R: 0 E: 0 K: 1 S: 5 H: 0 LOB: 0 BB: 0 P: 5	R: 0 E: 0 K: 1 S: 4 H: 0 LOB: 0 BB: 1 P: 8	R: 0 E: 0 K: 0 S: 5 H: 2 LOB: 2 BB: 0 P: 5	R: 0 E: 0 K: 1 S: 6 H: 1 LOB: 1 BB: 0 P: 6	R: 0 E: 0 K: 0 S: 3 H: 0 LOB: 0 BB: 0 P: 3	R: 0 E: 0 K: 1 S: 6 H: 2 LOB: 1 BB: 0 P: 6	1B: 6 2B: 1 3B: 0 HR: 0	SF: 0 SAC: 0 DP: 2 HBP: 0					

PITCHER	IP	WLS	BF	H	R	ER	SO	BB	IBB	HBP	BLK	WP	HR	S	P	ERA	WHIP
Rick Honeycutt, L (1, 1) ERA: 2.22	6.0	W	21	3	0	0	4	1	0	0	0	0	0	28	32	0.00	0.667
Tom Niedenfuer, R (7, 1) ERA: 2.7	3.0	S	11	3	0	0	2	0	0	0	0	0	0	15	15	0.00	1.000

PITCHER	IP	WLS	BF	H	R	ER	SO	BB	IBB	HBP	BLK	WP	HR	S	P	ERA	WHIP

TOP

Montreal Expos @ Los Angeles Dodgers

Dodger Stadium, Los Angeles, CA

Fri May 31 1985, 7:05 PM PDT

Att. 34,554 - Unknown

livebaseballscorecards.com

AB	31
R	0
H	6
RBI	0
BB	1
SO	6
LOB	12

PA: 32

WP: 0 PB: 0 SB: 0 CS: 0

Montreal Expos @ Los Angeles Dodgers

Dodger Stadium, Los Angeles, CA

Fri May 31 1985, 7:05 PM PDT

Att. 34,554 - Unknown

livebaseballscorecards.com

BOTTOM

Batter	1	2	3	4	5	6	7	8	9	AB	R	H	RBI	BB	SO	LOB
Steve Sax, R (1, 4) OBP: 0.333, SLG: 0.279	0-0 S S 2B 1B	0-3 ① K		0-0 ② FC6-2-5 1-3			0-3 ② K			4	1	1	0	0	2	1
R.J. Reynolds, S (1, 7) OBP: 0.300, SLG: 0.375	0-0 S 1-2 2B 1B	0-0 S 1B		0-0 ③ 1-3			0-0 2B			4	1	3	0	0	0	1
Ken Landreaux, L (1, 8) OBP: 0.227, SLG: 0.362	0-0 ① F4	0-0 ② F8 1-2			0-3 ① K		0-0 ③ F9			4	0	0	0	0	1	4
Pedro Guerrero, R (1, 5) OBP: 0.364, SLG: 0.393	0-0 ② F9 1-2 2-3	0-0 ③ F4			0-0 ② F9			0-0 ① F9		4	0	0	0	0	0	3
Greg Brock, L (1, 3) OBP: 0.284, SLG: 0.430	4-0 2B IBB		0-0 ① 4-3		0-0 ③ 4-3			0-0 E9 FC6-5		3	1	0	0	1	0	0
Mike Marshall, R (1, 9) OBP: 0.330, SLG: 0.453	0-0 1B 1-H 2-H 3-H 2B		0-3 ② K			0-0 CS 4-3 1B		0-0 ② FC6-5 2-3		4	1	2	3	0	1	1
Mike Scioscia, L (1, 2) OBP: 0.313, SLG: 0.346	0-0 2B 3-H 1B		0-0 CS 1B			0-0 ① 4-3 1-2		0-0 ③ F6		4	0	2	1	0	0	2
Bob Bailor, R (1, 6) OBP: 0.206, SLG: 0.188	0-0 1-3 2B		0-0 ③ CS 1-2	0-0 E6 FC6-2-S S		0-0 ② ③ 5-3 2-3				3	0	1	0	0	0	1
Rick Honeycutt, L (1, 1) Tom Niedenfuer, R (7, 1) OBP: 0.333, SLG: 0.333	0-0 ③ F7			0-3 ① K			0-0 ① F6			2 1	0 0	0 0	0 0	0 0	1 0	3 0

Inning Stats										
	R: 4 E: 0 K: 0 S: 8	H: 5 LOB: 2 BB: 1 P: 12	R: 0 E: 0 K: 1 S: 6	H: 1 LOB: 1 BB: 0 P: 6	R: 0 E: 0 K: 1 S: 5	H: 1 LOB: 0 BB: 0 P: 5	R: 0 E: 1 K: 1 S: 6	H: 0 LOB: 1 BB: 0 P: 6	R: 0 E: 0 K: 1 S: 5	H: 0 LOB: 0 BB: 0 P: 5
	R: 0 E: 0 K: 0 S: 3	H: 1 LOB: 0 BB: 0 P: 3	R: 0 E: 0 K: 1 S: 6	H: 1 LOB: 1 BB: 0 P: 6	R: 0 E: 1 K: 0 S: 4	H: 0 LOB: 1 BB: 0 P: 4				

	AB	33
	R	4
	H	9
	RBI	4
	BB	1
	SO	5
	LOB	16

1B: 6 SF: 0 WP: 0 PA: 35
2B: 3 SAC: 0 PB: 0
3B: 0 DP: 0 SB: 5
HR: 0 HBP: 0 CS: 2

PITCHER		IP	WLS	BF	H	R	ER	SO	BB	IBB	HBP	BLK	WP	HR	S	P	ERA	WHIP
Bill Gullickson, R ERA: 3.56	(1, 1)	2.0	L	13	6	4	4	1	0	1	0	0	0	0	14	18	18.00	3.000
Tim Burke, R ERA: 2.36	(3, 1)	5.0		17	3	0	0	4	0	0	0	0	0	0	25	25	0.00	0.600
Randy St. Claire, R ERA: 2.25	(8, 1)	1.0		4	0	0	0	0	0	0	0	0	0	0	4	4	0.00	0.000

PITCHER	IP	WLS	BF	H	R	ER	SO	BB	IBB	HBP	BLK	WP	HR	S	P	ERA	WHIP

Batter	1	2	3	4	5	6	7	8	9	10	11	AB	R	H	RBI	BB	SO	LOB
Tim Raines, S (1, 7) OBP: 0.341, SLG: 0.403	6-3		1B			4-3		IBB			BB	3	1	1	0	2	0	0
U L Washington, S (1, 4) OBP: 0.340, SLG: 0.411	6-3		K2-3			2B		K			1B	5	1	2	0	0	2	3
Andre Dawson, R (1, 8) OBP: 0.306, SLG: 0.451 (10, 9)	F7			2-3		F8			K		K	5	0	0	0	0	2	4
Hubie Brooks, R (1, 6) OBP: 0.301, SLG: 0.382		F7		1-3			CS 1B		4-3		1B	5	0	2	2	0	0	0
Tim Wallach, R (1, 5) OBP: 0.326, SLG: 0.433		6-3		4-3			F7		F8		1B	5	0	1	1	0	0	1
Vance Law, R (1, 3) OBP: 0.336, SLG: 0.318		HR			F4		6-3			K	F9	5	1	1	1	0	1	2
Jeff Reardon, R (11, 1) OBP: 0.333, SLG: 0.333												0	0	0	0	0	0	0
Jim Wohlford, R (1, 9) OBP: 0.283, SLG: 0.264		L4			K			L6		K	K	3	0	0	0	0	1	0
Herm Winningham, L (10, PH) OBP: 0.352, SLG: 0.374 (10, 8)												2	0	0	0	0	2	2
Mike Fitzgerald, R (1, 2) OBP: 0.326, SLG: 0.238			5-3		5-3			K		F5		3	0	0	0	0	1	0
Terry Francona, L (10, PH) OBP: 0.326, SLG: 0.372												1	0	0	0	0	0	0
Sal Butera, R (10, 2) OBP: 0.364, SLG: 0.350												0	0	0	0	0	0	0
David Palmer, R (1, 1) OBP: 0.176, SLG: 0.235			6-3			F4		S 1B			1B BB	2	0	0	0	0	0	0
Steve Nicosia, R (8, PH) OBP: 0.222, SLG: 0.125												1	0	1	0	0	0	0
Miguel Dilone, S (8, PR) OBP: 0.250, SLG: 0.244												0	0	0	0	0	0	0
Gary Lucas, L (8, 1)												0	0	0	0	0	0	0
Dan Driessen, L (11, PH) OBP: 0.345, SLG: 0.432 (11, 3)												0	1	0	0	1	0	0
Inning Stats	R: 0 E: 0 K: 0 S: 3 H: 0 LOB: 0 BB: 0 P: 3	R: 1 E: 0 K: 0 S: 4 H: 1 LOB: 0 BB: 0 P: 4	R: 0 E: 0 K: 1 S: 6 H: 1 LOB: 1 BB: 0 P: 6	R: 0 E: 0 K: 0 S: 3 H: 0 LOB: 0 BB: 0 P: 3	R: 0 E: 0 K: 1 S: 5 H: 0 LOB: 0 BB: 0 P: 5	R: 0 E: 0 K: 0 S: 4 H: 1 LOB: 1 BB: 0 P: 4	R: 0 E: 0 K: 0 S: 3 H: 1 LOB: 0 BB: 0 P: 3	R: 0 E: 0 K: 2 S: 8 H: 1 LOB: 2 BB: 1 P: 12	R: 0 E: 0 K: 1 S: 5 H: 0 LOB: 0 BB: 0 P: 5	R: 0 E: 0 K: 2 S: 7 H: 0 LOB: 0 BB: 0 P: 7	R: 3 E: 0 K: 2 S: 10 H: 3 LOB: 2 BB: 2 P: 18	1B: 6 2B: 1 3B: 0 HR: 1	SF: 0 SAC: 0 DP: 0 HBP: 0		WP: 0 PB: 0 SB: 1 CS: 1	PA: 43			

PITCHER		IP	WLS	BF	H	R	ER	SO	BB	IBB	HBP	BLK	WP	HR	S	P	ERA	WHIP
Jerry Reuss, L ERA: 3.38	(1, 1)	8.0		29	5	1	1	4	0	1	0	0	0	1	36	40	1.12	0.625
Ken Howell, R ERA: 3.6	(9, 1)	3.0	L	14	3	3	3	5	2	0	0	0	0	0	22	30	9.00	1.667

PITCHER	IP	WLS	BF	H	R	ER	SO	BB	IBB	HBP	BLK	WP	HR	S	P	ERA	WHIP

TOP

Montreal Expos @ Los Angeles Dodgers

Dodger Stadium, Los Angeles, CA

Sat Jun 01 1985, 7:05 PM PDT

Att. 41,058 - Unknown

livebaseballscorecards.com

AB	40
R	4
H	8
RBI	4
BB	3
SO	9
LOB	12

Batter	1	2	3	4	5	6	7	8	9	10	11	AB	R	H	RBI	BB	SO	LOB
Steve Sax, R (1, 4) OBP: 0.337, SLG: 0.286	0-0 1B S 1B		0-0 FC4-6 1B		0-3 K			0-0 6-3		0-0 B1-3		5	0	2	0	0	1	1
Mariano Duncan, R (1, 6) OBP: 0.304, SLG: 0.339 Ken Landreaux, L (11, PH) OBP: 0.226, SLG: 0.359	4-0 1B 1-2 BB		0-0 FC4-6 CS 1-2f			0-0 4-3		0-0 F9			0-0 G3	3	0	0	0	1	0	1
												1	0	0	0	0	0	0
R.J. Reynolds, S (1, 7) OBP: 0.307, SLG: 0.374 Ken Howell, R (9, 1) Terry Whitfield, L (11, PH) OBP: 0.298, SLG: 0.468	0-0 G3-6-1 1B 1-2 2-3		0-0 CS 1-2	0-0 F9		4-0 CS BB		0-0 6-3			0-0 1-3	3	0	1	0	1	0	0
												0	0	0	0	0	0	0
												1	0	0	0	0	0	0
Pedro Guerrero, R (1, 8) OBP: 0.369, SLG: 0.413	0-3 K			0-0 1B FC6-4 1B		4-0 1-2 BB			0-0 F8		0-0 HR	4	2	2	1	1	1	3
Greg Brock, L (1, 3) OBP: 0.280, SLG: 0.418	0-0 G3-6-1 1-2f			0-0 FC4-6 1-3 1B		0-0 G3			0-0 F2		0-3 K	5	0	1	0	0	1	4
Mike Marshall, R (1, 9) OBP: 0.323, SLG: 0.443		0-3 K		0-0 FC6-4 1-2f 3-H			0-3 K		0-0 F8			4	0	0	1	0	2	1
Mike Scioscia, L (1, 2) OBP: 0.314, SLG: 0.341 Steve Yeager, R (10, PH) OBP: 0.184, SLG: 0.194		4-0 G6-4-3 BB		0-0 G3			0-0 4-3			0-0 1-3		2	0	0	0	1	0	1
(11, 2)												1	0	0	0	0	0	0
Bob Bailor, R (1, 5) OBP: 0.237, SLG: 0.222		0-0 G6-4-3 1-2f			0-0 5-3		0-0 1B			0-0 1B		4	0	2	0	0	0	1
Jerry Reuss, L (1, 1) OBP: 0.192, SLG: 0.160 Candy Maldonado, R (9, 7) OBP: 0.205, SLG: 0.274			0-3 K		0-3 K2-3		0-3 K			0-0 F7		3	0	0	0	0	3	1
												1	0	0	0	0	0	1
Inning Stats	R: 0 E: 0 K: 1 S: 6 H: 2 LOB: 2 BB: 1 P: 10	R: 0 E: 0 K: 1 S: 4 H: 0 LOB: 0 BB: 1 P: 8	R: 0 E: 0 K: 1 S: 5 H: 1 LOB: 0 BB: 0 P: 5	R: 1 E: 0 K: 0 S: 5 H: 2 LOB: 1 BB: 0 P: 5	R: 0 E: 0 K: 2 S: 7 H: 0 LOB: 0 BB: 0 P: 7	R: 0 E: 0 K: 0 S: 2 H: 0 LOB: 1 BB: 2 P: 10	R: 0 E: 0 K: 2 S: 8 H: 1 LOB: 1 BB: 0 P: 8	R: 0 E: 0 K: 0 S: 3 H: 0 LOB: 0 BB: 0 P: 3	R: 0 E: 0 K: 0 S: 3 H: 0 LOB: 0 BB: 0 P: 3	R: 0 E: 0 K: 0 S: 4 H: 1 LOB: 1 BB: 0 P: 4	R: 1 E: 0 K: 1 S: 6 H: 1 LOB: 0 BB: 0 P: 6	1B: 7 2B: 0 3B: 0 HR: 1	SF: 0 SAC: 0 DP: 2 HBP: 0					

PITCHER		IP	WLS	BF	H	R	ER	SO	BB	IBB	HBP	BLK	WP	HR	S	P	ERA	WHIP
David Palmer, R ERA: 2.76	(1, 1)	7.0		27	6	1	1	7	4	0	0	0	0	0	37	53	1.29	1.429
Gary Lucas, L ERA: 3.24	(8, 1)	3.0	W	10	1	0	0	0	0	0	0	0	0	0	10	10	0.00	0.333
Jeff Reardon, R ERA: 1.3	(11, 1)	1.0	S	4	1	1	1	1	0	0	0	0	0	1	6	6	9.00	1.000

PITCHER	IP	WLS	BF	H	R	ER	SO	BB	IBB	HBP	BLK	WP	HR	S	P	ERA	WHIP

Montreal Expos @ Los Angeles Dodgers

Dodger Stadium, Los Angeles, CA

Sat Jun 01 1985, 7:05 PM PDT

Att. 41,058 - Unknown

livebaseballscorecards.com

BOTTOM

AB	37
R	2
H	8
RBI	2
BB	4
SO	8
LOB	14

1B: 7	SF: 0	WP: 0	PA: 42
2B: 0	SAC: 0	PB: 0	
3B: 0	DP: 2	SB: 1	
HR: 1	HBP: 0	CS: 2	

Batter	1	2	3	4	5	6	7	8	9	AB	R	H	RBI	BB	SO	LOB
Tim Raines, S (1, 7) OBP: 0.348, SLG: 0.409	S S S 0-3 ① K		S S S 0-3 ① K		x 0-0 BB 3B 1B		x 0-0 1B FC1-6 1B		x 0-0 1B 1-2 1B 1B	5	3	3	0	0	2	0
Vance Law, R (1, 4) OBP: 0.344, SLG: 0.318 (1, 3)	B B B B 4-0 HBP BB		S S S 0-3 ② K		B B B 4-0 1-2 3B BB		S S S 0-3 ① K		x 0-0 1B 1-3 2-H 2B 1B	3	2	1	1	2	2	1
Andre Dawson, R (1, 9) OBP: 0.310, SLG: 0.451	H 1-0 1-2 HBP		x 0-0 ③ 1-3		x 0-0 1-H 2-H 3B		x 0-0 FC1-6 1-3 1B		x 0-0 2B 1-2 3-H 1B	0	0	0	0	0	0	0
U L Washington, S (1, PR) OBP: 0.357, SLG: 0.447 (1, 4)										4	0	3	3	0	0	0
Hubie Brooks, R (1, 6) OBP: 0.303, SLG: 0.397	x 0-0 ② F9			x 0-0 HR	4-0 IBB		x 0-0 ② FC1-6 CS 1-2f 3-H		S S S 0-3 ② K	4	1	1	2	1	1	5
Terry Francona, L (1, 3) OBP: 0.314, SLG: 0.375 (1, 9)	x 0-0 ③ 5-3			x 0-0 ① 3-1	x 0-0 ③ B1-3		0-0 ③ CS 1-2	x 0-0 ① F6	x 0-0 1-3 2-H 2B	5	0	1	1	0	0	4
Doug Flynn, R (9, PR) OBP: 0.200, SLG: 0.200										0	0	0	0	0	0	0
Tim Wallach, R (1, 5) OBP: 0.317, SLG: 0.420		x 0-0 ① F9		x 0-0 ② F8		x 0-0 ① 5-3		S S S 0-3 ② K	x 0-0 ③ F7	5	0	0	0	0	1	2
Herm Winningham, L (1, 8) OBP: 0.357, SLG: 0.378		x 0-0 5-3 1B		S S S 0-3 ③ K		x 0-0 4-3 1B		S S S 0-3 ③ K		4	0	2	0	0	2	0
Sal Butera, R (1, 2) OBP: 0.308, SLG: 0.292		x 0-0 ② 5-3 1-2			x 0-0 ① 6-3	x 0-0 ② 4-3 1-2			S S S 0-3 ① K	4	0	0	0	0	1	2
Bryn Smith, R (1, 1) OBP: 0.250, SLG: 0.263		x 0-0 ③ 3-1			x 0-0 ② 5-3	x 0-0 ③ 5-3			x 0-0 1B 1B 1B	2	0	0	0	0	0	1
Gary Lucas, L (5, 1)										0	0	0	0	0	0	0
Randy St. Claire, R (5, 1)										0	0	0	0	0	0	0
Steve Nicosia, R (6, PH) OBP: 0.200, SLG: 0.111										1	0	0	0	0	0	1
Mickey Mahler, S (6, 1)										0	0	0	0	0	0	0
Miguel Dilone, S (9, PH) OBP: 0.265, SLG: 0.261										1	1	1	0	0	0	0

TOP

Montreal Expos @ Los Angeles Dodgers

Dodger Stadium, Los Angeles, CA

Sun Jun 02 1985, 3:33 AM PDT

Att. 37,660 - Unknown

livebaseballscorecards.com

AB	38
R	7
H	12
RBI	7
BB	3
SO	9
LOB	16

Inning Stats	1	2	3	4	5	6	7	8	9	1B: 9	SF: 0	WP: 0	PA: 43
R	0	0	0	1	2	0	1	0	3	2B: 1	SAC: 0	PB: 0	
E	0	0	0	0	0	0	0	0	0	3B: 1	DP: 0	SB: 0	
K	1	0	2	1	0	0	1	2	2	HR: 1	HBP: 1	CS: 1	
S	5	4	7	6	5	4	6	7	12				
H	0	1	0	1	2	1	2	0	5				
LOB	2	1	0	0	2	1	0	2	2				
BB	1	0	0	0	2	0	0	0	0				
P	10	4	7	6	13	4	6	7	12				

PITCHER		IP	WLS	BF	H	R	ER	SO	BB	IBB	HBP	BLK	WP	HR	S	P	ERA	WHIP
Bobby Castillo, R ERA: 5.33	(1, 1)	5.0	W	23	4	3	3	4	2	1	1	0	0	1	27	40	5.40	1.200
Steve Howe, L ERA: 3.68	(6, 1)	2.0		8	3	1	1	1	0	0	0	0	0	0	10	10	4.50	1.500
Tom Niedenfuer, R ERA: 3.38	(8, 1)	2.0		11	5	3	3	4	0	0	0	0	0	0	19	19	13.50	2.500

PITCHER	IP	WLS	BF	H	R	ER	SO	BB	IBB	HBP	BLK	WP	HR	S	P	ERA	WHIP

Batter	1	2	3	4	5	6	7	8	9	AB	R	H	RBI	BB	SO	LOB
Steve Sax, R (1, 4) OBP: 0.349, SLG: 0.287	6-3		BB: G3		BB: 1B; K		1B (2-H, 3-H)			3	1	1	2	2	1	3
Mariano Duncan, R (1, 6) OBP: 0.308, SLG: 0.341	6-3		G3 (1-2)		E 1B (1-3) 1B	5-3-5 1B	F7			5	1	2	0	0	0	2
R.J. Reynolds, S (1, 7) OBP: 0.303, SLG: 0.366	4-3		F7		E8 1B (1-3, 3-H) 1B	5-3-5 (1-3f)		6-3		5	1	1	1	0	0	2
Pedro Guerrero, R (1, 8) OBP: 0.365, SLG: 0.407		6-3		K	1B SH (2-3, 3-H) 1B	K		6-3		5	1	1	1	0	2	0
Greg Brock, L (1, 3) OBP: 0.304, SLG: 0.431		BB: 1B		L4	SH S FC (1-3, 3-H) 1B		BB SH 1B	1B		4	2	3	1	1	0	0
Ken Landreaux, L (1, 9) OBP: 0.237, SLG: 0.364		1B (1-2) 1B		BB: 1B	BB: FC SH (1-2) FC1-2		SH (1-2) 1B BB	K		1	0	1	0	1	0	0
Candy Maldonado, R (5, PH); (6, 9) OBP: 0.222, SLG: 0.270										1	1	0	0	2	1	1
Bob Bailor, R (1, 5) OBP: 0.250, SLG: 0.237		F7		1B (1-3) 1B	SH FC1-2 FC (1-2, 2-3, 3-H)		SH 1B (1-3, 2-H)			2	1	1	1	0	0	2
Steve Yeager, R (1, 2) OBP: 0.167, SLG: 0.175		F4		K	FC FC1-2 (1-2, 2-3, 3-H)		K			4	0	0	1	0	2	8
Bobby Castillo, R (1, 1) OBP: 0.333, SLG: 0.200			1-3		6-3; FC1-2 (1-2, 2-3, 3-Hf)		K			1	0	0	0	0	0	0
Sid Bream, L (5, PH) OBP: 0.228, SLG: 0.306										1	0	0	0	0	0	0
Bill Russell, R (5, PH) OBP: 0.343, SLG: 0.319										1	0	0	0	0	0	3
Steve Howe, L (6, 1)										0	0	0	0	0	0	0
Mike Marshall, R (7, PH) OBP: 0.321, SLG: 0.440										1	0	0	0	0	1	2
Tom Niedenfuer, R (8, 1) OBP: 0.333, SLG: 0.333										0	0	0	0	0	0	0
Inning Stats	R: 0 E: 0 K: 0 S: 3 H: 0 LOB: 0 BB: 0 P: 3	R: 0 E: 0 K: 0 S: 4 H: 1 LOB: 2 BB: 1 P: 8	R: 0 E: 0 K: 0 S: 3 H: 0 LOB: 1 BB: 1 P: 7	R: 0 E: 0 K: 2 S: 8 H: 1 LOB: 2 BB: 1 P: 12	R: 5 E: 1 K: 1 S: 11 H: 4 LOB: 3 BB: 2 P: 19	R: 0 E: 0 K: 1 S: 5 H: 1 LOB: 0 BB: 0 P: 5	R: 3 E: 1 K: 2 S: 10 H: 2 LOB: 1 BB: 1 P: 14	R: 0 E: 0 K: 1 S: 6 H: 1 LOB: 1 BB: 0 P: 6		1B: 10 2B: 1 3B: 0 HR: 0	SF: 0 SAC: 2 DP: 1 HBP: 0					

PITCHER	IP	WLS	BF	H	R	ER	SO	BB	IBB	HBP	BLK	WP	HR	S	P	ERA	WHIP
Bryn Smith, R (1, 1) ERA: 3.06	4.1	L	23	6	5	5	2	4	0	0	0	0	0	23	39	10.38	2.308
Gary Lucas, L (5, 1) ERA: 3.24	0.0		3	0	0	0	0	1	0	0	0	0	0	2	6	∞	∞
Randy St. Claire, R (5, 1) ERA: 1.93	0.2		2	0	0	0	1	0	0	0	0	0	0	4	4	0.00	0.000
Mickey Mahler, L (6, 1) ERA:	3.0		14	4	3	0	4	1	0	0	0	0	0	21	25	0.00	1.667

PITCHER	IP	WLS	BF	H	R	ER	SO	BB	IBB	HBP	BLK	WP	HR	S	P	ERA	WHIP

BOTTOM

Montreal Expos @ Los Angeles Dodgers

Dodger Stadium, Los Angeles, CA

Sun Jun 02 1985, 3:33 AM PDT

Att. 37,660 - Unknown

livebaseballscorecards.com

AB	34
R	8
H	10
RBI	7
BB	6
SO	7
LOB	23

WP: 0 PA: 42
PB: 0
SB: 1
CS: 0

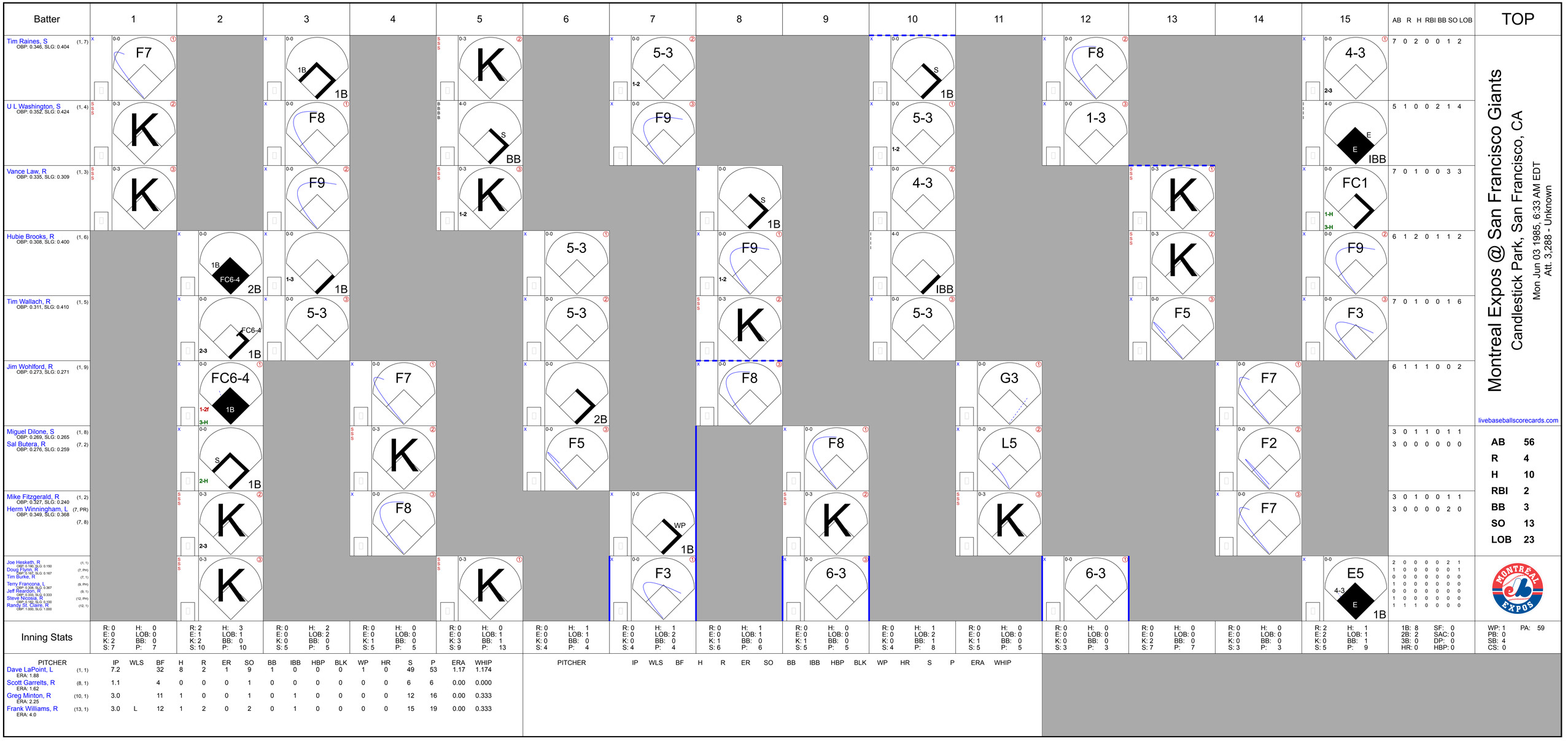

Montreal Expos @ San Francisco Giants

Candlestick Park, San Francisco, CA

Mon Jun 03 1985, 6:33 AM EDT
Att. 3,288 - Unknown

livebaseballscorecards.com

Batter	1	2	3	4	5	6	7	8	9	10	11	12	13	14	15	AB	R	H	RBI	BB	SO	LOB
Tim Raines, S (1, 7) OBP: 0.346, SLG: 0.404	F7		1B 1B		K		5-3 1-2			S 1B		F8			4-3 2-3	7	0	2	0	0	1	2
U L Washington, S (1, 4) OBP: 0.352, SLG: 0.424	K		F8		S BB		F9			5-3 1-2		1-3			E E IBB	5	1	0	0	2	1	4
Vance Law, R (1, 3) OBP: 0.335, SLG: 0.309	K		F9		K 1-2			S 1B		4-3			K		FC1 1-H 3-H	7	0	1	0	0	3	3
Hubie Brooks, R (1, 6) OBP: 0.308, SLG: 0.400		1B FC6-4 2B	1-3 1B			5-3		F9 1-2		IBB			K		F9	6	1	2	0	1	1	2
Tim Wallach, R (1, 5) OBP: 0.311, SLG: 0.410		FC6-4 2-3 1B	5-3			5-3		K		5-3			F5		F3	7	0	1	0	0	1	6
Jim Wohlford, R (1, 9) OBP: 0.273, SLG: 0.271		FC6-4 1-2f 3-H 1B		F7		2B		F8			G3			F7		6	1	1	1	0	0	2
Miguel Dilone, S (1, 8) OBP: 0.269, SLG: 0.265		S 2-H 1B		K		F5			F8		L5			F2		3	0	1	1	0	1	1
Sal Butera, R (7, 2) OBP: 0.276, SLG: 0.259																3	0	0	0	0	0	0
Mike Fitzgerald, R (1, 2) OBP: 0.327, SLG: 0.240		K 2-3		F8			WP 1B		K		K			F7		3	0	1	0	0	1	1
Herm Winningham, L (7, PR) OBP: 0.349, SLG: 0.368 (7, 8)																3	0	0	0	0	2	0
Joe Hesketh, R (1, 1) OBP: 0.190, SLG: 0.150		K			K		F3		6-3			6-3			E5 4-3 E 1B	2	0	0	0	0	2	1
Doug Flynn, R (7, PH) OBP: 0.167, SLG: 0.167																1	0	0	0	0	0	1
Tim Burke, R (7, 1)																0	0	0	0	0	0	0
Terry Francona, L (9, PH) OBP: 0.308, SLG: 0.367																1	0	0	0	0	0	0
Jeff Reardon, R (9, 1) OBP: 0.333, SLG: 0.333																0	0	0	0	0	0	0
Steve Nicosia, R (12, PH) OBP: 0.192, SLG: 0.200																1	0	0	0	0	0	0
Randy St. Claire, R (12, 1) OBP: 1.000, SLG: 1.000																1	1	1	0	0	0	0
Inning Stats	R: 0 E: 0 K: 2 S: 7	H: 0 LOB: 0 BB: 0 P: 7	R: 2 E: 1 K: 2 S: 10	H: 3 LOB: 1 BB: 0 P: 10	R: 0 E: 0 K: 0 S: 5	H: 2 LOB: 2 BB: 0 P: 5	R: 0 E: 0 K: 1 S: 5	H: 0 LOB: 0 BB: 0 P: 5	R: 0 E: 0 K: 3 S: 9	H: 0 LOB: 1 BB: 1 P: 13	R: 0 E: 0 K: 0 S: 4	H: 1 LOB: 1 BB: 0 P: 4	R: 0 E: 0 K: 0 S: 4	H: 1 LOB: 2 BB: 0 P: 4	R: 0 E: 0 K: 1 S: 6	H: 1 LOB: 1 BB: 0 P: 6	R: 0 E: 0 K: 1 S: 5	H: 0 LOB: 0 BB: 0 P: 5	R: 0 E: 0 K: 0 S: 4	H: 1 LOB: 2 BB: 1 P: 8	R: 0 E: 0 K: 1 S: 5	H: 0 LOB: 0 BB: 0 P: 5	R: 0 E: 0 K: 0 S: 3	H: 0 LOB: 0 BB: 0 P: 3	R: 0 E: 0 K: 2 S: 7	H: 0 LOB: 0 BB: 0 P: 7	R: 0 E: 0 K: 0 S: 3	H: 0 LOB: 0 BB: 0 P: 3	R: 2 E: 2 K: 0 S: 5	H: 1 LOB: 1 BB: 1 P: 9	1B: 8 2B: 2 3B: 0 HR: 0	SF: 0 SAC: 0 DP: 0 HBP: 0

PITCHER		IP	WLS	BF	H	R	ER	SO	BB	IBB	HBP	BLK	WP	HR	S	P	ERA	WHIP
Dave LaPoint, L ERA: 1.88	(1, 1)	7.2		32	8	2	1	9	1	0	0	0	1	0	49	53	1.17	1.174
Scott Garrelts, R ERA: 1.62	(8, 1)	1.1		4	0	0	0	1	0	0	0	0	0	0	6	6	0.00	0.000
Greg Minton, R ERA: 2.25	(10, 1)	3.0		11	1	0	0	1	0	1	0	0	0	0	12	16	0.00	0.333
Frank Williams, R ERA: 4.0	(13, 1)	3.0	L	12	1	2	0	2	0	1	0	0	0	0	15	19	0.00	0.333

PITCHER	IP	WLS	BF	H	R	ER	SO	BB	IBB	HBP	BLK	WP	HR	S	P	ERA	WHIP

AB	56
R	4
H	10
RBI	2
BB	3
SO	13
LOB	23

WP: 1 PB: 0 SB: 4 CS: 0 PA: 59

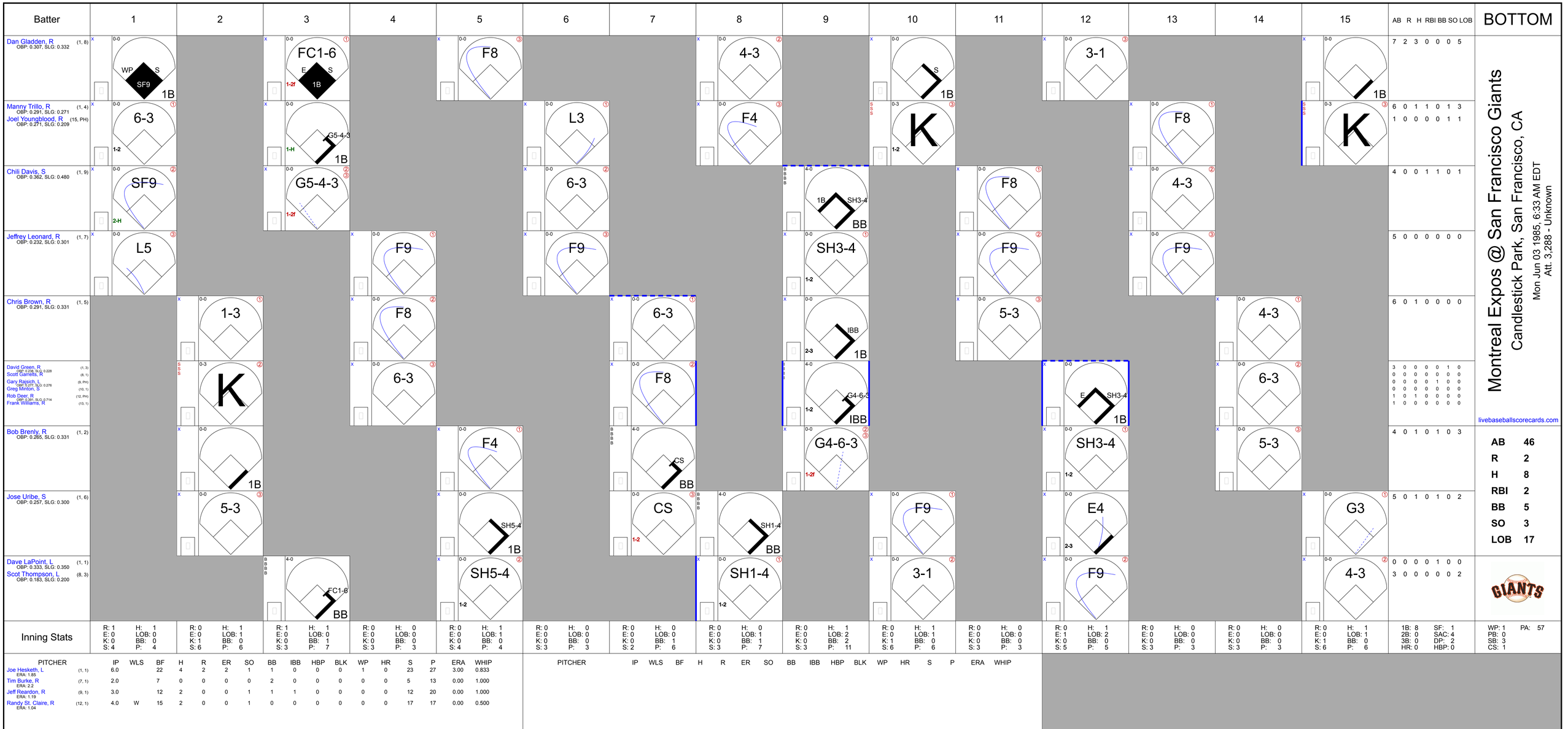
Batter
1
2
3
4
5
6
7
8
9
10
11
12
13
14
15
AB R H RBI BB SO LOB
BOTTOM
Dan Gladden, R (1, 8)
OBP: 0.307, SLG: 0.332
WP S SF9 1B
F8
4-3
S 1B
3-1
7 2 3 0 0 0 5
Manny Trillo, R (1, 4)
OBP: 0.291, SLG: 0.271
Joel Youngblood, R (15, PH)
OBP: 0.271, SLG: 0.209
6-3 1-2
FC1-6 E S 1-2f 1B
G5-4-3 1-H 1B
L3
F4
K 1-2
F8
K
6 0 1 1 0 1 3
1 0 0 0 0 1 1
Chili Davis, S (1, 9)
OBP: 0.362, SLG: 0.480
SF9 2-H
G5-4-3 1-2f
6-3
1B SH3-4 BB
F8
4-3
4 0 0 1 1 0 1
Jeffrey Leonard, R (1, 7)
OBP: 0.232, SLG: 0.301
L5
F9
F9
SH3-4 1-2
F9
F9
5 0 0 0 0 0 0
Chris Brown, R (1, 5)
OBP: 0.291, SLG: 0.331
1-3
F8
6-3
IBB 1B 2-3
5-3
4-3
6 0 1 0 0 0 0
David Green, R (1, 3)
OBP: 0.238, SLG: 0.228
Scott Garrelts, R (8, 1)
Gary Raisich, L (9, PH)
OBP: 0.277, SLG: 0.276
Greg Minton, S (10, 1)
Rob Deer, R (12, PH)
OBP: 0.818, SLG: 0.714
Frank Williams, R (13, 1)
K
6-3
F8
G4-6-3 IBB 1-2
E SH3-4 1B
6-3
3 0 0 0 0 1 0
0 0 0 0 0 0 0
0 0 0 0 1 0 0
0 0 0 0 0 0 0
1 0 1 0 0 0 0
1 0 0 0 0 0 0
Bob Brenly, R (1, 2)
OBP: 0.265, SLG: 0.331
1B
F4
CS BB
G4-6-3 1-2f
SH3-4 1-2
5-3
4 0 1 0 1 0 3
Jose Uribe, S (1, 6)
OBP: 0.257, SLG: 0.300
5-3
SH5-4 1B
CS 1-2
SH1-4 BB
F9
E4 2-3
G3
5 0 1 0 1 0 2
Dave LaPoint, L (1, 1)
OBP: 0.333, SLG: 0.350
Scot Thompson, L (8, 3)
OBP: 0.183, SLG: 0.200
FC1-6 BB
SH5-4 1-2
SH1-4 1-2
3-1
F9
4-3
0 0 0 0 1 0 0
3 0 0 0 0 0 2
Montreal Expos @ San Francisco Giants
Candlestick Park, San Francisco, CA
Mon Jun 03 1985, 6:33 AM EDT
Att. 3,288 - Unknown
livebaseballscorecards.com
AB 46
R 2
H 8
RBI 2
BB 5
SO 3
LOB 17
Inning Stats
R: 1 H: 1 E: 0 LOB: 0 K: 0 BB: 0 S: 4 P: 4
R: 0 H: 1 E: 0 LOB: 1 K: 1 BB: 0 S: 6 P: 6
R: 1 H: 1 E: 0 LOB: 0 K: 0 BB: 1 S: 3 P: 7
R: 0 H: 0 E: 0 LOB: 0 K: 0 BB: 0 S: 3 P: 3
R: 0 H: 1 E: 0 LOB: 1 K: 0 BB: 0 S: 4 P: 4
R: 0 H: 0 E: 0 LOB: 0 K: 0 BB: 0 S: 3 P: 3
R: 0 H: 0 E: 0 LOB: 0 K: 0 BB: 1 S: 2 P: 6
R: 0 H: 0 E: 0 LOB: 1 K: 0 BB: 1 S: 3 P: 7
R: 0 H: 1 E: 0 LOB: 2 K: 0 BB: 2 S: 3 P: 11
R: 0 H: 1 E: 0 LOB: 1 K: 1 BB: 0 S: 6 P: 6
R: 0 H: 0 E: 0 LOB: 0 K: 0 BB: 0 S: 3 P: 3
R: 0 H: 1 E: 1 LOB: 2 K: 0 BB: 0 S: 5 P: 5
R: 0 H: 0 E: 0 LOB: 0 K: 0 BB: 0 S: 3 P: 3
R: 0 H: 0 E: 0 LOB: 0 K: 0 BB: 0 S: 3 P: 3
R: 0 H: 1 E: 0 LOB: 1 K: 1 BB: 0 S: 6 P: 6
1B: 8 SF: 1 2B: 0 SAC: 4 3B: 0 DP: 2 HR: 0 HBP: 0
WP: 1 PA: 57 PB: 0 SB: 3 CS: 1
PITCHER IP WLS BF H R ER SO BB IBB HBP BLK WP HR S P ERA WHIP
Joe Hesketh, L (1, 1) ERA: 1.85 6.0 22 4 2 2 1 1 0 0 0 1 0 23 27 3.00 0.833
Tim Burke, R (7, 1) ERA: 2.2 2.0 7 0 0 0 0 2 0 0 0 0 0 5 13 0.00 1.000
Jeff Reardon, R (9, 1) ERA: 1.19 3.0 12 2 0 0 1 1 1 0 0 0 0 12 20 0.00 1.000
Randy St. Claire, R (12, 1) ERA: 1.04 4.0 W 15 2 0 0 1 0 0 0 0 0 0 17 17 0.00 0.500
PITCHER IP WLS BF H R ER SO BB IBB HBP BLK WP HR S P ERA WHIP

Batter	1	2	3	4	5	6	7	8	9	AB	R	H	RBI	BB	SO	LOB
Tim Raines, S (1, 7) OBP: 0.349, SLG: 0.406	E7 6-3 SF9 1B		BB 1B		4-3			F6		4	1	2	0	0	0	1
U L Washington, S (1, 4) OBP: 0.349, SLG: 0.412	6-3 2-3		BBBB FC6-4 1-2 BB			B1-3		4-3		3	0	0	0	1	0	1
Vance Law, R (1, 3) OBP: 0.333, SLG: 0.310	SF9 3-H		FC6-4 1-2f			SSS K			4-3 1B	3	0	1	1	0	1	2
Hubie Brooks, R (1, 6) OBP: 0.307, SLG: 0.393	F8			BBBB 1B BB		4-3			F7	3	0	0	0	1	0	1
Terry Francona, L (1, 9) OBP: 0.304, SLG: 0.358		SSS K		CS 1-3 1B			F7		4-3 1-2	4	0	1	0	0	1	1
Tim Wallach, R (1, 5) OBP: 0.305, SLG: 0.401		6-3		F3			SSS K		5-3	4	0	0	0	0	1	2
Herm Winningham, L (1, 8) OBP: 0.356, SLG: 0.376		SSS K		CS 1-2	S 1B		WP 1B			3	0	2	0	0	1	0
Sal Butera, R (1, 2) OBP: 0.258, SLG: 0.241 Miguel Dilone, S (7, PH) OBP: 0.264, SLG: 0.260 Mike Fitzgerald, R (7, 2) OBP: 0.327, SLG: 0.240			SSS K		F7		4-3 1-2			2 1 0	0 0 0	0 0 0	0 0 0	0 0 0	1 0 0	1 1 0
Dan Schatzeder, L (1, 1) OBP: 0.231, SLG: 0.417 Tim Burke, R (7, 1) Steve Nicosia, R (7, 2) OBP: 0.167, SLG: 0.091			SSS K		F8 1-2			SSS K		2 0 1	0 0 0	0 0 0	0 0 0	0 0 0	1 0 1	1 0 0
Inning Stats	R: 1 E: 1 K: 0 S: 4 H: 1 LOB: 0 BB: 0 P: 4	R: 0 E: 0 K: 2 S: 7 H: 0 LOB: 0 BB: 0 P: 7	R: 0 E: 0 K: 2 S: 8 H: 1 LOB: 2 BB: 1 P: 12	R: 0 E: 0 K: 0 S: 2 H: 1 LOB: 0 BB: 1 P: 6	R: 0 E: 0 K: 0 S: 4 H: 1 LOB: 1 BB: 0 P: 4	R: 0 E: 0 K: 1 S: 5 H: 0 LOB: 0 BB: 0 P: 5	R: 0 E: 0 K: 1 S: 6 H: 1 LOB: 1 BB: 0 P: 6	R: 0 E: 0 K: 1 S: 5 H: 0 LOB: 0 BB: 0 P: 5	R: 0 E: 0 K: 0 S: 4 H: 1 LOB: 1 BB: 0 P: 4	1B: 6 2B: 0 3B: 0 HR: 0	SF: 1 SAC: 0 DP: 0 HBP: 0					

PITCHER	IP	WLS	BF	H	R	ER	SO	BB	IBB	HBP	BLK	WP	HR	S	P	ERA	WHIP
Jim Gott, R (1, 1) ERA: 2.25	9.0	W	33	6	1	0	7	2	0	0	0	1	0	45	53	0.00	0.889

PITCHER	IP	WLS	BF	H	R	ER	SO	BB	IBB	HBP	BLK	WP	HR	S	P	ERA	WHIP

TOP

Montreal Expos @ San Francisco Giants

Candlestick Park, San Francisco, CA

Tue Jun 04 1985, 6:33 AM EDT

Att. 3,324 - Unknown

livebaseballscorecards.com

AB	30
R	1
H	6
RBI	1
BB	2
SO	7
LOB	11

WP: 1 PA: 34
PB: 0
SB: 1
CS: 1

Batter	1	2	3	4	5	6	7	8	9	AB	R	H	RBI	BB	SO	LOB
Dan Gladden, R (1, 8) OBP: 0.306, SLG: 0.335	F8			F8		E 2B	5-3			4	1	1	0	0	0	1
Manny Trillo, R (1, 4) OBP: 0.290, SLG: 0.271	F3			F4		E1 2-H 1B	G3			4	0	1	0	0	0	1
Chili Davis, S (1, 9) OBP: 0.359, SLG: 0.474	4-3			F8		K		1-3 1B		4	0	1	0	0	1	1
Jeffrey Leonard, R (1, 7) OBP: 0.233, SLG: 0.300		F7			1-3 2B 1B	F9		1-3 1-2		4	1	1	0	0	0	2
Rob Deer, R (1, 3) OBP: 0.346, SLG: 0.625		5-3			F7	F9		F9		3	0	0	0	0	0	2
Gary Rajsich, L (8, PH) (9, 3) OBP: 0.273, SLG: 0.271										1	0	0	0	0	0	1
Chris Brown, R (1, 5) OBP: 0.290, SLG: 0.324		1-3			1-3 1-2		BBBB 4-0 2B 2B BB	6-3		3	1	0	0	1	0	2
Alex Trevino, R (1, 2) OBP: 0.274, SLG: 0.321			F8		BBBB 4-0 2B WP BB		0-0 1-3 2B 2B			2	2	1	0	1	0	0
Jose Uribe, S (1, 6) OBP: 0.265, SLG: 0.322			SSS 0-3 K		0-0 FC 1-3 2-H 2B		0-0 2-H 3-H 2B			3	0	2	3	0	1	0
Jim Gott, R (1, 1) OBP: 0.182, SLG: 0.455			4-3		SSS 0-3 FC 2-3 3-H		SSS 0-3 K			3	0	0	0	0	1	2
Inning Stats	R: 0 E: 0 K: 0 S: 3 H: 0 LOB: 0 BB: 0 P: 3	R: 0 E: 0 K: 0 S: 3 H: 0 LOB: 0 BB: 0 P: 3	R: 0 E: 0 K: 1 S: 5 H: 0 LOB: 0 BB: 0 P: 5	R: 0 E: 0 K: 0 S: 3 H: 0 LOB: 0 BB: 0 P: 3	R: 2 E: 0 K: 0 S: 7 H: 2 LOB: 1 BB: 1 P: 11	R: 1 E: 1 K: 1 S: 7 H: 2 LOB: 1 BB: 0 P: 7	R: 2 E: 0 K: 1 S: 7 H: 2 LOB: 1 BB: 1 P: 11	R: 0 E: 0 K: 0 S: 4 H: 1 LOB: 1 BB: 0 P: 4		1B: 3 2B: 4 3B: 0 HR: 0	SF: 0 SAC: 0 DP: 0 HBP: 0						

PITCHER	IP	WLS	BF	H	R	ER	SO	BB	IBB	HBP	BLK	WP	HR	S	P	ERA	WHIP
Dan Schatzeder, L (1, 1) ERA: 4.78	6.0	L	25	5	5	5	3	2	0	0	0	1	0	29	37	7.50	1.167
Tim Burke, R (7, 1) ERA: 2.05	2.0		8	2	0	0	1	0	0	0	0	0	0	10	10	0.00	1.000

PITCHER	IP	WLS	BF	H	R	ER	SO	BB	IBB	HBP	BLK	WP	HR	S	P	ERA	WHIP

BOTTOM

Montreal Expos @ San Francisco Giants

Candlestick Park, San Francisco, CA

Tue Jun 04 1985, 6:33 AM EDT

Att. 3,324 - Unknown

livebaseballscorecards.com

AB	31
R	5
H	7
RBI	3
BB	2
SO	3
LOB	12

Montreal Expos @ San Francisco Giants

Candlestick Park, San Francisco, CA

Wed Jun 05 1985, 6:33 AM EDT

Att. 5,843 - Unknown

livebaseballscorecards.com

TOP

Batter	1	2	3	4	5	6	7	8	9	AB	R	H	RBI	BB	SO	LOB
Tim Raines, S (1, 7) OBP: 0.360, SLG: 0.410	0-0 1B SF7 1B		0-0 S 2B 1B	4-0 BB 1-2 1B BB		BBBB 4-0 FC4-6 BB	0-0 ③ 4-3			3	3	2	0	2	0	3
U L Washington, S (1, 6) OBP: 0.360, SLG: 0.433	0-0 G3 1-3 1B		0-0 1B 1-H 2B	BBBB 4-0 1B 1-2 2-3 1B BB		0-0 ② FC4-6 1B 1-2f		0-0 ① G3		2	1	2	1	0	0	0
Hubie Brooks, R (4, PH) OBP: 0.307, SLG: 0.389 (4, 6)										2	0	0	0	1	0	1
Terry Francona, L (1, 9) OBP: 0.328, SLG: 0.379 (9, 3)	0-0 ① G3 1-2		0-0 FC5-4 2-H 1B	0-0 1B 1-2 2-H 3-H 1B		0-0 1-2 1B		0-0 ② 6-3		5	0	3	3	0	0	2
Dan Driessen, L (1, 3) OBP: 0.341, SLG: 0.428	0-0 ② SF7 3-H		0-0 ② F7	0-0 ③ 1-2 2-H 1B		0-0 ③ F9		0-0 ③ F7		4	0	1	1	0	0	3
Jim Wohlford, R (9, 9) OBP: 0.273, SLG: 0.271										0	0	0	0	0	0	0
Tim Wallach, R (1, 5) OBP: 0.298, SLG: 0.391	0-0 ③ 6-3		0-0 ③ FC5-4 1-2f		0-0 ① 6-3		SSS 0-3 ① K		0-0 ① F7	5	0	0	0	0	1	2
Vance Law, R (1, 4) OBP: 0.347, SLG: 0.317		0-0 ① F9		0-0 6-3 BLK SH1-3 1B	BBBB 4-0 FC4-6 BB		0-0 PB 1B 1B		BBBB 4-0 BB	3	1	2	0	2	0	0
Herm Winningham, L (1, 8) OBP: 0.350, SLG: 0.369		0-0 ② F5		0-0 ① 6-3 1-3	0-0 ② FC4-6 1-2f		0-0 PB 1-2 1B		SSS 0-3 ② K	5	0	1	0	0	1	3
Sal Butera, R (1, 2) OBP: 0.257, SLG: 0.219	0-0 ③ 5-3			0-0 ② SH1-3 3-H	0-0 ③ F9	BBBB 4-0 1-2 2-3 BB			0-0 ③ L4	3	0	0	1	1	0	2
Mickey Mahler, S (1, 1) OBP: 0.250, SLG: 0.250		0-0 ① F8		0-0 BB BB 1B 1B		0-0 ① 5-3	0-0 ② F6			4	1	1	0	0	0	3

Inning Stats	1	2	3	4	5	6	7	8	9	1B	SF	WP	PA
R	1	0	2	3	0	0	0	0	0	11	1	0	44
H	2	0	3	4	0	1	2	0	0	2B 1	SAC 1	PB 1	
E	0	0	0	0	1	0	0	0	0	3B 0	DP 0	SB 1	
LOB	0	0	1	2	2	2	3	0	1	HR 0	HBP 0	CS 0	
K	0	3	0	6	3	4	7	3	5				
BB	0	0	0	2	1	1	1	0	1				
S	5	3	6	14	3	8	11	3	9				
P	5	3	6	14	7	8	11	3	9				

	AB	36
	R	6
	H	12
	RBI	6
	BB	6
	SO	2
	LOB	19

PITCHER		IP	WLS	BF	H	R	ER	SO	BB	IBB	HBP	BLK	WP	HR	S	P	ERA	WHIP
Mike Krukow, R ERA: 2.26	(1, 1)	3.2	L	18	7	5	5	0	0	0	0	1	0	0	18	18	12.27	1.909
Vida Blue, L ERA: 4.91	(4, 1)	2.1		13	3	1	1	0	4	0	0	0	0	0	9	25	3.86	3.000
Scott Garrelts, R ERA: 1.53	(7, 1)	2.0		9	2	0	0	1	1	0	0	0	0	0	10	14	0.00	1.500
Mark Davis, L ERA: 2.06	(9, 1)	1.0		4	0	0	0	1	1	0	0	0	0	0	5	9	0.00	1.000

PITCHER	IP	WLS	BF	H	R	ER	SO	BB	IBB	HBP	BLK	WP	HR	S	P	ERA	WHIP

Batter	1	2	3	4	5	6	7	8	9	AB	R	H	RBI	BB	SO	LOB
Dan Gladden, R (1, 8) OBP: 0.305, SLG: 0.333	F8		1B			6-3			F9	4	0	1	0	0	0	0
Manny Trillo, R (1, 4) OBP: 0.291, SLG: 0.267 Scott Garrelts, R (7, 1) Mark Davis, L (9, 1) OBP: 0.200, SLG: 0.600 David Green, R (9, PH) OBP: 0.235, SLG: 0.226	BB		F4			5-3			K	2 0 0 1	0 0 0 0	0 0 0 0	0 0 0 0	1 0 0 1	0 0 0 0	1 0 0 0
Chili Davis, S (1, 9) OBP: 0.351, SLG: 0.463	L6			K			5-3		F8	4	0	0	0	0	1	1
Jeffrey Leonard, R (1, 7) OBP: 0.229, SLG: 0.295	F4			F7			F7			3	0	0	0	0	0	1
Rob Deer, R (1, 3) OBP: 0.345, SLG: 0.577		K		F9			BB			2	0	0	0	1	1	0
Chris Brown, R (1, 5) OBP: 0.285, SLG: 0.317		K			F8		F3			3	0	0	0	0	1	1
Alex Trevino, R (1, 2) OBP: 0.262, SLG: 0.305		F4			K			6-3		3	0	0	0	0	1	0
Jose Uribe, S (1, 6) OBP: 0.260, SLG: 0.315			4-3		4-3			L4		3	0	0	0	0	0	0
Mike Krukow, R (1, 1) OBP: 0.190, SLG: 0.300 Vida Blue, S (4, 1) Ricky Adams, R (6, PH) OBP: 0.273, SLG: 0.545 (7, 4)			6-3			F4			K	1 0 2	0 0 0	0 0 0	0 0 0	0 0 1	0 0 0	0 0 0
Inning Stats	R: 0 E: 0 K: 0 S: 3 H: 0 LOB: 1 BB: 1 P: 7	R: 0 E: 0 K: 2 S: 7 H: 0 LOB: 0 BB: 0 P: 7	R: 0 E: 0 K: 0 S: 4 H: 1 LOB: 1 BB: 0 P: 4	R: 0 E: 0 K: 1 S: 5 H: 0 LOB: 0 BB: 0 P: 5	R: 0 E: 0 K: 1 S: 5 H: 0 LOB: 0 BB: 0 P: 5	R: 0 E: 0 K: 0 S: 3 H: 0 LOB: 0 BB: 0 P: 3	R: 0 E: 0 K: 0 S: 3 H: 0 LOB: 1 BB: 1 P: 7	R: 0 E: 0 K: 1 S: 5 H: 0 LOB: 0 BB: 0 P: 5	R: 0 E: 0 K: 1 S: 5 H: 0 LOB: 0 BB: 0 P: 5	1B: 1 2B: 0 3B: 0 HR: 0	SF: 0 SAC: 0 DP: 0 HBP: 0					

PITCHER	IP	WLS	BF	H	R	ER	SO	BB	IBB	HBP	BLK	WP	HR	S	P	ERA	WHIP
Mickey Mahler, L (1, 1) ERA:	9.0	W	30	1	0	0	6	2	0	0	0	0	0	40	48	0.00	0.333

PITCHER	IP	WLS	BF	H	R	ER	SO	BB	IBB	HBP	BLK	WP	HR	S	P	ERA	WHIP

BOTTOM

Montreal Expos @ San Francisco Giants

Candlestick Park, San Francisco, CA

Wed Jun 05 1985, 6:33 AM EDT

Att. 5,843 - Unknown

livebaseballscorecards.com

AB	28
R	0
H	1
RBI	0
BB	2
SO	6
LOB	4

WP: 0 PA: 30
PB: 0
SB: 0
CS: 0

Montreal Expos @ Philadelphia Phillies

Veterans Stadium, Philadelphia, PA

Fri Jun 07 1985, 7:05 PM EDT

Att. 21,039 - Unknown

TOP

livebaseballscorecards.com

Batter	1	2	3	4	5	6	7	8	9	AB	R	H	RBI	BB	SO	LOB
Tim Raines, S (1, 7) OBP: 0.363, SLG: 0.412	S 3-1 1B		6-3			S 1B		E7 1B		4	3	2	0	0	0	0
Jim Wohlford, R (1, 9) OBP: 0.275, SLG: 0.274	3-1 1-H		K			1-H 1B		CS 1B 3-H		3	0	1	2	0	1	0
Herm Winningham, L (8, PH) OBP: 0.355, SLG: 0.374 (8, 8)										1	0	1	1	0	0	0
Andre Dawson, R (1, 8) OBP: 0.309, SLG: 0.446 (8, 9)	P6			CS 1B		F7		L3 1-2		4	0	1	0	0	0	2
Hubie Brooks, R (1, 6) OBP: 0.306, SLG: 0.383	FC6-4 BB			K		K		K		3	0	0	0	1	3	2
Tim Wallach, R (1, 5) OBP: 0.301, SLG: 0.390	FC6-4 1-2f			F9			SH3-4 BB		FC3-6 1B	3	0	1	0	1	0	2
Dan Driessen, L (1, 3) OBP: 0.341, SLG: 0.422		P3		CS 1-2	G6-4-3 BB		SH3-4 1-2		FC3-6 FC3-6 1B 1-2f	2	0	0	0	1	0	1
Vance Law, R (1, 4) OBP: 0.345, SLG: 0.315		F9			G6-4-3 1-2f		5-3		FC3-6 1-2 1B	4	0	1	0	0	0	2
Doug Flynn, R (9, 4) OBP: 0.167, SLG: 0.167										0	0	0	0	0	0	0
Mike Fitzgerald, R (1, 2) OBP: 0.325, SLG: 0.234		K		6-3			IBB		FC3-6 1-2f 2-3	3	0	0	0	1	1	2
David Palmer, R (1, 1) OBP: 0.158, SLG: 0.211			P6			K	L6		K 1-2	2	0	0	0	0	1	0
Steve Nicosia, R (7, PH) OBP: 0.154, SLG: 0.083										1	0	0	0	0	0	2
Tim Burke, R (7, 1)										0	0	0	0	0	0	0
Jeff Reardon, R (8, 1) OBP: 0.250, SLG: 0.250										1	0	0	0	0	1	2

	AB	31
	R	3
	H	7
	RBI	3
	BB	4
	SO	7
	LOB	15

Inning Stats						
1	R: 1	H: 1	E: 0	LOB: 1	K: 0	BB: 1	S: 4	P: 8
2	R: 0	H: 0	E: 0	LOB: 0	K: 1	BB: 0	S: 5	P: 5
3	R: 0	H: 0	E: 0	LOB: 0	K: 1	BB: 0	S: 5	P: 5
4	R: 0	H: 1	E: 0	LOB: 0	K: 1	BB: 0	S: 5	P: 5
5	R: 0	H: 0	E: 0	LOB: 0	K: 0	BB: 1	S: 2	P: 6
6	R: 1	H: 2	E: 0	LOB: 1	K: 2	BB: 0	S: 9	P: 9
7	R: 0	H: 0	E: 0	LOB: 2	K: 0	BB: 2	S: 3	P: 11
8	R: 1	H: 1	E: 1	LOB: 0	K: 1	BB: 0	S: 6	P: 6
9	R: 0	H: 2	E: 0	LOB: 2	K: 1	BB: 0	S: 7	P: 7

| | | | | | | | | | |

Montreal Expos @ Philadelphia Phillies

Veterans Stadium, Philadelphia, PA

Fri Jun 07 1985, 7:05 PM EDT

Att. 21,039 - Unknown

BOTTOM

Batter	1	2	3	4	5	6	7	8	9	AB	R	H	RBI	BB	SO	LOB
Jeff Stone, L (1, 7) OBP: 0.296, SLG: 0.322	BBBB 4-0 FC5 1B BB		x 0-0 ② 4-3			x 0-0 ① G3		SSS 0-3 ① K		3	0	0	0	1	1	1
Rick Schu, R (1, 5) OBP: 0.324, SLG: 0.323 Tim Corcoran, L (8, PH) OBP: 0.331, SLG: 0.282 (9, 3)	x 0-0 4-3 FC5 1B 1-2		SSS 0-3 ③ K			x 0-0 FC6-4 1B		x 0-0 ② F9		3 1	0 0	2 0	0 0	0 0	1 0	0 1
Juan Samuel, R (1, 4) OBP: 0.268, SLG: 0.379	x 0-0 ① FC5 4-3 1-2 2-3f			SSS 0-3 ① K		x 0-0 ② FC6-4 S 1B 1-2f		SSS 0-3 ③ K		4	1	0	0	0	2	4
Von Hayes, L (1, 8) OBP: 0.379, SLG: 0.409	x 0-0 ② 4-3 1-2 2-3			BBBB 4-0 E S BB		x 0-0 1-H 1B			x 0-0 ① F9	3	0	1	1	1	0	2
Mike Schmidt, R (1, 3) (9, 5) OBP: 0.294, SLG: 0.374	x 0-0 ③ F8			SSS 0-3 ② K 1-3		x 0-0 ③ 6-3			x 0-0 ② F4-3	4	0	0	0	0	1	4
Ozzie Virgil, R (1, 2) OBP: 0.368, SLG: 0.503		x 0-0 ① 5-3		x 0-0 ③ F9			SSS 0-3 ① K		SSS 0-3 ③ K	4	0	0	0	0	2	1
Glenn Wilson, R (1, 9) OBP: 0.270, SLG: 0.389		SSS 0-3 ② K			x 0-0 ① 5-3		x 0-0 ② 6-3			3	0	0	0	0	1	0
Steve Jeltz, S (1, 6) OBP: 0.243, SLG: 0.173 Derrel Thomas, S (7, PH) OBP: 0.200, SLG: 0.111 Larry Andersen, R (8, 1)		SSS 0-3 ③ K			SSS 0-3 ② K		x 0-0 ③ 4-3			2 1 0	0 0 0	0 0 0	0 0 0	0 0 0	2 0 0	0 0 0
Steve Carlton, L (1, 1) OBP: 0.136, SLG: 0.190 Luis Aguayo, R (8, 6) OBP: 0.328, SLG: 0.353			x 0-0 ① 4-3		x 0-0 ③ F8			BBBB 4-0 BB		2 0	0 0	0 0	0 0	0 1	0 0	0 0
Inning Stats	R: 0 H: 1 E: 0 LOB: 2 K: 0 BB: 1 S: 4 P: 8	R: 0 H: 0 E: 0 LOB: 0 K: 2 BB: 0 S: 7 P: 7	R: 0 H: 0 E: 0 LOB: 0 K: 1 BB: 0 S: 5 P: 5	R: 0 H: 0 E: 0 LOB: 1 K: 2 BB: 1 S: 7 P: 11	R: 0 H: 0 E: 0 LOB: 0 K: 1 BB: 0 S: 5 P: 5	R: 1 H: 2 E: 0 LOB: 1 K: 0 BB: 0 S: 5 P: 5	R: 0 H: 0 E: 0 LOB: 0 K: 1 BB: 0 S: 5 P: 5	R: 0 H: 0 E: 0 LOB: 1 K: 2 BB: 1 S: 7 P: 11	R: 0 H: 0 E: 0 LOB: 0 K: 1 BB: 0 S: 5 P: 5	1B: 3 SF: 0 2B: 0 SAC: 0 3B: 0 DP: 0 HR: 0 HBP: 0						

livebaseballscorecards.com

AB	30
R	1
H	3
RBI	1
BB	3
SO	10
LOB	13

WP: 0 PA: 33
PB: 0
SB: 2
CS: 0

PITCHER		IP	WLS	BF	H	R	ER	SO	BB	IBB	HBP	BLK	WP	HR	S	P	ERA	WHIP
David Palmer, R ERA: 2.65	(1, 1)	6.0	W	23	3	1	1	6	2	0	0	0	0	0	33	41	1.50	0.833
Tim Burke, R ERA: 1.99	(7, 1)	1.0		3	0	0	0	1	0	0	0	0	0	0	5	5	0.00	0.000
Jeff Reardon, R ERA: 1.13	(8, 1)	2.0	S	7	0	0	0	3	1	0	0	0	0	0	12	16	0.00	0.500

PITCHER	IP	WLS	BF	H	R	ER	SO	BB	IBB	HBP	BLK	WP	HR	S	P	ERA	WHIP

Montreal Expos @ Philadelphia Phillies

Veterans Stadium, Philadelphia, PA

Sat Jun 08 1985, 7:05 PM EDT

Att. 22,486 - Unknown

TOP

livebaseballscorecards.com

Batter	1	2	3	4	5	6	7	8	9	AB	R	H	RBI	BB	SO	LOB
Tim Raines, S (1, 7) OBP: 0.361, SLG: 0.405	6-3		BBBB 4-0 6-3 1B BB		F8		2-3 1-2			3	1	0	0	1	0	1
Jim Wohlford, R (1, 9) OBP: 0.260, SLG: 0.258	4-3		6-3 1-2 2-3		6-3		F8			4	0	0	0	0	0	3
Herm Winningham, L (7, 8) OBP: 0.355, SLG: 0.374										0	0	0	0	0	0	0
Andre Dawson, R (1, 8) (7, 9) OBP: 0.313, SLG: 0.464	HR		1B 2-H 3-H 1B			E4 2B		6-3		4	2	2	3	0	0	0
Hubie Brooks, R (1, 6) OBP: 0.310, SLG: 0.391	F9		1-2 1B			1-H 2B		K		4	0	2	1	0	1	0
Tim Wallach, R (1, 5) OBP: 0.296, SLG: 0.382		K	F7			F4		K		4	0	0	0	0	2	3
Dan Driessen, L (1, 3) OBP: 0.333, SLG: 0.411		3-1		F3		K			1-3	4	0	0	0	0	1	1
Vance Law, R (1, 4) OBP: 0.337, SLG: 0.307		F7		K		K			F6	4	0	0	0	0	2	1
Mike Fitzgerald, R (1, 2) OBP: 0.323, SLG: 0.229			BBBB 4-0 6-3 SH3 1B BB	4-3			5-3		6-3	3	1	0	0	1	0	0
Bryn Smith, R (1, 1) OBP: 0.273, SLG: 0.286			SH3 1-2		L6		2-3 1B			2	0	1	0	0	0	0
Gary Lucas, L (7, 1)										0	0	0	0	0	0	0
Jeff Reardon, R (8, 1) OBP: 0.250, SLG: 0.250										0	0	0	0	0	0	0

	AB	32
	R	4
	H	5
	RBI	4
	BB	2
	SO	6
	LOB	9

Inning Stats	1	2	3	4	5	6	7	8	9
	R: 1 H: 1 E: 0 LOB: 0 K: 0 BB: 0 S: 4 P: 4	R: 0 H: 0 E: 0 LOB: 0 K: 1 BB: 0 S: 5 P: 5	R: 2 H: 2 E: 0 LOB: 2 K: 0 BB: 2 S: 5 P: 13	R: 0 H: 0 E: 0 LOB: 0 K: 1 BB: 0 S: 5 P: 5	R: 0 H: 0 E: 0 LOB: 0 K: 0 BB: 0 S: 3 P: 3	R: 1 H: 1 E: 1 LOB: 1 K: 2 BB: 0 S: 9 P: 9	R: 0 H: 1 E: 0 LOB: 1 K: 0 BB: 0 S: 4 P: 4	R: 0 H: 0 E: 0 LOB: 0 K: 2 BB: 0 S: 7 P: 7	R: 0 H: 0 E: 0 LOB: 0 K: 0 BB: 0 S: 3 P: 3

1B: 3	SF: 0
2B: 1	SAC: 1
3B: 0	DP: 0
HR: 1	HBP: 0

WP: 0	PA: 35
PB: 0	
SB: 0	
CS: 0	

PITCHER		IP	WLS	BF	H	R	ER	SO	BB	IBB	HBP	BLK	WP	HR	S	P	ERA	WHIP
Shane Rawley, L ERA: 3.79	(1, 1)	2.0	L	8	1	2	2	1	1	0	0	0	0	1	9	13	9.00	1.000
Jerry Koosman, L ERA: 4.08	(3, 1)	3.0		12	2	1	1	1	1	0	0	0	0	0	13	17	3.00	1.000
Dave Rucker, L ERA: 3.0	(6, 1)	2.0		9	2	1	0	2	0	0	0	0	0	0	13	13	0.00	1.000
Larry Andersen, R ERA: 3.57	(8, 1)	1.0		3	0	0	0	2	0	0	0	0	0	0	7	7	0.00	0.000
Kent Tekulve, R ERA: 3.71	(9, 1)	1.0		3	0	0	0	0	0	0	0	0	0	0	3	3	0.00	0.000

PITCHER	IP	WLS	BF	H	R	ER	SO	BB	IBB	HBP	BLK	WP	HR	S	P	ERA	WHIP

BOTTOM

Montreal Expos @ Philadelphia Phillies

Veterans Stadium, Philadelphia, PA

Sat Jun 08 1985, 7:05 PM EDT

Att. 22,486 - Unknown

Batter	1	2	3	4	5	6	7	8	9	AB	R	H	RBI	BB	SO	LOB
Jeff Stone, L (1, 7) OBP: 0.299, SLG: 0.325	S, WP, 1B / 1B		G3, S / 1B		E4 / FC5-2, 1B / 1-2		K		3-1	5	1	2	0	0	1	2
Greg Gross, L (1, 9) OBP: 0.311, SLG: 0.339	WP, S / 1-2 / 1B		G3 / 1-3		FC5-2 / 1-2, 2-3 / 1B		1B / 2-H / 2B		F9	5	1	3	1	0	0	1
Juan Samuel, R (1, 4) OBP: 0.266, SLG: 0.374	K / 1-2, 2-3		K		FC5-2 / 1-2, 2-3, 3-Hf		1B / 2-H		F8	5	0	1	1	0	2	6
Von Hayes, L (1, 8) OBP: 0.372, SLG: 0.400	K / 2-3, 3-H		G3		F8		G3			4	0	0	0	0	1	6
Mike Schmidt, R (1, 5) OBP: 0.294, SLG: 0.371	5-3			5-3		F8		1B, SH1-3 / 1B		4	0	1	0	0	0	1
Tim Corcoran, L (1, 3) OBP: 0.323, SLG: 0.274		3-1		F9		4-3		SH1-3 / 1-2		3	0	0	0	0	0	0
Ozzie Virgil, R (1, 2) OBP: 0.371, SLG: 0.500 Steve Jeltz, S (8, PR) OBP: 0.243, SLG: 0.173 (9, 6)		B, B, B / FC5-4 / BB		F7		F8		2-3 / 1B		3 0	0 0	1 0	0 0	1 0	0 0	0 0
Luis Aguayo, R (1, 6) OBP: 0.328, SLG: 0.370 John Wockenfuss, R (8, PH) OBP: 0.300, SLG: 0.160 Kent Tekulve, R (9, 1)		FC5-4 / 1-2f			F4		2B	S, S, S		3 1 0	1 0 0	1 0 0	0 0 0	0 0 0	0 1 0	1 2 0
Shane Rawley, R (1, 1) OBP: 0.143, SLG: 0.053 Jerry Koosman, R (3, 1) Glenn Wilson, R (5, PH) OBP: 0.274, SLG: 0.392 Dave Rucker, L (6, 1) Garry Maddox, R (7, PH) OBP: 0.280, SLG: 0.328 Larry Andersen, R (8, 1) Bo Diaz, R (8, PH) OBP: 0.167, SLG: 0.118 (9, 2)		3-1			1B, E / FC5-2 / 1B		5-3		F9	1 0 1 0 1 0 1	0 0 0 0 0 0 0	0 0 1 0 0 0 0	0 0 0 0 0 0 0	0 0 0 0 0 0 0	0 0 0 0 0 0 0	1 0 0 0 1 0 2
Inning Stats	R: 1 E: 0 K: 2 S: 9 / H: 2 LOB: 1 BB: 0 P: 9	R: 0 E: 0 K: 0 S: 3 / H: 0 LOB: 1 BB: 1 P: 7	R: 0 E: 0 K: 1 S: 6 / H: 1 LOB: 1 BB: 0 P: 6	R: 0 E: 0 K: 0 S: 3 / H: 0 LOB: 0 BB: 0 P: 3	R: 0 E: 1 K: 0 S: 6 / H: 2 LOB: 3 BB: 0 P: 6	R: 0 E: 0 K: 0 S: 3 / H: 0 LOB: 0 BB: 0 P: 3	R: 2 E: 0 K: 1 S: 8 / H: 3 LOB: 1 BB: 0 P: 8	R: 0 E: 0 K: 1 S: 7 / H: 2 LOB: 2 BB: 0 P: 7	R: 0 E: 0 K: 0 S: 3 / H: 0 LOB: 0 BB: 0 P: 3	1B: 8 2B: 2 3B: 0 HR: 0	SF: 0 SAC: 1 DP: 0 HBP: 0					

livebaseballscorecards.com

AB	37
R	3
H	10
RBI	2
BB	1
SO	5
LOB	23

WP: 1 PB: 0 SB: 3 CS: 0 PA: 39

PITCHER		IP	WLS	BF	H	R	ER	SO	BB	IBB	HBP	BLK	WP	HR	S	P	ERA	WHIP
Bryn Smith, R ERA: 3.16	(1, 1)	6.2	W	30	8	3	3	4	1	0	0	0	1	0	37	41	4.05	1.350
Gary Lucas, L ERA: 3.12	(7, 1)	0.1		1	0	0	0	0	0	0	0	0	0	0	1	1	0.00	0.000
Jeff Reardon, R ERA: 1.08	(8, 1)	2.0	S	8	2	0	0	1	0	0	0	0	0	0	10	10	0.00	1.000

PITCHER	IP	WLS	BF	H	R	ER	SO	BB	IBB	HBP	BLK	WP	HR	S	P	ERA	WHIP

Batter	1	2	3	4	5	6	7	8	9	AB	R	H	RBI	BB	SO	LOB
Tim Raines, S (1, 7) OBP: 0.354, SLG: 0.399	S S S 0-3 ① K			x 0-0 ① L4		x 0-0 ② 1-3		x 0-0 ② SF9 2-3 3-H		3	0	0	1	0	1	0
Vance Law, R (1, 4) OBP: 0.330, SLG: 0.299	x 0-0 ② F9			S S S 0-3 ② K		x 0-0 ③ 6-3		S S S 0-3 ③ K		4	0	0	0	0	2	2
Andre Dawson, R (1, 9) OBP: 0.312, SLG: 0.465	S S S 0-3 ③ K			x 0-0 2B			x 0-0 ① 5-3		x 0-0 ① 6-3	4	0	1	0	0	1	0
Dan Driessen, L (1, 3) OBP: 0.331, SLG: 0.407		S S S 0-3 ① K		x 0-0 ③ F8			x 0-0 ② F9		x 0-0 ① FC4-6 1B	4	0	1	0	0	1	1
Hubie Brooks, R (1, 6) OBP: 0.308, SLG: 0.388		x 0-0 G4-6-3 1B			S S S 0-3 ① K		S S S 0-3 ③ K		x 0-0 ② FC4-6 1-2f	4	0	1	0	0	2	1
Tim Wallach, R (1, 5) OBP: 0.300, SLG: 0.394		x 0-0 ② ③ G4-6-3 1-2f			x 0-0 3B			x 0-0 1B 1B SF9 1B	x 0-0 ③ F6	4	1	2	0	0	0	2
Herm Winningham, L (1, 8) OBP: 0.355, SLG: 0.373			x 0-0 ① F6		S S S 0-3 ② K			x 0-0 SF9 1B 1-2 1B		3	0	1	0	0	1	1
Sal Butera, R (1, 2) OBP: 0.263, SLG: 0.229			x 0-0 ② 5-3		x 0-0 ③ 1-3			x 0-0 1-2 2-3 1B		3	0	1	0	0	0	1
Joe Hesketh, R (1, 1) OBP: 0.182, SLG: 0.143 Miguel Dilone, S (6, PH) OBP: 0.259, SLG: 0.255 Randy St. Claire, R (6, 1) OBP: 1.000, SLG: 1.000 Terry Francona, L (8, PH) OBP: 0.323, SLG: 0.373 Tim Burke, R (8, 1)			S S S 0-3 ③ K			x 0-0 ① G3		x 0-0 ① F6		1 1 0 1 0	0 0 0 0 0	0 0 0 0 0	0 0 0 0 0	0 0 0 0 0	1 0 0 0 0	0 0 0 3 0
Inning Stats	R: 0 E: 0 K: 2 S: 7 H: 0 LOB: 0 BB: 0 P: 7	R: 0 E: 0 K: 1 S: 5 H: 1 LOB: 0 BB: 0 P: 5	R: 0 E: 0 K: 1 S: 5 H: 0 LOB: 0 BB: 0 P: 5	R: 0 E: 0 K: 1 S: 6 H: 1 LOB: 1 BB: 0 P: 6	R: 0 E: 0 K: 2 S: 8 H: 1 LOB: 1 BB: 0 P: 8	R: 0 E: 0 K: 0 S: 3 H: 0 LOB: 0 BB: 0 P: 3	R: 0 E: 0 K: 1 S: 5 H: 0 LOB: 0 BB: 0 P: 5	R: 1 E: 0 K: 1 S: 8 H: 3 LOB: 2 BB: 0 P: 8	R: 0 E: 0 K: 0 S: 4 H: 1 LOB: 1 BB: 0 P: 4	1B: 5 2B: 1 3B: 1 HR: 0 SF: 1 SAC: 0 DP: 1 HBP: 0						

PITCHER		IP	WLS	BF	H	R	ER	SO	BB	IBB	HBP	BLK	WP	HR	S	P	ERA	WHIP
Kevin Gross, R ERA: 3.49	(1, 1)	7.0	W	26	6	1	1	8	0	0	0	0	0	0	42	42	1.29	0.857
Don Carman, L ERA: 1.23	(8, 1)	0.2		2	0	0	0	0	0	0	0	0	0	0	2	2	0.00	0.000
Kent Tekulve, R ERA: 3.54	(8, 1)	1.1	S	5	1	0	0	1	0	0	0	0	0	0	7	7	0.00	0.750

PITCHER	IP	WLS	BF	H	R	ER	SO	BB	IBB	HBP	BLK	WP	HR	S	P	ERA	WHIP

TOP

Montreal Expos @ Philadelphia Phillies

Veterans Stadium, Philadelphia, PA

Sun Jun 09 1985, 3:33 AM EDT

Att. 22,628 - Unknown

livebaseballscorecards.com

AB	32
R	1
H	7
RBI	1
BB	0
SO	9
LOB	11

WP: 0 PA: 33
PB: 0
SB: 0
CS: 0

Batter	1	2	3	4	5	6	7	8	9	AB	R	H	RBI	BB	SO	LOB
Jeff Stone, L (1, 7) OBP: 0.304, SLG: 0.325	4-3	2-H 1B			BBB 4-0 FC5-4 BB			F5		3	0	1	1	1	0	0
Von Hayes, L (9, 7) OBP: 0.372, SLG: 0.400										0	0	0	0	0	0	0
Rick Schu, R (1, 5) OBP: 0.316, SLG: 0.343	F9		2B		FC5-4 WP 1-2f			F6		4	0	1	0	0	0	1
Juan Samuel, R (1, 4) OBP: 0.266, SLG: 0.372	HR 1B 1B		L3		SSS K 1-2			K		4	1	1	0	0	2	2
Mike Schmidt, R (1, 3) OBP: 0.294, SLG: 0.371	1-2 HR 1B		SSS K			5-3				3	1	1	0	0	1	1
Glenn Wilson, R (1, 9) OBP: 0.275, SLG: 0.408	1-H 2-H HR		F7			F8				3	1	1	3	0	0	1
Bo Diaz, R (1, 2) OBP: 0.143, SLG: 0.100	SSS K2-3			6-3		6-3				3	0	0	0	0	1	0
Garry Maddox, R (1, 8) OBP: 0.292, SLG: 0.328		F5		1-3			G6-4-3 1B			3	0	1	0	0	0	0
Luis Aguayo, R (1, 6) OBP: 0.329, SLG: 0.357		BBB 4-0 SH1-4 1B BB		F3			G6-4-3 1-2f			2	1	0	0	1	0	1
Kevin Gross, R (1, 1) OBP: 0.235, SLG: 0.188		SH1-4 1-2			F8		6-3			2	0	0	0	0	0	0
Don Carman, L (8, 1)										0	0	0	0	0	0	0
Kent Tekulve, R (8, 1)										0	0	0	0	0	0	0
Inning Stats	R: 3 E: 0 K: 1 S: 8 H: 3 LOB: 0 BB: 0 P: 8	R: 1 E: 0 K: 0 S: 3 H: 1 LOB: 1 BB: 1 P: 7	R: 0 E: 0 K: 1 S: 6 H: 1 LOB: 1 BB: 0 P: 6	R: 0 E: 0 K: 0 S: 3 H: 0 LOB: 0 BB: 0 P: 3	R: 0 E: 0 K: 1 S: 5 H: 0 LOB: 1 BB: 1 P: 9	R: 0 E: 0 K: 0 S: 3 H: 0 LOB: 0 BB: 0 P: 3	R: 0 E: 0 K: 0 S: 3 H: 1 LOB: 0 BB: 0 P: 3	R: 0 E: 0 K: 1 S: 5 H: 0 LOB: 0 BB: 0 P: 5		1B: 4 2B: 1 3B: 0 HR: 1 SF: 0 SAC: 1 DP: 1 HBP: 0						

PITCHER		IP	WLS	BF	H	R	ER	SO	BB	IBB	HBP	BLK	WP	HR	S	P	ERA	WHIP
Joe Hesketh, L ERA: 2.22	(1, 1)	5.0	L	21	5	4	4	3	2	0	0	0	1	1	25	33	7.20	1.400
Randy St. Claire, R ERA: 0.84	(6, 1)	2.0		6	1	0	0	0	0	0	0	0	0	0	6	6	0.00	0.500
Tim Burke, R ERA: 1.93	(8, 1)	1.0		3	0	0	0	1	0	0	0	0	0	0	5	5	0.00	0.000

PITCHER	IP	WLS	BF	H	R	ER	SO	BB	IBB	HBP	BLK	WP	HR	S	P	ERA	WHIP

BOTTOM

Montreal Expos @ Philadelphia Phillies

Veterans Stadium, Philadelphia, PA

Sun Jun 09 1985, 3:33 AM EDT

Att. 22,628 - Unknown

livebaseballscorecards.com

AB	27
R	4
H	6
RBI	4
BB	2
SO	4
LOB	6

Batter	1	2	3	4	5	6	7	8	9	AB	R	H	RBI	BB	SO	LOB
Davey Lopes, R (1, 8) OBP: 0.432, SLG: 0.460	S S S 0-3 ① K		x 0-0 ③ F4			x 0-0 ② F4		x 0-0 ② F2		4	0	0	0	0	1	2
23 Ryne Sandberg, R (1, 4) OBP: 0.303, SLG: 0.419	S S S 0-3 ② K			x 0-0 ① F9		S S S 0-3 ③ K		x 0-0 2-H 1-2 2-H 1B 1B		4	1	1	2	0	2	0
Keith Moreland, R (1, 9) OBP: 0.375, SLG: 0.400	x 0-0 ③ F9			S S S 0-3 ② K			x 0-0 ① F4	x 0-0 2-H 1B		4	0	1	1	0	1	0
Jody Davis, R (1, 2) OBP: 0.330, SLG: 0.432		x 0-0 ① 4-3		S S S 0-3 ③ K			x 0-0 HR	S S S 0-3 ③ K		4	1	1	1	0	2	1
Ron Cey, R (1, 5) OBP: 0.315, SLG: 0.472		S S S 0-3 ② K			x 0-0 ① 5-3		x 0-0 ② F5		x 0-0 HR	4	1	1	1	0	1	0
Leon Durham, L (1, 3) OBP: 0.323, SLG: 0.420		B B B 4-0 FC5-4 BB			x 0-0 5-3 1B		S S S 0-3 ③ K		x 0-0 ① F8	3	0	1	0	1	1	0
Gary Woods, R (1, 7) OBP: 0.269, SLG: 0.174		x 0-0 ③ FC5-4 1-2f			x 0-0 ② 5-3 1-2			x 0-0 ① F8	S S S 0-3 ② K	4	0	0	0	0	1	2
Chris Speier, R (1, 6) OBP: 0.289, SLG: 0.365			S S S 0-3 ① K		x 0-0 ③ 5-3			B B B 4-0 23 PB 1B 23 1B BB	S S S 0-3 ③ K	3	1	0	0	1	2	1
Ray Fontenot, L (1, 1)			S S S 0-3 ② K			S S S 0-3 ① K		x 0-0 1-2 23 1B 1B		2	0	0	0	0	2	0
Brian Dayett, R (8, PH) OBP: 0.286, SLG: 0.400										0	0	0	0	0	0	0
Richie Hebner, L (8, PH) OBP: 0.324, SLG: 0.333										1	0	1	0	0	0	0
Chico Walker, S (8, PR)										0	1	0	0	0	0	0
Lee Smith, R (8, 1)										0	0	0	0	0	0	0
Inning Stats	R: 0 E: 0 K: 2 S: 7 H: 0 LOB: 0 BB: 0 P: 7	R: 0 E: 0 K: 1 S: 5 H: 0 LOB: 1 BB: 1 P: 9	R: 0 E: 0 K: 2 S: 7 H: 0 LOB: 0 BB: 0 P: 7	R: 0 E: 0 K: 2 S: 7 H: 0 LOB: 0 BB: 0 P: 7	R: 0 E: 0 K: 0 S: 4 H: 1 LOB: 1 BB: 0 P: 4	R: 0 E: 0 K: 2 S: 7 H: 0 LOB: 0 BB: 0 P: 7	R: 1 E: 0 K: 1 S: 6 H: 1 LOB: 0 BB: 0 P: 6	R: 3 E: 0 K: 1 S: 8 H: 3 LOB: 1 BB: 1 P: 12	R: 1 E: 0 K: 2 S: 8 H: 1 LOB: 0 BB: 0 P: 8	1B: 4 2B: 0 3B: 0 HR: 2	SF: 0 SAC: 0 DP: 0 HBP: 0						

TOP

Chicago Cubs @ Montreal Expos

Olympic Stadium, Montreal, QB

Mon Jun 10 1985, 7:05 PM EDT

Att. 42,218 - Unknown

livebaseballscorecards.com

AB	33
R	5
H	6
RBI	5
BB	2
SO	13
LOB	6

PITCHER		IP	WLS	BF	H	R	ER	SO	BB	IBB	HBP	BLK	WP	HR	S	P	ERA	WHIP
Dan Schatzeder, L ERA: 4.44	(1, 1)	7.1		26	2	2	2	10	2	0	0	0	0	1	44	52	2.46	0.545
Jeff Reardon, R ERA: 1.49	(8, 1)	0.2	L	5	3	2	2	1	0	0	0	0	0	0	7	7	27.00	4.500
Tim Burke, R ERA: 2.14	(9, 1)	1.0		4	1	1	1	2	0	0	0	0	0	1	8	8	9.00	1.000

PITCHER	IP	WLS	BF	H	R	ER	SO	BB	IBB	HBP	BLK	WP	HR	S	P	ERA	WHIP

Batter	1	2	3	4	5	6	7	8	9	AB	R	H	RBI	BB	SO	LOB
Tim Raines, S (1, 7) OBP: 0.356, SLG: 0.403	BBBB 4-0 3-1 S 1B BB		SSS 0-3 K ①		SSS 0-3 K ③			x 0-0 2B		3	1	1	0	1	2	0
Jim Wohlford, R (1, 9) OBP: 0.263, SLG: 0.275 Herm Winningham, L (6, PR) OBP: 0.352, SLG: 0.370 (7, 8)	SSS 0-3 K ① 1-2		x 0-0 F6 ②			x 0-0 1B 2B		SSS 0-3 K ②		3 1	0 1	1 0	0 0	0 0	1 1	1 1
Andre Dawson, R (1, 8) OBP: 0.310, SLG: 0.460 (7, 9)	x 0-0 3-1 ② 2-3		x 0-0 6-3 ③			x 0-0 FC6-4 2-H 1B		SSS 0-3 K ③		4	0	1	1	0	1	2
Hubie Brooks, R (1, 6) OBP: 0.312, SLG: 0.395	x 0-0 1B 3-H 1B			x 0-0 1B SF7 2B		x 0-0 F7 ①			SSS 0-3 K ①	4	1	2	1	0	1	2
Tim Wallach, R (1, 5) OBP: 0.308, SLG: 0.415	x 0-0 1-2 1B			x 0-0 G6-3 2-3 1B		x 0-0 FC6-4 CS ② 1-2f			x 0-0 HR	4	1	3	1	0	0	2
Dan Driessen, L (1, 3) OBP: 0.335, SLG: 0.405	x 0-0 4-3 ③			x 0-0 SF7 ① 3-H		0-0 CS ③ 1-2	BBBB 4-0 G6-4-3 BB		BBBB 4-0 BB	1	0	0	1	2	0	2
Vance Law, R (1, 4) OBP: 0.323, SLG: 0.292		x 0-0 4-3 ①		x 0-0 G6-3 ② ③ 1-2f			x 0-0 F9 ①		SSS 0-3 K ②	4	0	0	0	0	1	3
Mike Fitzgerald, R (1, 2) OBP: 0.316, SLG: 0.224 Terry Francona, L (9, PH) OBP: 0.317, SLG: 0.367		x 0-0 3-1 ②	SSS 0-3 K ①				x 0-0 G6-4-3 ② ③ 1-2f		x 0-0 F7 ③	3 1	0 0	0 0	0 0	0 0	1 0	1 1
Dan Schatzeder, L (1, 1) OBP: 0.200, SLG: 0.357 Jeff Reardon, R (8, 1) OBP: 0.250, SLG: 0.250 Miguel Dilone, S (8, PH) OBP: 0.255, SLG: 0.250 Tim Burke, R (9, 1)		SSS 0-3 K ③			x 0-0 F8 ②			SSS 0-3 K ①		2 0 1 0	0 0 0 0	0 0 0 0	0 0 0 0	0 0 1 0	1 0 0 0	0 0 0 0
Inning Stats	R: 1 H: 2 E: 0 LOB: 2 K: 1 BB: 1 S: 7 P: 11	R: 0 H: 0 E: 0 LOB: 0 K: 1 BB: 0 S: 5 P: 5	R: 0 H: 0 E: 0 LOB: 0 K: 1 BB: 0 S: 5 P: 5	R: 1 H: 2 E: 0 LOB: 0 K: 0 BB: 0 S: 4 P: 4	R: 0 H: 0 E: 0 LOB: 0 K: 2 BB: 0 S: 7 P: 7	R: 1 H: 2 E: 0 LOB: 1 K: 0 BB: 0 S: 4 P: 4	R: 0 H: 0 E: 0 LOB: 0 K: 0 BB: 1 S: 2 P: 6	R: 0 H: 1 E: 0 LOB: 1 K: 3 BB: 0 S: 10 P: 10	R: 1 H: 1 E: 0 LOB: 1 K: 2 BB: 1 S: 8 P: 12	1B: 4 2B: 3 3B: 0 HR: 1	SF: 1 SAC: 0 DP: 2 HBP: 0			WP: 0 PB: 0 SB: 1 CS: 1		PA: 36	

PITCHER	IP	WLS	BF	H	R	ER	SO	BB	IBB	HBP	BLK	WP	HR	S	P	ERA	WHIP
Ray Fontenot, L (1, 1) ERA: 3.29	7.0	W	26	6	3	3	5	2	0	0	0	0	0	34	42	4.50	1.500
Lee Smith, R (8, 1) ERA: 2.52	2.0	S	9	2	1	1	5	1	0	0	0	0	1	18	22	4.50	1.500

PITCHER	IP	WLS	BF	H	R	ER	SO	BB	IBB	HBP	BLK	WP	HR	S	P	ERA	WHIP

BOTTOM

Chicago Cubs @ Montreal Expos

Olympic Stadium, Montreal, QB

Mon Jun 10 1985, 7:05 PM EDT

Att. 42,218 - Unknown

livebaseballscorecards.com

AB	31
R	4
H	8
RBI	4
BB	3
SO	10
LOB	15

Chicago Cubs @ Montreal Expos

Olympic Stadium, Montreal, QB

Tue Jun 11 1985, 7:05 PM EDT

Att. 28,303 - Unknown

TOP

livebaseballscorecards.com

Batter	1	2	3	4	5	6	7	8	9	AB	R	H	RBI	BB	SO	LOB
Davey Lopes, R (1, 8) OBP: 0.423, SLG: 0.442	B B B B 4-0 23 G6-4-3 BB		x 0-0 ② FC5-4 1-2f		x 0-0 ② F8		x 0-0 ③ F4		x 0-0 ② 1-3	4	0	0	0	1	0	3
23 Ryne Sandberg, R (1, 4) OBP: 0.296, SLG: 0.408	x 0-0 ① ② G6-4-3 1-2f		x 0-0 ③ F5		x 0-0 ③ F9			x 0-0 ① 6-3	x 0-0 ③ 6-3	5	0	0	0	0	0	3
Keith Moreland, R (1, 9) OBP: 0.377, SLG: 0.404	x 0-0 ③ F8			x 0-0 2B	x 0-0 ① F9			B B B B 4-0 BB HR BB BB		3	1	1	0	1	0	0
Jody Davis, R (1, 2) OBP: 0.339, SLG: 0.453		x 0-0 1B		x 0-0 ① F9	x 0-0 HR			B B B B 4-0 BB 1-2 HR BB		3	1	2	1	1	0	1
Chico Walker, S (8, PR)										0	1	0	0	0	0	0
Steve Lake, R (8, 2) OBP: 0.217, SLG: 0.348										0	0	0	0	0	0	0
Ron Cey, R (1, 5) OBP: 0.319, SLG: 0.467		S S S 0-3 ① K		B B B B 4-0 BB	S S S 0-3 ② K			B B B B 4-0 1-2 2-3 HR BB		2	1	0	0	2	2	1
Leon Durham, L (1, 3) OBP: 0.321, SLG: 0.434		x 0-0 ② F7		x 0-0 ② F9	x 0-0 ③ F7			x 0-0 1-H 2-H 3-H HR		4	1	1	4	0	0	3
Gary Woods, R (1, 7) OBP: 0.233, SLG: 0.148		x 0-0 ③ F7		S S S 0-3 ③ K			x 0-0 ① F8	x 0-0 ② F9		4	0	0	0	0	1	4
Chris Speier, R (1, 6) OBP: 0.299, SLG: 0.372			x 0-0 ① F5		x 0-0 1B		x 0-0 1B	x 0-0 ③ 5-3		4	0	2	0	0	0	1
Dennis Eckersley, R (1, 1) OBP: 0.235, SLG: 0.103			B B B B 4-0 FC5-4 BB		S S S 0-3 ① K		S S S 0-3 ② K		x 0-0 ① F5	1	0	0	0	1	1	1
Brian Dayett, R (7, PH) OBP: 0.273, SLG: 0.381										1	0	0	0	0	1	1
George Frazier, R (7, 1)										0	0	0	0	0	0	0
Thad Bosley, L (9, PH) OBP: 0.327, SLG: 0.333										1	0	0	0	0	0	0
Lee Smith, R (9, 1)										0	0	0	0	0	0	0
Inning Stats	R: 0 E: 0 K: 0 S: 2 H: 0 LOB: 0 BB: 1 P: 6	R: 0 E: 0 K: 1 S: 6 H: 1 LOB: 1 BB: 0 P: 6	R: 0 E: 0 K: 0 S: 3 H: 0 LOB: 1 BB: 1 P: 7	R: 0 E: 0 K: 1 S: 6 H: 1 LOB: 2 BB: 1 P: 10	R: 0 E: 0 K: 1 S: 6 H: 1 LOB: 1 BB: 0 P: 6	R: 1 E: 0 K: 1 S: 6 H: 1 LOB: 0 BB: 0 P: 6	R: 0 E: 0 K: 1 S: 6 H: 1 LOB: 1 BB: 0 P: 6	R: 4 E: 0 K: 0 S: 4 H: 1 LOB: 1 BB: 3 P: 16	R: 0 E: 0 K: 0 S: 3 H: 0 LOB: 0 BB: 0 P: 3	1B: 3 2B: 1 3B: 0 HR: 2 SF: 0 SAC: 0 DP: 1 HBP: 0						

	AB	32
	R	5
	H	6
	RBI	5
	BB	6
	SO	5
	LOB	18

WP: 0 PB: 0 SB: 0 CS: 0 PA: 38

PITCHER		IP	WLS	BF	H	R	ER	SO	BB	IBB	HBP	BLK	WP	HR	S	P	ERA	WHIP
Mickey Mahler, L ERA: 0.93	(1, 1)	7.1		30	5	2	2	5	4	0	0	0	0	1	36	52	2.46	1.227
Randy St. Claire, R ERA: 2.53	(8, 1)	0.0	L	2	0	0	0	0	2	0	0	0	0	0	0	8	∞	∞
Gary Lucas, L ERA: 3.48	(8, 1)	1.2		6	1	3	3	0	0	0	0	0	0	1	6	6	16.20	0.600

PITCHER		IP	WLS	BF	H	R	ER	SO	BB	IBB	HBP	BLK	WP	HR	S	P	ERA	WHIP

Batter	1	2	3	4	5	6	7	8	9	AB	R	H	RBI	BB	SO	LOB
Tim Raines, S (1, 7) OBP: 0.355, SLG: 0.400	F3		3B 1B (1-2)		1-3			F7		4	1	1	0	0	0	0
Vance Law, R (1, 4) OBP: 0.326, SLG: 0.305	K (S S S)		1-H 2-H 3B		F9			BB (B B B B) FC6-4		3	0	1	2	1	1	0
Andre Dawson, R (1, 9) OBP: 0.304, SLG: 0.451	6-3		F7			6-3		FC6-4 (1-2f)		4	0	0	0	0	0	2
Dan Driessen, L (1, 3) OBP: 0.333, SLG: 0.401		K (S S S)		F8 1B FC6-4 1B		F4		5-3		4	1	1	0	0	1	1
Hubie Brooks, R (1, 6) OBP: 0.311, SLG: 0.392		F8		FC6-4 (1-2) 1B		1-3			K (S S S)	4	0	1	0	0	1	0
Tim Wallach, R (1, 5) OBP: 0.311, SLG: 0.414		F4		F8 (2-3)			PB BB (B B B B)		FC4-6 1B	3	0	1	0	1	0	2
Herm Winningham, L (1, 8) OBP: 0.342, SLG: 0.359			4-3	FC6-4 (1-2f 3-H)			K (S S S)		K (S S S)	4	0	0	1	0	2	3
Mike Fitzgerald, R (1, 2) OBP: 0.311, SLG: 0.219			6-3	F3			K (S S S)		FC4-6 (1-2f)	3	0	0	0	0	1	2
Jim Wohlford, R (9, PH) OBP: 0.260, SLG: 0.271										1	0	0	0	0	0	1
Mickey Mahler, S (1, 1) OBP: 0.286, SLG: 0.286			1B 3B 1B		F6		K (S S S) (1-2)			3	1	1	0	0	1	1
Randy St. Claire, R (8, 1) OBP: 1.000, SLG: 1.000										0	0	0	0	0	0	0
Gary Lucas, L (8, 1)										0	0	0	0	0	0	0
Inning Stats	R: 0 E: 0 K: 1 S: 5 H: 0 LOB: 0 BB: 0 P: 5	R: 0 E: 0 K: 1 S: 5 H: 0 LOB: 0 BB: 0 P: 5	R: 2 E: 0 K: 0 S: 6 H: 3 LOB: 1 BB: 0 P: 6	R: 1 E: 0 K: 0 S: 5 H: 2 LOB: 1 BB: 0 P: 5	R: 0 E: 0 K: 0 S: 3 H: 0 LOB: 0 BB: 0 P: 3	R: 0 E: 0 K: 0 S: 3 H: 0 LOB: 0 BB: 0 P: 3	R: 0 E: 0 K: 3 S: 9 H: 0 LOB: 1 BB: 1 P: 13	R: 0 E: 1 K: 0 S: 3 H: 0 LOB: 1 BB: 1 P: 7	R: 0 E: 0 K: 2 S: 8 H: 1 LOB: 1 BB: 0 P: 8	1B: 5 2B: 0 3B: 1 HR: 0 SF: 0 SAC: 0 DP: 0 HBP: 0							

PITCHER		IP	WLS	BF	H	R	ER	SO	BB	IBB	HBP	BLK	WP	HR	S	P	ERA	WHIP
Dennis Eckersley, R ERA: 2.57	(1, 1)	6.0		23	5	3	3	2	0	0	0	0	0	0	27	27	4.50	0.833
George Frazier, R ERA: 7.85	(7, 1)	2.0	W	8	0	0	0	3	2	0	0	0	0	0	12	20	0.00	1.000
Lee Smith, R ERA: 2.45	(9, 1)	1.0	S	4	1	0	0	2	0	0	0	0	0	0	8	8	0.00	1.000

PITCHER	IP	WLS	BF	H	R	ER	SO	BB	IBB	HBP	BLK	WP	HR	S	P	ERA	WHIP

BOTTOM

Chicago Cubs @ Montreal Expos

Olympic Stadium, Montreal, QB

Tue Jun 11 1985, 7:05 PM EDT

Att. 28,303 - Unknown

livebaseballscorecards.com

AB	33
R	3
H	6
RBI	3
BB	2
SO	7
LOB	12

Batter	1	2	3	4	5	6	7	8	9	AB	R	H	RBI	BB	SO	LOB
Thad Bosley, L (1, 7) (7, 8) OBP: 0.333, SLG: 0.326	4-3		BB 23 CS		3-1		1B 23 HBP 1-2		K	4	0	1	0	1	1	1
23 Ryne Sandberg, R (1, 4) OBP: 0.295, SLG: 0.402	K		K 1-2		5-3		HBP 1-2 2-3			3	0	0	0	0	2	1
Davey Lopes, R (1, 8) OBP: 0.425, SLG: 0.439	1B S			BB 1B S		4-3	F2			3	0	1	0	1	0	3
Lary Sorensen, R (7, 1)										0	0	0	0	0	0	0
Keith Moreland, R (1, 9) OBP: 0.375, SLG: 0.398	6-3 1-2			BB 1B 1-2		5-3		5-3		3	0	0	0	1	0	1
Leon Durham, L (1, 3) OBP: 0.320, SLG: 0.429		K		K		1B		G3		4	0	1	0	0	2	2
Jody Davis, R (1, 2) OBP: 0.332, SLG: 0.443		4-3		K		F9		4-3		4	0	0	0	0	1	3
Ron Cey, R (1, 5) OBP: 0.332, SLG: 0.473		BB		1B 1-2 2-3			BB 23 HBP 1B		1B	2	0	2	0	2	0	0
Chris Speier, R (1, 6) OBP: 0.289, SLG: 0.358		K		F8			K		F6	3	0	0	0	0	2	5
Chico Walker, S (9, PH)										1	0	0	0	0	0	1
Rick Sutcliffe, L (1, 1) OBP: 0.250, SLG: 0.308			K		G3		F8		F9	2	0	0	0	0	1	0
Richie Hebner, L (7, PH) (7, 7) OBP: 0.308, SLG: 0.314										2	0	0	0	0	0	2
Inning Stats	R: 0 E: 0 K: 1 S: 6 H: 1 LOB: 1 BB: 0 P: 6	R: 0 E: 0 K: 2 S: 7 H: 0 LOB: 1 BB: 1 P: 11	R: 0 E: 0 K: 2 S: 6 H: 0 LOB: 1 BB: 1 P: 10	R: 0 E: 0 K: 2 S: 8 H: 1 LOB: 3 BB: 2 P: 16	R: 0 E: 0 K: 0 S: 3 H: 0 LOB: 0 BB: 0 P: 3	R: 0 E: 0 K: 0 S: 4 H: 1 LOB: 1 BB: 0 P: 4	R: 0 E: 0 K: 1 S: 6 H: 1 LOB: 3 BB: 1 P: 11	R: 0 E: 0 K: 0 S: 3 H: 0 LOB: 0 BB: 0 P: 3	R: 0 E: 0 K: 1 S: 6 H: 1 LOB: 1 BB: 0 P: 6	1B: 5 2B: 1 3B: 0 HR: 0	SF: 0 SAC: 0 DP: 1 HBP: 1						

TOP

Chicago Cubs @ Montreal Expos

Olympic Stadium, Montreal, QB

Wed Jun 12 1985, 7:05 PM EDT

Att. 10,378 - Unknown

livebaseballscorecards.com

AB	31
R	0
H	5
RBI	0
BB	5
SO	9
LOB	19

WP: 0 PB: 0 SB: 2 CS: 1 PA: 37

PITCHER		IP	WLS	BF	H	R	ER	SO	BB	IBB	HBP	BLK	WP	HR	S	P	ERA	WHIP
David Palmer, R ERA: 2.41	(1, 1)	6.2	W	29	4	0	0	8	5	0	1	0	0	0	39	60	0.00	1.350
Tim Burke, R ERA: 2.06	(7, 1)	1.1		5	1	0	0	0	0	0	0	0	0	0	5	5	0.00	0.750
Jeff Reardon, R ERA: 1.45	(9, 1)	1.0	S	3	0	0	0	1	0	0	0	0	0	0	5	5	0.00	0.000

PITCHER	IP	WLS	BF	H	R	ER	SO	BB	IBB	HBP	BLK	WP	HR	S	P	ERA	WHIP

Chicago Cubs @ Montreal Expos

Olympic Stadium, Montreal, QB

Wed Jun 12 1985, 7:05 PM EDT

Att. 10,378 - Unknown

BOTTOM

livebaseballscorecards.com

Batter	1	2	3	4	5	6	7	8	9	AB	R	H	RBI	BB	SO	LOB
Tim Raines, S (1, 7) OBP: 0.357, SLG: 0.407	WP SF9 2B		6-3		3-1		E 1B			4	1	2	0	0	0	0
Vance Law, R (1, 4) OBP: 0.325, SLG: 0.305	SF9 2-H		1-3		1B		5-3 1-3			3	0	1	1	0	0	1
Andre Dawson, R (1, 9) OBP: 0.299, SLG: 0.442	5-3		1-3		K			K		4	0	0	0	0	2	1
Dan Driessen, L (1, 3) OBP: 0.326, SLG: 0.392	1-3			F9	F4			3-1		4	0	0	0	0	0	1
Hubie Brooks, R (1, 6) OBP: 0.310, SLG: 0.386		F9		K		1-3		FC5-4 HBP		3	0	0	0	0	1	0
Tim Wallach, R (1, 5) OBP: 0.314, SLG: 0.421		1B 1B		1B 2B		5-3		FC5-4 1-2f		4	1	2	0	0	0	1
Herm Winningham, L (1, 8) OBP: 0.349, SLG: 0.366		1-2 1B		S 2-H 1B		K				3	0	2	1	0	1	0
Mike Fitzgerald, R (1, 2) OBP: 0.311, SLG: 0.216		F4		1-2 IBB			F8			2	0	0	0	1	0	2
David Palmer, R (1, 1) OBP: 0.143, SLG: 0.190		6-3		F3			6-3			2	0	0	0	0	0	4
Tim Burke, R (7, 1)										1	0	0	0	0	0	0
Jeff Reardon, R (9, 1) OBP: 0.250, SLG: 0.250										0	0	0	0	0	0	0

	AB	30
	R	2
	H	7
	RBI	2
	BB	1
	SO	4
	LOB	10

Inning Stats	1	2	3	4	5	6	7	8	9
	R: 1 E: 0 K: 0 S: 4	H: 1 LOB: 0 BB: 0 P: 4	R: 0 E: 0 K: 0 S: 5	H: 2 LOB: 2 BB: 0 P: 5	R: 0 E: 0 K: 0 S: 3	H: 0 LOB: 0 BB: 0 P: 3	R: 1 E: 0 K: 1 S: 7	H: 2 LOB: 2 BB: 1 P: 11	R: 0 E: 0 K: 1 S: 6	H: 1 LOB: 1 BB: 0 P: 6	R: 0 E: 0 K: 1 S: 5	H: 0 LOB: 0 BB: 0 P: 5	R: 0 E: 1 K: 0 S: 4	H: 1 LOB: 1 BB: 0 P: 4	R: 0 E: 0 K: 1 S: 5	H: 0 LOB: 1 BB: 0 P: 6			

	1B: 5	SF: 1
	2B: 2	SAC: 0
	3B: 0	DP: 0
	HR: 0	HBP: 1

	WP: 1	PA: 33
	PB: 0	
	SB: 1	
	CS: 0	

PITCHER		IP	WLS	BF	H	R	ER	SO	BB	IBB	HBP	BLK	WP	HR	S	P	ERA	WHIP
Rick Sutcliffe, R ERA: 2.11	(1, 1)	6.0	L	25	6	2	2	3	0	1	0	0	1	0	30	34	3.00	1.000
Lary Sorensen, R ERA: 5.65	(7, 1)	2.0		8	1	0	0	1	0	0	1	0	0	0	9	10	0.00	0.500

PITCHER	IP	WLS	BF	H	R	ER	SO	BB	IBB	HBP	BLK	WP	HR	S	P	ERA	WHIP

Batter	1	2	3	4	5	6	7	8	9	AB	R	H	RBI	BB	SO	LOB
Davey Lopes, R (1, 8) OBP: 0.439, SLG: 0.459	23 4-3 1B 2B	23 BB 2-H 1B		K			23 FC6-4 1B		BBBB E S 2B BB	4	2	3	1	1	1	1
23 Ryne Sandberg, R (1, 4) OBP: 0.292, SLG: 0.394	4-3 2-3	BBBB 1-2 BB			5-3		FC6-4 S 1-2f		F4	4	0	0	0	1	0	3
Keith Moreland, R (1, 9) OBP: 0.371, SLG: 0.393	1B S 5-3 3-H 1B	F9			F7		K 1-2		K 1-3	5	1	1	1	0	2	4
Leon Durham, L (1, 3) OBP: 0.322, SLG: 0.434	5-3 1-3 1B		4-3		3-1			F7	3-H 2B	5	0	2	1	0	0	0
Jody Davis, R (1, 2) OBP: 0.333, SLG: 0.439	5-3 1-2 3-H		6-3			BBBB BB		1B BB 2B 1B	K	4	1	1	1	1	1	2
Ron Cey, R (1, 5) OBP: 0.330, SLG: 0.465	6-3		K			F6		BBBB 1B 1-2 2B BB		3	1	0	0	1	1	2
Thad Bosley, L (1, 7) OBP: 0.345, SLG: 0.340		SH5-4 1B 1B		G3		K		1-2 2-3 2B 1B		4	2	2	0	0	1	1
Larry Bowa, S (1, 6) OBP: 0.217, SLG: 0.235		F8		6-3		6-3		4-6 1-H 2-H 3-H 2B		3	0	0	0	0	0	2
Richie Hebner, L (8, PH) OBP: 0.325, SLG: 0.361										1	0	1	3	0	0	0
Lary Sorensen, R (8, 1)										0	0	0	0	0	0	0
Steve Trout, L (1, 1) OBP: 0.136, SLG: 0.100										1	0	1	0	0	0	0
George Frazier, R (5, 1)										0	0	0	0	0	0	0
Chico Walker, S (7, PH)										1	0	0	0	0	0	0
Warren Brusstar, R (7, 1)										0	0	0	0	0	0	0
Chris Speier, R (8, PH) OBP: 0.286, SLG: 0.354		SH5-4 1-2		2B			F8	4-6 2-3f		1	0	0	0	0	0	1
(8, 6)																
Inning Stats	R: 2 E: 0 K: 0 S: 6 H: 3 LOB: 1 BB: 0 P: 6	R: 1 E: 0 K: 0 S: 5 H: 2 LOB: 2 BB: 1 P: 9	R: 0 E: 0 K: 1 S: 5 H: 0 LOB: 0 BB: 0 P: 5	R: 0 E: 0 K: 1 S: 6 H: 1 LOB: 1 BB: 0 P: 6	R: 0 E: 0 K: 0 S: 3 H: 0 LOB: 0 BB: 0 P: 3	R: 0 E: 0 K: 1 S: 5 H: 0 LOB: 1 BB: 1 P: 9	R: 0 E: 0 K: 1 S: 6 H: 1 LOB: 1 BB: 0 P: 6	R: 3 E: 0 K: 0 S: 5 H: 3 LOB: 0 BB: 1 P: 9	R: 1 E: 0 K: 2 S: 8 H: 1 LOB: 1 BB: 1 P: 12							

PITCHER		IP	WLS	BF	H	R	ER	SO	BB	IBB	HBP	BLK	WP	HR	S	P	ERA	WHIP
Bryn Smith, R ERA: 3.45	(1, 1)	7.1	W	33	8	5	5	4	3	0	0	0	0	0	38	50	6.14	1.500
Randy St. Claire, R ERA: 3.38	(8, 1)	0.0		2	2	1	1	0	0	0	0	0	0	0	2	2	∞	∞
Tim Burke, R ERA: 2.23	(8, 1)	1.1		5	1	1	1	1	1	0	0	0	0	0	6	10	6.75	1.500
Jeff Reardon, R ERA: 1.44	(9, 1)	0.1	S	1	0	0	0	1	0	0	0	0	0	0	3	3	0.00	0.000

PITCHER	IP	WLS	BF	H	R	ER	SO	BB	IBB	HBP	BLK	WP	HR	S	P	ERA	WHIP

TOP

Chicago Cubs @ Montreal Expos

Olympic Stadium, Montreal, QB

Thu Jun 13 1985, 7:05 PM EDT

Att. 14,210 - Unknown

livebaseballscorecards.com

AB	36
R	7
H	11
RBI	7
BB	4
SO	6
LOB	16

1B: 7	SF: 0	WP: 0	PA: 41
2B: 5	SAC: 1	PB: 0	
3B: 0	DP: 1	SB: 3	
HR: 0	HBP: 0	CS: 0	

BOTTOM

Batter	1	2	3	4	5	6	7	8	9	AB	R	H	RBI	BB	SO	LOB
Tim Raines, S (1, 7) OBP: 0.362, SLG: 0.417	6-3		4-3		FC4 BB 1-2 1B 1B	F8 1B 2B	K			5	2	3	0	0	1	2
Vance Law, R (1, 4) OBP: 0.332, SLG: 0.316	1B		F9		BB 1-2 2-3 FC4 BB	F8 2-3	1B 1-3 2-H 2B			4	0	2	1	1	0	2
Andre Dawson, R (1, 9) OBP: 0.301, SLG: 0.438	K		4-3 1-2		FC4 1B 1-2f 2-3 3-H 1B	1B 3-H 1B	1B IBB			4	1	1	2	1	1	4
Hubie Brooks, R (1, 6) OBP: 0.312, SLG: 0.387	F9		K		1B BB 1-3 3-H 1B	K	FC6-4 1-2 2-3 3-H 1B			5	0	2	2	0	2	3
Tim Wallach, R (1, 5) OBP: 0.321, SLG: 0.429		S BB FC6-4 BB	E4	1B 1-2 BB	3B FC6-4 1-2f					3	2	1	0	2	0	3
Terry Francona, L (1, 3) OBP: 0.338, SLG: 0.375	FC6-4 S 1-2 CS BB	K		1-2 2-3 3-H 1B	E 3-H 1B 1B	4-3				4	1	2	2	1	1	1
Herm Winningham, L (1, 8) OBP: 0.351, SLG: 0.362	FC6-4 1-2 2-3 BB	K	F5		E4 1B 1-3 2B	G6-4-3 1B				4	1	1	0	1	1	5
Sal Butera, R (1, 2) OBP: 0.250, SLG: 0.216 Dan Driessen, L (5, PH) OBP: 0.325, SLG: 0.390 Mike Fitzgerald, R (6, 2) OBP: 0.313, SLG: 0.220	FC6-4 CS 1-2f 2-3 3-H	F7	F4		2B 1-2 3-H 1B	G6-4-3 1-2f				2 1 2	0 0 1	0 0 1	1 0 1	0 0 0	0 0 1	3 3 1
Bryn Smith, R (1, 1) OBP: 0.269, SLG: 0.280 Randy St. Claire, R (8, 1) OBP: 1.000, SLG: 1.000 Tim Burke, R (8, 1) Jeff Reardon, R (9, 1) OBP: 0.250, SLG: 0.250	1-3 1-2 3-H				BB 1B FC4 1B	K	K			4 0 0 0	1 0 0 0	1 0 0 0	0 0 0 0	0 0 0 0	2 0 0 0	4 0 0 0
Inning Stats	R: 0 E: 0 K: 1 S: 6 H: 1 LOB: 1 BB: 0 P: 6	R: 1 E: 0 K: 0 S: 2 H: 0 LOB: 1 BB: 3 P: 14	R: 0 E: 0 K: 1 S: 6 H: 1 LOB: 1 BB: 0 P: 6	R: 0 E: 1 K: 2 S: 8 H: 0 LOB: 1 BB: 0 P: 8	R: 3 E: 0 K: 0 S: 7 H: 4 LOB: 3 BB: 2 P: 15	R: 1 E: 0 K: 2 S: 9 H: 2 LOB: 1 BB: 0 P: 9	R: 4 E: 1 K: 2 S: 13 H: 5 LOB: 3 BB: 1 P: 17	R: 0 E: 0 K: 0 S: 3 H: 1 LOB: 0 BB: 0 P: 3		1B: 11 2B: 2 3B: 1 HR: 0 SF: 0 SAC: 0 DP: 1 HBP: 0					WP: 0 PB: 0 SB: 2 CS: 2	PA: 44

PITCHER		IP	WLS	BF	H	R	ER	SO	BB	IBB	HBP	BLK	WP	HR	S	P	ERA	WHIP
Steve Trout, L ERA: 2.23	(1, 1)	4.1	L	22	5	4	4	4	4	0	0	0	0	0	26	42	8.31	2.077
George Frazier, R ERA: 7.65	(5, 1)	1.2		9	3	1	1	2	1	0	0	0	0	0	12	16	5.40	2.400
Warren Brusstar, R ERA: 3.72	(7, 1)	1.0		10	5	4	1	2	0	1	0	0	0	0	13	17	9.00	5.000
Lary Sorensen, R ERA: 5.28	(8, 1)	1.0		3	1	0	0	0	0	0	0	0	0	0	3	3	0.00	1.000

PITCHER	IP	WLS	BF	H	R	ER	SO	BB	IBB	HBP	BLK	WP	HR	S	P	ERA	WHIP

Chicago Cubs @ Montreal Expos

Olympic Stadium, Montreal, QB

Thu Jun 13 1985, 7:05 PM EDT

Att. 14,210 - Unknown

livebaseballscorecards.com

AB	38
R	9
H	14
RBI	9
BB	6
SO	8
LOB	31

Batter	1	2	3	4	5	6	7	8	9	AB	R	H	RBI	BB	SO	LOB
Mookie Wilson, S (1, 8) OBP: 0.301, SLG: 0.368	4-3		F9		S 1B		F9 2B	K 2-3		5	0	2	0	0	1	1
Kelvin Chapman, R (1, 4) OBP: 0.212, SLG: 0.174	5-3		BB		K 1-2		F9 2-3		4-3	4	0	0	0	1	1	2
Keith Hernandez, L (1, 3) OBP: 0.383, SLG: 0.404	K2-3		4-3			1B 1B 1B BB	1-3		G3	4	1	0	0	1	1	2
Gary Carter, R (1, 2) OBP: 0.376, SLG: 0.437		BB 1B		WP BLK 1B		1B 1B SF8 1-2 1B	S IBB		BB	3	1	3	0	2	0	0
John Christensen, R (1, 9) OBP: 0.318, SLG: 0.324		BB 1-2	K 1-3			SF8 1B 1-2 2-3 1B	5-3 1-2		4-3	4	1	1	0	1	1	4
Danny Heep, L (1, 7) OBP: 0.347, SLG: 0.462		K	4-3			1B 1-2 2-3 3-H 1B		1-3		4	0	1	1	0	1	3
Ray Knight, R (1, 5) OBP: 0.204, SLG: 0.286		K	6-3			SF8 2-3 3-H		K		3	0	0	1	0	2	3
Rafael Santana, R (1, 6) OBP: 0.286, SLG: 0.300		L6			F8	G6-4-3 1-3 3-H 1B		1B E 1B		4	1	2	1	0	0	2
Dwight Gooden, R (1, 1) OBP: 0.282, SLG: 0.222			6-3		5-3	G6-4-3 1-2f		E5 WP 1-H 1B		4	0	1	0	0	0	2
Doug Sisk, R (9, 1)										0	0	0	0	0	0	0
Calvin Schiraldi, R (9, 1) OBP: 0.125, SLG: 0.125										0	0	0	0	0	0	0
Jesse Orosco, R (9, 1) OBP: 0.500, SLG: 0.500										0	0	0	0	0	0	0
Inning Stats	R: 0 E: 0 K: 1 S: 5 H: 0 LOB: 0 BB: 0 P: 5	R: 0 E: 0 K: 2 S: 8 H: 1 LOB: 2 BB: 1 P: 12	R: 0 E: 0 K: 0 S: 3 H: 0 LOB: 1 BB: 1 P: 7	R: 0 E: 0 K: 1 S: 6 H: 1 LOB: 1 BB: 0 P: 6	R: 0 E: 0 K: 1 S: 6 H: 1 LOB: 1 BB: 0 P: 6	R: 3 E: 0 K: 0 S: 6 H: 4 LOB: 1 BB: 1 P: 10	R: 0 E: 0 K: 0 S: 4 H: 1 LOB: 2 BB: 1 P: 8	R: 1 E: 1 K: 2 S: 9 H: 2 LOB: 1 BB: 0 P: 9	R: 0 E: 0 K: 0 S: 3 H: 0 LOB: 1 BB: 1 P: 7	1B: 9 2B: 1 3B: 0 HR: 0 SF: 1 SAC: 0 DP: 1 HBP: 0						

PITCHER		IP	WLS	BF	H	R	ER	SO	BB	IBB	HBP	BLK	WP	HR	S	P	ERA	WHIP
Joe Hesketh, L ERA: 2.36	(1, 1)	7.0		32	8	3	3	5	3	1	0	1	1	0	38	54	3.86	1.571
Gary Lucas, L ERA: 2.92	(8, 1)	2.0	W	9	2	1	0	2	1	0	0	0	1	0	12	16	0.00	1.500

PITCHER	IP	WLS	BF	H	R	ER	SO	BB	IBB	HBP	BLK	WP	HR	S	P	ERA	WHIP

TOP

New York Mets @ Montreal Expos

Olympic Stadium, Montreal, QB

Fri Jun 14 1985, 7:05 PM EDT

Att. 35,422 - Unknown

livebaseballscorecards.com

AB	35
R	4
H	10
RBI	3
BB	5
SO	7
LOB	19

Batter	1	2	3	4	5	6	7	8	9	AB	R	H	RBI	BB	SO	LOB
Tim Raines, S (1, 7) OBP: 0.372, SLG: 0.417	BBBB 4-0 S BB		x 0-0 ③ 3-1			BBBB 4-0 1B BB 1B BB	x 0-0 S 1B		BBBB 4-0 G1-4-3 1B 1-2 1B BB	2	2	1	0	3	0	0
Vance Law, R (1, 4) OBP: 0.343, SLG: 0.339	SSS 0-3 ① K 1-2			x 0-0 HR		BBBB 4-0 1B 1-2 1B BB	BBBB 4-0 1-2 BB		x 0-0 G1-4-3 1-2 2-H 1B	3	2	2	2	2	1	1
Andre Dawson, R (1, 9) OBP: 0.299, SLG: 0.432	x 0-0 ② F7			x 0-0 ① F8		x 0-0 1B FC3-2 1-2 2-3 1B	SSS 0-3 ② K		x 0-0 ① ② G1-4-3 1-2f 2-3	5	0	1	0	0	1	5
Dan Driessen, L (1, 3) OBP: 0.327, SLG: 0.390	x 0-0 ③ F8			x 0-0 ② F5		x 0-0 FC3-2 HBP 1-3 2-H 3-H 1B	SSS 0-3 ③ K		x 0-0 3-H 1B	5	0	2	3	0	1	3
Hubie Brooks, R (1, 6) OBP: 0.315, SLG: 0.386		x 0-0 ① L3		x 0-0 ③ F9		H 1-0 FC3-2 1-2 HBP		x 0-0 S 1B		3	0	1	0	0	0	0
Tim Wallach, R (1, 5) OBP: 0.319, SLG: 0.425		SSS 0-3 ② K			x 0-0 1B	x 0-0 ① F2		SSS 0-3 ① K 1-2		4	0	1	0	0	2	4
Herm Winningham, L (1, 8) OBP: 0.342, SLG: 0.352		x 0-0 ③ 5-3			x 0-0 ① F7	x 0-0 ② FC3-2 1-2 2-3 3-Hf		SSS 0-3 ② K		4	0	0	0	0	1	5
Mike Fitzgerald, R (1, 2) OBP: 0.308, SLG: 0.215 Terry Francona, L (8, PH) OBP: 0.333, SLG: 0.369 Sal Butera, R (9, 2) OBP: 0.250, SLG: 0.216			SSS 0-3 ① K		x 0-0 ② F4	SSS 0-3 ③ K		x 0-0 ③ G3		3 1 0	0 0 0	0 0 0	0 0 0	0 0 0	2 0 0	4 1 0
Joe Hesketh, R (1, 1) OBP: 0.167, SLG: 0.130 Miguel Dilone, S (7, PH) OBP: 0.250, SLG: 0.245 Gary Lucas, L (8, 1) Jim Wohlford, R (9, PH) OBP: 0.269, SLG: 0.271 Al Newman, S (9, PR)			SSS 0-3 ② K		SSS 0-3 ③ K		SSS 0-3 ① K		BBBB 4-0 BB 1B BB	2 1 0 0 0	0 0 0 0 1	0 0 0 0 0	0 0 0 0 0	0 0 0 1 0	2 1 0 0 0	1 0 0 0 0
Inning Stats	R: 0 E: 0 K: 1 S: 5 H: 0 LOB: 1 BB: 1 P: 9	R: 0 E: 0 K: 1 S: 5 H: 0 LOB: 0 BB: 0 P: 5	R: 0 E: 0 K: 2 S: 7 H: 0 LOB: 0 BB: 0 P: 7	R: 1 E: 0 K: 0 S: 4 H: 1 LOB: 0 BB: 0 P: 4	R: 0 E: 0 K: 1 S: 6 H: 1 LOB: 1 BB: 0 P: 6	R: 2 E: 0 K: 3 S: 7 H: 2 LOB: 3 BB: 2 P: 16	R: 0 E: 0 K: 3 S: 10 H: 1 LOB: 2 BB: 1 P: 14	R: 0 E: 0 K: 2 S: 8 H: 1 LOB: 1 BB: 0 P: 8	R: 2 E: 0 K: 0 S: 3 H: 2 LOB: 1 BB: 2 P: 11	1B: 7 2B: 0 3B: 0 HR: 1	SF: 0 SAC: 0 DP: 1 HBP: 1						

PITCHER		IP	WLS	BF	H	R	ER	SO	BB	IBB	HBP	BLK	WP	HR	S	P	ERA	WHIP
Dwight Gooden, R ERA: 1.79	(1, 1)	8.0		35	6	3	3	11	4	0	1	0	0	1	52	69	3.38	1.250
Doug Sisk, R ERA: 7.68	(9, 1)	0.0	L	2	0	2	2	0	2	0	0	0	0	0	0	8	∞	∞
Calvin Schiraldi, R ERA: 9.51	(9, 1)	0.2		2	1	0	0	0	0	0	0	0	0	0	2	2	0.00	1.500
Jesse Orosco, L ERA: 2.73	(9, 1)	0.0		1	1	0	0	0	0	0	0	0	0	0	1	1	∞	∞

PITCHER	IP	WLS	BF	H	R	ER	SO	BB	IBB	HBP	BLK	WP	HR	S	P	ERA	WHIP

BOTTOM

New York Mets @ Montreal Expos

Olympic Stadium, Montreal, QB

Fri Jun 14 1985, 7:05 PM EDT

Att. 35,422 - Unknown

livebaseballscorecards.com

AB	33
R	5
H	8
RBI	5
BB	6
SO	11
LOB	24

WP: 0 PB: 0 SB: 3 CS: 0 PA: 40

Batter	1	2	3	4	5	6	7	8	9	AB	R	H	RBI	BB	SO	LOB
Mookie Wilson, S (1, 8) OBP: 0.300, SLG: 0.365	6-3		FC6-4 1B		F8			4-3		4	0	1	0	0	0	0
Kelvin Chapman, R (1, 4) OBP: 0.204, SLG: 0.167	F9		FC6-4 S E 1-2f		F9			6-3		4	1	0	0	0	0	1
Keith Hernandez, L (1, 3) OBP: 0.381, SLG: 0.401	4-3		5-3 1-H			F7			G5-4-3 1B	4	0	1	0	0	0	0
Gary Carter, R (1, 2) OBP: 0.374, SLG: 0.433		G5-4-3 BB 1B 1B	F4			F7			G5-4-3 1-2f	4	1	1	0	0	0	1
George Foster, R (1, 7) OBP: 0.274, SLG: 0.421		B B B B G5-4-3 1-2 BB		6-3		S S S K			S S S K	3	0	0	0	1	2	0
John Christensen, R (1, 9) OBP: 0.330, SLG: 0.329		G5-4-3 1-2f 2-3		B B B B FC5-4 BB			G6-4-3 1B			2	0	1	0	1	0	2
Ray Knight, R (1, 5) OBP: 0.207, SLG: 0.287		1B 3-H 1B		F7			G6-4-3 1-2f			3	0	1	1	0	0	2
Rafael Santana, R (1, 6) OBP: 0.287, SLG: 0.301		1-3 1B		FC5-4 1-2f			F8			3	0	1	0	0	0	1
Sid Fernandez, L (1, 1) OBP: 0.214, SLG: 0.214		S S S K			S S S K			4-3		3	0	0	0	0	2	2

TOP

New York Mets @ Montreal Expos

Olympic Stadium, Montreal, QB

Sat Jun 15 1985, 7:05 PM EDT

Att. 33,219 - Unknown

livebaseballscorecards.com

AB	30
R	2
H	6
RBI	1
BB	2
SO	4
LOB	9

Inning Stats	1	2	3	4	5	6	7	8	9
	R: 0 E: 0 K: 0 S: 3	H: 0 LOB: 0 BB: 0 P: 3	R: 1 E: 0 K: 1 S: 7	H: 3 LOB: 2 BB: 1 P: 11	R: 1 E: 1 K: 0 S: 4	H: 1 LOB: 0 BB: 0 P: 4	R: 0 E: 0 K: 0 S: 3	H: 0 LOB: 1 BB: 1 P: 7	R: 0 E: 0 K: 1 S: 5	H: 0 LOB: 0 BB: 0 P: 5	R: 0 E: 0 K: 1 S: 5	H: 0 LOB: 0 BB: 0 P: 5	R: 0 E: 0 K: 0 S: 3	H: 1 LOB: 0 BB: 0 P: 3	R: 0 E: 0 K: 0 S: 3	H: 0 LOB: 0 BB: 0 P: 3	R: 0 E: 0 K: 1 S: 5	H: 1 LOB: 0 BB: 0 P: 5

| | | |

New York Mets @ Montreal Expos

Olympic Stadium, Montreal, QB

Sat Jun 15 1985, 7:05 PM EDT

Att. 33,219 - Unknown

livebaseballscorecards.com

BOTTOM

Batter	1	2	3	4	5	6	7	8	9	AB	R	H	RBI	BB	SO	LOB
Tim Raines, S (1, 7) OBP: 0.370, SLG: 0.414	K			CS 1B		F3			F8	4	0	1	0	0	1	1
Vance Law, R (1, 4) OBP: 0.341, SLG: 0.354	K			1-2 HR		1-3			5-3	4	1	1	1	0	1	1
Andre Dawson, R (1, 8) (9, 9) OBP: 0.298, SLG: 0.433	F8			K			4-3		1B 2B	4	1	1	0	0	1	0
Hubie Brooks, R (1, 6) OBP: 0.314, SLG: 0.384		4-3		K			4-3		2-H 1B	4	0	1	1	0	1	0
Tim Wallach, R (1, 5) OBP: 0.320, SLG: 0.429		5-3			PB L5 2B		F3			3	0	1	0	0	0	0
Dan Driessen, L (1, 3) OBP: 0.327, SLG: 0.406		K			F8 2-3			HR		3	1	1	1	0	1	1
Jim Wohlford, R (1, 9) OBP: 0.259, SLG: 0.260			4-3		L5 3-H			F8		3	0	0	0	0	0	1
Herm Winningham, L (9, 8) OBP: 0.342, SLG: 0.352										0	0	0	0	0	0	0
Mike Fitzgerald, R (1, 2) OBP: 0.302, SLG: 0.211			G3			K		F8		3	0	0	0	0	1	0
Dan Schatzeder, L (1, 1) OBP: 0.235, SLG: 0.438			K			2B		K		2	0	1	0	0	1	0
Steve Nicosia, R (8, PH) OBP: 0.143, SLG: 0.077										1	0	0	0	0	1	0
Tim Burke, R (9, 1)										0	0	0	0	0	0	0

	AB	31
	R	3
	H	7
	RBI	3
	BB	0
	SO	8
	LOB	4

Inning Stats										
	R: 0 E: 0 K: 2 S: 7	H: 0 LOB: 0 BB: 0 P: 7	R: 0 E: 0 K: 1 S: 5	H: 0 LOB: 0 BB: 0 P: 5	R: 0 E: 0 K: 1 S: 5	H: 0 LOB: 0 BB: 0 P: 5	R: 1 E: 0 K: 2 S: 8	H: 2 LOB: 0 BB: 0 P: 8	R: 0 E: 0 K: 0 S: 3	H: 1 LOB: 0 BB: 0 P: 3
	R: 0 E: 0 K: 1 S: 6	H: 1 LOB: 1 BB: 0 P: 6	R: 0 E: 0 K: 0 S: 3	H: 0 LOB: 0 BB: 0 P: 3	R: 1 E: 0 K: 1 S: 6	H: 1 LOB: 0 BB: 0 P: 6	R: 1 E: 0 K: 0 S: 4	H: 2 LOB: 1 BB: 0 P: 4	1B: 2 2B: 4 3B: 0 HR: 2	SF: 0 SAC: 0 DP: 1 HBP: 0
	WP: 0 PB: 1 SB: 0 CS: 1	PA: 31								

PITCHER	IP	WLS	BF	H	R	ER	SO	BB	IBB	HBP	BLK	WP	HR	S	P	ERA	WHIP
Sid Fernandez, L (1, 1) ERA: 2.42	8.2	L	31	7	3	3	8	0	0	0	0	0	2	47	47	3.12	0.808

PITCHER	IP	WLS	BF	H	R	ER	SO	BB	IBB	HBP	BLK	WP	HR	S	P	ERA	WHIP

New York Mets @ Montreal Expos

Olympic Stadium, Montreal, QB

Sun Jun 16 1985, 3:33 AM EDT

Att. 40,591 - Unknown

TOP

livebaseballscorecards.com

Batter	1	2	3	4	5	6	7	8	9	AB	R	H	RBI	BB	SO	LOB
Wally Backman, S (1, 4) OBP: 0.307, SLG: 0.298	F8		BB 1-2 SF9 PB		BB 1-2 WP		E6 G1-4-3 1-2 3-H		BB 1-2	2	0	0	1	3	0	1
Mookie Wilson, S (1, 8) OBP: 0.293, SLG: 0.356	4-3		F7 1-2 2-3		F8		G1-4-3 1-2f 2-3		F9	5	0	0	0	0	0	8
Keith Hernandez, L (1, 3) OBP: 0.377, SLG: 0.398	1B		SF9 2-3 3-H		6-3 1-2 2-3		F9		1-3	4	0	1	1	0	0	5
Gary Carter, R (1, 2) OBP: 0.368, SLG: 0.424	F8		F5			F7		F3		4	0	0	0	0	0	2
Danny Heep, L (1, 9) OBP: 0.344, SLG: 0.455		F5		F7		F7		1B		4	0	1	0	0	0	0
George Foster, R (1, 7) OBP: 0.279, SLG: 0.419		K		G3-6-3 1B		BB		F9		3	0	1	0	1	1	1
Howard Johnson, S (1, 5) OBP: 0.259, SLG: 0.229		BB		G3-6-3 1-2f		F2		K		3	0	0	0	1	1	3
Rafael Santana, R (1, 6) OBP: 0.291, SLG: 0.305		F6		6-3		1B E		BB 1B		4	1	2	0	0	0	1
Rick Aguilera, R (1, 1) OBP: 0.667, SLG: 0.500 Tom Gorman, L (5, 1) Kelvin Chapman, R (7, PH) OBP: 0.212, SLG: 0.175 Calvin Schiraldi, R (7, 1) OBP: 0.125, SLG: 0.125 Ray Knight, R (9, PH) OBP: 0.205, SLG: 0.284			BB PB BB SF9		1B WP BB		G1-4-3 E 1-3 1B		F3	1 0 1 0 1	1 0 0 0 0	1 0 1 0 0	0 0 0 0 0	1 0 0 0 0	0 0 0 0 0	0 0 0 0 1
Inning Stats	R: 0 E: 0 K: 0 S: 4 H: 1 LOB: 1 BB: 0 P: 4	R: 0 E: 0 K: 1 S: 5 H: 0 LOB: 1 BB: 1 P: 9	R: 1 E: 0 K: 0 S: 3 H: 0 LOB: 1 BB: 2 P: 11	R: 0 E: 0 K: 0 S: 3 H: 1 LOB: 0 BB: 0 P: 3	R: 0 E: 0 K: 0 S: 4 H: 1 LOB: 2 BB: 1 P: 8	R: 0 E: 0 K: 0 S: 3 H: 0 LOB: 1 BB: 1 P: 7	R: 1 E: 1 K: 0 S: 5 H: 2 LOB: 1 BB: 0 P: 5	R: 0 E: 0 K: 1 S: 6 H: 1 LOB: 1 BB: 0 P: 6	R: 0 E: 0 K: 0 S: 4 H: 1 LOB: 2 BB: 1 P: 8	1B: 7 2B: 0 3B: 0 HR: 0 SF: 1 SAC: 0 DP: 2 HBP: 0						

	AB	32
	R	2
	H	7
	RBI	2
	BB	6
	SO	2
	LOB	22

| | | | | | |

New York Mets @ Montreal Expos

Olympic Stadium, Montreal, QB

Sun Jun 16 1985, 3:33 AM EDT

Att. 40,591 - Unknown

livebaseballscorecards.com

BOTTOM

Batter	1	2	3	4	5	6	7	8	9	AB	R	H	RBI	BB	SO	LOB
Tim Raines, S (1, 7) OBP: 0.374, SLG: 0.416	F9	4-3			2B 1B 1-H 1B	E BB		S 1B		4	1	2	1	1	0	0
Vance Law, R (1, 4) OBP: 0.338, SLG: 0.346	HR BB	5-3			F7	F8		K 1-2		4	1	0	0	1	1	4
Andre Dawson, R (1, 9) OBP: 0.306, SLG: 0.458	1-H HR		F7		1B 1-3 2B	E3 1-3 2-H 1B				4	2	3	2	0	0	0
Dan Driessen, L (1, 3) OBP: 0.330, SLG: 0.401	F8		G6-4-3 BB		WP 1B IBB	4-3				2	0	0	0	2	0	2
Hubie Brooks, R (1, 6) OBP: 0.317, SLG: 0.386	2B 1B		G6-4-3 1-2f		WP 1-2 2-H 3-H 1B		F8			4	1	2	2	0	0	1
Tim Wallach, R (1, 5) OBP: 0.318, SLG: 0.430	1-H 2B			F6	K	6-3				4	0	1	1	0	1	2
Herm Winningham, L (1, 8) OBP: 0.340, SLG: 0.345	BB			4-3	G3 1-2 2-3	F5				3	0	0	0	1	0	2
Mike Fitzgerald, R (1, 2) OBP: 0.301, SLG: 0.212	F2			F2		1B SH1-4 E 1B		K		4	1	1	0	0	1	2
Bill Gullickson, R (1, 1) OBP: 0.167, SLG: 0.208 Miguel Dilone, S (5, PH) OBP: 0.263, SLG: 0.245 Mickey Mahler, S (6, 1) OBP: 0.250, SLG: 0.250		K			BLK 1B BB	SH1-4 1-2		K		1 0 1	0 1 0	0 0 0	0 0 0	0 1 0	1 0 1	0 0 0
Inning Stats	R: 3 H: 3 E: 0 LOB: 2 K: 0 BB: 2 S: 6 P: 14	R: 0 H: 0 E: 0 LOB: 0 K: 1 BB: 0 S: 5 P: 5	R: 0 H: 0 E: 0 LOB: 0 K: 0 BB: 1 S: 2 P: 6	R: 0 H: 0 E: 0 LOB: 0 K: 0 BB: 0 S: 3 P: 3	R: 3 H: 3 E: 0 LOB: 2 K: 1 BB: 2 S: 8 P: 16	R: 1 H: 2 E: 1 LOB: 2 K: 0 BB: 1 S: 5 P: 9	R: 0 H: 0 E: 0 LOB: 0 K: 0 BB: 0 S: 3 P: 3	R: 0 H: 1 E: 0 LOB: 1 K: 3 BB: 0 S: 10 P: 10		1B: 6 SF: 0 2B: 2 SAC: 1 3B: 0 DP: 1 HR: 1 HBP: 0						

	AB	31
	R	7
	H	9
	RBI	6
	BB	6
	SO	5
	LOB	13

WP: 1 PA: 38
PB: 0
SB: 1
CS: 0

PITCHER		IP	WLS	BF	H	R	ER	SO	BB	IBB	HBP	BLK	WP	HR	S	P	ERA	WHIP
Rick Aguilera, R ERA: 8.53	(1, 1)	4.1	L	23	6	6	6	1	4	1	0	1	0	1	20	40	12.46	2.308
Tom Gorman, L ERA: 4.33	(5, 1)	1.2		8	2	1	0	1	1	0	0	0	1	0	9	13	0.00	1.800
Calvin Schiraldi, R ERA: 8.77	(7, 1)	2.0		7	1	0	0	3	0	0	0	0	0	0	13	13	0.00	0.500

PITCHER	IP	WLS	BF	H	R	ER	SO	BB	IBB	HBP	BLK	WP	HR	S	P	ERA	WHIP

Batter	1	2	3	4	5	6	7	8	9	AB	R	H	RBI	BB	SO	LOB
Johnny Ray, S (1, 4) OBP: 0.305, SLG: 0.374	0-0 1B SF8 1B	0-0 G3			0-0 3-1		0-3 K		0-0 F8	5	1	1	0	0	1	1
Joe Orsulak, L (1, 8) OBP: 0.336, SLG: 0.362	0-0 BB 1B 1-3 1B		0-0 G3		0-0 1B		0-0 4-3		0-0 4-3	5	1	2	0	0	0	1
Bill Madlock, R (1, 5)	B B B B															
	4-0 1B 1-2 BB		0-0 F3		0-0 F8		0-0 F3			3	0	0	0	1	0	1
Jason Thompson, L (1, 3) OBP: 0.340, SLG: 0.458	0-0 F7		0-0 1-3		S S S 0-3 K			0-0 G5-4-3 1B		4	0	1	0	0	1	4
George Hendrick, R (1, 9) OBP: 0.288, SLG: 0.315	0-0 SF8 3-H			0-0 WP 1B 1B		B B B B 4-0 HR BB		0-0 G5-4-3 1-2f		2	2	1	1	1	0	1
Tony Peña, R (1, 2) OBP: 0.302, SLG: 0.372	0-0 1-3 2-H 1B			0-0 6-3 1-2		0-0 1-H HR		0-0 1B		4	1	3	3	0	0	1
Steve Kemp, L (1, 7) OBP: 0.317, SLG: 0.281	0-0 F9			0-0 2-H 1B		0-0 4-3		0-0 F9		3	0	1	1	0	0	2
Don Robinson, R (6, 1)										1	0	0	0	0	0	1
Johnnie LeMaster, R (1, 6) OBP: 0.172, SLG: 0.148		S S S 0-3 K		0-0 5-3		0-0 3-1			0-0 E6 FC3-6	4	0	0	0	0	1	1
Jim Winn, R (1, 1)		0-0 F3		S S S 0-3 K2-3		S S S 0-3 K			0-0 FC3-6 1-2f	2	0	0	0	0	1	1
Doug Frobel, L (6, PH) OBP: 0.357, SLG: 0.282 (6, 7)										2	0	0	0	0	1	1
Inning Stats	R: 2 E: 0 K: 0 S: 6 H: 3 LOB: 2 BB: 1 P: 10	R: 0 E: 0 K: 1 S: 5 H: 0 LOB: 0 BB: 0 P: 5	R: 0 E: 0 K: 0 S: 3 H: 0 LOB: 0 BB: 0 P: 3	R: 1 E: 0 K: 1 S: 7 H: 2 LOB: 1 BB: 0 P: 7	R: 0 E: 0 K: 1 S: 6 H: 1 LOB: 1 BB: 0 P: 6	R: 2 E: 0 K: 1 S: 6 H: 1 LOB: 0 BB: 1 P: 10	R: 0 E: 0 K: 1 S: 5 H: 0 LOB: 0 BB: 0 P: 5	R: 0 E: 0 K: 0 S: 4 H: 2 LOB: 1 BB: 0 P: 4	R: 0 E: 1 K: 0 S: 4 H: 0 LOB: 1 BB: 0 P: 4	1B: 8 2B: 0 3B: 0 HR: 1 SF: 1 SAC: 0 DP: 1 HBP: 0							

PITCHER		IP	WLS	BF	H	R	ER	SO	BB	IBB	HBP	BLK	WP	HR	S	P	ERA	WHIP
David Palmer, R ERA: 2.79	(1, 1)	6.0	L	27	7	5	5	4	2	0	0	0	1	1	33	41	7.50	1.500
Jack O'Connor, L ERA:	(7, 1)	3.0		11	2	0	0	1	0	0	0	0	0	0	13	13	0.00	0.667

PITCHER	IP	WLS	BF	H	R	ER	SO	BB	IBB	HBP	BLK	WP	HR	S	P	ERA	WHIP

Pittsburgh Pirates @ Montreal Expos

Olympic Stadium, Montreal, QB

Mon Jun 17 1985, 7:05 PM EDT

Att. 18,634 - Unknown

TOP

livebaseballscorecards.com

AB	35
R	5
H	9
RBI	5
BB	2
SO	5
LOB	15

WP: 1 PB: 0 SB: 0 CS: 0 PA: 38

Pittsburgh Pirates @ Montreal Expos

Olympic Stadium, Montreal, QB

Mon Jun 17 1985, 7:05 PM EDT

Att. 18,634 - Unknown

BOTTOM

livebaseballscorecards.com

Batter	1	2	3	4	5	6	7	8	9	AB	R	H	RBI	BB	SO	LOB
Tim Raines, S (1, 7) OBP: 0.368, SLG: 0.408	L3		4-3		4-3 2-3		F9			4	0	0	0	0	0	1
Vance Law, R (1, 4) OBP: 0.341, SLG: 0.351	BBBB 4-3 BB		L4		3-H 2B		F9			3	0	1	1	1	0	0
Terry Francona, L (1, 9) OBP: 0.315, SLG: 0.348	4-3 1-2			F5	G1-6-3			F9		4	0	0	0	0	0	2
Dan Driessen, L (1, 3) OBP: 0.329, SLG: 0.403	4-3			WP 2B 2B		F6		6-3		4	1	1	0	0	0	1
Hubie Brooks, R (1, 6) OBP: 0.316, SLG: 0.383		SSS K		F9		F9		FC6-4 1B		4	0	1	0	0	1	1
Tim Wallach, R (1, 5) OBP: 0.325, SLG: 0.440		1B		2-H 2B		1B 1B		FC6-4 1-2f		4	0	3	1	0	0	1
Herm Winningham, L (1, 8) OBP: 0.339, SLG: 0.345		SSS K		3-1		1-2 1B			6-3	3	0	1	0	0	1	2
Jack O'Connor, L (7, 1)										0	0	0	0	0	0	0
Skeeter Barnes, R (9, PH)										1	0	0	0	0	0	0
Steve Nicosia, R (1, 2) OBP: 0.167, SLG: 0.118	1-3				4-3 SH3 2B 1B	F3			4-3	4	1	1	0	0	0	3
David Palmer, R (1, 1) OBP: 0.136, SLG: 0.182			6-3		SH3 1-2		6-3		L1	1	0	0	0	0	0	0
Miguel Dilone, S (7, 8) OBP: 0.254, SLG: 0.236										2	0	0	0	0	0	0
Inning Stats	R: 0 E: 0 K: 0 S: 3 H: 0 LOB: 1 BB: 1 P: 7	R: 0 E: 0 K: 2 S: 8 H: 1 LOB: 1 BB: 0 P: 8	R: 0 E: 0 K: 0 S: 3 H: 0 LOB: 0 BB: 0 P: 3	R: 1 E: 0 K: 0 S: 5 H: 2 LOB: 1 BB: 0 P: 5	R: 1 E: 0 K: 0 S: 5 H: 2 LOB: 1 BB: 0 P: 5	R: 0 E: 0 K: 0 S: 5 H: 2 LOB: 2 BB: 0 P: 5	R: 0 E: 0 K: 0 S: 3 H: 0 LOB: 0 BB: 0 P: 3	R: 0 E: 0 K: 0 S: 4 H: 1 LOB: 1 BB: 0 P: 4	R: 0 E: 0 K: 0 S: 3 H: 0 LOB: 0 BB: 0 P: 3	1B: 5 2B: 3 3B: 0 HR: 0 SF: 0 SAC: 1 DP: 0 HBP: 0	WP: 1 PB: 0 SB: 0 CS: 0 PA: 36					

	AB	34
	R	2
	H	8
	RBI	2
	BB	1
	SO	2
	LOB	11

PITCHER		IP	WLS	BF	H	R	ER	SO	BB	IBB	HBP	BLK	WP	HR	S	P	ERA	WHIP
Jim Winn, R ERA: 3.38	(1, 1)	5.0	W	21	5	2	2	2	1	0	0	0	1	0	24	28	3.60	1.200
Don Robinson, R ERA: 2.68	(6, 1)	4.0	S	15	3	0	0	0	0	0	0	0	0	0	15	15	0.00	0.750

PITCHER	IP	WLS	BF	H	R	ER	SO	BB	IBB	HBP	BLK	WP	HR	S	P	ERA	WHIP

Batter	1	2	3	4	5	6	7	8	9	AB	R	H	RBI	BB	SO	LOB
Johnny Ray, S (1, 4) OBP: 0.303, SLG: 0.370	F5		SH1 2B 1B		6-3		F8		6-3	5	1	1	0	0	0	0
Joe Orsulak, L (1, 7) OBP: 0.328, SLG: 0.352	F5		SH1 1-2		G3		F5			3	0	0	0	0	0	0
Bill Madlock, R (1, 5) OBP: 0.302, SLG: 0.356	E 1B		BBBB 4-0 2B BB		BBBB 4-0 BB		5-3			2	0	1	0	2	0	0
Jason Thompson, L (1, 3) OBP: 0.333, SLG: 0.447	E4 FC5-4 1-2		F6		F2			G1-4-3		4	0	0	0	0	0	4
George Hendrick, R (1, 9) OBP: 0.293, SLG: 0.331	FC5-4 1-2f		1-3 2-H 2B			SH1 3B 2B		F7		4	1	2	1	0	0	2
Tony Peña, R (1, 2) OBP: 0.298, SLG: 0.367		SSS K	5-3			SH1 2-3		SSS K		3	0	0	0	0	2	2
Marvell Wynne, L (1, 8) OBP: 0.258, SLG: 0.319		E6 1B		F7		3-H 3B			S 5-3 E 1B	4	2	2	1	0	0	0
Johnnie LeMaster, R (1, 6) OBP: 0.176, SLG: 0.153		2-H G4-6-3 1B		5-3		4-3			1-2 5-3	4	0	1	1	0	0	2
Larry McWilliams, L (1, 1) OBP: 0.136, SLG: 0.143		G4-6-3 1-2f		F7		6-3			SSS 2-H K	4	0	0	0	0	1	2
Inning Stats	R: 0 E: 1 K: 0 S: 5 H: 1 LOB: 2 BB: 0 P: 5	R: 1 E: 1 K: 1 S: 6 H: 1 LOB: 0 BB: 0 P: 6	R: 1 E: 0 K: 0 S: 5 H: 2 LOB: 2 BB: 1 P: 9	R: 0 E: 0 K: 0 S: 3 H: 0 LOB: 0 BB: 0 P: 3	R: 0 E: 0 K: 0 S: 3 H: 0 LOB: 1 BB: 1 P: 7	R: 1 E: 0 K: 0 S: 5 H: 2 LOB: 1 BB: 0 P: 5	R: 0 E: 0 K: 0 S: 3 H: 0 LOB: 0 BB: 0 P: 3	R: 0 E: 0 K: 1 S: 5 H: 0 LOB: 0 BB: 0 P: 5	R: 1 E: 0 K: 1 S: 6 H: 1 LOB: 0 BB: 0 P: 6	1B: 4 2B: 2 3B: 1 HR: 0 SF: 0 SAC: 2 DP: 1 HBP: 0							

Pittsburgh Pirates @ Montreal Expos

Olympic Stadium, Montreal, QB

Tue Jun 18 1985, 7:05 PM EDT

Att. 24,318 - Unknown

TOP

livebaseballscorecards.com

AB	33
R	4
H	7
RBI	3
BB	2
SO	3
LOB	12

WP: 0 PB: 0 SB: 1 CS: 0 PA: 37

PITCHER		IP	WLS	BF	H	R	ER	SO	BB	IBB	HBP	BLK	WP	HR	S	P	ERA	WHIP
Bryn Smith, R ERA: 3.33	(1, 1)	8.0	L	33	6	3	2	2	2	0	0	0	0	0	35	43	2.25	1.000
Gary Lucas, L ERA: 2.7	(9, 1)	1.0		4	1	1	0	1	0	0	0	0	0	0	6	6	0.00	1.000

PITCHER	IP	WLS	BF	H	R	ER	SO	BB	IBB	HBP	BLK	WP	HR	S	P	ERA	WHIP

Pittsburgh Pirates @ Montreal Expos

Olympic Stadium, Montreal, QB

Tue Jun 18 1985, 7:05 PM EDT

Att. 24,318 - Unknown

BOTTOM

livebaseballscorecards.com

Batter	1	2	3	4	5	6	7	8	9	AB	R	H	RBI	BB	SO	LOB
Tim Raines, S (1, 7) OBP: 0.367, SLG: 0.414	SF8 3B		5-3			6-3			5-3	4	1	1	0	0	0	0
Miguel Dilone, S (1, 8) OBP: 0.238, SLG: 0.224	SF8 3-H		F9			5-3			K	3	0	0	1	0	1	0
Vance Law, R (1, 4) OBP: 0.339, SLG: 0.346	K			G4-6-3 HBP		5-3			F8	3	0	0	0	0	1	0
Hubie Brooks, R (1, 6) OBP: 0.316, SLG: 0.383	5-3			F7			G6-4-3 1B			3	0	1	0	0	0	1
Tim Wallach, R (1, 5) OBP: 0.325, SLG: 0.436		FC6 BB		G4-6-3 1-2f			G6-4-3 1-2f			2	0	0	0	1	0	2
Dan Driessen, L (1, 3) OBP: 0.329, SLG: 0.402		F9			6-3 1B		G3			3	0	1	0	0	0	1
Jim Wohlford, R (1, 9) OBP: 0.250, SLG: 0.250		F7			F9			L6		3	0	0	0	0	0	2
Steve Nicosia, R (1, 2) OBP: 0.143, SLG: 0.100		FC6 1-2f			6-3 1-2			F9		3	0	0	0	0	0	2
Bryn Smith, R (1, 1) OBP: 0.250, SLG: 0.259			G3		K			4-3		2	0	0	0	0	1	1
Skeeter Barnes, R (8, PH)										1	0	0	0	0	0	0
Gary Lucas, L (9, 1)										0	0	0	0	0	0	0

Inning Stats	1	2	3	4	5	6	7	8	9
	R: 1 E: 0 K: 1 S: 6	R: 0 E: 0 K: 0 S: 3	R: 0 E: 0 K: 0 S: 3	R: 0 E: 0 K: 0 S: 2	R: 0 E: 0 K: 1 S: 6	R: 0 E: 0 K: 0 S: 3	R: 0 E: 0 K: 0 S: 3	R: 0 E: 0 K: 0 S: 3	R: 0 E: 0 K: 1 S: 5
	H: 1 LOB: 0 BB: 0 P: 6	H: 0 LOB: 1 BB: 1 P: 7	H: 0 LOB: 0 BB: 0 P: 3	H: 0 LOB: 0 BB: 0 P: 3	H: 1 LOB: 1 BB: 0 P: 6	H: 0 LOB: 0 BB: 0 P: 3	H: 1 LOB: 0 BB: 0 P: 3	H: 0 LOB: 0 BB: 0 P: 3	H: 0 LOB: 0 BB: 0 P: 5

1B: 2	SF: 1	WP: 0
2B: 0	SAC: 0	PB: 0
3B: 1	DP: 2	SB: 0
HR: 0	HBP: 1	CS: 0

PA: 30

	AB	27
	R	1
	H	3
	RBI	1
	BB	1
	SO	3
	LOB	9

PITCHER	IP	WLS	BF	H	R	ER	SO	BB	IBB	HBP	BLK	WP	HR	S	P	ERA	WHIP
Larry McWilliams, L (1, 1) ERA: 4.01	9.0	W	30	3	1	1	3	1	0	1	0	0	0	34	39	1.00	0.444

PITCHER	IP	WLS	BF	H	R	ER	SO	BB	IBB	HBP	BLK	WP	HR	S	P	ERA	WHIP

Batter	1	2	3	4	5	6	7	8	9	AB	R	H	RBI	BB	SO	LOB
Bill Almon, R (1, 7) OBP: 0.336, SLG: 0.426	BBBB 4-0 G5-4-3 BB		x 0-0 1-H HR		x 0-0 ① F8		x 0-0 ① 6-3		x 0-0 ③ F8	4	1	1	2	1	0	1
Jim Morrison, R (1, 5) OBP: 0.323, SLG: 0.344	x 0-0 ① F3		x 0-0 2B 4-3 1B		SSS 0-3 ② K		x 0-0 ② F7			4	1	1	0	0	1	1
Bill Madlock, R (1, 3) OBP: 0.301, SLG: 0.351	x 0-0 ②③ G5-4-3 1-2f		x 0-0 ① F7		BBBB 4-0 BB BB		x 0-0 ③ F4			3	0	0	0	1	0	2
George Hendrick, R (1, 9) OBP: 0.297, SLG: 0.337		SSS 0-3 ① K	x 0-0 4-3 1-3 2B		BBBB 4-0 1-2 BB			x 0-0 ① F8		3	0	1	0	1	1	0
Tony Peña, R (1, 2) OBP: 0.293, SLG: 0.360		x 0-0 ② 5-3	x 0-0 ② 4-3 2-3 3-H		x 0-0 ③ 5-3			x 0-0 ② 4-3		4	0	0	1	0	0	3
Johnny Ray, S (1, 4) OBP: 0.306, SLG: 0.372		x 0-0 1B 1B	x 0-0 ③ 4-3			x 0-0 6-3 1B		x 0-0 ③ 4-3		4	0	2	0	0	0	1
Marvell Wynne, L (1, 8) OBP: 0.258, SLG: 0.317		x 0-0 1-2 1B		x 0-0 ① F8		x 0-0 ① 6-3 1-2			x 0-0 ① F9	4	0	1	0	0	0	1
Johnnie LeMaster, R (1, 6) OBP: 0.170, SLG: 0.148 Lee Mazzilli, S (9, PH) OBP: 0.459, SLG: 0.391		x 0-0 ③ 5-3		x 0-0 ② F8		SSS 0-3 ② K			x 0-0 ② 4-3	3 1	0 0	0 0	0 0	0 0	1 0	3 0
Jose DeLeon, R (1, 1) OBP: 0.130, SLG: 0.048 John Candelaria, L (8, 1) Jason Thompson, L (9, PH) OBP: 0.337, SLG: 0.450 Joe Orsulak, L (9, PR) OBP: 0.328, SLG: 0.352			SSS 0-3 K HR	x 0-0 ③ F9		SSS 0-3 ③ K			x 0-0 1B	3 0 1 0	1 0 0 0	0 0 1 0	0 0 0 0	0 0 0 0	2 0 0 0	1 0 0 0
Inning Stats	R: 0 H: 0 E: 0 LOB: 0 K: 0 BB: 1 S: 2 P: 6	R: 0 H: 2 E: 0 LOB: 2 K: 1 BB: 0 S: 7 P: 7	R: 3 H: 3 E: 0 LOB: 1 K: 1 BB: 0 S: 9 P: 9	R: 0 H: 0 E: 0 LOB: 0 K: 0 BB: 0 S: 3 P: 3	R: 0 H: 0 E: 0 LOB: 2 K: 1 BB: 2 S: 5 P: 13	R: 0 H: 1 E: 0 LOB: 1 K: 2 BB: 0 S: 8 P: 8	R: 0 H: 0 E: 0 LOB: 0 K: 0 BB: 0 S: 3 P: 3	R: 0 H: 0 E: 0 LOB: 0 K: 0 BB: 0 S: 3 P: 3	R: 0 H: 1 E: 0 LOB: 1 K: 0 BB: 0 S: 4 P: 4	1B: 5 2B: 1 3B: 0 HR: 1	SF: 0 SAC: 0 DP: 1 HBP: 0					

PITCHER	IP	WLS	BF	H	R	ER	SO	BB	IBB	HBP	BLK	WP	HR	S	P	ERA	WHIP
Joe Hesketh, L (1, 1) ERA: 2.34	4.2		22	5	3	1	3	3	0	0	0	0	1	25	37	1.93	1.714
Tim Burke, R (5, 1) ERA: 1.99	3.1	W	11	1	0	0	2	0	0	0	0	0	0	15	15	0.00	0.300
Jeff Reardon, R (9, 1) ERA: 1.41	1.0	S	4	1	0	0	0	0	0	0	0	0	0	4	4	0.00	1.000

PITCHER	IP	WLS	BF	H	R	ER	SO	BB	IBB	HBP	BLK	WP	HR	S	P	ERA	WHIP

TOP

Pittsburgh Pirates @ Montreal Expos

Olympic Stadium, Montreal, QB

Wed Jun 19 1985, 7:05 PM EDT

Att. 10,204 - Unknown

livebaseballscorecards.com

AB	34
R	3
H	7
RBI	3
BB	3
SO	5
LOB	13

1B: 5 SF: 0
2B: 1 SAC: 0
3B: 0 DP: 1
HR: 1 HBP: 0

WP: 0 PA: 37
PB: 1
SB: 0
CS: 0

Batter	1	2	3	4	5	6	7	8	9	AB	R	H	RBI	BB	SO	LOB
Tim Raines, S (1, 7) OBP: 0.369, SLG: 0.413	BBBB 4-0 1-3 S HR BB	x 0-0 1-2 1B			x 0-0 ① ② G3-6 1-2f			x 0-0 ② F6		3	1	1	0	1	0	1
Vance Law, R (1, 4) OBP: 0.347, SLG: 0.358	BBBB 4-0 1-3 1-2 HR BB	x 0-0 ③ L6			BBBB 4-0 CS BB			x 0-0 1B 3B		2	2	1	0	2	0	2
Terry Francona, L (1, 9) OBP: 0.303, SLG: 0.333 Jim Wohlford, R (8, PH) OBP: 0.259, SLG: 0.260 (9, 9)	x 0-0 ① 1-3 1-2 2-3		x 0-0 ① F9		0-0 ③ CS 1-2	x 0-0 ① F2		x 0-0 3-H 1B		3 1	0 0	0 1	0 1	0 0	0 0	2 0
Dan Driessen, L (1, 3) OBP: 0.323, SLG: 0.394	x 0-0 ② F6		x 0-0 ② F5			x 0-0 ② 3-1		S S S 0-3 ③ K		4	0	0	0	0	1	3
Hubie Brooks, R (1, 6) OBP: 0.316, SLG: 0.395	x 0-0 2-H 3-H HR		x 0-0 ③ 4-3			x 0-0 ③ 5-3				3	1	1	3	0	0	0
Tim Wallach, R (1, 5) OBP: 0.325, SLG: 0.435	x 0-0 ③ F3			x 0-0 ① F8			x 0-0 FC1-6 1B			3	0	1	0	0	0	0
Herm Winningham, L (1, 8) OBP: 0.333, SLG: 0.338 Miguel Dilone, S (8, 8) OBP: 0.238, SLG: 0.224		x 0-0 ① F7		S S S 0-3 ② K			x 0-0 ① FC1-6 4-3 1-2f			3 0	0 0	0 0	0 0	0 0	1 0	1 0
Mike Fitzgerald, R (1, 2) OBP: 0.296, SLG: 0.208		S S S 0-3 ② K		x 0-0 ③ F8			x 0-0 ② ③ 4-3 1-2f			3	0	0	0	0	1	1
Joe Hesketh, R (1, 1) OBP: 0.200, SLG: 0.167 Tim Burke, R (5, 1) OBP: 0.333, SLG: 0.333 Steve Nicosia, R (8, PH) OBP: 0.136, SLG: 0.095 Jeff Reardon, R (9, 1) OBP: 0.250, SLG: 0.250		x 0-0 1B 1B			x 0-0 G3-6 1B			x 0-0 ① L4		1 1 1 0	0 0 0 0	1 1 0 0	0 0 0 0	0 0 0 0	0 0 0 0	0 0 0 0
Inning Stats	R: 3 H: 1 E: 0 LOB: 0 K: 0 BB: 2 S: 4 P: 12	R: 0 H: 2 E: 0 LOB: 2 K: 1 BB: 0 S: 7 P: 7	R: 0 H: 0 E: 0 LOB: 0 K: 0 BB: 0 S: 3 P: 3	R: 0 H: 0 E: 0 LOB: 0 K: 1 BB: 0 S: 5 P: 5	R: 0 H: 1 E: 0 LOB: 0 K: 0 BB: 1 S: 2 P: 6	R: 0 H: 0 E: 0 LOB: 0 K: 0 BB: 0 S: 3 P: 3	R: 0 H: 1 E: 0 LOB: 0 K: 0 BB: 0 S: 3 P: 3	R: 1 H: 2 E: 0 LOB: 1 K: 1 BB: 0 S: 7 P: 7		1B: 5 2B: 1 3B: 1 HR: 1	SF: 0 SAC: 0 DP: 2 HBP: 0			WP: 0 PB: 0 SB: 1 CS: 1		PA: 32

PITCHER		IP	WLS	BF	H	R	ER	SO	BB	IBB	HBP	BLK	WP	HR	S	P	ERA	WHIP
Jose DeLeon, R ERA: 4.62	(1, 1)	7.2	L	29	6	4	4	2	3	0	0	0	0	1	30	42	4.70	1.174
John Candelaria, L ERA: 3.66	(8, 1)	0.1		2	1	0	0	1	0	0	0	0	0	0	4	4	0.00	3.000

PITCHER	IP	WLS	BF	H	R	ER	SO	BB	IBB	HBP	BLK	WP	HR	S	P	ERA	WHIP

BOTTOM

Pittsburgh Pirates @ Montreal Expos

Olympic Stadium, Montreal, QB

Wed Jun 19 1985, 7:05 PM EDT

Att. 10,204 - Unknown

livebaseballscorecards.com

AB	28
R	4
H	7
RBI	4
BB	3
SO	3
LOB	10

Batter	1	2	3	4	5	6	7	8	9	AB	R	H	RBI	BB	SO	LOB
Bill Almon, R (1, 7) (3, 6) OBP: 0.338, SLG: 0.425	0-0 B1-3 1B		0-3 K		0-0 HBP 1B 2-3		0-0 F3		0-0 L6-4 2-3	5	0	2	0	0	1	6
Jim Morrison, R (1, 5) OBP: 0.311, SLG: 0.330	0-0 F7		0-0 6-3		0-3 K		0-0 G4-3 1-2f			4	0	0	0	0	1	6
Bill Madlock, R (1, 3) OBP: 0.300, SLG: 0.346	0-0 B1-3 1-2			0-0 F2	1-0 HBP 1-2			0-3 K		3	0	0	0	0	1	1
George Hendrick, R (1, 9) OBP: 0.291, SLG: 0.330	0-3 K			0-0 F7	0-0 5-3			0-0 F9		4	0	0	0	0	1	4
Tony Peña, R (1, 2) OBP: 0.296, SLG: 0.362		0-0 G5-4-3 1B		0-0 1-3		0-0 1B		0-0 F8		4	0	2	0	0	0	0
Johnny Ray, S (1, 4) OBP: 0.302, SLG: 0.366		0-0 F4			0-0 6-3	0-0 F8			0-0 F8	4	0	0	0	0	0	2
Marvell Wynne, L (1, 8) OBP: 0.266, SLG: 0.323		0-0 G5-4-3 1-2f			0-0 E SF S 1B	0-3 K			0-0 1B FC 1B	4	1	2	0	0	1	2
Johnnie LeMaster, R (1, 6) OBP: 0.179, SLG: 0.157 Sixto Lezcano, R (3, PR) OBP: 0.380, SLG: 0.314 (3, 7) Joe Orsulak, L (6, PH) OBP: 0.322, SLG: 0.345 (6, 7)			0-0 SH1 1B		0-0 SF 2B 1-H	0-0 F5			0-0 FC L6-4 1B 1-2	1 0 2	0 1 0	1 0 0	0 1 0	0 0 0	0 0 0	0 0 2
Rick Rhoden, R (1, 1) OBP: 0.250, SLG: 0.258 Al Holland, R (8, 1) OBP: 0.750, SLG: 1.333			0-0 SH1 1-2		0-0 1B 2B 1-H		0-0 G4-3 1B		0-0 1-2 2-3 1B	2 1	0 0	2 1	1 0	0 0	0 0	0 0
Inning Stats	R: 0 H: 1 E: 0 LOB: 1 K: 1 BB: 0 S: 6 P: 6	R: 0 H: 1 E: 0 LOB: 0 K: 0 BB: 0 S: 3 P: 3	R: 0 H: 1 E: 0 LOB: 2 K: 1 BB: 0 S: 6 P: 6	R: 0 H: 0 E: 0 LOB: 0 K: 0 BB: 0 S: 3 P: 3	R: 2 H: 3 E: 1 LOB: 3 K: 1 BB: 0 S: 9 P: 10	R: 0 H: 1 E: 0 LOB: 1 K: 1 BB: 0 S: 6 P: 6	R: 0 H: 1 E: 0 LOB: 0 K: 0 BB: 0 S: 3 P: 3	R: 0 H: 0 E: 0 LOB: 0 K: 1 BB: 0 S: 5 P: 5	R: 0 H: 2 E: 0 LOB: 2 K: 0 BB: 0 S: 5 P: 5	1B: 9 SF: 1 2B: 2 SAC: 1 3B: 0 DP: 3 HR: 0 HBP: 1						WP: 0 PA: 37 PB: 0 SB: 1 CS: 0

TOP

Pittsburgh Pirates @ Montreal Expos

Olympic Stadium, Montreal, QB

Thu Jun 20 1985, 7:05 PM EDT

Att. 15,157 - Unknown

livebaseballscorecards.com

AB	34
R	2
H	10
RBI	2
BB	0
SO	5
LOB	23

PITCHER		IP	WLS	BF	H	R	ER	SO	BB	IBB	HBP	BLK	WP	HR	S	P	ERA	WHIP
Dan Schatzeder, L ERA: 3.86	(1, 1)	4.1	L	17	4	2	1	2	0	0	0	0	0	0	21	21	2.08	0.923
Tim Burke, R ERA: 1.96	(5, 1)	0.2		5	2	0	0	1	0	0	1	0	0	0	6	7	0.00	3.000
Randy St. Claire, R ERA: 2.84	(6, 1)	2.0		7	2	0	0	1	0	0	0	0	0	0	9	9	0.00	1.000
Gary Lucas, L ERA: 2.35	(8, 1)	2.0		8	2	0	0	1	0	0	0	0	0	0	10	10	0.00	1.000

PITCHER	IP	WLS	BF	H	R	ER	SO	BB	IBB	HBP	BLK	WP	HR	S	P	ERA	WHIP

BOTTOM

Pittsburgh Pirates @ Montreal Expos

Olympic Stadium, Montreal, QB

Thu Jun 20 1985, 7:05 PM EDT

Att. 15,157 - Unknown

livebaseballscorecards.com

Batter	1	2	3	4	5	6	7	8	9	AB	R	H	RBI	BB	SO	LOB
Tim Raines, S (1, 7) OBP: 0.367, SLG: 0.410	F7		4-3			F2		CS 1B		4	0	1	0	0	0	1
Vance Law, R (1, 4) OBP: 0.345, SLG: 0.361	E 2B		F9			K		K 1-2		4	1	1	0	0	2	2
Terry Francona, L (1, 9) OBP: 0.300, SLG: 0.320	FC4-6 BB			6-3		4-3			K	3	0	0	0	1	1	1
Dan Driessen, L (1, 3) OBP: 0.321, SLG: 0.391	FC4-6 1-2f 2-H			K			1-3		FC4-6 1B	4	0	1	0	0	1	1
Al Newman, S (9, PR)										0	0	0	0	0	0	0
Hubie Brooks, R (1, 6) OBP: 0.311, SLG: 0.388	K			F8			K		FC4-6 1-2f	4	0	0	0	0	2	2
Tim Wallach, R (1, 5) OBP: 0.324, SLG: 0.429		G3			6-3		4-3 1B BB		F8	3	0	0	0	1	0	1
Miguel Dilone, S (1, 8) OBP: 0.242, SLG: 0.230		F7			5-3		1-2 1B			3	0	1	0	0	0	0
Mike Fitzgerald, R (1, 2) OBP: 0.293, SLG: 0.205		K			5-3		F2			2	0	0	0	0	1	0
Randy St. Claire, R (6, 1) OBP: 1.000, SLG: 1.000										0	0	0	0	0	0	0
Andre Dawson, R (7, PH) OBP: 0.304, SLG: 0.456										1	0	0	0	0	0	2
Gary Lucas, L (8, 1)										0	0	0	0	0	0	0
Dan Schatzeder, L (1, 1) OBP: 0.222, SLG: 0.412			6-3			1B		F7		1	0	0	0	0	0	0
Tim Burke, R (5, 1) OBP: 0.333, SLG: 0.333										0	0	0	0	0	0	0
Steve Nicosia, R (6, 2) OBP: 0.167, SLG: 0.130										2	0	1	0	0	0	0

	AB	31
	R	1
	H	5
	RBI	0
	BB	2
	SO	7
	LOB	10

Inning Stats	1	2	3	4	5	6	7	8	9
	R: 1 E: 1 K: 1 S: 6	H: 1 LOB: 1 BB: 1 P: 10	R: 0 E: 0 K: 1 S: 5	H: 0 LOB: 0 BB: 0 P: 5	R: 0 E: 0 K: 0 S: 3	H: 0 LOB: 0 BB: 0 P: 3	R: 0 E: 0 K: 1 S: 5	H: 0 LOB: 0 BB: 0 P: 5	R: 0 E: 0 K: 0 S: 3	H: 0 LOB: 0 BB: 0 P: 3	R: 0 E: 0 K: 1 S: 6	H: 1 LOB: 1 BB: 0 P: 6	R: 0 E: 0 K: 1 S: 6	H: 1 LOB: 2 BB: 1 P: 10	R: 0 E: 0 K: 1 S: 5	H: 1 LOB: 0 BB: 0 P: 5	R: 0 E: 0 K: 1 S: 6	H: 1 LOB: 1 BB: 0 P: 6

	1B: 4	SF: 0	WP: 0	PA: 33
	2B: 1	SAC: 0	PB: 0	
	3B: 0	DP: 0	SB: 0	
	HR: 0	HBP: 0	CS: 1	

PITCHER		IP	WLS	BF	H	R	ER	SO	BB	IBB	HBP	BLK	WP	HR	S	P	ERA	WHIP
Rick Rhoden, R ERA: 4.63	(1, 1)	7.0	W	26	3	1	0	5	2	0	0	0	0	0	34	42	0.00	0.714
Al Holland, L ERA: 2.62	(8, 1)	2.0	S	7	2	0	0	2	0	0	0	0	0	0	11	11	0.00	1.000

PITCHER	IP	WLS	BF	H	R	ER	SO	BB	IBB	HBP	BLK	WP	HR	S	P	ERA	WHIP

Batter	1	2	3	4	5	6	7	8	9	AB	R	H	RBI	BB	SO	LOB
Tim Raines, S (1, 7) OBP: 0.361, SLG: 0.403	F7		F8		K		G3			4	0	0	0	0	1	0
Vance Law, R (1, 4) OBP: 0.348, SLG: 0.364	1B		F7			2B	F9			4	1	2	0	0	0	0
Andre Dawson, R (1, 9) OBP: 0.303, SLG: 0.452	K		1B			F8		K		4	0	1	0	0	2	2
Dan Driessen, L (1, 3) OBP: 0.324, SLG: 0.398	1-3 1B		F2			1-3 2B		F9		4	1	2	0	0	0	1
Hubie Brooks, R (1, 6) OBP: 0.307, SLG: 0.382	F4			F9		K		K		4	0	0	0	0	2	4
Tim Wallach, R (1, 5) OBP: 0.331, SLG: 0.436		G3 WP BB		CS 1B		3B 2-H 3-H 2B			K	3	1	2	2	1	1	0
Miguel Dilone, S (1, 8) OBP: 0.243, SLG: 0.262		1-3 1-2		F8		2-H 3B			1-3	4	0	1	1	0	0	2
Sal Butera, R (1, 2) OBP: 0.233, SLG: 0.200 Steve Nicosia, R (9, PH) OBP: 0.160, SLG: 0.125	G3 2-3			CS 1-2	K	1-3			6-3	3 1	0 0	0 0	0 0	0 0	1 0	2 0
Mickey Mahler, S (1, 1) OBP: 0.200, SLG: 0.200 Randy St. Claire, R (6, 1) OBP: 1.000, SLG: 1.000 Al Newman, S (7, PH) Gary Lucas, L (7, 1)	K				F9		3-1			2 0 1 0	0 0 0 0	0 0 0 0	0 0 0 0	0 0 0 0	1 0 0 0	1 0 0 0
Inning Stats	R: 0 E: 0 K: 1 S: 7 H: 2 LOB: 2 BB: 0 P: 7	R: 0 E: 0 K: 1 S: 5 H: 0 LOB: 1 BB: 1 P: 9	R: 0 E: 0 K: 0 S: 4 H: 1 LOB: 1 BB: 0 P: 4	R: 0 E: 0 K: 0 S: 3 H: 1 LOB: 0 BB: 0 P: 3	R: 0 E: 0 K: 2 S: 7 H: 0 LOB: 0 BB: 0 P: 7	R: 3 E: 0 K: 1 S: 9 H: 4 LOB: 1 BB: 0 P: 9	R: 0 E: 0 K: 0 S: 3 H: 0 LOB: 0 BB: 0 P: 3	R: 0 E: 0 K: 2 S: 7 H: 0 LOB: 0 BB: 0 P: 7	R: 0 E: 0 K: 1 S: 5 H: 0 LOB: 0 BB: 0 P: 5	1B: 5 2B: 2 3B: 1 HR: 0 SF: 0 SAC: 0 DP: 0 HBP: 0						

PITCHER		IP	WLS	BF	H	R	ER	SO	BB	IBB	HBP	BLK	WP	HR	S	P	ERA	WHIP
Rick Aguilera, R ERA: 4.76	(1, 1)	5.0		19	4	0	0	4	1	0	0	0	1	0	26	30	0.00	1.000
Tom Gorman, L ERA: 5.2	(6, 1)	0.2		5	3	3	3	1	0	0	0	0	0	0	7	7	40.50	4.500
Terry Leach, R ERA:	(6, 1)	0.1		2	1	0	0	0	0	0	0	0	0	0	2	2	0.00	3.000
Doug Sisk, R ERA: 7.09	(7, 1)	3.0	W	9	0	0	0	3	0	0	0	0	0	0	15	15	0.00	0.000

PITCHER	IP	WLS	BF	H	R	ER	SO	BB	IBB	HBP	BLK	WP	HR	S	P	ERA	WHIP

TOP

Montreal Expos @ New York Mets

Shea Stadium, Flushing, NY

Fri Jun 21 1985, 7:05 PM EDT

Att. 38,554 - Unknown

livebaseballscorecards.com

AB	34
R	3
H	8
RBI	3
BB	1
SO	8
LOB	12

WP: 1 PA: 36
PB: 0
SB: 0
CS: 1

Montreal Expos @ New York Mets

Shea Stadium, Flushing, NY

Fri Jun 21 1985, 7:05 PM EDT

Att. 38,554 - Unknown

BOTTOM

Batter	1	2	3	4	5	6	7	8	9	AB	R	H	RBI	BB	SO	LOB
Mookie Wilson, S (1, 8) OBP: 0.308, SLG: 0.380	F9		5-3		1B 1-3 2-H 3-H		HR	1B 1-3 2-H		5	1	3	4	0	0	0
Kelvin Chapman, R (1, 4) OBP: 0.250, SLG: 0.215	K			FC3-6 1B	5-3		2B	F7		5	0	2	0	0	1	4
Keith Hernandez, L (1, 3) OBP: 0.369, SLG: 0.382	K			FC3-6 G4-6-3 1-2f		6-3	1-3			4	0	0	0	0	1	2
Gary Carter, R (1, 2) OBP: 0.370, SLG: 0.433		BB G4-6-3		G4-6-3 1-2f		F4	G6-4-3 IBB			2	0	0	0	2	0	1
George Foster, R (1, 7) OBP: 0.276, SLG: 0.420		G4-6-3 1-2f			BB 2B 1B	BB 1B WP	G6-4-3 1-2f			2	2	0	0	2	0	3
John Christensen, R (1, 9) OBP: 0.340, SLG: 0.381		BB			2B 1-3 1B	1B WP 1-3 2B		F7		3	2	2	0	1	0	0
Ray Knight, R (1, 5) OBP: 0.210, SLG: 0.283		K			K	BB 2B 1-3 3-H		1B 1B		3	1	1	0	1	2	3
Rafael Santana, R (1, 6) OBP: 0.288, SLG: 0.302			5-3		IBB 1B	2B 1-3 3-H		1B 1-2		3	0	2	1	1	0	0
Rick Aguilera, R (1, 1) OBP: 0.500, SLG: 0.333										1	0	0	0	0	1	0
Rusty Staub, L (5, PH) OBP: 0.292, SLG: 0.318										1	0	0	0	0	1	3
Tom Gorman, L (6, 1)										0	0	0	0	0	0	0
Terry Leach, R (6, 1)										0	0	0	0	0	0	0
Wally Backman, S (6, PH) OBP: 0.313, SLG: 0.300										1	0	0	0	0	0	2
Doug Sisk, R (7, 1)			K		K	5-3		K		1	0	0	0	0	1	2
Inning Stats	R: 0 E: 0 K: 2 S: 7 H: 0 LOB: 0 BB: 0 P: 7	R: 0 E: 0 K: 1 S: 4 H: 0 LOB: 1 BB: 2 P: 12	R: 0 E: 0 K: 1 S: 5 H: 0 LOB: 0 BB: 0 P: 5	R: 0 E: 0 K: 0 S: 3 H: 1 LOB: 0 BB: 0 P: 3	R: 2 E: 0 K: 2 S: 9 H: 2 LOB: 2 BB: 2 P: 17	R: 2 E: 0 K: 0 S: 5 H: 2 LOB: 2 BB: 2 P: 13	R: 1 E: 0 K: 0 S: 4 H: 2 LOB: 1 BB: 1 P: 8	R: 1 E: 0 K: 1 S: 8 H: 3 LOB: 2 BB: 0 P: 8		1B: 6 2B: 3 3B: 0 HR: 1 SF: 0 SAC: 0 DP: 3 HBP: 0						

livebaseballscorecards.com

AB	31
R	6
H	10
RBI	5
BB	7
SO	7
LOB	20

PITCHER		IP	WLS	BF	H	R	ER	SO	BB	IBB	HBP	BLK	WP	HR	S	P	ERA	WHIP	PITCHER	IP	WLS	BF	H	R	ER	SO	BB	IBB	HBP	BLK	WP	HR	S	P	ERA	WHIP
Mickey Mahler, L ERA: 2.17	(1, 1)	5.2	L	25	4	4	4	6	5	1	0	0	1	0	31	55	6.35	1.588																	
Randy St. Claire, R ERA: 2.77	(6, 1)	0.1		2	1	0	0	0	0	0	0	0	0	0	2	2	0.00	3.000																	
Gary Lucas, L ERA: 3.12	(7, 1)	2.0		11	5	2	2	1	0	1	0	0	0	1	12	16	9.00	2.500																	

Batter	1	2	3	4	5	6	7	8	9	10	AB	R	H	RBI	BB	SO	LOB
Tim Raines, S (1, 7) OBP: 0.357, SLG: 0.397	S S S 0-3 ① K		x 0-0 ① F9		x 0-0 ① FC5-4 1-2 1B			x 0-0 ① F9	x 0-0 ① F9	x 0-0 ③ 4-3	6	0	1	0	0	1	6
Vance Law, R (1, 4) OBP: 0.345, SLG: 0.356	x 0-0 ② 4-3		x 0-0 ② 5-3		x 0-0 ② FC5-4 1-2f 2-H			B B B B 4-0 1B E BB	x 0-0 ② FC5-2 1-2 2-3 3-Hf		4	1	0	0	1	0	4
Andre Dawson, R (1, 9) (10, 8) OBP: 0.297, SLG: 0.442	x 0-0 ③ F8		S S S 0-3 ③ K		x 0-0 ③ 5-3			S S S 0-3 ② K	S S S 0-3 ③ K		5	0	0	0	0	3	5
Dan Driessen, L (1, 3) OBP: 0.330, SLG: 0.405		B B B B 4-0 FC1-4 1B FC3-6 BB	x 0-0 ① F5	S S S 0-3 ① K				x 0-0 E9 1-H 1B		x 0-0 G3 E 2B	4	2	2	0	1	1	0
Hubie Brooks, R (1, 6) OBP: 0.308, SLG: 0.382		x 0-0 FC1-4 1-2 1B	x 0-0 ② F9		x 0-0 F2 1B			S S S 0-3 ③ K		x 0-0 ① G3 2-3	5	0	2	0	0	1	2
Tim Wallach, R (1, 5) OBP: 0.336, SLG: 0.445		x 0-0 ① FC1-4 FC3-6 1-2f 2-3	x 0-0 WP 2B		x 0-0 ② ③ F2 1-2				x 0-0 1B 2B 2B	I I I I 4-0 FC5-4 E IBB	4	1	2	0	1	0	3
Miguel Dilone, S (1, 8) OBP: 0.247, SLG: 0.254		x 0-0 ② FC3-6 S 1-2f 3-H	x 0-0 ③ G3 2-3				B B B B 4-0 G4-6-3 BB	x 0-0 2B FC5-2 1B 2-3	x 0-0 E4 FC5-4 1-2 3-H		2	0	0	1	1	0	2
Skeeter Barnes, R (9, PH) OBP: 0.333, SLG: 0.333											1	0	1	0	0	0	0
Mitch Webster, S (9, 8)											0	0	0	0	0	0	0
Terry Francona, L (10, PH) OBP: 0.296, SLG: 0.316											1	0	0	1	0	0	1
(10, 9)																	
Steve Nicosia, R (1, 2) OBP: 0.233, SLG: 0.214		B B B B 4-0 1-2 BB			x 0-0 FC3-6 1B		x 0-0 ① ② G4-6-3 1-2f		x 0-0 FC5-2 1-3 3-H 2B	x 0-0 ② FC5-4 S 1-2f 2-3	4	0	2	1	1	0	3
David Palmer, R (1, 1) OBP: 0.120, SLG: 0.160		S S S 0-3 ③ K			x 0-0 ① FC3-6 1B E 1-2f		x 0-0 ③ 6-3		I I I I 4-0 FC5-2 IBB	B B B B 4-0 1-2 BB	3	1	0	0	0	1	3
Jeff Reardon, R (7, 1) OBP: 0.250, SLG: 0.250											0	0	0	0	0	0	0
Tim Burke, R (7, 1) OBP: 0.333, SLG: 0.333											0	0	0	0	0	0	0
Jim Wohlford, R (9, PH) OBP: 0.267, SLG: 0.260											0	0	0	0	1	0	0
Randy St. Claire, R (9, 1) OBP: 1.000, SLG: 1.000											0	0	0	0	1	0	0
Inning Stats	R: 0 E: 0 K: 1 S: 5 H: 0 LOB: 0 BB: 0 P: 5	R: 1 E: 0 K: 1 S: 6 H: 1 LOB: 2 BB: 2 P: 14	R: 0 E: 0 K: 1 S: 5 H: 0 LOB: 0 BB: 0 P: 5	R: 0 E: 0 K: 0 S: 4 H: 1 LOB: 1 BB: 0 P: 4	R: 1 E: 1 K: 0 S: 5 H: 2 LOB: 1 BB: 0 P: 5	R: 0 E: 0 K: 1 S: 5 H: 1 LOB: 0 BB: 0 P: 5	R: 0 E: 0 K: 0 S: 2 H: 0 LOB: 0 BB: 1 P: 6	R: 1 E: 1 K: 2 S: 8 H: 1 LOB: 1 BB: 1 P: 12	R: 1 E: 0 K: 1 S: 8 H: 3 LOB: 3 BB: 1 P: 12	R: 1 E: 1 K: 0 S: 5 H: 1 LOB: 3 BB: 2 P: 13	1B: 6 2B: 4 3B: 0 HR: 0	SF: 0 SAC: 0 DP: 1 HBP: 0						

PITCHER	IP	WLS	BF	H	R	ER	SO	BB	IBB	HBP	BLK	WP	HR	S	P	ERA	WHIP
Ron Darling, R (1, 1) ERA: 2.2	7.0		27	5	2	1	4	3	0	0	0	1	0	32	44	1.29	1.143
Jesse Orosco, L (8, 1) ERA: 2.88	1.1		10	4	2	1	2	1	1	0	0	0	0	12	20	6.75	3.750
Roger McDowell, R (9, 1) ERA: 2.74	1.2	L	9	1	1	1	1	1	1	0	0	0	0	9	17	5.40	1.200

PITCHER	IP	WLS	BF	H	R	ER	SO	BB	IBB	HBP	BLK	WP	HR	S	P	ERA	WHIP

TOP

Montreal Expos @ New York Mets

Shea Stadium, Flushing, NY

Sat Jun 22 1985, 7:05 PM EDT

Att. 51,513 - Unknown

livebaseballscorecards.com

AB	39
R	5
H	10
RBI	3
BB	7
SO	7
LOB	29

WP: 1	PA: 46		
PB: 0			
SB: 2			
CS: 0			

Montreal Expos @ New York Mets

Shea Stadium, Flushing, NY

Sat Jun 22 1985, 7:05 PM EDT
Att. 51,513 - Unknown

BOTTOM

Batter	1	2	3	4	5	6	7	8	9	10	AB	R	H	RBI	BB	SO	LOB
Wally Backman, S (1, 4) OBP: 0.315, SLG: 0.299	K		BB		G3		HR	SH5-4		F9	4	1	1	0	1	1	1
Lenny Dykstra, L (1, 8) OBP: 0.333, SLG: 0.450	K2-3		1B		K		HR	F5		L6	3	0	1	0	0	2	0
Rusty Staub, L (7, PH) OBP: 0.320, SLG: 0.478											1	1	1	3	0	0	0
Mookie Wilson, S (8, 8) OBP: 0.307, SLG: 0.379											1	0	0	0	0	0	2
Roger McDowell, R (9, 1) OBP: 0.200, SLG: 0.111											0	0	0	0	0	0	0
Ray Knight, R (10, PH) OBP: 0.208, SLG: 0.281											1	0	0	0	0	0	1
Keith Hernandez, L (1, 3) OBP: 0.374, SLG: 0.382	6-3		K			1B	BB	IBB			3	1	1	0	2	1	2
Gary Carter, R (1, 2) OBP: 0.371, SLG: 0.429		4-3		BB		F5	1B	5-3			4	0	1	0	1	0	4
Danny Heep, L (1, 9) OBP: 0.335, SLG: 0.438 (8, 7)		3-1		E4		K	HBP		F7		5	0	1	1	0	1	2
George Foster, R (1, 7) OBP: 0.286, SLG: 0.418		BB		G6-4-3		5-3	HBP		5-3		1	0	0	0	2	0	1
Jesse Orosco, R (8, 1) OBP: 0.500, SLG: 0.500											0	0	0	0	0	0	0
John Christensen, R (9, 8) OBP: 0.337, SLG: 0.376							3-1				1	0	0	0	0	0	0
Howard Johnson, S (1, 5) OBP: 0.253, SLG: 0.232	F8		K				K		K		5	0	0	0	0	3	7
Rafael Santana, R (1, 6) OBP: 0.291, SLG: 0.304		4-3		G6-4-3			1B 4-3 HR	SH5-4 BB		4-3	5	1	2	0	0	0	3
Ron Darling, R (1, 1) OBP: 0.158, SLG: 0.211		5-3			6-3		4-3	SH5-4		BB	2	0	0	0	0	0	0
Clint Hurdle, L (7, PH) OBP: 0.385, SLG: 0.419 (8, 9)											1	0	0	0	2	0	1
Kelvin Chapman, R (10, PR) OBP: 0.250, SLG: 0.215											0	0	0	0	0	0	0

Inning Stats	1	2	3	4	5	6	7	8	9	10
	R: 0 H: 0 E: 0 LOB: 0 K: 2 BB: 0 S: 7 P: 7	R: 0 H: 0 E: 0 LOB: 1 K: 0 BB: 1 S: 3 P: 7	R: 0 H: 1 E: 0 LOB: 2 K: 1 BB: 1 S: 6 P: 10	R: 0 H: 0 E: 1 LOB: 2 K: 1 BB: 2 S: 5 P: 13	R: 0 H: 0 E: 0 LOB: 0 K: 1 BB: 0 S: 5 P: 5	R: 0 H: 1 E: 0 LOB: 1 K: 1 BB: 0 S: 6 P: 6	R: 4 H: 5 E: 0 LOB: 3 K: 1 BB: 1 S: 10 P: 15	R: 0 H: 1 E: 0 LOB: 3 K: 0 BB: 2 S: 4 P: 12	R: 0 H: 0 E: 0 LOB: 0 K: 1 BB: 0 S: 5 P: 5	R: 0 H: 0 E: 0 LOB: 1 K: 0 BB: 1 S: 3 P: 7

1B: 7	SF: 0	WP: 0 PA: 47
2B: 0	SAC: 1	PB: 0
3B: 0	DP: 1	SB: 0
HR: 1	HBP: 1	CS: 0

PITCHER		IP	WLS	BF	H	R	ER	SO	BB	IBB	HBP	BLK	WP	HR	S	P	ERA	WHIP
David Palmer, R ERA: 2.68	(1, 1)	6.2		27	3	1	1	6	4	0	0	0	0	0	35	51	1.35	1.050
Jeff Reardon, R ERA: 2.01	(7, 1)	0.0		3	2	2	2	0	1	0	0	0	0	1	2	6	∞	∞
Tim Burke, R ERA: 1.9	(7, 1)	1.1		10	3	1	1	1	1	1	1	0	0	0	9	18	6.75	3.000
Randy St. Claire, R ERA: 2.4	(9, 1)	2.0	W	7	0	0	0	1	1	0	0	0	0	0	8	12	0.00	0.500

PITCHER	IP	WLS	BF	H	R	ER	SO	BB	IBB	HBP	BLK	WP	HR	S	P	ERA	WHIP

livebaseballscorecards.com

AB	37
R	4
H	8
RBI	4
BB	8
SO	8
LOB	24

Montreal Expos @ New York Mets

Shea Stadium, Flushing, NY

Sun Jun 23 1985, 3:33 AM EDT

Att. 44,506 - Unknown

Batter	1	2	3	4	5	6	7	8	9	AB	R	H	RBI	BB	SO	LOB
Tim Raines, S (1, 7) OBP: 0.358, SLG: 0.406	6-3		SF4 3B 2-H 3-H		HR 1B		K		FC6-4 1-2f	5	2	2	2	0	1	1
Vance Law, R (1, 4) OBP: 0.343, SLG: 0.371	6-3		SF4 3-H		HR 1-H		F4			3	1	1	3	0	0	0
Andre Dawson, R (1, 9) OBP: 0.292, SLG: 0.434	F8		E6 FC4		5-3		6-3			4	0	0	0	0	0	0
Dan Driessen, L (1, 3) OBP: 0.329, SLG: 0.402		5-3 1B	FC4 1-2f		F8			F7		4	0	1	0	0	0	1
Hubie Brooks, R (1, 6) OBP: 0.304, SLG: 0.376		F3	F5			K		F8		4	0	0	0	0	1	2
Tim Wallach, R (1, 5) OBP: 0.335, SLG: 0.444		5-3 1-2		F8		1B 1B		1-3		1	0	0	0	0	0	1
Skeeter Barnes, R (2, 5) OBP: 0.333, SLG: 0.333										3	0	1	0	0	0	0
Miguel Dilone, S (1, 8) OBP: 0.247, SLG: 0.243		F4		CS BB		F8			6-3	3	0	0	0	1	0	2
Steve Nicosia, R (1, 2) OBP: 0.265, SLG: 0.226			E FC1 3B BB	F5		1-3 1B			1-3	3	1	1	0	1	0	1
Bryn Smith, R (1, 1) OBP: 0.250, SLG: 0.258			FC1 3B 1-3	CS 1-2	6-3	K			FC6-4 1B	4	1	1	0	0	1	3

Inning Stats	1	2	3	4	5	6	7	8	9	1B	SF	WP	PA
	R: 0 H: 0	R: 0 H: 1	R: 3 H: 1	R: 0 H: 0	R: 2 H: 2	R: 0 H: 2	R: 0 H: 0	R: 0 H: 0	R: 0 H: 1	1B: 5	SF: 1	WP: 0	PA: 38
	E: 0 LOB: 0	E: 0 LOB: 1	E: 2 LOB: 1	E: 0 LOB: 0	E: 0 LOB: 0	E: 0 LOB: 2	E: 0 LOB: 0	E: 0 LOB: 0	E: 0 LOB: 1	2B: 0	SAC: 0	PB: 0	
	K: 0 BB: 0	K: 0 BB: 0	K: 0 BB: 1	K: 0 BB: 1	K: 0 BB: 0	K: 2 BB: 0	K: 1 BB: 0	K: 0 BB: 0	K: 0 BB: 0	3B: 1	DP: 0	SB: 0	
	S: 3 P: 3	S: 4 P: 4	S: 6 P: 10	S: 2 P: 6	S: 5 P: 5	S: 9 P: 9	S: 5 P: 5	S: 3 P: 3	S: 4 P: 4	HR: 1	HBP: 0	CS: 1	

PITCHER		IP	WLS	BF	H	R	ER	SO	BB	IBB	HBP	BLK	WP	HR	S	P	ERA	WHIP
Ed Lynch, R ERA: 2.87	(1, 1)	5.0	L	22	4	5	4	0	2	0	0	0	0	1	20	28	7.20	1.200
Terry Leach, R ERA:	(6, 1)	3.0		11	2	0	0	3	0	0	0	0	0	0	17	17	0.00	0.667
Tom Gorman, L ERA: 5.02	(9, 1)	1.0		4	1	0	0	0	0	0	0	0	0	0	4	4	0.00	1.000

PITCHER	IP	WLS	BF	H	R	ER	SO	BB	IBB	HBP	BLK	WP	HR	S	P	ERA	WHIP

livebaseballscorecards.com

AB	34
R	5
H	7
RBI	5
BB	2
SO	3
LOB	11

Montreal Expos @ New York Mets

Shea Stadium, Flushing, NY

Sun Jun 23 1985, 3:33 AM EDT

Att. 44,506 - Unknown

BOTTOM

Batter	1	2	3	4	5	6	7	8	9	AB	R	H	RBI	BB	SO	LOB
Wally Backman, S (1, 4) OBP: 0.308, SLG: 0.292	4-3		FC6-4 1B 1-2f 2-3		5-3			G3		4	0	0	0	0	0	3
Lenny Dykstra, L (1, 8) OBP: 0.320, SLG: 0.417	4-3		1B 1-3 3-H			F6		1-3		4	0	1	1	0	0	1
Keith Hernandez, L (1, 3) OBP: 0.368, SLG: 0.375	F9		F9			1-3		F5		4	0	0	0	0	0	3
Gary Carter, R (1, 2) OBP: 0.369, SLG: 0.426		G6-4-3 1B		F8		4-3			F3	4	0	1	0	0	0	0
Danny Heep, L (1, 7) OBP: 0.339, SLG: 0.440		G6-4-3 1-2f		5-3 1B			F9		G6-4-3 1B	4	0	2	0	0	0	1
John Christensen, R (1, 9) OBP: 0.324, SLG: 0.360		K		5-3 1-2			F4		G6-4-3 1-2f	4	0	0	0	0	1	2
Howard Johnson, S (1, 5) OBP: 0.261, SLG: 0.241			FC3-5 1B	K			1B			3	0	2	0	0	1	1
Rafael Santana, R (1, 6) OBP: 0.291, SLG: 0.305			FC6-4 FC3-5 1-2 1B		4-3		6-3			3	1	1	0	0	0	1
Ed Lynch, R (1, 1) OBP: 0.185, SLG: 0.083 Clint Hurdle, L (5, PH) OBP: 0.375, SLG: 0.406 Terry Leach, R (6, 1) Kelvin Chapman, R (8, PH) OBP: 0.248, SLG: 0.213 Tom Gorman, L (9, 1)			FC3-5 FC6-4 1-2 2-3f		G3			E6		1 1 0 1 0	0 0 0 0 0	0 0 0 0 0	0 0 0 0 0	0 0 0 0 0	0 0 0 0 0	2 0 0 0 0

Inning Stats	1	2	3	4	5	6	7	8	9
	R: 0 E: 0 K: 0 S: 3	H: 0 LOB: 0 BB: 0 P: 3	R: 0 E: 0 K: 1 S: 5	H: 1 LOB: 0 BB: 0 P: 5	R: 1 E: 0 K: 0 S: 6	H: 3 LOB: 2 BB: 0 P: 6	R: 0 E: 0 K: 1 S: 6	H: 1 LOB: 1 BB: 0 P: 6	R: 0 E: 0 K: 0 S: 3	H: 0 LOB: 0 BB: 0 P: 3	R: 0 E: 0 K: 0 S: 3	H: 0 LOB: 0 BB: 0 P: 3	R: 0 E: 0 K: 0 S: 4	H: 1 LOB: 1 BB: 0 P: 4	R: 0 E: 1 K: 0 S: 4	H: 0 LOB: 1 BB: 0 P: 4	R: 0 E: 0 K: 0 S: 3	H: 1 LOB: 0 BB: 0 P: 3

1B: 7	SF: 0	WP: 0
2B: 0	SAC: 0	PB: 0
3B: 0	DP: 2	SB: 0
HR: 0	HBP: 0	CS: 0

PA: 33

PITCHER	IP	WLS	BF	H	R	ER	SO	BB	IBB	HBP	BLK	WP	HR	S	P	ERA	WHIP
Bryn Smith, R (1, 1) ERA: 3.11	9.0	W	33	7	1	1	2	0	0	0	0	0	0	37	37	1.00	0.778

PITCHER	IP	WLS	BF	H	R	ER	SO	BB	IBB	HBP	BLK	WP	HR	S	P	ERA	WHIP

livebaseballscorecards.com

AB	33
R	1
H	7
RBI	1
BB	0
SO	2
LOB	14

Montreal Expos @ Pittsburgh Pirates

Three Rivers Stadium, Pittsburgh, PA

Tue Jun 25 1985, 7:05 PM EDT

Att. 6,874 - Unknown

TOP

Batter	1	2	3	4	5	6	7	8	9	AB	R	H	RBI	BB	SO	LOB
Tim Raines, S (1, 7) OBP: 0.358, SLG: 0.418	FC6-4 1B		L3		F7		HR		F4	5	1	2	1	0	0	1
U L Washington, S (1, 4) OBP: 0.371, SLG: 0.435	K		1B		2-3 1B		BB		K	4	1	2	0	1	2	1
Vance Law, R (1, 5) OBP: 0.340, SLG: 0.367	FC6-4 1-2f		K		1-2 3-H 1B		F5 1-3		4-3	5	0	1	1	0	1	3
Dan Driessen, L (1, 3) OBP: 0.328, SLG: 0.399	4-3			F2	G3		2B 3-H 1B			4	0	1	1	0	0	3
Hubie Brooks, R (1, 6) OBP: 0.307, SLG: 0.382		K		E6 G3		CS 1B	1-3 2B			4	0	2	0	0	1	0
Terry Francona, L (1, 9) OBP: 0.298, SLG: 0.316 Jim Wohlford, R (7, PH) OBP: 0.264, SLG: 0.256 Randy St. Claire, R (7, 1) OBP: 1.000, SLG: 1.000 Jeff Reardon, R (7, 1) OBP: 0.250, SLG: 0.250		F8		G3 1-2		1-2 1B	K			3 1 0 0	0 0 0 0	1 0 0 0	0 0 0 0	0 1 0 0	0 2 0 0	1 2 0 0
Mitch Webster, S (1, 8) OBP: 0.200, SLG: 0.400 (7, 9)		2B		F8		F9		1-3		4	0	1	0	0	0	2
Steve Nicosia, R (1, 2) OBP: 0.263, SLG: 0.206		5-3			1B SH3-4 1B BB	F9		3-1		3	1	0	0	1	0	2
Joe Hesketh, R (1, 1) OBP: 0.192, SLG: 0.160 Tim Burke, R (6, 1) OBP: 0.333, SLG: 0.333 Skeeter Barnes, R (7, PH) OBP: 0.286, SLG: 0.286 Miguel Dilone, S (7, 8) OBP: 0.244, SLG: 0.239			K		SH3-4 1-2		F8	F8		1 0 1 1	0 0 0 0	0 0 0 0	0 0 0 0	0 0 0 0	1 0 0 0	0 0 0 0
Inning Stats	R: 0 E: 0 K: 1 S: 6 H: 1 LOB: 1 BB: 0 P: 6	R: 0 E: 0 K: 1 S: 6 H: 1 LOB: 1 BB: 0 P: 6	R: 0 E: 0 K: 2 S: 8 H: 1 LOB: 1 BB: 0 P: 8	R: 0 E: 1 K: 0 S: 4 H: 0 LOB: 1 BB: 0 P: 4	R: 1 E: 0 K: 0 S: 5 H: 2 LOB: 2 BB: 1 P: 9	R: 0 E: 0 K: 0 S: 4 H: 2 LOB: 1 BB: 0 P: 4	R: 2 E: 0 K: 1 S: 8 H: 3 LOB: 2 BB: 1 P: 12	R: 0 E: 0 K: 0 S: 3 H: 0 LOB: 0 BB: 0 P: 3	R: 0 E: 0 K: 1 S: 5 H: 0 LOB: 0 BB: 0 P: 5	1B: 7 2B: 2 3B: 0 HR: 1 SF: 0 SAC: 1 DP: 0 HBP: 0						

PITCHER	IP	WLS	BF	H	R	ER	SO	BB	IBB	HBP	BLK	WP	HR	S	P	ERA	WHIP
Rick Rhoden, R (1, 1) ERA: 4.44	6.0		26	7	1	1	4	1	0	0	0	0	0	33	37	1.50	1.333
Al Holland, L (7, 1) ERA: 3.33	0.2	L	6	3	2	2	0	1	0	0	0	0	1	5	9	27.00	6.000
Don Robinson, R (7, 1) ERA: 2.64	1.1		4	0	0	0	1	0	0	0	0	0	0	6	6	0.00	0.000
John Candelaria, L (9, 1) ERA: 4.09	1.0		3	0	0	0	1	0	0	0	0	0	0	5	5	0.00	0.000

PITCHER	IP	WLS	BF	H	R	ER	SO	BB	IBB	HBP	BLK	WP	HR	S	P	ERA	WHIP

AB	36
R	3
H	10
RBI	3
BB	2
SO	6
LOB	15

WP: 0 PB: 0 SB: 1 CS: 1 PA: 39

livebaseballscorecards.com

Batter	1	2	3	4	5	6	7	8	9	AB	R	H	RBI	BB	SO	LOB
Bill Almon, R (1, 7) OBP: 0.331, SLG: 0.400	0-0 5-3		0-3 K			0-3 K	0-0 1-3 1B			3	0	0	0	0	2	1
Joe Orsulak, L (7, 7) OBP: 0.311, SLG: 0.325										1	0	1	0	0	0	0
Johnny Ray, S (1, 4) OBP: 0.287, SLG: 0.357	0-0 F7			0-0 P3		0-0 F8	0-0 F4			4	0	0	0	0	0	3
Bill Madlock, R (1, 5) OBP: 0.310, SLG: 0.359	4-0 FC5-4 BB			0-3 K		4-0 BB 1B BB		0-0 G3		1	0	0	0	2	1	0
Al Holland, R (7, 1) OBP: 0.750, SLG: 1.333										0	0	0	0	0	0	0
Don Robinson, R (7, 1)										0	0	0	0	0	0	0
Lee Mazzilli, S (8, PH) OBP: 0.466, SLG: 0.409										1	0	0	0	0	0	0
John Candelaria, L (9, 1)										0	0	0	0	0	0	0
George Hendrick, R (1, 9) OBP: 0.298, SLG: 0.332	0-0 FC5-4 1-2f			0-0 F7		0-0 BB 1B 1-2 2-H		0-0 F8		4	0	1	1	0	0	1
Jason Thompson, L (1, 3) OBP: 0.338, SLG: 0.435		0-0 G3			0-0 G3	4-0 BB 1-2 2-3		0-0 4-3		3	0	0	0	1	0	0
Tony Peña, R (1, 2) OBP: 0.294, SLG: 0.356		0-0 F8			0-0 F9	0-0 5-3			0-0 F7	4	0	0	0	0	0	3
Marvell Wynne, L (1, 8) OBP: 0.255, SLG: 0.299		0-0 6-3			0-0 4-3		0-0 4-3		0-3 K	4	0	0	0	0	1	0
Sam Khalifa, R (1, 6) OBP: 0.750, SLG: 0.750			0-0 G3			0-0 2B 1B	0-0 1B 1B		0-0 1B	4	1	3	0	0	0	0
Rick Rhoden, R (1, 1) OBP: 0.242, SLG: 0.250			0-0 6-3			0-0 1B 2B 1-H	0-3 K		0-0 F8	1	0	0	0	0	0	0
Jim Morrison, R (6, PH) OBP: 0.309, SLG: 0.337 (7, 5)										3	1	1	1	0	1	2
Inning Stats	R: 0 E: 0 K: 0 S: 3 H: 0 LOB: 1 BB: 1 P: 7	R: 0 E: 0 K: 0 S: 3 H: 0 LOB: 0 BB: 0 P: 3	R: 0 E: 0 K: 1 S: 5 H: 0 LOB: 0 BB: 0 P: 5	R: 0 E: 0 K: 1 S: 5 H: 0 LOB: 0 BB: 0 P: 5	R: 0 E: 0 K: 0 S: 3 H: 0 LOB: 0 BB: 0 P: 3	R: 2 E: 0 K: 1 S: 8 H: 3 LOB: 3 BB: 2 P: 16	R: 0 E: 0 K: 1 S: 7 H: 2 LOB: 2 BB: 0 P: 7	R: 0 E: 0 K: 0 S: 3 H: 0 LOB: 0 BB: 0 P: 3	R: 0 E: 0 K: 1 S: 6 H: 1 LOB: 1 BB: 0 P: 6	1B: 5 2B: 1 3B: 0 HR: 0	SF: 0 SAC: 0 DP: 0 HBP: 0			WP: 0 PB: 0 SB: 0 CS: 0	PA: 36			

PITCHER		IP	WLS	BF	H	R	ER	SO	BB	IBB	HBP	BLK	WP	HR	S	P	ERA	WHIP
Joe Hesketh, L ERA: 2.19	(1, 1)	5.2		23	3	2	0	3	3	0	0	0	0	0	26	38	0.00	1.059
Tim Burke, R ERA: 1.88	(6, 1)	0.1	W	1	0	0	0	0	0	0	0	0	0	0	1	1	0.00	0.000
Randy St. Claire, R ERA: 2.3	(7, 1)	0.2		4	2	0	0	1	0	0	0	0	0	0	6	6	0.00	3.000
Jeff Reardon, R ERA: 1.91	(7, 1)	2.1	S	8	1	0	0	1	0	0	0	0	0	0	10	10	0.00	0.429

PITCHER	IP	WLS	BF	H	R	ER	SO	BB	IBB	HBP	BLK	WP	HR	S	P	ERA	WHIP

BOTTOM

Montreal Expos @ Pittsburgh Pirates

Three Rivers Stadium, Pittsburgh, PA

Tue Jun 25 1985, 7:05 PM EDT

Att. 6,874 - Unknown

livebaseballscorecards.com

AB	33
R	2
H	6
RBI	2
BB	3
SO	5
LOB	10

Batter	1	2	3	4	5	6	7	8	9	AB	R	H	RBI	BB	SO	LOB
Tim Raines, S (1, 7) OBP: 0.360, SLG: 0.419	4-3		1B BB 2B 1B		6-3		1-2 BB 1B		G1	4	1	2	0	0	0	0
Skeeter Barnes, R (7, 5) OBP: 0.250, SLG: 0.250										1	0	0	0	0	0	0
U L Washington, S (1, 4) OBP: 0.367, SLG: 0.446	5-3		F8		3B		F7			4	0	1	0	0	0	3
(7, 6)																
Vance Law, R (1, 5) OBP: 0.343, SLG: 0.363	F9		1-2 1B 2B BB		K		1-2 2-3 G4-6-3 BB			2	1	0	0	2	1	1
(7, 4)																
Dan Driessen, L (1, 3) OBP: 0.326, SLG: 0.396		F7	1-2 2-3 2B 1B		5-3		1-2f G4-6-3			4	0	1	0	0	0	4
Jim Wohlford, R (7, 9) OBP: 0.264, SLG: 0.256										0	0	0	0	0	0	0
Hubie Brooks, R (1, 6) OBP: 0.307, SLG: 0.385		6-3	1-3 2-H 3-H 2B			5-3		F8		3	0	1	2	0	0	0
Mitch Webster, S (7, 7) OBP: 0.167, SLG: 0.333										1	0	0	0	0	0	0
Terry Francona, L (1, 9) OBP: 0.295, SLG: 0.325		1B 2B	5-3			L5		F7		4	0	1	0	0	0	2
(7, 3)																
Miguel Dilone, S (1, 8) OBP: 0.256, SLG: 0.253		2-3 1B		F8		1B		K		4	0	2	0	0	1	0
Steve Nicosia, R (1, 2) OBP: 0.256, SLG: 0.200		K		K		K			K	1	0	0	0	0	1	2
Randy St. Claire, R (2, 1) OBP: 0.500, SLG: 0.333										2	0	0	0	0	2	1
Gary Lucas, L (6, 1)										0	0	0	0	0	0	0
Sal Butera, R (8, 1) OBP: 0.227, SLG: 0.195										1	0	0	0	0	1	0
Jack O'Connor, L (1, 1)			6-3	K			BB 1B		F9	0	0	0	0	0	0	0
Mike Fitzgerald, R (2, 2) OBP: 0.292, SLG: 0.206										4	0	1	0	0	1	0
Inning Stats	R: 0 H: 0 E: 0 LOB: 0 K: 0 BB: 0 S: 3 P: 3	R: 0 H: 2 E: 0 LOB: 2 K: 1 BB: 0 S: 7 P: 7	R: 2 H: 3 E: 0 LOB: 2 K: 0 BB: 1 S: 6 P: 10	R: 0 H: 0 E: 0 LOB: 0 K: 2 BB: 0 S: 7 P: 7	R: 0 H: 1 E: 0 LOB: 1 K: 1 BB: 0 S: 6 P: 6	R: 0 H: 1 E: 0 LOB: 1 K: 1 BB: 0 S: 6 P: 6	R: 0 H: 2 E: 0 LOB: 2 K: 0 BB: 1 S: 4 P: 8	R: 0 H: 0 E: 0 LOB: 0 K: 1 BB: 0 S: 5 P: 5	R: 0 H: 0 E: 0 LOB: 0 K: 1 BB: 0 S: 5 P: 5	1B: 6 SF: 0 2B: 2 SAC: 0 3B: 1 DP: 1 HR: 0 HBP: 0				WP: 0 PA: 37 PB: 0 SB: 0 CS: 0		

PITCHER		IP	WLS	BF	H	R	ER	SO	BB	IBB	HBP	BLK	WP	HR	S	P	ERA	WHIP
Rick Reuschel, R ERA: 2.3	(1, 1)	9.0	W	37	9	2	2	7	2	0	0	0	0	0	49	57	2.00	1.222

PITCHER	IP	WLS	BF	H	R	ER	SO	BB	IBB	HBP	BLK	WP	HR	S	P	ERA	WHIP

Montreal Expos @ Pittsburgh Pirates

Three Rivers Stadium, Pittsburgh, PA

Wed Jun 26 1985, 7:05 PM EDT

Att. 16,770 - Unknown

TOP

livebaseballscorecards.com

AB	35
R	2
H	9
RBI	2
BB	2
SO	7
LOB	13

Batter	1	2	3	4	5	6	7	8	9	AB	R	H	RBI	BB	SO	LOB
Bill Almon, R (1, 7) OBP: 0.339, SLG: 0.419	0-0 2B SF9 1B	0-0 WP SF8 2B 1-3 3-H	0-0 ② F9		0-0 4-3 2B 2-H		0-0 ① 4-3			5	2	3	2	0	0	0
Johnny Ray, S (1, 4) OBP: 0.289, SLG: 0.361	0-0 SF9 1B 2B 1-3	0-0 ① SF8 2-H 3-H	BBBB 4-0 BB		0-0 ② 4-3 2-3		0-0 ② 6-3			3	1	1	1	1	0	1
Jim Morrison, R (1, 5) OBP: 0.296, SLG: 0.321	0-0 E5 SF9 1B	0-0 ② F8	0-0 ③ F6		0-0 ③ F7		0-0 ③ 5-3			5	1	0	0	0	0	4
George Hendrick, R (1, 9) OBP: 0.295, SLG: 0.335	0-0 ① SF9 1-2 2-3 3-H	0-0 2B 2B		0-0 ① 1-3		0-0 ① 6-3		0-0 ① 5-3		4	1	1	1	0	0	0
Jason Thompson, L (1, 3) OBP: 0.344, SLG: 0.437	0-0 BB 2-H 3-H 1B	BBBB 4-0 2B 1B BB		0-0 ② F6		0-0 1B 1B 1B		0-0 ② F7		4	2	2	2	1	0	0
Tony Peña, R (1, 2) OBP: 0.304, SLG: 0.371	BBBB 4-0 G1-4-3 1-2 BB	0-0 1B 1-3 2-H 2B		0-0 2B		0-0 WP 1B 1-2 1B		0-0 ③ 5-3		4	1	3	1	1	0	0
Marvell Wynne, L (1, 8) OBP: 0.261, SLG: 0.304	0-0 ② ③ G1-4-3 1-2f	0-0 FC6-4 2-H 3-H 1B		0-0 ③ 4-3		0-0 WP 1-2 2-H 1B				4	0	2	3	0	0	3
Sam Khalifa, R (1, 6) OBP: 0.625, SLG: 0.875		0-0 SH 2B 2B 0-0 FC6-4 1-2f			0-0 WP 2B 2B	SSS 0-3 ② K 1-2 2-3				4	2	2	0	0	1	3
Rick Reuschel, R (1, 1) OBP: 0.176, SLG: 0.176		0-0 SH 2B WP 2-3	SSS 0-3 ① K		SSS 0-3 ① K	0-0 ③ 5-3				3	1	0	0	0	2	3
Inning Stats	R: 3 E: 1 K: 0 S: 6 H: 3 LOB: 1 BB: 1 P: 10	R: 6 E: 0 K: 0 S: 9 H: 5 LOB: 1 BB: 1 P: 13	R: 0 E: 0 K: 1 S: 5 H: 0 LOB: 1 BB: 1 P: 9	R: 0 E: 0 K: 0 S: 4 H: 1 LOB: 1 BB: 0 P: 4	R: 1 E: 0 K: 1 S: 7 H: 2 LOB: 1 BB: 0 P: 7	R: 1 E: 0 K: 1 S: 8 H: 3 LOB: 2 BB: 0 P: 8	R: 0 E: 0 K: 0 S: 3 H: 0 LOB: 0 BB: 0 P: 3	R: 0 E: 0 K: 0 S: 3 H: 0 LOB: 0 BB: 0 P: 3		1B: 6 2B: 8 3B: 0 HR: 0	SF: 2 SAC: 1 DP: 1 HBP: 0					

PITCHER		IP	WLS	BF	H	R	ER	SO	BB	IBB	HBP	BLK	WP	HR	S	P	ERA	WHIP
Jack O'Connor, L ERA: 15.43	(1, 1)	1.2	L	16	8	9	8	0	2	0	0	0	1	0	14	22	43.20	6.000
Randy St. Claire, R ERA: 2.79	(2, 1)	3.2		18	6	2	2	2	1	0	0	0	1	0	21	25	4.91	1.909
Gary Lucas, L ERA: 2.84	(6, 1)	1.2		5	0	0	0	1	0	0	0	0	1	0	7	7	0.00	0.000
Sal Butera, R ERA:	(8, 1)	1.0		3	0	0	0	0	0	0	0	0	0	0	3	3	0.00	0.000

PITCHER	IP	WLS	BF	H	R	ER	SO	BB	IBB	HBP	BLK	WP	HR	S	P	ERA	WHIP

BOTTOM

Montreal Expos @ Pittsburgh Pirates

Three Rivers Stadium, Pittsburgh, PA

Wed Jun 26 1985, 7:05 PM EDT

Att. 16,770 - Unknown

livebaseballscorecards.com

AB	36
R	11
H	14
RBI	10
BB	3
SO	3
LOB	14

Batter	1	2	3	4	5	6	7	8	9	AB	R	H	RBI	BB	SO	LOB
Tim Raines, S (1, 7) OBP: 0.362, SLG: 0.432	F8		F7		HR (2-H)		FC4, 1B			4	1	2	2	0	0	1
U L Washington, S (1, 4) OBP: 0.369, SLG: 0.456	4-3			BB, 1B, 2B	4-3		FC4 (1-2f)			2	1	1	0	0	0	0
Terry Francona, L (4, 3) OBP: 0.289, SLG: 0.318										2	0	0	0	0	0	1
Vance Law, R (1, 3), (4, 4) OBP: 0.345, SLG: 0.367	K			BB, 1B, G4-3	2B			F8		3	1	1	0	1	1	0
Hubie Brooks, R (1, 6) OBP: 0.306, SLG: 0.381		F8		BB, G4-3, 1B (1-2, 2-3)	6-3			G3		3	0	0	0	1	0	1
Jim Wohlford, R (1, 9) OBP: 0.264, SLG: 0.256		6-3		G4-3, 1B (1-2, 2-3, 3-H)		K		4-3		4	0	1	1	0	1	0
Skeeter Barnes, R (1, 5) OBP: 0.167, SLG: 0.167		F8		G4-3 (1-2f, 2-3, 3-H)		F8			G1	4	0	0	0	0	0	2
Mitch Webster, S (1, 8) OBP: 0.200, SLG: 0.300			E, S, 1B	F7		K			K	4	0	1	0	0	2	1
Mike Fitzgerald, R (1, 2) OBP: 0.302, SLG: 0.215			G5-4-3, BB (1-3)	SH1-4, HR, 1B			K		1B	3	1	2	0	1	1	0
David Palmer, R (1, 1) OBP: 0.111, SLG: 0.148			G5-4-3 (1-2f)	SH1-4 (1-2)			6-3		K	2	0	0	0	0	0	2
Tim Burke, R (7, 1) OBP: 0.333, SLG: 0.333										0	0	0	0	0	0	0
Tim Wallach, R (9, PH) OBP: 0.333, SLG: 0.442										1	0	0	0	0	1	1
Jeff Reardon, R (9, 1) OBP: 0.250, SLG: 0.250										0	0	0	0	0	0	0

TOP

Montreal Expos @ Pittsburgh Pirates

Three Rivers Stadium, Pittsburgh, PA

Thu Jun 27 1985, 7:05 PM EDT

Att. 9,517 - Unknown

livebaseballscorecards.com

AB	32
R	4
H	8
RBI	3
BB	3
SO	6
LOB	9

Inning Stats	1	2	3	4	5	6	7	8	9
R	0	0	0	2	2	0	0	0	0
E	0	0	0	0	0	0	0	0	0
K	1	0	0	0	0	2	1	0	2
S	5	3	3	4	6	7	6	3	8
H	0	0	1	2	3	0	1	0	1
LOB	0	0	1	1	1	0	1	0	1
BB	0	0	1	2	0	0	0	0	0
P	5	3	7	12	6	7	6	3	8

1B	5
2B	2
3B	0
HR	1
SF	0
SAC	1
DP	2
HBP	0

WP	0
PB	0
SB	1
CS	0
PA	36

PITCHER		IP	WLS	BF	H	R	ER	SO	BB	IBB	HBP	BLK	WP	HR	S	P	ERA	WHIP
Larry McWilliams, L ERA: 4.11	(1, 1)	4.2	L	21	6	4	4	1	3	0	0	0	0	1	20	32	7.71	1.929
Cecilio Guante, R ERA: 2.11	(5, 1)	2.1		8	1	0	0	3	0	0	0	0	0	0	14	14	0.00	0.429
Jim Winn, R ERA: 3.31	(8, 1)	1.0		3	0	0	0	0	0	0	0	0	0	0	3	3	0.00	0.000
John Candelaria, L ERA: 3.97	(9, 1)	1.0		4	1	0	0	2	0	0	0	0	0	0	8	8	0.00	1.000

PITCHER	IP	WLS	BF	H	R	ER	SO	BB	IBB	HBP	BLK	WP	HR	S	P	ERA	WHIP

Montreal Expos @ Pittsburgh Pirates

Three Rivers Stadium, Pittsburgh, PA

Thu Jun 27 1985, 7:05 PM EDT

Att. 9,517 - Unknown

BOTTOM

Batter	1	2	3	4	5	6	7	8	9	AB	R	H	RBI	BB	SO	LOB
Marvell Wynne, L (1, 8) OBP: 0.259, SLG: 0.301	F8		FC1-5 1B 1B		F9		1-3		K	5	0	1	0	0	1	0
Joe Orsulak, L (1, 7) OBP: 0.336, SLG: 0.362	BB		G3 FC1-5 1-2 1B		FC4-6 1B		1B 3B		1B	4	1	4	0	1	0	0
Johnny Ray, S (1, 4) OBP: 0.287, SLG: 0.358	K		FC1-5 G3 1-2 2-3f		FC4-6 1-2f		2B 3-H 1B		F9	5	1	1	1	0	1	5
Jason Thompson, L (1, 3) OBP: 0.341, SLG: 0.436	K 1-2		G3 1-2 2-3		4-3		1-H 2B		K	5	0	1	1	0	2	5
George Hendrick, R (1, 9) OBP: 0.294, SLG: 0.333		BB 1B	K			P4	K			4	0	1	0	0	2	3
Tony Peña, R (1, 2) OBP: 0.307, SLG: 0.382		F9		3B		1B 1B		6-3		4	0	2	0	0	0	1
Jim Morrison, R (1, 5) OBP: 0.294, SLG: 0.319		F8		F9		G5-4-3 1-2 1B		F9		4	0	1	0	0	0	2
Sam Khalifa, R (1, 6) OBP: 0.583, SLG: 0.727		BB 1-2		K		G5-4-3 1-2f		1B		3	0	1	0	1	1	3
Larry McWilliams, L (1, 1) OBP: 0.111, SLG: 0.115 Cecilio Guante, R (5, 1) Steve Kemp, L (7, PH) OBP: 0.307, SLG: 0.273 Jim Winn, R (8, 1) Lee Mazzilli, S (8, PH) OBP: 0.461, SLG: 0.403 John Candelaria, L (9, 1)		K		1-3			4-1		F9	2 0 1 0 1 0	0 0 0 0 0 0	0 0 0 0 0 0	0 0 0 0 0 0	0 0 0 0 0 0	1 0 0 0 0 0	3 0 0 0 1 0

Inning Stats	1	2	3	4	5	6	7	8	9
	R: 0 E: 0 K: 2 S: 7	H: 0 LOB: 1 BB: 1 P: 11	R: 0 E: 0 K: 1 S: 6	H: 1 LOB: 2 BB: 1 P: 10	R: 0 E: 0 K: 1 S: 7	H: 2 LOB: 2 BB: 0 P: 7	R: 0 E: 0 K: 1 S: 6	H: 1 LOB: 1 BB: 0 P: 6	R: 0 E: 0 K: 0 S: 4	H: 1 LOB: 1 BB: 0 P: 4	R: 0 E: 0 K: 0 S: 4	H: 2 LOB: 1 BB: 0 P: 4	R: 2 E: 0 K: 1 S: 8	H: 3 LOB: 1 BB: 0 P: 8	R: 0 E: 0 K: 0 S: 4	H: 1 LOB: 1 BB: 0 P: 4	R: 0 E: 0 K: 2 S: 8	H: 1 LOB: 1 BB: 0 P: 8

1B: 9	SF: 0
2B: 1	SAC: 0
3B: 2	DP: 1
HR: 0	HBP: 0

WP: 0	PA: 40
PB: 0	
SB: 1	
CS: 0	

PITCHER		IP	WLS	BF	H	R	ER	SO	BB	IBB	HBP	BLK	WP	HR	S	P	ERA	WHIP
David Palmer, R ERA: 2.68	(1, 1)	6.2	W	31	10	2	2	5	2	0	0	0	0	0	39	47	2.70	1.800
Tim Burke, R ERA: 1.83	(7, 1)	1.1		5	1	0	0	1	0	0	0	0	0	0	7	7	0.00	0.750
Jeff Reardon, R ERA: 1.88	(9, 1)	1.0	S	4	1	0	0	2	0	0	0	0	0	0	8	8	0.00	1.000

PITCHER	IP	WLS	BF	H	R	ER	SO	BB	IBB	HBP	BLK	WP	HR	S	P	ERA	WHIP

AB	38
R	2
H	12
RBI	2
BB	2
SO	8
LOB	23

livebaseballscorecards.com

Batter	1	2	3	4	5	6	7	8	9	AB	R	H	RBI	BB	SO	LOB
Juan Samuel, R (1, 4) OBP: 0.293, SLG: 0.405	4-3 2B		S 1B			G5-4-3 1B		G5-4-3 1-2f		4	0	3	0	0	0	1
Rick Schu, R (1, 5) OBP: 0.313, SLG: 0.346	K		F5 1-2			G5-4-3 1-2f			K	4	0	0	0	0	2	3
Greg Gross, L (1, 7) OBP: 0.363, SLG: 0.310	4-3 2-3			4-3		5-3			6-3	4	0	0	0	0	0	1
Mike Schmidt, R (1, 3) OBP: 0.321, SLG: 0.409	F8			HR			K		1B 2B	4	2	2	1	0	1	1
Glenn Wilson, R (1, 9) OBP: 0.300, SLG: 0.458		F9		6-3			5-3		2-H 1B	4	0	1	1	0	0	0
Bo Diaz, R (1, 2) OBP: 0.200, SLG: 0.229		1-3		F8			1-3		4-3	4	0	0	0	0	0	1
Garry Maddox, R (1, 8) OBP: 0.310, SLG: 0.356		G3			5-3			4-3 1B 1B		3	1	1	0	0	0	0
Derrel Thomas, S (1, 6) OBP: 0.265, SLG: 0.267			4-3		3-1			4-3 1-2		3	0	0	0	0	0	1
Charles Hudson, S (1, 1) OBP: 0.158, SLG: 0.158			4-3		4-3					2	0	0	0	0	0	0
Von Hayes, L (8, PH) OBP: 0.365, SLG: 0.408										1	0	1	1	0	0	0
Larry Andersen, R (8, 1)								G5-4-3 2-H 1B		0	0	0	0	0	0	0
Inning Stats	R: 0 E: 0 K: 1 S: 6 H: 1 LOB: 1 BB: 0 P: 6	R: 0 E: 0 K: 0 S: 3 H: 0 LOB: 0 BB: 0 P: 3	R: 0 E: 0 K: 0 S: 4 H: 1 LOB: 1 BB: 0 P: 4	R: 1 E: 0 K: 0 S: 4 H: 1 LOB: 0 BB: 0 P: 4	R: 0 E: 0 K: 0 S: 3 H: 0 LOB: 0 BB: 0 P: 3	R: 0 E: 0 K: 0 S: 3 H: 1 LOB: 0 BB: 0 P: 3	R: 0 E: 0 K: 1 S: 5 H: 0 LOB: 0 BB: 0 P: 5	R: 1 E: 0 K: 0 S: 4 H: 2 LOB: 0 BB: 0 P: 4	R: 1 E: 0 K: 1 S: 7 H: 2 LOB: 1 BB: 0 P: 7	1B: 5 2B: 2 3B: 0 HR: 1 SF: 0 SAC: 0 DP: 2 HBP: 0							

PITCHER		IP	WLS	BF	H	R	ER	SO	BB	IBB	HBP	BLK	WP	HR	S	P	ERA	WHIP
Bryn Smith, R ERA: 3.11	(1, 1)	8.2	W	32	8	3	3	3	0	0	0	0	0	1	38	38	3.12	0.923
Tim Burke, R ERA: 1.81	(9, 1)	0.1	S	1	0	0	0	0	0	0	0	0	0	0	1	1	0.00	0.000

PITCHER	IP	WLS	BF	H	R	ER	SO	BB	IBB	HBP	BLK	WP	HR	S	P	ERA	WHIP

TOP

Philadelphia Phillies @ Montreal Expos

Olympic Stadium, Montreal, QB

Fri Jun 28 1985, 7:05 PM EDT

Att. 15,031 - Unknown

livebaseballscorecards.com

AB	33
R	3
H	8
RBI	3
BB	0
SO	3
LOB	8

1B: 5 2B: 2 3B: 0 HR: 1 SF: 0 SAC: 0 DP: 2 HBP: 0

WP: 0 PB: 0 SB: 1 CS: 0 PA: 33

Batter	1	2	3	4	5	6	7	8	9	AB	R	H	RBI	BB	SO	LOB
Tim Raines, S (1, 7) OBP: 0.364, SLG: 0.433	x 0-0 FC4-6 1B 1B		x 0-0 ① G3		x 0-0 ① 6-3	x 0-0 3B 1B		x 0-0 ③ G3		4	1	2	0	0	0	0
Miguel Dilone, S (7, 7) OBP: 0.253, SLG: 0.250										1	0	0	0	0	0	0
Mitch Webster, S (1, 8) OBP: 0.357, SLG: 0.643	x 0-0 FC4-6 1-2 1B		x 0-0 2B		x 0-0 ② F7	x 0-0 1-H 3B				4	0	3	1	0	0	0
Vance Law, R (1, 5) OBP: 0.344, SLG: 0.370	x 0-0 ① F9		x 0-0 ② 5-3		x 0-0 WP 2B 2B	x 0-0 ③ L5				4	1	1	0	0	0	4
Dan Driessen, L (1, 3) OBP: 0.325, SLG: 0.391	x 0-0 ② FC4-6 1-2f 2-3		x 0-0 ③ F9		B B B B 4-0 2B 2-3 BB		S S S 0-3 ① K			3	0	0	0	1	1	3
Hubie Brooks, R (1, 6) OBP: 0.309, SLG: 0.386	x 0-0 ③ G3			x 0-0 1B FC4-6 1B	x 0-0 1-3 3-H 2B		x 0-0 ② F8			4	1	2	1	0	0	2
Terry Francona, L (1, 9) OBP: 0.298, SLG: 0.318		x 0-0 ① F7		x 0-0 1-3 FC4-6 1B	4-0 IBB		x 0-0 ③ 4-3			3	0	1	0	1	0	0
Al Newman, S (1, 4)		x 0-0 ② F8		x 0-0 ① 1-2f 3-H FC4-6 S	x 0-0 ③ F9			x 0-0 ① 4-3		4	0	0	1	0	0	4
Mike Fitzgerald, R (1, 2) OBP: 0.306, SLG: 0.257		x 0-0 HR		S S S 0-3 ② 1-2 K		x 0-0 ① F8		x 0-0 HR		4	2	2	2	0	1	1
Bryn Smith, R (1, 1) OBP: 0.222, SLG: 0.229		S S S 0-3 ③ K		S S S 0-3 ③ K		S S S 0-3 ② K		S S S 0-3 ② K		4	0	0	0	0	4	1
Tim Burke, R (9, 1) OBP: 0.333, SLG: 0.333										0	0	0	0	0	0	0
Inning Stats	R: 0 E: 0 K: 0 S: 5 H: 2 LOB: 2 BB: 0 P: 5	R: 1 E: 0 K: 1 S: 6 H: 1 LOB: 0 BB: 0 P: 6	R: 0 E: 0 K: 0 S: 4 H: 1 LOB: 1 BB: 0 P: 4	R: 1 E: 0 K: 2 S: 9 H: 2 LOB: 1 BB: 0 P: 9	R: 1 E: 0 K: 0 S: 5 H: 2 LOB: 3 BB: 2 P: 13	R: 1 E: 0 K: 1 S: 7 H: 2 LOB: 1 BB: 0 P: 7	R: 0 E: 0 K: 1 S: 5 H: 0 LOB: 0 BB: 0 P: 5	R: 1 E: 0 K: 1 S: 6 H: 1 LOB: 0 BB: 0 P: 6		1B: 5 2B: 3 3B: 1 HR: 2		SF: 0 SAC: 0 DP: 0 HBP: 0				

PITCHER		IP	WLS	BF	H	R	ER	SO	BB	IBB	HBP	BLK	WP	HR	S	P	ERA	WHIP
Charles Hudson, R ERA: 3.58	(1, 1)	7.0	L	33	10	4	4	5	1	1	0	0	1	1	41	49	5.14	1.571
Larry Andersen, R ERA: 3.6	(8, 1)	1.0		4	1	1	1	1	0	0	0	0	0	1	6	6	9.00	1.000

PITCHER	IP	WLS	BF	H	R	ER	SO	BB	IBB	HBP	BLK	WP	HR	S	P	ERA	WHIP

BOTTOM

Philadelphia Phillies @ Montreal Expos

Olympic Stadium, Montreal, QB

Fri Jun 28 1985, 7:05 PM EDT

Att. 15,031 - Unknown

livebaseballscorecards.com

AB	35
R	5
H	11
RBI	5
BB	2
SO	6
LOB	15

1B: 5	SF: 0	WP: 1	PA: 37
2B: 3	SAC: 0	PB: 0	
3B: 1	DP: 0	SB: 1	
HR: 2	HBP: 0	CS: 0	

Batter	1	2	3	4	5	6	7	8	9	AB	R	H	RBI	BB	SO	LOB
Juan Samuel, R (1, 4) OBP: 0.295, SLG: 0.408	0-0 2B 1B		0-0 1B 2B		0-0 ① 5-3	0-0 ③ F7		0-0 ③ F7		5	1	2	0	0	0	2
Rick Schu, R (1, 5) OBP: 0.316, SLG: 0.336	0-0 ① F9		0-0 ① B5-3		BBBB 4-0 CS BB		BBBB 4-0 BB 1B BB		0-0 ① F8	3	1	0	0	2	0	2
Mike Schmidt, R (1, 3) OBP: 0.326, SLG: 0.415	0-0 1-3 2B 2B		0-0 2-3 1B		0-0 ② F3		BBBB 4-0 1-2 1B SF7 BB		0-0 ② F9	4	2	2	0	1	0	1
Glenn Wilson, R (1, 9) OBP: 0.298, SLG: 0.451	0-0 ② 5-3		SSS 0-3 ② K		0-0 ③ CS 1-2	BBBB 4-0 1B 4-3 BB	SSS 0-3 ① K		0-0 ③ F8	4	1	0	0	1	2	6
Ozzie Virgil, R (1, 2) OBP: 0.356, SLG: 0.480	BBBB 4-0 2B BB		0-0 ③ F9			0-0 ① F8	0-0 1-3 2-H 1B			3	0	1	1	1	0	3
Garry Maddox, R (1, 8) OBP: 0.325, SLG: 0.383	0-0 ③ 1-H 2-H 3-H 2B			0-0 S 6-3 1B		0-0 1-3 4-3 1B 1B	0-0 ② SF7 3-H			3	1	3	3	0	0	0
John Russell, R (1, 7) OBP: 0.303, SLG: 0.281		0-0 ① F6		0-0 ① 6-3 1-2		0-0 ② 4-3 1-2 3-H	0-0 ③ F3			4	0	0	1	0	0	3
Greg Gross, L (7, 7) OBP: 0.363, SLG: 0.310										0	0	0	0	0	0	0
Steve Jeltz, S (1, 6) OBP: 0.255, SLG: 0.196		0-0 ② 6-3		SSS 0-3 ② K 2-3		4-0 1B IBB		0-0 ① F7		3	0	0	0	1	1	1
Kevin Gross, R (1, 1) OBP: 0.222, SLG: 0.192		0-0 ③ F3		0-0 ③ 6-3		0-0 1-3 2-H 1B		0-0 ② F7		4	0	1	1	0	0	1

Inning Stats																								
	R: 2	H: 3		R: 0	H: 0		R: 0	H: 2		R: 0	H: 1		R: 0	H: 0		R: 2	H: 2		R: 2	H: 1		R: 0	H: 0	
	E: 0	LOB: 2		E: 0	LOB: 0		E: 0	LOB: 2		E: 0	LOB: 1		E: 0	LOB: 0		E: 0	LOB: 2		E: 0	LOB: 1		E: 0	LOB: 0	
	K: 0	BB: 1		K: 0	BB: 0		K: 1	BB: 0		K: 1	BB: 0		K: 0	BB: 1		K: 0	BB: 2		K: 1	BB: 2		K: 0	BB: 0	
	S: 5	P: 9		S: 3	P: 3		S: 7	P: 7		S: 6	P: 6		S: 2	P: 6		S: 5	P: 13		S: 6	P: 14		S: 3	P: 3	

	R: 0	H: 0		1B: 6	SF: 1		WP: 0	PA: 41
	E: 0	LOB: 0		2B: 3	SAC: 0		PB: 0	
	K: 0	BB: 0		3B: 0	DP: 0		SB: 1	
	S: 3	P: 3		HR: 0	HBP: 0		CS: 1	

PITCHER		IP	WLS	BF	H	R	ER	SO	BB	IBB	HBP	BLK	WP	HR	S	P	ERA	WHIP
Mickey Mahler, L ERA: 2.38	(1, 1)	5.0	L	21	6	2	2	2	2	0	0	0	0	0	23	31	3.60	1.600
Rick Grapenthin, R ERA: 14.14	(6, 1)	1.0		9	2	4	4	0	3	1	0	0	0	0	5	21	36.00	5.000
Gary Lucas, L ERA: 2.45	(7, 1)	3.0		10	1	0	0	1	0	0	0	0	0	0	12	12	0.00	0.333

PITCHER	IP	WLS	BF	H	R	ER	SO	BB	IBB	HBP	BLK	WP	HR	S	P	ERA	WHIP

TOP

Philadelphia Phillies @ Montreal Expos

Olympic Stadium, Montreal, QB

Sat Jun 29 1985, 3:33 AM EDT

Att. 22,813 - Unknown

livebaseballscorecards.com

AB	33
R	6
H	9
RBI	6
BB	6
SO	3
LOB	19

Batter	1	2	3	4	5	6	7	8	9	AB	R	H	RBI	BB	SO	LOB
Miguel Dilone, S (1, 7) OBP: 0.241, SLG: 0.238	6-3		K		6-3			F7		4	0	0	0	0	1	1
Mitch Webster, S (1, 8) OBP: 0.278, SLG: 0.500	B1-3			F8		F4		F9		4	0	0	0	0	0	0
Vance Law, R (1, 5) (7, 4) OBP: 0.342, SLG: 0.365	F7			BB		K		F8		3	0	0	0	1	1	0
Dan Driessen, L (1, 3) OBP: 0.324, SLG: 0.393		F9		K		2B			F7	4	0	1	0	0	1	1
Hubie Brooks, R (1, 6) OBP: 0.306, SLG: 0.382		K		4-3		5-3			F8	3	0	0	0	0	1	2
Terry Francona, L (1, 9) OBP: 0.296, SLG: 0.308		HBP			F8	F8			4-3	3	0	0	0	0	0	0
Al Newman, S (1, 4) (7, 6) OBP: 0.125, SLG: 0.125		4-3			5-3 E 1B	K				3	1	1	0	0	1	1
Mike Fitzgerald, R (1, 2) OBP: 0.306, SLG: 0.276			F9		5-3 1-2		HR			3	1	1	1	0	0	1
Mickey Mahler, S (1, 1) OBP: 0.182, SLG: 0.182			F8		E8 2-H 1B		F9			1	0	0	0	0	0	0
Andre Dawson, R (5, PH) OBP: 0.286, SLG: 0.437										1	0	1	1	0	0	0
Joe Hesketh, R (5, PR) OBP: 0.192, SLG: 0.160										0	0	0	0	0	0	0
Rick Grapenthin, R (6, 1) OBP: 1.000, SLG: 1.000										0	0	0	0	0	0	0
Gary Lucas, L (7, 1)										0	0	0	0	0	0	0
Skeeter Barnes, R (7, 5) OBP: 0.154, SLG: 0.154										1	0	0	0	0	0	0
Tim Raines, S (9, PH) OBP: 0.363, SLG: 0.431										1	0	0	0	0	0	0

Inning Stats	1	2	3	4	5	6	7	8	9
	R: 0 H: 0 E: 0 LOB: 0 K: 0 BB: 0 S: 3 P: 3	R: 0 H: 0 E: 0 LOB: 1 K: 1 BB: 0 S: 5 P: 6	R: 0 H: 0 E: 0 LOB: 0 K: 1 BB: 0 S: 5 P: 5	R: 0 H: 0 E: 0 LOB: 1 K: 1 BB: 1 S: 5 P: 9	R: 1 H: 2 E: 1 LOB: 1 K: 0 BB: 0 S: 5 P: 5	R: 0 H: 1 E: 0 LOB: 1 K: 1 BB: 0 S: 6 P: 6	R: 1 H: 1 E: 0 LOB: 0 K: 1 BB: 0 S: 6 P: 6	R: 0 H: 0 E: 0 LOB: 0 K: 0 BB: 0 S: 3 P: 3	R: 0 H: 0 E: 0 LOB: 0 K: 0 BB: 0 S: 3 P: 3

PITCHER	IP	WLS	BF	H	R	ER	SO	BB	IBB	HBP	BLK	WP	HR	S	P	ERA	WHIP
Kevin Gross, R (1, 1) ERA: 3.2	9.0	W	33	4	2	2	5	1	0	1	0	0	1	41	46	2.00	0.556

PITCHER	IP	WLS	BF	H	R	ER	SO	BB	IBB	HBP	BLK	WP	HR	S	P	ERA	WHIP

1B: 2	SF: 0	WP: 0	PA: 33
2B: 1	SAC: 0	PB: 0	
3B: 0	DP: 0	SB: 0	
HR: 1	HBP: 1	CS: 0	

BOTTOM

Philadelphia Phillies @ Montreal Expos

Olympic Stadium, Montreal, QB

Sat Jun 29 1985, 3:33 AM EDT

Att. 22,813 - Unknown

livebaseballscorecards.com

AB	31
R	2
H	4
RBI	2
BB	1
SO	5
LOB	6

Philadelphia Phillies @ Montreal Expos

Olympic Stadium, Montreal, QB

Sun Jun 30 1985, 3:33 AM EDT

Att. 35,085 - Unknown

TOP

livebaseballscorecards.com

Batter	1	2	3	4	5	6	7	8	9	AB	R	H	RBI	BB	SO	LOB
Juan Samuel, R (1, 4) OBP: 0.293, SLG: 0.408	5-3	F9			F7			2B	K	5	0	1	0	0	1	4
Rick Schu, R (1, 5) Von Hayes, L (8, PH) OBP: 0.363, SLG: 0.406 Kent Tekulve, R (8, 1)	6-3		F8		K			F7		3 1 0	0 0 0	0 0 0	0 0 0	0 0 0	1 0 0	0 1 0
Mike Schmidt, R (1, 3) (9, 5) OBP: 0.325, SLG: 0.412	1B	6-3				K		K		4	0	1	0	0	2	1
Glenn Wilson, R (1, 9) OBP: 0.297, SLG: 0.448	K	6-3				F7			1B 1B	4	1	1	0	0	1	1
Ozzie Virgil, R (1, 2) OBP: 0.354, SLG: 0.475		FC4-6 1B		5-3		K			F7	4	0	1	0	0	1	1
Garry Maddox, R (1, 8) OBP: 0.331, SLG: 0.387		FC4-6 BB 1B 1-2f		6-3			G5-4-3 1B		1B 1-3 1B	4	1	2	0	0	0	1
John Russell, R (1, 7) Greg Gross, L (9, PH) OBP: 0.369, SLG: 0.310 (9, 7) OBP: 0.304, SLG: 0.284		F8		1B			G5-4-3 1-2f		1B IBB	3 0	0 1	1 0	0 0	0 1	0 0	2 0
Steve Jeltz, S (1, 6) Tim Corcoran, L (9, PH) OBP: 0.256, SLG: 0.193 OBP: 0.324, SLG: 0.293 (9, 3)	BB 1B 1-2			K			K		1B 1-2 2-3 3-H 1B	2 1	0 0	0 1	0 1	1 0	2 0	1 0
Jerry Koosman, R (1, 1) OBP: 0.111, SLG: 0.111 Luis Aguayo, R (8, PH) OBP: 0.349, SLG: 0.391 (8, 5) Derrel Thomas, S (9, PH) OBP: 0.286, SLG: 0.290 (9, 6)	1-3 2-H 1B				F4			F9	1-3 2-H 3-H 1B	2 1 1	0 0 0	1 0 1	1 0 1	0 0 0	0 0 0	0 0 0
Inning Stats	R: 0 E: 0 K: 1 S: 6 H: 1 LOB: 1 BB: 0 P: 6	R: 1 E: 0 K: 0 S: 5 H: 2 LOB: 2 BB: 1 P: 9	R: 0 E: 0 K: 0 S: 3 H: 0 LOB: 0 BB: 0 P: 3	R: 0 E: 0 K: 1 S: 6 H: 1 LOB: 1 BB: 0 P: 6	R: 0 E: 0 K: 1 S: 5 H: 0 LOB: 0 BB: 0 P: 5	R: 0 E: 0 K: 2 S: 7 H: 0 LOB: 0 BB: 0 P: 7	R: 0 E: 0 K: 1 S: 5 H: 1 LOB: 0 BB: 0 P: 5	R: 0 E: 0 K: 1 S: 6 H: 1 LOB: 1 BB: 0 P: 6	R: 2 E: 0 K: 1 S: 8 H: 4 LOB: 2 BB: 1 P: 12	1B: 9 2B: 1 3B: 0 HR: 0 SF: 0 SAC: 0 DP: 1 HBP: 0						WP: 0 PB: 0 SB: 0 CS: 0 PA: 37	

	AB	35
	R	3
	H	10
	RBI	3
	BB	2
	SO	8
	LOB	12

PITCHER		IP	WLS	BF	H	R	ER	SO	BB	IBB	HBP	BLK	WP	HR	S	P	ERA	WHIP
Joe Hesketh, L ERA: 2.12	(1, 1)	7.1		28	6	1	1	6	1	0	0	0	0	0	39	43	1.23	0.955
Tim Burke, R ERA: 1.79	(8, 1)	0.2		2	0	0	0	1	0	0	0	0	0	0	4	4	0.00	0.000
Jeff Reardon, R ERA: 2.23	(9, 1)	0.1	L	5	3	2	2	0	0	1	0	0	0	0	4	8	54.00	9.000
Randy St. Claire, R ERA: 2.7	(9, 1)	0.2		2	1	0	0	1	0	0	0	0	0	0	4	4	0.00	1.500

PITCHER	IP	WLS	BF	H	R	ER	SO	BB	IBB	HBP	BLK	WP	HR	S	P	ERA	WHIP

Batter	1	2	3	4	5	6	7	8	9	AB	R	H	RBI	BB	SO	LOB
Mitch Webster, S (1, 8) OBP: 0.318, SLG: 0.619	HR		BB			F3		F8		3	1	1	1	1	0	0
Vance Law, R (1, 4) OBP: 0.345, SLG: 0.364	G3		F6			BB, G4-6-3		1B		3	0	1	0	1	0	1
Jim Wohlford, R (1, 9) OBP: 0.255, SLG: 0.247	F9			F8		G4-6-3, 1-2f		6-3		3	0	0	0	0	0	1
Terry Francona, L (8, PH) OBP: 0.293, SLG: 0.304										1	0	0	0	0	0	1
Hubie Brooks, R (9, 9) OBP: 0.312, SLG: 0.391	F9			G4-6-3, 1B			S, SF9, 2B		G4-6-3, 1B	4	1	3	0	0	0	0
Tim Wallach, R (1, 6) OBP: 0.328, SLG: 0.437		K2-3		G4-6-3, 1-2f			SF9, 2-H		G4-6-3, 1-2f	3	0	0	1	0	1	2
Dan Driessen, L (1, 5) OBP: 0.323, SLG: 0.390		F6			BLK, 1B		F9		4-3	4	0	1	0	0	0	0
Skeeter Barnes, R (1, 7) OBP: 0.188, SLG: 0.250		F8			K		2B			3	0	1	0	0	1	1
Steve Nicosia, R (1, 2) OBP: 0.238, SLG: 0.184			5-3		F5, 1-2		F9			3	0	0	0	0	0	2
Joe Hesketh, R (1, 1) OBP: 0.179, SLG: 0.148			K		K			5-3		2	0	0	0	0	2	1
Tim Burke, R (8, 1) OBP: 0.333, SLG: 0.333										0	0	0	0	0	0	0
Tim Raines, S (8, PH) OBP: 0.362, SLG: 0.430										1	0	0	0	0	0	0
Jeff Reardon, R (9, 1) OBP: 0.250, SLG: 0.250										0	0	0	0	0	0	0
Randy St. Claire, R (9, 1) OBP: 0.500, SLG: 0.333										0	0	0	0	0	0	0
Inning Stats	R: 1 H: 1 E: 0 LOB: 0 K: 0 BB: 0 S: 4 P: 4	R: 0 H: 0 E: 0 LOB: 0 K: 1 BB: 0 S: 5 P: 5	R: 0 H: 0 E: 0 LOB: 1 K: 1 BB: 1 S: 5 P: 9	R: 0 H: 1 E: 0 LOB: 0 K: 0 BB: 0 S: 3 P: 3	R: 0 H: 1 E: 0 LOB: 1 K: 2 BB: 0 S: 8 P: 8	R: 0 H: 0 E: 0 LOB: 0 K: 0 BB: 1 S: 2 P: 6	R: 1 H: 2 E: 0 LOB: 1 K: 0 BB: 0 S: 5 P: 5	R: 0 H: 1 E: 0 LOB: 1 K: 0 BB: 0 S: 4 P: 4	R: 0 H: 1 E: 0 LOB: 0 K: 0 BB: 0 S: 3 P: 3	1B: 4 SF: 1 2B: 2 SAC: 0 3B: 0 DP: 3 HR: 1 HBP: 0						

PITCHER		IP	WLS	BF	H	R	ER	SO	BB	IBB	HBP	BLK	WP	HR	S	P	ERA	WHIP
Jerry Koosman, L ERA: 2.73	(1, 1)	7.0		26	5	2	2	4	2	0	0	1	0	1	32	40	2.57	1.000
Kent Tekulve, R ERA: 3.11	(8, 1)	2.0	W	7	2	0	0	0	0	0	0	0	0	0	7	7	0.00	1.000

PITCHER	IP	WLS	BF	H	R	ER	SO	BB	IBB	HBP	BLK	WP	HR	S	P	ERA	WHIP

BOTTOM

Philadelphia Phillies @ Montreal Expos

Olympic Stadium, Montreal, QB

Sun Jun 30 1985, 3:33 AM EDT

Att. 35,085 - Unknown

livebaseballscorecards.com

AB	30
R	2
H	7
RBI	2
BB	2
SO	4
LOB	9

WP: 0 PA: 33
PB: 0
SB: 1
CS: 0

St. Louis Cardinals @ Montreal Expos

Olympic Stadium, Montreal, QB

Mon Jul 01 1985, 3:33 AM EDT

Att. 22,781 - Unknown

TOP

livebaseballscorecards.com

Batter	1	2	3	4	5	6	7	8	9	10	AB	R	H	RBI	BB	SO	LOB
Vince Coleman, S (1, 7) OBP: 0.325, SLG: 0.331	SSS 0-3 ① K		x 0-0 ② 4-3		x 0-0 ② F7		x 0-0 ② HR 1B		x 0-0 ② FC1-6 S 1-2f		5	1	1	0	0	1	1
Willie McGee, S (1, 8) OBP: 0.379, SLG: 0.496	x 0-0 ② F8		x 0-0 S 1B		x 0-0 2B		x 0-0 1-H HR		x 0-0 ③ F8 1-2		5	1	3	2	0	0	1
Tom Herr, S (1, 4) OBP: 0.413, SLG: 0.461	x 0-0 S 1B		BBBB 4-0 1-2 BB		x 0-0 ③ F6		BBBB 4-0 S BB			x 0-0 ① 6-3	3	0	1	0	2	0	1
Jack Clark, R (1, 3) OBP: 0.391, SLG: 0.536	BBBB 4-0 1-2 BB		x 0-0 ③ F7			SSS 0-3 ① K	SSS 0-3 ③ K 1-2			x 0-0 G3 2B	4	0	1	0	1	2	3
Andy Van Slyke, L (1, 9) OBP: 0.374, SLG: 0.500	x 0-0 ③ F4			x 0-0 ① F8		x 0-0 ② F7		x 0-0 ① F9		x 0-0 ② G3 2-3	5	0	0	0	0	0	3
Terry Pendleton, S (1, 5) OBP: 0.266, SLG: 0.283 Ricky Horton, L (10, 1) Bob Forsch, R (10, 1) OBP: 0.250, SLG: 0.450		x 0-0 ① 4-3		x 0-0 ② F9		BBBB 4-0 BB		x 0-0 ② 4-3		x 0-0 ③ F9	4 0 0	0 0 0	0 0 0	0 0 0	1 0 0	0 0 0	1 0 0
Ozzie Smith, S (1, 6) OBP: 0.327, SLG: 0.348		x 0-0 ② 4-3		x 0-0 3B		x 0-0 ③ F9		BBBB 4-0 CS BB			3	0	1	0	1	0	1
Tom Nieto, R (1, 2) OBP: 0.318, SLG: 0.284 Steve Braun, L (7, PH) OBP: 0.314, SLG: 0.267 Randy Hunt, R (7, 2) OBP: 0.188, SLG: 0.188	SSS 0-3 ③ K	SSS 0-3 ③ K				BBBB 4-0 G4-6-3 BB		0-0 ③ CS 1-2	x 0-0 ① F6		2 0 1	0 0 0	0 0 0	0 1 0	0 0 0	2 0 0	1 0 0
Kurt Kepshire, L (1, 1) OBP: 0.214, SLG: 0.269 Mike Jorgensen, L (7, PH) OBP: 0.324, SLG: 0.154 Neil Allen, R (7, 1) Tito Landrum, R (9, PH) OBP: 0.404, SLG: 0.571 Bill Campbell, R (9, 1) OBP: 0.500, SLG: 0.250 Jeff Lahti, R (9, 1) Ivan De Jesus, R (10, 5) OBP: 0.333, SLG: 0.412			x 0-0 ① F9		SSS 0-3 ① K		x 0-0 ① ② G4-6-3 1-2f		x 0-0 FC1-6 1B		2 1 0 1 0 0 0	0 0 0 0 0 0 0	0 0 0 1 0 0 0	0 0 0 0 0 0 0	1 0 0 0 0 0 0	0 1 0 0 0 0 0	0 1 0 0 0 0 0
Inning Stats	R: 0 E: 0 K: 1 S: 6 / H: 1 LOB: 2 BB: 1 P: 10	R: 0 E: 0 K: 1 S: 5 / H: 0 LOB: 0 BB: 0 P: 5	R: 0 E: 0 K: 0 S: 4 / H: 1 LOB: 2 BB: 1 P: 8	R: 0 E: 0 K: 1 S: 6 / H: 1 LOB: 1 BB: 0 P: 6	R: 0 E: 0 K: 1 S: 6 / H: 1 LOB: 1 BB: 0 P: 6	R: 0 E: 0 K: 1 S: 5 / H: 0 LOB: 1 BB: 1 P: 9	R: 2 E: 0 K: 1 S: 6 / H: 2 LOB: 1 BB: 2 P: 14	R: 0 E: 0 K: 0 S: 2 / H: 0 LOB: 0 BB: 1 P: 6	R: 0 E: 0 K: 0 S: 4 / H: 1 LOB: 1 BB: 0 P: 4	R: 0 E: 0 K: 0 S: 4 / H: 1 LOB: 1 BB: 0 P: 4	1B: 4 2B: 2 3B: 1 HR: 1	SF: 0 SAC: 0 DP: 1 HBP: 0					

	AB	36
	R	2
	H	8
	RBI	2
	BB	6
	SO	6
	LOB	13

		WP: 0	PA: 43
		PB: 0	
		SB: 4	
		CS: 1	

PITCHER		IP	WLS	BF	H	R	ER	SO	BB	IBB	HBP	BLK	WP	HR	S	P	ERA	WHIP
Floyd Youmans, R (1, 1) ERA: 2.7		6.2		30	6	2	2	5	5	0	0	0	0	1	35	55	2.70	1.650
Tim Burke, R (7, 1) ERA: 1.74		1.1		4	0	0	0	1	1	0	0	0	0	0	5	9	0.00	0.750
Gary Lucas, L (9, 1) ERA: 2.25		2.0	W	8	2	0	0	0	0	0	0	0	0	0	8	8	0.00	1.000

PITCHER	IP	WLS	BF	H	R	ER	SO	BB	IBB	HBP	BLK	WP	HR	S	P	ERA	WHIP

Batter	1	2	3	4	5	6	7	8	9	10	AB	R	H	RBI	BB	SO	LOB
Tim Raines, S (1, 7) OBP: 0.366, SLG: 0.436	x 0-0 ① F7			B B B B 4-0 L3 BB		x 0-0 WP 3B		x 0-0 ② F7		B B B B 4-0 1B 1-2 BB	3	1	1	0	2	0	0
Mitch Webster, S (1, 8) OBP: 0.259, SLG: 0.500	x 0-0 ② F5			x 0-0 ① ② L3 1-2		x 0-0 ① F9 3-H		x 0-0 ③ F5		x 0-0 ② F9 2-3	5	0	0	0	0	0	3
Andre Dawson, R (1, 9) OBP: 0.293, SLG: 0.432	x 0-0 ③ F9			S S S 0-3 ③ K		S S S 0-3 ② K			x 0-0 ① 6-3	x 0-0 1-2 3-H 1B	5	0	1	1	0	2	0
Dan Driessen, L (1, 3) OBP: 0.326, SLG: 0.390 Al Newman, S (9, PR) OBP: 0.125, SLG: 0.125 (10, 4)		x 0-0 ① F5			B B B B 4-0 WP 1B BB	x 0-0 ③ G3			x 0-0 1-3 1B		3 0	1 0	1 0	0 0	1 0	0 0	0 0
Hubie Brooks, R (1, 6) OBP: 0.307, SLG: 0.385		x 0-0 ② 5-3			x 0-0 ① F8		x 0-0 ① L3		x 0-0 ② 1-3 1-2		4	0	0	0	0	0	2
Tim Wallach, R (1, 5) OBP: 0.331, SLG: 0.435		x 0-0 ③ F8			x 0-0 1-H BB 1B		x 0-0 ② F9		I I I I 4-0 IBB		3	0	1	1	1	0	0
Vance Law, R (1, 4) (10, 3) OBP: 0.343, SLG: 0.360			x 0-0 ① 6-3		x 0-0 ② F7		B B B B 4-0 BB		x 0-0 ③ F8		3	0	0	0	1	0	3
Mike Fitzgerald, R (1, 2) OBP: 0.305, SLG: 0.272			x 0-0 ② 5-3		B B B B 4-0 1-2 BB		x 0-0 ③ L6			S S S 0-3 ① K2-3	3	0	0	0	1	1	1
Floyd Youmans, R (1, 1) Tim Burke, R (7, 1) OBP: 0.333, SLG: 0.333 Miguel Dilone, S (8, PH) OBP: 0.239, SLG: 0.235 Gary Lucas, L (9, 1) Jim Wohlford, R (10, PH) OBP: 0.263, SLG: 0.247			S S S 0-3 ③ K		S S S 0-3 ③ K			x 0-0 ① 4-3		B B B B 4-0 F9 BB 1B BB	2 0 1 0 0	0 0 0 0 1	0 0 0 0 0	0 0 0 0 0	0 0 0 0 1	2 0 0 0 0	2 0 0 0 0
Inning Stats	R: 0 E: 0 K: 0 S: 3 H: 0 LOB: 0 BB: 0 P: 3	R: 0 E: 0 K: 0 S: 3 H: 0 LOB: 0 BB: 0 P: 3	R: 0 E: 0 K: 1 S: 5 H: 0 LOB: 0 BB: 0 P: 5	R: 0 E: 0 K: 1 S: 4 H: 0 LOB: 0 BB: 1 P: 8	R: 1 E: 0 K: 1 S: 6 H: 1 LOB: 2 BB: 2 P: 14	R: 1 E: 0 K: 1 S: 6 H: 1 LOB: 0 BB: 0 P: 6	R: 0 E: 0 K: 0 S: 3 H: 0 LOB: 1 BB: 1 P: 7	R: 0 E: 0 K: 0 S: 3 H: 0 LOB: 0 BB: 0 P: 3	R: 0 E: 0 K: 0 S: 4 H: 1 LOB: 2 BB: 1 P: 8	R: 1 E: 0 K: 1 S: 5 H: 1 LOB: 2 BB: 2 P: 13	1B: 3 2B: 1 3B: 1 HR: 0	SF: 0 SAC: 0 DP: 1 HBP: 0						

PITCHER		IP	WLS	BF	H	R	ER	SO	BB	IBB	HBP	BLK	WP	HR	S	P	ERA	WHIP
Kurt Kepshire, R ERA: 4.59	(1, 1)	6.0		22	2	2	2	4	3	0	0	0	2	0	27	39	3.00	0.833
Neil Allen, R ERA: 6.08	(7, 1)	2.0		7	0	0	0	0	1	0	0	0	0	0	6	10	0.00	0.500
Bill Campbell, R ERA: 4.13	(9, 1)	0.2		4	1	0	0	0	0	1	0	0	0	0	3	7	0.00	1.500
Jeff Lahti, R ERA: 2.96	(9, 1)	0.1		1	0	0	0	0	0	0	0	0	0	0	1	1	0.00	0.000
Ricky Horton, L ERA: 2.41	(10, 1)	0.2	L	4	0	1	1	1	2	0	0	0	0	0	4	12	13.50	3.000

PITCHER		IP	WLS	BF	H	R	ER	SO	BB	IBB	HBP	BLK	WP	HR	S	P	ERA	WHIP
Bob Forsch, R ERA: 4.31	(10, 1)	0.0		1	1	0	0	0	0	0	0	0	0	0	1	1	∞	∞

St. Louis Cardinals @ Montreal Expos

Olympic Stadium, Montreal, QB

Mon Jul 01 1985, 3:33 AM EDT

Att. 22,781 - Unknown

BOTTOM

livebaseballscorecards.com

AB	32
R	3
H	4
RBI	2
BB	7
SO	5
LOB	11

1B: 3 2B: 1 3B: 1 HR: 0 SF: 0 SAC: 0 DP: 1 HBP: 0

WP: 2 PB: 0 SB: 0 CS: 0 PA: 39

Batter	1	2	3	4	5	6	7	8	9	AB	R	H	RBI	BB	SO	LOB
Vince Coleman, S (1, 7) OBP: 0.323, SLG: 0.328	E S 1B 1B	K		F8			K		F9	5	1	1	0	0	2	1
Willie McGee, S (1, 8) OBP: 0.387, SLG: 0.502	CS BB 1-H 1B	S 1B			K		1B 1B		S 1B	5	0	4	1	0	1	0
Tom Herr, S (1, 4) OBP: 0.410, SLG: 0.455	CS 2B 1-2 BB	6-3 1-2			4-3		F7		K 1-2	4	1	0	0	1	1	3
Jack Clark, R (1, 3) OBP: 0.401, SLG: 0.544	1B 1-H 2-3 2B		FC4-6 1B		BB		1-3 1B		IBB	3	1	3	1	2	0	0
Andy Van Slyke, L (1, 9) OBP: 0.365, SLG: 0.487	K		FC4-6 G6-4-3 1-2f		F8		F8		F9	5	0	0	0	0	1	7
Terry Pendleton, S (1, 5) OBP: 0.274, SLG: 0.291	S 2-H 1B		G6-4-3 1-2f			6-3 6-3 1B		SH5-3 1B 1B		4	1	3	1	0	0	1
Ozzie Smith, S (1, 6) OBP: 0.327, SLG: 0.345	BB 1-2			4-3		6-3 1-2		SH5-3 1-2		2	0	0	0	1	0	1
Tom Nieto, R (1, 2) OBP: 0.316, SLG: 0.283	F9			F9		6-3 2-3		2-H 1B		4	0	1	1	0	0	3
John Tudor, L (1, 1) OBP: 0.140, SLG: 0.167		G3		2B		4-3		F9		4	0	1	0	0	0	1
Inning Stats	R: 3 E: 0 K: 1 S: 8 / H: 4 LOB: 2 BB: 2 P: 16	R: 0 E: 0 K: 1 S: 6 / H: 1 LOB: 1 BB: 0 P: 6	R: 0 E: 0 K: 0 S: 3 / H: 1 LOB: 0 BB: 0 P: 3	R: 0 E: 0 K: 0 S: 4 / H: 1 LOB: 1 BB: 0 P: 4	R: 0 E: 0 K: 1 S: 5 / H: 0 LOB: 1 BB: 1 P: 9	R: 0 E: 0 K: 0 S: 4 / H: 1 LOB: 1 BB: 0 P: 4	R: 0 E: 0 K: 1 S: 7 / H: 2 LOB: 2 BB: 0 P: 7	R: 1 E: 0 K: 0 S: 4 / H: 2 LOB: 0 BB: 0 P: 4	R: 0 E: 0 K: 1 S: 6 / H: 1 LOB: 2 BB: 1 P: 10	1B: 11 2B: 2 3B: 0 HR: 0	SF: 0 SAC: 1 DP: 1 HBP: 0						

St. Louis Cardinals @ Montreal Expos

Olympic Stadium, Montreal, QB

Tue Jul 02 1985, 7:05 PM EDT

Att. 25,487 - Unknown

TOP

livebaseballscorecards.com

AB	36
R	4
H	13
RBI	4
BB	4
SO	5
LOB	17

WP: 0 PB: 0 SB: 4 CS: 2 PA: 41

PITCHER		IP	WLS	BF	H	R	ER	SO	BB	IBB	HBP	BLK	WP	HR	S	P	ERA	WHIP
David Palmer, R ERA: 2.79	(1, 1)	6.0	L	27	8	3	3	3	3	0	0	0	0	0	30	42	4.50	1.833
Randy St. Claire, R ERA: 2.86	(7, 1)	2.0		9	4	1	1	1	0	0	0	0	0	0	11	11	4.50	2.000
Jack O'Connor, L ERA: 12.71	(9, 1)	1.0		5	1	0	0	1	0	1	0	0	0	0	6	10	0.00	1.000

PITCHER	IP	WLS	BF	H	R	ER	SO	BB	IBB	HBP	BLK	WP	HR	S	P	ERA	WHIP

Batter	1	2	3	4	5	6	7	8	9	AB	R	H	RBI	BB	SO	LOB
Tim Raines, S (1, 7) OBP: 0.361, SLG: 0.430	K		F8			FC6-4 1-2f			6-3	4	0	0	0	0	1	1
Mitch Webster, S (1, 8) OBP: 0.226, SLG: 0.433	L1			F7		L4			K	4	0	0	0	0	1	1
Andre Dawson, R (1, 9) OBP: 0.294, SLG: 0.430	PB 1B			F9			F6			3	0	1	0	0	0	0
Hubie Brooks, R (1, 6) OBP: 0.304, SLG: 0.381	K 1-2			F5			F4			3	0	0	0	0	1	1
Tim Wallach, R (1, 5) OBP: 0.327, SLG: 0.430		F9			6-3		5-3			3	0	0	0	0	0	0
Vance Law, R (1, 3) OBP: 0.343, SLG: 0.359		6-3			F4			G5-4-3 1B		3	0	1	0	0	0	0
Al Newman, S (1, 4) OBP: 0.091, SLG: 0.091		4-3			K			K		3	0	0	0	0	2	1
Mike Fitzgerald, R (1, 2) OBP: 0.300, SLG: 0.267			K			1-3		G5-4-3 1-2f		3	0	0	0	0	1	1
David Palmer, R (1, 1) OBP: 0.107, SLG: 0.143 Steve Nicosia, R (6, PH) OBP: 0.256, SLG: 0.205 Randy St. Claire, R (7, 1) OBP: 0.500, SLG: 0.333 Jack O'Connor, L (9, 1) Skeeter Barnes, R (9, PH) OBP: 0.176, SLG: 0.235			6-3			FC6-4 1B			F6	1 1 0 0 1	0 0 0 0 0	0 1 0 0 0	0 0 0 0 0	0 0 0 0 0	0 0 0 0 0	0 0 0 0 0
Inning Stats	R: 0 E: 0 K: 2 S: 8 H: 1 LOB: 1 BB: 0 P: 8	R: 0 E: 0 K: 0 S: 3 H: 0 LOB: 0 BB: 0 P: 3	R: 0 E: 0 K: 1 S: 5 H: 0 LOB: 0 BB: 0 P: 5	R: 0 E: 0 K: 0 S: 3 H: 0 LOB: 0 BB: 0 P: 3	R: 0 E: 0 K: 1 S: 5 H: 0 LOB: 0 BB: 0 P: 5	R: 0 E: 0 K: 0 S: 4 H: 1 LOB: 1 BB: 0 P: 4	R: 0 E: 0 K: 0 S: 3 H: 0 LOB: 0 BB: 0 P: 3	R: 0 E: 0 K: 1 S: 5 H: 1 LOB: 0 BB: 0 P: 5	R: 0 E: 0 K: 1 S: 5 H: 0 LOB: 0 BB: 0 P: 5	1B: 3 2B: 0 3B: 0 HR: 0	SF: 0 SAC: 0 DP: 1 HBP: 0				WP: 0 PB: 1 SB: 0 CS: 0	PA: 29	

PITCHER	IP	WLS	BF	H	R	ER	SO	BB	IBB	HBP	BLK	WP	HR	S	P	ERA	WHIP
John Tudor, L (1, 1) ERA: 2.53	9.0	W	29	3	0	0	6	0	0	0	0	0	0	41	41	0.00	0.333

PITCHER	IP	WLS	BF	H	R	ER	SO	BB	IBB	HBP	BLK	WP	HR	S	P	ERA	WHIP

BOTTOM

St. Louis Cardinals @ Montreal Expos

Olympic Stadium, Montreal, QB

Tue Jul 02 1985, 7:05 PM EDT

Att. 25,487 - Unknown

livebaseballscorecards.com

AB	29
R	0
H	3
RBI	0
BB	0
SO	6
LOB	5

Batter	1	2	3	4	5	6	7	8	9	10	11	12	AB	R	H	RBI	BB	SO	LOB
Tim Raines, S (1, 7) OBP: 0.357, SLG: 0.424	4-3		6-3			L5		E5 BB		FC4-6 S 1-2f		2B 1B 1-2 1B	6	1	1	0	0	0	1
Vance Law, R (1, 4) OBP: 0.343, SLG: 0.360	6-3			F9		5-3		FC4 BB 1-2		6-3 1-2		1B 1-3 2-H 2B	5	1	1	1	1	0	1
Andre Dawson, R (1, 9) OBP: 0.295, SLG: 0.426	F7			G4-6-3 1B		5-3		FC4 1-2f			G3	1B HR BB	5	1	1	0	1	0	2
Hubie Brooks, R (1, 6) OBP: 0.311, SLG: 0.391		2B		G4-6-3 1-2f			K		G4-6-3 1B		1B	HR 1-3 2-H 3-H 1B	6	1	4	2	0	1	1
Tim Wallach, R (1, 5) OBP: 0.324, SLG: 0.436	1-3				5-3		5-3		G4-6-3 1-2f		F8	HR 1-H 3-H	6	1	1	3	0	0	3
Dan Driessen, L (1, 3) OBP: 0.326, SLG: 0.392	1-3				HR 2B		G3		FC6-4 1B		G3	6-3	6	1	2	0	0	0	2
Mitch Webster, S (1, 8) OBP: 0.250, SLG: 0.600	4-3				2-H HR			HR	FC6-4 1-2f			K	5	2	2	3	0	1	2
Mike Fitzgerald, R (1, 2) OBP: 0.266, SLG: 0.263 Miguel Dilone, S (10, PH) OBP: 0.247, SLG: 0.244 Sal Butera, R (10, 2) OBP: 0.244, SLG: 0.214			6-3		F8			6-3		CS 1B		1B 2B 1B	3	0	0	0	0	0	0
			6-3		6-3			4-3		FC4-6 BB 1-2		F9	1	0	1	0	0	0	0
													1	1	1	0	0	0	0
Bryn Smith, R (1, 1) ERA: 3.43 Steve Nicosia, R (8, PH) ERA: 0.00 Gary Lucas, L (8, 1) ERA: 0.00 Tim Burke, R (9, 1) ERA: 0.00 Terry Francona, L (10, PH) ERA: 0.00 Skeeter Barnes, R (12, PH) ERA: 0.00 Randy St. Claire, R (10, 1) ERA: 0.00 Jim Wohlford, R (12, PH) ERA: 0.00 Jack O'Connor, L (12, 1) ERA: 0.00													2	0	0	0	0	0	0
													1	0	0	0	0	0	0
													0	0	0	0	0	0	0
													0	0	0	0	0	0	0
													0	0	0	0	1	0	0
													0	0	0	0	0	0	0
													0	0	0	0	0	0	0
													1	0	0	0	0	0	1
													0	0	0	0	0	0	0

TOP

Montreal Expos @ Houston Astros

Astrodome, Houston, TX

Thu Jul 04 1985, 8:05 PM EDT

Att. 26,249 - Unknown

livebaseballscorecards.com

AB	48
R	9
H	14
RBI	9
BB	3
SO	2
LOB	13

Inning Stats	1	2	3	4	5	6	7	8	9	10	11	12
	R: 0 E: 0 K: 0 S: 3	H: 0 LOB: 0 BB: 0 P: 3	R: 0 E: 0 K: 0 S: 4	H: 1 LOB: 1 BB: 0 P: 4	R: 0 E: 0 K: 0 S: 3	H: 0 LOB: 0 BB: 0 P: 3	R: 0 E: 0 K: 0 S: 3	H: 1 LOB: 0 BB: 0 P: 3	R: 2 E: 0 K: 0 S: 5	H: 2 LOB: 0 BB: 0 P: 5	R: 0 E: 0 K: 0 S: 3	H: 0 LOB: 0 BB: 0 P: 3	R: 0 E: 0 K: 1 S: 5	H: 0 LOB: 0 BB: 0 P: 5	R: 1 E: 1 K: 0 S: 5	H: 1 LOB: 2 BB: 1 P: 9	R: 0 E: 0 K: 0 S: 4	H: 2 LOB: 1 BB: 0 P: 4	R: 0 E: 0 K: 0 S: 3	H: 1 LOB: 2 BB: 1 P: 7	R: 0 E: 0 K: 0 S: 4	H: 1 LOB: 1 BB: 0 P: 4	R: 6 E: 0 K: 1 S: 10	H: 5 LOB: 0 BB: 1 P: 14

| | | | | | | | | | | | | |

Batter	1	2	3	4	5	6	7	8	9	10	11	12	AB	R	H	RBI	BB	SO	LOB
Bill Doran, S (1, 4) OBP: 0.350, SLG: 0.398	F6		FC4-6 1-2f		G3 1B 2B		F8		K			6-3	6	1	1	0	0	1	2
Craig Reynolds, L (1, 6) OBP: 0.317, SLG: 0.416	K		F7 1-2		G3 2-3		1-3			L4		L4	6	0	0	0	0	1	3
Denny Walling, L (1, 5) (9, 9) OBP: 0.316, SLG: 0.395	4-3			1B 1B 1B	3-H 1B			K		F7		BB	5	1	2	1	1	1	0
Jose Cruz, L (1, 7) OBP: 0.343, SLG: 0.437		2B		1B 1-2 1B	G3			5-3 1B 2B		F5		F9	6	1	3	0	0	0	2
Jerry Mumphrey, S (1, 9) OBP: 0.317, SLG: 0.387		F8				3-1		5-3 2-3			6-3 SH1-4 1B		3	0	1	1	0	0	1
Phil Garner, R (8, PH) (9, 5) OBP: 0.295, SLG: 0.379			1-2 2-H 1B										2	0	1	0	0	0	1
Kevin Bass, S (1, 8) OBP: 0.258, SLG: 0.368		5-3		F7		4-3		S 3-H 1B			SH1-4 1-2		4	0	1	1	0	0	3
Harry Spilman, L (1, 3) OBP: 0.200, SLG: 0.250		5-3		F8		F9		4-3 1-2			6-3 2-3		3	0	0	0	0	0	3
Enos Cabell, R (8, PH) (9, 3) OBP: 0.322, SLG: 0.366													2	0	0	0	0	0	2
Frank DiPino, L (12, 1) OBP: 0.333, SLG: 0.333													0	0	0	0	0	0	0
Bill Dawley, R (12, 1)													0	0	0	0	0	0	0
Mark Bailey, S (1, 2) (12, 3) OBP: 0.392, SLG: 0.432			F9	K				SH1-4 BB	4-3		IBB		3	0	0	0	2	1	2
Bob Knepper, L (1, 1) OBP: 0.128, SLG: 0.211					K			SH1-4 1-2		F7		F6	2	0	1	0	0	1	0
Terry Puhl, L (9, PH) OBP: 0.348, SLG: 0.421													1	0	0	0	0	0	0
Dave Smith, R (10, 1)													0	0	0	0	0	0	0
Alan Ashby, S (11, PH) OBP: 0.359, SLG: 0.430 (12, 2)			FC4-6 1B										1	0	0	0	0	0	2
Inning Stats	R: 0 E: 0 K: 1 S: 5 H: 0 LOB: 0 BB: 0 P: 5	R: 0 E: 0 K: 0 S: 4 H: 1 LOB: 1 BB: 0 P: 4	R: 0 E: 0 K: 0 S: 4 H: 1 LOB: 1 BB: 0 P: 4	R: 1 E: 0 K: 1 S: 8 H: 3 LOB: 2 BB: 0 P: 8	R: 1 E: 0 K: 1 S: 7 H: 2 LOB: 1 BB: 0 P: 7	R: 0 E: 0 K: 0 S: 3 H: 0 LOB: 0 BB: 0 P: 3	R: 0 E: 0 K: 0 S: 3 H: 0 LOB: 1 BB: 1 P: 7	R: 1 E: 0 K: 1 S: 7 H: 2 LOB: 1 BB: 0 P: 7	R: 0 E: 0 K: 1 S: 5 H: 0 LOB: 0 BB: 0 P: 5	R: 0 E: 0 K: 0 S: 3 H: 0 LOB: 0 BB: 0 P: 3	R: 0 E: 0 K: 0 S: 4 H: 1 LOB: 2 BB: 1 P: 8	R: 0 E: 0 K: 0 S: 3 H: 0 LOB: 1 BB: 1 P: 7	1B: 7 2B: 3 3B: 0 HR: 0 SF: 0 SAC: 2 DP: 0 HBP: 0	WP: 0 PB: 0 SB: 2 CS: 0 PA: 49					

PITCHER		IP	WLS	BF	H	R	ER	SO	BB	IBB	HBP	BLK	WP	HR	S	P	ERA	WHIP
Bryn Smith, R ERA: 3.07	(1, 1)	7.0		29	7	2	2	3	1	0	0	0	0	0	34	38	2.57	1.143
Gary Lucas, L ERA: 2.55	(8, 1)	0.2		4	2	1	1	1	0	0	0	0	0	0	6	6	13.50	3.000
Tim Burke, R ERA: 1.69	(8, 1)	1.1		4	0	0	0	1	0	0	0	0	0	0	6	6	0.00	0.000
Randy St. Claire, R ERA: 2.63	(10, 1)	2.0	W	8	1	0	0	0	0	1	0	0	0	0	7	11	0.00	0.500
Jack O'Connor, L ERA: 10.8	(12, 1)	1.0		4	0	0	0	0	1	0	0	0	0	0	3	7	0.00	1.000

PITCHER	IP	WLS	BF	H	R	ER	SO	BB	IBB	HBP	BLK	WP	HR	S	P	ERA	WHIP

BOTTOM

Montreal Expos @ Houston Astros

Astrodome, Houston, TX

Thu Jul 04 1985, 8:05 PM EDT

Att. 26,249 - Unknown

livebaseballscorecards.com

AB	44
R	3
H	10
RBI	3
BB	3
SO	5
LOB	21

Batter	1	2	3	4	5	6	7	8	9	AB	R	H	RBI	BB	SO	LOB
Tim Raines, S (1, 7) OBP: 0.359, SLG: 0.429	F8		2B		K			G4-3 S 1B		4	1	2	0	0	1	0
Vance Law, R (1, 4) OBP: 0.345, SLG: 0.364	4-6 2B		K		4-3			BBBB 1-2 G4-3 BB		3	0	1	0	1	1	1
Andre Dawson, R (1, 9) OBP: 0.298, SLG: 0.429	HBP		2-H 2B		4-3			G4-3 1-2f 2-3		3	0	1	1	0	0	2
Dan Driessen, L (1, 3) OBP: 0.325, SLG: 0.388	4-6 2-3f		F5			G6-3 HBP		G3		3	0	0	0	0	0	4
Hubie Brooks, R (1, 6) OBP: 0.307, SLG: 0.385		F8		5-3		G6-3 1-2f			E6 G3	4	0	0	0	0	0	1
Tim Wallach, R (1, 5) OBP: 0.323, SLG: 0.444		K		HR		F3			F9	4	1	1	1	0	1	1
Mitch Webster, S (1, 8) OBP: 0.275, SLG: 0.615		S 1B		2B			F9		G3 1-2	4	0	2	0	0	0	1
Mike Fitzgerald, R (1, 2) OBP: 0.292, SLG: 0.258 Terry Francona, L (9, PH) OBP: 0.297, SLG: 0.301	5-3 1-2		K			F4			F5	3 1	0 0	0 0	0 0	0 0	1 0	2 1
Mickey Mahler, S (1, 1) OBP: 0.154, SLG: 0.154 Steve Nicosia, R (7, PH) OBP: 0.244, SLG: 0.195 Floyd Youmans, R (7, 1)		3-1	K			F4				2 1 0	0 0 0	0 0 0	0 0 0	1 0 0	1 0 0	1 0 0
Inning Stats	R: 0 H: 1 E: 0 LOB: 1 K: 0 BB: 0 S: 3 P: 4	R: 0 H: 1 E: 0 LOB: 1 K: 1 BB: 0 S: 6 P: 6	R: 1 H: 2 E: 0 LOB: 1 K: 1 BB: 0 S: 7 P: 7	R: 1 H: 2 E: 0 LOB: 1 K: 2 BB: 0 S: 9 P: 9	R: 0 H: 0 E: 0 LOB: 0 K: 1 BB: 0 S: 5 P: 5	R: 0 H: 0 E: 0 LOB: 0 K: 0 BB: 0 S: 2 P: 3	R: 0 H: 0 E: 0 LOB: 0 K: 0 BB: 0 S: 3 P: 3	R: 0 H: 1 E: 0 LOB: 1 K: 0 BB: 1 S: 3 P: 7	R: 0 H: 0 E: 1 LOB: 1 K: 0 BB: 0 S: 4 P: 4	1B: 2 SF: 0 2B: 5 SAC: 0 3B: 0 DP: 3 HR: 1 HBP: 2						WP: 0 PA: 35 PB: 0 SB: 2 CS: 0

PITCHER		IP	WLS	BF	H	R	ER	SO	BB	IBB	HBP	BLK	WP	HR	S	P	ERA	WHIP
Mike Scott, R ERA: 3.01	(1, 1)	7.0	W	29	7	2	2	5	1	0	2	0	0	1	36	42	2.57	1.143
Ron Mathis, R ERA: 4.5	(8, 1)	2.0	S	6	0	0	0	0	0	0	0	0	0	0	6	6	0.00	0.000

PITCHER	IP	WLS	BF	H	R	ER	SO	BB	IBB	HBP	BLK	WP	HR	S	P	ERA	WHIP

TOP

Montreal Expos @ Houston Astros

Astrodome, Houston, TX

Fri Jul 05 1985, 8:05 PM EDT

Att. 16,183 - Unknown

livebaseballscorecards.com

AB	32
R	2
H	7
RBI	2
BB	1
SO	5
LOB	14

Batter	1	2	3	4	5	6	7	8	9	AB	R	H	RBI	BB	SO	LOB
Bill Doran, S (1, 4) OBP: 0.352, SLG: 0.401	6-3 1B 2B		4-3	F5			G4-6-3 1-2 BB			3	1	1	0	1	0	1
Enos Cabell, R (1, 3) OBP: 0.320, SLG: 0.362	6-3 2-3		1B SF7 1B		6-3		G4-6-3 1-2f 2-3			4	1	1	0	0	0	3
Phil Garner, R (1, 5) OBP: 0.295, SLG: 0.377	K		SF7 1-3 1B		6-3		K			4	0	1	0	0	2	2
Jose Cruz, L (1, 7) OBP: 0.346, SLG: 0.439	FC5-4 3-H 1B		SF7 1-2 3-H		1B			K		3	0	2	2	0	1	0
Jerry Mumphrey, S (1, 9) OBP: 0.311, SLG: 0.380	FC5-4 1-2f		K		K			K		4	0	0	0	0	3	3
Kevin Bass, S (1, 8) OBP: 0.266, SLG: 0.400		HR	HR			5-3		S 1B		4	2	3	2	0	0	0
Mark Bailey, S (1, 2) OBP: 0.388, SLG: 0.423		F3	SH3-4 BB			F9		F9 1-2		3	0	0	0	1	0	1
Dickie Thon, R (1, 6) OBP: 0.220, SLG: 0.202		F7	F9			F8				3	0	0	0	0	0	1
Mike Scott, R (1, 1) OBP: 0.200, SLG: 0.167 Ron Mathis, R (8, 1) OBP: 0.133, SLG: 0.071		K	SH3-4 1-2				G4-6-3 BB BB			1 0	0 0	0 0	0 0	1 0	1 0	0 0
Inning Stats	R: 1 H: 2 E: 0 LOB: 1 K: 1 BB: 0 S: 7 P: 7	R: 1 H: 1 E: 0 LOB: 0 K: 1 BB: 0 S: 6 P: 6	R: 1 H: 2 E: 0 LOB: 1 K: 1 BB: 0 S: 7 P: 7	R: 1 H: 1 E: 0 LOB: 1 K: 0 BB: 1 S: 4 P: 8	R: 0 H: 1 E: 0 LOB: 1 K: 1 BB: 0 S: 6 P: 6	R: 0 H: 0 E: 0 LOB: 0 K: 0 BB: 0 S: 3 P: 3	R: 0 H: 0 E: 0 LOB: 1 K: 1 BB: 2 S: 4 P: 12	R: 0 H: 1 E: 0 LOB: 1 K: 2 BB: 0 S: 8 P: 8		1B: 5 SF: 1 2B: 1 SAC: 1 3B: 0 DP: 1 HR: 2 HBP: 0						

PITCHER	IP	WLS	BF	H	R	ER	SO	BB	IBB	HBP	BLK	WP	HR	S	P	ERA	WHIP
Mickey Mahler, L (1, 1) ERA: 2.93	6.0	L	26	7	4	4	4	1	0	0	0	0	2	33	37	6.00	1.333
Floyd Youmans, R (7, 1) ERA: 2.08	2.0		8	1	0	0	3	2	0	0	0	0	0	12	20	0.00	1.500

PITCHER	IP	WLS	BF	H	R	ER	SO	BB	IBB	HBP	BLK	WP	HR	S	P	ERA	WHIP

BOTTOM

Montreal Expos @ Houston Astros

Astrodome, Houston, TX

Fri Jul 05 1985, 8:05 PM EDT

Att. 16,183 - Unknown

livebaseballscorecards.com

AB	29
R	4
H	8
RBI	4
BB	3
SO	7
LOB	11

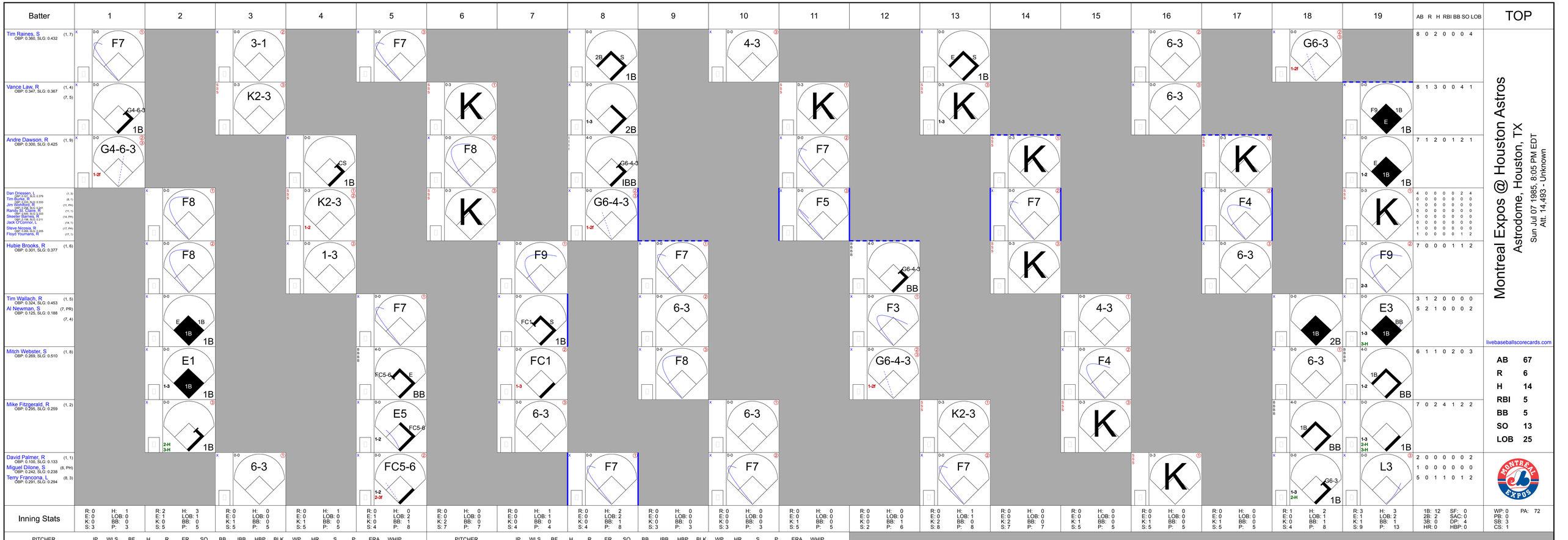

PITCHER		IP	WLS	BF	H	R	ER	SO	BB	IBB	HBP	BLK	WP	HR	S	P	ERA	WHIP
Joe Niekro, R ERA: 2.95	(1, 1)	8.0		31	8	2	1	4	1	1	0	0	0	0	37	45	1.12	1.125
Dave Smith, R ERA: 1.53	(9, 1)	3.0		9	0	0	0	1	0	0	0	0	0	0	11	11	0.00	0.000
Jeff Calhoun, L ERA: 2.51	(12, 1)	2.0		7	1	0	0	2	1	0	0	0	0	0	10	14	0.00	1.000
Frank DiPino, L ERA: 4.23	(14, 1)	3.0		9	0	0	0	4	0	0	0	0	0	0	17	17	0.00	0.000
Mike Madden, L ERA: 4.5	(17, 1)	2.0		8	2	1	1	1	1	0	0	0	0	0	9	13	4.50	1.500

PITCHER		IP	WLS	BF	H	R	ER	SO	BB	IBB	HBP	BLK	WP	HR	S	P	ERA	WHIP
Ron Mathis, R ERA: 4.42	(19, 1)	1.0	L	8	3	3	0	1	1	0	0	0	0	0	9	13	0.00	4.000

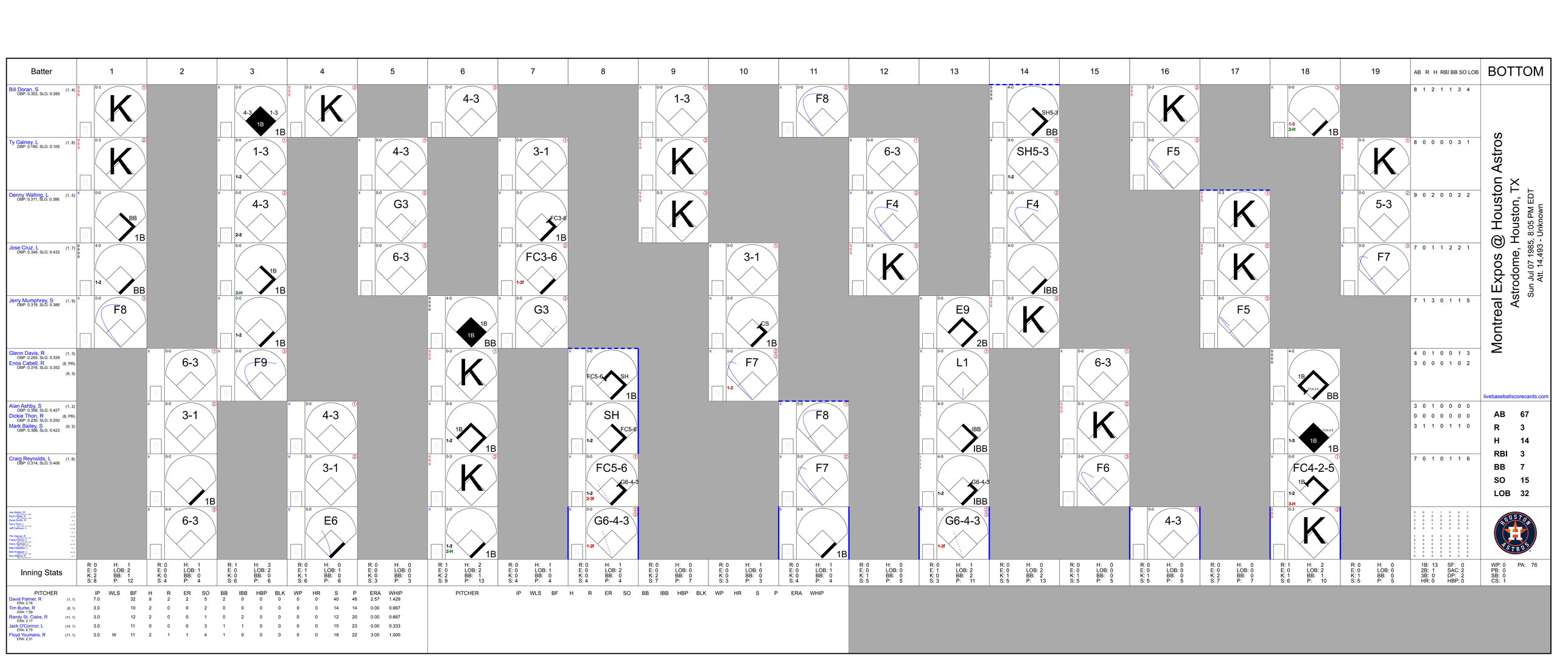
Batter
1
2
3
4
5
6
7
8
9
10
11
12
13
14
15
16
17
18
19
AB R H RBI BB SO LOB
BOTTOM
Bill Doran, S (1, 4) OBP: 0.353, SLG: 0.399
Ty Gainey, L (1, 8) OBP: 0.190, SLG: 0.105
Denny Walling, L (1, 5) OBP: 0.311, SLG: 0.386
Jose Cruz, L (1, 7) OBP: 0.348, SLG: 0.432
Jerry Mumphrey, S (1, 9) OBP: 0.316, SLG: 0.386
Glenn Davis, R (1, 3) OBP: 0.250, SLG: 0.339
Enos Cabell, R (8, PR) OBP: 0.316, SLG: 0.352 (9, 3)
Alan Ashby, S (1, 2) OBP: 0.358, SLG: 0.427
Dickie Thon, R (8, PR) OBP: 0.230, SLG: 0.250
Mark Bailey, S (9, 2) OBP: 0.388, SLG: 0.423
Craig Reynolds, L (1, 6) OBP: 0.314, SLG: 0.406
Joe Niekro, R
Kevin Bass, S
Dave Smith, R
Jeff Calhoun, L
Phil Garner, R
Frank DiPino, L
Harry Spilman, L
Mike Madden, L
Bob Knepper, L
Ron Mathis, R
Inning Stats
R: 0 H: 1 E: 0 LOB: 2 K: 2 BB: 1 S: 8 P: 12
R: 0 H: 1 E: 0 LOB: 1 K: 0 BB: 0 S: 4 P: 4
R: 1 H: 3 E: 0 LOB: 2 K: 0 BB: 0 S: 6 P: 6
R: 0 H: 0 E: 0 LOB: 1 K: 1 BB: 0 S: 6 P: 6
R: 0 H: 0 E: 0 LOB: 0 K: 0 BB: 0 S: 3 P: 3
R: 1 H: 2 E: 0 LOB: 2 K: 2 BB: 1 S: 9 P: 13
R: 0 H: 1 E: 0 LOB: 1 K: 0 BB: 0 S: 4 P: 4
R: 0 H: 1 E: 0 LOB: 2 K: 0 BB: 0 S: 4 P: 4
R: 0 H: 0 E: 0 LOB: 0 K: 2 BB: 0 S: 7 P: 7
R: 0 H: 1 E: 0 LOB: 0 K: 0 BB: 0 S: 3 P: 3
R: 0 H: 1 E: 0 LOB: 1 K: 0 BB: 0 S: 4 P: 4
R: 0 H: 0 E: 1 LOB: 2 K: 1 BB: 0 S: 5 P: 5
R: 0 H: 0 E: 0 LOB: 0 K: 0 BB: 0 S: 5 P: 5
R: 0 H: 1 E: 0 LOB: 2 K: 0 BB: 2 S: 3 P: 11
R: 0 H: 0 E: 0 LOB: 2 K: 1 BB: 2 S: 5 P: 13
R: 0 H: 0 E: 0 LOB: 0 K: 1 BB: 0 S: 5 P: 5
R: 0 H: 0 E: 0 LOB: 0 K: 1 BB: 0 S: 5 P: 5
R: 0 H: 0 E: 0 LOB: 0 K: 2 BB: 0 S: 7 P: 7
R: 1 H: 2 E: 0 LOB: 2 K: 1 BB: 1 S: 6 P: 10
R: 0 H: 0 E: 0 LOB: 0 K: 1 BB: 0 S: 5 P: 5
PITCHER IP WLS BF H R ER SO BB IBB HBP BLK WP HR S P ERA WHIP
David Palmer, R (1, 1) ERA: 2.78 7.0 32 8 2 2 5 2 0 0 0 0 0 40 48 2.57 1.429
Tim Burke, R (8, 1) ERA: 1.59 3.0 10 2 0 0 2 0 0 0 0 0 0 14 14 0.00 0.667
Randy St. Claire, R (11, 1) ERA: 2.17 3.0 12 2 0 0 1 0 2 0 0 0 0 12 20 0.00 0.667
Jack O'Connor, L (14, 1) ERA: 6.75 3.0 11 0 0 0 3 1 1 0 0 0 0 15 23 0.00 0.333
Floyd Youmans, R (17, 1) ERA: 2.31 3.0 W 11 2 1 1 4 1 0 0 0 0 0 18 22 3.00 1.000
PITCHER IP WLS BF H R ER SO BB IBB HBP BLK WP HR S P ERA WHIP
Montreal Expos @ Houston Astros
Astrodome, Houston, TX
Sun Jul 07 1985, 8:05 PM EDT
Att. 14,493 - Unknown
livebaseballscorecards.com
AB 67
R 3
H 14
RBI 3
BB 7
SO 15
LOB 32
1B: 13 SF: 0
2B: 1 SAC: 2
3B: 0 DP: 2
HR: 0 HBP: 0
WP: 0 PA: 76
PB: 0
SB: 0
CS: 1

Montreal Expos @ Atlanta Braves

Atlanta-Fulton County Stadium, Atlanta, GA

Mon Jul 08 1985, 7:05 PM EDT

Att. 9,217 - Unknown

TOP

livebaseballscorecards.com

Batter	1	2	3	4	5	6	7	8	9	AB	R	H	RBI	BB	SO	LOB
Tim Raines, S (1, 7) OBP: 0.356, SLG: 0.426	F9		1-3			F7		4-3 2-3		4	0	0	0	0	0	1
Vance Law, R (1, 4) (7, 5) OBP: 0.349, SLG: 0.376	5-3		4-3			1B 1B		3B 3-H		4	0	2	1	0	0	0
Andre Dawson, R (1, 9) OBP: 0.300, SLG: 0.424	4-3		6-3			G4-6-3 1-2		1-3		3	0	1	0	0	0	0
Jim Wohlford, R (7, 9) OBP: 0.255, SLG: 0.239						1B				1	0	0	0	0	0	1
Dan Driessen, L (1, 3) OBP: 0.320, SLG: 0.377		F8		1B		G4-6-3 1-2f			4-3	4	0	1	0	0	0	2
Hubie Brooks, R (1, 6) OBP: 0.301, SLG: 0.375		F4		1-2 1B			4-3		E1 FC3-6	4	0	1	0	0	0	0
Tim Wallach, R (1, 5) OBP: 0.325, SLG: 0.452				K			F9		FC3-6 1-2f	3	0	1	0	0	1	2
Jeff Reardon, R (7, 1) OBP: 0.250, SLG: 0.250		1B								0	0	0	0	0	0	0
Gary Lucas, L (8, 1)										0	0	0	0	0	0	0
Terry Francona, L (9, PH) OBP: 0.288, SLG: 0.291										1	0	0	0	0	0	1
Mitch Webster, S (1, 8) OBP: 0.250, SLG: 0.472		F9			K		F9		F7	4	0	0	0	0	1	2
Steve Nicosia, R (1, 2) OBP: 0.269, SLG: 0.234			F9		4-3			4-3 3B 2B		3	1	1	0	0	0	0
Bill Gullickson, R (1, 1) OBP: 0.160, SLG: 0.200										1	0	0	0	0	0	0
Skeeter Barnes, R (5, PH) OBP: 0.150, SLG: 0.200			F9		K			L5		1	0	0	0	0	1	0
Bert Roberge, R (5, 1)										0	0	0	0	0	0	0
Al Newman, S (7, 4) OBP: 0.118, SLG: 0.176										1	0	0	0	0	0	1
Inning Stats	R: 0 E: 0 K: 0 S: 3 H: 0 LOB: 0 BB: 0 P: 3	R: 0 E: 0 K: 0 S: 4 H: 1 LOB: 1 BB: 0 P: 4	R: 0 E: 0 K: 0 S: 3 H: 0 LOB: 0 BB: 0 P: 3	R: 0 E: 0 K: 1 S: 7 H: 2 LOB: 2 BB: 0 P: 7	R: 0 E: 0 K: 2 S: 7 H: 0 LOB: 0 BB: 0 P: 7	R: 0 E: 0 K: 0 S: 4 H: 2 LOB: 1 BB: 0 P: 4	R: 0 E: 0 K: 0 S: 3 H: 0 LOB: 0 BB: 0 P: 3	R: 1 E: 0 K: 0 S: 5 H: 2 LOB: 1 BB: 0 P: 5	R: 0 E: 1 K: 0 S: 4 H: 0 LOB: 1 BB: 0 P: 4	1B: 5 2B: 1 3B: 1 HR: 0 SF: 0 SAC: 0 DP: 1 HBP: 0						

AB	34
R	1
H	7
RBI	1
BB	0
SO	3
LOB	10

PITCHER		IP	WLS	BF	H	R	ER	SO	BB	IBB	HBP	BLK	WP	HR	S	P	ERA	WHIP
Rick Mahler, R ERA: 3.17	(1, 1)	9.0	W	34	7	1	1	3	0	0	0	0	0	0	40	40	1.00	0.778

PITCHER	IP	WLS	BF	H	R	ER	SO	BB	IBB	HBP	BLK	WP	HR	S	P	ERA	WHIP

WP: 0 PB: 0 SB: 0 CS: 0 PA: 34

Montreal Expos @ Atlanta Braves

Atlanta-Fulton County Stadium, Atlanta, GA

Mon Jul 08 1985, 7:05 PM EDT

Att. 9,217 - Unknown

livebaseballscorecards.com

BOTTOM

Batter	1	2	3	4	5	6	7	8	9	AB	R	H	RBI	BB	SO	LOB
Milt Thompson, L (1, 9) (8, 8) OBP: 0.417, SLG: 0.583	F9 S HR 1B	6-3 1B 1-2 1B	F7		F9			F8 1B		5	1	2	0	0	0	3
Rafael Ramirez, R (1, 6) OBP: 0.294, SLG: 0.357	F9 1-3	6-3 1-2 2-3 1B		FC6-4 1B	1-3					5	0	3	0	0	0	2
Dale Murphy, R (1, 8) OBP: 0.377, SLG: 0.548	HR 3-H	F3		FC6-4 6-3 1B 1-2f		F8		F4		4	2	1	2	0	0	4
Brad Komminsk, R (8, 9) OBP: 0.304, SLG: 0.265										1	0	0	0	0	0	1
Terry Harper, R (1, 7) OBP: 0.330, SLG: 0.403	K	6-3 1-2 2-3 3-H		6-3 1-2		4-3		K		5	0	0	1	0	2	4
Chris Chambliss, L (1, 3) OBP: 0.297, SLG: 0.312	1B 2B 1B	F8		2B 1B 2-H		6-3				4	2	2	1	0	0	2
Ken Oberkfell, L (1, 5) OBP: 0.344, SLG: 0.380	2B 1B 1-2		BBBB SH5-4 1B BB	2B 2B 2-H			F3			3	1	2	1	1	0	0
Glenn Hubbard, R (1, 4) OBP: 0.320, SLG: 0.306	2B 1-H 2-H		F8	6-3			F6			4	0	1	2	0	0	2
Bruce Benedict, R (1, 2) OBP: 0.358, SLG: 0.275	5-3		SH5-4 1B 1-2		SH1-4 1B		1B			4	0	3	0	0	0	1
Rick Mahler, R (1, 1) OBP: 0.241, SLG: 0.235		1B 1B 6-3 1B	SH5-4 1-2 2-3		SH1-4 1-2		K			2	1	1	0	0	1	1
Inning Stats	R: 4 H: 5 E: 0 LOB: 1 K: 1 BB: 0 S: 10 P: 10	R: 1 H: 3 E: 0 LOB: 2 K: 0 BB: 0 S: 6 P: 6	R: 0 H: 1 E: 0 LOB: 2 K: 0 BB: 1 S: 4 P: 8	R: 2 H: 3 E: 0 LOB: 1 K: 0 BB: 0 S: 6 P: 6	R: 0 H: 1 E: 0 LOB: 1 K: 0 BB: 0 S: 4 P: 4	R: 0 H: 0 E: 0 LOB: 0 K: 0 BB: 0 S: 3 P: 3	R: 0 H: 1 E: 0 LOB: 1 K: 1 BB: 0 S: 6 P: 6	R: 0 H: 1 E: 0 LOB: 1 K: 1 BB: 0 S: 6 P: 6		1B: 12 SF: 0 2B: 2 SAC: 2 3B: 0 DP: 0 HR: 1 HBP: 0						

	AB	37
	R	7
	H	15
	RBI	7
	BB	1
	SO	3
	LOB	20

WP: 0 PA: 40
PB: 0
SB: 1
CS: 0

PITCHER		IP	WLS	BF	H	R	ER	SO	BB	IBB	HBP	BLK	WP	HR	S	P	ERA	WHIP
Bill Gullickson, R ERA: 3.98	(1, 1)	4.0	L	25	12	7	7	1	1	0	0	0	0	1	26	30	15.75	3.250
Bert Roberge, R ERA: 2.19	(5, 1)	2.0		7	1	0	0	0	0	0	0	0	0	0	7	7	0.00	0.500
Jeff Reardon, R ERA: 2.19	(7, 1)	1.0		4	1	0	0	1	0	0	0	0	0	0	6	6	0.00	1.000
Gary Lucas, L ERA: 3.04	(8, 1)	1.0		4	1	0	0	1	0	0	0	0	0	0	6	6	0.00	1.000

PITCHER	IP	WLS	BF	H	R	ER	SO	BB	IBB	HBP	BLK	WP	HR	S	P	ERA	WHIP

Batter	1	2	3	4	5	6	7	8	9	AB	R	H	RBI	BB	SO	LOB
Tim Raines, S (1, 7) OBP: 0.362, SLG: 0.432	K		2B 1B		E7 1B		1B S SF8 1B	1-2 2-H 1B		5	2	4	1	0	1	0
Vance Law, R (1, 4) OBP: 0.346, SLG: 0.373	K		F9		K		1B 1-3 1B	F9 2-3		5	0	1	0	0	2	4
Andre Dawson, R (1, 9) OBP: 0.299, SLG: 0.425	5-3		1-H 2B		K		SF8 3-H	K		4	0	1	2	0	2	3
Dan Driessen, L (1, 3) OBP: 0.329, SLG: 0.385		4-3 WP 1B	4-3			G3 6-3 1B	1-2 G6-4-3 1B		G1-4-3 1B	5	0	4	0	0	0	1
Hubie Brooks, R (1, 6) OBP: 0.296, SLG: 0.369		4-3 1-3		1-3		6-3 1-2	G6-4-3 1-2f		G1-4-3 1-2f	5	0	0	0	0	0	5
Tim Wallach, R (1, 5) OBP: 0.329, SLG: 0.452		K		FC6-4 1B		G3 IBB		F7	BLK 1B	4	0	2	0	1	1	1
Mitch Webster, S (1, 8) OBP: 0.230, SLG: 0.431		3-1		K		G3 1-2 2-3		E1 S CS 1B	F8 1-2	5	1	0	0	0	1	5
Mike Fitzgerald, R (1, 2) OBP: 0.303, SLG: 0.277			HR	FC6-4 1-2f		IBB		BB 1-3		2	2	1	1	2	0	1
Bryn Smith, R (1, 1) OBP: 0.214, SLG: 0.220 Tim Burke, R (9, 1) OBP: 0.333, SLG: 0.333			1-3		K	K		F9 1B 1-2 3-H 1B		4 0	0 0	1 0	1 0	0 0	2 0	3 0
Inning Stats	R: 0 H: 0 E: 0 LOB: 0 K: 2 BB: 0 S: 7 P: 7	R: 0 H: 1 E: 0 LOB: 1 K: 1 BB: 0 S: 6 P: 6	R: 2 H: 3 E: 0 LOB: 1 K: 0 BB: 0 S: 6 P: 6	R: 0 H: 1 E: 0 LOB: 1 K: 1 BB: 0 S: 6 P: 6	R: 0 H: 1 E: 1 LOB: 1 K: 3 BB: 0 S: 10 P: 10	R: 0 H: 1 E: 0 LOB: 3 K: 1 BB: 2 S: 6 P: 14	R: 1 H: 3 E: 0 LOB: 1 K: 0 BB: 0 S: 5 P: 5	R: 2 H: 2 E: 1 LOB: 2 K: 1 BB: 1 S: 8 P: 12	R: 0 H: 2 E: 0 LOB: 1 K: 0 BB: 0 S: 4 P: 4	1B: 12 SF: 1 2B: 1 SAC: 0 3B: 0 DP: 2 HR: 1 HBP: 0						

PITCHER		IP	WLS	BF	H	R	ER	SO	BB	IBB	HBP	BLK	WP	HR	S	P	ERA	WHIP
Pascual Perez, R ERA: 6.17	(1, 1)	6.0	L	27	7	2	2	8	0	2	0	0	1	1	41	49	3.00	1.167
Steve Shields, R ERA: 4.47	(7, 1)	1.1		9	4	3	2	0	1	0	0	0	0	0	8	12	13.50	3.750
Gene Garber, R ERA: 4.32	(8, 1)	0.2		3	1	0	0	1	0	0	0	0	0	0	5	5	0.00	1.500
Jeff Dedmon, R ERA: 2.45	(9, 1)	1.0		4	2	0	0	0	0	0	0	1	0	0	4	4	0.00	2.000

PITCHER	IP	WLS	BF	H	R	ER	SO	BB	IBB	HBP	BLK	WP	HR	S	P	ERA	WHIP

Montreal Expos @ Atlanta Braves

Atlanta-Fulton County Stadium, Atlanta, GA

Tue Jul 09 1985, 7:05 PM EDT

Att. 9,927 - Unknown

TOP

AB	39
R	5
H	14
RBI	5
BB	3
SO	9
LOB	23

1B: 12	SF: 1																	
2B: 1	SAC: 0																	
3B: 0	DP: 2																	
HR: 1	HBP: 0																	

WP: 1	PA: 43																	
PB: 0																		
SB: 2																		
CS: 1																		

livebaseballscorecards.com

Batter	1	2	3	4	5	6	7	8	9	AB	R	H	RBI	BB	SO	LOB
Milt Thompson, L (1, 9) OBP: 0.313, SLG: 0.438	K		K			6-3			K	4	0	0	0	0	3	0
Rafael Ramirez, R (1, 6) OBP: 0.296, SLG: 0.359	CS 1B			K			4-3		BB 1B	4	1	2	0	0	1	0
Dale Murphy, R (1, 8) OBP: 0.375, SLG: 0.550	1-2 3B			K			5-3		K	4	0	1	0	0	2	1
Bob Horner, R (1, 3) OBP: 0.319, SLG: 0.469	6-3			K			BB		1-2 1B BB	2	0	0	0	2	1	1
Terry Harper, R (1, 7) OBP: 0.332, SLG: 0.405		L5			G6-4-3 1B		F8		1-2 2-H 1B	4	0	2	1	0	0	1
Ken Oberkfell, L (1, 5) OBP: 0.342, SLG: 0.375		F8			G6-4-3 1-2f			BB	F5	3	0	0	0	1	0	3
Glenn Hubbard, R (1, 4) OBP: 0.316, SLG: 0.302		F4			F8			F8		3	0	0	0	0	0	1
Bruce Benedict, R (1, 2) OBP: 0.349, SLG: 0.266			K			6-3		F7		3	0	0	0	0	1	1
Pascual Perez, R (1, 1) OBP: 0.167, SLG: 0.167 Gerald Perry, L (6, PH) OBP: 0.217, SLG: 0.230 Steve Shields, R (7, 1) OBP: 0.071, SLG: 0.071 Gene Garber, R (8, 1) OBP: 0.333, SLG: 0.333 Chris Chambliss, L (8, PH) OBP: 0.286, SLG: 0.310 Jeff Dedmon, L (9, 1) OBP: 0.200, SLG: 0.200			K			F9		K		1 1 0 0 1 0	0 0 0 0 0 0	0 0 0 0 0 0	0 0 0 0 0 0	1 0 0 0 0 0	0 0 0 0 1 0	0 0 0 0 1 0
Inning Stats	R: 0 E: 0 K: 1 S: 6 H: 2 LOB: 1 BB: 0 P: 6	R: 0 E: 0 K: 0 S: 3 H: 0 LOB: 0 BB: 0 P: 3	R: 0 E: 0 K: 3 S: 9 H: 0 LOB: 0 BB: 0 P: 9	R: 0 E: 0 K: 3 S: 9 H: 0 LOB: 0 BB: 0 P: 9	R: 0 E: 0 K: 0 S: 3 H: 1 LOB: 0 BB: 0 P: 3	R: 0 E: 0 K: 0 S: 3 H: 0 LOB: 0 BB: 0 P: 3	R: 0 E: 0 K: 0 S: 3 H: 0 LOB: 1 BB: 1 P: 7	R: 0 E: 0 K: 1 S: 5 H: 0 LOB: 1 BB: 1 P: 9	R: 1 E: 0 K: 2 S: 9 H: 2 LOB: 2 BB: 1 P: 13	1B: 4 2B: 0 3B: 1 HR: 0	SF: 0 SAC: 0 DP: 1 HBP: 0						

PITCHER	IP	WLS	BF	H	R	ER	SO	BB	IBB	HBP	BLK	WP	HR	S	P	ERA	WHIP
Bryn Smith, R (1, 1) ERA: 2.92	8.2	W	32	5	1	1	10	3	0	0	0	0	0	49	61	1.04	0.923
Tim Burke, R (9, 1) ERA: 1.58	0.1	S	1	0	0	0	0	0	0	0	0	0	0	1	1	0.00	0.000

PITCHER	IP	WLS	BF	H	R	ER	SO	BB	IBB	HBP	BLK	WP	HR	S	P	ERA	WHIP

Montreal Expos @ Atlanta Braves

Atlanta-Fulton County Stadium, Atlanta, GA

Tue Jul 09 1985, 7:05 PM EDT

Att. 9,927 - Unknown

BOTTOM

livebaseballscorecards.com

AB	30
R	1
H	5
RBI	1
BB	3
SO	10
LOB	9

Montreal Expos @ Atlanta Braves

Atlanta-Fulton County Stadium, Atlanta, GA

Wed Jul 10 1985, 7:05 PM EDT

Att. 9,936 - Unknown

livebaseballscorecards.com

TOP

Batter	1	2	3	4	5	6	7	8	9	10	11	AB	R	H	RBI	BB	SO	LOB
Tim Raines, S (1, 7) OBP: 0.368, SLG: 0.433	BBBB 4-0 G6-3 BB		x 0-0 2B 1B	x 0-0 ③ 4-3		BBBB 4-0 1-2 2-3 BB			x 0-0 ① 4-3		x 0-0 1B	4	1	2	0	2	0	0
Vance Law, R (1, 4) OBP: 0.343, SLG: 0.372	x 0-0 ①② G6-3 1-2f		x 0-0 1-H 1B 2B		x 0-0 ① F6	x 0-0 ②③ G5-3 2-3f			x 0-0 ② 6-3		x 0-0 ② L9	6	1	1	1	0	0	5
Andre Dawson, R (1, 9) OBP: 0.303, SLG: 0.426 Skeeter Barnes, R (11, 9) OBP: 0.150, SLG: 0.200	x 0-0 1B		x 0-0 2-H G3 SF7 BB 1B		x 0-0 1B 1B 1B		x 0-0 ① 4-3		x 0-0 ③ 4-3		x 0-0 ③ F7	6 0	2 0	3 0	1 0	0 0	0 0	1 0
Dan Driessen, L (1, 3) OBP: 0.333, SLG: 0.387	x 0-0 ③ F5		BBBB 4-0 1-2 E CS G3 BB		x 0-0 1-3 1B 1B		x 0-0 G6-4-3 1B			x 0-0 ① L9		4	0	2	0	1	0	1
Hubie Brooks, R (1, 6) OBP: 0.298, SLG: 0.369		x 0-0 CS BB 1B	x 0-0 ① G3 1-2 2-3		x 0-0 G5-4-3 1-2 3-H 1B		x 0-0 ②③ G6-4-3 1-2f			x 0-0 ② F8		5	0	2	1	0	0	3
Tim Wallach, R (1, 5) OBP: 0.330, SLG: 0.449	BBBB 4-0 G3 CS 1-2 1B BB		x 0-0 ② SF7 3-H		x 0-0 ②③ G5-4-3 1-2f			x 0-0 ① F2		BBBB 4-0 BB		2	1	0	1	2	0	2
Mitch Webster, S (1, 8) OBP: 0.227, SLG: 0.413		x 0-0 ①② G3 1-3 2-3	x 0-0 E6 2-3			x 0-0 BB SH 1B		x 0-0 ② 4-3		SSS 0-3 ③ K		5	0	1	0	0	1	4
Mike Fitzgerald, R (1, 2) OBP: 0.310, SLG: 0.297		x 0-0 FC6-4 3-H 1B	x 0-0 ③ CS 3-H	x 0-0 ① 5-3		x 0-0 ① F7		BBBB 4-0 S BB			x 0-0 HR	4	1	2	2	1	0	1
Mickey Mahler, S (1, 1) OBP: 0.133, SLG: 0.133 Randy St. Claire, R (5, 1) OBP: 0.400, SLG: 0.250 Jeff Reardon, R (8, 1) OBP: 0.250, SLG: 0.250 Tim Burke, R (9, 1) OBP: 0.250, SLG: 0.250		x 0-0 ③ FC6-4 1-2f		SSS 0-3 ② K		x 0-0 SH G5-3 BB 1-2		SSS 0-3 ③ K 1-2			SSS 0-3 ① K	2 1 0 1	0 0 0 0	0 0 0 0	0 0 0 0	0 1 0 0	1 1 0 1	1 1 0 0
Inning Stats	R: 0 E: 0 K: 0 S: 3 H: 1 LOB: 1 BB: 1 P: 7	R: 1 E: 0 K: 0 S: 4 H: 2 LOB: 1 BB: 1 P: 8	R: 3 E: 1 K: 0 S: 6 H: 3 LOB: 1 BB: 1 P: 10	R: 0 E: 0 K: 1 S: 5 H: 0 LOB: 0 BB: 0 P: 5	R: 1 E: 0 K: 0 S: 5 H: 3 LOB: 1 BB: 0 P: 5	R: 0 E: 1 K: 0 S: 4 H: 1 LOB: 2 BB: 1 P: 8	R: 0 E: 0 K: 0 S: 3 H: 1 LOB: 0 BB: 0 P: 3	R: 0 E: 0 K: 1 S: 5 H: 0 LOB: 1 BB: 1 P: 9	R: 0 E: 0 K: 0 S: 3 H: 0 LOB: 0 BB: 0 P: 3	R: 0 E: 0 K: 1 S: 5 H: 0 LOB: 1 BB: 1 P: 9	R: 1 E: 0 K: 1 S: 7 H: 2 LOB: 1 BB: 0 P: 7							

	AB	40
	R	6
	H	13
	RBI	6
	BB	6
	SO	4
	LOB	19

1B: 11	SF: 1	WP: 0	PA: 49
2B: 1	SAC: 1	PB: 0	
3B: 0	DP: 4	SB: 1	
HR: 1	HBP: 0	CS: 3	

PITCHER		IP	WLS	BF	H	R	ER	SO	BB	IBB	HBP	BLK	WP	HR	S	P	ERA	WHIP
Len Barker, R ERA: 4.4	(1, 1)	4.0		19	6	4	4	1	3	0	0	0	0	0	18	30	9.00	2.250
Rick Camp, R ERA: 3.55	(5, 1)	3.0		13	5	1	1	0	1	0	0	0	0	0	12	16	3.00	2.000
Gene Garber, R ERA: 4.12	(8, 1)	2.0		7	0	0	0	1	1	0	0	0	0	0	8	12	0.00	0.500
Bruce Sutter, R ERA: 3.58	(10, 1)	2.0	L	9	2	1	1	2	1	0	0	0	0	1	12	16	4.50	1.500

PITCHER	IP	WLS	BF	H	R	ER	SO	BB	IBB	HBP	BLK	WP	HR	S	P	ERA	WHIP

Batter	1	2	3	4	5	6	7	8	9	10	11	AB	R	H	RBI	BB	SO	LOB
Brad Komminsk, R (1, 9) OBP: 0.301, SLG: 0.259	6-3	1-3			BB		G1-4-3		L4		4-3	4	0	0	0	1	0	3
Bruce Sutter, R (10, 1)												0	0	0	0	0	0	0
Gerald Perry, L (11, PH) OBP: 0.269, SLG: 0.229												1	0	0	0	0	0	0
Rafael Ramirez, R (1, 6) OBP: 0.295, SLG: 0.363	FC6-4 3B	F8			F3			5-3		2-3		5	1	1	0	0	0	1
Dale Murphy, R (1, 8) OBP: 0.378, SLG: 0.547	FC6-4 BB	5-3			G1-4-3 BB			HR BB		6-3		2	1	0	0	3	0	0
Bob Horner, R (1, 3) OBP: 0.324, SLG: 0.487	FC6-4	1B 2B			G1-4-3			1-H HR		1B BB		4	2	2	3	1	0	3
Terry Harper, R (1, 7) OBP: 0.337, SLG: 0.409	K	2-H 1B				G3		FC4-6 1B		BB		5	0	3	1	0	1	1
Ken Oberkfell, L (1, 5) OBP: 0.343, SLG: 0.370		1B BB	F8			1-3		FC4-6		1-2 BB		3	1	0	0	2	0	2
Paul Zuvella, R (1, 4) OBP: 0.274, SLG: 0.257	1B 1B					6-3		F7		F8		4	0	1	0	0	0	1
Chris Chambliss, L (10, PH) OBP: 0.293, SLG: 0.307												1	0	0	0	0	0	3
Paul Runge, R (11, 4) OBP: 0.304, SLG: 0.111												0	0	0	0	0	0	0
Rick Cerone, R (1, 2) OBP: 0.280, SLG: 0.277	1-3 1B	F7					6-3		F4		1-3	5	0	1	1	0	0	0
Len Barker, R (1, 1)	K	4-3					G1-4-3 1B		2-3		5-3	1	0	0	0	0	1	2
Glenn Hubbard, R (4, PH) OBP: 0.315, SLG: 0.300												1	0	0	0	0	0	0
Rick Camp, R (5, 1) OBP: 0.250, SLG: 0.571												0	0	0	0	0	0	0
Claudell Washington, L (7, PH) OBP: 0.328, SLG: 0.449												1	0	1	0	0	0	0
Gene Garber, R (8, 1) OBP: 0.333, SLG: 0.333												0	0	0	0	0	0	0
Milt Thompson, L (9, PH) OBP: 0.278, SLG: 0.389												2	0	0	0	0	0	0
												0	0	0	0	0	0	0
Inning Stats	R: 1 H: 1 E: 0 LOB: 1 K: 1 BB: 1 S: 6 P: 10	R: 1 H: 2 E: 0 LOB: 1 K: 1 BB: 1 S: 6 P: 10	R: 1 H: 2 E: 0 LOB: 1 K: 0 BB: 0 S: 5 P: 5	R: 0 H: 0 E: 0 LOB: 0 K: 0 BB: 0 S: 3 P: 3	R: 0 H: 0 E: 0 LOB: 1 K: 0 BB: 2 S: 2 P: 10	R: 0 H: 0 E: 0 LOB: 0 K: 0 BB: 0 S: 3 P: 3	R: 0 H: 1 E: 0 LOB: 0 K: 0 BB: 0 S: 3 P: 3	R: 2 H: 2 E: 0 LOB: 1 K: 0 BB: 1 S: 5 P: 9	R: 0 H: 0 E: 0 LOB: 0 K: 0 BB: 0 S: 3 P: 3	R: 0 H: 1 E: 0 LOB: 3 K: 0 BB: 2 S: 4 P: 12	R: 0 H: 0 E: 0 LOB: 0 K: 0 BB: 0 S: 3 P: 3	1B: 6 SF: 0 2B: 2 SAC: 0 3B: 1 DP: 3 HR: 1 HBP: 0						

PITCHER		IP	WLS	BF	H	R	ER	SO	BB	IBB	HBP	BLK	WP	HR	S	P	ERA	WHIP
Mickey Mahler, L ERA: 3.25	(1, 1)	4.1		21	5	3	3	2	4	0	0	0	0	0	21	37	6.23	2.077
Randy St. Claire, R ERA: 2.25	(5, 1)	3.0		9	1	1	1	0	1	0	0	0	0	0	8	12	3.00	0.667
Jeff Reardon, R ERA: 2.34	(8, 1)	0.2		4	2	1	1	0	0	0	0	0	0	1	4	4	13.50	3.000
Tim Burke, R ERA: 1.49	(9, 1)	3.0	W	12	1	0	0	0	2	0	0	0	0	0	10	18	0.00	1.000

PITCHER	IP	WLS	BF	H	R	ER	SO	BB	IBB	HBP	BLK	WP	HR	S	P	ERA	WHIP

BOTTOM

Montreal Expos @ Atlanta Braves

Atlanta-Fulton County Stadium, Atlanta, GA

Wed Jul 10 1985, 7:05 PM EDT

Att. 9,936 - Unknown

livebaseballscorecards.com

AB	39
R	5
H	9
RBI	5
BB	7
SO	2
LOB	16

WP: 0 PA: 46
PB: 0
SB: 0
CS: 0

Batter	1	2	3	4	5	6	7	8	9	AB	R	H	RBI	BB	SO	LOB
Tim Raines, S (1, 7) OBP: 0.366, SLG: 0.430	K			1B		F7			4-3	4	0	1	0	0	1	0
Vance Law, R (1, 4) OBP: 0.342, SLG: 0.370	F7			K 1-2			F9		G6-4-3 1B	4	0	1	0	0	1	1
Hubie Brooks, R (1, 6) OBP: 0.297, SLG: 0.368	F9			6-3			G4-6-3 1B		G6-4-3 1-2f	4	0	1	0	0	0	2
Dan Driessen, L (1, 3) OBP: 0.330, SLG: 0.383		F6		F7			G4-6-3 1-2f			3	0	0	0	0	0	2
Tim Wallach, R (1, 5) OBP: 0.330, SLG: 0.451		K			G3			1B 2B		3	0	1	0	0	1	0
Mitch Webster, S (1, 8) OBP: 0.246, SLG: 0.424		CS 1B			CS 1B			K		3	0	2	0	0	1	1
Skeeter Barnes, R (1, 9) OBP: 0.174, SLG: 0.217		CS 1-2	6-3		F9 1-2			FC6-4 2-3 1B		3	0	1	0	0	0	1
Mike Fitzgerald, R (1, 2) OBP: 0.306, SLG: 0.293			K			E6 B3-6-4		K		3	0	0	0	0	2	2
Joe Hesketh, R (1, 1) OBP: 0.188, SLG: 0.133			K			B3-6-4 1-2f		FC6-4 1-2f		2	0	0	0	0	1	1
Andre Dawson, R (8, PH) OBP: 0.302, SLG: 0.425										1	0	0	0	0	0	2
Gary Lucas, L (8, 1)										0	0	0	0	0	0	0

Montreal Expos @ Cincinnati Reds

Riverfront Stadium, Cincinnati, OH

Thu Jul 11 1985, 7:05 PM EDT

Att. 21,150 - Unknown

TOP

livebaseballscorecards.com

	AB	R	H	RBI	BB	SO	LOB
	30	0	7	0	0	7	12

Inning Stats	1	2	3	4	5	6	7	8	9	1B	SF	WP	PA
R	0	0	0	0	0	0	0	0	0	6	0	0	31
E	0	0	0	0	0	1	0	0	0	2B 1	SAC 0	PB 0	
K	1	1	2	1	0	0	0	2	0	3B 0	DP 3	SB 1	
S	5	5	7	6	3	3	3	9	3	HR 0	HBP 0	CS 2	
H	0	1	0	1	1	0	1	2	1				
LOB	0	0	0	0	0	0	0	0	0				
BB	0	0	0	0	0	0	0	0	0				
P	5	5	7	6	3	3	3	9	3				

PITCHER		IP	WLS	BF	H	R	ER	SO	BB	IBB	HBP	BLK	WP	HR	S	P	ERA	WHIP
Ron Robinson, R ERA: 2.43	(1, 1)	7.1	W	25	6	0	0	6	0	0	0	0	0	0	37	37	0.00	0.818
Ted Power, R ERA: 1.72	(8, 1)	1.2	S	5	1	0	0	1	0	0	0	0	0	0	7	7	0.00	0.600

PITCHER	IP	WLS	BF	H	R	ER	SO	BB	IBB	HBP	BLK	WP	HR	S	P	ERA	WHIP

Montreal Expos @ Cincinnati Reds

Riverfront Stadium, Cincinnati, OH

Thu Jul 11 1985, 7:05 PM EDT

Att. 21,150 - Unknown

BOTTOM

Batter	1	2	3	4	5	6	7	8	9	AB	R	H	RBI	BB	SO	LOB
Gary Redus, R (1, 7) OBP: 0.358, SLG: 0.410	6-3		K		K		1B			4	0	1	1	0	2	1
Eddie Milner, L (1, 8) OBP: 0.315, SLG: 0.261	4-3		4-3			1-3	5-3			4	0	0	0	0	0	2
Dave Parker, L (1, 9) OBP: 0.359, SLG: 0.523	K			3-1		F8		K		4	0	0	0	0	2	0
Tony Perez, R (1, 3) OBP: 0.382, SLG: 0.506		K		1B		K		F5		4	0	1	0	0	2	0
Nick Esasky, R (1, 5) OBP: 0.353, SLG: 0.415		F8		F7			K	2B		4	0	1	0	0	1	1
Dave Concepcion, R (1, 6) OBP: 0.325, SLG: 0.371		BB BB		F9			1B 1B	PO IBB		2	1	1	0	2	0	1
Ron Oester, S (1, 4) OBP: 0.333, SLG: 0.368		1-2 BB			6-3		1B 1-3 1B	PO 1-2		2	1	1	0	1	0	0
Dann Bilardello, R (1, 2) OBP: 0.184, SLG: 0.162		5-3			SH3-4 1B		1B 1-2 3-H 1B			3	0	2	1	0	0	2
Ron Robinson, R (1, 1) Ted Power, R (8, 1)			2-3		SH3-4 1-2		K			2 0	0 0	0 0	0 0	0 0	1 0	2 0
Inning Stats	R: 0 E: 0 K: 1 S: 5 H: 0 LOB: 0 BB: 0 P: 5	R: 0 E: 0 K: 1 S: 5 H: 0 LOB: 2 BB: 2 P: 13	R: 0 E: 0 K: 1 S: 5 H: 0 LOB: 0 BB: 0 P: 5	R: 0 E: 0 K: 0 S: 4 H: 1 LOB: 1 BB: 0 P: 4	R: 0 E: 0 K: 1 S: 6 H: 1 LOB: 1 BB: 0 P: 6	R: 0 E: 0 K: 1 S: 5 H: 0 LOB: 0 BB: 0 P: 5	R: 2 E: 0 K: 2 S: 11 H: 4 LOB: 2 BB: 0 P: 11	R: 0 E: 0 K: 1 S: 5 H: 1 LOB: 1 BB: 1 P: 9		1B: 6 2B: 1 3B: 0 HR: 0 SF: 0 SAC: 1 DP: 0 HBP: 0				WP: 0 PB: 0 SB: 0 CS: 0 PA: 34		

PITCHER		IP	WLS	BF	H	R	ER	SO	BB	IBB	HBP	BLK	WP	HR	S	P	ERA	WHIP
Joe Hesketh, L ERA: 2.57	(1, 1)	7.0	L	29	6	2	2	7	2	0	0	0	0	0	41	49	2.57	1.143
Gary Lucas, L ERA: 2.93	(8, 1)	1.0		4	1	0	0	1	0	1	0	0	0	0	5	9	0.00	1.000

PITCHER	IP	WLS	BF	H	R	ER	SO	BB	IBB	HBP	BLK	WP	HR	S	P	ERA	WHIP

AB	29
R	2
H	7
RBI	2
BB	3
SO	8
LOB	9

livebaseballscorecards.com

Batter	1	2	3	4	5	6	7	8	9	10	11	AB	R	H	RBI	BB	SO	LOB
Tim Raines, S (1, 7) OBP: 0.360, SLG: 0.422	G3	F7		F6		1-3			F6		6-3	6	0	0	0	0	0	2
Vance Law, R (1, 4) (10, 9) OBP: 0.348, SLG: 0.388	2B	1-3 1B			5-3		PB 3B		F8 1B 1B		K	6	2	4	0	0	1	0
Hubie Brooks, R (1, 6) OBP: 0.298, SLG: 0.367	2-H 1B 1B	1-3 1-2			F8		1-3 3-H		FC4-6 1-2 1B		5-3	6	1	2	1	0	0	1
Dan Driessen, L (1, 3) OBP: 0.338, SLG: 0.390	1-3 2-H 1B	H 1-0 HBP			1B 2B	B B B 4-0	8-3 BB		F8 2-3			3	1	2	1	1	0	2
Tim Wallach, R (1, 5) OBP: 0.328, SLG: 0.445	1-3 1-2	S S S 0-3 K			B B B 4-0 1B BB		8-3 1-2f		FC4-6 1-2f			4	0	0	0	1	1	6
Terry Francona, L (1, 9) OBP: 0.293, SLG: 0.296 Al Newman, S (10, PR) OBP: 0.118, SLG: 0.176 (10, 4)	F8	4-3			1-3 2-H 1B			G3		6-3 SH1-4 1B		5	0	2	1	0	0	3
												0	0	0	0	0	0	0
Mitch Webster, S (1, 8) OBP: 0.247, SLG: 0.429	F8	4-3		F8				F8 2B		SH1-4 1-2		4	0	1	0	0	0	2
Mike Fitzgerald, R (1, 2) OBP: 0.308, SLG: 0.296	G4 1B	SH1-4 1B			S S S 0-3 K			F8 2-3		6-3 2-3		5	0	2	0	0	1	3
David Palmer, R (1, 1) OBP: 0.097, SLG: 0.129 Jack O'Connor, L (4, 1) Skeeter Barnes, R (6, PH) OBP: 0.167, SLG: 0.208 Bert Roberge, R (6, 1) Jim Wohlford, R (8, PH) OBP: 0.233, SLG: 0.236 Tim Burke, R (8, 1) OBP: 0.250, SLG: 0.250 Andre Dawson, R (10, PH) OBP: 0.301, SLG: 0.423 Randy St. Claire, R (10, 1) OBP: 0.400, SLG: 0.250	G4 1-2	SH1-4 1-2				F7		F7		F8		1 0 1 0 1 0 1 0	0 0 0 0 0 0 0 0	0 0 0 0 0 0 0 0	0 0 0 0 0 0 0 0	0 0 0 0 0 0 0 0	0 0 0 0 0 0 0 0	1 0 0 0 1 0 0 0
Inning Stats	R: 2 E: 0 K: 0 S: 6 H: 3 LOB: 1 BB: 0 P: 6	R: 0 E: 0 K: 0 S: 4 H: 1 LOB: 1 BB: 0 P: 4	R: 0 E: 0 K: 1 S: 6 H: 1 LOB: 2 BB: 0 P: 7	R: 0 E: 0 K: 0 S: 4 H: 1 LOB: 1 BB: 0 P: 4	R: 1 E: 0 K: 0 S: 5 H: 2 LOB: 2 BB: 1 P: 9	R: 0 E: 0 K: 1 S: 5 H: 0 LOB: 0 BB: 0 P: 5	R: 1 E: 0 K: 0 S: 3 H: 1 LOB: 0 BB: 1 P: 7	R: 0 E: 0 K: 0 S: 4 H: 1 LOB: 1 BB: 0 P: 4	R: 0 E: 0 K: 0 S: 5 H: 2 LOB: 2 BB: 0 P: 5	R: 0 E: 0 K: 0 S: 4 H: 1 LOB: 2 BB: 0 P: 4	R: 0 E: 0 K: 1 S: 5 H: 0 LOB: 0 BB: 0 P: 5	1B: 9 2B: 4 3B: 1 HR: 0	SF: 0 SAC: 2 DP: 1 HBP: 1		WP: 0 PB: 1 SB: 0 CS: 0	PA: 48			

PITCHER		IP	WLS	BF	H	R	ER	SO	BB	IBB	HBP	BLK	WP	HR	S	P	ERA	WHIP
Frank Pastore, R ERA: 3.83	(1, 1)	5.0		25	8	3	3	1	1	0	1	0	0	0	25	30	5.40	1.800
Tom Hume, R ERA: 3.45	(6, 1)	2.1		9	2	1	0	1	1	0	0	0	0	0	10	14	0.00	1.286
Ted Power, R ERA: 1.6	(8, 1)	2.2		11	3	0	0	0	0	0	0	0	0	0	11	11	0.00	1.125
John Franco, L ERA: 1.91	(11, 1)	1.0	W	3	0	0	0	1	0	0	0	0	0	0	5	5	0.00	0.000

PITCHER	IP	WLS	BF	H	R	ER	SO	BB	IBB	HBP	BLK	WP	HR	S	P	ERA	WHIP

TOP

Montreal Expos @ Cincinnati Reds

Riverfront Stadium, Cincinnati, OH

Fri Jul 12 1985, 7:05 PM EDT

Att. 29,372 - Unknown

livebaseballscorecards.com

AB	43
R	4
H	13
RBI	3
BB	2
SO	3
LOB	23

Batter	1	2	3	4	5	6	7	8	9	10	11	AB	R	H	RBI	BB	SO	LOB
Eddie Milner, L (1, 8) OBP: 0.319, SLG: 0.265	G3		4-3 SH1-4 1B	FC3-6 BB S 1-2f 2-3		BBB 4-0 E S BB			F8		F8 S E 1B	5	2	2	0	1	0	2
Max Venable, L (1, 7) OBP: 0.333, SLG: 0.417	FC4 S 1B		SH1-4 1-2	BBB BB 1-2		4-3 1-3			SSS K		F8 1-3	4	1	1	0	1	1	2
Pete Rose, S (1, 3) OBP: 0.397, SLG: 0.332	BBB FC4 1-2		4-3 2-3	BBB BB 1-2 2-3 3-H			FC5-4 1B		F7		III E IBB	3	0	1	1	3	0	1
Dave Parker, L (1, 9) OBP: 0.358, SLG: 0.518	FC4 1B 1-2f 2-3		1B 3-H	F7			FC5-4 CS 1-2f			F7	III E IBB 1-2	5	0	1	1	1	0	6
Wayne Krenchicki, L (1, 5) Nick Esasky, R (5, PH) (6, 5) Ted Power, R (8, 1) Duane Walker, L (10, PH) John Franco, L (11, 1) Tony Perez, R (11, PH) OBP: 0.383, SLG: 0.443 OBP: 0.355, SLG: 0.416 OBP: 0.269, SLG: 0.391 OBP: 0.333, SLG: 0.333 OBP: 0.378, SLG: 0.500	1B 1-2 3-H		4-3		G4-6-3 1B		F9 1-2			1B 1B	E5 1-2 2-3 3-H	2 2 0 1 0 1	0 0 0 0 0 0	1 1 0 1 0 0	1 0 0 0 0 0	0 0 0 0 0 0	0 0 0 0 0 0	1 1 0 0 0 2
Dave Concepcion, R (1, 6) (8, 5) OBP: 0.323, SLG: 0.367	F8			1B 1B	G4-6-3 1-2f			6-3		F3		5	1	1	0	0	0	4
Ron Oester, S (1, 4) OBP: 0.338, SLG: 0.371			BBB G5-4-3 BB	FC1-5 1B 1-3	F9			4-3		1B 1-3		4	0	2	0	1	0	0
Dann Bilardello, R (1, 2) OBP: 0.209, SLG: 0.190			G5-4-3 1-2f	FC3-6 BB FC1-5 1-2 3-H		5-3		1B		F8		5	1	2	1	0	0	3
Frank Pastore, R (1, 1) Tom Hume, R (6, 1) Tom Foley, L (8, 6) OBP: 0.143, SLG: 0.214 OBP: 0.205, SLG: 0.244	SSS K			FC1-5 FC3-6 1-2 2-3f		6-3		F4			4-3	2 1 2	0 0 0	0 0 0	0 0 0	1 0 0	0 0 0	2 0 1
Inning Stats	R: 1 H: 2 E: 0 LOB: 2 K: 0 BB: 1 S: 5 P: 9	R: 0 H: 0 E: 0 LOB: 0 K: 1 BB: 1 S: 4 P: 8	R: 1 H: 2 E: 0 LOB: 1 K: 0 BB: 0 S: 5 P: 5	R: 2 H: 3 E: 0 LOB: 3 K: 0 BB: 2 S: 6 P: 14	R: 0 H: 1 E: 0 LOB: 0 K: 0 BB: 0 S: 3 P: 3	R: 0 H: 0 E: 0 LOB: 1 K: 0 BB: 1 S: 3 P: 7	R: 0 H: 1 E: 0 LOB: 0 K: 0 BB: 0 S: 3 P: 3	R: 0 H: 1 E: 0 LOB: 1 K: 0 BB: 0 S: 4 P: 4	R: 0 H: 0 E: 0 LOB: 0 K: 1 BB: 0 S: 5 P: 5	R: 0 H: 2 E: 0 LOB: 2 K: 0 BB: 0 S: 5 P: 5	R: 1 H: 1 E: 1 LOB: 3 K: 0 BB: 2 S: 4 P: 12	1B: 13 SF: 0 2B: 0 SAC: 1 3B: 0 DP: 2 HR: 0 HBP: 0						

PITCHER		IP	WLS	BF	H	R	ER	SO	BB	IBB	HBP	BLK	WP	HR	S	P	ERA	WHIP
David Palmer, R ERA: 3.01	(1, 1)	3.2		21	7	4	4	1	4	0	0	0	0	0	19	35	9.82	3.000
Jack O'Connor, L ERA: 6.0	(4, 1)	1.1		4	1	0	0	0	0	0	0	0	0	0	4	4	0.00	0.750
Bert Roberge, R ERA: 2.03	(6, 1)	2.0		7	1	0	0	0	1	0	0	0	0	0	6	10	0.00	1.000
Tim Burke, R ERA: 1.44	(8, 1)	2.0		7	1	0	0	1	0	0	0	0	0	0	9	9	0.00	0.500
Randy St. Claire, R ERA: 2.14	(10, 1)	1.2	L	11	3	1	0	0	0	2	0	0	0	0	9	17	0.00	1.800

PITCHER	IP	WLS	BF	H	R	ER	SO	BB	IBB	HBP	BLK	WP	HR	S	P	ERA	WHIP

BOTTOM

Montreal Expos @ Cincinnati Reds

Riverfront Stadium, Cincinnati, OH

Fri Jul 12 1985, 7:05 PM EDT

Att. 29,372 - Unknown

livebaseballscorecards.com

AB	42
R	5
H	13
RBI	4
BB	7
SO	2
LOB	25

WP: 0 PA: 50
PB: 0
SB: 4
CS: 1

Batter	1	2	3	4	5	6	7	8	9	AB	R	H	RBI	BB	SO	LOB
Herm Winningham, L (1, 8) OBP: 0.335, SLG: 0.340	F6		SH, S, HR, 1B		4-3			S, S, E, 1B	F8	5	2	2	0	0	0	1
Vance Law, R (1, 4) OBP: 0.350, SLG: 0.385	BBBB S, 1B, E, BB		SH, HR 1-3		F7			F8 1-2	FC6-4 1-2, BB	2	2	0	0	2	0	1
Hubie Brooks, R (1, 6) OBP: 0.302, SLG: 0.378	S, 1B 1-2		1-H 3-H, HR		5-3			BBBB 2B, FC5-2 2-H, BB	FC6-4 1-2f	4	1	2	3	1	0	2
Dan Driessen, L (1, 3) OBP: 0.337, SLG: 0.391	SSS K 1-3 2-H		F5			4-3		FC5-2, 1B 1-3, 2B		4	1	1	0	0	1	1
Tim Wallach, R (1, 5) OBP: 0.324, SLG: 0.439	SSS K		F9			SSS K		FC5-2, 1B 2-3 3-H		4	0	0	0	0	2	3
Terry Francona, L (1, 7) OBP: 0.300, SLG: 0.304		F8	F5			CS, 1B		1-2 3-H, 1B		4	0	2	1	0	0	0
Mitch Webster, S (1, 9) OBP: 0.234, SLG: 0.405		F7		SSS K		CS 1-2	F3	F9		4	0	0	0	0	1	2
Mike Fitzgerald, R (1, 2) OBP: 0.312, SLG: 0.302 Skeeter Barnes, R (7, PR) OBP: 0.167, SLG: 0.208 Sal Butera, R (7, 2) OBP: 0.255, SLG: 0.227		2B	6-3				CS, HBP		BB, 1B	2	0	1	0	0	0	0
										0	0	0	0	0	0	0
										1	0	1	0	0	0	0
Bill Gullickson, R (1, 1) OBP: 0.143, SLG: 0.179 Jeff Reardon, R (8, 1) OBP: 0.250, SLG: 0.250 Gary Lucas, L (8, 1) Tim Burke, R (9, 1) OBP: 0.250, SLG: 0.250		SSS K	G3				SSS K 1-2		SSS K	3	0	0	0	0	2	2
										0	0	0	0	0	0	0
										1	0	0	0	0	1	1
										0	0	0	0	0	0	0

Montreal Expos @ Cincinnati Reds

Riverfront Stadium, Cincinnati, OH

Sat Jul 13 1985, 7:05 PM EDT

Att. 31,167 - Unknown

TOP

livebaseballscorecards.com

AB	34
R	6
H	9
RBI	4
BB	3
SO	7
LOB	13

Inning Stats	1	2	3	4	5	6	7	8	9	1B: 6	SF: 0	WP: 0	PA: 40
R	1	0	3	0	0	0	0	2	0	2B: 2	SAC: 1	PB: 0	
E	1	0	1	0	0	0	0	0	0	3B: 0	DP: 0	SB: 6	
K	2	1	0	1	0	1	1	0	1	HR: 1	HBP: 1	CS: 2	
S	8	6	6	5	3	5	4	6	6				
LOB	1	1	0	0	0	1	0	1	1				
BB	1	0	0	0	0	0	0	1	1				
P	12	6	6	5	3	5	5	10	10				
H	1	1	2	0	0	1	0	3	1				

PITCHER		IP	WLS	BF	H	R	ER	SO	BB	IBB	HBP	BLK	WP	HR	S	P	ERA	WHIP
Mario Soto, R ERA: 3.45	(1, 1)	7.2	L	33	8	6	4	6	2	0	1	0	0	1	42	51	4.70	1.304
Bob Buchanan, L ERA:	(8, 1)	1.1		6	1	0	0	1	1	0	0	0	0	0	7	11	0.00	1.500

PITCHER		IP	WLS	BF	H	R	ER	SO	BB	IBB	HBP	BLK	WP	HR	S	P	ERA	WHIP

Batter	1	2	3	4	5	6	7	8	9	AB	R	H	RBI	BB	SO	LOB
Eddie Milner, L (1, 8) OBP: 0.318, SLG: 0.269	F4		F7		1B 2B		4-3		BB BB 1-2 BB	4	1	1	0	0	0	1
Cesar Cedeno, R (9, PH) OBP: 0.311, SLG: 0.349										0	0	0	0	1	0	0
Max Venable, L (1, 7) OBP: 0.326, SLG: 0.400	1-3		1-2 1B		5-3		G3		F7	4	0	1	0	0	0	1
Tony Perez, R (9, PH) OBP: 0.378, SLG: 0.500										0	0	0	0	0	0	0
Duane Walker, L (9, PH) OBP: 0.264, SLG: 0.383										1	0	0	0	0	0	2
Pete Rose, S (1, 3) OBP: 0.401, SLG: 0.329	BBBB 1B BB		F9		BBBB 1B BB		SSS K		BBBB BB 1-2 2-3 BB	2	0	0	0	3	1	2
Dave Parker, L (1, 9) OBP: 0.362, SLG: 0.527	1-2 1B		4-3		F8			HR	BBBB 1-2 2-3 3-H BB	4	1	2	2	1	0	4
Wayne Krenchicki, L (1, 5) OBP: 0.389, SLG: 0.448	F7			1B	1-2 2-H 1B			6-3	F5	3	0	2	1	0	0	2
Nick Esasky, R (8, PH) OBP: 0.352, SLG: 0.412										2	0	0	0	0	0	3
(9, 5)																
Dave Concepcion, R (1, 6) OBP: 0.321, SLG: 0.365		F8		1-2 1B	5-3			5-3	SSS K	5	0	1	0	0	1	5
Ron Oester, S (1, 4) OBP: 0.337, SLG: 0.373		F7		F8		4-3		2B		4	0	1	0	0	0	2
Dann Bilardello, R (1, 2) OBP: 0.191, SLG: 0.174		F6		SSS K		6-3		5-3		4	0	0	0	0	1	3
Mario Soto, R (1, 1) OBP: 0.154, SLG: 0.176			E6 1B	5-3		F2			BB BB BB 1B	3	0	0	0	0	0	2
Bob Buchanan, L (8, 1)										0	0	0	0	0	0	0
Gary Redus, R (9, PH) OBP: 0.361, SLG: 0.414										1	1	1	0	0	0	0
Inning Stats	R: 0 E: 0 K: 0 S: 4 H: 1 LOB: 2 BB: 1 P: 8	R: 0 E: 0 K: 0 S: 3 H: 0 LOB: 0 BB: 0 P: 3	R: 0 E: 1 K: 0 S: 5 H: 1 LOB: 2 BB: 0 P: 5	R: 0 E: 0 K: 1 S: 7 H: 2 LOB: 2 BB: 0 P: 7	R: 1 E: 0 K: 0 S: 5 H: 2 LOB: 2 BB: 1 P: 9	R: 0 E: 0 K: 0 S: 3 H: 0 LOB: 0 BB: 0 P: 3	R: 0 E: 0 K: 1 S: 5 H: 0 LOB: 0 BB: 0 P: 5	R: 1 E: 0 K: 0 S: 5 H: 2 LOB: 1 BB: 0 P: 5	R: 1 E: 0 K: 1 S: 6 H: 1 LOB: 3 BB: 3 P: 18	1B: 6 2B: 2 3B: 0 HR: 1	SF: 0 SAC: 0 DP: 0 HBP: 0						

PITCHER		IP	WLS	BF	H	R	ER	SO	BB	IBB	HBP	BLK	WP	HR	S	P	ERA	WHIP
Bill Gullickson, R ERA: 3.75	(1, 1)	7.0	W	30	6	1	1	2	2	0	0	0	0	0	32	40	1.29	1.143
Jeff Reardon, R ERA: 2.52	(8, 1)	0.0		1	1	1	1	0	0	0	0	0	0	1	1	1	∞	∞
Gary Lucas, L ERA: 3.14	(8, 1)	1.0		6	2	1	1	0	1	0	0	0	0	0	5	9	9.00	3.000
Tim Burke, R ERA: 1.41	(9, 1)	1.0	S	5	0	0	0	1	2	0	0	0	0	0	5	13	0.00	2.000

PITCHER	IP	WLS	BF	H	R	ER	SO	BB	IBB	HBP	BLK	WP	HR	S	P	ERA	WHIP

BOTTOM

Montreal Expos @ Cincinnati Reds

Riverfront Stadium, Cincinnati, OH

Sat Jul 13 1985, 7:05 PM EDT

Att. 31,167 - Unknown

livebaseballscorecards.com

AB	37
R	3
H	9
RBI	3
BB	5
SO	3
LOB	27

Batter	1	2	3	4	5	6	7	8	9	10	AB	R	H	RBI	BB	SO	LOB
Tim Raines, S (1, 7) OBP: 0.361, SLG: 0.420	G4-3 1B		F7		K			5-3		G4-6-3 IBB	4	0	1	0	1	1	1
Vance Law, R (1, 4) OBP: 0.344, SLG: 0.378	G4-3 1-2f		F9			F9		5-3		G4-6-3 1-2f	5	0	0	0	0	0	4
Gary Lucas, L (10, 1)											0	0	0	0	0	0	0
Hubie Brooks, R (1, 6) OBP: 0.304, SLG: 0.378	F3			BB 4-3 1B 1B		1B 2B			F2		3	2	1	0	1	0	0
Tim Wallach, R (1, 5) OBP: 0.326, SLG: 0.443		6-3		1B 1B 4-3 1-2 SF9		2B 1-H			F8		4	1	2	1	0	0	0
Dan Driessen, L (1, 3) OBP: 0.336, SLG: 0.393		F8		4-3 1-2 2-3		F7			2B		4	0	1	0	0	0	2
Jim Wohlford, R (1, 9) OBP: 0.262, SLG: 0.239		1-3		CS 2-3 3-H 1B			F8		IBB		3	0	1	1	1	0	0
Mitch Webster, S (9, PR) OBP: 0.234, SLG: 0.405											0	0	0	0	0	0	0
(9, 9)																	
Herm Winningham, L (1, 8) OBP: 0.333, SLG: 0.358			HR	SF9 3-H			K		K		3	1	1	2	0	2	2
Mike Fitzgerald, R (1, 2) OBP: 0.308, SLG: 0.298			F8	CS 1-2	6-3		K			SH3-4 1B	3	0	0	0	0	1	0
Bert Roberge, R (7, 1)											0	0	0	0	0	0	0
Tim Burke, R (9, 1) OBP: 0.250, SLG: 0.250											0	0	0	0	0	0	0
Terry Francona, L (10, PH) OBP: 0.306, SLG: 0.310											1	0	1	0	0	0	0
Al Newman, S (10, PR) OBP: 0.118, SLG: 0.176											0	0	0	0	0	0	0
(10, 4)																	
Bryn Smith, R (1, 1) OBP: 0.227, SLG: 0.233			1B		K			F9		SH3-4 1-2	2	0	1	0	0	1	0
Steve Nicosia, R (7, 2) OBP: 0.264, SLG: 0.229											1	0	0	0	0	0	0
Inning Stats	R: 0 E: 0 K: 0 S: 3 H: 1 LOB: 0 BB: 0 P: 3	R: 0 E: 0 K: 0 S: 3 H: 0 LOB: 0 BB: 0 P: 3	R: 1 E: 0 K: 0 S: 5 H: 2 LOB: 1 BB: 0 P: 5	R: 2 E: 0 K: 0 S: 4 H: 2 LOB: 0 BB: 1 P: 8	R: 0 E: 0 K: 2 S: 7 H: 0 LOB: 0 BB: 0 P: 7	R: 1 E: 0 K: 0 S: 4 H: 2 LOB: 0 BB: 0 P: 4	R: 0 E: 0 K: 2 S: 7 H: 0 LOB: 0 BB: 0 P: 7	R: 0 E: 0 K: 0 S: 3 H: 0 LOB: 0 BB: 0 P: 3	R: 0 E: 0 K: 1 S: 6 H: 1 LOB: 2 BB: 1 P: 10	R: 0 E: 0 K: 0 S: 3 H: 1 LOB: 2 BB: 1 P: 7	1B: 6 2B: 2 3B: 0 HR: 1 SF: 1 SAC: 1 DP: 2 HBP: 0	WP: 0 PB: 0 SB: 0 CS: 1 PA: 39					

PITCHER		IP	WLS	BF	H	R	ER	SO	BB	IBB	HBP	BLK	WP	HR	S	P	ERA	WHIP
Tom Browning, L ERA: 3.73	(1, 1)	7.0		26	7	4	4	4	1	0	0	0	0	1	33	37	5.14	1.143
John Franco, L ERA: 1.83	(8, 1)	2.0		8	1	0	0	1	0	1	0	0	0	0	9	13	0.00	0.500
Ted Power, R ERA: 1.56	(10, 1)	1.0	W	4	1	0	0	0	0	1	0	0	0	0	3	7	0.00	1.000

PITCHER	IP	WLS	BF	H	R	ER	SO	BB	IBB	HBP	BLK	WP	HR	S	P	ERA	WHIP

TOP

Montreal Expos @ Cincinnati Reds

Riverfront Stadium, Cincinnati, OH

Sun Jul 14 1985, 3:33 AM EDT
Att. 19,824 - Unknown

livebaseballscorecards.com

AB	33
R	4
H	9
RBI	4
BB	3
SO	5
LOB	9

Montreal Expos @ Cincinnati Reds

Riverfront Stadium, Cincinnati, OH

Sun Jul 14 1985, 3:33 AM EDT

Att. 19,824 - Unknown

BOTTOM

Batter	1	2	3	4	5	6	7	8	9	10	AB	R	H	RBI	BB	SO	LOB
Eddie Milner, L (1, 8) OBP: 0.319, SLG: 0.281	4-3		3B		SF8 3-H			4-3 1B		K	4	0	2	1	0	1	0
Max Venable, L (1, 7) OBP: 0.319, SLG: 0.386 Cesar Cedeno, R (10, PH) OBP: 0.315, SLG: 0.352	K		F8		1-2 1B			F6		S 1B	4	0	1	0	0	1	2
											1	1	1	0	0	0	0
Pete Rose, S (1, 3) OBP: 0.397, SLG: 0.323	F7			1-3	4-3			1-2f 4-3		1-2 1B BB	4	0	0	0	1	0	3
Dave Parker, L (1, 9) OBP: 0.362, SLG: 0.528		SH1-3 1-4-3 2B		F5		F9			K	1-2 2-H 1B	5	1	2	1	0	1	0
Wayne Krenchicki, L (1, 5) OBP: 0.388, SLG: 0.445 Gary Redus, R (9, PR) OBP: 0.361, SLG: 0.414 Alan Knicely, R (10, 2) OBP: 0.331, SLG: 0.418		SH1-3 2-3		4-3		F9			S E 1B		3	0	1	0	0	0	0
											0	1	0	0	0	0	0
											0	0	0	0	0	0	0
Dave Concepcion, R (1, 6) OBP: 0.323, SLG: 0.366 (10, 5)		1-4-3 3-H			6-3 1B 1B	K			E8 1-H 1B		4	1	2	2	0	1	0
Ron Oester, S (1, 4) OBP: 0.336, SLG: 0.371		F7			1B 6-3 1-2 SF8 1B		1-3		F3		4	1	1	0	0	0	2
Dann Bilardello, R (1, 2) OBP: 0.180, SLG: 0.163 Tom Foley, L (9, PH) OBP: 0.213, SLG: 0.244 (10, 6)			K		6-3 1-2 2-3		F8		IBB		3	0	0	0	0	1	2
											0	0	0	0	1	0	0
Tom Browning, L (1, 1) OBP: 0.220, SLG: 0.211 Duane Walker, L (7, PH) OBP: 0.259, SLG: 0.375 John Franco, L (8, 1) OBP: 0.333, SLG: 0.333 Tony Perez, R (9, PH) OBP: 0.374, SLG: 0.494 Ted Power, R (10, 1)		4-3			1B 2-3 3-H 1B		K		6-3		2	0	1	1	0	0	0
											1	0	0	0	0	1	0
											0	0	0	0	0	0	0
											1	0	0	0	0	0	2
											0	0	0	0	0	0	0
Inning Stats	R: 0 E: 0 K: 1 S: 5 H: 0 LOB: 0 BB: 0 P: 5	R: 1 E: 0 K: 0 S: 4 H: 1 LOB: 0 BB: 0 P: 4	R: 0 E: 0 K: 1 S: 6 H: 1 LOB: 1 BB: 0 P: 6	R: 0 E: 0 K: 0 S: 3 H: 0 LOB: 0 BB: 0 P: 3	R: 2 E: 0 K: 0 S: 7 H: 4 LOB: 2 BB: 0 P: 7	R: 0 E: 0 K: 1 S: 5 H: 0 LOB: 0 BB: 0 P: 5	R: 0 E: 0 K: 1 S: 5 H: 0 LOB: 0 BB: 0 P: 5	R: 0 E: 0 K: 0 S: 3 H: 1 LOB: 0 BB: 0 P: 3	R: 1 E: 1 K: 1 S: 7 H: 2 LOB: 2 BB: 1 P: 11	R: 1 E: 0 K: 1 S: 5 H: 2 LOB: 2 BB: 1 P: 9	1B: 9 2B: 2 3B: 1 HR: 0 SF: 1 SAC: 1 DP: 1 HBP: 0	WP: 0 PB: 0 SB: 2 CS: 0 PA: 40					

livebaseballscorecards.com

	AB	36
	R	5
	H	11
	RBI	5
	BB	2
	SO	6
	LOB	11

PITCHER		IP	WLS	BF	H	R	ER	SO	BB	IBB	HBP	BLK	WP	HR	S	P	ERA	WHIP
Bryn Smith, R ERA: 3.0	(1, 1)	6.0		24	6	3	3	3	0	0	0	0	0	0	30	30	4.50	1.000
Bert Roberge, R ERA: 2.17	(7, 1)	2.1		9	3	1	1	2	0	0	0	0	0	0	13	13	3.86	1.286
Tim Burke, R ERA: 1.4	(9, 1)	0.2		3	0	0	0	0	0	1	0	0	0	0	2	6	0.00	0.000
Gary Lucas, L ERA: 3.41	(10, 1)	0.1	L	4	2	1	1	1	1	0	0	0	0	0	5	9	27.00	9.000

PITCHER		IP	WLS	BF	H	R	ER	SO	BB	IBB	HBP	BLK	WP	HR	S	P	ERA	WHIP

Houston Astros @ Montreal Expos

Olympic Stadium, Montreal, QB

Thu Jul 18 1985, 7:05 PM EDT

Att. 23,256 - Unknown

livebaseballscorecards.com

Batter	1	2	3	4	5	6	7	8	9	AB	R	H	RBI	BB	SO	LOB
Bill Doran, S (1, 4) OBP: 0.358, SLG: 0.411	S S S 0-3 ① K		x 0-0 ② F8 2-3			x 0-0 ① F7		x 0-0 ② F4		4	0	0	0	0	1	3
Phil Garner, R (1, 5) OBP: 0.292, SLG: 0.360	x 0-0 E6		S S S 0-3 ③ K			S S S 0-3 ② K		x 0-0 ③ F8		4	0	0	0	0	2	3
Kevin Bass, S (1, 8) OBP: 0.278, SLG: 0.404	x 0-0 ② F9			x 0-0 ① 6-3		x 0-0 1-3 2B			x 0-0 FC4-6 1B	4	0	2	0	0	0	1
Jose Cruz, L (1, 7) OBP: 0.337, SLG: 0.410	x 0-0 ③ 6-3			x 0-0 ② F9		x 0-0 ③ 4-3			x 0-0 ① FC4-6 1B 1-2f	4	0	0	0	0	0	4
Glenn Davis, R (1, 3) OBP: 0.278, SLG: 0.300		S S S 0-3 ① K		x 0-0 ③ F8			x 0-0 ① F8		S S S 0-3 ② K	4	0	0	0	0	2	1
Terry Puhl, L (1, 9) OBP: 0.337, SLG: 0.404		x 0-0 ② F9			x 0-0 ① 6-3		x 0-0 G6-4-3 1B		x 0-0 1-2 1B	1	0	0	0	0	0	0
Jerry Mumphrey, S (3, 9) OBP: 0.331, SLG: 0.399										3	0	2	0	0	0	0
Alan Ashby, S (1, 2) OBP: 0.377, SLG: 0.452		x 0-0 ③ 6-3			x 0-0 ② F4		x 0-0 ② ③ G6-4-3 1-2f		x 0-0 ③ F8	4	0	0	0	0	0	3
Dickie Thon, R (1, 6) OBP: 0.252, SLG: 0.279			x 0-0 F8 SH3-4 1B		x 0-0 ③ F9			x 0-0 1B		3	0	2	0	0	0	0
Joe Niekro, R (1, 1) OBP: 0.227, SLG: 0.256			x 0-0 ① SH3-4 1-2			x 0-0 2B 1B		x 0-0 ① F9		1	0	1	0	0	0	0
Jim Pankovits, R (8, PH) OBP: 0.370, SLG: 0.420										1	0	0	0	0	0	1
Frank DiPino, L (8, 1) OBP: 0.333, SLG: 0.333										0	0	0	0	0	0	0

Inning Stats	1	2	3	4	5	6	7	8	9		
	R: 0 H: 0	R: 0 H: 0	R: 0 H: 1	R: 0 H: 0	R: 0 H: 0	R: 0 H: 2	R: 0 H: 1	R: 0 H: 1	R: 0 H: 2	1B: 6 SF: 0	WP: 0 PA: 34
	E: 1 LOB: 1	E: 0 LOB: 0	E: 0 LOB: 1	E: 0 LOB: 0	E: 0 LOB: 0	E: 0 LOB: 2	E: 0 LOB: 0	E: 0 LOB: 1	E: 0 LOB: 2	2B: 1 SAC: 1	PB: 0
	K: 1 BB: 0	K: 1 BB: 0	K: 1 BB: 0	K: 0 BB: 0	K: 0 BB: 0	K: 1 BB: 0	K: 0 BB: 0	K: 0 BB: 0	K: 1 BB: 0	3B: 0 DP: 1	SB: 0
	S: 6 P: 6	S: 5 P: 5	S: 6 P: 6	S: 3 P: 3	S: 3 P: 3	S: 7 P: 7	S: 3 P: 3	S: 4 P: 4	S: 7 P: 7	HR: 0 HBP: 0	CS: 0

PITCHER		IP	WLS	BF	H	R	ER	SO	BB	IBB	HBP	BLK	WP	HR	S	P	ERA	WHIP
Joe Hesketh, L ERA: 2.38	(1, 1)	8.2	W	33	7	0	0	5	0	0	0	0	0	0	43	43	0.00	0.808
Jeff Reardon, R ERA: 2.5	(9, 1)	0.1	S	1	0	0	0	0	0	0	0	0	0	0	1	1	0.00	0.000

PITCHER	IP	WLS	BF	H	R	ER	SO	BB	IBB	HBP	BLK	WP	HR	S	P	ERA	WHIP

AB	33
R	0
H	7
RBI	0
BB	0
SO	5
LOB	16

Houston Astros @ Montreal Expos

Olympic Stadium, Montreal, QB

Thu Jul 18 1985, 7:05 PM EDT

Att. 23,256 - Unknown

livebaseballscorecards.com

BOTTOM

Batter	1	2	3	4	5	6	7	8	9	AB	R	H	RBI	BB	SO	LOB
Tim Raines, S (1, 7) OBP: 0.362, SLG: 0.419	BBBB 4-0 CS BB		x 0-0 S 1B		x 0-0 ③ F9			x 0-0 ① F7		3	0	1	0	1	0	0
Vance Law, R (1, 4) OBP: 0.346, SLG: 0.378	BBBB 4-0 ① 1-2 BB		x 0-0 ② F8 1-2			x 0-0 ① G3		x 0-0 FC4-6 1B		3	0	1	0	1	0	1
Andre Dawson, R (1, 9) OBP: 0.301, SLG: 0.422 Mitch Webster, S (6, PR) OBP: 0.231, SLG: 0.400 (7, 9)	x 0-0 ② F6		x 0-0 ③ F5			x 0-0 E S 1B		x 0-0 ② FC4-6 CS 1-2f		3 1	0 0	1 0	0 0	0 0	0 0	2 1
Dan Driessen, L (1, 3) OBP: 0.332, SLG: 0.388	x 0-0 ③ 1-3			x 0-0 ① L4		x 0-0 ② F8		x 0-0 ③ CS 1-2		3	0	0	0	0	0	2
Hubie Brooks, R (1, 6) OBP: 0.304, SLG: 0.380		x 0-0 F9 PB 2B		x 0-0 ② 6-3		SSS 0-3 ③ K 1-3				3	1	1	0	0	1	1
Tim Wallach, R (1, 5) OBP: 0.323, SLG: 0.439		x 0-0 ① F9 2-3		x 0-0 ③ L6			SSS 0-3 K WP S SF8			3	1	0	0	0	1	1
Herm Winningham, L (1, 8) OBP: 0.333, SLG: 0.356		x 0-0 ② 6-3 3-H			BBBB 4-0 E S SF8 BB		x 0-0 ① SF8 1-H			1	1	0	1	1	0	0
Mike Fitzgerald, R (1, 2) OBP: 0.305, SLG: 0.295		x 0-0 ③ 6-3			x 0-0 ① SF8 1-H		SSS 0-3 ② K			2	0	0	1	0	1	0
Joe Hesketh, R (1, 1) OBP: 0.171, SLG: 0.121 Jeff Reardon, R (9, 1) OBP: 0.250, SLG: 0.250			x 0-0 ① 4-3		x 0-0 ② F7		SSS 0-3 ③ K			3 0	0 0	0 0	0 0	0 0	1 0	0 0
Inning Stats	R: 0 E: 0 K: 0 S: 2 H: 0 LOB: 1 BB: 2 P: 10	R: 1 E: 0 K: 0 S: 4 H: 1 LOB: 0 BB: 0 P: 4	R: 0 E: 0 K: 0 S: 4 H: 1 LOB: 1 BB: 0 P: 4	R: 0 E: 0 K: 0 S: 3 H: 0 LOB: 0 BB: 0 P: 3	R: 1 E: 0 K: 0 S: 3 H: 0 LOB: 0 BB: 1 P: 7	R: 0 E: 0 K: 1 S: 6 H: 1 LOB: 2 BB: 0 P: 6	R: 1 E: 0 K: 3 S: 10 H: 0 LOB: 0 BB: 0 P: 10	R: 0 E: 0 K: 0 S: 3 H: 1 LOB: 0 BB: 0 P: 3		1B: 3 2B: 1 3B: 0 HR: 0 SF: 2 SAC: 0 DP: 0 HBP: 0						

	AB	25
	R	3
	H	4
	RBI	2
	BB	3
	SO	4
	LOB	8

WP: 1 PA: 31
PB: 2
SB: 4
CS: 2

PITCHER		IP	WLS	BF	H	R	ER	SO	BB	IBB	HBP	BLK	WP	HR	S	P	ERA	WHIP
Joe Niekro, R ERA: 2.85	(1, 1)	7.0	L	27	3	3	1	4	3	0	0	0	1	0	32	44	1.29	0.857
Frank DiPino, L ERA: 3.74	(8, 1)	1.0		3	1	0	0	0	0	0	0	0	0	0	3	3	0.00	1.000

PITCHER	IP	WLS	BF	H	R	ER	SO	BB	IBB	HBP	BLK	WP	HR	S	P	ERA	WHIP

Batter	1	2	3	4	5	6	7	8	9	AB	R	H	RBI	BB	SO	LOB
Bill Doran, S (1, 4) OBP: 0.357, SLG: 0.409	SSS 0-3 ① K		SSS 0-3 ③ K			x 0-0 ② FC1-6 1B 1-2f		x 0-0 1-2 1B		4	0	1	0	0	2	1
Craig Reynolds, L (1, 6) OBP: 0.303, SLG: 0.385	x 0-0 ② F8			x 0-0 ① F7		x 0-0 1-2 1B		x 0-0 ③ F6		4	0	1	0	0	0	2
Kevin Bass, S (1, 8) OBP: 0.274, SLG: 0.399	x 0-0 ③ 4-3			x 0-0 ② 3-1		x 0-0 ③ F8			x 0-0 ① 4-3	4	0	0	0	0	0	2
Jose Cruz, L (1, 7) OBP: 0.335, SLG: 0.408		x 0-0 1B 6-3 1B		x 0-0 ③ 5-3			x 0-0 ① 4-3		x 0-0 ② 5-3	4	0	1	0	0	0	0
Jerry Mumphrey, S (1, 9) OBP: 0.325, SLG: 0.392		x 0-0 ① 6-3 1-2			SSS 0-3 ① K		SSS 0-3 ② K		SSS 0-3 ③ K	4	0	0	0	0	3	1
Phil Garner, R (1, 5) OBP: 0.292, SLG: 0.360		x 0-0 G3-6-3 2-3 1B			x 0-0 ② 1-3		x 0-0 ③ 5-3			3	0	1	0	0	0	0
Harry Spilman, L (1, 3) OBP: 0.200, SLG: 0.231		x 0-0 ②③ G3-6-3 1-2f			SSS 0-3 ③ K			x 0-0 ① 4-3		3	0	0	0	0	1	2
Alan Ashby, S (1, 2) OBP: 0.371, SLG: 0.443			SSS 0-3 ① K			x 0-0 ① F8		x 0-0 ② F7		3	0	0	0	0	1	0
Bob Knepper, L (1, 1) OBP: 0.156, SLG: 0.227			x 0-0 ② G3			x 0-0 FC1-6 1B		x 0-0 1B 1B		2	0	1	0	0	0	0
Chris Jones, L (8, PH) OBP: 0.250, SLG: 0.143										1	0	1	0	0	0	0
Jeff Heathcock, R (8, 1)										0	0	0	0	0	0	0
Inning Stats	R: 0 E: 0 K: 1 S: 5 H: 0 LOB: 0 BB: 0 P: 5	R: 0 E: 0 K: 0 S: 4 H: 2 LOB: 1 BB: 0 P: 4	R: 0 E: 0 K: 2 S: 7 H: 0 LOB: 0 BB: 0 P: 7	R: 0 E: 0 K: 0 S: 3 H: 0 LOB: 0 BB: 0 P: 3	R: 0 E: 0 K: 2 S: 7 H: 0 LOB: 0 BB: 0 P: 7	R: 0 E: 0 K: 0 S: 5 H: 2 LOB: 2 BB: 0 P: 5	R: 0 E: 0 K: 1 S: 5 H: 0 LOB: 0 BB: 0 P: 5	R: 0 E: 0 K: 0 S: 5 H: 2 LOB: 2 BB: 0 P: 5	R: 0 E: 0 K: 1 S: 5 H: 0 LOB: 0 BB: 0 P: 5	1B: 6 2B: 0 3B: 0 HR: 0	SF: 0 SAC: 0 DP: 1 HBP: 0					

TOP

Houston Astros @ Montreal Expos

Olympic Stadium, Montreal, QB

Fri Jul 19 1985, 7:05 PM EDT

Att. 18,760 - Unknown

livebaseballscorecards.com

AB	32
R	0
H	6
RBI	0
BB	0
SO	7
LOB	8

PITCHER		IP	WLS	BF	H	R	ER	SO	BB	IBB	HBP	BLK	WP	HR	S	P	ERA	WHIP
Bryn Smith, R ERA: 2.8	(1, 1)	9.0	W	32	6	0	0	7	0	0	0	0	0	0	46	46	0.00	0.667

PITCHER	IP	WLS	BF	H	R	ER	SO	BB	IBB	HBP	BLK	WP	HR	S	P	ERA	WHIP

Houston Astros @ Montreal Expos

Olympic Stadium, Montreal, QB

Fri Jul 19 1985, 7:05 PM EDT

Att. 18,760 - Unknown

BOTTOM

Batter	1	2	3	4	5	6	7	8	9	AB	R	H	RBI	BB	SO	LOB
Tim Raines, S (1, 7) OBP: 0.361, SLG: 0.415	6-3		6-3		IBB	FC6-4 (1-2f)				3	0	0	0	1	0	2
Vance Law, R (1, 4) OBP: 0.348, SLG: 0.388	BB (1B)		F4		F9		HR			3	1	1	1	1	0	3
Andre Dawson, R (1, 9) OBP: 0.300, SLG: 0.420	FC6-4 (1-2)			K	F6		F2			4	0	1	0	0	1	3
Herm Winningham, L (8, 8) OBP: 0.333, SLG: 0.356										0	0	0	0	0	0	0
Hubie Brooks, R (1, 6) OBP: 0.304, SLG: 0.382	K			2B		F8	6-3			4	0	1	0	0	1	2
Tim Wallach, R (1, 5) OBP: 0.325, SLG: 0.448	FC6-4 (1-2f)			F8		BB (1B, 2B)	HR			3	2	1	1	1	0	3
Dan Driessen, L (1, 3) OBP: 0.328, SLG: 0.383		F2		K		F8	4-3			4	0	0	0	0	1	2
Mitch Webster, S (1, 8) OBP: 0.244, SLG: 0.405 (8, 9)		K			SH1-4 (1B)	E (2B) (1-2)		L4		4	1	2	0	0	1	0
Mike Fitzgerald, R (1, 2) OBP: 0.308, SLG: 0.304		1-3			SH1-4 (1-2)	E7 (1B) (1-H, 2-H)		L5		4	0	2	1	0	0	0
Bryn Smith, R (1, 1) OBP: 0.234, SLG: 0.239			4-3		SH1-4 (1-2, 2-3)	FC6-4 (2-3)		6-3		3	0	1	0	0	0	0
Inning Stats	R: 0 E: 0 K: 1 S: 6 / H: 1 LOB: 2 BB: 1 P: 10	R: 0 E: 0 K: 1 S: 5 / H: 0 LOB: 0 BB: 0 P: 5	R: 0 E: 0 K: 0 S: 3 / H: 0 LOB: 0 BB: 0 P: 3	R: 0 E: 0 K: 2 S: 8 / H: 1 LOB: 1 BB: 0 P: 8	R: 0 E: 0 K: 0 S: 5 / H: 2 LOB: 3 BB: 1 P: 9	R: 2 E: 1 K: 0 S: 6 / H: 3 LOB: 2 BB: 1 P: 10	R: 2 E: 0 K: 0 S: 5 / H: 2 LOB: 0 BB: 0 P: 5	R: 0 E: 0 K: 0 S: 3 / H: 0 LOB: 0 BB: 0 P: 3		1B: 5 2B: 2 3B: 0 HR: 2	SF: 0 SAC: 1 DP: 0 HBP: 0						

livebaseballscorecards.com

AB	32
R	4
H	9
RBI	3
BB	3
SO	4
LOB	15

WP: 0 PB: 0 SB: 0 CS: 0 PA: 36

PITCHER		IP	WLS	BF	H	R	ER	SO	BB	IBB	HBP	BLK	WP	HR	S	P	ERA	WHIP
Bob Knepper, L ERA: 3.4	(1, 1)	7.0	L	33	9	4	3	4	2	1	0	0	0	2	38	50	3.86	1.571
Jeff Heathcock, R ERA:	(8, 1)	1.0		3	0	0	0	0	0	0	0	0	0	0	3	3	0.00	0.000

PITCHER	IP	WLS	BF	H	R	ER	SO	BB	IBB	HBP	BLK	WP	HR	S	P	ERA	WHIP

Batter	1	2	3	4	5	6	7	8	9	AB	R	H	RBI	BB	SO	LOB
Bill Doran, S (1, 4) OBP: 0.353, SLG: 0.405	F8		1-3			F8			F6	4	0	0	0	0	0	0
Craig Reynolds, L (1, 6) OBP: 0.298, SLG: 0.378	K			4-3			G3		F9	4	0	0	0	0	1	0
Kevin Bass, S (1, 8) OBP: 0.277, SLG: 0.400	1B			6-3			4-3		1B	4	1	2	0	0	0	0
Jose Cruz, L (1, 7) OBP: 0.334, SLG: 0.406	F7			K			4-3		1-2 1B	4	0	1	0	0	1	1
Jerry Mumphrey, S (1, 9) OBP: 0.328, SLG: 0.394		G6-4-3 1B			F8			1-3	1-2 2-H 1B	4	0	2	1	0	0	0
Phil Garner, R (1, 5) OBP: 0.292, SLG: 0.358		G6-4-3 1-2f			K			1B	L1	4	0	1	0	0	1	3
Harry Spilman, L (1, 3) OBP: 0.190, SLG: 0.218		4-3			G3			F6		3	0	0	0	0	0	1
Alan Ashby, S (1, 2) OBP: 0.370, SLG: 0.441			K			F8		1-3 1B		3	0	1	0	0	1	0
Nolan Ryan, R (1, 1) OBP: 0.091, SLG: 0.048			K			K		K		2	0	0	0	0	2	0
Dave Smith, R (7, 1)										0	0	0	0	0	0	0
Chris Jones, L (8, PH) OBP: 0.235, SLG: 0.133										1	0	0	0	0	1	2
Jeff Calhoun, L (8, 1)										0	0	0	0	0	0	0
Inning Stats	R: 0 E: 0 K: 1 S: 6 H: 1 LOB: 1 BB: 0 P: 6	R: 0 E: 0 K: 0 S: 3 H: 1 LOB: 0 BB: 0 P: 3	R: 0 E: 0 K: 2 S: 7 H: 0 LOB: 0 BB: 0 P: 7	R: 0 E: 0 K: 1 S: 5 H: 0 LOB: 0 BB: 0 P: 5	R: 0 E: 0 K: 1 S: 5 H: 0 LOB: 0 BB: 0 P: 5	R: 0 E: 0 K: 1 S: 5 H: 0 LOB: 0 BB: 0 P: 5	R: 0 E: 0 K: 0 S: 3 H: 0 LOB: 0 BB: 0 P: 3	R: 0 E: 0 K: 1 S: 7 H: 2 LOB: 2 BB: 0 P: 7	R: 1 E: 0 K: 0 S: 6 H: 3 LOB: 2 BB: 0 P: 6	1B: 7 2B: 0 3B: 0 HR: 0 SF: 0 SAC: 0 DP: 1 HBP: 0						

PITCHER	IP	WLS	BF	H	R	ER	SO	BB	IBB	HBP	BLK	WP	HR	S	P	ERA	WHIP
Bill Gullickson, R (1, 1) ERA: 3.47	9.0	W	33	7	1	1	7	0	0	0	0	0	0	47	47	1.00	0.778

PITCHER	IP	WLS	BF	H	R	ER	SO	BB	IBB	HBP	BLK	WP	HR	S	P	ERA	WHIP

TOP

Houston Astros @ Montreal Expos

Olympic Stadium, Montreal, QB

Sat Jul 20 1985, 7:05 PM EDT

Att. 31,006 - Unknown

livebaseballscorecards.com

AB	33
R	1
H	7
RBI	1
BB	0
SO	7
LOB	7

Batter	1	2	3	4	5	6	7	8	9	AB	R	H	RBI	BB	SO	LOB
Tim Raines, S (1, 7) OBP: 0.364, SLG: 0.415	E SF9 1B		G6-3 S BB		F9 ②		S 1B BB	F7 ①		3	2	1	0	2	0	1
Vance Law, R (1, 4) OBP: 0.352, SLG: 0.385	SF9 HBP 1-3 BB		G6-3 1-2 BB		F9 ③		1B 1-2 BB	F9 ②		2	0	0	0	3	0	1
Andre Dawson, R (1, 9) OBP: 0.303, SLG: 0.419 Mitch Webster, S (7, PR) OBP: 0.241, SLG: 0.400 (8, 9)	1-2 HBP		G6-3 ① ② 1-2f 2-3			6-3 ①	1B 1-3 2-H 1B	FC6-4 ③ 1-2f		3 1	0 1	1 1	1 0	0 0	0 0	2 1
Dan Driessen, L (1, 3) OBP: 0.327, SLG: 0.381	F3 ①		F8 ③			4-3 ②	1B 1-3 2B 1B			4	1	1	0	0	0	4
Hubie Brooks, R (1, 6) OBP: 0.306, SLG: 0.382	SF9 ② 2-3 3-H			6-3 ①		HBP 1B BB	2B 1-2 3-H 1B			2	2	1	2	1	0	0
Tim Wallach, R (1, 5) OBP: 0.330, SLG: 0.451	F9 ③			FC6-4 BB		1B 1-2 HBP	1B 1-3 2-H L5 2B			2	0	1	1	1	0	2
Herm Winningham, L (1, 8) OBP: 0.337, SLG: 0.360		4-3 ①		K ②		1-3 2-H 1B	S 2-3 3-H 1B			4	0	2	2	0	1	1
Mike Fitzgerald, R (1, 2) OBP: 0.307, SLG: 0.300		4-3 ②		FC6-4 ③ 1-2f		IBB	L5 ② ③ 1-2 3-H			3	0	0	0	1	0	3
Bill Gullickson, R (1, 1) OBP: 0.156, SLG: 0.188		1-3 ③			K ①	F7 ③		FC6-4 1B		4	0	1	0	0	1	3
Inning Stats	R: 1 E: 0 K: 0 S: 4 H: 1 LOB: 2 BB: 1 P: 9	R: 0 E: 0 K: 0 S: 3 H: 0 LOB: 0 BB: 0 P: 3	R: 0 E: 0 K: 0 S: 2 H: 0 LOB: 1 BB: 2 P: 10	R: 0 E: 0 K: 1 S: 5 H: 0 LOB: 1 BB: 1 P: 9	R: 0 E: 0 K: 1 S: 5 H: 0 LOB: 0 BB: 0 P: 5	R: 1 E: 0 K: 0 S: 4 H: 1 LOB: 3 BB: 2 P: 13	R: 4 E: 0 K: 0 S: 6 H: 5 LOB: 2 BB: 2 P: 14	R: 0 E: 0 K: 0 S: 4 H: 1 LOB: 1 BB: 0 P: 4		1B: 7 2B: 2 3B: 0 HR: 0	SF: 1 SAC: 0 DP: 2 HBP: 2					

PITCHER		IP	WLS	BF	H	R	ER	SO	BB	IBB	HBP	BLK	WP	HR	S	P	ERA	WHIP
Nolan Ryan, R ERA: 3.64	(1, 1)	6.1	L	30	3	4	4	2	7	1	2	0	0	0	24	58	5.68	1.579
Dave Smith, R ERA: 1.78	(7, 1)	0.2		5	4	2	2	0	0	0	0	0	0	0	5	5	27.00	6.000
Jeff Calhoun, L ERA: 2.1	(8, 1)	1.0		4	1	0	0	0	0	0	0	0	0	0	4	4	0.00	1.000

PITCHER	IP	WLS	BF	H	R	ER	SO	BB	IBB	HBP	BLK	WP	HR	S	P	ERA	WHIP

BOTTOM

Houston Astros @ Montreal Expos

Olympic Stadium, Montreal, QB

Sat Jul 20 1985, 7:05 PM EDT

Att. 31,006 - Unknown

livebaseballscorecards.com

AB	28
R	6
H	8
RBI	6
BB	8
SO	2
LOB	18

WP: 0	PA: 39		
PB: 0			
SB: 4			
CS: 0			

Batter	1	2	3	4	5	6	7	8	9	AB	R	H	RBI	BB	SO	LOB
Bill Doran, S (1, 4) OBP: 0.356, SLG: 0.406	L5		S 1B 3-H		6-3 1B	IBB			F6	4	0	2	1	1	0	0
Jim Pankovits, R (1, 9) OBP: 0.354, SLG: 0.400	5-3		F7 1-2		6-3 1-2	K			F7	4	0	0	0	0	1	4
Frank DiPino, L (6, 1) OBP: 0.286, SLG: 0.286										1	0	0	0	0	0	0
Jeff Calhoun, L (9, 1)										0	0	0	0	0	0	0
Dave Smith, R (9, 1)										0	0	0	0	0	0	0
Kevin Bass, S (1, 8) OBP: 0.279, SLG: 0.398	CS HBP			E S 1B 1B	K		F7		6-3	4	1	1	0	0	1	1
Jose Cruz, L (1, 7) OBP: 0.333, SLG: 0.402	CS 1-2	G3		6-3 1-3	IBB		G2			3	0	0	0	1	0	1
Phil Garner, R (1, 5) OBP: 0.291, SLG: 0.355		F6		F9 1B 1B BB	F9		5-3			3	1	0	0	1	0	2
Glenn Davis, R (1, 3) OBP: 0.297, SLG: 0.344		K		1B 1-2 3-H 1B		SH5-4 1B SF7 HBP		HR		3	2	2	2	0	1	0
Mark Bailey, S (1, 2) OBP: 0.370, SLG: 0.387			6-3 WP 1B BB	F9 2-3		SH5-4 1-2 1B		4-3		3	1	1	0	1	0	2
Dickie Thon, R (1, 6) OBP: 0.254, SLG: 0.280			K 1-2	FC4 1-2 3-H 1B		SH5-4 1-2 2-3		K		3	0	1	1	0	2	1
Mike Scott, R (1, 1) OBP: 0.195, SLG: 0.167			6-3 2-3	FC4 1-2f		SF7 3-H		1-3		2	0	0	0	0	0	3
Jerry Mumphrey, S (6, PH) OBP: 0.325, SLG: 0.392 (6, 9)										1	0	0	1	0	0	0

TOP

Houston Astros @ Montreal Expos

Olympic Stadium, Montreal, QB

Sun Jul 21 1985, 3:33 AM EDT

Att. 25,201 - Unknown

livebaseballscorecards.com

AB	31
R	5
H	7
RBI	5
BB	4
SO	5
LOB	14

Inning Stats	1	2	3	4	5	6	7	8	9
	R: 0 E: 0 K: 0 S: 2	H: 0 LOB: 0 BB: 0 P: 3	R: 0 E: 0 K: 1 S: 5	H: 0 LOB: 0 BB: 0 P: 5	R: 1 E: 0 K: 1 S: 6	H: 1 LOB: 1 BB: 1 P: 10	R: 2 E: 0 K: 0 S: 6	H: 3 LOB: 2 BB: 1 P: 10	R: 0 E: 0 K: 1 S: 6	H: 1 LOB: 2 BB: 1 P: 10	R: 1 E: 0 K: 1 S: 6	H: 1 LOB: 2 BB: 1 P: 11	R: 0 E: 0 K: 0 S: 3	H: 0 LOB: 0 BB: 0 P: 3	R: 1 E: 0 K: 1 S: 6	H: 1 LOB: 0 BB: 0 P: 6	R: 0 E: 0 K: 0 S: 3	H: 0 LOB: 0 BB: 0 P: 3

| | | | | | | | | | |

Houston Astros @ Montreal Expos

Olympic Stadium, Montreal, QB

Sun Jul 21 1985, 3:33 AM EDT

Att. 25,201 - Unknown

BOTTOM

Batter	1	2	3	4	5	6	7	8	9	AB	R	H	RBI	BB	SO	LOB
Tim Raines, S (1, 7) OBP: 0.370, SLG: 0.417	F7		S HBP		WP S SF8 1B		FC6-4 BB		BB 1B	3	1	2	0	1	0	0
U L Washington, S (1, 4) OBP: 0.378, SLG: 0.448	6-3 BB		1-2 BB		K 1-2		F7		7-6-3 1-2 BB	2	0	0	0	3	1	2
Hubie Brooks, R (1, 6) OBP: 0.302, SLG: 0.378	6-3 1-2		G1-2-3 3-Hf		SF8 2-H		FC6-4 1-2f		7-6-3 1-2f	4	0	0	1	0	0	7
Dan Driessen, L (1, 3) OBP: 0.327, SLG: 0.378 Bert Roberge, R (9, 1)	G3			1B SF8 BB	G1			F7		2 0	1 0	0 0	0 0	1 0	0 0	1 0
Tim Wallach, R (1, 5) OBP: 0.327, SLG: 0.446		L5		K		K		K		4	0	0	0	0	3	1
Terry Francona, L (1, 9) OBP: 0.309, SLG: 0.313 (6, 3) Skeeter Barnes, R (6, PH) OBP: 0.154, SLG: 0.192 (7, 3)		4-3		BB 1-3 1B		F6		F7		2 2	0 0	1 0	0 0	0 0	0 0	0 0
Herm Winningham, L (1, 8) OBP: 0.335, SLG: 0.359		K		SF8 3-H		1B			1-3	3	0	1	1	0	1	0
Sal Butera, R (1, 2) OBP: 0.275, SLG: 0.234			F8	1-2 BB		F9			HR 1B	3	1	1	0	1	0	1
Mickey Mahler, S (1, 1) OBP: 0.188, SLG: 0.313 Andre Dawson, R (4, PH) OBP: 0.302, SLG: 0.417 Randy St. Claire, R (5, 1) OBP: 0.400, SLG: 0.250 Tim Burke, R (6, 1) OBP: 0.250, SLG: 0.250 Mitch Webster, S (6, 9) OBP: 0.247, SLG: 0.439 Jim Wohlford, R (8, PH) OBP: 0.260, SLG: 0.237			G1-2-3 3B	F7			5-3		1-H HR	1 1 0 0 2 1 1	0 0 0 0 0 1 0	1 0 0 0 0 1 0	0 0 0 0 0 2 0	0 0 0 0 0 0 0	0 0 0 0 0 0 0	0 2 0 0 0 0 0
Inning Stats	R: 0 H: 0 E: 0 LOB: 1 K: 0 BB: 1 S: 3 P: 7	R: 0 H: 0 E: 0 LOB: 0 K: 1 BB: 0 S: 5 P: 5	R: 0 H: 1 E: 0 LOB: 2 K: 0 BB: 1 S: 3 P: 8	R: 1 H: 1 E: 0 LOB: 2 K: 1 BB: 2 S: 6 P: 14	R: 1 H: 1 E: 0 LOB: 0 K: 1 BB: 0 S: 6 P: 6	R: 0 H: 1 E: 0 LOB: 1 K: 1 BB: 0 S: 6 P: 6	R: 0 H: 0 E: 0 LOB: 1 K: 0 BB: 1 S: 3 P: 7	R: 0 H: 0 E: 0 LOB: 0 K: 1 BB: 0 S: 5 P: 5	R: 2 H: 3 E: 0 LOB: 1 K: 0 BB: 1 S: 5 P: 9	1B: 5 2B: 1 3B: 1 HR: 1	SF: 2 SAC: 0 DP: 2 HBP: 1			WP: 1 PB: 0 SB: 2 CS: 0	PA: 39		

livebaseballscorecards.com

AB	30
R	4
H	7
RBI	4
BB	6
SO	5
LOB	14

PITCHER		IP	WLS	BF	H	R	ER	SO	BB	IBB	HBP	BLK	WP	HR	S	P	ERA	WHIP
Mike Scott, R ERA: 2.79	(1, 1)	5.0	W	22	3	2	2	3	4	0	1	0	1	0	23	40	3.60	1.400
Frank DiPino, L ERA: 3.86	(6, 1)	3.1		14	3	2	2	2	1	0	0	0	0	1	17	21	5.40	1.200
Jeff Calhoun, L ERA: 2.1	(9, 1)	0.0		2	1	0	0	0	1	0	0	0	0	0	1	5	∞	∞
Dave Smith, R ERA: 1.75	(9, 1)	0.2	S	1	0	0	0	0	0	0	0	0	0	0	1	1	0.00	0.000

PITCHER	IP	WLS	BF	H	R	ER	SO	BB	IBB	HBP	BLK	WP	HR	S	P	ERA	WHIP

Batter	1	2	3	4	5	6	7	8	9	AB	R	H	RBI	BB	SO	LOB
Claudell Washington, L (1, 9) OBP: 0.336, SLG: 0.469 Brad Komminsk, R (7, 9) OBP: 0.301, SLG: 0.257	F7		BB: S, 1B	K		F9		F7		3 1	1 0	0 0	0 0	1 0	1 0	1 0
Glenn Hubbard, R (1, 4) OBP: 0.331, SLG: 0.343	K		F7		BB: E, 1B	F7			G3	4	1	0	0	1	1	1
Dale Murphy, R (1, 8) OBP: 0.380, SLG: 0.562	1B		1-H: 1B		K		1B		K	5	2	3	1	0	2	1
Bob Horner, R (1, 3) OBP: 0.342, SLG: 0.543 Chris Chambliss, L (7, 3) OBP: 0.296, SLG: 0.304	6-3		2-H: HR, 1B		F3		F9, WP 3-H: 1B		1B, 1B	4 1	1 0	2 1	2 0	0 0	0 0	2 0
Terry Harper, R (1, 7) OBP: 0.339, SLG: 0.422		F8	1-H: HR	E5 1-3: 1B			K 1-2		FC5, 1B 1-2: 1B	5	2	3	2	0	1	1
Ken Oberkfell, L (1, 5) OBP: 0.356, SLG: 0.373		6-3	G3	IBB: 1B			F9 2-3		1-2 2-3: 1B	4	0	1	0	1	0	1
Bruce Benedict, R (1, 2) OBP: 0.341, SLG: 0.250	BB	6-3	FC6-4 1-2 2-H 3-H: 1B		5-3		FC5 2-3f		4	0	1	2	1	0	4	
Paul Zuvella, R (1, 6) OBP: 0.227, SLG: 0.196	K	SH1-4 BB	FC6-4 1-2f		6-3					3	0	0	0	1	1	3
Rick Mahler, R (1, 1) OBP: 0.238, SLG: 0.220		K	SH1-4 1-2		K		5-3			3	0	0	0	0	2	0
Inning Stats	R: 0 E: 0 K: 1 S: 6 H: 1 LOB: 1 BB: 0 P: 6	R: 0 E: 0 K: 1 S: 5 H: 0 LOB: 1 BB: 1 P: 9	R: 4 E: 0 K: 1 S: 8 H: 3 LOB: 0 BB: 1 P: 12	R: 0 E: 0 K: 1 S: 5 H: 0 LOB: 1 BB: 1 P: 9	R: 2 E: 1 K: 1 S: 7 H: 2 LOB: 2 BB: 2 P: 15	R: 0 E: 0 K: 1 S: 5 H: 0 LOB: 0 BB: 0 P: 5	R: 1 E: 0 K: 1 S: 7 H: 2 LOB: 1 BB: 0 P: 7	R: 0 E: 0 K: 0 S: 3 H: 0 LOB: 0 BB: 0 P: 3	R: 0 E: 0 K: 1 S: 8 H: 3 LOB: 3 BB: 0 P: 8	1B: 9 2B: 0 3B: 1 HR: 1 SF: 0 SAC: 1 DP: 0 HBP: 0						

PITCHER		IP	WLS	BF	H	R	ER	SO	BB	IBB	HBP	BLK	WP	HR	S	P	ERA	WHIP
David Palmer, R ERA: 3.36	(1, 1)	4.2	L	25	6	6	6	5	4	1	0	0	0	1	30	50	11.57	2.143
Gary Lucas, L ERA: 3.34	(5, 1)	3.1		12	2	1	1	2	0	0	0	0	1	0	16	16	2.70	0.600
Bert Roberge, R ERA: 2.03	(9, 1)	1.0		6	3	0	0	1	0	0	0	0	0	0	8	8	0.00	3.000

PITCHER	IP	WLS	BF	H	R	ER	SO	BB	IBB	HBP	BLK	WP	HR	S	P	ERA	WHIP

TOP

Atlanta Braves @ Montreal Expos

Olympic Stadium, Montreal, QB

Mon Jul 22 1985, 7:05 PM EDT

Att. 20,755 - Unknown

livebaseballscorecards.com

AB	37
R	7
H	11
RBI	7
BB	5
SO	8
LOB	14

WP: 1 PB: 0 SB: 1 CS: 0 PA: 43

Atlanta Braves @ Montreal Expos

Olympic Stadium, Montreal, QB

Mon Jul 22 1985, 7:05 PM EDT

Att. 20,755 - Unknown

BOTTOM

livebaseballscorecards.com

Batter	1	2	3	4	5	6	7	8	9	AB	R	H	RBI	BB	SO	LOB
Tim Raines, S (1, 7) OBP: 0.371, SLG: 0.416	K		K		1B			2B BB		3	1	1	0	1	2	0
Vance Law, R (1, 4) OBP: 0.353, SLG: 0.390	L4		BB 1B		F8			1-H 2B		4	0	2	1	0	0	1
Andre Dawson, R (1, 9) OBP: 0.305, SLG: 0.416	F8		1-2 BB			G6-4-3 1B		F4		3	0	1	0	1	0	1
Hubie Brooks, R (1, 6) OBP: 0.299, SLG: 0.374		5-3	F4			G6-4-3 1-2f		F9		4	0	0	0	0	0	4
Dan Driessen, L (1, 3) OBP: 0.323, SLG: 0.373		K		F7		4-3			G3	4	0	0	0	0	1	0
Tim Wallach, R (1, 5) OBP: 0.326, SLG: 0.443		1B 1B		F3			6-3		4-3	4	0	1	0	0	0	0
Herm Winningham, L (1, 8) OBP: 0.333, SLG: 0.357		1-3 1B		G3			F8		F8	4	0	1	0	0	0	0
Mike Fitzgerald, R (1, 2) OBP: 0.303, SLG: 0.295		F7			F6		5-3			3	0	0	0	0	0	2
Bert Roberge, R (9, 1)										0	0	0	0	0	0	0
David Palmer, R (1, 1) OBP: 0.094, SLG: 0.125			K		K			F8		1	0	0	0	0	1	0
Gary Lucas, L (5, 1)										1	0	0	0	0	1	0
Steve Nicosia, R (8, PH) OBP: 0.259, SLG: 0.224										1	0	0	0	0	0	0
(9, 2)																

	AB	32
	R	1
	H	6
	RBI	1
	BB	2
	SO	5
	LOB	8

Inning Stats	1	2	3	4	5	6	7	8	9
	R: 0 H: 0 E: 0 LOB: 0 K: 1 BB: 0 S: 5 P: 5	R: 0 H: 2 E: 0 LOB: 2 K: 1 BB: 0 S: 7 P: 7	R: 0 H: 1 E: 0 LOB: 2 K: 2 BB: 1 S: 8 P: 12	R: 0 H: 0 E: 0 LOB: 0 K: 0 BB: 0 S: 3 P: 3	R: 0 H: 1 E: 0 LOB: 1 K: 1 BB: 0 S: 6 P: 6	R: 0 H: 1 E: 0 LOB: 0 K: 0 BB: 0 S: 3 P: 3	R: 0 H: 0 E: 0 LOB: 0 K: 0 BB: 0 S: 3 P: 3	R: 1 H: 1 E: 0 LOB: 1 K: 0 BB: 1 S: 4 P: 8	R: 0 H: 0 E: 0 LOB: 0 K: 0 BB: 0 S: 3 P: 3

	1B: 5	SF: 0	WP: 0	PA: 34
	2B: 1	SAC: 0	PB: 0	
	3B: 0	DP: 1	SB: 0	
	HR: 0	HBP: 0	CS: 0	

PITCHER		IP	WLS	BF	H	R	ER	SO	BB	IBB	HBP	BLK	WP	HR	S	P	ERA	WHIP
Rick Mahler, R ERA: 3.06	(1, 1)	9.0	W	34	6	1	1	5	2	0	0	0	0	0	42	50	1.00	0.889

PITCHER		IP	WLS	BF	H	R	ER	SO	BB	IBB	HBP	BLK	WP	HR	S	P	ERA	WHIP

Batter	1	2	3	4	5	6	7	8	9	AB	R	H	RBI	BB	SO	LOB
Brad Komminsk, R (1, 9) OBP: 0.306, SLG: 0.259	0-0 5-3 2B 1B	0-0 F8 ③			B B B 4-0 G5-4-3 1-2 BB		0-0 F9 ②		0-0 F6 ③	2	1	1	0	1	0	2
Claudell Washington, L (7, PH) OBP: 0.334, SLG: 0.467										1	0	0	0	0	0	0
Rick Camp, R (7, 1) OBP: 0.300, SLG: 0.556										0	0	0	0	0	0	0
Gerald Perry, L (9, PH) OBP: 0.270, SLG: 0.226										1	0	0	0	0	0	0
Rafael Ramirez, R (1, 6) OBP: 0.306, SLG: 0.377	0-0 ① 5-3 1-2	0-0 ① F8			0-0 ②③ G5-4-3 1-2f		0-0 ③ 6-3			4	0	0	0	0	0	3
Dale Murphy, R (1, 8) OBP: 0.378, SLG: 0.567	S S S 0-3 ② K	0-0 ② F9				0-0 HR		S S S 0-3 ① K		4	1	1	1	0	2	1
Bob Horner, R (1, 3) OBP: 0.344, SLG: 0.546	0-0 2-H 2B	0-0 ③ F2				S S S 0-3 ① K		0-0 HBP 1B		4	0	2	1	0	1	0
Terry Harper, R (1, 7) OBP: 0.338, SLG: 0.418	S S S 0-3 ③ K			0-0 ① F8		S S S 0-3 ② K		H 1-0 1-2 HBP		3	0	0	0	0	2	1
Ken Oberkfell, L (1, 5) OBP: 0.354, SLG: 0.371		0-0 ① 4-3		S S S 0-3 ② K		0-0 BB 1B		0-0 ② F4		4	0	1	0	0	1	2
Glenn Hubbard, R (1, 4) OBP: 0.335, SLG: 0.342	B B B 4-0 1B BB		S S S 0-3 ③ K			B B B 4-0 FC5-4 1-2 BB		S S S 0-3 ③ K		1	0	0	0	2	1	0
Chris Chambliss, L (8, PH) OBP: 0.294, SLG: 0.302										1	0	0	0	0	1	2
Paul Zuvella, R (8, 4) OBP: 0.227, SLG: 0.196										0	0	0	0	0	0	0
Rick Cerone, R (1, 2) OBP: 0.274, SLG: 0.292	0-0 1-2 1B				0-0 ① F8	0-0 ③ FC5-4 1-2f			0-0 ① F9	4	0	1	0	0	0	2
Zane Smith, L (1, 1) OBP: 0.154, SLG: 0.154	S S S 0-3 ② K				0-0 BB 1B		0-0 ① 5-3		0-0 ② F8	2	0	1	0	0	1	2
Milt Thompson, L (7, PH) (7, 9) OBP: 0.324, SLG: 0.412										2	0	0	0	0	0	0
Inning Stats	R: 1 E: 0 K: 2 S: 9 H: 2 LOB: 1 BB: 0 P: 9	R: 0 E: 0 K: 1 S: 6 H: 1 LOB: 2 BB: 1 P: 10	R: 0 E: 0 K: 0 S: 3 H: 0 LOB: 0 BB: 0 P: 3	R: 0 E: 0 K: 2 S: 7 H: 0 LOB: 0 BB: 0 P: 7	R: 0 E: 0 K: 0 S: 3 H: 1 LOB: 1 BB: 1 P: 7	R: 1 E: 0 K: 2 S: 9 H: 2 LOB: 2 BB: 1 P: 13	R: 0 E: 0 K: 0 S: 3 H: 0 LOB: 0 BB: 0 P: 3	R: 0 E: 0 K: 2 S: 8 H: 1 LOB: 2 BB: 0 P: 9	R: 0 E: 0 K: 0 S: 3 H: 0 LOB: 0 BB: 0 P: 3	1B: 5 2B: 1 3B: 0 HR: 1 SF: 0 SAC: 0 DP: 1 HBP: 1							

PITCHER	IP	WLS	BF	H	R	ER	SO	BB	IBB	HBP	BLK	WP	HR	S	P	ERA	WHIP
Joe Hesketh, L (1, 1) ERA: 2.41	5.2	W	25	6	2	2	7	3	0	0	0	0	1	36	48	3.18	1.588
Tim Burke, R (6, 1) ERA: 1.44	1.2		7	1	0	0	1	0	0	1	0	0	0	8	9	0.00	0.600
Jeff Reardon, R (8, 1) ERA: 2.42	1.2	S	5	0	0	0	1	0	0	0	0	0	0	7	7	0.00	0.000

PITCHER	IP	WLS	BF	H	R	ER	SO	BB	IBB	HBP	BLK	WP	HR	S	P	ERA	WHIP

Atlanta Braves @ Montreal Expos

Olympic Stadium, Montreal, QB

Tue Jul 23 1985, 7:05 PM EDT

Att. 27,728 - Unknown

TOP

livebaseballscorecards.com

AB	33
R	2
H	7
RBI	2
BB	3
SO	9
LOB	15

WP	0
PB	0
SB	0
CS	0
PA	37

Atlanta Braves @ Montreal Expos

Olympic Stadium, Montreal, QB

Tue Jul 23 1985, 7:05 PM EDT

Att. 27,728 - Unknown

livebaseballscorecards.com

BOTTOM

Batter	1	2	3	4	5	6	7	8	9	AB	R	H	RBI	BB	SO	LOB
Tim Raines, S (1, 7) OBP: 0.375, SLG: 0.418	0-0 4-3 WP 2B 1B	4-0 BB			0-3 ① K		0-0 WP S FC6 1B			3	2	2	0	1	1	0
U L Washington, S (1, 4) OBP: 0.366, SLG: 0.433	0-0 ① 4-3 1-3	0-0 ③ 4-3			0-0 ② 6-3		0-0 ① 5-3 1-2			4	0	0	0	0	0	3
Andre Dawson, R (1, 9) OBP: 0.310, SLG: 0.417	4-0 S 2B BB		0-0 ① 5-3		0-0 1B		4-0 FC6 2-3 BB			2	1	1	0	2	0	0
Hubie Brooks, R (1, 6) OBP: 0.298, SLG: 0.370	4-0 1-2 2B BB		0-0 ② 5-3		0-0 ③ F6		0-0 ② FC6 1-2f 3-H			3	1	0	1	1	0	2
Tim Wallach, R (1, 5) OBP: 0.325, SLG: 0.444	0-0 CS 1-H 2-H 3-H 2B		0-3 ③ K			0-0 ① L4	0-0 ③ F4			4	0	1	3	0	1	1
Vance Law, R (1, 3) OBP: 0.352, SLG: 0.386	4-0 ② FC6-4 2-3 BB			0-0 ① F8		0-0 ② F8		0-0 E6 CS		3	0	0	0	1	0	0
Mitch Webster, S (1, 8) OBP: 0.258, SLG: 0.465	0-0 ③ FC6-4 1-2f			0-0 S 1B		0-0 3B		0-0 ① ② 4-3 1-2		4	0	2	0	0	0	2
Mike Fitzgerald, R (1, 2) OBP: 0.302, SLG: 0.291		0-0 ① 4-3		0-0 ② F3 1-2		4-0 IBB		0-0 ③ F2		3	0	0	0	1	0	1
Joe Hesketh, R (1, 1) OBP: 0.162, SLG: 0.114		0-0 ② 5-3		0-3 ③ K		0-3 ③ K				2	0	0	0	0	1	1
Tim Burke, R (6, 1) OBP: 0.200, SLG: 0.200										1	0	0	0	0	1	2
Jeff Reardon, R (8, 1) OBP: 0.250, SLG: 0.250										0	0	0	0	0	0	0
Inning Stats	R: 3 E: 0 K: 0 S: 4 H: 2 LOB: 1 BB: 3 P: 16	R: 0 E: 0 K: 0 S: 3 H: 0 LOB: 1 BB: 1 P: 7	R: 0 E: 0 K: 1 S: 5 H: 0 LOB: 0 BB: 0 P: 5	R: 0 E: 0 K: 1 S: 6 H: 1 LOB: 1 BB: 0 P: 6	R: 0 E: 0 K: 1 S: 6 H: 1 LOB: 1 BB: 0 P: 6	R: 0 E: 0 K: 1 S: 6 H: 1 LOB: 2 BB: 1 P: 10	R: 1 E: 1 K: 0 S: 4 H: 1 LOB: 1 BB: 1 P: 8	R: 0 E: 1 K: 0 S: 3 H: 0 LOB: 0 BB: 0 P: 3		1B: 4 2B: 1 3B: 1 HR: 0	SF: 0 SAC: 0 DP: 0 HBP: 0					

PITCHER	IP	WLS	BF	H	R	ER	SO	BB	IBB	HBP	BLK	WP	HR	S	P	ERA	WHIP
Zane Smith, L (1, 1) ERA: 3.07	6.0	L	27	5	3	3	4	4	1	0	0	1	0	30	50	4.50	1.500
Rick Camp, R (7, 1) ERA: 3.46	2.0		8	1	1	1	0	1	0	0	0	1	0	7	11	4.50	1.000

PITCHER	IP	WLS	BF	H	R	ER	SO	BB	IBB	HBP	BLK	WP	HR	S	P	ERA	WHIP

AB	29
R	4
H	6
RBI	4
BB	6
SO	4
LOB	12

WP: 2 PB: 0 SB: 3 CS: 2 PA: 35

Batter	1	2	3	4	5	6	7	8	9	AB	R	H	RBI	BB	SO	LOB
Claudell Washington, L (1, 9) OBP: 0.333, SLG: 0.464	4-3		K			F7			G6-4-3, 1B	4	0	1	0	0	1	0
Rafael Ramirez, R (1, 6) OBP: 0.303, SLG: 0.373	F8			K		F7			G6-4-3, 1-2f	4	0	0	0	0	1	1
Dale Murphy, R (1, 8) OBP: 0.375, SLG: 0.560	6-3			K		F8			K	4	0	0	0	0	2	0
Bob Horner, R (1, 3) OBP: 0.341, SLG: 0.540		K		6-3			6-3			3	0	0	0	0	1	0
Terry Harper, R (1, 7) OBP: 0.338, SLG: 0.427		HR			6-3		4-3			3	1	1	1	0	0	0
Ken Oberkfell, L (1, 5) OBP: 0.354, SLG: 0.374		3-1			2B		F8			3	0	1	0	0	0	0
Glenn Hubbard, R (1, 4) OBP: 0.331, SLG: 0.337		F7			E1			6-3		3	0	0	0	0	0	1
Bruce Benedict, R (1, 2) OBP: 0.333, SLG: 0.243			F7		F7			5-3		3	0	0	0	0	0	2
Steve Bedrosian, R (1, 1) OBP: 0.073, SLG: 0.073			5-3		K			K		2	0	0	0	0	1	2
Milt Thompson, L (8, PH) OBP: 0.314, SLG: 0.400										1	0	0	0	0	1	0
Jeff Dedmon, L (8, 1) OBP: 0.167, SLG: 0.167										0	0	0	0	0	0	0
Inning Stats	R: 0 E: 0 K: 0 S: 3 H: 0 LOB: 0 BB: 0 P: 3	R: 1 E: 0 K: 1 S: 6 H: 1 LOB: 0 BB: 0 P: 6	R: 0 E: 0 K: 1 S: 5 H: 0 LOB: 0 BB: 0 P: 5	R: 0 E: 0 K: 2 S: 7 H: 0 LOB: 0 BB: 0 P: 7	R: 0 E: 1 K: 1 S: 7 H: 1 LOB: 2 BB: 0 P: 7	R: 0 E: 0 K: 0 S: 3 H: 0 LOB: 0 BB: 0 P: 3	R: 0 E: 0 K: 0 S: 3 H: 0 LOB: 0 BB: 0 P: 3	R: 0 E: 0 K: 1 S: 5 H: 0 LOB: 0 BB: 0 P: 5	R: 0 E: 0 K: 1 S: 5 H: 1 LOB: 0 BB: 0 P: 5	1B: 1 2B: 1 3B: 0 HR: 1 SF: 0 SAC: 0 DP: 1 HBP: 0						

PITCHER	IP	WLS	BF	H	R	ER	SO	BB	IBB	HBP	BLK	WP	HR	S	P	ERA	WHIP
Bryn Smith, R (1, 1) ERA: 2.68	9.0	W	30	3	1	1	7	0	0	0	0	0	1	44	44	1.00	0.333

PITCHER	IP	WLS	BF	H	R	ER	SO	BB	IBB	HBP	BLK	WP	HR	S	P	ERA	WHIP

TOP

Atlanta Braves @ Montreal Expos

Olympic Stadium, Montreal, QB

Wed Jul 24 1985, 7:05 PM EDT

Att. 16,706 - Unknown

livebaseballscorecards.com

AB	30
R	1
H	3
RBI	1
BB	0
SO	7
LOB	6

Atlanta Braves @ Montreal Expos

Olympic Stadium, Montreal, QB

Wed Jul 24 1985, 7:05 PM EDT

Att. 16,706 - Unknown

BOTTOM

livebaseballscorecards.com

Batter	1	2	3	4	5	6	7	8	9	AB	R	H	RBI	BB	SO	LOB
Tim Raines, S (1, 7) OBP: 0.377, SLG: 0.418	S 1B 1B	F8		G3			F8 S HBP			3	1	1	0	0	0	1
Vance Law, R (1, 4) OBP: 0.357, SLG: 0.397	BB 1B 1-2 BB		BB 1B BB		HR		F8 1-3			2	2	1	1	2	0	1
Andre Dawson, R (1, 9) OBP: 0.310, SLG: 0.415	FC5-4 BB 1-2 2-H 1B		F8		5-3		4-3			4	0	1	1	0	0	2
Hubie Brooks, R (1, 6) OBP: 0.295, SLG: 0.366	K		K		K			6-3		4	0	0	0	0	3	3
Dan Driessen, L (1, 3) OBP: 0.328, SLG: 0.374	FC5-4 1-2 2-3 BB		1B 1-2 BB		G3			FC6 1B		2	0	1	0	2	0	0
Tim Wallach, R (1, 5) OBP: 0.324, SLG: 0.441	FC5-4 1-2 2-3		1-2 2-H 1B			K		FC6 1B 1-2f		4	0	1	1	0	1	4
Herm Winningham, L (1, 8) OBP: 0.332, SLG: 0.354		4-3	4-3			3-1		1-2 1B		4	0	1	0	0	0	2
Mike Fitzgerald, R (1, 2) OBP: 0.298, SLG: 0.286		F9		F7		6-3		5-3		4	0	0	0	0	0	2
Bryn Smith, R (1, 1) OBP: 0.240, SLG: 0.245		1B		K			B1-3			3	0	1	0	0	1	0
Inning Stats	R: 1 H: 2 E: 0 LOB: 2 K: 1 BB: 2 S: 6 P: 14	R: 0 H: 1 E: 0 LOB: 1 K: 0 BB: 0 S: 4 P: 4	R: 1 H: 1 E: 0 LOB: 2 K: 1 BB: 2 S: 6 P: 14	R: 0 H: 0 E: 0 LOB: 0 K: 1 BB: 0 S: 5 P: 5	R: 1 H: 1 E: 0 LOB: 0 K: 1 BB: 0 S: 6 P: 6	R: 0 H: 0 E: 0 LOB: 0 K: 1 BB: 0 S: 5 P: 5	R: 0 H: 0 E: 0 LOB: 1 K: 0 BB: 0 S: 3 P: 4	R: 0 H: 2 E: 0 LOB: 2 K: 0 BB: 0 S: 5 P: 5		1B: 6 SF: 0 2B: 0 SAC: 0 3B: 0 DP: 1 HR: 1 HBP: 1						

	AB	30
	R	3
	H	7
	RBI	3
	BB	4
	SO	5
	LOB	15

WP: 0 PA: 35
PB: 0
SB: 2
CS: 0

PITCHER		IP	WLS	BF	H	R	ER	SO	BB	IBB	HBP	BLK	WP	HR	S	P	ERA	WHIP
Steve Bedrosian, R ERA: 3.2	(1, 1)	7.0	L	30	5	3	3	5	4	0	1	0	0	1	35	52	3.86	1.286
Jeff Dedmon, R ERA: 3.02	(8, 1)	1.0		5	2	0	0	0	0	0	0	0	0	0	5	5	0.00	2.000

PITCHER	IP	WLS	BF	H	R	ER	SO	BB	IBB	HBP	BLK	WP	HR	S	P	ERA	WHIP

Batter	1	2	3	4	5	6	7	8	9	AB	R	H	RBI	BB	SO	LOB
Eddie Milner, L (1, 8) OBP: 0.325, SLG: 0.287	F9		4-3 BB		CS 1B			F9		3	0	1	0	1	0	0
Max Venable, L (1, 7) OBP: 0.299, SLG: 0.365	G3		4-3 1-2		CS 1-2	F7		F9		4	0	0	0	0	0	1
Pete Rose, S (1, 3) OBP: 0.401, SLG: 0.326	1B BB		L6			G4-6-3 BB		S S BB		1	0	0	0	3	0	1
Gary Redus, R (8, PR) OBP: 0.371, SLG: 0.427										0	0	0	0	0	0	0
Cesar Cedeno, R (8, 3) OBP: 0.321, SLG: 0.363										0	0	0	0	0	0	0
Dave Parker, L (1, 9) OBP: 0.357, SLG: 0.522	FC6-4 1-2 1B		L4			G4-6-3 1-2f		S 1-2 IBB		3	0	1	0	1	0	2
Buddy Bell, R (1, 5) OBP: 0.311, SLG: 0.332	FC6-4 1-2f			G4-6-3 1B			SH3-4 1B	F3 1-2 2-3		4	0	2	0	0	0	4
Dave Concepcion, R (1, 6) OBP: 0.328, SLG: 0.371		BB		G4-6-3 1-2f			SH3-4 1-2		F8	2	0	0	0	1	0	1
Ron Oester, S (1, 4) OBP: 0.333, SLG: 0.363		F5		4-3			IBB		3-1	3	0	0	0	1	0	1
Dann Bilardello, R (1, 2) OBP: 0.224, SLG: 0.211		L6			F3		K		K	2	0	0	0	0	0	1
Tom Foley, L (7, PH) OBP: 0.228, SLG: 0.261										1	0	0	0	0	1	2
Dave Vangorder, R (7, 2) OBP: 0.277, SLG: 0.327										0	0	0	0	0	0	0
Nick Esasky, R (9, PH) OBP: 0.353, SLG: 0.427										1	0	0	0	0	1	0
Andy McGaffigan, R (1, 1)		K			K		3-1			2	0	0	0	0	2	1
Wayne Krenchicki, L (7, PH) OBP: 0.393, SLG: 0.442										1	0	0	0	0	0	2
Tom Hume, R (7, 1)										0	0	0	0	0	0	0
Inning Stats	R: 0 E: 0 K: 0 S: 4 H: 1 LOB: 2 BB: 1 P: 8	R: 0 E: 0 K: 1 S: 5 H: 0 LOB: 1 BB: 1 P: 9	R: 0 E: 0 K: 0 S: 3 H: 0 LOB: 1 BB: 1 P: 7	R: 0 E: 0 K: 0 S: 3 H: 1 LOB: 0 BB: 0 P: 3	R: 0 E: 0 K: 1 S: 5 H: 1 LOB: 0 BB: 0 P: 5	R: 0 E: 0 K: 0 S: 2 H: 0 LOB: 0 BB: 1 P: 6	R: 0 E: 0 K: 1 S: 6 H: 1 LOB: 2 BB: 1 P: 10	R: 0 E: 0 K: 0 S: 3 H: 0 LOB: 3 BB: 2 P: 11	R: 0 E: 0 K: 1 S: 5 H: 0 LOB: 0 BB: 0 P: 5	1B: 4 2B: 0 3B: 0 HR: 0	SF: 0 SAC: 1 DP: 2 HBP: 0						

PITCHER		IP	WLS	BF	H	R	ER	SO	BB	IBB	HBP	BLK	WP	HR	S	P	ERA	WHIP
Bill Gullickson, R ERA: 3.2	(1, 1)	7.2	W	31	4	0	0	3	5	2	0	0	0	0	30	58	0.00	1.174
Jeff Reardon, R ERA: 2.36	(8, 1)	1.1	S	4	0	0	0	1	0	0	0	0	0	0	6	6	0.00	0.000

PITCHER	IP	WLS	BF	H	R	ER	SO	BB	IBB	HBP	BLK	WP	HR	S	P	ERA	WHIP

TOP

Cincinnati Reds @ Montreal Expos

Olympic Stadium, Montreal, QB

Thu Jul 25 1985, 7:05 PM EDT

Att. 22,366 - Unknown

livebaseballscorecards.com

AB	27
R	0
H	4
RBI	0
BB	7
SO	4
LOB	16

1B: 4	SF: 0	WP: 0	PA: 36
2B: 0	SAC: 1	PB: 0	
3B: 0	DP: 2	SB: 3	
HR: 0	HBP: 0	CS: 1	

Batter	1	2	3	4	5	6	7	8	9	AB	R	H	RBI	BB	SO	LOB
Tim Raines, S (1, 7) OBP: 0.375, SLG: 0.416	CS 1B 1B		1-3		F7			1-3		4	0	1	0	0	0	0
Vance Law, R (1, 4) OBP: 0.356, SLG: 0.395	1-2 1B		F8			5-3		K		4	0	1	0	0	1	0
Andre Dawson, R (1, 9) OBP: 0.306, SLG: 0.409	K			F2		K		K		4	0	0	0	0	3	2
Hubie Brooks, R (1, 6) OBP: 0.295, SLG: 0.369	K 2-3			2B		4-3				3	0	1	0	0	1	2
Dan Driessen, L (1, 3) OBP: 0.328, SLG: 0.374		4-3		F5			G5-4-3 1B			3	0	1	0	0	0	1
Tim Wallach, R (1, 5) OBP: 0.324, SLG: 0.439		K		HBP			G5-4-3 1-2f			2	0	0	0	0	1	1
Herm Winningham, L (1, 8) OBP: 0.337, SLG: 0.367		3B		K			S 1B BB			2	1	1	0	1	1	2
Mike Fitzgerald, R (1, 2) OBP: 0.295, SLG: 0.284		6-3			6-3		1-H 1B			2	0	0	0	0	0	1
Razor Shines, S (7, PH) OBP: 0.174, SLG: 0.174										1	0	1	1	0	0	0
Sal Butera, R (8, 2) OBP: 0.275, SLG: 0.234										0	0	0	0	0	0	0
Bill Gullickson, R (1, 1) OBP: 0.143, SLG: 0.171			4-3		5-3		F4			3	0	0	0	0	0	1
Jeff Reardon, R (8, 1) OBP: 0.250, SLG: 0.250										0	0	0	0	0	0	0
Inning Stats	R: 0 E: 0 K: 2 S: 8 H: 2 LOB: 2 BB: 0 P: 8	R: 0 E: 0 K: 1 S: 6 H: 1 LOB: 1 BB: 0 P: 6	R: 0 E: 0 K: 0 S: 3 H: 0 LOB: 0 BB: 0 P: 3	R: 0 E: 0 K: 1 S: 6 H: 1 LOB: 2 BB: 0 P: 7	R: 0 E: 0 K: 0 S: 3 H: 0 LOB: 0 BB: 0 P: 3	R: 0 E: 0 K: 1 S: 5 H: 0 LOB: 0 BB: 0 P: 5	R: 1 E: 0 K: 0 S: 4 H: 2 LOB: 1 BB: 1 P: 8	R: 0 E: 0 K: 2 S: 7 H: 0 LOB: 0 BB: 0 P: 7		1B: 4 2B: 2 3B: 1 HR: 0	SF: 0 SAC: 0 DP: 2 HBP: 1					

PITCHER		IP	WLS	BF	H	R	ER	SO	BB	IBB	HBP	BLK	WP	HR	S	P	ERA	WHIP
Andy McGaffigan, R ERA:	(1, 1)	6.0		22	4	0	0	5	0	0	1	0	0	0	31	32	0.00	0.667
Tom Hume, R ERA: 3.35	(7, 1)	2.0	L	8	2	1	1	2	1	0	0	0	0	0	11	15	4.50	1.500

PITCHER	IP	WLS	BF	H	R	ER	SO	BB	IBB	HBP	BLK	WP	HR	S	P	ERA	WHIP

Cincinnati Reds @ Montreal Expos

Olympic Stadium, Montreal, QB

Thu Jul 25 1985, 7:05 PM EDT

Att. 22,366 - Unknown

BOTTOM

livebaseballscorecards.com

AB	28
R	1
H	6
RBI	1
BB	1
SO	7
LOB	10

Cincinnati Reds @ Montreal Expos

Olympic Stadium, Montreal, QB

Fri Jul 26 1985, 7:05 PM EDT

Att. 23,047 - Unknown

TOP

livebaseballscorecards.com

Batter	1	2	3	4	5	6	7	8	9	10	11	AB	R	H	RBI	BB	SO	LOB
Gary Redus, R (1, 8) (7, 7) OBP: 0.374, SLG: 0.432	BBBB 4-0 E S G3-2 BB		x 0-0 E 1B 2B	x 0-0 ③ F7		x 0-0 ② F5		x 0-0 ① 5-3		x 0-0 FC5-4 1-2 1B		5	1	2	0	1	0	5
Dave Concepcion, R (1, 6) OBP: 0.328, SLG: 0.368	SSS 0-3 ① K 1-3		x 0-0 FC BB 1B 2-3		x 0-0 G4-6-3 1B	BBBB 4-0 1-2 2-3 3-H BB		x 0-0 ② 6-3 2-3		x 0-0 ① FC5-4 IBB 1-2f 2-3		5	0	1	1	1	1	5
Dave Parker, L (1, 9) OBP: 0.359, SLG: 0.520	x 0-0 ②③ G3-2 3-Hf		x 0-0 BB 1-2 3-H 1B		x 0-0 ①② G4-6-3 1-2f	x 0-0 ③ F5		x 0-0 1B 3-H		IIII 4-0 1-2 IBB		5	0	2	2	1	0	5
Buddy Bell, R (1, 5) OBP: 0.309, SLG: 0.333 Ted Power, R (8, 1) Pete Rose, S (10, PH) OBP: 0.399, SLG: 0.325 Bob Buchanan, L (10, 1)		x 0-0 ① 5-3	x 0-0 ② F9		x 0-0 ③ F9		x 0-0 1B 2B	x 0-0 ③ 5-3		x 0-0 ②③ G3-2-3 3-Hf		5 0 1 0	1 0 0 0	1 0 0 0	0 0 0 0	0 0 0 0	0 0 0 0	3 0 3 0
Tony Perez, R (1, 3) OBP: 0.393, SLG: 0.511 John Franco, L (7, 1) OBP: 0.333, SLG: 0.333 Nick Esasky, R (8, 5) OBP: 0.354, SLG: 0.443	BBBB 4-0 E BB	BBBB 4-0 1-2 2-3 BB				x 0-0 2B 1B	x 0-0 ① 5-3		SSS 0-3 ① K		x 0-0 HR	2 0 2	2 0 1	1 0 1	0 0 1	2 0 0	0 0 1	1 0 0
Cesar Cedeno, R (1, 7) (7, 3) OBP: 0.312, SLG: 0.352	x 0-0 ② F3	x 0-0 ③ F8				SSS 0-3 ① K	x 0-0 ② 5-3		x 0-0 ② L6		x 0-0 ① F8	6	0	0	0	0	1	6
Ron Oester, S (1, 4) OBP: 0.343, SLG: 0.380	x 0-0 E8 1-H			x 0-0 FC5-4 1B		x 0-0 1B 1-H BB 2B	x 0-0 2-H 1B		x 0-0 2B		x 0-0 1B	6	1	5	2	0	0	0
Dann Bilardello, R (1, 2) OBP: 0.213, SLG: 0.200 Wayne Krenchicki, L (9, PH) OBP: 0.391, SLG: 0.438 Dave Vangorder, R (9, 2) OBP: 0.274, SLG: 0.324	x 0-0 ③ F7			x 0-0 ① FC5-4 1-2f		x 0-0 E5 BB 1B	x 0-0 ③ 5-3		x 0-0 ③ F7		x 0-0 ② F8	4 1 1	0 0 0	0 0 0	0 0 0	0 0 0	0 0 0	4 1 1
Mario Soto, R (1, 1) OBP: 0.167, SLG: 0.186 Eddie Milner, L (7, 8) OBP: 0.329, SLG: 0.292		SSS 0-3 ① K	x 0-0 ② F8			x 0-0 1-2 2-3 BB 1B		x 0-0 6-3 1B 2B		BBBB 4-0 FC5-4 1B G3-2-3 BB	x 0-0 ③ 1-3	3 2	0 1	1 1	0 0	0 1	1 0	1 1
Inning Stats	R: 0 E: 0 K: 1 S: 4 H: 0 LOB: 0 BB: 1 P: 8	R: 1 E: 1 K: 0 S: 4 H: 0 LOB: 1 BB: 1 P: 8	R: 1 E: 1 K: 1 S: 8 H: 2 LOB: 3 BB: 1 P: 12	R: 0 E: 0 K: 0 S: 4 H: 1 LOB: 1 BB: 0 P: 4	R: 0 E: 0 K: 0 S: 3 H: 1 LOB: 0 BB: 0 P: 3	R: 2 E: 1 K: 1 S: 9 H: 3 LOB: 3 BB: 1 P: 13	R: 1 E: 0 K: 0 S: 5 H: 2 LOB: 1 BB: 0 P: 5	R: 1 E: 0 K: 0 S: 5 H: 2 LOB: 1 BB: 0 P: 5	R: 0 E: 0 K: 1 S: 6 H: 1 LOB: 1 BB: 0 P: 6	R: 0 E: 0 K: 0 S: 3 H: 1 LOB: 2 BB: 2 P: 11	R: 1 E: 0 K: 0 S: 5 H: 2 LOB: 1 BB: 0 P: 5	1B: 9 2B: 6 3B: 0 HR: 1	SF: 0 SAC: 0 DP: 3 HBP: 0					

	AB	48
	R	7
	H	15
	RBI	6
	BB	6
	SO	4
	LOB	36

WP: 0 PB: 0 SB: 1 CS: 0 PA: 54

PITCHER		IP	WLS	BF	H	R	ER	SO	BB	IBB	HBP	BLK	WP	HR	S	P	ERA	WHIP
Dan Schatzeder, L ERA: 3.57	(1, 1)	5.0		22	4	2	0	2	3	0	0	0	0	0	23	35	0.00	1.400
Randy St. Claire, R ERA: 2.7	(6, 1)	2.0		13	5	3	2	1	1	0	0	0	0	0	14	18	9.00	3.000
Bert Roberge, R ERA: 2.25	(8, 1)	1.0		5	2	1	1	0	0	0	0	0	0	0	5	5	9.00	2.000
Tim Burke, R ERA: 1.39	(9, 1)	2.0		9	2	0	0	1	1	1	0	0	0	0	9	17	0.00	1.500
Jeff Reardon, R ERA: 2.48	(11, 1)	1.0	L	5	2	1	1	0	0	0	0	0	0	1	5	5	9.00	2.000

PITCHER	IP	WLS	BF	H	R	ER	SO	BB	IBB	HBP	BLK	WP	HR	S	P	ERA	WHIP

Batter	1	2	3	4	5	6	7	8	9	10	11	AB	R	H	RBI	BB	SO	LOB
Tim Raines, S (1, 7) OBP: 0.375, SLG: 0.413	F5		4-3			BB		1B	K		F8	5	2	1	0	1	1	0
Vance Law, R (1, 4) OBP: 0.358, SLG: 0.395	F8			K		1-H		1-2			F9	5	1	2	1	1	1	0
Andre Dawson, R (1, 9) OBP: 0.310, SLG: 0.412				S		F7		1-2 2-3	F7			5	1	3	0	0	0	2
Hubie Brooks, R (1, 6) OBP: 0.294, SLG: 0.366	K			K		K		1-3 2-H 3-H		F9		5	1	1	2	0	3	3
Dan Driessen, L (1, 3) OBP: 0.325, SLG: 0.370 Jim Wohlford, R (8, PH) OBP: 0.260, SLG: 0.237 Terry Francona, L (8, PH) OBP: 0.320, SLG: 0.333 (9, 3)		F8		K		G3		1-H 3-H		1B		3 0 2	0 0 1	0 0 2	0 0 2	0 0 0	1 0 0	2 0 0
Tim Wallach, R (1, 5) OBP: 0.325, SLG: 0.438		K	F3		5-3			2-H		1-2		5	0	2	1	0	1	0
Herm Winningham, L (1, 8) OBP: 0.328, SLG: 0.357		K	G3		B1-3	K				F7		5	0	0	0	0	2	3
Sal Butera, R (1, 2) OBP: 0.278, SLG: 0.224 Bert Roberge, R (8, 1) U L Washington, S (8, PH) OBP: 0.382, SLG: 0.430 Tim Burke, R (9, 1) OBP: 0.200, SLG: 0.200 Mitch Webster, S (10, PH) OBP: 0.256, SLG: 0.460 Jeff Reardon, R (11, 1) OBP: 0.250, SLG: 0.250		F7		BB		5-3		4-3		6-3		2 0 1 0 1 0 0	0 0 0 0 0 0 0	0 0 0 0 0 0 0	0 0 0 0 0 0 0	0 0 0 0 0 0 0	1 0 0 0 0 0 0	0 0 1 0 0 2 0
Dan Schatzeder, L (1, 1) OBP: 0.211, SLG: 0.389 Razor Shines, S (5, PH) OBP: 0.167, SLG: 0.167 Randy St. Claire, R (6, 1) OBP: 0.400, SLG: 0.250 Steve Nicosia, R (8, 2) OBP: 0.246, SLG: 0.212	K		G3			6-3		F9		4-3		1 1 0 3	0 0 0 0	0 0 0 0	0 0 0 0	0 0 0 0	1 0 0 0	0 1 0 0
Inning Stats	R: 0 H: 1 E: 0 LOB: 1 K: 1 BB: 0 S: 6 P: 6	R: 0 H: 0 E: 0 LOB: 0 K: 2 BB: 0 S: 7 P: 7	R: 0 H: 0 E: 0 LOB: 0 K: 1 BB: 0 S: 5 P: 5	R: 0 H: 1 E: 0 LOB: 1 K: 3 BB: 0 S: 10 P: 10	R: 0 H: 0 E: 0 LOB: 1 K: 0 BB: 1 S: 3 P: 7	R: 1 H: 1 E: 0 LOB: 1 K: 1 BB: 1 S: 6 P: 10	R: 0 H: 0 E: 0 LOB: 0 K: 0 BB: 0 S: 3 P: 3	R: 5 H: 5 E: 0 LOB: 1 K: 1 BB: 1 S: 10 P: 14	R: 0 H: 1 E: 0 LOB: 1 K: 1 BB: 0 S: 6 P: 6	R: 0 H: 2 E: 0 LOB: 2 K: 0 BB: 0 S: 5 P: 5	R: 0 H: 0 E: 0 LOB: 0 K: 0 BB: 0 S: 3 P: 3	1B: 10 SF: 0 2B: 1 SAC: 0 3B: 0 DP: 0 HR: 0 HBP: 0						

PITCHER		IP	WLS	BF	H	R	ER	SO	BB	IBB	HBP	BLK	WP	HR	S	P	ERA	WHIP
Mario Soto, R ERA: 3.42	(1, 1)	6.0		23	3	1	1	8	2	0	0	0	0	0	37	45	1.50	0.833
John Franco, L ERA: 2.29	(7, 1)	1.1		8	3	4	4	0	1	0	0	0	0	0	7	11	27.00	3.000
Ted Power, R ERA: 1.6	(8, 1)	1.2		8	3	1	1	2	0	0	0	0	0	0	12	12	5.40	1.800
Bob Buchanan, L ERA: 4.26	(10, 1)	2.0	W	8	2	0	0	0	0	0	0	0	0	0	8	8	0.00	1.000

PITCHER	IP	WLS	BF	H	R	ER	SO	BB	IBB	HBP	BLK	WP	HR	S	P	ERA	WHIP

BOTTOM

Cincinnati Reds @ Montreal Expos

Olympic Stadium, Montreal, QB

Fri Jul 26 1985, 7:05 PM EDT

Att. 23,047 - Unknown

livebaseballscorecards.com

AB	44
R	6
H	11
RBI	6
BB	3
SO	10
LOB	14

WP: 0 PA: 47
PB: 0
SB: 2
CS: 0

Cincinnati Reds @ Montreal Expos

Olympic Stadium, Montreal, QB

Sat Jul 27 1985, 3:33 AM EDT

Att. 25,422 - Unknown

TOP

livebaseballscorecards.com

Batter	1	2	3	4	5	6	7	8	9	AB	R	H	RBI	BB	SO	LOB
Eddie Milner, L (1, 8) OBP: 0.330, SLG: 0.298	0-0 E 1B 1B	0-0 1B 1B 2B		0-0 F7 ①	0-0 L4-6 ②③ 2-3			0-0 F6 ①		5	2	2	0	0	0	3
Max Venable, L (1, 7) OBP: 0.306, SLG: 0.358	0-0 S 1B 1B 1-3	4-0 B B B 1B 1B BB		0-0 6-3 ②		0-0 F9 ①		0-0 F9 ②		4	2	1	0	1	0	0
Pete Rose, S (1, 3) OBP: 0.406, SLG: 0.332	4-0 B B B 1B G6-4-3 BB 1-3 3-H	0-0 1B 1B 1B 1-2 2-3		0-0 1B		0-0 FC4-6 1B		0-0 1-3 ③		4	2	3	0	1	0	0
Dave Parker, L (1, 9) OBP: 0.360, SLG: 0.519	0-0 G6-4-3 1B 1-3 3-H	0-0 1B 1B 1-2 2-H 3-H		0-0 4-3 ③		0-0 FC4-6 ② 1-2f			0-0 F7 ①	5	0	2	3	0	0	2
Buddy Bell, R (1, 5) OBP: 0.310, SLG: 0.332	4-0 B B B G6-4-3 BB	0-0 ② 1-3 2-H 1B			0-0 E6 BB 1B	0-0 F5 ③			0-0 6-3 ②	4	1	1	1	1	0	1
Dave Concepcion, R (1, 6) OBP: 0.326, SLG: 0.366	0-0 G6-4-3 ①② 1-2f 2-3 3-H	0-0 5-3 ③			0-0 F8 ①		0-0 F4 ①		0-0 BB 1B	5	0	1	0	0	0	4
Ron Oester, S (1, 4) OBP: 0.350, SLG: 0.380	4-0 B B B BB		0-0 B5-6-4 1B		4-0 B B B SH 1B 1-2 BB		0-3 S S S K ②		4-0 B B B 1-2 BB	2	0	1	0	3	1	0
John Franco, L (9, 1) OBP: 0.333, SLG: 0.333										0	0	0	0	0	0	0
Tom Hume, R (9, 1)										0	0	0	0	0	0	0
Dann Bilardello, R (1, 2) OBP: 0.224, SLG: 0.213	0-0 F2 ③		0-0 F8 ①		0-0 L4-6 SH 1-2 2-H 1B		0-0 1B		0-0 F7 ③	5	0	2	1	0	0	5
Tom Browning, L (1, 1) OBP: 0.204, SLG: 0.196		0-3 S S S K ①	0-0 B5-6-4 ②③ 1-2f		0-0 SH 1-2 2-3		0-0 F7 ③			3	0	0	0	0	1	2
Ted Power, R (8, 1)										0	0	0	0	0	0	0
Tom Foley, L (9, 4) OBP: 0.228, SLG: 0.261										0	0	0	0	0	0	0

Inning Stats										
	R: 3	H: 3	R: 3	H: 4	R: 0	H: 1	R: 0	H: 1	R: 1	H: 1
	E: 0	LOB: 2	E: 0	LOB: 1	E: 0	LOB: 1	E: 0	LOB: 1	E: 2	LOB: 2
	K: 0	BB: 3	K: 1	BB: 1	K: 0	BB: 0	K: 0	BB: 0	K: 0	BB: 1
	S: 5	P: 17	S: 8	P: 12	S: 3	P: 3	S: 4	P: 4	S: 5	P: 9

Inning Stats										
	R: 0	H: 1	R: 0	H: 1	R: 0	H: 0	R: 0	H: 1	1B: 12	SF: 0
	E: 0	LOB: 1	E: 0	LOB: 1	E: 0	LOB: 0	E: 0	LOB: 2	2B: 2	SAC: 1
	K: 0	BB: 0	K: 1	BB: 0	K: 0	BB: 0	K: 0	BB: 1	3B: 0	DP: 3
	S: 4	P: 4	S: 6	P: 6	S: 3	P: 3	S: 4	P: 8	HR: 0	HBP: 0

AB	37
R	7
H	13
RBI	5
BB	6
SO	2
LOB	17

WP: 0	PA: 44
PB: 0	
SB: 2	
CS: 0	

PITCHER		IP	WLS	BF	H	R	ER	SO	BB	IBB	HBP	BLK	WP	HR	S	P	ERA	WHIP
David Palmer, R ERA: 3.78	(1, 1)	1.1	L	13	6	6	6	1	4	0	0	0	0	0	11	27	40.50	7.500
Gary Lucas, L ERA: 3.0	(2, 1)	3.2		15	4	1	0	0	1	0	0	0	0	0	14	18	0.00	1.364
Bert Roberge, R ERA: 2.12	(6, 1)	2.0		8	2	0	0	1	0	0	0	0	0	0	10	10	0.00	1.000
Randy St. Claire, R ERA: 2.56	(8, 1)	2.0		8	1	0	0	0	1	0	0	0	0	0	7	11	0.00	1.000

PITCHER	IP	WLS	BF	H	R	ER	SO	BB	IBB	HBP	BLK	WP	HR	S	P	ERA	WHIP

Batter	1	2	3	4	5	6	7	8	9	AB	R	H	RBI	BB	SO	LOB
Tim Raines, S (1, 7) OBP: 0.378, SLG: 0.422	L1		BBBB 4-0 BB		F9			HR	5-3 1-3 1B	4	1	2	1	1	0	0
U L Washington, S (1, 4) OBP: 0.358, SLG: 0.444	F4		F8		F8			HR	5-3 1-2 3-H	5	1	1	2	0	0	2
Andre Dawson, R (1, 9) OBP: 0.306, SLG: 0.405	1-3			5-3		6-3		E6 E	K	5	1	0	0	0	1	1
Hubie Brooks, R (1, 6) OBP: 0.294, SLG: 0.373		F8		HR		F5		K		4	1	1	1	0	1	1
Tim Wallach, R (1, 5) OBP: 0.324, SLG: 0.436		F9		2B SF9 1B	K			E5 1-H		4	1	1	0	0	1	0
Vance Law, R (1, 3) OBP: 0.362, SLG: 0.401		FC6-4 1B		1-3 2B			K	BB		3	0	2	0	1	1	0
Mitch Webster, S (1, 8) OBP: 0.247, SLG: 0.449		FC6-4 1-2f		SF9 3-H			K	F7		2	0	0	1	0	1	1
Terry Francona, L (8, PH) OBP: 0.317, SLG: 0.331										1	0	0	0	0	0	2
Herm Winningham, L (9, 8) OBP: 0.328, SLG: 0.357										0	0	0	0	0	0	0
Sal Butera, R (1, 2) OBP: 0.263, SLG: 0.212			4-3	5-3			F7		F7	3	0	0	0	0	0	1
Randy St. Claire, R (8, 1) OBP: 0.400, SLG: 0.250										0	0	0	0	0	0	0
Razor Shines, S (9, PH) OBP: 0.160, SLG: 0.160										1	0	0	0	0	0	0
David Palmer, R (1, 1) OBP: 0.094, SLG: 0.125			K	K				K	1B 5-3 BB	0	0	0	0	0	0	0
Gary Lucas, L (2, 1)										1	0	0	0	0	1	0
Steve Nicosia, R (5, PH) OBP: 0.241, SLG: 0.208										1	0	0	0	0	1	0
Bert Roberge, R (6, 1)										0	0	0	0	0	0	0
Mike Fitzgerald, R (8, 2) OBP: 0.294, SLG: 0.283										1	0	0	0	1	0	0
Dan Driessen, L (9, PH) OBP: 0.327, SLG: 0.370										0	1	0	0	1	0	0
Inning Stats	R: 0 E: 0 K: 0 S: 3 H: 0 LOB: 0 BB: 0 P: 3	R: 0 E: 0 K: 0 S: 4 H: 1 LOB: 1 BB: 0 P: 4	R: 0 E: 0 K: 1 S: 5 H: 0 LOB: 1 BB: 1 P: 9	R: 2 E: 0 K: 0 S: 6 H: 3 LOB: 1 BB: 0 P: 6	R: 0 E: 0 K: 1 S: 5 H: 0 LOB: 0 BB: 0 P: 5	R: 0 E: 0 K: 1 S: 5 H: 0 LOB: 0 BB: 0 P: 5	R: 0 E: 0 K: 2 S: 7 H: 0 LOB: 0 BB: 0 P: 7	R: 3 E: 2 K: 2 S: 11 H: 2 LOB: 2 BB: 1 P: 15	R: 1 E: 0 K: 1 S: 6 H: 1 LOB: 1 BB: 1 P: 10	1B: 3 2B: 1 3B: 0 HR: 3 SF: 1 SAC: 0 DP: 0 HBP: 0						

PITCHER		IP	WLS	BF	H	R	ER	SO	BB	IBB	HBP	BLK	WP	HR	S	P	ERA	WHIP
Tom Browning, L ERA: 3.51	(1, 1)	7.1	W	30	6	5	4	6	1	0	0	0	0	3	41	45	4.91	0.955
Ted Power, R ERA: 1.76	(8, 1)	1.0		7	1	1	1	1	2	0	0	0	0	0	7	15	9.00	3.000
John Franco, L ERA: 2.28	(9, 1)	0.1		1	0	0	0	0	0	0	0	0	0	0	1	1	0.00	0.000
Tom Hume, R ERA: 3.33	(9, 1)	0.1	S	1	0	0	0	1	0	0	0	0	0	0	3	3	0.00	0.000

PITCHER	IP	WLS	BF	H	R	ER	SO	BB	IBB	HBP	BLK	WP	HR	S	P	ERA	WHIP

BOTTOM

Cincinnati Reds @ Montreal Expos

Olympic Stadium, Montreal, QB

Sat Jul 27 1985, 3:33 AM EDT

Att. 25,422 - Unknown

livebaseballscorecards.com

AB	35
R	6
H	7
RBI	5
BB	3
SO	8
LOB	8

WP: 0 PA: 39
PB: 0
SB: 0
CS: 0

Batter	1	2	3	4	5	6	7	8	9	AB	R	H	RBI	BB	SO	LOB
Eddie Milner, L (1, 8) OBP: 0.332, SLG: 0.302	x 0-0 CS 1B		x 0-0 BB 1B			S S S 0-3 ① K		x 0-0 ③ G3		4	0	2	0	0	1	0
Dave Concepcion, R (1, 6) OBP: 0.331, SLG: 0.364	B B B B 4-0 ① BB 1-2 BB		B B B B 4-0 G6-4-3 1-2 BB			x 0-0 ② 6-3			B B B B 4-0 1B BB	1	0	0	0	3	0	0
Buddy Bell, R (1, 5) OBP: 0.307, SLG: 0.329	S S S 0-3 ② K		x 0-0 ②③ G6-4-3 1-2f			x 0-0 ③ L5			x 0-0 ① F9	4	0	0	0	0	1	4
Tony Perez, R (1, 3) OBP: 0.396, SLG: 0.505	B B B B 4-0 1-2 BB			x 0-0 ① F8			x 0-0 ① F8		x 0-0 G6-4-3 1-2 1B	3	0	1	0	1	0	0
Nick Esasky, R (1, 7) OBP: 0.348, SLG: 0.434	x 0-0 ③ F8			S S S 0-3 ② K			x 0-0 ② 6-3		x 0-0 ②③ G6-4-3 1-2f	4	0	0	0	0	1	4
Cesar Cedeno, R (1, 9) OBP: 0.312, SLG: 0.348		x 0-0 ① 6-3		x 0-0 ③ F8			B B B B 4-0 FC6-4 BB			2	0	0	0	1	0	0
Ron Oester, S (1, 4) OBP: 0.350, SLG: 0.380		x 0-0 G6-4-3 1B			x 0-0 ① 1-3		x 0-0 ③ FC6-4 1-2f			3	0	1	0	0	0	1
Dann Bilardello, R (1, 2) OBP: 0.216, SLG: 0.205		x 0-0 ②③ G6-4-3 1-2f			x 0-0 ② L5			x 0-0 ① F9		3	0	0	0	0	0	1
Ron Robinson, R (1, 1)			x 0-0 ① 6-3		S S S 0-3 ③ K					1	0	0	0	0	0	0
Dave Vangorder, R (5, PH) OBP: 0.272, SLG: 0.321								x 0-0 ② 5-3		1	0	0	0	0	1	0
John Stuper, R (5, 1) OBP: 0.235, SLG: 0.071										0	0	0	0	0	0	0
Alan Knicely, R (8, PH) OBP: 0.322, SLG: 0.405										1	0	0	0	0	0	0
Bob Buchanan, L (8, 1)										0	0	0	0	0	0	0
Inning Stats	R: 0 E: 0 K: 1 S: 5 H: 1 LOB: 2 BB: 2 P: 13	R: 0 E: 0 K: 0 S: 3 H: 1 LOB: 0 BB: 0 P: 3	R: 0 E: 0 K: 0 S: 3 H: 1 LOB: 1 BB: 1 P: 7	R: 0 E: 0 K: 1 S: 5 H: 0 LOB: 0 BB: 0 P: 5	R: 0 E: 0 K: 1 S: 5 H: 0 LOB: 0 BB: 0 P: 5	R: 0 E: 0 K: 1 S: 5 H: 0 LOB: 0 BB: 0 P: 5	R: 0 E: 0 K: 0 S: 3 H: 0 LOB: 1 BB: 1 P: 7	R: 0 E: 0 K: 0 S: 3 H: 0 LOB: 0 BB: 0 P: 3	R: 0 E: 0 K: 0 S: 3 H: 1 LOB: 1 BB: 1 P: 7	1B: 4 2B: 0 3B: 0 HR: 0	SF: 0 SAC: 0 DP: 3 HBP: 0						

PITCHER		IP	WLS	BF	H	R	ER	SO	BB	IBB	HBP	BLK	WP	HR	S	P	ERA	WHIP
Joe Hesketh, L ERA: 2.25	(1, 1)	9.0	W	32	4	0	0	4	5	0	0	0	0	0	35	55	0.00	1.000

PITCHER	IP	WLS	BF	H	R	ER	SO	BB	IBB	HBP	BLK	WP	HR	S	P	ERA	WHIP

TOP

Cincinnati Reds @ Montreal Expos

Olympic Stadium, Montreal, QB

Sun Jul 28 1985, 3:33 AM EDT

Att. 27,321 - Unknown

livebaseballscorecards.com

AB	27
R	0
H	4
RBI	0
BB	5
SO	4
LOB	10

WP: 0 PB: 0 SB: 0 CS: 1 PA: 32

Batter	1	2	3	4	5	6	7	8	9	AB	R	H	RBI	BB	SO	LOB
Tim Raines, S (1, 7) OBP: 0.375, SLG: 0.422	4-3		2B	FC4-6 1-2f			4-3	FC6-4 1-2f 2-3		5	1	1	0	0	0	3
U L Washington, S (1, 6) OBP: 0.362, SLG: 0.454	K		HR 2-H	4-3			1B			4	1	2	1	0	1	1
Andre Dawson, R (1, 9) OBP: 0.308, SLG: 0.416	5-3		HR 2-H		K		1B 1-2			4	1	2	2	0	1	0
Tim Wallach, R (1, 5) OBP: 0.321, SLG: 0.431		6-3	F9		F7		F5			4	0	0	0	0	0	2
Dan Driessen, L (1, 3) OBP: 0.326, SLG: 0.372		F7		1B 2B	K		F7			4	1	1	0	0	1	2
Vance Law, R (1, 4) OBP: 0.364, SLG: 0.400		BB		3B 2-H 1B		4-3		6-3		3	1	1	1	1	0	0
Herm Winningham, L (1, 8) OBP: 0.332, SLG: 0.371		4-3		SH 1-H 3B		G3		FC1-5 1B		4	1	2	1	0	0	1
Mike Fitzgerald, R (1, 2) OBP: 0.297, SLG: 0.283			B1-3	F8		BB				3	0	1	0	1	0	1
Joe Hesketh, R (1, 1) OBP: 0.150, SLG: 0.105			K	SH FC4-6 3-H		K		FC1-5 FC6-4 1-2 2-3f		3	0	0	1	0	2	3
Inning Stats	R: 0 E: 0 K: 1 S: 5 H: 0 LOB: 0 BB: 0 P: 5	R: 0 E: 0 K: 0 S: 3 H: 0 LOB: 1 BB: 1 P: 7	R: 3 E: 0 K: 1 S: 8 H: 3 LOB: 0 BB: 0 P: 8	R: 3 E: 0 K: 0 S: 7 H: 3 LOB: 1 BB: 0 P: 7	R: 0 E: 0 K: 2 S: 7 H: 0 LOB: 0 BB: 0 P: 7	R: 0 E: 0 K: 1 S: 5 H: 0 LOB: 1 BB: 1 P: 9	R: 0 E: 0 K: 0 S: 5 H: 2 LOB: 2 BB: 0 P: 5	R: 0 E: 0 K: 0 S: 5 H: 2 LOB: 2 BB: 0 P: 5		1B: 5 2B: 3 3B: 1 HR: 1 SF: 0 SAC: 1 DP: 0 HBP: 0						

PITCHER		IP	WLS	BF	H	R	ER	SO	BB	IBB	HBP	BLK	WP	HR	S	P	ERA	WHIP
Ron Robinson, R ERA: 4.27	(1, 1)	4.0	L	20	6	6	6	2	1	0	0	0	0	1	23	27	13.50	1.750
John Stuper, R ERA: 5.35	(5, 1)	3.0		12	2	0	0	3	1	0	0	0	0	0	17	21	0.00	1.000
Bob Buchanan, L ERA: 3.68	(8, 1)	1.0		5	2	0	0	0	0	0	0	0	0	0	5	5	0.00	2.000

PITCHER	IP	WLS	BF	H	R	ER	SO	BB	IBB	HBP	BLK	WP	HR	S	P	ERA	WHIP

BOTTOM

Cincinnati Reds @ Montreal Expos

Olympic Stadium, Montreal, QB

Sun Jul 28 1985, 3:33 AM EDT

Att. 27,321 - Unknown

livebaseballscorecards.com

AB	34
R	6
H	10
RBI	6
BB	2
SO	5
LOB	13

WP: 0	PB: 0	SB: 0	CS: 0
PA: 37			

Batter	1	2	3	4	5	6	7	8	9	AB	R	H	RBI	BB	SO	LOB
Tim Raines, S (1, 7) OBP: 0.372, SLG: 0.417	K		G3			F9		F6		4	0	0	0	0	1	3
U L Washington, S (1, 4) OBP: 0.352, SLG: 0.440	K			K		4-3		F2		4	0	0	0	0	2	3
Andre Dawson, R (1, 9) OBP: 0.310, SLG: 0.416	1B			FC5-4 BB			F8		4-3	3	0	1	0	1	0	0
Hubie Brooks, R (1, 6) OBP: 0.293, SLG: 0.372	6-3			FC5-4 1-2f			F7		4-3 HR 1B	4	1	1	0	0	0	2
Dan Driessen, L (1, 3) OBP: 0.323, SLG: 0.367		4-3		F7			6-3		4-3 1-2	4	0	0	0	0	0	2
Tim Wallach, R (1, 5) OBP: 0.323, SLG: 0.443		5-3			L6			1B 2B	2-H HR	4	1	2	2	0	0	0
Herm Winningham, L (1, 8) OBP: 0.332, SLG: 0.370		F7			K			BB 1B 2-3	K	3	0	1	0	0	1	0
Jim Wohlford, R (9, PH) OBP: 0.257, SLG: 0.234										1	0	0	0	0	1	0
Mike Fitzgerald, R (1, 2) OBP: 0.295, SLG: 0.281			L6		6-3			F6		2	0	0	0	0	0	0
Terry Francona, L (8, PH) OBP: 0.315, SLG: 0.328										1	0	0	0	0	0	2
Sal Butera, R (8, 2) OBP: 0.263, SLG: 0.212										0	0	0	0	0	0	0
Bryn Smith, R (1, 1) OBP: 0.231, SLG: 0.235			5-3			F8		BB 1-2		2	0	0	0	0	0	0
Razor Shines, S (8, PH) OBP: 0.192, SLG: 0.160										0	0	0	0	1	0	0
Mitch Webster, S (8, PR) OBP: 0.247, SLG: 0.449										0	0	0	0	0	0	0
Gary Lucas, L (8, 1)										0	0	0	0	0	0	0
Inning Stats	R: 0 E: 0 K: 2 S: 8 H: 1 LOB: 1 BB: 0 P: 8	R: 0 E: 0 K: 0 S: 3 H: 0 LOB: 0 BB: 0 P: 3	R: 0 E: 0 K: 0 S: 3 H: 0 LOB: 0 BB: 0 P: 3	R: 0 E: 0 K: 1 S: 5 H: 0 LOB: 1 BB: 1 P: 9	R: 0 E: 0 K: 1 S: 5 H: 0 LOB: 0 BB: 0 P: 5	R: 0 E: 0 K: 0 S: 3 H: 0 LOB: 0 BB: 0 P: 3	R: 0 E: 0 K: 0 S: 3 H: 0 LOB: 0 BB: 0 P: 3	R: 0 E: 0 K: 0 S: 5 H: 2 LOB: 3 BB: 1 P: 9	R: 2 E: 0 K: 1 S: 7 H: 2 LOB: 0 BB: 0 P: 7	1B: 3 2B: 1 3B: 0 HR: 1	SF: 0 SAC: 0 DP: 0 HBP: 0						

PITCHER	IP	WLS	BF	H	R	ER	SO	BB	IBB	HBP	BLK	WP	HR	S	P	ERA	WHIP
Rick Aguilera, R (1, 1) ERA: 1.84	7.1	W	27	3	0	0	4	2	0	0	0	0	0	33	41	0.00	0.682
Jesse Orosco, L (8, 1) ERA: 3.33	1.2	S	7	2	2	2	1	0	0	0	0	0	1	9	9	10.80	1.200

PITCHER	IP	WLS	BF	H	R	ER	SO	BB	IBB	HBP	BLK	WP	HR	S	P	ERA	WHIP

TOP

Montreal Expos @ New York Mets

Shea Stadium, Flushing, NY

Mon Jul 29 1985, 7:05 PM EDT

Att. 30,693 - Unknown

livebaseballscorecards.com

AB	32
R	2
H	5
RBI	2
BB	2
SO	5
LOB	12

WP: 0 PB: 0 SB: 0 CS: 0 PA: 34

Montreal Expos @ New York Mets

Shea Stadium, Flushing, NY

Mon Jul 29 1985, 7:05 PM EDT

Att. 30,693 - Unknown

BOTTOM

Batter	1	2	3	4	5	6	7	8	9	AB	R	H	RBI	BB	SO	LOB
Lenny Dykstra, L (1, 8) OBP: 0.318, SLG: 0.318	SH 2B 2B	4-3			F7		K			4	1	1	0	0	1	3
Wally Backman, S (1, 4) OBP: 0.330, SLG: 0.346	SH 2B 2-3		G3		K		K			3	1	0	0	0	2	2
Keith Hernandez, L (1, 3) OBP: 0.387, SLG: 0.438	6-3 2B 1-H 3-H		6-3			F5	5-3			4	0	1	2	0	0	1
Gary Carter, R (1, 2) OBP: 0.364, SLG: 0.419	F5		K			K		G1-6-3 1B		4	0	1	0	0	2	1
Darryl Strawberry, L (1, 9) OBP: 0.355, SLG: 0.492	6-3 2-3			F6		1B 1B		F7		4	1	1	0	0	0	2
Danny Heep, L (1, 7) OBP: 0.333, SLG: 0.429 Tom Paciorek, R (8, PH) OBP: 0.293, SLG: 0.272 (9, 7)	L1			K		1B 1-3		G1-6-3 1-2f		3 1	0 0	1 0	0 0	0 0	1 0	1 1
Howard Johnson, S (1, 5) OBP: 0.285, SLG: 0.347		4-3		4-3		1B 1-2 3-H				3	0	1	1	0	0	0
Rafael Santana, R (1, 6) OBP: 0.284, SLG: 0.297		SH1-4 1B			K	4-3				3	0	1	0	0	1	2
Rick Aguilera, R (1, 1) OBP: 0.375, SLG: 0.400 Jesse Orosco, R (8, 1) OBP: 0.333, SLG: 0.333		SH1-4 1-2			1B		1B			2 0	0 0	2 0	0 0	0 0	0 0	0 0
Inning Stats	R: 2 H: 2 E: 1 LOB: 1 K: 0 BB: 0 S: 6 P: 6	R: 0 H: 1 E: 0 LOB: 1 K: 0 BB: 0 S: 4 P: 4	R: 0 H: 0 E: 0 LOB: 0 K: 1 BB: 0 S: 5 P: 5	R: 0 H: 0 E: 0 LOB: 0 K: 1 BB: 0 S: 5 P: 5	R: 0 H: 1 E: 0 LOB: 1 K: 2 BB: 0 S: 8 P: 8	R: 1 H: 3 E: 0 LOB: 2 K: 1 BB: 0 S: 8 P: 8	R: 0 H: 1 E: 0 LOB: 1 K: 2 BB: 0 S: 8 P: 8	R: 0 H: 1 E: 0 LOB: 0 K: 0 BB: 0 S: 3 P: 3		1B: 7 SF: 0 2B: 2 SAC: 2 3B: 0 DP: 1 HR: 0 HBP: 0						

livebaseballscorecards.com

AB	31
R	3
H	9
RBI	3
BB	0
SO	7
LOB	13

WP: 0 PA: 33
PB: 0
SB: 0
CS: 0

PITCHER		IP	WLS	BF	H	R	ER	SO	BB	IBB	HBP	BLK	WP	HR	S	P	ERA	WHIP
Bryn Smith, R ERA: 2.68	(1, 1)	7.0	L	30	8	3	2	7	0	0	0	0	0	0	44	44	2.57	1.143
Gary Lucas, L ERA: 2.92	(8, 1)	1.0		3	1	0	0	0	0	0	0	0	0	0	3	3	0.00	1.000

PITCHER	IP	WLS	BF	H	R	ER	SO	BB	IBB	HBP	BLK	WP	HR	S	P	ERA	WHIP

Batter	1	2	3	4	5	6	7	8	9	AB	R	H	RBI	BB	SO	LOB
Tim Raines, S (1, 7) OBP: 0.373, SLG: 0.416	S S S 0-3 ① K			B B B B 4-0 1B 1B BB		x 0-0 ① F7		x 0-0 1-3 1B		3	0	1	0	1	1	0
Vance Law, R (1, 4) OBP: 0.360, SLG: 0.395	S S S 0-3 ② K			x 0-0 ① F9		x 0-0 ② 6-3		S S S 0-3 ③ K		4	0	0	0	0	2	3
Tim Burke, R (8, 1) OBP: 0.200, SLG: 0.200										0	0	0	0	0	0	0
Andre Dawson, R (1, 9) OBP: 0.307, SLG: 0.410	S S S 0-3 ③ K			x 0-0 ② F5		S S S 0-3 ③ K			x 0-0 ① F8	4	0	0	0	0	2	1
Hubie Brooks, R (1, 6) OBP: 0.295, SLG: 0.373		x 0-0 G4-3-6 1B		x 0-0 1B 1-2 1B			S S S 0-3 ① K		x 0-0 ② F9	4	0	2	0	0	1	0
Dan Driessen, L (1, 3) OBP: 0.325, SLG: 0.367		x 0-0 ① ② G4-3-6 1-2f		x 0-0 FC6 1-2 2-3 1B			B B B B 4-0 G4-6-3 BB		x 0-0 ③ 6-3	3	0	1	0	1	0	1
Tim Wallach, R (1, 5) OBP: 0.320, SLG: 0.439		x 0-0 ③ 5-3		x 0-0 ③ FC6 1-2f			x 0-0 ② ③ G4-6-3 1-2f			3	0	0	0	0	0	4
Herm Winningham, L (1, 8) OBP: 0.327, SLG: 0.365			S S S 0-3 ① K		S S S 0-3 ① K			x 0-0 ① F8		3	0	0	0	0	2	0
Mike Fitzgerald, R (1, 2) OBP: 0.293, SLG: 0.278			x 0-0 ② F7		S S S 0-3 ② K			x 0-0 1B 1B		2	0	0	0	0	1	0
U L Washington, S (8, PH) OBP: 0.356, SLG: 0.444										1	0	1	0	0	0	0
(8, 4)																
Bill Gullickson, R (1, 1) OBP: 0.135, SLG: 0.162			x 0-0 ③ 6-3		S S S 0-3 ③ K			x 0-0 ② F6		2	0	0	0	0	1	0
Terry Francona, L (8, PH) OBP: 0.313, SLG: 0.325										1	0	0	0	0	0	1
Sal Butera, R (8, 2) OBP: 0.263, SLG: 0.212										0	0	0	0	0	0	0
Inning Stats	R: 0 H: 0 E: 0 LOB: 0 K: 3 BB: 0 S: 9 P: 9	R: 0 H: 1 E: 0 LOB: 0 K: 0 BB: 0 S: 3 P: 3	R: 0 H: 0 E: 0 LOB: 0 K: 1 BB: 0 S: 5 P: 5	R: 0 H: 2 E: 0 LOB: 3 K: 0 BB: 1 S: 5 P: 9	R: 0 H: 0 E: 0 LOB: 0 K: 3 BB: 0 S: 9 P: 9	R: 0 H: 0 E: 0 LOB: 0 K: 1 BB: 0 S: 5 P: 5	R: 0 H: 0 E: 0 LOB: 0 K: 1 BB: 1 S: 4 P: 8	R: 0 H: 2 E: 0 LOB: 2 K: 1 BB: 0 S: 7 P: 7	R: 0 H: 0 E: 0 LOB: 0 K: 0 BB: 0 S: 3 P: 3	1B: 5 2B: 0 3B: 0 HR: 0	SF: 0 SAC: 0 DP: 2 HBP: 0					

PITCHER	IP	WLS	BF	H	R	ER	SO	BB	IBB	HBP	BLK	WP	HR	S	P	ERA	WHIP
Dwight Gooden, R (1, 1) ERA: 1.65	9.0	W	32	5	0	0	10	2	0	0	0	0	0	50	58	0.00	0.778

PITCHER	IP	WLS	BF	H	R	ER	SO	BB	IBB	HBP	BLK	WP	HR	S	P	ERA	WHIP

TOP

Montreal Expos @ New York Mets

Shea Stadium, Flushing, NY

Tue Jul 30 1985, 7:05 PM EDT

Att. 45,118 - Unknown

livebaseballscorecards.com

AB	30
R	0
H	5
RBI	0
BB	2
SO	10
LOB	10

WP: 0 PA: 32
PB: 0
SB: 0
CS: 0

Batter	1	2	3	4	5	6	7	8	9	AB	R	H	RBI	BB	SO	LOB
Lenny Dykstra, L (1, 8) OBP: 0.316, SLG: 0.311	S S S 0-3 K ①		x 0-0 4-3 ②		x 0-0 3-1 ③		B B B B 4-0 S BB			3	0	0	0	1	1	1
Wally Backman, S (1, 4) OBP: 0.332, SLG: 0.348	S S S 0-3 K ②		x 0-0 S 1B			x 0-0 5-3 S 1B 1B	x 0-0 F7 ③ 1-2			4	1	2	0	0	1	1
Keith Hernandez, L (1, 3) OBP: 0.388, SLG: 0.439	x 0-0 1B		x 0-0 4-3 ③ 1-2			x 0-0 F2 ①		x 0-0 G5-4-3 1B		4	0	2	0	0	0	2
Gary Carter, R (1, 2) OBP: 0.360, SLG: 0.414	x 0-0 F9 ③			x 0-0 6-3 ①		x 0-0 5-3 ② 1-3		x 0-0 G5-4-3 ① ② 1-2f		4	0	0	0	0	0	3
Darryl Strawberry, L (1, 9) OBP: 0.362, SLG: 0.497		x 0-0 G3 2B		S S S 0-3 K ②		I I I 4-0 1B IBB		B B B B 4-0 S 1B BB		2	1	1	0	2	1	0
George Foster, R (1, 7) OBP: 0.318, SLG: 0.464		x 0-0 6-3 ①		x 0-0 6-3 ③		x 0-0 1-2 3-H 1B		x 0-0 1-H 1B		4	0	2	2	0	0	1
Howard Johnson, S (1, 5) OBP: 0.284, SLG: 0.343		x 0-0 G3 ② 2-3			x 0-0 F7 ①	x 0-0 4-3 ③		4-0 FC6-4 IBB		3	0	0	0	1	0	3
Rafael Santana, R (1, 6) OBP: 0.283, SLG: 0.296		x 0-0 4-3 ③			x 0-0 SH1-4 1B		x 0-0 4-3 ①	x 0-0 FC6-4 ③ 1-2f		4	0	1	0	0	0	3
Dwight Gooden, R (1, 1) OBP: 0.234, SLG: 0.169			x 0-0 6-3 ①		x 0-0 SH1-4 ② 1-2		x 0-0 F8 ②			2	0	0	0	0	0	0
Inning Stats	R: 0 H: 1 E: 0 LOB: 1 K: 2 BB: 0 S: 8 P: 8	R: 0 H: 1 E: 0 LOB: 1 K: 0 BB: 0 S: 4 P: 4	R: 0 H: 1 E: 0 LOB: 1 K: 0 BB: 0 S: 4 P: 4	R: 0 H: 0 E: 0 LOB: 0 K: 1 BB: 0 S: 5 P: 5	R: 0 H: 1 E: 0 LOB: 1 K: 0 BB: 0 S: 4 P: 4	R: 1 H: 2 E: 0 LOB: 2 K: 0 BB: 1 S: 5 P: 9	R: 0 H: 0 E: 0 LOB: 1 K: 0 BB: 1 S: 3 P: 7	R: 1 H: 2 E: 0 LOB: 2 K: 0 BB: 2 S: 4 P: 12		1B: 7 SF: 0 2B: 1 SAC: 1 3B: 0 DP: 1 HR: 0 HBP: 0						WP: 0 PA: 35 PB: 0 SB: 4 CS: 0

PITCHER		IP	WLS	BF	H	R	ER	SO	BB	IBB	HBP	BLK	WP	HR	S	P	ERA	WHIP
Bill Gullickson, R ERA: 3.08	(1, 1)	7.0	L	29	6	1	1	3	1	1	0	0	0	0	33	41	1.29	1.000
Tim Burke, R ERA: 1.51	(8, 1)	1.0		6	2	1	1	0	1	1	0	0	0	0	4	12	9.00	3.000

PITCHER	IP	WLS	BF	H	R	ER	SO	BB	IBB	HBP	BLK	WP	HR	S	P	ERA	WHIP

BOTTOM

Montreal Expos @ New York Mets

Shea Stadium, Flushing, NY

Tue Jul 30 1985, 7:05 PM EDT

Att. 45,118 - Unknown

livebaseballscorecards.com

AB	30
R	2
H	8
RBI	2
BB	4
SO	3
LOB	14

Batter	1	2	3	4	5	6	7	8	9	AB	R	H	RBI	BB	SO	LOB
Tim Raines, S (1, 7) OBP: 0.368, SLG: 0.411	F7		F8		4-3		4-3 1-2 3-H		G3	5	0	0	0	0	0	4
U L Washington, S (1, 4) OBP: 0.347, SLG: 0.432	F9		F7		F6		G3			4	0	0	0	0	0	2
Andre Dawson, R (1, 9) OBP: 0.306, SLG: 0.411	F2		1-3 2B		K			F3		4	0	1	0	0	1	0
Hubie Brooks, R (1, 6) OBP: 0.295, SLG: 0.370		BBBB FC6-4 BB	F4			4-3		6-3		3	0	0	0	1	0	2
Terry Francona, L (1, 3) OBP: 0.311, SLG: 0.347		F5		HR		4-3		4-3		4	1	1	1	0	0	1
Tim Wallach, R (1, 5) OBP: 0.319, SLG: 0.437		FC6-4 1B 1-2f		K		F7			FC6-4 E 1B	4	0	1	0	0	1	1
Herm Winningham, L (1, 8) OBP: 0.335, SLG: 0.378		1-2 1B		1B 1B				1B BLK 2B	K	4	1	3	0	0	1	1
Steve Nicosia, R (1, 2) OBP: 0.258, SLG: 0.228		K		G3-6-1 1-2 1B				BLK 2-3 1B	E6 FC6-4 1-2	4	0	2	0	0	1	3
Dan Schatzeder, L (1, 1) OBP: 0.238, SLG: 0.400 Randy St. Claire, R (6, 1) OBP: 0.400, SLG: 0.250 Razor Shines, S (7, PH) OBP: 0.185, SLG: 0.154 Tim Burke, R (7, 1) OBP: 0.200, SLG: 0.200 Dan Driessen, L (9, PH) OBP: 0.324, SLG: 0.365			2B 1B	G3-6-1 1-2f			K		FC6-4 1-2f 2-3	2 0 1 0 1	0 0 0 0 0	1 0 0 0 0	0 0 0 0 0	0 0 1 0 0	0 0 0 0 0	2 0 2 0 2

TOP

Montreal Expos @ New York Mets

Shea Stadium, Flushing, NY

Wed Jul 31 1985, 3:33 AM EDT

Att. 26,055 - Unknown

livebaseballscorecards.com

	AB	R	H	RBI	BB	SO	LOB
	36	2	9	1	1	5	20

Inning Stats	1	2	3	4	5	6	7	8	9	1B	SF	WP	PA
R	0	0	0	1	0	0	1	0	0	6	0	0	37
E	0	0	0	0	0	0	0	0	1	2B	2	SAC	0	PB	0
K	0	1	0	1	1	0	1	1	1	3B	0	DP	1	SB	0
S	3	6	5	7	5	3	7	3	7	HR	1	HBP	0	CS	0
H	0	1	2	3	0	0	2	0	1						
LOB	0	2	2	1	0	0	1	0	2						
BB	0	1	0	0	0	0	0	0	0						
P	3	10	5	7	5	3	7	3	7						

PITCHER		IP	WLS	BF	H	R	ER	SO	BB	IBB	HBP	BLK	WP	HR	S	P	ERA	WHIP
Ed Lynch, R ERA: 2.9	(1, 1)	5.0	W	21	6	1	1	3	1	0	0	0	0	1	26	30	1.80	1.400
Roger McDowell, R ERA: 3.08	(6, 1)	4.0	S	16	3	1	1	2	0	0	0	1	0	0	20	20	2.25	0.750

PITCHER	IP	WLS	BF	H	R	ER	SO	BB	IBB	HBP	BLK	WP	HR	S	P	ERA	WHIP

Batter	1	2	3	4	5	6	7	8	9	AB	R	H	RBI	BB	SO	LOB
Wally Backman, S (1, 4) OBP: 0.331, SLG: 0.350	K	K			2B		6-3			4	0	1	2	0	2	2
Tom Paciorek, R (1, 9) (7, 7) OBP: 0.291, SLG: 0.266	L5-3 BB		F9		F9		4-3			3	0	0	0	1	0	1
Keith Hernandez, L (1, 3) OBP: 0.384, SLG: 0.434	L5-3		6-3		4-3			4-3		4	0	0	0	0	0	2
Gary Carter, R (1, 2) OBP: 0.359, SLG: 0.421		F7	F7			HR		5-3		4	1	1	1	0	0	0
George Foster, R (1, 7) OBP: 0.318, SLG: 0.466 Lenny Dykstra, L (7, 8) OBP: 0.314, SLG: 0.309	1B	2B		F8		4-3		K		3 1	1 0	1 0	0 0	0 0	0 1	0 0
Darryl Strawberry, L (1, 8) (7, 9) OBP: 0.362, SLG: 0.495	S 1B	1B		K		F9				3	1	1	1	0	1	0
Ray Knight, R (1, 5) OBP: 0.250, SLG: 0.350		SH1-4 BB		F9		4-3				3	0	1	1	0	0	0
Ron Gardenhire, R (1, 6) OBP: 0.333, SLG: 0.200		SH1-4 BB			SH1-3 2B BB		SH2-4 6-3 BB			0	2	0	0	3	0	0
Ed Lynch, R (1, 1) OBP: 0.162, SLG: 0.088 Ronn Reynolds, R (5, PH) OBP: 0.321, SLG: 0.370 Roger McDowell, R (6, 1) OBP: 0.154, SLG: 0.083		SH1-4			SH1-3		SH2-4			0 0 0	0 0 0	0 0 0	0 0 0	0 0 0	0 0 0	0 0 0
Inning Stats	R: 0 E: 0 K: 1 S: 4 H: 0 LOB: 0 BB: 1 P: 8	R: 2 E: 0 K: 1 S: 8 H: 3 LOB: 2 BB: 1 P: 12	R: 0 E: 0 K: 0 S: 3 H: 0 LOB: 0 BB: 0 P: 3	R: 0 E: 0 K: 1 S: 5 H: 0 LOB: 0 BB: 0 P: 5	R: 1 E: 0 K: 0 S: 4 H: 1 LOB: 1 BB: 1 P: 8	R: 1 E: 0 K: 0 S: 4 H: 1 LOB: 0 BB: 0 P: 4	R: 1 E: 0 K: 0 S: 3 H: 0 LOB: 0 BB: 1 P: 7	R: 0 E: 0 K: 1 S: 5 H: 0 LOB: 0 BB: 0 P: 5		1B: 2 2B: 3 3B: 0 HR: 1 SF: 0 SAC: 3 DP: 1 HBP: 0						

PITCHER	IP	WLS	BF	H	R	ER	SO	BB	IBB	HBP	BLK	WP	HR	S	P	ERA	WHIP
Dan Schatzeder, L (1, 1) ERA: 3.82	5.0	L	22	5	4	4	3	3	0	0	0	0	1	25	37	7.20	1.600
Randy St. Claire, R (6, 1) ERA: 2.5	1.0		3	0	0	0	0	0	0	0	0	0	0	3	3	0.00	0.000
Tim Burke, R (7, 1) ERA: 1.6	2.0		7	0	1	1	1	1	0	0	0	0	0	8	12	4.50	0.500

PITCHER	IP	WLS	BF	H	R	ER	SO	BB	IBB	HBP	BLK	WP	HR	S	P	ERA	WHIP

BOTTOM

Montreal Expos @ New York Mets

Shea Stadium, Flushing, NY

Wed Jul 31 1985, 3:33 AM EDT

Att. 26,055 - Unknown

livebaseballscorecards.com

AB	25
R	5
H	5
RBI	5
BB	4
SO	4
LOB	5

Batter	1	2	3	4	5	6	7	8	9	AB	R	H	RBI	BB	SO	LOB
Tim Raines, S (1, 7) OBP: 0.366, SLG: 0.406	F7		F7		4-3		G6-4-3, 1-2, 2-3, IBB		K	4	0	0	0	1	1	1
Vance Law, R (1, 4) OBP: 0.359, SLG: 0.393	FC6-4, 1B			L4	6-3		G6-4-3, 1-2f			4	0	1	0	0	0	3
Andre Dawson, R (1, 9) OBP: 0.308, SLG: 0.414	K			1B, 2B		3-1		F9, 1-3, BB		3	1	1	0	1	1	1
Hubie Brooks, R (1, 6) OBP: 0.297, SLG: 0.374	FC6-4, 1-2f			S, 1B, 2B, 2-H, 1B		4-3, 2B		1-3, 1-2		4	1	2	1	0	0	2
Terry Francona, L (1, 3) OBP: 0.309, SLG: 0.344		F8		S, 2B, 1-2, 1B		4-3, 2-3		F9, 2-3		4	1	1	0	0	0	2
Tim Wallach, R (1, 5) OBP: 0.319, SLG: 0.438		K		G3, 1-H, 2-H, 2B		5-3		K		4	0	1	2	0	2	2
Herm Winningham, L (1, 8) OBP: 0.333, SLG: 0.380		K		G3, 2-3			WP, 2B		E3	4	0	1	0	0	1	1
Mike Fitzgerald, R (1, 2) OBP: 0.292, SLG: 0.275			K	K			WP, BB		F8	3	0	0	0	1	2	2
Joe Hesketh, R (1, 1) OBP: 0.140, SLG: 0.098 Jeff Reardon, R (7, 1) OBP: 0.200, SLG: 0.200			6-3		K		P5		K	3 1	0 0	0 0	0 0	0 0	1 1	2 1
Inning Stats	R: 0 E: 0 K: 1 S: 6 H: 1 LOB: 1 BB: 0 P: 6	R: 0 E: 0 K: 2 S: 7 H: 0 LOB: 0 BB: 0 P: 7	R: 0 E: 0 K: 1 S: 5 H: 0 LOB: 0 BB: 0 P: 5	R: 3 E: 0 K: 1 S: 9 H: 4 LOB: 1 BB: 0 P: 9	R: 0 E: 0 K: 1 S: 5 H: 0 LOB: 0 BB: 0 P: 5	R: 0 E: 0 K: 0 S: 4 H: 1 LOB: 1 BB: 0 P: 4	R: 0 E: 0 K: 0 S: 3 H: 1 LOB: 2 BB: 2 P: 11	R: 0 E: 0 K: 1 S: 5 H: 0 LOB: 1 BB: 1 P: 9	R: 0 E: 1 K: 2 S: 8 H: 0 LOB: 1 BB: 0 P: 8	1B: 3 2B: 4 3B: 0 HR: 0 SF: 0 SAC: 0 DP: 1 HBP: 0						

PITCHER		IP	WLS	BF	H	R	ER	SO	BB	IBB	HBP	BLK	WP	HR	S	P	ERA	WHIP
Rick Reuschel, R ERA: 2.69	(1, 1)	7.0	L	29	7	3	3	6	1	1	0	0	1	0	39	47	3.86	1.143
Jim Winn, R ERA: 4.2	(8, 1)	2.0		8	0	0	0	3	1	0	0	0	0	0	13	17	0.00	0.500

PITCHER	IP	WLS	BF	H	R	ER	SO	BB	IBB	HBP	BLK	WP	HR	S	P	ERA	WHIP

TOP

Montreal Expos @ Pittsburgh Pirates

Three Rivers Stadium, Pittsburgh, PA

Fri Aug 02 1985, 7:05 PM EDT

Att. 6,705 - Unknown

livebaseballscorecards.com

AB	34
R	3
H	7
RBI	3
BB	3
SO	9
LOB	17

WP: 1	PA: 37		
PB: 0			
SB: 2			
CS: 0			

BOTTOM

Montreal Expos @ Pittsburgh Pirates

Three Rivers Stadium, Pittsburgh, PA

Fri Aug 02 1985, 7:05 PM EDT

Att. 6,705 - Unknown

Batter	1	2	3	4	5	6	7	8	9	AB	R	H	RBI	BB	SO	LOB
Bill Almon, R (1, 7) OBP: 0.350, SLG: 0.419	F8		E 6-3 2B 1-3		BB		1-3			2	1	1	0	1	0	0
Lee Mazzilli, S (7, PH) OBP: 0.412, SLG: 0.358										1	0	0	0	0	0	1
Jim Winn, R (8, 1)										0	0	0	0	0	0	0
Johnny Ray, S (1, 4) OBP: 0.291, SLG: 0.370	CS BB 1B		E5 6-3 2-3 3-H		F3			F8		4	0	1	0	0	0	2
Bill Madlock, R (1, 5) OBP: 0.310, SLG: 0.368	BB 1-2		6-3 2-3 3-H			5-3		P6		3	0	0	1	1	0	1
Sixto Lezcano, R (1, 9) OBP: 0.397, SLG: 0.337	K 2-3		F8			K		F9		4	0	0	0	0	2	3
Jason Thompson, L (1, 3) OBP: 0.365, SLG: 0.401		L4		F8		BB			K	3	0	0	0	1	1	0
Tony Peña, R (1, 2) OBP: 0.293, SLG: 0.363		K		4-3		P6			K	4	0	0	0	0	2	1
Sam Khalifa, R (1, 6) OBP: 0.303, SLG: 0.328		F9		F9			G3 SH3-4 BB		4-3	3	0	0	0	1	0	0
Marvell Wynne, L (1, 8) OBP: 0.263, SLG: 0.278			G3		4-3		SH3-4 1-2			2	0	0	0	0	0	0
Rick Reuschel, R (1, 1) OBP: 0.212, SLG: 0.219			2B E BB		5-3		G3 2-3			1	1	0	0	1	0	0
Jim Morrison, R (7, PH) OBP: 0.273, SLG: 0.294										0	0	0	0	0	0	0
Steve Kemp, L (7, PH) OBP: 0.310, SLG: 0.332										1	0	0	0	0	0	1
										1	0	0	0	0	0	1
Inning Stats	R: 0 E: 0 K: 1 S: 5 H: 1 LOB: 2 BB: 1 P: 9	R: 0 E: 0 K: 1 S: 5 H: 0 LOB: 0 BB: 0 P: 5	R: 2 E: 1 K: 0 S: 5 H: 1 LOB: 1 BB: 1 P: 9	R: 0 E: 0 K: 0 S: 3 H: 0 LOB: 0 BB: 0 P: 3	R: 0 E: 0 K: 0 S: 3 H: 0 LOB: 1 BB: 1 P: 7	R: 0 E: 0 K: 1 S: 5 H: 0 LOB: 1 BB: 1 P: 9	R: 0 E: 0 K: 0 S: 3 H: 0 LOB: 1 BB: 1 P: 7	R: 0 E: 0 K: 0 S: 3 H: 0 LOB: 0 BB: 0 P: 3	R: 0 E: 0 K: 2 S: 7 H: 0 LOB: 0 BB: 0 P: 7	1B: 1 2B: 2 3B: 0 HR: 0	SF: 0 SAC: 1 DP: 1 HBP: 0						

livebaseballscorecards.com

	AB	28
	R	2
	H	2
	RBI	1
	BB	5
	SO	5
	LOB	9

WP: 0 PB: 0 SB: 0 CS: 1 PA: 34

PITCHER		IP	WLS	BF	H	R	ER	SO	BB	IBB	HBP	BLK	WP	HR	S	P	ERA	WHIP
Joe Hesketh, L ERA: 2.15	(1, 1)	6.1	W	26	2	2	0	3	5	0	0	0	0	0	27	47	0.00	1.105
Jeff Reardon, R ERA: 2.37	(7, 1)	2.2	S	8	0	0	0	2	0	0	0	0	0	0	12	12	0.00	0.000

PITCHER	IP	WLS	BF	H	R	ER	SO	BB	IBB	HBP	BLK	WP	HR	S	P	ERA	WHIP

Batter	1	2	3	4	5	6	7	8	9	AB	R	H	RBI	BB	SO	LOB
U L Washington, S (1, 4) OBP: 0.348, SLG: 0.434	0-0 FC6-4 2B	4-0 BB		0-0 P6		0-0 5-3		0-0 3-1		4	1	1	0	1	0	1
Vance Law, R (1, 3) OBP: 0.360, SLG: 0.394	0-0 FC6-4 2-3 1B	0-3 K		0-0 L4 1B		0-0 5-3			0-0 1B	4	0	2	0	0	1	1
Terry Francona, L (8, 3) OBP: 0.314, SLG: 0.349										1	0	1	0	0	0	0
Andre Dawson, R (1, 9) OBP: 0.307, SLG: 0.410	0-3 K		0-0 F7	0-0 1-2 1B		0-0 5-3			0-3 K	5	0	1	0	0	2	3
Hubie Brooks, R (1, 6) OBP: 0.296, SLG: 0.380	0-0 FC6-4 1-2f 3-H		0-0 HR	0-0 L4 2-3			0-0 F8		0-0 P4	5	1	1	2	0	0	4
Tim Wallach, R (1, 5) OBP: 0.320, SLG: 0.440	0-3 K		0-0 2B 2B		0-0 1B SF7 1B		0-3 K		0-0 F9	5	2	2	0	0	2	2
Jim Wohlford, R (1, 7) OBP: 0.271, SLG: 0.260		0-0 BB 1B 1B	0-0 2-H 2B		0-0 S 1-3 1B		0-0 4-3			2	1	2	1	0	0	0
Herm Winningham, L (5, PH) OBP: 0.335, SLG: 0.381 (5, 8)										2	0	1	0	0	0	0
Mitch Webster, S (1, 8) OBP: 0.268, SLG: 0.444 (5, 7)		4-0 1B 6-3 1-2 BB	0-0 P6		4-0 B2-6-4 1-2 BB			4-0 CS BB		1	1	0	0	3	0	1
Mike Fitzgerald, R (1, 2) OBP: 0.295, SLG: 0.277		0-0 1-3 2-H 1B	4-0 BB		0-0 SF7 3-H			0-0 F3 1-2		2	0	1	2	1	0	1
Bryn Smith, R (1, 1) OBP: 0.218, SLG: 0.222		0-0 6-3 3-H	0-0 1-3		0-0 B2-6-4 1-2f			0-0 2B		3	0	0	1	0	0	4
Bert Roberge, R (5, 1)										0	0	0	0	0	0	0
Scot Thompson, L (8, PH) OBP: 0.228, SLG: 0.268										1	0	1	0	0	0	0
Tim Burke, R (8, 1) OBP: 0.200, SLG: 0.200										0	0	0	0	0	0	0
Jeff Reardon, R (9, 1) OBP: 0.200, SLG: 0.200										0	0	0	0	0	0	0
Inning Stats	R: 1 E: 0 K: 2 S: 9 H: 2 LOB: 1 BB: 0 P: 9	R: 2 E: 0 K: 1 S: 6 H: 2 LOB: 1 BB: 2 P: 14	R: 2 E: 0 K: 0 S: 6 H: 3 LOB: 2 BB: 1 P: 10	R: 0 E: 0 K: 0 S: 4 H: 2 LOB: 1 BB: 0 P: 4	R: 1 E: 0 K: 0 S: 4 H: 2 LOB: 1 BB: 1 P: 8	R: 0 E: 0 K: 0 S: 3 H: 0 LOB: 0 BB: 0 P: 3	R: 0 E: 0 K: 1 S: 5 H: 0 LOB: 0 BB: 0 P: 5	R: 0 E: 0 K: 0 S: 3 H: 1 LOB: 1 BB: 1 P: 7	R: 0 E: 0 K: 1 S: 6 H: 1 LOB: 1 BB: 0 P: 6	1B: 8 2B: 5 3B: 0 HR: 1	SF: 1 SAC: 0 DP: 2 HBP: 0						

PITCHER	IP	WLS	BF	H	R	ER	SO	BB	IBB	HBP	BLK	WP	HR	S	P	ERA	WHIP
Larry McWilliams, L (1, 1) ERA: 4.66	2.1	L	15	7	5	5	3	2	0	0	0	0	1	19	27	19.29	3.857
Jim Winn, R (3, 1) ERA: 4.15	2.2		12	4	1	1	0	2	0	0	0	0	0	10	18	3.38	2.250
Pat Clements, L (6, 1) ERA: 3.23	2.0		6	0	0	0	1	0	0	0	0	0	0	8	8	0.00	0.000
Cecilio Guante, R (8, 1) ERA: 2.17	2.0		8	2	0	0	1	1	0	0	0	0	0	9	13	0.00	1.500

PITCHER	IP	WLS	BF	H	R	ER	SO	BB	IBB	HBP	BLK	WP	HR	S	P	ERA	WHIP

Montreal Expos @ Pittsburgh Pirates

Three Rivers Stadium, Pittsburgh, PA

Sat Aug 03 1985, 7:05 PM EDT

Att. 10,593 - Unknown

TOP

livebaseballscorecards.com

AB	35
R	6
H	13
RBI	6
BB	5
SO	5
LOB	17

PA: 41

WP: 0 PB: 0 SB: 1 CS: 1

BOTTOM

Batter	1	2	3	4	5	6	7	8	9	AB	R	H	RBI	BB	SO	LOB
Joe Orsulak, L (1, 7) OBP: 0.332, SLG: 0.346	0-0 1B BLK 1B 1B		0-0 ① 4-3 2-3		0-0 1B 3B		0-0 ① F4		0-0 ③ P6	5	2	2	0	0	0	2
Johnny Ray, S (1, 4) OBP: 0.290, SLG: 0.369	0-0 G4-6-3 1B 1-3 1B		0-0 ② 4-3 3-H		0-0 FC 1B HBP FC1-4-6		0-0 ② 4-3			4	1	1	1	0	0	1
Bill Madlock, R (1, 5) OBP: 0.313, SLG: 0.369 Pat Clements, R (6, 1) Steve Kemp, L (7, PH) OBP: 0.308, SLG: 0.330 Cecilio Guante, R (8, 1) OBP: 0.100, SLG: 0.100	0-0 G4-6-3 1-2 3-H 1B		0-0 ③ L5		H 1-0 FC1-4-6 1B 1-2 HBP		S S S 0-3 ③ K			2 0 1 0	0 0 0 0	1 0 0 0	1 0 0 0	0 0 1 0	0 0 0 0	0 0 0 0
Jason Thompson, L (1, 3) OBP: 0.369, SLG: 0.408 Bill Almon, R (8, PR) OBP: 0.350, SLG: 0.419 (9, 3)	0-0 ①② G4-6-3 1-2f 2-3			0-0 1B 2B	0-0 FC1-4-6 1-2 2-3 3-H 1B			B B B B 4-0 FC3-6 BB		3 0	1 0	2 0	1 0	1 0	0 0	2 0
Mike Brown, R (1, 9) OBP: 0.297, SLG: 0.408	0-0 ③ L6			S S S 0-3 ① K	0-0 ② FC1-4-6 1-2f 2-3 3-H			0-0 ① FC3-6 G3-6-3 1-2f		4	0	0	1	0	1	5
Tony Peña, R (1, 2) OBP: 0.292, SLG: 0.361		S S S 0-3 ① K		0-0 FC4-6 2-H 1B	0-0 ③ F9			0-0 ②③ G3-6-3 1-2f		4	0	1	1	0	1	3
Marvell Wynne, L (1, 8) OBP: 0.263, SLG: 0.277		0-0 ② F8		0-0 ② FC4-6 1-2f		0-0 ① F2			0-0 F8 SH1-4 1B	4	0	1	0	0	0	1
Sam Khalifa, R (1, 6) OBP: 0.304, SLG: 0.328		0-0 ③ 6-3		S S S 0-3 ③ K		0-0 L5-3 1B			0-0 ① SH1-4 1-2	3	0	1	0	0	1	1
Larry McWilliams, L (1, 1) OBP: 0.143, SLG: 0.147 Jim Winn, R (3, 1) OBP: 0.143, SLG: 0.154 Doug Frobel, L (5, PH) OBP: 0.323, SLG: 0.250 Jim Morrison, R (6, 5) OBP: 0.270, SLG: 0.290			0-0 4-3 4-3 2B		0-0 ① F7	0-0 ②③ L5-3 1-2			0-0 ② F8 2-3	0 1 1 2	0 1 0 0	0 1 0 0	0 0 0 0	0 0 0 0	0 0 0 0	0 0 0 2
Inning Stats	R: 1 E: 0 K: 0 S: 5 H: 3 LOB: 1 BB: 0 P: 5	R: 0 E: 0 K: 1 S: 5 H: 0 LOB: 0 BB: 0 P: 5	R: 1 E: 0 K: 0 S: 4 H: 1 LOB: 0 BB: 0 P: 4	R: 1 E: 0 K: 2 S: 9 H: 2 LOB: 1 BB: 0 P: 9	R: 2 E: 0 K: 0 S: 6 H: 2 LOB: 2 BB: 0 P: 7	R: 0 E: 0 K: 0 S: 3 H: 1 LOB: 0 BB: 0 P: 3	R: 0 E: 0 K: 1 S: 5 H: 0 LOB: 0 BB: 0 P: 5	R: 0 E: 0 K: 0 S: 2 H: 0 LOB: 1 BB: 1 P: 6	R: 0 E: 0 K: 0 S: 4 H: 1 LOB: 1 BB: 0 P: 4	1B: 7 2B: 3 3B: 1 HR: 0	SF: 0 SAC: 1 DP: 3 HBP: 1						

PITCHER	IP	WLS	BF	H	R	ER	SO	BB	IBB	HBP	BLK	WP	HR	S	P	ERA	WHIP
Bryn Smith, R (1, 1) ERA: 2.89	4.1		22	8	5	5	3	0	0	1	1	0	0	27	28	10.38	1.846
Bert Roberge, R (5, 1) ERA: 1.96	2.2	W	8	1	0	0	1	0	0	0	0	0	0	10	10	0.00	0.375
Tim Burke, R (8, 1) ERA: 1.57	1.1		5	1	0	0	0	1	0	0	0	0	0	4	8	0.00	1.500
Jeff Reardon, R (9, 1) ERA: 2.34	0.2	S	2	0	0	0	0	0	0	0	0	0	0	2	2	0.00	0.000

PITCHER	IP	WLS	BF	H	R	ER	SO	BB	IBB	HBP	BLK	WP	HR	S	P	ERA	WHIP

Montreal Expos @ Pittsburgh Pirates

Three Rivers Stadium, Pittsburgh, PA

Sat Aug 03 1985, 7:05 PM EDT

Att. 10,593 - Unknown

livebaseballscorecards.com

AB	34
R	5
H	10
RBI	5
BB	1
SO	4
LOB	17

WP: 0 PB: 0 SB: 0 CS: 0 PA: 37

Montreal Expos @ Pittsburgh Pirates

Three Rivers Stadium, Pittsburgh, PA

Sun Aug 04 1985, 3:33 AM EDT

Att. 10,981 - Unknown

TOP

livebaseballscorecards.com

Batter	1	2	3	4	5	6	7	8	9	AB	R	H	RBI	BB	SO	LOB
Tim Raines, S (1, 7) OBP: 0.364, SLG: 0.404	FC6-4 BB 1B		K	G6-3 1-2f			1-3	L4		5	0	1	0	0	1	3
Vance Law, R (1, 4) (7, 3) OBP: 0.361, SLG: 0.393	1-2 FC6-4 BB		1B HBP 1B	F9			F2		5-3	4	1	1	0	1	0	0
Andre Dawson, R (1, 9) OBP: 0.305, SLG: 0.407	FC6-4 1-2f 2-3		F8		6-3		1B		K	5	0	1	0	0	1	3
Hubie Brooks, R (1, 6) OBP: 0.299, SLG: 0.390	K		HBP 1-3 1B		HR		FC5-4 1-3 1B		5-3	5	1	3	1	0	1	2
Terry Francona, L (1, 3) OBP: 0.314, SLG: 0.344	K2-3		HBP BB		F8		FC5-4 1-2f			2	0	0	0	1	1	2
U L Washington, S (7, PH) (7, 4) OBP: 0.346, SLG: 0.431										1	0	0	0	0	0	2
Tim Wallach, R (1, 5) OBP: 0.319, SLG: 0.436		F8	1-2 2-3 3-H HBP		K			5-3		3	0	0	1	0	1	0
Herm Winningham, L (1, 8) OBP: 0.330, SLG: 0.376		F7	4-3			G3		1-3		3	0	0	0	0	0	3
Mitch Webster, S (8, PH) (8, 8) OBP: 0.265, SLG: 0.440										1	0	0	0	0	0	0
Mike Fitzgerald, R (1, 2) OBP: 0.302, SLG: 0.289		1B		1B 2B		F7		BB 1B		4	1	3	0	0	0	0
Bill Gullickson, R (1, 1) OBP: 0.154, SLG: 0.179		4-3		G6-3 2-H 1B		6-3		1-2 BB		2	0	1	1	0	0	1
Steve Nicosia, R (6, PH) OBP: 0.254, SLG: 0.224										1	0	0	0	0	0	0
Gary Lucas, L (6, 1)										0	0	0	0	0	0	0
Tim Burke, R (7, 1) OBP: 0.200, SLG: 0.200										0	0	0	0	0	0	0
Jim Wohlford, R (8, PH) OBP: 0.278, SLG: 0.260										0	0	0	0	1	0	0
Bill Laskey, R (8, 1) OBP: 0.235, SLG: 0.133										0	0	0	0	0	0	0
Inning Stats	R: 0 E: 0 K: 2 S: 8 / H: 1 LOB: 2 BB: 1 P: 12	R: 0 E: 0 K: 0 S: 4 / H: 1 LOB: 1 BB: 0 P: 4	R: 1 E: 0 K: 1 S: 7 / H: 2 LOB: 3 BB: 1 P: 12	R: 1 E: 0 K: 0 S: 4 / H: 2 LOB: 0 BB: 0 P: 4	R: 1 E: 0 K: 1 S: 6 / H: 1 LOB: 0 BB: 0 P: 6	R: 0 E: 0 K: 0 S: 3 / H: 0 LOB: 0 BB: 0 P: 3	R: 0 E: 0 K: 0 S: 5 / H: 2 LOB: 2 BB: 0 P: 5	R: 0 E: 0 K: 0 S: 4 / H: 1 LOB: 2 BB: 1 P: 8	R: 0 E: 0 K: 1 S: 5 / H: 0 LOB: 0 BB: 0 P: 5							

AB	36
R	3
H	10
RBI	3
BB	3
SO	5
LOB	16

1B: 8	2B: 1	3B: 0	HR: 1	SF: 0	SAC: 0	DP: 1	HBP: 1	WP: 0	PB: 0	SB: 0	CS: 0	PA: 40
---	---	---	---	---	---	---	---	---	---	---	---	---

PITCHER		IP	WLS	BF	H	R	ER	SO	BB	IBB	HBP	BLK	WP	HR	S	P	ERA	WHIP
Rick Rhoden, R ERA: 4.31	(1, 1)	5.0	W	24	7	3	3	4	2	0	1	0	0	1	29	38	5.40	1.800
Pat Clements, L ERA: 3.11	(6, 1)	2.2		12	3	0	0	0	1	0	0	0	0	0	11	15	0.00	1.500
Cecilio Guante, R ERA: 2.14	(8, 1)	1.1	S	4	0	0	0	1	0	0	0	0	0	0	6	6	0.00	0.000

PITCHER	IP	WLS	BF	H	R	ER	SO	BB	IBB	HBP	BLK	WP	HR	S	P	ERA	WHIP

BOTTOM

Montreal Expos @ Pittsburgh Pirates

Three Rivers Stadium, Pittsburgh, PA

Sun Aug 04 1985, 3:33 AM EDT

Att. 10,981 - Unknown

Batter	1	2	3	4	5	6	7	8	9	AB	R	H	RBI	BB	SO	LOB
Joe Orsulak, L (1, 7) OBP: 0.340, SLG: 0.359	SH5-3 BB 3-1 1B	1B		1-3 2B		4-3				4	1	3	0	0	0	1
Marvell Wynne, L (1, 8) OBP: 0.263, SLG: 0.274	3-1 SH5-3 1-2 1B BB	1-3		F7			K			3	1	0	0	1	1	3
Bill Madlock, R (1, 5) OBP: 0.316, SLG: 0.369 Johnny Ray, S (9, 4) OBP: 0.290, SLG: 0.369	SH5-3 1-2 2-3		F8 BB SF7-3 1B		F5		WP PB BB			2 0	1 0	1 0	0 0	1 0	0 0	0 0
Jason Thompson, L (1, 3) OBP: 0.371, SLG: 0.405	3-1 2-3 3-H		SF7-3 1-2 BB		F8		1-3 BB			2	0	0	1	2	0	1
Mike Brown, R (1, 9) OBP: 0.302, SLG: 0.410	1B 3-H		F8 2-3		1B		F9			4	0	2	1	0	0	4
Tony Peña, R (1, 2) OBP: 0.289, SLG: 0.358	K		SF7-3 1-2 3-H		F9		K			3	0	0	1	0	2	4
Jim Morrison, R (1, 4) OBP: 0.269, SLG: 0.308 (9, 5)		HR		1-3		5-3		F9		4	1	1	1	0	0	0
Sam Khalifa, R (1, 6) OBP: 0.302, SLG: 0.326		F9		FC6-5 S 1B		E6		F9		4	0	1	0	0	0	0
Rick Rhoden, R (1, 1) OBP: 0.191, SLG: 0.217 Pat Clements, R (6, 1) Cecilio Guante, R (8, 1) OBP: 0.091, SLG: 0.091		4-3		FC6-5 2B 1-3		K		K		2 1 1	0 0 0	0 0 0	0 0 0	0 1 1	0 1 0	1 1 0
Inning Stats	R: 2 H: 2 E: 0 LOB: 1 K: 1 BB: 1 S: 7 P: 11	R: 1 H: 2 E: 0 LOB: 1 K: 0 BB: 0 S: 5 P: 5	R: 1 H: 1 E: 0 LOB: 0 K: 0 BB: 1 S: 3 P: 7	R: 0 H: 2 E: 0 LOB: 2 K: 0 BB: 0 S: 5 P: 5	R: 0 H: 1 E: 0 LOB: 1 K: 0 BB: 0 S: 4 P: 4	R: 0 H: 0 E: 1 LOB: 1 K: 1 BB: 0 S: 6 P: 6	R: 0 H: 0 E: 0 LOB: 2 K: 2 BB: 2 S: 7 P: 15	R: 0 H: 0 E: 0 LOB: 0 K: 1 BB: 0 S: 5 P: 5		1B: 6 SF: 1 2B: 2 SAC: 1 3B: 0 DP: 1 HR: 1 HBP: 0						

PITCHER		IP	WLS	BF	H	R	ER	SO	BB	IBB	HBP	BLK	WP	HR	S	P	ERA	WHIP
Bill Gullickson, R ERA: 3.26	(1, 1)	5.0	L	24	8	4	4	1	2	0	0	0	0	1	24	32	7.20	2.000
Gary Lucas, L ERA: 2.82	(6, 1)	1.1		7	0	0	0	2	2	0	0	0	1	0	9	17	0.00	1.500
Tim Burke, R ERA: 1.55	(7, 1)	0.2		2	0	0	0	1	0	0	0	0	0	0	4	4	0.00	0.000
Bill Laskey, R ERA: 3.52	(8, 1)	1.0		3	0	0	0	1	0	0	0	0	0	0	5	5	0.00	0.000

PITCHER	IP	WLS	BF	H	R	ER	SO	BB	IBB	HBP	BLK	WP	HR	S	P	ERA	WHIP

livebaseballscorecards.com

AB	30
R	4
H	8
RBI	4
BB	4
SO	5
LOB	15

WP: 1 PA: 36
PB: 1
SB: 1
CS: 0

Batter	1	2	3	4	5	6	7	8	9	AB	R	H	RBI	BB	SO	LOB
Tim Raines, S (1, 7) OBP: 0.363, SLG: 0.402	4-3		6-3			4-3			S 2B 1B	4	1	1	0	0	0	0
Vance Law, R (1, 4) OBP: 0.362, SLG: 0.398	HR 3B		K			5-3			2B 1B BB	3	2	1	0	1	1	0
Mitch Webster, S (9, 9) OBP: 0.265, SLG: 0.440										0	0	0	0	0	0	0
Andre Dawson, R (1, 9) OBP: 0.307, SLG: 0.420	HR			P4			F2		1B 2B	4	2	2	3	0	0	0
Jeff Reardon, R (9, 1) OBP: 0.200, SLG: 0.200										0	0	0	0	0	0	0
Hubie Brooks, R (1, 6) OBP: 0.301, SLG: 0.391	6-3			CS 1B			6-3		4-3 1B	4	0	2	2	0	0	0
Terry Francona, L (1, 3) OBP: 0.306, SLG: 0.333	3-1			G3			F8		4-3	4	0	0	0	0	0	2
Tim Wallach, R (1, 5) OBP: 0.316, SLG: 0.432		4-3			F9			K	F2	4	0	0	0	0	1	1
Herm Winningham, L (1, 8) OBP: 0.326, SLG: 0.370		1-3			G3			F9		3	0	0	0	0	0	0
Steve Nicosia, R (1, 2) OBP: 0.246, SLG: 0.217		6-3			K			2-3		2	0	0	0	0	1	0
Razor Shines, S (8, PH) OBP: 0.179, SLG: 0.148										1	0	0	0	0	0	0
Mike Fitzgerald, R (8, 2) OBP: 0.302, SLG: 0.289										0	0	0	0	0	0	0
Dan Schatzeder, L (1, 1) OBP: 0.227, SLG: 0.381			F7			K2-3			1-3	1	0	0	0	0	0	0
Bert Roberge, R (4, 1)										0	0	0	0	0	0	0
Scot Thompson, L (6, PH) OBP: 0.226, SLG: 0.265										1	0	0	0	0	1	0
Tim Burke, R (6, 1) OBP: 0.200, SLG: 0.200										0	0	0	0	0	0	0
U L Washington, S (9, PH) OBP: 0.344, SLG: 0.428										1	0	0	0	0	0	0
(9, 4)																
Inning Stats	R: 2 E: 0 K: 0 S: 5 H: 2 LOB: 0 BB: 0 P: 5	R: 0 E: 0 K: 0 S: 3 H: 0 LOB: 0 BB: 0 P: 3	R: 0 E: 0 K: 1 S: 5 H: 0 LOB: 0 BB: 0 P: 5	R: 0 E: 0 K: 0 S: 3 H: 1 LOB: 0 BB: 0 P: 3	R: 0 E: 0 K: 1 S: 5 H: 0 LOB: 0 BB: 0 P: 5	R: 0 E: 0 K: 1 S: 5 H: 0 LOB: 0 BB: 0 P: 5	R: 0 E: 0 K: 0 S: 3 H: 0 LOB: 0 BB: 0 P: 3	R: 0 E: 0 K: 1 S: 5 H: 0 LOB: 0 BB: 0 P: 5	R: 3 E: 0 K: 0 S: 6 H: 3 LOB: 1 BB: 1 P: 10	1B: 3 2B: 1 3B: 1 HR: 1 SF: 0 SAC: 0 DP: 0 HBP: 0						

PITCHER		IP	WLS	BF	H	R	ER	SO	BB	IBB	HBP	BLK	WP	HR	S	P	ERA	WHIP
Lee Tunnell, R ERA: 4.02	(1, 1)	8.0		26	3	2	2	4	0	0	0	0	0	1	34	34	2.25	0.375
Jim Winn, R ERA: 4.47	(9, 1)	0.1	L	3	1	2	2	0	1	0	0	0	0	0	2	6	54.00	6.000
Rick Reuschel, R ERA: 2.76	(9, 1)	0.2		4	2	1	1	0	0	0	0	0	0	0	4	4	13.50	3.000

PITCHER	IP	WLS	BF	H	R	ER	SO	BB	IBB	HBP	BLK	WP	HR	S	P	ERA	WHIP

TOP

Montreal Expos @ Pittsburgh Pirates

Three Rivers Stadium, Pittsburgh, PA

Mon Aug 05 1985, 7:05 PM EDT

Att. 7,838 - Unknown

livebaseballscorecards.com

AB	32
R	5
H	6
RBI	5
BB	1
SO	4
LOB	3

WP: 0	PA: 33
PB: 0	
SB: 1	
CS: 1	

BOTTOM

Montreal Expos @ Pittsburgh Pirates

Three Rivers Stadium, Pittsburgh, PA

Mon Aug 05 1985, 7:05 PM EDT

Att. 7,838 - Unknown

Batter	1	2	3	4	5	6	7	8	9	AB	R	H	RBI	BB	SO	LOB
Bill Almon, R (1, 7) OBP: 0.357, SLG: 0.444 Lee Mazzilli, S (9, PH) OBP: 0.408, SLG: 0.354	HR		2B	K			BB		L5	3 1	1 0	2 0	1 0	1 0	1 0	3 0
Jim Morrison, R (1, 4) OBP: 0.271, SLG: 0.315	2B		5-3		K		SH1-4 1-2			3	0	1	0	0	1	1
Bill Madlock, R (1, 5) OBP: 0.313, SLG: 0.365	P6		K		F7		5-3			4	0	0	0	0	1	3
Mike Brown, R (1, 9) OBP: 0.306, SLG: 0.418	5-3			S E 1B	2B		5-3			4	1	2	0	0	0	2
Jason Thompson, L (1, 3) OBP: 0.372, SLG: 0.402	F9			E 1-2 BB	IBB			K		2	0	0	0	2	1	1
Tony Peña, R (1, 2) OBP: 0.289, SLG: 0.357		G4-6-3 1B		K	1-3			F9		4	0	1	0	0	1	4
Sam Khalifa, R (1, 6) OBP: 0.294, SLG: 0.316		K		E5 1-3 2-H		6-3		4-3		4	0	0	0	0	1	2
Marvell Wynne, L (1, 8) OBP: 0.263, SLG: 0.271		G4-6-3 1-2f		IBB		6-3			F8	3	0	0	0	1	0	1
Lee Tunnell, R (1, 1) OBP: 0.077, SLG: 0.077 Jim Winn, R (9, 1) OBP: 0.143, SLG: 0.154 Rick Reuschel, R (9, 1) OBP: 0.212, SLG: 0.219 Steve Kemp, L (9, PH) OBP: 0.307, SLG: 0.328			4-3	K		1-3			K	3 0 0 1	0 0 0 0	0 0 0 0	0 0 0 0	0 0 0 0	1 0 0 1	3 0 0 0
Inning Stats	R: 1 E: 0 K: 0 S: 5 H: 2 LOB: 1 BB: 0 P: 5	R: 0 E: 0 K: 1 S: 5 H: 1 LOB: 0 BB: 0 P: 5	R: 0 E: 0 K: 1 S: 6 H: 1 LOB: 1 BB: 0 P: 6	R: 1 E: 1 K: 3 S: 11 H: 1 LOB: 3 BB: 2 P: 19	R: 0 E: 0 K: 1 S: 6 H: 1 LOB: 2 BB: 1 P: 10	R: 0 E: 0 K: 0 S: 3 H: 0 LOB: 0 BB: 0 P: 3	R: 0 E: 0 K: 0 S: 3 H: 0 LOB: 1 BB: 1 P: 7	R: 0 E: 0 K: 1 S: 5 H: 0 LOB: 0 BB: 0 P: 5	R: 0 E: 0 K: 1 S: 5 H: 0 LOB: 0 BB: 0 P: 5	1B: 2 2B: 3 3B: 0 HR: 1	SF: 0 SAC: 1 DP: 1 HBP: 0			WP: 0 PB: 0 SB: 1 CS: 0	PA: 37		

livebaseballscorecards.com

	AB	32
	R	2
	H	6
	RBI	1
	BB	4
	SO	8
	LOB	20

PITCHER		IP	WLS	BF	H	R	ER	SO	BB	IBB	HBP	BLK	WP	HR	S	P	ERA	WHIP
Dan Schatzeder, L ERA: 3.79	(1, 1)	3.0		14	5	2	1	2	1	0	0	0	0	1	17	21	3.00	2.000
Bert Roberge, R ERA: 1.86	(4, 1)	2.0		10	1	0	0	4	0	2	0	0	0	0	16	24	0.00	0.500
Tim Burke, R ERA: 1.49	(6, 1)	3.0	W	10	0	0	0	1	1	0	0	0	0	0	11	15	0.00	0.333
Jeff Reardon, R ERA: 2.3	(9, 1)	1.0	S	3	0	0	0	1	0	0	0	0	0	0	5	5	0.00	0.000

PITCHER	IP	WLS	BF	H	R	ER	SO	BB	IBB	HBP	BLK	WP	HR	S	P	ERA	WHIP

New York Mets @ Montreal Expos

Olympic Stadium, Montreal, QB

Thu Aug 08 1985, 7:05 PM EDT

Att. 24,919 - Unknown

TOP

livebaseballscorecards.com

Batter	1	2	3	4	5	6	7	8	9	AB	R	H	RBI	BB	SO	LOB
Wally Backman, S (1, 4) OBP: 0.337, SLG: 0.365	1-3	FC6-5 2B 2-3 3-H	1-H 2-H 3B		1B HBP E 1B	6-3			G3	6	2	2	3	0	0	1
Tom Paciorek, R (1, 9) OBP: 0.294, SLG: 0.267 Lenny Dykstra, L (7, 8) OBP: 0.310, SLG: 0.305	B B B B S 1B BB	1-3 2B 2B	F9		H E 1-2 1B HBP		S S S K		3-1	3 1	3 0	1 0	0 0	1 0	1 0	1 0
Keith Hernandez, L (1, 3) OBP: 0.391, SLG: 0.441	1-H 1B 1B	2-H 3-H HR 2B		5-3 HR BLK 1B	E5 1-3 2-H 1B 1B		G5-4-3 1B		F7	6	3	5	3	0	0	0
Gary Carter, R (1, 2) OBP: 0.353, SLG: 0.420	F7	2-H HR		5-3 1-3	1B 1-2 3-H 1B		G5-4-3 1-2f			5	1	2	3	0	0	3
Darryl Strawberry, L (1, 8) (7, 9) OBP: 0.372, SLG: 0.557	1-2 1B	S S S K		L4	F7			HR		5	1	2	1	0	1	3
George Foster, R (1, 7) OBP: 0.326, SLG: 0.481	F9	5-3		3-H HR	1-3 2-H 1B			G6-4-3 1B		5	1	3	3	0	0	2
Ray Knight, R (1, 5) OBP: 0.255, SLG: 0.345 Howard Johnson, S (8, 5) OBP: 0.288, SLG: 0.349	2B FC6-5 1B	BLK 1B 3B 1B	B B B BB	G3				G6-4-3 1-2f		4 0	2 0	2 0	0 0	1 0	0 0	3 0
Rafael Santana, R (1, 6) OBP: 0.285, SLG: 0.297	F9	BLK 1-2 3B 1B	L4			5-3		1B		5	1	2	0	0	0	2
Rick Aguilera, R (1, 1) OBP: 0.368, SLG: 0.444 Clint Hurdle, L (6, PH) OBP: 0.348, SLG: 0.421 Terry Leach, R (6, 1) OBP: 0.400, SLG: 0.600	S S S FC6-5 1-3 2B	K			1-3	S S S K		S S S K		3 1 1	0 0 0	1 0 0	0 0 0	0 0 0	1 1 1	2 0 1
Inning Stats	R: 1 E: 0 K: 0 S: 5 H: 2 LOB: 2 BB: 1 P: 9	R: 5 E: 0 K: 1 S: 10 H: 5 LOB: 0 BB: 0 P: 10	R: 2 E: 0 K: 1 S: 8 H: 3 LOB: 1 BB: 0 P: 8	R: 2 E: 0 K: 0 S: 5 H: 2 LOB: 1 BB: 1 P: 9	R: 3 E: 1 K: 0 S: 7 H: 4 LOB: 2 BB: 0 P: 8	R: 0 E: 0 K: 1 S: 5 H: 0 LOB: 0 BB: 0 P: 5	R: 0 E: 0 K: 1 S: 5 H: 1 LOB: 0 BB: 0 P: 5	R: 1 E: 0 K: 1 S: 7 H: 3 LOB: 1 BB: 0 P: 7	R: 0 E: 0 K: 0 S: 3 H: 0 LOB: 0 BB: 0 P: 3	1B: 13 2B: 3 3B: 1 HR: 3 SF: 0 SAC: 0 DP: 2 HBP: 1						

	AB	45
	R	14
	H	20
	RBI	13
	BB	2
	SO	5
	LOB	18

	WP: 0	PA: 48
	PB: 0	
	SB: 1	
	CS: 0	

PITCHER		IP	WLS	BF	H	R	ER	SO	BB	IBB	HBP	BLK	WP	HR	S	P	ERA	WHIP
Joe Hesketh, L ERA: 2.5	(1, 1)	2.0	L	14	7	6	6	1	1	0	0	0	0	1	15	19	27.00	4.000
Bert Roberge, R ERA: 2.66	(3, 1)	2.0		12	5	4	4	1	1	0	0	2	0	1	13	17	18.00	3.000
David Palmer, R ERA: 3.79	(5, 1)	2.0		11	4	3	1	1	0	0	1	0	0	0	12	13	4.50	2.000
Gary Lucas, L ERA: 2.9	(7, 1)	2.0		8	4	1	1	2	0	0	0	0	0	1	12	12	4.50	2.000
Tim Burke, R ERA: 1.47	(9, 1)	1.0		3	0	0	0	0	0	0	0	0	0	0	3	3	0.00	0.000

PITCHER	IP	WLS	BF	H	R	ER	SO	BB	IBB	HBP	BLK	WP	HR	S	P	ERA	WHIP

New York Mets @ Montreal Expos

Olympic Stadium, Montreal, QB

Thu Aug 08 1985, 7:05 PM EDT

Att. 24,919 - Unknown

livebaseballscorecards.com

BOTTOM

Batter	1	2	3	4	5	6	7	8	9	AB	R	H	RBI	BB	SO	LOB
Tim Raines, S (1, 7) OBP: 0.364, SLG: 0.403	BBBB 4-0 2B BB		x 0-0 3-1 ①		x 0-0 3-1 ①		x 0-0 2B		x 0-0 F6 ①	4	1	1	0	1	0	0
Vance Law, R (1, 4) OBP: 0.363, SLG: 0.401	x 0-0 2B 1-H 2B		x 0-0 F4 ②		x 0-0 BB 1B 1B		SSS 0-3 K ①		x 0-0 1-3 ②	5	2	2	1	0	1	1
Andre Dawson, R (1, 9) OBP: 0.306, SLG: 0.415	x 0-0 5-3 ①		x 0-0 F9 ③		BBBB 4-0 1B 1-2 BB		SSS 0-3 K ②		x 0-0 1-3 ③	4	0	0	0	1	1	2
Hubie Brooks, R (1, 6) OBP: 0.303, SLG: 0.395	x 0-0 1B SF7 2-H 2B			x 0-0 1B 2B 1B	x 0-0 F7 ②		x 0-0 6-3 ③			4	2	2	1	0	0	3
Terry Francona, L (1, 3) OBP: 0.324, SLG: 0.360	x 0-0 CS 2-3 1B			x 0-0 2B 1-2 4-3 1B	x 0-0 1-3 2-H 1B			x 0-0 1B 2B		4	1	4	1	0	0	0
Tim Wallach, R (1, 5) OBP: 0.318, SLG: 0.436	x 0-0 SF7 ② 3-H			x 0-0 4-3 1-3 2-H SF8 2B	x 0-0 5-3 ③			x 0-0 2-3 1B		3	1	2	2	0	0	2
Herm Winningham, L (1, 8) OBP: 0.325, SLG: 0.368	0-0 CS ③ 1-2	x 0-0 G4-6-3 1B		x 0-0 4-3 ① 2-3 3-H		x 0-0 F2 ①		x 0-0 F7 ①		4	0	1	1	0	0	3
Mike Fitzgerald, R (1, 2) OBP: 0.298, SLG: 0.285		x 0-0 F6 ①		x 0-0 SF8 ② 3-H		x 0-0 5-3 ②		SSS 0-3 K ②		3	0	0	1	0	1	3
Joe Hesketh, R (1, 1) ERA: 0.00, SLG: 0.000 Razor Shines, S (2, PH) OBP: 0.250, SLG: 0.143 Bert Roberge, R (3, 1) Mitch Webster, S (4, PH) OBP: 0.263, SLG: 0.435 David Palmer, R (5, 1) ERA: 0.00, SLG: 0.000 Steve Nicosia, R (6, PH) OBP: 0.000, SLG: 0.013 Gary Lucas, L (7, 1) Scot Thompson, L (8, PH) OBP: 0.250, SLG: 0.250 Tim Burke, R (9, 1) OBP: 0.000, SLG: 0.000		x 0-0 G4-6-3 ② ③ 1-2f		x 0-0 F9 ③		x 0-0 4-3 ③		x 0-0 G3 ③		0 0 0 0 0 0 0 1 0 0 0 0 0 1 0 0 0 0 0 0 0 1 0 0 0 0 0 0 0 0 0 0 0 0 0 1 0 0 0 0 0 0 0 0 0 0 0 0 0 1 0 0 0 0 0 2 0 0 0 0 0 0 0						
Inning Stats	R: 3 H: 3 E: 0 LOB: 0 K: 0 BB: 1 S: 5 P: 9	R: 0 H: 1 E: 0 LOB: 0 K: 0 BB: 0 S: 3 P: 3	R: 0 H: 0 E: 0 LOB: 0 K: 0 BB: 0 S: 3 P: 3	R: 3 H: 3 E: 0 LOB: 0 K: 0 BB: 0 S: 6 P: 6	R: 1 H: 2 E: 0 LOB: 2 K: 0 BB: 1 S: 5 P: 9	R: 0 H: 0 E: 0 LOB: 0 K: 2 BB: 0 S: 3 P: 3	R: 0 H: 1 E: 0 LOB: 1 K: 2 BB: 0 S: 8 P: 8	R: 0 H: 2 E: 0 LOB: 2 K: 1 BB: 0 S: 7 P: 7	R: 0 H: 0 E: 0 LOB: 0 K: 0 BB: 0 S: 3 P: 3	1B: 7 SF: 2 2B: 5 SAC: 0 3B: 0 DP: 1 HR: 0 HBP: 0						

	AB	35
	R	7
	H	12
	RBI	7
	BB	2
	SO	3
	LOB	17

WP: 0 PB: 0 SB: 0 CS: 1 PA: 40

PITCHER		IP	WLS	BF	H	R	ER	SO	BB	IBB	HBP	BLK	WP	HR	S	P	ERA	WHIP
Rick Aguilera, R ERA: 2.76	(1, 1)	5.0	W	24	9	7	7	0	2	0	0	0	0	0	22	30	12.60	2.200
Terry Leach, R ERA: 1.82	(6, 1)	4.0	S	15	3	0	0	3	0	0	0	0	0	0	21	21	0.00	0.750

PITCHER	IP	WLS	BF	H	R	ER	SO	BB	IBB	HBP	BLK	WP	HR	S	P	ERA	WHIP

Batter	1	2	3	4	5	6	7	8	9	AB	R	H	RBI	BB	SO	LOB
Joe Orsulak, L (1, 7) OBP: 0.332, SLG: 0.351	6-3 4-3 1B		F4			4-3		E3 1B 2-3		4	0	1	0	0	0	1
Johnny Ray, S (1, 4) OBP: 0.292, SLG: 0.365	4-3 1-2		F7			4-3		1-3 3-H 1B		4	0	1	1	0	0	1
Bill Madlock, R (1, 5) OBP: 0.315, SLG: 0.364	6-3 2-3			E6 FC4-6			G4-6-3 BB 1B	K		3	0	1	0	0	0	1
Jim Morrison, R (8, PH) (8, 5) OBP: 0.269, SLG: 0.313										1	0	0	0	0	1	2
Jason Thompson, L (1, 3) OBP: 0.372, SLG: 0.395	6-3			FC4-6 G5-4-3 1-2f			BBBB 4-0 G4-6-3 1-2 BB		G3	3	0	0	0	1	0	2
Mike Brown, R (1, 9) OBP: 0.304, SLG: 0.419		SH5-3 6-3 2B		G5-4-3 1-2f			G4-6-3 1-2f 2-3		F9	4	1	1	0	0	0	3
Tony Peña, R (1, 2) OBP: 0.286, SLG: 0.354		SH5-3 2-3			5-3		3-1		6-3	3	0	0	0	0	0	1
Marvell Wynne, L (1, 8) OBP: 0.257, SLG: 0.265		6-3 3-H			G3			5-3		3	0	0	1	0	0	0
Sam Khalifa, R (1, 6) OBP: 0.295, SLG: 0.316		SSS K			F8			E 4-3 1B 1B		3	1	1	0	0	1	0
Rick Reuschel, R (1, 1) OBP: 0.206, SLG: 0.212			SSS K			G3		4-3 1-2		1	0	0	0	0	1	0
Dave Tomlin, L (5, 1)										0	0	0	0	0	0	0
Doug Frobel, L (6, PH) OBP: 0.320, SLG: 0.248										1	0	0	0	0	0	0
Larry McWilliams, L (6, 1) OBP: 0.143, SLG: 0.147										0	0	0	0	0	0	0
Steve Kemp, L (8, PH) OBP: 0.308, SLG: 0.340										1	0	0	0	0	0	1
Cecilio Guante, R (8, 1) OBP: 0.091, SLG: 0.091										0	0	0	0	0	0	0
Inning Stats	R: 0 E: 0 K: 0 S: 4 H: 1 LOB: 1 BB: 0 P: 4	R: 1 E: 0 K: 1 S: 6 H: 1 LOB: 0 BB: 0 P: 6	R: 0 E: 0 K: 1 S: 5 H: 0 LOB: 0 BB: 0 P: 5	R: 0 E: 1 K: 0 S: 3 H: 0 LOB: 0 BB: 0 P: 3	R: 0 E: 0 K: 0 S: 3 H: 0 LOB: 0 BB: 0 P: 3	R: 0 E: 0 K: 0 S: 3 H: 0 LOB: 0 BB: 0 P: 3	R: 0 E: 0 K: 0 S: 3 H: 1 LOB: 1 BB: 1 P: 7	R: 1 E: 1 K: 1 S: 8 H: 2 LOB: 2 BB: 0 P: 8	R: 0 E: 0 K: 0 S: 3 H: 0 LOB: 0 BB: 0 P: 3	1B: 4 2B: 1 3B: 0 HR: 0	SF: 0 SAC: 1 DP: 2 HBP: 0						

TOP

Pittsburgh Pirates @ Montreal Expos

Olympic Stadium, Montreal, QB

Fri Aug 09 1985, 7:05 PM EDT

Att. 18,165 - Unknown

livebaseballscorecards.com

AB	31
R	2
H	5
RBI	2
BB	1
SO	3
LOB	12

PITCHER		IP	WLS	BF	H	R	ER	SO	BB	IBB	HBP	BLK	WP	HR	S	P	ERA	WHIP
Bryn Smith, R ERA: 2.81	(1, 1)	7.2	W	28	4	2	1	2	1	0	0	0	0	0	31	35	1.17	0.652
Jeff Reardon, R ERA: 2.25	(8, 1)	1.1	S	5	1	0	0	1	0	0	0	0	0	0	7	7	0.00	0.750

PITCHER	IP	WLS	BF	H	R	ER	SO	BB	IBB	HBP	BLK	WP	HR	S	P	ERA	WHIP

Pittsburgh Pirates @ Montreal Expos

Olympic Stadium, Montreal, QB

Fri Aug 09 1985, 7:05 PM EDT

Att. 18,165 - Unknown

BOTTOM

livebaseballscorecards.com

Batter	1	2	3	4	5	6	7	8	9	AB	R	H	RBI	BB	SO	LOB
Tim Raines, S (1, 7) OBP: 0.371, SLG: 0.408	F9 1B 1B	BBB BB			WP S 1B		F8 1-3 1B BB	BB 1-2 1B		3	2	3	0	2	0	0
U L Washington, S (1, 4) OBP: 0.352, SLG: 0.426	3-1 1B 1-2 1B	L6 2-3			BBBB G5-4-3 1-3 BB		1-3 1-2	BBBB 1-2 2-3 BB		3	1	1	0	2	0	3
Andre Dawson, R (1, 9) OBP: 0.304, SLG: 0.412	F9 2-3		F3		G5-4-3 1-2f		1B IBB	SF7 3-H		3	0	0	1	1	0	4
Hubie Brooks, R (1, 6) OBP: 0.306, SLG: 0.396	3-1 1-2 3-H 1B		BBBB CS BB			FC1-6 SH3-4 WP 1B	F8 2-3	6-3		4	2	2	1	1	0	4
Terry Francona, L (1, 3) OBP: 0.325, SLG: 0.359	3-1 1-2 2-3		4-3 1-2			SH3-4 1-2	1-2 3-H 1B			3	0	1	1	0	0	3
Tim Wallach, R (1, 5) OBP: 0.319, SLG: 0.435	2-H 3-H 1B			F8		FC1-6 IBB	F7			3	0	1	2	1	0	2
Herm Winningham, L (1, 8) OBP: 0.328, SLG: 0.367	4-3			BBBB 9-3 BB		FC1-6 E 1-2f 2-3		E S 1B 1B		3	1	1	0	1	0	3
Mike Fitzgerald, R (1, 2) OBP: 0.300, SLG: 0.286		E5 L6		9-3 1-2f		1-3 3-H IBB		BB 1B 1-H SF7 1B		3	1	1	1	1	0	1
Bryn Smith, R (1, 1) OBP: 0.207, SLG: 0.211 Jeff Reardon, R (8, 1) OBP: 0.167, SLG: 0.167		SSS K			F5	1-3		SSS K		3 1	0 0	0 0	0 0	1 1	3 1	3 1
Inning Stats	R: 3 H: 4 E: 0 LOB: 1 K: 0 BB: 0 S: 7 P: 7	R: 0 H: 0 E: 1 LOB: 1 K: 1 BB: 1 S: 5 P: 9	R: 0 H: 0 E: 0 LOB: 0 K: 0 BB: 1 S: 2 P: 6	R: 0 H: 0 E: 0 LOB: 0 K: 0 BB: 1 S: 2 P: 6	R: 0 H: 1 E: 0 LOB: 1 K: 0 BB: 1 S: 3 P: 7	R: 1 H: 1 E: 0 LOB: 2 K: 0 BB: 2 S: 4 P: 12	R: 1 H: 1 E: 0 LOB: 2 K: 0 BB: 2 S: 4 P: 12	R: 2 H: 3 E: 0 LOB: 2 K: 1 BB: 1 S: 8 P: 12		1B: 10 SF: 1 2B: 2 SAC: 1 3B: 0 DP: 3 HR: 0 HBP: 0						

	AB	29
	R	7
	H	10
	RBI	6
	BB	9
	SO	2
	LOB	24

WP: 2 PA: 40
PB: 0
SB: 2
CS: 1

PITCHER		IP	WLS	BF	H	R	ER	SO	BB	IBB	HBP	BLK	WP	HR	S	P	ERA	WHIP
Rick Reuschel, R ERA: 2.91	(1, 1)	4.0	L	17	4	3	3	1	3	0	0	0	0	0	16	28	6.75	1.750
Dave Tomlin, L ERA:	(5, 1)	1.0		4	1	0	0	0	1	0	0	0	1	0	3	7	0.00	2.000
Larry McWilliams, L ERA: 4.75	(6, 1)	2.0		12	2	2	2	0	1	3	0	0	1	0	8	24	9.00	1.500
Cecilio Guante, R ERA: 2.33	(8, 1)	1.0		7	3	2	2	1	1	0	0	0	0	0	8	12	18.00	4.000

PITCHER	IP	WLS	BF	H	R	ER	SO	BB	IBB	HBP	BLK	WP	HR	S	P	ERA	WHIP

Batter	1	2	3	4	5	6	7	8	9	AB	R	H	RBI	BB	SO	LOB
Joe Orsulak, L (1, 7) OBP: 0.333, SLG: 0.357	F6		1B 1B 2B	F5			1B 2-H 1B		G3	5	1	2	1	0	0	0
Marvell Wynne, L (1, 8) OBP: 0.259, SLG: 0.267	L6		1B 1B 2-3 1B		G3		FC6-4 1-2 1B		K	5	1	2	0	0	1	0
Johnny Ray, S (1, 4) OBP: 0.291, SLG: 0.364	4-3		1B 1-3 3-H 1B		F8		F8			4	0	1	1	0	0	2
Jason Thompson, L (1, 3) OBP: 0.376, SLG: 0.398		1B 1B 1B 1B	1-3 3-H 1B		BBB BB		SSS K			3	1	2	1	1	1	2
Mike Brown, R (1, 9) OBP: 0.303, SLG: 0.415		1B 1-2 1B 1B	F9		5-3		FC6-4 1-2f			4	1	1	0	0	0	5
Tony Peña, R (1, 2) OBP: 0.289, SLG: 0.356		S 1B 1-2 2-3 G5-3-2 1B	L6			L5-3 1B		F4		4	0	2	0	0	0	2
Jim Morrison, R (1, 5) OBP: 0.269, SLG: 0.311		FC1-5-2 1-2 2-H 3-H 1B	5-3			L5-3 1-2		K		4	0	1	2	0	1	3
Sam Khalifa, R (1, 6) OBP: 0.287, SLG: 0.307		FC1-5-2 S 1-3 2-3		6-3		5-3		F2		4	0	0	0	0	0	2
Rick Rhoden, R (1, 1) OBP: 0.184, SLG: 0.208		G5-3-2 1-2 3-Hf		SSS K			1B 2B		3-1	2	0	0	0	0	1	2
Pat Clements, R (6, 1)										0	0	0	0	0	0	0
Lee Mazzilli, S (7, PH) OBP: 0.413, SLG: 0.371										1	1	1	0	0	0	0
Rod Scurry, L (7, 1)										0	0	0	0	0	0	0
Steve Kemp, L (9, PH) OBP: 0.307, SLG: 0.339										1	0	0	0	0	0	0
Inning Stats	R: 0 E: 0 K: 0 S: 3 H: 0 LOB: 0 BB: 0 P: 3	R: 2 E: 0 K: 0 S: 6 H: 4 LOB: 1 BB: 0 P: 6	R: 2 E: 0 K: 0 S: 7 H: 4 LOB: 0 BB: 0 P: 7	R: 0 E: 0 K: 1 S: 5 H: 0 LOB: 0 BB: 0 P: 5	R: 0 E: 0 K: 0 S: 3 H: 0 LOB: 1 BB: 1 P: 7	R: 0 E: 0 K: 0 S: 3 H: 1 LOB: 0 BB: 0 P: 3	R: 1 E: 0 K: 1 S: 8 H: 3 LOB: 2 BB: 0 P: 8	R: 0 E: 0 K: 1 S: 5 H: 0 LOB: 0 BB: 0 P: 5	R: 0 E: 0 K: 1 S: 5 H: 0 LOB: 0 BB: 0 P: 5	1B: 10 2B: 4 3B: 0 HR: 0	SF: 0 SAC: 0 DP: 2 HBP: 0						

TOP

Pittsburgh Pirates @ Montreal Expos

Olympic Stadium, Montreal, QB

Sat Aug 10 1985, 7:05 PM EDT

Att. 19,982 - Unknown

livebaseballscorecards.com

AB	37
R	5
H	12
RBI	5
BB	1
SO	4
LOB	18

PITCHER		IP	WLS	BF	H	R	ER	SO	BB	IBB	HBP	BLK	WP	HR	S	P	ERA	WHIP
Bill Gullickson, R ERA: 3.53	(1, 1)	2.0		13	8	4	4	0	0	0	0	0	0	0	13	13	18.00	4.000
Randy St. Claire, R ERA: 2.27	(3, 1)	4.0	W	13	1	0	0	1	1	0	0	0	0	0	14	18	0.00	0.500
Tim Burke, R ERA: 1.59	(7, 1)	0.0		3	3	1	1	0	0	0	0	0	0	0	3	3	∞	∞
Bert Roberge, R ERA: 2.47	(7, 1)	3.0	S	9	0	0	0	3	0	0	0	0	0	0	15	15	0.00	0.000

PITCHER	IP	WLS	BF	H	R	ER	SO	BB	IBB	HBP	BLK	WP	HR	S	P	ERA	WHIP

Batter	1	2	3	4	5	6	7	8	9	AB	R	H	RBI	BB	SO	LOB
Tim Raines, S (1, 7) OBP: 0.371, SLG: 0.413	L1	K		1-3 S 1B		F7		3B		5	0	2	0	0	1	3
U L Washington, S (1, 4) OBP: 0.341, SLG: 0.412	K		6-3	L6 1-2		F8		F9		5	0	0	0	0	1	4
Andre Dawson, R (1, 9) OBP: 0.309, SLG: 0.433	F7		BB 1B		HR	1-H HR				4	2	3	3	0	0	0
Hubie Brooks, R (1, 6) OBP: 0.308, SLG: 0.398		BB 1B 2B	BBBB 1-2 BB		F8	F7				3	1	1	0	1	0	0
Terry Francona, L (1, 3) OBP: 0.323, SLG: 0.356		6-3	K		3B 1B		1-3			4	1	1	0	0	1	3
Tim Wallach, R (1, 5) OBP: 0.319, SLG: 0.432		BB 1B HBP	K		F3		L6			3	1	0	0	0	1	3
Herm Winningham, L (1, 8) OBP: 0.331, SLG: 0.376		BBBB 1B 1-2 2-3 BB		G3	1-H WP 3B		K			3	1	1	1	1	1	0
Mike Fitzgerald, R (1, 2) OBP: 0.300, SLG: 0.285		1-3 2-H 3-H 1B		K	F2 3-H			K		4	0	1	2	0	2	0
Bill Gullickson, R (1, 1) OBP: 0.150, SLG: 0.175		K		BBBB 1B BB		HR 1B		K		1	0	0	0	0	1	2
Randy St. Claire, R (3, 1) OBP: 0.500, SLG: 0.250										0	0	0	0	1	0	0
Scot Thompson, L (6, PH) OBP: 0.231, SLG: 0.270										1	1	1	0	0	0	0
Tim Burke, R (7, 1) OBP: 0.200, SLG: 0.200										0	0	0	0	0	0	0
Bert Roberge, R (7, 1)										1	0	0	0	0	1	0
Inning Stats	R: 0 E: 0 K: 1 S: 5 H: 0 LOB: 0 BB: 0 P: 5	R: 2 E: 0 K: 2 S: 9 H: 2 LOB: 2 BB: 1 P: 14	R: 0 E: 0 K: 2 S: 8 H: 1 LOB: 2 BB: 1 P: 12	R: 0 E: 0 K: 1 S: 6 H: 1 LOB: 2 BB: 1 P: 10	R: 3 E: 0 K: 0 S: 6 H: 3 LOB: 0 BB: 0 P: 6	R: 2 E: 0 K: 0 S: 5 H: 2 LOB: 0 BB: 0 P: 5	R: 0 E: 0 K: 1 S: 5 H: 0 LOB: 0 BB: 0 P: 5	R: 0 E: 0 K: 2 S: 8 H: 1 LOB: 1 BB: 0 P: 8		1B: 5 2B: 1 3B: 2 HR: 2 SF: 0 SAC: 0 DP: 0 HBP: 1				WP: 1 PB: 0 SB: 1 CS: 0 PA: 38		

PITCHER	IP	WLS	BF	H	R	ER	SO	BB	IBB	HBP	BLK	WP	HR	S	P	ERA	WHIP
Rick Rhoden, R (1, 1) ERA: 4.53	5.0	L	27	8	6	6	6	3	0	1	0	1	1	35	48	10.80	2.200
Pat Clements, L (6, 1) ERA: 3.12	1.0		4	1	1	1	0	0	0	0	0	0	1	4	4	9.00	1.000
Rod Scurry, L (7, 1) ERA: 3.69	2.0		7	1	0	0	3	0	0	0	0	0	0	13	13	0.00	0.500

PITCHER	IP	WLS	BF	H	R	ER	SO	BB	IBB	HBP	BLK	WP	HR	S	P	ERA	WHIP

BOTTOM

Pittsburgh Pirates @ Montreal Expos

Olympic Stadium, Montreal, QB

Sat Aug 10 1985, 7:05 PM EDT

Att. 19,982 - Unknown

livebaseballscorecards.com

AB	34
R	7
H	10
RBI	6
BB	3
SO	9
LOB	15

Pittsburgh Pirates @ Montreal Expos

Olympic Stadium, Montreal, QB

Sun Aug 11 1985, 3:33 AM EDT

Att. 21,741 - Unknown

TOP

livebaseballscorecards.com

Batter	1	2	3	4	5	6	7	8	9	AB	R	H	RBI	BB	SO	LOB
Joe Orsulak, L (1, 7) OBP: 0.327, SLG: 0.351	6-3		1-3		F7		G3			4	0	0	0	0	0	0
Marvell Wynne, L (1, 8) OBP: 0.262, SLG: 0.278	BB G4-6-3		F9		HR		F4			3	1	1	1	1	0	0
Johnny Ray, S (1, 4) OBP: 0.291, SLG: 0.363	G4-6-3 1-2f			1B 1B	3-1			5-3		4	1	1	0	0	0	1
Jason Thompson, L (1, 3) OBP: 0.383, SLG: 0.402		BB 2B		1B 1-3 1B	BB			5-3 1B		2	2	2	0	2	0	0
Mike Brown, R (1, 9) OBP: 0.302, SLG: 0.417		4-3 1-H 2B		L6	F8			5-3 1-2		4	0	1	1	0	0	4
Tony Peña, R (1, 2) OBP: 0.288, SLG: 0.355		4-3 2-3		1B 1-2 3-H SF9 1B		F9		F8		4	1	1	1	0	0	2
Jim Morrison, R (1, 5) OBP: 0.268, SLG: 0.310		5-3		1-3 2-H 1B		F7			F7	4	0	1	1	0	0	1
Sam Khalifa, R (1, 6) OBP: 0.279, SLG: 0.301		K		SF9 3-H		F8			K	3	0	0	1	0	2	1
Lee Tunnell, R (1, 1) OBP: 0.069, SLG: 0.069			F9	F3			F8		K	3	0	0	0	0	0	1
Cecilio Guante, R (7, 1) OBP: 0.083, SLG: 0.083										1	0	0	0	0	1	0

	AB	32
	R	5
	H	7
	RBI	5
	BB	3
	SO	3
	LOB	10

Inning Stats	1	2	3	4	5	6	7	8	9			
	R: 0 E: 0 K: 0 S: 2	H: 0 LOB: 0 BB: 1 P: 6	R: 1 E: 0 K: 1 S: 6	H: 1 LOB: 1 BB: 1 P: 10	R: 0 E: 0 K: 0 S: 3	H: 0 LOB: 0 BB: 0 P: 3	R: 3 E: 0 K: 0 S: 7	H: 4 LOB: 1 BB: 0 P: 7	R: 1 E: 0 K: 0 S: 4	H: 1 LOB: 1 BB: 1 P: 8	R: 0 E: 0 K: 0 S: 3	H: 0 LOB: 0 BB: 0 P: 3
	R: 0 E: 0 K: 3 S: 3	H: 0 LOB: 0 BB: 0 P: 3	R: 0 E: 0 K: 0 S: 3	H: 0 LOB: 0 BB: 0 P: 3	R: 0 E: 0 K: 0 S: 4	H: 1 LOB: 1 BB: 0 P: 4	R: 0 E: 0 K: 2 S: 7	H: 0 LOB: 0 BB: 0 P: 7	1B: 5 2B: 1 3B: 0 HR: 1	SF: 1 SAC: 0 DP: 1 HBP: 0	WP: 0 PB: 0 SB: 0 CS: 0	PA: 36

PITCHER		IP	WLS	BF	H	R	ER	SO	BB	IBB	HBP	BLK	WP	HR	S	P	ERA	WHIP
Bill Laskey, R ERA: 3.72	(1, 1)	6.0		26	6	5	5	1	3	0	0	0	0	1	25	37	7.50	1.500
Gary Lucas, L ERA: 2.79	(7, 1)	1.2		6	1	0	0	0	0	0	0	0	0	0	6	6	0.00	0.600
Tim Burke, R ERA: 1.56	(8, 1)	1.1	W	4	0	0	0	2	0	0	0	0	0	0	8	8	0.00	0.000

PITCHER	IP	WLS	BF	H	R	ER	SO	BB	IBB	HBP	BLK	WP	HR	S	P	ERA	WHIP

Batter	1	2	3	4	5	6	7	8	9	AB	R	H	RBI	BB	SO	LOB
Tim Raines, S (1, 7) OBP: 0.372, SLG: 0.411	0-0 S 3B 1B	0-0 FC6-4 S 1-2f		0-3 K			4-0 BB BB		0-0 F9	4	1	1	0	1	1	3
Vance Law, R (1, 4) OBP: 0.365, SLG: 0.404	0-3 K 1-2	0-0 6-3 1-2		4-0 BB			4-0 FC6-5 1-2 BB		0-0 HR 1-3 2B	3	1	1	0	2	1	2
Andre Dawson, R (1, 9) OBP: 0.308, SLG: 0.438	0-0 FC 3B		0-0 F7	0-0 F8			0-3 K		0-0 HR 2-H 3-H	5	2	1	3	0	1	5
Hubie Brooks, R (1, 6) OBP: 0.310, SLG: 0.404	0-0 E 1-H 2-H 3B		0-0 FC3-6 1B		0-0 F9		0-0 FC6-5 1-2f			4	1	2	2	0	0	2
Terry Francona, L (1, 3) OBP: 0.321, SLG: 0.353 Tim Burke, R (8, 1) OBP: 0.200, SLG: 0.200	0-0 E9 G3 3-H 1B		0-0 FC3-6 1B 1-2f		0-0 F7		0-3 K			4 0	0 0	1 0	1 0	0 0	1 0	3 0
Tim Wallach, R (1, 5) OBP: 0.318, SLG: 0.430	0-0 G3 2-3		0-0 1-2 1B		0-0 F7			0-0 G3		4	0	1	0	0	0	1
Herm Winningham, L (1, 8) OBP: 0.325, SLG: 0.369	0-0 L1		0-0 5-3			0-0 6-3		0-0 3-1		4	0	0	0	0	0	3
Steve Nicosia, R (1, 2) OBP: 0.257, SLG: 0.219		4-0 FC1-6 BB		0-0 SH1-4 1B		0-3 K		0-0 6-3		3	0	1	0	1	1	0
Bill Laskey, R (1, 1) OBP: 0.229, SLG: 0.129 Razor Shines, S (6, PH) OBP: 0.167, SLG: 0.138 Gary Lucas, L (7, 1) Scot Thompson, L (8, 3) OBP: 0.237, SLG: 0.276		0-0 FC1-6 FC6-4 1-2f		0-0 SH1-4 1-2		0-0 6-3			0-0 2B HR 1B	1 1 0 1	0 0 0 1	0 0 0 1	0 0 0 1	0 0 0 0	0 0 0 0	1 0 0 0
Inning Stats	R: 3 E: 1 K: 1 S: 9 H: 3 LOB: 1 BB: 0 P: 9	R: 0 E: 0 K: 0 S: 3 H: 0 LOB: 1 BB: 1 P: 7	R: 0 E: 0 K: 0 S: 5 H: 2 LOB: 2 BB: 0 P: 5	R: 0 E: 0 K: 1 S: 6 H: 1 LOB: 2 BB: 1 P: 10	R: 0 E: 0 K: 0 S: 3 H: 0 LOB: 0 BB: 0 P: 3	R: 0 E: 0 K: 1 S: 5 H: 0 LOB: 0 BB: 0 P: 5	R: 0 E: 0 K: 2 S: 7 H: 0 LOB: 2 BB: 2 P: 15	R: 0 E: 0 K: 0 S: 3 H: 0 LOB: 0 BB: 0 P: 3	R: 3 E: 0 K: 0 S: 4 H: 3 LOB: 0 BB: 0 P: 4	1B: 6 2B: 1 3B: 1 HR: 1	SF: 0 SAC: 1 DP: 0 HBP: 0			WP: 0 PB: 0 SB: 2 CS: 0	PA: 39		

PITCHER		IP	WLS	BF	H	R	ER	SO	BB	IBB	HBP	BLK	WP	HR	S	P	ERA	WHIP
Lee Tunnell, R ERA: 4.06	(1, 1)	6.0		28	6	3	3	3	3	0	0	0	0	0	31	43	4.50	1.500
Cecilio Guante, R ERA: 2.59	(7, 1)	2.1	L	11	3	3	3	2	1	0	0	0	0	1	14	18	11.57	1.714

PITCHER	IP	WLS	BF	H	R	ER	SO	BB	IBB	HBP	BLK	WP	HR	S	P	ERA	WHIP

BOTTOM

Pittsburgh Pirates @ Montreal Expos

Olympic Stadium, Montreal, QB

Sun Aug 11 1985, 3:33 AM EDT

Att. 21,741 - Unknown

livebaseballscorecards.com

AB	34
R	6
H	9
RBI	6
BB	4
SO	5
LOB	20

Montreal Expos @ Chicago Cubs

Wrigley Field, Chicago, IL

Mon Aug 12 1985, 3:33 AM CDT

Att. 28,195 - Unknown

TOP

Batter	1	2	3	4	5	6	7	8	9	AB	R	H	RBI	BB	SO	LOB
Tim Raines, S (1, 7) OBP: 0.376, SLG: 0.422	1B		HR		G6-4-3 1B HR 1B	IBB		FC4-6 1-2f 2-3		4	2	3	1	1	0	2
Vance Law, R (1, 4) OBP: 0.363, SLG: 0.402	F2		5-3		G6-4-3 1-2 1B	F8		SF8 3-H		4	0	1	1	0	0	3
Andre Dawson, R (1, 9) OBP: 0.309, SLG: 0.441	F3		1B		G6-4-3 1-2f 2-3		1B 2B	F3		5	0	2	0	0	0	4
Jeff Reardon, R (8, 1) OBP: 0.167, SLG: 0.167										0	0	0	0	0	0	0
Hubie Brooks, R (1, 6) OBP: 0.311, SLG: 0.411	K		F9		HR 3-H		2-3 1B		F9	5	1	2	2	0	1	2
Terry Francona, L (1, 3) OBP: 0.325, SLG: 0.370		2B		HR 2B	4-3		F3		G1-6-3	4	1	2	0	0	0	2
Tim Burke, R (7, 1) OBP: 0.200, SLG: 0.200										0	0	0	0	0	0	0
Mitch Webster, S (8, 9) OBP: 0.260, SLG: 0.430										1	0	0	0	0	0	0
Tim Wallach, R (1, 5) OBP: 0.319, SLG: 0.445		F9		2-H HR		HR	F5		K	5	2	2	3	0	1	3
Herm Winningham, L (1, 8) OBP: 0.324, SLG: 0.367		F9		F9		S 1B	G3			4	0	1	0	0	0	3
Mike Fitzgerald, R (1, 2) OBP: 0.297, SLG: 0.282		6-3		5-3		F4 1-2		BBBB FC4-6 1B SF8 BB		3	0	0	0	0	0	2
U L Washington, S (8, PH) OBP: 0.345, SLG: 0.412										0	1	0	0	1	0	0
Steve Nicosia, R (8, 2) OBP: 0.257, SLG: 0.219										0	0	0	0	0	0	0
Floyd Youmans, R (1, 1)			6-3 SSS	K		F9		FC4-6 1-2 1B		2	0	0	0	0	1	0
Razor Shines, S (6, PH) OBP: 0.161, SLG: 0.133										1	0	0	0	0	0	1
Randy St. Claire, R (6, 1) OBP: 0.500, SLG: 0.250										0	0	0	0	0	0	0
Scot Thompson, L (7, 3) OBP: 0.244, SLG: 0.282										1	0	1	0	0	0	0
Inning Stats	R: 0 E: 0 K: 1 S: 6 H: 1 LOB: 1 BB: 0 P: 6	R: 0 E: 0 K: 0 S: 4 H: 1 LOB: 1 BB: 0 P: 4	R: 1 E: 0 K: 0 S: 5 H: 2 LOB: 1 BB: 0 P: 5	R: 2 E: 0 K: 1 S: 7 H: 2 LOB: 0 BB: 0 P: 7	R: 2 E: 0 K: 0 S: 5 H: 3 LOB: 0 BB: 0 P: 5	R: 1 E: 0 K: 0 S: 5 H: 2 LOB: 2 BB: 1 P: 9	R: 0 E: 0 K: 0 S: 5 H: 2 LOB: 2 BB: 0 P: 5	R: 1 E: 0 K: 0 S: 4 H: 1 LOB: 1 BB: 1 P: 8	R: 0 E: 0 K: 1 S: 5 H: 0 LOB: 0 BB: 0 P: 5	1B: 7 2B: 3 3B: 0 HR: 4 SF: 1 SAC: 0 DP: 1 HBP: 0						

	AB	39
	R	7
	H	14
	RBI	7
	BB	2
	SO	3
	LOB	22

WP: 0 PB: 0 SB: 1 CS: 0 PA: 42

livebaseballscorecards.com

PITCHER	IP	WLS	BF	H	R	ER	SO	BB	IBB	HBP	BLK	WP	HR	S	P	ERA	WHIP
Lary Sorensen, R (1, 1) ERA: 5.22	5.0		23	9	5	5	2	0	0	0	0	0	3	27	27	9.00	1.800
Warren Brusstar, R (6, 1) ERA: 4.94	1.0		6	2	1	1	0	0	1	0	0	0	1	5	9	9.00	2.000
Dave Gumpert, R (7, 1) ERA: 2.25	2.0	W	10	3	1	1	0	1	0	0	0	0	0	9	13	4.50	2.000
Lee Smith, R (9, 1) ERA: 3.04	1.0	S	3	0	0	0	1	0	0	0	0	0	0	5	5	0.00	0.000

PITCHER	IP	WLS	BF	H	R	ER	SO	BB	IBB	HBP	BLK	WP	HR	S	P	ERA	WHIP

Batter	1	2	3	4	5	6	7	8	9	AB	R	H	RBI	BB	SO	LOB
Bob Dernier, R (1, 8) OBP: 0.304, SLG: 0.304	F7		1B 2B		E6 2B	F5		6-3		5	1	1	0	0	0	1
Gary Matthews, R (1, 7) OBP: 0.377, SLG: 0.413	23 6-3 BB		2-H 1B		1-H 23 HR 2B	K				3	1	2	1	1	1	0
Dave Gumpert, R (7, 1)										0	0	0	0	0	0	0
Davey Lopes, R (9, 9) OBP: 0.397, SLG: 0.439										0	0	0	0	0	0	0
23 Ryne Sandberg, R (1, 4) OBP: 0.348, SLG: 0.472	6-3 1-2		6-3		2-H HR		G3 S 7-2 BB			3	1	1	2	1	0	2
Keith Moreland, R (1, 9) OBP: 0.358, SLG: 0.412	K			F8	1B		G3 1-3			4	0	1	0	0	1	2
(9, 2)																
Ron Cey, R (1, 5) OBP: 0.313, SLG: 0.372		6-3		F8	F3		7-2 3-Hf			4	0	0	0	0	0	2
Leon Durham, L (1, 3) OBP: 0.353, SLG: 0.439		4-3 S 1B		3B		F8		K		4	0	2	0	0	1	0
Chris Speier, R (1, 6) OBP: 0.301, SLG: 0.352		4-3 1-3		F7		1B HR 1B		HR 1B		4	1	2	0	0	0	2
Larry Bowa, S (8, PR) OBP: 0.285, SLG: 0.318										0	1	0	0	0	0	0
(9, 6)																
Steve Lake, R (1, 2) OBP: 0.165, SLG: 0.198		F7			6-3					3	1	1	0	0	0	1
Richie Hebner, L (8, PH) OBP: 0.300, SLG: 0.290						1-2 HR 1B		K		1	0	0	0	0	1	1
Lee Smith, R (9, 1)										0	0	0	0	0	0	0
Lary Sorensen, R (1, 1)			K		F7					1	0	0	0	0	1	0
Billy Hatcher, R (5, PH) OBP: 0.324, SLG: 0.415										1	0	0	0	0	0	0
Warren Brusstar, R (6, 1)										0	0	0	0	0	0	0
Thad Bosley, L (6, PH) OBP: 0.362, SLG: 0.505						1-H 2-H HR		1-H HR		2	2	2	5	0	0	0
(7, 7)																
Inning Stats	R: 0 E: 0 K: 1 S: 5 H: 0 LOB: 1 BB: 1 P: 9	R: 0 E: 0 K: 0 S: 4 H: 1 LOB: 1 BB: 0 P: 4	R: 0 E: 0 K: 1 S: 6 H: 2 LOB: 1 BB: 0 P: 6	R: 0 E: 0 K: 0 S: 4 H: 1 LOB: 1 BB: 0 P: 4	R: 3 E: 1 K: 0 S: 7 H: 3 LOB: 1 BB: 0 P: 7	R: 3 E: 0 K: 1 S: 8 H: 3 LOB: 0 BB: 0 P: 8	R: 0 E: 0 K: 0 S: 2 H: 0 LOB: 0 BB: 1 P: 6	R: 2 E: 0 K: 2 S: 9 H: 2 LOB: 1 BB: 0 P: 9		1B: 6 2B: 3 3B: 1 HR: 3	SF: 0 SAC: 0 DP: 1 HBP: 0						

PITCHER		IP	WLS	BF	H	R	ER	SO	BB	IBB	HBP	BLK	WP	HR	S	P	ERA	WHIP
Floyd Youmans, R ERA: 1.62	(1, 1)	5.0		23	7	3	0	2	1	0	0	0	0	1	26	30	0.00	1.600
Randy St. Claire, R ERA: 2.82	(6, 1)	1.0		6	3	3	3	1	0	0	0	0	0	1	8	8	27.00	3.000
Tim Burke, R ERA: 1.54	(7, 1)	1.0		3	0	0	0	0	1	0	0	0	0	0	2	6	0.00	1.000
Jeff Reardon, R ERA: 2.51	(8, 1)	1.0	L	5	2	2	2	2	0	0	0	0	0	1	9	9	18.00	2.000

PITCHER	IP	WLS	BF	H	R	ER	SO	BB	IBB	HBP	BLK	WP	HR	S	P	ERA	WHIP

BOTTOM

Montreal Expos @ Chicago Cubs

Wrigley Field, Chicago, IL

Mon Aug 12 1985, 3:33 AM CDT

Att. 28,195 - Unknown

livebaseballscorecards.com

AB	35
R	8
H	12
RBI	8
BB	2
SO	5
LOB	11

1B: 6 2B: 3 3B: 1 HR: 3 SF: 0 SAC: 0 DP: 1 HBP: 0

WP: 0 PB: 0 SB: 2 CS: 0 PA: 37

Batter	1	2	3	4	5	6	7	8	9	AB	R	H	RBI	BB	SO	LOB
Tim Raines, S (1, 7) OBP: 0.374, SLG: 0.418	S S S 0-3 ① K	B B B B 4-0 S S 2B BB		x 0-0 ① F9		x 0-0 ③ 6-3		x 0-0 ③ FC6-4 1-2f		4	1	0	0	1	1	3
Vance Law, R (1, 4) OBP: 0.366, SLG: 0.401	x 0-0 FC6-4 1B	B B B B 4-0 S 2B 1-2 BB		x 0-0 ② 6-3			B B B B 4-0 G6-4-3 BB		x 0-0 ① 6-3	3	1	1	0	2	0	0
Andre Dawson, R (1, 9) OBP: 0.307, SLG: 0.440	x 0-0 ② FC6-4 3B 1-2f	x 0-0 1-H 2-H 2B		x 0-0 ③ 6-3			x 0-0 ①② G6-4-3 1-2f		x 0-0 ② 5-3	5	1	1	2	0	0	2
Hubie Brooks, R (1, 6) OBP: 0.312, SLG: 0.420	x 0-0 E 1-H 3B	x 0-0 ③ F7			x 0-0 ① G3		x 0-0 3B		x 0-0 ③ 5-3	5	1	2	1	0	0	1
Terry Francona, L (1, 3) OBP: 0.323, SLG: 0.367	x 0-0 E6 1B 3-H		x 0-0 ① 6-3		x 0-0 CS 1B		x 0-0 ③ F7			4	0	1	0	0	0	1
Tim Wallach, R (1, 5) OBP: 0.323, SLG: 0.447	x 0-0 1-3 1B		B B B B 4-0 1B BB		x 0-0 ② F4			x 0-0 3-1 PB CS 1B		3	0	2	0	1	0	1
Herm Winningham, L (1, 8) OBP: 0.327, SLG: 0.370	x 0-0 ③ F7		x 0-0 1-3 1B		0-0 ③ CS 1-2	x 0-0 FC4-6 1B		x 0-0 ① 3-1 1-3		4	0	2	0	0	0	3
Sal Butera, R (1, 2) OBP: 0.262, SLG: 0.214		x 0-0 ① F8	x 0-0 ② F4			x 0-0 ① FC4-6 SH2-4 1-2f		x 0-0 ② 1B 3-H 1B		4	0	1	0	0	0	3
Joe Hesketh, R (1, 1) OBP: 0.133, SLG: 0.093 Jim Wohlford, R (8, PH) OBP: 0.284, SLG: 0.268 Jeff Reardon, R (8, 1) OBP: 0.167, SLG: 0.167		S S S 0-3 ② K	x 0-0 ③ B1-3			x 0-0 ② SH2-4 1-2		x 0-0 FC6-4 1-2 1B		2 1 0	0 0 0	0 1 0	0 0 0	0 0 0	1 0 0	2 0 0
Inning Stats	R: 2 E: 1 K: 1 S: 9 H: 3 LOB: 2 BB: 0 P: 9	R: 2 E: 0 K: 1 S: 6 H: 1 LOB: 1 BB: 2 P: 14	R: 0 E: 0 K: 0 S: 4 H: 1 LOB: 2 BB: 1 P: 8	R: 0 E: 0 K: 0 S: 3 H: 0 LOB: 0 BB: 0 P: 3	R: 0 E: 0 K: 0 S: 3 H: 1 LOB: 0 BB: 0 P: 3	R: 0 E: 0 K: 0 S: 4 H: 1 LOB: 1 BB: 0 P: 4	R: 0 E: 0 K: 0 S: 3 H: 1 LOB: 1 BB: 1 P: 7	R: 0 E: 0 K: 0 S: 5 H: 3 LOB: 2 BB: 0 P: 5	R: 0 E: 0 K: 0 S: 3 H: 0 LOB: 0 BB: 0 P: 3	1B: 8 2B: 1 3B: 2 HR: 0	SF: 0 SAC: 1 DP: 1 HBP: 0						

PITCHER	IP	WLS	BF	H	R	ER	SO	BB	IBB	HBP	BLK	WP	HR	S	P	ERA	WHIP
Scott Sanderson, R (1, 1) ERA: 3.12	1.2	L	10	3	3	2	2	1	0	0	0	0	0	13	17	10.80	2.400
George Frazier, R (2, 1) ERA: 4.99	3.1		14	3	1	1	0	2	0	0	0	0	0	12	20	2.70	1.500
Ron Meridith, L (6, 1) ERA: 3.38	3.0		13	5	0	0	0	1	0	0	0	0	0	12	16	0.00	2.000
Dave Gumpert, R (9, 1) ERA: 1.8	1.0		3	0	0	0	0	0	0	0	0	0	0	3	3	0.00	0.000

PITCHER	IP	WLS	BF	H	R	ER	SO	BB	IBB	HBP	BLK	WP	HR	S	P	ERA	WHIP

TOP

Montreal Expos @ Chicago Cubs

Wrigley Field, Chicago, IL

Tue Aug 13 1985, 3:33 AM CDT

Att. 28,582 - Unknown

livebaseballscorecards.com

AB	35
R	4
H	11
RBI	3
BB	4
SO	2
LOB	16

PA: 41

WP: 0 PB: 1 SB: 3 CS: 2

Batter	1	2	3	4	5	6	7	8	9	AB	R	H	RBI	BB	SO	LOB
Bob Dernier, R (1, 8) OBP: 0.304, SLG: 0.303	BB 1B		F8			4-3		5-3		4	0	1	0	0	0	0
Gary Matthews, R (1, 7) Dave Gumpert, R (9, 1) OBP: 0.374, SLG: 0.406	BBBB 1-2 23 F9 BB		5-3			F3		F4		3 0	0 0	0 0	0 0	1 0	0 0	0 0
23 Ryne Sandberg, R (1, 4) OBP: 0.347, SLG: 0.472	F9 1-2			SSS K		2B 2B			F7	4	1	1	0	0	1	2
Keith Moreland, R (1, 9) OBP: 0.357, SLG: 0.413	F8			L6		2-H 2B			6-3	4	0	1	1	0	0	1
Ron Cey, R (1, 5) OBP: 0.315, SLG: 0.374		F7		2B 1B		F7			E 1B	4	0	2	0	0	0	1
Jody Davis, R (1, 2) OBP: 0.292, SLG: 0.402		6-3		1-H 2B			F8		E5 1-2	4	0	1	0	0	0	1
Leon Durham, L (1, 3) OBP: 0.352, SLG: 0.437		1B	F8				F8		SSS K	4	0	1	0	0	1	2
Shawon Dunston, R (1, 6) OBP: 0.256, SLG: 0.307		F9	B1-3				G3			3	0	0	0	0	0	1
Scott Sanderson, R (1, 1) OBP: 0.121, SLG: 0.065 George Frazier, R (2, 1) Gary Woods, R (5, PH) OBP: 0.311, SLG: 0.234 Ron Meridith, L (6, 1) Thad Bosley, L (8, PH) OBP: 0.359, SLG: 0.500 (9, 7)			3-1		6-3			F2		0 1 1 0 1	0 0 0 0 0	0 0 0 0 0	0 0 0 0 0	0 0 0 0 0	0 0 0 0 0	0 0 0 0 0
Inning Stats	R: 0 E: 0 K: 0 S: 3 H: 1 LOB: 1 BB: 1 P: 7	R: 0 E: 0 K: 0 S: 4 H: 1 LOB: 1 BB: 0 P: 4	R: 0 E: 0 K: 0 S: 3 H: 0 LOB: 0 BB: 0 P: 3	R: 0 E: 0 K: 1 S: 6 H: 2 LOB: 2 BB: 0 P: 6	R: 0 E: 0 K: 0 S: 3 H: 0 LOB: 0 BB: 0 P: 3	R: 1 E: 0 K: 0 S: 5 H: 2 LOB: 1 BB: 0 P: 5	R: 0 E: 0 K: 0 S: 3 H: 0 LOB: 0 BB: 0 P: 3	R: 0 E: 0 K: 0 S: 3 H: 0 LOB: 0 BB: 0 P: 3	R: 0 E: 1 K: 1 S: 7 H: 1 LOB: 2 BB: 0 P: 7	1B: 4 2B: 3 3B: 0 HR: 0	SF: 0 SAC: 0 DP: 0 HBP: 0						

PITCHER	IP	WLS	BF	H	R	ER	SO	BB	IBB	HBP	BLK	WP	HR	S	P	ERA	WHIP
Joe Hesketh, L (1, 1) ERA: 2.44	7.0	W	26	6	1	1	1	1	0	0	0	0	0	27	31	1.29	1.000
Jeff Reardon, R (8, 1) ERA: 2.43	2.0	S	8	1	0	0	1	0	0	0	0	0	0	10	10	0.00	0.500

PITCHER	IP	WLS	BF	H	R	ER	SO	BB	IBB	HBP	BLK	WP	HR	S	P	ERA	WHIP

BOTTOM

Montreal Expos @ Chicago Cubs

Wrigley Field, Chicago, IL

Tue Aug 13 1985, 3:33 AM CDT

Att. 28,582 - Unknown

livebaseballscorecards.com

AB	33
R	1
H	7
RBI	1
BB	1
SO	2
LOB	8

Batter	1	2	3	4	5	6	7	8	9	AB	R	H	RBI	BB	SO	LOB
Tim Raines, S (1, 7) OBP: 0.375, SLG: 0.417	6-3	F8		BB, 1B	F7		1-3, 2-H, 1B			5	1	2	1	0	0	2
U L Washington, S (1, 4) OBP: 0.341, SLG: 0.401	5-3		5-3	BBBB, 1B, 1-2, BB		F6		F6		4	1	0	0	1	0	0
Andre Dawson, R (1, 9) OBP: 0.314, SLG: 0.445	1B, BLK, E, 1B		1B	1B, 1-3, 2-H		F7		FC5-4, 1B		5	1	4	1	0	0	0
Hubie Brooks, R (1, 6) OBP: 0.315, SLG: 0.423	E, 1-3		G5-4-3, 1-2, 1B	FC6-4, 1-2, 3-H		F9		FC5-4, FC5-4, 1-2f		5	0	3	1	0	0	1
Tim Wallach, R (1, 5) OBP: 0.319, SLG: 0.441	E5, FC6-4, 1-2, 3-H		G5-4-3, 1-2f	FC6-4, 1-2f			SSS, K, FC3-6, SH1-3, 1B	FC5-4, 1-2f		5	1	0	0	0	1	6
Vance Law, R (1, 3) Herm Winningham, L (7, 8) OBP: 0.325, SLG: 0.368	FC6-4, 1-2f			5-3	6-3		SH1-3, 1-2		G3	3 1	0 0	0 0	0 0	0 0	0 0	2 0
Mitch Webster, S (1, 8) OBP: 0.279, SLG: 0.469 Steve Nicosia, R (7, 2) OBP: 0.254, SLG: 0.215		CS, 1B		SSS, K	HR		4-0, FC3-6, IBB		F9	3 1	1 0	2 0	1 0	1 0	1 0	0 0
Sal Butera, R (1, 2) OBP: 0.281, SLG: 0.288 Terry Francona, L (7, PH) OBP: 0.325, SLG: 0.369 (7, 3)	5-3, 1-2			HR	SH1-4, 1-2		FC3-6, 1B, 1-2f, 2-3		1B	3 2	1 1	2 1	1 0	0 0	0 0	1 2
Bryn Smith, R (1, 1) OBP: 0.217, SLG: 0.271 Scot Thompson, L (7, PH) OBP: 0.250, SLG: 0.288 Tim Burke, R (7, 1) OBP: 0.167, SLG: 0.167	E5			HR	SH1-4, 1-2		1B, 1-2, 3-H, 1B		5-3	2 1 1	1 0 0	1 1 0	1 1 0	0 0 0	0 0 0	0 0 1
Inning Stats	R: 1 E: 1 K: 0 S: 6 H: 2 LOB: 2 BB: 0 P: 6	R: 0 E: 1 K: 0 S: 4 H: 1 LOB: 1 BB: 0 P: 4	R: 0 E: 0 K: 0 S: 4 H: 2 LOB: 0 BB: 0 P: 4	R: 4 E: 0 K: 1 S: 10 H: 5 LOB: 2 BB: 1 P: 14	R: 1 E: 0 K: 0 S: 5 H: 2 LOB: 1 BB: 0 P: 5	R: 0 E: 0 K: 0 S: 3 H: 0 LOB: 0 BB: 0 P: 3	R: 2 E: 0 K: 1 S: 7 H: 2 LOB: 2 BB: 1 P: 11	R: 0 E: 0 K: 0 S: 4 H: 1 LOB: 1 BB: 0 P: 4	R: 0 E: 0 K: 0 S: 4 H: 1 LOB: 1 BB: 0 P: 4	1B: 13 2B: 0 3B: 0 HR: 3 SF: 0 SAC: 2 DP: 1 HBP: 0						

PITCHER		IP	WLS	BF	H	R	ER	SO	BB	IBB	HBP	BLK	WP	HR	S	P	ERA	WHIP
Ray Fontenot, L ERA: 3.38	(1, 1)	3.2		22	10	5	4	1	1	0	0	1	0	2	23	27	9.82	3.000
Lary Sorensen, R ERA: 5.06	(4, 1)	3.1	L	15	4	3	1	1	0	1	0	0	0	1	16	20	2.70	1.200
Warren Brusstar, R ERA: 4.77	(8, 1)	2.0		8	2	0	0	0	0	0	0	0	0	0	8	8	0.00	1.000

PITCHER	IP	WLS	BF	H	R	ER	SO	BB	IBB	HBP	BLK	WP	HR	S	P	ERA	WHIP

TOP

Montreal Expos @ Chicago Cubs

Wrigley Field, Chicago, IL

Wed Aug 14 1985, 3:33 AM CDT

Att. 30,055 - Unknown

livebaseballscorecards.com

AB	41
R	8
H	16
RBI	7
BB	2
SO	2
LOB	15

WP: 0 PB: 1 SB: 0 CS: 1 PA: 45

Batter	1	2	3	4	5	6	7	8	9	AB	R	H	RBI	BB	SO	LOB
Davey Lopes, R (1, 7) (8, 8) OBP: 0.393, SLG: 0.438	F8		HR 2B 1-3	F2 2-3			5-3		K	5	1	1	0	0	1	1
Billy Hatcher, R (1, 8) OBP: 0.327, SLG: 0.417	23 E 1B 1B		F7		G3		6-3			2	1	1	0	0	0	2
Bob Dernier, R (5, 8) OBP: 0.302, SLG: 0.301										2	0	0	0	0	0	0
Warren Brusstar, R (8, 1)										0	0	0	0	0	0	0
23 Ryne Sandberg, R (1, 4) OBP: 0.344, SLG: 0.468	K 1-3		F8		K			K		4	0	0	0	0	3	3
Keith Moreland, R (1, 9) OBP: 0.363, SLG: 0.424	3-H 1B		HR BB		HR			HBP		2	2	2	2	1	0	0
Ron Cey, R (1, 5) OBP: 0.314, SLG: 0.381	1-3		1-H 2-H 3-H HR		F8			F8		4	1	1	4	0	0	2
Chris Speier, R (9, 5) OBP: 0.301, SLG: 0.352										0	0	0	0	0	0	0
Leon Durham, L (1, 3) OBP: 0.351, SLG: 0.435		6-3	1B			4-3		F7		4	0	1	0	0	0	1
Jody Davis, R (1, 2) OBP: 0.289, SLG: 0.397		K	K			K			G3	4	0	0	0	0	3	1
Shawon Dunston, R (1, 6) OBP: 0.259, SLG: 0.308		5-3		F2 SH3-4 1B		6-3			HR	3	0	1	0	0	0	0
Richie Hebner, L (9, PH) OBP: 0.307, SLG: 0.330										1	1	1	1	0	0	0
Ray Fontenot, L (1, 1) OBP: 0.034, SLG: 0.034			E6 2B HR	SH3-4 1-2			6-3		F8	1	1	0	0	0	0	0
Lary Sorensen, R (4, 1)										0	0	0	0	0	0	0
Thad Bosley, L (7, PH) (8, 7) OBP: 0.353, SLG: 0.491										2	0	0	0	0	0	0
Inning Stats	R: 1 E: 1 K: 1 S: 7 H: 2 LOB: 1 BB: 0 P: 7	R: 0 E: 0 K: 1 S: 5 H: 0 LOB: 0 BB: 0 P: 5	R: 4 E: 1 K: 1 S: 9 H: 3 LOB: 1 BB: 1 P: 13	R: 0 E: 0 K: 0 S: 3 H: 1 LOB: 1 BB: 0 P: 3	R: 1 E: 0 K: 1 S: 6 H: 1 LOB: 0 BB: 0 P: 6	R: 0 E: 0 K: 1 S: 5 H: 0 LOB: 0 BB: 0 P: 5	R: 0 E: 0 K: 0 S: 3 H: 0 LOB: 0 BB: 0 P: 3	R: 0 E: 0 K: 1 S: 5 H: 0 LOB: 1 BB: 0 P: 6	R: 1 E: 0 K: 1 S: 6 H: 1 LOB: 0 BB: 0 P: 6	1B: 4 2B: 1 3B: 0 HR: 3	SF: 0 SAC: 1 DP: 0 HBP: 1						

PITCHER		IP	WLS	BF	H	R	ER	SO	BB	IBB	HBP	BLK	WP	HR	S	P	ERA	WHIP
Bryn Smith, R ERA: 2.77	(1, 1)	6.0	W	26	7	6	1	5	1	0	0	0	0	2	35	39	1.50	1.333
Tim Burke, R ERA: 1.59	(7, 1)	3.0	S	11	1	1	1	2	0	0	1	0	0	1	14	15	3.00	0.333

PITCHER	IP	WLS	BF	H	R	ER	SO	BB	IBB	HBP	BLK	WP	HR	S	P	ERA	WHIP

BOTTOM

Montreal Expos @ Chicago Cubs

Wrigley Field, Chicago, IL

Wed Aug 14 1985, 3:33 AM CDT

Att. 30,055 - Unknown

livebaseballscorecards.com

AB	34
R	7
H	8
RBI	7
BB	1
SO	7
LOB	10

Montreal Expos @ Chicago Cubs

Wrigley Field, Chicago, IL

Thu Aug 15 1985, 3:33 AM CDT

Att. 29,553 - Unknown

TOP

livebaseballscorecards.com

Batter	1	2	3	4	5	6	7	8	9	AB	R	H	RBI	BB	SO	LOB
Tim Raines, S (1, 7) OBP: 0.377, SLG: 0.427	F6	1-3 2-H 3-H 2B		G5-4-3 1-2f			2B		S 1B 2B	5	1	3	2	0	0	1
U L Washington, S (1, 4) OBP: 0.331, SLG: 0.389	F7	K			6-3		4-3		F8	5	0	0	0	0	1	4
Andre Dawson, R (1, 9) OBP: 0.317, SLG: 0.450	F7		FC1-4 2B		F4			1B E 1B	CS 2-H 1B	5	1	3	1	0	0	0
Hubie Brooks, R (1, 6) OBP: 0.315, SLG: 0.421		G3	FC1-4 HR 2-3		5-3			E 1-3 1B	CS 1-2	4	1	1	0	0	0	1
Tim Wallach, R (1, 5) OBP: 0.320, SLG: 0.442		1B 1B	K			3-1		E3 1-2 3-H		2	1	1	0	0	1	1
Terry Francona, L (3, 3) OBP: 0.322, SLG: 0.364										2	0	0	1	0	0	1
Vance Law, R (1, 3) (3, 5) OBP: 0.365, SLG: 0.407		BB 1B 2B 1-3 1B	1-H HR			F8		K		4	2	2	2	0	1	2
Mitch Webster, S (1, 8) OBP: 0.280, SLG: 0.465		BB 1-2 2B 3-H 1B	K			F4		K		3	1	1	1	0	1	0
Herm Winningham, L (7, 8) OBP: 0.324, SLG: 0.366										1	0	0	0	0	1	2
Steve Nicosia, R (1, 2) OBP: 0.253, SLG: 0.206	BBBB 2B 1-2 2-3 BB		K				F7	F8		3	0	0	0	1	1	2
Bill Gullickson, R (1, 1) OBP: 0.163, SLG: 0.186	F4		G5-4-3 1B				5-3		F7	3	0	1	0	0	0	3
Bert Roberge, R (7, 1)										0	0	0	0	0	0	0
Razor Shines, S (9, PH) OBP: 0.156, SLG: 0.129										1	0	0	0	0	0	0
Randy St. Claire, R (9, 1) OBP: 0.500, SLG: 0.250										0	0	0	0	0	0	0
Inning Stats	R: 0 E: 0 K: 0 S: 3 H: 0 LOB: 0 BB: 0 P: 3	R: 3 E: 0 K: 1 S: 9 H: 4 LOB: 2 BB: 1 P: 13	R: 2 E: 0 K: 2 S: 9 H: 2 LOB: 0 BB: 0 P: 9	R: 0 E: 0 K: 1 S: 5 H: 1 LOB: 0 BB: 0 P: 5	R: 0 E: 0 K: 0 S: 3 H: 0 LOB: 0 BB: 0 P: 3	R: 0 E: 0 K: 0 S: 3 H: 0 LOB: 0 BB: 0 P: 3	R: 0 E: 0 K: 0 S: 4 H: 1 LOB: 1 BB: 0 P: 4	R: 1 E: 1 K: 2 S: 10 H: 2 LOB: 2 BB: 0 P: 10	R: 1 E: 0 K: 0 S: 4 H: 2 LOB: 0 BB: 0 P: 4	1B: 7 2B: 4 3B: 0 HR: 1	SF: 0 SAC: 0 DP: 1 HBP: 0						

	AB	38
	R	7
	H	12
	RBI	7
	BB	1
	SO	6
	LOB	17

WP: 0 PB: 0 SB: 1 CS: 1 PA: 40

PITCHER	IP	WLS	BF	H	R	ER	SO	BB	IBB	HBP	BLK	WP	HR	S	P	ERA	WHIP
Steve Engel, L (1, 1) ERA: 9.9	7.0	L	29	8	5	5	4	1	0	0	0	0	1	36	40	6.43	1.286
George Frazier, R (8, 1) ERA: 5.13	2.0		10	4	2	2	2	0	0	0	0	0	0	14	14	9.00	2.000

PITCHER	IP	WLS	BF	H	R	ER	SO	BB	IBB	HBP	BLK	WP	HR	S	P	ERA	WHIP

Batter	1	2	3	4	5	6	7	8	9	AB	R	H	RBI	BB	SO	LOB
Davey Lopes, R (1, 8) OBP: 0.394, SLG: 0.437	5-3	FC6-4 1-2f			F6		S 23 1B 1B		1B	5	1	2	0	0	0	2
Gary Matthews, R (1, 7) OBP: 0.371, SLG: 0.406	F9		F8		23 1B 2B		SSS K 1-2		F8	5	1	1	0	0	1	2
23 Ryne Sandberg, R (1, 4) OBP: 0.348, SLG: 0.471	S 1B 1B		5-3		S 2-H 1B		2-H 1B			4	1	3	2	0	0	0
Keith Moreland, R (1, 9) OBP: 0.364, SLG: 0.427	1-H 1B		1B 2B		F7 1-2		F8			4	0	2	1	0	0	2
Leon Durham, L (1, 3) OBP: 0.350, SLG: 0.433	F8		2-3 1B		F6			F7		4	0	1	0	0	0	2
Jody Davis, R (1, 2) OBP: 0.286, SLG: 0.392		3-1	F7			F8		5-3		4	0	0	0	0	0	2
Chris Speier, R (1, 5) OBP: 0.294, SLG: 0.344		5-3		5-3		5-3		SSS K		4	0	0	0	0	1	0
Shawon Dunston, R (1, 6) OBP: 0.261, SLG: 0.321		2B		F9		F7			G4-3 1B	3	0	1	0	0	0	0
Thad Bosley, L (9, PH) OBP: 0.358, SLG: 0.495										1	0	1	0	0	0	0
Steve Engel, R (1, 1)	BBB	4-0		5-3			F7		G4-3 1-2f	1	0	0	0	1	0	0
Bob Dernier, R (7, PH) OBP: 0.301, SLG: 0.300		FC6-4 BB								1	0	0	0	0	0	0
George Frazier, R (8, 1)										0	0	0	0	0	0	0
Richie Hebner, L (9, PH) OBP: 0.304, SLG: 0.326										1	0	0	0	0	0	1
Inning Stats	R: 1 E: 0 K: 0 S: 5 H: 2 LOB: 1 BB: 0 P: 5	R: 0 E: 0 K: 0 S: 4 H: 1 LOB: 2 BB: 1 P: 8	R: 0 E: 0 K: 0 S: 5 H: 2 LOB: 2 BB: 0 P: 5	R: 0 E: 0 K: 0 S: 3 H: 0 LOB: 0 BB: 0 P: 3	R: 1 E: 0 K: 0 S: 5 H: 2 LOB: 1 BB: 0 P: 5	R: 0 E: 0 K: 0 S: 3 H: 0 LOB: 0 BB: 0 P: 3	R: 1 E: 0 K: 1 S: 7 H: 2 LOB: 1 BB: 0 P: 7	R: 0 E: 0 K: 1 S: 5 H: 0 LOB: 0 BB: 0 P: 5	R: 0 E: 0 K: 0 S: 4 H: 2 LOB: 1 BB: 0 P: 4	1B: 8 2B: 3 3B: 0 HR: 0 SF: 0 SAC: 0 DP: 1 HBP: 0						

PITCHER		IP	WLS	BF	H	R	ER	SO	BB	IBB	HBP	BLK	WP	HR	S	P	ERA	WHIP
Bill Gullickson, R ERA: 3.55	(1, 1)	6.2	W	30	9	3	3	1	1	0	0	0	0	0	31	35	4.05	1.500
Bert Roberge, R ERA: 2.4	(7, 1)	1.1		4	0	0	0	1	0	0	0	0	0	0	6	6	0.00	0.000
Randy St. Claire, R ERA: 2.76	(9, 1)	1.0		4	2	0	0	0	0	0	0	0	0	0	4	4	0.00	2.000

PITCHER	IP	WLS	BF	H	R	ER	SO	BB	IBB	HBP	BLK	WP	HR	S	P	ERA	WHIP

BOTTOM

Montreal Expos @ Chicago Cubs

Wrigley Field, Chicago, IL

Thu Aug 15 1985, 3:33 AM CDT

Att. 29,553 - Unknown

livebaseballscorecards.com

AB	37
R	3
H	11
RBI	3
BB	1
SO	2
LOB	11

Batter	1	2	3	4	5	6	7	8	9	AB	R	H	RBI	BB	SO	LOB
Tim Raines, S (1, 7) OBP: 0.374, SLG: 0.423	F9		F7			F7		L6		4	0	0	0	0	0	1
Vance Law, R (1, 4) OBP: 0.362, SLG: 0.403	F9			F8		5-3			F8	4	0	0	0	0	0	0
Andre Dawson, R (1, 9) OBP: 0.317, SLG: 0.448	1B			5-3			5-3		K	4	0	1	0	0	1	0
Hubie Brooks, R (1, 6) OBP: 0.312, SLG: 0.417	F3			1-3			6-3		F7	4	0	0	0	0	0	1
Terry Francona, L (1, 3) OBP: 0.322, SLG: 0.364		3-1			FC6-4 1B		F5			3	0	1	0	0	0	0
Tim Wallach, R (1, 5) OBP: 0.318, SLG: 0.438		F7			FC6-4 FC6-4 1-2f			K		3	0	0	0	0	1	1
Herm Winningham, L (1, 8) OBP: 0.324, SLG: 0.370		F5			F9			1B 2B		3	1	1	0	0	0	1
Steve Nicosia, R (1, 2) OBP: 0.244, SLG: 0.197			F9		FC6-4 1-2f			F9		3	0	0	0	0	0	2
Bill Laskey, R (1, 1) OBP: 0.222, SLG: 0.125 Gary Lucas, L (4, 1) Mitch Webster, S (6, PH) OBP: 0.278, SLG: 0.460 Randy St. Claire, R (6, 1) OBP: 0.500, SLG: 0.250 Scot Thompson, L (8, PH) OBP: 0.256, SLG: 0.294 Tim Burke, R (8, 1) OBP: 0.167, SLG: 0.167			G3			6-3		2-H 1B		1 0 1 0 1 0	0 0 0 0 0 0	0 0 0 0 1 0	0 0 0 0 1 0	0 0 0 0 0 0	0 0 0 0 0 0	0 0 0 0 0 0
Inning Stats	R: 0 E: 0 K: 0 S: 4 H: 1 LOB: 1 BB: 0 P: 4	R: 0 E: 0 K: 0 S: 3 H: 0 LOB: 0 BB: 0 P: 3	R: 0 E: 0 K: 0 S: 3 H: 0 LOB: 0 BB: 0 P: 3	R: 0 E: 0 K: 0 S: 3 H: 0 LOB: 0 BB: 0 P: 3	R: 0 E: 0 K: 0 S: 4 H: 1 LOB: 1 BB: 0 P: 4	R: 0 E: 0 K: 0 S: 3 H: 0 LOB: 0 BB: 0 P: 3	R: 0 E: 0 K: 0 S: 3 H: 0 LOB: 0 BB: 0 P: 3	R: 1 E: 0 K: 1 S: 7 H: 2 LOB: 1 BB: 0 P: 7	R: 0 E: 0 K: 1 S: 5 H: 0 LOB: 0 BB: 0 P: 5	1B: 3 2B: 1 3B: 0 HR: 0	SF: 0 SAC: 0 DP: 0 HBP: 0						

PITCHER	IP	WLS	BF	H	R	ER	SO	BB	IBB	HBP	BLK	WP	HR	S	P	ERA	WHIP
Bob Forsch, R (1, 1) ERA: 4.0	9.0	W	31	4	1	1	2	0	0	0	0	0	0	35	35	1.00	0.444

PITCHER	IP	WLS	BF	H	R	ER	SO	BB	IBB	HBP	BLK	WP	HR	S	P	ERA	WHIP

TOP

Montreal Expos @ St. Louis Cardinals

Busch Stadium, St. Louis, MO

Fri Aug 16 1985, 7:05 PM CDT

Att. 40,873 - Unknown

livebaseballscorecards.com

AB	31
R	1
H	4
RBI	1
BB	0
SO	2
LOB	6

1B: 3 2B: 1 3B: 0 HR: 0 SF: 0 SAC: 0 DP: 0 HBP: 0

WP: 0 PB: 0 SB: 0 CS: 0 PA: 31

BOTTOM

Batter	1	2	3	4	5	6	7	8	9	AB	R	H	RBI	BB	SO	LOB
Vince Coleman, S (1, 7) OBP: 0.320, SLG: 0.347	6-3	FC6-4 1-2f		K			4-3			4	0	0	0	0	1	2
Andy Van Slyke, L (1, 8) OBP: 0.336, SLG: 0.446	F9		1-3		5-3 1B 2B		F8			4	1	1	0	0	0	0
Tom Herr, S (1, 4) OBP: 0.400, SLG: 0.428	4-3		BBB G6-4-3 BB		5-3 2-3		1B			3	0	1	0	1	0	1
Jack Clark, R (1, 3) OBP: 0.394, SLG: 0.518		HR	G6-4-3 1-2f		1B IBB		F6			3	1	1	1	1	0	2
Darrell Porter, L (1, 2) OBP: 0.303, SLG: 0.416		F8		3-1	0-3 1-2 3-H 1B			G4-1		4	0	1	1	0	0	0
Terry Pendleton, S (1, 5) OBP: 0.255, SLG: 0.282		BBBB 2B BB		BBBB HR BB	9-3 1-2f			BBBB 1B BB		1	2	0	0	3	0	2
Tito Landrum, R (1, 9) OBP: 0.355, SLG: 0.450		F8		1-H HR		4-3		K		4	1	1	2	0	1	2
Ozzie Smith, S (1, 6) OBP: 0.337, SLG: 0.353		1-H 1B 2B		SH1-4 1B		G3		1-3 1B		4	1	3	1	0	0	0
Bob Forsch, R (1, 1) OBP: 0.280, SLG: 0.440		2-H FC6-4 1B		SH1-4 1-2		K		K		3	0	1	1	0	2	2
Inning Stats	R: 0 E: 0 K: 0 S: 3 H: 0 LOB: 0 BB: 0 P: 3	R: 3 E: 0 K: 0 S: 6 H: 3 LOB: 1 BB: 1 P: 10	R: 0 E: 0 K: 0 S: 2 H: 0 LOB: 0 BB: 1 P: 6	R: 2 E: 0 K: 1 S: 7 H: 2 LOB: 1 BB: 1 P: 11	R: 1 E: 0 K: 0 S: 4 H: 2 LOB: 1 BB: 1 P: 8	R: 0 E: 0 K: 1 S: 5 H: 0 LOB: 0 BB: 0 P: 5	R: 0 E: 0 K: 0 S: 4 H: 1 LOB: 1 BB: 0 P: 4	R: 0 E: 0 K: 2 S: 8 H: 1 LOB: 2 BB: 1 P: 12		1B: 5 2B: 3 3B: 0 HR: 2 SF: 0 SAC: 1 DP: 2 HBP: 0						

PITCHER		IP	WLS	BF	H	R	ER	SO	BB	IBB	HBP	BLK	WP	HR	S	P	ERA	WHIP
Bill Laskey, R ERA: 3.98	(1, 1)	3.1	L	17	5	5	5	0	3	0	0	0	0	2	14	26	13.50	2.400
Gary Lucas, L ERA: 2.89	(4, 1)	1.2		7	2	1	1	1	0	1	0	0	0	0	8	12	5.40	1.200
Randy St. Claire, R ERA: 2.64	(6, 1)	2.0		7	1	0	0	1	0	0	0	0	0	0	9	9	0.00	0.500
Tim Burke, R ERA: 1.58	(8, 1)	1.0		5	1	0	0	2	1	0	0	0	0	0	8	12	0.00	2.000

PITCHER	IP	WLS	BF	H	R	ER	SO	BB	IBB	HBP	BLK	WP	HR	S	P	ERA	WHIP

Montreal Expos @ St. Louis Cardinals

Busch Stadium, St. Louis, MO

Fri Aug 16 1985, 7:05 PM CDT

Att. 40,873 - Unknown

livebaseballscorecards.com

AB	30
R	6
H	9
RBI	6
BB	5
SO	4
LOB	11

WP: 0 PB: 0 SB: 0 CS: 0 PA: 36

Batter	1	2	3	4	5	6	7	8	9	AB	R	H	RBI	BB	SO	LOB
Tim Raines, S (1, 7) OBP: 0.376, SLG: 0.424	F8		5-3			E 1B 1B		SH S SF7 1B	FC6-4 IBB	4	2	2	0	1	0	0
U L Washington, S (1, 4) OBP: 0.326, SLG: 0.382	6-3		F5			E3 G5-4-3 1B 1-3		SH 1-3	FC6-4 1-2f	3	0	0	0	0	0	1
Terry Francona, L (7, 3) OBP: 0.320, SLG: 0.361										1	0	0	0	0	0	2
Andre Dawson, R (1, 9) OBP: 0.316, SLG: 0.447	F3		5-3			G5-4-3 1-2 3-H 1B		SF7 3-H		3	0	1	2	0	0	0
Hubie Brooks, R (1, 6) OBP: 0.309, SLG: 0.413		6-3		S S S K		G5-4-3 1-2f 2-3		S S S K		4	0	0	0	0	2	3
Tim Wallach, R (1, 5) OBP: 0.317, SLG: 0.436		2B 1B 1B		F7		5-3		F4		4	1	1	0	0	0	2
Vance Law, R (1, 3) (7, 4) OBP: 0.365, SLG: 0.409		1-3 1B 2B		F4			FC6-4 1B		6-3 SH1-4 3B 1B	4	2	3	0	0	0	0
Mitch Webster, S (1, 8) OBP: 0.288, SLG: 0.466		6-3 2-H 3-H 1B			G5-4-3 1B		FC6-4 CS 1-2f		SH1-4 1-2	3	0	2	2	0	0	1
Herm Winningham, L (7, 8) OBP: 0.324, SLG: 0.370										0	0	0	0	0	0	0
Sal Butera, R (1, 2) OBP: 0.284, SLG: 0.290		6-3 2-3			G5-4-3 1-2f		1-2 1B		6-3 2-3	3	0	1	0	0	0	2
Mike Fitzgerald, R (9, PH) (9, 2) OBP: 0.296, SLG: 0.281										1	0	0	0	0	0	1
Floyd Youmans, R (1, 1)		F9			F6		F8		3B 3-H	3	0	0	0	0	0	2
Jeff Reardon, R (8, 1) OBP: 0.167, SLG: 0.167										0	0	0	0	0	0	0
Tim Burke, R (8, 1) OBP: 0.167, SLG: 0.167										0	0	0	0	0	0	0
Jim Wohlford, R (9, PH) OBP: 0.291, SLG: 0.296										1	0	1	1	0	0	0
Gary Lucas, L (9, 1)										0	0	0	0	0	0	0
Inning Stats	R: 0 E: 0 K: 0 S: 3 H: 0 LOB: 0 BB: 0 P: 3	R: 2 E: 0 K: 0 S: 6 H: 3 LOB: 1 BB: 0 P: 6	R: 0 E: 0 K: 0 S: 3 H: 0 LOB: 0 BB: 0 P: 3	R: 0 E: 0 K: 1 S: 5 H: 0 LOB: 0 BB: 0 P: 5	R: 0 E: 0 K: 0 S: 3 H: 1 LOB: 0 BB: 0 P: 3	R: 1 E: 1 K: 0 S: 5 H: 2 LOB: 1 BB: 0 P: 5	R: 0 E: 0 K: 0 S: 4 H: 2 LOB: 1 BB: 0 P: 4	R: 1 E: 1 K: 1 S: 7 H: 1 LOB: 1 BB: 0 P: 7	R: 1 E: 0 K: 0 S: 5 H: 2 LOB: 2 BB: 1 P: 9	1B: 9 2B: 1 3B: 1 HR: 0	SF: 1 SAC: 2 DP: 2 HBP: 0						

PITCHER	IP	WLS	BF	H	R	ER	SO	BB	IBB	HBP	BLK	WP	HR	S	P	ERA	WHIP
John Tudor, L (1, 1) ERA: 2.13	7.0		27	8	3	3	1	0	0	0	0	0	0	29	29	3.86	1.143
Bill Campbell, R (8, 1) ERA: 4.18	1.0	L	6	2	2	2	1	0	0	0	0	0	0	8	8	18.00	2.000
Ken Dayley, L (9, 1) ERA: 2.22	1.0		5	1	0	0	0	0	1	0	0	0	0	4	8	0.00	1.000

PITCHER	IP	WLS	BF	H	R	ER	SO	BB	IBB	HBP	BLK	WP	HR	S	P	ERA	WHIP

TOP

Montreal Expos @ St. Louis Cardinals

Busch Stadium, St. Louis, MO

Sat Aug 17 1985, 7:05 PM CDT
Att. 45,093 - Unknown

livebaseballscorecards.com

AB	34
R	5
H	11
RBI	5
BB	1
SO	2
LOB	14

Montreal Expos @ St. Louis Cardinals

Busch Stadium, St. Louis, MO

Sat Aug 17 1985, 7:05 PM CDT

Att. 45,093 - Unknown

BOTTOM

Batter	1	2	3	4	5	6	7	8	9	AB	R	H	RBI	BB	SO	LOB
Vince Coleman, S (1, 7) OBP: 0.320, SLG: 0.346	G3 S 1B 1B		6-3		5-3 1-2		F8		SH3-4 1-2	4	1	1	0	0	0	2
Andy Van Slyke, L (1, 8) OBP: 0.334, SLG: 0.442	SSS K 1-2		F8		F6			6-3 1B 1B	3-1 2-3	5	1	1	0	0	1	5
Tom Herr, S (1, 4) OBP: 0.398, SLG: 0.423	G3 2-3		BBB S BB		5-3			6-3 1-2	F7	4	0	0	0	1	0	6
Jack Clark, R (1, 3) (9, 9) OBP: 0.395, SLG: 0.516	3-H 1B		SSS K 1-2			5-3		BBBB BB 1B BB		3	1	1	1	1	1	1
Darrell Porter, L (1, 2) OBP: 0.302, SLG: 0.411	F3			F9		F8		BB BB 1-2 2-H CS 1B		4	0	1	1	0	0	1
Terry Pendleton, S (1, 5) OBP: 0.257, SLG: 0.283		G3 1B		SSS K		F9		BBBB CS BB 1-2 2-3 BB		3	0	1	0	1	1	0
Tito Landrum, R (1, 9) OBP: 0.355, SLG: 0.456 Mike Jorgensen, L (8, PH) (9, 3) OBP: 0.400, SLG: 0.316	SSS K 1			5-3			F3 WP 2B	BBBB CS 1-2 2-3 3-H BB		3 0	1 0	1 0	0 0	0 1	1 1	1 0
Ozzie Smith, S (1, 6) OBP: 0.336, SLG: 0.350		G3 1-2			BBBB S BB		F3 2-3	L5 1-2 2-3 3-H		3	0	0	0	1	0	5
John Tudor, L (1, 1) OBP: 0.183, SLG: 0.194 Steve Braun, L (7, PH) OBP: 0.333, SLG: 0.362 Bill Campbell, R (8, 1) OBP: 0.625, SLG: 0.400 Ken Dayley, L (9, 1) OBP: 0.250, SLG: 0.250 Brian Harper, R (9, PH) OBP: 0.323, SLG: 0.345 Tom Lawless, R (9, PR) OBP: 0.236, SLG: 0.216		SSS K			BBBB 5-3 1-3 BB		G3 3-H		3-1 SH3-4 1B	1 1 0 0 1 0 0	0 0 0 0 0 1 0	0 0 0 0 0 0 0	1 0 0 0 0 0 0	1 0 0 0 0 0 0	1 0 0 0 0 0 0	1 0 0 0 0 0 0
Inning Stats	R: 1 H: 2 E: 0 LOB: 1 K: 1 BB: 0 S: 7 P: 7	R: 0 H: 1 E: 0 LOB: 1 K: 2 BB: 0 S: 8 P: 8	R: 0 H: 0 E: 0 LOB: 1 K: 1 BB: 1 S: 5 P: 9	R: 0 H: 0 E: 0 LOB: 0 K: 1 BB: 0 S: 5 P: 5	R: 0 H: 0 E: 0 LOB: 2 K: 0 BB: 2 S: 3 P: 11	R: 0 H: 0 E: 0 LOB: 0 K: 0 BB: 0 S: 3 P: 3	R: 1 H: 1 E: 0 LOB: 0 K: 0 BB: 0 S: 4 P: 4	R: 2 H: 2 E: 0 LOB: 2 K: 0 BB: 3 S: 4 P: 16	R: 0 H: 1 E: 0 LOB: 2 K: 0 BB: 0 S: 4 P: 4	1B: 6 SF: 0 2B: 1 SAC: 1 3B: 0 DP: 0 HR: 0 HBP: 0						

livebaseballscorecards.com

AB	32
R	4
H	7
RBI	3
BB	6
SO	5
LOB	22

WP: 1 PA: 39
PB: 0
SB: 4
CS: 3

PITCHER		IP	WLS	BF	H	R	ER	SO	BB	IBB	HBP	BLK	WP	HR	S	P	ERA	WHIP
Floyd Youmans, R ERA: 1.9	(1, 1)	7.0		28	4	2	2	5	3	0	0	0	1	0	35	47	2.57	1.000
Jeff Reardon, R ERA: 2.7	(8, 1)	0.1		6	2	2	2	0	3	0	0	0	0	0	3	15	54.00	15.000
Tim Burke, R ERA: 1.56	(8, 1)	0.2	W	1	0	0	0	0	0	0	0	0	0	0	1	1	0.00	0.000
Gary Lucas, L ERA: 2.82	(9, 1)	1.0	S	4	1	0	0	0	0	0	0	0	0	0	4	4	0.00	1.000

PITCHER	IP	WLS	BF	H	R	ER	SO	BB	IBB	HBP	BLK	WP	HR	S	P	ERA	WHIP

Batter	1	2	3	4	5	6	7	8	9	10	AB	R	H	RBI	BB	SO	LOB
Tim Raines, S (1, 7) OBP: 0.381, SLG: 0.428	1B		BB				IBB			2B	3	2	2	0	2	0	2
Vance Law, R (1, 4) OBP: 0.366, SLG: 0.413	K 1-3		SF8 1-H 3B		5-3		G6-4-3 1-2f			BB	4	2	1	1	1	1	3
Andre Dawson, R (1, 9) OBP: 0.312, SLG: 0.442	F3		SF8 3-H		F5			F8		G3 1-2 2-3	4	0	0	1	0	0	3
Hubie Brooks, R (1, 6) OBP: 0.308, SLG: 0.410	6-3		5-3		F3			1-3		IBB	4	0	0	0	1	0	1
Terry Francona, L (1, 3) OBP: 0.322, SLG: 0.368		F8	F7			4-3		2B		G5-4-3 1-3 2-H 3-H	5	0	2	2	0	0	0
Tim Wallach, R (1, 5) OBP: 0.316, SLG: 0.433		HR		E6 S		6-3		1-3		G5-4-3 1-2f	5	1	1	0	0	0	3
Herm Winningham, L (1, 8) OBP: 0.319, SLG: 0.364		F9		K		K			F4		4	0	0	0	0	2	2
Sal Butera, R (1, 2) OBP: 0.300, SLG: 0.344		1-H HR		F8 1-2				1-3	G4-6-3		2	1	1	2	1	0	1
Mitch Webster, S (7, PR) OBP: 0.288, SLG: 0.466											0	0	0	0	0	0	0
Mike Fitzgerald, R (7, 2) OBP: 0.298, SLG: 0.281											0	0	0	0	1	0	0
U L Washington, S (9, PR) OBP: 0.326, SLG: 0.382											0	0	0	0	0	0	0
Steve Nicosia, R (9, 2) OBP: 0.244, SLG: 0.197											0	0	0	0	0	0	0
Joe Hesketh, R (1, 1) OBP: 0.140, SLG: 0.091		K		BB				1-3	G4-6-3		1	0	0	0	1	1	0
Razor Shines, S (7, PH) OBP: 0.152, SLG: 0.125											1	0	0	0	0	0	1
Bert Roberge, R (7, 1)											0	0	0	0	0	0	0
Scot Thompson, L (9, PH) OBP: 0.254, SLG: 0.292											1	0	0	0	0	0	1
Gary Lucas, L (9, 1)											0	0	0	0	0	0	0
Jeff Reardon, R (10, 1) OBP: 0.167, SLG: 0.167											0	0	0	0	0	0	0
Inning Stats	R: 0 E: 0 K: 1 S: 6 / H: 1 LOB: 1 BB: 0 P: 6	R: 2 E: 0 K: 1 S: 7 / H: 2 LOB: 0 BB: 0 P: 7	R: 2 E: 0 K: 0 S: 4 / H: 1 LOB: 0 BB: 1 P: 8	R: 0 E: 1 K: 1 S: 6 / H: 0 LOB: 2 BB: 1 P: 10	R: 0 E: 0 K: 0 S: 3 / H: 0 LOB: 0 BB: 0 P: 3	R: 0 E: 0 K: 1 S: 5 / H: 0 LOB: 0 BB: 0 P: 5	R: 0 E: 0 K: 0 S: 2 / H: 0 LOB: 2 BB: 2 P: 10	R: 0 E: 0 K: 0 S: 4 / H: 1 LOB: 1 BB: 0 P: 4	R: 0 E: 0 K: 0 S: 2 / H: 0 LOB: 1 BB: 1 P: 6	R: 2 E: 0 K: 0 S: 4 / H: 2 LOB: 1 BB: 2 P: 12	1B: 3 2B: 2 3B: 1 HR: 1	SF: 1 SAC: 0 DP: 3 HBP: 0					

PITCHER		IP	WLS	BF	H	R	ER	SO	BB	IBB	HBP	BLK	WP	HR	S	P	ERA	WHIP
Joaquin Andujar, R ERA: 2.76	(1, 1)	9.1	L	39	6	6	6	4	5	1	0	0	0	1	41	65	5.79	1.179
Ken Dayley, L ERA: 2.22	(10, 1)	0.0		2	1	0	0	0	0	1	0	0	0	0	1	5	∞	∞
Jeff Lahti, R ERA: 2.25	(10, 1)	0.2		1	0	0	0	0	0	0	0	0	0	0	1	1	0.00	0.000

PITCHER	IP	WLS	BF	H	R	ER	SO	BB	IBB	HBP	BLK	WP	HR	S	P	ERA	WHIP

TOP

Montreal Expos @ St. Louis Cardinals

Busch Stadium, St. Louis, MO

Sun Aug 18 1985, 3:33 AM CDT
Att. 39,813 - Unknown

livebaseballscorecards.com

AB	34
R	6
H	7
RBI	6
BB	7
SO	4
LOB	17

WP: 0	PA: 42	1B: 3	SF: 1
PB: 0		2B: 2	SAC: 0
SB: 2		3B: 1	DP: 3
CS: 0		HR: 1	HBP: 0

Batter	1	2	3	4	5	6	7	8	9	10	AB	R	H	RBI	BB	SO	LOB
Vince Coleman, S (1, 7) OBP: 0.319, SLG: 0.347	0-0 1B 2B	0-3 K			0-0 L4		0-0 F8			0-3 K	5	1	1	0	0	2	2
Ozzie Smith, S (1, 6) OBP: 0.336, SLG: 0.351	0-0 S 3B 1B 2-H		0-0 F7		0-0 6-3		0-0 2-6 1-2	0-0 F8		0-0 BB 1B BB 1B	5	2	2	1	0	0	0
Tom Herr, S (1, 4) OBP: 0.398, SLG: 0.430	0-0 F9		0-0 F3			0-0 G3		0-0 HR		0-0 BB BB 1B 1-2	5	1	2	1	0	0	1
Jack Clark, R (1, 3) OBP: 0.397, SLG: 0.516	0-3 K		4-0 FC5-4 BB			0-0 2B 1B		0-0 1B 1B		0-0 F8	4	1	2	0	1	1	3
Tito Landrum, R (1, 9) OBP: 0.359, SLG: 0.483 Steve Braun, L (10, PH) OBP: 0.345, SLG: 0.362 Tom Lawless, R (10, PR) OBP: 0.236, SLG: 0.216	0-0 1-H 3B		0-0 FC5-4 1-2f			0-0 1-H 2B		0-0 F4		4-0 BB 1-2 2-3 BB	4 0 0	0 0 0	2 0 0	2 0 0	0 1 0	0 0 0	2 0 0
Terry Pendleton, S (1, 5) OBP: 0.259, SLG: 0.282	0-0 5-3			0-0 L5		0-3 K		0-0 1B 1-3		4-0 BB 1-2 2-3 3-H BB	4	0	1	1	1	1	2
Andy Van Slyke, L (1, 8) OBP: 0.332, SLG: 0.438		0-0 4-3		0-0 5-3 S CS 1B		0-0 4-3			0-0 4-3	0-3 K	5	0	1	0	0	1	4
Tom Nieto, R (1, 2) OBP: 0.299, SLG: 0.270 Darrell Porter, L (7, PH) OBP: 0.305, SLG: 0.408 (8, 2)		0-0 2B		0-0 5-3 1-3			4-0 FC3-6 BB		0-3 K		2 1	0 0	1 0	0 0	0 1	0 1	1 0
Joaquin Andujar, S (1, 1) OBP: 0.171, SLG: 0.143 Ken Dayley, L (10, 1) OBP: 0.250, SLG: 0.250 Jeff Lahti, R (10, 1)		0-3 K		0-0 CS 3-H	0-3 K		0-0 FC3-6 2-6 1-2f		0-3 K		4 0 0	0 0 0	0 0 0	0 0 0	0 0 0	3 0 0	2 0 0
Inning Stats	R: 2 H: 3 E: 0 LOB: 1 K: 1 BB: 0 S: 8 P: 8	R: 0 H: 1 E: 0 LOB: 1 K: 2 BB: 0 S: 8 P: 8	R: 0 H: 0 E: 0 LOB: 1 K: 0 BB: 1 S: 3 P: 7	R: 0 H: 1 E: 0 LOB: 0 K: 0 BB: 0 S: 3 P: 3	R: 0 H: 0 E: 0 LOB: 0 K: 1 BB: 0 S: 5 P: 5	R: 1 H: 2 E: 0 LOB: 1 K: 1 BB: 0 S: 7 P: 7	R: 0 H: 0 E: 0 LOB: 1 K: 0 BB: 1 S: 2 P: 6	R: 1 H: 3 E: 0 LOB: 2 K: 0 BB: 0 S: 5 P: 5	R: 0 H: 0 E: 0 LOB: 0 K: 2 BB: 0 S: 7 P: 7	R: 1 H: 2 E: 0 LOB: 3 K: 2 BB: 2 S: 9 P: 17	1B: 7 2B: 3 3B: 1 HR: 1	SF: 0 SAC: 0 DP: 0 HBP: 0					

PITCHER		IP	WLS	BF	H	R	ER	SO	BB	IBB	HBP	BLK	WP	HR	S	P	ERA	WHIP
Joe Hesketh, L ERA: 2.52	(1, 1)	6.0		25	7	3	3	5	1	0	0	0	0	0	34	38	4.50	1.333
Bert Roberge, R ERA: 2.49	(7, 1)	2.0		9	3	1	1	0	1	0	0	0	0	1	7	11	4.50	2.000
Gary Lucas, L ERA: 2.93	(9, 1)	1.1	W	6	2	1	1	3	0	0	0	0	0	0	12	12	6.75	1.500
Jeff Reardon, R ERA: 2.67	(10, 1)	0.2	S	4	0	0	0	1	2	0	0	0	0	0	4	12	0.00	3.000

PITCHER	IP	WLS	BF	H	R	ER	SO	BB	IBB	HBP	BLK	WP	HR	S	P	ERA	WHIP

BOTTOM

Montreal Expos @ St. Louis Cardinals

Busch Stadium, St. Louis, MO

Sun Aug 18 1985, 3:33 AM CDT
Att. 39,813 - Unknown

livebaseballscorecards.com

AB	39
R	5
H	12
RBI	5
BB	4
SO	9
LOB	17

1B: 7 SF: 0
2B: 3 SAC: 0
3B: 1 DP: 0
HR: 1 HBP: 0

WP: 0 PA: 44
PB: 0
SB: 3
CS: 1

Batter	1	2	3	4	5	6	7	8	9	AB	R	H	RBI	BB	SO	LOB
Lenny Dykstra, L (1, 8) OBP: 0.340, SLG: 0.332	4-3			7-2 1B		F9		4-3 2-3		4	0	1	0	0	0	1
Wally Backman, S (1, 4) OBP: 0.351, SLG: 0.385	K			1-3 1B		F8		3-H 2B		4	0	2	1	0	1	0
Keith Hernandez, L (1, 3) OBP: 0.379, SLG: 0.427	L5			7-2 3-Hf		K		IBB		3	0	0	0	1	1	2
Gary Carter, R (1, 2) OBP: 0.352, SLG: 0.431		F8		F9			6-3	F9		4	0	0	0	0	0	3
Darryl Strawberry, L (1, 9) OBP: 0.379, SLG: 0.530		6-3			4-3		4-3 BB	K		3	0	0	0	1	1	2
George Foster, R (1, 7) OBP: 0.320, SLG: 0.465		K			5-3		4-3 1-2		E9	4	0	0	0	0	1	1
Howard Johnson, S (1, 5) OBP: 0.300, SLG: 0.345			F7		2B		FC6-4 IBB		3-1	3	0	1	0	1	0	0
Rafael Santana, R (1, 6) OBP: 0.281, SLG: 0.289			6-3		FC6-4 IBB		FC6-4 1-2f		K	3	0	0	0	1	1	2
Ron Darling, R (1, 1) OBP: 0.213, SLG: 0.267			K		FC6-4 1-2f			4-3 2B 2B		2	0	0	0	0	1	2
Danny Heep, L (8, PH) OBP: 0.333, SLG: 0.434										1	1	1	0	0	0	0
Roger McDowell, R (8, 1) OBP: 0.214, SLG: 0.154										0	0	0	0	0	0	0

TOP

New York Mets @ Montreal Expos

Olympic Stadium, Montreal, QB

Mon Aug 19 1985, 7:05 PM EDT

Att. 30,009 - Unknown

livebaseballscorecards.com

AB	31
R	1
H	5
RBI	1
BB	4
SO	6
LOB	13

Inning Stats	1	2	3	4	5	6	7	8	9
R	0	0	0	0	0	0	0	1	0
E	0	0	0	0	0	0	0	0	1
K	1	1	1	0	0	1	0	1	1
S	5	5	5	4	4	5	3	7	5
H	0	0	0	2	1	0	0	2	0
LOB	0	0	0	1	2	0	2	2	0
BB	0	0	0	0	1	0	2	1	0
P	5	5	5	4	8	5	11	11	5

1B	2
2B	4
3B	0
HR	0
SF	0
SAC	0
DP	1
HBP	0

WP	0
PB	0
SB	0
CS	0
PA	35

PITCHER	IP	WLS	BF	H	R	ER	SO	BB	IBB	HBP	BLK	WP	HR	S	P	ERA	WHIP
Bryn Smith, R (1, 1) ERA: 2.65	7.0		26	3	0	0	4	1	2	0	0	0	0	31	43	0.00	0.571
Tim Burke, R (8, 1) ERA: 1.63	2.0	L	9	2	1	1	2	0	1	0	0	0	0	12	16	4.50	1.000

PITCHER	IP	WLS	BF	H	R	ER	SO	BB	IBB	HBP	BLK	WP	HR	S	P	ERA	WHIP

New York Mets @ Montreal Expos

Olympic Stadium, Montreal, QB

Mon Aug 19 1985, 7:05 PM EDT

Att. 30,009 - Unknown

livebaseballscorecards.com

BOTTOM

Batter	1	2	3	4	5	6	7	8	9	AB	R	H	RBI	BB	SO	LOB
Tim Raines, S (1, 7) OBP: 0.380, SLG: 0.425	F7		BB		F6		4-3			3	0	0	0	1	0	4
Vance Law, R (1, 4) OBP: 0.364, SLG: 0.411	1B		F8			F8		L4		4	0	1	0	0	0	1
Andre Dawson, R (1, 9) OBP: 0.314, SLG: 0.446	F4			CS BB		3B		6-3		3	0	1	0	1	0	1
Hubie Brooks, R (1, 6) OBP: 0.308, SLG: 0.407	K			8-6-3 1-2 BB		K		F4		3	0	0	0	1	2	2
Terry Francona, L (1, 3) OBP: 0.315, SLG: 0.360		G3		8-6-3 1-2f		1-3			6-3	4	0	0	0	0	0	2
Tim Wallach, R (1, 5) OBP: 0.313, SLG: 0.429		K			5-3		F5		6-3	4	0	0	0	0	1	0
Herm Winningham, L (1, 8) OBP: 0.318, SLG: 0.362		4-3			F7		BLK 1B		K	4	0	1	0	0	1	0
Mike Fitzgerald, R (1, 2) OBP: 0.298, SLG: 0.281			4-3		BB 1B		6-3 1-2			3	0	1	0	0	0	1
Bryn Smith, R (1, 1) OBP: 0.226, SLG: 0.267			F8		1-2 BB		BB			1	0	0	0	1	0	0
Scot Thompson, L (7, PH) OBP: 0.260, SLG: 0.292										0	0	0	0	1	0	0
Tim Burke, R (8, 1) OBP: 0.167, SLG: 0.167										0	0	0	0	0	0	0

Inning Stats	1	2	3	4	5	6	7	8	9
	R: 0 H: 1 E: 0 LOB: 1 K: 1 BB: 0 S: 6 P: 6	R: 0 H: 0 E: 0 LOB: 0 K: 1 BB: 0 S: 5 P: 5	R: 0 H: 0 E: 0 LOB: 1 K: 0 BB: 1 S: 3 P: 7	R: 0 H: 0 E: 0 LOB: 0 K: 0 BB: 2 S: 1 P: 9	R: 0 H: 1 E: 0 LOB: 2 K: 0 BB: 1 S: 4 P: 8	R: 0 H: 1 E: 0 LOB: 1 K: 1 BB: 0 S: 6 P: 6	R: 0 H: 1 E: 0 LOB: 2 K: 0 BB: 1 S: 4 P: 8	R: 0 H: 0 E: 0 LOB: 0 K: 0 BB: 0 S: 3 P: 3	R: 0 H: 0 E: 0 LOB: 0 K: 1 BB: 0 S: 5 P: 5

AB	29
R	0
H	4
RBI	0
BB	5
SO	4
LOB	11

	1B	SF	WP	PA	34
	2B: 1	SAC: 0	PB: 0		
	3B: 1	DP: 1	SB: 0		
	HR: 0	HBP: 0	CS: 1		

PITCHER		IP	WLS	BF	H	R	ER	SO	BB	IBB	HBP	BLK	WP	HR	S	P	ERA	WHIP
Ron Darling, R ERA: 2.81	(1, 1)	7.0	W	28	4	0	0	3	5	0	0	1	0	0	29	49	0.00	1.286
Roger McDowell, R ERA: 2.92	(8, 1)	2.0	S	6	0	0	0	1	0	0	0	0	0	0	8	8	0.00	0.000

PITCHER	IP	WLS	BF	H	R	ER	SO	BB	IBB	HBP	BLK	WP	HR	S	P	ERA	WHIP

Batter	1	2	3	4	5	6	7	8	9	AB	R	H	RBI	BB	SO	LOB
Garry Templeton, S (1, 6) OBP: 0.340, SLG: 0.380	F8			F9		1B		K	K	5	0	1	0	0	2	2
Tony Gwynn, L (1, 9) OBP: 0.348, SLG: 0.403	K			G3 1B		F2		2B		4	0	2	0	0	1	1
Steve Garvey, R (1, 3) OBP: 0.298, SLG: 0.420	F8			G3 1-2		F5		IBB		3	0	0	0	1	0	2
Graig Nettles, L (1, 5) OBP: 0.370, SLG: 0.425		F8		F9		K		F5		4	0	0	0	0	1	4
Terry Kennedy, L (1, 2) OBP: 0.294, SLG: 0.391		K			SH5-3 2B 2B		K	K		4	1	1	0	0	3	2
Carmelo Martinez, R (1, 7) OBP: 0.347, SLG: 0.429		K			SH5-3 2-3		5-3		1B BB	2	0	0	0	1	1	0
Kevin McReynolds, R (1, 8) OBP: 0.292, SLG: 0.383			6-3		2B 3-H		1B		1B 1-2	4	0	3	1	0	0	0
Tim Flannery, L (1, 4) OBP: 0.391, SLG: 0.363			K		F7		1B 1-3		F8	4	0	1	0	0	1	3
Dave Dravecky, R (1, 1) OBP: 0.164, SLG: 0.118			F9		K		F3		F9	3	0	0	0	0	1	3
Lance McCullers, S (8, 1)										0	0	0	0	0	0	0
Al Bumbry, L (9, PH) OBP: 0.276, SLG: 0.296										1	0	0	0	0	0	2
Gene Walter, L (9, 1)										0	0	0	0	0	0	0
Inning Stats	R: 0 E: 0 K: 1 S: 5 H: 0 LOB: 0 BB: 0 P: 5	R: 0 E: 0 K: 2 S: 7 H: 0 LOB: 0 BB: 0 P: 7	R: 0 E: 0 K: 1 S: 5 H: 0 LOB: 0 BB: 0 P: 5	R: 0 E: 0 K: 0 S: 4 H: 1 LOB: 1 BB: 0 P: 4	R: 1 E: 0 K: 1 S: 7 H: 2 LOB: 1 BB: 0 P: 7	R: 0 E: 0 K: 1 S: 6 H: 1 LOB: 1 BB: 0 P: 6	R: 0 E: 0 K: 1 S: 7 H: 2 LOB: 2 BB: 0 P: 7	R: 0 E: 0 K: 2 S: 8 H: 1 LOB: 2 BB: 1 P: 12	R: 0 E: 0 K: 1 S: 6 H: 1 LOB: 2 BB: 1 P: 10	1B: 5 2B: 3 3B: 0 HR: 0 SF: 0 SAC: 1 DP: 0 HBP: 0						

PITCHER		IP	WLS	BF	H	R	ER	SO	BB	IBB	HBP	BLK	WP	HR	S	P	ERA	WHIP
Bill Gullickson, R ERA: 3.43	(1, 1)	7.0	L	27	6	1	1	7	0	0	0	0	0	0	41	41	1.29	0.857
Gary Lucas, L ERA: 2.87	(8, 1)	1.0		5	1	0	0	2	0	1	0	0	0	0	8	12	0.00	1.000
Randy St. Claire, R ERA: 2.59	(9, 1)	1.0		5	1	0	0	1	1	0	0	0	0	0	6	10	0.00	2.000

PITCHER	IP	WLS	BF	H	R	ER	SO	BB	IBB	HBP	BLK	WP	HR	S	P	ERA	WHIP

TOP

San Diego Padres @ Montreal Expos

Olympic Stadium, Montreal, QB

Tue Aug 20 1985, 7:05 PM EDT

Att. 24,120 - Unknown

livebaseballscorecards.com

AB	34
R	1
H	8
RBI	1
BB	2
SO	10
LOB	19

WP: 0 PA: 37
PB: 0
SB: 0
CS: 0

Batter	1	2	3	4	5	6	7	8	9	AB	R	H	RBI	BB	SO	LOB
Mitch Webster, S (1, 8) (9, 7) OBP: 0.278, SLG: 0.449	F9	K			E4		F9			4	0	0	0	0	1	2
Vance Law, R (1, 3) OBP: 0.366, SLG: 0.412	1B		G6-4-3		K		1-3			4	0	2	0	0	1	1
Andre Dawson, R (1, 9) OBP: 0.311, SLG: 0.442	F8		K		K			K		4	0	0	0	0	3	3
Hubie Brooks, R (1, 6) OBP: 0.307, SLG: 0.405	1-3		G6-4-3			F3		4-3		4	0	1	0	0	0	1
Tim Wallach, R (1, 5) OBP: 0.315, SLG: 0.430	6-3			FC6-4		2B		F9		4	0	2	0	0	0	2
Jim Wohlford, R (1, 7) OBP: 0.292, SLG: 0.297		1B		FC6-4		F9			B1-3	3	0	1	0	0	0	2
Herm Winningham, L (9, 8) OBP: 0.317, SLG: 0.361										1	0	0	0	0	0	0
U L Washington, S (1, 4) OBP: 0.324, SLG: 0.385		K		FC1-6		1-3			K	4	0	1	0	0	2	2
Mike Fitzgerald, R (1, 2) OBP: 0.298, SLG: 0.281		FC1-6		F7		F3			K	4	0	1	0	0	1	3
Bill Gullickson, R (1, 1) OBP: 0.156, SLG: 0.178		FC1-6	F3				F7			2	0	0	0	0	0	2
Tim Raines, S (7, PH) OBP: 0.379, SLG: 0.424										1	0	0	0	0	0	0
Gary Lucas, L (8, 1)										0	0	0	0	0	0	0
Randy St. Claire, R (9, 1) OBP: 0.500, SLG: 0.250										0	0	0	0	0	0	0
Inning Stats	R: 0 E: 0 K: 0 S: 5 H: 2 LOB: 2 BB: 0 P: 5	R: 0 E: 0 K: 2 S: 9 H: 2 LOB: 2 BB: 0 P: 9	R: 0 E: 0 K: 1 S: 5 H: 1 LOB: 0 BB: 0 P: 5	R: 0 E: 0 K: 0 S: 4 H: 1 LOB: 1 BB: 0 P: 4	R: 0 E: 1 K: 2 S: 8 H: 0 LOB: 1 BB: 0 P: 8	R: 0 E: 0 K: 0 S: 5 H: 2 LOB: 2 BB: 0 P: 5	R: 0 E: 0 K: 0 S: 3 H: 0 LOB: 0 BB: 0 P: 3	R: 0 E: 0 K: 1 S: 5 H: 0 LOB: 0 BB: 0 P: 5	R: 0 E: 0 K: 2 S: 7 H: 0 LOB: 0 BB: 0 P: 7	1B: 7 2B: 1 3B: 0 HR: 0	SF: 0 SAC: 0 DP: 1 HBP: 0						

PITCHER	IP	WLS	BF	H	R	ER	SO	BB	IBB	HBP	BLK	WP	HR	S	P	ERA	WHIP
Dave Dravecky, L (1, 1) ERA: 2.08	7.0	W	29	8	0	0	5	0	0	0	0	0	0	39	39	0.00	1.143
Lance McCullers, R (8, 1) ERA:	1.0		3	0	0	0	1	0	0	0	0	0	0	5	5	0.00	0.000
Gene Walter, L (9, 1) ERA: 1.93	1.0	S	3	0	0	0	2	0	0	0	0	0	0	7	7	0.00	0.000

PITCHER	IP	WLS	BF	H	R	ER	SO	BB	IBB	HBP	BLK	WP	HR	S	P	ERA	WHIP

BOTTOM

San Diego Padres @ Montreal Expos

Olympic Stadium, Montreal, QB

Tue Aug 20 1985, 7:05 PM EDT

Att. 24,120 - Unknown

livebaseballscorecards.com

AB	35
R	0
H	8
RBI	0
BB	0
SO	8
LOB	18

WP: 0 PB: 0 SB: 0 CS: 0 PA: 35

Batter	1	2	3	4	5	6	7	8	9	AB	R	H	RBI	BB	SO	LOB
Garry Templeton, S (1, 6) OBP: 0.342, SLG: 0.384	F9 1B 1B	2-3 1B		2B 2B	F9 ③			4-3 ①	5-3 ③	6	1	3	0	0	0	1
Tony Gwynn, L (1, 9) OBP: 0.351, SLG: 0.406	S 1-2 1B	F7 ③		F9 ①		G3 1B 1B		PB 1B 1B		5	2	3	0	0	0	3
Steve Garvey, R (1, 3) OBP: 0.299, SLG: 0.420	F9 ① 2-3		6-3 ①	2B 2-H 2B		F9 ①		BBBB 1B 1-2 BB		4	1	1	1	1	0	3
Graig Nettles, L (1, 5) OBP: 0.375, SLG: 0.432	BBBB 1-2 BB		1B 1B 1B	2-H 2B		G3 ② 1-2		1-3 2-H 1B		4	1	3	2	1	0	1
Terry Kennedy, L (1, 2) OBP: 0.295, SLG: 0.391	SSS K ②		1B 1-2 1B	F8 ②		2-H 1B		F5 ②		5	1	2	1	0	1	6
Carmelo Martinez, R (1, 7) OBP: 0.348, SLG: 0.427	F2 ③		1B 1-3 2-H 1B	BBBB BB		F8 ③		SSS K ③		4	0	1	1	1	1	6
Kevin McReynolds, R (1, 8) OBP: 0.291, SLG: 0.381		E6 1B SH2-4	1-2 3-H 1B	L6 ③			L5 ①		E5 SH5-4	5	0	1	1	0	0	2
Tim Flannery, L (1, 4) OBP: 0.386, SLG: 0.357		SSS K ①	F7 ②		F7 ①		4-3 ②		F8 ①	5	0	0	0	0	1	4
Eric Show, R (1, 1) OBP: 0.105, SLG: 0.105		SH2-4 ② 1-2	1-3 ③		6-3 ②		F8 ③		SH5-4 ② 1-2	3	0	0	0	0	0	2
Inning Stats	R: 0 E: 0 K: 1 S: 7 H: 2 LOB: 3 BB: 1 P: 11	R: 0 E: 1 K: 1 S: 7 H: 1 LOB: 2 BB: 0 P: 7	R: 2 E: 0 K: 0 S: 7 H: 4 LOB: 2 BB: 0 P: 7	R: 2 E: 0 K: 0 S: 6 H: 3 LOB: 2 BB: 1 P: 10	R: 0 E: 0 K: 0 S: 3 H: 0 LOB: 0 BB: 0 P: 3	R: 1 E: 0 K: 0 S: 5 H: 2 LOB: 1 BB: 0 P: 5	R: 0 E: 0 K: 0 S: 3 H: 0 LOB: 0 BB: 0 P: 3	R: 1 E: 0 K: 1 S: 7 H: 2 LOB: 2 BB: 1 P: 11	R: 0 E: 1 K: 0 S: 4 H: 0 LOB: 1 BB: 0 P: 4	1B: 11 2B: 3 3B: 0 HR: 0 SF: 0 SAC: 2 DP: 0 HBP: 0						

TOP

San Diego Padres @ Montreal Expos

Olympic Stadium, Montreal, QB

Wed Aug 21 1985, 7:05 PM EDT

Att. 20,571 - Unknown

livebaseballscorecards.com

AB	41
R	6
H	14
RBI	6
BB	3
SO	3
LOB	28

PITCHER		IP	WLS	BF	H	R	ER	SO	BB	IBB	HBP	BLK	WP	HR	S	P	ERA	WHIP
Bill Laskey, R ERA: 4.16	(1, 1)	3.1	L	21	9	4	4	2	1	0	0	0	0	0	24	28	10.80	3.000
Bert Roberge, R ERA: 2.4	(4, 1)	1.2		7	1	0	0	0	1	0	0	0	0	0	6	10	0.00	1.200
Gary Lucas, L ERA: 2.94	(6, 1)	2.0		8	2	1	1	0	0	0	0	0	0	0	8	8	4.50	1.000
Randy St. Claire, R ERA: 2.66	(8, 1)	2.0		10	2	1	1	1	1	0	0	0	0	0	11	15	4.50	1.500

PITCHER	IP	WLS	BF	H	R	ER	SO	BB	IBB	HBP	BLK	WP	HR	S	P	ERA	WHIP

WP: 0	PA: 46		
PB: 1			
SB: 1			
CS: 0			

San Diego Padres @ Montreal Expos

Olympic Stadium, Montreal, QB

Wed Aug 21 1985, 7:05 PM EDT

Att. 20,571 - Unknown

livebaseballscorecards.com

BOTTOM

Batter	1	2	3	4	5	6	7	8	9	AB	R	H	RBI	BB	SO	LOB
Tim Raines, S (1, 7) OBP: 0.381, SLG: 0.432	F7		1B		HR		1-2 1B		G4-6-3 1-2f 2-3	5	1	3	2	0	0	2
Vance Law, R (1, 4) OBP: 0.362, SLG: 0.407	E5		F8		1-3		F4		K	5	0	0	0	0	1	4
Andre Dawson, R (1, 9) OBP: 0.310, SLG: 0.440	K		1-3 1B		F8		F5			4	0	1	0	0	1	3
Terry Francona, L (1, 3) OBP: 0.314, SLG: 0.363	3-1		F9			G3 2B		G3		4	0	1	0	0	0	3
Tim Wallach, R (1, 5) OBP: 0.314, SLG: 0.427		F5		4-3		K		BBBB G3 BB		3	0	0	0	1	1	1
Herm Winningham, L (1, 8) OBP: 0.313, SLG: 0.355		L3		4-3		G3 2-3		G3 1-2		4	0	0	0	0	0	2
U L Washington, S (1, 6) OBP: 0.323, SLG: 0.382		6-3		1B		6-3		F7		4	0	1	0	0	0	2
Mike Fitzgerald, R (1, 2) OBP: 0.300, SLG: 0.284			E7 SH3-4 1B	4-3			1B 1B		G4-6-3 BB 1B	4	1	2	0	0	0	1
Bill Laskey, R (1, 1) OBP: 0.222, SLG: 0.125			SH3-4 2-3		5-3		K		G4-6-3 1-2 BB	0	0	0	0	0	0	0
Bert Roberge, R (4, 1)										0	0	0	0	0	0	0
Razor Shines, S (5, PH) OBP: 0.147, SLG: 0.121										1	0	0	0	0	0	0
Gary Lucas, L (6, 1)										0	0	0	0	0	0	0
Mitch Webster, S (7, PH) OBP: 0.276, SLG: 0.444										1	0	0	0	0	1	1
Randy St. Claire, R (8, 1) OBP: 0.500, SLG: 0.250										0	0	0	0	0	0	0
Scot Thompson, L (9, PH) OBP: 0.266, SLG: 0.292										0	0	0	0	1	0	0
Inning Stats	R: 0 E: 1 K: 1 S: 6 H: 0 LOB: 1 BB: 0 P: 6	R: 0 E: 0 K: 0 S: 3 H: 0 LOB: 0 BB: 0 P: 3	R: 1 E: 1 K: 0 S: 6 H: 2 LOB: 2 BB: 0 P: 6	R: 0 E: 0 K: 0 S: 4 H: 1 LOB: 1 BB: 0 P: 4	R: 1 E: 0 K: 0 S: 4 H: 1 LOB: 0 BB: 0 P: 4	R: 0 E: 0 K: 1 S: 6 H: 1 LOB: 1 BB: 0 P: 6	R: 0 E: 0 K: 1 S: 7 H: 2 LOB: 2 BB: 0 P: 7	R: 0 E: 0 K: 0 S: 3 H: 0 LOB: 1 BB: 1 P: 7	R: 0 E: 0 K: 1 S: 5 H: 1 LOB: 1 BB: 1 P: 9	1B: 6 2B: 1 3B: 0 HR: 1	SF: 0 SAC: 1 DP: 1 HBP: 0						

	AB	35
	R	2
	H	8
	RBI	2
	BB	2
	SO	4
	LOB	19

WP: 0 PB: 0 SB: 0 CS: 0 PA: 38

PITCHER		IP	WLS	BF	H	R	ER	SO	BB	IBB	HBP	BLK	WP	HR	S	P	ERA	WHIP
Eric Show, R ERA: 3.23	(1, 1)	9.0	W	38	8	2	1	4	2	0	0	0	0	1	44	52	1.00	1.111

PITCHER		IP	WLS	BF	H	R	ER	SO	BB	IBB	HBP	BLK	WP	HR	S	P	ERA	WHIP

San Diego Padres @ Montreal Expos

Olympic Stadium, Montreal, QB

Thu Aug 22 1985, 7:05 PM EDT

Att. 16,645 - Unknown

TOP

livebaseballscorecards.com

Batter	1	2	3	4	5	6	7	8	9	AB	R	H	RBI	BB	SO	LOB
Miguel Dilone, S (1, 7) OBP: 0.267, SLG: 0.264	E5 G3 S		6-3 ①		G3 ①		S 1B		F8 ②	5	0	1	0	0	0	0
Garry Templeton, S (1, 6) OBP: 0.343, SLG: 0.381	G3 1-2 BB		L5 ②		4-3 S BB		G3 ③ 1-2		F8 ③	3	0	0	0	2	0	1
Tony Gwynn, L (1, 9) OBP: 0.348, SLG: 0.402	G3 ① 1-2 2-3		E6 2B		4-3 ② 1-3			F9 ①		4	1	0	0	0	0	3
Graig Nettles, L (1, 5) OBP: 0.376, SLG: 0.429	F5 ②		2B BB		L4 ③			WP 1B 1B BB		2	2	0	0	2	0	3
Steve Garvey, R (1, 3) OBP: 0.303, SLG: 0.424	FC6-4 BB		1-H 2-H 2B			5-3 ①		1B WP 1-2 1B		3	0	2	2	1	0	0
Terry Kennedy, L (1, 2) OBP: 0.295, SLG: 0.389	FC6-4 ③ 1-2f		F7 ③			K ②		1-3 2-H 1B		4	0	1	1	0	1	4
Kevin McReynolds, R (1, 8) OBP: 0.288, SLG: 0.377		1-3 ①		F8 ①		K ③		K ②		4	0	0	0	0	2	2
Tim Flannery, L (1, 4) OBP: 0.381, SLG: 0.352		K ②		L6 ②			G3 ①	4-3 ③		4	0	0	0	0	1	2
Andy Hawkins, R (1, 1) OBP: 0.129, SLG: 0.100		4-3 ③		K ③			4-3 ②		K ①	4	0	0	0	0	2	0
Inning Stats	R: 0 H: 0 E: 1 LOB: 3 K: 0 BB: 2 S: 4 P: 12	R: 0 H: 0 E: 0 LOB: 0 K: 1 BB: 0 S: 5 P: 5	R: 2 H: 1 E: 1 LOB: 1 K: 0 BB: 1 S: 5 P: 9	R: 0 H: 0 E: 0 LOB: 0 K: 1 BB: 0 S: 5 P: 5	R: 0 H: 0 E: 0 LOB: 0 K: 0 BB: 1 S: 3 P: 7	R: 0 H: 0 E: 0 LOB: 0 K: 2 BB: 0 S: 7 P: 7	R: 0 H: 1 E: 0 LOB: 1 K: 0 BB: 0 S: 4 P: 4	R: 1 H: 2 E: 0 LOB: 2 K: 1 BB: 1 S: 7 P: 11	R: 0 H: 0 E: 0 LOB: 0 K: 1 BB: 0 S: 5 P: 5	1B: 3 SF: 0 2B: 1 SAC: 0 3B: 0 DP: 0 HR: 0 HBP: 0						

	AB	33
	R	3
	H	4
	RBI	3
	BB	5
	SO	6
	LOB	15

WP: 1 PA: 38
PB: 0
SB: 3
CS: 0

PITCHER		IP	WLS	BF	H	R	ER	SO	BB	IBB	HBP	BLK	WP	HR	S	P	ERA	WHIP
Floyd Youmans, R ERA: 1.74	(1, 1)	7.1	L	33	4	3	1	4	5	0	0	0	1	0	36	56	1.23	1.227
Tim Burke, R ERA: 1.6	(8, 1)	1.2		5	0	0	0	2	0	0	0	0	0	0	9	9	0.00	0.000

PITCHER	IP	WLS	BF	H	R	ER	SO	BB	IBB	HBP	BLK	WP	HR	S	P	ERA	WHIP

Batter	1	2	3	4	5	6	7	8	9	AB	R	H	RBI	BB	SO	LOB
Tim Raines, S (1, 7) OBP: 0.382, SLG: 0.433	BB, 4-3, 1B		4-3			K		E, 1B		4	0	2	0	0	1	0
Vance Law, R (1, 4) OBP: 0.361, SLG: 0.405	4-3 1-2		5-3			1B		L6 1-3		4	0	1	0	0	0	2
Andre Dawson, R (1, 9) OBP: 0.308, SLG: 0.435	F9		P3			F7		F5		4	0	0	0	0	0	3
Hubie Brooks, R (1, 6) OBP: 0.307, SLG: 0.403	BB, BB			K		F8			K	3	0	0	0	1	2	1
Terry Francona, L (1, 3) OBP: 0.318, SLG: 0.363	1-2 2-3, BB			3-1			G3, 1B		4-3	3	0	1	0	1	0	0
Tim Wallach, R (1, 5) OBP: 0.312, SLG: 0.423	F7			F7			F4		F5	4	0	0	0	0	0	4
Herm Winningham, L (1, 8) OBP: 0.309, SLG: 0.351		F8			1-6-3		G3 1-2			3	0	0	0	0	0	1
Tim Burke, R (8, 1) OBP: 0.167, SLG: 0.167										0	0	0	0	0	0	0
Sal Butera, R (1, 2) OBP: 0.288, SLG: 0.328		F2			F2		F6			3	0	0	0	0	0	1
Floyd Youmans, R (1, 1)		K			5-3			F7		2	0	0	0	0	1	0
Mitch Webster, S (8, 8) OBP: 0.274, SLG: 0.440										1	0	0	0	0	0	0
Inning Stats	R: 0 E: 0 K: 0 S: 4 H: 1 LOB: 3 BB: 2 P: 12	R: 0 E: 0 K: 1 S: 5 H: 0 LOB: 0 BB: 0 P: 5	R: 0 E: 0 K: 0 S: 3 H: 0 LOB: 0 BB: 0 P: 3	R: 0 E: 0 K: 1 S: 5 H: 0 LOB: 0 BB: 0 P: 5	R: 0 E: 0 K: 0 S: 3 H: 0 LOB: 0 BB: 0 P: 3	R: 0 E: 0 K: 1 S: 6 H: 1 LOB: 1 BB: 0 P: 6	R: 0 E: 0 K: 0 S: 4 H: 1 LOB: 1 BB: 0 P: 4	R: 0 E: 1 K: 0 S: 4 H: 1 LOB: 1 BB: 0 P: 4	R: 0 E: 0 K: 1 S: 5 H: 0 LOB: 0 BB: 0 P: 5	1B: 4 2B: 0 3B: 0 HR: 0 SF: 0 SAC: 0 DP: 0 HBP: 0							

PITCHER		IP	WLS	BF	H	R	ER	SO	BB	IBB	HBP	BLK	WP	HR	S	P	ERA	WHIP
Andy Hawkins, R ERA: 2.99	(1, 1)	9.0	W	33	4	0	0	4	2	0	0	0	0	0	39	47	0.00	0.667

PITCHER	IP	WLS	BF	H	R	ER	SO	BB	IBB	HBP	BLK	WP	HR	S	P	ERA	WHIP

BOTTOM

San Diego Padres @ Montreal Expos

Olympic Stadium, Montreal, QB

Thu Aug 22 1985, 7:05 PM EDT

Att. 16,645 - Unknown

livebaseballscorecards.com

AB	31
R	0
H	4
RBI	0
BB	2
SO	4
LOB	12

PA: 33

WP: 0 PB: 0 SB: 0 CS: 0

Batter	1	2	3	4	5	6	7	8	9	AB	R	H	RBI	BB	SO	LOB
Mariano Duncan, R (1, 6) OBP: 0.294, SLG: 0.355	S S S 0-3 ① K			x 0-0 ① G3		x 0-0 FC5-2 HR 1-2 2-3 1B	x 0-0 1-H 2-H 3-H HR			4	2	2	4	0	1	0
Enos Cabell, R (1, 5) OBP: 0.322, SLG: 0.346 Carlos Diaz, R (7, 1) Tom Niedenfuer, R (9, 1) OBP: 0.111, SLG: 0.111	x 0-0 ② F4			x 0-0 ② 5-3		x 0-0 ② FC5-2 HR 1-2 2-3 3-Hf	x 0-0 ③ F9			4 0 0	1 0 0	0 0 0	0 0 0	0 0 0	0 0 0	3 0 0
Pedro Guerrero, R (1, 7) OBP: 0.422, SLG: 0.610	x 0-0 ③ F8			x 0-0 ③ 4-3		x 0-0 1-H 2-H 3-H HR		x 0-0 ① F4		4	1	1	4	0	0	0
Mike Marshall, R (1, 9) OBP: 0.333, SLG: 0.460		S S S 0-3 ① K			x 0-0 ① F9	S S S 0-3 ③ K		x 0-0 ② 4-3		4	0	0	0	0	2	0
Greg Brock, L (1, 3) OBP: 0.330, SLG: 0.442		S S S 0-3 ② K			x 0-0 G3-6-3 1B		x 0-0 FC6-2 1B 1B	x 0-0 1B		4	0	3	0	0	1	0
Candy Maldonado, R (1, 8) OBP: 0.275, SLG: 0.323 Ken Landreaux, L (5, PH) OBP: 0.313, SLG: 0.415 (5, 8)		x 0-0 ③ 6-3			x 0-0 ② ③ G3-6-3 1-2f		x 0-0 FC6-2 BB HR 1-3 1B	x 0-0 ③ F9		1 3	0 1	0 1	0 0	0 0	0 0	0 2
Mike Scioscia, L (1, 2) OBP: 0.395, SLG: 0.399		x 0-0 ① 4-3				B B B B 4-0 1B 1B FC5-2 BB	B B B B 4-0 FC6-2 1-2 HR BB		x 0-0 ① F7	2	1	0	0	2	0	0
Steve Sax, R (1, 4) OBP: 0.341, SLG: 0.303		x 0-0 ② 6-3				x 0-0 FC5-2 1B HR 1-2 1B	S S S 0-3 ① K		x 0-0 ② 6-3	4	1	1	0	0	1	3
Orel Hershiser, R (1, 1) OBP: 0.214, SLG: 0.189 Len Matuszek, L (6, PH) OBP: 0.263, SLG: 0.324 Ken Howell, R (6, 1) R.J. Reynolds, S (7, PH) OBP: 0.301, SLG: 0.347 Bob Bailor, R (7, 5) OBP: 0.268, SLG: 0.290		x 0-0 ③ 5-3				S S S 0-3 ① K	x 0-0 ② FC6-2 HR 1-2 2-3 3-Hf		x 0-0 ③ F7	1 1 0 1 1	0 0 0 1 0	0 0 0 1 0	0 0 0 0 0	0 1 0 0 0	0 2 0 3 0	0 2 0 3 0
Inning Stats	R: 0 E: 0 K: 1 S: 5 H: 0 LOB: 0 BB: 0 P: 5	R: 0 E: 0 K: 2 S: 7 H: 0 LOB: 0 BB: 0 P: 7	R: 0 E: 0 K: 0 S: 3 H: 0 LOB: 0 BB: 0 P: 3	R: 0 E: 0 K: 0 S: 3 H: 0 LOB: 0 BB: 0 P: 3	R: 0 E: 0 K: 0 S: 3 H: 1 LOB: 0 BB: 0 P: 3	R: 4 E: 0 K: 2 S: 10 H: 3 LOB: 0 BB: 1 P: 14	R: 4 E: 0 K: 1 S: 8 H: 3 LOB: 0 BB: 1 P: 12	R: 0 E: 0 K: 0 S: 4 H: 1 LOB: 1 BB: 0 P: 4	R: 0 E: 0 K: 0 S: 3 H: 0 LOB: 0 BB: 0 P: 3	1B: 6 2B: 0 3B: 0 HR: 2 SF: 0 SAC: 0 DP: 1 HBP: 0						

PITCHER		IP	WLS	BF	H	R	ER	SO	BB	IBB	HBP	BLK	WP	HR	S	P	ERA	WHIP
Joe Hesketh, L ERA: 2.49	(1, 1)	2.0		6	0	0	0	3	0	0	0	0	0	0	12	12	0.00	0.000
Randy St. Claire, R ERA: 2.85	(3, 1)	3.0		11	2	2	2	0	1	0	0	0	0	0	10	14	6.00	1.000
Tim Burke, R ERA: 1.79	(6, 1)	1.0	L	5	2	2	2	2	0	0	0	0	0	1	9	9	18.00	2.000
Gary Lucas, L ERA: 3.6	(7, 1)	1.0		7	3	4	4	1	1	0	0	0	0	1	8	12	36.00	4.000
Bert Roberge, R ERA: 2.31	(8, 1)	2.0		7	1	0	0	0	0	0	0	0	0	0	7	7	0.00	0.500

PITCHER	IP	WLS	BF	H	R	ER	SO	BB	IBB	HBP	BLK	WP	HR	S	P	ERA	WHIP

TOP

Los Angeles Dodgers @ Montreal Expos

Olympic Stadium, Montreal, QB

Fri Aug 23 1985, 7:05 PM EDT

Att. 21,124 - Unknown

livebaseballscorecards.com

AB	34
R	8
H	8
RBI	8
BB	2
SO	6
LOB	13

WP: 0 PA: 36
PB: 0
SB: 0
CS: 0

Los Angeles Dodgers @ Montreal Expos

Olympic Stadium, Montreal, QB

Fri Aug 23 1985, 7:05 PM EDT

Att. 21,124 - Unknown

livebaseballscorecards.com

BOTTOM

Batter	1	2	3	4	5	6	7	8	9	AB	R	H	RBI	BB	SO	LOB
Tim Raines, S (1, 7) OBP: 0.386, SLG: 0.442	FC5-4 1B	1-H 2-H 2B			1B 1B 2B		5-3		1-2 2-H 1B	5	1	4	2	0	0	0
Vance Law, R (1, 5) OBP: 0.359, SLG: 0.403 (7, 4)	FC5-4 4-3 1-2f 2B		K		1B 2-3 1B			F4	K	5	1	1	0	0	2	3
Terry Francona, L (1, 9) OBP: 0.321, SLG: 0.366	4-3 1-2		G3		1-3 3-H 1B			1B		4	0	2	1	0	0	1
Hubie Brooks, R (1, 6) OBP: 0.306, SLG: 0.404	2-H 2B		F4		1-3			F8		4	0	1	1	0	0	3
Scot Thompson, L (1, 3) OBP: 0.260, SLG: 0.285 Andres Galarraga, R (8, PH) (9, 3)	5-3			L6		4-3		K		3 1	0 0	0 0	0 0	0 1	0 1	1 1
Herm Winningham, L (1, 8) OBP: 0.312, SLG: 0.353		CS 1B		L4		K			FC 1B 1B	4	1	2	0	0	1	0
U L Washington, S (1, 4) OBP: 0.323, SLG: 0.381 Gary Lucas, L (7, 1) Bert Roberge, R (8, 1) Jim Wohlford, R (9, PH) OBP: 0.289, SLG: 0.294		BB 1-2 2B 1B		F7		F7			F9	3 0 0 1	1 0 0 0	1 0 0 0	0 0 0 0	0 0 0 0	0 0 0 0	0 0 0 1
Sal Butera, R (1, 2) OBP: 0.273, SLG: 0.310		F7			5-3		5-3		K	4	0	0	0	0	1	2
Joe Hesketh, R (1, 1) OBP: 0.167, SLG: 0.091 Randy St. Claire, R (3, 1) OBP: 0.429, SLG: 0.200 Tim Burke, R (6, 1) OBP: 0.167, SLG: 0.167 Tim Wallach, R (7, 5) OBP: 0.310, SLG: 0.421		1-2 2B BB			5-3		5-3		FC 1-2 1B	0 1 0 2	0 0 0 0	0 0 0 0	0 0 0 0	1 0 0 0	0 0 0 0	0 0 0 1
Inning Stats	R: 1 E: 0 K: 0 S: 5 H: 2 LOB: 1 BB: 0 P: 5	R: 1 E: 0 K: 0 S: 4 H: 3 LOB: 2 BB: 1 P: 8	R: 0 E: 0 K: 1 S: 5 H: 0 LOB: 0 BB: 0 P: 5	R: 0 E: 0 K: 0 S: 3 H: 0 LOB: 0 BB: 0 P: 3	R: 1 E: 0 K: 0 S: 6 H: 3 LOB: 2 BB: 0 P: 6	R: 0 E: 0 K: 1 S: 5 H: 0 LOB: 0 BB: 0 P: 5	R: 0 E: 0 K: 0 S: 3 H: 0 LOB: 0 BB: 0 P: 3	R: 0 E: 0 K: 1 S: 6 H: 1 LOB: 1 BB: 0 P: 6	R: 1 E: 0 K: 2 S: 10 H: 2 LOB: 2 BB: 0 P: 10	1B: 8 2B: 3 3B: 0 HR: 0 SF: 0 SAC: 0 DP: 0 HBP: 0						

	AB	37
	R	4
	H	11
	RBI	4
	BB	1
	SO	5
	LOB	13

PITCHER		IP	WLS	BF	H	R	ER	SO	BB	IBB	HBP	BLK	WP	HR	S	P	ERA	WHIP
Orel Hershiser, R ERA: 2.37	(1, 1)	5.0	W	22	8	3	3	1	1	0	0	0	0	0	23	27	5.40	1.800
Ken Howell, R ERA: 2.78	(6, 1)	1.0		3	0	0	0	1	0	0	0	0	0	0	5	5	0.00	0.000
Carlos Diaz, L ERA: 1.95	(7, 1)	2.2		12	3	1	1	2	0	0	0	0	0	0	16	16	3.38	1.125
Tom Niedenfuer, R ERA: 1.9	(9, 1)	0.1	S	1	0	0	0	1	0	0	0	0	0	0	3	3	0.00	0.000

PITCHER	IP	WLS	BF	H	R	ER	SO	BB	IBB	HBP	BLK	WP	HR	S	P	ERA	WHIP

Batter	1	2	3	4	5	6	7	8	9	AB	R	H	RBI	BB	SO	LOB
Mariano Duncan, R (1, 6) OBP: 0.294, SLG: 0.354	F8			G3		1B G1-6-3 1B		F4		4	1	1	0	0	0	0
Enos Cabell, R (1, 5) OBP: 0.321, SLG: 0.344	5-3			K		G1-6-3 1-3 1B		6-3		4	0	1	0	0	1	0
Ken Landreaux, L (1, 8) OBP: 0.313, SLG: 0.413	G3			F4		G1-6-3 1-2f 3-H			FC4-6 1B	4	0	1	0	0	0	1
Pedro Guerrero, R (1, 7) OBP: 0.421, SLG: 0.605		K			1-3 1B BB	K			F4	3	1	0	0	1	2	1
Greg Brock, L (1, 3) OBP: 0.329, SLG: 0.440		6-3			1-3 1-2		G3 1-3 1B		K	4	0	1	0	0	1	2
Terry Whitfield, L (1, 9) OBP: 0.300, SLG: 0.430		K			K		1-3 1-2		FC4-6 1-2f	4	0	0	0	0	2	3
Mike Scioscia, L (1, 2) OBP: 0.394, SLG: 0.396			F7		1B BB		G3 2-3			2	0	0	0	1	0	1
Steve Sax, R (1, 4) OBP: 0.341, SLG: 0.303			4-3		1-2 2-H 1B		K			3	0	1	1	0	1	1
Rick Honeycutt, L (1, 1) OBP: 0.176, SLG: 0.129			F8		4-3			K		2	0	0	0	0	0	2
Bobby Castillo, R (5, 1) OBP: 0.222, SLG: 0.125										0	0	0	0	0	0	0
R.J. Reynolds, S (8, PH) OBP: 0.300, SLG: 0.345										1	0	0	0	0	1	0
Dennis Powell, R (8, 1)										0	0	0	0	0	0	0
Inning Stats	R: 0 E: 0 K: 0 S: 3 H: 0 LOB: 0 BB: 0 P: 3	R: 0 E: 0 K: 2 S: 7 H: 0 LOB: 0 BB: 0 P: 7	R: 0 E: 0 K: 0 S: 3 H: 0 LOB: 0 BB: 0 P: 3	R: 0 E: 0 K: 1 S: 5 H: 0 LOB: 0 BB: 0 P: 5	R: 1 E: 0 K: 1 S: 6 H: 1 LOB: 2 BB: 2 P: 14	R: 1 E: 0 K: 1 S: 6 H: 2 LOB: 0 BB: 0 P: 6	R: 0 E: 0 K: 1 S: 6 H: 1 LOB: 1 BB: 0 P: 6	R: 0 E: 0 K: 1 S: 5 H: 0 LOB: 0 BB: 0 P: 5	R: 0 E: 0 K: 1 S: 6 H: 1 LOB: 1 BB: 0 P: 6	1B: 5 2B: 0 3B: 0 HR: 0 SF: 0 SAC: 0 DP: 1 HBP: 0						

PITCHER	IP	WLS	BF	H	R	ER	SO	BB	IBB	HBP	BLK	WP	HR	S	P	ERA	WHIP
Bryn Smith, R (1, 1) ERA: 2.64	8.0	W	29	4	2	2	7	2	0	0	0	0	0	41	49	2.25	0.750
Jeff Reardon, R (9, 1) ERA: 2.63	1.0	S	4	1	0	0	1	0	0	0	0	0	0	6	6	0.00	1.000

PITCHER	IP	WLS	BF	H	R	ER	SO	BB	IBB	HBP	BLK	WP	HR	S	P	ERA	WHIP

Los Angeles Dodgers @ Montreal Expos

Olympic Stadium, Montreal, QB

Sat Aug 24 1985, 7:05 PM EDT

Att. 24,372 - Unknown

TOP

livebaseballscorecards.com

AB	31
R	2
H	5
RBI	1
BB	2
SO	8
LOB	11

WP: 0 PB: 0 SB: 0 CS: 0 PA: 33

Batter	1	2	3	4	5	6	7	8	9	AB	R	H	RBI	BB	SO	LOB
Tim Raines, S (1, 7) OBP: 0.385, SLG: 0.440	E5 6-3 1B 1B		FC4-6 S 1B 1-2f	FC5-4 1-2f		4-3				4	2	1	0	0	0	3
Vance Law, R (1, 4) OBP: 0.358, SLG: 0.399	F9		1-3 1-2		G3		BBBB 6-3 BB			3	0	0	0	1	0	2
Andre Dawson, R (1, 9) OBP: 0.309, SLG: 0.439 Herm Winningham, L (9, 8) OBP: 0.312, SLG: 0.353	6-3 2-3		1B 2-H 1B		HR 2B		SSS K			4 0	1 0	2 0	1 0	0 0	1 0	2 0
Hubie Brooks, R (1, 6) OBP: 0.310, SLG: 0.405	3-H 1B		1-2 1B		BBBB HR BB		6-3 1-2			3	1	2	1	1	0	1
Tim Wallach, R (1, 5) OBP: 0.312, SLG: 0.427	1-3		F8		1-H 2-H HR		IBB			3	1	1	3	1	0	3
Andres Galarraga, R (1, 3) OBP: 0.250, SLG: 0.250 Terry Francona, L (7, PH) OBP: 0.320, SLG: 0.364 (8, 3)		5-3		FC4-6 1B	F9		SSS K			3 1	0 0	1 0	0 0	0 0	0 1	0 2
Mitch Webster, S (1, 8) OBP: 0.264, SLG: 0.425 (9, 9)		6-3		FC4-6 S 1-2f	SSS K				F9	4	0	0	0	0	1	1
Mike Fitzgerald, R (1, 2) OBP: 0.297, SLG: 0.280		6-3		F7 1-2		4-3			K	4	0	0	0	0	1	1
Bryn Smith, R (1, 1) OBP: 0.246, SLG: 0.274 Jim Wohlford, R (8, PH) OBP: 0.287, SLG: 0.291 Jeff Reardon, R (9, 1) OBP: 0.167, SLG: 0.167			FC4-6 1B	BBBB FC5-4 BB		SSS K			F9	2 1 0	0 0 0	1 0 0	0 0 0	1 0 0	1 0 0	0 0 0
Inning Stats	R: 1 E: 1 K: 0 S: 5 H: 2 LOB: 1 BB: 0 P: 5	R: 0 E: 0 K: 0 S: 3 H: 0 LOB: 0 BB: 0 P: 3	R: 1 E: 0 K: 0 S: 6 H: 3 LOB: 2 BB: 0 P: 6	R: 0 E: 0 K: 0 S: 4 H: 1 LOB: 2 BB: 1 P: 8	R: 3 E: 0 K: 1 S: 7 H: 2 LOB: 0 BB: 1 P: 11	R: 0 E: 0 K: 1 S: 5 H: 0 LOB: 0 BB: 0 P: 5	R: 0 E: 0 K: 2 S: 7 H: 0 LOB: 2 BB: 2 P: 15	R: 0 E: 0 K: 1 S: 5 H: 0 LOB: 0 BB: 0 P: 5		1B: 6 2B: 1 3B: 0 HR: 1	SF: 0 SAC: 0 DP: 0 HBP: 0					

PITCHER	IP	WLS	BF	H	R	ER	SO	BB	IBB	HBP	BLK	WP	HR	S	P	ERA	WHIP
Rick Honeycutt, L (1, 1) ERA: 3.54	4.1	L	23	8	5	4	0	2	0	0	0	0	1	21	29	8.31	2.308
Bobby Castillo, R (5, 1) ERA: 5.98	2.2		10	0	0	0	4	1	1	0	0	0	0	16	24	0.00	0.375
Dennis Powell, L (8, 1) ERA: 5.17	1.0		3	0	0	0	1	0	0	0	0	0	0	5	5	0.00	0.000

PITCHER	IP	WLS	BF	H	R	ER	SO	BB	IBB	HBP	BLK	WP	HR	S	P	ERA	WHIP

BOTTOM

Los Angeles Dodgers @ Montreal Expos

Olympic Stadium, Montreal, QB

Sat Aug 24 1985, 7:05 PM EDT

Att. 24,372 - Unknown

livebaseballscorecards.com

AB	32
R	5
H	8
RBI	5
BB	4
SO	5
LOB	15

WP: 0 PB: 0 SB: 2 CS: 0 PA: 36

Batter	1	2	3	4	5	6	7	8	9	AB	R	H	RBI	BB	SO	LOB
Mariano Duncan, R (1, 6) OBP: 0.296, SLG: 0.355	G3		K			4-3 1-3 1B			BB 1B SF8 1B	4	1	2	0	0	1	2
Ken Landreaux, L (1, 8) OBP: 0.309, SLG: 0.408	G3		K			4-3 2-3			F8	4	0	0	0	0	1	4
Mike Marshall, R (1, 9) OBP: 0.332, SLG: 0.458	1-3			F9		4-3			BB 1-2 1B	4	0	1	0	0	0	1
Pedro Guerrero, R (1, 7) OBP: 0.419, SLG: 0.601		F8		K			F5		BB 1-2 2-3	3	0	0	0	1	1	0
Greg Brock, L (1, 3) OBP: 0.326, SLG: 0.436		3-1		G3			F5		SF8 3-H	3	0	0	1	0	0	0
Enos Cabell, R (1, 5) OBP: 0.318, SLG: 0.340 Bobby Castillo, R (7, 1) OBP: 0.222, SLG: 0.125 Len Matuszek, L (9, PH) OBP: 0.262, SLG: 0.322		4-3			F9		F7		4-3	3 0 1	0 0 0	0 0 0	0 0 0	0 0 0	0 0 0	0 0 2
Mike Scioscia, L (1, 2) OBP: 0.397, SLG: 0.397			FC1-6 BB 1B		F8			BB FC6-4 BB		2	0	1	0	1	0	0
Steve Sax, R (1, 4) OBP: 0.341, SLG: 0.302			BB 1-2 FC1-6 BB		F8			FC6-4 1-2f G6-4-3		2	0	0	0	1	0	1
Bob Welch, R (1, 1) OBP: 0.281, SLG: 0.241 R.J. Reynolds, S (6, PH) OBP: 0.303, SLG: 0.348 Carlos Diaz, R (6, 1) Bill Russell, R (7, 5) OBP: 0.339, SLG: 0.314			FC1-6 1-2f 2-3			1B 1B		G6-4-3 1-2f		1 1 0 1	0 0 0 0	0 1 0 0	0 0 0 0	0 0 0 0	0 0 0 0	2 0 0 1
Inning Stats	R: 0 E: 0 K: 0 S: 3 H: 0 LOB: 0 BB: 0 P: 3	R: 0 E: 0 K: 0 S: 3 H: 0 LOB: 0 BB: 0 P: 3	R: 0 E: 0 K: 2 S: 8 H: 1 LOB: 2 BB: 1 P: 12	R: 0 E: 0 K: 1 S: 5 H: 0 LOB: 0 BB: 0 P: 5	R: 0 E: 0 K: 0 S: 3 H: 0 LOB: 0 BB: 0 P: 3	R: 0 E: 0 K: 0 S: 4 H: 2 LOB: 1 BB: 0 P: 4	R: 0 E: 0 K: 0 S: 3 H: 0 LOB: 0 BB: 0 P: 3	R: 0 E: 0 K: 0 S: 2 H: 0 LOB: 0 BB: 1 P: 6	R: 1 E: 0 K: 0 S: 5 H: 2 LOB: 2 BB: 1 P: 9	1B: 5 2B: 0 3B: 0 HR: 0	SF: 1 SAC: 0 DP: 1 HBP: 0					

PITCHER	IP	WLS	BF	H	R	ER	SO	BB	IBB	HBP	BLK	WP	HR	S	P	ERA	WHIP
Bill Gullickson, R (1, 1) ERA: 3.27	9.0	W	33	5	1	1	3	3	0	0	0	0	0	36	48	1.00	0.889

PITCHER	IP	WLS	BF	H	R	ER	SO	BB	IBB	HBP	BLK	WP	HR	S	P	ERA	WHIP

TOP

Los Angeles Dodgers @ Montreal Expos

Olympic Stadium, Montreal, QB

Sun Aug 25 1985, 3:33 AM EDT

Att. 18,150 - Unknown

livebaseballscorecards.com

AB	29
R	1
H	5
RBI	1
BB	3
SO	3
LOB	13

WP: 0	PA: 33
PB: 0	
SB: 0	
CS: 0	

Batter	1	2	3	4	5	6	7	8	9	AB	R	H	RBI	BB	SO	LOB
Tim Raines, S (1, 7) OBP: 0.387, SLG: 0.441	4-3 SF7 S 1B		F7 HBP 1B 1B	BBBB 2-3 BB			F8 ①	F6 ③		4	2	2	0	1	0	0
Vance Law, R (1, 4) OBP: 0.361, SLG: 0.403	BBBB 4-3 1-2 BB		H 1B 1-2 HBP	SSS K ③			1B 2B			2	1	1	0	1	1	2
Andre Dawson, R (1, 9) OBP: 0.309, SLG: 0.437	4-3 ① 1-2 2-3		F7 ② 2-3		F7 ①		3B 1B 2-H			4	1	1	1	0	0	4
Hubie Brooks, R (1, 6) OBP: 0.313, SLG: 0.413	SF7 ② 3-H		1B 1-2 3-H 1B		E 1B 1B		1B 3B 2-H			3	1	3	3	0	0	0
Terry Francona, L (1, 3) OBP: 0.323, SLG: 0.366	3-1 ③		F9 ③		E7 ② 1-3 1B		1B 3-H			4	0	2	1	0	0	3
Tim Wallach, R (1, 5) OBP: 0.309, SLG: 0.423		SSS K ①		F7 ①	F9 ③		F7 ② 3-H			4	0	0	0	0	1	2
Herm Winningham, L (1, 8) OBP: 0.307, SLG: 0.347		F9 ②		F8 ②		SSS K ①	K ③			4	0	0	0	0	2	1
Mike Fitzgerald, R (1, 2) OBP: 0.296, SLG: 0.287		4-3 ③		2B 3B		5-3 ②		SSS K ①		4	1	1	0	0	1	0
Bill Gullickson, R (1, 1) OBP: 0.163, SLG: 0.204			SSS K ①	BLK 3-H 2B		SSS K ③		SSS K ②		4	0	1	1	0	3	0
Inning Stats	R: 1 E: 0 K: 0 S: 4 H: 1 LOB: 1 BB: 1 P: 8	R: 0 E: 0 K: 1 S: 5 H: 0 LOB: 0 BB: 0 P: 5	R: 1 E: 0 K: 1 S: 7 H: 2 LOB: 2 BB: 0 P: 8	R: 1 E: 0 K: 1 S: 7 H: 2 LOB: 2 BB: 1 P: 11	R: 0 E: 1 K: 0 S: 4 H: 2 LOB: 1 BB: 0 P: 4	R: 0 E: 0 K: 2 S: 7 H: 0 LOB: 0 BB: 0 P: 7	R: 3 E: 0 K: 1 S: 9 H: 4 LOB: 1 BB: 0 P: 9	R: 0 E: 0 K: 2 S: 7 H: 0 LOB: 0 BB: 0 P: 7		1B: 7 2B: 2 3B: 2 HR: 0	SF: 1 SAC: 0 DP: 0 HBP: 1					

PITCHER		IP	WLS	BF	H	R	ER	SO	BB	IBB	HBP	BLK	WP	HR	S	P	ERA	WHIP
Bob Welch, R ERA: 2.1	(1, 1)	5.0	L	24	7	3	3	3	2	0	1	1	0	0	27	36	5.40	1.800
Carlos Diaz, L ERA: 2.42	(6, 1)	1.1		8	4	3	3	2	0	0	0	0	0	0	12	12	20.25	3.000
Bobby Castillo, R ERA: 5.79	(7, 1)	1.2		5	0	0	0	3	0	0	0	0	0	0	11	11	0.00	0.000

PITCHER	IP	WLS	BF	H	R	ER	SO	BB	IBB	HBP	BLK	WP	HR	S	P	ERA	WHIP

BOTTOM

Los Angeles Dodgers @ Montreal Expos

Olympic Stadium, Montreal, QB

Sun Aug 25 1985, 3:33 AM EDT

Att. 18,150 - Unknown

livebaseballscorecards.com

AB	33
R	6
H	11
RBI	6
BB	2
SO	8
LOB	12

WP: 0 PB: 0 SB: 1 CS: 0 PA: 37

Batter	1	2	3	4	5	6	7	8	9	AB	R	H	RBI	BB	SO	LOB
Dan Gladden, R (1, 7) OBP: 0.299, SLG: 0.307	S 3B 1B		4-3 HR BB		F5		5-3 3-H		K	4	2	1	0	1	1	1
Manny Trillo, R (1, 4) OBP: 0.284, SLG: 0.293	1-H 4-3 3B		4-3 1-2			K		4-3		4	1	1	1	0	1	1
Chili Davis, S (1, 8) OBP: 0.345, SLG: 0.411	4-3 3-H		2-H HR			K		6-3		4	1	1	3	0	1	0
Dan Driessen, L (1, 3) OBP: 0.314, SLG: 0.360	4-3		4-3			1B 1B		4-3		4	0	1	0	0	0	0
Chris Brown, R (1, 5) OBP: 0.347, SLG: 0.452	1-3			F7		1-3 1B			E6 G6-4-3	3	0	1	0	0	0	0
Ricky Adams, R (8, 5) OBP: 0.225, SLG: 0.321										1	0	0	0	0	0	0
David Green, R (1, 9) OBP: 0.301, SLG: 0.364		F4		5-3		K			G6-4-3 1-2f	4	0	0	0	0	1	3
Brad Wellman, R (1, 6) OBP: 0.269, SLG: 0.301		K		F4			5-3		BB 2B 1B	3	0	0	0	0	1	0
Jose Uribe, S (7, 6) OBP: 0.273, SLG: 0.300										1	1	1	0	0	0	0
Alex Trevino, R (1, 2) OBP: 0.293, SLG: 0.371		K			6-3		4-3 WP 2B		1-2 2B BB	3	2	1	0	1	1	0
Dave LaPoint, L (1, 1) OBP: 0.283, SLG: 0.229			4-3		4-3		4-3 2-3		1-H 2-H 2B	3	0	0	0	0	0	1
Scott Garrelts, R (8, 1) OBP: 0.300, SLG: 0.333										1	0	1	2	0	0	0
Inning Stats	R: 2 E: 0 K: 0 S: 5 H: 2 LOB: 0 BB: 0 P: 5	R: 0 E: 0 K: 2 S: 7 H: 0 LOB: 0 BB: 0 P: 7	R: 2 E: 0 K: 0 S: 4 H: 1 LOB: 0 BB: 1 P: 8	R: 0 E: 0 K: 0 S: 3 H: 0 LOB: 0 BB: 0 P: 3	R: 0 E: 0 K: 0 S: 3 H: 0 LOB: 0 BB: 0 P: 3	R: 0 E: 0 K: 3 S: 11 H: 2 LOB: 2 BB: 0 P: 11	R: 1 E: 0 K: 0 S: 4 H: 1 LOB: 0 BB: 0 P: 4	R: 0 E: 0 K: 0 S: 3 H: 0 LOB: 0 BB: 0 P: 3	R: 2 E: 1 K: 1 S: 7 H: 2 LOB: 1 BB: 1 P: 11	1B: 4 2B: 2 3B: 1 HR: 1	SF: 0 SAC: 0 DP: 1 HBP: 0						

TOP

San Francisco Giants @ Montreal Expos

Olympic Stadium, Montreal, QB

Mon Aug 26 1985, 7:05 PM EDT

Att. 13,064 - Overcast

livebaseballscorecards.com

AB	35
R	7
H	8
RBI	6
BB	2
SO	6
LOB	6

WP: 1 PB: 0 SB: 1 CS: 0 PA: 37

PITCHER		IP	WLS	BF	H	R	ER	SO	BB	IBB	HBP	BLK	WP	HR	S	P	ERA	WHIP
Bill Laskey, R ERA: 4.3	(1, 1)	0.0	L	0	0	0	0	0	0	0	0	0	0	0	0	0	∞	∞
Tim Burke, R ERA: 1.78	(7, 1)	0.2		2	0	0	0	0	0	0	0	0	1	0	2	2	0.00	0.000
Jack O'Connor, L ERA: 5.54	(8, 1)	1.0		3	0	0	0	0	0	0	0	0	0	0	3	3	0.00	0.000
Randy St. Claire, R ERA: 3.13	(9, 1)	1.0		6	2	2	2	1	1	0	0	0	0	0	7	11	18.00	3.000

PITCHER	IP	WLS	BF	H	R	ER	SO	BB	IBB	HBP	BLK	WP	HR	S	P	ERA	WHIP

Batter	1	2	3	4	5	6	7	8	9	AB	R	H	RBI	BB	SO	LOB
Tim Raines, S (1, 7) OBP: 0.387, SLG: 0.443	0-0 1B 3B		BBBB 4-0 BB		0-0 5-3 ③		0-0 5-3 ③		SSS 0-3 K ①	4	1	1	0	1	1	1
Vance Law, R (1, 4) OBP: 0.362, SLG: 0.403	0-0 L3-6 WP 1B 3-H		0-0 F8 ①			0-0 F5 2B 1B		SSS 0-3 K ①	SSS 0-3 K ②	5	1	2	1	0	2	2
Andre Dawson, R (1, 9) OBP: 0.308, SLG: 0.434	0-0 F1 ① 1-2		SSS 0-3 K ②			0-0 F5 ① 1-2		0-0 FC4-6 1B	0-0 4-3 ③	5	0	1	0	0	1	4
Hubie Brooks, R (1, 6) OBP: 0.313, SLG: 0.414	0-0 L3-6 ②③ 2-3		0-0 5-3 ③			0-0 2B 2B 2-H		0-0 FC4-6 ② 1B 1-2f 1B		4	2	1	1	0	0	3
Tim Wallach, R (1, 5) OBP: 0.311, SLG: 0.426		0-0 4-3 ①		SSS 0-3 K ①		0-0 2B 2-H		0-0 BB 1B 1-2 1B		4	0	2	1	0	1	0
Andres Galarraga, R (1, 3) OBP: 0.286, SLG: 0.286 Terry Francona, L (8, PH) OBP: 0.327, SLG: 0.370 (9, 3)		0-0 E6 WP		0-0 G6-4-3 1B		0-0 5-3 ②		0-0 BB 1B 1-2 2-H 1B		3 1	0 0	1 1	0 1	0 0	0 0	1 0
Mitch Webster, S (1, 8) OBP: 0.264, SLG: 0.414		0-0 F9 ②		0-0 G6-4-3 ②③ 1-2f		0-0 5-3 ③		BBBB 4-0 BB 1-2 2-3		3	0	0	0	1	0	3
Mike Fitzgerald, R (1, 2) OBP: 0.296, SLG: 0.285 Razor Shines, S (8, PH) OBP: 0.143, SLG: 0.118 Sal Butera, R (9, 2) OBP: 0.273, SLG: 0.310		BBBB 4-0 BB 2-3			0-0 5-3 ①		0-0 F8 ①	0-0 4-3 ③		2 1 0	0 0 0	0 0 0	0 0 0	1 0 0	0 0 0	0 3 0
Bill Laskey, R (1, 1) OBP: 0.211, SLG: 0.118 Tim Burke, R (7, 1) OBP: 0.167, SLG: 0.167 U L Washington, S (7, PH) OBP: 0.321, SLG: 0.379 Jack O'Connor, L (8, 1) Randy St. Claire, R (9, 1) OBP: 0.429, SLG: 0.200 Herm Winningham, L (9, PH) OBP: 0.310, SLG: 0.350		SSS 0-3 K ③			SSS 0-3 K ②		SSS 0-3 K ②		0-0 1B	2 0 1 0 0 0 1	0 0 0 0 0 0 0	0 0 0 0 0 0 1	0 0 0 0 0 0 0	0 0 0 0 0 0 0	2 0 1 0 0 0 0	2 0 0 0 0 0 0
Inning Stats	R: 1 H: 2 E: 0 LOB: 0 K: 0 BB: 0 S: 4 P: 4	R: 0 H: 0 E: 1 LOB: 2 K: 1 BB: 1 S: 6 P: 10	R: 0 H: 0 E: 0 LOB: 1 K: 1 BB: 1 S: 5 P: 9	R: 0 H: 1 E: 0 LOB: 0 K: 1 BB: 0 S: 5 P: 5	R: 0 H: 0 E: 0 LOB: 0 K: 1 BB: 0 S: 5 P: 5	R: 2 H: 3 E: 0 LOB: 1 K: 0 BB: 0 S: 6 P: 6	R: 0 H: 0 E: 0 LOB: 0 K: 1 BB: 0 S: 5 P: 5	R: 1 H: 3 E: 0 LOB: 3 K: 1 BB: 1 S: 8 P: 12	R: 0 H: 1 E: 0 LOB: 1 K: 2 BB: 0 S: 8 P: 8	1B: 7 2B: 3 3B: 1 HR: 0	SF: 0 SAC: 0 DP: 2 HBP: 0					

PITCHER	IP	WLS	BF	H	R	ER	SO	BB	IBB	HBP	BLK	WP	HR	S	P	ERA	WHIP
Dave LaPoint, L (1, 1) ERA: 3.1	7.0	W	28	6	3	3	5	2	0	0	0	2	0	36	44	3.86	1.143
Scott Garrelts, R (8, 1) ERA: 1.61	2.0	S	11	4	1	1	3	1	0	0	0	0	0	16	20	4.50	2.500

PITCHER	IP	WLS	BF	H	R	ER	SO	BB	IBB	HBP	BLK	WP	HR	S	P	ERA	WHIP

BOTTOM

San Francisco Giants @ Montreal Expos

Olympic Stadium, Montreal, QB

Mon Aug 26 1985, 7:05 PM EDT

Att. 13,064 - Overcast

livebaseballscorecards.com

AB	36
R	4
H	10
RBI	4
BB	3
SO	8
LOB	19

MONTRÉAL EXPOS

Batter	1	2	3	4	5	6	7	8	9	AB	R	H	RBI	BB	SO	LOB
Brad Wellman, R (1, 5) OBP: 0.274, SLG: 0.320	K		CS 1B		K			K	E9 3B 1-H 2-H 3-H	5	1	2	3	0	3	0
Manny Trillo, R (1, 4) OBP: 0.285, SLG: 0.292	6-3		5-3 1-2			1B		5-3	1B BB	4	0	1	0	1	0	1
Chili Davis, S (1, 8) OBP: 0.346, SLG: 0.408	3-1		BB			K		FC1-6 BB	K	3	0	0	0	2	2	2
Dan Driessen, L (1, 3) OBP: 0.315, SLG: 0.360		BB 1B 1B	G3			K		FC1-6 1-2f	1B 1-3	5	1	2	0	0	1	3
Joel Youngblood, R (1, 9) OBP: 0.346, SLG: 0.339		1B BB 1-2		F4		F9			HBP 1B F9	4	1	1	0	1	0	3
Ron Roenicke, S (1, 7) OBP: 0.388, SLG: 0.297		K		K			F2		SH3-4 1-2	3	0	0	0	0	2	2
Alex Trevino, R (1, 2) OBP: 0.292, SLG: 0.361		F4		5-3			5-3		HBP E 1B BB	3	1	0	0	1	0	2
Jose Uribe, S (1, 6) OBP: 0.277, SLG: 0.303		1B 1-3 2-H			F7		E S BB		HBP E 1B 1-2 2-3	3	1	2	1	1	0	0
Vida Blue, S (1, 1) OBP: 0.190, SLG: 0.150		F8			K		F7 1-3		E HBP 1-2 2-3 3-H	2	0	0	0	0	1	2
Dan Gladden, R (7, PH) OBP: 0.298, SLG: 0.306										1	0	0	0	0	0	1
Greg Minton, S (7, 1)										0	0	0	0	0	0	0
David Green, R (9, PH) OBP: 0.304, SLG: 0.364										0	1	0	1	0	0	0
Mark Davis, L (9, 1) OBP: 0.200, SLG: 0.400										0	0	0	0	0	0	0
Inning Stats	R: 0 E: 0 K: 1 S: 5 H: 0 LOB: 0 BB: 0 P: 5	R: 1 E: 0 K: 1 S: 7 H: 2 LOB: 2 BB: 1 P: 11	R: 0 E: 0 K: 0 S: 3 H: 1 LOB: 1 BB: 1 P: 7	R: 0 E: 0 K: 1 S: 5 H: 0 LOB: 0 BB: 0 P: 5	R: 0 E: 0 K: 2 S: 7 H: 0 LOB: 0 BB: 0 P: 7	R: 0 E: 0 K: 2 S: 8 H: 1 LOB: 1 BB: 0 P: 8	R: 0 E: 0 K: 0 S: 3 H: 0 LOB: 1 BB: 1 P: 7	R: 0 E: 0 K: 1 S: 5 H: 0 LOB: 1 BB: 1 P: 9	R: 5 E: 1 K: 1 S: 9 H: 4 LOB: 2 BB: 2 P: 18	1B: 7 2B: 0 3B: 1 HR: 0 SF: 0 SAC: 1 DP: 0 HBP: 1						

PITCHER	IP	WLS	BF	H	R	ER	SO	BB	IBB	HBP	BLK	WP	HR	S	P	ERA	WHIP
Floyd Youmans, R (1, 1) ERA: 1.66	7.0		27	4	1	1	7	3	0	0	0	0	0	38	50	1.29	1.000
Jeff Reardon, R (8, 1) ERA: 3.26	1.1	L	11	3	5	5	1	3	0	1	0	0	0	9	22	33.75	4.500
Tim Burke, R (9, 1) ERA: 1.77	0.2		3	1	0	0	1	0	0	0	0	0	0	5	5	0.00	1.500

PITCHER	IP	WLS	BF	H	R	ER	SO	BB	IBB	HBP	BLK	WP	HR	S	P	ERA	WHIP

TOP

San Francisco Giants @ Montreal Expos

Olympic Stadium, Montreal, QB

Tue Aug 27 1985, 7:05 PM EDT

Att. 13,341 - Unknown

livebaseballscorecards.com

AB	33
R	6
H	8
RBI	5
BB	6
SO	9
LOB	16

WP: 0	PA: 41																
PB: 0																	
SB: 1																	
CS: 1																	

Batter	1	2	3	4	5	6	7	8	9	AB	R	H	RBI	BB	SO	LOB
Tim Raines, S (1, 7) OBP: 0.388, SLG: 0.443	F8		5-3		BB		1B (1-2)			3	0	1	0	1	0	1
Vance Law, R (1, 4) OBP: 0.361, SLG: 0.400	F8		5-3		BB (1-2, 2-3, 3-H)		6-3			3	0	0	1	1	0	3
Andre Dawson, R (1, 9) OBP: 0.305, SLG: 0.430	L5			F9	K			K		4	0	0	0	0	2	3
Hubie Brooks, R (1, 6) OBP: 0.310, SLG: 0.411		5-3		F4		F8		6-3		4	0	0	0	0	0	0
Tim Wallach, R (1, 5) OBP: 0.310, SLG: 0.423		BB (FC5-6-4)		F3		F4		F7		3	0	0	0	1	0	0
Andres Galarraga, R (1, 3) OBP: 0.182, SLG: 0.182		FC5-6-4 (FC5-4) (1-2f)			K	6-3			5-3	4	0	0	0	0	1	1
Mitch Webster, S (1, 8) OBP: 0.264, SLG: 0.403		FC5-4 (1-2f)			BB (1B)		4-3		5-3	3	1	0	0	1	0	1
Sal Butera, R (1, 2) OBP: 0.291, SLG: 0.319			BB (SH3-4)		BB (SH3-4) (1-3)		F3		5-3	1	0	1	0	1	0	0
Razor Shines, S (7, PH) OBP: 0.139, SLG: 0.114										1	0	0	0	0	0	0
Mike Fitzgerald, R (8, 2) OBP: 0.295, SLG: 0.284										1	0	0	0	0	0	0
Floyd Youmans, R (1, 1)			SH3-4 (1-2)		SH3-4 (1-2)		BB (1B)			0	0	0	0	0	0	0
Scot Thompson, L (7, PH) OBP: 0.266, SLG: 0.285										0	0	0	0	1	0	0
Jeff Reardon, R (8, 1) OBP: 0.167, SLG: 0.167										0	0	0	0	0	0	0
Tim Burke, R (9, 1) OBP: 0.167, SLG: 0.167										0	0	0	0	0	0	0
Inning Stats	R: 0 E: 0 K: 0 S: 3 H: 0 LOB: 0 BB: 0 P: 3	R: 0 E: 0 K: 0 S: 3 H: 0 LOB: 1 BB: 1 P: 7	R: 0 E: 0 K: 0 S: 3 H: 0 LOB: 1 BB: 1 P: 7	R: 0 E: 0 K: 0 S: 3 H: 0 LOB: 0 BB: 0 P: 3	R: 1 E: 0 K: 2 S: 8 H: 1 LOB: 3 BB: 3 P: 20	R: 0 E: 0 K: 0 S: 3 H: 0 LOB: 0 BB: 0 P: 3	R: 0 E: 0 K: 0 S: 4 H: 1 LOB: 2 BB: 1 P: 8	R: 0 E: 0 K: 1 S: 5 H: 0 LOB: 0 BB: 0 P: 5	R: 0 E: 0 K: 0 S: 3 H: 0 LOB: 0 BB: 0 P: 3	1B: 2 2B: 0 3B: 0 HR: 0 SF: 0 SAC: 2 DP: 0 HBP: 0						

PITCHER		IP	WLS	BF	H	R	ER	SO	BB	IBB	HBP	BLK	WP	HR	S	P	ERA	WHIP
Vida Blue, L ERA: 4.7	(1, 1)	6.0		24	1	1	1	2	5	0	0	0	0	0	23	43	1.50	1.000
Greg Minton, R ERA: 3.42	(7, 1)	2.0	W	8	1	0	0	1	1	0	0	0	0	0	9	13	0.00	1.000
Mark Davis, L ERA: 2.79	(9, 1)	1.0		3	0	0	0	0	0	0	0	0	0	0	3	3	0.00	0.000

PITCHER	IP	WLS	BF	H	R	ER	SO	BB	IBB	HBP	BLK	WP	HR	S	P	ERA	WHIP

BOTTOM

San Francisco Giants @ Montreal Expos

Olympic Stadium, Montreal, QB

Tue Aug 27 1985, 7:05 PM EDT

Att. 13,341 - Unknown

livebaseballscorecards.com

AB	27
R	1
H	2
RBI	1
BB	6
SO	3
LOB	9

PA: 35

WP: 0
PB: 0
SB: 0
CS: 0

Montreal Expos @ San Diego Padres

Jack Murphy Stadium, San Diego, CA

Thu Aug 29 1985, 6:33 AM EDT

Att. 16,749 - Unknown

TOP

livebaseballscorecards.com

Batter	1	2	3	4	5	6	7	8	9	AB	R	H	RBI	BB	SO	LOB
Tim Raines, S (1, 7) OBP: 0.390, SLG: 0.453	S 1B		6-3			5-3	1-3 2B 3-H 2B		HR	5	2	3	2	0	0	1
Vance Law, R (1, 4) OBP: 0.358, SLG: 0.397	F8		5-3			6-3	BBBBB 4-0 2B BB		1B	3	0	0	0	0	0	2
Bert Roberge, R (6, 1)										0	0	0	0	0	0	0
Jim Wohlford, R (7, PH) OBP: 0.287, SLG: 0.291							1B 1-3 1B			0	0	0	0	0	0	0
Terry Francona, L (7, PH) OBP: 0.333, SLG: 0.373							1-H 2-H 3-H 2B			1	1	1	0	1	0	0
(7, 3)																
Andre Dawson, R (1, 9) OBP: 0.306, SLG: 0.433	S S S K 1-2			F7					S S S K	4	1	2	3	0	1	1
Tim Burke, R (7, 1) OBP: 0.143, SLG: 0.143										1	0	0	0	0	1	1
Jeff Reardon, R (9, 1) OBP: 0.167, SLG: 0.167										0	0	0	0	0	0	0
Hubie Brooks, R (1, 6) OBP: 0.308, SLG: 0.407	1-3			S S S K			1-3 1-2 F9			4	0	0	0	0	1	3
Tim Wallach, R (1, 5) OBP: 0.310, SLG: 0.422		F9		F8			1B BB 2-3 1B	F9		4	1	1	0	0	0	0
Andres Galarraga, R (1, 3) OBP: 0.214, SLG: 0.154		6-3			F8		BBBBB 4-0 1B 1-2 BB	BBBBB 4-0 CS BB		2	1	0	0	1	0	0
Herm Winningham, L (7, 8) OBP: 0.312, SLG: 0.350										0	0	0	0	1	0	0
Mitch Webster, S (1, 8) OBP: 0.263, SLG: 0.398		S S S K			F3		1B 1-2 2-3 3-H 2B 1B	1-2 F8		4	1	1	1	0	1	1
(7, 9)																
Mike Fitzgerald, R (1, 2) OBP: 0.298, SLG: 0.287			SH3-4 1B		5-3		2B 1-3 2-H 3-H 2B 1B		F3	4	1	2	2	0	0	0
Bryn Smith, R (1, 1) OBP: 0.246, SLG: 0.274			SH3-4 1-2			S S S K	S S S K		S S S K	0	0	0	0	0	0	0
Gary Lucas, L (5, 1)										0	0	0	0	0	0	0
U L Washington, S (6, PH) OBP: 0.316, SLG: 0.372										3	0	0	0	0	3	2
(6, 4)																
Inning Stats	R: 0 E: 0 K: 1 S: 6 H: 1 LOB: 1 BB: 0 P: 6	R: 0 E: 0 K: 1 S: 5 H: 0 LOB: 0 BB: 0 P: 5	R: 0 E: 0 K: 0 S: 4 H: 1 LOB: 1 BB: 0 P: 4	R: 0 E: 0 K: 1 S: 5 H: 0 LOB: 0 BB: 0 P: 5	R: 0 E: 0 K: 0 S: 3 H: 0 LOB: 0 BB: 0 P: 3	R: 0 E: 0 K: 1 S: 5 H: 0 LOB: 0 BB: 0 P: 5	R: 7 E: 0 K: 1 S: 11 H: 6 LOB: 1 BB: 2 P: 19	R: 0 E: 0 K: 0 S: 2 H: 0 LOB: 0 BB: 1 P: 6	R: 1 E: 0 K: 2 S: 9 H: 2 LOB: 1 BB: 0 P: 9	1B: 7 2B: 2 3B: 0 HR: 1 SF: 0 SAC: 1 DP: 0 HBP: 0						

	AB	35
	R	8
	H	10
	RBI	8
	BB	3
	SO	7
	LOB	11

PITCHER		IP	WLS	BF	H	R	ER	SO	BB	IBB	HBP	BLK	WP	HR	S	P	ERA	WHIP	PITCHER	IP	WLS	BF	H	R	ER	SO	BB	IBB	HBP	BLK	WP	HR	S	P	ERA	WHIP
Dave Dravecky, L ERA: 2.34	(1, 1)	6.1		26	6	5	5	4	1	0	0	0	0	0	33	37	7.11	1.105																	
Gene Walter, L ERA: 4.91	(7, 1)	0.1	L	2	1	0	0	1	0	0	0	0	0	0	4	4	0.00	3.000																	
Lance McCullers, R ERA: 1.93	(7, 1)	2.1		11	3	3	3	2	2	0	0	0	0	1	13	21	11.57	2.143																	

WP: 0 PB: 0 SB: 1 CS: 1 PA: 39

BOTTOM

Montreal Expos @ San Diego Padres

Jack Murphy Stadium, San Diego, CA

Thu Aug 29 1985, 6:33 AM EDT

Att. 16,749 - Unknown

Batter	1	2	3	4	5	6	7	8	9	AB	R	H	RBI	BB	SO	LOB
Garry Templeton, S (1, 6) OBP: 0.341, SLG: 0.379	3-1		K		HR		F9		1B	3	1	1	1	0	1	0
Mario Ramirez, R (6, 6) OBP: 0.273, SLG: 0.323										1	0	0	0	0	0	0
Al Bumbry, L (9, PH) OBP: 0.281, SLG: 0.301										1	0	1	0	0	0	0
Tony Gwynn, L (1, 9) OBP: 0.349, SLG: 0.401	6-3		S 1B		F6		K		1-2 1B	5	0	2	0	0	1	0
Steve Garvey, R (1, 3) OBP: 0.304, SLG: 0.431	E 2B		F7 1-2		6-3		5-3		K	5	1	1	0	0	1	3
Graig Nettles, L (1, 5) OBP: 0.370, SLG: 0.428	E4 FC4-6 2-H			F9	1B			E3		4	0	1	0	0	0	0
Jerry Royster, R (8, PR) (9, 5) OBP: 0.357, SLG: 0.392										0	0	0	0	0	0	0
Terry Kennedy, L (1, 2) OBP: 0.290, SLG: 0.379	FC4-6 1-2f			BB HR 1B	3-4-3			F7		4	1	1	0	0	0	3
Carmelo Martinez, R (1, 7) OBP: 0.350, SLG: 0.439		F5		1-2 HR BB		K		F6		3	1	0	0	1	1	1
Kevin McReynolds, R (1, 8) OBP: 0.286, SLG: 0.376		5-3		1-H 2-H HR		6-3		F9		4	1	1	3	0	0	1
Tim Flannery, L (1, 4) OBP: 0.390, SLG: 0.363		G3		G3		BB			K	3	0	0	0	1	1	0
Dave Dravecky, R (1, 1) OBP: 0.167, SLG: 0.125			6-3	G3		F7			K	3	0	0	0	0	0	1
Gene Walter, L (7, 1)										0	0	0	0	0	0	0
Lance McCullers, S (7, 1)										0	0	0	0	0	0	0
Bobby Brown, S (9, PH) OBP: 0.211, SLG: 0.197										1	0	0	0	0	1	0
Inning Stats	R: 1 E: 1 K: 0 S: 5 H: 1 LOB: 1 BB: 0 P: 5	R: 0 E: 0 K: 0 S: 3 H: 0 LOB: 0 BB: 0 P: 3	R: 0 E: 0 K: 1 S: 6 H: 1 LOB: 1 BB: 0 P: 6	R: 3 E: 0 K: 0 S: 5 H: 2 LOB: 0 BB: 1 P: 9	R: 1 E: 0 K: 0 S: 5 H: 2 LOB: 1 BB: 0 P: 5	R: 0 E: 0 K: 1 S: 5 H: 0 LOB: 1 BB: 1 P: 9	R: 0 E: 0 K: 1 S: 5 H: 0 LOB: 0 BB: 0 P: 5	R: 0 E: 1 K: 0 S: 4 H: 0 LOB: 1 BB: 0 P: 4	R: 0 E: 0 K: 3 S: 11 H: 2 LOB: 2 BB: 0 P: 11	1B: 5 2B: 1 3B: 0 HR: 2 SF: 0 SAC: 0 DP: 0 HBP: 0	WP: 0 PB: 0 SB: 1 CS: 0 PA: 39					

PITCHER	IP	WLS	BF	H	R	ER	SO	BB	IBB	HBP	BLK	WP	HR	S	P	ERA	WHIP
Bryn Smith, R (1, 1) ERA: 2.76	4.2		22	6	5	4	1	1	0	0	0	0	2	23	27	7.71	1.500
Gary Lucas, L (5, 1) ERA: 3.58	0.1		1	0	0	0	0	0	0	0	0	0	0	1	1	0.00	0.000
Bert Roberge, R (6, 1) ERA: 2.26	1.0	W	4	0	0	0	1	1	0	0	0	0	0	5	9	0.00	1.000
Tim Burke, R (7, 1) ERA: 1.71	2.2		11	2	0	0	3	0	0	0	0	0	0	17	17	0.00	0.750
Jeff Reardon, R (9, 1) ERA: 3.24	0.1	S	1	0	0	0	1	0	0	0	0	0	0	3	3	0.00	0.000

PITCHER	IP	WLS	BF	H	R	ER	SO	BB	IBB	HBP	BLK	WP	HR	S	P	ERA	WHIP

AB	37
R	5
H	8
RBI	4
BB	2
SO	6
LOB	9

livebaseballscorecards.com

Batter	1	2	3	4	5	6	7	8	9	AB	R	H	RBI	BB	SO	LOB
Tim Raines, S (1, 7) OBP: 0.390, SLG: 0.451	F7		FC4 1-2f HR		BB 2-H 1B 1B		F9		WP BB	4	2	1	1	1	0	1
Vance Law, R (1, 4) OBP: 0.361, SLG: 0.403	3-1		1-H HR		1B 1-2 E BB		BB		4-3 1-2	3	2	1	2	2	0	1
Andre Dawson, R (1, 9) OBP: 0.306, SLG: 0.431	F8		K		E S 1-3 SF8 2-H 1B		F9		F2	4	1	1	1	0	1	1
Mitch Webster, S (8, 9) OBP: 0.261, SLG: 0.395										1	0	0	0	0	0	1
Hubie Brooks, R (1, 6) OBP: 0.305, SLG: 0.405		6-3		6-3	SF8 1-H 3-H		K			3	0	0	1	0	1	1
Terry Francona, L (1, 3) OBP: 0.337, SLG: 0.396		HR		1B 2B	P4			F7		4	1	2	1	0	0	0
Tim Wallach, R (1, 5) OBP: 0.309, SLG: 0.420		F9		2-H 1B		6-3		F7		4	0	1	0	0	0	0
Herm Winningham, L (1, 8) OBP: 0.311, SLG: 0.346		F9		K		K		FC5-4 BB		3	0	0	0	1	2	1
Mike Fitzgerald, R (1, 2) OBP: 0.300, SLG: 0.291			K		SH1-4 1B BB	2B		FC5-4 1-2f		3	1	1	0	1	1	1
Bill Gullickson, R (1, 1) OBP: 0.173, SLG: 0.212			FC4 1B		SH1-4 1-2	6-3			K	3	0	1	0	0	1	1
Inning Stats	R: 0 E: 0 K: 0 S: 3 H: 0 LOB: 0 BB: 0 P: 3	R: 1 E: 0 K: 0 S: 4 H: 1 LOB: 0 BB: 0 P: 4	R: 2 E: 0 K: 2 S: 9 H: 2 LOB: 0 BB: 0 P: 9	R: 0 E: 0 K: 1 S: 6 H: 2 LOB: 1 BB: 0 P: 6	R: 4 E: 0 K: 0 S: 5 H: 2 LOB: 0 BB: 2 P: 13	R: 0 E: 0 K: 1 S: 6 H: 1 LOB: 1 BB: 0 P: 6	R: 0 E: 0 K: 1 S: 5 H: 0 LOB: 1 BB: 1 P: 9	R: 0 E: 0 K: 0 S: 3 H: 0 LOB: 1 BB: 1 P: 7	R: 0 E: 0 K: 1 S: 5 H: 0 LOB: 1 BB: 1 P: 9	1B: 4 2B: 2 3B: 0 HR: 2 SF: 1 SAC: 1 DP: 0 HBP: 0	WP: 1 PB: 0 SB: 1 CS: 0 PA: 39					

PITCHER		IP	WLS	BF	H	R	ER	SO	BB	IBB	HBP	BLK	WP	HR	S	P	ERA	WHIP
Eric Show, R ERA: 3.26	(1, 1)	3.0	L	12	3	3	3	2	0	0	0	0	0	2	16	16	9.00	1.000
Craig Lefferts, L ERA: 3.34	(4, 1)	1.1		8	3	3	3	1	2	0	0	0	0	0	8	16	20.25	3.750
Roy Lee Jackson, R ERA: 2.05	(5, 1)	0.2		3	1	1	0	0	0	0	0	0	0	0	3	3	0.00	1.500
Gene Walter, L ERA: 3.86	(6, 1)	2.0		8	1	0	0	2	1	0	0	0	0	0	11	15	0.00	1.000
Tim Stoddard, R ERA: 4.53	(8, 1)	2.0		8	0	0	0	1	2	0	0	0	1	0	8	16	0.00	1.000

PITCHER	IP	WLS	BF	H	R	ER	SO	BB	IBB	HBP	BLK	WP	HR	S	P	ERA	WHIP

Montreal Expos @ San Diego Padres

Jack Murphy Stadium, San Diego, CA

Sat Aug 31 1985, 10:05 PM EDT

Att. 43,065 - Unknown

TOP

livebaseballscorecards.com

AB	32
R	7
H	8
RBI	6
BB	5
SO	6
LOB	8

Montreal Expos @ San Diego Padres

Jack Murphy Stadium, San Diego, CA

Sat Aug 31 1985, 10:05 PM EDT

Att. 43,065 - Unknown

BOTTOM

Batter	1	2	3	4	5	6	7	8	9	AB	R	H	RBI	BB	SO	LOB
Garry Templeton, S (1, 6) OBP: 0.338, SLG: 0.376	1-6-3		4-3		4-3			K		4	0	0	0	0	1	0
Tony Gwynn, L (1, 9) OBP: 0.350, SLG: 0.402	F7			1B 1B		G6-4-3 1B		6-3		4	1	2	0	0	0	0
Steve Garvey, R (1, 3) OBP: 0.304, SLG: 0.430	1B			F9		G6-4-3 1-2f		K		4	0	1	0	0	1	2
Graig Nettles, L (1, 5) OBP: 0.369, SLG: 0.426	F8			1B 1-3 1B		F9			K	4	0	1	0	0	1	1
Terry Kennedy, L (1, 2) Tim Stoddard, R (8, 1) Kurt Bevacqua, R (9, PH) OBP: 0.349, SLG: 0.356		4-3		FC6-4 1-2 3-H 1B			F7		L3	3 0 1	0 0 0	1 0 0	1 0 0	0 0 0	0 0 0	0 0 0
Carmelo Martinez, R (1, 7) OBP: 0.347, SLG: 0.435		6-3		P6			5-3		F8	4	0	0	0	0	0	2
Kevin McReynolds, R (1, 8) OBP: 0.286, SLG: 0.375		6-3		FC6-4 1-2f			E 1B			3	0	1	0	0	0	2
Tim Flannery, L (1, 4) OBP: 0.386, SLG: 0.360			F7		F7		E4 1-2			3	0	0	0	0	0	1
Eric Show, R (1, 1) OBP: 0.102, SLG: 0.102 Bobby Brown, S (3, PH) OBP: 0.208, SLG: 0.194 Craig Lefferts, L (4, 1) OBP: 0.250, SLG: 0.250 Roy Lee Jackson, R (5, 1) Al Bumbry, L (5, PH) OBP: 0.278, SLG: 0.298 Gene Walter, L (6, 1) Bruce Bochy, R (7, PH) OBP: 0.307, SLG: 0.493 (8, 2)			F7		P6		F3			0 1 0 0 1 0 1	0 0 0 0 0 0 0	0 0 0 0 0 0 0	0 0 0 0 0 0 0	0 0 0 0 0 0 0	0 0 0 0 0 0 0	0 0 0 0 0 0 2
Inning Stats	R: 0 E: 0 K: 0 S: 4 H: 1 LOB: 1 BB: 0 P: 4	R: 0 E: 0 K: 0 S: 3 H: 0 LOB: 0 BB: 0 P: 3	R: 0 E: 0 K: 0 S: 3 H: 0 LOB: 0 BB: 0 P: 3	R: 1 E: 0 K: 0 S: 6 H: 3 LOB: 2 BB: 0 P: 6	R: 0 E: 0 K: 0 S: 3 H: 0 LOB: 0 BB: 0 P: 3	R: 0 E: 0 K: 0 S: 3 H: 1 LOB: 0 BB: 0 P: 3	R: 0 E: 1 K: 0 S: 5 H: 1 LOB: 2 BB: 0 P: 5	R: 0 E: 0 K: 2 S: 7 H: 0 LOB: 0 BB: 0 P: 7	R: 0 E: 0 K: 1 S: 5 H: 0 LOB: 0 BB: 0 P: 5	1B: 6 2B: 0 3B: 0 HR: 0	SF: 0 SAC: 0 DP: 1 HBP: 0					

	AB	33
	R	1
	H	6
	RBI	1
	BB	0
	SO	3
	LOB	10

WP: 0 PB: 0 SB: 0 CS: 0 PA: 33

livebaseballscorecards.com

PITCHER	IP	WLS	BF	H	R	ER	SO	BB	IBB	HBP	BLK	WP	HR	S	P	ERA	WHIP
Bill Gullickson, R (1, 1) ERA: 3.13	9.0	W	33	6	1	1	3	0	0	0	0	0	0	39	39	1.00	0.667

PITCHER	IP	WLS	BF	H	R	ER	SO	BB	IBB	HBP	BLK	WP	HR	S	P	ERA	WHIP

Batter	1	2	3	4	5	6	7	8	9	AB	R	H	RBI	BB	SO	LOB
Tim Raines, S (1, 7) OBP: 0.390, SLG: 0.452	K			F9 2B		SH4-3 1-2 2-3			F8	3	0	1	0	0	1	0
Vance Law, R (1, 4) OBP: 0.360, SLG: 0.402	1-3			F9 2-3		G5-4-3 1B 3-H			6-3	4	0	1	1	0	0	1
Andre Dawson, R (1, 9) OBP: 0.303, SLG: 0.427	1-3			F7		G5-4-3 1-2f			6-3	4	0	0	0	0	0	3
Hubie Brooks, R (1, 6) OBP: 0.306, SLG: 0.403		G4-6-3 BB		F8			P4			2	0	0	0	1	0	1
Terry Francona, L (1, 3) OBP: 0.332, SLG: 0.390		G4-6-3 1-2f			F9		F8			3	0	0	0	0	0	1
Tim Wallach, R (1, 5) OBP: 0.307, SLG: 0.417		5-3			P4		K			3	0	0	0	0	1	0
Herm Winningham, L (1, 8) OBP: 0.308, SLG: 0.342			4-3		G1			F2		3	0	0	0	0	0	0
Sal Butera, R (1, 2) OBP: 0.296, SLG: 0.324			K			SH4-3 BB 1B 1B		1-3		2	1	1	0	0	1	0
Mitch Webster, S (8, PH) OBP: 0.259, SLG: 0.392										1	0	0	0	0	0	0
Mike Fitzgerald, R (8, 2) OBP: 0.300, SLG: 0.291										0	0	0	0	0	0	0
Floyd Youmans, R (1, 1)			6-3			SH4-3 1-2 BB		4-3		1	0	0	0	0	0	0
Razor Shines, S (6, PH) OBP: 0.162, SLG: 0.114										0	0	0	0	1	0	0
Bert Roberge, R (6, 1)										0	0	0	0	0	0	0
Scot Thompson, L (8, PH) OBP: 0.264, SLG: 0.282										1	0	0	0	0	0	0
Randy St. Claire, R (8, 1) OBP: 0.429, SLG: 0.200										0	0	0	0	0	0	0
Inning Stats	R: 0 E: 0 K: 1 S: 5 H: 0 LOB: 0 BB: 0 P: 5	R: 0 E: 0 K: 0 S: 2 H: 0 LOB: 0 BB: 1 P: 6	R: 0 E: 0 K: 1 S: 5 H: 0 LOB: 0 BB: 0 P: 5	R: 0 E: 0 K: 0 S: 4 H: 1 LOB: 1 BB: 0 P: 4	R: 0 E: 0 K: 0 S: 3 H: 0 LOB: 0 BB: 0 P: 3	R: 1 E: 0 K: 0 S: 4 H: 2 LOB: 1 BB: 1 P: 8	R: 0 E: 0 K: 1 S: 5 H: 0 LOB: 0 BB: 0 P: 5	R: 0 E: 0 K: 0 S: 3 H: 0 LOB: 0 BB: 0 P: 3	R: 0 E: 0 K: 0 S: 3 H: 0 LOB: 0 BB: 0 P: 3	1B: 2 2B: 1 3B: 0 HR: 0 SF: 0 SAC: 1 DP: 2 HBP: 0	WP: 0 PB: 0 SB: 0 CS: 0 PA: 30					

PITCHER	IP	WLS	BF	H	R	ER	SO	BB	IBB	HBP	BLK	WP	HR	S	P	ERA	WHIP
Andy Hawkins, R (1, 1) ERA: 2.98	5.1	W	20	3	1	1	2	2	0	0	0	0	0	22	30	1.69	0.938
Lance McCullers, R (6, 1) ERA: 1.53	3.2	S	10	0	0	0	1	0	0	0	0	0	0	12	12	0.00	0.000

PITCHER	IP	WLS	BF	H	R	ER	SO	BB	IBB	HBP	BLK	WP	HR	S	P	ERA	WHIP

Montreal Expos @ San Diego Padres

Jack Murphy Stadium, San Diego, CA

Sun Sep 01 1985, 6:33 AM EDT

Att. 16,887 - Unknown

TOP

livebaseballscorecards.com

AB	27
R	1
H	3
RBI	1
BB	2
SO	3
LOB	6

BOTTOM

Montreal Expos @ San Diego Padres

Jack Murphy Stadium, San Diego, CA

Sun Sep 01 1985, 6:33 AM EDT

Att. 16,887 - Unknown

livebaseballscorecards.com

Batter	1	2	3	4	5	6	7	8	9	AB	R	H	RBI	BB	SO	LOB
Garry Templeton, S (1, 6) OBP: 0.339, SLG: 0.376	x 0-0 FC6-4 1B	x 0-0 S 2-H 3-H 1B		x 0-0 4-3		x 0-0 G3 2-3		x 0-0 F7		5	0	2	2	0	0	3
Tony Gwynn, L (1, 9) OBP: 0.348, SLG: 0.399	x 0-0 FC6-4 WP 1B 1-2f	x 0-0 3-1 1-2			x 0-0 F7	x 0-0 F5				4	1	0	0	0	0	3
Steve Garvey, R (1, 3) OBP: 0.303, SLG: 0.428	x 0-0 F9		x 0-0 6-3		x 0-0 BB 1B SF8 1B		x 0-0 5-3			4	1	1	0	0	0	1
Graig Nettles, L (1, 5) OBP: 0.370, SLG: 0.427	x 0-0 1-H 1B		x 0-0 L3		x 0-0 BB 1-2 1B		x 0-0 F9			4	0	2	1	0	0	0
Terry Kennedy, L (1, 2) OBP: 0.292, SLG: 0.379	S S S 0-3 K		S S S 0-3 K		B B B B 4-0 1-2 2-3 BB		x 0-0 1B WP 1B			3	1	1	0	1	2	1
Carmelo Martinez, R (1, 7) OBP: 0.349, SLG: 0.435		S S S 0-3 K		B B B B 4-0 FC6-4 BB BB	x 0-0 SF8 3-H		x 0-0 WP 1-3 1B			2	0	1	1	1	1	0
Kevin McReynolds, R (1, 8) OBP: 0.288, SLG: 0.374		B B B B 4-0 SH5-4 BB 1B BB		B B B B 4-0 FC6-4 1-2 BB	x 0-0 F3		x 0-0 5-3 1-2 3-H			2	1	0	0	2	0	3
Tim Flannery, L (1, 4) OBP: 0.388, SLG: 0.359		B B B B 4-0 SH5-4 1-2 1B BB		x 0-0 F8		x 0-0 G3 SH3-4 1B		x 0-0 F8		3	1	1	0	1	0	2
Andy Hawkins, R (1, 1) OBP: 0.121, SLG: 0.094 Lance McCullers, S (6, 1)		x 0-0 SH5-4 1-2 2-3		x 0-0 FC6-4 1-2f 2-3		x 0-0 SH3-4 1-2		S S S 0-3 K		1 1	0 0	0 0	0 0	0 0	0 1	2 0
Inning Stats	R: 1 H: 2 E: 0 LOB: 1 K: 1 BB: 0 S: 7 P: 7	R: 2 H: 1 E: 0 LOB: 1 K: 1 BB: 2 S: 6 P: 14	R: 0 H: 0 E: 0 LOB: 0 K: 1 BB: 0 S: 5 P: 5	R: 0 H: 0 E: 0 LOB: 2 K: 0 BB: 2 S: 3 P: 11	R: 1 H: 2 E: 0 LOB: 2 K: 0 BB: 1 S: 5 P: 9	R: 0 H: 1 E: 0 LOB: 1 K: 0 BB: 0 S: 4 P: 4	R: 1 H: 2 E: 0 LOB: 1 K: 0 BB: 0 S: 5 P: 5	R: 0 H: 0 E: 0 LOB: 0 K: 1 BB: 0 S: 5 P: 5		1B: 8 SF: 1 2B: 0 SAC: 2 3B: 0 DP: 0 HR: 0 HBP: 0						

AB	29
R	5
H	8
RBI	4
BB	5
SO	4
LOB	15

WP: 2 PA: 37
PB: 0
SB: 1
CS: 0

PITCHER		IP	WLS	BF	H	R	ER	SO	BB	IBB	HBP	BLK	WP	HR	S	P	ERA	WHIP
Floyd Youmans, R ERA: 2.3	(1, 1)	5.0	L	25	5	4	4	3	5	0	0	0	1	0	26	46	7.20	2.000
Bert Roberge, R ERA: 2.35	(6, 1)	2.0		9	3	1	1	0	0	0	0	0	1	0	9	9	4.50	1.500
Randy St. Claire, R ERA: 3.07	(8, 1)	1.0		3	0	0	0	1	0	0	0	0	0	0	5	5	0.00	0.000

PITCHER	IP	WLS	BF	H	R	ER	SO	BB	IBB	HBP	BLK	WP	HR	S	P	ERA	WHIP

Batter	1	2	3	4	5	6	7	8	9	10	11	AB	R	H	RBI	BB	SO	LOB
Tim Raines, S (1, 7) OBP: 0.388, SLG: 0.450	K		K			4-3		S 1B		K		5	0	1	0	0	3	0
Vance Law, R (1, 4) OBP: 0.360, SLG: 0.407	HR 2B		K			K		F7 1-2		FC5 2B		5	1	2	0	0	2	1
Andre Dawson, R (1, 9) OBP: 0.304, SLG: 0.432	2-H HR			1-3		K		K		IBB		4	1	1	2	1	2	1
Hubie Brooks, R (1, 6) OBP: 0.307, SLG: 0.403	5-3			F5			1B 1B		FC6-4 1B 1B 1B	F9		5	1	2	0	0	0	2
Terry Francona, L (1, 3) OBP: 0.330, SLG: 0.387	L3			F9			F7		1-2 FC6-4 1B	FC5 2-3f		4	0	1	0	0	0	1
Jim Wohlford, R (10, PH) OBP: 0.284, SLG: 0.288												1	0	0	0	0	0	2
Andres Galarraga, R (10, 3) OBP: 0.214, SLG: 0.154												0	0	0	0	0	0	0
Tim Wallach, R (1, 5) OBP: 0.306, SLG: 0.415		F5			K		1-2 1B		FC6-4 1B 1-2f 2-3 1B		6-3	5	1	1	0	0	1	2
Herm Winningham, L (1, 8) OBP: 0.306, SLG: 0.339		K			L4		F4		1B 1-3 3-H 1B		K	5	0	1	1	0	2	2
Mike Fitzgerald, R (1, 2) OBP: 0.301, SLG: 0.291		6-3			S 1B		K		1B 1-3 3-H 1B		6-3	3	0	1	0	0	1	2
Scot Thompson, L (9, PH) OBP: 0.269, SLG: 0.288												1	0	1	1	0	0	0
Sal Butera, R (9, 2) OBP: 0.293, SLG: 0.320												1	0	0	0	0	0	0
Dan Schatzeder, L (1, 1) OBP: 0.206, SLG: 0.348			K		1-2			K				2	0	0	0	0	2	1
Tim Burke, R (6, 1) OBP: 0.143, SLG: 0.143												0	0	0	0	0	0	0
U L Washington, S (8, PH) OBP: 0.315, SLG: 0.370												1	0	0	0	0	1	0
Gary Lucas, L (8, 1)												0	0	0	0	0	0	0
Razor Shines, S (9, PH) OBP: 0.158, SLG: 0.111												1	0	0	0	0	1	1
Jeff Reardon, R (9, 1) OBP: 0.167, SLG: 0.167												0	0	0	0	0	0	0
Inning Stats	R: 2 E: 0 K: 1 S: 7 H: 2 LOB: 0 BB: 0 P: 7	R: 0 E: 0 K: 1 S: 5 H: 0 LOB: 0 BB: 0 P: 5	R: 0 E: 0 K: 3 S: 9 H: 0 LOB: 0 BB: 0 P: 9	R: 0 E: 0 K: 0 S: 3 H: 0 LOB: 0 BB: 0 P: 3	R: 0 E: 0 K: 2 S: 8 H: 1 LOB: 1 BB: 0 P: 8	R: 0 E: 0 K: 2 S: 7 H: 0 LOB: 0 BB: 0 P: 7	R: 0 E: 0 K: 1 S: 7 H: 2 LOB: 2 BB: 0 P: 7	R: 0 E: 0 K: 2 S: 8 H: 1 LOB: 1 BB: 0 P: 8	R: 2 E: 0 K: 1 S: 8 H: 4 LOB: 1 BB: 0 P: 8	R: 0 E: 0 K: 1 S: 6 H: 1 LOB: 2 BB: 1 P: 10	R: 0 E: 0 K: 1 S: 5 H: 0 LOB: 0 BB: 0 P: 5	1B: 8 2B: 2 3B: 0 HR: 1	SF: 0 SAC: 0 DP: 0 HBP: 0		WP: 0 PB: 0 SB: 2 CS: 0	PA: 44		

PITCHER		IP	WLS	BF	H	R	ER	SO	BB	IBB	HBP	BLK	WP	HR	S	P	ERA	WHIP
Bobby Castillo, R ERA: 5.43	(1, 1)	5.0		18	3	2	2	7	0	0	0	0	0	1	32	32	3.60	0.600
Ken Howell, R ERA: 2.99	(6, 1)	1.0		3	0	0	0	2	0	0	0	0	0	0	7	7	0.00	0.000
Tom Niedenfuer, R ERA: 2.0	(7, 1)	3.0		15	7	2	2	4	0	0	0	0	0	0	23	23	6.00	2.333
Carlos Diaz, L ERA: 2.41	(10, 1)	2.0	W	8	1	0	0	2	0	1	0	0	0	0	11	15	0.00	0.500

Montreal Expos @ Los Angeles Dodgers

Dodger Stadium, Los Angeles, CA

Mon Sep 02 1985, 7:05 PM PDT

Att. 47,496 - Unknown

TOP

livebaseballscorecards.com

AB	43
R	4
H	11
RBI	4
BB	1
SO	15
LOB	15

Montreal Expos @ Los Angeles Dodgers

Dodger Stadium, Los Angeles, CA

Mon Sep 02 1985, 7:05 PM PDT

Att. 47,496 - Unknown

livebaseballscorecards.com

BOTTOM

Batter	1	2	3	4	5	6	7	8	9	10	11	AB	R	H	RBI	BB	SO	LOB
Mariano Duncan, R (1, 6) OBP: 0.285, SLG: 0.341	6-3		4-3		F8 2-3		B5-3		F8			5	0	0	0	0	0	1
Bill Russell, R (1, 7) OBP: 0.332, SLG: 0.303	F8		4-3			F7	4-3		F9			2	0	0	0	0	0	0
Ken Landreaux, L (6, PH) OBP: 0.312, SLG: 0.420 (7, 8)												3	0	0	0	0	0	0
Mike Marshall, R (1, 9) OBP: 0.329, SLG: 0.457	K		F9			HBP 1B 2B 1B	1B 1B			F7		5	1	2	0	0	1	0
Pedro Guerrero, R (1, 3) OBP: 0.420, SLG: 0.593		S BB E 1B		F8		HBP 1-2 2B 1B	HBP 1-2 1B			F6		5	2	3	0	0	0	0
Bill Madlock, R (1, 5) OBP: 0.329, SLG: 0.393		4-0 S 1-2 2B BB		F8		1-0 2B 1-2 2-3 FC6-2 HBP	6-3			F8		2	1	0	0	1	0	2
Bob Bailor, R (8, 5) OBP: 0.264, SLG: 0.284												1	0	0	0	0	0	0
Candy Maldonado, R (1, 8) OBP: 0.280, SLG: 0.327		0-0 1-H 2-H 2B		4-0 2B BB		0-0 FC6-2 1-3 2-H 3-H 2B		0-0 L6			0-0 5-3	1	0	1	1	1	0	0
Terry Whitfield, L (6, PH) OBP: 0.304, SLG: 0.443												1	0	1	2	0	0	0
Reggie Williams, R (6, PR) (7, 7)												1	0	0	0	0	0	0
Greg Brock, L (11, PH) OBP: 0.320, SLG: 0.420												1	0	0	0	0	0	0
Mike Scioscia, L (1, 2) OBP: 0.410, SLG: 0.414	F7			1-H 2B		4-0 FC6-2 IBB	G3				2B 1B 1B	4	0	2	0	1	0	1
Jose Gonzalez, R (11, PR)												0	1	0	0	0	0	0
Steve Sax, R (1, 4) OBP: 0.333, SLG: 0.297		K			CS SH3-4 BB	FC6-2 1-2 2-3 3-Hf	L4				1B 1-3 2B	4	0	1	0	1	1	4
Bobby Castillo, R (1, 1) OBP: 0.200, SLG: 0.111	F7				SH3-4 1-2	K			K		2-3 3-H 1B	1	0	0	0	0	0	1
Ken Howell, R (6, 1)												0	0	0	0	0	0	0
Len Matuszek, L (6, PH) OBP: 0.250, SLG: 0.317												1	0	0	0	0	1	3
Tom Niedenfuer, R (7, 1) OBP: 0.111, SLG: 0.111												0	0	0	0	0	0	0
Franklin Stubbs, L (9, PH)												1	0	0	0	0	1	0
Carlos Diaz, R (10, 1)												0	0	0	0	0	0	0
Jay Johnstone, L (11, PH) OBP: 0.200, SLG: 0.300												1	0	1	1	0	0	0
Inning Stats	R: 0 H: 0 E: 0 LOB: 0 K: 1 BB: 0 S: 5 P: 5	R: 2 H: 2 E: 0 LOB: 1 K: 1 BB: 1 S: 7 P: 11	R: 0 H: 0 E: 0 LOB: 0 K: 0 BB: 0 S: 3 P: 3	R: 0 H: 1 E: 0 LOB: 2 K: 0 BB: 1 S: 3 P: 7	R: 0 H: 0 E: 0 LOB: 0 K: 0 BB: 1 S: 2 P: 6	R: 2 H: 3 E: 0 LOB: 3 K: 1 BB: 1 S: 8 P: 13	R: 0 H: 2 E: 0 LOB: 2 K: 0 BB: 0 S: 5 P: 5	R: 0 H: 0 E: 0 LOB: 0 K: 0 BB: 0 S: 3 P: 3	R: 0 H: 0 E: 0 LOB: 0 K: 1 BB: 0 S: 5 P: 5	R: 0 H: 0 E: 0 LOB: 0 K: 0 BB: 0 S: 3 P: 3	R: 1 H: 3 E: 0 LOB: 2 K: 0 BB: 0 S: 4 P: 4	1B: 7 SF: 0 2B: 4 SAC: 1 3B: 0 DP: 0 HR: 0 HBP: 1						

AB	39
R	5
H	11
RBI	4
BB	4
SO	4
LOB	12

WP: 0 PA: 45
PB: 0
SB: 2
CS: 1

PITCHER		IP	WLS	BF	H	R	ER	SO	BB	IBB	HBP	BLK	WP	HR	S	P	ERA	WHIP
Dan Schatzeder, L ERA: 3.78	(1, 1)	5.0		19	3	2	2	2	3	0	0	0	0	0	20	32	3.60	1.200
Tim Burke, R ERA: 1.87	(6, 1)	2.0		13	5	2	2	1	0	1	1	0	0	0	13	18	9.00	2.500
Gary Lucas, L ERA: 3.51	(8, 1)	1.0		3	0	0	0	0	0	0	0	0	0	0	3	3	0.00	0.000
Jeff Reardon, R ERA: 3.26	(9, 1)	2.1	L	10	3	1	1	1	0	0	0	0	0	0	12	12	3.86	1.286

PITCHER	IP	WLS	BF	H	R	ER	SO	BB	IBB	HBP	BLK	WP	HR	S	P	ERA	WHIP

Batter	1	2	3	4	5	6	7	8	9	AB	R	H	RBI	BB	SO	LOB
Tim Raines, S (1, 7) OBP: 0.387, SLG: 0.447	x 0-0 ① L4		SSS 0-3 ③ K			BBBB 4-0 BB			x 0-0 ① L6	3	0	0	0	1	1	0
Vance Law, R (1, 4) OBP: 0.358, SLG: 0.403	x 0-0 ② F9			SSS 0-3 ① K		x 0-0 ② F9			x 0-0 ② 6-3	4	0	0	0	0	1	1
Andre Dawson, R (1, 9) OBP: 0.304, SLG: 0.431	x 0-0 1B			SSS 0-3 ② K		x 0-0 ③ F9			x 0-0 ③ 1-3	4	0	1	0	0	1	1
Hubie Brooks, R (1, 6) OBP: 0.307, SLG: 0.402	x 0-0 ③ 6-3			x 0-0 CS 1B			x 0-0 ① 6-3			3	0	1	0	0	0	1
Terry Francona, L (1, 3) OBP: 0.326, SLG: 0.382		x 0-0 ① F7		0-0 ③ CS 1-2	x 0-0 ① 6-3		x 0-0 ② G3			3	0	0	0	0	0	0
Tim Wallach, R (1, 5) OBP: 0.306, SLG: 0.414		x 0-0 ② 5-3			x 0-0 1B		x 0-0 ③ L4			3	0	1	0	0	0	0
Herm Winningham, L (1, 8) OBP: 0.303, SLG: 0.336		x 0-0 ③ G3			SSS 0-3 ② K			SSS 0-3 ① K		3	0	0	0	0	2	1
Mike Fitzgerald, R (1, 2) OBP: 0.299, SLG: 0.289 Mitch Webster, S (8, PH) OBP: 0.265, SLG: 0.397 Sal Butera, R (8, 2) OBP: 0.293, SLG: 0.320			x 0-0 ① 6-3		x 0-0 ③ 5-3			x 0-0 G4-6-3 1B		2 1 0	0 0 0	0 1 0	0 0 0	0 0 0	0 0 0	1 0 0
Bryn Smith, R (1, 1) OBP: 0.242, SLG: 0.270 Razor Shines, S (6, PH) OBP: 0.154, SLG: 0.108 Bill Laskey, R (6, 1) OBP: 0.211, SLG: 0.118 Jack O'Connor, L (6, 1) Bert Roberge, R (7, 1) Doug Frobel, L (8, PH) OBP: 0.318, SLG: 0.245 Gary Lucas, L (8, 1)			SSS 0-3 ② K			x 0-0 ① 4-3		x 0-0 ② ③ G4-6-3 1-2f		1 1 0 0 0 1 0	0 0 0 0 0 0 0	0 0 0 0 0 0 0	0 0 0 0 0 0 0	1 0 0 0 0 0 0	0 0 0 0 0 0 0	0 0 0 0 0 1 0
Inning Stats	R: 0 H: 1 E: 0 LOB: 1 K: 0 BB: 0 S: 4 P: 4	R: 0 H: 0 E: 0 LOB: 0 K: 0 BB: 0 S: 3 P: 3	R: 0 H: 0 E: 0 LOB: 0 K: 2 BB: 0 S: 7 P: 7	R: 0 H: 1 E: 0 LOB: 0 K: 2 BB: 0 S: 7 P: 7	R: 0 H: 1 E: 0 LOB: 1 K: 1 BB: 0 S: 6 P: 6	R: 0 H: 0 E: 0 LOB: 1 K: 0 BB: 1 S: 3 P: 7	R: 0 H: 0 E: 0 LOB: 0 K: 0 BB: 0 S: 3 P: 3	R: 0 H: 1 E: 0 LOB: 0 K: 1 BB: 0 S: 5 P: 5	R: 0 H: 0 E: 0 LOB: 0 K: 0 BB: 0 S: 3 P: 3	1B: 4 2B: 0 3B: 0 HR: 0	SF: 0 SAC: 0 DP: 1 HBP: 0			WP: 0 PB: 0 SB: 0 CS: 1	PA: 31	

TOP

Montreal Expos @ Los Angeles Dodgers

Dodger Stadium, Los Angeles, CA

Tue Sep 03 1985, 7:05 PM PDT

Att. 27,292 - Unknown

livebaseballscorecards.com

AB	29
R	0
H	4
RBI	0
BB	1
SO	6
LOB	6

PITCHER		IP	WLS	BF	H	R	ER	SO	BB	IBB	HBP	BLK	WP	HR	S	P	ERA	WHIP
Orel Hershiser, R ERA: 2.18	(1, 1)	9.0	W	30	4	0	0	6	1	0	0	0	0	0	41	45	0.00	0.556

PITCHER	IP	WLS	BF	H	R	ER	SO	BB	IBB	HBP	BLK	WP	HR	S	P	ERA	WHIP

Batter	1	2	3	4	5	6	7	8	9	AB	R	H	RBI	BB	SO	LOB
Mariano Duncan, R (1, 6) OBP: 0.284, SLG: 0.338	K		4-3		4-3		F8	IBB		4	0	0	0	1	1	0
Ken Landreaux, L (1, 8) OBP: 0.313, SLG: 0.423	1B		2B		4-3		E8	F9		5	1	2	0	0	0	3
Mike Marshall, R (1, 9) OBP: 0.326, SLG: 0.452	K		4-3		K		6-3			4	0	0	0	0	2	3
Pedro Guerrero, R (1, 7) OBP: 0.425, SLG: 0.603	1B			1B		HR	IBB			3	2	3	2	1	0	0
(7, 3) Greg Brock, L (8, 3) OBP: 0.320, SLG: 0.420										0	0	0	0	0	0	0
Bill Madlock, R (1, 5) OBP: 0.330, SLG: 0.394	6-3			1B		1B	5-3			4	1	2	0	0	0	3
Mike Scioscia, L (1, 2) OBP: 0.409, SLG: 0.410		G3		6-3		F9		BB		3	0	0	1	1	0	2
Len Matuszek, L (1, 3) OBP: 0.260, SLG: 0.319		4-3		1B		5-3		F6		2	0	1	1	0	0	0
Candy Maldonado, R (6, PH) OBP: 0.277, SLG: 0.323										2	0	0	0	0	0	2
(7, 7)																
Steve Sax, R (1, 4) OBP: 0.335, SLG: 0.295		4-3		5-3		IBB		BB		2	0	0	0	2	0	1
Orel Hershiser, R (1, 1) OBP: 0.194, SLG: 0.169			K	F7		F7		SH3-4		3	0	0	0	0	1	3
Inning Stats	R: 1 H: 2 E: 0 LOB: 1 K: 2 BB: 0 S: 9 P: 9	R: 0 H: 0 E: 0 LOB: 0 K: 0 BB: 0 S: 3 P: 3	R: 0 H: 1 E: 0 LOB: 1 K: 1 BB: 0 S: 6 P: 6	R: 2 H: 3 E: 0 LOB: 1 K: 0 BB: 0 S: 6 P: 6	R: 0 H: 0 E: 0 LOB: 0 K: 1 BB: 0 S: 5 P: 5	R: 1 H: 2 E: 0 LOB: 2 K: 0 BB: 1 S: 5 P: 9	R: 0 H: 0 E: 1 LOB: 2 K: 0 BB: 1 S: 4 P: 8	R: 0 H: 0 E: 0 LOB: 3 K: 0 BB: 3 S: 3 P: 15		1B: 6 SF: 0 2B: 1 SAC: 1 3B: 0 DP: 0 HR: 1 HBP: 0						

PITCHER		IP	WLS	BF	H	R	ER	SO	BB	IBB	HBP	BLK	WP	HR	S	P	ERA	WHIP
Bryn Smith, R ERA: 2.83	(1, 1)	5.0	L	21	6	3	3	4	0	0	0	0	0	0	29	29	5.40	1.200
Bill Laskey, R ERA: 4.37	(6, 1)	0.0		2	2	1	1	0	0	0	0	0	0	1	2	2	∞	∞
Jack O'Connor, L ERA: 4.91	(6, 1)	1.2		8	0	0	0	0	0	2	0	0	0	0	6	14	0.00	0.000
Bert Roberge, R ERA: 2.33	(7, 1)	0.1		1	0	0	0	0	0	0	0	0	0	0	1	1	0.00	0.000
Gary Lucas, L ERA: 3.44	(8, 1)	1.0		6	0	0	0	0	2	1	0	0	0	0	3	15	0.00	2.000

PITCHER	IP	WLS	BF	H	R	ER	SO	BB	IBB	HBP	BLK	WP	HR	S	P	ERA	WHIP

BOTTOM

Montreal Expos @ Los Angeles Dodgers

Dodger Stadium, Los Angeles, CA

Tue Sep 03 1985, 7:05 PM PDT

Att. 27,292 - Unknown

livebaseballscorecards.com

AB	32
R	4
H	8
RBI	4
BB	5
SO	4
LOB	17

WP: 0	PA: 38		
PB: 1			
SB: 4			
CS: 0			

Montreal Expos @ Los Angeles Dodgers

Dodger Stadium, Los Angeles, CA

Wed Sep 04 1985, 7:05 PM PDT

Att. 29,338 - Unknown

TOP

livebaseballscorecards.com

Batter	1	2	3	4	5	6	7	8	9	AB	R	H	RBI	BB	SO	LOB
Tim Raines, S (1, 7) OBP: 0.387, SLG: 0.449	0-0 2B G1-2-3 1B		0-0 ① B1-3		0-0 ② 4-3		0-0 ① FC4-6 1-2f		0-0 2B	5	0	2	0	0	0	1
Vance Law, R (1, 4) OBP: 0.360, SLG: 0.407	0-0 G1-2-3 1-3 2B		0-0 FC3-6 1B		0-0 FC5-4 1B		0-0 ② L5		0-0 ③ 4-3	5	0	3	0	0	0	2
Andre Dawson, R (1, 9) OBP: 0.303, SLG: 0.428	B B B B 4-0 G1-2-3 BB		0-0 ② FC3-6 1B 1-2f		0-0 ③ FC5-4 1-2f		S S S 0-3 ③ K			3	0	0	0	1	1	3
Hubie Brooks, R (1, 6) OBP: 0.306, SLG: 0.401	0-0 ① ② G1-2-3 1-2 2-3 3-Hf		0-0 ③ 1-3 1B			0-0 E5 FC4-6 HBP		0-0 ① F7		4	0	1	0	0	0	3
Terry Francona, L (1, 3) OBP: 0.320, SLG: 0.374	0-0 ③ F7			0-0 ① 1-3		0-0 ① F8		0-0 ② F6		4	0	0	0	0	0	3
Tim Wallach, R (1, 5) OBP: 0.310, SLG: 0.429		0-0 HR		0-0 ② L4		H 1-0 FC4-6 1-2 HBP		0-0 HR		3	2	2	2	0	0	0
Mitch Webster, S (1, 8) OBP: 0.264, SLG: 0.392		0-0 ① F3		0-0 1B		0-0 ② FC4-6 1-2f 2-3		0-0 ③ F4		4	0	1	0	0	0	2
Sal Butera, R (1, 2) OBP: 0.286, SLG: 0.312 Razor Shines, S (6, PH) OBP: 0.150, SLG: 0.105 Mike O'Berry, R (6, 2) Scot Thompson, L (9, PH) OBP: 0.267, SLG: 0.286		S S S 0-3 ② K		0-0 ③ 5-3		S S S 0-3 ③ K			S S S 0-3 ① K	2 1 0 1	0 0 0 0	0 0 0 0	0 0 0 0	1 1 0 1	1 2 0 0	1 2 0 0
John Dopson, L (1, 1) Herm Winningham, L (5, PH) OBP: 0.302, SLG: 0.335 Randy St. Claire, R (5, 1) OBP: 0.429, SLG: 0.200 U L Washington, S (7, PH) OBP: 0.318, SLG: 0.374 Tim Burke, R (7, 1) OBP: 0.143, SLG: 0.143 Doug Frobel, L (9, PH) OBP: 0.315, SLG: 0.243		S S S 0-3 ③ K			S S S 0-3 ① K		x 0-0 FC4-6 1B		x 0-0 ② G3	1 1 0 1 0 1	0 0 0 0 0 0	0 0 0 1 0 0	0 0 0 0 0 0	1 1 0 0 0 0	0 0 0 0 0 0	0 0 0 0 0 0

Inning Stats	1	2	3	4	5	6	7	8	9
	R: 0 E: 0 K: 0 S: 4	R: 1 E: 0 K: 2 S: 8	R: 0 E: 0 K: 0 S: 4	R: 0 E: 0 K: 0 S: 4	R: 0 E: 0 K: 1 S: 6	R: 0 E: 1 K: 1 S: 6	R: 0 E: 0 K: 1 S: 6	R: 1 E: 0 K: 0 S: 4	R: 0 E: 0 K: 1 S: 6
	H: 2 LOB: 2 BB: 1 P: 8	H: 1 LOB: 0 BB: 0 P: 8	H: 2 LOB: 2 BB: 0 P: 4	H: 1 LOB: 1 BB: 0 P: 4	H: 1 LOB: 1 BB: 0 P: 6	H: 0 LOB: 2 BB: 0 P: 7	H: 1 LOB: 1 BB: 0 P: 6	H: 1 LOB: 0 BB: 0 P: 4	H: 1 LOB: 1 BB: 0 P: 6

AB	36
R	2
H	10
RBI	2
BB	1
SO	6
LOB	17

		1B: 6	SF: 0	WP: 0	PA: 38
		2B: 2	SAC: 0	PB: 0	
		3B: 0	DP: 1	SB: 0	
		HR: 2	HBP: 1	CS: 0	

PITCHER		IP	WLS	BF	H	R	ER	SO	BB	IBB	HBP	BLK	WP	HR	S	P	ERA	WHIP
Bob Welch, R ERA: 2.28	(1, 1)	7.2	W	33	9	2	2	5	1	0	1	0	0	2	41	46	2.35	1.304
Tom Niedenfuer, R ERA: 1.97	(8, 1)	1.1	S	5	1	0	0	1	0	0	0	0	0	0	7	7	0.00	0.750

PITCHER	IP	WLS	BF	H	R	ER	SO	BB	IBB	HBP	BLK	WP	HR	S	P	ERA	WHIP

Batter	1	2	3	4	5	6	7	8	9	AB	R	H	RBI	BB	SO	LOB
Mariano Duncan, R (1, 6) OBP: 0.284, SLG: 0.336	4-3		6-3	4-3		FC4-6		1-3		5	0	1	0	0	0	0
Ken Landreaux, L (1, 8) OBP: 0.312, SLG: 0.420	F5		2B 1B	5-3		K		K		5	1	1	0	0	2	2
Mike Marshall, R (1, 9) OBP: 0.328, SLG: 0.455	E5		1B 2B	1B		FC4-6				4	1	2	1	0	0	2
Pedro Guerrero, R (1, 7) OBP: 0.426, SLG: 0.600	F8		1B 1B BB	F3			1-3 BB			2	1	0	0	2	0	2
Bill Madlock, R (1, 5) OBP: 0.328, SLG: 0.390		F9	K		F8		1-3			4	0	0	0	0	1	3
Mike Scioscia, L (1, 2) OBP: 0.407, SLG: 0.409		4-3	1B 1B		F6		F6			4	0	1	1	0	0	1
Greg Brock, L (1, 3) OBP: 0.324, SLG: 0.430		HR	BB 1B		F5		IBB			3	1	2	2	1	0	0
Steve Sax, R (1, 4) OBP: 0.339, SLG: 0.298		1B	FC6-4 BB			1B SH3-4	6-3			3	0	2	0	1	0	2
Tom Niedenfuer, R (8, 1) OBP: 0.111, SLG: 0.111										0	0	0	0	0	0	0
Bob Welch, R (1, 1) OBP: 0.250, SLG: 0.212		1-5-3	FC6-4			SH3-4		1-3		2	0	0	0	0	0	4
Bob Bailor, R (8, 4) OBP: 0.262, SLG: 0.282										1	0	0	0	0	0	0
Inning Stats	R: 0 E: 1 K: 0 S: 4 H: 0 LOB: 1 BB: 0 P: 4	R: 1 E: 0 K: 0 S: 5 H: 2 LOB: 1 BB: 0 P: 5	R: 3 E: 0 K: 1 S: 9 H: 4 LOB: 3 BB: 2 P: 17	R: 0 E: 0 K: 0 S: 4 H: 1 LOB: 1 BB: 0 P: 4	R: 0 E: 0 K: 0 S: 3 H: 0 LOB: 0 BB: 0 P: 3	R: 0 E: 0 K: 1 S: 7 H: 2 LOB: 2 BB: 0 P: 7	R: 0 E: 0 K: 0 S: 3 H: 0 LOB: 2 BB: 0 P: 11	R: 0 E: 0 K: 1 S: 5 H: 0 LOB: 0 BB: 0 P: 5		1B: 7 2B: 1 3B: 0 HR: 1	SF: 0 SAC: 1 DP: 0 HBP: 0						

PITCHER	IP	WLS	BF	H	R	ER	SO	BB	IBB	HBP	BLK	WP	HR	S	P	ERA	WHIP
John Dopson, R (1, 1) ERA: 9.0	4.0	L	22	7	4	4	1	2	0	0	0	0	1	22	30	9.00	2.250
Randy St. Claire, R (5, 1) ERA: 2.97	2.0		8	2	0	0	1	0	0	0	0	0	0	10	10	0.00	1.000
Tim Burke, R (7, 1) ERA: 1.83	2.0		8	0	0	0	1	1	1	0	0	0	0	8	16	0.00	0.500

PITCHER	IP	WLS	BF	H	R	ER	SO	BB	IBB	HBP	BLK	WP	HR	S	P	ERA	WHIP

BOTTOM

Montreal Expos @ Los Angeles Dodgers

Dodger Stadium, Los Angeles, CA

Wed Sep 04 1985, 7:05 PM PDT

Att. 29,338 - Unknown

livebaseballscorecards.com

AB	33
R	4
H	9
RBI	4
BB	4
SO	3
LOB	16

Batter	1	2	3	4	5	6	7	8	9	AB	R	H	RBI	BB	SO	LOB
Tim Raines, S (1, 7) OBP: 0.387, SLG: 0.447	0-0 1B	4-0 BB			0-0 5-3		0-0 F5		0-0 4-3 2-3 3-H	4	0	1	1	1	0	1
Vance Law, R (1, 4) OBP: 0.356, SLG: 0.403	0-0 F4	0-3 K			0-0 F8		0-0 F3		0-0 1-3	5	0	0	0	0	1	4
Andre Dawson, R (1, 9) OBP: 0.303, SLG: 0.426 Herm Winningham, L (8, 8) OBP: 0.302, SLG: 0.335	0-3 K		0-3 K		0-0 FC6 1B			0-0 4-3		4 0	0 0	1 0	0 0	0 0	2 0	1 0
Hubie Brooks, R (1, 6) OBP: 0.308, SLG: 0.404	0-0 1-3 1B		0-0 2B		0-0 FC6 1-2f			0-0 1-3		4	0	2	0	0	0	1
Terry Francona, L (1, 3) OBP: 0.319, SLG: 0.377	0-3 K		0-0 1-3			0-0 F5		0-0 2B		4	0	1	0	0	1	3
Tim Wallach, R (1, 5) OBP: 0.310, SLG: 0.430		0-0 4-3 2B	0-0 6-3			0-3 K		0-0 F8		4	1	1	0	0	1	2
Mitch Webster, S (1, 8) OBP: 0.271, SLG: 0.414 (8, 9)		0-0 4-3 2-3		0-0 1-3		0-0 HR			4-0 2B 4-3 BB	3	2	1	1	1	0	1
Sal Butera, R (1, 2) OBP: 0.276, SLG: 0.300 Scot Thompson, L (9, PH) OBP: 0.265, SLG: 0.283	0-3 K			0-0 6-3		0-0 F7			0-0 F7	3 1	0 0	0 0	0 0	0 0	1 0	1 1
Bill Gullickson, R (1, 1) OBP: 0.185, SLG: 0.241 Jack O'Connor, L (6, 1) U L Washington, S (7, PH) OBP: 0.317, SLG: 0.372 Bill Laskey, R (7, 1) OBP: 0.211, SLG: 0.118 Doug Frobel, L (9, PH) OBP: 0.321, SLG: 0.259		0-0 2B 3-H		0-3 K			0-0 F8		0-0 4-3 1-3 2B	2 0 1 0 1	0 0 0 0 0	1 0 0 0 0	1 0 0 0 0	0 0 0 0 0	1 0 0 0 0	0 0 0 0 0
Inning Stats	R: 0 H: 2 E: 0 LOB: 2 K: 2 BB: 0 S: 9 P: 9	R: 1 H: 2 E: 0 LOB: 2 K: 2 BB: 1 S: 9 P: 13	R: 0 H: 1 E: 0 LOB: 1 K: 1 BB: 0 S: 6 P: 6	R: 0 H: 0 E: 0 LOB: 0 K: 1 BB: 0 S: 5 P: 5	R: 0 H: 1 E: 0 LOB: 1 K: 0 BB: 0 S: 4 P: 4	R: 1 H: 1 E: 0 LOB: 0 K: 1 BB: 0 S: 6 P: 6	R: 0 H: 0 E: 0 LOB: 0 K: 0 BB: 0 S: 3 P: 3	R: 0 H: 1 E: 0 LOB: 1 K: 0 BB: 0 S: 4 P: 4	R: 1 H: 1 E: 0 LOB: 1 K: 0 BB: 1 S: 4 P: 8	1B: 3 SF: 0 2B: 5 SAC: 0 3B: 0 DP: 0 HR: 1 HBP: 0						WP: 0 PA: 38 PB: 0 SB: 0 CS: 0	

PITCHER		IP	W/L/S	BF	H	R	ER	SO	BB	IBB	HBP	BLK	WP	HR	S	P	ERA	WHIP
Jim Gott, R ERA: 3.77	(1, 1)	8.1	W	36	9	3	3	7	2	0	0	0	0	1	48	56	3.24	1.320
Frank Williams, R ERA: 5.4	(9, 1)	0.2		2	0	0	0	0	0	0	0	0	0	0	2	2	0.00	0.000

PITCHER		IP	W/L/S	BF	H	R	ER	SO	BB	IBB	HBP	BLK	WP	HR	S	P	ERA	WHIP

Montreal Expos @ San Francisco Giants

Candlestick Park, San Francisco, CA

Fri Sep 06 1985, 10:05 PM EDT

Att. 2,809 - Unknown

TOP

livebaseballscorecards.com

AB	36
R	3
H	9
RBI	3
BB	2
SO	7
LOB	15

Batter	1	2	3	4	5	6	7	8	9	AB	R	H	RBI	BB	SO	LOB
Jose Uribe, S (1, 6) OBP: 0.279, SLG: 0.311	E1 1B 2B		E4	FC4 1-2f		HR	F5			5	2	1	1	0	0	4
Ron Roenicke, S (1, 9) OBP: 0.466, SLG: 0.407	1-2 2B 1B		F2		F6	F9		BBBB 4-0 G6-4-3 BB		4	1	1	0	1	0	1
Chili Davis, S (1, 8) OBP: 0.345, SLG: 0.412	F5		F6		1B HR 1B	HR		G6-4-3 1-2f		5	2	2	1	0	0	4
Dan Driessen, L (1, 3) OBP: 0.312, SLG: 0.362	F5		4-3		1-3 HR 1B	2B 1B		5-3		5	2	2	0	0	0	3
Chris Brown, R (1, 5) OBP: 0.353, SLG: 0.462	1-H 2-H 2B			SH1-4 BB FC3-5 1B	1-H 3-H HR	1-H 2B				4	1	4	6	0	0	0
Rob Deer, R (1, 7) OBP: 0.286, SLG: 0.367	F2			BBBB 4-0 E SH1-4 1-2 BB	SSS 0-3 K	F8				3	0	0	0	1	1	2
Brad Wellman, R (1, 4) OBP: 0.268, SLG: 0.303		5-3		SH1-4 1-2 2-3	1B		SSS 0-3 K			3	0	1	0	0	1	0
Matt Nokes, L (1, 2) OBP: 0.333, SLG: 0.333		F4		FC3-5 E 3-H	1-3		1B			4	0	1	0	0	0	3
Jim Gott, R (1, 1) OBP: 0.174, SLG: 0.311 Frank Williams, R (9, 1)		3-1		E5 FC4 1-2 2-3		SSS 0-3 K	SSS 0-3 K			4 0	0 0	0 0	0 0	0 0	2 0	3 0
Inning Stats	R: 2 H: 2 E: 1 LOB: 1 K: 0 BB: 0 S: 6 P: 6	R: 0 H: 0 E: 0 LOB: 0 K: 0 BB: 0 S: 3 P: 3	R: 0 H: 0 E: 1 LOB: 1 K: 0 S: 4 P: 4	R: 0 H: 1 E: 1 LOB: 3 K: 0 BB: 1 S: 5 P: 9	R: 3 H: 4 E: 0 LOB: 1 K: 1 BB: 0 S: 9 P: 9	R: 3 H: 4 E: 0 LOB: 1 K: 1 BB: 0 S: 9 P: 9	R: 0 H: 1 E: 0 LOB: 1 K: 2 BB: 0 S: 8 P: 8	R: 0 H: 0 E: 0 LOB: 0 K: 0 BB: 1 S: 2 P: 6		1B: 7 SF: 0 2B: 2 SAC: 1 3B: 0 DP: 1 HR: 3 HBP: 0					WP: 0 PA: 40 PB: 0 SB: 0 CS: 0	

PITCHER		IP	WLS	BF	H	R	ER	SO	BB	IBB	HBP	BLK	WP	HR	S	P	ERA	WHIP
Bill Gullickson, R ERA: 3.31	(1, 1)	5.2	L	30	9	7	5	2	1	0	0	0	0	3	33	37	7.94	1.765
Jack O'Connor, L ERA: 5.4	(6, 1)	0.1		3	2	1	1	0	0	0	0	0	0	0	3	3	27.00	6.000
Bill Laskey, R ERA: 4.3	(7, 1)	2.0		7	1	0	0	2	1	0	0	0	0	0	10	14	0.00	1.000

PITCHER	IP	WLS	BF	H	R	ER	SO	BB	IBB	HBP	BLK	WP	HR	S	P	ERA	WHIP

BOTTOM

Montreal Expos @ San Francisco Giants

Candlestick Park, San Francisco, CA

Fri Sep 06 1985, 10:05 PM EDT

Att. 2,809 - Unknown

livebaseballscorecards.com

AB	37
R	8
H	12
RBI	8
BB	2
SO	4
LOB	20

Batter	1	2	3	4	5	6	7	8	9	AB	R	H	RBI	BB	SO	LOB
Tim Raines, S (1, 7) OBP: 0.388, SLG: 0.455	E5 S	6-3		SF9 2-3 3-H			HR	FC5 2B		4	1	2	2	0	0	2
Vance Law, R (1, 4) OBP: 0.353, SLG: 0.398	K		6-3	K			F9	FC5 2-3		5	0	0	0	0	2	3
Andre Dawson, R (1, 9) OBP: 0.303, SLG: 0.429	F6 1-2		1B 3B	F8			E8 1B		3-1	4	2	1	0	0	0	2
Herm Winningham, L (7, 8) OBP: 0.301, SLG: 0.333										1	0	0	0	0	0	0
Hubie Brooks, R (1, 6) OBP: 0.309, SLG: 0.404	F9		FC5-4 1B 3-H		F7		FC6-4 1B 3-H		F7	5	0	2	2	0	0	1
Tim Wallach, R (1, 5) OBP: 0.306, SLG: 0.425		F9	F4		5-3		F8		K	5	0	0	0	0	1	2
Andres Galarraga, R (1, 3) OBP: 0.222, SLG: 0.176		1B WP E 1B	FC5-4 1-2f		F4		FC6-4 1-2f			4	1	1	0	0	0	2
Mitch Webster, S (1, 8) OBP: 0.284, SLG: 0.441 (7, 9)		K 1-2		1B E 1B		BBBB L6-4 S BB		HR		3	2	2	1	1	1	1
Sal Butera, R (1, 2) OBP: 0.286, SLG: 0.301		BBBB E BB		E SF9 1-3 1B		L6-4 1-3		F5		3	1	1	0	1	0	1
Floyd Youmans, R (1, 1) OBP: 0.071, SLG: 0.071		E1 1-3 2-H 1B		E5 SF9 2-3 3-H		SSS K		6-3		3	0	1	0	0	1	1
Tim Burke, R (6, 1) OBP: 0.125, SLG: 0.125										1	0	0	0	0	0	0
Inning Stats	R: 0 E: 1 K: 1 S: 6 H: 0 LOB: 1 BB: 0 P: 6	R: 1 E: 1 K: 1 S: 7 H: 2 LOB: 2 BB: 1 P: 11	R: 1 E: 0 K: 0 S: 5 H: 2 LOB: 1 BB: 0 P: 5	R: 2 E: 1 K: 1 S: 8 H: 2 LOB: 1 BB: 0 P: 8	R: 0 E: 0 K: 0 S: 3 H: 0 LOB: 0 BB: 0 P: 3	R: 0 E: 0 K: 1 S: 4 H: 0 LOB: 0 BB: 1 P: 8	R: 2 E: 1 K: 0 S: 6 H: 2 LOB: 1 BB: 0 P: 6	R: 1 E: 0 K: 0 S: 5 H: 2 LOB: 1 BB: 0 P: 5	R: 0 E: 0 K: 1 S: 5 H: 0 LOB: 0 BB: 0 P: 5	1B: 6 2B: 2 3B: 1 HR: 2	SF: 1 SAC: 0 DP: 1 HBP: 0						

TOP

Montreal Expos @ San Francisco Giants

Candlestick Park, San Francisco, CA

Sat Sep 07 1985, 6:33 AM EDT
Att. 3,452 - Unknown

livebaseballscorecards.com

AB	38
R	7
H	10
RBI	5
BB	2
SO	5
LOB	15

WP: 1 PB: 0 SB: 2 CS: 0 PA: 41

PITCHER		IP	WLS	BF	H	R	ER	SO	BB	IBB	HBP	BLK	WP	HR	S	P	ERA	WHIP
Dave LaPoint, L ERA: 3.02	(1, 1)	6.1	L	31	8	6	2	4	2	0	0	0	1	1	37	45	2.84	1.579
Mike Jeffcoat, L ERA: 2.6	(7, 1)	0.2		2	0	0	0	0	0	0	0	0	0	0	2	2	0.00	0.000
Greg Minton, R ERA: 3.48	(8, 1)	2.0		8	2	1	1	1	0	0	0	0	0	1	10	10	4.50	1.000

PITCHER	IP	WLS	BF	H	R	ER	SO	BB	IBB	HBP	BLK	WP	HR	S	P	ERA	WHIP

Batter	1	2	3	4	5	6	7	8	9	AB	R	H	RBI	BB	SO	LOB
Jose Uribe, S (1, 6) OBP: 0.279, SLG: 0.311	5-3		K2-3		4-3		1B			4	0	1	0	0	1	0
Ron Roenicke, S (1, 9) OBP: 0.468, SLG: 0.404	F9		G4-3-6 1B			BB 1B 1B	G3			3	1	1	0	1	0	1
Chili Davis, S (1, 8) OBP: 0.346, SLG: 0.415	BB 2B		G4-3-6 1-2f			FC6-4 1-3 1B		F9		4	0	2	0	0	0	1
Dan Driessen, L (1, 3) OBP: 0.316, SLG: 0.365	BB BB			1B		FC6-4 1-2 3-H 1B		F8		3	0	2	1	1	0	0
Chris Brown, R (1, 5) OBP: 0.354, SLG: 0.459	1-2 2-3 BB			F9		FC6-4 1-2f 2-3		HBP		2	0	0	0	1	0	3
Rob Deer, R (1, 7) OBP: 0.275, SLG: 0.351	K			F2		K		K		4	0	0	0	0	3	7
Brad Wellman, R (1, 4) OBP: 0.268, SLG: 0.302		F9		4-3		F9			G1-4-3 1B	4	0	1	0	0	0	3
Matt Nokes, L (1, 2) OBP: 0.231, SLG: 0.231		5-3	K				1-3		G1-4-3 1-2f	4	0	0	0	0	1	1
Dave LaPoint, L (1, 1) OBP: 0.259, SLG: 0.208 Mike Jeffcoat, L (7, 1) Joel Youngblood, R (7, PH) OBP: 0.339, SLG: 0.322 Greg Minton, S (8, 1) Dan Gladden, R (9, PH) OBP: 0.292, SLG: 0.302		1-4-3			6-3		5-3		F5	2 0 1 0 1	0 0 0 0 0	0 0 0 0 0	0 0 0 0 0	0 0 0 0 0	0 0 0 0 0	0 0 0 0 0
Inning Stats	R: 0 H: 1 E: 0 LOB: 3 K: 1 BB: 2 S: 6 P: 14	R: 0 H: 0 E: 0 LOB: 0 K: 0 BB: 0 S: 3 P: 3	R: 0 H: 1 E: 0 LOB: 0 K: 1 BB: 0 S: 5 P: 5	R: 0 H: 1 E: 0 LOB: 1 K: 0 BB: 0 S: 4 P: 4	R: 0 H: 0 E: 0 LOB: 0 K: 1 BB: 0 S: 5 P: 5	R: 1 H: 2 E: 0 LOB: 2 K: 1 BB: 1 S: 7 P: 11	R: 0 H: 1 E: 0 LOB: 1 K: 0 BB: 0 S: 4 P: 4	R: 0 H: 0 E: 0 LOB: 1 K: 1 BB: 0 S: 5 P: 6	R: 0 H: 1 E: 0 LOB: 0 K: 0 BB: 0 S: 3 P: 3	1B: 6 2B: 1 3B: 0 HR: 0	SF: 0 SAC: 0 DP: 2 HBP: 1			WP: 0 PB: 0 SB: 0 CS: 0	PA: 36		

PITCHER	IP	WLS	BF	H	R	ER	SO	BB	IBB	HBP	BLK	WP	HR	S	P	ERA	WHIP
Floyd Youmans, R (1, 1) ERA: 2.25	5.0	W	22	5	1	1	3	3	0	0	0	0	0	25	37	1.80	1.600
Tim Burke, R (6, 1) ERA: 1.76	4.0	S	14	2	0	0	2	0	0	1	0	0	0	17	18	0.00	0.500

PITCHER	IP	WLS	BF	H	R	ER	SO	BB	IBB	HBP	BLK	WP	HR	S	P	ERA	WHIP

BOTTOM

Montreal Expos @ San Francisco Giants

Candlestick Park, San Francisco, CA

Sat Sep 07 1985, 6:33 AM EDT

Att. 3,452 - Unknown

livebaseballscorecards.com

AB	32
R	1
H	7
RBI	1
BB	3
SO	5
LOB	16

Montreal Expos @ San Francisco Giants

Candlestick Park, San Francisco, CA

Sun Sep 08 1985, 6:33 AM EDT

Att. 2,629 - Unknown

livebaseballscorecards.com

Batter	1	2	3	4	5	6	7	8	9	10	AB	R	H	RBI	BB	SO	LOB
Tim Raines, S (1, 7) OBP: 0.388, SLG: 0.454	BBBB 4-0 PO BB	x 0-0 ③ 1-3		x 0-0 ③ F3 3-H			x 0-0 ② F8			x 0-0 S E 1B	4	1	1	0	1	0	2
Vance Law, R (1, 4) OBP: 0.353, SLG: 0.400	x 0-0 ① F9		x 0-0 4-3 2B		x 0-0 ① F7		x 0-0 ③ F7			x 0-0 E1 6-3 S 1-H 1B 1B	5	1	2	0	0	0	1
Andre Dawson, R (1, 9) OBP: 0.300, SLG: 0.425	x 0-0 ② F4	x 0-0 ① F2			SSS 0-3 ② K			x 0-0 ① F3		x 0-0 ① 6-3 1-3	4	0	0	0	0	1	2
Herm Winningham, L (8, 8) OBP: 0.300, SLG: 0.332											1	0	0	0	0	0	1
Hubie Brooks, R (1, 6) OBP: 0.309, SLG: 0.403	0-0 ③ PO 1-2	x 0-0 FC6-4 1B	x 0-0 ② 4-3 2-3		x 0-0 ③ F8			x 0-0 ② 4-3		IIII 4-0 BB 1B IBB	4	1	1	0	1	0	1
Tim Wallach, R (1, 5) OBP: 0.307, SLG: 0.430		x 0-0 ① F8	x 0-0 ③ F8			x 0-0 ① F8		x 0-0 HR		BBBB 4-0 1B E 1-2 BB	4	2	1	1	1	0	2
Andres Galarraga, R (1, 3) OBP: 0.250, SLG: 0.167		x 0-0 ② FC6-4 S 1-2f HR		BBBB 4-0 SH5-3 BB SH1-2-3 BB		x 0-0 ② F8		x 0-0 ③ F9		x 0-0 S 1-3 2-H 3-H 1B	1	2	0	0	1	0	1
Terry Francona, L (6, PH) (6, 3) OBP: 0.319, SLG: 0.376											3	0	1	2	0	0	0
Mitch Webster, S (1, 8) OBP: 0.294, SLG: 0.464		x 0-0 1-H HR		BBBB 4-0 SH1-2-3 SH5-3 1-2 WP BB		x 0-0 1B			SSS 0-3 ① K	SSS 0-3 ② K 1-3 3-H	4	2	2	2	1	2	1
(8, 9)																	
Mike O'Berry, R (1, 2)		BBBB 4-0 1B BB		x 0-0 ① SH5-3 1-2 2-3		x 0-0 ③ F9			x 0-0 ② F8	H 1-0 HBP	1	0	0	0	1	0	1
U L Washington, S (9, PH) OBP: 0.315, SLG: 0.370											1	0	0	0	0	0	0
Sal Butera, R (9, 2) OBP: 0.293, SLG: 0.301											0	0	0	0	0	0	0
Bryn Smith, R (1, 1) OBP: 0.250, SLG: 0.277		x 0-0 1-2 1B		x 0-0 ② SH1-2-3 2-3 3-H			x 0-0 ① F6		SSS 0-3 ③ K	x 0-0 ③ G3	2	0	1	1	0	0	0
Jeff Reardon, R (8, 1) OBP: 0.167, SLG: 0.167											0	0	0	0	0	0	0
Jim Wohlford, R (9, PH) OBP: 0.282, SLG: 0.286											1	0	0	0	0	1	0
Gary Lucas, L (9, 1)											1	0	0	0	0	0	2
Tim Burke, R (10, 1) OBP: 0.125, SLG: 0.125											0	0	0	0	0	0	0
Inning Stats	R: 0 E: 0 K: 0 S: 2 H: 0 LOB: 0 BB: 1 P: 6	R: 2 E: 0 K: 0 S: 6 H: 3 LOB: 2 BB: 1 P: 10	R: 0 E: 0 K: 0 S: 4 H: 1 LOB: 1 BB: 0 P: 4	R: 2 E: 0 K: 0 S: 3 H: 0 LOB: 0 BB: 2 P: 11	R: 0 E: 0 K: 1 S: 5 H: 0 LOB: 0 BB: 0 P: 5	R: 0 E: 0 K: 0 S: 4 H: 1 LOB: 1 BB: 0 P: 4	R: 0 E: 0 K: 0 S: 3 H: 0 LOB: 0 BB: 0 P: 3	R: 1 E: 0 K: 0 S: 4 H: 1 LOB: 0 BB: 0 P: 4	R: 0 E: 0 K: 2 S: 7 H: 0 LOB: 0 BB: 0 P: 7	R: 4 E: 2 K: 1 S: 8 H: 3 LOB: 2 BB: 2 P: 17	1B: 6 2B: 1 3B: 0 HR: 2 SF: 0 SAC: 2 DP: 0 HBP: 1						

PITCHER		IP	WLS	BF	H	R	ER	SO	BB	IBB	HBP	BLK	WP	HR	S	P	ERA	WHIP
Vida Blue, L (1, 1) ERA: 4.72		5.0		22	4	4	4	1	4	0	0	0	1	1	20	36	7.20	1.600
Frank Williams, R (6, 1) ERA: 5.26		3.0		11	2	1	1	0	0	0	0	0	0	1	11	11	3.00	0.667
Mark Davis, L (9, 1) ERA: 2.77		1.0		3	0	0	0	2	0	0	0	0	0	0	7	7	0.00	0.000
Scott Garrelts, R (10, 1) ERA: 2.04		1.0	L	9	3	4	3	1	1	1	1	0	0	0	8	17	27.00	4.000

PITCHER	IP	WLS	BF	H	R	ER	SO	BB	IBB	HBP	BLK	WP	HR	S	P	ERA	WHIP

AB	36
R	9
H	9
RBI	6
BB	6
SO	4
LOB	14

WP: 1	PA:	46	
PB: 0			
SB: 5			
CS: 0			

Batter	1	2	3	4	5	6	7	8	9	10	AB	R	H	RBI	BB	SO	LOB
Jose Uribe, S (1, 6) OBP: 0.280, SLG: 0.321	4-3		6-3		F8			1B 2B 1-3		HR	5	2	2	1	0	0	0
Ron Roenicke, S (1, 9) OBP: 0.451, SLG: 0.403	F5			E5 E 2B		4-3 2B 4-3		F9		6-3	5	2	1	0	0	0	2
Chili Davis, S (1, 8) OBP: 0.347, SLG: 0.415	1-3			E3 2B 1-2 6-3		4-3 2-3		6-3 2-H 3-H 1B		BB 1B	5	1	2	2	0	0	2
Dan Driessen, L (1, 3) OBP: 0.317, SLG: 0.366		3-1		6-3 1-3 2-H 2B		4-3 3-H		6-3 1-2		B B B B 4-0 G5-4-3 1-2 BB	4	0	1	2	1	0	1
Chris Brown, R (1, 5) OBP: 0.352, SLG: 0.454		1-3		1-3		5-3		4-0 IBB		G5-4-3 1-2f	4	0	0	0	1	0	4
Bob Brenly, R (1, 2) OBP: 0.306, SLG: 0.406		B B B B 4-0 BB		6-3 2-3 3-H			6-3	F3			3	0	0	1	1	0	3
Rob Deer, R (1, 7) OBP: 0.265, SLG: 0.337		L1		F4			5-3		F7		4	0	0	0	0	0	2
Brad Wellman, R (1, 4) OBP: 0.261, SLG: 0.294			4-3		F8		4-3		1-3		4	0	0	0	0	0	0
Vida Blue, S (1, 1) OBP: 0.167, SLG: 0.130			L3		1-3			2B 1B 1B	F3		1	0	0	0	0	0	0
Joel Youngblood, R (5, PH) OBP: 0.338, SLG: 0.320											1	0	0	0	0	0	0
Frank Williams, R (6, 1)											0	0	0	0	0	0	0
Dan Gladden, R (8, PH) OBP: 0.294, SLG: 0.304											1	1	1	0	0	0	0
Mark Davis, L (9, 1) OBP: 0.200, SLG: 0.400											0	0	0	0	0	0	0
David Green, R (9, PH) OBP: 0.300, SLG: 0.355											1	0	0	0	0	0	0
Scott Garrelts, R (10, 1) OBP: 0.300, SLG: 0.333											0	0	0	0	0	0	0
Inning Stats	R: 0 E: 0 K: 0 S: 3 H: 0 LOB: 0 BB: 0 P: 3	R: 0 E: 0 K: 0 S: 3 H: 0 LOB: 1 BB: 1 P: 7	R: 0 E: 0 K: 0 S: 3 H: 0 LOB: 0 BB: 0 P: 3	R: 2 E: 2 K: 0 S: 6 H: 1 LOB: 1 BB: 0 P: 6	R: 0 E: 0 K: 0 S: 3 H: 0 LOB: 0 BB: 0 P: 3	R: 1 E: 0 K: 0 S: 4 H: 1 LOB: 0 BB: 0 P: 4	R: 0 E: 0 K: 0 S: 3 H: 0 LOB: 0 BB: 0 P: 3	R: 2 E: 0 K: 0 S: 6 H: 3 LOB: 2 BB: 1 P: 10	R: 0 E: 0 K: 0 S: 3 H: 0 LOB: 0 BB: 0 P: 3	R: 1 E: 0 K: 0 S: 4 H: 2 LOB: 1 BB: 1 P: 8	1B: 3 2B: 3 3B: 0 HR: 1 SF: 0 SAC: 0 DP: 1 HBP: 0						

PITCHER		IP	WLS	BF	H	R	ER	SO	BB	IBB	HBP	BLK	WP	HR	S	P	ERA	WHIP
Bryn Smith, R ERA: 2.87	(1, 1)	7.0		28	4	5	3	0	1	0	0	0	0	0	27	31	3.86	0.714
Jeff Reardon, R ERA: 3.21	(8, 1)	1.0		5	1	0	0	0	0	1	0	0	0	0	4	8	0.00	1.000
Gary Lucas, L ERA: 3.52	(9, 1)	1.1	W	7	2	1	1	0	1	0	0	0	0	1	6	10	6.75	2.250
Tim Burke, R ERA: 1.74	(10, 1)	0.2	S	1	0	0	0	0	0	0	0	0	0	0	1	1	0.00	0.000

PITCHER	IP	WLS	BF	H	R	ER	SO	BB	IBB	HBP	BLK	WP	HR	S	P	ERA	WHIP

BOTTOM

Montreal Expos @ San Francisco Giants

Candlestick Park, San Francisco, CA

Sun Sep 08 1985, 6:33 AM EDT
Att. 2,629 - Unknown

livebaseballscorecards.com

AB	38
R	6
H	7
RBI	6
BB	3
SO	0
LOB	14

WP: 0 PB: 0 SB: 0 CS: 0 PA: 41

Batter	1	2	3	4	5	6	7	8	9	10	11	AB	R	H	RBI	BB	SO	LOB
Tim Raines, S (1, 7) OBP: 0.387, SLG: 0.452	F7		S 1B		FC5-2 1-2 BB 1B		F8	FC6-4 1-2f			K	6	0	2	0	0	1	4
Vance Law, R (1, 4) OBP: 0.355, SLG: 0.400	F8		K		FC5-2 1-2 2-3 BB		1B		F8		1-2 1B	5	0	2	0	1	1	1
Andre Dawson, R (1, 9) OBP: 0.296, SLG: 0.419	6-3		K 1-2		L7		P6		6-3		K	6	0	0	0	0	2	7
Hubie Brooks, R (1, 6) OBP: 0.307, SLG: 0.399		4-3		6-3	FC5-2 1-2 2-3 3-Hf		F7		F8			5	0	0	0	0	0	4
Terry Francona, L (1, 3) OBP: 0.316, SLG: 0.377		F3		2B	4-3			6-3		F9		5	0	1	0	0	0	3
Tim Wallach, R (1, 5) OBP: 0.306, SLG: 0.434		HR		F7		5-3		F7		F5		5	1	1	1	0	0	1
Mitch Webster, S (1, 8) OBP: 0.312, SLG: 0.489		E S BB		IBB		HR		1B BB		1-3		1	1	1	1	3	0	0
Herm Winningham, L (8, 8)												1	0	0	0	0	0	0
Mike O'Berry, R (1, 2) OBP: 0.333, SLG: 0.200	4-3 1-3			F8		5-3		S 1-3 1B			1B BB	4	0	1	0	0	0	3
Jim Wohlford, R (11, PH) OBP: 0.288, SLG: 0.286												0	0	0	0	1	0	0
Al Newman, S (11, PR) OBP: 0.118, SLG: 0.176												0	0	0	0	0	0	0
Sal Butera, R (11, 2) OBP: 0.293, SLG: 0.301												0	0	0	0	0	0	0
John Dopson, L (1, 1)			K		BB 1B FC5-2 BB		K	FC6-4 1-2 BB			K	2	0	0	0	2	2	0
Jeff Reardon, R (8, 1) OBP: 0.167, SLG: 0.167												0	0	0	0	0	0	0
U L Washington, S (11, PH) OBP: 0.313, SLG: 0.368												1	0	0	0	0	1	1
Tim Burke, R (11, 1) OBP: 0.125, SLG: 0.125												0	0	0	0	0	0	0
Inning Stats	R: 0 E: 0 K: 0 S: 3 H: 0 LOB: 0 BB: 0 P: 3	R: 1 E: 0 K: 0 S: 4 H: 1 LOB: 1 BB: 1 P: 8	R: 0 E: 0 K: 3 S: 10 H: 1 LOB: 1 BB: 0 P: 10	R: 0 E: 0 K: 0 S: 4 H: 1 LOB: 2 BB: 1 P: 8	R: 0 E: 0 K: 0 S: 4 H: 1 LOB: 3 BB: 2 P: 12	R: 1 E: 0 K: 1 S: 6 H: 1 LOB: 0 BB: 0 P: 6	R: 0 E: 0 K: 0 S: 4 H: 1 LOB: 1 BB: 0 P: 4	R: 0 E: 0 K: 0 S: 4 H: 1 LOB: 3 BB: 2 P: 12	R: 0 E: 0 K: 0 S: 3 H: 0 LOB: 0 BB: 0 P: 3	R: 0 E: 0 K: 0 S: 3 H: 0 LOB: 0 BB: 0 P: 3	R: 0 E: 0 K: 3 S: 10 H: 1 LOB: 2 BB: 1 P: 14	1B: 5 2B: 1 3B: 0 HR: 2 SF: 0 SAC: 0 DP: 0 HBP: 0						

PITCHER	IP	WLS	BF	H	R	ER	SO	BB	IBB	HBP	BLK	WP	HR	S	P	ERA	WHIP
Charles Hudson, R (1, 1) ERA: 3.74	7.2		36	7	2	2	4	5	1	0	0	0	2	38	62	2.35	1.565
Dave Rucker, L (8, 1) ERA: 4.03	0.1		1	0	0	0	0	0	0	0	0	0	0	1	1	0.00	0.000
Dave Shipanoff, R (9, 1) ERA: 1.29	2.0		6	0	0	0	0	0	0	0	0	0	0	6	6	0.00	0.000
Don Carman, L (11, 1) ERA: 2.21	1.0	W	5	1	0	0	3	1	0	0	0	0	0	10	14	0.00	2.000

PITCHER	IP	WLS	BF	H	R	ER	SO	BB	IBB	HBP	BLK	WP	HR	S	P	ERA	WHIP

Montreal Expos @ Philadelphia Phillies

Veterans Stadium, Philadelphia, PA

Tue Sep 10 1985, 7:05 PM EDT

Att. 15,920 - Unknown

TOP

livebaseballscorecards.com

AB	41
R	2
H	8
RBI	2
BB	7
SO	7
LOB	24

WP: 0	PB: 0	SB: 3	CS: 0
PA: 48			

Batter	1	2	3	4	5	6	7	8	9	10	11	AB	R	H	RBI	BB	SO	LOB
Jeff Stone, L (1, 7) OBP: 0.293, SLG: 0.327	1-3		F8		F7			E9 SF8 1-H 2B		K		4	1	1	0	0	0	1
Dave Shipanoff, R (9, 1)												0	0	0	0	0	0	0
John Russell, R (10, PH) OBP: 0.295, SLG: 0.415												1	0	0	0	0	1	0
Don Carman, L (11, 1)												0	0	0	0	0	0	0
Juan Samuel, R (1, 4) OBP: 0.304, SLG: 0.450	F8		6-3			F7		SF8 3-H			FC HR HBP	3	1	0	1	0	0	0
Von Hayes, L (1, 8) OBP: 0.350, SLG: 0.438 (9, 7)	2B		4-3			F7		K			FC HR 1-2	5	1	1	0	0	1	1
Mike Schmidt, R (1, 3) OBP: 0.368, SLG: 0.521	K			4-3		FC5-4 1B		F8			HR 1-H 2-H	5	1	2	3	0	1	1
Glenn Wilson, R (1, 9) OBP: 0.309, SLG: 0.421		4-3		6-3		FC5-4 1-2f			P6			4	0	0	0	0	0	1
Ozzie Virgil, R (1, 2) OBP: 0.338, SLG: 0.455		FC6-4 E BB		K			F7		K			3	0	0	0	1	2	0
Tom Foley, L (1, 6) OBP: 0.256, SLG: 0.304		E6 FC6-4 1-2			4-3		G3		1-3			4	0	0	0	0	0	1
Rick Schu, R (1, 5) OBP: 0.329, SLG: 0.408		FC6-4 1-2f 2-3			WP 1B		F7			K		4	0	1	0	0	1	2
Charles Hudson, S (1, 1) OBP: 0.140, SLG: 0.122		5-3			F7 1-2			2B E 1B		P4		2	0	0	0	0	0	3
Dave Rucker, L (8, 1) OBP: 0.571, SLG: 0.667												0	0	0	0	0	0	0
Derrel Thomas, S (8, PH) OBP: 0.301, SLG: 0.400												1	1	1	0	0	0	0
Garry Maddox, R (9, 8) OBP: 0.283, SLG: 0.341												1	0	0	0	0	0	0
Inning Stats	R: 0 E: 0 K: 1 S: 6 H: 1 LOB: 1 BB: 0 P: 6	R: 0 E: 1 K: 0 S: 4 H: 0 LOB: 2 BB: 1 P: 8	R: 0 E: 0 K: 0 S: 3 H: 0 LOB: 0 BB: 0 P: 3	R: 0 E: 0 K: 1 S: 5 H: 0 LOB: 0 BB: 0 P: 5	R: 0 E: 0 K: 0 S: 4 H: 1 LOB: 1 BB: 0 P: 4	R: 0 E: 0 K: 0 S: 4 H: 1 LOB: 1 BB: 0 P: 4	R: 0 E: 0 K: 0 S: 3 H: 0 LOB: 0 BB: 0 P: 3	R: 2 E: 1 K: 1 S: 7 H: 2 LOB: 0 BB: 0 P: 7	R: 0 E: 0 K: 1 S: 5 H: 0 LOB: 0 BB: 0 P: 5	R: 0 E: 0 K: 2 S: 7 H: 0 LOB: 0 BB: 0 P: 7	R: 3 E: 0 K: 0 S: 2 H: 1 LOB: 0 BB: 0 P: 3	1B: 3 2B: 2 3B: 0 HR: 1	SF: 1 SAC: 0 DP: 0 HBP: 1					

PITCHER		IP	WLS	BF	H	R	ER	SO	BB	IBB	HBP	BLK	WP	HR	S	P	ERA	WHIP
John Dopson, R ERA: 4.09	(1, 1)	7.0		28	5	2	1	2	1	0	0	0	1	0	31	35	1.29	0.857
Jeff Reardon, R ERA: 3.08	(8, 1)	3.0		9	0	0	0	4	0	0	0	0	0	0	17	17	0.00	0.000
Tim Burke, R ERA: 2.02	(11, 1)	0.0	L	3	1	3	3	0	0	0	1	0	0	1	2	3	∞	∞

PITCHER	IP	WLS	BF	H	R	ER	SO	BB	IBB	HBP	BLK	WP	HR	S	P	ERA	WHIP

BOTTOM

Montreal Expos @ Philadelphia Phillies

Veterans Stadium, Philadelphia, PA

Tue Sep 10 1985, 7:05 PM EDT

Att. 15,920 - Unknown

livebaseballscorecards.com

AB	37
R	5
H	6
RBI	4
BB	1
SO	6
LOB	10

WP: 1 PA: 40
PB: 0
SB: 0
CS: 0

Batter	1	2	3	4	5	6	7	8	9	AB	R	H	RBI	BB	SO	LOB
Tim Raines, S (1, 7) OBP: 0.387, SLG: 0.450	S S S 0-3 ① K		B B B B 4-0 PB BB		B B B B 4-0 S BB		x 0-0 ② F8		x 0-0 ③ L1	3	0	0	0	2	1	1
Vance Law, R (1, 4) OBP: 0.356, SLG: 0.400	B B B B 4-0 5-3 BB	x 0-0 ① P2	x 0-0 ① P5				x 0-0 BB 2-H 1B			3	0	1	1	1	0	3
Andre Dawson, R (1, 9) OBP: 0.296, SLG: 0.417	x 0-0 ② 5-3 1-2	S S S 0-3 ② K 1-2 2-3	x 0-0 ② F9 1-2		B B B B 4-0 BB 1-2					3	0	0	0	1	1	4
Hubie Brooks, R (1, 6) OBP: 0.304, SLG: 0.396	S S S 0-3 ③ K	x 0-0 ③ F5	x 0-0 ③ 3-1				x 0-0 ③ F9			4	0	0	0	0	1	6
Terry Francona, L (1, 3) OBP: 0.311, SLG: 0.370		x 0-0 ① 1-3		S S S 0-3 ① K		x 0-0 ① L3		x 0-0 ① G3		4	0	0	0	0	1	0
Tim Wallach, R (1, 5) OBP: 0.308, SLG: 0.435		x 0-0 1B		x 0-0 BB 1B		x 0-0 ② 5-3		x 0-0 ② F8		4	0	2	0	0	0	0
Mitch Webster, S (1, 8) OBP: 0.304, SLG: 0.476		S S S 0-3 ② K		x 0-0 ② F8		x 0-0 ③ F8		x 0-0 ③ F9		4	0	0	0	0	1	2
Sal Butera, R (1, 2) OBP: 0.298, SLG: 0.298 Herm Winningham, L (7, PH) OBP: 0.302, SLG: 0.333 Mike O'Berry, R (7, 2) OBP: 0.333, SLG: 0.200 U L Washington, S (9, PH) OBP: 0.312, SLG: 0.366		x 0-0 ③ F8		B B B B 4-0 BB 1-2			x 0-0 G3 1B 1B		S S S 0-3 ① K	1 1 0 1	0 1 0 0	0 1 0 0	0 0 0 0	1 0 0 0	0 0 0 1	1 0 0 0
Bill Gullickson, R (1, 1) OBP: 0.196, SLG: 0.268 Doug Frobel, L (7, PH) OBP: 0.318, SLG: 0.257 Gary Lucas, L (7, 1) Scot Thompson, L (9, PH) OBP: 0.263, SLG: 0.281		x 0-0 PB 2B	x 0-0 ③ L1				x 0-0 ① G3 1-2		S S S 0-3 ② K	2 1 0 1	0 0 0 0	1 0 0 0	0 0 0 0	0 0 0 0	0 0 0 1	2 1 0 0
Inning Stats	R: 0 E: 0 K: 2 S: 7 H: 0 LOB: 1 BB: 1 P: 11	R: 0 E: 0 K: 1 S: 6 H: 1 LOB: 1 BB: 0 P: 6	R: 0 E: 0 K: 1 S: 6 H: 1 LOB: 2 BB: 1 P: 10	R: 0 E: 0 K: 1 S: 6 H: 1 LOB: 2 BB: 1 P: 10	R: 0 E: 0 K: 0 S: 3 H: 0 LOB: 1 BB: 1 P: 7	R: 0 E: 0 K: 0 S: 3 H: 0 LOB: 0 BB: 0 P: 3	R: 1 E: 0 K: 0 S: 5 H: 2 LOB: 2 BB: 1 P: 9	R: 0 E: 0 K: 0 S: 3 H: 0 LOB: 0 BB: 0 P: 3	R: 0 E: 0 K: 2 S: 7 H: 0 LOB: 0 BB: 0 P: 7	1B: 4 2B: 1 3B: 0 HR: 0 SF: 0 SAC: 0 DP: 0 HBP: 0						

PITCHER	IP	WLS	BF	H	R	ER	SO	BB	IBB	HBP	BLK	WP	HR	S	P	ERA	WHIP
Kevin Gross, R (1, 1) ERA: 3.06	9.0	W	37	5	1	1	7	5	0	0	0	0	0	46	66	1.00	1.111

PITCHER	IP	WLS	BF	H	R	ER	SO	BB	IBB	HBP	BLK	WP	HR	S	P	ERA	WHIP

TOP

Montreal Expos @ Philadelphia Phillies

Veterans Stadium, Philadelphia, PA

Wed Sep 11 1985, 7:05 PM EDT

Att. 15,193 - Unknown

livebaseballscorecards.com

AB	32
R	1
H	5
RBI	1
BB	5
SO	7
LOB	20

WP: 0	PB: 1	SB: 1	CS: 0	PA: 37													

Batter	1	2	3	4	5	6	7	8	9	AB	R	H	RBI	BB	SO	LOB
Jeff Stone, L (1, 7) OBP: 0.293, SLG: 0.327 Garry Maddox, R (7, PH) OBP: 0.286, SLG: 0.349 (8, 8)	1B		F8		1-3		F8 PB 2B			3 1	0 1	1 1	0 0	0 0	0 0	1 0
Juan Samuel, R (1, 4) OBP: 0.303, SLG: 0.448	P4		S 1B 1B 2-H		5-3		F8 2-3			4	1	1	1	0	0	1
Von Hayes, L (1, 8) OBP: 0.349, SLG: 0.436 (8, 7)	K		1-H 1B		L3		5-3 3-H			4	0	1	1	0	1	0
Mike Schmidt, R (1, 3) OBP: 0.369, SLG: 0.527		P4	K			HR	FC4 BB			3	1	1	1	1	1	1
Glenn Wilson, R (1, 9) OBP: 0.310, SLG: 0.424		K		4-3 2B		F8 5-3 1B	FC4 1-2f			4	0	2	0	0	1	1
Rick Schu, R (1, 5) OBP: 0.329, SLG: 0.406		S 1B		4-3 2-3		5-3 1-2			F8	4	0	1	0	0	0	2
Darren Daulton, L (1, 2) OBP: 0.278, SLG: 0.348		K 1-2		F7		F8 2-3			K	4	0	0	0	0	2	3
Tom Foley, L (1, 6) OBP: 0.266, SLG: 0.306			SH3-4 1B 1B	IBB		IBB			K	2	1	1	0	2	1	0
Kevin Gross, R (1, 1) OBP: 0.190, SLG: 0.250			SH3-4 1-2	K		P4				2	0	0	0	0	1	4
Inning Stats	R: 0 E: 0 K: 1 S: 5 H: 1 LOB: 0 BB: 0 P: 5	R: 0 E: 0 K: 2 S: 8 H: 1 LOB: 1 BB: 0 P: 8	R: 2 E: 0 K: 1 S: 8 H: 3 LOB: 1 BB: 0 P: 8	R: 0 E: 0 K: 1 S: 6 H: 1 LOB: 2 BB: 1 P: 10	R: 0 E: 0 K: 0 S: 3 H: 0 LOB: 0 BB: 0 P: 3	R: 1 E: 0 K: 0 S: 5 H: 2 LOB: 2 BB: 1 P: 9	R: 1 E: 0 K: 0 S: 4 H: 1 LOB: 1 BB: 1 P: 8	R: 0 E: 0 K: 2 S: 7 H: 0 LOB: 0 BB: 0 P: 7		1B: 6 2B: 2 3B: 0 HR: 1	SF: 0 SAC: 1 DP: 0 HBP: 0					

PITCHER		IP	WLS	BF	H	R	ER	SO	BB	IBB	HBP	BLK	WP	HR	S	P	ERA	WHIP
Bill Gullickson, R ERA: 3.35	(1, 1)	6.0	L	27	8	3	3	5	0	2	0	0	0	1	35	43	4.50	1.333
Gary Lucas, L ERA: 3.4	(7, 1)	2.0		8	1	1	0	2	1	0	0	0	0	0	11	15	0.00	1.000

PITCHER	IP	WLS	BF	H	R	ER	SO	BB	IBB	HBP	BLK	WP	HR	S	P	ERA	WHIP

BOTTOM

Montreal Expos @ Philadelphia Phillies

Veterans Stadium, Philadelphia, PA

Wed Sep 11 1985, 7:05 PM EDT

Att. 15,193 - Unknown

livebaseballscorecards.com

AB	31
R	4
H	9
RBI	3
BB	3
SO	7
LOB	13

Montreal Expos @ Philadelphia Phillies

Veterans Stadium, Philadelphia, PA

Thu Sep 12 1985, 7:05 PM EDT

Att. 15,335 - Unknown

TOP

livebaseballscorecards.com

Batter	1	2	3	4	5	6	7	8	9	AB	R	H	RBI	BB	SO	LOB
Mitch Webster, S (1, 8) (7, 7) OBP: 0.307, SLG: 0.473	6-3		F2		WP HR 1B	S 1B 1B		P5		5	1	2	0	0	0	1
Vance Law, R (1, 4) OBP: 0.362, SLG: 0.403	1B 1B BB		BB		HR BB	1-H 3-H 1B			BB 1B	2	2	2	1	3	0	0
Andre Dawson, R (1, 9) OBP: 0.295, SLG: 0.414	1-3 1B		F7		F6		6-3		F4	5	0	1	0	0	0	5
Hubie Brooks, R (1, 6) OBP: 0.307, SLG: 0.401	1B BB		F9		1-H 2-H 3-H HR		F9		1-2 BB	3	1	1	4	2	0	1
Tim Wallach, R (1, 5) OBP: 0.309, SLG: 0.434	1-2 3-H 1B			K	F8		FC5-4 1B		K	5	0	2	1	0	2	2
Andres Galarraga, R (1, 3) OBP: 0.200, SLG: 0.130	F8			1-3	F8		FC5-4 1-2f		F9	5	0	0	0	0	0	5
Jim Wohlford, R (1, 7) OBP: 0.289, SLG: 0.280		4-3		BB		6-3		S 2B		2	0	0	0	1	0	0
Herm Winningham, L (7, 8) OBP: 0.304, SLG: 0.339										1	0	1	0	0	0	0
Sal Butera, R (1, 2) OBP: 0.296, SLG: 0.295		5-3		F4		FC6-4 1B		F7		4	0	1	0	0	0	2
Floyd Youmans, R (1, 1) OBP: 0.125, SLG: 0.067		K			WP HR 1B BB	FC6-4 1B 1-2f		K 2-3		1	1	0	0	1	1	0
Fred Manrique, R (6, PH)										1	1	0	0	0	0	1
Tim Burke, R (6, 1) OBP: 0.125, SLG: 0.125										0	0	0	0	0	0	0
Scot Thompson, L (8, PH) OBP: 0.261, SLG: 0.279										1	0	0	0	0	1	1
Jeff Reardon, R (8, 1) OBP: 0.167, SLG: 0.167										0	0	0	0	0	0	0
Inning Stats	R: 1 E: 0 K: 0 S: 4 H: 2 LOB: 2 BB: 2 P: 12	R: 0 E: 0 K: 1 S: 5 H: 0 LOB: 0 BB: 0 P: 5	R: 0 E: 0 K: 0 S: 3 H: 0 LOB: 1 BB: 1 P: 7	R: 0 E: 0 K: 1 S: 5 H: 0 LOB: 1 BB: 1 P: 9	R: 4 E: 0 K: 0 S: 5 H: 2 LOB: 0 BB: 2 P: 13	R: 1 E: 0 K: 0 S: 5 H: 3 LOB: 2 BB: 0 P: 5	R: 0 E: 0 K: 0 S: 4 H: 1 LOB: 1 BB: 0 P: 4	R: 0 E: 0 K: 1 S: 6 H: 1 LOB: 1 BB: 0 P: 6	R: 0 E: 0 K: 1 S: 6 H: 1 LOB: 2 BB: 1 P: 10	1B: 8 2B: 1 3B: 0 HR: 1	SF: 0 SAC: 0 DP: 0 HBP: 0					

AB	35
R	6
H	10
RBI	6
BB	7
SO	4
LOB	18

WP: 1 PB: 0 SB: 2 CS: 0 PA: 42

PITCHER		IP	WLS	BF	H	R	ER	SO	BB	IBB	HBP	BLK	WP	HR	S	P	ERA	WHIP
Shane Rawley, L ERA: 2.87	(1, 1)	5.2	L	28	6	6	6	2	6	0	0	0	1	1	26	50	9.53	2.118
Rick Surhoff, R ERA:	(6, 1)	0.1		1	1	0	0	0	0	0	0	0	0	0	1	1	0.00	3.000
Larry Andersen, R ERA: 4.73	(7, 1)	1.0		4	1	0	0	0	0	0	0	0	0	0	4	4	0.00	1.000
Rocky Childress, R ERA: 6.3	(8, 1)	1.0		4	1	0	0	1	0	0	0	0	0	0	6	6	0.00	1.000
Freddie Toliver, R ERA: 1.69	(9, 1)	1.0		5	1	0	0	1	1	0	0	0	0	0	6	10	0.00	2.000

PITCHER	IP	WLS	BF	H	R	ER	SO	BB	IBB	HBP	BLK	WP	HR	S	P	ERA	WHIP

Batter	1	2	3	4	5	6	7	8	9	AB	R	H	RBI	BB	SO	LOB
Jeff Stone, L (1, 7) OBP: 0.296, SLG: 0.326	x 0-0 S 1B		BBB 4-0 BB	SSS 0-3 ③ K		SSS 0-3 ② K		x 0-0 ① F7		4	0	1	0	1	2	4
Juan Samuel, R (1, 4) OBP: 0.301, SLG: 0.444	x 0-0 ① F9 1-2		x 0-0 ② F9		x 0-0 ① F3	x 0-0 ③ 5-3		SSS 0-3 ② K		5	0	0	0	0	1	4
Von Hayes, L (1, 8) OBP: 0.347, SLG: 0.434	SSS 0-3 ② K		x 0-0 ③ F8		x 0-0 S WP 3-1 1B		x 0-0 ① 4-3	x 0-0 ③ F5		5	1	1	0	0	1	3
Mike Schmidt, R (1, 3) OBP: 0.369, SLG: 0.523	x 0-0 ③ F9			BBBB 4-0 2B BB	BBB 4-0 3-1 BB 1-3 BB		x 0-0 ② F7		x 0-0 ① 5-3	3	1	0	0	2	0	1
Glenn Wilson, R (1, 9) OBP: 0.313, SLG: 0.426		x 0-0 ① 6-3		x 0-0 G4-6-3 1-H 2B	BBB 4-0 3-1 1-2 BB		x 0-0 1B BB 1B 1B		x 0-0 ② L4	4	1	2	1	1	0	0
Rick Schu, R (1, 5) OBP: 0.330, SLG: 0.402		x 0-0 ② F9		BBB 4-0 G4-6-3 BB	x 0-0 ② 3-1 1-2 2-3 3-H	BBB 4-0 1B 1B 1-2 BB			SSS 0-3 ③ K	3	0	0	1	2	1	2
Darren Daulton, L (1, 2) OBP: 0.277, SLG: 0.342		SSS 0-3 ③ K		x 0-0 ① ② G4-6-3 1-2f 2-3	x 0-0 ③ 4-3		x 0-0 1B 1-2 2-3 1B			4	0	1	0	0	1	4
Tom Foley, L (1, 6) OBP: 0.281, SLG: 0.314			x 0-0 SH3-4 1B	IIII 4-0 BB IBB		BBB 4-0 F9 PB BB	x 0-0 1-2 2-3 3-H 1B			2	0	2	1	2	0	0
Shane Rawley, R (1, 1) OBP: 0.193, SLG: 0.140 Rick Surhoff, R (6, 1) Derrel Thomas, S (6, PH) OBP: 0.298, SLG: 0.395 Larry Andersen, R (7, 1) Tim Corcoran, L (7, PH) OBP: 0.299, SLG: 0.251 Rocky Childress, R (8, 1) Freddie Toliver, R (9, 1)			x 0-0 ① SH3-4 1-2	BBB 4-0 1-2 BB		x 0-0 ① F9 1-3	x 0-0 ③ L6			0 0 0 0 1 0 0 0 0 0 0 0 0 0 1 0 0 0 0 0 1 0 0 0 0 0 0 0 1 0 0 0 0 0 3 0 0 0 0 0 0 0 0 0 0 0 0 0 0						
Inning Stats	R: 0 E: 0 K: 1 S: 6 H: 1 LOB: 1 BB: 0 P: 6	R: 0 E: 0 K: 1 S: 5 H: 0 LOB: 0 BB: 0 P: 5	R: 0 E: 0 K: 0 S: 4 H: 1 LOB: 2 BB: 1 P: 8	R: 1 E: 0 K: 1 S: 5 H: 1 LOB: 3 BB: 4 P: 21	R: 1 E: 0 K: 0 S: 4 H: 1 LOB: 2 BB: 2 P: 12	R: 0 E: 0 K: 1 S: 5 H: 0 LOB: 1 BB: 1 P: 9	R: 1 E: 0 K: 0 S: 6 H: 3 LOB: 3 BB: 1 P: 10	R: 0 E: 0 K: 1 S: 5 H: 0 LOB: 0 BB: 0 P: 5	R: 0 E: 0 K: 1 S: 5 H: 0 LOB: 0 BB: 0 P: 5	1B: 6 2B: 1 3B: 0 HR: 0 SF: 0 SAC: 1 DP: 1 HBP: 0						

PITCHER		IP	WLS	BF	H	R	ER	SO	BB	IBB	HBP	BLK	WP	HR	S	P	ERA	WHIP
Floyd Youmans, R ERA: 2.38	(1, 1)	5.0	W	25	4	2	2	3	6	1	0	0	1	0	24	52	3.60	2.000
Tim Burke, R ERA: 2.07	(6, 1)	2.0		11	3	1	1	1	2	0	0	0	0	0	11	19	4.50	2.500
Jeff Reardon, R ERA: 3.0	(8, 1)	2.0	S	6	0	0	0	2	0	0	0	0	0	0	10	10	0.00	0.000

PITCHER	IP	WLS	BF	H	R	ER	SO	BB	IBB	HBP	BLK	WP	HR	S	P	ERA	WHIP

BOTTOM

Montreal Expos @ Philadelphia Phillies

Veterans Stadium, Philadelphia, PA

Thu Sep 12 1985, 7:05 PM EDT

Att. 15,335 - Unknown

livebaseballscorecards.com

AB	32
R	3
H	7
RBI	3
BB	9
SO	6
LOB	22

WP: 1 PA: 42
PB: 1
SB: 2
CS: 0

Batter	1	2	3	4	5	6	7	8	9	AB	R	H	RBI	BB	SO	LOB
Lenny Dykstra, L (1, 8) OBP: 0.335, SLG: 0.338	F7		3-1		2B			F7		4	0	1	0	0	0	1
Wally Backman, S (1, 4) OBP: 0.335, SLG: 0.355	K			FC4-6 1B BB BB	6-3			6-3		3	1	0	0	1	1	1
Keith Hernandez, L (1, 3) OBP: 0.368, SLG: 0.415	6-3			FC4-6 1B 1-2 BB		1B		F7		3	0	1	0	1	0	0
Darryl Strawberry, L (1, 9) OBP: 0.390, SLG: 0.549		G4-6-3 BB		F7		F7			K	3	0	0	0	1	1	3
Danny Heep, L (1, 7) OBP: 0.338, SLG: 0.422		F8		FC4-6 1-2 2-3 1B		F8			F3	3	0	1	0	0	0	2
Tom Paciorek, R (9, PH) OBP: 0.309, SLG: 0.313										1	0	0	0	0	0	0
Howard Johnson, S (1, 5) OBP: 0.302, SLG: 0.380		G4-6-3 1-2f		FC4-6 1-2f 2-3 3-H		4-3			1B	4	0	1	1	0	0	4
Clint Hurdle, L (1, 2) OBP: 0.319, SLG: 0.363			K	K			E3 G1-4-3		F7	3	0	0	0	0	2	2
Billy Beane, R (7, PR)										0	0	0	0	0	0	0
Ronn Reynolds, R (7, 2) OBP: 0.250, SLG: 0.282										1	0	0	0	0	0	1
Rafael Santana, R (1, 6) OBP: 0.285, SLG: 0.290			E5 SH5-4		5-3		G1-4-3 1-2f			3	0	0	0	0	0	1
Rick Aguilera, R (1, 1) OBP: 0.345, SLG: 0.393			SH5-4 1-2		G3		4-3			1	0	0	0	0	0	0
Mookie Wilson, S (7, PH) OBP: 0.309, SLG: 0.390										1	0	0	0	0	0	1
Doug Sisk, R (7, 1)										0	0	0	0	0	0	0
Wes Gardner, R (7, 1)										0	0	0	0	0	0	0

TOP

New York Mets @ Montreal Expos

Olympic Stadium, Montreal, QB

Fri Sep 13 1985, 7:05 PM EDT

Unknown

livebaseballscorecards.com

AB	30
R	1
H	4
RBI	1
BB	3
SO	4
LOB	16

Inning Stats	1	2	3	4	5	6	7	8	9
	R: 0 E: 0 K: 1 S: 5	H: 0 LOB: 0 BB: 0 P: 5	R: 0 E: 0 K: 0 S: 2	H: 0 LOB: 0 BB: 1 P: 6	R: 0 E: 1 K: 1 S: 6	H: 0 LOB: 1 BB: 0 P: 6	R: 1 E: 0 K: 1 S: 6	H: 1 LOB: 2 BB: 2 P: 14	R: 0 E: 0 K: 0 S: 4	H: 1 LOB: 1 BB: 0 P: 4	R: 0 E: 0 K: 0 S: 4	H: 1 LOB: 1 BB: 0 P: 4	R: 0 E: 1 K: 0 S: 3	H: 0 LOB: 1 BB: 0 P: 3	R: 0 E: 0 K: 0 S: 3	H: 0 LOB: 0 BB: 0 P: 3	R: 0 E: 0 K: 1 S: 6	H: 1 LOB: 1 BB: 0 P: 6

1B: 3 SF: 0
2B: 1 SAC: 1
3B: 0 DP: 2
HR: 0 HBP: 0

WP: 0 PA: 34
PB: 0
SB: 0
CS: 0

PITCHER	IP	WLS	BF	H	R	ER	SO	BB	IBB	HBP	BLK	WP	HR	S	P	ERA	WHIP
Bryn Smith, R (1, 1) ERA: 2.81	7.0	W	27	3	1	1	3	3	0	0	0	0	0	30	42	1.29	0.857
Gary Lucas, L (8, 1) ERA: 3.28	2.0		7	1	0	0	1	0	0	0	0	0	0	9	9	0.00	0.500

PITCHER	IP	WLS	BF	H	R	ER	SO	BB	IBB	HBP	BLK	WP	HR	S	P	ERA	WHIP

Batter	1	2	3	4	5	6	7	8	9	AB	R	H	RBI	BB	SO	LOB
Tim Raines, S (1, 7) OBP: 0.387, SLG: 0.452	F8		F8		K		2B BB	3B		4	1	1	0	1	1	1
Vance Law, R (1, 4) OBP: 0.361, SLG: 0.403	F9		F8		F7		FC8-6-5 1-H 2B	6-3		5	0	1	1	0	0	2
Andre Dawson, R (1, 9) OBP: 0.295, SLG: 0.412	5-3		F9			F6	BB FC8-6-5 BB			3	0	0	0	1	0	0
Herm Winningham, L (7, PR) OBP: 0.304, SLG: 0.339 (8, 8)										0	0	0	0	0	0	0
Hubie Brooks, R (1, 6) OBP: 0.307, SLG: 0.400		2B 2B 1B		F8		6-3	K			4	1	1	0	0	1	2
Terry Francona, L (1, 3) OBP: 0.314, SLG: 0.377		1-3 2B 2B		F6		1B 1B 1B	FC8-6-5 BB 1-2 2-3f			4	2	2	0	0	0	2
Tim Wallach, R (1, 5) OBP: 0.314, SLG: 0.440		S E 2-H 3-H 2B				1B 1-2 1B	BB 1-2 2-3 BB			3	1	3	2	1	0	0
Mitch Webster, S (1, 8) (8, 9) OBP: 0.312, SLG: 0.471		S CS BB		F8		BB 1-3 2-H 1B	K			3	0	1	1	1	1	4
Mike O'Berry, R (1, 2) OBP: 0.400, SLG: 0.250		K 2-H			SH3-4	BB 1-2 BB		5-3		3	0	1	0	1	1	1
Bryn Smith, R (1, 1) OBP: 0.243, SLG: 0.269		K 1-H			SH3-4 1-2	F4		K		2	0	0	0	0	1	4
Gary Lucas, L (8, 1)										1	0	0	0	0	1	0
Inning Stats	R: 0 E: 0 K: 0 S: 3 H: 0 LOB: 0 BB: 0 P: 3	R: 3 E: 1 K: 2 S: 9 H: 3 LOB: 0 BB: 1 P: 13	R: 0 E: 0 K: 0 S: 3 H: 0 LOB: 0 BB: 0 P: 3	R: 0 E: 0 K: 0 S: 4 H: 1 LOB: 1 BB: 0 P: 4	R: 0 E: 0 K: 1 S: 6 H: 1 LOB: 1 BB: 0 P: 6	R: 1 E: 0 K: 0 S: 6 H: 3 LOB: 3 BB: 1 P: 10	R: 1 E: 0 K: 2 S: 8 H: 1 LOB: 3 BB: 3 P: 20	R: 0 E: 0 K: 1 S: 6 H: 1 LOB: 1 BB: 0 P: 6		1B: 6 2B: 3 3B: 1 HR: 0 SF: 0 SAC: 1 DP: 0 HBP: 0						

PITCHER		IP	WLS	BF	H	R	ER	SO	BB	IBB	HBP	BLK	WP	HR	S	P	ERA	WHIP
Rick Aguilera, R ERA: 3.33	(1, 1)	6.0	L	27	8	4	3	3	2	0	0	0	0	0	31	39	4.50	1.667
Doug Sisk, R ERA: 5.3	(7, 1)	0.2		6	1	1	1	1	3	0	0	0	0	0	5	17	13.50	6.000
Wes Gardner, R ERA: 12.46	(7, 1)	1.1		5	1	0	0	2	0	0	0	0	0	0	9	9	0.00	0.750

PITCHER	IP	WLS	BF	H	R	ER	SO	BB	IBB	HBP	BLK	WP	HR	S	P	ERA	WHIP

BOTTOM

New York Mets @ Montreal Expos

Olympic Stadium, Montreal, QB

Fri Sep 13 1985, 7:05 PM EDT

Unknown

livebaseballscorecards.com

AB	32
R	5
H	10
RBI	4
BB	5
SO	6
LOB	16

WP: 0 PB: 0 SB: 3 CS: 1 PA: 38

Batter	1	2	3	4	5	6	7	8	9	AB	R	H	RBI	BB	SO	LOB
Mookie Wilson, S (1, 8) OBP: 0.317, SLG: 0.406	4-3 S 1B		3B		G6-4-3 1B		S 1B BB	1-2 2-3 1B		3	0	3	0	0	0	0
Lenny Dykstra, L (7, PH) OBP: 0.340, SLG: 0.341										1	1	1	0	1	0	0
(7, 8)																
Ron Gardenhire, R (1, 4) OBP: 0.351, SLG: 0.207	K ①		4-3 ②		G6-4-3 ①② 1-2f		1B 1B BB	K ③		3	0	0	0	0	1	3
Wally Backman, S (7, PH) OBP: 0.335, SLG: 0.354							1-2			1	1	0	0	1	1	3
(7, 4)																
Keith Hernandez, L (1, 3) OBP: 0.368, SLG: 0.415	4-3 ② 1-3		6-3 ③		F8 ③		1-2 2-H 1B		HR 1B	5	1	2	1	0	0	2
Gary Carter, R (1, 2) OBP: 0.369, SLG: 0.492	FC6-4 BB			FC1-5 1B 1B		F7 ①	1-2 2-H 1B		1-H HR	4	1	3	3	1	0	0
George Foster, R (1, 7) OBP: 0.326, SLG: 0.448	FC6-4 ③ 1-2f			1-2 2B FC1-5 1B		HR	F3 ③		K ①	5	2	2	1	0	1	4
Tom Paciorek, R (1, 9) OBP: 0.307, SLG: 0.311		K ①		FC1-5 ① 1-2 2-3f 2B		G6-4-3 1B		6-3 ①	5-3 ②	5	1	1	0	0	1	2
Ray Knight, R (1, 5) OBP: 0.236, SLG: 0.322		G3 ②		K ②		G6-4-3 ②③ 1-2f		5-3 ②	F7 ③	3	0	0	0	0	1	3
Roger McDowell, R (6, 1) OBP: 0.235, SLG: 0.250										2	0	0	0	0	0	0
Larry Bowa, S (1, 6) OBP: 0.280, SLG: 0.312		F9 ③		1-H 2-H 2B			F9 ①	1B BB BB		3	0	1	2	1	0	0
Terry Leach, R (1, 1) OBP: 0.182, SLG: 0.273			K ①	K ③			F7 ②	1-2 1B BB		2	0	0	0	0	2	1
Howard Johnson, S (6, 5) OBP: 0.303, SLG: 0.378										1	0	0	0	1	0	0
Inning Stats	R: 0 E: 0 K: 1 S: 6 H: 1 LOB: 2 BB: 1 P: 10	R: 0 E: 0 K: 1 S: 5 H: 0 LOB: 0 BB: 0 P: 5	R: 0 E: 0 K: 1 S: 6 H: 1 LOB: 1 BB: 0 P: 6	R: 2 E: 0 K: 2 S: 10 H: 3 LOB: 1 BB: 0 P: 10	R: 0 E: 0 K: 0 S: 3 H: 1 LOB: 0 BB: 0 P: 3	R: 1 E: 0 K: 0 S: 4 H: 2 LOB: 0 BB: 0 P: 4	R: 2 E: 0 K: 0 S: 5 H: 2 LOB: 2 BB: 2 P: 13	R: 0 E: 0 K: 1 S: 6 H: 1 LOB: 3 BB: 2 P: 14	R: 2 E: 0 K: 1 S: 7 H: 2 LOB: 0 BB: 0 P: 7	1B: 9 2B: 1 3B: 1 HR: 2 SF: 0 SAC: 0 DP: 2 HBP: 0							

TOP

New York Mets @ Montreal Expos

Olympic Stadium, Montreal, QB

Fri Sep 13 1985, 7:05 PM EDT

Att. 25,524 - Unknown

livebaseballscorecards.com

AB	38
R	7
H	13
RBI	7
BB	5
SO	7
LOB	18

WP: 0 PB: 0 SB: 2 CS: 0 PA: 43

PITCHER		IP	WLS	BF	H	R	ER	SO	BB	IBB	HBP	BLK	WP	HR	S	P	ERA	WHIP
Dan Schatzeder, L ERA: 3.86	(1, 1)	5.1	L	24	8	3	3	5	1	0	0	0	0	1	33	37	5.06	1.688
Randy St. Claire, R ERA: 3.2	(6, 1)	1.1		7	2	2	2	0	2	0	0	0	0	0	5	13	13.50	3.000
Bert Roberge, R ERA: 2.28	(7, 1)	1.1		7	1	0	0	1	2	0	0	0	0	0	7	15	0.00	2.250
Bill Laskey, R ERA: 4.4	(9, 1)	1.0		5	2	2	2	1	0	0	0	0	0	1	7	7	18.00	2.000

PITCHER	IP	WLS	BF	H	R	ER	SO	BB	IBB	HBP	BLK	WP	HR	S	P	ERA	WHIP

BOTTOM

Batter	1	2	3	4	5	6	7	8	9	AB	R	H	RBI	BB	SO	LOB
Tim Raines, S (1, 7) OBP: 0.390, SLG: 0.452	BBBB 4-0 CS BB		BBBB 4-0 BB			x 0-0 4-3 S 2B 1B		x 0-0 ① 4-3 1-2		2	1	1	0	2	0	1
Mitch Webster, S (1, 9) OBP: 0.310, SLG: 0.465	x 0-0 ① 5-3 S 1-2 1B		x 0-0 ③ G3			SSS 0-3 ① K 1-2		x 0-0 ② 4-3 2-3		4	0	1	0	0	1	3
Terry Francona, L (1, 3) OBP: 0.317, SLG: 0.379	x 0-0 ② 5-3 1-3			x 0-0 FC6-4 1B		x 0-0 ② 4-3 2-3		x 0-0 1B 3-H 1B		4	0	2	1	0	0	2
Hubie Brooks, R (1, 6) OBP: 0.308, SLG: 0.403	SSS 0-3 ③ K			x 0-0 ① FC6-4 1-2f		x 0-0 2B 3-H		x 0-0 1B 1-3 1B		4	0	2	1	0	1	2
Tim Wallach, R (1, 5) OBP: 0.312, SLG: 0.436		x 0-0 ① F7		x 0-0 ② F3		SSS 0-3 ③ K		SSS 0-3 ③ K		4	0	0	0	0	2	4
Herm Winningham, L (1, 8) OBP: 0.303, SLG: 0.338		x 0-0 ② L4		x 0-0 ③ F3			x 0-0 FC6-4 1B		x 0-0 E6 G4-6-3	4	0	1	0	0	0	1
U L Washington, S (1, 4) OBP: 0.306, SLG: 0.358		x 0-0 ③ 4-3			SSS 0-3 ① K		x 0-0 ① FC6-4 CS 1-2f		x 0-0 ①② G4-6-3 1-2f	4	0	0	0	0	1	2
Sal Butera, R (1, 2) OBP: 0.290, SLG: 0.289 Razor Shines, S (7, PH) OBP: 0.146, SLG: 0.103 Mike O'Berry, R (8, 2) OBP: 0.400, SLG: 0.250 Scot Thompson, L (9, PH) OBP: 0.259, SLG: 0.277			x 0-0 ① 5-3		x 0-0 ② F5		SSS 0-3 ②③ K 1-2		x 0-0 ③ 4-3	2 1 0 1	0 0 0 0	0 0 0 0	0 0 0 0	0 1 0 0	0 1 0 0	0 1 0 0
Dan Schatzeder, L (1, 1) OBP: 0.192, SLG: 0.320 Randy St. Claire, R (6, 1) OBP: 0.429, SLG: 0.200 Bert Roberge, R (7, 1) Al Newman, S (8, PH) OBP: 0.167, SLG: 0.176 Bill Laskey, R (9, 1) OBP: 0.211, SLG: 0.118			SSS 0-3 ② K		SSS 0-3 ③ K			BBBB 4-0 4-3 4-3 1B BB		2 0 0 0 0	0 0 0 1 0	0 0 0 0 0	0 0 0 0 0	0 0 0 1 0	2 0 0 0 0	0 0 0 0 0
Inning Stats	R: 0 E: 0 K: 1 S: 5 H: 1 LOB: 1 BB: 1 P: 9	R: 0 E: 0 K: 0 S: 3 H: 0 LOB: 0 BB: 0 P: 3	R: 0 E: 0 K: 1 S: 5 H: 0 LOB: 1 BB: 1 P: 9	R: 0 E: 0 K: 0 S: 4 H: 1 LOB: 1 BB: 0 P: 4	R: 0 E: 0 K: 2 S: 7 H: 0 LOB: 0 BB: 0 P: 7	R: 1 E: 0 K: 2 S: 9 H: 2 LOB: 1 BB: 0 P: 9	R: 0 E: 0 K: 1 S: 5 H: 1 LOB: 1 BB: 0 P: 5	R: 1 E: 0 K: 1 S: 7 H: 2 LOB: 2 BB: 1 P: 11	R: 0 E: 1 K: 0 S: 3 H: 0 LOB: 0 BB: 0 P: 3	1B: 6 2B: 2 3B: 0 HR: 0	SF: 0 SAC: 0 DP: 2 HBP: 0						

PITCHER		IP	WLS	BF	H	R	ER	SO	BB	IBB	HBP	BLK	WP	HR	S	P	ERA	WHIP
Terry Leach, R ERA: 2.62	(1, 1)	5.2	W	22	4	1	1	5	2	0	0	0	0	0	30	38	1.59	1.059
Roger McDowell, R ERA: 3.04	(6, 1)	3.1	S	13	3	1	1	3	1	0	0	0	0	0	18	22	2.70	1.200

PITCHER	IP	WLS	BF	H	R	ER	SO	BB	IBB	HBP	BLK	WP	HR	S	P	ERA	WHIP

New York Mets @ Montreal Expos

Olympic Stadium, Montreal, QB

Fri Sep 13 1985, 7:05 PM EDT

Att. 25,524 - Unknown

livebaseballscorecards.com

AB	32
R	2
H	7
RBI	2
BB	3
SO	8
LOB	16

WP: 0 PB: 0 SB: 2 CS: 2 PA: 35

New York Mets @ Montreal Expos

Olympic Stadium, Montreal, QB

Sat Sep 14 1985, 3:33 AM EDT

Att. 20,579 - Unknown

TOP

livebaseballscorecards.com

Batter	1	2	3	4	5	6	7	8	9	AB	R	H	RBI	BB	SO	LOB
Mookie Wilson, S (1, 8) OBP: 0.316, SLG: 0.407	4-3		G3 1B 2B	4-3			K			4	1	1	0	0	1	1
Wally Backman, S (1, 4) OBP: 0.333, SLG: 0.351	K		G3 2-3		G3			5-3		4	0	0	0	0	1	1
Keith Hernandez, L (1, 3) OBP: 0.368, SLG: 0.414	G3		1B 3-H 1B		3-1			K		4	0	1	1	0	1	0
Gary Carter, R (1, 2) OBP: 0.366, SLG: 0.487		6-3	F8		F7			F2		4	0	0	0	0	0	1
Darryl Strawberry, L (1, 9) OBP: 0.391, SLG: 0.547		2B BB B B B	1B 1-2			6-3			F7	3	0	1	0	1	0	0
George Foster, R (1, 7) OBP: 0.325, SLG: 0.448		1-3 2B	F8			4-3			F8	4	0	1	0	0	0	2
Howard Johnson, S (1, 5) OBP: 0.302, SLG: 0.377		K	K			F4			1B	4	0	1	0	0	2	2
Rafael Santana, R (1, 6) OBP: 0.290, SLG: 0.293		FC6-4 IBB	SH3-4 1B				G6-4-3 1B		F8	2	0	2	0	1	0	0
Lenny Dykstra, L (9, PH) OBP: 0.338, SLG: 0.339										1	0	0	0	0	0	1
Sid Fernandez, L (1, 1) OBP: 0.200, SLG: 0.244		FC6-4 1-2f	SH3-4 1-2				G6-4-3 1-2f			1	0	0	0	0	0	3
Calvin Schiraldi, R (5, 1) OBP: 0.125, SLG: 0.125										0	0	0	0	0	0	0
Tom Gorman, L (6, 1)										0	0	0	0	0	0	0
Ray Knight, R (7, PH) OBP: 0.236, SLG: 0.321										1	0	0	0	0	0	1
Wes Gardner, R (7, 1)										0	0	0	0	0	0	0
Inning Stats	R: 0 E: 0 K: 1 S: 5 H: 0 LOB: 0 BB: 0 P: 5	R: 0 E: 0 K: 1 S: 6 H: 1 LOB: 3 BB: 2 P: 14	R: 1 E: 0 K: 0 S: 6 H: 3 LOB: 2 BB: 0 P: 6	R: 0 E: 0 K: 1 S: 6 H: 1 LOB: 1 BB: 0 P: 6	R: 0 E: 0 K: 0 S: 3 H: 0 LOB: 0 BB: 0 P: 3	R: 0 E: 0 K: 0 S: 3 H: 0 LOB: 0 BB: 0 P: 3	R: 0 E: 0 K: 1 S: 5 H: 1 LOB: 0 BB: 0 P: 5	R: 0 E: 0 K: 1 S: 5 H: 0 LOB: 0 BB: 0 P: 5	R: 0 E: 0 K: 0 S: 4 H: 1 LOB: 1 BB: 0 P: 4	1B: 5 2B: 2 3B: 0 HR: 0 SF: 0 SAC: 1 DP: 1 HBP: 0						

AB	32
R	1
H	7
RBI	1
BB	2
SO	5
LOB	12

WP: 0 PB: 0 SB: 0 CS: 0 PA: 35

PITCHER		IP	WLS	BF	H	R	ER	SO	BB	IBB	HBP	BLK	WP	HR	S	P	ERA	WHIP
David Palmer, R ERA: 3.71	(1, 1)	5.0	W	22	5	1	1	3	1	1	0	0	0	0	26	34	1.80	1.200
Tim Burke, R ERA: 2.05	(6, 1)	1.0		3	0	0	0	0	0	0	0	0	0	0	3	3	0.00	0.000
Gary Lucas, L ERA: 3.22	(7, 1)	1.0		3	1	0	0	1	0	0	0	0	0	0	5	5	0.00	1.000
Jeff Reardon, R ERA: 2.92	(8, 1)	2.0	S	7	1	0	0	1	0	0	0	0	0	0	9	9	0.00	0.500

PITCHER	IP	WLS	BF	H	R	ER	SO	BB	IBB	HBP	BLK	WP	HR	S	P	ERA	WHIP

New York Mets @ Montreal Expos

Olympic Stadium, Montreal, QB

Sat Sep 14 1985, 3:33 AM EDT

Att. 20,579 - Unknown

livebaseballscorecards.com

BOTTOM

Batter	1	2	3	4	5	6	7	8	9	AB	R	H	RBI	BB	SO	LOB
Tim Raines, S (1, 7) OBP: 0.392, SLG: 0.455	FC6-4 6-3 2B		E5 SF9 1B		BB 1-3 BB	6-3				3	2	2	0	1	0	2
Vance Law, R (1, 4) OBP: 0.362, SLG: 0.402	FC6-4 BB		SF9 3-H		1-2 BB		G3			1	0	0	1	2	0	0
Andre Dawson, R (1, 9) OBP: 0.292, SLG: 0.408	FC6-4 S 1-2f 2-3		F8		K		4-3			4	0	0	0	0	1	5
Hubie Brooks, R (1, 6) OBP: 0.306, SLG: 0.400	6-3 1-2 3-H			F9	F8		K			4	0	0	1	0	1	4
Tim Wallach, R (1, 5) OBP: 0.313, SLG: 0.441	F8			F4		1B SF8 2B		S E 2B		4	2	2	0	0	0	1
Andres Galarraga, R (1, 3) OBP: 0.207, SLG: 0.115		K		F9		SF8 1B HBP		K 2-H		3	0	0	0	0	2	0
Mitch Webster, S (1, 8) OBP: 0.313, SLG: 0.472		F8			SH1-3 1B 2B	SF8 1-2 2-3 1B		E6 1B		2	1	1	0	0	0	0
Herm Winningham, L (6, 8) OBP: 0.304, SLG: 0.339										2	0	1	0	0	0	0
Sal Butera, R (1, 2) OBP: 0.287, SLG: 0.286		F9			SH1-3 2-3	K		G5-4-3 1-2 1B		1	0	0	0	0	0	0
Scot Thompson, L (6, PH) OBP: 0.259, SLG: 0.277										0	0	0	0	0	0	0
U L Washington, S (6, PH) OBP: 0.304, SLG: 0.356										1	0	0	0	0	1	3
Gary Lucas, L (7, 1)										0	0	0	0	0	0	0
Jeff Reardon, R (8, 1) OBP: 0.286, SLG: 0.286										1	0	1	0	0	0	0
David Palmer, R (1, 1) OBP: 0.091, SLG: 0.121			K		E 3-H 1B	SF8 1-2 2-3 3-H		G5-4-3 1-2f		1	0	0	0	0	1	0
Jim Wohlford, R (5, PH) OBP: 0.295, SLG: 0.287										1	0	1	1	0	0	0
Tim Burke, R (6, 1) OBP: 0.125, SLG: 0.125										0	0	0	0	0	0	0
Mike Fitzgerald, R (6, PH) OBP: 0.297, SLG: 0.288										1	0	0	1	0	0	2
(7, 2)																
Inning Stats	R: 1 E: 0 K: 0 S: 4 H: 1 LOB: 1 BB: 1 P: 8	R: 0 E: 0 K: 1 S: 5 H: 0 LOB: 0 BB: 0 P: 5	R: 1 E: 1 K: 1 S: 6 H: 1 LOB: 0 BB: 0 P: 6	R: 0 E: 0 K: 0 S: 3 H: 0 LOB: 0 BB: 0 P: 3	R: 1 E: 1 K: 1 S: 7 H: 2 LOB: 3 BB: 2 P: 15	R: 1 E: 0 K: 1 S: 7 H: 2 LOB: 2 BB: 0 P: 8	R: 0 E: 0 K: 1 S: 5 H: 0 LOB: 0 BB: 0 P: 5	R: 1 E: 1 K: 1 S: 7 H: 2 LOB: 1 BB: 0 P: 7		1B: 4 2B: 4 3B: 0 HR: 0	SF: 2 SAC: 1 DP: 1 HBP: 1			WP: 0 PB: 0 SB: 2 CS: 0	PA: 36		

	AB	29
	R	5
	H	8
	RBI	4
	BB	3
	SO	6
	LOB	17

PITCHER		IP	WLS	BF	H	R	ER	SO	BB	IBB	HBP	BLK	WP	HR	S	P	ERA	WHIP
Sid Fernandez, L ERA: 2.74	(1, 1)	4.1	L	20	4	3	2	2	3	0	0	0	0	0	21	33	4.15	1.615
Calvin Schiraldi, R ERA: 8.89	(5, 1)	0.2		5	2	1	1	1	0	0	1	0	0	0	6	7	13.50	3.000
Tom Gorman, L ERA: 4.94	(6, 1)	1.0		3	0	0	0	1	0	0	0	0	0	0	5	5	0.00	0.000
Wes Gardner, R ERA: 9.95	(7, 1)	2.0		8	2	1	1	2	0	0	0	0	0	0	12	12	4.50	1.000

PITCHER	IP	WLS	BF	H	R	ER	SO	BB	IBB	HBP	BLK	WP	HR	S	P	ERA	WHIP

Batter	1	2	3	4	5	6	7	8	9	AB	R	H	RBI	BB	SO	LOB
Mookie Wilson, S (1, 8) OBP: 0.321, SLG: 0.430	S 1B 2B	2B		K		L6			HR	5	2	3	1	0	1	1
Wally Backman, S (1, 4) OBP: 0.329, SLG: 0.347	S S S K	F4		S S S K			F7		5-3	5	0	0	0	0	2	2
Keith Hernandez, L (1, 3) OBP: 0.369, SLG: 0.413	B B B B 1B HR BB	5-3		F9			G6-4-3 1B			3	1	1	0	1	0	1
Gary Carter, R (1, 2) OBP: 0.367, SLG: 0.486	1-2 2-H HR 1B	I I I I IBB			5-3		G6-4-3 1-2f			3	1	1	1	1	0	1
Danny Heep, L (1, 9) OBP: 0.337, SLG: 0.431	1-H 2-H HR	F7			F7			F8		4	1	1	3	0	0	2
George Foster, R (1, 7) OBP: 0.322, SLG: 0.444	F6		G1-4-3		S S S K			5-3		4	0	0	0	0	1	0
Howard Johnson, S (1, 5) OBP: 0.305, SLG: 0.387	1B 1B		HR			G3		B3		4	1	2	1	0	0	0
Rafael Santana, R (1, 6) OBP: 0.291, SLG: 0.293	1-2 1B		6-3			B B B B SH3-6-4 BB			6-3	3	0	1	0	1	0	0
Ron Darling, R (1, 1) OBP: 0.183, SLG: 0.229 Jesse Orosco, R (8, 1) OBP: 0.333, SLG: 0.333	5-3		1-3			SH3-6-4 1-2			G3	2 1	0 0	0 0	0 0	0 0	0 0	2 0
Inning Stats	R: 4 E: 0 K: 1 S: 10 H: 5 LOB: 2 BB: 1 P: 14	R: 0 E: 0 K: 0 S: 4 H: 1 LOB: 2 BB: 1 P: 8	R: 1 E: 0 K: 0 S: 4 H: 1 LOB: 0 BB: 0 P: 4	R: 0 E: 0 K: 2 S: 7 H: 0 LOB: 0 BB: 0 P: 7	R: 0 E: 0 K: 1 S: 5 H: 0 LOB: 0 BB: 0 P: 5	R: 0 E: 0 K: 0 S: 3 H: 0 LOB: 1 BB: 1 P: 7	R: 0 E: 0 K: 0 S: 3 H: 1 LOB: 0 BB: 0 P: 3	R: 0 E: 0 K: 0 S: 3 H: 0 LOB: 0 BB: 0 P: 3	R: 1 E: 0 K: 0 S: 4 H: 1 LOB: 0 BB: 0 P: 4	1B: 4 2B: 2 3B: 0 HR: 3 SF: 0 SAC: 1 DP: 1 HBP: 0						

TOP

New York Mets @ Montreal Expos

Olympic Stadium, Montreal, QB

Sun Sep 15 1985, 3:33 AM EDT

Att. 26,588 - Unknown

livebaseballscorecards.com

AB	34
R	6
H	9
RBI	6
BB	3
SO	4
LOB	9

WP: 0 PB: 0 SB: 1 CS: 0 PA: 38

PITCHER		IP	WLS	BF	H	R	ER	SO	BB	IBB	HBP	BLK	WP	HR	S	P	ERA	WHIP
John Dopson, R ERA: 6.94	(1, 1)	0.2	L	8	5	4	4	1	1	0	0	0	0	1	9	13	54.00	9.000
Jack O'Connor, L ERA: 4.96	(1, 1)	1.1		6	1	0	0	0	0	1	0	0	0	0	5	9	0.00	0.750
Randy St. Claire, R ERA: 3.19	(3, 1)	3.0		10	1	1	1	3	0	0	0	0	0	1	16	16	3.00	0.333
Bert Roberge, R ERA: 2.16	(6, 1)	3.0		10	1	0	0	0	1	0	0	0	0	0	9	13	0.00	0.667
Gary Lucas, L ERA: 3.32	(9, 1)	1.0		4	1	1	1	0	0	0	0	0	0	1	4	4	9.00	1.000

PITCHER		IP	WLS	BF	H	R	ER	SO	BB	IBB	HBP	BLK	WP	HR	S	P	ERA	WHIP

Batter	1	2	3	4	5	6	7	8	9	AB	R	H	RBI	BB	SO	LOB
Tim Raines, S (1, 7) OBP: 0.391, SLG: 0.453	BBBB 4-0 4-3 S BB	x 0-0 F6 ③			x 0-0 F7 ②		x 0-0 F8 ③			3	0	0	0	1	0	2
Vance Law, R (1, 4) OBP: 0.362, SLG: 0.400	x 0-0 4-3 ① 1-3		x 0-0 F8 ①		BBBB 4-0 BB			x 0-0 1B 1B		2	0	0	0	1	0	1
Bert Roberge, R (6, 1)										0	0	0	0	0	0	0
Fred Manrique, R (8, PH) OBP: 0.500, SLG: 0.500										1	0	1	0	0	0	0
(9, 4)																
Andre Dawson, R (1, 9) OBP: 0.292, SLG: 0.407	SSS 0-3 K ②		x 0-0 6-3 ②		x 0-0 F9 ③			x 0-0 1B 1-3 1B		4	0	1	0	0	1	2
Hubie Brooks, R (1, 6) OBP: 0.305, SLG: 0.400	x 0-0 5-3 ③		x 0-0 2B			x 0-0 4-3 ①		x 0-0 F2 ①		4	0	1	0	0	0	3
Terry Francona, L (1, 3) OBP: 0.313, SLG: 0.374		x 0-0 4-3 ①	x 0-0 G3 ③			x 0-0 F8 ②		x 0-0 F8 ②		3	0	0	0	0	0	1
Jim Wohlford, R (8, PH) OBP: 0.293, SLG: 0.284										1	0	0	0	0	0	2
Gary Lucas, L (9, 1)										0	0	0	0	0	0	0
Tim Wallach, R (1, 5) OBP: 0.313, SLG: 0.445		x 0-0 F9 ②		x 0-0 4-3 ①		x 0-0 HR		x 0-0 F5 ③		4	1	1	1	0	0	2
Herm Winningham, L (1, 8) OBP: 0.304, SLG: 0.336		BBBB 4-0 BB 1B BB		x 0-0 5-3 ②		x 0-0 B1 ③			x 0-0 F9 ①	3	1	0	0	1	0	0
Mike O'Berry, R (1, 2) OBP: 0.417, SLG: 0.222		BBBB 4-0 1B 1-2 BB		x 0-0 6-3 ③			x 0-0 F8 ①		x 0-0 F4 ②	1	0	0	0	1	0	0
U L Washington, S (7, PH) OBP: 0.303, SLG: 0.354										1	0	0	0	0	0	0
Sal Butera, R (8, 2) OBP: 0.284, SLG: 0.283										1	0	0	0	0	0	0
John Dopson, L (1, 1)		x 0-0 1-2 2-H 1B			x 0-0 F7 ①		x 0-0 F8 ②		x 0-0 F3 ③	0	0	0	0	0	0	0
Jack O'Connor, L (1, 1)										0	0	0	0	0	0	0
Razor Shines, S (2, PH) OBP: 0.167, SLG: 0.125										1	0	1	1	0	0	0
Randy St. Claire, R (3, 1) OBP: 0.429, SLG: 0.200										0	0	0	0	0	0	0
Al Newman, S (5, PH) OBP: 0.150, SLG: 0.158										2	0	0	0	0	0	0
(6, 4)																
Andres Galarraga, R (9, 3) OBP: 0.200, SLG: 0.111										1	0	0	0	0	0	0
Inning Stats	R: 0 E: 0 K: 1 S: 5 H: 0 LOB: 1 BB: 1 P: 9	R: 1 E: 0 K: 0 S: 4 H: 1 LOB: 2 BB: 2 P: 12	R: 0 E: 0 K: 0 S: 4 H: 1 LOB: 1 BB: 0 P: 4	R: 0 E: 0 K: 0 S: 3 H: 0 LOB: 0 BB: 0 P: 3	R: 0 E: 0 K: 0 S: 3 H: 0 LOB: 1 BB: 1 P: 7	R: 1 E: 0 K: 0 S: 4 H: 1 LOB: 0 BB: 0 P: 4	R: 0 E: 0 K: 0 S: 3 H: 0 LOB: 0 BB: 0 P: 3	R: 0 E: 0 K: 0 S: 5 H: 2 LOB: 2 BB: 0 P: 5	R: 0 E: 0 K: 0 S: 3 H: 0 LOB: 0 BB: 0 P: 3	1B: 3 2B: 1 3B: 0 HR: 1	SF: 0 SAC: 0 DP: 0 HBP: 0						

BOTTOM

New York Mets @ Montreal Expos

Olympic Stadium, Montreal, QB

Sun Sep 15 1985, 3:33 AM EDT
Att. 26,588 - Unknown

livebaseballscorecards.com

AB	32
R	2
H	5
RBI	2
BB	4
SO	1
LOB	13

WP: 0 PB: 0 SB: 1 CS: 0 PA: 36

PITCHER		IP	WLS	BF	H	R	ER	SO	BB	IBB	HBP	BLK	WP	HR	S	P	ERA	WHIP
Ron Darling, R ERA: 2.74	(1, 1)	7.1	W	31	5	2	2	1	4	0	0	0	0	1	29	45	2.46	1.227
Jesse Orosco, L ERA: 2.92	(8, 1)	1.2	S	5	0	0	0	0	0	0	0	0	0	0	5	5	0.00	0.000

PITCHER	IP	WLS	BF	H	R	ER	SO	BB	IBB	HBP	BLK	WP	HR	S	P	ERA	WHIP

Batter	1	2	3	4	5	6	7	8	9	AB	R	H	RBI	BB	SO	LOB
Bob Dernier, R (1, 8) OBP: 0.312, SLG: 0.321	6-3 1B	F8			F7		F8		4-3	5	1	1	0	0	0	1
Gary Matthews, R (1, 7) OBP: 0.356, SLG: 0.376	6-3 1-2		5-3		23 E BB		F7		6-3	4	1	0	0	1	0	1
23 Ryne Sandberg, R (1, 4) OBP: 0.365, SLG: 0.507	6-3		K		E9 1B 1-H 2B		S 2B BB		S BB	3	2	1	1	2	1	1
Keith Moreland, R (1, 9) OBP: 0.363, SLG: 0.423	2-H 1B		F7		3-H 1B		1-H 2B		5-3 1-2	5	0	3	3	0	0	1
Leon Durham, L (1, 3) OBP: 0.359, SLG: 0.463	F8			5-3 1B	F8		IBB			3	0	1	0	1	0	2
Ron Cey, R (1, 5) OBP: 0.320, SLG: 0.410		2B SF9 1B		5-3 1-2	K		K			4	1	1	0	0	2	4
Jody Davis, R (1, 2) OBP: 0.288, SLG: 0.377		1-3 2B		1-3		5-3		K		4	0	1	0	0	1	1
Shawon Dunston, R (1, 6) OBP: 0.290, SLG: 0.337		SF9 3-H		FC6-4 IBB		K		G3		1	0	0	1	1	1	0
Thad Bosley, L (8, PH) OBP: 0.395, SLG: 0.539										1	0	0	0	0	0	0
Dave Owen, S (8, 6) OBP: 0.375, SLG: 0.375										0	0	0	0	0	0	0
Johnny Abrego, R (1, 1)		F9		FC6-4 1-2f		5-3		4-3		2	0	0	0	0	0	3
Derek Botelho, R (5, 1) OBP: 0.200, SLG: 0.143										0	0	0	0	0	0	0
Billy Hatcher, R (6, PH) OBP: 0.295, SLG: 0.353										1	0	0	0	0	0	0
George Frazier, R (6, 1)										0	0	0	0	0	0	0
Ron Meridith, L (7, 1)										0	0	0	0	0	0	0
Richie Hebner, L (8, PH) OBP: 0.265, SLG: 0.282										1	0	0	0	0	0	0
Lary Sorensen, R (8, 1)										0	0	0	0	0	0	0
Inning Stats	R: 1 E: 0 K: 0 S: 5 H: 2 LOB: 1 BB: 0 P: 5	R: 1 E: 0 K: 0 S: 5 H: 2 LOB: 1 BB: 0 P: 5	R: 0 E: 0 K: 1 S: 5 H: 0 LOB: 0 BB: 0 P: 5	R: 0 E: 0 K: 0 S: 4 H: 1 LOB: 2 BB: 1 P: 8	R: 2 E: 1 K: 1 S: 7 H: 2 LOB: 1 BB: 1 P: 11	R: 0 E: 0 K: 1 S: 5 H: 0 LOB: 0 BB: 0 P: 5	R: 1 E: 0 K: 1 S: 6 H: 1 LOB: 2 BB: 2 P: 14	R: 0 E: 0 K: 1 S: 5 H: 0 LOB: 0 BB: 0 P: 5	R: 0 E: 0 K: 0 S: 3 H: 0 LOB: 1 BB: 1 P: 7	1B: 5 2B: 3 3B: 0 HR: 0 SF: 1 SAC: 0 DP: 0 HBP: 0	WP: 0 PB: 0 SB: 2 CS: 0 PA: 40					

PITCHER		IP	WLS	BF	H	R	ER	SO	BB	IBB	HBP	BLK	WP	HR	S	P	ERA	WHIP
Bill Gullickson, R ERA: 3.49	(1, 1)	6.2		31	8	5	5	3	2	1	0	0	0	0	34	46	6.75	1.500
Tim Burke, R ERA: 2.0	(7, 1)	2.1	W	9	0	0	0	2	1	1	0	0	0	0	11	19	0.00	0.429

PITCHER		IP	WLS	BF	H	R	ER	SO	BB	IBB	HBP	BLK	WP	HR	S	P	ERA	WHIP

TOP

Chicago Cubs @ Montreal Expos

Olympic Stadium, Montreal, QB

Mon Sep 16 1985, 7:05 PM EDT

Att. 10,399 - Unknown

livebaseballscorecards.com

AB	34
R	5
H	8
RBI	5
BB	5
SO	5
LOB	14

Batter	1	2	3	4	5	6	7	8	9	AB	R	H	RBI	BB	SO	LOB
Tim Raines, S (1, 7) OBP: 0.395, SLG: 0.456	0-0 SH1-3 2B		BBBB 4-0 S BB	SSS 0-3 ③ K		I I I 4-0 IBB	0-0 1-2 2-H 3-H 1B			3	0	2	2	2	1	1
Vance Law, R (1, 4) OBP: 0.361, SLG: 0.405	0-0 ① SH1-3 2-3		0-0 ③ 1-3 1-2		0-0 HR	SSS 0-3 ② K	0-0 ③ F9			4	1	1	1	0	1	6
Terry Francona, L (1, 3) OBP: 0.315, SLG: 0.372	BBBB 4-0 G6-4-3 BB			0-0 2B 4-3 1B	0-0 ① F8	0-0 ③ F8		0-0 ① F8		4	1	1	0	1	0	3
Hubie Brooks, R (1, 6) OBP: 0.308, SLG: 0.403	0-0 ②③ G6-4-3 1-2f			0-0 4-3 1-3 HR 2B	BBBB 4-0 BB		0-0 WP SH1-3 SF8 1B	0-0 ② 6-3		4	2	2	0	1	0	2
Doug Frobel, L (1, 9) OBP: 0.309, SLG: 0.248		SSS 0-3 ① K		0-0 ① 4-3 2-3 3-H	0-0 ② F9		0-0 ① SH1-3 1-2	SSS 0-3 ③ K		4	0	0	1	0	2	2
Tim Wallach, R (1, 5) OBP: 0.314, SLG: 0.450		0-0 ② 6-3		0-0 3-H HR	0-0 ③ F8		BBBB 4-0 BB WP 1B BB			3	2	1	2	1	0	1
Herm Winningham, L (1, 8) OBP: 0.306, SLG: 0.333		0-0 ③ F8		0-0 ② G3		BBBB 4-0 SH1-4 S BB	BBBB 4-0 BB 1B 1-2 2-3 BB			2	1	0	0	2	0	0
Sal Butera, R (1, 2) OBP: 0.295, SLG: 0.287 Scot Thompson, L (7, PH) OBP: 0.257, SLG: 0.277 Mike O'Berry, R (8, 2) OBP: 0.417, SLG: 0.222			0-0 ① F7	0-0 E7 E 1B		BBBB 4-0 SH1-4 1-2 BB	0-0 ② SF8 3-H			2 0 0	1 0 0	1 0 0	0 1 0	1 0 0	0 0 0	0 0 0
Bill Gullickson, R (1, 1) OBP: 0.190, SLG: 0.259 Tim Burke, R (7, 1) OBP: 0.222, SLG: 0.125			SSS 0-3 ② K	0-0 E6 2-H		0-0 ① SH1-4 1-2 2-3	BBBB 4-0 1B 1-2 2-3 BB			2 0	0 0	0 0	0 0	0 1	1 0	0 0
Inning Stats	R: 0 E: 0 K: 0 S: 3 H: 1 LOB: 1 BB: 1 P: 7	R: 0 E: 0 K: 1 S: 5 H: 0 LOB: 0 BB: 0 P: 5	R: 0 E: 0 K: 1 S: 5 H: 0 LOB: 1 BB: 1 P: 9	R: 4 E: 2 K: 1 S: 10 H: 4 LOB: 1 BB: 0 P: 10	R: 1 E: 0 K: 0 S: 4 H: 1 LOB: 1 BB: 1 P: 8	R: 0 E: 0 K: 1 S: 5 H: 0 LOB: 3 BB: 3 P: 17	R: 3 E: 0 K: 0 S: 5 H: 2 LOB: 2 BB: 3 P: 17	R: 0 E: 0 K: 1 S: 5 H: 0 LOB: 0 BB: 0 P: 5		1B: 4 2B: 2 3B: 0 HR: 2	SF: 1 SAC: 3 DP: 1 HBP: 0			WP: 1 PB: 0 SB: 2 CS: 0	PA: 41		

PITCHER	IP	WLS	BF	H	R	ER	SO	BB	IBB	HBP	BLK	WP	HR	S	P	ERA	WHIP
Johnny Abrego, R (1, 1) ERA: 5.91	4.0		19	5	4	3	3	2	0	0	0	0	1	23	31	6.75	1.750
Derek Botelho, R (5, 1) ERA: 5.85	1.0		5	1	1	1	0	1	0	0	0	0	1	4	8	9.00	2.000
George Frazier, R (6, 1) ERA: 6.03	1.2	L	12	1	3	3	1	5	1	0	0	1	0	8	32	16.20	3.600
Ron Meridith, L (7, 1) ERA: 4.43	0.1		2	1	0	0	0	0	0	0	0	0	0	2	2	0.00	3.000
Lary Sorensen, R (8, 1) ERA: 4.66	1.0		3	0	0	0	1	0	0	0	0	0	0	5	5	0.00	0.000

PITCHER	IP	WLS	BF	H	R	ER	SO	BB	IBB	HBP	BLK	WP	HR	S	P	ERA	WHIP

BOTTOM

Chicago Cubs @ Montreal Expos

Olympic Stadium, Montreal, QB

Mon Sep 16 1985, 7:05 PM EDT

Att. 10,399 - Unknown

livebaseballscorecards.com

AB	28
R	8
H	8
RBI	7
BB	9
SO	5
LOB	15

Batter	1	2	3	4	5	6	7	8	9	AB	R	H	RBI	BB	SO	LOB
Bob Dernier, R (1, 8) OBP: 0.315, SLG: 0.322	K		1B		1B		F6		BB	4	0	2	0	1	1	0
Gary Matthews, R (1, 7) OBP: 0.352, SLG: 0.371	F9		F2		K		F2		F2	4	0	0	0	0	1	3
Billy Hatcher, R (7, 7) OBP: 0.295, SLG: 0.353										0	0	0	0	0	0	0
Thad Bosley, L (9, PH) (9, 7) OBP: 0.393, SLG: 0.535										1	0	0	0	0	0	3
23 Ryne Sandberg, R (1, 4) OBP: 0.364, SLG: 0.505	F7			S BB		F3		F8		3	0	0	0	1	0	0
Keith Moreland, R (1, 9) OBP: 0.364, SLG: 0.422		F9		3 BB		BB HR 1B		F7		3	1	1	0	1	0	0
Leon Durham, L (1, 3) OBP: 0.358, SLG: 0.460		F8		3		HR BB		K		3	1	0	0	1	1	2
Ron Cey, R (1, 5) OBP: 0.322, SLG: 0.408		FC6-4 HBP		F8		F7			CS BB	2	0	0	0	1	0	3
Dave Owen, S (9, PR) (9, 5) OBP: 0.375, SLG: 0.375										0	0	0	0	0	0	0
Jody Davis, R (1, 2) OBP: 0.290, SLG: 0.384		FC6-4			K	HR			4-3 1B BB	3	1	1	3	1	1	1
Shawon Dunston, R (1, 6) OBP: 0.294, SLG: 0.352			K		6-3	3B			4-3 1B	4	0	2	0	0	1	0
Dennis Eckersley, R (1, 1) OBP: 0.218, SLG: 0.167			F8		BB		K		4-3	2	0	0	0	1	1	0
Lee Smith, R (8, 1)										1	0	0	0	0	0	2
Inning Stats	R: 0 E: 0 K: 1 S: 5 H: 0 LOB: 0 BB: 0 P: 5	R: 0 E: 0 K: 0 S: 3 H: 0 LOB: 1 BB: 0 P: 4	R: 0 E: 0 K: 1 S: 6 H: 1 LOB: 1 BB: 0 P: 6	R: 0 E: 0 K: 0 S: 2 H: 0 LOB: 1 BB: 2 P: 10	R: 0 E: 0 K: 2 S: 8 H: 1 LOB: 2 BB: 1 P: 12	R: 3 E: 0 K: 0 S: 5 H: 3 LOB: 1 BB: 1 P: 9	R: 0 E: 0 K: 1 S: 5 H: 0 LOB: 0 BB: 0 P: 5	R: 0 E: 0 K: 1 S: 5 H: 0 LOB: 0 BB: 0 P: 5	R: 0 E: 0 K: 0 S: 3 H: 1 LOB: 3 BB: 3 P: 15	1B: 4 2B: 1 3B: 1 HR: 1	SF: 0 SAC: 0 DP: 1 HBP: 1						

TOP

Chicago Cubs @ Montreal Expos

Olympic Stadium, Montreal, QB

Tue Sep 17 1985, 7:05 PM EDT

Att. 12,095 - Unknown

livebaseballscorecards.com

AB	30
R	3
H	6
RBI	3
BB	7
SO	6
LOB	14

PITCHER		IP	WLS	BF	H	R	ER	SO	BB	IBB	HBP	BLK	WP	HR	S	P	ERA	WHIP
Floyd Youmans, R ERA: 2.59	(1, 1)	6.0	L	26	5	3	3	4	4	0	1	0	0	1	29	46	4.50	1.500
Bert Roberge, R ERA: 2.09	(7, 1)	2.0		6	0	0	0	2	0	0	0	0	0	0	10	10	0.00	0.000
Randy St. Claire, R ERA: 3.14	(9, 1)	1.0		6	1	0	0	0	3	0	0	0	0	0	3	15	0.00	4.000

PITCHER	IP	WLS	BF	H	R	ER	SO	BB	IBB	HBP	BLK	WP	HR	S	P	ERA	WHIP

Batter	1	2	3	4	5	6	7	8	9	AB	R	H	RBI	BB	SO	LOB
Tim Raines, S (1, 7) OBP: 0.394, SLG: 0.454	G3		K			FC6-4 1B 1-2			F8	4	0	1	0	0	1	1
Vance Law, R (1, 4) OBP: 0.360, SLG: 0.404	F8			3-1		FC6-4 1-2f 2-3			1B	4	0	1	0	0	0	2
Terry Francona, L (1, 3) OBP: 0.310, SLG: 0.366	1-3			L1		F8			F8	4	0	0	0	0	0	3
Hubie Brooks, R (1, 6) OBP: 0.308, SLG: 0.402		F6		F8			G4-6-3 1B		F8	4	0	1	0	0	0	1
Doug Frobel, L (1, 9) OBP: 0.302, SLG: 0.242		K			3-1		G4-6-3 1-2f			3	0	0	0	0	1	1
Tim Wallach, R (1, 5) OBP: 0.312, SLG: 0.448		K			G3		F7			3	0	0	0	0	1	0
Herm Winningham, L (1, 8) OBP: 0.303, SLG: 0.330			K		G3			K		3	0	0	0	0	2	0
Sal Butera, R (1, 2) OBP: 0.290, SLG: 0.281			6-3			L6		K		2	0	0	0	0	0	0
U L Washington, S (8, PH) OBP: 0.301, SLG: 0.352										1	0	0	0	0	1	0
Mike O'Berry, R (9, 2) OBP: 0.417, SLG: 0.222										0	0	0	0	0	0	0
Floyd Youmans, R (1, 1) OBP: 0.176, SLG: 0.067			BB			FC6-4 1B		1-3		0	0	0	0	1	0	0
Razor Shines, S (6, PH) OBP: 0.186, SLG: 0.146										1	0	1	0	0	0	0
Bert Roberge, R (7, 1)										0	0	0	0	0	0	0
Scot Thompson, L (8, PH) OBP: 0.255, SLG: 0.275										1	0	0	0	0	0	0
Randy St. Claire, R (9, 1) OBP: 0.429, SLG: 0.200										0	0	0	0	0	0	0
Inning Stats	R: 0 E: 0 K: 0 S: 3 H: 0 LOB: 0 BB: 0 P: 3	R: 0 E: 0 K: 2 S: 7 H: 0 LOB: 0 BB: 0 P: 7	R: 0 E: 0 K: 2 S: 7 H: 0 LOB: 1 BB: 1 P: 11	R: 0 E: 0 K: 0 S: 3 H: 0 LOB: 0 BB: 0 P: 3	R: 0 E: 0 K: 0 S: 3 H: 0 LOB: 0 BB: 0 P: 3	R: 0 E: 0 K: 0 S: 5 H: 2 LOB: 2 BB: 0 P: 5	R: 0 E: 0 K: 0 S: 3 H: 1 LOB: 0 BB: 0 P: 3	R: 0 E: 0 K: 2 S: 7 H: 0 LOB: 0 BB: 0 P: 7	R: 0 E: 0 K: 0 S: 4 H: 1 LOB: 1 BB: 0 P: 4	1B: 4 2B: 0 3B: 0 HR: 0 SF: 0 SAC: 0 DP: 1 HBP: 0	WP: 0 PB: 0 SB: 0 CS: 0 PA: 31					

PITCHER		IP	WLS	BF	H	R	ER	SO	BB	IBB	HBP	BLK	WP	HR	S	P	ERA	WHIP
Dennis Eckersley, R ERA: 2.78	(1, 1)	7.0	W	24	3	0	0	4	1	0	0	0	0	0	31	35	0.00	0.571
Lee Smith, R ERA: 3.21	(8, 1)	2.0	S	7	1	0	0	2	0	0	0	0	0	0	11	11	0.00	0.500

PITCHER		IP	WLS	BF	H	R	ER	SO	BB	IBB	HBP	BLK	WP	HR	S	P	ERA	WHIP

BOTTOM

Chicago Cubs @ Montreal Expos

Olympic Stadium, Montreal, QB

Tue Sep 17 1985, 7:05 PM EDT

Att. 12,095 - Unknown

livebaseballscorecards.com

AB	30
R	0
H	4
RBI	0
BB	1
SO	6
LOB	8

Batter	1	2	3	4	5	6	7	8	9	10	11	AB	R	H	RBI	BB	SO	LOB
Joe Orsulak, L (1, 8) OBP: 0.325, SLG: 0.345	K		WP 1-3 1B		3-1		1-H 1B 2B	2-3 F9			SH5-4 2B 1B	4	1	2	1	0	1	0
Sixto Lezcano, R (8, PH) OBP: 0.396, SLG: 0.310												1	0	0	0	0	0	2
Marvell Wynne, L (8, 8) OBP: 0.254, SLG: 0.265												1	1	1	0	0	0	0
R.J. Reynolds, S (1, 7) OBP: 0.319, SLG: 0.383	K		1-3 1-2		F8		4-3 S 2-H 1B	FC6-4 1-3 3-H 1B			SH5-4 1-2	5	0	2	2	0	1	1
Johnny Ray, S (1, 4) OBP: 0.311, SLG: 0.356	S 1B		F6 2-3		L5		4-3 1-3	FC6-4 1-2f			2B FC6-2 IBB	5	0	1	0	1	0	4
Sid Bream, L (1, 3) OBP: 0.287, SLG: 0.378	F6 1-2			1B 2B		HR	BB		G3-4-1		FC6-2 1-3 2-H HR 2B	5	2	3	2	1	0	1
Mike Brown, R (1, 9) OBP: 0.334, SLG: 0.459		B1-3		5-3 2-3 1B		F7	F3		F3		FC6-2 2-3 3-H HR	6	1	1	0	0	0	4
Tony Peña, R (1, 2) OBP: 0.282, SLG: 0.365		HR		K		6-3		6-3	F6		1-H 3-H HR	6	2	2	4	0	1	2
Denny Gonzalez, R (1, 5) OBP: 0.298, SLG: 0.372		CS 1B		5-3 1-2		6-3		1B 1B		F3	5-3	6	1	2	0	0	0	2
Sam Khalifa, R (1, 6) OBP: 0.287, SLG: 0.319		L3 1-2		IBB			K	F9 1B 1-3 1B		K		4	1	1	0	1	2	1
Bob Walk, R (1, 1) Steve Kemp, L (7, PH) OBP: 0.320, SLG: 0.353 Cecilio Guante, R (7, 1) OBP: 0.087, SLG: 0.087 Lee Mazzilli, S (8, PH) OBP: 0.426, SLG: 0.382 Pat Clements, R (8, 1) Don Robinson, R (8, 1) OBP: 0.273, SLG: 0.476			F7	F7			PB 2B 1B	1B 1-2 3-H 1B		K	K	2	0	0	0	0	0	3
												1	1	1	0	0	0	0
												0	0	0	0	0	0	0
												1	0	1	1	0	0	0
												0	0	0	0	0	0	0
												1	0	0	0	0	1	0
Inning Stats	R: 0 E: 0 K: 2 S: 8 H: 1 LOB: 1 BB: 0 P: 8	R: 1 E: 0 K: 0 S: 4 H: 2 LOB: 0 BB: 0 P: 4	R: 0 E: 0 K: 0 S: 4 H: 1 LOB: 1 BB: 0 P: 4	R: 0 E: 0 K: 1 S: 7 H: 2 LOB: 3 BB: 1 P: 11	R: 0 E: 0 K: 0 S: 3 H: 0 LOB: 0 BB: 0 P: 3	R: 1 E: 0 K: 0 S: 4 H: 1 LOB: 0 BB: 0 P: 4	R: 2 E: 0 K: 1 S: 8 H: 3 LOB: 2 BB: 1 P: 12	R: 2 E: 0 K: 0 S: 7 H: 4 LOB: 2 BB: 0 P: 7	R: 0 E: 0 K: 0 S: 3 H: 0 LOB: 0 BB: 0 P: 3	R: 0 E: 0 K: 2 S: 7 H: 0 LOB: 0 BB: 0 P: 7	R: 4 E: 0 K: 0 S: 6 H: 3 LOB: 0 BB: 1 P: 10	1B: 11 2B: 3 3B: 0 HR: 3	SF: 0 SAC: 1 DP: 0 HBP: 0					

PITCHER		IP	WLS	BF	H	R	ER	SO	BB	IBB	HBP	BLK	WP	HR	S	P	ERA	WHIP
Bill Laskey, R ERA: 4.34	(1, 1)	6.0		25	7	2	2	3	0	1	0	0	1	2	30	34	3.00	1.167
Tim Burke, R ERA: 2.17	(7, 1)	0.1		3	2	2	2	1	0	0	0	0	0	0	5	5	54.00	6.000
Jeff Reardon, R ERA: 3.12	(7, 1)	1.0		8	4	2	2	0	1	0	0	0	0	0	7	11	18.00	5.000
Gary Lucas, L ERA: 3.28	(8, 1)	0.2		3	1	0	0	0	0	0	0	0	0	0	3	3	0.00	1.500
Bert Roberge, R ERA: 2.56	(9, 1)	3.0	L	13	3	4	4	2	0	1	0	0	0	1	16	20	12.00	1.000

PITCHER	IP	WLS	BF	H	R	ER	SO	BB	IBB	HBP	BLK	WP	HR	S	P	ERA	WHIP

TOP

Pittsburgh Pirates @ Montreal Expos

Olympic Stadium, Montreal, QB

Wed Sep 18 1985, 7:05 PM EDT

Att. 8,448 - Unknown

livebaseballscorecards.com

AB	48
R	10
H	17
RBI	10
BB	3
SO	6
LOB	20

WP: 1	PA: 52
PB: 1	
SB: 2	
CS: 1	

Batter	1	2	3	4	5	6	7	8	9	10	11	AB	R	H	RBI	BB	SO	LOB
Tim Raines, S (1, 7) OBP: 0.395, SLG: 0.453	CS 1B		BB BB		E 2B IBB		3-1		4-3		1-3	4	1	1	0	2	0	2
Vance Law, R (1, 4) (9, 3) OBP: 0.360, SLG: 0.401	FC3-6 1-2 BB		G4-6-3 1-2 BB		K		K		K			3	0	0	0	2	3	2
Terry Francona, L (1, 3) OBP: 0.309, SLG: 0.364 Al Newman, S (8, PR) (9, 4) OBP: 0.143, SLG: 0.150	FC3-6 2B 1-2f		F8		E4 2B 1-2 2-3			2B 1B		F9		4	2	1	0	0	0	5
												1	1	0	0	0	0	0
Hubie Brooks, R (1, 6) OBP: 0.310, SLG: 0.409	1B 2B 2-H		G4-6-3 1-2f		2B 1-H 2-H 3-H			FC3-6 2B 1-H		F8		5	1	3	5	0	0	2
Doug Frobel, L (1, 9) OBP: 0.303, SLG: 0.244 Jim Wohlford, R (8, PH) (9, 9) OBP: 0.288, SLG: 0.279	1B 2-H			F9	K			B3		6-3		3	0	1	1	0	1	1
												2	0	0	0	0	0	2
Tim Wallach, R (1, 5) OBP: 0.311, SLG: 0.444	K			F8		4-3		FC3-6 IBB			E5 FC6-4	4	0	0	0	1	1	1
Herm Winningham, L (1, 8) OBP: 0.301, SLG: 0.327 Jeff Reardon, R (7, 1) OBP: 0.286, SLG: 0.286 Gary Lucas, L (8, 1) Scot Thompson, L (8, PH) OBP: 0.254, SLG: 0.273 Sal Butera, R (9, 2) OBP: 0.287, SLG: 0.278		G3		K		4-3		FC3-6 1-2f 2-3			FC6-4 1B 1-2f	3	0	0	0	0	1	0
												0	0	0	0	0	0	0
												0	0	0	0	0	0	0
												1	0	0	0	0	0	2
												1	0	0	0	0	0	1
Mike O'Berry, R (1, 2) OBP: 0.400, SLG: 0.250 Razor Shines, S (8, PH) OBP: 0.182, SLG: 0.143 Bert Roberge, R (9, 1) Andres Galarraga, R (11, PH) OBP: 0.226, SLG: 0.143		1-4-3			E SH3-4 2B 1B	6-3		L6			1-2 1B	3	1	1	0	0	0	0
												1	0	0	0	0	0	2
												0	0	0	0	0	0	0
												1	0	1	0	0	0	0
Bill Laskey, R (1, 1) OBP: 0.205, SLG: 0.114 Tim Burke, R (7, 1) OBP: 0.222, SLG: 0.125 Andre Dawson, R (7, 8) OBP: 0.290, SLG: 0.404		K			SH3-4 1-2		K		F6		F9	1	0	0	0	0	1	0
												0	0	0	0	0	0	0
												3	0	0	0	0	1	2
Inning Stats	R: 2 H: 3 E: 1 LOB: 1 K: 1 BB: 1 S: 7 P: 11	R: 0 H: 0 E: 0 LOB: 0 K: 1 BB: 0 S: 5 P: 5	R: 0 H: 0 E: 0 LOB: 1 K: 0 BB: 2 S: 2 P: 10	R: 0 H: 0 E: 0 LOB: 0 K: 1 BB: 0 S: 5 P: 5	R: 3 H: 2 E: 1 LOB: 1 K: 2 BB: 1 S: 10 P: 14	R: 0 H: 0 E: 0 LOB: 0 K: 0 BB: 0 S: 3 P: 3	R: 0 H: 0 E: 0 LOB: 0 K: 2 BB: 0 S: 7 P: 7	R: 1 H: 2 E: 0 LOB: 2 K: 0 BB: 1 S: 5 P: 9	R: 0 H: 0 E: 0 LOB: 0 K: 1 BB: 0 S: 5 P: 5	R: 0 H: 0 E: 0 LOB: 0 K: 0 BB: 0 S: 3 P: 3	R: 0 H: 1 E: 1 LOB: 2 K: 0 BB: 0 S: 5 P: 5	1B: 5 SF: 0 2B: 3 SAC: 1 3B: 0 DP: 1 HR: 0 HBP: 0						

PITCHER	IP	WLS	BF	H	R	ER	SO	BB	IBB	HBP	BLK	WP	HR	S	P	ERA	WHIP
Bob Walk, R (1, 1) ERA: 3.77	6.0		26	5	5	2	5	3	1	0	0	0	0	32	48	3.00	1.333
Cecilio Guante, R (7, 1) ERA: 2.51	1.0		3	0	0	0	2	0	0	0	0	0	0	7	7	0.00	0.000
Pat Clements, L (8, 1) ERA: 3.36	0.0		2	2	1	1	0	0	0	0	0	0	0	2	2	∞	∞
Don Robinson, R (8, 1) ERA: 3.88	4.0	W	15	1	0	0	1	0	1	0	0	0	0	16	20	0.00	0.250

PITCHER	IP	WLS	BF	H	R	ER	SO	BB	IBB	HBP	BLK	WP	HR	S	P	ERA	WHIP

BOTTOM

Pittsburgh Pirates @ Montreal Expos

Olympic Stadium, Montreal, QB

Wed Sep 18 1985, 7:05 PM EDT
Att. 8,448 - Unknown

livebaseballscorecards.com

AB	40
R	6
H	8
RBI	6
BB	5
SO	8
LOB	22

WP: 0	PA: 46		
PB: 0			
SB: 0			
CS: 1			

Batter	1	2	3	4	5	6	7	8	9	10	AB	R	H	RBI	BB	SO	LOB
Joe Orsulak, L (1, 8) OBP: 0.329, SLG: 0.346	BBBB 4-0 6-3 S 4-3 BB		x 0-0 1B 2B 1B		x 0-0 CS 1B	x 0-0 ③ L3			x 0-0 ③ 1-3		4	2	2	0	1	0	1
R.J. Reynolds, S (1, 7) OBP: 0.321, SLG: 0.394	x 0-0 ① 6-3 1-3		x 0-0 1-2 2B 1B		x 0-0 ①② 4-3 1-2		SSS 0-3 ① K			x 0-0 HR	5	2	2	1	0	1	2
Johnny Ray, S (1, 4) OBP: 0.313, SLG: 0.362	x 0-0 ② 4-3 3-H		x 0-0 1-H 2-H 1B 2B		x 0-0 2B 1B		x 0-0 ② F8			x 0-0 SH2-3 WP 2B	5	3	3	3	0	0	0
Sid Bream, L (1, 3) OBP: 0.297, SLG: 0.397	SSS 0-3 ③ K		x 0-0 CS 2-H 1B		x 0-0 1-H 1B 2B		x 0-0 ③ F5			x 0-0 ① SH2-3 2-3	4	1	2	2	0	1	0
Mike Brown, R (1, 9) OBP: 0.335, SLG: 0.458		x 0-0 ① 5-3	x 0-0 ③ CS 1-2	x 0-0 6-3 1B	x 0-0 2-H 1B			x 0-0 ① 6-3		x 0-0 ② 4-3 3-H	5	0	2	1	0	0	0
Tony Peña, R (1, 2) OBP: 0.282, SLG: 0.363		x 0-0 ② F8		x 0-0 ① 6-3 1-2	x 0-0 ③ F2			x 0-0 S G6-3-2 1B		x 0-0 ③ F8	5	0	1	0	0	0	2
Denny Gonzalez, R (1, 5) OBP: 0.289, SLG: 0.359		x 0-0 ③ 6-3	SSS 0-3 ② K			x 0-0 ① 1-3		x 0-0 ②③ G6-3-2 1-Hf			4	0	0	0	0	1	2
Sam Khalifa, R (1, 6) OBP: 0.290, SLG: 0.317			x 0-0 ① F9	4-0 IBB		BBBB 4-0 BB			SSS 0-3 ① K		2	0	0	0	2	1	0
Lee Tunnell, R (1, 1) OBP: 0.114, SLG: 0.143			x 0-0 ② 4-3	x 0-0 ③ F2		SSS 0-3 ② K			x 0-0 ② F9		2	0	0	0	0	0	2
Steve Kemp, L (6, PH) OBP: 0.319, SLG: 0.351											1	0	0	0	0	1	1
Cecilio Guante, R (6, 1) OBP: 0.067, SLG: 0.067											0	0	0	0	0	0	0
Lee Mazzilli, S (9, PH) OBP: 0.424, SLG: 0.378											1	0	0	0	0	0	0
Jim Winn, R (9, 1) OBP: 0.188, SLG: 0.200											0	0	0	0	0	0	0
Inning Stats	R: 1 E: 0 K: 1 S: 5 H: 0 LOB: 0 BB: 1 P: 9	R: 0 E: 0 K: 0 S: 3 H: 0 LOB: 0 BB: 0 P: 3	R: 3 E: 0 K: 0 S: 6 H: 4 LOB: 0 BB: 0 P: 6	R: 0 E: 0 K: 1 S: 6 H: 1 LOB: 2 BB: 1 P: 10	R: 2 E: 0 K: 0 S: 6 H: 4 LOB: 1 BB: 0 P: 6	R: 0 E: 0 K: 1 S: 5 H: 0 LOB: 1 BB: 1 P: 9	R: 0 E: 0 K: 1 S: 5 H: 0 LOB: 0 BB: 0 P: 5	R: 0 E: 0 K: 0 S: 3 H: 1 LOB: 0 BB: 0 P: 3	R: 0 E: 0 K: 1 S: 5 H: 0 LOB: 0 BB: 0 P: 5	R: 2 E: 0 K: 0 S: 5 H: 2 LOB: 0 BB: 0 P: 5	1B: 8 2B: 4 3B: 0 HR: 1	SF: 0 SAC: 1 DP: 1 HBP: 0					

PITCHER		IP	WLS	BF	H	R	ER	SO	BB	IBB	HBP	BLK	WP	HR	S	P	ERA	WHIP
Bryn Smith, R ERA: 3.01	(1, 1)	4.2		23	9	6	6	2	1	1	0	0	0	0	25	33	11.57	2.143
Randy St. Claire, R ERA: 3.08	(5, 1)	1.1		5	0	0	0	1	1	0	0	0	0	0	6	10	0.00	0.750
Jack O'Connor, L ERA: 4.67	(7, 1)	1.0		3	0	0	0	1	0	0	0	0	0	0	5	5	0.00	0.000
Tim Burke, R ERA: 2.3	(8, 1)	2.0	L	8	3	2	2	1	0	0	0	0	0	1	10	10	9.00	1.500
Gary Lucas, L ERA: 3.23	(10, 1)	1.0		3	0	0	0	0	0	0	0	0	1	0	3	3	0.00	0.000

PITCHER	IP	WLS	BF	H	R	ER	SO	BB	IBB	HBP	BLK	WP	HR	S	P	ERA	WHIP

TOP

Pittsburgh Pirates @ Montreal Expos

Olympic Stadium, Montreal, QB

Thu Sep 19 1985, 7:05 PM EDT

Att. 7,627 - Unknown

livebaseballscorecards.com

AB	38
R	8
H	12
RBI	7
BB	3
SO	5
LOB	10

WP: 1 PA: 43
PB: 0
SB: 3
CS: 2

Batter	1	2	3	4	5	6	7	8	9	10	AB	R	H	RBI	BB	SO	LOB
Tim Raines, S (1, 7) OBP: 0.396, SLG: 0.456	4-3 2B		F8 ③		FC4-6 S 1B BB 1-2		CS 1B		F7 ①		5	1	3	0	0	0	0
Vance Law, R (1, 4) OBP: 0.363, SLG: 0.401	4-3 ① 2-3			FC4-6 1B	FC4-6 BB 1-2 2-3		1B BB 1-2		F7 ②		3	0	1	0	2	0	1
Andre Dawson, R (1, 9) OBP: 0.287, SLG: 0.400	K ② S S S			FC4-6 ① BB E HR 1-2f	FC4-6 ① S 1-2f 2-3 3-H		F9 ②		4-3 ③		5	1	0	1	0	1	5
Tim Wallach, R (1, 5) OBP: 0.310, SLG: 0.442	F8 ③			F7 ②	F5 ② 1-2 3-H		1B 1-2			E5 L3-6 1B	5	0	1	0	0	0	3
Terry Francona, L (1, 3) OBP: 0.308, SLG: 0.360 Tim Burke, R (8, 1) OBP: 0.222, SLG: 0.125 Gary Lucas, L (10, 1) Scot Thompson, L (10, 9) OBP: 0.259, SLG: 0.278		F7 ①		E5 BB HR 1-2	IBB 4-0		F9 ③			1B 1-2	3 0 0 1	1 0 0 0	0 0 0 1	0 0 0 0	1 0 0 0	0 0 0 0	3 0 0 0
Doug Frobel, L (1, 8) OBP: 0.299, SLG: 0.236		6-3 ②		HR 4-0 1-2 2-3 BB	K ③ 0-3			G3 ①		F7 ①	4	1	0	0	1	1	4
Fred Manrique, R (1, 6) OBP: 0.333, SLG: 0.333 Hubie Brooks, R (4, PH) OBP: 0.311, SLG: 0.416 Al Newman, S (5, 6) OBP: 0.174, SLG: 0.182 Mitch Webster, S (10, PH) OBP: 0.311, SLG: 0.469		F6 ③		HR 1-H 2-H 3-H	F8 ① F3 ②			1B		L3-6 ②③ 2-3	1 1 2 1	0 1 0 0	0 1 1 0	0 4 0 0	0 0 0 0	0 0 0 0	0 0 0 2
Mike O'Berry, R (1, 2) OBP: 0.353, SLG: 0.214 Randy St. Claire, R (5, 1) OBP: 0.429, SLG: 0.200 Herm Winningham, L (6, PH) OBP: 0.300, SLG: 0.326 Jack O'Connor, L (7, 1) Andres Galarraga, R (8, 3) OBP: 0.219, SLG: 0.138			5-3 ① S S S	K ③ 0-3			K S S S	K ②			2 0 1 0 1	0 0 0 0 0	0 0 0 0 0	0 0 0 0 0	0 0 0 0 0	1 0 0 0 1	0 0 0 0 1
Bryn Smith, R (1, 1) OBP: 0.239, SLG: 0.265 Sal Butera, R (5, 2) OBP: 0.291, SLG: 0.283 Razor Shines, S (8, PH) OBP: 0.178, SLG: 0.140 Mike Fitzgerald, R (9, 2) OBP: 0.297, SLG: 0.288			L6 ②		FC4-6 1B BB 1B		K S S S	F9 ③			1 2 1 0	0 1 0 0	0 1 0 0	0 0 0 0	0 1 0 0	0 0 1 0	0 0 1 0
Inning Stats	R: 0 E: 0 K: 1 S: 6 H: 1 LOB: 1 BB: 0 P: 6	R: 0 E: 0 K: 0 S: 3 H: 0 LOB: 0 BB: 0 P: 3	R: 0 E: 0 K: 0 S: 3 H: 0 LOB: 0 BB: 0 P: 3	R: 4 E: 1 K: 1 S: 8 H: 2 LOB: 0 BB: 1 P: 12	R: 2 E: 0 K: 1 S: 7 H: 2 LOB: 2 BB: 2 P: 15	R: 0 E: 0 K: 1 S: 5 H: 0 LOB: 0 BB: 0 P: 5	R: 0 E: 0 K: 0 S: 4 H: 2 LOB: 2 BB: 1 P: 8	R: 0 E: 0 K: 1 S: 6 H: 1 LOB: 1 BB: 0 P: 6	R: 0 E: 0 K: 0 S: 3 H: 0 LOB: 0 BB: 0 P: 3	R: 0 E: 1 K: 0 S: 4 H: 1 LOB: 1 BB: 0 P: 4	1B: 7 2B: 2 3B: 0 HR: 1	SF: 0 SAC: 0 DP: 1 HBP: 0						

PITCHER	IP	WLS	BF	H	R	ER	SO	BB	IBB	HBP	BLK	WP	HR	S	P	ERA	WHIP
Lee Tunnell, R (1, 1) ERA: 3.89	5.0		24	5	6	2	3	2	1	0	0	0	1	27	39	3.60	1.400
Cecilio Guante, R (6, 1) ERA: 2.44	3.0		12	3	0	0	2	1	0	0	0	0	0	15	19	0.00	1.333
Jim Winn, R (9, 1) ERA: 4.9	2.0	W	7	1	0	0	0	0	0	0	0	0	0	7	7	0.00	0.500

PITCHER	IP	WLS	BF	H	R	ER	SO	BB	IBB	HBP	BLK	WP	HR	S	P	ERA	WHIP

BOTTOM

Pittsburgh Pirates @ Montreal Expos

Olympic Stadium, Montreal, QB

Thu Sep 19 1985, 7:05 PM EDT
Att. 7,627 - Unknown

livebaseballscorecards.com

AB	39
R	6
H	9
RBI	5
BB	4
SO	5
LOB	20

WP: 0	PB: 0	SB: 2	CS: 1
PA: 43			

Batter	1	2	3	4	5	6	7	8	9	AB	R	H	RBI	BB	SO	LOB
Tim Raines, S (1, 7) OBP: 0.398, SLG: 0.457	SH3 2B		BBBB E BB		BBBB BB		G6-4-3 1-2f		F8	3	0	1	0	2	0	1
Vance Law, R (1, 4) OBP: 0.362, SLG: 0.400 (8, 5)	SH3 2-3		SSS K 1-3		F7		1B			3	0	1	0	0	1	2
Andre Dawson, R (1, 9) OBP: 0.287, SLG: 0.401	SSS K			SSS K		1B 2B	F5			4	1	1	0	0	2	2
Hubie Brooks, R (1, 6) OBP: 0.309, SLG: 0.413	4-3			F6		SSS K		4-3		4	0	0	0	0	1	2
Terry Francona, L (1, 3) OBP: 0.307, SLG: 0.358		L1		1-3		2-H 1B		5-3		4	0	1	1	0	0	0
Tim Wallach, R (1, 5) OBP: 0.308, SLG: 0.438		SSS K			5-3	F7		E6 WP		4	0	0	0	0	1	1
Al Newman, S (8, PR) (8, 4) OBP: 0.174, SLG: 0.182										0	0	0	0	0	0	0
Mitch Webster, S (1, 8) OBP: 0.309, SLG: 0.460		F8			SSS K	IBB		1-2 F9		3	0	0	0	1	1	1
Mike O'Berry, R (1, 2) OBP: 0.368, SLG: 0.250			F8		HR 1B	SSS K			F7	2	1	1	0	0	0	0
Doug Frobel, L (6, PH) OBP: 0.297, SLG: 0.234										1	0	0	0	0	1	2
Sal Butera, R (6, 2) OBP: 0.291, SLG: 0.283										0	0	0	0	0	0	0
Herm Winningham, L (9, PH) OBP: 0.299, SLG: 0.324										1	0	0	0	0	0	0
Dan Schatzeder, L (1, 1) OBP: 0.241, SLG: 0.464			SSS K		1-H HR		G6-4-3 1B		F8	3	1	2	2	0	1	0
Randy St. Claire, R (8, 1) OBP: 0.429, SLG: 0.200										0	0	0	0	0	0	0
Scot Thompson, L (9, PH) OBP: 0.257, SLG: 0.276										1	0	0	0	0	0	0
Inning Stats	R: 0 H: 1 E: 0 LOB: 1 K: 1 BB: 0 S: 6 P: 6	R: 0 H: 0 E: 0 LOB: 0 K: 1 BB: 0 S: 5 P: 5	R: 0 H: 0 E: 1 LOB: 1 K: 2 BB: 1 S: 7 P: 11	R: 0 H: 0 E: 0 LOB: 0 K: 1 BB: 0 S: 5 P: 5	R: 2 H: 2 E: 0 LOB: 1 K: 1 BB: 1 S: 7 P: 11	R: 1 H: 2 E: 0 LOB: 2 K: 2 BB: 1 S: 9 P: 13	R: 0 H: 2 E: 0 LOB: 1 K: 0 BB: 0 S: 4 P: 4	R: 0 H: 0 E: 1 LOB: 2 K: 0 BB: 0 S: 4 P: 4	R: 0 H: 0 E: 0 LOB: 0 K: 0 BB: 0 S: 3 P: 3	1B: 4 SF: 0 2B: 2 SAC: 1 3B: 0 DP: 1 HR: 1 HBP: 0						

PITCHER		IP	WLS	BF	H	R	ER	SO	BB	IBB	HBP	BLK	WP	HR	S	P	ERA	WHIP
Danny Cox, R ERA: 2.92	(1, 1)	7.0		30	7	3	3	8	2	1	0	0	0	1	43	55	3.86	1.286
Todd Worrell, R ERA: 3.0	(8, 1)	2.0	W	7	0	0	0	0	0	0	0	0	1	0	7	7	0.00	0.000

PITCHER	IP	WLS	BF	H	R	ER	SO	BB	IBB	HBP	BLK	WP	HR	S	P	ERA	WHIP

TOP

Montreal Expos @ St. Louis Cardinals

Busch Stadium, St. Louis, MO

Fri Sep 20 1985, 7:05 PM CDT

Att. 33,788 - Unknown

livebaseballscorecards.com

AB	33
R	3
H	7
RBI	3
BB	3
SO	8
LOB	11

WP: 1	PA: 37		
PB: 0			
SB: 0			
CS: 0			

Batter	1	2	3	4	5	6	7	8	9	AB	R	H	RBI	BB	SO	LOB
Vince Coleman, S (1, 7) OBP: 0.325, SLG: 0.345	F3		6-3 2-3		BB		S 1B BB			2	0	0	0	2	0	1
Willie McGee, S (1, 8) OBP: 0.390, SLG: 0.519	4-3			2B 6-3 BB	F9		S 1-2 3-H			3	1	1	1	1	0	1
Tom Herr, S (1, 4) OBP: 0.386, SLG: 0.415	1-3			1-3 1B 2B		FC5-4 BB	F6 1-2 2-3			3	1	1	0	1	0	2
Jack Clark, R (1, 9) OBP: 0.397, SLG: 0.508 Andy Van Slyke, L (9, 9) OBP: 0.332, SLG: 0.444		G5-4-3 BB		6-3 3-H		FC5-4 G5-3 1B 1-2f		F8		3 0	0 0	0 0	1 0	1 0	0 0	2 0
Cesar Cedeno, R (1, 3) OBP: 0.343, SLG: 0.438		G5-4-3 1-2f		1B 2-H 1B		1-2 1B		3B 3B		4	1	3	1	0	0	1
Terry Pendleton, S (1, 5) OBP: 0.276, SLG: 0.294	K			CS 1-2 1B		G5-3 2-3f		SH1-3 3-H 3B		4	1	2	1	0	1	2
Ozzie Smith, S (1, 6) OBP: 0.347, SLG: 0.352			S B5-3 BB	F9			WP SH3-4 1B 1B	SH1-3 3-H		2	1	1	1	1	0	2
Tom Nieto, R (1, 2) OBP: 0.303, SLG: 0.286			B5-3 1-2	CS 1-2	CS 2B		SH3-4 1-2	F8		3	0	1	0	0	0	1
Danny Cox, R (1, 1) OBP: 0.213, SLG: 0.176 Tito Landrum, R (7, PH) OBP: 0.366, SLG: 0.448 Todd Worrell, R (8, 1)			K		K 2-3		K 2-3			2 1 0	0 0 0	0 0 0	0 0 0	0 1 0	2 1 0	2 1 0
Inning Stats	R: 0 H: 0 E: 0 LOB: 0 K: 0 BB: 0 S: 3 P: 3	R: 0 H: 0 E: 0 LOB: 0 K: 1 BB: 1 S: 4 P: 8	R: 0 H: 0 E: 0 LOB: 1 K: 1 BB: 1 S: 5 P: 9	R: 2 H: 3 E: 0 LOB: 1 K: 0 BB: 1 S: 5 P: 9	R: 0 H: 1 E: 0 LOB: 1 K: 1 BB: 1 S: 5 P: 9	R: 0 H: 1 E: 0 LOB: 1 K: 0 BB: 1 S: 3 P: 7	R: 1 H: 2 E: 0 LOB: 2 K: 1 BB: 1 S: 7 P: 11	R: 2 H: 2 E: 0 LOB: 0 K: 0 BB: 0 S: 5 P: 5		1B: 5 SF: 0 2B: 2 SAC: 2 3B: 2 DP: 2 HR: 0 HBP: 0						WP: 1 PA: 36 PB: 0 SB: 3 CS: 2

BOTTOM

Montreal Expos @ St. Louis Cardinals

Busch Stadium, St. Louis, MO

Fri Sep 20 1985, 7:05 PM CDT

Att. 33,788 - Unknown

livebaseballscorecards.com

AB	27
R	5
H	9
RBI	5
BB	6
SO	4
LOB	15

PITCHER		IP	WLS	BF	H	R	ER	SO	BB	IBB	HBP	BLK	WP	HR	S	P	ERA	WHIP
Dan Schatzeder, L ERA: 3.86	(1, 1)	7.0		30	7	3	3	4	6	0	0	0	1	0	32	56	3.86	1.857
Randy St. Claire, R ERA: 3.31	(8, 1)	1.0	L	5	2	2	2	0	0	0	0	0	0	0	5	5	18.00	2.000

PITCHER	IP	WLS	BF	H	R	ER	SO	BB	IBB	HBP	BLK	WP	HR	S	P	ERA	WHIP

Batter	1	2	3	4	5	6	7	8	9	AB	R	H	RBI	BB	SO	LOB
Tim Raines, S (1, 7) OBP: 0.401, SLG: 0.459	0-0 S 1B 1B		0-0 1B HR 1B 1-2	0-3 K S S S		4-0 IBB			0-0 S S 1B	4	2	3	0	1	1	0
Vance Law, R (1, 4) OBP: 0.361, SLG: 0.398	0-0 5-3 1-2		0-0 HR 1-2 2-3		0-0 F9	0-0 FC5 2-3f			0-0 6-3 1-2	5	1	1	0	0	0	5
Andre Dawson, R (1, 9) OBP: 0.288, SLG: 0.406	0-0 F9		0-0 HR 1-H 2-H 3-H		0-0 5-3		0-0 1-3		B B B B 4-0 BB 2-3	4	1	1	4	1	0	1
Hubie Brooks, R (1, 6) OBP: 0.308, SLG: 0.411	0-0 1B 2-H		0-3 K S S S		0-3 K S S S		0-0 6-3		0-0 5-3	5	0	1	1	0	2	2
Tim Wallach, R (1, 5) OBP: 0.308, SLG: 0.437	0-0 F3		0-0 FC5-4 1B			0-0 F9	0-0 5-3			4	0	1	0	0	0	1
Andres Galarraga, R (1, 3) OBP: 0.222, SLG: 0.242		0-3 K S S S	0-0 FC5-4 FC5-4 1-2f			0-0 HR		0-0 4-3		4	1	1	1	0	1	1
Mitch Webster, S (1, 8) OBP: 0.308, SLG: 0.452		0-0 F7	0-0 FC5-4 1-2f			4-0 SH1-4 1B BB B B B B		0-0 F5		3	0	0	0	1	0	1
Sal Butera, R (1, 2) OBP: 0.292, SLG: 0.284		0-0 5-3		0-3 K S S S		0-0 FC5 SH1-4 1B 1-2		0-0 6-3		3	0	1	0	0	1	0
Terry Francona, L (8, PH) OBP: 0.306, SLG: 0.357										1	0	0	0	0	0	0
Mike O'Berry, R (8, 2) OBP: 0.368, SLG: 0.250										0	0	0	0	0	0	0
Bill Gullickson, R (1, 1) OBP: 0.200, SLG: 0.267			0-0 1B 1B HR 1B	0-3 K S S S		0-0 SH1-4 1-2 2-3			0-0 4-3	2	1	1	0	0	1	0
Gary Lucas, L (6, 1)										0	0	0	0	0	0	0
Bert Roberge, R (6, 1)										0	0	0	0	0	0	0
Scot Thompson, L (9, PH) OBP: 0.255, SLG: 0.274										1	0	0	0	0	0	0

TOP

Montreal Expos @ St. Louis Cardinals

Busch Stadium, St. Louis, MO

Sat Sep 21 1985, 3:33 AM CDT
Att. 32,788 - Unknown

livebaseballscorecards.com

AB	36
R	6
H	10
RBI	6
BB	3
SO	6
LOB	11

Inning Stats	1	2	3	4	5	6	7	8	9	1B: 8	SF: 0	WP: 0	PA: 40
R:	1	0	4	0	0	1	0	0	0	2B: 0	SAC: 1	PB: 0	
E:	0	0	0	0	0	0	0	0	0	3B: 0	DP: 0	SB: 3	
K:	0	1	1	3	1	0	0	0	0	HR: 2	HBP: 0	CS: 0	
S:	5	5	10	9	5	5	3	3	4				
H:	2	0	5	0	0	2	0	0	1				
LOB:	1	0	1	0	0	3	0	0	2				
BB:	0	0	0	0	0	2	0	0	1				
P:	5	5	10	9	5	13	3	3	8				

PITCHER		IP	WLS	BF	H	R	ER	SO	BB	IBB	HBP	BLK	WP	HR	S	P	ERA	WHIP
John Tudor, L ERA: 2.11	(1, 1)	5.0		22	7	5	5	6	0	0	0	0	0	1	34	34	9.00	1.400
Kurt Kepshire, R ERA: 4.69	(6, 1)	0.2		5	2	1	1	0	1	0	0	0	0	1	4	8	13.50	4.500
Bill Campbell, R ERA: 3.3	(6, 1)	0.1		2	0	0	0	0	0	1	0	0	0	0	1	5	0.00	0.000
Jeff Lahti, R ERA: 1.9	(7, 1)	2.2	W	10	1	0	0	0	1	0	0	0	0	0	9	13	0.00	0.750
Todd Worrell, R ERA: 2.93	(9, 1)	0.1	S	1	0	0	0	0	0	0	0	0	0	0	1	1	0.00	0.000

PITCHER	IP	WLS	BF	H	R	ER	SO	BB	IBB	HBP	BLK	WP	HR	S	P	ERA	WHIP

Batter	1	2	3	4	5	6	7	8	9	AB	R	H	RBI	BB	SO	LOB
Vince Coleman, S (1, 7) OBP: 0.323, SLG: 0.343	F5		F7		F9	K		F7		4	0	0	0	0	1	2
Jeff Lahti, R (7, 1)										1	0	0	0	0	0	0
Todd Worrell, R (9, 1)										0	0	0	0	0	0	0
Willie McGee, S (1, 8) OBP: 0.389, SLG: 0.517	1B		F9		F5	F8				4	0	1	0	0	0	2
Tom Herr, S (1, 4) OBP: 0.388, SLG: 0.419	F3		2B			1B 2B 1B	HR HBP			3	2	2	0	0	0	1
Jack Clark, R (1, 3) OBP: 0.398, SLG: 0.515	F8		F7			2B 1-3 1B 1B	1-H HR			4	2	2	2	0	0	2
Mike Jorgensen, L (8, 3) OBP: 0.387, SLG: 0.269										0	0	0	0	0	0	0
Andy Van Slyke, L (1, 9) OBP: 0.333, SLG: 0.446		F7		G3 S SF8 BB		1B 1-3 3-H 2B	F4			3	2	1	1	1	0	0
Terry Pendleton, S (1, 5) OBP: 0.276, SLG: 0.294		F7		G3 1-3		5-3 1B 2-H 3-H 1B	F8			4	1	1	2	0	0	1
Darrell Porter, L (1, 2) OBP: 0.318, SLG: 0.406		BB BB		SF8 3-H		5-3 1-2	F8			0	0	0	1	1	0	0
Tito Landrum, R (6, PH) OBP: 0.364, SLG: 0.445										1	0	0	0	0	0	1
Tom Nieto, R (7, 2) OBP: 0.302, SLG: 0.285										1	0	0	0	0	0	0
Ozzie Smith, S (1, 6) OBP: 0.348, SLG: 0.350		BB 1-2 BB		F9		1B BB		4-3		2	0	0	0	2	0	0
John Tudor, L (1, 1) OBP: 0.189, SLG: 0.233		F5			6-3	1-2 2-H 1B		F7		1	0	0	0	0	0	2
Steve Braun, L (5, PH) OBP: 0.310, SLG: 0.339										1	0	0	0	0	0	0
Kurt Kepshire, L (6, 1) OBP: 0.135, SLG: 0.180										0	0	0	0	0	0	0
Bill Campbell, R (6, 1) OBP: 0.556, SLG: 0.333										0	0	0	0	0	0	0
Cesar Cedeno, R (6, PH) OBP: 0.344, SLG: 0.439										2	0	1	1	0	0	0
(7, 7)																
Inning Stats	R: 0 E: 0 K: 0 S: 4 H: 1 LOB: 1 BB: 0 P: 4	R: 0 E: 0 K: 0 S: 3 H: 0 LOB: 2 BB: 2 P: 11	R: 0 E: 0 K: 0 S: 4 H: 1 LOB: 1 BB: 0 P: 4	R: 1 E: 0 K: 0 S: 3 H: 0 LOB: 0 BB: 1 P: 7	R: 0 E: 0 K: 0 S: 3 H: 0 LOB: 0 BB: 0 P: 3	R: 4 E: 0 K: 1 S: 10 H: 5 LOB: 2 BB: 1 P: 14	R: 2 E: 0 K: 0 S: 4 H: 1 LOB: 0 BB: 0 P: 5	R: 0 E: 0 K: 0 S: 3 H: 0 LOB: 0 BB: 0 P: 3		1B: 5 2B: 2 3B: 0 HR: 1	SF: 1 SAC: 0 DP: 0 HBP: 1						

PITCHER		IP	WLS	BF	H	R	ER	SO	BB	IBB	HBP	BLK	WP	HR	S	P	ERA	WHIP
Bill Gullickson, R ERA: 3.6	(1, 1)	5.0		23	5	4	4	0	3	0	0	0	0	0	20	32	7.20	1.600
Gary Lucas, L ERA: 3.36	(6, 1)	0.1		3	1	0	0	0	1	0	0	0	0	0	2	6	0.00	6.000
Bert Roberge, R ERA: 2.73	(6, 1)	2.2	L	11	2	3	3	1	0	0	1	0	0	1	12	13	10.12	0.750

PITCHER	IP	WLS	BF	H	R	ER	SO	BB	IBB	HBP	BLK	WP	HR	S	P	ERA	WHIP

BOTTOM

Montreal Expos @ St. Louis Cardinals

Busch Stadium, St. Louis, MO

Sat Sep 21 1985, 3:33 AM CDT

Att. 32,788 - Unknown

livebaseballscorecards.com

AB	31
R	7
H	8
RBI	7
BB	4
SO	1
LOB	11

Batter	1	2	3	4	5	6	7	8	9	AB	R	H	RBI	BB	SO	LOB
Tim Raines, S (1, 7) OBP: 0.403, SLG: 0.459	B B B B 4-0 1B S BB	x 0-0 S 1-3 2-H 1B		x 0-0 ② 4-3		4-0 1B IBB			x 0-0 ① L8	3	0	1	1	2	0	0
Vance Law, R (1, 4) OBP: 0.360, SLG: 0.396	S S S 0-3 ① K 1-2	x 0-0 ② F9 1-2		S S S 0-3 ③ K		x 0-0 ③ 1-3 2-H 3-H 1B			x 0-0 ② L8	5	0	1	2	0	2	3
Andre Dawson, R (1, 9) OBP: 0.291, SLG: 0.413	x 0-0 1B 1B	4-0 IBB			x 0-0 ① F5		x 0-0 HR		x 0-0 ③ 6-3	4	1	2	1	1	0	0
Hubie Brooks, R (1, 6) OBP: 0.306, SLG: 0.408	S S S 0-3 ② K	x 0-0 ③ F9			x 0-0 ② F6		x 0-0 ① 4-3			4	0	0	0	0	1	5
Terry Francona, L (1, 3) OBP: 0.305, SLG: 0.355	x 0-0 1-2 2-3 1B		x 0-0 ① F9		x 0-0 ③ 6-3		x 0-0 ② F8			4	0	1	0	0	0	0
Tim Wallach, R (1, 5) OBP: 0.307, SLG: 0.436	x 0-0 ③ F3		x 0-0 ② 5-3			x 0-0 4-3 BB 1B 1B	x 0-0 ③ 5-3			4	1	1	0	0	0	3
Mitch Webster, S (1, 8) OBP: 0.312, SLG: 0.471		x 0-0 BB 1B 1B	x 0-0 HR			x 0-0 ① F7		S S S 0-3 ① K		4	2	2	1	0	1	1
Sal Butera, R (1, 2) OBP: 0.287, SLG: 0.279		x 0-0 ① L4	x 0-0 ③ 6-3			B B B B 4-0 1-2 4-3 1B BB		x 0-0 ② 3-1		2	0	0	0	0	0	1
Razor Shines, S (6, PH) OBP: 0.196, SLG: 0.140										0	0	0	0	1	0	0
Fred Manrique, R (6, PR) OBP: 0.333, SLG: 0.333										0	1	0	0	0	0	0
Mike O'Berry, R (6, 2) OBP: 0.350, SLG: 0.235										1	0	0	0	0	0	0
Floyd Youmans, R (1, 1) OBP: 0.211, SLG: 0.063		B B B B 4-0 1B 1-2 BB		x 0-0 ① 5-3		x 0-0 ② 4-3 1-2 2-3		S S S 0-3 ③ K		1	0	0	0	1	0	0
Scot Thompson, L (6, PH) OBP: 0.254, SLG: 0.272										1	0	0	0	0	0	2
Tim Burke, R (6, 1) OBP: 0.200, SLG: 0.111										1	0	0	0	0	1	0
Jack O'Connor, L (8, 1)										0	0	0	0	0	0	0
Inning Stats	R: 0 E: 0 K: 2 S: 9 H: 2 LOB: 3 BB: 1 P: 13	R: 1 E: 0 K: 0 S: 5 H: 2 LOB: 3 BB: 2 P: 13	R: 1 E: 0 K: 0 S: 4 H: 1 LOB: 0 BB: 0 P: 4	R: 0 E: 0 K: 1 S: 5 H: 0 LOB: 0 BB: 0 P: 5	R: 0 E: 0 K: 0 S: 3 H: 0 LOB: 0 BB: 0 P: 3	R: 2 E: 0 K: 0 S: 4 H: 2 LOB: 2 BB: 2 P: 12	R: 1 E: 0 K: 0 S: 4 H: 1 LOB: 0 BB: 0 P: 4	R: 0 E: 0 K: 2 S: 7 H: 0 LOB: 0 BB: 0 P: 7	R: 0 E: 0 K: 0 S: 3 H: 0 LOB: 0 BB: 0 P: 3	1B: 6 2B: 0 3B: 0 HR: 2	SF: 0 SAC: 0 DP: 0 HBP: 0						

PITCHER	IP	WLS	BF	H	R	ER	SO	BB	IBB	HBP	BLK	WP	HR	S	P	ERA	WHIP
Joaquin Andujar, R (1, 1) ERA: 3.29	7.0		33	8	5	5	3	3	2	0	0	0	2	34	54	6.43	1.571
Ken Dayley, L (8, 1) ERA: 2.48	2.0	W	6	0	0	0	2	0	0	0	0	0	0	10	10	0.00	0.000

PITCHER	IP	WLS	BF	H	R	ER	SO	BB	IBB	HBP	BLK	WP	HR	S	P	ERA	WHIP

TOP

Montreal Expos @ St. Louis Cardinals

Busch Stadium, St. Louis, MO

Sun Sep 22 1985, 3:33 AM CDT

Att. 32,958 - Unknown

livebaseballscorecards.com

AB	34
R	5
H	8
RBI	5
BB	5
SO	5
LOB	15

1B: 6 2B: 0 3B: 0 HR: 2	SF: 0 SAC: 0 DP: 0 HBP: 0	WP: 0 PB: 0 SB: 2 CS: 0	PA: 39

Batter	1	2	3	4	5	6	7	8	9	AB	R	H	RBI	BB	SO	LOB
Vince Coleman, S (1, 7) OBP: 0.322, SLG: 0.341	F4	F7			4-3		WP 1B 1-3		F8	5	0	1	0	0	0	1
Willie McGee, S (1, 8) OBP: 0.388, SLG: 0.514	5-3		F4		5-3		F7 1-2 3-H		HR 1B	5	1	1	0	0	0	1
Tom Herr, S (1, 4) OBP: 0.388, SLG: 0.423	BB		G3			4-3	F8		HR 1-H	4	1	1	2	1	0	2
Cesar Cedeno, R (1, 3) OBP: 0.346, SLG: 0.440	K		E6 1B			1B G3 1B	5-3			4	1	2	0	0	1	3
Andy Van Slyke, L (1, 9) OBP: 0.335, SLG: 0.447		6-3	F8			G3 S 1B 1-3		SH3-4 1B		4	0	2	0	0	0	1
Terry Pendleton, S (1, 5) OBP: 0.278, SLG: 0.294		S 1B 1B BB		F7		BB 1-2		SH3-4 1-2		1	1	0	0	2	0	0
Darrell Porter, L (1, 2) OBP: 0.318, SLG: 0.405 Tito Landrum, R (8, PH) OBP: 0.362, SLG: 0.442 Tom Nieto, R (9, 2) OBP: 0.302, SLG: 0.285		S E 1B 1-2		K		G3 1-2 2-3 3-H		K		3 1 0	1 0 0	1 0 0	1 0 0	0 1 0	1 1 0	2 1 0
Ozzie Smith, S (1, 6) OBP: 0.347, SLG: 0.349		E3 1B 1-H 2-H		F6		4-3		F8		4	0	1	1	0	0	3
Joaquin Andujar, S (1, 1) OBP: 0.158, SLG: 0.133 Steve Braun, L (7, PH) OBP: 0.329, SLG: 0.350 Tom Lawless, R (7, PR) OBP: 0.254, SLG: 0.259 Ken Dayley, L (8, 1) OBP: 0.400, SLG: 0.400 Brian Harper, R (9, PH) OBP: 0.300, SLG: 0.354		K			K		1B WP 1B		5-3	2 1 0 0 1	0 0 1 0 0	0 1 0 0 0	0 0 0 0 0	0 0 0 0 0	2 0 0 0 0	1 0 0 0 0
Inning Stats	R: 0 E: 0 K: 1 S: 5 H: 0 LOB: 1 BB: 1 P: 9	R: 2 E: 1 K: 1 S: 7 H: 2 LOB: 1 BB: 1 P: 11	R: 0 E: 1 K: 0 S: 4 H: 1 LOB: 1 BB: 0 P: 4	R: 0 E: 0 K: 1 S: 5 H: 0 LOB: 0 BB: 0 P: 5	R: 0 E: 0 K: 1 S: 5 H: 0 LOB: 0 BB: 0 P: 5	R: 1 E: 0 K: 0 S: 5 H: 2 LOB: 2 BB: 1 P: 9	R: 1 E: 0 K: 0 S: 5 H: 2 LOB: 2 BB: 0 P: 5	R: 0 E: 0 K: 1 S: 6 H: 1 LOB: 1 BB: 0 P: 6	R: 2 E: 0 K: 0 S: 4 H: 2 LOB: 0 BB: 0 P: 4	1B: 9 2B: 0 3B: 0 HR: 1 SF: 0 SAC: 1 DP: 0 HBP: 0						

PITCHER		IP	WLS	BF	H	R	ER	SO	BB	IBB	HBP	BLK	WP	HR	S	P	ERA	WHIP
Floyd Youmans, R ERA: 2.53	(1, 1)	5.0		20	3	2	1	4	2	0	0	0	0	0	26	34	1.80	1.000
Tim Burke, R ERA: 2.42	(6, 1)	2.0		12	5	2	2	0	1	0	0	0	1	0	11	15	9.00	3.000
Jack O'Connor, L ERA: 5.21	(8, 1)	1.2	L	7	2	2	2	1	0	0	0	0	0	1	9	9	10.80	1.200

PITCHER	IP	WLS	BF	H	R	ER	SO	BB	IBB	HBP	BLK	WP	HR	S	P	ERA	WHIP

BOTTOM

Montreal Expos @ St. Louis Cardinals

Busch Stadium, St. Louis, MO

Sun Sep 22 1985, 3:33 AM CDT

Att. 32,958 - Unknown

livebaseballscorecards.com

AB	35
R	6
H	10
RBI	4
BB	3
SO	5
LOB	15

WP: 1 PA: 39
PB: 0
SB: 3
CS: 0

Montreal Expos @ Chicago Cubs

Wrigley Field, Chicago, IL

Mon Sep 23 1985, 3:33 AM CDT

Att. 4,647 - Unknown

TOP

livebaseballscorecards.com

Batter	1	2	3	4	5	6	7	8	9	AB	R	H	RBI	BB	SO	LOB
Mitch Webster, S (1, 8) OBP: 0.314, SLG: 0.474	x 0-0 ① F9		x 0-0 FC5-2 5-3 1-2 1B		SSS 0-3 ① K		x 0-0 HR 3-H 2B	x 0-0 ② F5		5	1	2	1	0	1	1
Vance Law, R (1, 4) OBP: 0.360, SLG: 0.401	x 0-0 ② 6-3		x 0-0 ① 5-3 1-2 2-3		x 0-0 ② F9		x 0-0 HR 2-H	BBBB 4-0 BB		4	1	1	2	1	0	2
Andre Dawson, R (1, 9) OBP: 0.290, SLG: 0.416	x 0-0 ③ F9		x 0-0 ② FC5-2 BB 2-3 3-H		x 0-0 HR		x 0-0 ① 5-3	x 0-0 ③ F4		5	1	1	1	0	0	3
Hubie Brooks, R (1, 6) OBP: 0.310, SLG: 0.408		BBBB 4-0 1B FC4-6 BB	BBBB 4-0 1-2 BB		x 0-0 ③ 4-3		x 0-0 CS 1B		BBBB 4-0 2B BB	2	2	1	0	3	0	0
Tim Wallach, R (1, 5) OBP: 0.308, SLG: 0.443		x 0-0 ① F8	x 0-0 ③ 4-3			x 0-0 HR	SSS 0-3 ② ③ K 1-2		x 0-0 BB 1-H CS 2B	5	1	2	2	0	1	5
Andres Galarraga, R (1, 3) OBP: 0.268, SLG: 0.368		x 0-0 FC4-6 1-3 1B		SSS 0-3 ① K		x 0-0 CS 1B		x 0-0 HR	x 0-0 ① 6-3	5	1	3	1	0	1	1
Jim Wohlford, R (1, 7) OBP: 0.281, SLG: 0.272 Herm Winningham, L (8, PH) OBP: 0.300, SLG: 0.323 (8, 7)	x 0-0 ② FC4-6 1-2f 3-H		SSS 0-3 ② K		x 0-0 ① ② 4-3 1-2		x	0-0 ① 2-3	IIII 4-0 BB IBB	3 1	0 0	0 0	1 0	0 1	1 0	2 0
Sal Butera, R (1, 2) OBP: 0.288, SLG: 0.274 Razor Shines, S (8, PH) OBP: 0.213, SLG: 0.140 Al Newman, S (8, PR) OBP: 0.174, SLG: 0.182 Mike O'Berry, R (8, 2) OBP: 0.381, SLG: 0.235	x 0-0 ③ 4-3		BBBB 4-0 FC6 BB		x 0-0 ③ F6			BBBB 4-0 HR BB	BBBB 4-0 1-2 2-3 BB	2 0 0 0	0 0 1 0	0 0 0 0	0 0 0 0	1 1 0 1	0 0 0 0	1 0 0 0
David Palmer, R (1, 1) OBP: 0.114, SLG: 0.143 Fred Manrique, R (7, PH) OBP: 0.500, SLG: 1.000 Bert Roberge, R (7, 1) Jack O'Connor, L (7, 1) Randy St. Claire, R (7, 1) OBP: 0.429, SLG: 0.200 Doug Frobel, L (8, PH) OBP: 0.302, SLG: 0.264 Tim Burke, R (8, 1) OBP: 0.182, SLG: 0.100			x 0-0 5-3 1B FC5-2 1B	x 0-0 ③ FC6 1-2f		x 0-0 2B 3B		x 0-0 1-H HR	SSS 0-3 ② ③ K 3-H	2 1 0 0 0 1	0 1 0 0 0 0	1 1 0 0 0 1	0 0 0 0 0 2	0 0 0 0 0 0	0 0 0 0 0 1	1 0 0 0 0 3
Inning Stats	R: 0 H: 0 E: 0 LOB: 0 K: 0 BB: 0 S: 3 P: 3	R: 1 H: 1 E: 0 LOB: 1 K: 0 BB: 1 S: 4 P: 8	R: 0 H: 2 E: 0 LOB: 3 K: 0 BB: 1 S: 5 P: 9	R: 0 H: 0 E: 0 LOB: 1 K: 2 BB: 1 S: 7 P: 11	R: 1 H: 1 E: 0 LOB: 0 K: 1 BB: 0 S: 6 P: 6	R: 1 H: 2 E: 0 LOB: 0 K: 0 BB: 0 S: 4 P: 4	R: 3 H: 4 E: 0 LOB: 1 K: 1 BB: 0 S: 8 P: 8	R: 3 H: 2 E: 0 LOB: 1 K: 0 BB: 2 S: 5 P: 13	R: 1 H: 1 E: 0 LOB: 2 K: 1 BB: 3 S: 5 P: 17	1B: 5 SF: 0 2B: 3 SAC: 0 3B: 1 DP: 1 HR: 5 HBP: 0						

	AB	37
	R	10
	H	13
	RBI	10
	BB	8
	SO	5
	LOB	19

WP: 0 PA: 45
PB: 0
SB: 0
CS: 3

PITCHER		IP	WLS	BF	H	R	ER	SO	BB	IBB	HBP	BLK	WP	HR	S	P	ERA	WHIP
Steve Trout, L ERA: 3.49	(1, 1)	6.0		28	8	5	5	3	3	0	0	0	0	2	31	43	7.50	1.833
George Frazier, R ERA: 6.39	(7, 1)	1.1	L	8	4	4	4	1	1	0	0	0	0	3	9	13	27.00	3.750
Derek Botelho, R ERA: 5.57	(8, 1)	0.2		3	0	0	0	0	1	0	0	0	0	0	2	6	0.00	1.500
Dave Gumpert, R ERA: 3.48	(9, 1)	0.0		2	1	1	1	0	1	0	0	0	0	0	1	5	∞	∞
Lary Sorensen, R ERA: 4.37	(9, 1)	1.0		4	0	0	0	1	1	1	0	0	0	0	4	12	0.00	1.000

PITCHER		IP	WLS	BF	H	R	ER	SO	BB	IBB	HBP	BLK	WP	HR	S	P	ERA	WHIP

Montreal Expos @ Chicago Cubs

Wrigley Field, Chicago, IL

Mon Sep 23 1985, 3:33 AM CDT

Att. 4,647 - Unknown

BOTTOM

Batter	1	2	3	4	5	6	7	8	9	AB	R	H	RBI	BB	SO	LOB
Bob Dernier, R (1, 8) OBP: 0.317, SLG: 0.319	F8		FC4-6, 1B		23 FC5, S, 1B	CS, 1-2	1B, 23 3B, 1B	5-3		5	1	3	0	0	0	0
Shawon Dunston, R (1, 6) OBP: 0.305, SLG: 0.383	K		FC4-6, CS, 23 S, 1-2f		23 FC5, 1B, 1-2, BB	23 3B, 1B, 1-2			HR	4	3	2	1	1	1	1
23 Ryne Sandberg, R (1, 4) OBP: 0.371, SLG: 0.509	S, BB		CS, 1B, 1-2, BB		FC5, FC3-6, 1B, WP, 1-2, 2-3f		2B, 1-H, 2-H, 3B		K	3	3	1	2	2	1	2
Keith Moreland, R (1, 5) OBP: 0.368, SLG: 0.426	1-2, BB		1-H, 2-3, 1B		FC3-6, 1-2, 2-H, 1B		G3, 3-H, 2B		1B	4	0	4	3	1	0	0
Leon Durham, L (1, 3) OBP: 0.355, SLG: 0.456	K			BB, 1B, G1-2-3, BB	FC3-6, WP, 1-2f, 2-3		G3, 2-3		F8	4	0	0	0	1	1	6
Jody Davis, R (1, 2) OBP: 0.293, SLG: 0.379		F5		G1-2-3, BB, 1-2, 1B	5-3, 1-2, 3-H		G6-4-3, IBB		6-3	4	0	1	0	1	0	2
Thad Bosley, L (1, 7) OBP: 0.395, SLG: 0.521 Davey Lopes, R (7, PH) (8, 7) OBP: 0.376, SLG: 0.427		6-3		G1-2-3, 1-2, 2-3, BB		4-3	G6-4-3, 1-2f			2 1	0 0	0 0	0 0	1 0	0 0	0 2
Billy Hatcher, R (1, 9) OBP: 0.301, SLG: 0.368		1B		G1-2-3, 1-2, 2-3, 3-Hf		CS, 1B		4-3		4	0	2	0	0	0	3
Steve Trout, L (1, 1) OBP: 0.167, SLG: 0.150 George Frazier, R (7, 1) Derek Botelho, R (8, 1) OBP: 0.200, SLG: 0.143 Richie Hebner, L (8, PH) OBP: 0.261, SLG: 0.277 Dave Gumpert, R (9, 1) Lary Sorensen, R (9, 1)	K			K	K			6-3		3 0 0 1 0 0	0 0 0 0 0 0	0 0 0 0 0 0	0 0 0 0 0 0	0 0 0 0 0 0	3 0 0 0 0 0	4 0 0 0 0 0
Inning Stats	R: 0 E: 0 K: 2 S: 7 H: 0 LOB: 2 BB: 2 P: 15	R: 0 E: 0 K: 1 S: 6 H: 1 LOB: 1 BB: 0 P: 6	R: 1 E: 0 K: 0 S: 3 H: 2 LOB: 1 BB: 1 P: 7	R: 0 E: 0 K: 1 S: 5 H: 1 LOB: 2 BB: 2 P: 13	R: 2 E: 0 K: 0 S: 5 H: 2 LOB: 1 BB: 1 P: 9	R: 0 E: 0 K: 1 S: 5 H: 1 LOB: 0 BB: 0 P: 5	R: 3 E: 0 K: 0 S: 6 H: 4 LOB: 1 BB: 1 P: 10	R: 0 E: 0 K: 0 S: 3 H: 0 LOB: 0 BB: 0 P: 3	R: 1 E: 0 K: 1 S: 7 H: 2 LOB: 1 BB: 0 P: 7	1B: 10 2B: 1 3B: 1 HR: 1 SF: 0 SAC: 0 DP: 2 HBP: 0						

livebaseballscorecards.com

AB	35
R	7
H	13
RBI	6
BB	7
SO	6
LOB	20

PITCHER		IP	WLS	BF	H	R	ER	SO	BB	IBB	HBP	BLK	WP	HR	S	P	ERA	WHIP
David Palmer, R ERA: 3.75	(1, 1)	6.0		27	7	3	3	5	6	0	0	0	1	0	31	55	4.50	2.167
Bert Roberge, R ERA: 3.14	(7, 1)	0.0		4	4	3	3	0	0	0	0	0	0	0	4	4	∞	∞
Jack O'Connor, L ERA: 5.12	(7, 1)	0.1		2	0	0	0	0	0	1	0	0	0	0	1	5	0.00	0.000
Randy St. Claire, R ERA: 3.27	(7, 1)	0.2	W	1	0	0	0	0	0	0	0	0	0	0	1	1	0.00	0.000
Tim Burke, R ERA: 2.46	(8, 1)	2.0	S	8	2	1	1	1	0	0	0	0	0	1	10	10	4.50	1.000

PITCHER		IP	WLS	BF	H	R	ER	SO	BB	IBB	HBP	BLK	WP	HR	S	P	ERA	WHIP

WP: 1 PA: 43
PB: 0
SB: 3
CS: 3

Montreal Expos @ Chicago Cubs

Wrigley Field, Chicago, IL

Tue Sep 24 1985, 3:33 AM CDT

Att. 6,947 - Unknown

TOP

livebaseballscorecards.com

Batter	1	2	3	4	5	6	7	8	9	AB	R	H	RBI	BB	SO	LOB
Mitch Webster, S (1, 8) OBP: 0.325, SLG: 0.483	BBBB 4-0 S HR BB	0-0 FC6-4 1-3 2-H 1B			0-0 1B HR 1B 0-0 2-H 3-H HR 2B	S S S 0-3 K ③		S S S 0-3 K ① 1-2		5	3	3	3	1	2	2
Vance Law, R (1, 4) OBP: 0.362, SLG: 0.401	0-0 1-3 ① 1-2	0-0 FC6-4 ③ 1-2f			0-0 1-3 HR 1B 4-0 BBBB HR BB		BBBB 4-0 1B PB BB	0-0 F8 ②		3	2	1	0	2	0	3
John Dopson, L (7, 1)										1	0	0	0	0	0	1
Randy St. Claire, R (8, 1)										0	0	0	0	0	0	0
Jack O'Connor, L (9, 1)										0	0	0	0	0	0	0
Jeff Reardon, R (9, 1) OBP: 0.286, SLG: 0.286										0	0	0	0	0	0	0
Andre Dawson, R (1, 9) OBP: 0.294, SLG: 0.437	0-0 2-H HR		0-0 6-3 ①		2-H 3-H HR 1-H 2-H HR		0-0 1-3 1B	0-0 6-3 ③		6	3	4	8	0	0	1
Scot Thompson, L (8, 9) OBP: 0.254, SLG: 0.272										0	0	0	0	0	0	0
Hubie Brooks, R (1, 6) OBP: 0.310, SLG: 0.409	S S S 0-3 K ②		0-0 F8 ②		S S S 0-3 K ① 0-0 HR 1B		S S S 0-3 K ①		0-0 4-3 2B	6	1	2	0	0	3	2
Tim Wallach, R (1, 5) OBP: 0.310, SLG: 0.449	0-0 F8 ③		0-0 1B		E 1B 1B 1-H HR		0-0 F5 ②		0-0 6-3 ①	6	2	3	2	0	0	3
Andres Galarraga, R (1, 3) OBP: 0.277, SLG: 0.364		0-0 FC5-4 1B	0-0 F3 ③		E8 1-3 1B 0-3 K		S S S 0-3 K ③		0-0 4-3 ② 2-3	6	1	2	0	0	2	4
Jim Wohlford, R (1, 7) OBP: 0.280, SLG: 0.265	0-0 F8 ①			0-0 F9 ① 4-0 SH1-4 1B 2B IBB		0-0 F4 ①		BBBB 4-0 HR BB	0-0 F2 ③	3	1	0	0	1	0	1
Doug Frobel, L (6, 7) OBP: 0.305, SLG: 0.262										1	1	0	0	1	0	1
Sal Butera, R (1, 2) OBP: 0.301, SLG: 0.309	0-0 FC5-4 ② E 1-2f 1B		0-0 F9 ②		0-0 SH1-4 1-2 2-H 3-H 2B 1B	BBBB 4-0 SH1-3 BB		0-0 1-H HR		4	3	2	4	1	0	1
Bryn Smith, R (1, 1) OBP: 0.233, SLG: 0.257	0-0 E5 1B 1-2		0-0 F3 ③		0-0 SH1-4 ② 1-2 2-3	0-0 SH1-3 ② 1-2		BBBB 4-0 WP BB		2	0	0	0	0	0	1
Al Newman, S (7, 4) OBP: 0.208, SLG: 0.182										0	0	0	0	1	0	0

Inning Stats	R: 2	H: 1		R: 1	H: 2		R: 0	H: 1		R: 0	H: 0		R: 12	H: 10		R: 0	H: 0		R: 0	H: 1		R: 2	H: 1		R: 0	H: 1		1B: 10	SF: 0		WP: 1	PA: 52
	E: 0	LOB: 0		E: 1	LOB: 2		E: 0	LOB: 1		E: 0	LOB: 0		E: 1	LOB: 0		E: 0	LOB: 1		E: 0	LOB: 2		E: 0	LOB: 1		E: 0	LOB: 1		2B: 2	SAC: 2		PB: 1	
	K: 1	BB: 1		K: 0	BB: 0		K: 0	BB: 0		K: 1	BB: 1		K: 2	BB: 2		K: 2	BB: 1		K: 1	BB: 2		K: 1	BB: 0		K: 0	BB: 0		3B: 0	DP: 0		SB: 1	
	S: 6	P: 10		S: 6	P: 6		S: 4	P: 4		S: 3	P: 3		S: 17	P: 25		S: 5	P: 9		S: 8	P: 12		S: 6	P: 14		S: 4	P: 4		HR: 5	HBP: 0		CS: 0	

PITCHER		IP	WLS	BF	H	R	ER	SO	BB	IBB	HBP	BLK	WP	HR	S	P	ERA	WHIP
Ray Fontenot, L ERA: 4.23	(1, 1)	4.1	L	23	8	7	6	2	1	0	0	0	0	2	26	30	12.46	2.077
Jon Perlman, R ERA: 12.91	(5, 1)	0.1		9	6	8	8	0	1	1	0	0	0	2	7	15	216.00	21.000
Dave Beard, R ERA: 5.23	(5, 1)	0.1		1	0	0	0	1	0	0	0	0	0	0	3	3	0.00	0.000
Derek Botelho, R ERA: 5.32	(6, 1)	2.0		9	1	0	0	3	2	0	0	0	0	0	13	21	0.00	1.500
Steve Engel, L ERA: 6.04	(8, 1)	1.0		6	1	2	2	1	2	0	0	0	1	1	6	14	18.00	3.000

PITCHER		IP	WLS	BF	H	R	ER	SO	BB	IBB	HBP	BLK	WP	HR	S	P	ERA	WHIP
Ron Meridith, L ERA: 4.32	(9, 1)	1.0		4	1	0	0	0	0	0	0	0	0	0	4	4	0.00	1.000

AB	43
R	17
H	17
RBI	17
BB	7
SO	7
LOB	20

Batter	1	2	3	4	5	6	7	8	9	AB	R	H	RBI	BB	SO	LOB
Bob Dernier, R (1, 8) OBP: 0.315, SLG: 0.317	5-3		5-3		F5		4-3, 1B, 2B	1-3 HR, 1B	1-2, 2-3 5-3	3	0	0	0	0	0	1
Gary Woods, R (7, 8) OBP: 0.358, SLG: 0.284										3	2	2	0	0	0	2
Davey Lopes, R (1, 7) OBP: 0.375, SLG: 0.426	F2		23 CS, 1B		F5		4-3, 2-3	1-H, 3-H HR, 1B	2-H, 3-H BB, 1B	3	0	1	0	0	0	1
Derek Botelho, R (6, 1) OBP: 0.200, SLG: 0.143										0	0	0	0	0	0	0
Richie Hebner, L (7, PH) OBP: 0.258, SLG: 0.274										1	0	0	0	0	0	1
Steve Engel, R (8, 1) OBP: 0.333, SLG: 0.400										0	0	0	0	0	0	0
Gary Matthews, R (8, PH) OBP: 0.354, SLG: 0.391										1	1	1	3	0	0	0
Ron Meridith, L (9, 1)										0	0	0	0	0	0	0
Ron Cey, R (9, PH) OBP: 0.319, SLG: 0.403										1	1	1	2	0	0	0
23 Ryne Sandberg, R (1, 4) OBP: 0.369, SLG: 0.506	F8		CS, 1-2	E6, F8, S, HR		K	1B, FC4-6, 3-H, 1B	1B, 1B	1B, 2B, 1-2, BB	3	1	0	0	0	1	0
Dave Owen, S (7, 4) OBP: 0.462, SLG: 0.417										2	2	2	1	1	0	0
Keith Moreland, R (1, 5) OBP: 0.368, SLG: 0.426		F8		F8, 1-3		BB, BB, SF7, 1B	FC4-6, 1-3, 1B	1-3, 1B	2B, 1-2, 2-H, 1B	3	1	1	0	0	0	1
Chris Speier, R (7, 5) OBP: 0.294, SLG: 0.347										3	1	3	1	0	0	0
Leon Durham, L (1, 3) OBP: 0.355, SLG: 0.456		3-1		5-3		BB, 1-2, BB	FC4-6, 1-2f, 3-H	K	1-H, 2-H 2B	5	0	1	3	1	1	4
Jody Davis, R (1, 2) OBP: 0.298, SLG: 0.389		BB, 1B		HR, 3-H		FC6-4, 1-2, 2-3, BB	5-3	F6	3-1	2	1	2	2	1	0	0
Steve Lake, R (7, 2) OBP: 0.176, SLG: 0.193										3	0	0	0	0	0	4
Thad Bosley, L (1, 9) OBP: 0.395, SLG: 0.518		BB, 1-2		K		SF7, 3-H		WP, G1-4-3, 1B, 1B	F7	3	1	1	1	1	1	0
Shawon Dunston, R (1, 6) OBP: 0.307, SLG: 0.384		F7			1B	FC6-4, 1-2f		G1-4-3, 1-2	5-3, 1B, 1B	5	1	2	0	0	0	5
Ray Fontenot, L (1, 1) OBP: 0.049, SLG: 0.049			1-3		K		HR	1B, HR, 2-H, 1B	5-3, 1B, 1-2, 1B	1	0	0	0	0	0	0
Jon Perlman, L (5, 1)										0	0	0	0	0	0	0
Dave Beard, L (5, 1)										0	0	0	0	0	0	0
Billy Hatcher, R (5, PH) OBP: 0.313, SLG: 0.401 (6, 7)										4	3	3	2	0	1	1
Inning Stats	R: 0 E: 0 K: 0 S: 3 H: 0 LOB: 0 BB: 0 P: 3	R: 0 E: 0 K: 0 S: 4 H: 1 LOB: 2 BB: 1 P: 8	R: 0 E: 0 K: 0 S: 3 H: 1 LOB: 0 BB: 0 P: 3	R: 2 E: 1 K: 1 S: 7 H: 1 LOB: 0 BB: 0 P: 7	R: 0 E: 0 K: 1 S: 6 H: 1 LOB: 1 BB: 0 P: 6	R: 1 E: 0 K: 1 S: 6 H: 1 LOB: 2 BB: 2 P: 14	R: 3 E: 0 K: 0 S: 7 H: 4 LOB: 1 BB: 0 P: 7	R: 4 E: 0 K: 1 S: 11 H: 6 LOB: 2 BB: 0 P: 11	R: 5 E: 0 K: 0 S: 8 H: 5 LOB: 1 BB: 1 P: 12	1B: 15 2B: 2 3B: 0 HR: 3	SF: 1 SAC: 0 DP: 0 HBP: 0						

PITCHER		IP	WLS	BF	H	R	ER	SO	BB	IBB	HBP	BLK	WP	HR	S	P	ERA	WHIP
Bryn Smith, R (1, 1) ERA: 2.97		6.0	W	26	5	3	1	3	3	0	0	0	0	1	29	41	1.50	1.333
John Dopson, R (7, 1) ERA: 11.08		1.1		12	8	7	7	0	0	0	0	0	1	2	12	12	47.25	6.000
Randy St. Claire, R (8, 1) ERA: 3.88		1.1		11	6	5	5	1	1	0	0	0	0	0	12	16	33.75	5.250
Jack O'Connor, L (9, 1) ERA: 5.12		0.0		1	1	0	0	0	0	0	0	0	0	0	1	1	∞	∞
Jeff Reardon, R (9, 1) ERA: 3.1		0.1	S	1	0	0	0	0	0	0	0	0	0	0	1	1	0.00	0.000

PITCHER	IP	WLS	BF	H	R	ER	SO	BB	IBB	HBP	BLK	WP	HR	S	P	ERA	WHIP

BOTTOM

Montreal Expos @ Chicago Cubs

Wrigley Field, Chicago, IL

Tue Sep 24 1985, 3:33 AM CDT

Att. 6,947 - Unknown

livebaseballscorecards.com

AB	46
R	15
H	20
RBI	15
BB	4
SO	4
LOB	20

WP: 1 PA: 52
PB: 0
SB: 1
CS: 1

Batter	1	2	3	4	5	6	7	8	9	AB	R	H	RBI	BB	SO	LOB
Tim Raines, S (1, 7) OBP: 0.400, SLG: 0.455	F7		6-3			K		6-3		4	0	0	0	0	1	1
Mitch Webster, S (1, 8) OBP: 0.322, SLG: 0.478	F9			P6		FC4-6 (1-2f)		G3		2	0	0	0	0	0	0
Doug Frobel, L (5, 8) OBP: 0.301, SLG: 0.258										2	0	0	0	0	0	1
Andre Dawson, R (1, 9) OBP: 0.294, SLG: 0.436	1B			K		K			F8	4	0	1	0	0	2	1
Hubie Brooks, R (1, 6) OBP: 0.308, SLG: 0.406	6-3			K			5-3		6-3	4	0	0	0	0	1	1
Terry Francona, L (1, 3) OBP: 0.305, SLG: 0.353		P4			4-3		HR 1B		4-3	4	1	1	0	0	0	0
Tim Wallach, R (1, 5) OBP: 0.310, SLG: 0.454		F7			K		1-H HR			3	1	1	2	0	1	0
Al Newman, S (1, 4) OBP: 0.222, SLG: 0.200		G3			1B		6-3			3	0	1	0	0	0	0
Ned Yost, R (1, 2)			6-3		F8		6-3			3	0	0	0	0	0	1
Bill Laskey, R (1, 1) OBP: 0.200, SLG: 0.111			K			FC4-6 1B		K		1	0	0	0	0	1	0
Gary Lucas, L (3, 1)										0	0	0	0	0	0	0
Herm Winningham, L (6, PH) OBP: 0.302, SLG: 0.326										1	0	1	0	0	0	0
Bert Roberge, R (6, 1)										0	0	0	0	0	0	0
Razor Shines, S (8, PH) OBP: 0.208, SLG: 0.136										1	0	0	0	0	1	0
Jack O'Connor, L (8, 1)										0	0	0	0	0	0	0
Inning Stats	R: 0 E: 0 K: 0 S: 4 H: 1 LOB: 1 BB: 0 P: 4	R: 0 E: 0 K: 0 S: 3 H: 0 LOB: 0 BB: 0 P: 3	R: 0 E: 0 K: 1 S: 5 H: 0 LOB: 0 BB: 0 P: 5	R: 0 E: 0 K: 2 S: 7 H: 0 LOB: 0 BB: 0 P: 7	R: 0 E: 0 K: 1 S: 6 H: 1 LOB: 1 BB: 0 P: 6	R: 0 E: 0 K: 2 S: 8 H: 1 LOB: 1 BB: 0 P: 8	R: 2 E: 0 K: 0 S: 5 H: 2 LOB: 0 BB: 0 P: 5	R: 0 E: 0 K: 1 S: 5 H: 0 LOB: 0 BB: 0 P: 5	R: 0 E: 0 K: 0 S: 3 H: 0 LOB: 0 BB: 0 P: 3	1B: 4 2B: 0 3B: 0 HR: 1 SF: 0 SAC: 0 DP: 0 HBP: 0						

PITCHER	IP	WLS	BF	H	R	ER	SO	BB	IBB	HBP	BLK	WP	HR	S	P	ERA	WHIP
Rick Reuschel, R (1, 1) ERA: 2.24	9.0	W	32	5	2	2	7	0	0	0	0	0	1	46	46	2.00	0.556

PITCHER	IP	WLS	BF	H	R	ER	SO	BB	IBB	HBP	BLK	WP	HR	S	P	ERA	WHIP

TOP

Montreal Expos @ Pittsburgh Pirates

Three Rivers Stadium, Pittsburgh, PA

Wed Sep 25 1985, 7:05 PM EDT

Att. 2,648 - Unknown

livebaseballscorecards.com

AB	32
R	2
H	5
RBI	2
BB	0
SO	7
LOB	5

WP: 0 PA: 32
PB: 0
SB: 0
CS: 0

Batter	1	2	3	4	5	6	7	8	9	AB	R	H	RBI	BB	SO	LOB
Joe Orsulak, L (1, 8) OBP: 0.328, SLG: 0.350	0-0 S 1B 1B	0-0 ② 6-3 2-3	0-0 1B 1-2 2-H 1B		x 0-0 ③ 4-3		x 0-0 ② F8			5	1	2	1	0	0	2
R.J. Reynolds, S (1, 7) OBP: 0.326, SLG: 0.391	0-0 ① F9	B B B B 4-0 BB	0-0 1-2 2-H 1B			B B B B 4-0 S SH BB	B B B B 4-0 BB			2	1	1	1	3	0	1
Johnny Ray, S (1, 4) OBP: 0.313, SLG: 0.359	B B B B 4-0 1B 1-2 BB	0-0 ③ F8	0-0 ③ F8			0-0 ① F9 1-3	0-0 ③ G3			4	0	0	0	1	0	6
Sid Bream, L (1, 3) OBP: 0.319, SLG: 0.423	0-0 BB 1-3 2-H 1B		0-0 ① 4-3	S S S 0-3 ① K		I I I 4-0 SH 2B IBB		x 0-0 ① F7		4	1	1	1	1	1	0
Mike Brown, R (1, 9) OBP: 0.343, SLG: 0.450	B B B B 4-0 1-2 BB		0-0 1B 2B	0-0 ② F8		0-0 SH 1-3 3-H 2B		0-0 ② F6		3	2	1	1	1	0	0
Tony Peña, R (1, 2) OBP: 0.285, SLG: 0.366	0-0 ② F2		0-0 1B 2-H 1B	0-0 ③ F9		0-0 BLK 2-H 3-H 2B		B B B B 4-0 BB		4	1	2	3	1	0	3
Jim Morrison, R (1, 5) OBP: 0.270, SLG: 0.329	0-0 ③ F3		0-0 1B 1-2 FC5-1 1B		0-0 ① F8	S S S 0-3 ② K		0-0 ③ F9		5	0	1	0	0	1	5
Sam Khalifa, R (1, 6) OBP: 0.302, SLG: 0.320		0-0 6-3 SH2-4 1B	0-0 FC5-1 1B 1-3 2-H 1B		B B B 4-0 PB BB	0-0 ③ F8 2-3				3	1	2	1	1	0	1
Rick Reuschel, R (1, 1) OBP: 0.193, SLG: 0.255		0-0 ① SH2-4 1-2	0-0 ② FC5-1 1B 1-2 3-H 1B		0-0 ② 6-3 1-2		0-0 ① F7			3	1	0	0	0	0	3
Inning Stats	R: 1 H: 2 E: 0 LOB: 3 K: 0 BB: 2 S: 5 P: 13	R: 0 H: 1 E: 0 LOB: 2 K: 0 BB: 1 S: 4 P: 8	R: 4 H: 6 E: 0 LOB: 2 K: 0 BB: 0 S: 9 P: 9	R: 0 H: 0 E: 0 LOB: 0 K: 1 BB: 0 S: 5 P: 5	R: 0 H: 0 E: 0 LOB: 1 K: 0 BB: 1 S: 3 P: 7	R: 3 H: 1 E: 1 LOB: 1 K: 1 BB: 2 S: 7 P: 15	R: 0 H: 0 E: 0 LOB: 1 K: 0 BB: 1 S: 3 P: 7	R: 0 H: 0 E: 0 LOB: 1 K: 0 BB: 1 S: 3 P: 7		1B: 8 SF: 0 2B: 2 SAC: 2 3B: 0 DP: 0 HR: 0 HBP: 0						

PITCHER		IP	WLS	BF	H	R	ER	SO	BB	IBB	HBP	BLK	WP	HR	S	P	ERA	WHIP
Bill Laskey, R ERA: 4.57	(1, 1)	2.2	L	20	9	5	5	0	3	0	0	0	0	0	17	29	16.88	4.500
Gary Lucas, L ERA: 3.23	(3, 1)	2.1		8	0	0	0	1	1	0	0	0	0	0	9	13	0.00	0.429
Bert Roberge, R ERA: 3.44	(6, 1)	2.0		11	1	3	3	1	2	1	0	1	0	0	10	22	13.50	1.500
Jack O'Connor, L ERA: 4.87	(8, 1)	1.0		4	0	0	0	0	1	0	0	0	0	0	3	7	0.00	1.000

PITCHER	IP	WLS	BF	H	R	ER	SO	BB	IBB	HBP	BLK	WP	HR	S	P	ERA	WHIP

BOTTOM

Montreal Expos @ Pittsburgh Pirates

Three Rivers Stadium, Pittsburgh, PA

Wed Sep 25 1985, 7:05 PM EDT

Att. 2,648 - Unknown

livebaseballscorecards.com

AB	33
R	8
H	10
RBI	8
BB	8
SO	2
LOB	21

Batter	1	2	3	4	5	6	7	8	9	AB	R	H	RBI	BB	SO	LOB
Vince Coleman, S (1, 7) OBP: 0.322, SLG: 0.338	4-3		5-3			F7		F7		4	0	0	0	0	0	2
Willie McGee, S (1, 8) OBP: 0.387, SLG: 0.511	K		5-3			F8			F8	4	0	0	0	0	1	1
Tom Herr, S (1, 4) OBP: 0.388, SLG: 0.424	BB			FC6-4 1B		F9			BB	2	0	1	0	2	0	0
Darrell Porter, L (1, 2) OBP: 0.328, SLG: 0.400	G3			F9			F9		F8	4	0	0	0	0	0	3
Andy Van Slyke, L (1, 9) OBP: 0.339, SLG: 0.440		4-3 S F9 1B		F7			F8		BB 1-2	3	0	1	0	1	0	1
Terry Pendleton, S (1, 5) OBP: 0.284, SLG: 0.304		4-3 1-3		FC6-4 1-2f			F7		K	4	0	0	0	0	1	4
Mike Jorgensen, L (1, 3) OBP: 0.370, SLG: 0.257		F9 3-H			L3			F8		3	0	0	0	0	0	1
Ozzie Smith, S (1, 6) OBP: 0.353, SLG: 0.353			S 1B		6-3			S 1B		3	0	2	0	0	0	0
Joaquin Andujar, S (1, 1) OBP: 0.155, SLG: 0.130			B1-3 1-2		5-3			F8 1-2		2	0	0	0	0	0	1
Steve Braun, L (8, PH) OBP: 0.333, SLG: 0.355										1	0	0	0	0	0	1
Todd Worrell, R (8, 1)										0	0	0	0	0	0	0

TOP

St. Louis Cardinals @ Montreal Expos

Olympic Stadium, Montreal, QB

Sat Sep 28 1985, 3:33 AM EDT

Unknown

livebaseballscorecards.com

AB	30
R	0
H	4
RBI	0
BB	3
SO	2
LOB	14

Inning Stats	1	2	3	4	5	6	7	8	9					
	R: 0 E: 0 K: 1 S: 5	H: 0 LOB: 1 BB: 1 P: 9	R: 0 E: 0 K: 0 S: 3	H: 1 LOB: 0 BB: 0 P: 3	R: 0 E: 0 K: 0 S: 4	H: 1 LOB: 1 BB: 0 P: 4	R: 0 E: 0 K: 0 S: 4	H: 1 LOB: 1 BB: 0 P: 4	R: 0 E: 0 K: 0 S: 3	H: 0 LOB: 0 BB: 0 P: 3	R: 0 E: 0 K: 0 S: 3	H: 0 LOB: 0 BB: 0 P: 3	R: 0 E: 0 K: 0 S: 3	H: 0 LOB: 0 BB: 0 P: 3	R: 0 E: 0 K: 0 S: 4	H: 1 LOB: 0 BB: 0 P: 4	R: 0 E: 0 K: 1 S: 5	H: 0 LOB: 2 BB: 2 P: 13

1B: 4	SF: 0	WP: 0	PA: 33
2B: 0	SAC: 0	PB: 0	
3B: 0	DP: 0	SB: 3	
HR: 0	HBP: 0	CS: 0	

PITCHER		IP	WLS	BF	H	R	ER	SO	BB	IBB	HBP	BLK	WP	HR	S	P	ERA	WHIP
Bill Gullickson, R ERA: 3.44	(1, 1)	8.0	W	28	4	0	0	1	1	0	0	0	0	0	29	33	0.00	0.625
Jeff Reardon, R ERA: 3.06	(9, 1)	1.0	S	5	0	0	0	1	2	0	0	0	0	0	5	13	0.00	2.000

PITCHER		IP	WLS	BF	H	R	ER	SO	BB	IBB	HBP	BLK	WP	HR	S	P	ERA	WHIP

Batter	1	2	3	4	5	6	7	8	9	AB	R	H	RBI	BB	SO	LOB
Tim Raines, S (1, 7) OBP: 0.399, SLG: 0.458	F8		K			K		3B		4	0	1	0	0	2	0
Vance Law, R (1, 4) OBP: 0.361, SLG: 0.398	K		K			F8		BB		3	0	0	0	1	2	0
Andre Dawson, R (1, 9) OBP: 0.294, SLG: 0.440	F9			5-3		HR		F9		4	1	1	1	0	0	2
Hubie Brooks, R (1, 6) OBP: 0.307, SLG: 0.404		6-3		5-3		K				3	0	0	0	0	1	0
Terry Francona, L (1, 3) OBP: 0.305, SLG: 0.353		F8		1B			6-3			3	0	1	0	0	0	0
Tim Wallach, R (1, 5) OBP: 0.310, SLG: 0.452		BB E 1B S		F9			5-3			2	1	0	0	1	0	1
Mitch Webster, S (1, 8) OBP: 0.327, SLG: 0.478		1-H S 1B		BB CS			F8			2	0	1	1	1	0	0
Sal Butera, R (1, 2) OBP: 0.294, SLG: 0.301		1-2 5-3		1-2 K				F8		3	0	0	0	0	1	2
Bill Gullickson, R (1, 1) OBP: 0.194, SLG: 0.258			F6	F8				F9		2	0	0	0	0	0	0
Razor Shines, S (8, PH) OBP: 0.204, SLG: 0.133										1	0	0	0	0	0	0
Jeff Reardon, R (9, 1) OBP: 0.286, SLG: 0.286										0	0	0	0	0	0	0
Inning Stats	R: 0 E: 0 K: 1 S: 5 H: 0 LOB: 0 BB: 0 P: 5	R: 1 E: 0 K: 0 S: 4 H: 1 LOB: 1 BB: 1 P: 8	R: 0 E: 0 K: 2 S: 7 H: 0 LOB: 0 BB: 0 P: 7	R: 0 E: 0 K: 0 S: 4 H: 1 LOB: 1 BB: 0 P: 4		R: 1 E: 0 K: 2 S: 8 H: 1 LOB: 0 BB: 0 P: 8	R: 0 E: 0 K: 0 S: 3 H: 0 LOB: 0 BB: 0 P: 3	R: 0 E: 0 K: 0 S: 4 H: 1 LOB: 2 BB: 1 P: 8		1B: 2 2B: 1 3B: 1 HR: 1 SF: 0 SAC: 0 DP: 1 HBP: 0					

PITCHER	IP	WLS	BF	H	R	ER	SO	BB	IBB	HBP	BLK	WP	HR	S	P	ERA	WHIP
Joaquin Andujar, R (1, 1) ERA: 3.27	7.0	L	25	3	2	2	6	2	0	0	0	0	1	35	43	2.57	0.714
Todd Worrell, R (8, 1) ERA: 3.0	1.0		5	1	0	0	0	1	0	0	0	0	0	4	8	0.00	2.000

PITCHER	IP	WLS	BF	H	R	ER	SO	BB	IBB	HBP	BLK	WP	HR	S	P	ERA	WHIP

BOTTOM

St. Louis Cardinals @ Montreal Expos

Olympic Stadium, Montreal, QB

Sat Sep 28 1985, 3:33 AM EDT

Unknown

livebaseballscorecards.com

AB	27
R	2
H	4
RBI	2
BB	3
SO	6
LOB	5

WP: 0	PA: 30		
PB: 0			
SB: 2			
CS: 1			

Batter	1	2	3	4	5	6	7	8	9	10	11	AB	R	H	RBI	BB	SO	LOB
Vince Coleman, S (1, 7) OBP: 0.321, SLG: 0.336	BBB 4-0 S S SF7 BB		SSS 0-3 ② K		x 0-0 ① FC6-4 S 1-2f 2-3 3-H			x 0-0 ① SH3-4 1-2		x 0-0 ① FC4-6 S 1B 1-2f	x 0-0 ② L6	4	1	0	1	1	1	5
Willie McGee, S (1, 8) OBP: 0.388, SLG: 0.509	SSS 0-3 ① K 1-2		BBB 4-0 FC4-6 BB		x 0-0 ② 7-2 1-2 3-Hf			x 0-0 ② 4-3 2-3		x 0-0 S 1B 1-2	4-0 IBB	4	0	1	0	2	1	5
Tom Herr, S (1, 4) OBP: 0.386, SLG: 0.421	x 0-0 ② SF7 2-H		x 0-0 ③ FC4-6 1-2f			x 0-0 ① F7		4-0 IBB		SSS 0-3 ② K 1-2 2-3	x 0-0 ③ F7	4	0	0	1	1	1	6
Cesar Cedeno, R (1, 3) OBP: 0.345, SLG: 0.434 Todd Worrell, R (10, 1)	x 0-0 ③ F9			x 0-0 ① 5-3		SSS 0-3 ② K		x 0-0 ③ B2		x 0-0 ③ F2		5 0	0 0	0 0	0 0	1 0	4 0	
Andy Van Slyke, L (1, 9) OBP: 0.335, SLG: 0.435 (10, 3)		x 0-0 ① F7		x 0-0 ② 3-1		x 0-0 ③ F9			SSS 0-3 ① K		x 0-0 ① F6	5	0	0	0	0	1	0
Terry Pendleton, S (1, 5) OBP: 0.287, SLG: 0.305		BBBB 4-0 BB		x 0-0 ③ 4-3			SSS 0-3 ① K		x 0-0 FC3-6 1B		BBBB 4-0 E S 1B BB	3	1	1	0	2	1	0
Darrell Porter, L (1, 2) OBP: 0.330, SLG: 0.400		x 0-0 ② F9			x 0-0 1B FC6-4 1B		x 0-0 ② F8		x 0-0 ② FC3-6 1-2f		x 0-0 1B 1-H 2B 1B	5	2	2	1	0	0	2
Ozzie Smith, S (1, 6) OBP: 0.353, SLG: 0.353		x 0-0 ③ F8			x 0-0 FC6-4 1-3 7-2 1B		x 0-0 ③ F9		SSS 0-3 ③ K		x 0-0 2B 1-2 1B	5	0	2	0	0	1	2
Bob Forsch, R (7, 1) OBP: 0.429, SLG: 0.381 Steve Braun, L (5, PH) OBP: 0.250, SLG: 0.250 Tom Lawless, R (5, PR) OBP: 0.294, SLG: 0.294 Pat Perry, L (6, 1) OBP: 0.000, SLG: 0.000 Mike Jorgensen, L (4, PH) OBP: 0.250, SLG: 0.250 Ivan De Jesus, R (8, PR) OBP: 0.250, SLG: 0.313 Ken Dayley, L (8, 1) OBP: 0.000, SLG: 0.400 Jeff Lahti, R (9, 1) OBP: 0.429, SLG: 0.429 Curt Ford, L (12, PH) OBP: 0.636, SLG: 0.625 (10, 3) Tito Landrum, R (11, 3) OBP: 0.286, SLG: 0.429			x 0-0 ① 5-3		BBBB 4-0 FC6-4 BB		BBBB 4-0 4-3 SH3-4 BB		BBBB 4-0 FC4-6 BB	x 0-0 1-3 2-H 2B	1 0 0 0 0 0 0 0 0 0 0 1 0 0 0 0 0 0 0 0 0 0 0 0 0 0 0 0 0 0 0 0 1 0 0 0 0 0 0 0 0 0 0 0 0 0 0 0 0 0 0 0 0 0 0 0 1 0 1 1 1 0 0 0 0 0 0 0 0 0							
Inning Stats	R: 1 E: 0 K: 1 S: 5 H: 0 LOB: 0 BB: 1 P: 9	R: 0 E: 0 K: 0 S: 3 H: 0 LOB: 1 BB: 1 P: 7	R: 0 E: 0 K: 1 S: 5 H: 0 LOB: 1 BB: 1 P: 9	R: 0 E: 0 K: 0 S: 3 H: 0 LOB: 0 BB: 0 P: 3	R: 1 E: 0 K: 0 S: 4 H: 2 LOB: 2 BB: 1 P: 8	R: 0 E: 0 K: 1 S: 5 H: 0 LOB: 0 BB: 0 P: 5	R: 0 E: 0 K: 1 S: 5 H: 0 LOB: 0 BB: 0 P: 5	R: 0 E: 0 K: 0 S: 3 H: 0 LOB: 2 BB: 2 P: 11	R: 0 E: 0 K: 2 S: 8 H: 1 LOB: 1 BB: 0 P: 8	R: 0 E: 0 K: 1 S: 6 H: 1 LOB: 2 BB: 1 P: 10	R: 2 E: 0 K: 0 S: 6 H: 3 LOB: 3 BB: 2 P: 14	1B: 6 2B: 2 3B: 0 HR: 0	SF: 1 SAC: 1 DP: 1 HBP: 0					

PITCHER		IP	WLS	BF	H	R	ER	SO	BB	IBB	HBP	BLK	WP	HR	S	P	ERA	WHIP
Floyd Youmans, R ERA: 2.54	(1, 1)	7.0		26	2	2	2	4	4	0	0	0	0	0	30	46	2.57	0.857
Tim Burke, R ERA: 2.4	(8, 1)	3.0		14	2	0	0	3	2	1	0	0	0	0	17	29	0.00	1.333
Jeff Reardon, R ERA: 3.28	(11, 1)	0.1	L	5	3	2	2	0	1	0	0	0	0	0	4	8	54.00	12.000
Gary Lucas, L ERA: 3.2	(11, 1)	0.2		3	0	0	0	0	0	1	0	0	0	0	2	6	0.00	0.000

PITCHER	IP	WLS	BF	H	R	ER	SO	BB	IBB	HBP	BLK	WP	HR	S	P	ERA	WHIP

TOP

St. Louis Cardinals @ Montreal Expos

Olympic Stadium, Montreal, QB

Sat Sep 28 1985, 3:38 AM EDT

Att. 15,512 - Unknown

livebaseballscorecards.com

AB	37
R	4
H	7
RBI	4
BB	9
SO	7
LOB	24

WP: 0 PB: 0 SB: 6 CS: 0

PA: 48

St. Louis Cardinals @ Montreal Expos

Olympic Stadium, Montreal, QB

Sat Sep 28 1985, 3:38 AM EDT

Att. 15,512 - Unknown

livebaseballscorecards.com

BOTTOM

Batter	1	2	3	4	5	6	7	8	9	10	11	AB	R	H	RBI	BB	SO	LOB
Tim Raines, S (1, 7) OBP: 0.399, SLG: 0.459	F7		WP, 1B, 2B		F6			SH1-4, 1B		G4-6-3, 1-2f		5	1	2	0	0	0	1
Vance Law, R (1, 4) OBP: 0.362, SLG: 0.399	F4		1B, 2-H, 1B		F8			SH1-4, 1-2			1B, 1B	4	0	2	1	0	0	0
Terry Francona, L (1, 9) OBP: 0.303, SLG: 0.350	1-3		G4-6-3, 1-2, 1B			5-3		5-3			F5	5	0	1	0	0	0	2
Hubie Brooks, R (1, 6) OBP: 0.308, SLG: 0.404		1B, 1B	G4-6-3, 1-2f			F9		F7			G5-4-3, 1-2, 1B	5	0	2	0	0	0	3
Tim Wallach, R (1, 5) OBP: 0.309, SLG: 0.450		1B, 1-3, 1B		L5		F7			6-3		G5-4-3, 1-2f	5	1	1	0	0	0	2
Andres Galarraga, R (1, 3) OBP: 0.275, SLG: 0.354		WP, CS, 2-H, 1B		K			K		K			4	0	1	1	0	3	0
Herm Winningham, L (1, 8) OBP: 0.304, SLG: 0.326		CS, 2-3, BB		1B			G3		F9			3	0	1	0	1	0	0
Mike O'Berry, R (1, 2) OBP: 0.348, SLG: 0.211 Jim Wohlford, R (7, PH) OBP: 0.286, SLG: 0.265 Al Newman, S (7, PR) OBP: 0.222, SLG: 0.200 Sal Butera, R (8, 2) OBP: 0.294, SLG: 0.301 Scot Thompson, L (10, PH) OBP: 0.262, SLG: 0.270 Ned Yost, R (11, 2)		K, 1-3, 3-H		5-3			BB			K		2 0 0 0 1 0	0 0 0 0 0 0	0 0 0 0 0 0	0 1 0 0 0 0	0 0 0 0 1 0	1 0 0 0 0 0	3 0 0 0 0 0
Floyd Youmans, R (1, 1) OBP: 0.190, SLG: 0.056 Mitch Webster, S (7, PH) OBP: 0.375, SLG: 0.476 Tim Burke, R (8, 1) OBP: 0.182, SLG: 0.100 Andre Dawson, R (10, PH) OBP: 0.295, SLG: 0.441 Jeff Reardon, R (11, 1) OBP: 0.286, SLG: 0.286 Gary Lucas, L (11, 1)			K		K		F9			G4-6-3, 1B		2 1 0 1 0 0	0 0 0 0 0 0	0 0 0 1 0 0	0 0 0 0 0 0	0 0 0 0 0 0	2 1 0 0 0 0	0 1 0 0 0 0
Inning Stats	R: 0 E: 0 K: 0 S: 3 H: 0 LOB: 0 BB: 0 P: 3	R: 1 E: 0 K: 1 S: 6 H: 3 LOB: 1 BB: 1 P: 10	R: 1 E: 0 K: 1 S: 7 H: 3 LOB: 1 BB: 0 P: 7	R: 0 E: 0 K: 1 S: 6 H: 1 LOB: 1 BB: 0 P: 6	R: 0 E: 0 K: 1 S: 5 H: 0 LOB: 0 BB: 0 P: 5	R: 0 E: 0 K: 0 S: 3 H: 0 LOB: 0 BB: 0 P: 3	R: 0 E: 0 K: 1 S: 5 H: 0 LOB: 1 BB: 1 P: 9	R: 0 E: 0 K: 0 S: 4 H: 1 LOB: 1 BB: 0 P: 4	R: 0 E: 0 K: 1 S: 5 H: 0 LOB: 0 BB: 0 P: 5	R: 0 E: 0 K: 1 S: 5 H: 1 LOB: 0 BB: 0 P: 5	R: 0 E: 0 K: 0 S: 4 H: 2 LOB: 1 BB: 0 P: 4	1B: 10 2B: 1 3B: 0 HR: 0 SF: 0 SAC: 1 DP: 3 HBP: 0			WP: 2 PB: 0 SB: 0 CS: 2	PA: 41		

PITCHER		IP	WLS	BF	H	R	ER	SO	BB	IBB	HBP	BLK	WP	HR	S	P	ERA	WHIP
Bob Forsch, R ERA: 4.01	(1, 1)	4.0		17	7	2	2	3	1	0	0	0	2	0	22	26	4.50	2.000
Pat Perry, L ERA:	(5, 1)	3.0		10	0	0	0	2	1	0	0	0	0	0	13	17	0.00	0.333
Ken Dayley, L ERA: 2.43	(8, 1)	0.2		3	1	0	0	0	0	0	0	0	0	0	3	3	0.00	1.500
Jeff Lahti, R ERA: 1.76	(8, 1)	1.1		4	0	0	0	1	0	0	0	0	0	0	6	6	0.00	0.000
Todd Worrell, R ERA: 2.7	(10, 1)	2.0	W	7	3	0	0	1	0	0	0	0	0	0	9	9	0.00	1.500

PITCHER		IP	WLS	BF	H	R	ER	SO	BB	IBB	HBP	BLK	WP	HR	S	P	ERA	WHIP

AB	38
R	2
H	11
RBI	2
BB	2
SO	7
LOB	12

St. Louis Cardinals @ Montreal Expos

Olympic Stadium, Montreal, QB

Sun Sep 29 1985, 3:33 AM EDT

Att. 20,577 - Unknown

TOP

livebaseballscorecards.com

Batter	1	2	3	4	5	6	7	8	9	AB	R	H	RBI	BB	SO	LOB
Vince Coleman, S (1, 7) OBP: 0.319, SLG: 0.334	6-3		F4			5-3	L6			4	0	0	0	0	0	1
Willie McGee, S (1, 8) OBP: 0.387, SLG: 0.508	1-4-3			FC5 S 1B		E5 E HR		4-3		4	1	1	0	0	0	0
Tom Herr, S (1, 4) OBP: 0.385, SLG: 0.425	F8			F7		1-H HR		E1 WP		4	1	1	2	0	0	1
Cesar Cedeno, R (1, 3) OBP: 0.341, SLG: 0.428		L5		FC5 S 1-3		F7		F9 1-2		4	0	0	0	0	0	2
Tito Landrum, R (1, 9) OBP: 0.352, SLG: 0.429 Andy Van Slyke, L (8, PH) OBP: 0.335, SLG: 0.435 Ivan De Jesus, R (8, PH) OBP: 0.278, SLG: 0.309 Curt Ford, L (8, 9) OBP: 0.636, SLG: 0.625		5-3		K 1-2		K		K		3 0 1 0	0 0 0 0	0 0 0 0	0 0 0 0	0 0 1 0	2 0 0 0	1 0 1 0
Terry Pendleton, S (1, 5) OBP: 0.286, SLG: 0.306		5-3			K		1B 2B		F5	4	1	1	0	0	1	0
Ozzie Smith, S (1, 6) OBP: 0.354, SLG: 0.360			5-3		HR		S SF7 1B 2-H		G3	4	2	2	2	0	0	0
Tom Nieto, R (1, 2) OBP: 0.299, SLG: 0.282 Steve Braun, L (9, PH) OBP: 0.338, SLG: 0.349			F8		K		F2		5-3	3 1	0 0	0 0	0 0	0 0	1 0	1 0
Ricky Horton, L (1, 1) OBP: 0.222, SLG: 0.067 Bill Campbell, R (6, 1) OBP: 0.556, SLG: 0.333 Brian Harper, R (7, PH) OBP: 0.283, SLG: 0.340 Ken Dayley, L (7, 1) OBP: 0.400, SLG: 0.400 Jeff Lahti, R (7, 1)			BB		K		SF7 1-H			1 0 0 0 0	0 0 0 0 0	0 0 0 0 0	0 0 1 0 0	1 0 0 0 0	1 0 0 0 0	0 0 0 0 0
Inning Stats	R: 0 E: 0 K: 0 S: 3 H: 0 LOB: 0 BB: 0 P: 3	R: 0 E: 0 K: 0 S: 3 H: 0 LOB: 0 BB: 0 P: 3	R: 0 E: 0 K: 0 S: 3 H: 0 LOB: 1 BB: 1 P: 7	R: 0 E: 0 K: 1 S: 6 H: 1 LOB: 1 BB: 0 P: 6	R: 1 E: 0 K: 3 S: 10 H: 1 LOB: 0 BB: 0 P: 10	R: 2 E: 2 K: 1 S: 7 H: 1 LOB: 0 BB: 0 P: 7	R: 2 E: 0 K: 0 S: 5 H: 2 LOB: 0 BB: 0 P: 5	R: 0 E: 1 K: 1 S: 6 H: 0 LOB: 1 BB: 0 P: 6	R: 0 E: 0 K: 0 S: 3 H: 0 LOB: 0 BB: 0 P: 3	1B: 2 2B: 1 3B: 0 HR: 2 SF: 1 SAC: 0 DP: 0 HBP: 0						

AB	33
R	5
H	5
RBI	5
BB	1
SO	6
LOB	7

WP: 1 PB: 0 SB: 4 CS: 0 PA: 35

PITCHER		IP	WLS	BF	H	R	ER	SO	BB	IBB	HBP	BLK	WP	HR	S	P	ERA	WHIP
Dan Schatzeder, L ERA: 3.9	(1, 1)	6.0		24	4	4	3	5	1	0	0	0	0	2	33	37	4.50	0.833
Gary Lucas, L ERA: 3.29	(7, 1)	1.0	W	4	1	1	1	0	0	0	0	0	0	0	4	4	9.00	1.000
Tim Burke, R ERA: 2.38	(8, 1)	0.2		3	0	0	0	0	0	0	0	0	1	0	3	3	0.00	0.000
Jack O'Connor, L ERA: 4.79	(8, 1)	0.1		1	0	0	0	1	0	0	0	0	0	0	3	3	0.00	0.000
Jeff Reardon, R ERA: 3.24	(9, 1)	1.0	S	3	0	0	0	0	0	0	0	0	0	0	3	3	0.00	0.000

PITCHER	IP	WLS	BF	H	R	ER	SO	BB	IBB	HBP	BLK	WP	HR	S	P	ERA	WHIP

BOTTOM

St. Louis Cardinals @ Montreal Expos

Olympic Stadium, Montreal, QB

Sun Sep 29 1985, 3:33 AM EDT

Att. 20,577 - Unknown

Batter	1	2	3	4	5	6	7	8	9	AB	R	H	RBI	BB	SO	LOB
Tim Raines, S (1, 7) OBP: 0.399, SLG: 0.456	1-3	L1			1-3		BB	IBB		3	1	0	0	2	0	1
Vance Law, R (1, 4) OBP: 0.362, SLG: 0.401	2B		K2-3		5-3		E5	K		5	1	2	0	0	2	2
Andre Dawson, R (1, 9) OBP: 0.298, SLG: 0.444	BB		K			HR	3B	IBB		2	2	1	0	2	1	0
Hubie Brooks, R (1, 6) OBP: 0.307, SLG: 0.407	K		L5			5-3	3B			4	0	1	2	0	1	3
Tim Wallach, R (1, 5) OBP: 0.311, SLG: 0.455	F8			6-3		HR	BB			3	1	1	2	1	0	2
Andres Galarraga, R (1, 3) OBP: 0.273, SLG: 0.333		BB		K		K	FC5-4			3	1	0	0	1	2	2
Mitch Webster, S (1, 8) OBP: 0.333, SLG: 0.503		FC6-2		HR		5-3		SH1-3-4		4	1	3	2	0	0	0
Mike O'Berry, R (1, 2) OBP: 0.320, SLG: 0.190		FC6-2		F8			5-3	SH1-3-4		2	0	0	0	0	0	1
Fred Manrique, R (7, PH) OBP: 0.400, SLG: 0.800										1	0	0	0	0	0	0
Sal Butera, R (8, 2) OBP: 0.294, SLG: 0.301										0	0	0	0	0	0	0
Dan Schatzeder, L (1, 1) OBP: 0.233, SLG: 0.448		SH1			G3		F6	F7		1	0	0	0	0	0	0
Gary Lucas, L (7, 1)										0	0	0	0	0	0	0
Jim Wohlford, R (7, PH) OBP: 0.284, SLG: 0.263										1	0	0	0	0	0	0
Tim Burke, R (8, 1) OBP: 0.182, SLG: 0.100										0	0	0	0	0	0	0
Jack O'Connor, L (8, 1)										0	0	0	0	0	0	0
Razor Shines, S (8, PH) OBP: 0.200, SLG: 0.130										1	0	0	0	0	0	1
Jeff Reardon, R (9, 1) OBP: 0.286, SLG: 0.286										0	0	0	0	0	0	0
Inning Stats	R: 0 E: 0 K: 1 S: 6 / H: 1 LOB: 2 BB: 1 P: 10	R: 1 E: 0 K: 0 S: 4 / H: 1 LOB: 1 BB: 1 P: 8	R: 0 E: 0 K: 2 S: 7 / H: 0 LOB: 0 BB: 0 P: 7	R: 1 E: 0 K: 1 S: 6 / H: 1 LOB: 0 BB: 0 P: 6	R: 0 E: 0 K: 0 S: 3 / H: 0 LOB: 0 BB: 0 P: 3	R: 2 E: 0 K: 1 S: 7 / H: 2 LOB: 0 BB: 0 P: 7	R: 3 E: 1 K: 0 S: 5 / H: 2 LOB: 2 BB: 3 P: 17	R: 0 E: 0 K: 1 S: 6 / H: 1 LOB: 2 BB: 1 P: 10		1B: 2 2B: 3 3B: 1 HR: 2	SF: 0 SAC: 2 DP: 0 HBP: 0					

	AB	30
	R	7
	H	8
	RBI	6
	BB	6
	SO	6
	LOB	12

WP: 0 PB: 0 SB: 1 CS: 0 PA: 38

livebaseballscorecards.com

PITCHER		IP	WLS	BF	H	R	ER	SO	BB	IBB	HBP	BLK	WP	HR	S	P	ERA	WHIP
Ricky Horton, L ERA: 2.99	(1, 1)	5.1		22	4	3	3	4	2	0	0	0	0	1	28	36	5.06	1.125
Bill Campbell, R ERA: 3.38	(6, 1)	0.2		3	1	1	1	1	0	0	0	0	0	1	5	5	13.50	1.500
Ken Dayley, L ERA: 2.69	(7, 1)	0.2	L	4	1	2	2	0	1	0	0	0	0	0	3	7	27.00	3.000
Jeff Lahti, R ERA: 1.85	(7, 1)	1.1		9	2	1	1	1	1	2	0	0	0	0	8	20	6.75	2.250

PITCHER	IP	WLS	BF	H	R	ER	SO	BB	IBB	HBP	BLK	WP	HR	S	P	ERA	WHIP

Batter	1	2	3	4	5	6	7	8	9	AB	R	H	RBI	BB	SO	LOB
Jeff Stone, L (1, 7) OBP: 0.307, SLG: 0.333	S S S 0-3 ① K		S S S 0-3 ③ K		x 0-0 ③ G3			x 0-0 ① F7		4	0	0	0	0	2	1
Juan Samuel, R (1, 4) OBP: 0.291, SLG: 0.429	x 0-0 ② F9			B B B B 4-0 1B 1B BB		x 0-0 CS 2B		x 0-0 ② F9		3	1	1	0	1	0	0
Von Hayes, L (1, 8) OBP: 0.339, SLG: 0.410	S S S 0-3 ③ K			x 0-0 1B 1-3 1B		x 0-0 ① 4-3		x 0-0 ③ F2		4	0	1	0	0	1	1
Mike Schmidt, R (1, 3) OBP: 0.371, SLG: 0.530		B B B B 4-0 G4-6-3 BB		S S S 0-3 ① K		B B B 4-0 ② 2-3 BB			x 0-0 ① 6-3	2	0	0	0	2	1	2
Glenn Wilson, R (1, 9) OBP: 0.313, SLG: 0.428		x 0-0 ① ② G4-6-3 1-2f		x 0-0 ② 1-3 3-H 1B		S S S 0-3 ③ K			S S S 0-3 ② K	4	0	1	1	0	2	2
Ozzie Virgil, R (1, 2) OBP: 0.326, SLG: 0.431		B B B B 4-0 FC6-4 BB		x 0-0 ③ 5-3			S S S 0-3 ① K		x 0-0 1B	3	0	1	0	1	1	1
Tom Foley, L (1, 6) OBP: 0.277, SLG: 0.306		x 0-0 ③ FC6-4 1-2f			B B B 4-0 SH2-3 BB		x 0-0 FC5-4 1B		x 0-0 ③ 1-3	3	0	1	0	1	0	2
Rick Schu, R (1, 5) OBP: 0.313, SLG: 0.367			x 0-0 ① 4-3		S S S 0-3 ① K		x 0-0 ② FC5-4 1-2f			3	0	0	0	0	1	2
Kevin Gross, R (1, 1) OBP: 0.175, SLG: 0.230			x 0-0 ② 5-3		x 0-0 ② SH2-3 1-2		x 0-0 ③ 5-3			2	0	0	0	0	0	1
Inning Stats	R: 0 H: 0 E: 0 LOB: 0 K: 2 BB: 0 S: 7 P: 7	R: 0 H: 0 E: 0 LOB: 1 K: 0 BB: 2 S: 2 P: 10	R: 0 H: 0 E: 0 LOB: 0 K: 1 BB: 0 S: 5 P: 5	R: 1 H: 2 E: 0 LOB: 1 K: 1 BB: 1 S: 6 P: 10	R: 0 H: 0 E: 0 LOB: 1 K: 1 BB: 1 S: 5 P: 9	R: 0 H: 1 E: 0 LOB: 1 K: 1 BB: 1 S: 5 P: 9	R: 0 H: 1 E: 0 LOB: 1 K: 1 BB: 0 S: 6 P: 6	R: 0 H: 0 E: 0 LOB: 0 K: 0 BB: 0 S: 3 P: 3	R: 0 H: 1 E: 0 LOB: 1 K: 1 BB: 0 S: 6 P: 6	1B: 4 SF: 0 2B: 1 SAC: 1 3B: 0 DP: 1 HR: 0 HBP: 0						WP: 0 PA: 34 PB: 0 SB: 0 CS: 1	

TOP

Philadelphia Phillies @ Montreal Expos

Olympic Stadium, Montreal, QB

Wed Oct 02 1985, 7:05 PM EDT

Unknown

livebaseballscorecards.com

AB	28
R	1
H	5
RBI	1
BB	5
SO	8
LOB	12

PITCHER		IP	WLS	BF	H	R	ER	SO	BB	IBB	HBP	BLK	WP	HR	S	P	ERA	WHIP
Bryn Smith, R ERA: 2.91	(1, 1)	7.0	W	27	4	1	1	7	5	0	0	0	0	0	36	56	1.29	1.286
Jeff Reardon, R ERA: 3.16	(8, 1)	2.0	S	7	1	0	0	1	0	0	0	0	0	0	9	9	0.00	0.500

PITCHER	IP	WLS	BF	H	R	ER	SO	BB	IBB	HBP	BLK	WP	HR	S	P	ERA	WHIP

Batter	1	2	3	4	5	6	7	8	9	AB	R	H	RBI	BB	SO	LOB
Tim Raines, S (1, 7) OBP: 0.402, SLG: 0.461	x 0-0 S G3 1B	BBB 4-0 S BB			SSS 0-3 ① K			x 0-0 SF9 3B		3	2	2	0	1	1	0
Vance Law, R (1, 4) OBP: 0.363, SLG: 0.400	BBB 4-0 4-3 G3 1B 1-3 BB	x 0-0 ③ 6-3 1-2			x 0-0 ② F9			BBB 4-0 6-3 BB		2	1	0	0	2	0	1
Mitch Webster, S (1, 8) (8, 9) OBP: 0.327, SLG: 0.492	x 0-0 ① G3 1-2 3-H		x 0-0 ① F7		x 0-0 ③ 5-3			x 0-0 ① 6-3 1-2		4	0	0	1	0	0	3
Hubie Brooks, R (1, 6) OBP: 0.307, SLG: 0.405	x 0-0 ② 4-3 2-3		BBB 4-0 FC1-3-6 BB			SSS 0-3 ① K		x 0-0 ② SF9 3-H		2	0	0	1	1	1	1
Tim Wallach, R (1, 5) OBP: 0.312, SLG: 0.454	x 0-0 1B 3-H 1B		x 0-0 ② FC1-3-6 1-2f			x 0-0 ② F8		4-0 FC6-4 IBB		3	0	1	1	1	0	1
Andres Galarraga, R (1, 3) OBP: 0.271, SLG: 0.327	x 0-0 FC6-4 1-2 1B		SSS 0-3 ③ K			x 0-0 ③ 1-3		x 0-0 ③ FC6-4 1-2f		4	0	1	0	0	1	3
Scot Thompson, L (1, 9) OBP: 0.247, SLG: 0.264 Herm Winningham, L (8, 8) OBP: 0.304, SLG: 0.326	x 0-0 ③ FC6-4 1-2f			x 0-0 ① 4-3			x 0-0 ① 6-3			3 0	0 0	0 0	0 0	0 0	0 0	2 0
Sal Butera, R (1, 2) OBP: 0.287, SLG: 0.293		x 0-0 ① F6		SSS 0-3 ② K			x 0-0 ② F9			3	0	0	0	0	1	0
Bryn Smith, R (1, 1) OBP: 0.227, SLG: 0.250 Razor Shines, S (7, PH) OBP: 0.196, SLG: 0.128 Jeff Reardon, R (8, 1) OBP: 0.286, SLG: 0.286		SSS 0-3 ② K		x 0-0 ③ F9			x 0-0 ③ 5-3			2 1 0	0 0 0	0 0 0	0 0 0	0 0 0	1 0 0	0 0 0
Inning Stats	R: 2 H: 3 E: 0 LOB: 2 K: 0 BB: 1 S: 6 P: 10	R: 0 H: 0 E: 0 LOB: 1 K: 1 BB: 1 S: 5 P: 9	R: 0 H: 0 E: 0 LOB: 1 K: 1 BB: 1 S: 5 P: 9	R: 0 H: 0 E: 0 LOB: 0 K: 1 BB: 0 S: 5 P: 5	R: 0 H: 0 E: 0 LOB: 0 K: 1 BB: 0 S: 5 P: 5	R: 0 H: 0 E: 0 LOB: 0 K: 1 BB: 0 S: 5 P: 5	R: 0 H: 0 E: 0 LOB: 0 K: 0 BB: 0 S: 3 P: 3	R: 1 H: 1 E: 0 LOB: 2 K: 0 BB: 2 S: 4 P: 12		1B: 3 2B: 0 3B: 1 HR: 0	SF: 1 SAC: 0 DP: 0 HBP: 0					

PITCHER	IP	WLS	BF	H	R	ER	SO	BB	IBB	HBP	BLK	WP	HR	S	P	ERA	WHIP
Kevin Gross, R (1, 1) ERA: 3.57	8.0	L	33	4	3	3	5	4	1	0	0	0	0	38	58	3.38	1.000

PITCHER	IP	WLS	BF	H	R	ER	SO	BB	IBB	HBP	BLK	WP	HR	S	P	ERA	WHIP

BOTTOM

Philadelphia Phillies @ Montreal Expos

Olympic Stadium, Montreal, QB

Wed Oct 02 1985, 7:05 PM EDT

Unknown

livebaseballscorecards.com

AB	27
R	3
H	4
RBI	3
BB	5
SO	5
LOB	11

WP: 0 PA: 33
PB: 0
SB: 3
CS: 0

Philadelphia Phillies @ Montreal Expos

Olympic Stadium, Montreal, QB

Wed Oct 02 1985, 7:05 PM EDT

Att. 10,178 - Unknown

TOP

livebaseballscorecards.com

Batter	1	2	3	4	5	6	7	8	9	AB	R	H	RBI	BB	SO	LOB
Von Hayes, L (1, 7) OBP: 0.338, SLG: 0.408	0-0 S WP SF8 1B	0-0 4-3		0-3 K		0-0 G3			0-3 K	5	1	1	0	0	2	4
Rick Schu, R (1, 5) OBP: 0.314, SLG: 0.368	4-0 S 1-2 BB	0-0 L5	0-0 G3				0-0 WP 2B		0-3 K	4	1	1	0	1	1	0
Juan Samuel, R (1, 4) OBP: 0.291, SLG: 0.428	0-3 K 1-2 2-3	0-0 S 1B	0-0 F8				0-0 L3			4	0	1	0	0	1	3
Mike Schmidt, R (1, 3) OBP: 0.372, SLG: 0.528	4-0 FC5-4 BB	0-0 F5 1-2	4-0 BB				0-0 F8 2-H			2	0	0	0	2	0	1
Glenn Wilson, R (1, 9) OBP: 0.311, SLG: 0.425	0-0 SF8 3-H	0-0 6-3	0-0 5-3				0-0 4-3			3	0	0	1	0	0	2
Garry Maddox, R (1, 8) OBP: 0.296, SLG: 0.359	0-0 FC5-4 1-2f			0-3 K		4-0 FC4-6 BB FC1-6-5 BB		0-0 CS 1B		3	1	1	0	1	1	2
Darren Daulton, L (1, 2) OBP: 0.291, SLG: 0.341		0-3 K		4-0 BB		4-0 FC4-6 1-2 BB		0-3 K 1-2		2	0	0	0	2	2	1
Steve Jeltz, S (1, 6) OBP: 0.286, SLG: 0.223		0-3 K		4-0 FC1-5 1-2 BB		0-0 FC4-6 FC1-6-5 1-2f 2-3		0-3 K		3	0	0	0	1	2	2
Charles Hudson, S (1, 1) OBP: 0.169, SLG: 0.140		0-0 1B		0-0 FC1-5 1-2f		0-0 FC1-6-5 1-2 3-H			0-3 K	4	0	1	1	0	1	3

	AB	30
	R	3
	H	5
	RBI	2
	BB	7
	SO	10
	LOB	18

Inning Stats																				
	R: 1	H: 1	R: 0	H: 1	R: 0	H: 1	R: 0	H: 0	R: 0	H: 0	R: 1	H: 0	R: 1	H: 1	R: 0	H: 1	R: 0	H: 0	1B: 4	SF: 1	WP: 3	PA: 38
	E: 0	LOB: 2	E: 0	LOB: 1	E: 0	LOB: 1	E: 0	LOB: 2	E: 0	LOB: 1	E: 0	LOB: 1	E: 0	LOB: 0	E: 0	LOB: 0	E: 0	LOB: 0	2B: 2	SAC: 0	PB: 0	
	K: 1	BB: 2	K: 2	BB: 0	K: 0	BB: 0	K: 2	BB: 2	K: 0	BB: 1	K: 0	BB: 2	K: 0	BB: 0	K: 2	BB: 0	K: 3	BB: 0	3B: 0	DP: 1	SB: 3	
	S: 6	P: 14	S: 8	P: 8	S: 4	P: 4	S: 7	P: 15	S: 3	P: 7	S: 3	P: 11	S: 4	P: 4	S: 7	P: 7	S: 9	P: 9	HR: 0	HBP: 0	CS: 1	

PITCHER		IP	WLS	BF	H	R	ER	SO	BB	IBB	HBP	BLK	WP	HR	S	P	ERA	WHIP
David Palmer, R ERA: 3.71	(1, 1)	6.0	L	28	3	2	2	5	7	0	0	0	1	0	31	59	3.00	1.667
Tim Burke, R ERA: 2.42	(7, 1)	2.0		7	2	1	1	2	0	0	0	0	1	0	11	11	4.50	1.000
Jack O'Connor, L ERA: 4.57	(9, 1)	1.0		3	0	0	0	3	0	0	0	0	0	0	9	9	0.00	0.000

PITCHER	IP	WLS	BF	H	R	ER	SO	BB	IBB	HBP	BLK	WP	HR	S	P	ERA	WHIP

BOTTOM

Philadelphia Phillies @ Montreal Expos

Olympic Stadium, Montreal, QB

Wed Oct 02 1985, 7:05 PM EDT

Att. 10,178 - Unknown

livebaseballscorecards.com

Batter	1	2	3	4	5	6	7	8	9	AB	R	H	RBI	BB	SO	LOB
Herm Winningham, L (1, 8) OBP: 0.301, SLG: 0.321	3-1		K			4-3	K 1-2			4	0	0	0	0	2	2
Vance Law, R (1, 5) OBP: 0.366, SLG: 0.401 (8, 4)	PB BB			CS 1B		1B		F8		3	0	2	0	1	0	0
Mitch Webster, S (1, 9) OBP: 0.323, SLG: 0.485	K 1-2			F6 1-2		K		F7		3	0	0	0	0	2	3
Tim Burke, R (7, 1) OBP: 0.182, SLG: 0.100										0	0	0	0	0	0	0
Razor Shines, S (8, PH) OBP: 0.192, SLG: 0.125										1	0	0	0	0	0	0
Jack O'Connor, L (9, 1)										0	0	0	0	0	0	0
Hubie Brooks, R (1, 6) OBP: 0.307, SLG: 0.404	K2-3			F9			2B 1B	5-3		4	1	1	0	0	1	1
Terry Francona, L (1, 7) OBP: 0.302, SLG: 0.353 (7, 9)		F8			F8		E 1-H 1B 2B		F7	4	1	1	1	0	0	0
Andres Galarraga, R (1, 3) OBP: 0.254, SLG: 0.305		F9			4-3		E3 1B 2-3		F8	4	0	0	0	0	0	1
Al Newman, S (1, 4) OBP: 0.241, SLG: 0.192		K			BB		K		1B	1	0	0	0	1	1	0
Tim Wallach, R (7, PH) OBP: 0.312, SLG: 0.454 (8, 5)										2	0	1	0	0	1	2
Fred Manrique, R (9, PR) OBP: 0.400, SLG: 0.800										0	0	0	0	0	0	0
Ned Yost, R (1, 2)			F6		K		K		F7	2	0	0	0	0	1	1
Scot Thompson, L (7, PH) OBP: 0.245, SLG: 0.262										1	0	0	0	0	1	2
Mike O'Berry, R (8, 2) OBP: 0.320, SLG: 0.190										0	0	0	0	0	0	0
Andre Dawson, R (9, PH) OBP: 0.298, SLG: 0.443										1	0	0	0	0	0	1
David Palmer, R (1, 1) OBP: 0.111, SLG: 0.139			K			6-3	S 1-3 3-H			1	0	0	0	0	1	0
Tim Raines, S (6, PH) OBP: 0.402, SLG: 0.461 (7, 7)										2	0	1	1	0	0	0
Inning Stats	R: 0 E: 0 K: 2 S: 7 H: 0 LOB: 1 BB: 1 P: 11	R: 0 E: 0 K: 1 S: 5 H: 0 LOB: 0 BB: 0 P: 5	R: 0 E: 0 K: 2 S: 7 H: 0 LOB: 0 BB: 0 P: 7	R: 0 E: 0 K: 0 S: 3 H: 1 LOB: 0 BB: 0 P: 3	R: 0 E: 0 K: 1 S: 5 H: 0 LOB: 1 BB: 1 P: 9	R: 0 E: 0 K: 1 S: 6 H: 1 LOB: 1 BB: 0 P: 6	R: 2 E: 1 K: 3 S: 13 H: 3 LOB: 2 BB: 0 P: 13	R: 0 E: 0 K: 0 S: 3 H: 0 LOB: 0 BB: 0 P: 3	R: 0 E: 0 K: 0 S: 4 H: 1 LOB: 1 BB: 0 P: 4	1B: 5 2B: 1 3B: 0 HR: 0	SF: 0 SAC: 0 DP: 0 HBP: 0			WP: 0 PB: 1 SB: 1 CS: 1	PA: 35			

PITCHER	IP	WLS	BF	H	R	ER	SO	BB	IBB	HBP	BLK	WP	HR	S	P	ERA	WHIP
Charles Hudson, R (1, 1) ERA: 3.78	9.0	W	35	6	2	1	10	2	0	0	0	0	0	53	61	1.00	0.889

PITCHER	IP	WLS	BF	H	R	ER	SO	BB	IBB	HBP	BLK	WP	HR	S	P	ERA	WHIP

AB	33
R	2
H	6
RBI	2
BB	2
SO	10
LOB	13

Batter	1	2	3	4	5	6	7	8	9	AB	R	H	RBI	BB	SO	LOB
Jeff Stone, L (1, 7) OBP: 0.309, SLG: 0.340 Garry Maddox, R (7, PH) OBP: 0.293, SLG: 0.356 (7, 8)	HBP 2B	F7	S 2B 1B		4-3		F8		4-3 1-2 2-3	4 2	1 0	2 0	0 0	0 0	0 0	1 2
Rick Schu, R (1, 5) OBP: 0.316, SLG: 0.374	1-3	HR 2B 1B 2B			BB			K	1-3	5	2	2	1	1	1	4
Juan Samuel, R (1, 4) OBP: 0.295, SLG: 0.429	HBP BB	HR HBP 1B			F7			G3 S 1B		3	1	2	1	1	0	1
Mike Schmidt, R (1, 3) OBP: 0.374, SLG: 0.533	1-2 2-3 HBP	HR 6-3			L5			G3 1-2 IBB		3	1	1	3	1	0	2
Von Hayes, L (1, 8) (7, 7) OBP: 0.337, SLG: 0.406	K	G3	3-1 1B		6-3			G3 1-2 2-3		5	0	1	0	0	1	5
Glenn Wilson, R (1, 9) OBP: 0.310, SLG: 0.423	G3	PB 1B 1B	F8		F7			K		5	1	1	0	0	1	6
Darren Daulton, L (1, 2) OBP: 0.296, SLG: 0.344		K	S E 1B 1B	3-1 1-2	4-3				4-3 WP 1B	5	1	2	1	0	1	1
Tom Foley, L (1, 6) OBP: 0.280, SLG: 0.305		4-3	E8 1-H 1B	FC6-4 IBB			K		K 1-2	4	1	1	1	1	2	1
Shane Rawley, R (1, 1) OBP: 0.200, SLG: 0.155 Kent Tekulve, R (6, 1) Tim Corcoran, L (9, PH) OBP: 0.308, SLG: 0.259 Steve Jeltz, S (9, PR) OBP: 0.286, SLG: 0.223 Don Carman, L (9, 1)		1B	K	FC6-4 1-2f			F4		4-3 IBB	3 1 0 0 0	0 0 0 0 0	1 0 0 0 0	0 0 0 0 0	0 0 1 0 0	1 0 0 0 0	2 0 0 0 0
Inning Stats	R: 0 E: 0 K: 1 S: 6 H: 1 LOB: 3 BB: 1 P: 11	R: 0 E: 0 K: 1 S: 6 H: 1 LOB: 1 BB: 0 P: 6	R: 8 E: 1 K: 1 S: 13 H: 8 LOB: 1 BB: 0 P: 14	R: 0 E: 0 K: 0 S: 4 H: 1 LOB: 2 BB: 1 P: 8	R: 0 E: 0 K: 0 S: 3 H: 0 LOB: 1 BB: 1 P: 7	R: 0 E: 0 K: 0 S: 3 H: 0 LOB: 0 BB: 0 P: 3	R: 0 E: 0 K: 1 S: 5 H: 0 LOB: 0 BB: 0 P: 5	R: 0 E: 0 K: 2 S: 8 H: 1 LOB: 2 BB: 1 P: 12	R: 0 E: 0 K: 1 S: 6 H: 1 LOB: 3 BB: 1 P: 10	1B: 9 2B: 3 3B: 0 HR: 1 SF: 0 SAC: 0 DP: 0 HBP: 2						

PITCHER		IP	WLS	BF	H	R	ER	SO	BB	IBB	HBP	BLK	WP	HR	S	P	ERA	WHIP
Bill Laskey, R ERA: 4.91	(1, 1)	2.2	L	19	8	7	7	3	1	0	2	0	0	1	22	28	23.62	3.375
Randy St. Claire, R ERA: 3.93	(3, 1)	1.1		8	3	1	1	0	0	1	0	0	0	0	7	11	6.75	2.250
Gary Lucas, L ERA: 3.19	(5, 1)	2.0		7	0	0	0	0	1	0	0	0	0	0	6	10	0.00	0.500
Jack O'Connor, L ERA: 4.24	(7, 1)	1.2		7	1	0	0	2	0	1	0	0	0	0	10	14	0.00	0.600
Tim Burke, R ERA: 2.39	(8, 1)	1.1		6	1	0	0	2	0	1	0	0	1	0	9	13	0.00	0.750

PITCHER	IP	WLS	BF	H	R	ER	SO	BB	IBB	HBP	BLK	WP	HR	S	P	ERA	WHIP

TOP

Philadelphia Phillies @ Montreal Expos

Olympic Stadium, Montreal, QB

Thu Oct 03 1985, 7:05 PM EDT

Att. 7,772 - Unknown

livebaseballscorecards.com

AB	40
R	8
H	13
RBI	7
BB	5
SO	7
LOB	25

WP: 1 PA: 47
PB: 1
SB: 3
CS: 0

BOTTOM

Philadelphia Phillies @ Montreal Expos

Olympic Stadium, Montreal, QB

Thu Oct 03 1985, 7:05 PM EDT

Att. 7,772 - Unknown

livebaseballscorecards.com

Batter	1	2	3	4	5	6	7	8	9	AB	R	H	RBI	BB	SO	LOB
Fred Manrique, R (1, 4) OBP: 0.500, SLG: 1.111	HR	BB			2B	K			K	4	2	2	1	1	2	0
Mitch Webster, S (1, 8) OBP: 0.333, SLG: 0.493	F9	1B			1B	S			1B	5	1	4	2	0	0	0
Andre Dawson, R (1, 9) OBP: 0.295, SLG: 0.439	K		F6		SF9	K			K	4	0	0	1	0	3	2
Hubie Brooks, R (1, 6) OBP: 0.307, SLG: 0.406	F4		L4		2B		L4-3		K	5	1	2	1	0	1	1
Tim Wallach, R (1, 5) OBP: 0.312, SLG: 0.453		1B	K		F7		L4-3			4	1	1	0	0	1	2
Andres Galarraga, R (1, 3) OBP: 0.254, SLG: 0.317 Tim Burke, R (8, 1) OBP: 0.182, SLG: 0.100		K		FC5	E5		4-3			4 0	0 0	1 0	0 0	0 0	1 0	2 0
Jim Wohlford, R (1, 7) OBP: 0.285, SLG: 0.273 Tim Raines, S (8, PH) OBP: 0.401, SLG: 0.460 (9, 7)		K	K		2B			6-3		3 1	0 0	1 0	1 0	0 0	2 0	2 0
Ned Yost, R (1, 2) OBP: 0.125, SLG: 0.125 Scot Thompson, L (8, PH) OBP: 0.243, SLG: 0.261 Mike O'Berry, R (9, 2) OBP: 0.320, SLG: 0.190		1B	5-3		F8			K		3 1 0	1 0 0	1 0 0	0 0 0	0 0 0	0 1 0	3 0 0
Bill Laskey, R (1, 1) OBP: 0.220, SLG: 0.135 Randy St. Claire, R (3, 1) OBP: 0.429, SLG: 0.200 Razor Shines, S (4, PH) OBP: 0.189, SLG: 0.122 Gary Lucas, L (5, 1) Herm Winningham, L (6, PH) OBP: 0.300, SLG: 0.320 Jack O'Connor, L (7, 1) Terry Francona, L (8, 3) OBP: 0.301, SLG: 0.351		1B	FC5			K		1-3		1 0 1 0 1 0 1	1 0 0 0 0 0 0	1 0 0 0 1 0 0	1 0 0 0 0 0 0	0 0 0 0 0 0 0	0 0 1 0 0 0 0	0 0 1 0 0 0 0
Inning Stats	R: 1 E: 0 K: 1 S: 6 H: 1 LOB: 0 BB: 0 P: 6	R: 3 E: 0 K: 2 S: 10 H: 4 LOB: 2 BB: 1 P: 14	R: 0 E: 0 K: 1 S: 5 H: 0 LOB: 0 BB: 0 P: 5	R: 0 E: 0 K: 1 S: 6 H: 1 LOB: 1 BB: 0 P: 6	R: 3 E: 1 K: 0 S: 8 H: 4 LOB: 2 BB: 0 P: 8	R: 0 E: 0 K: 3 S: 10 H: 1 LOB: 1 BB: 0 P: 10	R: 0 E: 0 K: 0 S: 3 H: 1 LOB: 0 BB: 0 P: 3	R: 0 E: 0 K: 1 S: 5 H: 0 LOB: 0 BB: 0 P: 5	R: 0 E: 0 K: 3 S: 10 H: 1 LOB: 1 BB: 0 P: 10	1B: 8 2B: 5 3B: 0 HR: 1	SF: 1 SAC: 0 DP: 1 HBP: 0			WP: 0 PB: 0 SB: 1 CS: 0	PA: 40		

PITCHER		IP	WLS	BF	H	R	ER	SO	BB	IBB	HBP	BLK	WP	HR	S	P	ERA	WHIP
Shane Rawley, L ERA: 3.31	(1, 1)	5.0	W	26	10	7	6	5	1	0	0	0	0	1	35	39	10.80	2.200
Kent Tekulve, R ERA: 3.67	(6, 1)	3.0		10	2	0	0	4	0	0	0	0	0	0	18	18	0.00	0.667
Don Carman, L ERA: 2.04	(9, 1)	1.0	S	4	1	0	0	3	0	0	0	0	0	0	10	10	0.00	1.000

PITCHER	IP	WLS	BF	H	R	ER	SO	BB	IBB	HBP	BLK	WP	HR	S	P	ERA	WHIP

AB	38
R	7
H	13
RBI	7
BB	1
SO	12
LOB	13

Batter	1	2	3	4	5	6	7	8	9	AB	R	H	RBI	BB	SO	LOB
Tim Raines, S (1, 7) OBP: 0.403, SLG: 0.472	F9		HR		HR		BB			3	2	2	3	1	0	0
Vance Law, R (1, 4) OBP: 0.367, SLG: 0.402	1B		WP 1B		4-3		G6-4-3			4	0	2	0	0	0	3
Andre Dawson, R (1, 9) OBP: 0.293, SLG: 0.436	K		F6		K			F9		4	0	0	0	0	2	2
Hubie Brooks, R (1, 6) OBP: 0.305, SLG: 0.403	F4		F7			3-1		4-3		4	0	0	0	0	0	2
Tim Wallach, R (1, 5) OBP: 0.312, SLG: 0.453		F8		1B 2B		F9		L6		4	1	1	0	0	0	0
Andres Galarraga, R (1, 3) OBP: 0.254, SLG: 0.313		F8		G5-4-3 1B		K			6-3	4	0	1	1	0	1	0
Mitch Webster, S (1, 8) OBP: 0.332, SLG: 0.488		K		G5-4-3			1B G3 1B		4-3	4	0	1	0	0	1	1
Sal Butera, R (1, 2) OBP: 0.290, SLG: 0.291			BB FC2-6	F2			G3		5-3	1	0	0	0	1	0	0
Herm Winningham, L (7, PH) OBP: 0.299, SLG: 0.319										1	0	0	0	0	0	1
Mike O'Berry, R (7, 2) OBP: 0.320, SLG: 0.190										0	0	0	0	0	0	0
Terry Francona, L (9, PH) OBP: 0.300, SLG: 0.350										1	0	0	0	0	0	0
Bill Gullickson, R (1, 1) OBP: 0.188, SLG: 0.250			FC2-6 HR		F9		BB			2	1	0	0	0	0	1
Scot Thompson, L (7, PH) OBP: 0.248, SLG: 0.266										1	0	1	0	0	0	0
Al Newman, S (7, PR) OBP: 0.241, SLG: 0.192										0	0	0	0	0	0	0
Jack O'Connor, L (7, 1)										0	0	0	0	0	0	0
Tim Burke, R (7, 1) OBP: 0.182, SLG: 0.100										0	0	0	0	0	0	0
Inning Stats	R: 0 E: 0 K: 1 S: 6 H: 1 LOB: 1 BB: 0 P: 6	R: 0 E: 0 K: 1 S: 5 H: 0 LOB: 0 BB: 0 P: 5	R: 2 E: 0 K: 0 S: 5 H: 2 LOB: 1 BB: 1 P: 9	R: 1 E: 0 K: 0 S: 4 H: 2 LOB: 0 BB: 0 P: 4	R: 1 E: 0 K: 1 S: 6 H: 1 LOB: 0 BB: 0 P: 6	R: 0 E: 0 K: 1 S: 5 H: 0 LOB: 0 BB: 0 P: 5	R: 0 E: 0 K: 0 S: 4 H: 2 LOB: 3 BB: 1 P: 8	R: 0 E: 0 K: 0 S: 3 H: 0 LOB: 0 BB: 0 P: 3	R: 0 E: 0 K: 0 S: 3 H: 0 LOB: 0 BB: 0 P: 3	1B: 5 2B: 1 3B: 0 HR: 2 SF: 0 SAC: 0 DP: 2 HBP: 0							

PITCHER		IP	WLS	BF	H	R	ER	SO	BB	IBB	HBP	BLK	WP	HR	S	P	ERA	WHIP
Sid Fernandez, L ERA: 2.8	(1, 1)	5.0	W	21	6	4	4	3	1	0	0	0	1	2	26	30	7.20	1.400
Terry Leach, R ERA: 3.02	(6, 1)	1.0		3	0	0	0	1	0	0	0	0	0	0	5	5	0.00	0.000
Roger McDowell, R ERA: 2.83	(7, 1)	3.0	S	11	2	0	0	0	1	0	0	0	0	0	10	14	0.00	1.000

PITCHER	IP	WLS	BF	H	R	ER	SO	BB	IBB	HBP	BLK	WP	HR	S	P	ERA	WHIP

Montreal Expos @ New York Mets

Shea Stadium, Flushing, NY

Fri Oct 04 1985, 7:05 PM EDT

Att. 30,910 - Unknown

TOP

AB	33
R	4
H	8
RBI	4
BB	2
SO	4
LOB	10

WP: 1	PB: 0	SB: 0	CS: 0	PA:	35	

livebaseballscorecards.com

Montreal Expos @ New York Mets

Shea Stadium, Flushing, NY

Fri Oct 04 1985, 7:05 PM EDT

Att. 30,910 - Unknown

BOTTOM

Batter	1	2	3	4	5	6	7	8	9	AB	R	H	RBI	BB	SO	LOB
Mookie Wilson, S (1, 8) OBP: 0.328, SLG: 0.423	BBBB 4-0 3B 1B BB	x 0-0 ①② G6-4-3 1-2f			x 0-0 E4 1B SH5-4 1-2 SF7	x 0-0 ③ 6-3		x 0-0 HR		4	3	1	1	1	0	2
Wally Backman, S (1, 4) OBP: 0.322, SLG: 0.347	x 0-0 1-2 3B 1B	x 0-0 ③ F8			x 0-0 ① SH5-4 1-2 2-3		SSS 0-3 ① K	x 0-0 ③ 5-3		4	1	1	0	0	1	0
Keith Hernandez, L (1, 3) OBP: 0.386, SLG: 0.432	x 0-0 1-H 2-H 1B 3B		x 0-0 G3-6-3 1B		4-0 E 1B IBB		x 0-0 BLK 1B 1B			3	2	3	2	1	0	0
Gary Carter, R (1, 2) OBP: 0.366, SLG: 0.491	SSS 0-3 ① K		x 0-0 ① F3		x 0-0 E 1-2 2-3 3-H 1B		BBBB 4-0 1B 1-2 SF8 BB			3	1	1	1	1	1	2
Darryl Strawberry, L (1, 9) OBP: 0.387, SLG: 0.549	x 0-0 1B 3-H 1B		x 0-0 ②③ G3-6-3 1-2f		x 0-0 ② SF7 3-H		x 0-0 1-3 2-H 1B			3	1	2	3	0	0	1
George Foster, R (1, 7) OBP: 0.331, SLG: 0.460	x 0-0 4-3 2-H 1B			x 0-0 ① F8	x 0-0 E6 1-2 2-3		x 0-0 ② SF8 3-H			3	0	1	2	0	0	2
Howard Johnson, S (1, 5) OBP: 0.303, SLG: 0.397	x 0-0 ② 4-3 1-2			x 0-0 ② F9	x 0-0 ③ F8		x 0-0 ③ F6			4	0	0	0	0	0	5
Rafael Santana, R (1, 6) OBP: 0.297, SLG: 0.305	x 0-0 ③ F7			x 0-0 ③ F3		x 0-0 ① F3		SSS 0-3 ① K		4	0	0	0	0	1	1
Sid Fernandez, L (1, 1) OBP: 0.212, SLG: 0.250		x 0-0 G6-4-3 1B			BBBB 4-0 SH5-4 E 1B BB	x 0-0 ② G3		SSS 0-3 ② K		1	0	1	0	0	0	0
Lenny Dykstra, L (5, PH) OBP: 0.343, SLG: 0.336										0	1	0	0	1	0	0
Terry Leach, R (6, 1) OBP: 0.231, SLG: 0.250										0	0	0	0	0	0	0
Danny Heep, L (6, PH) OBP: 0.339, SLG: 0.422										1	0	0	0	0	0	0
Roger McDowell, R (7, 1) OBP: 0.200, SLG: 0.211										1	0	0	0	0	1	0
Inning Stats	R: 4 E: 0 K: 1 S: 9 H: 4 LOB: 1 BB: 1 P: 13	R: 0 E: 0 K: 0 S: 3 H: 1 LOB: 0 BB: 0 P: 3	R: 0 E: 0 K: 0 S: 3 H: 1 LOB: 0 BB: 0 P: 3	R: 0 E: 0 K: 0 S: 3 H: 0 LOB: 0 BB: 0 P: 3	R: 2 E: 2 K: 0 S: 6 H: 1 LOB: 3 BB: 2 P: 14	R: 0 E: 0 K: 0 S: 3 H: 0 LOB: 0 BB: 0 P: 3	R: 2 E: 0 K: 1 S: 7 H: 2 LOB: 1 BB: 1 P: 11	R: 1 E: 0 K: 2 S: 8 H: 1 LOB: 0 BB: 0 P: 8		1B: 8 2B: 0 3B: 1 HR: 1 SF: 2 SAC: 1 DP: 2 HBP: 0						

livebaseballscorecards.com

AB	31
R	9
H	10
RBI	9
BB	4
SO	4
LOB	13

WP: 0 PB: 0 SB: 0 CS: 0 PA: 38

PITCHER		IP	WLS	BF	H	R	ER	SO	BB	IBB	HBP	BLK	WP	HR	S	P	ERA	WHIP
Bill Gullickson, R ERA: 3.52	(1, 1)	6.0	L	28	7	6	4	1	2	1	0	0	0	0	27	39	6.00	1.500
Jack O'Connor, L ERA: 4.94	(7, 1)	0.1		4	2	2	2	1	1	0	0	1	0	0	5	9	54.00	9.000
Tim Burke, R ERA: 2.43	(7, 1)	1.2		6	1	1	1	2	0	0	0	0	0	1	10	10	5.40	0.600

PITCHER	IP	WLS	BF	H	R	ER	SO	BB	IBB	HBP	BLK	WP	HR	S	P	ERA	WHIP

Batter	1	2	3	4	5	6	7	8	9	AB	R	H	RBI	BB	SO	LOB
Tim Raines, S (1, 7) OBP: 0.405, SLG: 0.475	HR SH1-3 1B	4-3			F9 1B 2B		L1		2-H 2B 1B	5	3	3	1	0	0	1
Vance Law, R (1, 4) OBP: 0.368, SLG: 0.405	SH1-3 1-2		6-3		F9 2-3			FC5-4 1B	1-H 2B 2B	4	1	2	1	0	0	1
Andre Dawson, R (1, 9) OBP: 0.296, SLG: 0.445	2-H HR		5-3		E S 3-H 1B			FC5-4 5-3 S 1-2f	1B 2-H 2B	5	1	3	4	0	0	1
Hubie Brooks, R (1, 6) OBP: 0.308, SLG: 0.410	FC4-6 1B		HR		F9 1-3			5-3 1-3	2-3 1B	5	1	3	1	0	0	2
Tim Wallach, R (1, 5) OBP: 0.310, SLG: 0.450	F8		5-3			F4		S S S K		4	0	0	0	0	1	2
Andres Galarraga, R (1, 3) OBP: 0.240, SLG: 0.296	FC4-6 1-2f			S S S K		4-3			E5 1B SF7	4	1	0	0	0	1	1
Mitch Webster, S (1, 8) OBP: 0.335, SLG: 0.488		SH2-4 1B		S S S K		F5			SH1-3 1-3 1B 1B	4	1	2	0	0	1	0
Sal Butera, R (1, 2) OBP: 0.281, SLG: 0.283		F4		F7			F6		SF7 3-H	3	0	0	1	0	0	1
Floyd Youmans, R (1, 1) OBP: 0.182, SLG: 0.053 Razor Shines, S (7, PH) OBP: 0.185, SLG: 0.120 Jeff Reardon, R (7, 1) OBP: 0.286, SLG: 0.286		SH2-4 1-2			S S S K		1-3		SH1-3 1-2	1 1 0	0 0 0	0 0 0	0 0 0	0 0 0	1 0 0	0 0 0
Inning Stats	R: 2 E: 0 K: 0 S: 6 H: 3 LOB: 1 BB: 0 P: 6	R: 0 E: 0 K: 0 S: 4 H: 1 LOB: 1 BB: 0 P: 4	R: 1 E: 0 K: 0 S: 4 H: 1 LOB: 0 BB: 0 P: 4	R: 0 E: 0 K: 2 S: 7 H: 0 LOB: 0 BB: 0 P: 7	R: 1 E: 0 K: 1 S: 7 H: 2 LOB: 1 BB: 0 P: 7	R: 0 E: 0 K: 0 S: 3 H: 0 LOB: 0 BB: 0 P: 3	R: 0 E: 0 K: 0 S: 3 H: 0 LOB: 0 BB: 0 P: 3	R: 0 E: 0 K: 1 S: 6 H: 1 LOB: 1 BB: 0 P: 6	R: 4 E: 1 K: 0 S: 8 H: 5 LOB: 2 BB: 0 P: 8	1B: 8 2B: 3 3B: 0 HR: 2	SF: 1 SAC: 3 DP: 0 HBP: 0						

PITCHER	IP	WLS	BF	H	R	ER	SO	BB	IBB	HBP	BLK	WP	HR	S	P	ERA	WHIP
Ron Darling, R (1, 1) ERA: 2.9	6.0	L	25	7	4	4	3	0	0	0	0	0	2	31	31	6.00	1.167
Terry Leach, R (7, 1) ERA: 2.91	2.0		7	1	0	0	1	0	0	0	0	0	0	9	9	0.00	0.500
Wes Gardner, R (9, 1) ERA: 5.25	1.0		8	5	4	0	0	0	0	0	0	0	0	8	8	0.00	5.000

PITCHER	IP	WLS	BF	H	R	ER	SO	BB	IBB	HBP	BLK	WP	HR	S	P	ERA	WHIP

TOP

Montreal Expos @ New York Mets

Shea Stadium, Flushing, NY

Sat Oct 05 1985, 3:33 AM EDT

Att. 45,404 - Unknown

livebaseballscorecards.com

AB	36
R	8
H	13
RBI	8
BB	0
SO	4
LOB	9

WP: 0 PB: 0 SB: 2 CS: 0 PA: 40

Montreal Expos @ New York Mets

Shea Stadium, Flushing, NY

Sat Oct 05 1985, 3:33 AM EDT

Att. 45,404 - Unknown

livebaseballscorecards.com

BOTTOM

Batter	1	2	3	4	5	6	7	8	9	AB	R	H	RBI	BB	SO	LOB
Mookie Wilson, S (1, 8) OBP: 0.329, SLG: 0.423	G5-4-3 1B		K 1B	K			4-3		2B 1B	5	1	2	0	0	2	4
Wally Backman, S (1, 4) OBP: 0.320, SLG: 0.344 Ron Gardenhire, R (8, 4) OBP: 0.326, SLG: 0.229	G5-4-3 1-2f		FC5-6-4 1B 1-2f	3-1			4-3		1-H 2B	4 1	0 0	0 1	0 1	0 0	0 0	5 0
Keith Hernandez, L (1, 3) OBP: 0.384, SLG: 0.430	K		FC6-4 1-2 1B		6-3		3-1		5-3	5	0	1	0	0	1	1
Gary Carter, R (1, 2) OBP: 0.365, SLG: 0.488 Ronn Reynolds, R (9, 2) OBP: 0.244, SLG: 0.275		F9	FC6-4 1-2f		G4-6-3 BB			4-3		3 0	0 0	0 0	0 0	1 0	0 0	2 0
Darryl Strawberry, L (1, 9) OBP: 0.390, SLG: 0.559		WP BB 1B	1B E 1B	G4-6-3 1-2f				HR		4	2	3	1	0	0	1
Danny Heep, L (1, 7) OBP: 0.341, SLG: 0.421		WP 1-2 BB	BB E 1-3 1B			E6 FC4-6		F5		3	0	1	0	1	0	0
Howard Johnson, S (1, 5) OBP: 0.300, SLG: 0.393		F6 1-2 2-3	E4 BB 1-2 3-H			FC4-6 1-2f		F8		4	0	0	1	0	0	4
Rafael Santana, R (1, 6) OBP: 0.295, SLG: 0.302		F6	F9			F9			K	4	0	0	0	0	1	5
Ron Darling, R (1, 1) OBP: 0.213, SLG: 0.224 Clint Hurdle, L (6, PH) OBP: 0.313, SLG: 0.354 Terry Leach, R (7, 1) OBP: 0.231, SLG: 0.250 Wes Gardner, R (9, 1) Rusty Staub, L (9, PH) OBP: 0.407, SLG: 0.409			FC5-6-4 BB	1-2 2-3 BB		F5			F6	0 1 0 0 1	0 0 0 0 0	0 0 0 0 0	0 0 0 0 0	2 0 0 0 0	0 0 0 0 0	0 1 0 0 0
Inning Stats	R: 0 E: 0 K: 1 S: 5 H: 1 LOB: 0 BB: 0 P: 5	R: 0 E: 0 K: 0 S: 4 H: 1 LOB: 2 BB: 1 P: 8	R: 0 E: 0 K: 1 S: 6 H: 1 LOB: 2 BB: 1 P: 10	R: 1 E: 1 K: 1 S: 8 H: 2 LOB: 3 BB: 1 P: 12	R: 0 E: 0 K: 0 S: 2 H: 0 LOB: 0 BB: 1 P: 6	R: 0 E: 1 K: 0 S: 4 H: 0 LOB: 1 BB: 0 P: 4	R: 0 E: 0 K: 0 S: 3 H: 0 LOB: 0 BB: 0 P: 3	R: 1 E: 0 K: 0 S: 4 H: 1 LOB: 0 BB: 0 P: 4	R: 1 E: 0 K: 1 S: 7 H: 2 LOB: 1 BB: 0 P: 7	1B: 6 2B: 1 3B: 0 HR: 1	SF: 0 SAC: 0 DP: 2 HBP: 0					

	AB	35
	R	3
	H	8
	RBI	3
	BB	4
	SO	4
	LOB	23

	WP: 1	PA: 39
	PB: 0	
	SB: 0	
	CS: 0	

PITCHER		IP	WLS	BF	H	R	ER	SO	BB	IBB	HBP	BLK	WP	HR	S	P	ERA	WHIP
Floyd Youmans, R ERA: 2.45	(1, 1)	6.0	W	27	5	1	1	3	4	0	0	0	1	0	29	45	1.50	1.500
Jeff Reardon, R ERA: 3.26	(7, 1)	3.0	S	12	3	2	2	1	0	0	0	0	0	1	14	14	6.00	1.000

PITCHER	IP	WLS	BF	H	R	ER	SO	BB	IBB	HBP	BLK	WP	HR	S	P	ERA	WHIP

Batter	1	2	3	4	5	6	7	8	9	AB	R	H	RBI	BB	SO	LOB
Fred Manrique, R (1, 5) (4, 6) OBP: 0.357, SLG: 0.769	5-3 ①		1-3 ② 1-2			K ①		F9 ③		4	0	0	0	0	1	1
Jim Wohlford, R (1, 7) OBP: 0.284, SLG: 0.272	K ②		5-3 ③			4-3 1B			K ①	4	0	1	0	0	2	1
Mitch Webster, S (1, 9) OBP: 0.333, SLG: 0.484	F4 ③			E S 1B 1B		4-3 ② 1-2			F2 ②	4	1	1	0	0	0	1
Hubie Brooks, R (1, 6) OBP: 0.310, SLG: 0.413		4-3 SF9 2B		1-H CS 1B		1-3 ③			BBBB 4-0 BB	2	1	2	1	0	0	0
Razor Shines, S (4, PR) OBP: 0.185, SLG: 0.120										0	0	0	0	0	0	0
Terry Francona, L (4, 5) OBP: 0.299, SLG: 0.349										1	0	0	0	0	0	1
Vance Law, R (8, 5) OBP: 0.369, SLG: 0.405										0	0	0	0	1	0	0
Andres Galarraga, R (1, 3) OBP: 0.228, SLG: 0.280		4-3 ① 2-3		G3 ① ② 1-2			F8 ①		6-3 ③	4	0	0	0	0	0	3
Herm Winningham, L (1, 8) OBP: 0.297, SLG: 0.317		SF9 ② 3-H		F9 ③			G3 ②			2	0	0	1	0	0	1
Al Newman, S (1, 4) OBP: 0.250, SLG: 0.207		CS 1B			F6 ①		F3 ③			3	0	1	0	0	0	0
Ned Yost, R (1, 2) OBP: 0.182, SLG: 0.182		CS ③ 1-2	FC1-6 1B		F8 ②			K ①		3	0	1	0	0	1	0
Dan Schatzeder, L (1, 1) OBP: 0.219, SLG: 0.419			FC1-6 ① 1-3 1-2f		6-3 ③			1-3 ②		2	0	0	0	0	0	1
Tim Burke, R (6, 1) OBP: 0.182, SLG: 0.100										0	0	0	0	0	0	0
Andre Dawson, R (8, PH) OBP: 0.295, SLG: 0.444										1	0	0	0	0	0	0
Jeff Reardon, R (8, 1) OBP: 0.286, SLG: 0.286										0	0	0	0	0	0	0
Inning Stats	R: 0 E: 0 K: 1 S: 5 H: 0 LOB: 0 BB: 0 P: 5	R: 1 E: 0 K: 0 S: 4 H: 2 LOB: 0 BB: 0 P: 4	R: 0 E: 0 K: 0 S: 4 H: 1 LOB: 1 BB: 0 P: 4	R: 1 E: 0 K: 0 S: 4 H: 2 LOB: 1 BB: 0 P: 4	R: 0 E: 0 K: 0 S: 3 H: 0 LOB: 0 BB: 0 P: 3	R: 0 E: 0 K: 1 S: 6 H: 1 LOB: 1 BB: 0 P: 6	R: 0 E: 0 K: 0 S: 3 H: 0 LOB: 0 BB: 0 P: 3	R: 0 E: 0 K: 1 S: 5 H: 0 LOB: 0 BB: 0 P: 5	R: 0 E: 0 K: 1 S: 5 H: 0 LOB: 1 BB: 1 P: 9	1B: 5 2B: 1 3B: 0 HR: 0	SF: 1 SAC: 0 DP: 0 HBP: 0					

TOP

Montreal Expos @ New York Mets

Shea Stadium, Flushing, NY

Sun Oct 06 1985, 3:33 AM EDT

Att. 31,890 - Unknown

livebaseballscorecards.com

AB	30
R	2
H	6
RBI	2
BB	1
SO	4
LOB	9

WP: 0 PB: 0 SB: 1 CS: 2 PA: 33

PITCHER		IP	WLS	BF	H	R	ER	SO	BB	IBB	HBP	BLK	WP	HR	S	P	ERA	WHIP
Bill Latham, L ERA: 3.97	(1, 1)	5.0	L	18	5	2	2	1	0	0	0	0	0	0	20	20	3.60	1.000
Randy Niemann, L ERA:	(6, 1)	2.0		7	1	0	0	1	0	0	0	0	0	0	9	9	0.00	0.500
Randy Myers, L ERA:	(8, 1)	2.0		7	0	0	0	2	1	0	0	0	0	0	10	14	0.00	0.500

PITCHER	IP	WLS	BF	H	R	ER	SO	BB	IBB	HBP	BLK	WP	HR	S	P	ERA	WHIP

Batter	1	2	3	4	5	6	7	8	9	AB	R	H	RBI	BB	SO	LOB
Lenny Dykstra, L (1, 8) OBP: 0.338, SLG: 0.331	1-3		K		FC4-6 1-2f			4-3		4	0	0	0	0	1	3
Tom Paciorek, R (1, 3) OBP: 0.309, SLG: 0.307	5-3 BB		FC5-4 1-2 2-H 1B		K			F8		3	0	1	1	1	1	1
John Christensen, R (1, 9) OBP: 0.303, SLG: 0.319	5-3 1-2f		L5		5-3 1-2			1B		4	0	1	0	0	0	4
Billy Beane, R (1, 7) OBP: 0.250, SLG: 0.375		F7	FC5-4 1-2f			K		K		4	0	0	0	0	2	3
Ray Knight, R (1, 5) OBP: 0.252, SLG: 0.328		1B		F8		5-3			F8	4	0	1	0	0	0	0
Ron Gardenhire, R (1, 6) OBP: 0.319, SLG: 0.282		F7		3B		F8			K	4	0	1	0	0	1	1
Ronn Reynolds, R (1, 2) OBP: 0.227, SLG: 0.256 Rusty Staub, L (9, PH) OBP: 0.400, SLG: 0.400	K		K			K	K		4-3	3 1	0 0	0 0	0 0	0 0	3 0	2 0
Larry Bowa, S (1, 4) OBP: 0.276, SLG: 0.304			SH 1B	5-3			K			3	1	1	0	0	1	1
Bill Latham, L (1, 1) OBP: 0.500, SLG: 0.333 Mookie Wilson, S (5, PH) OBP: 0.331, SLG: 0.424 Randy Niemann, L (6, 1) Darryl Strawberry, L (7, PH) OBP: 0.389, SLG: 0.557 Randy Myers, L (8, 1)			SH 1-2		FC4-6		K			0 1 0 1 0	0 0 0 0 0	0 1 0 0 0	0 0 0 0 0	0 0 0 0 0	0 0 0 1 0	0 0 0 0 0
Inning Stats	R: 0 E: 0 K: 0 S: 2 H: 0 LOB: 0 BB: 1 P: 6	R: 0 E: 0 K: 1 S: 6 H: 1 LOB: 1 BB: 0 P: 6	R: 1 E: 1 K: 1 S: 8 H: 2 LOB: 2 BB: 0 P: 8	R: 0 E: 0 K: 1 S: 6 H: 1 LOB: 1 BB: 0 P: 6	R: 0 E: 0 K: 1 S: 6 H: 1 LOB: 1 BB: 0 P: 6	R: 0 E: 0 K: 1 S: 5 H: 0 LOB: 0 BB: 0 P: 5	R: 0 E: 0 K: 3 S: 9 H: 0 LOB: 0 BB: 0 P: 9	R: 0 E: 0 K: 1 S: 6 H: 1 LOB: 1 BB: 0 P: 6	R: 0 E: 0 K: 1 S: 5 H: 0 LOB: 0 BB: 0 P: 5	1B: 5 2B: 1 3B: 1 HR: 0	SF: 0 SAC: 1 DP: 1 HBP: 0			WP: 0 PB: 0 SB: 1 CS: 0	PA: 34	

PITCHER		IP	WLS	BF	H	R	ER	SO	BB	IBB	HBP	BLK	WP	HR	S	P	ERA	WHIP
Dan Schatzeder, L ERA: 3.8	(1, 1)	5.0	W	21	5	1	1	4	1	0	0	0	0	0	28	32	1.80	1.200
Tim Burke, R ERA: 2.39	(6, 1)	2.0		6	0	0	0	4	0	0	0	0	0	0	14	14	0.00	0.000
Jeff Reardon, R ERA: 3.18	(8, 1)	2.0	S	7	1	0	0	2	0	0	0	0	0	0	11	11	0.00	0.500

PITCHER	IP	WLS	BF	H	R	ER	SO	BB	IBB	HBP	BLK	WP	HR	S	P	ERA	WHIP

BOTTOM

Montreal Expos @ New York Mets

Shea Stadium, Flushing, NY

Sun Oct 06 1985, 3:33 AM EDT

Att. 31,890 - Unknown

livebaseballscorecards.com

AB	32
R	1
H	6
RBI	1
BB	1
SO	10
LOB	15