

Montreal Expos - 1985

Batter	1	2	3	4	5	6	7	8	9	AB	R	H	RBI	BB	SO	LOB	TOP					
Tim Raines, S (1,7)	G3		F4			K		FC5-4		4	0	0	0	0	1	2	Montreal Expos @ Cincinnati Reds Riverfront Stadium, Cincinnati, OH Mon Apr 08 1985, 3:33 AM EST Att: 52,971 - Unknown					
Herm Winningham, L (1,8)	F4			5-3		BB				2	0	0	0	2	0							
Andre Dawson, R (1,9)	K			F7		K		F9		4	0	0	0	0	2	3						
Dan Driessen, L (1,3)		F7				K		CS	F4	4	0	1	0	0	1	1						
Hubie Brooks, R (1,6)		F7		5-3					K	4	1	1	0	0	1	1						
Vance Law, R (1,4)		4-3				FC6-5	1B	BB	F4	3	0	0	0	1	0	1						
Tim Wallach, R (1,5)			4-3			CS	FC6-5	1B		3	0	2	1	0	0	0						
Mike Fitzgerald, R (1,2)			K			FC6-5			F8	3	0	0	0	0	1	3						
Steve Rogers, R (1,1)			4-3			1-3			FC5-4	2	0	0	0	0	0	3						
Tim Burke, R (5,1)										0	0	0	0	0	0	0						
Miguel Dilone, S (8,PH)										0	0	0	0	1	0	0						
Bert Roberge, R (8,1)			2-3			2-3				0	0	0	0	0	0	0						
Inning Stats	R: 0 E: 0 K: 1 S: 5	H: 0 LOB: 0 BB: 0 P: 5	R: 0 E: 0 K: 0 S: 3	H: 0 LOB: 0 BB: 0 P: 3	R: 0 E: 0 K: 1 S: 6	H: 1 LOB: 1 BB: 0 P: 6	R: 0 E: 0 K: 0 S: 4	H: 1 LOB: 1 BB: 0 P: 4	R: 0 E: 0 K: 0 S: 3	H: 1 LOB: 1 BB: 1 P: 7	R: 0 E: 0 K: 3 S: 9	H: 0 LOB: 1 BB: 1 P: 13	R: 1 E: 0 K: 0 S: 4	H: 1 LOB: 0 BB: 0 P: 4	R: 0 E: 0 K: 0 S: 2	H: 0 LOB: 1 BB: 2 P: 10	R: 0 E: 0 K: 1 S: 5	H: 0 LOB: 0 BB: 0 P: 5	1B: 1 2B: 2 3B: 1 HR: 0	SF: 0 SAC: 0 DP: 0 HBP: 0	WP: 0 PB: 0 SB: 0 CS: 2	PA: 34
PITCHER	IP WLS BF H R ER SO BB IBB HBP BLK WP HR S P ERA WHIP																					
Mario Soto, R (1,1)	7.0 W 26 4 1 1 5 2 0 0 0 0 0 0 34 42 1.29 0.857																					
Carl Willis, R (8,1)	2.0 S 7 0 0 0 1 2 0 0 0 0 0 0 7 15 0.00 1.000																					

AB	29
R	1
H	4
RBI	1
BB	4
SO	6
LOB	14



Batter	1	2	3	4	5	6	7	8	9	AB	R	H	RBI	BB	SO	LOB	BOTTOM			
Eric Davis, R (1,8)	G3		K							3	2	1	0	1	1	1	Montreal Expos @ Cincinnati Reds Riverfront Stadium, Cincinnati, OH Mon Apr 08 1985, 3:33 AM EST Att: 52,971 - Unknown			
Pete Rose, S (1,3)			1-3							3	1	2	3	1	0	1				
Eddie Milner, L (7,FR)	1B									0	0	0	0	0	0	0				
Dave Parker, L (1,9)										3	0	2	1	1	0	0				
Cesar Cedeno, R (1,7)	G6-4-3									4	0	2	0	0	0	4				
Nick Esasky, R (1,5)		5-3								4	0	0	0	0	2	2				
Dave Concepcion, R (1,6)		F9								3	0	1	0	1	0	1				
Ron Oester, S (1,4)		G3								3	0	0	0	1	0	1				
Dann Bilardello, R (1,2)			K							4	0	1	0	0	2	2				
Mario Soto, R (1,1)										3	1	2	0	0	0	0				
Carl Willis, L (8,1)										1	0	0	0	0	0	2				
Inning Stats	R: 0 E: 0 K: 0 S: 3	H: 1 LOB: 1 BB: 1 P: 7	R: 0 E: 0 K: 0 S: 3	H: 0 LOB: 0 BB: 0 P: 3	R: 0 E: 0 K: 2 S: 8	H: 1 LOB: 1 BB: 0 P: 8	R: 0 E: 0 K: 0 S: 4	H: 2 LOB: 2 BB: 0 P: 4	R: 3 E: 0 K: 1 S: 8	H: 4 LOB: 0 BB: 0 P: 8	R: 0 E: 0 K: 1 S: 6	H: 1 LOB: 2 BB: 1 P: 10	R: 1 E: 0 K: 0 S: 3	H: 1 LOB: 1 BB: 2 P: 11	R: 0 E: 0 K: 1 S: 6	H: 1 LOB: 2 BB: 1 P: 10	1B: 8 2B: 3 3B: 0 HR: 0	SF: 0 SAC: 0 DP: 2 HBP: 0	WP: 0 PB: 0 SB: 3 CS: 1	PA: 37
PITCHER	IP WLS BF H R ER SO BB IBB HBP BLK WP HR S P ERA WHIP																			
Steve Rogers, R (1,1)	4.2 L 21 8 3 3 3 1 0 0 0 0 0 0 9 26 3.86 1.286																			
Tim Burke, R (5,1)	2.1 10 2 1 1 1 1 2 0 0 0 0 0 9 21 3.86 1.286																			
Bert Roberge, R (8,1)	1.0 5 1 0 0 1 1 0 0 0 0 0 0 6 10 0.00 2.000																			

AB	31
R	4
H	11
RBI	4
BB	5
SO	5
LOB	14



Batter	1	2	3	4	5	6	7	8	9	AB	R	H	RBI	BB	SO	LOB	TOP					
Tim Raines, S OBP: 0.375, SLG: 0.625										4	2	3	0	0	0	1						
Herm Winningham, L (1, 8)										4	0	0	0	0	1	3						
Andre Dawson, R OBP: 0.250, SLG: 0.250 Dan Schatzeder, L (8, 1) Jeff Reardon, R (9, 1)										4	1	2	0	0	1	1						
Dan Driessen, L OBP: 0.375, SLG: 0.429										3	0	1	0	1	0	2						
Hubie Brooks, R OBP: 0.375, SLG: 0.714										3	0	2	3	0	0	0						
Vance Law, R (1, 4)										3	1	0	0	1	0	3						
Tim Wallach, R OBP: 0.429, SLG: 0.571										4	0	1	0	0	0	1						
Mike Fitzgerald, R (1, 2)										3	0	0	0	1	1	2						
Bill Gullickson, R OBP: 0.333, SLG: 0.333 Roy Johnson, L (8, 9)										3	0	1	1	0	1	1						
Inning Stats	R: 1 E: 0 K: 0 S: 5	H: 3 LOB: 2 BB: 0 P: 5	R: 1 E: 0 K: 0 S: 4	H: 1 LOB: 1 BB: 1 P: 8	R: 0 E: 0 K: 1 S: 5	H: 0 LOB: 0 BB: 0 P: 5	R: 0 E: 1 K: 0 S: 3	H: 0 LOB: 0 BB: 0 P: 3	R: 0 E: 0 K: 0 S: 4	H: 1 LOB: 1 BB: 0 P: 4	R: 1 E: 0 K: 0 S: 4	H: 2 LOB: 0 BB: 0 P: 4	R: 0 E: 0 K: 1 S: 4	H: 0 LOB: 0 BB: 1 P: 8	R: 1 E: 0 K: 1 S: 7	H: 2 LOB: 2 BB: 1 P: 11	R: 0 E: 0 K: 1 S: 5	H: 1 LOB: 0 BB: 0 P: 5	1B: 9 2B: 1 3B: 1 HR: 0	SF: 1 SAC: 0 DP: 2 HBP: 0	WP: 0 PB: 0 CS: 2	PA: 37
PITCHER	IP	WLS	BF	H	R	ER	SO	BB	IBB	HBP	BLK	WP	HR	S	P	ERA	WHIP					
Jay Tibbs, R ERA: 4.5	6.0	L	24	7	3	3	1	1	0	0	0	0	0	25	29	4.50	1.333					
Tom Hume, R ERA: 4.5	2.0		9	2	1	1	2	1	1	0	0	0	0	11	19	4.50	1.500					
Ted Power, R ERA:	1.0		3	1	0	0	1	0	0	0	0	0	0	5	5	0.00	1.000					

Montreal Expos @ Cincinnati Reds
Riverfront Stadium, Cincinnati, OH
Wed Apr 10 1985, 3:33 AM EST
Att: 10,491 - Unknown

AB 32
R 4
H 10
RBI 4
BB 3
SO 4
LOB 14



Batter	1	2	3	4	5	6	7	8	9	AB	R	H	RBI	BB	SO	LOB	BOTTOM					
Eric Davis, R OBP: 0.250, SLG: 0.286										4	0	0	0	0	3	1						
Pete Rose, S OBP: 0.500, SLG: 0.571										4	0	1	1	0	0	0						
Dave Parker, L OBP: 0.500, SLG: 0.429										4	0	1	0	0	0	0						
Cesar Cedeno, R OBP: 0.429, SLG: 0.571										3	0	1	0	0	0	2						
Nick Esasky, R (1, 5)										3	0	0	0	0	0	1						
Dave Concepcion, R OBP: 0.429, SLG: 0.333										3	0	1	0	0	0	0						
Ron Oester, S (1, 4)										3	0	0	0	0	1	1						
Dann Bilardello, R OBP: 0.143, SLG: 0.143										3	0	0	0	0	2	0						
Jay Tibbs, R Wayne Krenchicki, L (6, PH) Tom Hume, R (7, 1) Ted Power, R (9, 1) Eddie Milner, L OBP: 1.000, SLG: 2.000										1	0	0	0	0	0	0						
Inning Stats	R: 0 E: 0 K: 1 S: 5	H: 0 LOB: 0 BB: 0 P: 5	R: 0 E: 0 K: 0 S: 4	H: 1 LOB: 1 BB: 0 P: 4	R: 0 E: 0 K: 2 S: 7	H: 0 LOB: 0 BB: 0 P: 7	R: 0 E: 0 K: 0 S: 3	H: 1 LOB: 0 BB: 0 P: 3	R: 0 E: 0 K: 0 S: 3	H: 0 LOB: 0 BB: 0 P: 3	R: 0 E: 0 K: 2 S: 7	H: 0 LOB: 1 BB: 0 P: 7	R: 0 E: 0 K: 0 S: 4	H: 2 LOB: 1 BB: 0 P: 4	R: 0 E: 0 K: 1 S: 5	H: 0 LOB: 0 BB: 0 P: 5	R: 1 E: 0 K: 1 S: 6	H: 1 LOB: 0 BB: 0 P: 6	1B: 4 2B: 2 3B: 0 HR: 0	SF: 0 SAC: 0 DP: 1 HBP: 0	WP: 1 PB: 0 CS: 1	PA: 31
PITCHER	IP	WLS	BF	H	R	ER	SO	BB	IBB	HBP	BLK	WP	HR	S	P	ERA	WHIP					
Bill Gullickson, R ERA:	7.0		23	4	0	0	5	0	0	0	1	0	0	33	33	0.00	0.571					
Dan Schatzeder, L ERA:	1.0		3	0	0	0	1	0	0	0	0	0	0	5	5	0.00	0.000					
Jeff Reardon, R ERA: 9.0	1.0		4	1	1	1	1	0	0	0	0	1	0	6	6	9.00	1.000					

Montreal Expos @ Cincinnati Reds
Riverfront Stadium, Cincinnati, OH
Wed Apr 10 1985, 3:33 AM EST
Att: 10,491 - Unknown

AB 30
R 1
H 5
RBI 1
BB 0
SO 7
LOB 5



Batter	1	2	3	4	5	6	7	8	9	AB	R	H	RBI	BB	SO	LOB	TOP				
Tim Raines, S OBP: 0.250, SLG: 0.417 (1, 7)	6-3		G3		L6		5-3			4	0	0	0	0	0	2					
Herm Winningham, L OBP: 0.333, SLG: 0.500 (1, 8)	4-3				HR		K			4	2	2	1	0	1	1					
Andre Dawson, R OBP: 0.167, SLG: 0.167 (1, 9)	6-3			F9	4-3			6-3		4	0	0	0	0	0	1					
Dan Driessen, L OBP: 0.333, SLG: 0.636 (1, 3)		3-1		HR	1-3			E4		4	1	1	2	0	0	0					
Hubie Brooks, R OBP: 0.250, SLG: 0.455 (1, 6)	F8			5-3		F9		4-3		4	0	0	0	0	0	1					
Vance Law, R OBP: 0.250, SLG: 0.100 (1, 4)	K			2B	1B	K		K		4	1	1	0	0	3	0					
Tim Wallach, R OBP: 0.455, SLG: 0.636 (1, 5)			SH1-3	1B	2B	5-3		K		4	1	2	1	0	1	0					
Mike Fitzgerald, R OBP: 0.300, SLG: 0.222 (1, 2)			SH1-3	1B				F4		3	0	2	1	0	0	0					
Bryn Smith, R Jeff Reardon, R (9, 1)			K	K		SH1-4				2	0	0	0	0	2	2					
										0	0	0	0	0	0	0					
Inning Stats	R: 0 E: 0 K: 0 S: 3	H: 0 LOB: 0 BB: 0 P: 3	R: 0 E: 0 K: 1 S: 5	H: 0 LOB: 0 BB: 0 P: 5	R: 0 E: 0 K: 1 S: 6	H: 1 LOB: 1 BB: 0 P: 6	R: 4 E: 0 K: 1 S: 10	H: 5 LOB: 1 BB: 0 P: 10	R: 1 E: 0 K: 0 S: 4	H: 1 LOB: 0 BB: 0 P: 4	R: 0 E: 0 K: 1 S: 5	H: 0 LOB: 0 BB: 0 P: 5	R: 0 E: 1 K: 0 S: 3	H: 0 LOB: 0 BB: 0 P: 3	R: 0 E: 0 K: 2 S: 7	H: 0 LOB: 0 BB: 0 P: 7	1B: 5 2B: 1 3B: 0 HR: 2	SF: 0 SAC: 2 DP: 0 HBP: 0	WP: 0 PB: 0 SB: 1 CS: 1	PA: 35	
PITCHER	IP	WLS	BF	H	R	ER	SO	BB	IBB	HBP	BLK	WP	HR	S	P	ERA	WHIP				
Dennis Eckersley, R ERA: 7.5 (1, 1)	6.0	L	25	7	5	5	4	0	0	0	0	0	2	33	33	7.50	1.167				
Ray Fontenot, L ERA: (7, 1)	2.0		7	1	0	0	1	0	0	0	0	0	0	9	9	0.00	0.500				
Lary Sorensen, R ERA: (9, 1)	1.0		3	0	0	0	2	0	0	0	0	0	0	7	7	0.00	0.000				

Montreal Expos @ Chicago Cubs
Wrigley Field, Chicago, IL
Fri Apr 12 1985, 3:33 AM CST
Att: 14,337 - Unknown

AB	33
R	5
H	8
RBI	5
BB	0
SO	7
LOB	7



Batter	1	2	3	4	5	6	7	8	9	AB	R	H	RBI	BB	SO	LOB	BOTTOM					
Bob Dernier, R OBP: 0.250, SLG: 0.182 (1, 8)	F5		F3			F4			F7	4	0	0	0	0	0	0						
23 Ryne Sandberg, R (1, 4)	G3			F8		F8			F9	4	0	0	0	0	0	0						
Gary Matthews, R OBP: 0.417, SLG: 0.333 (1, 7)	6-3			F4		F7			K	4	0	0	0	0	1	0						
Leon Durham, L OBP: 0.455, SLG: 0.455 (1, 3)				3-1		6-3				3	0	1	0	0	0	0						
Keith Moreland, R OBP: 0.455, SLG: 0.667 (1, 9)		K			5-3	6-3				3	0	0	0	0	1	1						
Ron Cey, R OBP: 0.182, SLG: 0.455 (1, 5)		5-3			K				4-3	3	0	1	0	0	1	1						
Jody Davis, R OBP: 0.091, SLG: 0.091 (1, 2)		K			F8				F8	3	0	0	0	0	1	2						
Shawon Dunston, R OBP: 0.200, SLG: 0.400 (1, 6)			G3			SF7	3B		4-3	3	1	1	0	0	0	1						
Dennis Eckersley, R (1, 1)										1	0	0	0	0	0	0						
Thad Bosley, L (6, PH)										0	0	0	1	0	0	0						
Ray Fontenot, L (7, 1)										0	0	0	0	0	0	0						
Richie Hebner, L (8, PH)										1	0	0	0	0	0	1						
Lary Sorensen, R (9, 1)										0	0	0	0	0	0	0						
Inning Stats	R: 0 E: 0 K: 0 S: 3	H: 0 LOB: 0 BB: 0 P: 3	R: 0 E: 0 K: 2 S: 8	H: 1 LOB: 1 BB: 0 P: 8	R: 0 E: 0 K: 0 S: 3	H: 0 LOB: 0 BB: 0 P: 3	R: 0 E: 0 K: 0 S: 3	H: 0 LOB: 0 BB: 0 P: 3	R: 0 E: 0 K: 1 S: 5	H: 0 LOB: 0 BB: 0 P: 5	R: 1 E: 0 K: 0 S: 4	H: 1 LOB: 0 BB: 0 P: 4	R: 0 E: 0 K: 0 S: 3	H: 0 LOB: 0 BB: 0 P: 3	R: 0 E: 0 K: 0 S: 4	H: 1 LOB: 1 BB: 0 P: 4	R: 0 E: 0 K: 1 S: 5	H: 0 LOB: 0 BB: 0 P: 5	1B: 2 2B: 0 3B: 1 HR: 0	SF: 1 SAC: 0 DP: 0 HBP: 0	WP: 0 PB: 0 SB: 0 CS: 0	PA: 30
PITCHER	IP	WLS	BF	H	R	ER	SO	BB	IBB	HBP	BLK	WP	HR	S	P	ERA	WHIP					
Bryn Smith, R ERA: 1.13 (1, 1)	8.0	W	27	3	1	1	3	0	0	0	0	0	0	5	5	0.00	0.000					
Jeff Reardon, R ERA: 4.5 (9, 1)	1.0		3	0	0	0	1	0	0	0	0	0	0	5	5	0.00	0.000					

Montreal Expos @ Chicago Cubs
Wrigley Field, Chicago, IL
Fri Apr 12 1985, 3:33 AM CST
Att: 14,337 - Unknown

AB	29
R	1
H	3
RBI	1
BB	0
SO	4
LOB	6




Batter	1	2	3	4	5	6	7	8	9	AB	R	H	RBI	BB	SO	LOB	TOP	
Tim Raines, S OBP: 0.235, SLG: 0.313 (1, 7)	4-0 BB		0-0 4-3		0-0 G1-4-3		0-3 K		0-0 L6	4	0	0	0	1	1	6		
Herm Winningham, L OBP: 0.235, SLG: 0.333 (1, 8)	0-0 6-3		0-3 K			0-0 F8		0-3 K	0-0 5-3	5	0	0	0	0	2	3		
Andre Dawson, R Roy Johnson, L OBP: 0.188, SLG: 0.250 (8, 9)	0-0 4-3			0-0 2-3 2B		0-0 6-3		0-0 5-3		4	0	1	0	0	0	0		
Dan Driessen, L OBP: 0.375, SLG: 0.800 (1, 3)		0-0 HR		0-0 3-1		0-3 K		0-0 1B		4	1	2	1	0	1	1		
Hubie Brooks, R Dan Schatzeder, L OBP: 0.250, SLG: 0.467 (8, 1)		0-3 K		0-0 2-3			0-0 1B G5-4-3 2B	0-0 1-3		4	1	1	0	0	1	2		
Vance Law, R OBP: 0.250, SLG: 0.143 (1, 4)		0-0 6-3		0-3 K			0-0 1B G5-4-3		0-3 K	4	0	1	0	0	2	1		
Tim Wallach, R OBP: 0.533, SLG: 0.867 (1, 5)		0-0 3B			0-0 1B		0-0 G5-4-3 1B		0-0 1B 2B	4	1	3	0	0	0	1	AB 36	
Mike Fitzgerald, R Razor Shines, S OBP: 0.308, SLG: 0.250 (9, PH)		0-0 F8			0-0 F9		0-0 BB 1B		0-0 1B 1B	3	0	1	0	0	0	2	R 3	
Steve Rogers, R Terry Francona, L OBP: 1.000, SLG: 1.000 (5, PH)			0-0 5-3				4-0 BB		0-0 1B	1	0	0	0	0	0	0	H 12	
Lee Smith, R ERA: 3.86 (9, 1)										1B: 7	SF: 0	2B: 4	SAC: 0	3B: 1	DP: 3	HR: 1	RBI 2	
Inning Stats	R: 0 E: 0 K: 0 S: 2	H: 0 LOB: 0 BB: 1 P: 6	R: 1 E: 0 K: 1 S: 7	H: 2 LOB: 1 BB: 0 P: 7	R: 0 E: 0 K: 1 S: 5	H: 0 LOB: 0 BB: 0 P: 5	R: 0 E: 0 K: 1 S: 6	H: 1 LOB: 1 BB: 0 P: 6	R: 0 E: 0 K: 1 S: 5	H: 0 LOB: 0 BB: 0 P: 5	R: 1 E: 0 K: 1 S: 7	H: 3 LOB: 2 BB: 1 P: 11	R: 0 E: 0 K: 1 S: 6	H: 1 LOB: 1 BB: 0 P: 6	R: 1 E: 0 K: 1 S: 8	H: 3 LOB: 2 BB: 0 P: 8	WP: 0 PA: 38	
PITCHER	IP	WLS	BF	H	R	ER	SO	BB	IBB	HBP	BLK	WP	HR	S	P	ERA	WHIP	
Scott Sanderson, R ERA: 2.7 (1, 1)	6.2	W	25	7	2	2	4	1	0	0	0	0	1	32	36	2.70	1.200	
Ray Fontenot, L ERA: (7, 1)	1.1		7	2	0	0	2	1	0	0	0	0	0	10	14	0.00	2.250	
Lee Smith, R ERA: 3.86 (9, 1)	1.0		6	3	1	1	1	0	0	0	0	0	0	8	8	9.00	3.000	

Montreal Expos @ Chicago Cubs
Wrigley Field, Chicago, IL
Sat Apr 13 1985, 3:33 AM CST
Att: 32,212 - Unknown

livebaseballscorecards.com

AB 36
R 3
H 12
RBI 2
BB 2
SO 7
LOB 16




Batter	1	2	3	4	5	6	7	8	9	AB	R	H	RBI	BB	SO	LOB	BOTTOM	
Bob Dernier, R OBP: 0.294, SLG: 0.313 (1, 8)	0-3 K	0-0 F9			0-0 1B	0-0 G3		0-0 2B		5	0	2	0	0	1	1		
23 Ryne Sandberg, R OBP: 0.059, SLG: 0.118 (1, 4)	0-3 K		0-0 1B 2B		0-0 F8		0-0 E5 HR	0-3 K		5	2	1	0	0	2	2		
Gary Matthews, R Brian Dayett, R OBP: 0.500, SLG: 0.692 (8, 7)	0-0 1B		0-0 SF9 1B		0-3 K		0-0 HR	0-0 F4		4	2	3	3	0	1	1		
Leon Durham, L OBP: 0.400, SLG: 0.357 (1, 3)	0-0 6-3		0-3 K		4-0 IBB		0-0 G3			3	0	0	0	1	1	2		
Keith Moreland, R OBP: 0.400, SLG: 0.583 (1, 9)		0-0 F4	0-0 SF9		0-3 K		0-0 BB 1B			3	0	1	1	0	1	2		
Ron Cey, R OBP: 0.333, SLG: 0.500 (1, 5)		0-0 2B 1B	0-0 5-3			0-0 HR 1B	4-0 BB			3	2	2	0	1	0	0		
Jody Davis, R OBP: 0.200, SLG: 0.467 (1, 2)		0-0 1B 2B		0-0 1-3		0-0 HR	0-0 F5			4	2	2	2	0	0	2	AB 36	
Shawon Dunston, R OBP: 0.214, SLG: 0.357 (1, 6)		0-0 1B		0-0 5-3		0-0 L7	0-0 G1-6-3			4	0	1	2	0	0	2	R 8	
Scott Sanderson, R Ray Fontenot, L Davey Lopes, R Lee Smith, R OBP: 0.200, SLG: 0.467 (8, 9, 1)		0-0 K		0-3 K		0-3 K		0-0 5-3		3	0	0	0	0	3	1	H 12	
Inning Stats	R: 0 E: 0 K: 2 S: 8	H: 1 LOB: 1 BB: 0 P: 8	R: 2 E: 0 K: 1 S: 8	H: 3 LOB: 1 BB: 0 P: 8	R: 2 E: 1 K: 1 S: 7	H: 2 LOB: 0 BB: 0 P: 7	R: 0 E: 0 K: 1 S: 5	H: 0 LOB: 0 BB: 0 P: 5	R: 0 E: 0 K: 2 S: 8	H: 1 LOB: 2 BB: 1 P: 12	R: 2 E: 0 K: 1 S: 7	H: 2 LOB: 0 BB: 0 P: 7	R: 2 E: 1 K: 0 S: 6	H: 2 LOB: 2 BB: 1 P: 10	R: 0 E: 0 K: 1 S: 6	H: 1 LOB: 1 BB: 0 P: 6	WP: 0 PA: 39	
PITCHER	IP	WLS	BF	H	R	ER	SO	BB	IBB	HBP	BLK	WP	HR	S	P	ERA	WHIP	
Steve Rogers, R ERA: 6.23 (1, 1)	4.0	L	18	6	4	3	5	0	1	0	0	0	1	15	19	9.00	1.500	
Tim Burke, R ERA: 6.53 (5, 1)	2.0		10	3	2	2	3	0	1	0	0	0	1	15	19	9.00	1.500	
Bert Roberge, R ERA: 4.5 (7, 1)	1.0		7	2	2	1	0	1	0	0	0	0	1	6	10	9.00	3.000	
Dan Schatzeder, L ERA: (8, 1)	1.0		4	1	0	0	1	0	0	0	0	0	0	6	6	0.00	1.000	

Montreal Expos @ Chicago Cubs
Wrigley Field, Chicago, IL
Sat Apr 13 1985, 3:33 AM CST
Att: 32,212 - Unknown

livebaseballscorecards.com


AB 36
R 8
H 12
RBI 8
BB 2
SO 9
LOB 14




Batter	1	2	3	4	5	6	7	8	9	AB	R	H	RBI	BB	SO	LOB	TOP			
Tim Raines, S OBP: 0.190, SLG: 0.250 (1, 7)										4	0	0	0	0	1	1	Montreal Expos @ Chicago Cubs Wrigley Field, Chicago, IL Sun Apr 14 1985, 3:33 AM CST Att: 31,512 - Unknown			
Roy Johnson, L (1, 8)										4	0	0	0	0	3	1				
Andre Dawson, R OBP: 0.200, SLG: 0.250 (1, 9)										4	0	1	0	0	0	0				
Dan Driessen, L OBP: 0.350, SLG: 0.667 (1, 3)										3	1	0	0	1	0	1				
Hubie Brooks, R OBP: 0.300, SLG: 0.444 (1, 6)										3	0	1	0	1	0	1				
Tim Lincecum, R OBP: 0.421, SLG: 0.684 (1, 5)										4	0	0	1	0	0	3				
U L Washington, S OBP: 0.500, SLG: 0.500 (1, 4)										3	0	1	0	0	0	0				
Steve Nicosia, R (1, 2)										2	0	0	0	0	1	2				
Miguel Dilone, S (8, PH)										1	1	0	0	0	0	0				
Mike Fitzgerald, R OBP: 0.308, SLG: 0.250 (8, 2)										0	0	0	0	0	0	0				
David Palmer, R (1, 1)										2	0	0	0	0	2	0				
Terry Francona, L OBP: 1.000, SLG: 1.000 (8, PH)										1	0	1	1	0	0	0				
Bert Roberge, R (8, 1)										0	0	0	0	0	0	0				
Inning Stats	R: 0 E: 0 K: 2 S: 7	H: 0 LOB: 0 BB: 0 P: 7	R: 1 E: 0 K: 1 S: 6	H: 2 LOB: 1 BB: 1 P: 10	R: 0 E: 0 K: 1 S: 5	H: 0 LOB: 0 BB: 0 P: 5	R: 0 E: 0 K: 0 S: 3	H: 0 LOB: 1 BB: 1 P: 7	R: 0 E: 0 K: 1 S: 5	H: 0 LOB: 0 BB: 0 P: 5	R: 0 E: 0 K: 0 S: 3	H: 0 LOB: 0 BB: 0 P: 3	R: 1 E: 1 K: 1 S: 7	H: 1 LOB: 0 BB: 0 P: 7	R: 0 E: 0 K: 0 S: 4	H: 1 LOB: 1 BB: 0 P: 4	1B: 4 2B: 0 3B: 0 HR: 0	SF: 0 SAC: 0 DP: 0 HBP: 0	WP: 1 PB: 0 SB: 0 CS: 1	PA: 33
PITCHER Rick Sutcliffe, R ERA: 1.08 (1, 1)	IP: 9.0 WLS: W BF: 33 H: 4 R: 2 ER: 1 SO: 7 BB: 2 IBB: 0 HBP: 0 BLK: 0 WP: 1 HR: 0 S: 45 P: 53 ERA: 1.00 WHIP: 0.667															PITCHER				

Batter	1	2	3	4	5	6	7	8	9	AB	R	H	RBI	BB	SO	LOB	BOTTOM			
Bob Dernier, R OBP: 0.238, SLG: 0.250 (1, 8)										4	1	0	0	0	2	0	Montreal Expos @ Chicago Cubs Wrigley Field, Chicago, IL Sun Apr 14 1985, 3:33 AM CST Att: 31,512 - Unknown			
23 Ryne Sandberg, R OBP: 0.095, SLG: 0.100 (1, 4)										3	1	0	0	1	2	1				
Gary Matthews, R OBP: 0.526, SLG: 0.867 Brian Dayett, R (9, 7)										2	1	1	2	1	0	0				
Leon Durham, L OBP: 0.333, SLG: 0.294 (1, 3)										3	0	0	0	0	0	1				
Keith Moreland, R OBP: 0.333, SLG: 0.467 (1, 9)										3	0	0	0	0	0	1				
Ron Cey, R OBP: 0.276, SLG: 0.412 (1, 5)										3	0	0	0	0	1	0				
Jody Davis, R OBP: 0.222, SLG: 0.611 (1, 2)										3	1	1	1	0	0	0				
Shawon Dunston, R OBP: 0.176, SLG: 0.294 (1, 6)										3	0	0	0	0	0	0				
Rick Sutcliffe, L (1, 1)										3	0	0	0	0	2	0				
Inning Stats	R: 1 E: 1 K: 1 S: 6	H: 0 LOB: 1 BB: 1 P: 10	R: 1 E: 0 K: 1 S: 6	H: 1 LOB: 0 BB: 0 P: 6	R: 0 E: 0 K: 1 S: 5	H: 0 LOB: 0 BB: 0 P: 5	R: 0 E: 0 K: 0 S: 3	H: 0 LOB: 0 BB: 0 P: 3	R: 0 E: 0 K: 1 S: 6	H: 1 LOB: 0 BB: 1 P: 10	R: 0 E: 0 K: 1 S: 5	H: 0 LOB: 0 BB: 0 P: 5	R: 0 E: 0 K: 2 S: 7	H: 0 LOB: 0 BB: 0 P: 7	R: 0 E: 0 K: 0 S: 7	H: 0 LOB: 0 BB: 0 P: 7		1B: 0 2B: 0 3B: 0 HR: 2	SF: 0 SAC: 0 DP: 0 HBP: 0	WP: 1 PB: 0 SB: 1 CS: 0
PITCHER David Palmer, R ERA: 3.86 Bert Roberge, R ERA: 3.0 (8, 1)	IP: 7.0 WLS: L BF: 26 H: 2 R: 4 ER: 3 SO: 5 BB: 2 IBB: 0 HBP: 0 BLK: 0 WP: 1 HR: 2 S: 34 P: 42 ERA: 3.86 WHIP: 0.571															PITCHER				

AB 31
R 2
H 4
RBI 2
BB 2
SO 7
LOB 9



AB 27
R 4
H 2
RBI 3
BB 2
SO 7
LOB 3



Batter	1	2	3	4	5	6	7	8	9	AB	R	H	RBI	BB	SO	LOB	TOP					
Tim Raines, S (1, 7) OBP: 0.160, SLG: 0.208	4-3			F8	L6			8-2		4	0	0	0	0	0	3	Montreal Expos @ St. Louis Cardinals Busch Stadium, St. Louis, MO Mon Apr 15 1985, 6:05 PM CST Att: 42,986 - Unknown					
Terry Francona, L (1, 9) OBP: 0.500, SLG: 0.500	4-3			F4	FC6			3-H		4	0	1	0	0	0	2						
Andre Dawson, R (1, 8) OBP: 0.208, SLG: 0.292	K			1B	2B			F9		4	0	1	0	0	1	1						
Dan Driessen, L (1, 3) OBP: 0.333, SLG: 0.591		F3		FC4	1B			F5		4	0	1	0	0	0	0						
Hubie Brooks, R (1, 6) OBP: 0.250, SLG: 0.364		5-3		FC4	1B			F2		4	0	0	0	0	0	2						
Tim Lincecum, R (1, 5) OBP: 0.348, SLG: 0.565		6-3						F8		4	0	0	0	0	0	0						
Vance Law, R (1, 4) OBP: 0.316, SLG: 0.235				F9	2B			0-3		3	1	2	0	0	0	0						
Mike Fitzgerald, R (1, 2) OBP: 0.313, SLG: 0.333				F9	1B			9-3		3	0	1	1	0	0	1						
Bill Gullickson, R (1, 1) OBP: 0.400, SLG: 0.400				1-3						2	0	1	0	0	0	0						
Dan Schatzeder, L (6, 1) Miguel Dilone, S (8, PH) Tim Burke, R (8, 1)					FC6			8-2		0	0	0	0	0	0	0						
Inning Stats	R: 0 E: 0 K: 1 S: 5	H: 0 LOB: 0 BB: 0 P: 5	R: 0 E: 0 K: 0 S: 3	H: 0 LOB: 0 BB: 0 P: 3	R: 0 E: 0 K: 0 S: 3	H: 0 LOB: 0 BB: 0 P: 3	R: 0 E: 0 K: 0 S: 5	H: 2 LOB: 2 BB: 0 P: 5	R: 1 E: 0 K: 0 S: 6	H: 3 LOB: 2 BB: 0 P: 6	R: 0 E: 0 K: 0 S: 3	H: 0 LOB: 0 BB: 0 P: 3	R: 0 E: 0 K: 0 S: 3	H: 1 LOB: 0 BB: 0 P: 3	R: 0 E: 0 K: 0 S: 4	H: 2 LOB: 1 BB: 0 P: 4	R: 0 E: 0 K: 0 S: 3	H: 0 LOB: 0 BB: 0 P: 3	1B: 5 2B: 4 3B: 1 HR: 0	SF: 0 SAC: 0 DP: 2 HBP: 0	WP: 0 PB: 0 SB: 0 CS: 0	PA: 33
PITCHER Bob Forsch, R (1, 1) ERA: 1.0	IP: 9.0 WLS: W BF: 33 H: 8 R: 1 ER: 1 SO: 1 BB: 0 IBB: 0 HBP: 0 BLK: 0 WP: 0 HR: 0 S: 35 P: 35 ERA: 1.00 WHIP: 0.889															PITCHER						

AB	33
R	1
H	8
RBI	1
BB	0
SO	1
LOB	9



Batter	1	2	3	4	5	6	7	8	9	AB	R	H	RBI	BB	SO	LOB	BOTTOM			
Tom Herr, S (1, 4) OBP: 0.464, SLG: 0.458	4-3		F8		1B			6-3		4	1	1	2	0	0	1	Montreal Expos @ St. Louis Cardinals Busch Stadium, St. Louis, MO Mon Apr 15 1985, 6:05 PM CST Att: 42,986 - Unknown			
Terry Pendleton, S (1, 5) OBP: 0.321, SLG: 0.333	6-3		F8		FC6-4			CS		4	0	3	1	0	0	1				
Willie McGee, S (1, 8) OBP: 0.300, SLG: 0.474	6-3			4-3	FC6-4			K		4	0	0	0	0	1	3				
Jack Clark, R (1, 3) OBP: 0.556, SLG: 0.750	F9			F7	CS			F7		4	1	1	0	0	0	1				
Steve Braun, L (1, 7) OBP: 0.273, SLG: 0.364		4-3								2	0	1	0	0	0	0				
Brian Harper, R (6, PH) OBP: 0.750, SLG: 1.000				FC6-4	1B			FC4-6		1	1	1	0	1	0	0				
Andy Van Slyke, L (1, 9) OBP: 0.375, SLG: 0.350				FC6-4				FC4-6		4	0	1	1	0	0	3				
Michael LaValliere, L (1, 2) OBP: 0.333, SLG: 0.125				F7	SH1-4			F6		2	1	0	1	1	0	1				
Ozzie Smith, S (1, 6) OBP: 0.292, SLG: 0.409				F8	SH1-4					3	2	2	1	0	0	0				
Bob Forsch, R (1, 1) OBP: 0.500, SLG: 0.500					SH1-4			K2-3		2	0	1	0	0	1	0				
Inning Stats	R: 0 E: 0 K: 0 S: 4	H: 1 LOB: 1 BB: 0 P: 4	R: 0 E: 0 K: 0 S: 3	H: 1 LOB: 0 BB: 0 P: 3	R: 0 E: 0 K: 0 S: 4	H: 1 LOB: 1 BB: 0 P: 4	R: 0 E: 0 K: 0 S: 4	H: 1 LOB: 0 BB: 0 P: 4	R: 3 E: 0 K: 1 S: 8	H: 3 LOB: 0 BB: 0 P: 8	R: 0 E: 0 K: 1 S: 5	H: 1 LOB: 0 BB: 0 P: 5	R: 0 E: 0 K: 0 S: 3	H: 0 LOB: 1 BB: 1 P: 7	R: 0 E: 0 K: 0 S: 3	H: 0 LOB: 1 BB: 1 P: 7	1B: 7 2B: 3 3B: 0 HR: 1	SF: 1 SAC: 1 DP: 0 HBP: 0	WP: 0 PB: 0 SB: 1 CS: 2	PA: 35
PITCHER Bill Gullickson, R (1, 1) ERA: 3.0	IP: 5.0 WLS: L BF: 22 H: 8 R: 4 ER: 4 SO: 4 BB: 1 IBB: 0 HBP: 0 BLK: 0 WP: 0 HR: 0 S: 21 P: 25 ERA: 7.20 WHIP: 1.800															PITCHER				
Dan Schatzeder, L (6, 1) ERA: 4.5	2.0	8	3	2	2	2	0	0	0	0	1	12	12	9.00	1.500					
Tim Burke, R (8, 1) ERA: 5.06	1.0	4	0	0	0	0	1	0	0	0	0	3	7	0.00	1.000					



Batter	1	2	3	4	5	6	7	8	9	AB	R	H	RBI	BB	SO	LOB	TOP
Tim Raines, S <small>OBP: 0.206, SLG: 0.242</small> 										5	1	2	0	0	0	2	
Herm Winningham, L <small>OBP: 0.281, SLG: 0.333</small> 										5	0	2	2	0	0	0	
Terry Francona, L <small>OBP: 0.500, SLG: 0.500</small> Jim Wohlford, R <small>OBP: 0.429, SLG: 0.333</small> 										2	0	1	0	0	0	0	
Dan Driessen, L <small>OBP: 0.310, SLG: 0.519</small> 										5	0	1	0	0	1	2	
Hubie Brooks, R <small>OBP: 0.303, SLG: 0.387</small> 										5	1	1	0	0	0	2	
Tim Lincecum, R <small>OBP: 0.323, SLG: 0.516</small> 										4	2	2	0	0	0	1	
Vance Law, R <small>OBP: 0.370, SLG: 0.333</small> 										4	2	3	2	0	0	1	
Mike Fitzgerald, R <small>OBP: 0.304, SLG: 0.333</small> 										3	1	1	2	1	1	1	
Steve Rogers, R <small>OBP: 0.143, SLG: 0.143</small> 										4	0	1	1	0	0	2	
Inning Stats <small>R: 1, H: 3, E: 0, LOB: 0, K: 0, BB: 0, S: 4</small>	<small>R: 1, H: 2, E: 0, LOB: 1, K: 0, BB: 0, S: 5</small>	<small>R: 0, H: 0, E: 0, LOB: 0, K: 0, BB: 0, S: 3</small>	<small>R: 4, H: 6, E: 0, LOB: 2, K: 0, BB: 0, S: 9</small>	<small>R: 0, H: 1, E: 0, LOB: 1, K: 0, BB: 0, S: 4</small>	<small>R: 0, H: 0, E: 0, LOB: 0, K: 1, BB: 0, S: 5</small>	<small>R: 0, H: 0, E: 0, LOB: 0, K: 1, BB: 0, S: 5</small>	<small>R: 1, H: 2, E: 0, LOB: 2, K: 0, BB: 1, S: 6</small>	<small>R: 0, H: 1, E: 0, LOB: 1, K: 1, BB: 0, S: 6</small>	<small>1B: 12, SF: 0, 2B: 4, SAC: 0, 3B: 0, DP: 1, HR: 0, HBP: 0</small>	<small>WP: 0, PA: 41, FB: 0, SB: 2, CS: 1</small>							
PITCHER Kurt Kepshire, R <small>ERA: 15.63</small> Ken Dayley, L <small>ERA: 3.86</small> Bill Campbell, R <small>ERA: 4.5</small> Andy Hassler, L <small>ERA: 4.5</small>	<small>IP: 3.1, WLS: L, BF: 17, H: 9, R: 6, ER: 6, SO: 0, BB: 0, IBB: 0, HBP: 0, BLK: 0, WP: 0, HR: 0, S: 17, P: 17, ERA: 16.20, WHIP: 2.700</small>	<small>IP: 4.1, WLS: L, BF: 8, H: 3, R: 0, ER: 0, SO: 0, BB: 0, IBB: 0, HBP: 0, BLK: 0, WP: 0, HR: 8, S: 8, P: 8, ERA: 0.00, WHIP: 1.800</small>	<small>IP: 6.1, WLS: L, BF: 6, H: 0, R: 0, ER: 0, SO: 2, BB: 0, IBB: 0, HBP: 0, BLK: 0, WP: 0, HR: 10, S: 10, P: 10, ERA: 0.00, WHIP: 0.000</small>	<small>IP: 8.1, WLS: L, BF: 10, H: 3, R: 1, ER: 1, SO: 1, BB: 0, IBB: 0, HBP: 0, BLK: 0, WP: 0, HR: 11, S: 15, P: 15, ERA: 4.50, WHIP: 2.000</small>	PITCHER <small>IP: 0, WLS: 0, BF: 0, H: 0, R: 0, ER: 0, SO: 0, BB: 0, IBB: 0, HBP: 0, BLK: 0, WP: 0, HR: 0, S: 0, P: 0, ERA: 0.00, WHIP: 0.000</small>	PITCHER <small>IP: 0, WLS: 0, BF: 0, H: 0, R: 0, ER: 0, SO: 0, BB: 0, IBB: 0, HBP: 0, BLK: 0, WP: 0, HR: 0, S: 0, P: 0, ERA: 0.00, WHIP: 0.000</small>	PITCHER <small>IP: 0, WLS: 0, BF: 0, H: 0, R: 0, ER: 0, SO: 0, BB: 0, IBB: 0, HBP: 0, BLK: 0, WP: 0, HR: 0, S: 0, P: 0, ERA: 0.00, WHIP: 0.000</small>	PITCHER <small>IP: 0, WLS: 0, BF: 0, H: 0, R: 0, ER: 0, SO: 0, BB: 0, IBB: 0, HBP: 0, BLK: 0, WP: 0, HR: 0, S: 0, P: 0, ERA: 0.00, WHIP: 0.000</small>	<small>1B: 12, SF: 0, 2B: 4, SAC: 0, 3B: 0, DP: 1, HR: 0, HBP: 0</small>	<small>WP: 0, PA: 41, FB: 0, SB: 2, CS: 1</small>							
Batter	1	2	3	4	5	6	7	8	9	AB	R	H	RBI	BB	SO	LOB	BOTTOM
Vince Coleman, S <small>OBP: 0.500, SLG: 0.333</small> 										3	0	1	0	1	0	0	
Terry Pendleton, S <small>OBP: 0.306, SLG: 0.324</small> 										3	0	1	0	1	2	1	
Tom Herr, S <small>OBP: 0.417, SLG: 0.379</small> 										2	0	0	1	1	0	1	
Jack Clark, R <small>OBP: 0.486, SLG: 0.593</small> 										4	0	0	0	0	0	4	
Lonnie Smith, R <small>OBP: 0.310, SLG: 0.208</small> 										4	0	0	0	0	1	0	
Andy Van Slyke, L <small>OBP: 0.344, SLG: 0.321</small> 										4	0	2	0	0	1	0	
Michael LaValliere, L <small>OBP: 0.313, SLG: 0.091</small> 										3	0	0	0	1	0	1	
Ozzie Smith, S <small>OBP: 0.258, SLG: 0.345</small> 										4	1	1	0	0	0	3	
Kurt Kepshire, L <small>OBP: 1.000, SLG: 1.000</small> Ken Dayley, L <small>OBP: 0.306, SLG: 0.324</small> Steve Braun, L <small>OBP: 0.306, SLG: 0.324</small> Bill Campbell, R <small>OBP: 0.306, SLG: 0.324</small> Art Howe, R <small>OBP: 0.306, SLG: 0.324</small> Andy Hassler, L <small>OBP: 0.306, SLG: 0.324</small> 										0	0	0	0	0	0	0	
Inning Stats <small>R: 0, H: 1, E: 0, LOB: 1, K: 0, BB: 1, S: 3</small>	<small>R: 0, H: 0, E: 0, LOB: 0, K: 0, BB: 0, S: 3</small>	<small>R: 1, H: 2, E: 0, LOB: 2, K: 0, BB: 1, S: 5</small>	<small>R: 0, H: 1, E: 0, LOB: 1, K: 0, BB: 0, S: 4</small>	<small>R: 0, H: 0, E: 0, LOB: 1, K: 1, BB: 1, S: 5</small>	<small>R: 0, H: 0, E: 0, LOB: 0, K: 1, BB: 0, S: 3</small>	<small>R: 0, H: 0, E: 0, LOB: 0, K: 1, BB: 0, S: 5</small>	<small>R: 0, H: 0, E: 0, LOB: 0, K: 1, BB: 0, S: 3</small>	<small>R: 0, H: 0, E: 0, LOB: 2, K: 1, BB: 1, S: 6</small>	<small>1B: 4, SF: 1, 2B: 1, SAC: 1, 3B: 0, DP: 1, HR: 0, HBP: 0</small>	<small>WP: 0, PA: 35, FB: 0, SB: 2, CS: 0</small>							
PITCHER Steve Rogers, R <small>ERA: 3.57</small>	<small>IP: 9.0, WLS: W, BF: 35, H: 5, R: 1, ER: 1, SO: 4, BB: 4, IBB: 0, HBP: 0, BLK: 0, WP: 0, HR: 0, S: 39, P: 55, ERA: 1.00, WHIP: 1.000</small>	<small>IP: 0, WLS: 0, BF: 0, H: 0, R: 0, ER: 0, SO: 0, BB: 0, IBB: 0, HBP: 0, BLK: 0, WP: 0, HR: 0, S: 0, P: 0, ERA: 0.00, WHIP: 0.000</small>	<small>IP: 0, WLS: 0, BF: 0, H: 0, R: 0, ER: 0, SO: 0, BB: 0, IBB: 0, HBP: 0, BLK: 0, WP: 0, HR: 0, S: 0, P: 0, ERA: 0.00, WHIP: 0.000</small>	<small>IP: 0, WLS: 0, BF: 0, H: 0, R: 0, ER: 0, SO: 0, BB: 0, IBB: 0, HBP: 0, BLK: 0, WP: 0, HR: 0, S: 0, P: 0, ERA: 0.00, WHIP: 0.000</small>	<small>IP: 0, WLS: 0, BF: 0, H: 0, R: 0, ER: 0, SO: 0, BB: 0, IBB: 0, HBP: 0, BLK: 0, WP: 0, HR: 0, S: 0, P: 0, ERA: 0.00, WHIP: 0.000</small>	<small>IP: 0, WLS: 0, BF: 0, H: 0, R: 0, ER: 0, SO: 0, BB: 0, IBB: 0, HBP: 0, BLK: 0, WP: 0, HR: 0, S: 0, P: 0, ERA: 0.00, WHIP: 0.000</small>	<small>IP: 0, WLS: 0, BF: 0, H: 0, R: 0, ER: 0, SO: 0, BB: 0, IBB: 0, HBP: 0, BLK: 0, WP: 0, HR: 0, S: 0, P: 0, ERA: 0.00, WHIP: 0.000</small>	<small>IP: 0, WLS: 0, BF: 0, H: 0, R: 0, ER: 0, SO: 0, BB: 0, IBB: 0, HBP: 0, BLK: 0, WP: 0, HR: 0, S: 0, P: 0, ERA: 0.00, WHIP: 0.000</small>	<small>IP: 0, WLS: 0, BF: 0, H: 0, R: 0, ER: 0, SO: 0, BB: 0, IBB: 0, HBP: 0, BLK: 0, WP: 0, HR: 0, S: 0, P: 0, ERA: 0.00, WHIP: 0.000</small>	<small>1B: 4, SF: 1, 2B: 1, SAC: 1, 3B: 0, DP: 1, HR: 0, HBP: 0</small>	<small>WP: 0, PA: 35, FB: 0, SB: 2, CS: 0</small>						

Montreal Expos @ St. Louis Cardinals
 Busch Stadium, St. Louis, MO
 Thu Apr 18 1985, 3:33 AM CST
 Att: 19,953 - Unknown

AB	40
R	7
H	15
RBI	7
BB	1
SO	3
LOB	13



Montreal Expos @ St. Louis Cardinals
 Busch Stadium, St. Louis, MO
 Thu Apr 18 1985, 3:33 AM CST
 Att: 19,953 - Unknown

AB	29
R	1
H	5
RBI	1
BB	4
SO	4
LOB	10



Batter	1	2	3	4	5	6	7	8	9	AB	R	H	RBI	BB	SO	LOB	TOP		
Bob Dernier, R (1, 8) OBP: 0.275, SLG: 0.263	F5	F6			5-3		5-3			4	0	0	0	0	0	2	Chicago Cubs @ Montreal Expos Olympic Stadium, Montreal, QB Fri Apr 19 1985, 3:33 AM EST Att: 30,930 - Unknown		
23 Ryne Sandberg, R (1, 4) OBP: 0.189, SLG: 0.194	3B		5-3		F5			5-3		4	1	1	0	0	0	0			
Thad Bosley, L (1, 7) OBP: 0.250, SLG: 1.000 Brian Dayett, R (8, PH) OBP: 0.333, SLG: 0.333	1B		F3		F5			5-3		3	0	1	1	0	0	0			
Leon Durham, L (1, 3) OBP: 0.296, SLG: 0.240	K		1-3					6-3		4	1	1	0	0	1	1			
Keith Moreland, R (1, 9) OBP: 0.412, SLG: 0.517	F5			F3		F9			G5-4-3	4	0	1	0	0	0	2			
Ron Cey, R (1, 5) OBP: 0.294, SLG: 0.419		FC4-6							G5-4-3	4	1	3	2	0	0	1			
Jody Davis, R (1, 2) OBP: 0.265, SLG: 0.438			F8		F6					4	0	0	0	0	0	2			
Shawon Dunston, R (1, 6) OBP: 0.250, SLG: 0.333					G3				F8	3	0	1	0	0	0	1			
Rick Sutcliffe, L (1, 1) Ray Fontenot, L (6, 1) Chris Speier, R (7, PH) Warren Brusstar, R (7, 1)		FC4-6			K				F8	2	0	0	0	0	1	2			
										0	0	0	0	0	0	0			
										1	0	0	0	0	0	0			
										0	0	0	0	0	0	0			
Inning Stats	R: 1 E: 0 K: 1 S: 7	H: 2 LOB: 1 BB: 0 P: 7	R: 0 E: 0 K: 0 S: 5	H: 2 LOB: 2 BB: 0 P: 5	R: 0 E: 0 K: 0 S: 3	H: 0 LOB: 0 BB: 0 P: 3	R: 0 E: 0 K: 0 S: 4	H: 1 LOB: 1 BB: 0 P: 4	R: 0 E: 0 K: 1 S: 5	H: 0 LOB: 0 BB: 0 P: 5	R: 2 E: 1 K: 0 S: 5	H: 2 LOB: 0 BB: 0 P: 5	R: 0 E: 0 K: 0 S: 3	H: 0 LOB: 0 BB: 0 P: 3	R: 0 E: 0 K: 0 S: 3	H: 1 LOB: 0 BB: 0 P: 3	1B: 6 2B: 0 3B: 1 HR: 1	SF: 0 SAC: 0 DP: 1 HBP: 0	WP: 0 PA: 34 PB: 0 SB: 1 CS: 0
PITCHER	IP WLS BF H R ER SO BB IBB HBP BLK WP HR S P ERA WHIP																		
Bryn Smith, R (1, 1) ERA: 2.57	6.0 W 25 7 3 3 2 0 0 0 0 0 1 29 29 4.50 1.167																		
Dan Schatzeder, L (7, 1) ERA: 3.0	2.0 6 0 0 0 0 0 0 0 0 0 0 6 6 0.00 0.000																		
Jeff Reardon, R (9, 1) ERA: 1.8	1.0 S 3 1 0 0 0 0 0 0 0 0 0 3 3 0.00 1.000																		

Batter	1	2	3	4	5	6	7	8	9	AB	R	H	RBI	BB	SO	LOB	BOTTOM		
Tim Raines, S (1, 7) OBP: 0.231, SLG: 0.316	4-3		1-3			1B		F6		5	2	2	1	0	0	1	Chicago Cubs @ Montreal Expos Olympic Stadium, Montreal, QB Fri Apr 19 1985, 3:33 AM EST Att: 30,930 - Unknown		
Herm Winningham, L (1, 8) OBP: 0.288, SLG: 0.304 Jim Wohlford, R (6, PH) OBP: 0.444, SLG: 0.750	L6				L4	HR		F7		2	0	0	0	1	0	1			
Andre Dawson, R (1, 9) OBP: 0.273, SLG: 0.313	1B		BB			HR				2	1	1	3	0	0	0			
Dan Driessen, L (1, 3) OBP: 0.364, SLG: 0.533	1B		F2		1B			5-3		5	0	2	0	0	0	2			
Hubie Brooks, R (1, 6) OBP: 0.297, SLG: 0.371	K		1-3		1B					3	0	2	1	1	0	2			
Tim Wallach, R (1, 5) OBP: 0.286, SLG: 0.457		F8		F3		F8				4	0	0	0	0	0	3			
Vance Law, R (1, 4) OBP: 0.387, SLG: 0.333		F7		F7						3	1	1	0	1	0	1			
Mike Fitzgerald, R (1, 2) OBP: 0.333, SLG: 0.333		6-3								3	1	1	0	1	0	1			
Bryn Smith, R (1, 1) OBP: 0.250, SLG: 0.500 Terry Francona, L (6, PH) OBP: 0.444, SLG: 0.444 Dan Schatzeder, L (7, 1) Jeff Reardon, R (9, 1)					1-3					2	0	1	0	0	0	2			
										1	0	0	0	0	1	2			
										1	0	0	0	0	0	1			
										0	0	0	0	0	0	0			
Inning Stats	R: 0 E: 0 K: 1 S: 7	H: 2 LOB: 2 BB: 0 P: 7	R: 0 E: 0 K: 0 S: 3	H: 0 LOB: 0 BB: 0 P: 3	R: 0 E: 0 K: 0 S: 4	H: 1 LOB: 2 BB: 1 P: 8	R: 0 E: 0 K: 0 S: 4	H: 1 LOB: 2 BB: 1 P: 8	R: 1 E: 0 K: 1 S: 8	H: 3 LOB: 2 BB: 0 P: 8	R: 4 E: 1 K: 1 S: 9	H: 4 LOB: 1 BB: 1 P: 13	R: 0 E: 0 K: 0 S: 3	H: 0 LOB: 1 BB: 1 P: 7	R: 0 E: 0 K: 0 S: 3	H: 0 LOB: 0 BB: 0 P: 3	1B: 7 2B: 3 3B: 0 HR: 1	SF: 0 SAC: 0 DP: 0 HBP: 0	WP: 0 PA: 39 PB: 0 SB: 2 CS: 0
PITCHER	IP WLS BF H R ER SO BB IBB HBP BLK WP HR S P ERA WHIP																		
Rick Sutcliffe, R (1, 1) ERA: 2.45	5.1 L 28 10 4 4 3 1 1 0 0 0 0 1 32 40 6.75 2.062																		
Ray Fontenot, L (6, 1) ERA: 2.25	0.2 4 1 1 1 0 1 0 0 0 0 0 1 3 7 13.50 3.000																		
Warren Brusstar, R (7, 1) ERA:	2.0 7 0 0 0 0 0 1 0 0 0 0 0 6 10 0.00 0.500																		

Batter	1	2	3	4	5	6	7	8	9	AB	R	H	RBI	BB	SO	LOB	TOP					
Bob Dernier, R OBP: 0.273, SLG: 0.244 Lary Sorensen, R OBP: 0.171, SLG: 0.175	F8		BB			F8		FC4-6		3	0	0	0	1	0	2						
23 Ryne Sandberg, R OBP: 0.171, SLG: 0.175	F7		FC5			K			3-1	4	0	0	0	0	1	2						
Gary Matthews, R OBP: 0.371, SLG: 0.483	F7			L5			F5		BB	3	0	0	0	1	0	0						
Leon Durham, L OBP: 0.258, SLG: 0.207		K			F7		G3		F9	4	0	0	0	0	1	1						
Keith Moreland, R OBP: 0.368, SLG: 0.455		K			L4			F7		4	0	0	0	0	1	1						
Ron Cey, R OBP: 0.297, SLG: 0.412 Davey Lopes, R		5-3				G1				3	0	1	0	0	0	0						
Steve Lake, R OBP: 0.667, SLG: 0.667 Thad Bosley, L OBP: 0.400, SLG: 1.000			FC5	SH5-4		F5		FC4-6	BB	2	0	1	0	0	0	0						
Shawon Dunston, R OBP: 0.222, SLG: 0.296					F9		F9		K	3	0	0	0	0	1	3						
Steve Trout, L Richie Hebner, L Jody Davis, R OBP: 0.265, SLG: 0.438					SH5-4		5-3		F8	1	0	0	0	0	0	0						
Inning Stats	R: 0 E: 0 K: 0 S: 3	H: 0 LOB: 0 BB: 0 P: 3	R: 0 E: 0 K: 2 S: 7	H: 0 LOB: 0 BB: 0 P: 7	R: 0 E: 0 K: 0 S: 4	H: 1 LOB: 2 BB: 1 P: 8	R: 0 E: 0 K: 0 S: 3	H: 0 LOB: 0 BB: 0 P: 3	R: 0 E: 0 K: 0 S: 3	H: 0 LOB: 0 BB: 0 P: 3	R: 0 E: 0 K: 1 S: 5	H: 0 LOB: 0 BB: 0 P: 5	R: 0 E: 0 K: 0 S: 3	H: 0 LOB: 0 BB: 0 P: 3	R: 0 E: 0 K: 1 S: 6	H: 1 LOB: 2 BB: 1 P: 10	R: 0 E: 0 K: 0 S: 3	H: 0 LOB: 1 BB: 1 P: 7	1B: 2 2B: 0 3B: 0 HR: 0	SF: 0 SAC: 1 DP: 0 HBP: 0	WP: 0 PB: 0 SB: 0 CS: 0	PA: 32
PITCHER	IP	WLS	BF	H	R	ER	SO	BB	IBB	HBP	BLK	WP	HR	S	P	ERA	WHIP					
Bill Gullickson, R ERA: 1.89 Jeff Reardon, R ERA: 1.29	7.0	W	25	2	0	0	3	2	0	0	0	0	0	29	37	0.00	0.571					
	2.0	S	7	0	0	0	1	1	0	0	0	0	0	8	12	0.00	0.500					

Chicago Cubs @ Montreal Expos
Olympic Stadium, Montreal, QB
Sat Apr 20 1985, 3:33 AM EST
Att: 12,775 - Unknown

AB	28
R	0
H	2
RBI	0
BB	3
SO	4
LOB	11



Batter	1	2	3	4	5	6	7	8	9	AB	R	H	RBI	BB	SO	LOB	BOTTOM					
Tim Raines, S OBP: 0.238, SLG: 0.300	1-3			4-3		CS		SH1-3		2	0	0	0	1	0	0						
Vance Law, R OBP: 0.343, SLG: 0.290	K			6-3		BB		F3		4	0	0	0	0	2	2						
Andre Dawson, R OBP: 0.324, SLG: 0.429	6-3			1B		HR		1B	IBB	3	2	2	1	1	0	0						
Hubie Brooks, R OBP: 0.317, SLG: 0.385		F8		4-3		1B		1B		4	0	2	2	0	0	1						
Tim Wallach, R OBP: 0.282, SLG: 0.462		4-3			F8	2B		1-3		4	1	1	0	0	1	2						
Jim Wehlford, R OBP: 0.333, SLG: 0.545 Herm Winningham, L OBP: 0.269, SLG: 0.304		F8						F8		3	0	0	0	0	0	1						
Razor Shines, S OBP: 0.125, SLG: 0.125			K					K		3	0	0	0	0	2	1						
Mike Fitzgerald, R OBP: 0.333, SLG: 0.370			6-3					1-3		3	0	1	1	0	0	0						
Bill Gullickson, R OBP: 0.286, SLG: 0.286 Jeff Reardon, R			F8					F8		2	0	0	0	0	0	1						
Dan Driessen, L OBP: 0.382, SLG: 0.581								SH1-3	1B	1	1	1	0	0	0	0						
Inning Stats	R: 0 E: 0 K: 1 S: 5	H: 0 LOB: 0 BB: 0 P: 5	R: 0 E: 0 K: 0 S: 3	H: 0 LOB: 0 BB: 0 P: 3	R: 0 E: 0 K: 1 S: 5	H: 0 LOB: 0 BB: 0 P: 5	R: 0 E: 0 K: 0 S: 4	H: 1 LOB: 1 BB: 0 P: 4	R: 1 E: 0 K: 0 S: 5	H: 2 LOB: 1 BB: 0 P: 5	R: 1 E: 0 K: 1 S: 6	H: 2 LOB: 1 BB: 1 P: 10	R: 0 E: 0 K: 1 S: 5	H: 0 LOB: 0 BB: 0 P: 5	R: 2 E: 0 K: 1 S: 7	H: 2 LOB: 1 BB: 1 P: 11	R: 0 E: 0 K: 0 S: 3	H: 0 LOB: 0 BB: 0 P: 7	1B: 3 2B: 3 3B: 0 HR: 1	SF: 0 SAC: 1 DP: 0 HBP: 0	WP: 0 PB: 0 SB: 1 CS: 1	PA: 32
PITCHER	IP	WLS	BF	H	R	ER	SO	BB	IBB	HBP	BLK	WP	HR	S	P	ERA	WHIP					
Steve Trout, L ERA: 1.13 Lary Sorensen, R ERA: 9.0	7.0	L	26	5	2	2	4	1	0	0	0	0	0	7	11	18.00	2.000					
	1.0		6	2	2	2	1	0	1	0	0	0	0	7	11	18.00	2.000					

Chicago Cubs @ Montreal Expos
Olympic Stadium, Montreal, QB
Sat Apr 20 1985, 3:33 AM EST
Att: 12,775 - Unknown

AB	29
R	4
H	7
RBI	4
BB	2
SO	5
LOB	8



Batter	1	2	3	4	5	6	7	8	9	AB	R	H	RBI	BB	SO	LOB	TOP					
Davey Lopes, R OBP: 0.395, SLG: 0.200 (1, 8)										4	2	2	0	0	0	2						
23 Ryne Sandberg, R OBP: 0.200, SLG: 0.209 (1, 4)										3	1	1	0	1	0	1						
Gary Matthews, R OBP: 0.359, SLG: 0.455 Bob Demier, R OBP: 0.273, SLG: 0.244 (1, 7) (9, 8)										4	0	1	0	0	0	3						
Richie Hebner, L OBP: 0.500, SLG: 0.500 (1, 3)										4	1	3	3	0	0	0						
Keith Moreland, R OBP: 0.357, SLG: 0.432 (1, 9)										4	0	1	0	0	1	3						
Ron Cey, R OBP: 0.288, SLG: 0.378 (1, 5)										3	0	0	1	0	1	0						
Steve Lake, R OBP: 0.429, SLG: 0.429 (1, 2)										4	0	1	0	0	1	1						
Shawon Dunston, R OBP: 0.194, SLG: 0.258 (1, 6)										4	0	0	0	0	0	1						
Dennis Eckersley, R OBP: 0.333, SLG: 0.333 (1, 1)										3	0	2	0	0	0	0						
Inning Stats	R: 2 E: 0 K: 1 S: 6	H: 2 LOB: 1 BB: 1 P: 10	R: 0 E: 0 K: 0 S: 3	H: 0 LOB: 0 BB: 0 P: 3	R: 1 E: 0 K: 0 S: 6	H: 3 LOB: 2 BB: 0 P: 6	R: 0 E: 0 K: 1 S: 5	H: 0 LOB: 0 BB: 0 P: 5	R: 0 E: 0 K: 0 S: 4	H: 2 LOB: 1 BB: 0 P: 4	R: 1 E: 0 K: 0 S: 4	H: 2 LOB: 0 BB: 0 P: 4	R: 0 E: 0 K: 0 S: 3	H: 1 LOB: 0 BB: 0 P: 3	R: 0 E: 0 K: 0 S: 3	H: 0 LOB: 0 BB: 0 P: 3	R: 0 E: 0 K: 1 S: 6	H: 1 LOB: 1 BB: 0 P: 6	1B: 10 2B: 2 3B: 0 HR: 0	SF: 1 SAC: 0 DP: 4 HBP: 0	WP: 0 PB: 0 SB: 0 CS: 1	PA: 35
PITCHER	IP WLS BF H R ER SO BB IBB HBP BLK WP HR S P ERA WHIP	IP WLS BF H R ER SO BB IBB HBP BLK WP HR S P ERA WHIP															IP WLS BF H R ER SO BB IBB HBP BLK WP HR S P ERA WHIP					
David Palmer, R ERA: 5.4 (1, 1)	3.0 L 14 5 3 3 1 1 0 0 0 0 0 15 19 9.00 2.000															3.0 L 14 5 3 3 1 1 0 0 0 0 0 13 13 3.00 1.333						
Tim Burke, R ERA: 4.32 (4, 1)	3.0 11 4 1 1 1 1 0 0 0 0 0 0 0 6 6 0.00 0.500															2.0 6 1 0 0 0 0 0 0 0 0 0 0 6 6 0.00 0.500						
Bert Roberge, R ERA: 1.8 (7, 1)	1.0 4 1 0 0 1 0 0 0 0 0 0 0 6 6 0.00 1.000															1.0 4 1 0 0 1 0 0 0 0 0 0 0 6 6 0.00 1.000						
Rick Grapenthin, R ERA: (9, 1)																						

Chicago Cubs @ Montreal Expos
Olympic Stadium, Montreal, QB
Sun Apr 21 1985, 3:33 AM EST
Att: 13,506 - Unknown

AB 33
R 4
H 11
RBI 4
BB 1
SO 3
LOB 11



Batter	1	2	3	4	5	6	7	8	9	AB	R	H	RBI	BB	SO	LOB	BOTTOM			
Tim Raines, S OBP: 0.239, SLG: 0.295 (1, 7)										4	0	1	0	0	0	0				
Herm Winningham, L OBP: 0.233, SLG: 0.259 (1, 8)										4	0	0	0	0	1	1				
Andre Dawson, R OBP: 0.293, SLG: 0.385 (1, 9)										4	0	0	0	0	0	1				
Dan Driessen, L OBP: 0.351, SLG: 0.529 (1, 3)										3	0	0	0	0	0	1				
Tim Wallach, R OBP: 0.286, SLG: 0.452 (1, 5)										3	0	1	0	0	0	0				
Vance Law, R OBP: 0.342, SLG: 0.294 (1, 4)										3	0	1	0	0	1	1				
U L Washington, S OBP: 0.429, SLG: 0.429 (1, 6)										3	0	1	0	0	1	1				
Mike Fitzgerald, R OBP: 0.364, SLG: 0.379 (1, 2)										2	0	1	0	1	0	1				
David Palmer, R Miguel Dilone, S Tim Burke, R Terry Francona, L Bert Roberge, R Razor Shines, S Rick Grapenthin, R (1, 1) (3, PH) (4, 1) (6, PH) (7, 1) (8, PH) (9, 1)																				
Inning Stats	R: 0 E: 0 K: 0 S: 3	H: 0 LOB: 0 BB: 0 P: 3	R: 0 E: 0 K: 1 S: 5	H: 1 LOB: 0 BB: 0 P: 5	R: 0 E: 0 K: 1 S: 5	H: 1 LOB: 0 BB: 0 P: 5	R: 0 E: 0 K: 0 S: 3	H: 0 LOB: 0 BB: 0 P: 3	R: 0 E: 0 K: 0 S: 3	H: 0 LOB: 0 BB: 0 P: 3	R: 0 E: 0 K: 1 S: 6	H: 1 LOB: 1 BB: 0 P: 6	R: 0 E: 0 K: 0 S: 4	H: 1 LOB: 2 BB: 1 P: 8	R: 0 E: 0 K: 0 S: 3	H: 0 LOB: 0 BB: 0 P: 3	1B: 5 2B: 0 3B: 0 HR: 0	SF: 0 SAC: 0 DP: 2 HBP: 0	WP: 0 PB: 0 SB: 1 CS: 1	PA: 31
PITCHER	IP WLS BF H R ER SO BB IBB HBP BLK WP HR S P ERA WHIP	IP WLS BF H R ER SO BB IBB HBP BLK WP HR S P ERA WHIP															IP WLS BF H R ER SO BB IBB HBP BLK WP HR S P ERA WHIP			
Dennis Eckersley, R ERA: 1.8 (1, 1)	9.0 W 30 5 0 0 3 1 0 0 0 0 0 35 39 0.00 0.667															9.0 W 30 5 0 0 3 1 0 0 0 0 0 35 39 0.00 0.667				

Chicago Cubs @ Montreal Expos
Olympic Stadium, Montreal, QB
Sun Apr 21 1985, 3:33 AM EST
Att: 13,506 - Unknown

AB 29
R 0
H 5
RBI 0
SO 3
LOB 9



Batter	1	2	3	4	5	6	7	8	9	AB	R	H	RBI	BB	SO	LOB	TOP					
Juan Samuel, R (1.4) Luis Aguayo, R (9.4)										5	3	3	0	0	1	2	Philadelphia Phillies @ Montreal Expos Olympic Stadium, Montreal, QB Mon Apr 22 1985, 3:33 AM EST Att: 6,249 - Unknown					
Gary Maddox, R (1.8) OBP: 0.429, SLG: 0.462										5	1	3	3	0	1	1						
Von Hayes, L (1.7) OBP: 0.400, SLG: 0.419										5	0	3	4	0	2	1						
Mike Schmidt, R (1.5) OBP: 0.250, SLG: 0.184										4	0	1	0	1	1	4						
Ozzie Virgil, R (1.2) OBP: 0.306, SLG: 0.400										4	1	1	0	0	0	5						
Glen Wilson, R (1.9) OBP: 0.311, SLG: 0.442										5	1	1	2	0	0	4						
John Russell, R (1.3) Tim Corcoran, L (7.3) OBP: 0.355, SLG: 0.345										3	0	0	0	0	0	2						
Steve Jeltz, S (1.6) OBP: 0.282, SLG: 0.200										4	1	2	0	1	2	0						
Shane Rawley, R (1.1) Charles Hudson, S (6.1) Don Carman, L (7.1) Larry Andersen, R (7.1) Pat Zachry, R (9.1)										3	1	0	0	0	1	3						
Inning Stats	R: 1 E: 0 K: 0 S: 6	H: 3 LOB: 2 BB: 0 P: 6	R: 0 E: 0 K: 2 S: 7	H: 0 LOB: 0 BB: 0 P: 7	R: 0 E: 0 K: 2 S: 7	H: 0 LOB: 0 BB: 0 P: 7	R: 0 E: 0 K: 0 S: 4	H: 1 LOB: 1 BB: 0 P: 4	R: 2 E: 0 K: 2 S: 10	H: 3 LOB: 1 BB: 0 P: 10	R: 0 E: 0 K: 0 S: 3	H: 0 LOB: 2 BB: 1 P: 8	R: 1 E: 0 K: 0 S: 4	H: 2 LOB: 0 BB: 0 P: 4	R: 5 E: 1 K: 1 S: 11	H: 6 LOB: 2 BB: 1 P: 15		R: 0 E: 0 K: 1 S: 5	H: 0 LOB: 0 BB: 0 P: 5	1B: 10 2B: 4 3B: 0 HR: 1	SF: 0 SAC: 0 DP: 1 HBP: 1	WP: 0 PB: 1 SB: 0 CS: 0
PITCHER	IP WLS BF H R ER SO BB IBB HBP BLK WP HR S P ERA WHIP																					
Joe Hesketh, L (1.1) ERA: 3.0	5.0 L 22 7 3 3 6 0 0 0 0 0 0 0 34 34 5.40 1.400																					
Rick Grapenthin, R (6.1) ERA: 3.99	1.1 7 1 1 1 0 0 1 1 0 0 0 0 5 10 6.75 0.750																					
Dan Schatzeder, L (7.1) ERA: 7.36	1.1 10 7 5 4 1 0 0 0 0 0 1 12 12 27.00 5.250																					
Bert Roberge, R (8.1) ERA: 1.89	0.1 2 0 0 0 0 1 0 0 0 0 0 0 1 5 0.00 3.000																					
Tim Burke, R (9.1) ERA: 3.86	1.0 3 0 0 0 1 0 0 0 0 0 0 0 5 5 0.00 0.000																					

Batter	1	2	3	4	5	6	7	8	9	AB	R	H	RBI	BB	SO	LOB	BOTTOM			
Tim Raines, S (1.7) OBP: 0.255, SLG: 0.306										5	0	2	0	0	0	0	Philadelphia Phillies @ Montreal Expos Olympic Stadium, Montreal, QB Mon Apr 22 1985, 3:33 AM EST Att: 6,249 - Unknown			
Jim Wehlford, R (1.9) Terry Francona, L (7. PH) Herm Winningham, L (7. PR) OBP: 0.455, SLG: 0.455										3	0	0	0	0	0	0				
Andre Dawson, R (1.8) OBP: 0.311, SLG: 0.465										4	1	2	1	0	0	3				
Hubie Brooks, R (1.6) OBP: 0.333, SLG: 0.419										4	0	2	0	0	0	0				
Dan Driessen, L (1.3) OBP: 0.317, SLG: 0.474										4	0	0	0	0	1	3				
Tim Lincecum, R (1.5) OBP: 0.283, SLG: 0.435										4	0	1	0	0	1	1				
Vance Law, R (1.4) Dan Schatzeder, L (7.1) Bert Roberge, R (8.1) Razor Shines, S (8. PH) Tim Burke, R (9.1)										2	0	1	0	1	1	2				
Mike Fitzgerald, R (1.2) OBP: 0.351, SLG: 0.344										3	0	0	0	1	0	2				
Joe Hesketh, R (1.1) Miguel Dilone, S (5. PH) Rick Grapenthin, R (6.1) U L Washington, S (7.4) OBP: 0.333, SLG: 0.333										1	0	0	0	0	0	1				
Inning Stats	R: 0 E: 0 K: 1 S: 7	H: 2 LOB: 2 BB: 0 P: 7	R: 0 E: 0 K: 0 S: 4	H: 1 LOB: 1 BB: 0 P: 4	R: 1 E: 0 K: 0 S: 4	H: 1 LOB: 0 BB: 0 P: 4	R: 0 E: 0 K: 0 S: 3	H: 0 LOB: 1 BB: 1 P: 7	R: 0 E: 0 K: 1 S: 7	H: 1 LOB: 2 BB: 0 P: 7	R: 0 E: 0 K: 0 S: 4	H: 2 LOB: 2 BB: 1 P: 8	R: 0 E: 0 K: 1 S: 6	H: 1 LOB: 1 BB: 0 P: 6	R: 0 E: 0 K: 1 S: 6	H: 1 LOB: 0 BB: 0 P: 6		1B: 6 2B: 2 3B: 0 HR: 1	SF: 0 SAC: 0 DP: 1 HBP: 0	WP: 0 PB: 0 SB: 0 CS: 0
PITCHER	IP WLS BF H R ER SO BB IBB HBP BLK WP HR S P ERA WHIP																			
Shane Rawley, L (1.1) ERA: 2.08	5.2 W 24 5 1 1 1 1 1 0 0 0 0 0 25 29 1.59 1.059																			
Charles Hudson, R (6.1) ERA: 4.5	0.2 4 1 0 0 1 1 0 0 0 0 0 0 5 9 0.00 3.000																			
Don Carman, L (7.1) ERA:	0.0 1 1 0 0 0 0 0 0 0 0 0 0 1 1 ∞ ∞																			
Larry Andersen, R (7.1) ERA: 6.75	1.2 5 1 0 0 1 0 0 0 0 0 0 0 7 7 0.00 0.600																			
Pat Zachry, R (9.1) ERA: 3.89	1.0 4 1 0 0 1 0 0 0 0 0 0 0 6 6 0.00 1.000																			

Batter	1	2	3	4	5	6	7	8	9	AB	R	H	RBI	BB	SO	LOB	TOP			
Juan Samuel, R (1.4) OBP: 0.295, SLG: 0.441										4	1	1	1	0	0	2	Philadelphia Phillies @ Montreal Expos Olympic Stadium, Montreal, QB Wed Apr 24 1985, 3:33 AM EST Att: 10,417 - Unknown			
Jeff Stone, L (1.7) OBP: 0.347, SLG: 0.532 Garry Maddox, R (5.8) OBP: 0.529, SLG: 0.714										3	0	2	0	0	0	0				
Von Hayes, L (1.8) OBP: 0.383, SLG: 0.380										4	0	0	1	0	2	2				
Mike Schmidt, R (1.5) OBP: 0.276, SLG: 0.277										5	1	1	1	0	0	4				
Tim Corcoran, L (1.3) OBP: 0.400, SLG: 0.389										4	0	1	0	1	1	1				
Ozzie Virgil, R (1.2) OBP: 0.317, SLG: 0.550										4	2	2	2	0	0	3				
Greg Gross, L (1.9) OBP: 0.300, SLG: 0.368										4	0	2	0	0	0	0				
Don Carman, L (8.1)										0	0	0	0	0	0	0				
Steve Jeltz, S (1.6) OBP: 0.273, SLG: 0.200 John Wockenfuss, R (6, PH) Luis Aguayo, R (6.6)										2	0	1	0	0	0	0				
John Denny, R (1.1) Darren Daulton, L (6, PH) Pat Zachry, R (6.1) Glenn Wilson, R (8.7) OBP: 0.319, SLG: 0.467										2	0	0	0	0	1	2				
Inning Stats	R: 1 E: 0 K: 1 S: 7	H: 2 LOB: 1 BB: 0 P: 7	R: 1 E: 0 K: 0 S: 5	H: 3 LOB: 1 BB: 0 P: 5	R: 0 E: 0 K: 1 S: 6	H: 1 LOB: 2 BB: 1 P: 10	R: 0 E: 0 K: 1 S: 5	H: 0 LOB: 0 BB: 0 P: 5	R: 0 E: 1 K: 0 S: 4	H: 2 LOB: 1 BB: 0 P: 4	R: 0 E: 0 K: 1 S: 5	H: 0 LOB: 1 BB: 1 P: 9	R: 1 E: 0 K: 0 S: 4	H: 1 LOB: 0 BB: 0 P: 4	R: 3 E: 0 K: 0 S: 6	H: 3 LOB: 0 BB: 0 P: 6	1B: 7 2B: 1 3B: 0 HR: 4	SF: 2 SAC: 0 DP: 1 HBP: 0	WP: 1 PB: 0 SB: 1 CS: 0	PA: 41
PITCHER	IP WLS BF H R ER SO BB IBB HBP BLK WP HR S P ERA WHIP																			
Bryn Smith, R (1.1) ERA: 2.7	6.0 W 27 8 2 2 4 1 0 0 0 0 1 34 38 3.00 1.500																			
Dan Schatzeder, L (7.1) ERA: 9.0	2.2 13 4 4 4 1 1 0 0 0 1 3 14 18 13.50 1.875																			
Tim Burke, R (9.1) ERA: 3.72	0.1 S 1 0 0 0 0 0 0 0 0 0 0 0 1 1 0.00 0.000																			

Batter	1	2	3	4	5	6	7	8	9	AB	R	H	RBI	BB	SO	LOB	BOTTOM			
Tim Raines, S (1.7) OBP: 0.281, SLG: 0.370										4	2	2	2	1	0	0	Philadelphia Phillies @ Montreal Expos Olympic Stadium, Montreal, QB Wed Apr 24 1985, 3:33 AM EST Att: 10,417 - Unknown			
Miguel Dilone, S (1.8) OBP: 0.357, SLG: 0.462 Dan Schatzeder, L (7.1) OBP: 0.500, SLG: 0.500 Tim Burke, R (9.1)										4	1	2	2	0	0	1				
Terry Francona, L (1.9) OBP: 0.438, SLG: 0.400 Jim Wolford, R (7.9) OBP: 0.263, SLG: 0.353										3	1	1	0	1	0	0				
Dan Driessen, L (1.3) OBP: 0.360, SLG: 0.511										3	1	2	0	2	0	1				
Hubie Brooks, R (1.6) OBP: 0.352, SLG: 0.431										4	0	1	1	0	0	4				
Tim Wallach, R (1.5) OBP: 0.327, SLG: 0.462										2	0	1	1	1	0	2				
Vance Law, R (1.4) OBP: 0.386, SLG: 0.349										4	0	1	0	0	1	1				
Mike Fitzgerald, R (1.2) OBP: 0.378, SLG: 0.342										3	1	1	0	1	1	1				
Bryn Smith, R (1.1) OBP: 0.333, SLG: 0.500 Herm Winningham, L (7.8) OBP: 0.242, SLG: 0.241										2	1	1	0	0	1	3				
Inning Stats	R: 0 E: 0 K: 0 S: 3	H: 0 LOB: 0 BB: 0 P: 3	R: 0 E: 0 K: 1 S: 7	H: 3 LOB: 3 BB: 1 P: 11	R: 0 E: 0 K: 0 S: 2	H: 0 LOB: 0 BB: 1 P: 6	R: 1 E: 0 K: 0 S: 4	H: 1 LOB: 0 BB: 0 P: 4	R: 3 E: 0 K: 0 S: 6	H: 4 LOB: 2 BB: 2 P: 14	R: 3 E: 2 K: 1 S: 9	H: 4 LOB: 2 BB: 1 P: 13	R: 0 E: 0 K: 1 S: 5	H: 0 LOB: 1 BB: 1 P: 9	R: 0 E: 0 K: 0 S: 4	H: 1 LOB: 1 BB: 0 P: 4		1B: 10 2B: 2 3B: 1 HR: 0	SF: 1 SAC: 1 DP: 2 HBP: 0	WP: 0 PB: 0 SB: 1 CS: 1
PITCHER	IP WLS BF H R ER SO BB IBB HBP BLK WP HR S P ERA WHIP																			
John Denny, R (1.1) ERA: 4.3	5.0 L 24 8 4 4 4 3 1 0 0 0 0 0 22 38 7.20 2.200																			
Pat Zachry, R (6.1) ERA: 6.23	2.0 12 4 3 2 2 1 1 0 0 0 0 0 14 22 9.00 2.500																			
Don Carman, L (8.1) ERA:	1.0 4 1 0 0 0 0 0 0 0 0 0 0 4 4 0.00 1.000																			

Batter	1	2	3	4	5	6	7	8	9	AB	R	H	RBI	BB	SO	LOB	TOP
Vince Coleman, S (1, 8) OBP: 0.389, SLG: 0.424			F6		L5			4-3		4	0	1	0	0	0	0	
Lonnie Smith, R (1, 7) OBP: 0.397, SLG: 0.388	F5					F7		K		4	0	1	0	0	1	1	
Tom Herr, S (1, 4) OBP: 0.485, SLG: 0.442	FC3-2		F7					BB		4	0	2	0	0	0	2	
Jack Clark, R (1, 3) OBP: 0.446, SLG: 0.577	FC5-4					F7		BB		3	1	1	1	1	0	2	
Andy Van Slyke, L (1, 9) OBP: 0.407, SLG: 0.408		E6		F7		G3		4-3		4	1	0	0	0	0	3	
Terry Pendleton, S (1, 5) OBP: 0.254, SLG: 0.300				F7			F7		4-3	4	0	1	0	0	0	0	
Michael LaValliere, L (1, 2) OBP: 0.309, SLG: 0.207		SF8		F8				K		3	0	1	1	0	1	0	
Ozzie Smith, S (1, 6) OBP: 0.293, SLG: 0.314		G4-3			G3		5-3	4-3		4	0	0	0	0	0	2	
Danny Cox, R (1, 1) OBP: 0.143, SLG: 0.143				5-3						2	0	0	0	0	0	0	
Steve Braun, L (7, PH) OBP: 0.188, SLG: 0.250					L3					1	0	0	0	0	0	1	
Jeff Lantini, R (7, 1)										0	0	0	0	0	0	0	
Ricky Horton, L (8, 1)										0	0	0	0	0	0	0	
Inning Stats	R: 0 E: 0 K: 0 S: 4	H: 1 LOB: 1 BB: 0 P: 4	R: 1 E: 1 K: 0 S: 4	H: 1 LOB: 0 BB: 0 P: 4	R: 0 E: 0 K: 0 S: 4	H: 1 LOB: 1 BB: 0 P: 4	R: 1 E: 0 K: 0 S: 4	H: 1 LOB: 0 BB: 0 P: 4	R: 0 E: 0 K: 1 S: 6	H: 1 LOB: 2 BB: 1 P: 10	R: 0 E: 0 K: 1 S: 5	H: 0 LOB: 0 BB: 0 P: 5	1B: 5 2B: 1 3B: 0 HR: 1	SF: 1 SAC: 0 DP: 1 HBP: 0	WP: 0 PB: 0 SB: 2 CS: 0	PA: 35	
PITCHER	IP WLS BF H R ER SO BB IBB HBP BLK WP HR S P ERA WHIP																
Bill Gullickson, R (1, 1) ERA: 1.75	6.2 W 26 6 2 1 0 0 0 0 0 0 0 1 26 26 1.35 0.900																
Jeff Reardon, R (7, 1) ERA: 0.73	2.1 S 9 1 0 0 2 1 0 0 0 0 0 0 12 16 0.00 0.857																

St. Louis Cardinals @ Montreal Expos
Olympic Stadium, Montreal, QB
Thu Apr 25 1985, 3:33 AM EST
Att: 10,203 - Unknown

AB 33
R 2
H 7
RBI 2
BB 1
SO 2
LOB 11



Batter	1	2	3	4	5	6	7	8	9	AB	R	H	RBI	BB	SO	LOB	BOTTOM	
Tim Raines, S (1, 7) OBP: 0.262, SLG: 0.345	F8		K		5-3			1-3		4	0	0	0	0	1	2		
Miguel Dilone, S (1, 8) OBP: 0.353, SLG: 0.400										2	1	0	0	1	0	1		
Herm Winningham, L (8, 8) OBP: 0.265, SLG: 0.267	E		CS	4-3	4-3			E		1	1	1	0	0	0	0		
Andre Dawson, R (1, 9) OBP: 0.315, SLG: 0.500	5-3							BB		4	1	2	2	0	0	0		
Dan Driessen, L (1, 3) OBP: 0.370, SLG: 0.531	F8							BB		4	1	2	0	0	1	1		
Hubie Brooks, R (1, 6) OBP: 0.328, SLG: 0.400		F4		F9				F7		4	0	0	0	0	0	3		
Tim Wallach, R (1, 5) OBP: 0.328, SLG: 0.455										3	0	1	1	0	2	0		
Vance Law, R (1, 4) OBP: 0.365, SLG: 0.326										3	0	0	0	0	1	1		
Mike Fitzgerald, R (1, 2) OBP: 0.317, SLG: 0.375										2	0	2	0	1	0	0		
Bill Gullickson, R (1, 1) ERA: 2.75										1	0	0	0	0	0	1		
Jeff Reardon, R (7, 1) ERA: 1.04										1	0	0	0	0	1	1		
Inning Stats	R: 1 E: 1 K: 0 S: 3	H: 0 LOB: 0 BB: 1 P: 7	R: 0 E: 0 K: 1 S: 5	H: 0 LOB: 0 BB: 0 P: 5	R: 0 E: 0 K: 1 S: 4	H: 0 LOB: 1 BB: 1 P: 8	R: 2 E: 0 K: 0 S: 6	H: 3 LOB: 1 BB: 0 P: 6	R: 0 E: 0 K: 0 S: 4	H: 1 LOB: 1 BB: 0 P: 4	R: 0 E: 0 K: 3 S: 10	H: 1 LOB: 1 BB: 0 P: 10	R: 0 E: 1 K: 1 S: 7	H: 2 LOB: 1 BB: 0 P: 7	1B: 6 2B: 1 3B: 0 HR: 1	SF: 0 SAC: 1 DP: 1 HBP: 0	WP: 0 PB: 0 SB: 0 CS: 1	PA: 33
PITCHER	IP WLS BF H R ER SO BB IBB HBP BLK WP HR S P ERA WHIP																	
Danny Cox, R (1, 1) ERA: 2.75	6.0 L 23 5 3 2 2 2 0 0 0 0 0 0 1 25 33 3.00 1.167																	
Jeff Lantini, R (7, 1) ERA: 1.04	1.1 7 3 1 0 3 0 0 0 0 0 0 0 13 13 0.00 2.250																	
Ricky Horton, L (8, 1) ERA: 1.04	0.2 2 0 0 0 0 1 0 0 0 0 0 0 4 4 0.00 0.000																	

St. Louis Cardinals @ Montreal Expos
Olympic Stadium, Montreal, QB
Thu Apr 25 1985, 3:33 AM EST
Att: 10,203 - Unknown


AB 29
R 4
H 8
RBI 3
BB 2
SO 6
LOB 10



Batter	1	2	3	4	5	6	7	8	9	AB	R	H	RBI	BB	SO	LOB	TOP					
Vince Coleman, S OBP: 0.356, SLG: 0.390 (1, 9)	0-0 6-3		0-3 K			0-0 5-3		0-0 4-3		4	0	0	0	0	1	0						
Lonnie Smith, R OBP: 0.394, SLG: 0.375 Neil Allen, R (1, 7) (8, 1)	0-0 E 1B		0-0 1B			0-0 F8		0-0 F9		4	1	2	0	0	0	0						
Tom Herr, S OBP: 0.467, SLG: 0.443 (1, 4)	0-0 F4		0-0 1-3			0-3 K			0-0 F6	4	0	0	0	0	1	2						
Jack Clark, R OBP: 0.419, SLG: 0.508 (1, 3)	0-0 1-3			0-0 F7			0-0 5-3		0-3 K	4	0	0	0	0	1	0						
Willie McGee, S OBP: 0.310, SLG: 0.429 (1, 8)		0-0 S 5-3 1B		0-0 F8			0-3 K		0-0 1-3	4	1	1	0	0	1	0						
Terry Pendleton, S OBP: 0.296, SLG: 0.333 Ivan De Jesus, R OBP: 0.500, SLG: 0.500 (1, 5) (8, 5)		0-3 K 1-2		0-0 5-3			0-0 1B 2B			3	1	1	0	0	1	1						
Tom Nieto, R OBP: 0.375, SLG: 0.286 (1, 2)		0-0 5-3 2-H			4-0 FC5-4 BB		0-0 1B			2	0	1	2	1	0	0						
Ozzie Smith, S OBP: 0.266, SLG: 0.281 (1, 6)		0-0 1-3			0-0 FC5-4 1-2		0-0 5-3			3	0	0	0	0	0	2						
John Tudor, L Jeff Lahti, R Ricky Horton, L Andy Van Slyke, L OBP: 0.418, SLG: 0.418 (1, 1) (7, 1) (7, 1) (8, PH) (8, 9)			0-0 F7		0-0 SH2-4-6 1-3			0-0 F5		1	0	0	0	0	0	0						
Inning Stats	R: 1 E: 0 K: 0 S: 4	H: 1 LOB: 0 BB: 0 P: 4	R: 1 E: 0 K: 1 S: 6	H: 1 LOB: 0 BB: 0 P: 6	R: 0 E: 0 K: 1 S: 6	H: 1 LOB: 1 BB: 0 P: 6	R: 0 E: 0 K: 0 S: 3	H: 0 LOB: 0 BB: 0 P: 3	R: 0 E: 0 K: 1 S: 5	H: 0 LOB: 0 BB: 1 P: 6	R: 1 E: 0 K: 1 S: 7	H: 2 LOB: 1 BB: 0 P: 7	R: 0 E: 0 K: 0 S: 3	H: 0 LOB: 0 BB: 0 P: 3	R: 0 E: 0 K: 1 S: 5	H: 0 LOB: 0 BB: 0 P: 5	1B: 4 2B: 2 3B: 0 HR: 0	SF: 0 SAC: 1 DP: 1 HBP: 0	WP: 0 PB: 0 SB: 3 CS: 0	PA: 32		
PITCHER	IP WLS BF H R ER SO BB IBB HBP BLK WP HR S P ERA WHIP	7.0 W 26 5 3 2 4 1 0 0 0 0 0 33 37 2.57 0.857	2.0 S 6 0 0 0 1 0 0 0 0 0 0 8 8 0.00 0.000																			

St. Louis Cardinals @ Montreal Expos
Olympic Stadium, Montreal, QB
Sat Apr 27 1985, 3:33 AM EST
Att: 15,171 - Unknown

AB 30
R 3
H 5
RBI 2
BB 1
SO 5
LOB 5



Batter	1	2	3	4	5	6	7	8	9	AB	R	H	RBI	BB	SO	LOB	BOTTOM					
Tim Raines, S OBP: 0.296, SLG: 0.373 (1, 7)	0-0 6-3 4-3 2B		0-0 5-3		0-0 FC5-4 WP		0-0 1B 1B	0-0 BB 1B		5	3	3	0	0	0	1						
U L Washington, S OBP: 0.400, SLG: 0.357 (1, 4)	0-0 6-3 2-3		0-0 FC5-4 1B		0-0 6-3 1-2		0-0 1B 1B 1B	4-0 HR BB		4	2	2	1	1	0	2						
Andre Dawson, R OBP: 0.371, SLG: 0.633 (1, 8) (8, 9)	0-0 4-3		0-0 FC5-4 1B		0-0 FC5-4 1B		0-0 1B 1B	0-0 HR		5	2	4	5	0	0	0						
Hubie Brooks, R OBP: 0.343, SLG: 0.419 (1, 6)	1-0 E HBP		0-0 FC9-4-6 1-2 2-3			0-0 F4	0-0 1B 1B	0-0 1-3		4	0	1	0	0	0	3						
Tim Wallach, R OBP: 0.343, SLG: 0.508 (1, 5)	0-0 E5 1-2			0-0 5-3		0-0 F8	0-0 1B	0-0 F9		5	0	1	2	0	0	2						
Jim Wehford, R OBP: 0.281, SLG: 0.300 Terry Francona, L Herm Winningham, L OBP: 0.471, SLG: 0.400 OBP: 0.237, SLG: 0.258 (1, 9) (7, PH) (7, PH) (8, 8)	0-0 F8			0-0 F6		4-0 BB	4-0 IBB			2	0	0	0	1	0	2						
Razor Shines, S OBP: 0.083, SLG: 0.083 Vance Law, R OBP: 0.368, SLG: 0.320 (6, PH) (7, 3)		0-0 B1-3		0-0 4-3		0-0 5-3	0-3 K			2	0	0	0	0	0	0						
Dan Driessen, L OBP: 0.383, SLG: 0.528 (7, PH) (8, 3)										1	0	0	0	0	1	3						
Sal Butera, R Miguel Dilone, S OBP: 0.348, SLG: 0.350 Bert Roberge, R (1, 2) (7, PH) (8, 1)		0-0 1-3			0-0 F2		0-0 5-3 1-3			2	0	0	0	0	0	0						
Joe Hesketh, R OBP: 0.333, SLG: 0.333 Mike Fitzgerald, R OBP: 0.307, SLG: 0.356 (1, 1) (7, PH) (8, 2)		0-3 K			0-0 FC5-4 1B		0-0 1B 1B	0-0 F9		2	0	1	0	0	1	0						
Inning Stats	R: 1 E: 1 K: 0 S: 5	H: 1 LOB: 2 BB: 0 P: 6	R: 0 E: 0 K: 1 S: 5	H: 0 LOB: 0 BB: 0 P: 5	R: 0 E: 0 K: 0 S: 4	H: 2 LOB: 1 BB: 0 P: 4	R: 0 E: 0 K: 0 S: 3	H: 0 LOB: 0 BB: 0 P: 3	R: 0 E: 0 K: 0 S: 4	H: 1 LOB: 2 BB: 1 P: 8	R: 4 E: 0 K: 1 S: 11	H: 6 LOB: 3 BB: 1 P: 15	R: 3 E: 0 K: 0 S: 5	H: 2 LOB: 0 BB: 1 P: 9	R: 0 E: 0 K: 0 S: 5	H: 0 LOB: 0 BB: 0 P: 5	1B: 11 2B: 1 3B: 0 HR: 1	SF: 0 SAC: 0 DP: 1 HBP: 1	WP: 1 PB: 0 SB: 1 CS: 0	PA: 41		
PITCHER	IP WLS BF H R ER SO BB IBB HBP BLK WP HR S P ERA WHIP	6.1 L 29 8 4 4 4 1 0 1 0 0 0 0 29 34 5.68 1.421	0.0 4 3 1 1 0 0 0 1 0 0 0 0 0 3 7 ∞ ∞	0.2 2 0 0 0 1 0 0 0 0 0 0 0 4 4 0.00 0.000	1.0 6 2 3 3 0 1 0 0 0 0 1 5 9 27.00 3.000																	

St. Louis Cardinals @ Montreal Expos
Olympic Stadium, Montreal, QB
Sat Apr 27 1985, 3:33 AM EST
Att: 15,171 - Unknown

AB 37
R 8
H 13
RBI 8
BB 3
SO 2
LOB 18



Batter	1	2	3	4	5	6	7	8	9	AB	R	H	RBI	BB	SO	LOB	TOP			
Vince Coleman, S (1, 7) OBP: 0.360, SLG: 0.378	0-0 4-3 S FC6-4 1B	4-0 BB BB		0-0 F7		0-0 1-3		0-0 F5	4 1 1 0 1 0 1											
Andy Van Slyke, L (1, 9) OBP: 0.386, SLG: 0.350	0-0 4-3 1-3	4-0 1-2 2-3 3-H BB		0-0 F8			0-0 4-3	0-0 4-3	4 0 0 1 1 0 2											
Tom Herr, S (1, 4) OBP: 0.488, SLG: 0.453	4-0 FC6-4 BB				4-0 S BB		0-0 FC6-4 1B	0-0 1B 1B	3 1 2 0 2 1 3											
Jack Clark, R (1, 3) OBP: 0.418, SLG: 0.500	0-0 FC6-4 1-2 3-H			0-0 FC1-6 1B		0-0 F7 1-2	0-0 FC6-4 WP	0-0 1B 1B	5 0 2 1 0 0 3											
Willie McGee, S (1, 8) OBP: 0.324, SLG: 0.406	0-0 1-3			0-0 FC1-6 S		4-0 BB	0-0 4-3	0-0 1B 1B	4 0 1 1 1 0 3											
Darrell Porter, L (1, 2) OBP: 0.214, SLG: 0.154		4-0 SH1-4 BB BB		0-0 F5 1-2		0-0 F2		0-0 1B	4 1 1 0 1 0 5											
Terry Pendleton, S (1, 5) OBP: 0.293, SLG: 0.329		0-0 BB SH1-4 1B		0-0 K		0-3 K		0-3 K	4 0 1 0 0 3 4											
Ozzie Smith, S (1, 6) OBP: 0.269, SLG: 0.271 (8, PH)				0-0 F8		4-0 BLK BB		0-0 F8	2 0 0 0 1 0 2											
Steve Braun, L (8, PH) OBP: 0.233, SLG: 0.235								0-0 F4	1 0 0 0 0 0 1											
Jeff Lahti, R (8, 1)									0 0 0 0 0 0 0											
Kurt Kershira, L (7, 1) OBP: 0.167, SLG: 0.167				0-0 SH1-4		0-3 K		0-0 F4	2 0 0 0 0 0 2											
Ricky Horton, L (7, 1)									0 0 0 0 0 0 0											
Neil Allen, R (7, 1)									0 0 0 0 0 0 0											
Ken Dayley, L (7, 1)									0 0 0 0 0 0 0											
Mike Jorgensen, L (8, PH) OBP: 0.426, SLG: 0.500				1-2 2-3					1 0 0 0 0 0 1											
Ivan De Jesus, R (8, 9) OBP: 0.500, SLG: 0.500									0 0 0 0 0 0 0											
Inning Stats	R: 1 E: 1 K: 0 S: 4	H: 1 LOB: 1 BB: 1 P: 8	R: 1 E: 0 K: 1 S: 6	H: 1 LOB: 3 BB: 3 P: 18	R: 0 E: 0 K: 1 S: 6	H: 1 LOB: 1 BB: 0 P: 6	R: 0 E: 0 K: 1 S: 5	H: 0 LOB: 1 BB: 1 P: 9	R: 0 E: 0 K: 1 S: 5	H: 0 LOB: 2 BB: 2 P: 13	R: 0 E: 0 K: 0 S: 4	H: 1 LOB: 1 BB: 0 P: 4	R: 0 E: 0 K: 1 S: 6	H: 1 LOB: 1 BB: 0 P: 6	R: 1 E: 0 K: 0 S: 6	H: 3 LOB: 2 BB: 0 P: 6	1B: 8 2B: 0 3B: 0 HR: 0	SF: 0 SAC: 1 DP: 0 HBP: 0	WP: 1 PB: 0 SB: 3 CS: 0	PA: 42
PITCHER	IP WLS BF H R ER SO BB IBB HBP BLK WP HR S P ERA WHIP																			
Steve Rogers, R (1, 1) ERA: 4.08	5.0 W 25 3 2 2 4 7 0 0 0 1 0 0 26 54 3.60 2.000																			
Dan Schatzeder, L (6, 1) ERA: 7.5	2.0 7 1 0 0 1 0 0 0 0 0 1 0 9 9 0.00 0.500																			
Jeff Reardon, R (8, 1) ERA: 1.26	2.0 S 10 4 1 1 1 0 0 0 0 0 0 0 12 12 4.50 2.000																			
Batter	1	2	3	4	5	6	7	8	9	AB	R	H	RBI	BB	SO	LOB	BOTTOM			
Tim Raines, S (1, 7) OBP: 0.303, SLG: 0.380	0-0 1B S 1B	0-0 SF8 3-H			0-0 F8		0-0 BB 1B	0-0 FC6-4 1-2	4 1 2 1 0 0 2											
Herm Winningham, L (1, 8) OBP: 0.256, SLG: 0.257	0-0 5-3 1-2	0-0 F4			0-0 L5		0-0 BB 1B		4 0 1 0 0 0 2											
Andre Dawson, R (1, 9) OBP: 0.379, SLG: 0.619	0-0 1B SF7 2-3			0-0 F6		0-3 K	4-0 G4-3 BB	1-2 2-3 3-H	3 1 1 1 1 1 0											
Dan Driessen, L (1, 3) OBP: 0.375, SLG: 0.509	0-0 1-3 3-H 1B			0-0 F8		0-0 F4	0-0 G4-3	1-2	4 0 1 1 0 0 3											
Hubie Brooks, R (1, 6) OBP: 0.338, SLG: 0.406	0-0 SF7 3-H			4-0 BB		0-0 E7		0-0 4-3	2 0 0 1 1 0 0											
Tim Lincecum, R (1, 5) OBP: 0.338, SLG: 0.493	0-3 K			0-0 F2		0-0 L1		0-0 2B CS 1B	4 0 1 0 0 1 3											
Vance Law, R (1, 4) OBP: 0.377, SLG: 0.352				0-0 F6		0-0 5-3		0-0 CS 1B 2B	4 2 2 0 0 0 1											
Mike Fitzgerald, R (1, 2) OBP: 0.397, SLG: 0.333				0-0 F6		0-3 K		0-0 1B CS IBB	3 0 0 0 1 1 1											
Steve Rogers, R (1, 1) OBP: 0.091, SLG: 0.091				0-0 E5		0-0 1-3		0-0 1B S BB 1B	2 0 0 0 0 0 1											
Dan Schatzeder, L (6, 1) OBP: 0.500, SLG: 0.500								0-0 FC6-4	0 0 0 0 0 0 0											
Razor Shines, S (7, PH) OBP: 0.154, SLG: 0.154									1 0 1 0 0 0 0											
Miguel Dilone, S (7, PR) OBP: 0.348, SLG: 0.350				1-3					0 1 0 0 0 0 0											
Jeff Reardon, R (8, 1) OBP: 0.500, SLG: 0.500								1-3 2-H 3-H	1 0 1 1 0 0 0											
Inning Stats	R: 2 E: 0 K: 1 S: 8	H: 3 LOB: 1 BB: 0 P: 8	R: 1 E: 1 K: 0 S: 5	H: 1 LOB: 0 BB: 0 P: 5	R: 0 E: 0 K: 0 S: 3	H: 0 LOB: 1 BB: 1 P: 7	R: 0 E: 0 K: 1 S: 5	H: 0 LOB: 0 BB: 0 P: 5	R: 0 E: 0 K: 0 S: 4	H: 0 LOB: 1 BB: 0 P: 4	R: 1 E: 0 K: 0 S: 5	H: 3 LOB: 3 BB: 1 P: 9	R: 1 E: 0 K: 0 S: 5	H: 3 LOB: 2 BB: 1 P: 9	R: 1 E: 0 K: 0 S: 5	H: 3 LOB: 2 BB: 1 P: 9	1B: 9 2B: 1 3B: 0 HR: 0	SF: 2 SAC: 0 DP: 1 HBP: 0	WP: 0 PB: 0 SB: 2 CS: 3	PA: 37
PITCHER	IP WLS BF H R ER SO BB IBB HBP BLK WP HR S P ERA WHIP																			
Kurt Kershira, R (1, 1) ERA: 7.32	6.1 L 28 6 4 3 3 1 0 0 0 0 0 0 33 37 4.26 1.105																			
Ricky Horton, L (7, 1) ERA: 0.96	0.0 1 1 0 0 0 0 0 0 0 0 0 0 1 1 * *																			
Neil Allen, R (7, 1) ERA: 7.04	0.0 1 0 0 0 0 0 1 0 0 0 0 0 0 4 * *																			
Ken Dayley, L (7, 1) ERA: 1.17	0.2 1 0 0 0 0 0 0 0 0 0 0 0 1 1 0.00 0.000																			
Jeff Lahti, R (8, 1) ERA: 4.15	1.0 6 3 1 1 0 0 1 0 0 0 0 0 5 9 9.00 3.000																			

St. Louis Cardinals @ Montreal Expos
Olympic Stadium, Montreal, QB
Sun Apr 28 1985, 3:33 AM EDT
Att: 14,426 - Unknown

AB 34
R 3
H 8
RBI 3
BB 7
SO 6
LOB 26



St. Louis Cardinals @ Montreal Expos
Olympic Stadium, Montreal, QB
Sun Apr 28 1985, 3:33 AM EDT
Att: 14,426 - Unknown

AB 32
R 5
H 10
RBI 5
BB 3
SO 3
LOB 13



Batter	1	2	3	4	5	6	7	8	9	AB	R	H	RBI	BB	SO	LOB	TOP				
Tim Raines, S OBP: 0.301, SLG: 0.372 Miguel Dilone, S OBP: 0.308, SLG: 0.304										2	0	1	0	0	0	2	Montreal Expos @ Philadelphia Phillies Veterans Stadium, Philadelphia, PA Tue Apr 30 1985, 7:05 PM EDT Att: 18,104 - Unknown				
U L Washington, S OBP: 0.456, SLG: 0.435										4	0	2	0	0	0	0					
Andre Dawson, R OBP: 0.365, SLG: 0.571 Herm Winningham, L OBP: 0.295, SLG: 0.300										3	0	0	0	0	1	3					
Hubie Brooks, R OBP: 0.350, SLG: 0.394										3	0	0	0	1	2	2					
Dan Driessen, L OBP: 0.366, SLG: 0.484										4	0	2	0	0	0	2					
Tim Wallach, R OBP: 0.338, SLG: 0.479 Doug Flynn, R										2	0	1	0	0	0	0					
Jim Wohlford, R OBP: 0.259, SLG: 0.292										4	0	1	0	0	0	1					
Mike Fitzgerald, R OBP: 0.397, SLG: 0.327 Sal Butera, R OBP: 0.250, SLG: 0.250										2	0	1	0	0	0	0					
Bill Gullickson, R OBP: 0.222, SLG: 0.222 Rick Grapenthin, R OBP: 1.000, SLG: 1.000 Vance Law, R OBP: 0.365, SLG: 0.339 Tim Burke, R										1	0	0	0	0	1	2					
Razor Shines, S OBP: 0.133, SLG: 0.133										1	0	0	0	0	0	2					
Inning Stats	R: 0 E: 1 K: 1 S: 6	H: 2 LOB: 2 BB: 1 P: 10	R: 0 E: 0 K: 1 S: 7	H: 3 LOB: 2 BB: 0 P: 7	R: 0 E: 0 K: 0 S: 3	H: 0 LOB: 0 BB: 0 P: 3	R: 0 E: 0 K: 0 S: 3	H: 0 LOB: 0 BB: 0 P: 3	R: 0 E: 0 K: 1 S: 7	H: 2 LOB: 2 BB: 0 P: 7	R: 0 E: 0 K: 0 S: 3	H: 0 LOB: 0 BB: 0 P: 3	R: 0 E: 0 K: 1 S: 6	H: 1 LOB: 1 BB: 0 P: 6	R: 0 E: 0 K: 0 S: 5	H: 2 LOB: 2 BB: 0 P: 5		1B: 11 2B: 0 3B: 0 HR: 0	SF: 0 SAC: 0 DP: 1 HBP: 0	WP: 0 PB: 0 SB: 0 CS: 1	PA: 36
PITCHER Jerry Kosman, L ERA: 4.21	IP: 9.0 WLS: W BF: 36 H: 11 R: 0 ER: 0 SO: 4 BB: 1 IBB: 0 HBP: 0 BLK: 0 WP: 0 HR: 0 S: 43 P: 47 ERA: 0.00 WHIP: 1.333															PITCHER					

Batter	1	2	3	4	5	6	7	8	9	AB	R	H	RBI	BB	SO	LOB	BOTTOM		
Juan Samuel, R OBP: 0.286, SLG: 0.383 Luis Aguayo, R										4	2	3	0	0	1	0	Montreal Expos @ Philadelphia Phillies Veterans Stadium, Philadelphia, PA Tue Apr 30 1985, 7:05 PM EDT Att: 18,104 - Unknown		
Jeff Stone, L OBP: 0.364, SLG: 0.467										4	2	2	0	1	0	1			
Von Hayes, L OBP: 0.432, SLG: 0.493										5	2	4	2	0	0	2			
Mike Schmidt, R OBP: 0.308, SLG: 0.338 Kiko Garcia, R										3	3	2	2	1	0	1			
Tim Corcoran, L OBP: 0.408, SLG: 0.409 John Wockenfuss, R OBP: 0.250, SLG: 0.143										3	2	1	1	1	0	3			
Glenn Wilson, R OBP: 0.288, SLG: 0.484 Greg Gross, L OBP: 0.250, SLG: 0.304										2	0	1	4	0	0	1			
Darren Daulton, L OBP: 0.385, SLG: 0.200										3	0	1	0	2	1	1			
Steve Jeltz, S OBP: 0.263, SLG: 0.212										4	0	2	2	0	0	2			
Jerry Kosman, R										5	0	0	0	0	2	5			
Inning Stats	R: 4 E: 0 K: 1 S: 8	H: 3 LOB: 1 BB: 2 P: 16	R: 0 E: 0 K: 1 S: 6	H: 2 LOB: 1 BB: 0 P: 6	R: 2 E: 0 K: 0 S: 5	H: 2 LOB: 1 BB: 1 P: 9	R: 4 E: 1 K: 0 S: 8	H: 5 LOB: 2 BB: 1 P: 12	R: 1 E: 0 K: 1 S: 6	H: 1 LOB: 1 BB: 0 P: 6	R: 0 E: 0 K: 1 S: 7	H: 1 LOB: 2 BB: 0 P: 7	R: 0 E: 0 K: 0 S: 4	H: 1 LOB: 1 BB: 0 P: 4	1B: 13 2B: 3 3B: 0 HR: 0	SF: 2 SAC: 0 DP: 0 HBP: 0		WP: 1 PB: 0 SB: 1 CS: 2	PA: 45
PITCHER Bill Gullickson, R ERA: 4.08 Rick Grapenthin, R ERA: 10.5 Tim Burke, R ERA: 3.0 Razor Shines, R ERA:	IP: 3.0 WLS: L BF: 20 H: 9 R: 8 ER: 8 SO: 2 BB: 3 IBB: 0 HBP: 0 BLK: 0 WP: 0 HR: 0 S: 21 P: 33 ERA: 24.00 WHIP: 4.000															PITCHER			

Batter	1	2	3	4	5	6	7	8	9	AB	R	H	RBI	BB	SO	LOB	TOP								
Miguel Dilone, S OBP: 0.290, SLG: 0.286 (1, 7)			1-3	FC5		5-3		K		5	0	1	0	0	1	4	Montreal Expos @ Philadelphia Phillies Veterans Stadium, Philadelphia, PA Wed May 01 1985, 7:05 PM EDT Att: 17,464 - Unknown								
U L Washington, S OBP: 0.379, SLG: 0.357 (1, 4)	4-3		E6		5-3		K	1-3		5	1	0	0	0	1	2									
Andre Dawson, R OBP: 0.367, SLG: 0.587 (1, 8) (7, 9)	F4						F9		F7	5	1	2	0	0	0	1									
Hubie Brooks, R OBP: 0.341, SLG: 0.421 (1, 6)	5-3		6-3		6-3				6-3	5	1	1	2	0	0	3									
Tim Wallach, R OBP: 0.366, SLG: 0.513 (1, 5)			F8							5	0	4	1	0	0	1									
Jim Wehford, R OBP: 0.298, SLG: 0.259 Herm Winningham, L (7, PR) OBP: 0.289, SLG: 0.293 (7, 8)	FC6-4				4-3				4-3	3	0	0	0	1	1	2									
Razor Shines, S OBP: 0.156, SLG: 0.158 Bert Roberge, R OBP: 0.500, SLG: 0.500 (7, 1) Jeff Reardon, R OBP: 0.500, SLG: 0.500 (7, 1)										4	0	1	0	0	1	2									
Mike Fitzgerald, R OBP: 0.303, SLG: 0.327 (1, 2)	F8								4-3	3	0	1	0	1	0	2									
David Palmer, R OBP: 0.286, SLG: 0.429 Terry Francona, L OBP: 0.474, SLG: 0.471 (7, 3)			2-3							2	0	1	0	0	0	2									
Inning Stats	R: 0 E: 0 K: 0 S: 4	H: 1 LOB: 1 BB: 0 P: 4	R: 0 E: 0 K: 0 S: 5	H: 2 LOB: 2 BB: 0 P: 5	R: 1 E: 1 K: 0 S: 5	H: 1 LOB: 1 BB: 0 P: 5	R: 0 E: 0 K: 1 S: 6	H: 1 LOB: 2 BB: 1 P: 10	R: 1 E: 0 K: 0 S: 5	H: 2 LOB: 1 BB: 0 P: 5	R: 0 E: 0 K: 1 S: 6	H: 1 LOB: 0 BB: 0 P: 6	R: 1 E: 0 K: 1 S: 7	H: 2 LOB: 2 BB: 1 P: 11	R: 0 E: 0 K: 1 S: 6	H: 1 LOB: 1 BB: 0 P: 6		R: 0 E: 0 K: 0 S: 4	H: 1 LOB: 1 BB: 0 P: 4	1B: 7 2B: 4 3B: 0 HR: 1	SF: 0 SAC: 1 DP: 0 HBP: 0	WP: 0 PB: 0 SB: 1 CS: 0	PA: 42		
PITCHER	IP	WLS	BF	H	R	ER	SO	BB	IBB	HBP	BLK	WP	HR	S	P	ERA	WHIP								
Shane Rawley, L ERA: 1.99 Larry Andersen, R ERA: 3.0	7.0	L	34	10	3	2	3	1	1	0	0	0	1	38	46	2.57	1.571								

AB	39
R	3
H	12
RBI	3
BB	2
SO	4
LOB	20



Batter	1	2	3	4	5	6	7	8	9	AB	R	H	RBI	BB	SO	LOB	BOTTOM								
Juan Samuel, R OBP: 0.295, SLG: 0.381 (1, 4)	F9		5-3			1B				3	1	1	0	1	0	0	Montreal Expos @ Philadelphia Phillies Veterans Stadium, Philadelphia, PA Wed May 01 1985, 7:05 PM EDT Att: 17,464 - Unknown								
Jeff Stone, L OBP: 0.357, SLG: 0.453 Larry Andersen, R (8, 1)	K									4	1	1	0	0	2	2									
Von Hayes, L OBP: 0.424, SLG: 0.493 (1, 8)	4-3									4	0	1	2	0	1	0									
Mike Schmidt, R OBP: 0.305, SLG: 0.333 (1, 5)										4	0	1	0	0	0	1									
Tim Corcoran, L OBP: 0.396, SLG: 0.383 (1, 3)										3	0	0	0	1	1	1									
Glenn Wilson, R OBP: 0.286, SLG: 0.470 (1, 9)										4	0	1	0	0	1	3									
Ozzie Virgil, R OBP: 0.344, SLG: 0.500 (1, 2)										4	0	1	0	0	1	2									
Steve Jeltz, S OBP: 0.250, SLG: 0.200 Darren Daulton, L OBP: 0.357, SLG: 0.182 (9, PH)			6-3							3	0	0	0	0	1	2									
Shane Rawley, R Greg Gross, L OBP: 0.240, SLG: 0.292 (7, PH) (8, 7)										2	0	0	0	0	1	0									
Inning Stats	R: 0 E: 0 K: 1 S: 5	H: 0 LOB: 0 BB: 0 P: 5	R: 0 E: 0 K: 1 S: 6	H: 1 LOB: 0 BB: 0 P: 6	R: 0 E: 0 K: 0 S: 3	H: 0 LOB: 0 BB: 0 P: 3	R: 0 E: 0 K: 0 S: 6	H: 0 LOB: 0 BB: 0 P: 6	R: 2 E: 0 K: 0 S: 6	H: 3 LOB: 2 BB: 1 P: 10	R: 0 E: 0 K: 1 S: 6	H: 1 LOB: 2 BB: 1 P: 10	R: 0 E: 0 K: 1 S: 5	H: 0 LOB: 0 BB: 0 P: 5	R: 0 E: 0 K: 2 S: 7	H: 0 LOB: 0 BB: 0 P: 7		1B: 5 2B: 1 3B: 0 HR: 0	SF: 0 SAC: 0 DP: 0 HBP: 0	WP: 1 PB: 0 SB: 0 CS: 0	PA: 35				
PITCHER	IP	WLS	BF	H	R	ER	SO	BB	IBB	HBP	BLK	WP	HR	S	P	ERA	WHIP								
David Palmer, R ERA: 4.09 Bert Roberge, R ERA: 1.54 Jeff Reardon, R ERA: 1.08	6.0	W	24	5	2	2	4	1	0	0	0	0	0	31	35	3.00	0.833								

AB	33
R	2
H	6
RBI	2
BB	2
SO	8
LOB	12



Batter	1	2	3	4	5	6	7	8	9	AB	R	H	RBI	BB	SO	LOB	TOP							
Tim Raines, S (1, 7) OBP: 0.307, SLG: 0.366	4-0 BB		0-0 F7		0-0 FC4 1B		0-0 4-3	0-0 F8		4	0	1	1	1	0	3	Montreal Expos @ Atlanta Braves Atlanta-Fulton County Stadium, Atlanta, GA Fri May 03 1985, 7:05 PM EDT Att: 14,364 - Unknown							
U L Washington, S (1, 4) OBP: 0.353, SLG: 0.394	0-0 4-3		0-0 4-3		0-0 FC4 2B		0-0 L6	0-0 E 3B		5	2	1	2	0	0	3								
Andre Dawson, R (1, 9) OBP: 0.381, SLG: 0.608	0-0 6-3			0-0 6-3	0-0 2B		4-0 1B BB	0-0 E9 2B		4	1	2	2	1	0	1								
Dan Driessen, L (1, 3) OBP: 0.355, SLG: 0.464	0-0 F6			0-0 4-3	0-0 1-3		0-0 1B	0-3 K		5	0	1	0	0	1	3								
Hubie Brooks, R (1, 6) OBP: 0.344, SLG: 0.457		0-0 F9		0-0 F3		0-0 HR		0-0 F8		5	1	2	2	0	0	0								
Tim Wallach, R (1, 5) OBP: 0.388, SLG: 0.500		0-0 F4			0-0 1B S 1B	4-0 FC4-6 BB	0-0 L6		0-0 G3	4	1	1	0	1	0	2								
Herm Winningham, L (1, 8) OBP: 0.320, SLG: 0.311	4-0 CS BB			0-0 1B S 1B	0-0 FC4-6 CS S		0-0 SH1-4 1B	0-3 K		4	2	2	0	1	1	1								
Mike Fitzgerald, R (1, 2) OBP: 0.337, SLG: 0.362	0-0 CS	0-0 CS 1B	0-0 S 1B		0-0 SH5-4 1B 1B	4-0 CS BB		0-0 SH1-4 1B		3	2	3	2	1	0	0								
Joe Hesketh, R (1, 1) OBP: 0.250, SLG: 0.250			0-3 K		0-0 SH5-4	0-3 K		0-0 SH1-4		2	0	0	0	0	2	3								
Inning Stats	R: 0 E: 0 K: 0 S: 3	H: 0 LOB: 1 BB: 1 P: 7	R: 0 E: 0 K: 0 S: 2	H: 0 LOB: 0 BB: 1 P: 6	R: 0 E: 0 K: 1 S: 6	H: 1 LOB: 1 BB: 0 P: 6	R: 0 E: 0 K: 0 S: 3	H: 0 LOB: 0 BB: 0 P: 3	R: 4 E: 0 K: 0 S: 8	H: 5 LOB: 1 BB: 0 P: 8	R: 1 E: 0 K: 1 S: 5	H: 1 LOB: 1 BB: 2 P: 13	R: 1 E: 0 K: 0 S: 5	H: 2 LOB: 2 BB: 1 P: 9	R: 3 E: 1 K: 1 S: 9	H: 4 LOB: 1 BB: 0 P: 9	R: 0 E: 0 K: 1 S: 5	H: 0 LOB: 0 BB: 0 P: 5	1B: 9 2B: 2 3B: 1 HR: 1	SF: 0 SAC: 0 DP: 0 HBP: 0	WP: 0 PB: 0 SB: 5 CS: 3	PA: 44		
PITCHER	IP WLS BF H R ER SO BB IBB HBP BLK WP HR S P ERA WHIP	4.2 L 21 6 4 4 1 2 0 0 0 0 0 0 21 29 7.71 1.714	0.1 1 0 0 0 0 0 0 0 0 0 0 0 1 1 0.00 0.000	2.0 11 3 2 2 1 3 0 0 0 0 0 0 10 22 9.00 3.000	2.0 10 4 3 3 2 0 0 0 0 0 0 0 14 14 13.50 2.000																			

AB	36
R	9
H	13
RBI	9
BB	5
SO	4
LOB	16



Batter	1	2	3	4	5	6	7	8	9	AB	R	H	RBI	BB	SO	LOB	BOTTOM							
Claudell Washington, L (1, 9) OBP: 0.346, SLG: 0.392	0-0 6-3		0-0 S 1B		0-3 K			0-0 F9		4	0	1	0	0	1	1	Montreal Expos @ Atlanta Braves Atlanta-Fulton County Stadium, Atlanta, GA Fri May 03 1985, 7:05 PM EDT Att: 14,364 - Unknown							
Rafael Ramirez, R (1, 6) OBP: 0.284, SLG: 0.348	0-0 6-3		0-3 K		0-0 E9 2B		0-3 K		4	0	1	0	0	2	2									
Terry Harper, R (1, 7) OBP: 0.276, SLG: 0.464	0-0 1B		0-3 K2-3		0-0 F3		0-0 5-3		4	0	1	0	0	1	2									
Dale Murphy, R (1, 8) OBP: 0.457, SLG: 0.863	0-3 K			0-3 K		0-0 F9		0-0 2B 1B		4	0	1	0	0	2	1								
Bob Horner, R (1, 5) OBP: 0.214, SLG: 0.302		0-0 F7		0-0 5-3		0-0 L6		0-0 F8		4	0	0	0	0	0	1								
Chris Chambliss, L (1, 3) OBP: 0.294, SLG: 0.317		0-0 E4		0-0 L5		0-3 K		0-0 F8		4	0	0	0	0	1	1								
Rick Cerone, R (1, 2) OBP: 0.338, SLG: 0.394		0-0 F9			0-0 F8		0-3 K		4	0	1	0	0	1	1									
Glenn Hubbard, R (1, 4) OBP: 0.373, SLG: 0.375		0-0 5-3			0-0 HR		0-0 6-3		4	1	1	1	0	0	3									
Len Barker, R (1, 1) Craig McMurtry, R (5, 1) Albert Hall, S (5, 1) Rick Camp, R (6, 1) Brad Komminsk, R (7, 1) Zane Smith, L (8, 1)			0-1 CS 1B		4-0 2B E BB		0-3 K		0 0 0 0 0 0 0 0 0 0 0 0 0 0 0 1 0 0 0 1 0 0 0 0 0 0 0 0 0 0 1 0 0 0 0 0 1 0 0 0 0 0 0 0 0 0		0	0	0	0	0	0	0							
Inning Stats	R: 0 E: 0 K: 1 S: 6	H: 1 LOB: 1 BB: 0 P: 6	R: 0 E: 1 K: 0 S: 4	H: 0 LOB: 1 BB: 0 P: 4	R: 0 E: 1 K: 2 S: 8	H: 1 LOB: 1 BB: 0 P: 8	R: 0 E: 0 K: 1 S: 5	H: 0 LOB: 0 BB: 0 P: 5	R: 2 E: 1 K: 1 S: 7	H: 2 LOB: 1 BB: 1 P: 11	R: 0 E: 0 K: 1 S: 5	H: 0 LOB: 0 BB: 0 P: 5	R: 0 E: 0 K: 2 S: 7	H: 0 LOB: 0 BB: 0 P: 7	R: 0 E: 0 K: 1 S: 5	H: 0 LOB: 0 BB: 0 P: 5	R: 0 E: 0 K: 0 S: 5	H: 2 LOB: 2 BB: 0 P: 5	1B: 3 2B: 2 3B: 0 HR: 1	SF: 0 SAC: 0 DP: 0 HBP: 0	WP: 0 PB: 0 SB: 1 CS: 1	PA: 35		
PITCHER	IP WLS BF H R ER SO BB IBB HBP BLK WP HR S P ERA WHIP	9.0 W 35 6 2 1 9 1 0 0 0 0 1 52 56 1.00 0.778																						



Batter	1	2	3	4	5	6	7	8	9	AB	R	H	RBI	BB	SO	LOB	TOP										
Miguel Dilone, S OBP: 0.257, SLG: 0.250 (1, 7)	4-3	FC3-6			5-3		FC3-6			4	0	0	0	0	0	4	Montreal Expos @ Atlanta Braves Atlanta-Fulton County Stadium, Atlanta, GA Sun May 05 1985, 3:33 AM EDT Att: 23,535 - Unknown										
U L Washington, S OBP: 0.372, SLG: 0.429 (1, 4)	1-3				F8		F8			4	0	1	0	0	0	1											
Andre Dawson, R OBP: 0.355, SLG: 0.591 (1, 9)	5-3				G5-4-3					4	0	0	0	0	0	1											
Dan Driessen, L OBP: 0.376, SLG: 0.558 (1, 3)										4	1	3	1	0	0	0											
Hubie Brooks, R OBP: 0.327, SLG: 0.427 (1, 6)	5-3				L1					4	0	1	0	0	0	2											
Tim Wallach, R OBP: 0.379, SLG: 0.489 (1, 5)										4	0	2	0	0	0	0											
Herm Winningham, L OBP: 0.310, SLG: 0.288 (1, 8)										4	0	1	0	0	0	3											
Mike Fitzgerald, R OBP: 0.330, SLG: 0.344 (1, 2)										2	0	0	0	2	1	1											
Bill Gullickson, R OBP: 0.182, SLG: 0.182 Tim Burke, R (5, 1)										2	0	0	0	0	0	3											
Tim Raines, S OBP: 0.298, SLG: 0.345 Steve Rogers, R OBP: 0.091, SLG: 0.091 (7, PH) (7, 1)										0	0	0	0	0	0	0											
										1	0	0	0	0	1	1											
										0	0	0	0	0	0	0											
Inning Stats	R: 0 E: 0 K: 0 S: 3	H: 0 LOB: 0 BB: 0 P: 3	R: 1 E: 1 K: 0 S: 6	H: 2 LOB: 3 BB: 1 P: 10	R: 0 E: 0 K: 0 S: 4	H: 2 LOB: 1 BB: 0 P: 4	R: 0 E: 0 K: 1 S: 5	H: 1 LOB: 0 BB: 0 P: 5	R: 0 E: 0 K: 0 S: 3	H: 0 LOB: 0 BB: 0 P: 3	R: 0 E: 0 K: 0 S: 3	H: 1 LOB: 0 BB: 0 P: 3	R: 0 E: 0 K: 0 S: 3	H: 0 LOB: 0 BB: 0 P: 3	R: 0 E: 0 K: 0 S: 3	H: 0 LOB: 0 BB: 0 P: 3		1B: 6 2B: 1 3B: 0 HR: 1	SF: 0 SAC: 0 DP: 2 HBP: 0	WP: 0 PB: 0 SB: 0 CS: 1	PA: 35						
PITCHER	IP	WLS	BF	H	R	ER	SO	BB	IBB	HBP	BLK	WP	HR	S	P	ERA	WHIP										
Rick Mahler, R ERA: 2.09 Bruce Sutter, R ERA: 1.32	(1, 1) (9, 1)	8.0 1.0	W 3	32 0	8 0	1 0	2 0	2 0	0 0	0 0	0 0	0 0	1 0	34 3	42 3	1.12 0.00	1.250 0.000										

AB	33
R	1
H	8
RBI	1
BB	2
SO	2
LOB	16



Batter	1	2	3	4	5	6	7	8	9	AB	R	H	RBI	BB	SO	LOB	BOTTOM										
Claudell Washington, L OBP: 0.330, SLG: 0.369 (1, 9)	F7	L7		K		L6		1-3		5	0	0	1	0	1	3	Montreal Expos @ Atlanta Braves Atlanta-Fulton County Stadium, Atlanta, GA Sun May 05 1985, 3:33 AM EDT Att: 23,535 - Unknown										
Rafael Ramirez, R OBP: 0.286, SLG: 0.353 (1, 6)	F3				6-3		4-3	6-3		5	0	1	1	0	0	2											
Gerald Perry, L OBP: 0.205, SLG: 0.189 (1, 3)										4	2	2	0	1	0	3											
Dale Murphy, R OBP: 0.450, SLG: 0.816 (1, 8)	E5									3	1	1	0	1	0	2											
Bob Horner, R OBP: 0.281, SLG: 0.356 Paul Zuvella, R OBP: 0.222, SLG: 0.333 (7, PR) (8, 5)										2	1	1	0	2	0	1											
										0	0	0	0	0	0	0											
Terry Harper, R OBP: 0.316, SLG: 0.472 (1, 7)										3	0	2	3	0	0	2											
Ken Oberkfell, L OBP: 0.304, SLG: 0.333 Glenn Hubbard, R OBP: 0.371, SLG: 0.373 (8, PH) (4, 4)										1	0	0	0	0	0	2											
										3	1	1	0	0	0	2											
Bruce Benedict, R OBP: 0.188, SLG: 0.188 (1, 2)										4	1	2	0	0	0	0											
Rick Mahler, R OBP: 0.227, SLG: 0.227 Chris Chambliss, L OBP: 0.288, SLG: 0.309 Bruce Sutter, R ERA: 2.7 (8, PH) (9, 1)										2	0	0	0	0	1	0											
										1	0	1	0	0	0	0											
										0	0	0	0	0	0	0											
Inning Stats	R: 2 E: 1 K: 0 S: 6	H: 3 LOB: 2 BB: 1 P: 10	R: 1 E: 0 K: 0 S: 5	H: 2 LOB: 1 BB: 0 P: 5	R: 0 E: 0 K: 1 S: 5	H: 0 LOB: 0 BB: 1 P: 7	R: 0 E: 0 K: 1 S: 5	H: 0 LOB: 0 BB: 0 P: 5	R: 2 E: 1 K: 0 S: 5	H: 2 LOB: 1 BB: 1 P: 9	R: 0 E: 0 K: 1 S: 5	H: 0 LOB: 0 BB: 0 P: 5	R: 0 E: 0 K: 0 S: 4	H: 1 LOB: 2 BB: 1 P: 8	R: 1 E: 0 K: 0 S: 6	H: 3 LOB: 2 BB: 0 P: 6	1B: 8 2B: 3 3B: 0 HR: 0	SF: 0 SAC: 1 DP: 1 HBP: 1	WP: 0 PB: 0 SB: 0 CS: 0	PA: 39							
PITCHER	IP	WLS	BF	H	R	ER	SO	BB	IBB	HBP	BLK	WP	HR	S	P	ERA	WHIP										
Bill Gullickson, R ERA: 4.59 Tim Burke, R ERA: 2.7 Steve Rogers, R ERA: 4.11	(1, 1) (5, 1) (7, 1)	4.2 1.1 2.0	L 4	24 0	5 0	4 0	1 0	1 0	0 0	0 0	0 0	0 0	0 0	22 6	35 6	7.71 0.00	2.143 0.000										

AB	33
R	6
H	11
RBI	5
BB	4
SO	2
LOB	17



Batter	1	2	3	4	5	6	7	8	9	AB	R	H	RBI	BB	SO	LOB	TOP								
Bill Doran, S OBP: 0.353, SLG: 0.315 (1, 4)	F3		K				SH5-4 BB		G3	4	0	1	1	1	1	2	Houston Astros @ Montreal Expos Olympic Stadium, Montreal, QB Tue May 07 1985, 7:05 PM EDT Att: 11,605 - Unknown								
Terry Puhl, L OBP: 0.442, SLG: 0.412 (1, 9)	E6			K	K		SH5-4		3-1	4	0	0	0	0	2	3									
Denny Walling, L OBP: 0.368, SLG: 0.458 (1, 3)	L4			4-3	G3		F7			4	0	0	0	0	0	4									
Jose Cruz, L OBP: 0.389, SLG: 0.485 (1, 7)	CS	3-1		S 1B		1B	K			4	2	2	0	0	1	1									
Jerry Mumphrey, S OBP: 0.320, SLG: 0.337 (1, 8)		G3		WP 1-H 1B		F5		3-1		4	0	1	1	0	0	1									
Phil Garner, R OBP: 0.321, SLG: 0.377 (1, 5)		4-3		2-3		1B		F8		4	0	1	0	0	0	1									
Mark Bailey, S OBP: 0.296, SLG: 0.205 (1, 2)				FC1-6 1B	FC1-6 1B	1B	1-2 2-H 1B	K		3	1	2	1	1	1	0									
Craig Reynolds, L OBP: 0.327, SLG: 0.412 (1, 6)			F7		FC1-6 1B	F5		PB S 1B		4	0	2	0	0	0	3									
Bob Knepper, L Bill Dawley, R (6, 1)	FC1-6			FC1-6 1B	1-3		K			3	0	0	0	0	0	5									
				1-2	1-2 2-3					1	0	0	0	0	1	1									
Inning Stats	R: 0 E: 1 K: 0 S: 3	H: 0 LOB: 0 BB: 0 P: 3	R: 0 E: 0 K: 0 S: 3	H: 0 LOB: 0 BB: 0 P: 3	R: 0 E: 0 K: 1 S: 6	H: 1 LOB: 1 BB: 0 P: 6	R: 1 E: 0 K: 1 S: 7	H: 2 LOB: 1 BB: 0 P: 7	R: 1 E: 0 K: 1 S: 7	H: 2 LOB: 2 BB: 1 P: 11	R: 1 E: 0 K: 0 S: 6	H: 3 LOB: 2 BB: 0 P: 6	R: 0 E: 0 K: 1 S: 5	H: 0 LOB: 1 BB: 1 P: 9	R: 0 E: 0 K: 1 S: 5	H: 0 LOB: 0 BB: 0 P: 5	R: 0 E: 0 K: 1 S: 6	H: 1 LOB: 1 BB: 0 P: 6	1B: 9 2B: 0 3B: 0 HR: 0	SF: 0 SAC: 1 DP: 0 HBP: 0	WP: 1 PB: 1 CS: 2	PA: 39			
PITCHER	IP	WLS	BF	H	R	ER	SO	BB	IBB	HBP	BLK	WP	HR	S	P	ERA	WHIP								
David Palmer, R ERA: 4.0 (1, 1)	5.0	L	21	5	2	2	3	1	0	0	0	1	0	26	30	3.60	1.200								
Dan Schatzeder, L ERA: 7.52 (6, 1)	1.0		6	3	1	1	0	0	0	0	0	0	0	6	6	9.00	3.000								
Ed Glynn, L ERA: (7, 1)	1.0		4	0	0	0	1	1	0	0	0	0	0	5	9	0.00	1.000								
Bert Roberge, R ERA: 1.32 (8, 1)	2.0		7	1	0	0	2	0	0	0	0	0	0	11	11	0.00	0.500								

AB 35
R 3
H 9
RBI 3
BB 2
SO 6
LOB 21



Batter	1	2	3	4	5	6	7	8	9	AB	R	H	RBI	BB	SO	LOB	BOTTOM								
Tim Raines, S OBP: 0.286, SLG: 0.330 (1, 7)	K		6-3		6-3		K			4	0	0	0	0	2	1	Houston Astros @ Montreal Expos Olympic Stadium, Montreal, QB Tue May 07 1985, 7:05 PM EDT Att: 11,605 - Unknown								
U L Washington, S OBP: 0.340, SLG: 0.391 (1, 4)	1-3		K		K		K			4	0	0	0	0	3	0									
Andre Dawson, R OBP: 0.351, SLG: 0.571 (1, 8)			6-3				F8			3	0	0	0	1	1	0									
Hubie Brooks, R OBP: 0.333, SLG: 0.441 (1, 6)	4-3			BB 2B		E 1B	6-3			4	1	2	0	0	0	1									
Tim Wallach, R OBP: 0.374, SLG: 0.489 (1, 5)			4-3 2B		6-3		K		F7	4	0	1	0	0	1	2									
Jim Wehlford, R OBP: 0.273, SLG: 0.250 (1, 9)							E7 1B		F8	1	0	0	0	1	0	1									
Terry Francona, L OBP: 0.476, SLG: 0.474 (6, PH) (7, 9)		4-3		L6-4 BB		1-H 1B			F8	2	0	1	0	0	0	0									
Vance Law, R OBP: 0.369, SLG: 0.333 (1, 3)			G3				F4		G4-1	1	0	0	0	1	0	1									
Dan Driessen, L OBP: 0.368, SLG: 0.544 (6, PH) (7, 3)					1-2 2-3 BB					2	0	0	0	0	0	1									
Mike Fitzgerald, R OBP: 0.339, SLG: 0.348 (1, 2)					L6-4					2	0	1	0	1	0	3									
David Palmer, R OBP: 0.296, SLG: 0.375 (5, PH) Miguel Olvera, S OBP: 0.295, SLG: 0.242 Dan Schatzeder, L OBP: 0.320, SLG: 0.337 Ed Glynn, L OBP: 0.327, SLG: 0.412 Razor Shines, S OBP: 0.192, SLG: 0.190 Bert Roberge, R (8, 1)	F3				F7		F4			1	0	0	0	0	0	2									
										1	0	0	0	0	0	0									
										0	0	0	0	0	0	0									
										0	0	0	0	0	0	0									
										0	0	0	0	0	0	0									
										1	0	0	0	0	0	1									
										0	0	0	0	0	0	0									
Inning Stats	R: 0 E: 0 K: 1 S: 5	H: 0 LOB: 1 BB: 1 P: 9	R: 0 E: 0 K: 0 S: 4	H: 1 LOB: 2 BB: 1 P: 8	R: 0 E: 0 K: 1 S: 5	H: 0 LOB: 0 BB: 0 P: 5	R: 0 E: 0 K: 0 S: 3	H: 1 LOB: 2 BB: 2 P: 11	R: 0 E: 0 K: 1 S: 5	H: 0 LOB: 0 BB: 0 P: 5	R: 1 E: 1 K: 2 S: 9	H: 2 LOB: 1 BB: 0 P: 9	R: 0 E: 0 K: 1 S: 5	H: 1 LOB: 1 BB: 0 P: 5	R: 0 E: 0 K: 1 S: 5	H: 0 LOB: 0 BB: 0 P: 5	R: 0 E: 0 K: 0 S: 3	H: 0 LOB: 0 BB: 0 P: 3	1B: 3 2B: 4 3B: 0 HR: 0	SF: 0 SAC: 0 DP: 2 HBP: 0	WP: 0 PB: 0 SB: 0 CS: 1	PA: 34			
PITCHER	IP	WLS	BF	H	R	ER	SO	BB	IBB	HBP	BLK	WP	HR	S	P	ERA	WHIP								
Bob Knepper, L ERA: 2.8 (1, 1)	5.1	W	22	3	1	0	0	4	0	0	0	0	0	26	42	0.00	1.312								
Bill Dawley, R ERA: 4.32 (6, 1)	3.2	S	12	2	0	0	3	0	0	0	0	0	0	18	18	0.00	0.545								

AB 30
R 1
H 5
RBI 0
BB 4
SO 7
LOB 13



Batter	1	2	3	4	5	6	7	8	9	AB	R	H	RBI	BB	SO	LOB	TOP										
Bill Doran, S OBP: 0.349, SLG: 0.323 (1, 4)										4	0	1	0	0	2	1	Houston Astros @ Montreal Expos Olympic Stadium, Montreal, QB Wed May 08 1985, 7:05 PM EDT Att: 10,122 - Unknown										
Enos Cabell, R OBP: 0.281, SLG: 0.339 Denny Walling, L OBP: 0.364, SLG: 0.452 (8, PH) (8, 3)										3	0	0	0	0	2	0											
Phil Garner, R OBP: 0.318, SLG: 0.370 (1, 5)										4	0	1	0	0	1	0											
Jose Cruz, L OBP: 0.375, SLG: 0.467 (1, 7)										4	0	0	0	0	1	1											
Kevin Bass, S OBP: 0.295, SLG: 0.368 (1, 8)										3	0	0	0	1	1	0											
Terry Puhl, L OBP: 0.435, SLG: 0.405 (1, 9)										3	0	1	0	0	0	0											
Mark Bailey, S OBP: 0.300, SLG: 0.214 (1, 2)										3	0	1	0	0	1	2											
Dickie Thon, R OBP: 0.231, SLG: 0.184 (1, 6)										3	0	0	0	0	1	3											
Nolan Ryan, R OBP: 0.369, SLG: 0.267 Jim Pankovits, R OBP: 0.369, SLG: 0.267 Dave Smith, R (8, 1)										2	0	0	0	0	2	3											
										1	0	0	0	0	1	0											
										0	0	0	0	0	0	0											
Inning Stats	R: 0 H: 0 E: 0 K: 3 S: 9	H: 0 LOB: 0 BB: 0 P: 9	R: 0 H: 0 E: 0 K: 1 S: 5	H: 0 LOB: 0 BB: 0 P: 5	R: 0 H: 1 E: 0 K: 1 S: 6	H: 1 LOB: 1 BB: 0 P: 6	R: 0 H: 0 E: 0 K: 1 S: 5	H: 0 LOB: 0 BB: 0 P: 5	R: 0 H: 1 E: 0 K: 2 S: 10	H: 1 LOB: 2 BB: 1 P: 14	R: 0 H: 0 E: 0 K: 0 S: 3	H: 0 LOB: 0 BB: 0 P: 3	R: 0 H: 1 E: 0 K: 1 S: 6	H: 1 LOB: 1 BB: 0 P: 6	R: 0 H: 0 E: 0 K: 0 S: 3	H: 0 LOB: 0 BB: 0 P: 3	1B: 3 2B: 1 3B: 0 HR: 0	SF: 0 SAC: 0 DP: 0 HBP: 0	WP: 0 PB: 0 SB: 0 CS: 0	PA: 32							
PITCHER	IP	WLS	BF	H	R	ER	SO	BB	IBB	HBP	BLK	WP	HR	S	P	ERA	WHIP										
Joe Hesketh, L ERA: 1.77 Jeff Reardon, R ERA: 1.4	(1, 1) (8, 1)	7.2 S	28 4	4 0	0 0	0 0	12 0	1 0	0 0	0 0	1 0	0 0	0 0	51 4	55 4	0.00 0.00	0.652 0.000										

AB	31
R	0
H	4
RBI	0
BB	1
SO	12
LOB	11



Batter	1	2	3	4	5	6	7	8	9	AB	R	H	RBI	BB	SO	LOB	BOTTOM										
Tim Raines, S OBP: 0.284, SLG: 0.319 (1, 7)										3	0	0	0	0	2	3	Houston Astros @ Montreal Expos Olympic Stadium, Montreal, QB Wed May 08 1985, 7:05 PM EDT Att: 10,122 - Unknown										
Vance Law, R OBP: 0.368, SLG: 0.322 (1, 4)										2	0	0	0	1	1	0											
Andre Dawson, R OBP: 0.337, SLG: 0.547 (1, 9)										4	0	0	0	0	0	2											
Dan Driessen, L OBP: 0.385, SLG: 0.543 (1, 3)										2	1	1	0	2	1	0											
Hubie Brooks, R OBP: 0.340, SLG: 0.438 (1, 6)										3	0	1	0	0	0	4											
Tim Lincecum, R OBP: 0.382, SLG: 0.484 (1, 5)										1	0	0	0	2	1	0											
Herm Winningham, L OBP: 0.311, SLG: 0.278 (1, 8)										2	0	0	1	1	1	1											
Mike Fitzgerald, R OBP: 0.335, SLG: 0.338 (1, 2)										2	0	0	0	0	1	4											
Joe Hesketh, R OBP: 0.182, SLG: 0.182 Jeff Reardon, R OBP: 0.500, SLG: 0.500 (8, 1)										3	0	0	0	0	3	4											
										0	0	0	0	0	0	0											
Inning Stats	R: 0 H: 0 E: 0 K: 0 S: 3	H: 0 LOB: 3 BB: 3 P: 27	R: 1 H: 0 E: 0 K: 3 S: 9	H: 0 LOB: 3 BB: 3 P: 22	R: 0 H: 1 E: 0 K: 0 S: 3	H: 1 LOB: 1 BB: 1 P: 7	R: 0 H: 0 E: 0 K: 0 S: 2	H: 0 LOB: 0 BB: 1 P: 6	R: 0 H: 1 E: 0 K: 3 S: 9	H: 1 LOB: 2 BB: 0 P: 9	R: 0 H: 0 E: 0 K: 1 S: 5	H: 0 LOB: 1 BB: 0 P: 5	R: 0 H: 0 E: 0 K: 3 S: 9	H: 0 LOB: 1 BB: 0 P: 10	R: 0 H: 0 E: 0 K: 0 S: 3	H: 0 LOB: 2 BB: 1 P: 8	1B: 2 2B: 1 3B: 0 HR: 0	SF: 0 SAC: 1 DP: 2 HBP: 3	WP: 0 PB: 0 SB: 0 CS: 1	PA: 33							
PITCHER	IP	WLS	BF	H	R	ER	SO	BB	IBB	HBP	BLK	WP	HR	S	P	ERA	WHIP										
Nolan Ryan, R ERA: 2.42 Dave Smith, R ERA: 0.47	(1, 1) (8, 1)	7.0 L	27 5	2 0	1 0	1 0	10 0	5 0	0 1	0 1	0 0	0 0	0 0	40 3	62 8	1.29 0.00	1.000 0.000										

AB	22
R	1
H	2
RBI	1
BB	6
SO	10
LOB	18



Batter	1	2	3	4	5	6	7	8	9	AB	R	H	RBI	BB	SO	LOB	TOP			
Claudell Washington, L (1.9) OBP: 0.337, SLG: 0.402	0-0 3-1		0-0 1-2 1B			0-0 G3		0-0 1-2 G6-4-3		4	0	1	0	0	0	1				
Rafael Ramirez, R (1.6) OBP: 0.280, SLG: 0.348	0-0 F4		0-0 F6			0-0 2B		0-0 F7		4	0	1	0	0	0	2				
Gerald Perry, L (1.3) OBP: 0.250, SLG: 0.245	0-3 K			0-0 4-3		0-0 1-3		0-0 1B		4	0	1	0	0	1	1				
Dale Murphy, R (1.8) OBP: 0.425, SLG: 0.740		0-0 5-3		0-0 F8		0-0 1B 1B		0-0 F7		4	0	1	0	0	0	1				
Bob Horner, R (1.5) OBP: 0.276, SLG: 0.329		0-0 4-3		0-0 6-3		0-0 1-2 G6-4-3 1B		0-0 F8		4	0	1	0	0	0	1				
Terry Harper, R (1.7) OBP: 0.271, SLG: 0.435		0-0 F7			0-0 5-3		0-3 K			3	0	0	0	0	1	2				
Ken Oberkfell, L (1.4) OBP: 0.321, SLG: 0.333			0-0 5-3		0-0 F7		0-0 G6-4-3 1-2			3	0	0	0	0	0	2				
Bruce Benedict, R (1.2) OBP: 0.263, SLG: 0.222			0-0 1B 1B		0-0 F2		4-0 G6-4-3 BB			2	0	1	0	1	0	0				
Rick Mahler, R (1.1) Gene Garber, R (5.1) Albert Hill, S (6.1) Rick Camp, R (6.1) Chris Chambliss, L (8.1) Jeff Dedmon, L (8.1)			0-0 F9		0-0 F3		0-0 F8			1	0	0	0	0	0	1				
Inning Stats	R: 0 E: 0 K: 1 S: 5	H: 0 LOB: 0 BB: 0 P: 5	R: 0 E: 0 K: 0 S: 3	H: 0 LOB: 0 BB: 0 P: 3	R: 0 E: 0 K: 0 S: 5	H: 2 LOB: 2 BB: 0 P: 5	R: 0 E: 0 K: 0 S: 3	H: 0 LOB: 0 BB: 0 P: 3	R: 0 E: 0 K: 0 S: 4	H: 1 LOB: 1 BB: 0 P: 4	R: 0 E: 0 K: 1 S: 6	H: 2 LOB: 1 BB: 0 P: 6	R: 0 E: 0 K: 0 S: 2	H: 0 LOB: 0 BB: 1 P: 6	R: 0 E: 0 K: 0 S: 4	H: 1 LOB: 1 BB: 0 P: 4	1B: 5 2B: 1 3B: 0 HR: 0	SF: 0 SAC: 0 DP: 2 HBP: 0	WP: 0 PB: 0 SB: 0 CS: 0	PA: 32
PITCHER Bryn Smith, R (1.1) ERA: 2.01	IP: 9.0 WLS: W BF: 32 H: 6 R: 0 ER: 0 SO: 2 BB: 1 IBB: 0 HBP: 0 BLK: 0 WP: 0 HR: 0 S: 35 P: 39 ERA: 0.00 WHIP: 0.778															PITCHER				

Atlanta Braves @ Montreal Expos
Olympic Stadium, Montreal, QB
Fri May 10 1985, 7:05 PM EDT
Att: 11,320 - Unknown

AB 31
R 0
H 6
RBI 0
BB 1
SO 2
LOB 12



Batter	1	2	3	4	5	6	7	8	9	AB	R	H	RBI	BB	SO	LOB	BOTTOM			
Tim Raines, S (1.7) OBP: 0.283, SLG: 0.309	0-0 L6	4-0 2B BB			0-0 6-3	0-0 1-2 FC4				3	1	0	0	1	0	2				
Vance Law, R (1.4) OBP: 0.389, SLG: 0.355	0-0 1B 5-3	0-0 1B 1H 2H 3H			4-0 1B E BB		0-0 4-3			3	2	2	3	1	0	0				
Andre Dawson, R (1.9) OBP: 0.333, SLG: 0.535	0-0 1-2 5-3	0-0 L3			0-0 1-3 E 1B		0-0 5-3			4	0	1	0	0	0	2				
Dan Driessen, L (1.3) OBP: 0.379, SLG: 0.529	0-0 2H FC6-4 1B		0-0 5-3		0-0 1-2 3H G1-4-3 E3		0-0 4-3			4	0	1	2	0	0	1				
Hubie Brooks, R (1.6) OBP: 0.327, SLG: 0.420	0-0 1-2 FC6-4		0-0 F4		0-0 1-2 3H G1-4-3		0-0 6-3			4	0	0	0	0	0	3				
Tim Lincecum, R (1.5) OBP: 0.388, SLG: 0.464		0-0 4-3		0-0 F4		0-0 1-2 F8		0-0 F1		4	0	0	0	0	0	0				
Herm Winningham, L (1.8) OBP: 0.323, SLG: 0.281		0-0 BB 1B 2B 1B		0-0 3-1		4-0 1B BB		0-0 1-3 1B		3	1	1	0	1	0	0				
Mike Fitzgerald, R (1.2) OBP: 0.320, SLG: 0.324		0-0 F9		0-3 K		0-0 F7				3	0	0	0	0	1	2				
Bryn Smith, R (1.1) OBP: 0.286, SLG: 0.357		0-0 1-2 BB 2B 1B		0-0 6-3		0-0 1-2 FC4 1B				3	1	2	0	0	0	0				
Inning Stats	R: 1 E: 0 K: 0 S: 5	H: 2 LOB: 1 BB: 0 P: 5	R: 3 E: 0 K: 0 S: 6	H: 3 LOB: 1 BB: 1 P: 10	R: 0 E: 0 K: 0 S: 3	H: 0 LOB: 0 BB: 0 P: 3	R: 0 E: 0 K: 1 S: 5	H: 0 LOB: 0 BB: 0 P: 5	R: 1 E: 1 K: 0 S: 4	H: 1 LOB: 1 BB: 1 P: 8	R: 0 E: 0 K: 0 S: 3	H: 0 LOB: 0 BB: 0 P: 3	R: 0 E: 0 K: 0 S: 3	H: 0 LOB: 0 BB: 0 P: 3	R: 0 E: 0 K: 0 S: 3	H: 0 LOB: 0 BB: 0 P: 3	1B: 6 2B: 1 3B: 0 HR: 0	SF: 0 SAC: 0 DP: 1 HBP: 0	WP: 0 PB: 0 SB: 0 CS: 0	PA: 34
PITCHER Rick Mahler, R (1.1) ERA: 2.73 Gene Garber, R (5.1) ERA: 5.54 Rick Camp, R (6.1) ERA: 5.4 Jeff Dedmon, R (8.1) ERA:	IP: 4.1 WLS: L BF: 22 H: 6 R: 5 ER: 5 SO: 1 BB: 0 IBB: 0 HBP: 0 BLK: 0 WP: 0 HR: 0 S: 22 P: 30 ERA: 10.38 WHIP: 1.846															PITCHER				

Atlanta Braves @ Montreal Expos
Olympic Stadium, Montreal, QB
Fri May 10 1985, 7:05 PM EDT
Att: 11,320 - Unknown


AB 31
R 5
H 7
RBI 5
BB 3
SO 1
LOB 10



Batter	1	2	3	4	5	6	7	8	9	AB	R	H	RBI	BB	SO	LOB	TOP		
Claudell Washington, L (1.9)	F5		F8			4-3			FC3-6 1B	4	0	1	0	0	0	0			
Ken Oberkfell, L (1.4)	F8			K		L3			FC3-6 G4-6-3	4	0	0	0	0	1	1			
Dale Murphy, R (1.8)	6-3			G6-4-3 1B			F8		G4-6-3	4	0	1	0	0	0	1			
Bob Horner, R (1.5)		FC4-5 2B		G6-4-3						3	0	2	0	0	0	1			
Terry Harper, R (1.7)		FC4-5 2-3			L5-4 2B		F3			3	0	1	0	0	0	2			
Gerald Perry, L (1.3)		K 1-2			L5-4 BB		F7			2	0	0	0	0	1	2			
Rafael Ramirez, R (1.6)		L1			L5-4				1-3	3	0	0	0	0	0	3			
Bruce Benedict, R (1.2)			5-3		L8				1-3	3	0	0	0	0	0	1			
Steve Bedrosian, R (1.1)									F7	2	0	0	0	0	0	0			
Chris Chambliss, L (8, PH)			F8			6-3				1	0	0	0	0	0	0			
Bruce Sutter, R (8.1)										0	0	0	0	0	0	0			
Inning Stats	R: 0 E: 0 K: 0 S: 3	H: 0 LOB: 0 BB: 0 P: 3	R: 0 E: 0 K: 1 S: 6	H: 1 LOB: 1 BB: 0 P: 6	R: 0 E: 0 K: 0 S: 3	H: 0 LOB: 0 BB: 0 P: 3	R: 0 E: 0 K: 1 S: 5	H: 1 LOB: 0 BB: 0 P: 5	R: 0 E: 0 K: 0 S: 3	H: 0 LOB: 0 BB: 0 P: 3	R: 0 E: 0 K: 0 S: 4	H: 1 LOB: 1 BB: 0 P: 4	R: 0 E: 0 K: 0 S: 3	H: 0 LOB: 0 BB: 0 P: 3	R: 0 E: 0 K: 0 S: 3	H: 1 LOB: 0 BB: 0 P: 3	1B: 3 2B: 3 3B: 0 HR: 0	SF: 0 SAC: 0 DP: 3 HBP: 0	WP: 0 PA: 30 PB: 0 SB: 2 CS: 0
PITCHER Bill Gullickson, R (1.1) ERA: 3.61	IP: 9.0 WLS: W BF: 30 H: 5 R: 0 ER: 0 SO: 2 BB: 1 IBB: 0 HBP: 0 BLK: 0 WP: 0 HR: 0 S: 33 P: 37 ERA: 0.00 WHIP: 0.667															PITCHER			

Atlanta Braves @ Montreal Expos
Olympic Stadium, Montreal, QB
Sat May 11 1985, 3:33 AM EDT
Att: 15,135 - Unknown


AB 29
R 0
H 5
RBI 0
BB 1
SO 2
LOB 11



Batter	1	2	3	4	5	6	7	8	9	AB	R	H	RBI	BB	SO	LOB	BOTTOM		
Tim Raines, S (1.7)	F7		F8			3B	S 1B			4	0	2	2	0	0	0			
Vance Law, R (1.4)	1B 2B			S BB		F9	S			4	1	1	0	1	0	2			
Andre Dawson, R (1.9)	1B			K 1-2		F3			6-3	4	0	1	1	0	1	2			
Dan Driessen, L (1.3)	K			F2		IBB			L7	3	0	0	0	1	1	2			
Hubie Brooks, R (1.6)			F9		K		F9		4-3	3	0	0	0	0	1	3			
Tim Lincecum, R (1.5)		K			5-3					2	1	0	0	1	1	0			
Herm Winningham, L (1.8)		4-3				5-3 1B BB			5-3 1B	3	1	2	0	0	0	0			
Mike Fitzgerald, R (1.2)			6-3		K		F7			3	0	0	0	0	1	3			
Bill Gullickson, R (1.1)			K		F3		5-3			3	0	0	0	0	1	3			
Inning Stats	R: 1 E: 0 K: 1 S: 6	H: 2 LOB: 0 BB: 0 P: 6	R: 0 E: 0 K: 1 S: 5	H: 0 LOB: 0 BB: 0 P: 5	R: 0 E: 0 K: 2 S: 7	H: 0 LOB: 1 BB: 1 P: 11	R: 0 E: 0 K: 0 S: 4	H: 1 LOB: 2 BB: 1 P: 8	R: 2 E: 0 K: 0 S: 4	H: 2 LOB: 1 BB: 1 P: 8	R: 0 E: 0 K: 0 S: 3	H: 0 LOB: 0 BB: 0 P: 3	R: 0 E: 0 K: 0 S: 3	H: 0 LOB: 0 BB: 0 P: 3	R: 0 E: 0 K: 0 S: 3	H: 0 LOB: 0 BB: 0 P: 3	1B: 4 2B: 1 3B: 1 HR: 0	SF: 0 SAC: 0 DP: 0 HBP: 0	WP: 0 PA: 32 PB: 0 SB: 3 CS: 0
PITCHER Steve Bedrosian, R (1.1) ERA: 3.15 Bruce Sutter, R (8.1) ERA: 2.35	IP: 7.0 WLS: L BF: 29 H: 6 R: 3 ER: 3 SO: 6 BB: 2 IBB: 1 HBP: 0 BLK: 0 WP: 0 HR: 0 S: 37 P: 49 ERA: 3.86 WHIP: 1.143															PITCHER			

Atlanta Braves @ Montreal Expos
Olympic Stadium, Montreal, QB
Sat May 11 1985, 3:33 AM EDT
Att: 15,135 - Unknown

AB 29
R 3
H 6
RBI 3
BB 3
SO 6
LOB 15



Batter	1	2	3	4	5	6	7	8	9	AB	R	H	RBI	BB	SO	LOB	TOP					
Claudel Washington, L OBP: 0.321, SLG: 0.381 (1, 9)	0-0 3-1		0-3 K		0-0 3-1		0-0 6-3			4	0	0	0	0	1	3						
Ken Oberkfell, L OBP: 0.281, SLG: 0.288 (1, 4)	0-3 K			0-0 F8		0-0 5-3		0-0 4-3		4	0	0	0	0	1	0						
Dale Murphy, R OBP: 0.413, SLG: 0.704 (1, 8)	0-3 K			0-0 WP 1B		0-0 F3		0-0 5-3		4	0	1	0	0	1	0						
Bob Horner, R OBP: 0.289, SLG: 0.351 (1, 5)		0-0 F7		0-0 L7		0-0 1B		0-3 K		4	0	1	0	0	1	1						
Terry Harper, R OBP: 0.291, SLG: 0.472 (1, 7)		0-0 6-3		0-0 WP 1B		0-0 1-3			0-0 2B	4	0	2	0	0	0	1						
Gerald Perry, L OBP: 0.271, SLG: 0.226 (1, 3)		0-0 G3		0-0 1-2 2-3 BB		0-0 1B BB		0-0 L6		2	0	0	0	2	0	1						
Rafael Ramirez, R OBP: 0.280, SLG: 0.344 (1, 6)			0-0 PB 1B	0-3 K		0-0 1-3 1B		0-0 6-3		4	0	2	0	0	1	4						
Bruce Benedict, R OBP: 0.231, SLG: 0.167 (1, 2)			0-0 F8		4-0 G6-3 BB	0-0 2-3		0-3 K		3	0	0	0	1	1	4						
Craig McMurtry, R Jeff Dedmon, L Albert Hall, S Rick Camp, R Chris Chambliss, L Zane Smith, L (1, 1) (2, 1) (5, PH) (5, 1) (7, PH) (7, 1)			0-3 K		0-0 G6-3	0-0 F8				0	0	0	0	0	0	0						
Inning Stats	R: 0 E: 0 K: 2 S: 7	H: 0 LOB: 0 BB: 0 P: 7	R: 0 E: 0 K: 0 S: 3	H: 0 LOB: 0 BB: 0 P: 3	R: 0 E: 0 K: 1 S: 8	H: 1 LOB: 1 BB: 0 P: 8	R: 0 E: 0 K: 1 S: 7	H: 2 LOB: 3 BB: 1 P: 11	R: 0 E: 0 K: 0 S: 2	H: 0 LOB: 0 BB: 1 P: 6	R: 0 E: 0 K: 0 S: 4	H: 1 LOB: 1 BB: 0 P: 4	R: 0 E: 0 K: 0 S: 4	H: 1 LOB: 2 BB: 1 P: 8	R: 0 E: 0 K: 1 S: 5	H: 0 LOB: 0 BB: 0 P: 5	R: 0 E: 0 K: 1 S: 6	H: 1 LOB: 1 BB: 0 P: 6	1B: 5 2B: 1 3B: 0 HR: 0	SF: 0 SAC: 0 DP: 1 HBP: 0	WP: 1 PB: 1 SB: 0 CS: 0	PA: 35
PITCHER	IP WLS BF H R ER SO BB IBB HBP BLK WP HR S P ERA WHIP	IP WLS BF H R ER SO BB IBB HBP BLK WP HR S P ERA WHIP															IP WLS BF H R ER SO BB IBB HBP BLK WP HR S P ERA WHIP					
David Palmer, R ERA: 3.09 Jeff Reardon, R ERA: 1.33 (1, 1) (9, 1)	8.0 W 31 5 0 0 6 3 0 0 0 1 0 40 52 0.00 1.000	1.0 4 1 0 0 1 0 0 0 0 0 0 0 6 6 0.00 1.000															1.0 4 1 0 0 1 0 0 0 0 0 0 0 6 6 0.00 1.000					

Atlanta Braves @ Montreal Expos
Olympic Stadium, Montreal, QB
Sun May 12 1985, 3:33 AM EDT
Att: 14,180 - Unknown

AB 32
R 0
H 6
RBI 0
BB 3
SO 7
LOB 18



Batter	1	2	3	4	5	6	7	8	9	AB	R	H	RBI	BB	SO	LOB	BOTTOM	
Tim Raines, S OBP: 0.316, SLG: 0.385 (1, 7)	0-0 WP SF8 2B	0-0 3B			0-0 S 1B		4-0 G4-6-3 BB			3	1	3	1	1	0	0		
Vance Law, R OBP: 0.375, SLG: 0.353 (1, 4)	0-0 SF8 2H	0-0 4-3			0-3 K		0-0 G4-6-3			3	0	0	1	0	1	4		
Terry Francona, L OBP: 0.458, SLG: 0.545 Jim Wohlford, R OBP: 0.294, SLG: 0.310 (1, 9) (8, 9)	0-0 3B		0-0 3-1		0-0 L3		0-0 G3 2B			3	0	1	0	0	0	1		
Dan Driessen, L OBP: 0.369, SLG: 0.533 (1, 3)	0-0 4-3		0-0 HR		0-0 F8		0-3 K			4	1	1	1	0	1	3		
Hubie Brooks, R OBP: 0.308, SLG: 0.393 (1, 6)	0-3 K		0-0 6-3		0-0 4-3		0-0 G3		0-0 2-3	4	0	0	0	0	1	2		
Tim Wallach, R OBP: 0.372, SLG: 0.451 (1, 5)		0-0 BB 1B	0-3 K		0-0 F7		4-0 BB		0-0 BB	3	1	1	0	1	1	0		
Herm Winningham, L OBP: 0.333, SLG: 0.286 (1, 8)		4-0 BB 1B 3B BB		0-0 1-3		0-0 F8		0-0 F4		3	1	0	0	1	0	2		
Sal Butera, R OBP: 0.429, SLG: 0.571 (1, 2)		0-0 1-3 2H 1B		0-0 5-3			0-0 2B			3	0	2	1	0	0	0		
David Palmer, R OBP: 0.182, SLG: 0.273 Jeff Reardon, R OBP: 0.500, SLG: 0.500 (1, 1) (9, 1)	0-3 K		0-3 1-2		0-0 F3		0-3 K			3	0	0	0	0	2	3		
Inning Stats	R: 1 E: 0 K: 1 S: 7	H: 2 LOB: 1 BB: 0 P: 7	R: 2 E: 0 K: 1 S: 7	H: 3 LOB: 1 BB: 1 P: 11	R: 1 E: 0 K: 1 S: 6	H: 1 LOB: 0 BB: 0 P: 6	R: 0 E: 0 K: 0 S: 3	H: 0 LOB: 0 BB: 0 P: 3	R: 0 E: 0 K: 0 S: 3	H: 0 LOB: 0 BB: 0 P: 3	R: 0 E: 0 K: 1 S: 5	H: 1 LOB: 1 BB: 1 P: 9	R: 0 E: 0 K: 1 S: 6	H: 1 LOB: 2 BB: 1 P: 10	1B: 3 2B: 3 3B: 2 HR: 1	SF: 1 SAC: 0 DP: 1 HBP: 0	WP: 1 PB: 0 SB: 1 CS: 0	PA: 34
PITCHER	IP WLS BF H R ER SO BB IBB HBP BLK WP HR S P ERA WHIP	IP WLS BF H R ER SO BB IBB HBP BLK WP HR S P ERA WHIP															IP WLS BF H R ER SO BB IBB HBP BLK WP HR S P ERA WHIP	
Craig McMurtry, R ERA: 7.71 Jeff Dedmon, R ERA: 1.8 Rick Camp, R ERA: 4.76 Zane Smith, L ERA: 4.38 (1, 1) (2, 1) (5, 1) (7, 1)	1.2 L 10 5 3 3 2 1 0 0 0 0 1 10 10 3.86 0.429	2.1 8 1 1 1 1 0 0 0 0 0 0 0 9 9 0.00 0.500															2.0 9 2 0 0 2 2 0 0 0 0 0 0 11 19 0.00 2.000	

Atlanta Braves @ Montreal Expos
Olympic Stadium, Montreal, QB
Sun May 12 1985, 3:33 AM EDT
Att: 14,180 - Unknown

AB 30
R 4
H 9
RBI 4
BB 3
SO 6
LOB 15



Batter	1	2	3	4	5	6	7	8	9	10	AB	R	H	RBI	BB	SO	LOB	TOP							
Herm Winningham, L OBP: 0.351, SLG: 0.324 (1, 8)	0-0 FC5-2 1B		0-3 K			0-0 F8 1B		0-3 K		0-0 2B	5	1	3	0	0	2	0	Montreal Expos @ Houston Astros Astrodome, Houston, TX Mon May 13 1986, 8:05 PM EDT Att: 10,558 - Unknown							
Vance Law, R OBP: 0.376, SLG: 0.347 (1, 4) (9, 3)	0-0 3-1		0-0 F8			4-0 1B BB		0-0 1B		0-0 5-3	4	0	1	0	1	0	2								
Andre Dawson, R OBP: 0.325, SLG: 0.505 (1, 9)	0-0 FC5-2			0-3 K		0-0 F8		0-0 F8		4-0 IBB	4	0	0	0	1	1	4								
Dan Driessen, L OBP: 0.374, SLG: 0.631 (1, 3) (9, PR)	0-0 F7		0-0 4-3			0-0 FC6-4 1B		0-0 1B		0-0 1-3	4	0	2	1	0	0	1								
Miguel Dilone, S OBP: 0.250, SLG: 0.242 (9, 4) U L Washington, S OBP: 0.335, SLG: 0.383 Jeff Reardon, R OBP: 0.500, SLG: 0.500 (10, 1)	0-0 FC5-2			0-3 K		0-0 FC6-4 1B		0-0 F4		0-0 1B	4	0	0	0	0	1	3								
Hubie Brooks, R OBP: 0.258, SLG: 0.376 (1, 6)		0-0 F8				0-0 5-3		0-0 F8		0-0 F7	4	0	0	0	0	0	1								
Tim Wallach, R OBP: 0.359, SLG: 0.434 (1, 5)		0-0 5-3				0-0 F8		0-0 G3		0-0 1B	4	0	0	0	0	0	0								
Terry Francona, L OBP: 0.464, SLG: 0.538 (9, PR) Jim Wohlford, R OBP: 0.294, SLG: 0.310 (9, 7)		0-0 1B				0-0 F8		0-0 F9		0-0 1B	4	0	0	0	0	0	3								
Mike Fitzgerald, R OBP: 0.389, SLG: 0.295 (1, 2)		0-0 G3				0-0 4-3		0-0 K		0-0 F8	4	0	0	0	0	0	3								
Joe Hesketh, R OBP: 0.154, SLG: 0.154 Razor Shines, S OBP: 0.143, SLG: 0.143 Bert Roberge, R (8, 1) Doug Flynn, R OBP: 0.250, SLG: 0.250 (10, PH) (10, 4)			0-3 K			0-3 K		0-3 K		0-0 2B 1B	2	0	0	0	0	2	0								
Inning Stats	R: 0 E: 0 K: 0 S: 4	H: 1 LOB: 1 BB: 0 P: 4	R: 0 E: 0 K: 0 S: 4	H: 1 LOB: 1 BB: 0 P: 4	R: 0 E: 0 K: 2 S: 7	H: 0 LOB: 0 BB: 0 P: 7	R: 0 E: 0 K: 0 S: 3	H: 0 LOB: 0 BB: 0 P: 3	R: 1 E: 0 K: 1 S: 7	H: 2 LOB: 2 BB: 1 P: 11	R: 0 E: 0 K: 0 S: 3	H: 0 LOB: 0 BB: 0 P: 3	R: 0 E: 0 K: 2 S: 8	H: 1 LOB: 1 BB: 0 P: 8	R: 1 E: 0 K: 0 S: 5	H: 2 LOB: 2 BB: 0 P: 5	R: 0 E: 0 K: 0 S: 4	H: 2 LOB: 2 BB: 1 P: 8	1B: 8 2B: 1 3B: 0 HR: 0	SF: 0 SAC: 0 DP: 0 HBP: 0	WP: 0 PB: 0 SB: 3 CS: 0	PA: 40			
PITCHER	IP WLS BF H R ER SO BB IBB HBP BLK WP HR S P ERA WHIP	IP WLS BF H R ER SO BB IBB HBP BLK WP HR S P ERA WHIP	IP WLS BF H R ER SO BB IBB HBP BLK WP HR S P ERA WHIP	IP WLS BF H R ER SO BB IBB HBP BLK WP HR S P ERA WHIP	IP WLS BF H R ER SO BB IBB HBP BLK WP HR S P ERA WHIP	IP WLS BF H R ER SO BB IBB HBP BLK WP HR S P ERA WHIP	IP WLS BF H R ER SO BB IBB HBP BLK WP HR S P ERA WHIP	IP WLS BF H R ER SO BB IBB HBP BLK WP HR S P ERA WHIP	IP WLS BF H R ER SO BB IBB HBP BLK WP HR S P ERA WHIP	IP WLS BF H R ER SO BB IBB HBP BLK WP HR S P ERA WHIP	IP WLS BF H R ER SO BB IBB HBP BLK WP HR S P ERA WHIP	IP WLS BF H R ER SO BB IBB HBP BLK WP HR S P ERA WHIP	IP WLS BF H R ER SO BB IBB HBP BLK WP HR S P ERA WHIP	IP WLS BF H R ER SO BB IBB HBP BLK WP HR S P ERA WHIP	IP WLS BF H R ER SO BB IBB HBP BLK WP HR S P ERA WHIP	IP WLS BF H R ER SO BB IBB HBP BLK WP HR S P ERA WHIP	IP WLS BF H R ER SO BB IBB HBP BLK WP HR S P ERA WHIP	IP WLS BF H R ER SO BB IBB HBP BLK WP HR S P ERA WHIP	IP WLS BF H R ER SO BB IBB HBP BLK WP HR S P ERA WHIP	IP WLS BF H R ER SO BB IBB HBP BLK WP HR S P ERA WHIP	IP WLS BF H R ER SO BB IBB HBP BLK WP HR S P ERA WHIP	IP WLS BF H R ER SO BB IBB HBP BLK WP HR S P ERA WHIP	IP WLS BF H R ER SO BB IBB HBP BLK WP HR S P ERA WHIP	IP WLS BF H R ER SO BB IBB HBP BLK WP HR S P ERA WHIP	IP WLS BF H R ER SO BB IBB HBP BLK WP HR S P ERA WHIP

AB	38
R	2
H	9
RBI	2
BB	2
SO	7
LOB	16



Batter	1	2	3	4	5	6	7	8	9	10	AB	R	H	RBI	BB	SO	LOB	BOTTOM							
Bill Doran, S OBP: 0.360, SLG: 0.387 (1, 4)	0-0 F7		0-0 HR		0-0 5-3			0-0 F9			4	1	1	1	0	0	1	Montreal Expos @ Houston Astros Astrodome, Houston, TX Mon May 13 1986, 8:05 PM EDT Att: 10,558 - Unknown							
Kevin Bass, S OBP: 0.300, SLG: 0.409 (1, 8)	0-0 6-3		0-0 5-3			0-0 F8		0-0 4-3			4	0	0	0	0	0	0								
Phil Garner, R OBP: 0.311, SLG: 0.367 (1, 5)	0-0 1B			0-0 5-3		0-0 5-3		0-3 K		0-0 K	4	0	1	0	0	1	0								
Jose Cruz, L OBP: 0.377, SLG: 0.504 (1, 7)	0-0 F6			0-0 HR		0-0 6-3		0-0 4-3			4	1	1	1	0	0	1								
Tim Tolman, R Harry Spilman, L OBP: 0.118, SLG: 0.294 (10, PH) (1, 3)		0-0 F7		0-0 5-3		0-3 K		0-0 K		0-3 K	3	0	0	0	0	1	0								
Terry Puhl, L OBP: 0.438, SLG: 0.423 (1, 9)		0-0 4-3		0-0 2B		0-0 F6		0-0 1B		0-0 1B	4	1	2	0	0	0	0								
Mark Bailey, S OBP: 0.290, SLG: 0.278 Jerry Mumphrey, S OBP: 0.313, SLG: 0.317 (10, PH) (1, 2)		0-0 F4		0-0 5-3		0-0 F3		0-0 1B		0-0 1B	3	0	0	0	0	0	1								
Dickie Thon, R OBP: 0.259, SLG: 0.236 (1, 6)			0-0 5-3			0-0 FC5-6 1B		0-0 1-3 1B			3	0	2	0	0	0	0								
Nolan Ryan, R Denny Walling, L OBP: 0.360, SLG: 0.488 Frank DiPino, L OBP: 0.333, SLG: 0.333 Dave Smith, R (9, 1)			0-3 K		0-0 FC5-6 CS		0-0 1-3			0-0 1-3	2	0	0	0	0	1	1								
Inning Stats	R: 0 E: 0 K: 0 S: 4	H: 1 LOB: 1 BB: 0 P: 4	R: 0 E: 0 K: 0 S: 3	H: 0 LOB: 0 BB: 0 P: 3	R: 1 E: 0 K: 1 S: 6	H: 1 LOB: 1 BB: 0 P: 6	R: 1 E: 0 K: 0 S: 5	H: 2 LOB: 1 BB: 0 P: 5	R: 0 E: 0 K: 0 S: 3	H: 0 LOB: 0 BB: 0 P: 3	R: 0 E: 0 K: 1 S: 5	H: 0 LOB: 0 BB: 0 P: 5	R: 0 E: 0 K: 0 S: 3	H: 1 LOB: 0 BB: 0 P: 3	R: 0 E: 0 K: 1 S: 5	H: 0 LOB: 0 BB: 0 P: 5	R: 1 E: 0 K: 1 S: 5		H: 2 LOB: 1 BB: 0 P: 5	1B: 5 2B: 1 3B: 0 HR: 2	SF: 0 SAC: 0 DP: 0 HBP: 0	WP: 0 PB: 0 SB: 1 CS: 1	PA: 34		
PITCHER	IP WLS BF H R ER SO BB IBB HBP BLK WP HR S P ERA WHIP	IP WLS BF H R ER SO BB IBB HBP BLK WP HR S P ERA WHIP	IP WLS BF H R ER SO BB IBB HBP BLK WP HR S P ERA WHIP	IP WLS BF H R ER SO BB IBB HBP BLK WP HR S P ERA WHIP	IP WLS BF H R ER SO BB IBB HBP BLK WP HR S P ERA WHIP	IP WLS BF H R ER SO BB IBB HBP BLK WP HR S P ERA WHIP	IP WLS BF H R ER SO BB IBB HBP BLK WP HR S P ERA WHIP	IP WLS BF H R ER SO BB IBB HBP BLK WP HR S P ERA WHIP	IP WLS BF H R ER SO BB IBB HBP BLK WP HR S P ERA WHIP	IP WLS BF H R ER SO BB IBB HBP BLK WP HR S P ERA WHIP	IP WLS BF H R ER SO BB IBB HBP BLK WP HR S P ERA WHIP	IP WLS BF H R ER SO BB IBB HBP BLK WP HR S P ERA WHIP	IP WLS BF H R ER SO BB IBB HBP BLK WP HR S P ERA WHIP	IP WLS BF H R ER SO BB IBB HBP BLK WP HR S P ERA WHIP	IP WLS BF H R ER SO BB IBB HBP BLK WP HR S P ERA WHIP	IP WLS BF H R ER SO BB IBB HBP BLK WP HR S P ERA WHIP	IP WLS BF H R ER SO BB IBB HBP BLK WP HR S P ERA WHIP	IP WLS BF H R ER SO BB IBB HBP BLK WP HR S P ERA WHIP	IP WLS BF H R ER SO BB IBB HBP BLK WP HR S P ERA WHIP	IP WLS BF H R ER SO BB IBB HBP BLK WP HR S P ERA WHIP	IP WLS BF H R ER SO BB IBB HBP BLK WP HR S P ERA WHIP	IP WLS BF H R ER SO BB IBB HBP BLK WP HR S P ERA WHIP	IP WLS BF H R ER SO BB IBB HBP BLK WP HR S P ERA WHIP	IP WLS BF H R ER SO BB IBB HBP BLK WP HR S P ERA WHIP	IP WLS BF H R ER SO BB IBB HBP BLK WP HR S P ERA WHIP


AB	34
R	3
H	8
RBI	3
BB	0
SO	4
LOB	5



Batter	1	2	3	4	5	6	7	8	9	AB	R	H	RBI	BB	SO	LOB	TOP		
Herm Winningham, L (1, 8) OBP: 0.358, SLG: 0.333	0-0 4-3 5-3 1B		0-0 1-3		0-0 F6		0-0 1-2 1B			4	0	2	0	0	0	1			
U L Washington, S (1, 5) OBP: 0.305, SLG: 0.353	0-0 5-3 1-2		0-0 F6		0-0 F6		0-0 4-3 F9			4	0	0	0	0	0	3			
Andre Dawson, R (1, 9) OBP: 0.316, SLG: 0.491 Jim Wohlford, R (6, 9) OBP: 0.314, SLG: 0.333	0-0 4-3 2-3		0-0 5-3		0-0 6-3		0-0 FC3-6 1B			3	0	0	0	0	0	1			
Dan Driessen, L (1, 3) OBP: 0.360, SLG: 0.510	0-0 6-3		0-0 4-3		0-0 E4 HBP		0-0 FC3-6 WP 1-2 1B			4	0	0	0	0	2				
Hubie Brooks, R (1, 6) OBP: 0.298, SLG: 0.372 Doug Flynn, R (6, PR) OBP: 0.200, SLG: 0.200		0-0 F4		0-0 6-3		1-0 FC4-6 HBP		0-0 F9		2	0	0	0	0	0	0			
Terry Francona, L (1, 7) OBP: 0.406, SLG: 0.467		0-0 F9		0-0 F8		0-0 FC4-6 1-2		0-0 4-3		4	0	0	0	0	3				
Vance Law, R (1, 4) OBP: 0.371, SLG: 0.342		0-0 1B 1B		0-3 K		0-0 F9		0-0 5-3		4	0	1	0	0	1	0			
Mike Fitzgerald, R (1, 2) OBP: 0.308, SLG: 0.313 Sal Butera, R (7, 2) OBP: 0.500, SLG: 0.625		0-0 1-2 1B		0-0 FC6-4 1B		4-0 1B BB		0-0 G4-6-3 1B		2	0	2	0	1	0	0			
Steve Rogers, R (1, 1) Ed Glynn, R (3, 1) Tim Burke, R (4, 1) Miguel Dilone, S (5, PH) Dan Schatzeder, R (5, PH) Razor Shines, S (5, PH)		0-0 L3		0-0 FC6-4 1-2		0-3 K		0-0 G4-6-3 1-2		1	0	0	0	0	0	2			
Inning Stats	R: 0 E: 0 K: 0 S: 4	H: 1 LOB: 1 BB: 0 P: 4	R: 0 E: 0 K: 0 S: 5	H: 2 LOB: 2 BB: 0 P: 5	R: 0 E: 0 K: 0 S: 3	H: 0 LOB: 0 BB: 0 P: 3	R: 0 E: 0 K: 1 S: 6	H: 1 LOB: 1 BB: 0 P: 6	R: 0 E: 1 K: 0 S: 4	H: 0 LOB: 2 BB: 0 P: 5	R: 0 E: 0 K: 1 S: 6	H: 1 LOB: 2 BB: 1 P: 10	R: 0 E: 0 K: 0 S: 4	H: 1 LOB: 1 BB: 0 P: 4	R: 0 E: 0 K: 0 S: 3	H: 1 LOB: 0 BB: 0 P: 3	1B: 7 2B: 0 3B: 0 HR: 0	SF: 0 SAC: 0 DP: 1 HBP: 1	WP: 2 PA: 36 PB: 0 SB: 0 CS: 0
PITCHER	IP WLS BF H R ER SO BB IBB HBP BLK WP HR S P ERA WHIP	7.0 W 29 5 0 0 2 1 0 0 0 0 0 31 36 0.00 0.857	2.0 L 7 2 0 0 0 0 0 0 0 0 1 0 7 7 0.00 1.000																

Montreal Expos @ Houston Astros
Astrodome, Houston, TX
Tue May 14 1985, 8:05 PM EDT
Att: 9,148 - Unknown


AB 34
R 0
H 7
RBI 0
BB 1
SO 2
LOB 16



Batter	1	2	3	4	5	6	7	8	9	AB	R	H	RBI	BB	SO	LOB	BOTTOM		
Bill Doran, S (1, 4) OBP: 0.374, SLG: 0.414	0-0 F4		0-0 1-3 1B		0-0 1B 1B		0-0 F8		4-0 E BB	5	2	3	0	1	0	1			
Terry Puhl, L (1, 9) OBP: 0.420, SLG: 0.404 Mark Ross, R (8, 1)	0-3 K		0-0 4-3		0-0 1B 1-2 1B		0-0 F8		0-0 E3	5	1	1	0	0	1	3			
Denny Walling, L (1, 3) Tim Tolman, R (6, PH) (9, 3)	4-0 BB		0-0 3-1 E		0-0 1-3 2-H 1B		4-0 BB 1B BB		0-3 K	3	2	2	1	2	0	0			
Jose Cruz, L (1, 7) Jim Pankovits, R (7, PH) OBP: 0.400, SLG: 0.294	0-0 F8		0-0 3-1		4-0 1B 1-2 BB		0-0 1-2 3-H 1B		0-0 F9	3	0	1	1	1	0	2			
Jerry Mumphrey, S (1, 8) OBP: 0.333, SLG: 0.333		0-0 3-1		0-0 E7 1B		0-0 FC4-6 1-3 2-H 1B		4-0 1-2 2-S BB		4	1	3	3	1	0	0			
Phil Garner, R (1, 5) OBP: 0.306, SLG: 0.369		0-0 2B 2B		0-0 6-3		0-3 K		0-0 F9		5	1	1	0	0	1	8			
Mark Bailey, S (1, 2) OBP: 0.313, SLG: 0.281		4-0 2B BB		0-0 1B 2-H 1B		0-3 K		0-0 F9		3	2	1	1	2	1	2			
Craig Reynolds, L (1, 6) OBP: 0.329, SLG: 0.424		0-0 1-H 2-H CS 2B		0-0 FC4-6		0-0 SH1-4 1B		0-0 E5		5	1	4	2	0	0	2			
Ron Mathis, R (1, 1) Kevin Bass, S (8, 9) OBP: 0.296, SLG: 0.403		4-0 1B 3-H BB		0-3 K		0-0 4-3		0-3 K		2	0	0	0	1	1	2			
Inning Stats	R: 0 E: 0 K: 1 S: 5	H: 0 LOB: 1 BB: 1 P: 9	R: 2 E: 0 K: 0 S: 5	H: 3 LOB: 2 BB: 2 P: 13	R: 2 E: 1 K: 1 S: 9	H: 4 LOB: 0 BB: 0 P: 9	R: 3 E: 0 K: 2 S: 11	H: 4 LOB: 2 BB: 1 P: 15	R: 1 E: 0 K: 0 S: 5	H: 2 LOB: 3 BB: 2 P: 13	R: 0 E: 0 K: 0 S: 4	H: 1 LOB: 1 BB: 0 P: 4	R: 0 E: 0 K: 0 S: 5	H: 2 LOB: 0 BB: 0 P: 5	R: 2 E: 2 K: 2 S: 9	H: 1 LOB: 2 BB: 2 P: 17	1B: 13 2B: 3 3B: 1 HR: 0	SF: 0 SAC: 1 DP: 0 HBP: 0	WP: 0 PA: 49 PB: 0 SB: 0 CS: 1
PITCHER	IP WLS BF H R ER SO BB IBB HBP BLK WP HR S P ERA WHIP	2.2 L 16 6 4 3 3 1 1 0 0 0 0 0 7 11 81.00 15.000	0.1 L 6 4 3 3 1 1 0 0 0 0 0 0 7 11 81.00 15.000	1.0 L 4 1 0 0 2 0 0 0 0 0 0 8 8 0.00 1.000	4.0 L 23 6 3 2 2 4 0 0 0 0 0 0 23 39 4.50 2.500														

Montreal Expos @ Houston Astros
Astrodome, Houston, TX
Tue May 14 1985, 8:05 PM EDT
Att: 9,148 - Unknown

AB 40
R 10
H 17
RBI 9
BB 8
SO 6
LOB 27



Batter	1	2	3	4	5	6	7	8	9	AB	R	H	RBI	BB	SO	LOB	TOP		
Eddie Milner, L OBP: 0.357, SLG: 0.301 (1, 8)										4	1	1	1	0	0	1	Cincinnati Reds @ Montreal Expos Olympic Stadium, Montreal, QB Wed May 15 1985, 7:05 PM EDT Att: 23,198 - Unknown		
Pete Rose, S OBP: 0.386, SLG: 0.337 Eric Davis, R OBP: 0.205, SLG: 0.429 (1, 3) (7, 7)										4	0	2	0	0	1	1			
Dave Parker, L OBP: 0.348, SLG: 0.512 (1, 9)										4	0	1	1	0	0	1			
Cesar Cedeno, R OBP: 0.311, SLG: 0.287 (1, 7) (7, 3)										3	0	0	0	1	1	2			
Wayne Krenchicki, L OBP: 0.357, SLG: 0.217 (1, 5)										3	0	0	0	1	1	2			
Dave Concepcion, R OBP: 0.293, SLG: 0.388 (1, 6)										4	0	0	0	0	0	1			
Ron Oester, S OBP: 0.366, SLG: 0.400 (1, 4)										4	1	2	0	0	1	0			
Dave Vangorder, R OBP: 0.266, SLG: 0.288 (1, 2)										4	0	1	0	0	0	2			
Joe Price, R Duane Walker, L Ted Power, R (1, 1) (9, PH) (9, 1)										3	0	0	0	0	2	2			
Inning Stats	R: 0 E: 0 K: 0 S: 4	H: 1 LOB: 2 BB: 1 P: 8	R: 0 E: 0 K: 1 S: 5	H: 0 LOB: 0 BB: 0 P: 5	R: 0 E: 0 K: 2 S: 7	H: 0 LOB: 1 BB: 1 P: 9	R: 2 E: 0 K: 0 S: 7	H: 4 LOB: 2 BB: 0 P: 7	R: 0 E: 0 K: 1 S: 6	H: 1 LOB: 1 BB: 0 P: 6	R: 0 E: 0 K: 0 S: 3	H: 0 LOB: 0 BB: 0 P: 3	R: 0 E: 0 K: 1 S: 6	H: 1 LOB: 1 BB: 0 P: 6	1B: 5 2B: 2 3B: 0 HR: 0	SF: 0 SAC: 0 DP: 0 HBP: 0		WP: 0 PB: 0 SB: 0 CS: 0	PA: 36
PITCHER	IP	WLS	BF	H	R	ER	SO	BB	IBB	HBP	BLK	WP	HR	S	P	ERA	WHIP		
Bryn Smith, R ERA: 2.05 Bert Roberge, R ERA: 1.05 (1, 1) (9, 1)	8.0	L	32	6	2	2	6	2	0	0	0	0	0	42	50	2.25	1.000		
PITCHER	IP	WLS	BF	H	R	ER	SO	BB	IBB	HBP	BLK	WP	HR	S	P	ERA	WHIP		
	1.0		4	1	0	0	1	0	0	0	0	0	0	6	6	0.00	1.000		

Batter	1	2	3	4	5	6	7	8	9	AB	R	H	RBI	BB	SO	LOB	BOTTOM					
Tim Raines, S OBP: 0.305, SLG: 0.370 (1, 7)										4	0	0	0	0	1	3	Cincinnati Reds @ Montreal Expos Olympic Stadium, Montreal, QB Wed May 15 1985, 7:05 PM EDT Att: 23,198 - Unknown					
Vance Law, R OBP: 0.355, SLG: 0.325 (1, 4)										4	0	0	0	0	2	0						
Andre Dawson, R OBP: 0.314, SLG: 0.491 (1, 8)										4	0	1	0	0	0	0						
Tim Wallach, R OBP: 0.347, SLG: 0.418 (1, 5)										4	0	0	0	0	2	1						
Dan Driessen, L OBP: 0.357, SLG: 0.500 (1, 3)										4	1	1	0	0	0	1						
Jim Wehlford, R OBP: 0.316, SLG: 0.313 (1, 9)										2	0	0	0	1	1	0						
U L Washington, S OBP: 0.309, SLG: 0.370 (1, 6)										3	0	1	1	0	0	0						
Mike Fitzgerald, R OBP: 0.306, SLG: 0.305 (1, 2)										2	0	0	0	1	0	0						
Bryn Smith, R OBP: 0.250, SLG: 0.313 Miguel Dilone, S OBP: 0.237, SLG: 0.229 Bert Roberge, R ERA: 2.19 (1, 1) (8, PH) (9, 1)										2	0	0	0	0	1	3						
Inning Stats	R: 0 E: 0 K: 1 S: 5	H: 0 LOB: 0 BB: 0 P: 5	R: 1 E: 0 K: 1 S: 7	H: 2 LOB: 3 BB: 2 P: 15	R: 0 E: 0 K: 2 S: 8	H: 1 LOB: 1 BB: 0 P: 8	R: 0 E: 0 K: 1 S: 5	H: 0 LOB: 0 BB: 0 P: 5	R: 0 E: 0 K: 2 S: 7	H: 0 LOB: 0 BB: 0 P: 7	R: 0 E: 0 K: 0 S: 3	H: 0 LOB: 0 BB: 0 P: 3	R: 0 E: 0 K: 0 S: 3	H: 0 LOB: 0 BB: 0 P: 3	R: 0 E: 0 K: 1 S: 5	H: 0 LOB: 0 BB: 0 P: 5		R: 0 E: 0 K: 0 S: 3	H: 0 LOB: 0 BB: 0 P: 3	1B: 1 2B: 2 3B: 0 HR: 0	SF: 0 SAC: 0 DP: 0 HBP: 0	WP: 0 PB: 0 SB: 0 CS: 0
PITCHER	IP	WLS	BF	H	R	ER	SO	BB	IBB	HBP	BLK	WP	HR	S	P	ERA	WHIP					
Joe Price, L ERA: 2.95 Ted Power, R ERA: 2.19 (1, 1) (9, 1)	8.0	W	29	3	1	1	8	2	0	0	0	0	0	43	51	1.12	0.625					
PITCHER	IP	WLS	BF	H	R	ER	SO	BB	IBB	HBP	BLK	WP	HR	S	P	ERA	WHIP					
	1.0	S	3	0	0	0	0	0	0	0	0	0	0	3	3	0.00	0.000					

Batter	1	2	3	4	5	6	7	8	9	AB	R	H	RBI	BB	SO	LOB	TOP					
Eddie Milner, L OBP: 0.352, SLG: 0.299 (1, 8)	B2-3			HR 1B		F7	F8			4	1	1	0	0	0	1	Cincinnati Reds @ Montreal Expos Olympic Stadium, Montreal, QB Thu May 16 1985, 7:05 PM EDT Att: 18,128 - Unknown					
Pete Rose, S OBP: 0.390, SLG: 0.337 Eric Davis, R OBP: 0.205, SLG: 0.429 (8, 7)	F7			1-3		1B		3-1 E BB		3	0	1	0	1	0	1						
Dave Parker, L OBP: 0.353, SLG: 0.531 (1, 9)	F7			HR		1B		3-1		3	1	1	2	1	0	1						
Cesar Cedeno, R OBP: 0.310, SLG: 0.286 (8, 3)		K		5-3		FC6-4 1B		FC5		4	0	1	0	0	1	1						
Nick Esasky, R OBP: 0.299, SLG: 0.415 (1, 5)	F2			6-3		FC6-4 1B		5-3		4	0	0	0	0	0	5						
Ron Oester, S OBP: 0.371, SLG: 0.404 (1, 4)	L1							F8		4	1	2	0	0	0	2						
Tom Foley, L OBP: 0.152, SLG: 0.188 (1, 6)				G6-4-3 1B		4-3		1-3		4	0	2	1	0	0	1						
Dave Vangorder, R OBP: 0.253, SLG: 0.273 (1, 2)				G6-4-3		F3		5-3		4	0	0	0	0	1	2						
Jay Tibbs, R OBP: 0.174, SLG: 0.095 Tom Hume, R (7, 1)				K		1-3		K		3	0	0	0	0	2	1						
								6-3		1	0	0	0	0	0	0						
Inning Stats	R: 0 E: 0 K: 0 S: 3	H: 0 LOB: 0 BB: 0 P: 3	R: 0 E: 0 K: 1 S: 5	H: 0 LOB: 0 BB: 0 P: 5	R: 0 E: 0 K: 1 S: 5	H: 1 LOB: 0 BB: 0 P: 5	R: 2 E: 0 K: 0 S: 5	H: 2 LOB: 0 BB: 0 P: 5	R: 0 E: 0 K: 0 S: 3	H: 1 LOB: 0 BB: 0 P: 3	R: 0 E: 0 K: 0 S: 5	H: 2 LOB: 3 BB: 1 P: 9	R: 1 E: 0 K: 1 S: 7	H: 2 LOB: 1 BB: 0 P: 7	R: 1 E: 1 K: 0 S: 4	H: 0 LOB: 2 BB: 1 P: 8	R: 0 E: 0 K: 1 S: 5	H: 0 LOB: 0 BB: 0 P: 5	1B: 6 2B: 1 3B: 1 HR: 1	SF: 0 SAC: 0 DP: 2 HBP: 0	WP: 0 PB: 0 SB: 3 CS: 0	PA: 36
PITCHER	IP WLS BF H R ER SO BB IBB HBP BLK WP HR S P ERA WHIP	IP WLS BF H R ER SO BB IBB HBP BLK WP HR S P ERA WHIP																				
Bill Gullickson, R ERA: 3.85 (1, 1)	7.0	L	28	8	3	3	3	0	1	0	0	0	0	0	1	33	37	3.86	1.143			
Bert Roberge, R ERA: 0.96 (8, 1)	2.0		8	0	1	0	1	1	0	0	0	0	0	0	0	9	13	0.00	0.500			

Batter	1	2	3	4	5	6	7	8	9	AB	R	H	RBI	BB	SO	LOB	BOTTOM			
Tim Raines, S OBP: 0.320, SLG: 0.391 (1, 7)	6-3			1B 3B		G6-4-3 BB		BB		2	1	1	0	2	0	0	Cincinnati Reds @ Montreal Expos Olympic Stadium, Montreal, QB Thu May 16 1985, 7:05 PM EDT Att: 18,128 - Unknown			
U L Washington, S OBP: 0.335, SLG: 0.375 (1, 6)	FC5-4 1B BB			1B S		F6		1-2 BB		2	1	1	1	2	0	1				
Andre Dawson, R OBP: 0.312, SLG: 0.483 (1, 9)	FC5-4 1B			F8		G6-4-3		K		4	0	1	0	0	1	4				
Dan Driessen, L OBP: 0.353, SLG: 0.491 (1, 3)	FC5-4			1B		F3		4-3		4	0	1	1	0	0	2				
Tim Wallach, R OBP: 0.344, SLG: 0.412 (1, 5)	F9			1B		F9		K2-3		4	0	1	0	0	1	2				
Vance Law, R OBP: 0.351, SLG: 0.313 (1, 4)				4-3		FC6-4		F6		3	0	0	0	1	0	2				
Herm Winningham, L OBP: 0.365, SLG: 0.333 (1, 8)				G1-6-3 BB		4-3		L4		3	0	1	0	1	0	1				
Mike Fitzgerald, R OBP: 0.390, SLG: 0.291 (1, 2)				G1-6-3		L4-3		F8		4	0	0	0	0	1	2				
Bill Gullickson, R OBP: 0.125, SLG: 0.125 Miguel Dilone, S OBP: 0.231, SLG: 0.222 Bert Roberge, R (8, 1)				4-3		4-3		K		2	0	0	0	0	0	0				
Terry Francona, L OBP: 0.394, SLG: 0.452 (8, PH)								K		1	0	0	0	0	0	0				
										1	0	0	0	0	0	0				
Inning Stats	R: 0 E: 0 K: 0 S: 4	H: 1 LOB: 2 BB: 1 P: 8	R: 0 E: 0 K: 0 S: 2	H: 0 LOB: 0 BB: 1 P: 6	R: 2 E: 0 K: 0 S: 7	H: 4 LOB: 2 BB: 0 P: 7	R: 0 E: 0 K: 0 S: 3	H: 1 LOB: 0 BB: 0 P: 3	R: 0 E: 0 K: 0 S: 2	H: 0 LOB: 0 BB: 1 P: 6	R: 0 E: 0 K: 0 S: 3	H: 0 LOB: 2 BB: 2 P: 17	R: 0 E: 0 K: 1 S: 5	H: 0 LOB: 0 BB: 0 P: 5	R: 0 E: 0 K: 0 S: 3	H: 0 LOB: 0 BB: 0 P: 3	1B: 5 2B: 1 3B: 1 HR: 0	SF: 0 SAC: 0 DP: 3 HBP: 0	WP: 0 PB: 0 SB: 1 CS: 0	PA: 36
PITCHER	IP WLS BF H R ER SO BB IBB HBP BLK WP HR S P ERA WHIP	IP WLS BF H R ER SO BB IBB HBP BLK WP HR S P ERA WHIP																		
Jay Tibbs, R ERA: 3.8 (1, 1)	6.2	W	29	6	2	2	2	6	0	0	0	0	0	0	0	27	51	2.70	1.800	
Tom Hume, R ERA: 2.4 (7, 1)	2.1	S	7	0	0	0	2	0	0	0	0	0	0	0	11	11	0.00	0.000		

Batter	1	2	3	4	5	6	7	8	9	10	AB	R	H	RBI	BB	SO	LOB	TOP			
Tim Flannery, L OBP: 0.342, SLG: 0.347 (1, 4)	L5		K			1-3		BB			4	0	1	0	1	1	1				
Tony Gwynn, L OBP: 0.355, SLG: 0.469 (1, 9)	G3			1B SH5-3		1B		F7		F8	5	1	2	0	0	0	3				
Steve Garvey, R OBP: 0.341, SLG: 0.533 (1, 3)	K			SH5-3		FC6-4		5-3			3	0	1	1	0	1	1				
Graig Nettles, L OBP: 0.410, SLG: 0.387 (1, 5)		G5-4-3 BB		K		K		F4			3	0	0	0	1	2	2				
Kevin McReynolds, R OBP: 0.394, SLG: 0.355 (1, 8)	F8			FC6-4		FC6-4		K			4	0	1	0	0	1	2				
Carmelo Martinez, R OBP: 0.353, SLG: 0.483 (1, 7)	G5-4-3			FC6-4				K		K	4	0	0	0	0	2	3				
Bruce Bochy, R OBP: 0.143, SLG: 0.143 (1, 2)			K			6-3		K		K	4	0	0	0	0	3	0				
Garry Templeton, S OBP: 0.288, SLG: 0.405 (1, 6)			SH5-4			K		G3		K	4	0	1	0	0	2	0				
Eric Show, R OBP: 0.125, SLG: 0.125 (1, 1)			SH5-4			F8					1	0	0	0	0	0	0				
Al Bumby, L OBP: 0.424, SLG: 0.419 (8, PH)								F7			1	0	0	0	0	0	0				
Rich Gossage, R (8, 1)											0	0	0	0	0	0	0				
Bobby Brown, S OBP: 0.152, SLG: 0.200 (10, PH)			1-2							1B S	0	0	0	0	1	0	0				
Tim Stoddard, R (10, 1)										BB	0	0	0	0	0	0	0				
Inning Stats	R: 0 E: 0 K: 1 S: 5	H: 0 LOB: 0 BB: 0 P: 5	R: 0 E: 0 K: 0 S: 2	H: 0 LOB: 0 BB: 1 P: 6	R: 0 E: 0 K: 2 S: 8	H: 1 LOB: 1 BB: 0 P: 8	R: 0 E: 0 K: 1 S: 7	H: 2 LOB: 2 BB: 0 P: 7	R: 0 E: 0 K: 1 S: 5	H: 0 LOB: 0 BB: 0 P: 5	R: 1 E: 0 K: 1 S: 7	H: 2 LOB: 1 BB: 0 P: 7	R: 0 E: 0 K: 2 S: 7	H: 0 LOB: 0 BB: 0 P: 7	R: 0 E: 0 K: 2 S: 7	H: 0 LOB: 0 BB: 0 P: 7	R: 0 E: 0 K: 2 S: 8	H: 1 LOB: 2 BB: 1 P: 12	1B: 5 2B: 0 3B: 1 HR: 0	SF: 0 SAC: 2 DP: 1 HBP: 0	WP: 0 PA: 38 PB: 0 SB: 1 CS: 0
PITCHER	IP	WLS	BF	H	R	ER	SO	BB	IBB	HBP	BLK	WP	HR	S	P	ERA	WHIP				
David Palmer, R ERA: 2.79	(1, 1)	7.0	26	5	1	1	8	1	0	0	0	0	0	41	45	1.29	0.857				
Jeff Reardon, R ERA: 1.52	(8, 1)	3.0	12	1	0	0	4	2	0	0	0	0	0	18	26	0.00	1.000				

San Diego Padres @ Montreal Expos
 Olympic Stadium, Montreal, QB
 Fri May 17 1986, 7:05 PM EDT
 Att: 15,251 - Unknown
 livebaseballscores.com

AB	33
R	1
H	6
RBI	1
BB	3
SO	12
LOB	12



Batter	1	2	3	4	5	6	7	8	9	10	AB	R	H	RBI	BB	SO	LOB	BOTTOM			
Tim Raines, S OBP: 0.323, SLG: 0.400 (1, 7)	G3		F8					6-3			5	1	2	0	0	0	0				
U.L. Washington, S OBP: 0.333, SLG: 0.367 (1, 6)											4	1	1	0	0	0	2				
Jeff Reardon, R OBP: 0.500, SLG: 0.500 (8, 1)			6-3					F8			0	0	0	0	0	0	0				
Terry Francona, L OBP: 0.412, SLG: 0.452 (10, PH)	1B										0	0	0	0	1	0	0				
Andre Dawson, R OBP: 0.308, SLG: 0.480 (1, 9)	1B										5	0	1	1	0	2	3				
Dan Driessen, L OBP: 0.366, SLG: 0.481 (1, 3)	K		F8					K			2	0	1	0	2	0	0				
Tim Wallach, R OBP: 0.341, SLG: 0.407 (1, 5)	1B							F8			4	0	1	1	0	0	2				
Vance Law, R OBP: 0.337, SLG: 0.299 (1, 4)	1B							F8			4	0	0	0	0	2	4				
Herm Winningham, L OBP: 0.371, SLG: 0.325 (1, 8)								F8			2	0	0	0	2	0	1				
Mike Fitzgerald, R OBP: 0.376, SLG: 0.278 (1, 2)								F8			4	0	0	0	0	2	3				
David Palmer, R OBP: 0.231, SLG: 0.308 (1, 1)											2	0	1	0	0	0	0				
Hubie Brooks, R OBP: 0.234, SLG: 0.365 (7, PH)											2	0	0	0	0	1	0				
Inning Stats	R: 1 E: 0 K: 2 S: 10	H: 3 LOB: 2 BB: 0 P: 10	R: 0 E: 0 K: 1 S: 4	H: 0 LOB: 0 BB: 1 P: 8	R: 0 E: 0 K: 0 S: 3	H: 0 LOB: 0 BB: 0 P: 3	R: 0 E: 0 K: 0 S: 3	H: 0 LOB: 1 BB: 1 P: 7	R: 0 E: 0 K: 1 S: 7	H: 2 LOB: 2 BB: 0 P: 7	R: 0 E: 0 K: 1 S: 5	H: 0 LOB: 0 BB: 0 P: 5	R: 0 E: 0 K: 1 S: 5	H: 0 LOB: 0 BB: 0 P: 5	R: 0 E: 0 K: 1 S: 5	H: 0 LOB: 0 BB: 0 P: 5	R: 1 E: 0 K: 0 S: 3	H: 2 LOB: 2 BB: 1 P: 7	1B: 5 2B: 2 3B: 0 HR: 0	SF: 0 SAC: 0 DP: 0 HBP: 0	WP: 0 PA: 39 PB: 0 SB: 2 CS: 1
PITCHER	IP	WLS	BF	H	R	ER	SO	BB	IBB	HBP	BLK	WP	HR	S	P	ERA	WHIP				
Eric Show, R ERA: 2.87	(1, 1)	7.0	29	5	1	1	5	3	1	0	0	0	0	35	51	1.29	1.143				
Rich Gossage, R ERA: 2.91	(8, 1)	2.0	6	0	0	0	2	0	0	0	0	0	0	10	10	0.00	0.000				
Tim Stoddard, R ERA: 4.5	(10, 1)	0.1	4	2	1	1	0	0	1	0	0	0	0	3	7	27.00	6.000				

San Diego Padres @ Montreal Expos
 Olympic Stadium, Montreal, QB
 Fri May 17 1986, 7:05 PM EDT
 Att: 15,251 - Unknown
 livebaseballscores.com

AB	34
R	2
H	7
RBI	2
BB	5
SO	7
LOB	15



Batter	1	2	3	4	5	6	7	8	9	AB	R	H	RBI	BB	SO	LOB	TOP								
Jerry Royster, R (1, 4) OBP: 0.226, SLG: 0.269	F8		F7		SH1-2			6-3	2B	3	0	1	1	0	0	1	San Diego Padres @ Montreal Expos Olympic Stadium, Montreal, QB Sat May 18 1985, 3:33 AM EDT Att: 14,413 - Unknown								
Tim Flannery, L (9, PH) OBP: 0.350, SLG: 0.384									3B	1	1	1	2	0	0										
Tony Gwynn, L (1, 9) OBP: 0.393, SLG: 0.474	BB		6-3					6-3	2B	3	0	1	1	2	0										
Steve Garvey, R (1, 3) OBP: 0.329, SLG: 0.514	K			5-3	CS			F8	5-3	5	0	0	0	0	2										
Kevin McReynolds, R (1, 8) OBP: 0.310, SLG: 0.378	F8								BB	3	2	1	1	1	0										
Carmelo Martinez, R (1, 7) OBP: 0.330, SLG: 0.467		L5		6-3					BB	3	1	0	0	1	1										
Graig Nettles, L (1, 5) OBP: 0.404, SLG: 0.380			5-3						BB	4	1	1	1	0	1										
Bruce Bochy, R (1, 2) OBP: 0.222, SLG: 0.222				K				4-3	1B	4	1	2	1	0	2										
Garry Templeton, S (1, 6) OBP: 0.296, SLG: 0.409			F8		E8			F9	FC3-6	4	2	1	1	0	0										
Dave Dravecky, R (1, 1) OBP: 0.154, SLG: 0.231					F9			F9	F4	3	0	1	0	0	0										
Rich Gossage, R (8, 1)										1	0	0	0	0	0										
Inning Stats	R: 0 E: 0 K: 1 S: 5	H: 0 LOB: 1 BB: 1 P: 9	R: 0 E: 0 K: 1 S: 5	H: 0 LOB: 0 BB: 0 P: 5	R: 0 E: 0 K: 0 S: 4	H: 1 LOB: 1 BB: 0 P: 4	R: 1 E: 0 K: 1 S: 6	H: 1 LOB: 0 BB: 0 P: 6	R: 2 E: 1 K: 0 S: 4	H: 2 LOB: 0 BB: 1 P: 8	R: 0 E: 0 K: 2 S: 7	H: 0 LOB: 0 BB: 0 P: 7	R: 0 E: 0 K: 1 S: 5	H: 0 LOB: 0 BB: 0 P: 5	R: 0 E: 0 K: 0 S: 4	H: 1 LOB: 1 BB: 2 P: 4	R: 5 E: 0 K: 0 S: 7	H: 4 LOB: 1 BB: 2 P: 15	1B: 4 2B: 3 3B: 1 HR: 1	SF: 0 SAC: 1 DP: 0 HBP: 0	WP: 0 PB: 1 SB: 0 CS: 1	PA: 40			
PITCHER	IP	WLS	BF	H	R	ER	SO	BB	IBB	HBP	BLK	WP	HR	S	P	ERA	WHIP								
Joe Hesketh, L (1, 1) ERA: 2.08	5.0	L	20	4	3	2	3	2	0	0	0	0	1	24	32	3.60	1.200								
Tim Burke, R (6, 1) ERA: 2.2	2.0		6	0	0	0	3	0	0	0	0	0	0	12	12	0.00	0.000								
Ed Glynn, L (8, 1) ERA: 19.29	1.0		5	1	1	1	0	1	0	0	0	0	0	4	8	9.00	2.000								
Bert Roberge, R (9, 1) ERA: 2.29	1.0		8	4	4	4	0	1	0	0	1	0	0	7	11	36.00	5.000								

Batter	1	2	3	4	5	6	7	8	9	AB	R	H	RBI	BB	SO	LOB	BOTTOM								
Tim Raines, S (1, 7) OBP: 0.328, SLG: 0.393	4-3				FC4-6			5-3		2	0	0	0	2	0	2	San Diego Padres @ Montreal Expos Olympic Stadium, Montreal, QB Sat May 18 1985, 3:33 AM EDT Att: 14,413 - Unknown								
Vance Law, R (1, 4) OBP: 0.333, SLG: 0.308	BB		BB							4	1	1	0	0	0										
Andre Dawson, R (1, 8) OBP: 0.313, SLG: 0.476								1B		3	1	1	1	1	0										
Hubie Brooks, R (1, 6) OBP: 0.285, SLG: 0.353	BB		L9		F8			1B		4	0	0	0	0	0										
Dan Driessen, L (1, 3) OBP: 0.362, SLG: 0.482			G3					F9		4	0	0	0	0	0										
Miguel Dilone, S (8, PR) OBP: 0.231, SLG: 0.222					1-3					4	0	1	1	0	1										
Tim Lincecum, R (1, 5) OBP: 0.338, SLG: 0.410								1B		0	0	0	0	0	0										
Jim Wohlford, R (1, 9) OBP: 0.293, SLG: 0.286					F8			L8		4	0	1	0	0	0										
Terry Francona, L (9, 3) OBP: 0.400, SLG: 0.438										3	0	0	0	0	0										
Sal Butera, R (1, 2) OBP: 0.417, SLG: 0.455					5-3			F8		3	0	0	0	1	0										
Joe Hesketh, R (1, 1) OBP: 0.143, SLG: 0.143										1	0	0	0	0	1										
Steve Nicosia, R (5, PH)										0	0	0	0	0	0										
Tim Burke, R (8, 1)										0	0	0	0	0	0										
U L Washington, S (7, PH) OBP: 0.349, SLG: 0.349										1	0	0	0	0	0										
Ed Glynn, R (8, 1)										0	0	0	0	0	0										
Bert Roberge, R (9, 1)										0	0	0	0	0	0										
Herm Wringham, L (9, 8) OBP: 0.267, SLG: 0.321										1	0	0	0	0	1										
Inning Stats	R: 0 E: 0 K: 0 S: 3	H: 0 LOB: 2 BB: 2 P: 11	R: 0 E: 0 K: 1 S: 6	H: 1 LOB: 1 BB: 0 P: 6	R: 0 E: 0 K: 0 S: 3	H: 0 LOB: 1 BB: 1 P: 7	R: 0 E: 0 K: 0 S: 3	H: 0 LOB: 0 BB: 0 P: 3	R: 0 E: 0 K: 0 S: 3	H: 0 LOB: 2 BB: 2 P: 11	R: 0 E: 0 K: 1 S: 5	H: 0 LOB: 0 BB: 0 P: 5	R: 0 E: 0 K: 0 S: 3	H: 0 LOB: 0 BB: 0 P: 3	R: 2 E: 0 K: 0 S: 6	H: 3 LOB: 1 BB: 0 P: 6	R: 0 E: 0 K: 1 S: 5	H: 0 LOB: 0 BB: 0 P: 5	1B: 2 2B: 2 3B: 0 HR: 0	SF: 0 SAC: 0 DP: 0 HBP: 0	WP: 0 PB: 0 SB: 2 CS: 0	PA: 36			
PITCHER	IP	WLS	BF	H	R	ER	SO	BB	IBB	HBP	BLK	WP	HR	S	P	ERA	WHIP								
Dave Dravecky, L (1, 1) ERA: 3.26	7.1		30	3	2	2	2	5	0	0	0	0	0	29	49	2.46	1.091								
Rich Gossage, R (8, 1) ERA: 2.16	1.2	S	6	1	0	0	1	0	0	0	0	0	0	8	8	0.00	0.600								



Batter	1	2	3	4	5	6	7	8	9	AB	R	H	RBI	BB	SO	LOB	TOP								
Tim Flannery, L (1.4) OBP: 0.349, SLG: 0.372	G3		1B E BB	3-1	FC4		G4-6-3		1B	5	1	1	1	1	0	4									
Tony Gwynn, L (1.9) OBP: 0.388, SLG: 0.475	4-3		1B E 1B		1B	6-3		4-3	1B	6	1	3	0	0	0	0									
Steve Garvey, R (1.3) OBP: 0.322, SLG: 0.500	K		E6 1B 1-2 2-H		1B 2B 1B	5-3		F9	K	6	1	1	0	0	2	3									
Graig Nettles, L (1.5) OBP: 0.431, SLG: 0.422										4	1	4	1	1	0	0									
Kevin McReynolds, R (1.8) OBP: 0.313, SLG: 0.382										4	1	1	2	1	0	5									
Terry Kennedy, L (1.2) OBP: 0.289, SLG: 0.420										5	2	4	2	0	0	3									
Carmelo Martinez, R (1.7) OBP: 0.342, SLG: 0.490										4	1	2	1	1	0	4									
Garry Templeton, S (1.6) OBP: 0.292, SLG: 0.395										4	0	0	0	1	0	3									
Andy Hawkins, R (1.1) OBP: 0.200, SLG: 0.158										3	0	1	0	1	0	2									
Luis DeLeon, R (8.1) OBP: 0.333, SLG: 0.333										1	0	0	0	0	0	1									
Inning Stats	R: 0 E: 0 K: 1 S: 5	H: 0 LOB: 0 BB: 0 P: 5	R: 1 E: 0 K: 0 S: 5	H: 3 LOB: 2 BB: 1 P: 9	R: 1 E: 1 K: 0 S: 6	H: 2 LOB: 3 BB: 1 P: 10	R: 0 E: 0 K: 0 S: 3	H: 0 LOB: 0 BB: 0 P: 3	R: 4 E: 0 K: 0 S: 9	H: 6 LOB: 2 BB: 0 P: 9	R: 0 E: 0 K: 0 S: 4	H: 2 LOB: 3 BB: 1 P: 8	R: 0 E: 0 K: 0 S: 2	H: 0 LOB: 1 BB: 2 P: 10	R: 0 E: 0 K: 0 S: 3	H: 0 LOB: 1 BB: 1 P: 7	R: 2 E: 0 K: 1 S: 9	H: 4 LOB: 2 BB: 0 P: 9	1B: 11 2B: 5 3B: 0 HR: 1	SF: 0 SAC: 0 DP: 2 HBP: 0	WP: 0 PB: 1 SB: 0 CS: 0	PA: 48			
PITCHER	IP	WLS	BF	H	R	ER	SO	BB	IBB	HBP	BLK	WP	HR	S	P	ERA	WHIP								
Steve Rogers, R (1.1) ERA: 5.68	4.2	L	27	11	6	6	1	1	1	0	0	0	1	27	35	11.57	2.571								
Gary Lucas, L (5.1) ERA:	1.1		6	2	0	0	0	0	1	0	0	0	0	5	9	0.00	1.500								
Tim Burke, R (7.1) ERA: 2.79	3.0		15	4	2	2	1	3	0	0	0	0	0	14	26	6.00	2.333								

San Diego Padres @ Montreal Expos
Olympic Stadium, Montreal, QB
Sun May 19 1985, 3:33 AM EDT
Att: 34,209 - Unknown

AB 42
R 8
H 17
RBI 7
BB 6
SO 2
LOB 25



Batter	1	2	3	4	5	6	7	8	9	AB	R	H	RBI	BB	SO	LOB	BOTTOM								
Tim Raines, S (1.7) OBP: 0.331, SLG: 0.418	1B S 1B		4-3		HR		4-3		K	5	1	2	1	0	1	2									
U L Washington, S (1.4) OBP: 0.319, SLG: 0.348	1B S 1B		F6		6-3		K		G6-3	5	0	1	0	0	1	2									
Andre Dawson, R (1.9) OBP: 0.326, SLG: 0.492	F9		BB 1B		G3-6-1 1B		2B			4	0	3	1	0	0	2									
Dan Driessen, L (1.3) OBP: 0.359, SLG: 0.470	F3		FC6 BB		G3-6-1 1-2		F7			3	0	0	0	1	0	4									
Hubie Brooks, R (1.6) OBP: 0.284, SLG: 0.350	6-3		FC6		5-3				1B	4	0	1	0	0	0	4									
Tim Wallach, R (1.5) OBP: 0.336, SLG: 0.413	F6				K				F7	4	0	1	0	0	1	1									
Herm Winningham, L (1.8) OBP: 0.362, SLG: 0.341	K				F8		1B		F9	4	1	1	0	0	1	2									
Mike Fitzgerald, R (1.2) OBP: 0.372, SLG: 0.277	K				1-3				1-3	4	0	1	1	0	1	2									
Steve Rogers, R (1.1) OBP: 0.143, SLG: 0.214					5-3					2	1	1	0	0	0	1									
Gary Lucas, L (5.1) ERA:										0	0	0	0	0	0	0									
Terry Francona, L (6. PH) OBP: 0.389, SLG: 0.424					4-3 1B				G6-3	1	0	0	0	0	0	1									
Tim Burke, R (7.1) ERA:										0	0	0	0	0	0	0									
Miguel Dilone, S (9. PH) OBP: 0.250, SLG: 0.243					2B					1	0	1	0	0	0	0									
Inning Stats	R: 0 E: 0 K: 0 S: 5	H: 2 LOB: 2 BB: 0 P: 5	R: 0 E: 0 K: 2 S: 7	H: 0 LOB: 0 BB: 0 P: 7	R: 1 E: 0 K: 0 S: 5	H: 2 LOB: 2 BB: 1 P: 9	R: 0 E: 0 K: 0 S: 4	H: 1 LOB: 1 BB: 0 P: 4	R: 1 E: 0 K: 1 S: 7	H: 2 LOB: 1 BB: 0 P: 7	R: 0 E: 0 K: 1 S: 6	H: 1 LOB: 1 BB: 0 P: 6	R: 0 E: 0 K: 0 S: 4	H: 1 LOB: 1 BB: 0 P: 4	R: 0 E: 0 K: 1 S: 5	H: 1 LOB: 0 BB: 0 P: 5	1B: 7 2B: 3 3B: 1 HR: 1	SF: 0 SAC: 0 DP: 2 HBP: 0	WP: 0 PB: 0 SB: 2 CS: 0	PA: 38					
PITCHER	IP	WLS	BF	H	R	ER	SO	BB	IBB	HBP	BLK	WP	HR	S	P	ERA	WHIP								
Andy Hawkins, R (1.1) ERA: 2.89	7.0	W	32	11	3	3	4	1	0	0	0	0	0	39	43	3.86	1.714								
Luis DeLeon, R (8.1) ERA: 3.15	2.0	S	6	1	0	0	1	0	0	0	0	0	0	8	8	0.00	0.500								

San Diego Padres @ Montreal Expos
Olympic Stadium, Montreal, QB
Sun May 19 1985, 3:33 AM EDT
Att: 34,209 - Unknown

AB 37
R 3
H 12
RBI 3
BB 1
SO 5
LOB 21



Batter	1	2	3	4	5	6	7	8	9	AB	R	H	RBI	BB	SO	LOB	TOP			
Steve Sax, R OBP: 0.333, SLG: 0.311 (1.4)	L9		5-3			5-3		G6-4-3		4	0	0	0	0	0	2				
Bill Russell, R OBP: 0.391, SLG: 0.377 (1.7)	4-3			F7		1-3			G6-4-3 1B	4	0	1	0	0	0	0				
Candy Maldonado, R OBP: 0.232, SLG: 0.308 (1.8)	5-3			5-3		F8			G6-4-3 1-2	4	0	0	0	0	0	1				
Pedro Guerrero, R OBP: 0.370, SLG: 0.426 (1.5)		S 2B		HR			L5			4	1	3	1	0	0	0				
Mike Marshall, R OBP: 0.325, SLG: 0.447 (1.9)	5-3			6-3			K		K	4	0	0	0	0	2	2				
Greg Brock, L OBP: 0.289, SLG: 0.283 (1.3)	6-3					K				3	0	0	0	0	2	1				
Steve Yeager, R OBP: 0.256, SLG: 0.219 (1.2)	F8					5-3			1B 2B	3	0	1	0	0	0	1				
Mariano Duncan, R OBP: 0.314, SLG: 0.352 (1.6)			L9						G6-4-3 1B	3	0	2	0	0	0	0				
Bobby Castillo, R OBP: 0.400, SLG: 0.250 (1.1)										2	0	0	0	0	0	1				
Tom Brennan, R OBP: 0.125, SLG: 0.125 (5.1)			3-1			FC5-4				0	0	0	0	0	0	0				
Carlos Diaz, R OBP: 0.250, SLG: 0.338 (8, PH)								F8		0	0	0	0	0	0	0				
Steve Howe, L OBP: 0.250, SLG: 0.338 (8.1)										0	0	0	0	0	0	0				
Inning Stats	R: 0 E: 0 K: 0 S: 3	H: 0 LOB: 0 BB: 0 P: 3	R: 0 E: 0 K: 0 S: 4	H: 1 LOB: 1 BB: 0 P: 4	R: 0 E: 0 K: 0 S: 3	H: 0 LOB: 0 BB: 0 P: 3	R: 1 E: 0 K: 0 S: 4	H: 1 LOB: 0 BB: 0 P: 4	R: 0 E: 0 K: 0 S: 3	H: 0 LOB: 0 BB: 0 P: 3	R: 0 E: 0 K: 2 S: 7	H: 0 LOB: 0 BB: 0 P: 7	R: 0 E: 0 K: 0 S: 4	H: 2 LOB: 1 BB: 0 P: 4	R: 0 E: 0 K: 1 S: 6	H: 2 LOB: 1 BB: 0 P: 6	1B: 4 2B: 2 3B: 0 HR: 1	SF: 0 SAC: 0 DP: 2 HBP: 0	WP: 0 PB: 0 SB: 1 CS: 0	PA: 32
PITCHER Dan Schatzeder, L ERA: 4.85 (1.1)	IP: 9.0 WLS: W BF: 32 H: 7 R: 1 ER: 1 SO: 4 BB: 0 IBB: 0 HBP: 0 BLK: 0 WP: 0 HR: 1 S: 40 P: 40 ERA: 1.00 WHIP: 0.778											PITCHER	IP: 9.0 WLS: W BF: 32 H: 7 R: 1 ER: 1 SO: 4 BB: 0 IBB: 0 HBP: 0 BLK: 0 WP: 0 HR: 1 S: 40 P: 40 ERA: 1.00 WHIP: 0.778							

Los Angeles Dodgers @ Montreal Expos
Olympic Stadium, Montreal, QB
Mon May 20 1985, 3:33 AM EDT
Att: 14,401 - Unknown

AB 32
R 1
H 7
RBI 1
BB 0
SO 4
LOB 10



Batter	1	2	3	4	5	6	7	8	9	AB	R	H	RBI	BB	SO	LOB	BOTTOM			
Tim Raines, S OBP: 0.348, SLG: 0.424 (1.7)	BB E BB		F8			1B 2B		G5-4-3 1B		3	2	2	0	2	0	1				
Vance Law, R OBP: 0.355, SLG: 0.319 (1.4)	FC5-4 1-2 BB		FC6-4 1B		2B 1B	F8		G5-4-3 1B		3	1	2	0	2	0	1				
Andre Dawson, R OBP: 0.329, SLG: 0.496 (1.9)	FC5-4 1-2 2-H		FC6-4 1B		2B 2B	F7		G5-4-3		5	1	2	1	0	0	4				
Dan Driessen, L OBP: 0.360, SLG: 0.471 (1.3)	F2		FC6-4 1B		2B IBB			4-3		4	1	1	1	1	0	4				
Hubie Brooks, R OBP: 0.283, SLG: 0.354 (1.6)	G3		FC6-4		2B IBB	5-3				4	0	1	3	0	0	5				
Tim Lincecum, R OBP: 0.333, SLG: 0.408 (1.5)		F5		5-3		F9		G5-4-3 1B		4	0	1	0	0	0	1				
Herm Winningham, L OBP: 0.347, SLG: 0.326 (1.8)		K		K		4-3		K		4	0	0	0	0	3	2				
Mike Fitzgerald, R OBP: 0.359, SLG: 0.265 (1.2)		K		F3		E5 HR		G5-4-3		4	1	0	0	0	1	1				
Dan Schatzeder, L OBP: 0.429, SLG: 0.833 (1.1)			1B BB FC6-4 BB		L9	HR		E1 1B G5-4-3		3	3	1	2	1	0	0				
Inning Stats	R: 1 E: 1 K: 0 S: 3	H: 0 LOB: 1 BB: 2 P: 11	R: 0 E: 0 K: 2 S: 7	H: 0 LOB: 0 BB: 0 P: 7	R: 1 E: 0 K: 0 S: 4	H: 1 LOB: 2 BB: 2 P: 12	R: 0 E: 0 K: 1 S: 5	H: 0 LOB: 0 BB: 0 P: 5	R: 4 E: 0 K: 0 S: 6	H: 3 LOB: 1 BB: 2 P: 14	R: 2 E: 1 K: 0 S: 7	H: 3 LOB: 2 BB: 0 P: 7	R: 0 E: 0 K: 1 S: 5	H: 1 LOB: 0 BB: 0 P: 5	R: 1 E: 1 K: 0 S: 5	H: 2 LOB: 1 BB: 0 P: 5	1B: 6 2B: 3 3B: 0 HR: 1	SF: 0 SAC: 0 DP: 2 HBP: 0	WP: 0 PB: 0 SB: 0 CS: 0	PA: 40
PITCHER Bobby Castillo, R ERA: 5.14 (1.1)	IP: 4.1 WLS: L BF: 21 H: 3 R: 5 ER: 4 SO: 3 BB: 0 IBB: 0 HBP: 0 BLK: 0 WP: 0 HR: 0 S: 22 P: 42 ERA: 8.31 WHIP: 1.846											PITCHER	IP: 4.1 WLS: L BF: 21 H: 3 R: 5 ER: 4 SO: 3 BB: 0 IBB: 0 HBP: 0 BLK: 0 WP: 0 HR: 0 S: 22 P: 42 ERA: 8.31 WHIP: 1.846							
PITCHER Tom Brennan, R ERA: 7.5 (5.1)	0.1 BF: 3 H: 1 R: 1 ER: 1 SO: 0 BB: 0 IBB: 0 HBP: 0 BLK: 0 WP: 0 HR: 0 S: 2 P: 6 ERA: 27.00 WHIP: 3.000											PITCHER	0.1 BF: 3 H: 1 R: 1 ER: 1 SO: 0 BB: 0 IBB: 0 HBP: 0 BLK: 0 WP: 0 HR: 0 S: 2 P: 6 ERA: 27.00 WHIP: 3.000							
PITCHER Carlos Diaz, L ERA: 1.74 (5.1)	2.1 BF: 11 H: 4 R: 2 ER: 1 SO: 1 BB: 0 IBB: 0 HBP: 0 BLK: 0 WP: 0 HR: 1 S: 13 P: 13 ERA: 3.86 WHIP: 1.714											PITCHER	2.1 BF: 11 H: 4 R: 2 ER: 1 SO: 1 BB: 0 IBB: 0 HBP: 0 BLK: 0 WP: 0 HR: 1 S: 13 P: 13 ERA: 3.86 WHIP: 1.714							
PITCHER Steve Howe, L ERA: 4.66 (8.1)	1.0 BF: 5 H: 2 R: 1 ER: 0 SO: 0 BB: 0 IBB: 0 HBP: 0 BLK: 0 WP: 0 HR: 0 S: 5 P: 5 ERA: 0.00 WHIP: 2.000											PITCHER	1.0 BF: 5 H: 2 R: 1 ER: 0 SO: 0 BB: 0 IBB: 0 HBP: 0 BLK: 0 WP: 0 HR: 0 S: 5 P: 5 ERA: 0.00 WHIP: 2.000							

Los Angeles Dodgers @ Montreal Expos
Olympic Stadium, Montreal, QB
Mon May 20 1985, 3:33 AM EDT
Att: 14,401 - Unknown

AB 34
R 9
H 10
RBI 7
BB 6
SO 4
LOB 19



Batter	1	2	3	4	5	6	7	8	9	AB	R	H	RBI	BB	SO	LOB	TOP										
Steve Sax, R OBP: 0.315, SLG: 0.292 (1,4)	4-3		F9			6-3		K		4	0	0	0	0	1	1	Los Angeles Dodgers @ Montreal Expos Olympic Stadium, Montreal, QB Tue May 21 1985, 7:05 PM EDT Att: 14,289 - Unknown livebaseballscorecards.com										
Bill Russell, R OBP: 0.378, SLG: 0.363 (1,6) Sid Bream, L OBP: 0.226, SLG: 0.311 (9, PH)	F2		L7			6-3			4-3	3	0	0	0	0	1	0											
Ken Landreaux, L OBP: 0.212, SLG: 0.388 (1,8)	F9					4-3			F7	4	0	0	0	0	1	0											
Pedro Guerrero, R OBP: 0.373, SLG: 0.434 (1,5)						5-3				4	0	2	0	0	0	0											
Mike Marshall, R OBP: 0.319, SLG: 0.438 (1,9)						6-3				3	0	0	0	0	0	2											
Greg Brock, L OBP: 0.286, SLG: 0.317 (1,3)										3	1	2	0	0	0	1											
Mike Scioscia, L OBP: 0.322, SLG: 0.340 (1,2)										3	0	0	0	0	0	4											
R.J. Reynolds, S OBP: 0.253, SLG: 0.338 (1,7)										3	0	1	1	0	0	0											
Rick Honeycutt, L OBP: 0.341, SLG: 0.537 (8, PH) Carlos Diaz, R OBP: 0.311, SLG: 0.311 (8, 1)										1	0	0	0	0	0	0											
										1	0	0	0	0	1	0											
										0	0	0	0	0	0	0											
Inning Stats	R: 0 E: 0 K: 0 S: 3	H: 0 LOB: 0 BB: 0 P: 3	R: 0 E: 0 K: 0 S: 4	H: 1 LOB: 1 BB: 0 P: 4	R: 0 E: 0 K: 0 S: 4	H: 1 LOB: 1 BB: 0 P: 4	R: 0 E: 0 K: 1 S: 5	H: 0 LOB: 0 BB: 0 P: 5	R: 1 E: 0 K: 0 S: 4	H: 1 LOB: 0 BB: 0 P: 4	R: 0 E: 0 K: 0 S: 3	H: 0 LOB: 0 BB: 0 P: 3	R: 0 E: 0 K: 2 S: 4	H: 2 LOB: 1 BB: 0 P: 4	R: 0 E: 0 K: 2 S: 7	H: 0 LOB: 0 BB: 0 P: 7	R: 0 E: 0 K: 0 S: 3	H: 0 LOB: 0 BB: 0 P: 3	1B: 3 2B: 2 3B: 0 HR: 0	SF: 0 SAC: 1 DP: 1 HBP: 0	WP: 0 PB: 0 SB: 0 CS: 0	PA: 31					
PITCHER	IP	WLS	BF	H	R	ER	SO	BB	IBB	HBP	BLK	WP	HR	S	P	ERA	WHIP										
Bill Gullickson, R ERA: 3.4 (1,1)	6.1	W	24	5	1	1	1	0	0	0	0	0	0	26	26	1.42	0.789										
Jeff Reardon, R ERA: 1.37 (7,1)	2.2	S	7	0	0	0	2	0	0	0	0	0	0	11	11	0.00	0.000										

Batter	1	2	3	4	5	6	7	8	9	AB	R	H	RBI	BB	SO	LOB	BOTTOM										
Tim Raines, S OBP: 0.338, SLG: 0.411 (1,7)	6-3		FC6-4							4	0	0	0	0	1	1	Los Angeles Dodgers @ Montreal Expos Olympic Stadium, Montreal, QB Tue May 21 1985, 7:05 PM EDT Att: 14,289 - Unknown livebaseballscorecards.com										
Vance Law, R OBP: 0.354, SLG: 0.320 (1,3) Terry Francona, L OBP: 0.378, SLG: 0.412 (7,3)	6-3		F9							3	0	1	0	0	0	1											
Andre Dawson, R OBP: 0.327, SLG: 0.489 (1,8) (7,9)										4	1	1	0	0	0	1											
Hubie Brooks, R OBP: 0.296, SLG: 0.374 (1,6)	FC6-4									4	3	3	0	0	0	1											
Tim Wallach, R OBP: 0.338, SLG: 0.436 (1,5)										3	1	2	3	0	0	0											
Jim Wehford, R OBP: 0.295, SLG: 0.289 (1,9) Herm Winningham, L OBP: 0.343, SLG: 0.322 (7,8)										3	1	1	0	0	0	0											
U L Washington, S OBP: 0.315, SLG: 0.348 (1,4)										1	0	0	0	0	1	2											
Mike Fitzgerald, R OBP: 0.364, SLG: 0.267 (1,2)										3	0	1	0	1	0	1											
Bill Gullickson, R OBP: 0.211, SLG: 0.263 (1,1) Jeff Reardon, R OBP: 0.500, SLG: 0.500 (7,1)										3	0	2	2	0	0	2											
										0	0	0	0	0	0	0											
Inning Stats	R: 0 E: 0 K: 0 S: 4	H: 1 LOB: 1 BB: 0 P: 4	R: 0 E: 0 K: 0 S: 3	H: 0 LOB: 0 BB: 0 P: 3	R: 0 E: 0 K: 0 S: 4	H: 1 LOB: 1 BB: 0 P: 4	R: 3 E: 1 K: 0 S: 6	H: 3 LOB: 2 BB: 1 P: 10	R: 0 E: 0 K: 1 S: 5	H: 1 LOB: 0 BB: 0 P: 5	R: 2 E: 1 K: 0 S: 6	H: 4 LOB: 1 BB: 0 P: 6	R: 0 E: 0 K: 0 S: 3	H: 0 LOB: 0 BB: 0 P: 3	R: 1 E: 0 K: 1 S: 7	H: 2 LOB: 1 BB: 0 P: 7	R: 0 E: 0 K: 0 S: 3	H: 0 LOB: 0 BB: 0 P: 3	1B: 9 2B: 2 3B: 0 HR: 1	SF: 2 SAC: 0 DP: 1 HBP: 0	WP: 0 PB: 0 SB: 1 CS: 1	PA: 36					
PITCHER	IP	WLS	BF	H	R	ER	SO	BB	IBB	HBP	BLK	WP	HR	S	P	ERA	WHIP										
Rick Honeycutt, L ERA: 2.76 (8,1)	7.0	L	30	10	5	2	1	0	0	0	0	0	0	31	35	2.57	1.429										
Carlos Diaz, L ERA: 2.09 (8,1)	1.0		5	2	1	1	1	0	0	0	0	0	0	7	7	9.00	2.000										

Batter	1	2	3	4	5	6	7	8	9	AB	R	H	RBI	BB	SO	LOB	TOP				
Dan Gladden, R (1, 8) OBP: 0.315, SLG: 0.360	F7		FC6-4			F9			5-3	4	0	0	0	0	0	1	San Francisco Giants @ Montreal Expos Olympic Stadium, Montreal, QB Fri May 24 1985, 7:05 PM EDT Att: 17,209 - Unknown livebaseballscorecards.com				
Manny Trillo, R (1, 4) OBP: 0.299, SLG: 0.271 Scot Thompson, L (9, PH) OBP: 0.189, SLG: 0.208	6-3			5-3			G5-4-3 BB		L5	2	0	0	0	1	0	0					
Jeffrey Leonard, R (1, 7) OBP: 0.234, SLG: 0.295	F6			K			G5-4-3 1-2			3	0	0	0	0	1	1					
Joel Youngblood, R (1, 9) OBP: 0.229, SLG: 0.161		6-3		5-3			K			3	0	0	0	0	1	0					
Chris Brown, R (1, 5) OBP: 0.303, SLG: 0.336		CS BB		5-3				5-3		2	0	0	0	1	0	0					
David Green, R (1, 3) OBP: 0.247, SLG: 0.225		CS BB 1-2		F8						3	0	1	0	0	1	1					
Bob Brenly, R (1, 2) OBP: 0.274, SLG: 0.356			K		F7			F4		3	0	0	0	0	1	1					
Jose Uribe, S (1, 6) OBP: 0.259, SLG: 0.324 Chili Davis, S (8, PH) OBP: 0.361, SLG: 0.464 Brad Wellman, R (8, 6) OBP: 0.325, SLG: 0.342			K2-3			F9			K	2	0	0	0	0	1	0					
Bill Laskey, R (1, 1) OBP: 0.154, SLG: 0.083 Mark Davis, L (7, 1) Gary Rajsich, L (9, PH) OBP: 0.244, SLG: 0.200						6-3			F9	0	0	0	0	0	0	0					
Inning Stats	R: 0 E: 0 K: 0 S: 3	H: 0 LOB: 0 BB: 0 P: 3	R: 0 E: 0 K: 1 S: 4	H: 0 LOB: 1 BB: 1 P: 8	R: 0 E: 0 K: 2 S: 8	H: 1 LOB: 1 BB: 0 P: 8	R: 0 E: 0 K: 1 S: 5	H: 0 LOB: 0 BB: 0 P: 5	R: 0 E: 0 K: 0 S: 3	H: 0 LOB: 0 BB: 0 P: 3	R: 0 E: 0 K: 1 S: 4	H: 0 LOB: 0 BB: 1 P: 8	R: 0 E: 0 K: 1 S: 6	H: 1 LOB: 1 BB: 0 P: 6	R: 0 E: 0 K: 0 S: 3	H: 0 LOB: 0 BB: 0 P: 3		1B: 1 2B: 2 3B: 0 HR: 0	SF: 0 SAC: 0 DP: 2 HBP: 0	WP: 0 PB: 0 SB: 0 CS: 1	PA: 29
PITCHER	IP	WLS	BF	H	R	ER	SO	BB	IBB	HBP	BLK	WP	HR	S	P	ERA	WHIP				
Joe Hesketh, L (1, 1) ERA: 1.8	7.1	W	24	2	0	0	5	2	0	0	0	0	0	32	40	0.00	0.545				
Jeff Reardon, R (8, 1) ERA: 1.29	1.2	S	5	0	0	0	1	0	0	0	0	0	0	7	7	0.00	0.000				

Batter	1	2	3	4	5	6	7	8	9	AB	R	H	RBI	BB	SO	LOB	BOTTOM					
Tim Raines, S (1, 7) OBP: 0.333, SLG: 0.423	G3						K			4	1	1	1	0	1	1	San Francisco Giants @ Montreal Expos Olympic Stadium, Montreal, QB Fri May 24 1985, 7:05 PM EDT Att: 17,209 - Unknown livebaseballscorecards.com					
Vance Law, R (1, 4) OBP: 0.372, SLG: 0.324	1B BB			CS 1B				5-3		2	0	1	0	2	0	0						
Andre Dawson, R (1, 9) OBP: 0.310, SLG: 0.463	F9		F2		F7			K		4	0	0	0	0	1	3						
Dan Driessen, L (1, 3) OBP: 0.364, SLG: 0.472			3-1			6-3				4	0	2	0	0	0	0						
Hubie Brooks, R (1, 6) OBP: 0.293, SLG: 0.388	F8				HR	K		F9		4	1	1	1	0	1	3						
Tim Lincecum, R (1, 5) OBP: 0.325, SLG: 0.417			G1		K		F9			3	0	0	0	0	1	0						
Herm Winningham, L (1, 8) OBP: 0.343, SLG: 0.315					6-3			G3		2	0	0	0	1	0	0						
Sal Butera, R (1, 2) OBP: 0.333, SLG: 0.357			F7		F6			6-3		3	0	0	0	0	0	1						
Joe Hesketh, R (1, 1) OBP: 0.176, SLG: 0.176 Jeff Reardon, R (8, 1) OBP: 0.500, SLG: 0.500			K							3	0	1	0	0	2	1						
Inning Stats	R: 0 E: 0 K: 0 S: 4	H: 1 LOB: 2 BB: 1 P: 8	R: 0 E: 0 K: 1 S: 5	H: 0 LOB: 1 BB: 1 P: 9	R: 1 E: 0 K: 0 S: 4	H: 2 LOB: 0 BB: 0 P: 4	R: 1 E: 0 K: 1 S: 6	H: 1 LOB: 0 BB: 0 P: 6	R: 0 E: 0 K: 1 S: 5	H: 0 LOB: 0 BB: 0 P: 5	R: 0 E: 0 K: 1 S: 6	H: 1 LOB: 1 BB: 0 P: 6	R: 0 E: 0 K: 1 S: 6	H: 1 LOB: 1 BB: 0 P: 6	R: 0 E: 0 K: 0 S: 6	H: 1 LOB: 1 BB: 0 P: 6		1B: 4 2B: 0 3B: 0 HR: 2	SF: 0 SAC: 0 DP: 0 HBP: 0	WP: 0 PB: 0 SB: 1 CS: 1	PA: 32	
PITCHER	IP	WLS	BF	H	R	ER	SO	BB	IBB	HBP	BLK	WP	HR	S	P	ERA	WHIP					
Bill Laskey, R (1, 1) ERA: 4.19	6.2	L	27	5	2	2	4	3	0	0	0	0	0	2	32	44	2.70	1.200				
Mark Davis, L (7, 1) ERA: 1.93	1.1		5	1	0	0	2	0	0	0	0	0	0	9	9	0.00	0.750					

Batter	1	2	3	4	5	6	7	8	9	AB	R	H	RBI	BB	SO	LOB	TOP										
Dan Gladden, R (1, 8) OBP: 0.314, SLG: 0.353	4-0 BB G6-4-3		0-0 F8			0-3 K		0-3 K		3	0	0	0	1	2	1											
Manny Trillo, R (1, 4) OBP: 0.293, SLG: 0.265 Gary Rajsich, L (9, PH) OBP: 0.239, SLG: 0.195	0-0 G6-4-3 1-2		0-3 K			0-0 F3			0-0 F5	3	0	0	0	0	1	1											
Joel Youngblood, R (1, 9) OBP: 0.237, SLG: 0.176 Chili Davis, S (9, PH) OBP: 0.358, SLG: 0.460	0-0 1B		0-0 5-3			0-0 5-3			0-0 4-3	3	0	1	0	0	0	0											
Chris Brown, R (1, 5) OBP: 0.302, SLG: 0.333	0-0 F8			0-0 1-3			0-0 F8		0-0 1B	4	0	1	0	0	0	1											
Rob Deer, R (1, 7) OBP: 0.333, SLG: 0.526 Scot Thompson, L (9, PH) OBP: 0.185, SLG: 0.204		0-0 5-3		0-0 F7			0-0 F2		0-0 F9	3	0	0	0	0	0	1											
David Green, R (1, 3) OBP: 0.250, SLG: 0.241		0-0 1B 2B		0-0 F4			0-0 1-3			3	1	1	0	0	0	0											
Alex Trevino, R (1, 2) OBP: 0.318, SLG: 0.308		0-0 2H 1B			0-0 F9			0-0 5-3		3	0	1	1	0	0	0											
Jose Uribe, S (1, 6) OBP: 0.269, SLG: 0.333		0-0 1B		0-0 F8				0-0 1B		3	0	2	0	0	0	0											
Jim Gott, R (1, 1) OBP: 0.235, SLG: 0.588 Jeffrey Leonard, R (8, PH) OBP: 0.232, SLG: 0.293 Greg Minton, S (8, 1)		0-3 K		0-3 K				0-0 F9		2	0	0	0	0	2	1											
Inning Stats	R: 0 E: 0 K: 0 S: 3	H: 1 LOB: 1 BB: 1 P: 7	R: 1 E: 0 K: 1 S: 7	H: 3 LOB: 1 BB: 0 P: 7	R: 0 E: 0 K: 1 S: 5	H: 0 LOB: 0 BB: 0 P: 5	R: 0 E: 0 K: 0 S: 3	H: 0 LOB: 0 BB: 0 P: 3	R: 0 E: 0 K: 1 S: 5	H: 0 LOB: 0 BB: 0 P: 5	R: 0 E: 0 K: 0 S: 3	H: 0 LOB: 0 BB: 0 P: 3	R: 0 E: 0 K: 1 S: 6	H: 1 LOB: 1 BB: 0 P: 6	R: 0 E: 0 K: 0 S: 4	H: 1 LOB: 1 BB: 0 P: 4	1B: 5 2B: 1 3B: 0 HR: 0	SF: 0 SAC: 0 DP: 1 HBP: 0	WP: 0 PB: 0 SB: 0 CS: 0	PA: 32							
PITCHER	IP	WLS	BF	H	R	ER	SO	BB	IBB	HBP	BLK	WP	HR	S	P	ERA	WHIP										
Dan Schatzeder, L (1, 1) ERA: 4.05	7.1	W	26	5	1	1	4	1	0	0	0	0	0	33	37	1.23	0.818										
Jeff Reardon, R (8, 1) ERA: 1.21	1.2	S	6	1	0	0	1	0	0	0	0	0	0	8	8	0.00	0.600										

San Francisco Giants @ Montreal Expos
Olympic Stadium, Montreal, QB
Sat May 25 1985, 3:33 AM EDT
Att. 17,152 - Overcast

livebaseballscores.com

AB 31
R 1
H 6
RBI 1
BB 1
SO 5
LOB 6



Batter	1	2	3	4	5	6	7	8	9	AB	R	H	RBI	BB	SO	LOB	BOTTOM										
Tim Raines, S (1, 7) OBP: 0.338, SLG: 0.426	0-0 6-3	0-0 4-3			0-0 1B		0-0 5-3 1B			4	0	2	0	0	0	1											
Vance Law, R (1, 4) OBP: 0.368, SLG: 0.330	0-0 1-3 2B		0-3 K		0-3 K		0-0 5-3 1-2			4	0	1	0	0	2	2											
Andre Dawson, R (1, 9) OBP: 0.308, SLG: 0.453	0-0 1-3 2-3		0-0 5-3		0-0 F8		4-0 BB			3	0	0	0	1	0	2											
Dan Driessen, L (1, 3) OBP: 0.361, SLG: 0.461	0-0 6-3		4-0 BB		0-0 F7		0-0 4-3			3	0	0	0	1	0	4											
Hubie Brooks, R (1, 6) OBP: 0.299, SLG: 0.392		0-0 1B 1B 1B	0-0 F9			0-0 F9		0-0 G4-6-3 1B		4	1	2	0	0	0	1											
Tim Lincecum, R (1, 5) OBP: 0.329, SLG: 0.441		0-0 L6		0-0 HR		0-0 F8		0-0 G4-6-3 1B		4	1	2	1	0	0	1											
Herm Winningham, L (1, 8) OBP: 0.349, SLG: 0.315		0-0 1B FC4-6 1B		0-3 K		4-0 BB		0-0 G4-6-3 1-2 2-3		3	1	1	0	1	1	2											
Sal Butera, R (1, 2) OBP: 0.368, SLG: 0.353		0-0 FC4-6 1B		0-0 5-3		0-0 F7		4-0 IBB		3	0	1	1	1	0	1											
Dan Schatzeder, L (1, 1) OBP: 0.300, SLG: 0.556 Jeff Reardon, R (8, 1) OBP: 0.333, SLG: 0.333		0-0 3H FC4-6		0-0 6-3			0-0 F7		0-0 1-3	3	0	0	1	0	0	1											
Inning Stats	R: 0 E: 0 K: 0 S: 4	H: 1 LOB: 1 BB: 0 P: 4	R: 2 E: 0 K: 0 S: 6	H: 3 LOB: 1 BB: 0 P: 6	R: 0 E: 0 K: 1 S: 5	H: 0 LOB: 1 BB: 1 P: 9	R: 1 E: 0 K: 1 S: 6	H: 1 LOB: 0 BB: 0 P: 6	R: 0 E: 0 K: 0 S: 3	H: 0 LOB: 1 BB: 1 P: 7	R: 0 E: 0 K: 0 S: 4	H: 1 LOB: 2 BB: 1 P: 8	R: 0 E: 0 K: 0 S: 4	H: 2 LOB: 2 BB: 1 P: 8	1B: 7 2B: 1 3B: 0 HR: 1	SF: 0 SAC: 0 DP: 1 HBP: 0	WP: 0 PB: 0 SB: 0 CS: 0	PA: 36									
PITCHER	IP	WLS	BF	H	R	ER	SO	BB	IBB	HBP	BLK	WP	HR	S	P	ERA	WHIP										
Jim Gott, R (1, 1) ERA: 2.81	7.0	L	31	7	3	3	3	3	0	0	0	0	0	34	46	3.86	1.429										
Greg Minton, R (8, 1) ERA: 2.7	1.0		5	2	0	0	0	0	1	0	0	0	0	4	8	0.00	2.000										

San Francisco Giants @ Montreal Expos
Olympic Stadium, Montreal, QB
Sat May 25 1985, 3:33 AM EDT
Att. 17,152 - Overcast

livebaseballscores.com

AB 32
R 3
H 9
RBI 3
BB 4
SO 3
LOB 17



Batter	1	2	3	4	5	6	7	8	9	AB	R	H	RBI	BB	SO	LOB	TOP										
Dan Gladden, R (1, 8) OBP: 0.306, SLG: 0.344										4	0	0	0	0	1	1											
Manny Trillo, R (1, 4) OBP: 0.299, SLG: 0.286										4	1	2	0	0	0	0											
Chili Davis, S (1, 9) OBP: 0.355, SLG: 0.454										4	0	1	0	0	0	1											
Gary Rajsich, L (1, 3) OBP: 0.240, SLG: 0.222										4	0	1	1	0	1	2											
Jeffrey Leonard, R (1, 7) OBP: 0.234, SLG: 0.293										3	0	1	0	0	1	1											
Chris Brown, R (1, 5) OBP: 0.295, SLG: 0.325										3	0	0	0	0	0	1											
Alex Trevino, R (1, 2) OBP: 0.298, SLG: 0.286										3	0	0	0	0	1	0											
Jose Uribe, S (1, 6) OBP: 0.262, SLG: 0.325										3	0	0	0	0	1	0											
Mike Krukow, R (1, 1) OBP: 0.222, SLG: 0.353										2	0	0	0	0	1	0											
Scot Thompson, L (8, PH) OBP: 0.200, SLG: 0.218										1	0	1	0	0	0	0											
David Green, R (8, PR) OBP: 0.250, SLG: 0.241										0	0	0	0	0	0	0											
Frank Williams, R (8, 1)										0	0	0	0	0	0	0											
Inning Stats	R: 1 E: 0 K: 2 S: 9	H: 2 LOB: 1 BB: 0 P: 9	R: 0 E: 0 K: 0 S: 3	H: 0 LOB: 0 BB: 0 P: 3	R: 0 E: 0 K: 2 S: 9	H: 2 LOB: 2 BB: 0 P: 9	R: 0 E: 0 K: 1 S: 5	H: 0 LOB: 0 BB: 0 P: 5	R: 0 E: 0 K: 1 S: 5	H: 0 LOB: 0 BB: 0 P: 5	R: 0 E: 0 K: 0 S: 3	H: 1 LOB: 0 BB: 0 P: 3	R: 0 E: 0 K: 0 S: 3	H: 1 LOB: 1 BB: 0 P: 3	R: 0 E: 0 K: 0 S: 3	H: 0 LOB: 0 BB: 0 P: 3	1B: 4 2B: 2 3B: 1 HR: 0	SF: 0 SAC: 0 DP: 2 HBP: 0	WP: 0 PB: 0 SB: 0 CS: 0	PA: 31							
PITCHER	IP	WLS	BF	H	R	ER	SO	BB	IBB	HBP	BLK	WP	HR	S	P	ERA	WHIP										
Bill Gullickson, R (1, 1) ERA: 3.11	8.0	W	28	6	1	1	6	0	0	0	0	0	0	40	40	1.12	0.750										
Jeff Reardon, R (9, 1) ERA: 1.17	1.0	S	3	0	0	0	0	0	0	0	0	0	0	3	3	0.00	0.000										

San Francisco Giants @ Montreal Expos
Olympic Stadium, Montreal, QB
Sun May 26 1985, 3:33 AM EDT
Att: 20,193 - Sunny - 65 F

AB 31
R 1
H 6
RBI 1
BB 0
SO 6
LOB 6



Batter	1	2	3	4	5	6	7	8	9	AB	R	H	RBI	BB	SO	LOB	BOTTOM										
Herm Winingham, L (1, 8) OBP: 0.345, SLG: 0.323										4	0	1	0	0	1	0											
Vance Law, R (1, 4) OBP: 0.357, SLG: 0.318										4	0	0	0	0	1	1											
Andre Dawson, R (1, 9) OBP: 0.307, SLG: 0.444										3	1	0	0	1	1	0											
Dan Driessen, L (1, 3) OBP: 0.361, SLG: 0.458										3	1	1	0	0	0	1											
Hubie Brooks, R (1, 6) OBP: 0.293, SLG: 0.384										3	0	0	0	0	0	2											
Tim Lincecum, R (1, 5) OBP: 0.335, SLG: 0.452										3	1	2	2	0	1	0											
Terry Francona, L (1, 7) OBP: 0.375, SLG: 0.432										3	0	1	1	0	0	1											
Miguel Dilone, S (7, PR) OBP: 0.244, SLG: 0.237										0	0	0	0	0	0	0											
Mike Fitzgerald, R (1, 2) OBP: 0.354, SLG: 0.255										2	0	0	0	1	0	1											
Bill Gullickson, R (1, 1) OBP: 0.182, SLG: 0.227										3	0	0	0	0	1	2											
Jeff Reardon, R (9, 1) OBP: 0.333, SLG: 0.333										0	0	0	0	0	0	0											
Inning Stats	R: 0 E: 0 K: 1 S: 5	H: 0 LOB: 0 BB: 0 P: 5	R: 1 E: 0 K: 0 S: 5	H: 2 LOB: 1 BB: 0 P: 5	R: 0 E: 0 K: 0 S: 3	H: 0 LOB: 0 BB: 0 P: 3	R: 0 E: 0 K: 0 S: 3	H: 0 LOB: 0 BB: 0 P: 3	R: 0 E: 1 K: 1 S: 5	H: 1 LOB: 0 BB: 0 P: 5	R: 2 E: 0 K: 0 S: 5	H: 2 LOB: 2 BB: 2 P: 13	R: 0 E: 0 K: 2 S: 7	H: 0 LOB: 0 BB: 0 P: 7	R: 0 E: 0 K: 0 S: 3	H: 0 LOB: 0 BB: 0 P: 3	1B: 2 2B: 3 3B: 0 HR: 0	SF: 0 SAC: 0 DP: 0 HBP: 0	WP: 0 PB: 1 SB: 0 CS: 1	PA: 30							
PITCHER	IP	WLS	BF	H	R	ER	SO	BB	IBB	HBP	BLK	WP	HR	S	P	ERA	WHIP										
Mike Krukow, R (1, 1) ERA: 1.72	7.0	L	27	5	3	3	3	1	1	0	0	0	0	31	39	3.86	0.857										
Frank Williams, R (8, 1) ERA: 6.17	1.0		3	0	0	0	2	0	0	0	0	0	0	7	7	0.00	0.000										

San Francisco Giants @ Montreal Expos
Olympic Stadium, Montreal, QB
Sun May 26 1985, 3:33 AM EDT
Att: 20,193 - Sunny - 65 F

AB 28
R 3
H 5
RBI 3
BB 2
SO 5
LOB 8



Batter	1	2	3	4	5	6	7	8	9	AB	R	H	RBI	BB	SO	LOB	TOP								
Tim Raines, S (1, 7) OBP: 0.333, SLG: 0.412	F9		K			F8		F8		4	0	0	0	0	1	1	Montreal Expos @ San Diego Padres Jack Murphy Stadium, San Diego, CA Wed May 29 1985, 10:05 PM EDT Att: 20,187 - Unknown								
Vance Law, R (1, 4) OBP: 0.345, SLG: 0.303 Tim Burke, R (8, 1) Jeff Reardon, R (9, 1) OBP: 0.333, SLG: 0.333	F3			F7		F9		5-3		4	0	0	0	0	0	0									
Andre Dawson, R (1, 8) OBP: 0.318, SLG: 0.469	K			F3		1B G6-4-3		HR		4	2	2	1	0	1	0									
Hubie Brooks, R (1, 6) OBP: 0.300, SLG: 0.389		6-3		5-3		1B G6-4-3		F8		4	0	1	0	0	0	0									
Tim Wallach, R (1, 5) OBP: 0.327, SLG: 0.440		F9			F9	G6-4-3		F9		4	0	0	0	0	0	1									
Dan Driessen, L (1, 3) OBP: 0.350, SLG: 0.444		F8			G3	2B		F8		4	0	1	0	0	0	0									
Jim Wohlford, R (1, 9) OBP: 0.309, SLG: 0.292 Herm Winningham, L (9, 8) OBP: 0.348, SLG: 0.340			K			1B FC5-4		IBB FC6-4		2	0	1	0	1	1	0									
Mike Fitzgerald, R (1, 2) OBP: 0.341, SLG: 0.250		6-3				1B FC5-4		FC6-4		3	0	0	0	0	0	3									
Joe Hesketh, R (1, 1) OBP: 0.211, SLG: 0.167 U L Washington, S (8, PH) OBP: 0.309, SLG: 0.338								F8		1	0	0	0	1	1	0									
										1	0	0	0	0	0	0									
Inning Stats	R: 0 E: 0 K: 1 S: 5	H: 0 LOB: 0 BB: 0 P: 5	R: 0 E: 0 K: 0 S: 3	H: 0 LOB: 0 BB: 0 P: 3	R: 0 E: 0 K: 2 S: 7	H: 0 LOB: 1 BB: 1 P: 11	R: 0 E: 0 K: 0 S: 3	H: 0 LOB: 0 BB: 0 P: 3	R: 0 E: 0 K: 0 S: 4	H: 1 LOB: 1 BB: 0 P: 4	R: 0 E: 0 K: 1 S: 5	H: 0 LOB: 0 BB: 0 P: 5	R: 1 E: 0 K: 0 S: 5	H: 3 LOB: 2 BB: 1 P: 9	R: 0 E: 0 K: 0 S: 3	H: 0 LOB: 0 BB: 0 P: 3	R: 1 E: 0 K: 0 S: 4	H: 1 LOB: 0 BB: 0 P: 4	1B: 3 2B: 1 3B: 0 HR: 1	SF: 0 SAC: 0 DP: 1 HBP: 0	WP: 0 PB: 0 SB: 0 CS: 0	PA: 33			
PITCHER	IP	WLS	BF	H	R	ER	SO	BB	IBB	HBP	BLK	WP	HR	S	P	ERA	WHIP								
Dave Dravecky, L (1, 1) ERA: 2.55	7.0		26	4	1	1	4	1	1	0	0	0	0	32	40	1.29	0.714								
Craig Lefferts, L (8, 1) ERA: 4.74	2.0	L	7	1	1	1	0	0	0	0	0	0	1	7	7	4.50	0.500								

AB	31
R	2
H	5
RBI	1
BB	2
SO	4
LOB	5



Batter	1	2	3	4	5	6	7	8	9	AB	R	H	RBI	BB	SO	LOB	BOTTOM								
Jerry Royster, R (1, 4) OBP: 0.273, SLG: 0.349	F9		CS BB			F9	F8			3	0	0	0	1	0	2	Montreal Expos @ San Diego Padres Jack Murphy Stadium, San Diego, CA Wed May 29 1985, 10:05 PM EDT Att: 20,187 - Unknown								
Tony Gwynn, L (1, 9) OBP: 0.381, SLG: 0.446	1B		K			G3		6-3		4	0	1	0	0	1	1									
Steve Garvey, R (1, 3) OBP: 0.321, SLG: 0.503	1B		F8			2B	1B	6-3		4	1	2	0	0	0	0									
Kevin McReynolds, R (1, 8) OBP: 0.315, SLG: 0.429	K				F8	1B		K		4	0	1	1	0	2	2									
Graig Nettles, L (1, 5) OBP: 0.410, SLG: 0.385	K				G3	F7		F5		4	0	0	0	0	1	3									
Carmelo Martinez, R (1, 7) OBP: 0.338, SLG: 0.459 Bobby Brown, S (7, PR) OBP: 0.190, SLG: 0.250		L6			F7	SH5-4 BB		1B		2	0	0	0	1	0	0									
Bruce Bochy, R (1, 2) OBP: 0.206, SLG: 0.333 Terry Kennedy, L (9, PH) OBP: 0.310, SLG: 0.445		K				F8	SH5-4	F6		2	0	0	0	0	1	0									
Garry Templeton, S (1, 6) OBP: 0.290, SLG: 0.384					6-3	K		K		4	0	1	0	0	2	3									
Dave Dravecky, R (1, 1) OBP: 0.167, SLG: 0.176 Kurt Bevacqua, R (7, PH) OBP: 0.500, SLG: 0.385 Craig Lefferts, L (8, 1) OBP: 0.500, SLG: 0.500					1-3					2	0	0	0	0	1	1									
										0	0	0	0	1	0	0									
										0	0	0	0	0	0	0									
Inning Stats	R: 0 E: 0 K: 2 S: 9	H: 2 LOB: 2 BB: 0 P: 9	R: 0 E: 0 K: 1 S: 6	H: 1 LOB: 1 BB: 0 P: 6	R: 0 E: 0 K: 1 S: 4	H: 0 LOB: 0 BB: 1 P: 8	R: 0 E: 0 K: 0 S: 3	H: 0 LOB: 0 BB: 0 P: 3	R: 0 E: 0 K: 1 S: 5	H: 0 LOB: 0 BB: 0 P: 5	R: 1 E: 0 K: 0 S: 5	H: 2 LOB: 1 BB: 0 P: 5	R: 0 E: 0 K: 1 S: 5	H: 0 LOB: 2 BB: 2 P: 13	R: 0 E: 0 K: 1 S: 5	H: 0 LOB: 0 BB: 0 P: 5	R: 0 E: 0 K: 1 S: 6	H: 1 LOB: 1 BB: 0 P: 6	1B: 5 2B: 1 3B: 0 HR: 0	SF: 0 SAC: 1 DP: 0 HBP: 0	WP: 0 PB: 0 SB: 0 CS: 1	PA: 35			
PITCHER	IP	WLS	BF	H	R	ER	SO	BB	IBB	HBP	BLK	WP	HR	S	P	ERA	WHIP								
Joe Hesketh, L (1, 1) ERA: 1.74	7.0		28	5	1	1	6	2	1	0	0	0	0	37	49	1.29	1.000								
Tim Burke, R (8, 1) ERA: 3.0	1.0	W	3	0	0	0	1	0	0	0	0	0	0	5	5	0.00	0.000								
Jeff Reardon, R (9, 1) ERA: 1.07	1.0	S	4	1	0	0	1	0	0	0	0	0	0	6	6	0.00	1.000								

AB	31
R	1
H	6
RBI	1
BB	3
SO	8
LOB	13




Batter	1	2	3	4	5	6	7	8	9	AB	R	H	RBI	BB	SO	LOB	TOP																		
Tim Raines, S OBP: 0.348, SLG: 0.409 (1, 7)										5	3	3	0	0	2	0	Montreal Expos @ Los Angeles Dodgers Dodger Stadium, Los Angeles, CA Sun Jun 02 1985, 3:33 AM PDT Att: 37,660 - Unknown																		
Vance Law, R OBP: 0.344, SLG: 0.318 (1, 4)										3	2	1	1	2	2	1																			
Andre Dawson, R OBP: 0.310, SLG: 0.451 U L Washington, S OBP: 0.357, SLG: 0.447 (1, 9)										0	0	0	0	0	0	0																			
Hubie Brooks, R OBP: 0.303, SLG: 0.397 (1, 6)										4	1	1	2	1	1	5																			
Terry Francona, L OBP: 0.314, SLG: 0.375 (1, 9)										5	0	1	1	0	0	4																			
Doug Flynn, R OBP: 0.200, SLG: 0.200 (9, PR)										0	0	0	0	0	0	0																			
Tim Lincecum, R OBP: 0.317, SLG: 0.420 (1, 5)										5	0	0	0	0	1	2																			
Herm Winningham, L OBP: 0.357, SLG: 0.378 (1, 8)										4	0	2	0	0	2	0																			
Sal Butera, R OBP: 0.308, SLG: 0.292 (1, 2)										4	0	0	0	0	1	2																			
Bryn Smith, R OBP: 0.250, SLG: 0.283 Gary Lucas, L OBP: 0.343, SLG: 0.319 Randy St. Claire, R OBP: 0.324, SLG: 0.319 Steve Nicosia, R OBP: 0.320, SLG: 0.440 Mickey Mahler, S OBP: 0.295, SLG: 0.281 (1, 1)										2	0	0	0	0	0	1																			
Inning Stats	R: 0 E: 0 K: 1 S: 5	H: 0 LOB: 2 BB: 1 P: 10	R: 0 E: 0 K: 0 S: 4	H: 1 LOB: 1 BB: 0 P: 4	R: 0 E: 0 K: 2 S: 7	H: 0 LOB: 0 BB: 0 P: 7	R: 1 E: 0 K: 1 S: 6	H: 1 LOB: 0 BB: 0 P: 6	R: 2 E: 0 K: 0 S: 5	H: 2 LOB: 2 BB: 2 P: 13	R: 0 E: 0 K: 0 S: 4	H: 1 LOB: 1 BB: 0 P: 4	R: 1 E: 0 K: 1 S: 6	H: 2 LOB: 0 BB: 0 P: 6	R: 0 E: 0 K: 2 S: 7	H: 0 LOB: 0 BB: 0 P: 7	R: 3 E: 0 K: 2 S: 12	H: 5 LOB: 2 BB: 0 P: 12	1B: 9 2B: 1 3B: 1 HR: 1	SF: 0 SAC: 0 DP: 0 HBP: 1	WP: 0 PB: 0 SB: 0 CS: 1	PA: 43													
PITCHER	IP WLS BF H R ER SO BB IBB HBP BLK WP HR S P ERA WHIP																																		
Bobby Castillo, R ERA: 5.33 Steve Howe, L ERA: 3.69 Tom Niedenfuer, R ERA: 3.38	(1, 1) (6, 1) (8, 1)	5.0 2.0 2.0	W 8 11	L 3 5	BF 23 8 11	H 4 3 5	R 3 1 3	ER 3 1 3	SO 4 1 4	BB 2 0 0	IBB 1 0 0	HBP 1 0 0	BLK 0 0 0	WP 0 0 0	HR 1 0 0	S 27 10 19	P 40 10 19	ERA 5.40 4.50 13.50	WHIP 1.200 1.500 2.500																

Batter	1	2	3	4	5	6	7	8	9	AB	R	H	RBI	BB	SO	LOB	BOTTOM															
Steve Sax, R OBP: 0.349, SLG: 0.287 (1, 4)										3	1	1	2	2	1	3	Montreal Expos @ Los Angeles Dodgers Dodger Stadium, Los Angeles, CA Sun Jun 02 1985, 3:33 AM PDT Att: 37,660 - Unknown															
Mariano Duncan, R OBP: 0.308, SLG: 0.341 (1, 6)										5	1	2	0	0	0	2																
R.J. Reynolds, S OBP: 0.303, SLG: 0.366 (1, 7)										5	1	1	1	0	0	2																
Pedro Guerrero, R OBP: 0.365, SLG: 0.407 (1, 8)										5	1	1	1	0	2	0																
Greg Brock, L OBP: 0.304, SLG: 0.431 (1, 3)										4	2	3	1	1	0	0																
Ken Landreaux, L OBP: 0.237, SLG: 0.364 Candy Maldonado, R OBP: 0.222, SLG: 0.270 (1, 9)										1	0	1	0	1	0	0																
Bob Bailor, R OBP: 0.250, SLG: 0.237 (1, 5)										1	1	0	0	2	1	1																
Steve Yeager, R OBP: 0.187, SLG: 0.175 (1, 2)										4	0	0	1	0	2	8																
Bobby Castillo, R ERA: 3.08 Sid Bissett, L ERA: 3.24 Bill Russell, L ERA: 1.93 Mike Marshall, R ERA: 1.93 Tom Niedenfuer, R ERA: 3.33 (1, 1)										1	0	0	0	0	0	0																
Inning Stats	R: 0 E: 0 K: 0 S: 3	H: 0 LOB: 0 BB: 0 P: 3	R: 0 E: 0 K: 0 S: 4	H: 1 LOB: 2 BB: 1 P: 8	R: 0 E: 0 K: 0 S: 3	H: 0 LOB: 1 BB: 1 P: 7	R: 0 E: 0 K: 2 S: 8	H: 1 LOB: 2 BB: 1 P: 12	R: 5 E: 1 K: 1 S: 11	H: 4 LOB: 3 BB: 2 P: 19	R: 0 E: 0 K: 1 S: 5	H: 1 LOB: 0 BB: 0 P: 5	R: 3 E: 1 K: 2 S: 10	H: 2 LOB: 1 BB: 1 P: 14	R: 0 E: 0 K: 1 S: 6	H: 1 LOB: 1 BB: 0 P: 6		1B: 10 2B: 1 3B: 0 HR: 0	SF: 0 SAC: 2 DP: 1 HBP: 0	WP: 0 PB: 0 SB: 1 CS: 0	PA: 42											
PITCHER	IP WLS BF H R ER SO BB IBB HBP BLK WP HR S P ERA WHIP																															
Bryn Smith, R ERA: 3.08 Gary Lucas, L ERA: 3.24 Randy St. Claire, R ERA: 1.93 Mickey Mahler, L ERA: 1.667	(1, 1) (5, 1) (5, 1) (6, 1)	4.1 0.0 0.2 3.0	L 3 2 14	R 5 0 4	ER 5 0 0	SO 2 1 4	BB 4 0 1	IBB 0 0 0	HBP 0 0 0	BLK 0 0 0	WP 0 0 0	HR 0 0 0	S 23 6 4 21	P 39 6 4 25	ERA 10.38 " 0.00 0.00	WHIP 2.308 " 0.000 1.667																

Batter	1	2	3	4	5	6	7	8	9	10	11	12	13	14	15	AB	R	H	RBI	BB	SO	LOB	TOP																					
Tim Raines, S OBP: 0.346, SLG: 0.404 (1, 7)	F7		1B		K		5-3			S		F8			4-3	7	0	2	0	0	1	2																						
U.L. Washington, S OBP: 0.362, SLG: 0.424 (1, 4)	K		F8		S		F9			5-3		1-3			E	5	1	0	0	2	1	4																						
Vance Law, R OBP: 0.335, SLG: 0.309 (1, 3)	K		F9		K					4-3				K	F1	7	0	1	0	0	3	3																						
Hubie Brooks, R OBP: 0.308, SLG: 0.400 (1, 6)		1B					5-3		F9					K	F9	6	1	2	0	1	1	2																						
Tim Wallach, R OBP: 0.311, SLG: 0.410 (1, 5)		FC6-4					5-3		K					F5	F3	7	0	1	0	0	1	6																						
Jim Wofford, R OBP: 0.273, SLG: 0.271 (1, 9)	FC6-4								F8					G3	F7	6	1	1	1	0	0	2																						
Miguel Dilone, S OBP: 0.269, SLG: 0.285 Sal Butera, R OBP: 0.276, SLG: 0.259 (1, 8) (7, 2)	S				K		F5		F8					L5	F2	3	0	1	1	0	1	1																						
Mike Fitzgerald, R OBP: 0.327, SLG: 0.240 Herm Winningham, L OBP: 0.349, SLG: 0.368 (7, 8) (7, 8)	K								K					K	F7	3	0	1	0	0	1	1																						
Joe Hesketh, R OBP: 0.197, SLG: 0.190 Doug Mientkiewicz, R OBP: 0.197, SLG: 0.190 Tim Burke, R OBP: 0.197, SLG: 0.190 (7, 11) (7, 11) (7, 11)	K				K											2	0	0	0	0	2	1																						
Joe Hesketh, R OBP: 0.197, SLG: 0.190 Doug Mientkiewicz, R OBP: 0.197, SLG: 0.190 Tim Burke, R OBP: 0.197, SLG: 0.190 (7, 11) (7, 11) (7, 11)	K				K										E	1	0	0	0	0	0	0																						
Joe Hesketh, R OBP: 0.197, SLG: 0.190 Doug Mientkiewicz, R OBP: 0.197, SLG: 0.190 Tim Burke, R OBP: 0.197, SLG: 0.190 (7, 11) (7, 11) (7, 11)	K				K										4-3	1	0	0	0	0	0	0																						
Joe Hesketh, R OBP: 0.197, SLG: 0.190 Doug Mientkiewicz, R OBP: 0.197, SLG: 0.190 Tim Burke, R OBP: 0.197, SLG: 0.190 (7, 11) (7, 11) (7, 11)	K				K										1B	1	1	1	0	0	0	0																						
Inning Stats	R: 0 E: 0 K: 2 S: 7	H: 0 LOB: 0 BB: 0 P: 7	R: 2 E: 1 K: 2 S: 10	H: 3 LOB: 1 BB: 0 P: 10	R: 0 E: 0 K: 1 S: 5	H: 2 LOB: 2 BB: 1 P: 5	R: 0 E: 0 K: 1 S: 5	H: 0 LOB: 0 BB: 0 P: 5	R: 0 E: 0 K: 3 S: 9	H: 1 LOB: 1 BB: 1 P: 13	R: 0 E: 0 K: 0 S: 4	H: 1 LOB: 2 BB: 0 P: 4	R: 0 E: 0 K: 0 S: 6	H: 1 LOB: 1 BB: 0 P: 6	R: 0 E: 0 K: 1 S: 5	H: 0 LOB: 0 BB: 0 P: 5	R: 0 E: 0 K: 1 S: 4	H: 1 LOB: 2 BB: 1 P: 8	R: 0 E: 0 K: 1 S: 5	H: 0 LOB: 0 BB: 0 P: 5	R: 0 E: 0 K: 0 S: 3	H: 0 LOB: 0 BB: 0 P: 3	R: 0 E: 0 K: 2 S: 7	H: 0 LOB: 0 BB: 0 P: 7	R: 0 E: 0 K: 0 S: 3	H: 0 LOB: 0 BB: 0 P: 3	R: 2 E: 2 K: 0 S: 5	H: 1 LOB: 1 BB: 1 P: 9	1B: 8 2B: 2 3B: 0 HR: 0	SF: 0 SAC: 0 DP: 0 HBP: 0	WP: 1 PB: 0 CS: 0	PA: 59												
Dave LaPoint, L ERA: 1.88 Scott Garrelts, R ERA: 1.62 Greg Minton, R ERA: 2.25 Frank Williams, R ERA: 4.0 (1, 1) (8, 1) (10, 1) (13, 1)	IP	WLS	BF	H	R	ER	SO	BB	IBB	HBP	BLK	WP	HR	S	P	ERA	WHIP	PITCHER										IP	WLS	BF	H	R	ER	SO	BB	IBB	HBP	BLK	WP	HR	S	P	ERA	WHIP
Dave LaPoint, L ERA: 1.88 Scott Garrelts, R ERA: 1.62 Greg Minton, R ERA: 2.25 Frank Williams, R ERA: 4.0 (1, 1) (8, 1) (10, 1) (13, 1)	7.2		32	8	2	1	9	0	0	0	0	0	0	6	6	1.17	1.174	PITCHER										7.2		32	8	2	1	9	0	0	0	0	0	6	6	1.17	1.174	

Montreal Expos @ San Francisco Giants
Candlestick Park, San Francisco, CA
Mon Jun 03 1985, 6:33 AM EDT
Att: 3,288 - Unknown

AB	56
R	4
H	10
RBI	2
BB	3
SO	13
LOB	23



Batter	1	2	3	4	5	6	7	8	9	10	11	12	13	14	15	AB	R	H	RBI	BB	SO	LOB	BOTTOM																					
Dan Gladden, R OBP: 0.307, SLG: 0.332 (1, 8)	WP		FC1-6		F8					4-3						7	2	3	0	0	0	5																						
Manny Trillo, R OBP: 0.291, SLG: 0.271 Joel Youngblood, R OBP: 0.271, SLG: 0.209 (1, 4) (15, 11)	6-3						L3			F4						6	0	1	1	0	1	3																						
Chili Davis, S OBP: 0.362, SLG: 0.480 (1, 9)	SF9		G5-4-3							K						1	0	0	0	0	1	1																						
Jeffrey Leonard, R OBP: 0.232, SLG: 0.301 (1, 7)	L5						F9									5	0	0	0	0	0	0																						
Chris Brown, R OBP: 0.291, SLG: 0.331 (1, 5)		1-3					F8			6-3						6	0	1	0	0	0	0																						
David Green, R OBP: 0.228 Scott Garrelts, R ERA: 1.62 Greg Minton, R ERA: 2.25 Rob Deer, R OBP: 0.274 Frank Williams, R ERA: 4.0 (1, 1) (8, 1) (10, 1) (13, 1)		K								F8						3	0	0	0	0	1	0																						
Bob Brenly, R OBP: 0.285, SLG: 0.331 (1, 2)							F4			G4-6-3						4	0	1	0	1	0	3																						
Jose Uribe, S OBP: 0.257, SLG: 0.300 (1, 6)																5	0	1	0	1	0	2																						
Dave LaPoint, L OBP: 0.333, SLG: 0.350 Scott Thompson, R OBP: 0.183, SLG: 0.200 (1, 1) (8, 3)																0	0	0	0	1	0	0																						
Dave LaPoint, L OBP: 0.333, SLG: 0.350 Scott Thompson, R OBP: 0.183, SLG: 0.200 (1, 1) (8, 3)																3	0	0	0	0	0	2																						
Inning Stats	R: 1 E: 0 K: 0 S: 4	H: 1 LOB: 1 BB: 0 P: 4	R: 0 E: 0 K: 1 S: 6	H: 1 LOB: 1 BB: 0 P: 6	R: 1 E: 0 K: 0 S: 3	H: 1 LOB: 0 BB: 1 P: 7	R: 0 E: 0 K: 1 S: 3	H: 0 LOB: 0 BB: 0 P: 3	R: 0 E: 0 K: 0 S: 2	H: 0 LOB: 0 BB: 1 P: 6	R: 0 E: 0 K: 0 S: 3	H: 0 LOB: 0 BB: 0 P: 7	R: 0 E: 0 K: 0 S: 3	H: 1 LOB: 2 BB: 0 P: 5	R: 0 E: 0 K: 0 S: 3	H: 0 LOB: 0 BB: 0 P: 3	R: 0 E: 0 K: 0 S: 3	H: 0 LOB: 0 BB: 0 P: 3	R: 0 E: 0 K: 1 S: 6	H: 1 LOB: 1 BB: 0 P: 6	R: 0 E: 0 K: 0 S: 5	H: 1 LOB: 1 BB: 0 P: 6	R: 0 E: 0 K: 0 S: 3	H: 0 LOB: 0 BB: 0 P: 3	R: 0 E: 0 K: 1 S: 6	H: 1 LOB: 1 BB: 0 P: 9	1B: 8 2B: 2 3B: 0 HR: 0	SF: 1 SAC: 4 DP: 0 HBP: 0	WP: 1 PB: 0 CS: 1	PA: 57														
Joe Hesketh, L ERA: 1.85 Tim Burke, R ERA: 2.2 Jeff Reardon, R ERA: 1.9 Randy St. Claire, R ERA: 1.04 (1, 1) (7, 1) (9, 1) (12, 1)	IP	WLS	BF	H	R	ER	SO	BB	IBB	HBP	BLK	WP	HR	S	P	ERA	WHIP	PITCHER										IP	WLS	BF	H	R	ER	SO	BB	IBB	HBP	BLK	WP	HR	S	P	ERA	WHIP
Joe Hesketh, L ERA: 1.85 Tim Burke, R ERA: 2.2 Jeff Reardon, R ERA: 1.9 Randy St. Claire, R ERA: 1.04 (1, 1) (7, 1) (9, 1) (12, 1)	6.0		22	1	2	2	1	1	0	0	0	0	0	5	13	0.00	1.000	PITCHER										6.0		22	1	2	2	1	1	0	0	0	0	5	13	0.00	1.000	

Montreal Expos @ San Francisco Giants
Candlestick Park, San Francisco, CA
Mon Jun 03 1985, 6:33 AM EDT
Att: 3,288 - Unknown

AB	46
R	2
H	8
RBI	2
BB	5
SO	3
LOB	17



Batter	1	2	3	4	5	6	7	8	9	AB	R	H	RBI	BB	SO	LOB	TOP					
Tim Raines, S (1, 7) OBP: 0.349, SLG: 0.406	E7 6-3 SF9 1B		BB 1B		4-3			F6		4	1	2	0	0	0	1	Montreal Expos @ San Francisco Giants Candlestick Park, San Francisco, CA Tue Jun 04 1985, 6:33 AM EDT Att: 3,324 - Unknown livebaseballscorecards.com					
U L Washington, S (1, 4) OBP: 0.349, SLG: 0.412	6-3		FC6-4 BB			B1-3		4-3		3	0	0	0	1	0	1						
Vance Law, R (1, 3) OBP: 0.333, SLG: 0.310	SF9		FC6-4			K				3	0	1	1	0	1	2						
Hubie Brooks, R (1, 6) OBP: 0.307, SLG: 0.393	F8		1-2			4-3				3	0	0	0	1	0	1						
Terry Francona, L (1, 9) OBP: 0.304, SLG: 0.358										4	0	1	0	0	1	1						
Tim Wallach, R (1, 5) OBP: 0.305, SLG: 0.401	6-3									4	0	0	0	0	1	2						
Herm Winningham, L (1, 8) OBP: 0.356, SLG: 0.376										3	0	2	0	0	1	0						
Sal Butera, R (1, 2) OBP: 0.258, SLG: 0.241										2	0	0	0	0	1	1						
Miguel Dilone, S (7, PH) OBP: 0.294, SLG: 0.260										1	0	0	0	0	0	1						
Mike Fitzgerald, R (7, 2) OBP: 0.327, SLG: 0.240										0	0	0	0	0	0	0						
Dan Schatzeder, L (1, 1) OBP: 0.231, SLG: 0.417										2	0	0	0	0	1	1						
Tim Burke, R (7, 1)										0	0	0	0	0	0	0						
Steve Nicosia, R (7, 2) OBP: 0.167, SLG: 0.091										1	0	0	0	0	1	0						
Inning Stats	R: 1 E: 1 K: 0 S: 4	H: 1 LOB: 0 BB: 0 P: 4	R: 0 E: 0 K: 2 S: 7	H: 0 LOB: 0 BB: 7 P: 7	R: 0 E: 0 K: 2 S: 8	H: 1 LOB: 2 BB: 1 P: 12	R: 0 E: 0 K: 0 S: 2	H: 1 LOB: 0 BB: 1 P: 6	R: 0 E: 0 K: 0 S: 4	H: 0 LOB: 1 BB: 0 P: 4	R: 0 E: 0 K: 1 S: 5	H: 1 LOB: 1 BB: 0 P: 5	R: 0 E: 0 K: 1 S: 6	H: 0 LOB: 0 BB: 0 P: 6	R: 0 E: 0 K: 1 S: 5	H: 0 LOB: 0 BB: 0 P: 5	R: 0 E: 0 K: 0 S: 4	H: 1 LOB: 1 BB: 0 P: 4	1B: 6 2B: 0 3B: 0 HR: 0	SF: 1 SAC: 0 DP: 0 HBP: 0	WP: 1 PB: 0 SB: 1 CS: 1	PA: 34
PITCHER Jim Gott, R (1, 1) ERA: 2.25	IP: 9.0 WLS: W BF: 33 H: 6 R: 1 ER: 0 SO: 7 BB: 2 IBB: 0 HBP: 0 BLK: 0 WP: 1 HR: 0 S: 45 P: 53 ERA: 0.00 WHIP: 0.889															PITCHER	IP: WLS: BF: H: R: ER: SO: BB: IBB: HBP: BLK: WP: HR: S: P: ERA: WHIP:					

Batter	1	2	3	4	5	6	7	8	9	AB	R	H	RBI	BB	SO	LOB	BOTTOM			
Dan Gladden, R (1, 8) OBP: 0.306, SLG: 0.335	F8			F8		E 2B	5-3			4	1	1	0	0	0	1	Montreal Expos @ San Francisco Giants Candlestick Park, San Francisco, CA Tue Jun 04 1985, 6:33 AM EDT Att: 3,324 - Unknown livebaseballscorecards.com			
Manny Trillo, R (1, 4) OBP: 0.290, SLG: 0.271	F3			F4		E1 1B	G3			4	0	1	0	0	0	1				
Chili Davis, S (1, 9) OBP: 0.359, SLG: 0.474	4-3			F8		K				4	0	1	0	0	1	1				
Jeffrey Leonard, R (1, 7) OBP: 0.233, SLG: 0.300						2B 1B	F9			4	1	1	0	0	0	2				
Rob Deer, R (1, 3) OBP: 0.346, SLG: 0.625						F7				3	0	0	0	0	0	2				
Gary Rajsch, L (8, PH) OBP: 0.273, SLG: 0.271						F7				1	0	0	0	0	0	1				
Chris Brown, R (1, 5) OBP: 0.290, SLG: 0.324						1-3				3	1	0	0	1	0	2				
Alex Trevino, R (1, 2) OBP: 0.274, SLG: 0.321						2B WP BB				2	2	1	0	1	0	0				
Jose Uribe, S (1, 6) OBP: 0.265, SLG: 0.322						2B FC 2B				3	0	2	3	0	1	0				
Jim Gott, R (1, 1) OBP: 0.182, SLG: 0.455						FC 2B				3	0	0	0	0	1	2				
Inning Stats	R: 0 E: 0 K: 0 S: 3	H: 0 LOB: 0 BB: 0 P: 3	R: 0 E: 0 K: 0 S: 3	H: 0 LOB: 0 BB: 0 P: 3	R: 0 E: 0 K: 1 S: 5	H: 0 LOB: 0 BB: 0 P: 5	R: 0 E: 0 K: 0 S: 3	H: 0 LOB: 0 BB: 0 P: 3	R: 2 E: 0 K: 0 S: 7	H: 2 LOB: 1 BB: 1 P: 11	R: 1 E: 1 K: 1 S: 7	H: 2 LOB: 1 BB: 0 P: 7	R: 2 E: 0 K: 1 S: 7	H: 2 LOB: 1 BB: 1 P: 11	R: 0 E: 0 K: 0 S: 4	H: 1 LOB: 1 BB: 0 P: 4	1B: 3 2B: 4 3B: 0 HR: 0	SF: 0 SAC: 0 DP: 0 HBP: 0	WP: 1 PB: 0 SB: 0 CS: 0	PA: 33
PITCHER Dan Schatzeder, L (1, 1) ERA: 4.78	IP: 6.0 WLS: L BF: 25 H: 5 R: 5 ER: 5 SO: 3 BB: 2 IBB: 0 HBP: 0 BLK: 0 WP: 1 HR: 0 S: 29 P: 37 ERA: 7.50 WHIP: 1.167															PITCHER	IP: WLS: BF: H: R: ER: SO: BB: IBB: HBP: BLK: WP: HR: S: P: ERA: WHIP:			
Tim Burke, R (7, 1) ERA: 2.05	IP: 2.0 WLS: L BF: 8 H: 2 R: 0 ER: 0 SO: 1 BB: 0 IBB: 0 HBP: 0 BLK: 0 WP: 0 HR: 0 S: 10 P: 10 ERA: 0.00 WHIP: 1.000															PITCHER	IP: WLS: BF: H: R: ER: SO: BB: IBB: HBP: BLK: WP: HR: S: P: ERA: WHIP:			



Batter	1	2	3	4	5	6	7	8	9	AB R H RBI BB SO LOB	TOP	
Tim Raines, S <small>OBP: 0.360, SLG: 0.410</small> (1, 7)										3 3 2 0 2 0 3	Montreal Expos @ San Francisco Giants Candlestick Park, San Francisco, CA <small>Wed Jun 05 1985, 6:33 AM EDT</small> <small>Att: 5,843 - Unknown</small>	
U L Washington, S <small>OBP: 0.360, SLG: 0.433</small> (1, 6)										2 1 2 1 0 0 0 2 0 0 0 1 0 1		
Terry Francona, L <small>OBP: 0.328, SLG: 0.379</small> (1, 9)										5 0 3 3 0 0 2		
Dan Driessen, L <small>OBP: 0.341, SLG: 0.428</small> Jim Wohlford, R <small>OBP: 0.273, SLG: 0.271</small> (4, 6)										4 0 1 1 0 0 3 0 0 0 0 0 0 0		
Tim Wallach, R <small>OBP: 0.298, SLG: 0.391</small> (1, 5)										5 0 0 0 0 1 2		
Vance Law, R <small>OBP: 0.347, SLG: 0.317</small> (1, 4)										3 1 2 0 2 0 0		
Herm Winningham, L <small>OBP: 0.350, SLG: 0.369</small> (1, 8)										5 0 1 0 0 1 3		
Sal Butera, R <small>OBP: 0.257, SLG: 0.219</small> (1, 2)										3 0 0 1 1 0 2		
Mickey Mahler, S <small>OBP: 0.250, SLG: 0.250</small> (1, 1)										4 1 1 0 0 0 3		
Inning Stats	R: 1 H: 2 E: 0 LOB: 1 K: 0 BB: 0 S: 5 P: 5	R: 0 H: 0 E: 0 LOB: 0 K: 0 BB: 0 S: 3 P: 3	R: 2 H: 3 E: 0 LOB: 1 K: 0 BB: 0 S: 6 P: 6	R: 3 H: 4 E: 0 LOB: 2 K: 0 BB: 2 S: 6 P: 14	R: 0 H: 0 E: 0 LOB: 1 K: 0 BB: 1 S: 3 P: 7	R: 0 H: 1 E: 0 LOB: 2 K: 0 BB: 1 S: 4 P: 8	R: 0 H: 2 E: 0 LOB: 3 K: 1 BB: 1 S: 7 P: 11	R: 0 H: 0 E: 0 LOB: 0 K: 1 BB: 0 S: 3 P: 3	R: 0 H: 0 E: 0 LOB: 1 K: 1 BB: 1 S: 5 P: 9	1B: 11 SF: 1 2B: 1 SAC: 1 3B: 0 DP: 0 HR: 0 HBP: 0		WP: 0 PA: 44 FB: 1 SB: 1 CS: 0
PITCHER	IP WLS BF H R ER SO BB IBB HBP BLK WP HR S P ERA WHIP											IP WLS BF H R ER SO BB IBB HBP BLK WP HR S P ERA WHIP
Mike Krukow, R <small>ERA: 2.26</small> (1, 1)	3.2 L 18 7 5 5 0 0 0 0 0 0 0 0 0 0 18 18 12.27 1.909											
Vida Blue, L <small>ERA: 4.91</small> (4, 1)	2.1 13 3 1 1 0 4 0 0 0 0 0 0 0 9 25 3.86 3.000											
Scott Garrelts, R <small>ERA: 1.53</small> (7, 1)	2.0 9 2 0 0 1 1 0 0 0 0 0 0 0 10 14 0.00 1.500											
Mark Davis, L <small>ERA: 2.06</small> (9, 1)	1.0 4 0 0 0 1 1 0 0 0 0 0 0 0 5 9 0.00 1.000											

Batter	1	2	3	4	5	6	7	8	9	AB R H RBI BB SO LOB	BOTTOM	
Dan Gladden, R <small>OBP: 0.305, SLG: 0.333</small> (1, 8)										4 0 1 0 0 0 0	Montreal Expos @ San Francisco Giants Candlestick Park, San Francisco, CA <small>Wed Jun 05 1985, 6:33 AM EDT</small> <small>Att: 5,843 - Unknown</small>	
Manny Trillo, R <small>OBP: 0.291, SLG: 0.267</small> Scott Garrelts, R <small>ERA: 4.91</small> (7, 1)										2 0 0 0 1 0 1 0 0 0 0 0 0 0 0 0 0 0 0 0 0 1 0 0 0 0 1 0		
Chili Davis, S <small>OBP: 0.351, SLG: 0.463</small> (1, 9)										4 0 0 0 0 1 1		
Jeffrey Leonard, R <small>OBP: 0.229, SLG: 0.295</small> (1, 7)										3 0 0 0 0 0 1		
Rob Deer, R <small>OBP: 0.345, SLG: 0.577</small> (1, 3)										2 0 0 0 1 1 0		
Chris Brown, R <small>OBP: 0.285, SLG: 0.317</small> (1, 5)										3 0 0 0 0 1 1		
Alex Trevino, R <small>OBP: 0.262, SLG: 0.305</small> (1, 2)										3 0 0 0 0 1 0		
Jose Uribe, S <small>OBP: 0.260, SLG: 0.315</small> (1, 6)										3 0 0 0 0 0 0		
Mike Krukow, R <small>OBP: 0.190, SLG: 0.300</small> Vida Blue, S <small>ERA: 4.91</small> (4, 1)										1 0 0 0 0 0 0 0 0 0 0 0 0 0 2 0 0 0 0 1 0		
Ricky Adams, R <small>OBP: 0.273, SLG: 0.545</small> (6, 4)										2 0 0 0 0 1 0		
Inning Stats	R: 0 H: 0 E: 0 LOB: 1 K: 0 BB: 1 S: 3 P: 7	R: 0 H: 0 E: 0 LOB: 0 K: 2 BB: 0 S: 7 P: 7	R: 0 H: 1 E: 0 LOB: 1 K: 0 BB: 0 S: 4 P: 4	R: 0 H: 0 E: 0 LOB: 0 K: 1 BB: 0 S: 5 P: 5	R: 0 H: 0 E: 0 LOB: 0 K: 1 BB: 0 S: 5 P: 5	R: 0 H: 0 E: 0 LOB: 0 K: 0 BB: 0 S: 3 P: 3	R: 0 H: 0 E: 0 LOB: 1 K: 0 BB: 1 S: 3 P: 7	R: 0 H: 0 E: 0 LOB: 0 K: 1 BB: 0 S: 5 P: 5	R: 0 H: 0 E: 0 LOB: 0 K: 1 BB: 0 S: 5 P: 5	1B: 1 SF: 0 2B: 0 SAC: 0 3B: 0 DP: 0 HR: 0 HBP: 0	WP: 0 PA: 30 FB: 0 SB: 0 CS: 0	
PITCHER	IP WLS BF H R ER SO BB IBB HBP BLK WP HR S P ERA WHIP											IP WLS BF H R ER SO BB IBB HBP BLK WP HR S P ERA WHIP
Mickey Mahler, L <small>ERA: 2.06</small> (1, 1)	9.0 W 30 1 0 0 6 2 0 0 0 0 0 0 0 40 48 0.00 0.333											



Batter	1	2	3	4	5	6	7	8	9	AB	R	H	RBI	BB	SO	LOB	TOP								
Tim Raines, S OBP: 0.361, SLG: 0.405	6-3		6-3 1B BB		F8		2-3			3	1	0	0	1	0	1	Montreal Expos @ Philadelphia Phillies Veterans Stadium, Philadelphia, PA Sat Jun 08 1985, 7:05 PM EDT Att: 22,486 - Unknown								
Jim Wehford, R OBP: 0.280, SLG: 0.258 Herm Winningham, L OBP: 0.355, SLG: 0.374	4-3		6-3		6-3		F8			4	0	0	0	0	0	3									
Andre Dawson, R OBP: 0.313, SLG: 0.464	HR		1B		E4 2B		6-3			4	2	2	3	0	0	0									
Hubie Brooks, R OBP: 0.310, SLG: 0.391	F9		1B		2B		K			4	0	2	1	0	1	0									
Tim Wallach, R OBP: 0.296, SLG: 0.382		K	F7		F4		K			4	0	0	0	0	2	3									
Dan Driessen, L OBP: 0.333, SLG: 0.411		3-1			F3		K		1-3	4	0	0	0	0	1	1									
Vance Law, R OBP: 0.337, SLG: 0.307		F7			K		K		F6	4	0	0	0	0	2	1									
Mike Fitzgerald, R OBP: 0.323, SLG: 0.229			6-3 1B SH3 BB		4-3		5-3		6-3	3	1	0	0	1	0	0									
Bryn Smith, R OBP: 0.273, SLG: 0.286 Gary Lucas, L			SH3		L6					2	0	1	0	0	0	0									
Jeff Reardon, R OBP: 0.250, SLG: 0.250			1-2				2-3 1B			0	0	0	0	0	0	0									
Inning Stats	R: 1 E: 0 K: 0 S: 4	H: 1 LOB: 0 BB: 0 P: 4	R: 0 E: 0 K: 1 S: 5	H: 0 LOB: 0 BB: 0 P: 5	R: 2 E: 0 K: 0 S: 5	H: 2 LOB: 2 BB: 2 P: 13	R: 0 E: 0 K: 1 S: 5	H: 0 LOB: 0 BB: 0 P: 5	R: 0 E: 0 K: 0 S: 3	H: 0 LOB: 0 BB: 0 P: 3	R: 1 E: 1 K: 2 S: 9	H: 1 LOB: 1 BB: 0 P: 9	R: 0 E: 0 K: 0 S: 4	H: 1 LOB: 1 BB: 0 P: 4	R: 0 E: 0 K: 2 S: 7	H: 0 LOB: 0 BB: 0 P: 7	R: 0 E: 0 K: 0 S: 3	H: 0 LOB: 0 BB: 0 P: 3	1B: 3 2B: 1 3B: 0 HR: 1	SF: 0 SAC: 1 DP: 0 HBP: 0	WP: 0 PB: 0 CS: 0	PA: 35			
PITCHER	IP	WLS	BF	H	R	ER	SO	BB	IBB	HBP	BLK	WP	HR	S	P	ERA	WHIP								
Shane Rawley, L ERA: 3.79	2.0	L	8	1	2	2	1	1	0	0	0	0	1	9	13	9.00	1.000								
Jerry Koosman, L ERA: 4.08	3.0		12	2	1	1	1	1	0	0	0	0	0	13	17	3.00	1.000								
Dave Rucker, L ERA: 3.0	2.0		9	2	1	0	2	0	0	0	0	0	0	13	13	0.00	1.000								
Larry Andersen, R ERA: 3.57	1.0		3	0	0	0	2	0	0	0	0	0	0	7	7	0.00	0.000								
Kent Tekulve, R ERA: 3.71	1.0		3	0	0	0	0	0	0	0	0	0	0	3	3	0.00	0.000								

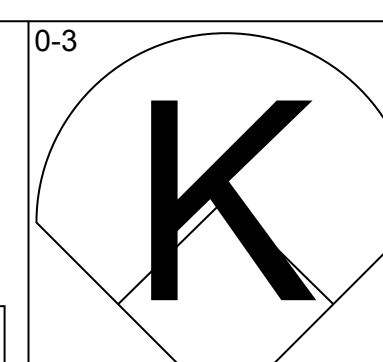
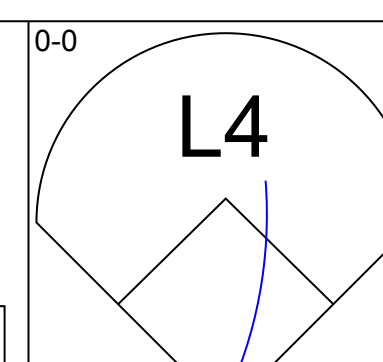
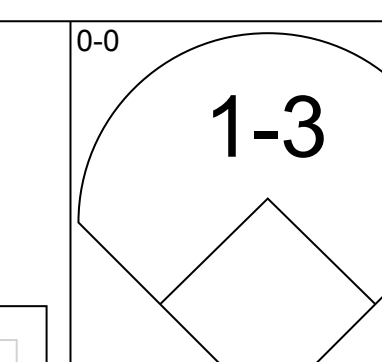
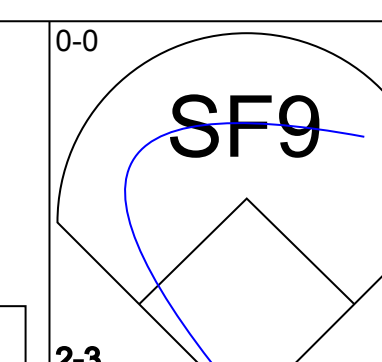
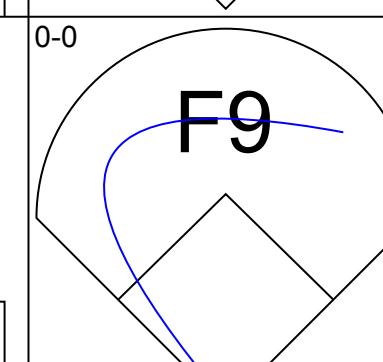
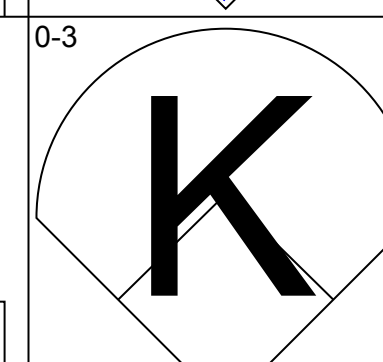
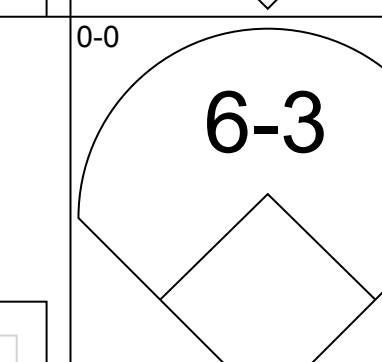
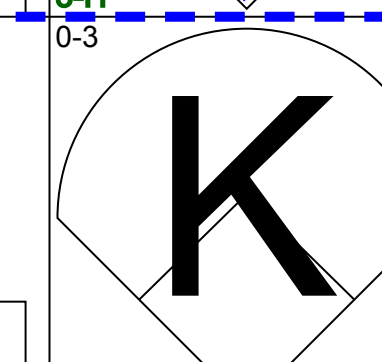
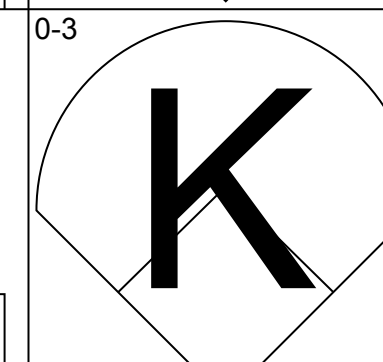
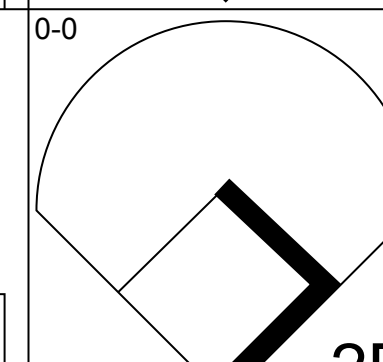
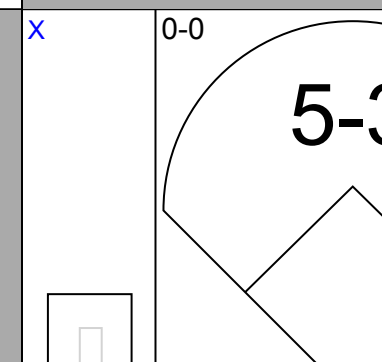
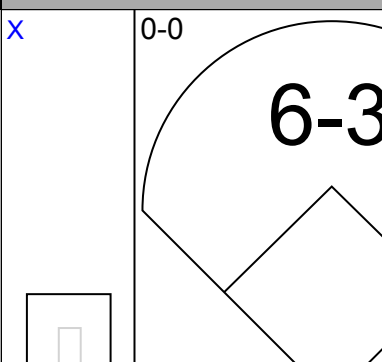
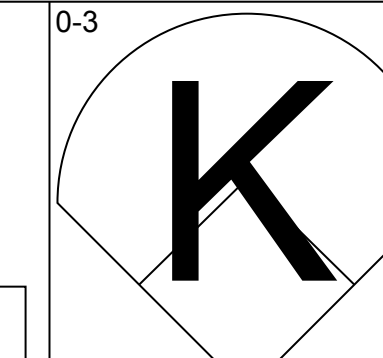
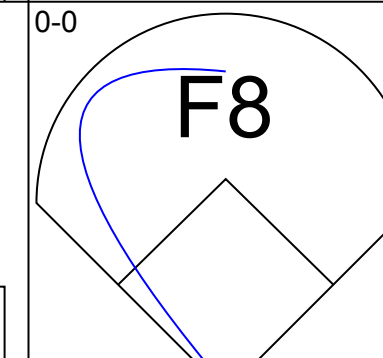
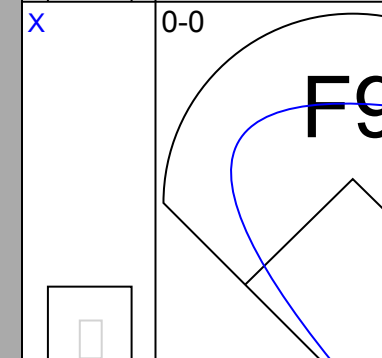
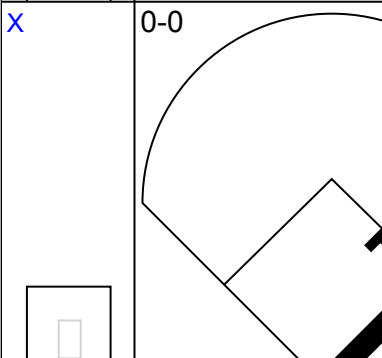
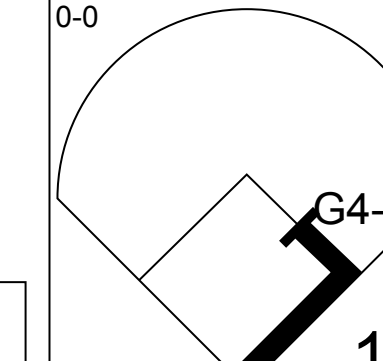
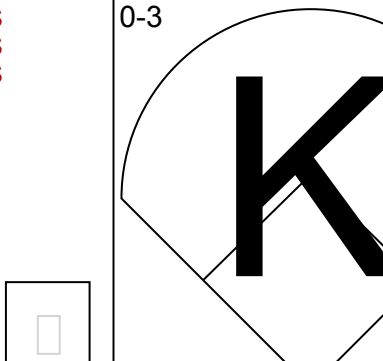
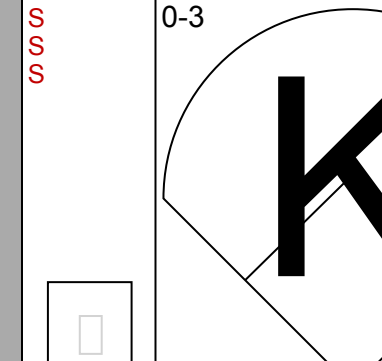
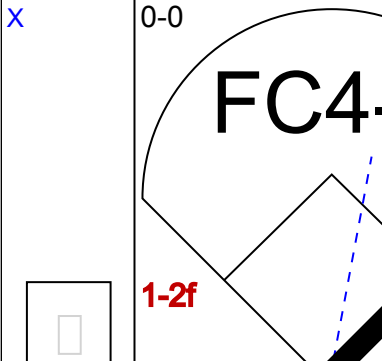
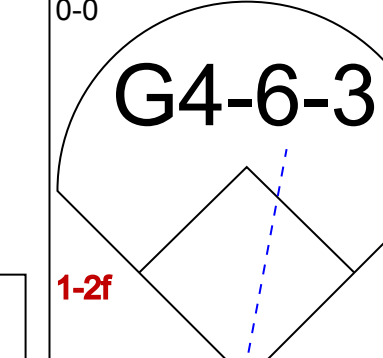
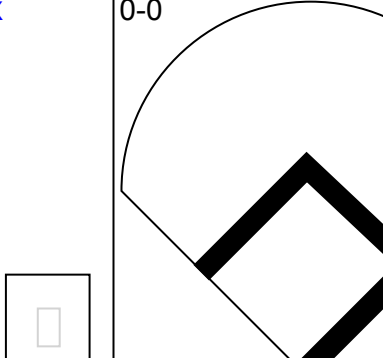
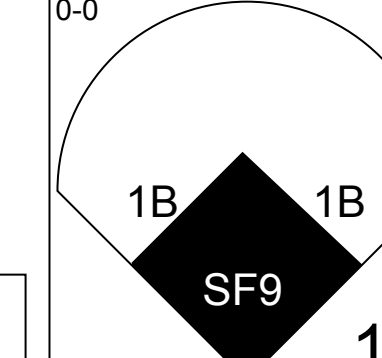
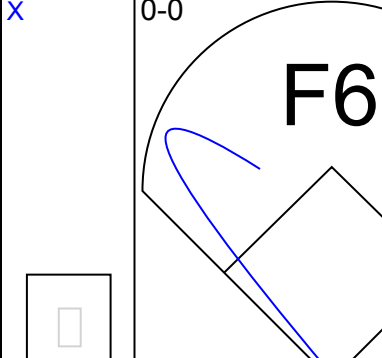
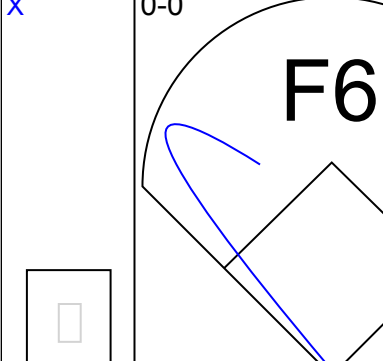
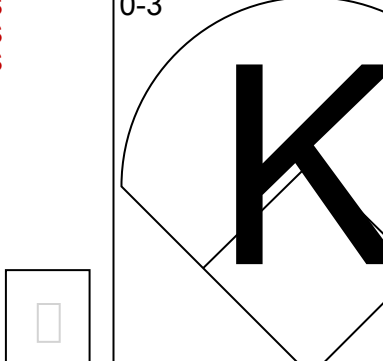
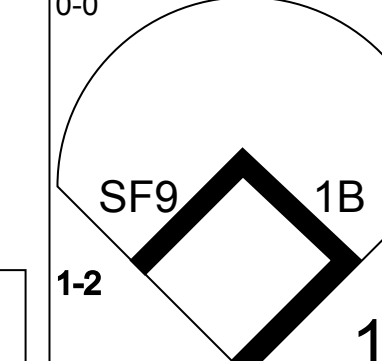
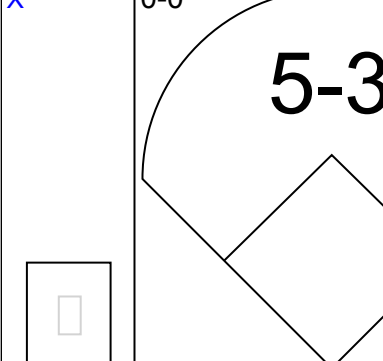
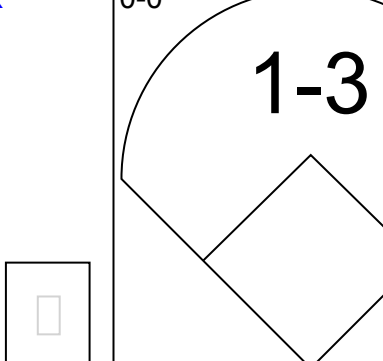
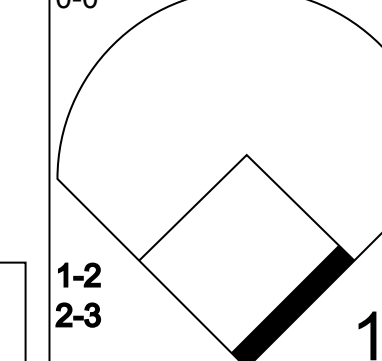
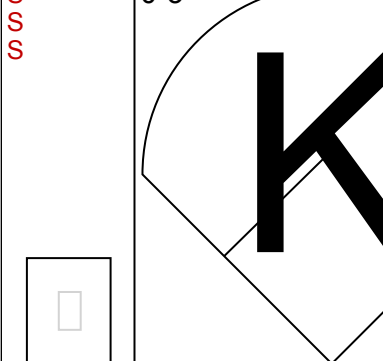
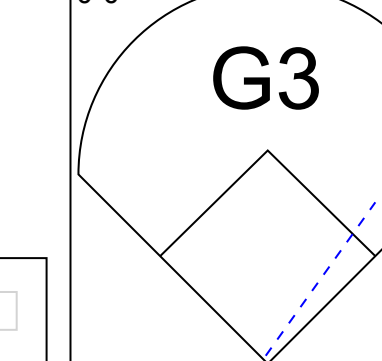
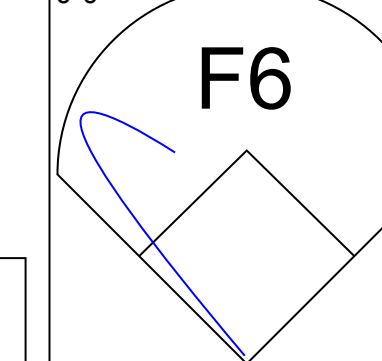
AB	32
R	4
H	5
RBI	4
BB	2
SO	6
LOB	9




Batter	1	2	3	4	5	6	7	8	9	AB	R	H	RBI	BB	SO	LOB	BOTTOM								
Jeff Stone, L OBP: 0.299, SLG: 0.325	S 1B WP		G3 S 1B		E4 FC5-2 1B		K		3-1	5	1	2	0	0	1	2	Montreal Expos @ Philadelphia Phillies Veterans Stadium, Philadelphia, PA Sat Jun 08 1985, 7:05 PM EDT Att: 22,486 - Unknown								
Greg Gross, L OBP: 0.311, SLG: 0.339	WP S 1B		G3		FC5-2 1B		1B 2B		F9	5	1	3	1	0	0	1									
Juan Samuel, R OBP: 0.266, SLG: 0.374	K		K		FC5-2 1B		1B		F8	5	0	1	1	0	2	6									
Von Hayes, L OBP: 0.372, SLG: 0.400	K		G3		F8		G3			4	0	0	0	0	1	6									
Mike Schmidt, R OBP: 0.294, SLG: 0.371	5-3				5-3		F8		1B SH1-3 1B	4	0	1	0	0	0	1									
Tim Corcoran, L OBP: 0.323, SLG: 0.274		3-1			F9		4-3		SH1-3	3	0	0	0	0	0	0									
Ozzie Virgil, R OBP: 0.328, SLG: 0.500 Steve Jeltz, S OBP: 0.243, SLG: 0.173		FC5-4 BB			F7		F8		1B	3	0	1	0	1	0	0									
Luis Aguayo, R OBP: 0.328, SLG: 0.370 John Wockenhus, R OBP: 0.200, SLG: 0.160 Kent Tekulve, R		FC5-4			F4		2B 2B		K	3	1	1	0	0	0	1									
Shane Rawley, R ERA: 3.16 Glenn Wilson, R ERA: 3.12 Dave Rucker, L ERA: 3.0 Garry Maddox, R ERA: 3.28 Larry Andersen, R ERA: 3.57 Bo Diaz, R OBP: 0.187, SLG: 0.118		3-1			1B E FC5-2 1B		5-3		F9	1	0	0	0	0	0	1									
Inning Stats	R: 1 E: 0 K: 2 S: 9	H: 2 LOB: 1 BB: 0 P: 9	R: 0 E: 0 K: 0 S: 3	H: 0 LOB: 1 BB: 1 P: 7	R: 0 E: 0 K: 1 S: 6	H: 1 LOB: 1 BB: 0 P: 6	R: 0 E: 0 K: 0 S: 3	H: 0 LOB: 0 BB: 0 P: 3	R: 0 E: 0 K: 1 S: 8	H: 3 LOB: 1 BB: 0 P: 8	R: 2 E: 0 K: 1 S: 7	H: 0 LOB: 2 BB: 0 P: 7	R: 0 E: 0 K: 0 S: 3	H: 0 LOB: 0 BB: 0 P: 3	1B: 8 2B: 2 3B: 0 HR: 0	SF: 0 SAC: 1 DP: 0 HBP: 0		WP: 1 PB: 0 CS: 0	PA: 39						
PITCHER	IP	WLS	BF	H	R	ER	SO	BB	IBB	HBP	BLK	WP	HR	S	P	ERA	WHIP								
Bryn Smith, R ERA: 3.16	6.2	W	30	8	3	3	4	1	0	0	0	0	0	37	41	4.05	1.350								
Gary Lucas, L ERA: 3.12	0.1		1	0	0	0	0	0	0	0	0	0	0	1	1	0.00	0.000								
Jeff Reardon, R ERA: 1.08	2.0	S	8	2	0	0	1	0	0	0	0	0	0	10	10	0.00	1.000								

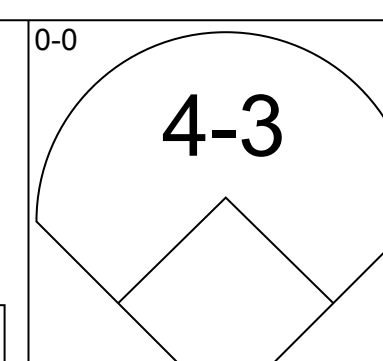
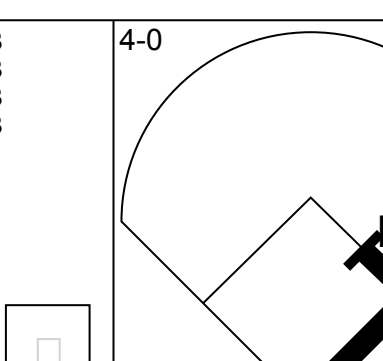
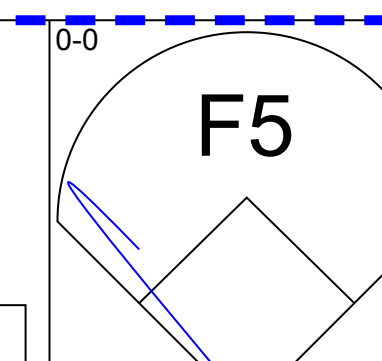
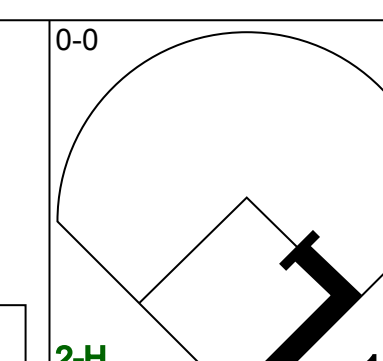
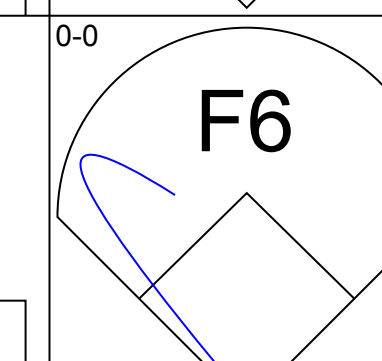
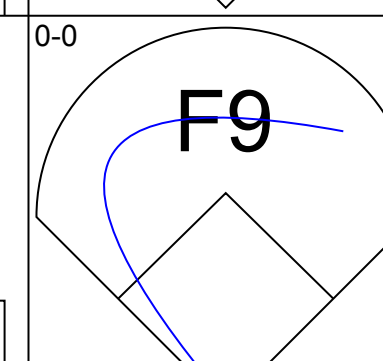
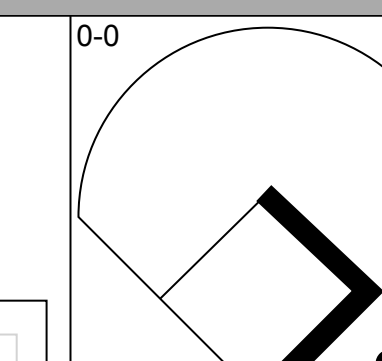
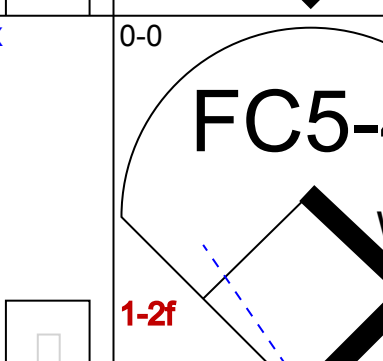
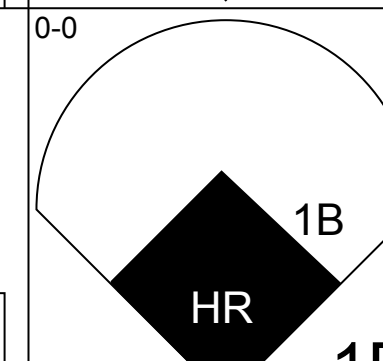
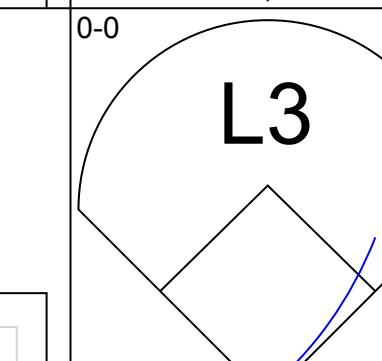
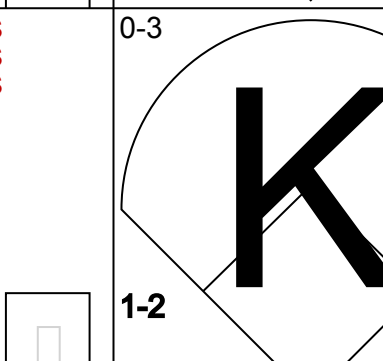
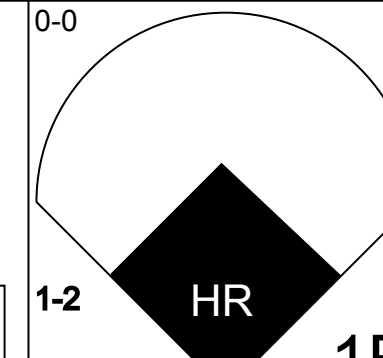
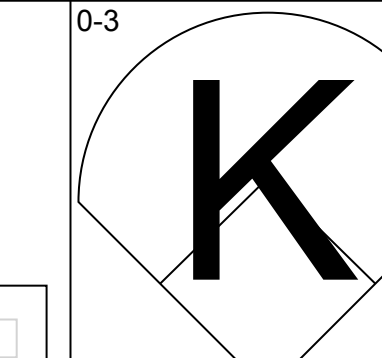
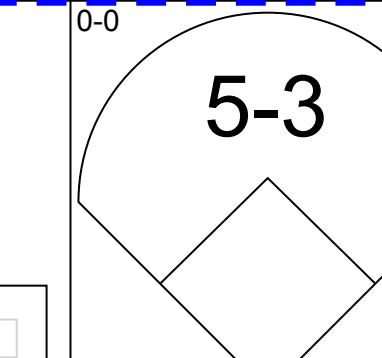
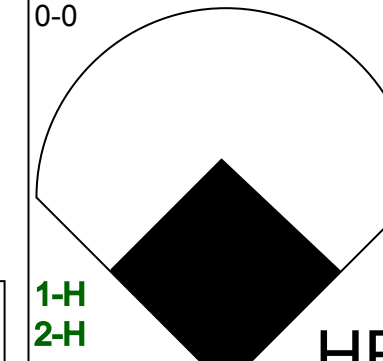
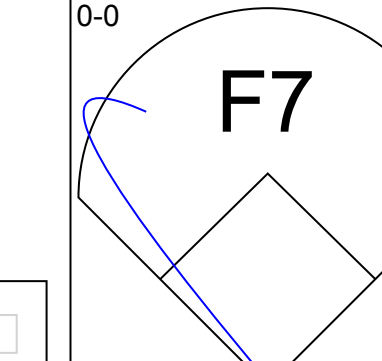
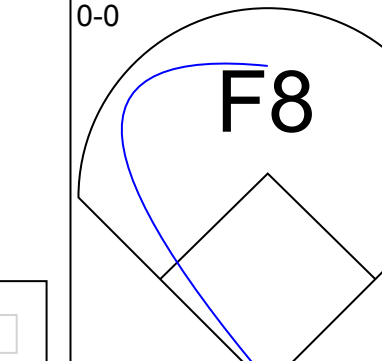
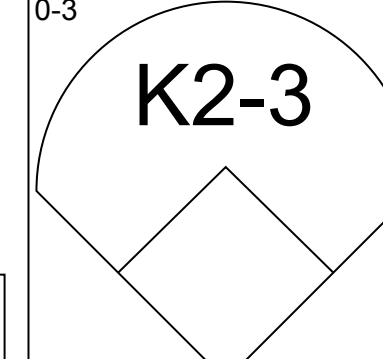
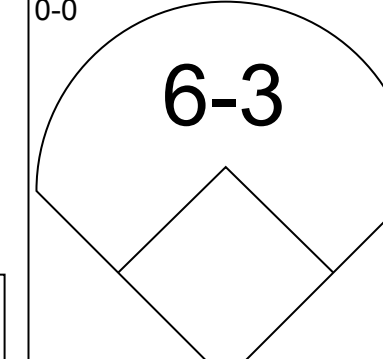
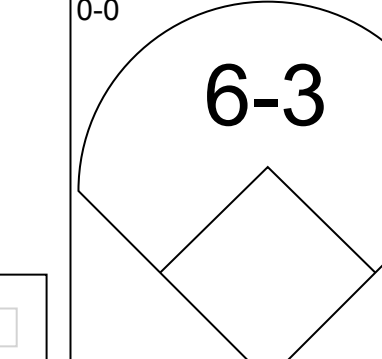
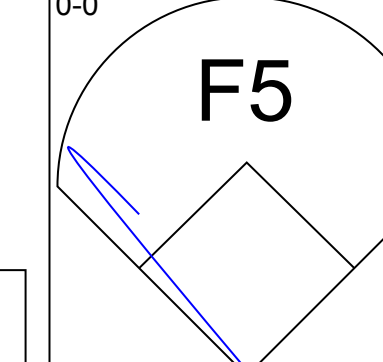
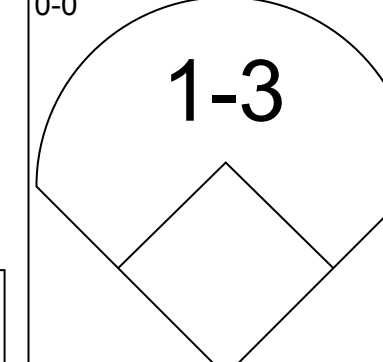
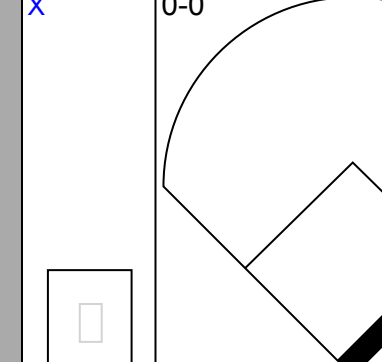
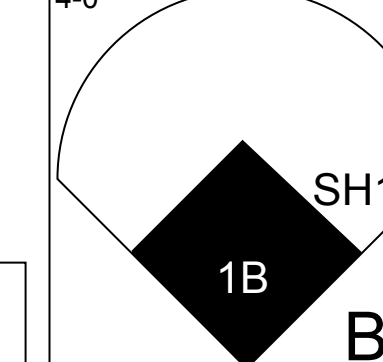
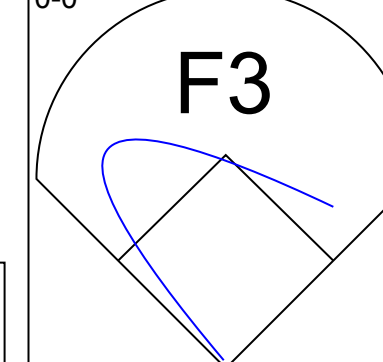
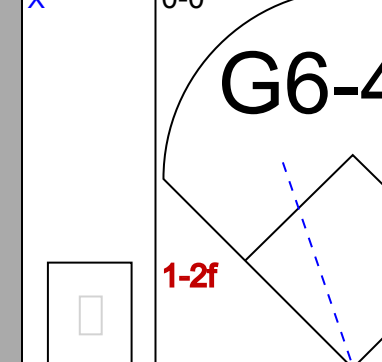
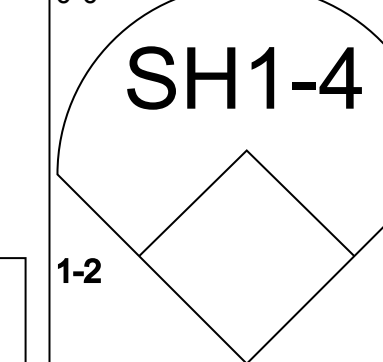
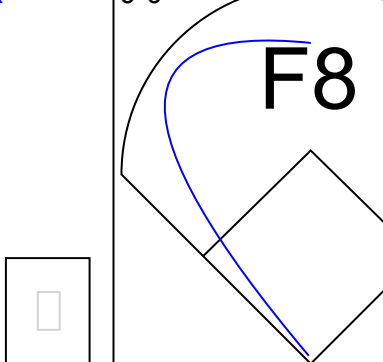
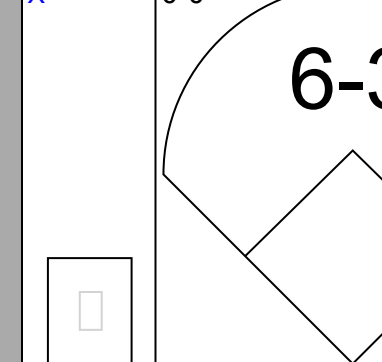
AB	37
R	3
H	10
RBI	2
BB	1
SO	5
LOB	23



Batter	1	2	3	4	5	6	7	8	9	AB	R	H	RBI	BB	SO	LOB	TOP										
Tim Raines, S (1, 7) OBP: 0.354, SLG: 0.399										3	0	0	1	0	1	0	Montreal Expos @ Philadelphia Phillies Veterans Stadium, Philadelphia, PA Sun Jun 09 1985, 3:33 AM EDT Att: 22,628 - Unknown										
Vance Law, R (1, 4) OBP: 0.330, SLG: 0.299										4	0	0	0	0	2	2											
Andre Dawson, R (1, 9) OBP: 0.312, SLG: 0.465											4	0	1	0	0	1		0									
Dan Driessen, L (1, 3) OBP: 0.331, SLG: 0.407											4	0	1	0	0	1		1									
Hubie Brooks, R (1, 6) OBP: 0.308, SLG: 0.388												4	0	1	0	0		2	1								
Tim Wallach, R (1, 5) OBP: 0.300, SLG: 0.394												4	1	2	0	0		0	2								
Herm Winningham, L (1, 8) OBP: 0.355, SLG: 0.373											3	0	1	0	0	1		1									
Sal Butera, R (1, 2) OBP: 0.263, SLG: 0.229											3	0	1	0	0	0		1									
Joe Hesketh, R (1, 1) OBP: 0.182, SLG: 0.143											1	0	0	0	0	1		0									
Miguel Dilone, S (6, PH) OBP: 0.259, SLG: 0.255											1	0	0	0	0	0		0									
Randy St. Claire, R (6, 1) OBP: 1.000, SLG: 1.000											0	0	0	0	0	0	0										
Terry Francona, L (8, PH) OBP: 0.323, SLG: 0.373											1	0	0	0	0	0	3										
Tim Burke, R (8, 1)											0	0	0	0	0	0	0										
Inning Stats	R: 0 E: 0 K: 2 S: 7	H: 0 LOB: 0 BB: 0 P: 7	R: 0 E: 0 K: 1 S: 5	H: 1 LOB: 0 BB: 0 P: 5	R: 0 E: 0 K: 1 S: 5	H: 0 LOB: 0 BB: 0 P: 5	R: 0 E: 0 K: 1 S: 6	H: 1 LOB: 1 BB: 0 P: 6	R: 0 E: 0 K: 2 S: 8	H: 0 LOB: 0 BB: 0 P: 3	R: 0 E: 0 K: 1 S: 5	H: 0 LOB: 0 BB: 0 P: 5	R: 1 E: 0 K: 1 S: 8	H: 3 LOB: 2 BB: 0 P: 8	R: 0 E: 0 K: 0 S: 4	H: 1 LOB: 1 BB: 0 P: 4	1B: 5 2B: 1 3B: 1 HR: 0	SF: 1 SAC: 0 DP: 1 HBP: 0	WP: 0 PA: 33 PB: 0 CS: 0								
PITCHER	IP	WLS	BF	H	R	ER	SO	BB	IBB	HBP	BLK	WP	HR	S	P	ERA	WHIP										
Kevin Gross, R (1, 1) ERA: 3.49	7.0	W	26	6	1	1	8	0	0	0	0	0	0	42	42	1.29	0.857										
Don Carman, L (8, 1) ERA: 1.23	0.2		2	0	0	0	0	0	0	0	0	0	0	2	2	0.00	0.000										
Kent Tekulve, R (8, 1) ERA: 3.54	1.1	S	5	1	0	0	1	0	0	0	0	0	0	7	7	0.00	0.750										

AB	32
R	1
H	7
RBI	1
BB	0
SO	9
LOB	11



Batter	1	2	3	4	5	6	7	8	9	AB	R	H	RBI	BB	SO	LOB	BOTTOM										
Jeff Stone, L (1, 7) OBP: 0.304, SLG: 0.325										3	0	1	1	1	0	0	Montreal Expos @ Philadelphia Phillies Veterans Stadium, Philadelphia, PA Sun Jun 09 1985, 3:33 AM EDT Att: 22,628 - Unknown										
Von Hayes, L (9, 7) OBP: 0.372, SLG: 0.400										4	0	1	0	0	0	1											
Rick Schu, R (1, 5) OBP: 0.316, SLG: 0.343											4	0	1	0	0	0		1									
Juan Samuel, R (1, 4) OBP: 0.266, SLG: 0.372											4	1	1	0	0	2		2									
Mike Schmidt, R (1, 3) OBP: 0.294, SLG: 0.371											3	1	1	0	0	1		1									
Glenn Wilson, R (1, 9) OBP: 0.275, SLG: 0.408											3	1	1	3	0	0		1									
Bo Diaz, R (1, 2) OBP: 0.143, SLG: 0.100											3	0	0	0	0	1		0									
Garry Maddox, R (1, 8) OBP: 0.292, SLG: 0.328											3	0	1	0	0	0		0									
Luis Aguayo, R (1, 6) OBP: 0.329, SLG: 0.357											2	1	0	0	1	0		1									
Kevin Gross, R (1, 1) OBP: 0.235, SLG: 0.188											2	0	0	0	0	0		0									
Don Carman, L (8, 1) ERA: 0.84											0	0	0	0	0	0	0										
Kent Tekulve, R (8, 1) ERA: 1.92											0	0	0	0	0	0	0										
Inning Stats	R: 3 E: 0 K: 1 S: 8	H: 3 LOB: 0 BB: 0 P: 8	R: 1 E: 0 K: 0 S: 3	H: 1 LOB: 1 BB: 1 P: 7	R: 0 E: 0 K: 1 S: 6	H: 1 LOB: 1 BB: 0 P: 6	R: 0 E: 0 K: 0 S: 3	H: 0 LOB: 0 BB: 0 P: 3	R: 0 E: 0 K: 1 S: 5	H: 0 LOB: 1 BB: 1 P: 9	R: 0 E: 0 K: 0 S: 3	H: 0 LOB: 0 BB: 0 P: 3	R: 0 E: 0 K: 1 S: 5	H: 0 LOB: 0 BB: 0 P: 5	R: 0 E: 0 K: 1 S: 5	H: 0 LOB: 0 BB: 0 P: 5	1B: 4 2B: 1 3B: 0 HR: 1	SF: 0 SAC: 1 DP: 1 HBP: 0	WP: 1 PA: 30 PB: 0 CS: 0								
PITCHER	IP	WLS	BF	H	R	ER	SO	BB	IBB	HBP	BLK	WP	HR	S	P	ERA	WHIP										
Joe Hesketh, L (1, 1) ERA: 2.27	5.0	L	21	5	4	4	3	2	0	0	0	0	0	6	6	0.00	0.500										
Randy St. Claire, R (8, 1) ERA: 0.84	2.0		6	1	0	0	0	0	0	0	0	0	0	6	6	0.00	0.500										
Tim Burke, R (8, 1) ERA: 1.92	1.0		3	0	0	0	1	0	0	0	0	0	0	5	5	0.00	0.000										

AB	27
R	4
H	6
RBI	4
BB	2
SO	4
LOB	6



Batter	1	2	3	4	5	6	7	8	9	AB	R	H	RBI	BB	SO	LOB	TOP																		
Davey Lopes, R (1, 8) OBP: 0.432, SLG: 0.460										4	0	0	0	0	1	2																			
23 Ryne Sandberg, R (1, 4) OBP: 0.303, SLG: 0.419										4	1	1	2	0	2	0																			
Keith Moreland, R (1, 9) OBP: 0.375, SLG: 0.400										4	0	1	1	0	1	0																			
Jody Davis, R (1, 2) OBP: 0.330, SLG: 0.432										4	1	1	1	0	2	1																			
Ron Cey, R (1, 5) OBP: 0.315, SLG: 0.472										4	1	1	1	0	1	0																			
Leon Durham, L (1, 3) OBP: 0.323, SLG: 0.420										3	0	1	0	1	1	0																			
Gary Woods, R (1, 7) OBP: 0.289, SLG: 0.174										4	0	0	0	0	1	2																			
Chris Speier, R (1, 6) OBP: 0.289, SLG: 0.365										3	1	0	0	1	2	1																			
Ray Fontenot, L (1, 1)										2	0	0	0	0	2	0																			
Brian Dayett, R (8, PH) OBP: 0.268, SLG: 0.400										0	0	0	0	0	0	0																			
Richie Hebner, L (8, PH) OBP: 0.324, SLG: 0.333										1	0	1	0	0	0	0																			
Chico Walker, S (8, PR)										0	1	0	0	0	0	0																			
Lee Smith, R (8, 1)										0	0	0	0	0	0	0																			
Inning Stats	R: 0 E: 0 K: 2 S: 7	H: 0 LOB: 0 BB: 0 P: 7	R: 0 E: 0 K: 1 S: 5	H: 0 LOB: 1 BB: 1 P: 9	R: 0 E: 0 K: 2 S: 7	H: 0 LOB: 0 BB: 0 P: 7	R: 0 E: 0 K: 0 S: 4	H: 1 LOB: 1 BB: 0 P: 4	R: 0 E: 0 K: 2 S: 7	H: 0 LOB: 0 BB: 0 P: 7	R: 1 E: 0 K: 1 S: 6	H: 1 LOB: 0 BB: 0 P: 6	R: 3 E: 0 K: 1 S: 8	H: 3 LOB: 1 BB: 1 P: 12	R: 1 E: 0 K: 2 S: 8	H: 1 LOB: 0 BB: 0 P: 8	1B: 4 2B: 0 3B: 0 HR: 2	SF: 0 SAC: 0 DP: 0 HBP: 0	WP: 0 PA: 35 PB: 1 SB: 0 CS: 0																
PITCHER	IP WLS BF H R ER SO BB IBB HBP BLK WP HR S P ERA WHIP																																		
Dan Schatzeder, L (1, 1) ERA: 4.44	7.1	26	2	2	2	10	2	0	0	0	0	0	0	1	44	52	2.46	0.545																	
Jeff Reardon, R (8, 1) ERA: 1.49	0.2	L	5	3	2	2	1	0	0	0	0	0	0	0	7	7	27.00	4.500																	
Tim Burke, R (9, 1) ERA: 2.14	1.0		4	1	1	1	2	0	0	0	0	0	0	1	8	8	9.00	1.000																	

Chicago Cubs @ Montreal Expos
Olympic Stadium, Montreal, QB
Mon Jun 10 1985, 7:05 PM EDT
Att: 42,218 - Unknown

AB 33
R 5
H 6
RBI 5
BB 2
SO 13
LOB 6



Batter	1	2	3	4	5	6	7	8	9	AB	R	H	RBI	BB	SO	LOB	BOTTOM																		
Tim Raines, S (1, 7) OBP: 0.356, SLG: 0.403										3	1	1	0	1	2	0																			
Jim Wehlford, R (1, 9) OBP: 0.283, SLG: 0.275										3	0	1	0	0	1	1																			
Herm Winningham, L (6, PR) OBP: 0.352, SLG: 0.370										1	1	0	0	0	1	1																			
Andre Dawson, R (1, 8) OBP: 0.310, SLG: 0.460										4	0	1	1	0	1	2																			
Hubie Brooks, R (1, 6) OBP: 0.312, SLG: 0.395										4	1	2	1	0	1	2																			
Tim Wallach, R (1, 5) OBP: 0.308, SLG: 0.415										4	1	3	1	0	0	2																			
Dan Driessen, L (1, 3) OBP: 0.335, SLG: 0.405										1	0	0	1	2	0	2																			
Vance Law, R (1, 4) OBP: 0.323, SLG: 0.292										4	0	0	0	0	1	3																			
Mike Fitzgerald, R (1, 2) OBP: 0.316, SLG: 0.224										3	0	0	0	0	1	1																			
Terry Francona, L (9, PH) OBP: 0.317, SLG: 0.367										1	0	0	0	0	0	1																			
Dan Schatzeder, L (1, 1) OBP: 0.200, SLG: 0.357										2	0	0	0	0	1	0																			
Jeff Reardon, R (8, 1) OBP: 0.250, SLG: 0.250										0	0	0	0	0	0	0																			
Miguel Dilone, S (8, PH) OBP: 0.255, SLG: 0.250										1	0	0	0	0	1	0																			
Tim Burke, R (9, 1)										0	0	0	0	0	0	0																			
Inning Stats	R: 1 E: 0 K: 1 S: 7	H: 2 LOB: 2 BB: 1 P: 11	R: 0 E: 0 K: 1 S: 5	H: 0 LOB: 0 BB: 0 P: 5	R: 0 E: 0 K: 1 S: 5	H: 0 LOB: 0 BB: 0 P: 5	R: 1 E: 0 K: 0 S: 4	H: 2 LOB: 0 BB: 0 P: 4	R: 0 E: 0 K: 2 S: 7	H: 0 LOB: 0 BB: 0 P: 7	R: 1 E: 0 K: 0 S: 4	H: 2 LOB: 1 BB: 0 P: 4	R: 0 E: 0 K: 0 S: 2	H: 0 LOB: 0 BB: 1 P: 6	R: 0 E: 0 K: 3 S: 10	H: 1 LOB: 1 BB: 0 P: 10	R: 1 E: 0 K: 2 S: 8	H: 1 LOB: 1 BB: 1 P: 12	1B: 4 2B: 3 3B: 0 HR: 1	SF: 1 SAC: 0 DP: 2 HBP: 0	WP: 0 PA: 36 PB: 0 SB: 1 CS: 1														
PITCHER	IP WLS BF H R ER SO BB IBB HBP BLK WP HR S P ERA WHIP																																		
Ray Fontenot, L (1, 1) ERA: 3.29	7.0	W	26	6	3	3	5	2	0	0	0	0	0	0	34	42	3.86	1.143																	
Lee Smith, R (8, 1) ERA: 2.52	2.0	S	9	2	1	1	5	1	0	0	0	0	0	1	18	22	4.50	1.500																	

Chicago Cubs @ Montreal Expos
Olympic Stadium, Montreal, QB
Mon Jun 10 1985, 7:05 PM EDT
Att: 42,218 - Unknown

AB 31
R 4
H 8
RBI 4
BB 3
SO 10
LOB 15



Batter	1	2	3	4	5	6	7	8	9	AB	R	H	RBI	BB	SO	LOB	TOP										
Davey Lopes, R OBP: 0.423, SLG: 0.442 (1, 8)										4	0	0	0	1	0	3	Chicago Cubs @ Montreal Expos Olympic Stadium, Montreal, QB Tue Jun 11 1985, 7:05 PM EDT Att: 28,303 - Unknown										
23 Ryne Sandberg, R OBP: 0.296, SLG: 0.408 (1, 4)										5	0	0	0	0	0	3											
Keith Moreland, R OBP: 0.377, SLG: 0.404 (1, 9)										3	1	1	0	1	0	0											
Jody Davis, R OBP: 0.339, SLG: 0.453 Chico Walker, S (8, PR)										3	1	2	1	1	0	1											
Steve Lake, R OBP: 0.217, SLG: 0.348 (8, 2)										0	1	0	0	0	0	0											
Ron Cey, R OBP: 0.319, SLG: 0.467 (1, 5)										2	1	0	0	2	2	1											
Leon Durham, L OBP: 0.321, SLG: 0.434 (1, 3)										4	1	1	4	0	0	3											
Gary Woods, R OBP: 0.233, SLG: 0.148 (1, 7)										4	0	0	0	0	1	4											
Chris Speier, R OBP: 0.299, SLG: 0.372 (1, 6)										4	0	2	0	0	0	1											
Dennis Eckersley, R OBP: 0.235, SLG: 0.103 Brian Dayett, R OBP: 0.273, SLG: 0.381 George Frazier, R (7, PH)										1	0	0	0	1	1	1											
Thad Bosley, L OBP: 0.327, SLG: 0.333 Lee Smith, R (9, 1)										0	0	0	0	0	0	0											
Inning Stats	R: 0 E: 0 K: 0 S: 2	H: 0 LOB: 0 BB: 1 P: 6	R: 0 E: 0 K: 1 S: 6	H: 1 LOB: 1 BB: 0 P: 6	R: 0 E: 0 K: 0 S: 3	H: 0 LOB: 1 BB: 1 P: 7	R: 0 E: 0 K: 1 S: 6	H: 1 LOB: 2 BB: 1 P: 10	R: 0 E: 0 K: 1 S: 6	H: 1 LOB: 0 BB: 0 P: 6	R: 0 E: 0 K: 1 S: 6	H: 1 LOB: 1 BB: 0 P: 6	R: 4 E: 0 K: 0 S: 4	H: 1 LOB: 3 BB: 3 P: 16	R: 0 E: 0 K: 0 S: 3	H: 0 LOB: 0 BB: 0 P: 3	1B: 3 2B: 1 3B: 0 HR: 2	SF: 0 SAC: 0 DP: 1 HBP: 0	WP: 0 PB: 0 SB: 0 CS: 0	PA: 38							
PITCHER	IP	WLS	BF	H	R	ER	SO	BB	IBB	HBP	BLK	WP	HR	S	P	ERA	WHIP										
Mickey Mahler, L ERA: 0.93	7.1		30	5	2	2	5	4	0	0	0	0	1	36	52	2.46	1.227										
Randy St. Claire, R ERA: 2.53	0.0	L	2	0	0	0	0	2	0	0	0	0	0	0	8	=	=										
Gary Lucas, L ERA: 3.48	1.2		6	1	3	3	0	0	0	0	0	0	1	6	6	16.20	0.600										

Batter	1	2	3	4	5	6	7	8	9	AB	R	H	RBI	BB	SO	LOB	BOTTOM										
Tim Raines, S OBP: 0.355, SLG: 0.400 (1, 7)										4	1	1	0	0	0	0	Chicago Cubs @ Montreal Expos Olympic Stadium, Montreal, QB Tue Jun 11 1985, 7:05 PM EDT Att: 28,303 - Unknown										
Vance Law, R OBP: 0.326, SLG: 0.305 (1, 4)										3	0	1	2	1	1	0											
Andre Dawson, R OBP: 0.304, SLG: 0.451 (1, 9)										4	0	0	0	0	0	2											
Dan Driessen, L OBP: 0.333, SLG: 0.401 (1, 3)										4	1	1	0	0	1	1											
Hubie Brooks, R OBP: 0.311, SLG: 0.392 (1, 6)										4	0	1	0	0	1	0											
Tim Lincecum, R OBP: 0.311, SLG: 0.414 (1, 5)										3	0	1	0	1	0	2											
Herm Winningham, L OBP: 0.342, SLG: 0.359 (1, 8)										4	0	0	1	0	2	3											
Mike Fitzgerald, R OBP: 0.311, SLG: 0.219 Jim Wohlford, R OBP: 0.269, SLG: 0.271 (9, PH)										3	0	0	0	0	1	2											
Mickey Mahler, S OBP: 0.286, SLG: 0.286 Randy St. Claire, R OBP: 1.000, SLG: 1.000 Gary Lucas, L (8, 1)										3	1	1	0	0	1	1											
Inning Stats	R: 0 E: 0 K: 1 S: 5	H: 0 LOB: 0 BB: 0 P: 5	R: 0 E: 0 K: 1 S: 5	H: 0 LOB: 0 BB: 0 P: 5	R: 2 E: 0 K: 0 S: 6	H: 3 LOB: 1 BB: 0 P: 6	R: 1 E: 0 K: 0 S: 5	H: 2 LOB: 1 BB: 0 P: 5	R: 0 E: 0 K: 0 S: 3	H: 0 LOB: 0 BB: 0 P: 3	R: 0 E: 0 K: 3 S: 9	H: 0 LOB: 1 BB: 1 P: 13	R: 0 E: 1 K: 0 S: 3	H: 0 LOB: 1 BB: 1 P: 7	R: 0 E: 0 K: 2 S: 8	H: 1 LOB: 1 BB: 0 P: 8		1B: 5 2B: 0 3B: 1 HR: 0	SF: 0 SAC: 0 DP: 0 HBP: 0	WP: 0 PB: 1 SB: 0 CS: 0	PA: 35						
PITCHER	IP	WLS	BF	H	R	ER	SO	BB	IBB	HBP	BLK	WP	HR	S	P	ERA	WHIP										
Dennis Eckersley, R ERA: 2.97	6.0		23	5	3	3	2	0	0	0	0	0	0	27	27	4.50	0.833										
George Frazier, R ERA: 7.85	2.0	W	8	0	0	0	3	2	0	0	0	0	0	12	20	0.00	1.000										
Lee Smith, R ERA: 2.45	1.0	S	4	1	0	0	2	0	0	0	0	0	0	8	8	0.00	1.000										

Batter	1	2	3	4	5	6	7	8	9	AB	R	H	RBI	BB	SO	LOB	TOP				
Thad Bosley, L (1, 7) OBP: 0.333, SLG: 0.326	0-0 4-3		4-0 CS BB		0-0 3-1		0-0 23 HBP 1B		0-3 K	4	0	1	0	1	1	1					
23 Ryne Sandberg, R (1, 4) OBP: 0.295, SLG: 0.402	0-3 K		0-3 K		0-0 5-3		1-2 HBP			3	0	0	0	0	2	1					
Davey Lopes, R (1, 8) Lary Sorensen, R (7, 1)	0-0 S 1B			4-0 1B S BB		0-0 4-3	0-0 F2			3	0	1	0	1	0	3					
Keith Moreland, R (1, 9) OBP: 0.375, SLG: 0.398	0-0 6-3			4-0 1B BB		0-0 5-3		0-0 5-3		3	0	0	0	1	0	1					
Leon Durham, L (1, 3) OBP: 0.320, SLG: 0.429		0-3 K		0-3 K		0-0 1B		0-0 G3		4	0	1	0	0	2	2					
Jody Davis, R (1, 2) OBP: 0.332, SLG: 0.443	0-0 4-3		0-3 K		0-0 F9			0-0 4-3		4	0	0	0	0	1	3					
Ron Cey, R (1, 5) OBP: 0.332, SLG: 0.473		4-0 BB		0-0 1-2 2-3 1B		4-0 23 HBP 1B BB		0-0 1B		2	0	2	0	2	0	0					
Chris Speier, R (1, 6) Chico Walker, S (9, PH)	0-3 K		0-0 F8		0-3 K		0-0 F6		0-0 F9	3	0	0	0	0	2	5					
Rick Sutcliffe, L (1, 1) Richie Hebner, L (7, PH) Richie Hebner, L (7, 7)			0-3 K		0-0 G3		0-0 F8		0-0 F9	2	0	0	0	0	1	0					
Inning Stats	R: 0 E: 0 K: 1 S: 6	H: 1 LOB: 1 BB: 0 P: 6	R: 0 E: 0 K: 2 S: 7	H: 0 LOB: 1 BB: 1 P: 11	R: 0 E: 0 K: 2 S: 6	H: 0 LOB: 1 BB: 1 P: 10	R: 0 E: 0 K: 2 S: 8	H: 1 LOB: 3 BB: 2 P: 16	R: 0 E: 0 K: 0 S: 3	H: 0 LOB: 0 BB: 0 P: 3	R: 0 E: 0 K: 1 S: 6	H: 1 LOB: 3 BB: 1 P: 11	R: 0 E: 0 K: 0 S: 3	H: 0 LOB: 0 BB: 0 P: 3	R: 0 E: 0 K: 1 S: 6	H: 1 LOB: 1 BB: 0 P: 6	1B: 5 2B: 1 3B: 0 HR: 0	SF: 0 SAC: 0 DP: 1 HBP: 1	WP: 0 PB: 0 SB: 2 CS: 1	PA: 37	
PITCHER	IP	WLS	BF	H	R	ER	SO	BB	IBB	HBP	BLK	WP	HR	S	P	ERA	WHIP				
David Palmer, R (1, 1) ERA: 2.41	6.2	W	29	4	0	0	8	5	0	1	0	0	0	39	60	0.00	1.350				
Tim Burke, R (7, 1) ERA: 2.06	1.1		5	1	0	0	0	0	0	0	0	0	0	5	5	0.00	0.750				
Jeff Reardon, R (9, 1) ERA: 1.45	1.0	S	3	0	0	0	1	0	0	0	0	0	0	5	5	0.00	0.000				

Chicago Cubs @ Montreal Expos
Olympic Stadium, Montreal, QB
Wed Jun 12 1985, 7:05 PM EDT
Att: 10,378 - Unknown

AB	31
R	0
H	5
RBI	0
BB	5
SO	9
LOB	19





Batter	1	2	3	4	5	6	7	8	9	AB	R	H	RBI	BB	SO	LOB	BOTTOM				
Tim Raines, S (1, 7) OBP: 0.357, SLG: 0.407	0-0 WP SF9 2B		0-0 6-3		0-0 3-1		0-0 E 1B			4	1	2	0	0	0	0					
Vance Law, R (1, 4) OBP: 0.325, SLG: 0.305	0-0 SF9		0-0 1-3		0-0 1B		0-0 5-3			3	0	1	1	0	0	1					
Andre Dawson, R (1, 9) OBP: 0.299, SLG: 0.442	0-0 2H 5-3		0-0 1-3		0-3 K			0-3 K		4	0	0	0	0	2	1					
Dan Driessen, L (1, 3) OBP: 0.326, SLG: 0.392	0-0 1-3			0-0 F9	0-0 F4			0-0 3-1		4	0	0	0	0	0	1					
Hubie Brooks, R (1, 6) OBP: 0.310, SLG: 0.386		0-0 F9		0-3 K		0-0 1-3		1-0 FC5-4 HBP		3	0	0	0	0	1	0					
Tim Lincecum, R (1, 5) OBP: 0.314, SLG: 0.421		0-0 1B 1B		0-0 1B 2B		0-0 5-3		0-0 FC5-4		4	1	2	0	0	0	1					
Herm Winningham, L (1, 8) OBP: 0.349, SLG: 0.366		0-0 1-2 1B		0-0 2H 1B		0-3 K				3	0	2	1	0	1	0					
Mike Fitzgerald, R (1, 2) OBP: 0.311, SLG: 0.216		0-0 F4		4-0 1-2 IBB		0-0 F8				2	0	0	0	1	0	2					
David Palmer, R (1, 1) Tim Burke, R (7, 1) Jeff Reardon, R (9, 1)		0-0 6-3		0-0 F3		0-0 6-3				2	0	0	0	0	0	4					
Inning Stats	R: 1 E: 0 K: 0 S: 4	H: 1 LOB: 0 BB: 0 P: 4	R: 0 E: 0 K: 0 S: 5	H: 2 LOB: 2 BB: 0 P: 5	R: 0 E: 0 K: 0 S: 3	H: 0 LOB: 0 BB: 0 P: 3	R: 1 E: 0 K: 1 S: 7	H: 2 LOB: 2 BB: 1 P: 11	R: 0 E: 0 K: 1 S: 6	H: 1 LOB: 1 BB: 0 P: 6	R: 0 E: 0 K: 1 S: 5	H: 0 LOB: 0 BB: 0 P: 5	R: 0 E: 1 K: 0 S: 4	H: 1 LOB: 1 BB: 0 P: 4	R: 0 E: 0 K: 1 S: 5	H: 0 LOB: 1 BB: 0 P: 6	1B: 5 2B: 2 3B: 0 HR: 0	SF: 1 SAC: 0 DP: 0 HBP: 1	WP: 1 PB: 0 SB: 1 CS: 0	PA: 33	
PITCHER	IP	WLS	BF	H	R	ER	SO	BB	IBB	HBP	BLK	WP	HR	S	P	ERA	WHIP				
Rick Sutcliffe, R (1, 1) ERA: 2.11	6.0	L	25	6	2	2	3	0	0	1	0	0	0	30	34	3.00	1.000				
Lary Sorensen, R (7, 1) ERA: 5.65	2.0		8	1	0	0	1	0	0	1	0	0	0	9	10	0.00	0.500				

Chicago Cubs @ Montreal Expos
Olympic Stadium, Montreal, QB
Wed Jun 12 1985, 7:05 PM EDT
Att: 10,378 - Unknown

AB	30
R	2
H	7
RBI	2
BB	1
SO	4
LOB	10



Batter	1	2	3	4	5	6	7	8	9	AB	R	H	RBI	BB	SO	LOB	TOP				
Davey Lopes, R OBP: 0.439, SLG: 0.459 (1, 8)	0-0 23 4-3 1B 2B	0-0 23 BB 1B		0-3 K			0-0 23 FC6-4 1B		4-0 E S 2B BB	4	2	3	1	1	1	1	Chicago Cubs @ Montreal Expos Olympic Stadium, Montreal, QB Thu Jun 13 1985, 7:05 PM EDT Att: 14,210 - Unknown AB 36 R 7 H 11 RBI 7 BB 4 SO 6 LOB 16 				
23 Ryne Sandberg, R OBP: 0.292, SLG: 0.394 (1, 4)	0-0 4-3 2-3	4-0 1-2 BB			0-0 5-3		0-0 FC6-4 S 1-2		0-0 F4	4	0	0	0	1	0	3					
Keith Moreland, R OBP: 0.371, SLG: 0.393 (1, 9)	0-0 1B S 5-3 1B 3-H				0-0 F7		0-3 K		0-3 K	5	1	1	1	0	2	4					
Leon Durham, L OBP: 0.322, SLG: 0.434 (1, 3)	0-0 5-3 1-3 1B			0-0 4-3					0-0 F7	5	0	2	1	0	0	0					
Jody Davis, R OBP: 0.333, SLG: 0.439 (1, 2)	0-0 5-3 1-2 3-H			0-0 6-3			4-0 BB		0-0 1B BB 2B 1B	4	1	1	1	1	1	2					
Ron Cey, R OBP: 0.330, SLG: 0.465 (1, 5)	0-0 6-3			0-3 K			0-0 F6		4-0 1B 2B BB	3	1	0	0	1	1	2					
Thad Bosley, L OBP: 0.345, SLG: 0.340 (1, 7)				0-0 G3 1B SH5-4			0-3 K		0-0 2B 1B 1-2 2-3	4	2	2	0	0	1	1					
Larry Bowa, S OBP: 0.217, SLG: 0.235 (8, PH)				0-0 6-3			0-0 6-3		0-0 4-6 2B 1-H 2-H 3-H	3	0	0	0	0	0	2					
Richie Hebner, L OBP: 0.325, SLG: 0.361 (8, PH)				0-0 F8			0-0 6-3		0-0 4-6 2B 1-H 2-H 3-H	1	0	1	3	0	0	0					
Lary Sorensen, R (8, 1)				0-0 SH5-4			0-0 2B		0-0 4-6 2B 2-3	0	0	0	0	0	0	0					
Steve Trout, L OBP: 0.136, SLG: 0.100 (5, 1)				0-0 1-2			0-0 F8		0-0 4-6 2B 2-3	1	0	1	0	0	0	0					
George Frazier, R OBP: 0.196, SLG: 0.100 (7, PH)										0	0	0	0	0	0	0					
Chico Walker, S (7, PH)										0	0	0	0	0	0	0					
Warren Brusstar, R OBP: 0.286, SLG: 0.354 (8, PH)										0	0	0	0	0	0	0					
Chris Speier, R OBP: 0.286, SLG: 0.354 (8, 9)										0	0	0	0	0	0	1					
Inning Stats	R: 2 E: 0 K: 0 S: 6	H: 3 LOB: 1 BB: 0 P: 6	R: 1 E: 0 K: 0 S: 5	H: 2 LOB: 2 BB: 1 P: 9	R: 0 E: 0 K: 1 S: 5	H: 0 LOB: 0 BB: 0 P: 5	R: 0 E: 0 K: 1 S: 6	H: 1 LOB: 1 BB: 0 P: 6	R: 0 E: 0 K: 1 S: 3	H: 0 LOB: 0 BB: 1 P: 3	R: 0 E: 0 K: 1 S: 6	H: 1 LOB: 1 BB: 0 P: 6	R: 3 E: 0 K: 0 S: 5	H: 3 LOB: 0 BB: 1 P: 9	R: 1 E: 0 K: 2 S: 8	H: 1 LOB: 1 BB: 1 P: 12	1B: 7 2B: 5 3B: 0 HR: 0	SF: 0 SAC: 1 DP: 1 HBP: 0	WP: 0 PB: 0 SB: 3 CS: 0	PA: 41	
PITCHER	IP WLS BF H R ER SO BB IBB HBP BLK WP HR S P ERA WHIP	IP WLS BF H R ER SO BB IBB HBP BLK WP HR S P ERA WHIP	IP WLS BF H R ER SO BB IBB HBP BLK WP HR S P ERA WHIP	IP WLS BF H R ER SO BB IBB HBP BLK WP HR S P ERA WHIP	IP WLS BF H R ER SO BB IBB HBP BLK WP HR S P ERA WHIP	IP WLS BF H R ER SO BB IBB HBP BLK WP HR S P ERA WHIP	IP WLS BF H R ER SO BB IBB HBP BLK WP HR S P ERA WHIP	IP WLS BF H R ER SO BB IBB HBP BLK WP HR S P ERA WHIP	IP WLS BF H R ER SO BB IBB HBP BLK WP HR S P ERA WHIP	IP WLS BF H R ER SO BB IBB HBP BLK WP HR S P ERA WHIP	IP WLS BF H R ER SO BB IBB HBP BLK WP HR S P ERA WHIP	IP WLS BF H R ER SO BB IBB HBP BLK WP HR S P ERA WHIP	IP WLS BF H R ER SO BB IBB HBP BLK WP HR S P ERA WHIP	IP WLS BF H R ER SO BB IBB HBP BLK WP HR S P ERA WHIP	IP WLS BF H R ER SO BB IBB HBP BLK WP HR S P ERA WHIP	IP WLS BF H R ER SO BB IBB HBP BLK WP HR S P ERA WHIP	IP WLS BF H R ER SO BB IBB HBP BLK WP HR S P ERA WHIP	IP WLS BF H R ER SO BB IBB HBP BLK WP HR S P ERA WHIP	IP WLS BF H R ER SO BB IBB HBP BLK WP HR S P ERA WHIP	IP WLS BF H R ER SO BB IBB HBP BLK WP HR S P ERA WHIP	IP WLS BF H R ER SO BB IBB HBP BLK WP HR S P ERA WHIP
Bryn Smith, R ERA: 3.45 (1, 1)	7.1	W	33	8	5	5	4	3	0	0	0	0	0	0	38	50	6.14	1.500			
Randy St. Claire, R ERA: 3.38 (8, 1)	0.0		2	2	1	1	0	0	0	0	0	0	0	0	2	2					
Tim Burke, R ERA: 2.23 (8, 1)	1.1	S	5	1	1	1	1	1	0	0	0	0	0	6	10	6.75	1.500				
Jeff Reardon, R ERA: 1.44 (9, 1)	0.1	S	1	0	0	0	1	0	0	0	0	0	0	0	3	3	0.00	0.000			

Batter	1	2	3	4	5	6	7	8	9	AB	R	H	RBI	BB	SO	LOB	BOTTOM				
Tim Raines, S OBP: 0.362, SLG: 0.417 (1, 7)	0-0 6-3						0-3 K			5	2	3	0	0	1	2	Chicago Cubs @ Montreal Expos Olympic Stadium, Montreal, QB Thu Jun 13 1985, 7:05 PM EDT Att: 14,210 - Unknown AB 38 R 9 H 14 RBI 9 BB 6 SO 8 LOB 31 				
Vance Law, R OBP: 0.332, SLG: 0.316 (1, 4)	0-0 1B			0-0 F9		4-0 FC4 1B 1-2	0-0 F8 1B 2B	0-0 1B 2B 1-3 2-H		4	0	2	1	1	0	2					
Andre Dawson, R OBP: 0.301, SLG: 0.438 (1, 9)	0-3 K			0-0 4-3		0-0 FC4 1B 1-2 2-3 3-H	0-0 1B 1B	4-0 1B IBB		4	1	1	2	1	1	4					
Hubie Brooks, R OBP: 0.312, SLG: 0.387 (1, 6)	0-0 F9			0-3 K		0-0 1B BB 1B 1-3 3-H	0-0 K 1B	0-0 FC6-4 1B 1-2 2-3 3-H		5	0	2	2	0	2	3					
Tim Wallach, R OBP: 0.321, SLG: 0.429 (1, 5)				0-0 E4 1B BB		0-0 1B BB 1-2		0-0 1B BB FC6-4		3	2	1	0	2	0	3					
Terry Francona, L OBP: 0.338, SLG: 0.375 (1, 3)				0-3 K		0-0 K 1B 1-2 2-3 3-H	0-0 1B 1B	0-0 4-3		4	1	2	2	1	1	1					
Herm Winningham, L OBP: 0.351, SLG: 0.362 (1, 8)				0-3 K		0-0 K F5		0-0 E4 1B 2B 1-3	0-0 G6-4-3 1B	4	1	1	0	1	1	5					
Sal Butera, R OBP: 0.250, SLG: 0.216 (1, 2)				0-0 FC6-4 CS BB		0-0 F7		0-0 F4		2	0	0	1	0	0	3					
Dan Driessen, L OBP: 0.325, SLG: 0.390 (5, PH)				0-0 FC6-4 CS BB		0-0 F7		0-0 F4		1	0	0	0	0	0	3					
Mike Fitzgerald, R OBP: 0.313, SLG: 0.220 (6, 2)				0-0 1-2 2-3 3-H		0-0 F7		0-0 F4		2	1	1	1	0	0	1					
Bryn Smith, R OBP: 0.289, SLG: 0.280 (8, 1)				0-0 1-3		0-0 BB 1B FC4 1B		0-3 K		4	1	1	0	0	2	4					
Randy St. Claire, R OBP: 1.000, SLG: 1.000 (8, 1)				0-0 1-2 3-H		0-0 BB 1B FC4 1B		0-3 K		0	0	0	0	0	0	0					
Tim Burke, R OBP: 0.250, SLG: 0.250 (9, 1)				0-0 1-2 3-H		0-0 BB 1B FC4 1B		0-3 K		0	0	0	0	0	0	0					
Inning Stats	R: 0 E: 0 K: 1 S: 6	H: 1 LOB: 1 BB: 0 P: 6	R: 1 E: 0 K: 0 S: 2	H: 0 LOB: 1 BB: 3 P: 14	R: 0 E: 0 K: 1 S: 6	H: 1 LOB: 1 BB: 0 P: 6	R: 0 E: 1 K: 2 S: 8	H: 0 LOB: 1 BB: 0 P: 8	R: 0 E: 0 K: 2 S: 7	H: 0 LOB: 3 BB: 2 P: 15	R: 1 E: 0 K: 2 S: 9	H: 2 LOB: 1 BB: 0 P: 9	R: 4 E: 1 K: 2 S: 13	H: 5 LOB: 3 BB: 1 P: 17	R: 0 E: 0 K: 0 S: 3	H: 1 LOB: 0 BB: 0 P: 3	1B: 11 2B: 2 3B: 1 HR: 0	SF: 0 SAC: 0 DP: 1 HBP: 0	WP: 0 PB: 0 SB: 2 CS: 2	PA: 44	
PITCHER	IP WLS BF H R ER SO BB IBB HBP BLK WP HR S P ERA WHIP	IP WLS BF H R ER SO BB IBB HBP BLK WP HR S P ERA WHIP	IP WLS BF H R ER SO BB IBB HBP BLK WP HR S P ERA WHIP	IP WLS BF H R ER SO BB IBB HBP BLK WP HR S P ERA WHIP	IP WLS BF H R ER SO BB IBB HBP BLK WP HR S P ERA WHIP	IP WLS BF H R ER SO BB IBB HBP BLK WP HR S P ERA WHIP	IP WLS BF H R ER SO BB IBB HBP BLK WP HR S P ERA WHIP	IP WLS BF H R ER SO BB IBB HBP BLK WP HR S P ERA WHIP	IP WLS BF H R ER SO BB IBB HBP BLK WP HR S P ERA WHIP	IP WLS BF H R ER SO BB IBB HBP BLK WP HR S P ERA WHIP	IP WLS BF H R ER SO BB IBB HBP BLK WP HR S P ERA WHIP	IP WLS BF H R ER SO BB IBB HBP BLK WP HR S P ERA WHIP	IP WLS BF H R ER SO BB IBB HBP BLK WP HR S P ERA WHIP	IP WLS BF H R ER SO BB IBB HBP BLK WP HR S P ERA WHIP	IP WLS BF H R ER SO BB IBB HBP BLK WP HR S P ERA WHIP	IP WLS BF H R ER SO BB IBB HBP BLK WP HR S P ERA WHIP	IP WLS BF H R ER SO BB IBB HBP BLK WP HR S P ERA WHIP	IP WLS BF H R ER SO BB IBB HBP BLK WP HR S P ERA WHIP	IP WLS BF H R ER SO BB IBB HBP BLK WP HR S P ERA WHIP	IP WLS BF H R ER SO BB IBB HBP BLK WP HR S P ERA WHIP	IP WLS BF H R ER SO BB IBB HBP BLK WP HR S P ERA WHIP
Steve Trout, L ERA: 2.23 (5, 1)	1.2	L	9	3	1	1	2	1	0	0	0	0	0	12	16	5.40	2.400				
George Frazier, R ERA: 7.65 (7, 1)	1.0		10	5	4	1	2	0	1	0	0	0	0	13	17	9.00	5.000				
Warren Brusstar, R ERA: 3.72 (8, 1)	1.0		3	1	0	0	0	0	0	0	0	0	0	3	4	0.00	1.000				

Batter	1	2	3	4	5	6	7	8	9	AB	R	H	RBI	BB	SO	LOB	TOP					
Wally Backman, S (1.4) OBP: 0.307, SLG: 0.298	F8		SF9 PB BB		WP BB		E6 G1-4-3		BB BB	2	0	0	1	3	0	1	New York Mets @ Montreal Expos Olympic Stadium, Montreal, QB Sun Jun 16 1985, 3:33 AM EDT Att: 40,591 - Unknown					
Mookie Wilson, S (1.8) OBP: 0.293, SLG: 0.356	4-3		F7		F8		G1-4-3		BB	5	0	0	0	0	0	8						
Keith Hernandez, L (1.3) OBP: 0.377, SLG: 0.398			SF9		6-3		F9		BB	4	0	1	1	0	0	5						
Gary Carter, R (1.2) OBP: 0.368, SLG: 0.424	F8		F5				F7		F3	4	0	0	0	0	2							
Danny Heep, L (1.9) OBP: 0.344, SLG: 0.455		F5			F7		F7			4	0	1	0	0	0							
George Foster, R (1.7) OBP: 0.279, SLG: 0.419		K			G3-6-3 BB				BB	3	0	1	0	1	1							
Howard Johnson, S (1.5) OBP: 0.259, SLG: 0.229					G3-6-3 BB		F2		K	3	0	0	0	1	3							
Rafael Santana, R (1.6) OBP: 0.291, SLG: 0.305		F6			6-3				BB BB	4	1	2	0	0	0	1						
Rick Aquilera, R (1.1) OBP: 0.667, SLG: 0.500									F3	1	1	1	0	1	0	0						
Tom Gorman, L (5.1)										0	0	0	0	0	0	0						
Kevin Chapman, R (7. PH) OBP: 0.212, SLG: 0.175										1	0	1	0	0	0	0						
Calvin Schiraldi, R (7.1) OBP: 0.125, SLG: 0.125										0	0	0	0	0	0	0						
Ray Knight, R (9. PH) OBP: 0.255, SLG: 0.284										1	0	0	0	0	0	1						
Inning Stats	R: 0 E: 0 K: 0 S: 4	H: 1 LOB: 1 BB: 0 P: 4	R: 0 E: 0 K: 1 S: 5	H: 0 LOB: 1 BB: 1 P: 9	R: 1 E: 0 K: 0 S: 3	H: 0 LOB: 1 BB: 2 P: 11	R: 0 E: 0 K: 0 S: 3	H: 1 LOB: 0 BB: 0 P: 3	R: 0 E: 0 K: 0 S: 4	H: 0 LOB: 2 BB: 1 P: 8	R: 0 E: 0 K: 0 S: 3	H: 0 LOB: 1 BB: 1 P: 7	R: 1 E: 1 K: 0 S: 5	H: 2 LOB: 1 BB: 0 P: 5	R: 0 E: 0 K: 1 S: 6	H: 1 LOB: 1 BB: 1 P: 6	R: 0 E: 0 K: 0 S: 4	H: 1 LOB: 2 BB: 1 P: 8	1B: 7 2B: 0 3B: 0 HR: 0	SF: 1 SAC: 0 DP: 2 HBP: 0	WP: 1 PB: 1 SB: 0 CS: 0	PA: 39
PITCHER	IP WLS BF H R ER SO BB IBB HBP BLK WP HR S P ERA WHIP																					
Bill Gullickson, R (1.1) ERA: 3.31	5.0 W 21 3 1 0 1 4 0 0 0 0 1 0 19 35 0.00 1.400																					
Mickey Mahler, L (6.1) ERA: 1.16	4.0 S 18 4 1 1 1 2 0 0 0 0 0 0 18 26 2.25 1.500																					

Batter	1	2	3	4	5	6	7	8	9	AB	R	H	RBI	BB	SO	LOB	BOTTOM					
Tim Raines, S (1.7) OBP: 0.374, SLG: 0.416	F9	4-3			2B BB					4	1	2	1	1	0	0	New York Mets @ Montreal Expos Olympic Stadium, Montreal, QB Sun Jun 16 1985, 3:33 AM EDT Att: 40,591 - Unknown					
Vance Law, R (1.4) OBP: 0.338, SLG: 0.346	HR BB	5-3			F7		F8		K	4	1	0	0	1	1	4						
Andre Dawson, R (1.9) OBP: 0.306, SLG: 0.458	HR				F7		E3		BB	4	2	3	2	0	0	0						
Dan Driessen, L (1.3) OBP: 0.330, SLG: 0.401	F8				G6-4-3 BB		WP		1B	2	0	0	0	2	0	2						
Hubie Brooks, R (1.6) OBP: 0.317, SLG: 0.386	2B				G6-4-3				F8	4	1	2	2	0	0	1						
Tim Lincecum, R (1.5) OBP: 0.318, SLG: 0.430					F6		K		6-3	4	0	1	1	0	1	2						
Herm Winningham, L (1.8) OBP: 0.340, SLG: 0.345					4-3		G3		F5	3	0	0	0	1	0	2						
Mike Fitzgerald, R (1.2) OBP: 0.301, SLG: 0.212	F2				F2				K	4	1	1	0	0	1	2						
Bill Gullickson, R (1.1) ERA: 8.53										1	0	0	0	0	1	0						
Miguel Dilone, S (5. PH)										0	1	0	0	1	0	0						
Mickey Mahler, S (6.1) OBP: 0.250, SLG: 0.250										1	0	0	0	0	1	0						
Inning Stats	R: 3 E: 0 K: 0 S: 6	H: 3 LOB: 2 BB: 2 P: 14	R: 0 E: 0 K: 1 S: 5	H: 0 LOB: 0 BB: 0 P: 5	R: 0 E: 0 K: 0 S: 2	H: 0 LOB: 0 BB: 1 P: 6	R: 0 E: 0 K: 0 S: 3	H: 0 LOB: 0 BB: 0 P: 3	R: 0 E: 0 K: 0 S: 8	H: 3 LOB: 2 BB: 2 P: 16	R: 1 E: 1 K: 0 S: 5	H: 2 LOB: 2 BB: 1 P: 9	R: 0 E: 0 K: 0 S: 3	H: 0 LOB: 0 BB: 0 P: 3	R: 0 E: 0 K: 3 S: 10	H: 1 LOB: 1 BB: 0 P: 10	R: 0 E: 0 K: 3 S: 10	H: 1 LOB: 1 BB: 0 P: 10	1B: 6 2B: 2 3B: 0 HR: 1	SF: 0 SAC: 1 DP: 1 HBP: 0	WP: 1 PB: 0 SB: 1 CS: 0	PA: 38
PITCHER	IP WLS BF H R ER SO BB IBB HBP BLK WP HR S P ERA WHIP																					
Rick Aquilera, R (1.1) ERA: 4.33	4.1 L 23 6 6 6 1 4 1 0 0 0 1 0 20 40 12.46 2.308																					
Tom Gorman, L (5.1) ERA: 4.33	1.2 8 2 1 0 1 1 0 0 0 0 1 0 9 13 0.00 1.800																					
Calvin Schiraldi, R (7.1) ERA: 9.77	2.0 7 1 0 0 3 0 0 0 0 0 0 0 13 13 0.00 0.500																					

Batter	1	2	3	4	5	6	7	8	9	AB	R	H	RBI	BB	SO	LOB	TOP		
Johnny Ray, S OBP: 0.305, SLG: 0.374 (1, 4)										5	1	1	0	0	1	1	Pittsburgh Pirates @ Montreal Expos Olympic Stadium, Montreal, QB Mon Jun 17 1985, 7:05 PM EDT Att: 18,634 - Unknown		
Joe Orsulak, L OBP: 0.336, SLG: 0.362 (1, 8)										5	1	2	0	0	0	1			
Bill Madlock, R OBP: 0.294, SLG: 0.355 (1, 5)										3	0	0	0	1	0	1			
Jason Thompson, L OBP: 0.340, SLG: 0.458 (1, 3)										4	0	1	0	0	1	4			
George Hendrick, R OBP: 0.288, SLG: 0.315 (1, 9)										2	2	1	1	1	0	1			
Tony Peña, R OBP: 0.302, SLG: 0.372 (1, 2)										4	1	3	3	0	0	1			
Steve Kemp, L OBP: 0.317, SLG: 0.281 Don Robinson, R (6, 1)										3	0	1	1	0	0	2			
Johnnie LeMaster, R OBP: 0.172, SLG: 0.148 (1, 6)										4	0	0	0	0	1	1			
Jim Winn, R (1, 1)										2	0	0	0	0	1	1			
Doug Frobel, L OBP: 0.357, SLG: 0.282 (6, PH) (6, 7)										2	0	0	0	0	1	1			
Inning Stats	R: 2 E: 0 K: 0 S: 6	H: 3 LOB: 2 BB: 1 P: 10	R: 0 E: 0 K: 1 S: 5	H: 0 LOB: 0 BB: 0 P: 5	R: 0 E: 0 K: 0 S: 3	H: 0 LOB: 0 BB: 0 P: 3	R: 1 E: 0 K: 1 S: 7	H: 2 LOB: 1 BB: 0 P: 7	R: 0 E: 0 K: 1 S: 6	H: 1 LOB: 0 BB: 1 P: 10	R: 0 E: 0 K: 1 S: 5	H: 0 LOB: 0 BB: 0 P: 5	R: 0 E: 0 K: 0 S: 4	H: 2 LOB: 1 BB: 0 P: 4	R: 0 E: 1 K: 0 S: 4	H: 0 LOB: 1 BB: 0 P: 4	1B: 8 2B: 0 3B: 0 HR: 1	SF: 1 SAC: 0 DP: 1 HBP: 0	WP: 1 PA: 38 PB: 0 SB: 0 CS: 0
PITCHER	IP WLS BF H R ER SO BB IBB HBP BLK WP HR S P ERA WHIP																		
David Palmer, R ERA: 2.79 Jack O'Connor, L ERA:	(1, 1) (7, 1)	6.0 3.0	L 11	27 11	7 2	5 0	5 0	4 1	2 0	0 0	0 0	0 0	0 0	1 13	0 13	0.00 0.667			

AB	35
R	5
H	9
RBI	5
BB	2
SO	5
LOB	15



Batter	1	2	3	4	5	6	7	8	9	AB	R	H	RBI	BB	SO	LOB	BOTTOM		
Tim Raines, S OBP: 0.368, SLG: 0.408 (1, 7)										4	0	0	0	0	0	1	Pittsburgh Pirates @ Montreal Expos Olympic Stadium, Montreal, QB Mon Jun 17 1985, 7:05 PM EDT Att: 18,634 - Unknown		
Vance Law, R OBP: 0.341, SLG: 0.351 (1, 4)										3	0	1	1	1	0	0			
Terry Francona, L OBP: 0.315, SLG: 0.348 (1, 9)										4	0	0	0	0	0	2			
Dan Driessen, L OBP: 0.329, SLG: 0.403 (1, 3)										4	1	1	0	0	0	1			
Hubie Brooks, R OBP: 0.316, SLG: 0.383 (1, 6)										4	0	1	0	0	1	1			
Tim Lincecum, R OBP: 0.325, SLG: 0.440 (1, 5)										4	0	3	1	0	0	1			
Herm Winningham, L OBP: 0.339, SLG: 0.345 Jack O'Connor, L Skeeter Barnes, R (9, PH)										3	0	1	0	0	1	2			
Steve Nicosia, R OBP: 0.167, SLG: 0.118 (1, 2)										4	1	1	0	0	0	3			
David Palmer, R ERA: 3.38 Miguel Dilone, S OBP: 0.254, SLG: 0.236 (7, 8)										1	0	0	0	0	0	0			
Inning Stats	R: 0 E: 0 K: 0 S: 3	H: 0 LOB: 1 BB: 1 P: 7	R: 0 E: 0 K: 2 S: 8	H: 1 LOB: 1 BB: 0 P: 8	R: 0 E: 0 K: 0 S: 3	H: 0 LOB: 0 BB: 0 P: 3	R: 1 E: 0 K: 0 S: 5	H: 2 LOB: 1 BB: 0 P: 5	R: 1 E: 0 K: 0 S: 5	H: 2 LOB: 1 BB: 0 P: 5	R: 0 E: 0 K: 0 S: 3	H: 0 LOB: 0 BB: 0 P: 3	R: 0 E: 0 K: 0 S: 4	H: 1 LOB: 1 BB: 0 P: 4	R: 0 E: 0 K: 0 S: 3	H: 0 LOB: 0 BB: 0 P: 3		1B: 5 2B: 3 3B: 0 HR: 0	SF: 0 SAC: 1 DP: 0 HBP: 0
PITCHER	IP WLS BF H R ER SO BB IBB HBP BLK WP HR S P ERA WHIP																		
Jim Winn, R ERA: 2.65 Don Robinson, R ERA:	(1, 1) (6, 1)	5.0 4.0	W S	21 15	5 3	0 0	2 0	2 0	0 0	0 0	0 0	0 0	0 0	0 15	0 15	0.00 0.750			

AB	34
R	2
H	8
RBI	2
BB	1
SO	2
LOB	11



Batter	1	2	3	4	5	6	7	8	9	AB	R	H	RBI	BB	SO	LOB	TOP					
Johnny Ray, S OBP: 0.303, SLG: 0.370 (1, 4)	F5		SH1 2B 1B		6-3		F8		6-3	5	1	1	0	0	0	0						
Joe Orsulak, L OBP: 0.326, SLG: 0.352 (1, 7)	F5		SH1 1-2		G3		F5			3	0	0	0	0	0	0						
Bill Madlock, R OBP: 0.302, SLG: 0.356 (1, 5)	E 1B		2B BB				5-3			2	0	1	0	2	0	0						
Jason Thompson, L OBP: 0.333, SLG: 0.447 (1, 3)	E4 FC5-4		F6		F2				G1-4-3	4	0	0	0	0	0	4						
George Hendrick, R OBP: 0.293, SLG: 0.331 (1, 9)	FC5-4								F7	4	1	2	1	0	0	2						
Tony Peña, R OBP: 0.296, SLG: 0.367 (1, 2)		K	5-3						K	3	0	0	0	0	2	2						
Marvell Wynne, L OBP: 0.258, SLG: 0.319 (1, 8)		E6 1B			F7				S E 5-3 1B	4	2	2	1	0	0	0						
Johnnie LeMaster, R OBP: 0.176, SLG: 0.153 (1, 6)			G4-6-3 1B		5-3				5-3	4	0	1	1	0	0	2						
Larry McWilliams, L OBP: 0.136, SLG: 0.143 (1, 1)			G4-6-3		F7				K	4	0	0	0	0	1	2						
Inning Stats	R: 0 E: 1 K: 0 S: 5	H: 1 LOB: 2 BB: 0 P: 5	R: 1 E: 1 K: 1 S: 6	H: 1 LOB: 0 BB: 0 P: 6	R: 1 E: 0 K: 0 S: 5	H: 2 LOB: 2 BB: 1 P: 9	R: 0 E: 0 K: 0 S: 3	H: 0 LOB: 0 BB: 0 P: 3	R: 0 E: 0 K: 0 S: 3	H: 0 LOB: 1 BB: 0 P: 7	R: 1 E: 0 K: 0 S: 5	H: 2 LOB: 1 BB: 0 P: 5	R: 0 E: 0 K: 0 S: 3	H: 0 LOB: 0 BB: 0 P: 3	R: 0 E: 0 K: 1 S: 5	H: 0 LOB: 0 BB: 0 P: 5	R: 1 E: 0 K: 1 S: 6	H: 1 LOB: 0 BB: 0 P: 6	1B: 4 2B: 2 3B: 1 HR: 0	SF: 0 SAC: 2 DP: 1 HBP: 0	WP: 0 PB: 0 SB: 1 CS: 0	PA: 37
PITCHER	IP	WLS	BF	H	R	ER	SO	BB	IBB	HBP	BLK	WP	HR	S	P	ERA	WHIP					
Bryn Smith, R ERA: 3.33 (1, 1)	8.0	L	33	6	3	2	2	2	0	0	0	0	0	35	43	2.25	1.000					
Gary Lucas, L ERA: 2.7 (9, 1)	1.0		4	1	1	0	1	0	0	0	0	0	0	6	6	0.00	1.000					

Pittsburgh Pirates @ Montreal Expos
Olympic Stadium, Montreal, QB
Tue Jun 18 1985, 7:05 PM EDT
Att: 24,318 - Unknown


AB 33
R 4
H 7
RBI 3
BB 2
SO 3
LOB 12



Batter	1	2	3	4	5	6	7	8	9	AB	R	H	RBI	BB	SO	LOB	BOTTOM					
Tim Raines, S OBP: 0.367, SLG: 0.414 (1, 7)	SF8 3B		5-3			6-3			5-3	4	1	1	0	0	0	0						
Miguel Dilone, S OBP: 0.238, SLG: 0.224 (1, 8)	SF8		F9			5-3			K	3	0	0	1	0	1	0						
Vance Law, R OBP: 0.339, SLG: 0.346 (1, 4)	K			G4-6-3 HBP		5-3			F8	3	0	0	0	0	1	0						
Hubie Brooks, R OBP: 0.316, SLG: 0.383 (1, 6)	5-3			F7					G6-4-3 1B	3	0	1	0	0	0	1						
Tim Wallach, R OBP: 0.325, SLG: 0.436 (1, 5)		FC6 BB		G4-6-3					G6-4-3	2	0	0	0	1	0	2						
Dan Driessen, L OBP: 0.329, SLG: 0.402 (1, 3)		F9				G3			G3	3	0	1	0	0	0	1						
Jim Wohlford, R OBP: 0.250, SLG: 0.250 (1, 9)		F7				F9			L6	3	0	0	0	0	0	2						
Steve Nicosia, R OBP: 0.143, SLG: 0.100 (1, 2)		FC6				6-3			F9	3	0	0	0	0	0	2						
Bryn Smith, R OBP: 0.250, SLG: 0.259 (8, PH) Skeeter Barnes, R Gary Lucas, L (9, 1)				G3					4-3	2	0	0	0	0	1	1						
Inning Stats	R: 1 E: 0 K: 1 S: 6	H: 1 LOB: 0 BB: 1 P: 6	R: 0 E: 0 K: 0 S: 3	H: 0 LOB: 1 BB: 1 P: 7	R: 0 E: 0 K: 0 S: 3	H: 0 LOB: 0 BB: 0 P: 3	R: 0 E: 0 K: 0 S: 2	H: 0 LOB: 0 BB: 0 P: 3	R: 0 E: 0 K: 1 S: 6	H: 1 LOB: 1 BB: 0 P: 6	R: 0 E: 0 K: 0 S: 3	H: 0 LOB: 0 BB: 0 P: 3	R: 0 E: 0 K: 0 S: 3	H: 1 LOB: 0 BB: 0 P: 3	R: 0 E: 0 K: 0 S: 3	H: 0 LOB: 0 BB: 0 P: 3	R: 0 E: 0 K: 1 S: 5	H: 0 LOB: 0 BB: 0 P: 5	1B: 2 2B: 0 3B: 1 HR: 0	SF: 1 SAC: 0 DP: 2 HBP: 1	WP: 0 PB: 0 SB: 0 CS: 0	PA: 30
PITCHER	IP	WLS	BF	H	R	ER	SO	BB	IBB	HBP	BLK	WP	HR	S	P	ERA	WHIP					
Larry McWilliams, L ERA: 4.01 (1, 1)	9.0	W	30	3	1	1	3	1	0	1	0	0	0	34	39	1.00	0.444					

Pittsburgh Pirates @ Montreal Expos
Olympic Stadium, Montreal, QB
Tue Jun 18 1985, 7:05 PM EDT
Att: 24,318 - Unknown

AB 27
R 1
H 3
RBI 1
BB 1
SO 3
LOB 9



Batter	1	2	3	4	5	6	7	8	9	AB	R	H	RBI	BB	SO	LOB	TOP								
Bill Almon, R OBP: 0.338, SLG: 0.425 (1, 7)										5	0	2	0	0	1	6									
Jim Morrison, R OBP: 0.311, SLG: 0.330 (1, 5)										4	0	0	0	0	1	6									
Bill Madlock, R OBP: 0.300, SLG: 0.346 (1, 3)										3	0	0	0	0	1	1									
George Hendrick, R OBP: 0.291, SLG: 0.330 (1, 9)										4	0	0	0	0	1	4									
Tony Peña, R OBP: 0.296, SLG: 0.362 (1, 2)										4	0	2	0	0	0	0									
Johnny Ray, S OBP: 0.302, SLG: 0.366 (1, 4)										4	0	0	0	0	0	2									
Marvell Wynne, L OBP: 0.266, SLG: 0.323 (1, 8)										4	1	2	0	0	1	2									
Johnnie LeMaster, R OBP: 0.179, SLG: 0.157 (3, PR)										1	0	1	0	0	0	0									
Sixto Lezcano, R OBP: 0.380, SLG: 0.314 (3, 7)										0	1	0	1	0	0	0									
Joe Orsulak, L OBP: 0.322, SLG: 0.345 (6, PH)										2	0	0	0	0	0	2									
Rick Rhoden, R OBP: 0.250, SLG: 0.258 (1, 1)										2	0	2	1	0	0	0									
Al Holland, R OBP: 0.750, SLG: 1.333 (8, 1)										1	0	1	0	0	0	0									
Inning Stats	R: 0 E: 0 K: 1 S: 6	H: 1 LOB: 1 BB: 0 P: 6	R: 0 E: 0 K: 0 S: 3	H: 1 LOB: 0 BB: 0 P: 3	R: 0 E: 0 K: 1 S: 6	H: 1 LOB: 2 BB: 0 P: 6	R: 0 E: 0 K: 0 S: 3	H: 0 LOB: 0 BB: 0 P: 3	R: 2 E: 1 K: 1 S: 9	H: 3 LOB: 3 BB: 0 P: 10	R: 0 E: 0 K: 1 S: 6	H: 1 LOB: 1 BB: 0 P: 6	R: 0 E: 0 K: 0 S: 3	H: 1 LOB: 0 BB: 0 P: 3	R: 0 E: 0 K: 1 S: 5	H: 0 LOB: 0 BB: 0 P: 5	R: 0 E: 0 K: 0 S: 5	H: 2 LOB: 2 BB: 0 P: 5	R: 0 E: 0 K: 0 S: 5	H: 2 LOB: 2 BB: 0 P: 5	1B: 9 2B: 2 3B: 0 HR: 0	SF: 1 SAC: 1 DP: 3 HBP: 1	WP: 0 PB: 0 SB: 1 CS: 0	PA: 37	
PITCHER	IP	WLS	BF	H	R	ER	SO	BB	IBB	HBP	BLK	WP	HR	S	P	ERA	WHIP								
Dan Schatzeder, L ERA: 3.96	4.1	L	17	4	2	1	2	0	0	0	0	0	0	21	21	2.08	0.923								
Tim Burke, R ERA: 1.96	0.2		5	2	0	0	1	0	0	1	0	0	0	6	7	0.00	3.000								
Randy St. Claire, R ERA: 2.94	2.0		7	2	0	0	1	0	0	0	0	0	0	9	9	0.00	1.000								
Gary Lucas, L ERA: 2.35	2.0		8	2	0	0	1	0	0	0	0	0	0	10	10	0.00	1.000								

Pittsburgh Pirates @ Montreal Expos
Olympic Stadium, Montreal, QB
Thu Jun 20 1985, 7:05 PM EDT
Att: 15,157 - Unknown

AB	34
R	2
H	10
RBI	2
BB	0
SO	5
LOB	23



Batter	1	2	3	4	5	6	7	8	9	AB	R	H	RBI	BB	SO	LOB	BOTTOM								
Tim Raines, S OBP: 0.367, SLG: 0.410 (1, 7)										4	0	1	0	0	0	1									
Vance Law, R OBP: 0.345, SLG: 0.361 (1, 4)										4	1	1	0	0	2	2									
Terry Francona, L OBP: 0.300, SLG: 0.320 (1, 9)										3	0	0	0	1	1	1									
Dan Driessen, L OBP: 0.321, SLG: 0.391 (9, PR)										4	0	1	0	0	1	1									
Al Newman, S										0	0	0	0	0	0	0									
Hubie Brooks, R OBP: 0.311, SLG: 0.388 (1, 6)										4	0	0	0	0	2	2									
Tim Wallach, R OBP: 0.324, SLG: 0.429 (1, 5)										3	0	0	0	1	0	1									
Miguel Dilone, S OBP: 0.242, SLG: 0.230 (1, 8)										3	0	1	0	0	0	0									
Mike Fitzgerald, R OBP: 0.293, SLG: 0.205 (6, 1)										2	0	0	0	0	1	0									
Randy St. Claire, R OBP: 1.000, SLG: 1.000 (7, PH)										0	0	0	0	0	0	0									
Andre Dawson, R OBP: 0.394, SLG: 0.456 (8, 1)										1	0	0	0	0	0	2									
Gary Lucas, L										0	0	0	0	0	0	0									
Dan Schatzeder, L OBP: 0.222, SLG: 0.412 (5, 1)										1	0	0	0	0	0	0									
Tim Burke, R OBP: 0.333, SLG: 0.333										0	0	0	0	0	0	0									
Steve Nicosia, R OBP: 0.167, SLG: 0.130 (6, 2)										2	0	1	0	0	0	0									
Inning Stats	R: 1 E: 1 K: 1 S: 6	H: 1 LOB: 1 BB: 1 P: 10	R: 0 E: 0 K: 1 S: 5	H: 0 LOB: 0 BB: 0 P: 5	R: 0 E: 0 K: 0 S: 3	H: 0 LOB: 0 BB: 0 P: 3	R: 0 E: 0 K: 1 S: 5	H: 0 LOB: 0 BB: 0 P: 5	R: 0 E: 0 K: 0 S: 3	H: 0 LOB: 0 BB: 0 P: 3	R: 0 E: 0 K: 1 S: 6	H: 1 LOB: 1 BB: 0 P: 6	R: 0 E: 0 K: 1 S: 6	H: 1 LOB: 2 BB: 1 P: 10	R: 0 E: 0 K: 1 S: 5	H: 1 LOB: 1 BB: 0 P: 5	R: 0 E: 0 K: 1 S: 6	H: 1 LOB: 1 BB: 0 P: 6	1B: 4 2B: 1 3B: 0 HR: 0	SF: 0 SAC: 0 DP: 0 HBP: 0	WP: 0 PB: 0 SB: 0 CS: 1	PA: 33			
PITCHER	IP	WLS	BF	H	R	ER	SO	BB	IBB	HBP	BLK	WP	HR	S	P	ERA	WHIP								
Rick Rhoden, R ERA: 4.63	7.0		26	3	1	0	5	2	0	0	0	0	0	34	42	0.00	0.714								
Al Holland, L ERA: 2.62	2.0	S	7	2	0	0	2	0	0	0	0	0	0	11	11	0.00	1.000								

Pittsburgh Pirates @ Montreal Expos
Olympic Stadium, Montreal, QB
Thu Jun 20 1985, 7:05 PM EDT
Att: 15,157 - Unknown

AB	31
R	1
H	5
RBI	0
BB	2
SO	7
LOB	10



Batter	1	2	3	4	5	6	7	8	9	AB	R	H	RBI	BB	SO	LOB	TOP																
Tim Raines, S OBP: 0.361, SLG: 0.403 (1, 7)										4	0	0	0	0	1	0																	
Vance Law, R OBP: 0.348, SLG: 0.364 (1, 4)										4	1	2	0	0	0	0																	
Andre Dawson, R OBP: 0.303, SLG: 0.452 (1, 9)										4	0	1	0	0	2	2																	
Dan Driessen, L OBP: 0.324, SLG: 0.398 (1, 3)										4	1	2	0	0	0	1																	
Hubie Brooks, R OBP: 0.307, SLG: 0.382 (1, 6)										4	0	0	0	0	2	4																	
Tim Wallach, R OBP: 0.331, SLG: 0.436 (1, 5)										3	1	2	2	1	1	0																	
Miguel Dilone, S OBP: 0.243, SLG: 0.262 (1, 8)										4	0	1	1	0	0	2																	
Sal Butera, R OBP: 0.233, SLG: 0.200 (9, PH)										3	0	0	0	0	1	2																	
Steve Nicosta, R OBP: 0.160, SLG: 0.125 (7, PH)										1	0	0	0	0	0	0																	
Mickey Mahler, S OBP: 0.200, SLG: 0.200 (1, 1)										2	0	0	0	0	1	1																	
Randy St. Claire, R OBP: 1.000, SLG: 1.000 (6, 1)										0	0	0	0	0	0	0																	
Al Newman, S (7, PH)										1	0	0	0	0	0	0																	
Gary Lucas, L (7, 1)										0	0	0	0	0	0	0																	
Inning Stats	R: 0 E: 0 K: 1 S: 7	H: 2 LOB: 2 BB: 0 P: 7	R: 0 E: 0 K: 1 S: 5	H: 0 LOB: 1 BB: 1 P: 9	R: 0 E: 0 K: 0 S: 4	H: 1 LOB: 1 BB: 0 P: 4	R: 0 E: 0 K: 0 S: 3	H: 1 LOB: 0 BB: 0 P: 3	R: 0 E: 0 K: 2 S: 7	H: 0 LOB: 0 BB: 0 P: 7	R: 3 E: 0 K: 1 S: 9	H: 4 LOB: 1 BB: 0 P: 9	R: 0 E: 0 K: 0 S: 3	H: 0 LOB: 0 BB: 0 P: 3	R: 0 E: 0 K: 1 S: 5	H: 0 LOB: 0 BB: 0 P: 5	1B: 5 2B: 2 3B: 1 HR: 0	SF: 0 SAC: 0 DP: 0 HBP: 0	WP: 1 PB: 0 CS: 1	PA: 36													
PITCHER	IP WLS BF H R ER SO BB IBB HBP BLK WP HR S P ERA WHIP																																
Rick Aguilera, R ERA: 4.76 (1, 1)	5.0	19	4	0	0	4	1	0	0	0	0	1	0	26	30	0.00	1.000																
Tom Gorman, L ERA: 5.2 (6, 1)	0.2	5	3	3	3	1	0	0	0	0	0	0	0	7	7	40.50	4.500																
Terry Leach, R ERA: (6, 1)	0.1	2	1	0	0	0	0	0	0	0	0	0	0	2	2	0.00	3.000																
Doug Sisk, R ERA: 7.09 (7, 1)	3.0	W 9	0	0	0	3	0	0	0	0	0	0	0	15	15	0.00	0.000																

Montreal Expos @ New York Mets
Shea Stadium, Flushing, NY
Fri Jun 21 1985, 7:05 PM EDT
Att: 38,554 - Unknown

AB	34
R	3
H	8
RBI	3
BB	1
SO	8
LOB	12



Batter	1	2	3	4	5	6	7	8	9	AB	R	H	RBI	BB	SO	LOB	BOTTOM												
Mookie Wilson, S OBP: 0.308, SLG: 0.380 (1, 8)										5	1	3	4	0	0	0													
Kevin Chapman, R OBP: 0.250, SLG: 0.215 (1, 4)										5	0	2	0	0	1	4													
Keith Hernandez, L OBP: 0.369, SLG: 0.382 (1, 3)										4	0	0	0	0	1	2													
Gary Carter, R OBP: 0.370, SLG: 0.433 (1, 2)										2	0	0	0	2	0	1													
George Foster, R OBP: 0.276, SLG: 0.420 (1, 7)										2	2	0	0	2	0	3													
John Christensen, R OBP: 0.340, SLG: 0.381 (1, 9)										3	2	2	0	1	0	0													
Ray Knight, R OBP: 0.210, SLG: 0.283 (1, 5)										3	1	1	0	1	2	3													
Rafael Santana, R OBP: 0.288, SLG: 0.302 (1, 6)										3	0	2	1	1	0	0													
Rick Aguilera, R OBP: 0.500, SLG: 0.333 (5, PH)										1	0	0	0	0	1	0													
Rusty Staub, L OBP: 0.280, SLG: 0.318 (6, 1)										1	0	0	0	0	0	0													
Tom Gottshall, L (6, 1)										0	0	0	0	0	0	0													
Terry Leach, R (6, 1)										0	0	0	0	0	0	0													
Wally Backman, S OBP: 0.310, SLG: 0.300 (6, PH)										1	0	0	0	0	0	2													
Doug Sisk, R (7, 1)										1	0	0	0	0	1	2													
Inning Stats	R: 0 E: 0 K: 2 S: 7	H: 0 LOB: 0 BB: 0 P: 7	R: 0 E: 0 K: 1 S: 4	H: 0 LOB: 1 BB: 2 P: 12	R: 0 E: 0 K: 1 S: 5	H: 0 LOB: 0 BB: 0 P: 5	R: 0 E: 0 K: 0 S: 3	H: 1 LOB: 0 BB: 0 P: 3	R: 2 E: 0 K: 2 S: 9	H: 2 LOB: 2 BB: 2 P: 17	R: 2 E: 0 K: 0 S: 5	H: 2 LOB: 2 BB: 2 P: 13	R: 1 E: 0 K: 0 S: 4	H: 2 LOB: 1 BB: 1 P: 8	R: 1 E: 0 K: 1 S: 8	H: 3 LOB: 2 BB: 0 P: 8	1B: 6 2B: 3 3B: 0 HR: 1	SF: 0 SAC: 0 DP: 3 HBP: 0	WP: 2 PB: 0 CS: 0	PA: 38									
PITCHER	IP WLS BF H R ER SO BB IBB HBP BLK WP HR S P ERA WHIP																												
Mickey Mahler, L ERA: 2.17 (1, 1)	5.2	L 25	4	4	4	6	5	1	0	31	55	6.35	1.588																
Randy St. Claire, R ERA: 2.77 (6, 1)	0.1	2	1	0	0	0	0	0	0	2	2	0.00	3.000																
Gary Lucas, L ERA: 3.12 (7, 1)	2.0	11	5	2	2	1	0	1	0	12	16	9.00	2.500																

Montreal Expos @ New York Mets
Shea Stadium, Flushing, NY
Fri Jun 21 1985, 7:05 PM EDT
Att: 38,554 - Unknown

AB	31
R	6
H	10
RBI	5
BB	7
SO	7
LOB	20



Batter	1	2	3	4	5	6	7	8	9	10	AB	R	H	RBI	BB	SO	LOB	TOP			
Tim Raines, S OBP: 0.357, SLG: 0.397 (1, 7)	K		F9		F9			F9	F9	4-3	6	0	1	0	0	1	6				
Vance Law, R OBP: 0.345, SLG: 0.356 (1, 4)	4-3		5-3		FC5-4			1B	FC5-2		4	1	0	0	1	0	4				
Andre Dawson, R OBP: 0.297, SLG: 0.442 (1, 9) (10, 8)	F8		K		5-3			K	K		5	0	0	0	0	3	5				
Dan Driessen, L OBP: 0.330, SLG: 0.405 (1, 3)					F5			E9			4	2	2	0	1	1	0				
Hubie Brooks, R OBP: 0.318, SLG: 0.382 (1, 6)					F9			K			5	0	2	0	0	1	2				
Tim Wallach, R OBP: 0.336, SLG: 0.445 (1, 5)					WP			K			4	1	2	0	1	0	3				
Miguel Dilone, S OBP: 0.247, SLG: 0.254 (9, PH)					G3						2	0	0	1	1	0	2				
Skeeter Barnes, R OBP: 0.333, SLG: 0.333 (9, 8)											1	0	1	0	0	0	0				
Mitch Webster, S (9, 8)											0	0	0	0	0	0	0				
Terry Francona, L OBP: 0.296, SLG: 0.316 (10, 9)											1	0	0	1	0	0	1				
Steve Nicosia, R OBP: 0.233, SLG: 0.214 (1, 2)											4	0	2	1	1	0	3				
David Palmer, R OBP: 0.120, SLG: 0.160 (7, 1)											3	1	0	0	0	1	3				
Jeff Reardon, R OBP: 0.250, SLG: 0.250 (7, 1)											0	0	0	0	0	0	0				
Tim Burke, R OBP: 0.333, SLG: 0.333 (9, PH)											0	0	0	0	0	0	0				
Jim Wohlford, R OBP: 0.287, SLG: 0.280 (8, 1)											0	0	0	0	1	0	0				
Randy St. Claire, R OBP: 1.000, SLG: 1.000 (8, 1)											0	0	0	0	1	0	0				
Inning Stats	R: 0 E: 0 K: 1 S: 5	H: 0 LOB: 0 BB: 0 P: 5	R: 1 E: 0 K: 1 S: 6	H: 1 LOB: 2 BB: 2 P: 14	R: 0 E: 0 K: 1 S: 5	H: 0 LOB: 0 BB: 0 P: 5	R: 0 E: 0 K: 0 S: 4	H: 1 LOB: 1 BB: 0 P: 4	R: 1 E: 1 K: 0 S: 5	H: 2 LOB: 1 BB: 0 P: 5	R: 0 E: 0 K: 1 S: 5	H: 0 LOB: 0 BB: 1 P: 6	R: 1 E: 1 K: 2 S: 8	H: 1 LOB: 1 BB: 1 P: 12	R: 1 E: 0 K: 1 S: 8	H: 3 LOB: 3 BB: 1 P: 12	R: 1 E: 1 K: 0 S: 5	H: 1 LOB: 3 BB: 2 P: 13	1B: 6 2B: 4 3B: 0 HR: 0	SF: 0 SAC: 0 DP: 1 HBP: 0	WP: 1 PA: 46
PITCHER	IP 7.0	WLS 27	BF 5	H 2	R 1	ER 1	SO 4	BB 3	IBB 0	HBP 0	BLK 0	WP 1	HR 0	S 32	P 44	ERA 1.29	WHIP 1.143				
Ron Darling, R ERA: 2.2																					
Jesse Orosco, L ERA: 2.88																					
Roger McDowell, R ERA: 2.74																					

Montreal Expos @ New York Mets
Shea Stadium, Flushing, NY
Sat Jun 22 1985, 7:05 PM EDT
Att: 51,513 - Unknown


AB	39
R	5
H	10
RBI	3
BB	7
SO	7
LOB	29



Batter	1	2	3	4	5	6	7	8	9	10	AB	R	H	RBI	BB	SO	LOB	BOTTOM					
Wally Backman, S OBP: 0.315, SLG: 0.299 (1, 4)	K				G3			SH5-4		F9	4	1	1	0	1	1	1						
Lenny Dykstra, L OBP: 0.333, SLG: 0.450 (7, PH)	K2-3							F5		L6	3	0	1	0	0	2	0						
Mookie Wilson, S OBP: 0.307, SLG: 0.379 (9, 1)											1	1	1	3	0	0	0						
Roger McDowell, R OBP: 0.200, SLG: 0.111 (10, PH)											1	0	0	0	0	0	0						
Ray Knight, R OBP: 0.208, SLG: 0.281 (1, 3)	6-3										1	0	0	0	0	1							
Keith Hernandez, L OBP: 0.374, SLG: 0.382 (1, 3)											3	1	1	0	2	1	2						
Gary Carter, R OBP: 0.371, SLG: 0.429 (1, 2)											4	0	1	0	1	0	4						
Danny Heep, L OBP: 0.335, SLG: 0.438 (8, 7)											5	0	1	1	0	1	2						
George Foster, R OBP: 0.288, SLG: 0.418 (8, 1)											1	0	0	0	2	0	1						
Jesse Orosco, R OBP: 0.500, SLG: 0.500 (9, 8)											0	0	0	0	0	0	0						
John Christensen, R OBP: 0.337, SLG: 0.376 (1, 5)											1	0	0	0	0	0	0						
Howard Johnson, S OBP: 0.253, SLG: 0.232 (1, 5)											5	0	0	0	0	3	7						
Rafael Santana, R OBP: 0.291, SLG: 0.304 (1, 6)											5	1	2	0	0	0	3						
Ron Darling, R OBP: 0.158, SLG: 0.211 (7, PH)											2	0	0	0	0	0	0						
Clint Hurdle, L OBP: 0.385, SLG: 0.419 (8, 9)											1	0	0	0	2	0	1						
Kelvin Chapman, R OBP: 0.250, SLG: 0.215 (10, PR)											0	0	0	0	0	0	0						
Inning Stats	R: 0 E: 0 K: 2 S: 7	H: 0 LOB: 0 BB: 0 P: 7	R: 0 E: 0 K: 0 S: 3	H: 0 LOB: 1 BB: 1 P: 7	R: 0 E: 0 K: 1 S: 6	H: 1 LOB: 2 BB: 1 P: 10	R: 0 E: 1 K: 1 S: 5	H: 0 LOB: 2 BB: 2 P: 13	R: 0 E: 0 K: 1 S: 5	H: 0 LOB: 0 BB: 0 P: 5	R: 0 E: 0 K: 1 S: 6	H: 1 LOB: 1 BB: 0 P: 6	R: 4 E: 0 K: 1 S: 10	H: 5 LOB: 3 BB: 1 P: 15	R: 0 E: 0 K: 0 S: 4	H: 1 LOB: 3 BB: 2 P: 12	R: 0 E: 0 K: 1 S: 5	H: 0 LOB: 0 BB: 0 P: 5	R: 0 E: 0 K: 0 S: 3	H: 0 LOB: 1 BB: 1 P: 7	1B: 7 2B: 0 3B: 0 HR: 1	SF: 0 SAC: 1 DP: 1 HBP: 1	WP: 0 PA: 47
PITCHER	IP 6.2	WLS 3	BF 27	H 3	R 1	ER 1	SO 6	BB 4	IBB 0	HBP 0	BLK 0	WP 0	HR 0	S 35	P 51	ERA 1.35	WHIP 1.050						
David Palmer, R ERA: 2.68																							
Jeff Reardon, R ERA: 2.01																							
Tim Burke, R ERA: 1.91																							
Randy St. Claire, R ERA: 2.4																							

Montreal Expos @ New York Mets
Shea Stadium, Flushing, NY
Sat Jun 22 1985, 7:05 PM EDT
Att: 51,513 - Unknown

AB	37
R	4
H	8
RBI	4
BB	8
SO	8
LOB	24



Batter	1	2	3	4	5	6	7	8	9	AB R H RBI BB SO LOB	TOP									
Tim Raines, S (1,7) OBP: 0.358, SLG: 0.406	6-3		SF4 3B		HR 1B		K		FC6-4	5 2 2 2 0 1 1	Montreal Expos @ New York Mets Shea Stadium, Flushing, NY Sun Jun 23 1985, 3:33 AM EDT Att: 44,506 - Unknown									
Vance Law, R (1,4) OBP: 0.343, SLG: 0.371	6-3		SF4		HR		F4			3 1 1 3 0 0 0										
Andre Dawson, R (1,9) OBP: 0.292, SLG: 0.434	F8		E6 FC4		5-3		6-3			4 0 0 0 0 0 0										
Dan Driessen, L (1,3)		5-3 1B	FC4		F8			F7		4 0 1 0 0 0 1										
Hubie Brooks, R (1,6) OBP: 0.304, SLG: 0.376		F3	F5			K		F8		4 0 0 0 0 1 2										
Tim Lincecum, R (1,5) OBP: 0.335, SLG: 0.444	5-3				F8		1B			1 0 0 0 0 0 1										
Skeeter Barnes, R (2,5) OBP: 0.333, SLG: 0.333						1B		1-3		3 0 1 0 0 0 0										
Miguel Dilone, S (1,8) OBP: 0.247, SLG: 0.243	F4				F8				6-3	3 0 0 0 1 0 2										
Steve Nicosia, R (1,2) OBP: 0.265, SLG: 0.226			E FC1 3B BB		F5				1-3	3 1 1 0 1 0 1										
Bryn Smith, R (1,1) OBP: 0.250, SLG: 0.258			FC1 3B		CS		6-3		K FC6-4 1B	4 1 1 0 0 1 3										
Inning Stats	R: 0 E: 0 K: 0 S: 3	H: 0 LOB: 0 BB: 0 P: 3	R: 0 E: 0 K: 0 S: 4	H: 1 LOB: 1 BB: 0 P: 4	R: 3 E: 2 K: 0 S: 6	H: 1 LOB: 1 BB: 1 P: 10	R: 0 E: 0 K: 0 S: 2	H: 0 LOB: 0 BB: 1 P: 6	R: 2 E: 0 K: 0 S: 5	H: 2 LOB: 0 BB: 0 P: 5	R: 0 E: 0 K: 1 S: 5	H: 0 LOB: 0 BB: 0 P: 5	R: 0 E: 0 K: 0 S: 3	H: 0 LOB: 0 BB: 0 P: 3	R: 0 E: 0 K: 0 S: 4	H: 1 LOB: 1 BB: 0 P: 4	1B: 5 2B: 0 3B: 1 HR: 1	SF: 1 SAC: 0 DP: 0 HBP: 0	WP: 0 PB: 0 SB: 0 CS: 1	PA: 38
PITCHER	IP WLS BF H R ER SO BB IBB HBP BLK WP HR S P ERA WHIP																			
Ed Lynch, R (1,1) ERA: 2.87	5.0 L 22 4 5 4 0 2 0 0 0 0 0 1 20 28 7.20 1.200																			
Terry Leach, R (6,1) ERA:	3.0 11 2 0 0 3 0 0 0 0 0 0 0 17 17 0.00 0.667																			
Tom Gorman, L (9,1) ERA: 5.02	1.0 4 1 0 0 0 0 0 0 0 0 0 0 4 4 0.00 1.000																			

Batter	1	2	3	4	5	6	7	8	9	AB R H RBI BB SO LOB	BOTTOM											
Wally Backman, S (1,4) OBP: 0.308, SLG: 0.292	4-3		FC6-4 1B		5-3			G3		4 0 0 0 0 0 3	Montreal Expos @ New York Mets Shea Stadium, Flushing, NY Sun Jun 23 1985, 3:33 AM EDT Att: 44,506 - Unknown											
Lenny Dykstra, L (1,8) OBP: 0.320, SLG: 0.417	4-3					F6		1-3		4 0 1 1 0 0 1												
Keith Hernandez, L (1,3) OBP: 0.368, SLG: 0.375	F9		F9			1-3		F5		4 0 0 0 0 0 3												
Gary Carter, R (1,2) OBP: 0.369, SLG: 0.426		G6-4-3 1B			F8		4-3		F3	4 0 1 0 0 0 0												
Danny Heep, L (1,7) OBP: 0.339, SLG: 0.440		G6-4-3					F9		G6-4-3 1B	4 0 2 0 0 0 1												
John Christensen, R (1,9) OBP: 0.324, SLG: 0.360	K				5-3		F4		G6-4-3	4 0 0 0 0 1 2												
Howard Johnson, S (1,5) OBP: 0.261, SLG: 0.241			FC3-5 1B		K					3 0 2 0 0 1 1												
Rafael Santana, R (1,6) OBP: 0.291, SLG: 0.305			FC6-4 FC3-5 1B				6-3			3 1 1 0 0 0 1												
Ed Lynch, R (1,1) OBP: 0.185, SLG: 0.083			FC3-5				G3		E6	1 0 0 0 0 0 2												
Clint Hurdle, L (5,PH) OBP: 0.375, SLG: 0.406										1 0 0 0 0 0 0												
Terry Leach, R (6,1) ERA:										0 0 0 0 0 0 0												
Kelvin Chapman, R (8,PH) OBP: 0.248, SLG: 0.213										1 0 0 0 0 0 0												
Tom Gorman, L (9,1) ERA: 5.02										0 0 0 0 0 0 0												
Inning Stats	R: 0 E: 0 K: 0 S: 3	H: 0 LOB: 0 BB: 0 P: 3	R: 0 E: 0 K: 1 S: 5	H: 1 LOB: 0 BB: 0 P: 5	R: 1 E: 0 K: 0 S: 6	H: 3 LOB: 2 BB: 0 P: 6	R: 0 E: 0 K: 1 S: 6	H: 1 LOB: 1 BB: 0 P: 6	R: 0 E: 0 K: 0 S: 3	H: 0 LOB: 0 BB: 0 P: 3	R: 0 E: 0 K: 0 S: 3	H: 0 LOB: 0 BB: 0 P: 3	R: 0 E: 0 K: 0 S: 4	H: 1 LOB: 1 BB: 0 P: 4	R: 0 E: 1 K: 0 S: 4	H: 0 LOB: 1 BB: 0 P: 4	R: 0 E: 0 K: 0 S: 3	H: 1 LOB: 0 BB: 0 P: 3	1B: 7 2B: 0 3B: 0 HR: 0	SF: 0 SAC: 0 DP: 2 HBP: 0	WP: 0 PB: 0 SB: 0 CS: 0	PA: 33
PITCHER	IP WLS BF H R ER SO BB IBB HBP BLK WP HR S P ERA WHIP																					
Bryn Smith, R (1,1) ERA: 3.11	9.0 W 33 7 1 1 2 0 0 0 0 0 0 0 37 37 1.00 0.778																					

Batter	1	2	3	4	5	6	7	8	9	AB	R	H	RBI	BB	SO	LOB	TOP					
Tim Raines, S OBP: 0.358, SLG: 0.418 (1, 7)										5	1	2	1	0	0	1	Montreal Expos @ Pittsburgh Pirates Three Rivers Stadium, Pittsburgh, PA Tue Jun 25 1985, 7:05 PM EDT Att: 6,874 - Unknown livebaseballscorecards.com					
U L Washington, S OBP: 0.371, SLG: 0.435 (1, 4)										4	1	2	0	1	2	1						
Vance Law, R OBP: 0.340, SLG: 0.367 (1, 5)										5	0	1	1	0	1	3						
Dan Driessen, L OBP: 0.328, SLG: 0.399 (1, 3)										4	0	1	1	0	0	3						
Hubie Brooks, R OBP: 0.307, SLG: 0.382 (1, 6)										4	0	2	0	0	1	0						
Terry Francona, L OBP: 0.259, SLG: 0.316 (7, PH)										3	0	1	0	0	0	1						
Jim Wohlford, R OBP: 0.254, SLG: 0.256 (7, 1)										1	0	0	0	0	1	2						
Randy St. Claire, R OBP: 1.000, SLG: 1.000 (7, 1)										0	0	0	0	0	0	0						
Jeff Reardon, R OBP: 0.250, SLG: 0.250 (7, 1)										0	0	0	0	0	0	0						
Mitch Webster, S OBP: 0.200, SLG: 0.400 (7, 9)										4	0	1	0	0	0	2						
Steve Nicosia, R OBP: 0.263, SLG: 0.206 (1, 2)										3	1	0	0	1	0	2						
Joe Hesketh, R OBP: 0.192, SLG: 0.160 (6, 1)										1	0	0	0	0	1	0						
Tim Burke, R OBP: 0.333, SLG: 0.333 (7, PH)										0	0	0	0	0	0	0						
Skeeter Barnes, R OBP: 0.286, SLG: 0.286 (7, 8)										1	0	0	0	0	0	0						
Miguel Dilone, S OBP: 0.244, SLG: 0.239 (7, 8)										1	0	0	0	0	0	0						
Inning Stats	R: 0 E: 0 K: 1 S: 6	H: 1 LOB: 1 BB: 0 P: 6	R: 0 E: 0 K: 1 S: 6	H: 1 LOB: 1 BB: 0 P: 6	R: 0 E: 0 K: 2 S: 8	H: 1 LOB: 1 BB: 0 P: 8	R: 0 E: 1 K: 0 S: 4	H: 0 LOB: 1 BB: 0 P: 4	R: 1 E: 0 K: 0 S: 5	H: 2 LOB: 2 BB: 1 P: 9	R: 0 E: 0 K: 0 S: 4	H: 2 LOB: 1 BB: 0 P: 4	R: 2 E: 0 K: 1 S: 8	H: 3 LOB: 2 BB: 1 P: 12	R: 0 E: 0 K: 0 S: 3	H: 0 LOB: 0 BB: 0 P: 3	R: 0 E: 0 K: 1 S: 5	H: 0 LOB: 0 BB: 0 P: 5	1B: 7 2B: 2 3B: 0 HR: 1	SF: 0 SAC: 1 DP: 0 HBP: 0	WP: 0 PB: 0 SB: 1 CS: 1	PA: 39
PITCHER	IP WLS BF H R ER SO BB IBB HBP BLK WP HR S P ERA WHIP																					
Rick Rhoden, R ERA: 4.44 (7, 1)	6.0	26	7	1	1	4	1	0	0	0	0	0	0	1	5	9	1.50	1.333				
Al Holland, L ERA: 3.33 (7, 1)	0.2	L	6	3	2	2	0	0	0	0	0	1	5	9	27.00	6.000						
Don Robinson, R ERA: 2.64 (9, 1)	1.1	4	0	0	0	1	0	0	0	0	0	0	6	6	0.00	0.000						
John Candelaria, L ERA: 4.09 (9, 1)	1.0	3	0	0	0	1	0	0	0	0	0	0	5	5	0.00	0.000						

Batter	1	2	3	4	5	6	7	8	9	AB	R	H	RBI	BB	SO	LOB	BOTTOM					
Bill Almon, R OBP: 0.331, SLG: 0.400 (7, 7)										3	0	0	0	0	2	1	Montreal Expos @ Pittsburgh Pirates Three Rivers Stadium, Pittsburgh, PA Tue Jun 25 1985, 7:05 PM EDT Att: 6,874 - Unknown livebaseballscorecards.com					
Johnny Ray, S OBP: 0.297, SLG: 0.357 (1, 4)										4	0	0	0	0	0	3						
Bill Madlock, R OBP: 0.310, SLG: 0.359 (7, 1)										1	0	0	0	2	1	0						
Al Holland, R OBP: 0.750, SLG: 1.333 (7, 1)										0	0	0	0	0	0	0						
Lee Mazzilli, S OBP: 0.466, SLG: 0.409 (9, 1)										1	0	0	0	0	0	0						
George Hendrick, R OBP: 0.298, SLG: 0.332 (1, 9)										4	0	1	1	0	0	1						
Jason Thompson, L OBP: 0.338, SLG: 0.435 (1, 3)										3	0	0	0	1	0	0						
Tony Peña, R OBP: 0.294, SLG: 0.356 (1, 2)										4	0	0	0	0	0	3						
Marvell Wynne, L OBP: 0.255, SLG: 0.299 (1, 8)										4	0	0	0	0	1	0						
Sam Khalifa, R OBP: 0.750, SLG: 0.750 (1, 6)										4	1	3	0	0	0	0						
Rick Rhoden, R OBP: 0.242, SLG: 0.250 (6, PH)										1	0	0	0	0	0	0						
Jim Morrison, R OBP: 0.309, SLG: 0.337 (7, 5)										3	1	1	1	0	1	2						
Inning Stats	R: 0 E: 0 K: 0 S: 3	H: 0 LOB: 1 BB: 1 P: 7	R: 0 E: 0 K: 0 S: 3	H: 0 LOB: 0 BB: 0 P: 3	R: 0 E: 0 K: 1 S: 5	H: 0 LOB: 0 BB: 0 P: 5	R: 0 E: 0 K: 1 S: 5	H: 0 LOB: 0 BB: 0 P: 5	R: 0 E: 0 K: 0 S: 3	H: 0 LOB: 0 BB: 0 P: 3	R: 2 E: 0 K: 1 S: 8	H: 3 LOB: 2 BB: 2 P: 16	R: 0 E: 0 K: 1 S: 7	H: 2 LOB: 2 BB: 0 P: 7	R: 0 E: 0 K: 0 S: 3	H: 0 LOB: 0 BB: 0 P: 3	R: 0 E: 0 K: 1 S: 6	H: 1 LOB: 1 BB: 0 P: 6	1B: 5 2B: 1 3B: 0 HR: 0	SF: 0 SAC: 0 DP: 0 HBP: 0	WP: 0 PB: 0 SB: 0 CS: 0	PA: 36
PITCHER	IP WLS BF H R ER SO BB IBB HBP BLK WP HR S P ERA WHIP																					
Joe Hesketh, L ERA: 2.19 (6, 1)	5.2	23	3	2	0	3	3	0	0	0	0	0	26	38	0.00	1.059						
Tim Burke, R ERA: 1.88 (7, 1)	0.1	W	1	0	0	0	0	0	0	0	0	1	1	0.00	0.000							
Randy St. Claire, R ERA: 2.3 (7, 1)	0.2	4	2	0	0	1	0	0	0	0	0	6	6	0.00	3.000							
Jeff Reardon, R ERA: 1.91 (7, 1)	2.1	S	8	1	0	0	1	0	0	0	0	10	10	0.00	0.429							

Batter	1	2	3	4	5	6	7	8	9	AB	R	H	RBI	BB	SO	LOB	TOP
Tim Raines, S (1,7) <small>OBP: 0.360, SLG: 0.419</small> Skeeter Barnes, R (7,5) <small>OBP: 0.250, SLG: 0.250</small>										4	1	2	0	0	0	0	
U L Washington, S (1,4) <small>OBP: 0.367, SLG: 0.446</small>										4	0	1	0	0	0	3	
Vance Law, R (1,5) <small>OBP: 0.343, SLG: 0.363</small>										2	1	0	0	2	1	1	
Dan Driessen, L (1,3) <small>OBP: 0.326, SLG: 0.396</small> Jim Wohlford, R (7,9) <small>OBP: 0.294, SLG: 0.256</small>										4	0	1	0	0	0	4	
Hubie Brooks, R (1,6) <small>OBP: 0.307, SLG: 0.385</small> Mitch Webster, S (7,7) <small>OBP: 0.167, SLG: 0.333</small>										3	0	1	2	0	0	0	
Terry Francona, L (1,9) <small>OBP: 0.295, SLG: 0.325</small>										4	0	1	0	0	2		
Miguel Dilone, S (1,8) <small>OBP: 0.256, SLG: 0.253</small>										4	0	2	0	0	1	0	
Steve Nicosia, R (1,2) <small>OBP: 0.256, SLG: 0.200</small> Randy St. Claire, R (2,1) <small>OBP: 0.500, SLG: 0.333</small> Gary Lucas, L (6,1) <small>OBP: 0.227, SLG: 0.195</small> Sal Butera, R (8,1) <small>OBP: 0.227, SLG: 0.195</small>										1	0	0	0	0	1	2	
Jack O'Connor, L (1,1) Mike Fitzgerald, R (2,2) <small>OBP: 0.292, SLG: 0.206</small>										0	0	0	0	0	0	0	
Inning Stats	R: 0 H: 0 E: 0 LOB: 0 K: 0 BB: 0 S: 3 P: 3	R: 0 H: 2 E: 0 LOB: 2 K: 1 BB: 0 S: 7 P: 7	R: 2 H: 3 E: 0 LOB: 2 K: 2 BB: 1 S: 6 P: 10	R: 0 H: 0 E: 0 LOB: 0 K: 2 BB: 0 S: 7 P: 7	R: 0 H: 1 E: 0 LOB: 1 K: 1 BB: 0 S: 6 P: 6	R: 0 H: 1 E: 0 LOB: 1 K: 1 BB: 0 S: 6 P: 6	R: 0 H: 2 E: 0 LOB: 2 K: 0 BB: 1 S: 4 P: 8	R: 0 H: 0 E: 0 LOB: 0 K: 1 BB: 0 S: 5 P: 5	R: 0 H: 0 E: 0 LOB: 0 K: 1 BB: 0 S: 5 P: 5	1B: 6 SF: 0 2B: 2 SAC: 0 3B: 1 DP: 1 HR: 0 HBP: 0	WP: 0 PA: 37 SB: 0 CS: 0						
PITCHER Rick Reuschel, R (1,1) <small>ERA: 2.3</small>	IP: 9.0 WLS: W BF: 37 H: 9 R: 2 ER: 2 SO: 7 BB: 2 IBB: 0 HBP: 0 BLK: 0 WP: 0 HR: 0 S: 49 P: 57 ERA: 2.00 WHIP: 1.222																

Montreal Expos @ Pittsburgh Pirates
 Three Rivers Stadium, Pittsburgh, PA
 Wed Jun 26 1985, 7:05 PM EDT
 Att: 16,770 - Unknown

AB 35
R 2
H 9
RBI 2
BB 2
SO 7
LOB 13



Batter	1	2	3	4	5	6	7	8	9	AB	R	H	RBI	BB	SO	LOB	BOTTOM
Bill Almon, R (1,7) <small>OBP: 0.339, SLG: 0.419</small>										5	2	3	2	0	0	0	
Johnny Ray, S (1,4) <small>OBP: 0.289, SLG: 0.361</small>										3	1	1	1	1	0	1	
Jim Morrison, R (1,5) <small>OBP: 0.296, SLG: 0.321</small>										5	1	0	0	0	0	4	
George Hendrick, R (1,9) <small>OBP: 0.295, SLG: 0.335</small>										4	1	1	1	0	0	0	
Jason Thompson, L (1,3) <small>OBP: 0.344, SLG: 0.437</small>										4	2	2	2	1	0	0	
Tony Peña, R (1,2) <small>OBP: 0.304, SLG: 0.371</small>										4	1	3	1	1	0	0	
Marvell Wynne, L (1,8) <small>OBP: 0.281, SLG: 0.304</small>										4	0	2	3	0	0	3	
Sam Khalifa, R (1,6) <small>OBP: 0.625, SLG: 0.875</small>										4	2	2	0	0	1	3	
Rick Reuschel, R (1,1) <small>OBP: 0.176, SLG: 0.176</small>										3	1	0	0	0	2	3	
Inning Stats	R: 3 H: 3 E: 1 LOB: 1 K: 0 BB: 1 S: 6 P: 10	R: 6 H: 5 E: 0 LOB: 1 K: 0 BB: 1 S: 9 P: 13	R: 0 H: 0 E: 0 LOB: 1 K: 1 BB: 1 S: 5 P: 9	R: 0 H: 1 E: 0 LOB: 1 K: 0 BB: 0 S: 4 P: 4	R: 1 H: 2 E: 0 LOB: 1 K: 1 BB: 0 S: 7 P: 7	R: 1 H: 3 E: 0 LOB: 2 K: 1 BB: 0 S: 8 P: 8	R: 0 H: 0 E: 0 LOB: 0 K: 0 BB: 0 S: 3 P: 3	R: 0 H: 0 E: 0 LOB: 0 K: 0 BB: 0 S: 3 P: 3	R: 0 H: 0 E: 0 LOB: 0 K: 0 BB: 0 S: 3 P: 3	1B: 6 SF: 2 2B: 8 SAC: 1 3B: 0 DP: 1 HR: 0 HBP: 0	WP: 3 PA: 42 SB: 0 CS: 0						
PITCHER Jack O'Connor, L (1,1) <small>ERA: 15.43</small> Randy St. Claire, R (2,1) <small>ERA: 2.79</small> Gary Lucas, L (6,1) <small>ERA: 2.94</small> Sal Butera, R (8,1) <small>ERA:</small>	IP: 1.2 WLS: L BF: 16 H: 8 R: 9 ER: 8 SO: 2 BB: 2 IBB: 0 HBP: 0 BLK: 0 WP: 1 HR: 0 S: 14 P: 22 ERA: 43.20 WHIP: 6.000																

Montreal Expos @ Pittsburgh Pirates
 Three Rivers Stadium, Pittsburgh, PA
 Wed Jun 26 1985, 7:05 PM EDT
 Att: 16,770 - Unknown

AB 36
R 11
H 14
RBI 10
BB 3
SO 3
LOB 14



Batter	1	2	3	4	5	6	7	8	9	AB	R	H	RBI	BB	SO	LOB	TOP					
Tim Raines, S OBP: 0.362, SLG: 0.432 (1, 7)										4	1	2	2	0	0	1	Montreal Expos @ Pittsburgh Pirates Three Rivers Stadium, Pittsburgh, PA Thu Jun 27 1985, 7:05 PM EDT Att: 9,517 - Unknown					
U L Washington, S OBP: 0.365, SLG: 0.456 Terry Francona, L OBP: 0.289, SLG: 0.318 (1, 4) (4, 3)										2	1	1	0	0	0	0						
Vance Law, R OBP: 0.345, SLG: 0.367 (1, 3) (4, 4)										3	1	1	0	1	1	0						
Hubie Brooks, R OBP: 0.306, SLG: 0.381 (1, 6)										3	0	0	0	1	0	1						
Jim Wohlford, R OBP: 0.264, SLG: 0.256 (1, 9)										4	0	1	1	0	1	0						
Skeeter Barnes, R OBP: 0.167, SLG: 0.167 (1, 5)										4	0	0	0	0	0	2						
Mitch Webster, S OBP: 0.200, SLG: 0.300 (1, 8)										4	0	1	0	0	2	1						
Mike Fitzgerald, R OBP: 0.302, SLG: 0.215 (1, 2)										3	1	2	0	1	1	0						
David Palmer, R OBP: 0.111, SLG: 0.148 Tim Burke, R OBP: 0.333, SLG: 0.333 Tim Wallach, R OBP: 0.333, SLG: 0.442 Jeff Reardon, R OBP: 0.250, SLG: 0.250 (1, 1) (7, 1) (9, PH) (9, 1)										2	0	0	0	0	0	2						
Inning Stats	R: 0 E: 0 K: 1 S: 5	H: 0 LOB: 0 BB: 0 P: 5	R: 0 E: 0 K: 0 S: 3	H: 0 LOB: 0 BB: 0 P: 3	R: 0 E: 0 K: 0 S: 3	H: 1 LOB: 1 BB: 1 P: 7	R: 2 E: 0 K: 0 S: 4	H: 2 LOB: 1 BB: 2 P: 12	R: 2 E: 0 K: 0 S: 6	H: 3 LOB: 1 BB: 0 P: 6	R: 0 E: 0 K: 2 S: 7	H: 0 LOB: 0 BB: 0 P: 7	R: 0 E: 0 K: 1 S: 6	H: 1 LOB: 1 BB: 0 P: 6	R: 0 E: 0 K: 0 S: 3	H: 0 LOB: 0 BB: 0 P: 3		R: 0 E: 0 K: 2 S: 8	H: 1 LOB: 1 BB: 0 P: 8	1B: 5 2B: 2 3B: 0 HR: 1	SF: 0 SAC: 1 DP: 2 HBP: 0	WP: 0 PB: 0 SB: 1 CS: 0
PITCHER	IP WLS BF H R ER SO BB IBB HBP BLK WP HR S P ERA WHIP																					
Larry McWilliams, L ERA: 4.11 Cecilio Cuante, R ERA: 2.11 Jim Winn, R ERA: 3.31 John Candelaria, L ERA: 3.97 (1, 1) (5, 1) (8, 1) (9, 1)	4.2 L 21 6 4 4 1 3 0 0 0 0 0 1 20 32 7.71 1.929																					


AB	32
R	4
H	8
RBI	3
BB	3
SO	6
LOB	9



Batter	1	2	3	4	5	6	7	8	9	AB	R	H	RBI	BB	SO	LOB	BOTTOM			
Marvell Wynne, L OBP: 0.259, SLG: 0.301 (1, 8)										5	0	1	0	0	1	0	Montreal Expos @ Pittsburgh Pirates Three Rivers Stadium, Pittsburgh, PA Thu Jun 27 1985, 7:05 PM EDT Att: 9,517 - Unknown			
Joe Orsulak, L OBP: 0.336, SLG: 0.362 (1, 7)										4	1	4	0	1	0	0				
Johnny Ray, S OBP: 0.287, SLG: 0.358 (1, 4)										5	1	1	1	0	1	5				
Jason Thompson, L OBP: 0.341, SLG: 0.436 (1, 3)										5	0	1	1	0	2	5				
George Hendrick, R OBP: 0.294, SLG: 0.333 (1, 9)										4	0	1	0	0	2	3				
Tony Peña, R OBP: 0.307, SLG: 0.382 (1, 2)										4	0	2	0	0	0	1				
Jim Morrison, R OBP: 0.294, SLG: 0.319 (1, 5)										4	0	1	0	0	0	2				
Sam Khalifa, R OBP: 0.583, SLG: 0.727 (1, 6)										3	0	1	0	1	1	3				
Larry McWilliams, L OBP: 0.111, SLG: 0.148 Cecilio Cuante, R ERA: 2.11 Steve Kemp, L OBP: 0.273, SLG: 0.273 Jim Winn, R ERA: 3.31 Lee Mazzilli, S OBP: 0.250, SLG: 0.250 John Candelaria, L ERA: 3.97 (1, 1) (5, 1) (7, PH) (8, 1) (9, 1)										2	0	0	0	0	1	3				
Inning Stats	R: 0 E: 0 K: 2 S: 7	H: 0 LOB: 1 BB: 1 P: 11	R: 0 E: 0 K: 1 S: 6	H: 1 LOB: 2 BB: 1 P: 10	R: 0 E: 0 K: 1 S: 7	H: 2 LOB: 2 BB: 0 P: 7	R: 0 E: 0 K: 1 S: 6	H: 1 LOB: 1 BB: 0 P: 6	R: 0 E: 0 K: 0 S: 4	H: 2 LOB: 1 BB: 0 P: 4	R: 2 E: 0 K: 1 S: 8	H: 3 LOB: 1 BB: 0 P: 8	R: 0 E: 0 K: 0 S: 4	H: 1 LOB: 1 BB: 0 P: 4	R: 0 E: 0 K: 2 S: 8	H: 1 LOB: 1 BB: 0 P: 8		1B: 9 2B: 1 3B: 2 HR: 0	SF: 0 SAC: 0 DP: 1 HBP: 0	WP: 0 PB: 0 SB: 1 CS: 0
PITCHER	IP WLS BF H R ER SO BB IBB HBP BLK WP HR S P ERA WHIP																			
David Palmer, R ERA: 2.88 Tim Burke, R ERA: 1.53 Jeff Reardon, R ERA: 1.88 (1, 1) (7, 1) (9, 1)	6.2 W 31 10 2 2 5 2 0 0 0 0 0 0 7 7 0.00 0.750																			

AB	38
R	2
H	12
RBI	2
BB	2
SO	8
LOB	23



Batter	1	2	3	4	5	6	7	8	9	AB	R	H	RBI	BB	SO	LOB	TOP			
Juan Samuel, R (1,4) OBP: 0.293, SLG: 0.405	0-0 4-3 2B		0-0 S 1B			0-0 G5-4-3 1B		0-0 G5-4-3 1-2		4	0	3	0	0	0	1	Philadelphia Phillies @ Montreal Expos Olympic Stadium, Montreal, QB Fri Jun 28 1985, 7:05 PM EDT Att: 15,031 - Unknown			
Rick Schu, R (1,5) OBP: 0.313, SLG: 0.346	0-3 K		0-0 F5 1-2			0-0 G5-4-3 1-2			0-3 K	4	0	0	0	0	2	3				
Greg Gross, L (1,7) OBP: 0.363, SLG: 0.310	0-0 4-3 2-3			0-0 4-3		0-0 5-3			0-0 6-3	4	0	0	0	0	0	1				
Mike Schmidt, R (1,3) OBP: 0.321, SLG: 0.409	0-0 F8			0-0 HR			0-3 K		0-0 1B 2B	4	2	2	1	0	1	1				
Glenn Wilson, R (1,9) OBP: 0.300, SLG: 0.458		0-0 F9		0-0 6-3		0-0 5-3			0-0 1B 2H	4	0	1	1	0	0	0				
Bo Diaz, R (1,2) OBP: 0.200, SLG: 0.229		0-0 1-3		0-0 F8		0-0 1-3			0-0 4-3	4	0	0	0	0	0	1				
Garry Maddox, R (1,8) OBP: 0.310, SLG: 0.356		0-0 G3			0-0 5-3			0-0 4-3 1B		3	1	1	0	0	0	0				
Derrel Thomas, S (1,6) OBP: 0.265, SLG: 0.267			0-0 4-3		0-0 3-1			0-0 4-3 1-2		3	0	0	0	0	0	1				
Charles Hudson, S (1,1) OBP: 0.158, SLG: 0.158 Von Hayes, L (8, PH) OBP: 0.365, SLG: 0.408 Larry Andersen, R (8, 1)			0-0 4-3		0-0 4-3			0-0 G5-4-3 2H 1B		2	0	0	0	0	0	0				
Inning Stats	R: 0 E: 0 K: 1 S: 6	H: 1 LOB: 1 BB: 0 P: 6	R: 0 E: 0 K: 0 S: 3	H: 0 LOB: 0 BB: 0 P: 3	R: 0 E: 0 K: 0 S: 4	H: 1 LOB: 1 BB: 0 P: 4	R: 1 E: 0 K: 0 S: 4	H: 1 LOB: 0 BB: 0 P: 4	R: 0 E: 0 K: 0 S: 3	H: 0 LOB: 0 BB: 0 P: 3	R: 0 E: 0 K: 1 S: 5	H: 0 LOB: 0 BB: 0 P: 5	R: 1 E: 0 K: 0 S: 4	H: 2 LOB: 0 BB: 0 P: 4	R: 1 E: 0 K: 1 S: 7	H: 2 LOB: 1 BB: 0 P: 7		1B: 5 2B: 2 3B: 0 HR: 1	SF: 0 SAC: 0 DP: 2 HBP: 0	WP: 0 PB: 0 SB: 1 CS: 0
PITCHER	IP WLS BF H R ER SO BB IBB HBP BLK WP HR S P ERA WHIP																			
Bryn Smith, R (1,1) ERA: 3.11	8.2 W 32 8 3 3 3 0 0 0 0 0 1 38 38 3.12 0.923																			
Tim Burke, R (9,1) ERA: 1.61	0.1 S 1 0 0 0 0 0 0 0 0 0 0 1 1 0.00 0.000																			

Batter	1	2	3	4	5	6	7	8	9	AB	R	H	RBI	BB	SO	LOB	BOTTOM			
Tim Raines, S (1,7) OBP: 0.364, SLG: 0.433	0-0 FC4-6 1B		0-0 G3		0-0 6-3	0-0 3B 1B		0-0 G3		4	1	2	0	0	0	0	Philadelphia Phillies @ Montreal Expos Olympic Stadium, Montreal, QB Fri Jun 28 1985, 7:05 PM EDT Att: 15,031 - Unknown			
Miguel Dilone, S (7,7) OBP: 0.253, SLG: 0.250										1	0	0	0	0	0	0				
Mitch Webster, S (1,8) OBP: 0.357, SLG: 0.643	0-0 FC4-6 1-2 1B		0-0 2B		0-0 F7	0-0 1-H 3B				4	0	3	1	0	0	0				
Vance Law, R (1,5) OBP: 0.344, SLG: 0.370	0-0 F9		0-0 5-3		0-0 WP 2B	0-0 L5				4	1	1	0	0	0	4				
Dan Driessen, L (1,3) OBP: 0.325, SLG: 0.391	0-0 FC4-6 1-2 2-3		0-0 F9		4-0 2B		0-3 K			3	0	0	0	1	1	3				
Hubie Brooks, R (1,6) OBP: 0.309, SLG: 0.386	0-0 G3			0-0 1B FC4-6 1B	0-0 1-3 3-H 2B		0-0 F8			4	1	2	1	0	0	2				
Terry Francona, L (1,9) OBP: 0.296, SLG: 0.318		0-0 F7		0-0 FC4-6 1B	4-0 1B		0-0 4-3			3	0	1	0	1	0	0				
Al Newman, S (1,4)		0-0 F8		0-0 FC4-6 1-2 3-H	0-0 F9			0-0 4-3		4	0	0	1	0	0	4				
Mike Fitzgerald, R (1,2) OBP: 0.306, SLG: 0.257		0-0 HR		0-3 K		0-0 F8		0-0 HR		4	2	2	2	0	1	1				
Bryn Smith, R (1,1) OBP: 0.222, SLG: 0.229		0-3 K		0-3 K		0-3 K		0-3 K		4	0	0	0	0	4	1				
Tim Burke, R (9,1) OBP: 0.333, SLG: 0.333										0	0	0	0	0	0	0				
Inning Stats	R: 0 E: 0 K: 0 S: 5	H: 2 LOB: 2 BB: 0 P: 5	R: 1 E: 0 K: 1 S: 6	H: 1 LOB: 0 BB: 0 P: 6	R: 0 E: 0 K: 0 S: 4	H: 1 LOB: 1 BB: 0 P: 4	R: 1 E: 0 K: 2 S: 9	H: 2 LOB: 1 BB: 0 P: 9	R: 1 E: 0 K: 0 S: 5	H: 2 LOB: 3 BB: 2 P: 13	R: 1 E: 0 K: 1 S: 7	H: 2 LOB: 1 BB: 0 P: 7	R: 0 E: 0 K: 1 S: 5	H: 0 LOB: 0 BB: 0 P: 5	R: 1 E: 0 K: 1 S: 6	H: 1 LOB: 0 BB: 0 P: 6	1B: 5 2B: 3 3B: 1 HR: 2	SF: 0 SAC: 0 DP: 0 HBP: 0	WP: 1 PB: 0 SB: 1 CS: 0	PA: 37
PITCHER	IP WLS BF H R ER SO BB IBB HBP BLK WP HR S P ERA WHIP																			
Charles Hudson, R (1,1) ERA: 3.58	7.0 L 33 10 4 4 5 1 0 0 0 0 0 1 41 49 5.14 1.571																			
Larry Andersen, R (8,1) ERA: 3.6	1.0 4 1 1 1 1 0 0 0 0 0 0 1 6 6 9.00 1.000																			

Batter	1	2	3	4	5	6	7	8	9	AB	R	H	RBI	BB	SO	LOB	TOP					
Juan Samuel, R OBP: 0.295, SLG: 0.408 (1, 4)										5	1	2	0	0	0	2	Philadelphia Phillies @ Montreal Expos Olympic Stadium, Montreal, QB Sat Jun 29 1985, 3:33 AM EDT Att: 22,813 - Unknown livebaseballscorecards.com					
Rick Schu, R OBP: 0.316, SLG: 0.336 (1, 5)										3	1	0	0	2	0	2						
Mike Schmidt, R OBP: 0.326, SLG: 0.415 (1, 3)										4	2	2	0	1	0	1						
Glenn Wilson, R OBP: 0.298, SLG: 0.451 (1, 9)										4	1	0	0	1	2	6						
Ozzie Virgil, R OBP: 0.356, SLG: 0.480 (1, 2)										3	0	1	1	1	0	3						
Gary Maddox, R OBP: 0.325, SLG: 0.383 (1, 8)										3	1	3	3	0	0	0						
John Russell, R OBP: 0.303, SLG: 0.281 Greg Gross, L OBP: 0.363, SLG: 0.310 (7, 7)										4	0	0	1	0	0	3						
Steve Jeltz, S OBP: 0.255, SLG: 0.196 (1, 6)										3	0	0	0	1	1	1						
Kevin Gross, R OBP: 0.222, SLG: 0.192 (1, 1)										4	0	1	1	0	0	1						
Inning Stats	R: 2 E: 0 K: 0 S: 5	H: 3 LOB: 2 BB: 1 P: 9	R: 0 E: 0 K: 0 S: 3	H: 0 LOB: 0 BB: 0 P: 3	R: 0 E: 0 K: 1 S: 7	H: 2 LOB: 2 BB: 0 P: 7	R: 0 E: 0 K: 1 S: 6	H: 1 LOB: 1 BB: 0 P: 6	R: 0 E: 0 K: 0 S: 2	H: 0 LOB: 0 BB: 1 P: 6	R: 2 E: 0 K: 0 S: 5	H: 2 LOB: 2 BB: 2 P: 13	R: 2 E: 0 K: 1 S: 6	H: 1 LOB: 1 BB: 2 P: 14	R: 0 E: 0 K: 0 S: 3	H: 0 LOB: 0 BB: 0 P: 3		R: 0 E: 0 K: 0 S: 3	H: 0 LOB: 0 BB: 0 P: 3	1B: 6 2B: 3 3B: 0 HR: 0	SF: 1 SAC: 0 DP: 0 HBP: 0	WP: 0 PB: 0 SB: 1 CS: 1
PITCHER	IP WLS BF H R ER SO BB IBB HBP BLK WP HR S P ERA WHIP																					
Mickey Mahler, L ERA: 2.38 (1, 1)	5.0 L 21 6 2 2 2 2 2 0 0 0 0 0 0 23 31 3.60 1.600																					
Rick Grapenthin, R ERA: 14.14 (6, 1)	1.0 9 2 4 4 0 3 1 0 0 0 0 0 5 21 36.00 5.000																					
Gary Lucas, L ERA: 2.45 (7, 1)	3.0 10 1 0 0 1 0 0 0 0 0 0 0 12 12 0.00 0.333																					
Batter	1	2	3	4	5	6	7	8	9	AB	R	H	RBI	BB	SO	LOB	BOTTOM					
Miguel Dilone, S OBP: 0.241, SLG: 0.238 (1, 7)										4	0	0	0	0	1	1	Philadelphia Phillies @ Montreal Expos Olympic Stadium, Montreal, QB Sat Jun 29 1985, 3:33 AM EDT Att: 22,813 - Unknown livebaseballscorecards.com					
Mitch Webster, S OBP: 0.278, SLG: 0.500 (1, 8)										4	0	0	0	0	0	0						
Vance Law, R OBP: 0.342, SLG: 0.365 (7, 4)										3	0	0	0	1	1	0						
Dan Driessen, L OBP: 0.324, SLG: 0.393 (1, 3)										4	0	1	0	0	1	1						
Hubie Brooks, R OBP: 0.306, SLG: 0.382 (1, 6)										3	0	0	0	0	1	2						
Terry Francona, L OBP: 0.296, SLG: 0.308 (1, 9)										3	0	0	0	0	0	0						
Al Newman, S OBP: 0.125, SLG: 0.125 (7, 6)										3	1	1	0	0	1	1						
Mike Fitzgerald, R OBP: 0.306, SLG: 0.276 (1, 2)										3	1	1	1	0	0	1						
Mickey Mahler, S OBP: 0.182, SLG: 0.182 Andre Dawson, R OBP: 0.295, SLG: 0.437 Joe Ricketts, R OBP: 0.192, SLG: 0.192 Rick Grapenthin, R OBP: 0.300, SLG: 0.500 Gary Lucas, L OBP: 0.325, SLG: 0.383 Skeeter Barnes, R OBP: 0.154, SLG: 0.154 Tim Raines, R OBP: 0.363, SLG: 0.431 (1, 1) (5, PH) (5, PH) (6, 1) (7, 1) (7, 5) (9, PH)										1	0	0	0	0	0	0						
Inning Stats	R: 0 E: 0 K: 0 S: 3	H: 0 LOB: 0 BB: 0 P: 3	R: 0 E: 0 K: 1 S: 5	H: 0 LOB: 0 BB: 0 P: 6	R: 0 E: 0 K: 1 S: 5	H: 0 LOB: 0 BB: 0 P: 5	R: 0 E: 0 K: 1 S: 5	H: 0 LOB: 1 BB: 1 P: 9	R: 1 E: 1 K: 0 S: 5	H: 2 LOB: 1 BB: 0 P: 5	R: 0 E: 0 K: 1 S: 6	H: 1 LOB: 1 BB: 0 P: 6	R: 1 E: 0 K: 1 S: 6	H: 1 LOB: 0 BB: 0 P: 6	R: 0 E: 0 K: 0 S: 3	H: 0 LOB: 0 BB: 0 P: 3		R: 0 E: 0 K: 0 S: 3	H: 0 LOB: 0 BB: 0 P: 3	1B: 2 2B: 1 3B: 0 HR: 1	SF: 0 SAC: 0 DP: 0 HBP: 1	WP: 0 PB: 0 SB: 0 CS: 0
PITCHER	IP WLS BF H R ER SO BB IBB HBP BLK WP HR S P ERA WHIP																					
Kevin Gross, R ERA: 3.2 (1, 1)	9.0 W 33 4 2 2 5 1 0 1 0 0 1 41 46 2.00 0.556																					

Batter	1	2	3	4	5	6	7	8	9	AB	R	H	RBI	BB	SO	LOB	TOP														
Juan Samuel, R OBP: 0.293, SLG: 0.408 (1, 4)	5-3	F9						F7	K	5	0	1	0	0	1	4	Philadelphia Phillies @ Montreal Expos Olympic Stadium, Montreal, QB Sun Jun 30 1985, 3:33 AM EDT Att: 35,085 - Unknown														
Rick Schu, R OBP: 0.308, SLG: 0.327 Von Hayes, L OBP: 0.363, SLG: 0.406 Kent Tekulve, R (8, 1)	6-3		F8					K		3	0	0	0	0	1	0															
Mike Schmidt, R OBP: 0.325, SLG: 0.412 (9, 5)			6-3					K		4	0	1	0	0	2	1															
Glenn Wilson, R OBP: 0.297, SLG: 0.448 (1, 9)			6-3					F7		4	1	1	0	0	1	1															
Ozzie Virgil, R OBP: 0.354, SLG: 0.475 (1, 2)								K		4	0	1	0	0	1	1															
Gary Maddox, R OBP: 0.331, SLG: 0.387 (1, 8)										4	1	2	0	0	0	1															
John Russell, R OBP: 0.304, SLG: 0.284 Greg Gross, L OBP: 0.369, SLG: 0.310 (9, 7)										3	0	1	0	0	0	2															
Steve Jeltz, S OBP: 0.256, SLG: 0.193 Tim Corcoran, L OBP: 0.324, SLG: 0.293 (9, 3)										2	0	0	0	1	2	1															
Jerry Koosman, R OBP: 0.111, SLG: 0.111 Luis Aguayo, R OBP: 0.349, SLG: 0.391 (8, 5)										1	0	0	0	0	0	0															
Derrel Thomas, S OBP: 0.286, SLG: 0.290 (9, 6)										1	0	1	1	0	0	0															
Inning Stats	R: 0 E: 0 K: 1 S: 6	H: 1 LOB: 1 P: 6	R: 1 E: 0 K: 0 S: 5	H: 2 LOB: 2 BB: 1 P: 9	R: 0 E: 0 K: 0 S: 3	H: 0 LOB: 0 BB: 0 P: 3	R: 0 E: 0 K: 1 S: 6	H: 1 LOB: 1 BB: 0 P: 6	R: 0 E: 0 K: 2 S: 7	H: 0 LOB: 0 BB: 0 P: 7	R: 0 E: 0 K: 1 S: 5	H: 1 LOB: 0 BB: 0 P: 5	R: 0 E: 0 K: 1 S: 6	H: 1 LOB: 1 BB: 0 P: 6	R: 2 E: 0 K: 1 S: 8	H: 4 LOB: 2 BB: 1 P: 12	1B: 9 2B: 1 3B: 0 HR: 0	SF: 0 SAC: 0 DP: 1 HBP: 0	WP: 0 PB: 0 SB: 0 CS: 0	PA: 37											
PITCHER	IP WLS BF H R ER SO BB IBB HBP BLK WP HR S P ERA WHIP																														
Joe Hesketh, L ERA: 2.12 Tim Burke, R ERA: 1.79 Jeff Reardon, R ERA: 2.23 Randy St. Claire, R ERA: 2.7	7.1 0.2 (8, 1) (9, 1) (9, 1)	28 6 L 5 2	6 0 3 1	1 0 2 0	1 0 2 0	6 0 1 1	0 0 0 0	0 0 0 0	0 0 0 0	0 0 0 0	0 0 0 0	39 4 4 4	43 4 8 4	1.23 0.00 54.00 0.00	0.955 0.000 9.000 1.500																

AB	35
R	3
H	10
RBI	3
BB	2
SO	8
LOB	12



Batter	1	2	3	4	5	6	7	8	9	AB	R	H	RBI	BB	SO	LOB	BOTTOM													
Mitch Webster, S OBP: 0.318, SLG: 0.619 (1, 8)								F3	F8	3	1	1	1	1	0	0	Philadelphia Phillies @ Montreal Expos Olympic Stadium, Montreal, QB Sun Jun 30 1985, 3:33 AM EDT Att: 35,085 - Unknown													
Vance Law, R OBP: 0.345, SLG: 0.364 (1, 4)								G3		3	0	1	0	1	0	1														
Jim Wohlford, R OBP: 0.255, SLG: 0.247 Terry Francona, L OBP: 0.293, SLG: 0.304 (9, 9)								F9		3	0	0	0	0	0	1														
Hubie Brooks, R OBP: 0.312, SLG: 0.391 (1, 6)								F9		4	1	3	0	0	0	0														
Tim Wallach, R OBP: 0.328, SLG: 0.437 (1, 5)										3	0	0	1	0	1	2														
Dan Driessen, L OBP: 0.323, SLG: 0.390 (1, 3)										4	0	1	0	0	0	0														
Skeeter Barnes, R OBP: 0.188, SLG: 0.250 (1, 7)										3	0	1	0	0	1	1														
Steve Nicosia, R OBP: 0.238, SLG: 0.184 (1, 2)										3	0	0	0	0	0	2														
Joe Hesketh, R OBP: 0.179, SLG: 0.148 Tim Burke, R OBP: 0.333, SLG: 0.333 Tim Raines, S OBP: 0.382, SLG: 0.430 Jeff Reardon, R OBP: 0.250, SLG: 0.250 Randy St. Claire, R OBP: 0.500, SLG: 0.333 (9, 1)										2	0	0	0	0	2	1														
Inning Stats	R: 1 E: 0 K: 0 S: 4	H: 1 LOB: 0 BB: 0 P: 4	R: 0 E: 0 K: 1 S: 5	H: 0 LOB: 0 BB: 0 P: 5	R: 0 E: 0 K: 1 S: 5	H: 0 LOB: 1 BB: 1 P: 9	R: 0 E: 0 K: 0 S: 3	H: 1 LOB: 0 BB: 0 P: 3	R: 0 E: 0 K: 2 S: 8	H: 1 LOB: 1 BB: 0 P: 8	R: 0 E: 0 K: 0 S: 2	H: 0 LOB: 0 BB: 1 P: 6	R: 1 E: 0 K: 0 S: 5	H: 2 LOB: 1 BB: 0 P: 5	R: 0 E: 0 K: 0 S: 4	H: 1 LOB: 0 BB: 0 P: 4		R: 0 E: 0 K: 0 S: 3	H: 1 LOB: 0 BB: 0 P: 3	1B: 4 2B: 2 3B: 0 HR: 1	SF: 1 SAC: 0 DP: 3 HBP: 0	WP: 0 PB: 0 SB: 1 CS: 0	PA: 33							
PITCHER	IP WLS BF H R ER SO BB IBB HBP BLK WP HR S P ERA WHIP																													
Jerry Koosman, L ERA: 2.73 Kent Tekulve, R ERA: 3.11	7.0 2.0 (8, 1)	W 7 2	26 2	5 0	2 0	2 0	4 0	0 0	0 0	0 0	0 0	0 0	7 7	0.00 1.000																

AB	30
R	2
H	7
RBI	2
BB	2
SO	4
LOB	9



Batter	1	2	3	4	5	6	7	8	9	10	AB	R	H	RBI	BB	SO	LOB	TOP								
Vince Coleman, S OBP: 0.325, SLG: 0.331 (1, 7)	K		4-3		F7		HR		FC1-6		5	1	1	0	0	1	1	St. Louis Cardinals @ Montreal Expos Olympic Stadium, Montreal, QB Mon Jul 01 1986, 3:33 AM EDT Att: 22,781 - Unknown								
Willie McGee, S OBP: 0.379, SLG: 0.486 (1, 8)	F8		1B		2B		HR		F8		5	1	3	2	0	0	1									
Tom Herr, S OBP: 0.413, SLG: 0.461 (1, 4)	1B		BB		F6		BB		6-3		3	0	1	0	2	0	1									
Jack Clark, R OBP: 0.391, SLG: 0.536 (1, 3)	BB		F7		K		K		G3		4	0	1	0	1	2	3									
Andy Van Slyke, L OBP: 0.374, SLG: 0.500 (1, 9)	F4				F8		F7		G3		5	0	0	0	0	0	3									
Terry Pendleton, S OBP: 0.266, SLG: 0.283 Ricky Horton, L (10, 1)	4-3		F9		BB		4-3		F9		4	0	0	0	1	0	1									
Bob Forsch, R OBP: 0.250, SLG: 0.450 (10, 1)	4-3										0	0	0	0	0	0	0									
Ozzie Smith, S OBP: 0.327, SLG: 0.348 (1, 6)	4-3				F9		BB		CS		3	0	1	0	1	0	1									
Tom Nieto, R OBP: 0.318, SLG: 0.284 Steve Braun, L OBP: 0.314, SLG: 0.267 Randy Hunt, R OBP: 0.188, SLG: 0.188 (7, PH)	K		K				G4-6-3		F6		2	0	0	0	0	2	1									
Kurt Keppshire, L OBP: 0.214, SLG: 0.289 Mike Jorgensen, R OBP: 0.154, SLG: 0.154 Neil Allen, R (7, 1)	F9				K		G4-6-3		FC1-6		0	0	0	0	0	0	0									
Tito Landrum, R OBP: 0.004, SLG: 0.071 Bill Campbell, R OBP: 0.000, SLG: 0.250 Jeff Lahti, R (9, 1)											1	0	0	0	0	0	0									
Ivan De Jesus, R OBP: 0.333, SLG: 0.412 (10, 5)											0	0	0	0	0	0	0									
Inning Stats	R: 0 E: 0 K: 1 S: 6	H: 1 LOB: 2 BB: 1 P: 10	R: 0 E: 0 K: 1 S: 5	H: 0 LOB: 0 BB: 0 P: 5	R: 0 E: 0 K: 1 S: 4	H: 1 LOB: 2 BB: 1 P: 8	R: 0 E: 0 K: 1 S: 6	H: 1 LOB: 1 BB: 0 P: 6	R: 0 E: 0 K: 1 S: 5	H: 0 LOB: 1 BB: 1 P: 9	R: 2 E: 0 K: 1 S: 6	H: 2 LOB: 1 BB: 2 P: 14	R: 0 E: 0 K: 0 S: 2	H: 0 LOB: 0 BB: 1 P: 6	R: 0 E: 0 K: 0 S: 4	H: 1 LOB: 1 BB: 0 P: 4	R: 0 E: 0 K: 0 S: 4	H: 1 LOB: 1 BB: 0 P: 4	1B: 4 2B: 2 3B: 1 HR: 1	SF: 0 SAC: 0 DP: 1 HBP: 0	WP: 0 PA: 43					
PITCHER	IP WLS BF H R ER SO BB IBB HBP BLK WP HR S P ERA WHIP	Floyd Youmans, R ERA: 2.7 (1, 1)	6.2 30 6 2 2 5 5 0 0 0 0 1 35 55 2.70 1.650	Tim Burke, R ERA: 1.74 (7, 1)	1.1 4 0 0 0 1 1 0 0 0 0 0 5 9 0.00 0.750	Gary Lucas, L ERA: 2.25 (9, 1)	2.0 8 2 0 0 0 0 0 0 0 0 0 8 8 0.00 1.000	PITCHER	IP WLS BF H R ER SO BB IBB HBP BLK WP HR S P ERA WHIP	Bob Forsch, R ERA: 4.31 (10, 1)	0.0 1 1 0 0 0 0 0 0 0 0 1 1 ∞ ∞	Mike Fitzgerald, R OBP: 0.305, SLG: 0.272 (1, 2)	5-3	3	0	0	1	1	1	1	1	1	1	1	1	1

AB	36
R	2
H	8
RBI	2
BB	6
SO	6
LOB	13



Batter	1	2	3	4	5	6	7	8	9	10	AB	R	H	RBI	BB	SO	LOB	BOTTOM			
Tim Raines, S OBP: 0.366, SLG: 0.436 (1, 7)	F7			L3		WP		F7		1B	3	1	1	0	2	0	0	St. Louis Cardinals @ Montreal Expos Olympic Stadium, Montreal, QB Mon Jul 01 1986, 3:33 AM EDT Att: 22,781 - Unknown			
Mitch Webster, S OBP: 0.259, SLG: 0.500 (1, 8)	F5			L3		F9		F5		F9	5	0	0	0	0	0	3				
Andre Dawson, R OBP: 0.293, SLG: 0.432 (1, 9)	F9			K		K			6-3		5	0	1	1	0	2	0				
Dan Driessen, L OBP: 0.326, SLG: 0.380 Al Newman, S OBP: 0.125, SLG: 0.125 (9, PR)	F5			WP		G3			1-3		3	1	1	0	1	0	0				
Hubie Brooks, R OBP: 0.307, SLG: 0.385 (1, 6)	5-3			1B		F8		L3		1-3	4	0	0	0	0	0	2				
Tim Wallach, R OBP: 0.331, SLG: 0.435 (1, 5)	F8			BB		1B		F9		1B	3	0	1	1	1	0	0				
Vance Law, R OBP: 0.343, SLG: 0.360 (10, 3)			6-3			F7		BB		F8	3	0	0	0	1	0	3				
Mike Fitzgerald, R OBP: 0.305, SLG: 0.272 (1, 2)			5-3			L6				K2-3	3	0	0	0	1	1	1				
Floyd Youmans, R ERA: 4.59 (1, 1)			K			K		4-3		F9	2	0	0	0	0	2	2				
Tim Burke, R ERA: 6.08 Miguel Dilone, S OBP: 0.239, SLG: 0.235 Gary Lucas, L (8, PH)										1B	0	0	0	0	0	0	0				
Jim Wohlford, R ERA: 2.96 Ricky Horton, L ERA: 2.41 (10, PH)										BB	0	1	0	0	0	0	0				
Inning Stats	R: 0 E: 0 K: 0 S: 3	H: 0 LOB: 0 BB: 0 P: 3	R: 0 E: 0 K: 0 S: 3	H: 0 LOB: 0 BB: 0 P: 3	R: 0 E: 0 K: 1 S: 5	H: 0 LOB: 0 BB: 1 P: 5	R: 0 E: 0 K: 1 S: 4	H: 0 LOB: 0 BB: 0 P: 8	R: 1 E: 0 K: 1 S: 6	H: 1 LOB: 2 BB: 2 P: 14	R: 1 E: 0 K: 1 S: 6	H: 1 LOB: 1 BB: 0 P: 6	R: 0 E: 0 K: 0 S: 3	H: 0 LOB: 0 BB: 0 P: 3	R: 0 E: 0 K: 0 S: 4	H: 1 LOB: 2 BB: 1 P: 8	R: 1 E: 0 K: 1 S: 5	H: 1 LOB: 2 BB: 2 P: 13	1B: 3 2B: 1 3B: 1 HR: 0	SF: 0 SAC: 0 DP: 1 HBP: 0	WP: 2 PA: 39
PITCHER	IP WLS BF H R ER SO BB IBB HBP BLK WP HR S P ERA WHIP	Kurt Keppshire, R ERA: 4.59 (7, 1)	6.0 22 2 2 2 4 3 0 0 0 0 0 2 27 39 3.00 0.833	Neil Allen, R ERA: 6.08 Bill Campbell, R ERA: 4.13 Jeff Lahti, R ERA: 2.96 Ricky Horton, L ERA: 2.41 (10, 1)	2.0 7 0 0 0 0 0 1 0 0 0 0 0 6 10 0.00 0.500	0.2 4 1 0 0 0 0 1 0 0 0 0 0 3 7 0.00 1.500	0.1 1 0 0 0 0 0 0 0 0 0 0 1 1 0.00 0.000	0.2 L 4 0 1 1 1 2 0 0 0 0 0 0 4 12 13.50 3.000	PITCHER	Bob Forsch, R ERA: 4.31 (10, 1)	0.0 1 1 0 0 0 0 0 0 0 0 1 1 ∞ ∞										

AB	32
R	3
H	4
RBI	2
BB	7
SO	5
LOB	11



Batter	1	2	3	4	5	6	7	8	9	AB R H RBI BB SO LOB	TOP											
Vince Coleman, S (1.7) OBP: 0.323, SLG: 0.328										5 1 1 0 0 2 1	St. Louis Cardinals @ Montreal Expos Olympic Stadium, Montreal, QB Tue Jul 02 1985, 7:05 PM EDT Att: 25,487 - Unknown livebaseballscorecards.com											
Willie McGee, S (1.8) OBP: 0.397, SLG: 0.502										5 0 4 1 0 1 0												
Tom Herr, S (1.4) OBP: 0.410, SLG: 0.455										4 1 0 0 1 1 3												
Jack Clark, R (1.3) OBP: 0.401, SLG: 0.544										3 1 3 1 2 0 0												
Andy Van Slyke, L (1.9) OBP: 0.365, SLG: 0.487										5 0 0 0 0 1 7												
Terry Pendleton, S (1.5) OBP: 0.274, SLG: 0.291										4 1 3 1 0 0 1												
Ozzie Smith, S (1.6) OBP: 0.327, SLG: 0.345										2 0 0 0 1 0 1												
Tom Nieto, R (1.2) OBP: 0.316, SLG: 0.283										4 0 1 1 0 0 3												
John Tudor, L (1.1) OBP: 0.140, SLG: 0.167										4 0 1 0 0 0 1												
Inning Stats	R: 3 E: 0 K: 1 S: 8	H: 4 LOB: 2 BB: 2 P: 16	R: 0 E: 0 K: 1 S: 6	H: 1 LOB: 1 BB: 0 P: 6	R: 0 E: 0 K: 0 S: 3	H: 1 LOB: 0 BB: 0 P: 3	R: 0 E: 0 K: 0 S: 4	H: 1 LOB: 1 BB: 0 P: 4	R: 0 E: 0 K: 1 S: 5	H: 0 LOB: 1 BB: 1 P: 9	R: 0 E: 0 K: 0 S: 4	H: 1 LOB: 1 BB: 0 P: 4	R: 0 E: 0 K: 1 S: 7	H: 2 LOB: 2 BB: 0 P: 7	R: 1 E: 0 K: 0 S: 4	H: 2 LOB: 0 BB: 0 P: 4	R: 0 E: 0 K: 1 S: 6	H: 1 LOB: 2 BB: 1 P: 10	1B: 11 2B: 2 3B: 0 HR: 0	SF: 0 SAC: 1 DP: 1 HBP: 0	WP: 0 PB: 0 SB: 4 CS: 2	PA: 41
PITCHER	IP WLS BF H R ER SO BB IBB HBP BLK WP HR S P ERA WHIP																					
David Palmer, R (1.1) ERA: 2.75	6.0 L 27 8 3 3 3 3 0 0 0 0 0 0 30 42 4.50 1.833																					
Randy St. Claire, R (7.1) ERA: 2.86	2.0 9 4 1 1 1 0 0 0 0 0 0 0 11 11 4.50 2.000																					
Jack O'Connor, L (9.1) ERA: 12.71	1.0 5 1 0 0 1 0 1 0 0 0 0 0 6 10 0.00 1.000																					

Batter	1	2	3	4	5	6	7	8	9	AB R H RBI BB SO LOB	BOTTOM											
Tim Raines, S (1.7) OBP: 0.361, SLG: 0.430										4 0 0 0 0 1 1	St. Louis Cardinals @ Montreal Expos Olympic Stadium, Montreal, QB Tue Jul 02 1985, 7:05 PM EDT Att: 25,487 - Unknown livebaseballscorecards.com											
Mitch Webster, S (1.8) OBP: 0.226, SLG: 0.433										4 0 0 0 0 1 1												
Andre Dawson, R (1.9) OBP: 0.294, SLG: 0.430										3 0 1 0 0 0 0												
Hubie Brooks, R (1.6) OBP: 0.304, SLG: 0.381										3 0 0 0 0 1 1												
Tim Wallach, R (1.5) OBP: 0.327, SLG: 0.430										3 0 0 0 0 0 0												
Vance Law, R (1.3) OBP: 0.343, SLG: 0.359										3 0 1 0 0 0 0												
Al Newman, S (1.4) OBP: 0.091, SLG: 0.091										3 0 0 0 0 2 1												
Mike Fitzgerald, R (1.2) OBP: 0.300, SLG: 0.267										3 0 0 0 0 1 1												
David Palmer, R (1.1) OBP: 0.107, SLG: 0.143										1 0 0 0 0 0 0												
Steve Nicosia, R (6. PH) OBP: 0.230, SLG: 0.205										1 0 1 0 0 0 0												
Randy St. Claire, R (7.1) OBP: 0.500, SLG: 0.333										0 0 0 0 0 0 0												
Jack O'Connor, L (9.1) OBP: 0.176, SLG: 0.235										0 0 0 0 0 0 0												
Skeeter Barnes, R (9. PH)										1 0 0 0 0 0 0												
Inning Stats	R: 0 E: 0 K: 2 S: 8	H: 1 LOB: 1 BB: 0 P: 8	R: 0 E: 0 K: 0 S: 3	H: 0 LOB: 0 BB: 0 P: 3	R: 0 E: 0 K: 1 S: 5	H: 0 LOB: 0 BB: 0 P: 5	R: 0 E: 0 K: 0 S: 3	H: 0 LOB: 0 BB: 0 P: 3	R: 0 E: 0 K: 1 S: 5	H: 0 LOB: 0 BB: 0 P: 5	R: 0 E: 0 K: 0 S: 4	H: 1 LOB: 1 BB: 0 P: 4	R: 0 E: 0 K: 0 S: 3	H: 0 LOB: 0 BB: 0 P: 3	R: 0 E: 0 K: 1 S: 5	H: 1 LOB: 0 BB: 0 P: 5	R: 0 E: 0 K: 1 S: 5	H: 0 LOB: 0 BB: 0 P: 5	1B: 3 2B: 0 3B: 0 HR: 0	SF: 0 SAC: 0 DP: 1 HBP: 0	WP: 0 PB: 1 SB: 0 CS: 0	PA: 29
PITCHER	IP WLS BF H R ER SO BB IBB HBP BLK WP HR S P ERA WHIP																					
John Tudor, L (1.1) ERA: 2.53	9.0 W 29 3 0 0 6 0 0 0 0 0 0 0 41 41 0.00 0.333																					

Batter	1	2	3	4	5	6	7	8	9	10	11	12	AB	R	H	RBI	BB	SO	LOB	TOP							
Tim Raines, S OBP: 0.397, SLG: 0.424 (1, 7)	4-3		6-3			L5		E5		FC4-6		2B 1B	6	1	1	0	0	0	1								
Vance Law, R OBP: 0.343, SLG: 0.360 (1, 4)	6-3			F9		5-3		FC4 BB		6-3		1B 2B	5	1	1	1	1	0	1								
Andre Dawson, R OBP: 0.295, SLG: 0.426 (1, 9)	F7			G4-6-3 1B		5-3		FC4			G3	1B HR BB	5	1	1	0	1	0	2								
Hubie Brooks, R OBP: 0.311, SLG: 0.391 (1, 6)				G4-6-3			K					1B HR 1B	6	1	4	2	0	1	1								
Tim Wallach, R OBP: 0.324, SLG: 0.436 (1, 5)					5-3		5-3			G4-6-3		F8 HR	6	1	1	3	0	0	3								
Dan Driessen, L OBP: 0.326, SLG: 0.392 (1, 3)					1-3		G3				G3	6-3	6	1	2	0	0	0	2								
Mitch Webster, S OBP: 0.250, SLG: 0.600 (1, 8)				4-3			HR			FC6-4		K	5	2	2	3	0	1	2								
Mike Fitzgerald, R OBP: 0.256, SLG: 0.263 (10, PH)				6-3			F8					1B 2B 1B	3	0	0	0	0	0	0								
Miguel Dilone, S OBP: 0.247, SLG: 0.244 (10, 2)													1	0	1	0	0	0	0								
Sal Butera, R OBP: 0.244, SLG: 0.214 (10, 2)													1	1	1	0	0	0	0								
Inning Stats	R: 0 E: 0 K: 3 S: 3	H: 0 LOB: 0 BB: 3 P: 3	R: 0 E: 0 K: 4 S: 4	H: 1 LOB: 1 BB: 0 P: 4	R: 0 E: 0 K: 0 S: 3	H: 0 LOB: 0 BB: 3 P: 3	R: 0 E: 0 K: 0 S: 3	H: 1 LOB: 0 BB: 0 P: 3	R: 2 E: 0 K: 0 S: 5	H: 2 LOB: 0 BB: 0 P: 5	R: 0 E: 0 K: 1 S: 5	H: 0 LOB: 0 BB: 0 P: 5	R: 1 E: 1 K: 0 S: 5	H: 1 LOB: 2 BB: 1 P: 9	R: 0 E: 0 K: 0 S: 4	H: 2 LOB: 1 BB: 0 P: 4	R: 0 E: 0 K: 0 S: 3	H: 1 LOB: 2 BB: 1 P: 7	R: 0 E: 0 K: 0 S: 4	H: 1 LOB: 1 BB: 0 P: 4	R: 6 E: 0 K: 1 S: 10	H: 5 LOB: 0 BB: 1 P: 14	1B: 8 2B: 3 3B: 0 HR: 3	SF: 0 SAC: 0 DP: 2 HBP: 0	WP: 0 PB: 0 SB: 1 CS: 1	PA: 51	
PITCHER	IP	WLS	BF	H	R	ER	SO	BB	IBB	HBP	BLK	WP	HR	S	P	ERA	WHIP										
Bob Knepper, L ERA: 3.43 (1, 1)	9.0		34	7	3	3	1	1	0	0	0	0	0	7	11	3.00	0.889										
Dave Smith, R ERA: 1.67 (10, 1)	2.0	L	8	2	0	0	0	1	0	0	0	0	0	7	11	0.00	1.500										
Frank DiPino, L ERA: 4.58 (12, 1)	0.2	L	5	3	3	3	1	0	0	0	0	0	0	7	7	40.50	4.500										
Bill Dawley, R ERA: 5.02 (12, 1)	0.1		4	2	3	3	0	1	0	0	0	0	1	3	7	81.00	9.000										

Montreal Expos @ Houston Astros
Astrodome, Houston, TX
Thu Jul 04 1985, 8:05 PM EDT
Att. 26,249 - Unknown

AB 48
R 9
H 14
RBI 9
BB 3
SO 2
LOB 13



Batter	1	2	3	4	5	6	7	8	9	10	11	12	AB	R	H	RBI	BB	SO	LOB	BOTTOM							
Bill Doran, S OBP: 0.350, SLG: 0.398 (1, 4)	F6		FC4-6		G3 1B 2B		F8		K			6-3	6	1	1	0	0	1	2								
Craig Reynolds, L OBP: 0.317, SLG: 0.416 (1, 6)	K		F7		G3		1-3			L4		L4	6	0	0	0	0	1	3								
Denny Walling, L OBP: 0.316, SLG: 0.395 (9, 9)	4-3			1B 1B	1B			K		F7		BB	5	1	2	1	1	1	0								
Jose Cruz, L OBP: 0.343, SLG: 0.437 (1, 7)				1B 1B	G3			5-3 1B 2B		F5		F9	6	1	3	0	0	0	2								
Jerry Mumphrey, S OBP: 0.317, SLG: 0.387 (8, PH)													3	0	1	1	0	0	1								
Phil Garner, R OBP: 0.266, SLG: 0.379 (9, 5)													2	0	1	0	0	0	1								
Kevin Bass, S OBP: 0.258, SLG: 0.368 (1, 8)				1B	F7			4-3				SH1-4 1B	4	0	1	1	0	0	3								
Harry Spilman, L OBP: 0.200, SLG: 0.250 (8, PH)													3	0	0	0	0	0	3								
Enos Cabell, R OBP: 0.322, SLG: 0.366 (9, 3)													2	0	0	0	0	0	2								
Frank DiPino, L OBP: 0.333, SLG: 0.333 (12, 1)													0	0	0	0	0	0	0								
Bill Dawley, R (12, 1)													0	0	0	0	0	0	0								
Mark Bailey, S OBP: 0.352, SLG: 0.432 (12, 3)													3	0	0	0	2	1	2								
Bob Knepper, L OBP: 0.126, SLG: 0.211 (8, PH)													2	0	1	0	0	1	0								
Terry Puhl, L OBP: 0.348, SLG: 0.421 (10, 1)													1	0	0	0	0	0	0								
Dave Smith, R (11, PH)													0	0	0	0	0	0	0								
Alan Ashby, S OBP: 0.359, SLG: 0.430 (12, 2)													1	0	0	0	0	0	2								
Inning Stats	R: 0 E: 0 K: 1 S: 5	H: 0 LOB: 0 BB: 0 P: 3	R: 0 E: 0 K: 0 S: 4	H: 1 LOB: 1 BB: 0 P: 4	R: 0 E: 0 K: 0 S: 3	H: 1 LOB: 1 BB: 0 P: 4	R: 1 E: 0 K: 1 S: 8	H: 3 LOB: 2 BB: 0 P: 8	R: 1 E: 0 K: 1 S: 7	H: 2 LOB: 1 BB: 0 P: 7	R: 0 E: 0 K: 0 S: 3	H: 0 LOB: 0 BB: 0 P: 3	R: 0 E: 0 K: 1 S: 7	H: 0 LOB: 1 BB: 1 P: 7	R: 0 E: 0 K: 1 S: 5	H: 0 LOB: 0 BB: 0 P: 5	R: 0 E: 0 K: 0 S: 3	H: 0 LOB: 0 BB: 0 P: 3	R: 0 E: 0 K: 0 S: 4	H: 1 LOB: 2 BB: 1 P: 8	R: 0 E: 0 K: 0 S: 3	H: 0 LOB: 1 BB: 1 P: 7	1B: 7 2B: 3 3B: 0 HR: 0	SF: 0 SAC: 2 DP: 0 HBP: 0	WP: 0 PB: 0 SB: 2 CS: 0	PA: 49	
PITCHER	IP	WLS	BF	H	R	ER	SO	BB	IBB	HBP	BLK	WP	HR	S	P	ERA	WHIP										
Bryn Smith, R ERA: 3.07 (8, 1)	7.0		29	7	2	2	3	1	0	0	0	0	0	34	38	2.57	1.143										
Gary Lucas, L ERA: 2.55 (8, 1)	0.2		4	2	1	1	1	0	0	0	0	0	0	6	6	13.50	3.000										
Tim Burke, R ERA: 1.69 (10, 1)	1.1		4	0	0	0	1	0	0	0	0	0	0	6	6	0.00	0.000										
Randy St. Claire, R ERA: 2.63 (12, 1)	2.0	W	8	1	0	0	0	0	1	0	0	0	0	7	11	0.00	0.500										
Jack O'Connor, L ERA: 10.8 (12, 1)	1.0		4	0	0	0	0	1	0	0	0	0	0	3	7	0.00	1.000										

Montreal Expos @ Houston Astros
Astrodome, Houston, TX
Thu Jul 04 1985, 8:05 PM EDT
Att. 26,249 - Unknown

AB 44
R 3
H 10
RBI 3
BB 3
SO 5
LOB 21



Batter	1	2	3	4	5	6	7	8	9	AB	R	H	RBI	BB	SO	LOB	TOP			
Tim Raines, S (1, 7) OBP: 0.359, SLG: 0.429	F8		2B		K			G4-3		4	1	2	0	0	1	0	Montreal Expos @ Houston Astros Astrodome, Houston, TX Fri Jul 05 1985, 8:05 PM EDT Att: 16,183 - Unknown			
Vance Law, R (1, 4) OBP: 0.345, SLG: 0.364	4-6		K		4-3			G4-3		3	0	1	0	1	1					
Andre Dawson, R (1, 9) OBP: 0.298, SLG: 0.429	HBP		2B		4-3			G4-3		3	0	1	1	0	2					
Dan Driessen, L (1, 3) OBP: 0.325, SLG: 0.388	4-6		F5					G3		3	0	0	0	0	4					
Hubie Brooks, R (1, 6) OBP: 0.307, SLG: 0.385	F8				5-3			E6		4	0	0	0	0	1					
Tim Lincecum, R (1, 5) OBP: 0.323, SLG: 0.444	K				HR			F9		4	1	1	1	0	1					
Mitch Webster, S (1, 8) OBP: 0.275, SLG: 0.615	1B				2B			G3		4	0	2	0	0	1					
Mike Fitzgerald, R (1, 2) OBP: 0.292, SLG: 0.258	5-3				K			F5		3	0	0	0	0	1					
Terry Francona, L (9, PH) OBP: 0.297, SLG: 0.301	1-2				K			F4		1	0	0	0	0	1					
Mickey Mahler, S (1, 1) OBP: 0.154, SLG: 0.154					3-1			F4		2	0	0	0	0	1					
Steve Nicosia, R (7, PH) OBP: 0.244, SLG: 0.195					K					1	0	0	0	0	0					
Floyd Youmans, R (7, 1)					K					0	0	0	0	0	0					
Inning Stats	R: 0 E: 0 K: 0 S: 3	H: 1 LOB: 1 BB: 0 P: 4	R: 0 E: 0 K: 1 S: 6	H: 1 LOB: 1 BB: 6	R: 1 E: 0 K: 1 S: 7	H: 2 LOB: 1 BB: 0 P: 7	R: 1 E: 0 K: 2 S: 9	H: 2 LOB: 1 BB: 0 P: 9	R: 0 E: 0 K: 0 S: 5	H: 0 LOB: 0 BB: 0 P: 5	R: 0 E: 0 K: 0 S: 3	H: 0 LOB: 0 BB: 0 P: 3	R: 0 E: 0 K: 0 S: 3	H: 1 LOB: 1 BB: 1 P: 7	R: 0 E: 1 K: 0 S: 4	H: 0 LOB: 1 BB: 0 P: 4	1B: 2 2B: 5 3B: 0 HR: 1	SF: 0 SAC: 0 DP: 3 HBP: 2	WP: 0 PB: 0 SB: 2 CS: 0	PA: 35
PITCHER	IP WLS BF H R ER SO BB IBB HBP BLK WP HR S P ERA WHIP																			
Mike Scott, R (1, 1) ERA: 3.01	7.0 W 29 7 2 2 5 1 0 2 0 0 1 36 42 2.57 1.143																			
Ron Mathis, R (8, 1) ERA: 4.5	2.0 S 6 0 0 0 0 0 0 0 0 0 0 6 6 0.00 0.000																			

AB	32
R	2
H	7
RBI	2
BB	1
SO	5
LOB	14



Batter	1	2	3	4	5	6	7	8	9	AB	R	H	RBI	BB	SO	LOB	BOTTOM			
Bill Doran, S (1, 4) OBP: 0.352, SLG: 0.401	6-3		4-3	F5				G4-6-3		3	1	1	0	1	0	1	Montreal Expos @ Houston Astros Astrodome, Houston, TX Fri Jul 05 1985, 8:05 PM EDT Att: 16,183 - Unknown			
Enos Cabell, R (1, 3) OBP: 0.320, SLG: 0.362	6-3		1B		6-3			G4-6-3		4	1	1	0	0	3					
Phil Garner, R (1, 5) OBP: 0.295, SLG: 0.377	K		SF7		6-3			K		4	0	1	0	0	2					
Jose Cruz, L (1, 7) OBP: 0.346, SLG: 0.439	FC5-4		SF7					K		3	0	2	2	0	1					
Jerry Mumphrey, S (1, 9) OBP: 0.311, SLG: 0.380	FC5-4		K		K			K		4	0	0	0	0	3					
Kevin Bass, S (1, 8) OBP: 0.286, SLG: 0.400		HR			HR			5-3		4	2	3	2	0	0					
Mark Bailey, S (1, 2) OBP: 0.356, SLG: 0.423	F3				SH3-4			F9		3	0	0	0	1	0					
Dickie Thon, R (1, 6) OBP: 0.220, SLG: 0.202	F7				F9			F8		3	0	0	0	0	1					
Mike Scott, R (1, 1) OBP: 0.200, SLG: 0.167	K				SH3-4			F9		1	0	0	0	1	1					
Ron Mathis, R (8, 1) OBP: 0.133, SLG: 0.071					1-2			G4-6-3		0	0	0	0	0	0					
Inning Stats	R: 1 E: 0 K: 1 S: 7	H: 2 LOB: 0 BB: 0 P: 7	R: 1 E: 0 K: 1 S: 6	H: 1 LOB: 0 BB: 0 P: 6	R: 1 E: 0 K: 1 S: 7	H: 2 LOB: 1 BB: 0 P: 7	R: 1 E: 0 K: 0 S: 4	H: 1 LOB: 1 BB: 1 P: 8	R: 0 E: 0 K: 0 S: 6	H: 1 LOB: 0 BB: 0 P: 6	R: 0 E: 0 K: 0 S: 3	H: 0 LOB: 0 BB: 0 P: 3	R: 0 E: 0 K: 1 S: 4	H: 0 LOB: 1 BB: 2 P: 12	R: 0 E: 0 K: 2 S: 8	H: 1 LOB: 1 BB: 0 P: 8	1B: 5 2B: 1 3B: 0 HR: 2	SF: 1 SAC: 1 DP: 1 HBP: 0	WP: 0 PB: 0 SB: 1 CS: 0	PA: 34
PITCHER	IP WLS BF H R ER SO BB IBB HBP BLK WP HR S P ERA WHIP																			
Mickey Mahler, L (1, 1) ERA: 2.93	6.0 L 26 7 4 4 4 1 0 0 0 0 0 2 33 37 6.00 1.333																			
Floyd Youmans, R (7, 1) ERA: 2.09	2.0 8 1 0 0 3 2 0 0 0 0 0 0 12 20 0.00 1.500																			

AB	29
R	4
H	8
RBI	4
BB	3
SO	7
LOB	11



Batter	1	2	3	4	5	6	7	8	9	10	11	12	13	14	15	16	17	18	19	AB	R	H	RBI	BB	SO	LOB	TOP
Tim Raines, S <small>OBP: 0.350, SLG: 0.432</small> 																				8	0	2	0	0	0	4	
Vance Law, R <small>OBP: 0.347, SLG: 0.361</small> 																				8	1	3	0	0	4	1	
Andre Dawson, R <small>OBP: 0.350, SLG: 0.425</small> 																				7	1	2	0	1	2	1	
Dan Drossner, L <small>OBP: 0.300, SLG: 0.377</small> 																				4	0	0	0	0	2	4	
Hubie Brooks, R <small>OBP: 0.301, SLG: 0.377</small> 																				7	0	0	0	1	1	2	
Tim Wallach, R <small>OBP: 0.324, SLG: 0.451</small> 																				3	1	2	0	0	0	0	
Al Newman, S <small>OBP: 0.125, SLG: 0.188</small> 																				6	1	1	0	2	0	3	
Mitch Webster, S <small>OBP: 0.289, SLG: 0.510</small> 																				6	1	1	0	2	0	3	
Mike Fitzgerald, R <small>OBP: 0.295, SLG: 0.299</small> 																				7	0	2	4	1	2	2	
David Palmer, R <small>OBP: 0.100, SLG: 0.133</small> 																				2	0	0	0	0	0	2	
Terry Francona, L <small>OBP: 0.291, SLG: 0.294</small> 																				5	0	1	1	0	1	2	
Inning Stats <small>R:0 H:1 E:0 K:2 S:3</small>	<small>R:2 H:3 E:1 K:0 S:5</small>	<small>R:0 H:0 E:0 K:1 S:5</small>	<small>R:0 H:1 E:0 K:1 S:5</small>	<small>R:0 H:0 E:1 K:0 S:4</small>	<small>R:0 H:0 E:0 K:2 S:7</small>	<small>R:0 H:1 E:0 K:0 S:4</small>	<small>R:0 H:2 E:0 K:0 S:4</small>	<small>R:0 H:0 E:0 K:0 S:3</small>	<small>R:0 H:0 E:0 K:0 S:5</small>	<small>R:0 H:0 E:0 K:0 S:2</small>	<small>R:0 H:0 E:0 K:0 S:6</small>	<small>R:0 H:0 E:0 K:0 S:8</small>	<small>R:0 H:1 E:0 K:2 S:8</small>	<small>R:0 H:0 E:0 K:2 S:7</small>	<small>R:0 H:0 E:0 K:1 S:5</small>	<small>R:0 H:0 E:0 K:1 S:5</small>	<small>R:0 H:0 E:0 K:1 S:5</small>	<small>R:0 H:0 E:0 K:1 S:5</small>	<small>R:0 H:0 E:0 K:1 S:5</small>	<small>R:0 H:0 E:0 K:1 S:5</small>	<small>R:1 H:2 E:0 K:0 S:4</small>	<small>R:3 H:3 E:1 K:0 S:9</small>	<small>1B:12 2B:2 3B:0 HR:0</small>	<small>SF:0 SAC:0 DP:4 HBP:0</small>	<small>WFO:0 PBO:0 SBO:3 CS:1</small>	<small>PA: 72</small>	
PITCHER <small>Joe Niekro, R ERA: 2.96</small> <small>Dave Smith, R ERA: 1.53</small> <small>Jeff Calhoun, L ERA: 2.51</small> <small>Frank DiPino, L ERA: 4.23</small> <small>Mike Madden, L ERA: 4.5</small>	<small>IP: 8.0 WLS: 31 BF: 82 H: 8 R: 2 ER: 1 SO: 4 BB: 1 IBB: 1 HBP: 0 BLK: 0 WP: 0 HR: 0 S: 37 P: 45 ERA: 1.12 WHIP: 1.125</small>	<small>IP: 1.0 WLS: 1 BF: 8 H: 3 R: 3 ER: 0 SO: 1 BB: 1 IBB: 0 HBP: 0 BLK: 0 WP: 0 HR: 0 S: 9 P: 13 ERA: 0.00 WHIP: 4.000</small>																									
Batter	1	2	3	4	5	6	7	8	9	10	11	12	13	14	15	16	17	18	19	AB	R	H	RBI	BB	SO	LOB	BOTTOM
Bill Doran, S <small>OBP: 0.353, SLG: 0.399</small> 																				8	1	2	1	1	3	4	
Ty Gainey, L <small>OBP: 0.190, SLG: 0.105</small> 																				8	0	0	0	3	1		
Denny Walling, L <small>OBP: 0.311, SLG: 0.386</small> 																				9	0	2	0	0	2	2	
Jose Cruz, L <small>OBP: 0.348, SLG: 0.432</small> 																				7	0	1	1	2	2	1	
Jerry Mumphy, S <small>OBP: 0.316, SLG: 0.386</small> 																				7	1	3	0	1	1	5	
Glenn Davis, R <small>OBP: 0.250, SLG: 0.339</small> 																				4	0	1	0	0	1	3	
Alan Ashby, S <small>OBP: 0.288, SLG: 0.427</small> 																				3	0	1	0	0	0	0	
Mark Ballou, S <small>OBP: 0.290, SLG: 0.290</small> 																				3	1	1	0	1	1	0	
Craig Reynolds, L <small>OBP: 0.314, SLG: 0.400</small> 																				7	0	1	0	1	1	6	
Joe Mauer, S <small>OBP: 0.350, SLG: 0.432</small> 																				3	0	1	1	0	0	0	
Inning Stats <small>R:0 H:1 E:0 K:2 S:8</small>	<small>R:0 H:1 E:0 K:0 S:4</small>	<small>R:1 H:3 E:0 K:0 S:6</small>	<small>R:0 H:0 E:1 K:0 S:6</small>	<small>R:0 H:0 E:0 K:0 S:3</small>	<small>R:1 H:2 E:0 K:0 S:13</small>	<small>R:0 H:1 E:0 K:0 S:4</small>	<small>R:0 H:1 E:0 K:0 S:4</small>	<small>R:0 H:0 E:0 K:0 S:7</small>	<small>R:0 H:0 E:0 K:0 S:5</small>	<small>R:0 H:1 E:0 K:1 S:4</small>	<small>R:0 H:1 E:0 K:0 S:4</small>	<small>R:0 H:0 E:0 K:0 S:5</small>	<small>R:0 H:1 E:0 K:1 S:3</small>	<small>R:0 H:0 E:0 K:0 S:5</small>	<small>R:0 H:0 E:0 K:1 S:5</small>	<small>R:0 H:0 E:0 K:1 S:5</small>	<small>R:0 H:0 E:0 K:1 S:7</small>	<small>R:0 H:0 E:0 K:1 S:5</small>	<small>R:0 H:0 E:0 K:1 S:5</small>	<small>R:0 H:0 E:0 K:1 S:5</small>	<small>R:0 H:0 E:0 K:1 S:5</small>	<small>R:1 H:2 E:0 K:0 S:6</small>	<small>R:0 H:0 E:0 K:0 S:5</small>	<small>1B:13 2B:1 3B:0 HR:0</small>	<small>SF:0 SAC:2 DP:2 HBP:0</small>	<small>WFO:0 PBO:0 SBO:3 CS:1</small>	<small>PA: 76</small>
PITCHER <small>David Palmer, R ERA: 2.70</small> <small>Tim Lincecum, R ERA: 1.59</small> <small>Randy St. Claire, R ERA: 2.17</small> <small>Jack O'Connor, L ERA: 6.75</small> <small>Floyd Youmans, R ERA: 2.31</small>	<small>IP: 7.0 WLS: 32 BF: 82 H: 8 R: 2 ER: 2 SO: 5 BB: 2 IBB: 0 HBP: 0 BLK: 0 WP: 0 HR: 0 S: 40 P: 48 ERA: 2.57 WHIP: 1.429</small>	<small>IP: 1.0 WLS: 1 BF: 8 H: 3 R: 3 ER: 0 SO: 1 BB: 1 IBB: 0 HBP: 0 BLK: 0 WP: 0 HR: 0 S: 9 P: 13 ERA: 0.00 WHIP: 4.000</small>																									

Montreal Expos @ Houston Astros
Astrodome, Houston, TX
Sun Jul 07 1985, 8:05 PM EDT
Att. 14,493 - Unknown

AB 67
R 6
H 14
RBI 5
BB 5
SO 13
LOB 25



Montreal Expos @ Houston Astros
Astrodome, Houston, TX
Sun Jul 07 1985, 8:05 PM EDT
Att. 14,493 - Unknown

AB 67
R 13
H 34
RBI 3
BB 7
SO 15
LOB 32




Batter	1	2	3	4	5	6	7	8	9	AB	R	H	RBI	BB	SO	LOB	TOP			
Tim Raines, S OBP: 0.356, SLG: 0.426	F9		1-3			F7		4-3		4	0	0	0	0	0	1	Montreal Expos @ Atlanta Braves Atlanta-Fulton County Stadium, Atlanta, GA Mon Jul 08 1985, 7:05 PM EDT Att: 9,217 - Unknown			
Vance Law, R OBP: 0.349, SLG: 0.376	5-3			4-3		1B		3B		4	0	2	1	0	0	0				
Andre Dawson, R OBP: 0.300, SLG: 0.424 Jim Wohlford, R OBP: 0.255, SLG: 0.239	4-3			6-3		1B		1-3		3	0	1	0	0	0	0				
Dan Driessen, L OBP: 0.320, SLG: 0.377		F8		1B		G4-6-3			4-3	4	0	1	0	0	0	2				
Hubie Brooks, R OBP: 0.301, SLG: 0.375		F4		1B				4-3	E1	4	0	1	0	0	0	0				
Tim Lincecum, R OBP: 0.325, SLG: 0.452 Jeff Reardon, R OBP: 0.250, SLG: 0.250 Gary Lucas, L				K				F9	FC3-6	3	0	1	0	0	1	2				
Terry Francona, L OBP: 0.288, SLG: 0.291		1B							1-2	0	0	0	0	0	0	0				
Mitch Webster, S OBP: 0.250, SLG: 0.472		F9				F9			F7	4	0	0	0	0	1	2				
Steve Nicosia, R OBP: 0.269, SLG: 0.234			F9			4-3			4-3	3	1	1	0	0	0	0				
Bill Gullickson, R OBP: 0.160, SLG: 0.200 Skeeter Barnes, R OBP: 0.150, SLG: 0.200 Bert Roberge, R OBP: 0.118, SLG: 0.176			F9			K			L5	1	0	0	0	0	0	0				
Inning Stats	R: 0 E: 0 K: 0 S: 3	H: 0 LOB: 0 BB: 0 P: 3	R: 0 E: 0 K: 0 S: 4	H: 1 LOB: 1 BB: 0 P: 4	R: 0 E: 0 K: 0 S: 3	H: 0 LOB: 0 BB: 0 P: 3	R: 0 E: 0 K: 1 S: 7	H: 2 LOB: 2 BB: 0 P: 7	R: 0 E: 0 K: 2 S: 4	H: 0 LOB: 1 BB: 0 P: 4	R: 0 E: 0 K: 0 S: 3	H: 0 LOB: 0 BB: 0 P: 3	R: 1 E: 0 K: 0 S: 5	H: 2 LOB: 1 BB: 0 P: 5	R: 0 E: 1 K: 0 S: 4	H: 0 LOB: 1 BB: 0 P: 4	1B: 5 2B: 1 3B: 1 HR: 0	SF: 0 SAC: 0 DP: 1 HBP: 0	WP: 0 PB: 0 SB: 0 CS: 0	PA: 34
PITCHER Rick Mahler, R ERA: 3.17	IP: 9.0 WLS: W BF: 34 H: 7 R: 1 ER: 1 SO: 3 BB: 0 IBB: 0 HBP: 0 BLK: 0 WP: 0 HR: 0 S: 40 P: 40 ERA: 1.00 WHIP: 0.778															PITCHER				


AB	34
R	1
H	7
RBI	1
BB	0
SO	3
LOB	10



Batter	1	2	3	4	5	6	7	8	9	AB	R	H	RBI	BB	SO	LOB	BOTTOM			
Milt Thompson, L OBP: 0.417, SLG: 0.583	F9	6-3	F7		F9			F8		5	1	2	0	0	0	3	Montreal Expos @ Atlanta Braves Atlanta-Fulton County Stadium, Atlanta, GA Mon Jul 08 1985, 7:05 PM EDT Att: 9,217 - Unknown			
Rafael Ramirez, R OBP: 0.294, SLG: 0.357	F9	6-3		FC6-4	1-3			1B		5	0	3	0	0	0	2				
Dale Murphy, R OBP: 0.377, SLG: 0.548 Brad Komminsk, R OBP: 0.304, SLG: 0.265	HR	F3		FC6-4	6-3			F4		4	2	1	2	0	0	4				
Terry Harper, R OBP: 0.330, SLG: 0.403	K	6-3		6-3	6-3			4-3		5	0	0	1	0	2	4				
Chris Chambliss, L OBP: 0.297, SLG: 0.312	2B	F8		2B	6-3			6-3		4	2	2	1	0	0	2				
Ken Oberkfell, L OBP: 0.344, SLG: 0.380	2B		SH5-4	2B	2B			F3		3	1	2	1	1	0	0				
Glenn Hubbard, R OBP: 0.320, SLG: 0.306	2B		F8	6-3				F6		4	0	1	2	0	0	2				
Bruce Benedict, R OBP: 0.358, SLG: 0.275	5-3		SH5-4	1B	SH1-4			1B		4	0	3	0	0	0	1				
Rick Mahler, R OBP: 0.241, SLG: 0.235		1B	SH5-4	1B	SH1-4			K		2	1	1	0	0	1	1				
Inning Stats	R: 4 E: 0 K: 1 S: 10	H: 5 LOB: 1 BB: 0 P: 10	R: 1 E: 0 K: 0 S: 6	H: 3 LOB: 2 BB: 0 P: 6	R: 0 E: 0 K: 0 S: 4	H: 1 LOB: 2 BB: 1 P: 8	R: 2 E: 0 K: 0 S: 6	H: 3 LOB: 1 BB: 0 P: 6	R: 0 E: 0 K: 0 S: 3	H: 0 LOB: 0 BB: 0 P: 3	R: 0 E: 0 K: 1 S: 6	H: 1 LOB: 1 BB: 0 P: 6	R: 0 E: 0 K: 1 S: 6	H: 1 LOB: 1 BB: 0 P: 6	R: 0 E: 1 K: 0 S: 6	H: 0 LOB: 1 BB: 0 P: 4		1B: 12 2B: 2 3B: 0 HR: 1	SF: 0 SAC: 2 DP: 0 HBP: 0	WP: 0 PB: 0 SB: 1 CS: 0
PITCHER Bill Gullickson, R ERA: 3.98 Bert Roberge, R ERA: 2.19 Jeff Reardon, R ERA: 2.19 Gary Lucas, L ERA: 3.04	IP: 4.0 WLS: L BF: 25 H: 12 R: 7 ER: 7 SO: 7 BB: 1 IBB: 0 HBP: 0 BLK: 0 WP: 0 HR: 1 S: 26 P: 30 ERA: 15.75 WHIP: 3.250															PITCHER				



Batter	1	2	3	4	5	6	7	8	9	AB	R	H	RBI	BB	SO	LOB	TOP										
Tim Raines, S (1, 7) OBP: 0.366, SLG: 0.430	K					F7			4-3	4	0	1	0	0	1	0	<p>Montreal Expos @ Cincinnati Reds Riverfront Stadium, Cincinnati, OH Thu Jul 11 1985, 7:05 PM EDT Att: 21,150 - Unknown</p> <p>livebaseballscorecards.com</p> <p>AB 30 R 0 H 7 RBI 0 BB 0 SO 7 LOB 12</p> 										
Vance Law, R (1, 4) OBP: 0.342, SLG: 0.370	F7						F9		G6-4-3 1B	4	0	1	0	0	1	1											
Hubie Brooks, R (1, 6) OBP: 0.297, SLG: 0.368	F9					6-3			G4-6-3 1B	4	0	1	0	0	0	2											
Dan Driessen, L (1, 3)		F6				F7			G4-6-3 1B	3	0	0	0	0	0	2											
Tim Wallach, R (1, 5) OBP: 0.330, SLG: 0.451	K					G3			1B 2B	3	0	1	0	0	1	0											
Mitch Webster, S (1, 8) OBP: 0.246, SLG: 0.424									K	3	0	2	0	0	1	1											
Skeeter Barnes, R (1, 9) OBP: 0.174, SLG: 0.217									CS 1B	3	0	1	0	0	0	1											
Mike Fitzgerald, R (1, 2) OBP: 0.306, SLG: 0.293									CS 1B	3	0	0	0	0	2	2											
Joe Hesketh, R (1, 1) OBP: 0.188, SLG: 0.133									E6 B3-6-4	2	0	0	0	0	2	2											
Andre Dawson, R (8, PH) OBP: 0.302, SLG: 0.425									B3-6-4	1	0	0	0	0	0	2											
Gary Lucas, L (8, 1)									FC6-4	0	0	0	0	0	0	0											
Inning Stats	R: 0 E: 0 K: 1 S: 5	H: 0 LOB: 0 BB: 0 P: 5	R: 0 E: 0 K: 1 S: 5	H: 1 LOB: 0 BB: 0 P: 5	R: 0 E: 0 K: 2 S: 7	H: 0 LOB: 0 BB: 0 P: 7	R: 0 E: 0 K: 1 S: 6	H: 1 LOB: 1 BB: 0 P: 6	R: 0 E: 0 K: 0 S: 3	H: 0 LOB: 0 BB: 0 P: 3	R: 0 E: 1 K: 0 S: 3	H: 0 LOB: 0 BB: 0 P: 3	R: 0 E: 0 K: 0 S: 3	H: 1 LOB: 0 BB: 0 P: 3	R: 0 E: 0 K: 2 S: 9	H: 2 LOB: 2 BB: 0 P: 9	R: 0 E: 0 K: 0 S: 3	H: 1 LOB: 0 BB: 0 P: 3	1B: 6 2B: 1 3B: 0 HR: 0	SF: 0 SAC: 0 DP: 3 HBP: 0	WP: 0 PB: 0 SB: 1 CS: 2	PA: 31					
PITCHER	IP	WLS	BF	H	R	ER	SO	BB	IBB	HBP	BLK	WP	HR	S	P	ERA	WHIP										
Ron Robinson, R (1, 1) ERA: 2.43	7.1	W	25	6	0	0	6	0	0	0	0	0	0	37	37	0.00	0.818										
Ted Power, R (8, 1) ERA: 1.72	1.2	S	5	1	0	0	1	0	0	0	0	0	0	7	7	0.00	0.600										


Batter	1	2	3	4	5	6	7	8	9	AB	R	H	RBI	BB	SO	LOB	BOTTOM										
Gary Redus, R (1, 7) OBP: 0.358, SLG: 0.410	6-3									4	0	1	1	0	2	1	<p>Montreal Expos @ Cincinnati Reds Riverfront Stadium, Cincinnati, OH Thu Jul 11 1985, 7:05 PM EDT Att: 21,150 - Unknown</p> <p>livebaseballscorecards.com</p> <p>AB 29 R 2 H 7 RBI 2 BB 3 SO 8 LOB 9</p> 										
Eddie Milner, L (1, 8) OBP: 0.315, SLG: 0.261	4-3									4	0	0	0	0	0	2											
Dave Parker, L (1, 9) OBP: 0.359, SLG: 0.523	K									4	0	0	0	0	2	0											
Tony Perez, R (1, 3) OBP: 0.382, SLG: 0.506										4	0	1	0	0	2	0											
Nick Esasky, R (1, 5) OBP: 0.353, SLG: 0.415										4	0	1	0	0	1	1											
Dave Concepcion, R (1, 6) OBP: 0.325, SLG: 0.371										2	1	1	0	2	0	1											
Ron Oester, S (1, 4) OBP: 0.333, SLG: 0.368										2	1	1	0	1	0	0											
Dann Bilardello, R (1, 2) OBP: 0.184, SLG: 0.162										3	0	2	1	0	0	2											
Ron Robinson, R (1, 1) Ted Power, R (8, 1)										2	0	0	0	0	1	2											
Inning Stats	R: 0 E: 0 K: 1 S: 5	H: 0 LOB: 0 BB: 0 P: 5	R: 0 E: 0 K: 1 S: 5	H: 0 LOB: 2 BB: 2 P: 13	R: 0 E: 0 K: 1 S: 5	H: 0 LOB: 0 BB: 0 P: 5	R: 0 E: 0 K: 0 S: 4	H: 1 LOB: 1 BB: 0 P: 4	R: 0 E: 0 K: 1 S: 6	H: 1 LOB: 1 BB: 0 P: 6	R: 0 E: 0 K: 1 S: 5	H: 0 LOB: 0 BB: 0 P: 5	R: 2 E: 0 K: 2 S: 11	H: 4 LOB: 2 BB: 0 P: 11	R: 0 E: 0 K: 1 S: 5	H: 1 LOB: 1 BB: 1 P: 9	R: 0 E: 0 K: 1 S: 5	H: 1 LOB: 1 BB: 1 P: 9	1B: 6 2B: 1 3B: 0 HR: 0	SF: 0 SAC: 1 DP: 0 HBP: 0	WP: 0 PB: 0 SB: 0 CS: 0	PA: 34					
PITCHER	IP	WLS	BF	H	R	ER	SO	BB	IBB	HBP	BLK	WP	HR	S	P	ERA	WHIP										
Joe Hesketh, L (1, 1) ERA: 2.57	7.0	L	29	6	2	2	7	2	0	0	0	0	0	41	49	2.57	1.143										
Gary Lucas, L (8, 1) ERA: 2.93	1.0		4	1	0	0	1	0	1	0	0	0	0	5	9	0.00	1.000										

Batter	1	2	3	4	5	6	7	8	9	10	11	AB	R	H	RBI	BB	SO	LOB	TOP					
Tim Raines, S OBP: 0.360, SLG: 0.422	G3	F7		F6		1-3			F6		6-3	6	0	0	0	0	0	2						
Vance Law, R OBP: 0.348, SLG: 0.388	1B 2B			1-3 1B		5-3			F8 1B		K	6	2	4	0	0	1	0						
Hubie Brooks, R OBP: 0.298, SLG: 0.367	1B			1-3		F8			1-3		5-3	6	1	2	1	0	0	1						
Dan Driessen, L OBP: 0.338, SLG: 0.390	1-3 1B			HBP		1B			F8			3	1	2	1	1	0	2						
Tim Wallach, R OBP: 0.328, SLG: 0.445	1-3			K		1B			8-3		FC4-6	4	0	0	0	1	1	6						
Terry Francona, L OBP: 0.253, SLG: 0.296	F8			4-3					G3		6-3 SH1-4 1B	5	0	2	1	0	0	3						
Al Newman, S OBP: 0.118, SLG: 0.176						1-3 2-H						0	0	0	0	0	0	0						
Mitch Webster, S OBP: 0.247, SLG: 0.429				F8		4-3			F8		SH1-4	4	0	1	0	0	0	2						
Mike Fitzgerald, R OBP: 0.308, SLG: 0.296				G4 1B		SH1-4 1B			F8		6-3	5	0	2	0	0	1	3						
David Palmer, R OBP: 0.107, SLG: 0.129				G4		SH1-4			F7		F8	1	0	0	0	0	0	1						
Jack O'Connor, L OBP: 0.167, SLG: 0.208												0	0	0	0	0	0	0						
Bert Roberge, R OBP: 0.145, SLG: 0.236												0	0	0	0	0	0	0						
Jim Wolford, R OBP: 0.145, SLG: 0.236												0	0	0	0	0	0	1						
Tim Burke, R OBP: 0.145, SLG: 0.236												0	0	0	0	0	0	0						
Andre Dawson, R OBP: 0.145, SLG: 0.236												0	0	0	0	0	0	2						
Randy St. Claire, R OBP: 0.145, SLG: 0.236												0	0	0	0	0	0	0						
Inning Stats	R: 2 E: 0 K: 0 S: 6	H: 3 LOB: 1 BB: 0 P: 6	R: 0 E: 0 K: 0 S: 4	H: 1 LOB: 1 BB: 0 P: 4	R: 0 E: 0 K: 1 S: 6	H: 1 LOB: 2 BB: 0 P: 7	R: 0 E: 0 K: 0 S: 4	H: 1 LOB: 1 BB: 0 P: 4	R: 1 E: 0 K: 0 S: 5	H: 2 LOB: 2 BB: 1 P: 9	R: 0 E: 0 K: 1 S: 5	H: 0 LOB: 0 BB: 0 P: 5	R: 1 E: 0 K: 0 S: 3	H: 1 LOB: 0 BB: 1 P: 7	R: 0 E: 0 K: 0 S: 4	H: 1 LOB: 1 BB: 0 P: 4	R: 0 E: 0 K: 0 S: 5	H: 2 LOB: 2 BB: 0 P: 5	R: 0 E: 0 K: 1 S: 5	H: 0 LOB: 0 BB: 0 P: 5	1B: 9 2B: 4 3B: 1 HR: 0	SF: 0 SAC: 2 DP: 1 HBP: 1	WP: 0 PB: 1 SB: 0 CS: 0	PA: 48
PITCHER	IP ERA WLS BF H R ER SO BB IBB HBP BLK WP HR S P ERA WHIP	5.0 3.83 2.1 9 2 1 0 1 1 0 0 0 0 0 0 10 14 0.00 1.286	6.1 3.45 2.2 11 3 0 0 0 0 0 0 0 0 0 0 11 11 0.00 1.125	8.1 1.8 1.0 W 3 0 0 0 1 0 0 0 0 0 5 5 0.00 0.000	PITCHER																			

Montreal Expos @ Cincinnati Reds
Riverfront Stadium, Cincinnati, OH
Fri Jul 12 1985, 7:05 PM EDT
Att: 29,372 - Unknown

livebaseballscorecards.com

AB 43
R 4
H 13
RBI 3
BB 2
SO 3
LOB 23




Batter	1	2	3	4	5	6	7	8	9	10	11	AB	R	H	RBI	BB	SO	LOB	BOTTOM					
Eddie Milner, L OBP: 0.319, SLG: 0.265	G3			4-3 SH1-4 1B		FC3-6			F8		F8 S 1B	5	2	2	0	1	0	2						
Max Venable, L OBP: 0.333, SLG: 0.417	FC4 S 1B			SH1-4		4-3			K		F8	4	1	1	0	1	1	2						
Pete Rose, S OBP: 0.397, SLG: 0.332	FC4 BB			4-3		4-3			F7		F8 S 1B	3	0	1	1	3	0	1						
Dave Parker, L OBP: 0.358, SLG: 0.518	FC4 1B			4-3		F7			FC5-4 1B		F7	5	0	1	1	1	0	6						
Wayne Krenchicki, L OBP: 0.143, SLG: 0.143				4-3					F9		F7	2	0	1	1	0	0	1						
Nick Esasky, R OBP: 0.143, SLG: 0.143											E5	2	0	1	1	0	0	1						
Ted Power, R OBP: 0.209, SLG: 0.291											1B	0	0	0	0	0	0	0						
Duane Walker, L OBP: 0.143, SLG: 0.143											1B	0	0	0	0	0	0	0						
John Franco, R OBP: 0.143, SLG: 0.143											1B	0	0	0	0	0	0	0						
Tony Pérez, R OBP: 0.143, SLG: 0.143											1B	0	0	0	0	0	0	2						
Dave Concepcion, R OBP: 0.323, SLG: 0.367	F8					1B			G4-6-3		6-3	5	1	1	0	0	0	4						
Ron Oester, S OBP: 0.338, SLG: 0.371						1B			F9		4-3	4	0	2	0	1	0	0						
Dann Bilardello, R OBP: 0.209, SLG: 0.190						FC1-5 1B			FC3-6 FC1-5 1B		5-3	5	1	2	1	0	0	3						
Frank Pastore, R OBP: 0.214						FC1-5			6-3		F8	2	0	0	0	0	1	2						
Tom Hume, R OBP: 0.205, SLG: 0.244	K					FC1-5			6-3		4-3	1	0	0	0	0	0	0						
Tom Foley, L OBP: 0.205, SLG: 0.244						FC3-6			F4			2	0	0	0	0	0	1						
Inning Stats	R: 1 E: 0 K: 0 S: 5	H: 2 LOB: 2 BB: 1 P: 9	R: 0 E: 0 K: 1 S: 4	H: 0 LOB: 0 BB: 1 P: 8	R: 1 E: 0 K: 0 S: 5	H: 2 LOB: 1 BB: 0 P: 5	R: 2 E: 0 K: 0 S: 6	H: 3 LOB: 3 BB: 1 P: 14	R: 0 E: 0 K: 0 S: 3	H: 0 LOB: 0 BB: 0 P: 7	R: 0 E: 0 K: 0 S: 3	H: 1 LOB: 1 BB: 2 P: 3	R: 0 E: 0 K: 0 S: 4	H: 1 LOB: 1 BB: 0 P: 4	R: 0 E: 0 K: 1 S: 5	H: 0 LOB: 0 BB: 0 P: 5	R: 0 E: 0 K: 0 S: 5	H: 2 LOB: 2 BB: 0 P: 5	R: 1 E: 1 K: 0 S: 4	H: 1 LOB: 3 BB: 2 P: 12	1B: 13 2B: 0 3B: 0 HR: 0	SF: 0 SAC: 1 DP: 2 HBP: 0	WP: 0 PB: 0 SB: 4 CS: 1	PA: 50
PITCHER	IP ERA WLS BF H R ER SO BB IBB HBP BLK WP HR S P ERA WHIP	3.2 3.01 1.1 4 1 0 0 1 4 0 0 0 0 0 4 4 9.82 3.000	4.1 4.0 2.0 7 1 0 0 0 1 0 0 0 0 0 6 10 0.00 1.000	6.1 2.05 2.0 7 1 0 0 1 0 0 0 0 0 9 9 0.00 0.500	8.1 1.44 1.2 L 11 3 1 0 0 0 2 0 0 0 0 9 17 0.00 1.800	PITCHER																		

Montreal Expos @ Cincinnati Reds
Riverfront Stadium, Cincinnati, OH
Fri Jul 12 1985, 7:05 PM EDT
Att: 29,372 - Unknown

livebaseballscorecards.com

AB 42
R 5
H 13
RBI 4
BB 7
SO 2
LOB 25



Batter	1	2	3	4	5	6	7	8	9	AB	R	H	RBI	BB	SO	LOB	TOP			
Herm Winningham, L (1, 8) OBP: 0.335, SLG: 0.340	F6		SH HR 1B		4-3			S E 1B	F8	5	2	2	0	0	0	1				
Vance Law, R (1, 4) OBP: 0.350, SLG: 0.385	S E 1B BB		SH HR		F7			F8	FC6-4 BB	2	2	0	0	2	0	1				
Hubie Brooks, R (1, 6) OBP: 0.302, SLG: 0.378	S 1-2 1B		HR		5-3			2B FC5-2 BB	FC6-4	4	1	2	3	1	0	2				
Dan Driessen, L (1, 3) OBP: 0.337, SLG: 0.391	K 1-3 2H		F5		4-3			FC5-2 1B 2B		4	1	1	0	0	1	1				
Tim Wallach, R (1, 5) OBP: 0.324, SLG: 0.439	K		F9		K			FC5-2 1B		4	0	0	0	0	2	3				
Terry Francona, L (1, 7) OBP: 0.300, SLG: 0.304			F8		F5			CS 1B		4	0	2	1	0	0	0				
Mitch Webster, S (1, 9) OBP: 0.234, SLG: 0.405	F7				K			CS 1-2	F3	4	0	0	0	0	1	2				
Mike Fitzgerald, R (1, 2) OBP: 0.312, SLG: 0.302					6-3					2	0	1	0	0	0	0				
Skeeter Barnes, R (7, PR) OBP: 0.197, SLG: 0.208										0	0	0	0	0	0	0				
Sal Butera, R (7, 2) OBP: 0.255, SLG: 0.227								CS HBP		1	0	1	0	0	0	0				
Bill Gullickson, R (1, 1) OBP: 0.143, SLG: 0.179										3	0	0	0	0	2	2				
Jeff Reardon, R (8, 1) OBP: 0.250, SLG: 0.250	K				G3					0	0	0	0	0	0	0				
Gary Lucas, L (8, 1)										1	0	0	0	0	1	1				
Tim Burke, R (9, 1) OBP: 0.250, SLG: 0.250								1-2	K	0	0	0	0	0	0	0				
Inning Stats	R: 1 E: 1 K: 2 S: 8	H: 1 LOB: 1 BB: 1 P: 12	R: 0 E: 0 K: 1 S: 6	H: 1 LOB: 1 BB: 0 P: 6	R: 3 E: 1 K: 0 S: 6	H: 2 LOB: 0 BB: 0 P: 6	R: 0 E: 0 K: 1 S: 5	H: 0 LOB: 0 BB: 0 P: 5	R: 0 E: 0 K: 1 S: 3	H: 1 LOB: 0 BB: 0 P: 5	R: 0 E: 0 K: 1 S: 4	H: 0 LOB: 1 BB: 0 P: 5	R: 2 E: 0 K: 0 S: 6	H: 3 LOB: 2 BB: 1 P: 10	R: 0 E: 0 K: 1 S: 6	H: 1 LOB: 2 BB: 1 P: 10	1B: 6 2B: 2 3B: 0 HR: 1	SF: 0 SAC: 1 DP: 0 HBP: 1	WP: 0 PB: 0 SB: 6 CS: 2	PA: 40
PITCHER	IP WLS BF H R ER SO BB IBB HBP BLK WP HR S P ERA WHIP	IP WLS BF H R ER SO BB IBB HBP BLK WP HR S P ERA WHIP																		
Mario Soto, R (1, 1) ERA: 3.45	7.2 L 33 8 6 4 6 2 0 1 0 0 0 1 42 51 4.70 1.304	1.1 6 1 0 0 1 1 0 0 0 0 0 0 7 11 0.00 1.500																		
Bob Buchanan, L (8, 1) ERA:																				

Montreal Expos @ Cincinnati Reds
Riverfront Stadium, Cincinnati, OH
Sat Jul 13 1985, 7:05 PM EDT
Att: 31,167 - Unknown

AB	34
R	6
H	9
RBI	4
BB	3
SO	7
LOB	13



Batter	1	2	3	4	5	6	7	8	9	AB	R	H	RBI	BB	SO	LOB	BOTTOM					
Eddie Milner, L (1, 8) OBP: 0.318, SLG: 0.269	F4		F7		1B 2B				BB BB BB	4	1	1	0	0	0	1						
Cesar Cedeno, R (9, PH) OBP: 0.311, SLG: 0.349										0	0	0	0	1	0	0						
Max Venable, L (1, 7) OBP: 0.326, SLG: 0.400	1-3				5-3				F7	4	0	1	0	0	0	1						
Tony Perez, R (9, PH) OBP: 0.378, SLG: 0.500										0	0	0	0	0	0	0						
Duane Walker, L (9, PH) OBP: 0.264, SLG: 0.383			1B							1	0	0	0	0	0	2						
Pete Rose, S (1, 3) OBP: 0.401, SLG: 0.329	BB BB BB		F9		1B BB				BB BB	2	0	0	0	3	1	2						
Dave Parker, L (1, 9) OBP: 0.362, SLG: 0.527	1-2 1B		4-3		F8				HR BB	4	1	2	2	1	0	4						
Wayne Krenchicki, L (1, 5) OBP: 0.389, SLG: 0.448	F7				1B 1B				6-3 F5	3	0	2	1	0	0	2						
Nick Esasky, R (8, PH) OBP: 0.352, SLG: 0.412					1-2 2H 1B					2	0	0	0	0	0	3						
Dave Concepcion, R (1, 6) OBP: 0.321, SLG: 0.365			F8		5-3				K	5	0	1	0	0	1	5						
Ron Oester, S (1, 4) OBP: 0.337, SLG: 0.373	F7				F8					4	0	1	0	0	0	2						
Dann Bilardello, R (1, 2) OBP: 0.191, SLG: 0.174	F6				K					4	0	0	0	0	1	3						
Mario Soto, R (1, 1) OBP: 0.154, SLG: 0.176					5-3					3	0	0	0	0	0	2						
Bob Buchanan, L (8, 1) ERA:										0	0	0	0	0	0	0						
Gary Redus, R (9, PH) OBP: 0.361, SLG: 0.414			E6 1B		5-3				BB BB BB 1B	1	1	1	0	0	0	0						
Inning Stats	R: 0 E: 0 K: 0 S: 4	H: 1 LOB: 2 BB: 1 P: 8	R: 0 E: 0 K: 0 S: 3	H: 0 LOB: 0 BB: 0 P: 3	R: 0 E: 1 K: 0 S: 5	H: 1 LOB: 2 BB: 0 P: 5	R: 0 E: 0 K: 1 S: 7	H: 2 LOB: 2 BB: 0 P: 7	R: 1 E: 0 K: 0 S: 5	H: 2 LOB: 2 BB: 1 P: 9	R: 0 E: 0 K: 0 S: 3	H: 0 LOB: 0 BB: 0 P: 3	R: 0 E: 0 K: 1 S: 5	H: 0 LOB: 0 BB: 0 P: 5	R: 1 E: 0 K: 0 S: 5	H: 2 LOB: 1 BB: 0 P: 5	R: 1 E: 0 K: 1 S: 6	H: 1 LOB: 3 BB: 3 P: 18	1B: 6 2B: 2 3B: 0 HR: 1	SF: 0 SAC: 0 DP: 0 HBP: 0	WP: 0 PB: 0 SB: 0 CS: 0	PA: 42
PITCHER	IP WLS BF H R ER SO BB IBB HBP BLK WP HR S P ERA WHIP	IP WLS BF H R ER SO BB IBB HBP BLK WP HR S P ERA WHIP																				
Bill Gullickson, R (1, 1) ERA: 3.75	7.0 L 30 8 6 4 6 2 0 1 0 0 0 1 42 51 4.70 1.304	1.1 6 1 0 0 1 1 0 0 0 0 0 0 7 11 0.00 1.500																				
Jeff Reardon, R (8, 1) ERA: 2.52	0.0 1 1 1 1 0 0 0 0 0 0 0 0 1 1 1 1 1.29 1.143																					
Gary Lucas, L (8, 1) ERA: 3.14	1.0 6 2 1 1 0 1 0 0 0 0 0 0 5 9 9.00 3.000																					
Tim Burke, R (9, 1) ERA: 1.41	1.0 S 5 0 0 0 1 2 0 0 0 0 0 5 13 0.00 2.000																					

Montreal Expos @ Cincinnati Reds
Riverfront Stadium, Cincinnati, OH
Sat Jul 13 1985, 7:05 PM EDT
Att: 31,167 - Unknown

AB	37
R	3
H	9
RBI	3
BB	5
SO	3
LOB	27




Batter	1	2	3	4	5	6	7	8	9	10	AB	R	H	RBI	BB	SO	LOB	TOP				
Tim Raines, S OBP: 0.361, SLG: 0.420 (1, 7)	G4-3 1B		F7		K			5-3		G4-6-3 IBB	4	0	1	0	1	1	1	Montreal Expos @ Cincinnati Reds Riverfront Stadium, Cincinnati, OH Sun Jul 14 1986, 3:33 AM EDT Att: 19,824 - Unknown AB 33 R 4 H 9 RBI 4 BB 3 SO 5 LOB 9				
Vance Law, R OBP: 0.344, SLG: 0.378 Gary Lucas, L (10, 1)	G4-3		F9					5-3		G4-6-3	5	0	0	0	0	0	4					
Hubie Brooks, R OBP: 0.304, SLG: 0.378 (1, 6)	F3			4-3 1B BB					F2		3	2	1	0	1	0	0					
Tim Wallach, R OBP: 0.326, SLG: 0.443 (1, 5)		6-3		1B 4-3 SF9 1B					F8		4	1	2	1	0	0	0					
Dan Driessen, L OBP: 0.336, SLG: 0.393 (1, 3)	F8			4-3					F7		4	0	1	0	0	0	2					
Jim Wohlford, R OBP: 0.262, SLG: 0.239 Mitch Webster, S OBP: 0.234, SLG: 0.405 (9, PR) (9, 9)	1-3			1-2 2-3					2B		3	0	1	1	1	0	0					
Herm Winningham, L OBP: 0.333, SLG: 0.358 (1, 8)				1-2 2-3 3-H	CS 1B				IBB		3	1	1	2	0	2	2					
Mike Fitzgerald, R OBP: 0.298, SLG: 0.298 Bert Roberge, R (7, 1) Tim Burke, R OBP: 0.300, SLG: 0.290 Terry Francona, L OBP: 0.260, SLG: 0.240 Al Newman, L OBP: 0.176, SLG: 0.176 (10, PH) (10, PH) (10, 4)			F8	CS	6-3					SH3-4 1B	3	0	0	0	0	1	0					
Bryn Smith, R OBP: 0.227, SLG: 0.233 Steve Nicosia, R OBP: 0.264, SLG: 0.229 (1, 1) (7, 2)						K				SH3-4	2	0	1	0	0	1	0					
Inning Stats	R: 0 E: 0 K: 1 S: 3	H: 1 LOB: 0 BB: 0 P: 3	R: 0 E: 0 K: 0 S: 3	H: 0 LOB: 0 BB: 0 P: 3	R: 1 E: 0 K: 0 S: 5	H: 2 LOB: 1 BB: 0 P: 5	R: 2 E: 0 K: 0 S: 4	H: 2 LOB: 0 BB: 1 P: 8	R: 0 E: 0 K: 2 S: 7	H: 0 LOB: 0 BB: 0 P: 7	R: 1 E: 0 K: 0 S: 4	H: 2 LOB: 0 BB: 0 P: 4	R: 0 E: 0 K: 2 S: 7	H: 0 LOB: 0 BB: 0 P: 3	R: 0 E: 0 K: 1 S: 6	H: 1 LOB: 2 BB: 1 P: 10	R: 0 E: 0 K: 0 S: 3		H: 1 LOB: 2 BB: 1 P: 7	1B: 6 2B: 2 3B: 0 HR: 1	SF: 1 SAC: 1 DP: 2 HBP: 0	WP: 0 PB: 0 SB: 0 CS: 1
PITCHER	IP 7.0	WLS 26	BF 7	H 4	R 4	ER 4	SO 4	BB 1	IBB 0	HBP 0	BLK 0	WP 0	HR 1	S 33	P 37	ERA 5.14	WHIP 1.143					
Tom Browning, L ERA: 3.73 (1, 1)	John Franco, L ERA: 1.83 (8, 1)	Ted Power, R ERA: 1.56 (10, 1)																				

Batter	1	2	3	4	5	6	7	8	9	10	AB	R	H	RBI	BB	SO	LOB	BOTTOM				
Eddie Milner, L OBP: 0.319, SLG: 0.281 (1, 8)	4-3				SF8					K	4	0	2	1	0	1	0	Montreal Expos @ Cincinnati Reds Riverfront Stadium, Cincinnati, OH Sun Jul 14 1986, 3:33 AM EDT Att: 19,824 - Unknown AB 36 R 5 H 11 RBI 5 BB 2 SO 6 LOB 11				
Max Venable, L OBP: 0.319, SLG: 0.386 Cesar Cedeno, R OBP: 0.315, SLG: 0.352 (1, 7) (10, PH)	K		F8					F6		S 1B	4	0	1	0	0	1	2					
Pete Rose, S OBP: 0.397, SLG: 0.323 (1, 3)	F7			1-3	4-3			4-3		1B BB	4	0	0	0	1	0	3					
Dave Parker, L OBP: 0.362, SLG: 0.528 (1, 9)		SH1-3 1-4-3 2B		F5				F9		1B	5	1	2	1	0	1	0					
Wayne Krenchicki, L OBP: 0.388, SLG: 0.445 Gary Redus, R OBP: 0.361, SLG: 0.414 Alan Knicely, R OBP: 0.331, SLG: 0.416 (1, 5) (9, PR) (10, 2)		SH1-3		4-3				F9		1B	3	0	1	0	0	0	0					
Dave Concepcion, R OBP: 0.323, SLG: 0.386 (1, 6) (10, 5)		1-4-3			6-3 1B 1B			K		E8 1B	4	1	2	2	0	1	0					
Ron Oester, S OBP: 0.336, SLG: 0.371 (1, 4)	F7				1B 6-3 SF8 1B			1-3		F3	4	1	1	0	0	0	2					
Dann Bilardello, R OBP: 0.180, SLG: 0.163 Tom Foley, L OBP: 0.213, SLG: 0.244 (1, 2) (9, PH) (10, 6)				K				F8		IBB	3	0	0	0	0	1	0					
Tom Browning, L OBP: 0.220, SLG: 0.211 Duane Walker, L OBP: 0.259, SLG: 0.375 John Franco, L OBP: 0.333, SLG: 0.333 Tony Perez, R OBP: 0.374, SLG: 0.494 Ted Power, R (1, 1) (7, PH) (8, 1) (9, PH) (10, 1)		4-3			2-3 3-H			K		6-3	2	0	1	1	0	0	0					
Inning Stats	R: 0 E: 0 K: 1 S: 5	H: 0 LOB: 0 BB: 0 P: 5	R: 1 E: 0 K: 0 S: 4	H: 1 LOB: 1 BB: 0 P: 4	R: 0 E: 0 K: 1 S: 6	H: 1 LOB: 1 BB: 0 P: 6	R: 0 E: 0 K: 0 S: 3	H: 0 LOB: 0 BB: 0 P: 3	R: 2 E: 0 K: 0 S: 7	H: 4 LOB: 2 BB: 0 P: 7	R: 0 E: 0 K: 1 S: 5	H: 0 LOB: 0 BB: 0 P: 5	R: 0 E: 0 K: 0 S: 3	H: 1 LOB: 0 BB: 0 P: 3	R: 1 E: 1 K: 1 S: 7	H: 2 LOB: 2 BB: 1 P: 11	R: 1 E: 0 K: 1 S: 5		H: 2 LOB: 2 BB: 1 P: 9	1B: 9 2B: 2 3B: 1 HR: 0	SF: 1 SAC: 1 DP: 1 HBP: 0	WP: 0 PB: 0 SB: 2 CS: 0
PITCHER	IP 6.0	WLS 24	BF 6	H 3	R 3	ER 3	SO 3	BB 0	IBB 0	HBP 0	BLK 0	WP 0	HR 0	S 30	P 30	ERA 4.50	WHIP 1.000					
Bryn Smith, R ERA: 3.0 (1, 1)	Bert Roberge, R ERA: 2.1 (7, 1)	Tim Burke, R ERA: 1.4 (9, 1)	Gary Lucas, L ERA: 3.41 (10, 1)																			

TOP

Montreal Expos @ Cincinnati Reds
Riverfront Stadium, Cincinnati, OH
Sun Jul 14 1986, 3:33 AM EDT
Att: 19,824 - Unknown

AB 33
R 4
H 9
RBI 4
BB 3
SO 5
LOB 9




WP: 0 PA: 39
PB: 0 SB: 0 CS: 1

BOTTOM

Montreal Expos @ Cincinnati Reds
Riverfront Stadium, Cincinnati, OH
Sun Jul 14 1986, 3:33 AM EDT
Att: 19,824 - Unknown

AB 36
R 5
H 11
RBI 5
BB 2
SO 6
LOB 11



WP: 0 PA: 40
PB: 0 SB: 2 CS: 0

Batter	1	2	3	4	5	6	7	8	9	AB	R	H	RBI	BB	SO	LOB	TOP									
Bill Doran, S OBP: 0.358, SLG: 0.411 (1,4)										4	0	0	0	0	1	3	Houston Astros @ Montreal Expos Olympic Stadium, Montreal, QB Thu Jul 18 1985, 7:05 PM EDT Att: 23,256 - Unknown									
Phil Garner, R OBP: 0.292, SLG: 0.360 (1,5)										4	0	0	0	0	2	3										
Kevin Bass, S OBP: 0.278, SLG: 0.404 (1,8)										4	0	2	0	0	0	1										
Jose Cruz, L OBP: 0.337, SLG: 0.410 (1,7)										4	0	0	0	0	0	4										
Glenn Davis, R OBP: 0.278, SLG: 0.300 (1,3)										4	0	0	0	0	2	1										
Terry Puhl, L OBP: 0.337, SLG: 0.404 (1,9)										1	0	0	0	0	0	0										
Jerry Mumphrey, S OBP: 0.331, SLG: 0.399 (3,9)										3	0	2	0	0	0	0										
Alan Ashby, S OBP: 0.377, SLG: 0.452 (1,2)										4	0	0	0	0	0	3										
Dickie Thon, R OBP: 0.252, SLG: 0.279 (1,6)										3	0	2	0	0	0	0										
Joe Niekro, R OBP: 0.227, SLG: 0.256 (1,1)										1	0	1	0	0	0	0										
Jim Pankovits, R OBP: 0.370, SLG: 0.420 (8, PH)										1	0	0	0	0	0	1										
Frank DiPino, L OBP: 0.333, SLG: 0.333 (8, 1)										0	0	0	0	0	0	0										
Inning Stats	R: 0 E: 1 K: 1 S: 6	H: 0 LOB: 1 BB: 0 P: 6	R: 0 E: 0 K: 1 S: 5	H: 0 LOB: 0 BB: 0 P: 5	R: 0 E: 0 K: 1 S: 6	H: 1 LOB: 1 BB: 0 P: 6	R: 0 E: 0 K: 0 S: 3	H: 0 LOB: 0 BB: 0 P: 3	R: 0 E: 0 K: 0 S: 3	H: 0 LOB: 0 BB: 0 P: 3	R: 0 E: 0 K: 1 S: 7	H: 2 LOB: 2 BB: 0 P: 7	R: 0 E: 0 K: 0 S: 3	H: 1 LOB: 0 BB: 0 P: 3	R: 0 E: 0 K: 0 S: 4	H: 1 LOB: 1 BB: 0 P: 4	R: 0 E: 0 K: 1 S: 7	H: 2 LOB: 2 BB: 0 P: 7	R: 0 E: 0 K: 0 S: 4	H: 1 LOB: 2 BB: 0 P: 7	R: 0 E: 0 K: 1 S: 7	H: 2 LOB: 2 BB: 0 P: 7	1B: 6 2B: 1 3B: 0 HR: 0	SF: 0 SAC: 1 DP: 1 HBP: 0	WP: 0 PB: 0 SB: 0 CS: 0	PA: 34
PITCHER	IP WLS BF H R ER SO BB IBB HBP BLK WP HR S P ERA WHIP																									
Joe Hesketh, L ERA: 2.38 (1,1)	8.2 W 33	H 7 R 0 ER 0 SO 5	BB 0 IBB 0 HBP 0 BLK 0	WP 0 HR 0 S 43 P 43	ERA 0.00 WHIP 0.808																					
Jeff Reardon, R ERA: 2.5 (9,1)	0.1 S 1	H 0 R 0 ER 0 SO 0	BB 0 IBB 0 HBP 0 BLK 0	WP 0 HR 0 S 1 P 1	ERA 0.00 WHIP 0.000																					

Batter	1	2	3	4	5	6	7	8	9	AB	R	H	RBI	BB	SO	LOB	BOTTOM					
Tim Raines, S OBP: 0.362, SLG: 0.419 (1,7)										3	0	1	0	1	0	0	Houston Astros @ Montreal Expos Olympic Stadium, Montreal, QB Thu Jul 18 1985, 7:05 PM EDT Att: 23,256 - Unknown					
Vance Law, R OBP: 0.346, SLG: 0.378 (1,4)										3	0	1	0	1	0	1						
Andre Dawson, R OBP: 0.301, SLG: 0.422 (1,9)										3	0	1	0	0	0	2						
Mitch Webster, S OBP: 0.231, SLG: 0.400 (6, PR) (7,9)										1	0	0	0	0	0	1						
Dan Driessen, L OBP: 0.332, SLG: 0.388 (1,3)										3	0	0	0	0	0	2						
Hubie Brooks, R OBP: 0.304, SLG: 0.380 (1,6)										3	1	1	0	0	1	1						
Tim Lincecum, R OBP: 0.323, SLG: 0.439 (1,5)										3	1	0	0	0	1	1						
Herm Winningham, L OBP: 0.333, SLG: 0.356 (1,8)										1	1	0	1	1	0	0						
Mike Fitzgerald, R OBP: 0.305, SLG: 0.295 (1,2)										2	0	0	1	0	1	0						
Joe Hesketh, R OBP: 0.171, SLG: 0.121 (1,1)										3	0	0	0	0	1	0						
Jeff Reardon, R OBP: 0.250, SLG: 0.250 (9,1)										0	0	0	0	0	0	0						
Inning Stats	R: 0 E: 0 K: 0 S: 2	H: 0 LOB: 2 BB: 2 P: 10	R: 1 E: 0 K: 0 S: 4	H: 1 LOB: 0 BB: 0 P: 4	R: 0 E: 0 K: 0 S: 4	H: 1 LOB: 1 BB: 0 P: 4	R: 0 E: 0 K: 0 S: 3	H: 0 LOB: 0 BB: 0 P: 3	R: 1 E: 0 K: 0 S: 3	H: 0 LOB: 0 BB: 1 P: 7	R: 0 E: 0 K: 1 S: 6	H: 1 LOB: 2 BB: 0 P: 6	R: 1 E: 0 K: 3 S: 10	H: 0 LOB: 0 BB: 0 P: 10	R: 0 E: 0 K: 0 S: 3	H: 1 LOB: 0 BB: 0 P: 3	R: 0 E: 0 K: 0 S: 3	H: 1 LOB: 0 BB: 0 P: 3	1B: 3 2B: 1 3B: 0 HR: 0	SF: 2 SAC: 0 DP: 0 HBP: 0	WP: 1 PB: 2 SB: 4 CS: 2	PA: 31
PITCHER	IP WLS BF H R ER SO BB IBB HBP BLK WP HR S P ERA WHIP																					
Joe Niekro, R ERA: 2.85 (1,1)	7.0 L 27	H 3 R 3 ER 1 SO 4	BB 3 IBB 0 HBP 0 BLK 0	WP 1 HR 0 S 32 P 44	ERA 1.29 WHIP 0.857																	
Frank DiPino, L ERA: 3.74 (8,1)	1.0	H 1 R 0 ER 0 SO 0	BB 0 IBB 0 HBP 0 BLK 0	WP 0 HR 0 S 3 P 3	ERA 0.00 WHIP 1.000																	

Batter	1	2	3	4	5	6	7	8	9	AB	R	H	RBI	BB	SO	LOB	TOP			
Bill Doran, S OBP: 0.357, SLG: 0.409 (1, 4)										4	0	1	0	0	2	1	Houston Astros @ Montreal Expos Olympic Stadium, Montreal, QB Fri Jul 19 1985, 7:05 PM EDT Att: 18,760 - Unknown			
Craig Reynolds, L OBP: 0.303, SLG: 0.385 (1, 6)										4	0	1	0	0	0	2				
Kevin Bass, S OBP: 0.274, SLG: 0.399 (1, 8)										4	0	0	0	0	0	2				
Jose Cruz, L OBP: 0.335, SLG: 0.408 (1, 7)										4	0	1	0	0	0	0				
Jerry Mumphy, S OBP: 0.325, SLG: 0.392 (1, 9)										4	0	0	0	0	3	1				
Phil Garner, R OBP: 0.292, SLG: 0.360 (1, 5)										3	0	1	0	0	0	0				
Harry Spilman, L OBP: 0.200, SLG: 0.231 (1, 3)										3	0	0	0	0	1	2				
Alan Ashby, S OBP: 0.371, SLG: 0.443 (1, 2)										3	0	0	0	0	1	0				
Bob Knepper, L OBP: 0.156, SLG: 0.227 (8, PH)										2	0	1	0	0	0	0				
Chris Jones, L OBP: 0.250, SLG: 0.143 (8, PH)										1	0	1	0	0	0	0				
Jeff Heathcock, R (8, 1)										0	0	0	0	0	0	0				
Inning Stats	R: 0 E: 0 K: 1 S: 5	H: 0 LOB: 0 BB: 0 P: 5	R: 0 E: 0 K: 0 S: 4	H: 2 LOB: 1 BB: 0 P: 4	R: 0 E: 0 K: 2 S: 7	H: 0 LOB: 0 BB: 0 P: 7	R: 0 E: 0 K: 0 S: 3	H: 0 LOB: 0 BB: 0 P: 3	R: 0 E: 0 K: 2 S: 7	H: 2 LOB: 2 BB: 0 P: 7	R: 0 E: 0 K: 1 S: 5	H: 0 LOB: 0 BB: 0 P: 5	R: 0 E: 0 K: 0 S: 5	H: 2 LOB: 2 BB: 0 P: 5	R: 0 E: 0 K: 1 S: 5	H: 0 LOB: 0 BB: 0 P: 5	1B: 6 2B: 0 3B: 0 HR: 0	SF: 0 SAC: 0 DP: 1 HBP: 0	WP: 0 PB: 0 SB: 0 CS: 0	PA: 32
PITCHER Bryn Smith, R ERA: 2.8 (1, 1)	IP: 9.0 WLS: W BF: 32 H: 6 R: 0 ER: 0 SO: 7 BB: 0 IBB: 0 HBP: 0 BLK: 0 WP: 0 HR: 0 S: 46 P: 46 ERA: 0.00 WHIP: 0.667															PITCHER				

Batter	1	2	3	4	5	6	7	8	9	AB	R	H	RBI	BB	SO	LOB	BOTTOM			
Tim Raines, S OBP: 0.361, SLG: 0.415 (1, 7)										3	0	0	0	1	0	2	Houston Astros @ Montreal Expos Olympic Stadium, Montreal, QB Fri Jul 19 1985, 7:05 PM EDT Att: 18,760 - Unknown			
Vance Law, R OBP: 0.348, SLG: 0.388 (1, 4)										3	1	1	1	1	0	3				
Andre Dawson, R OBP: 0.300, SLG: 0.420 (8, PH)										4	0	1	0	0	1	3				
Herm Winningham, L OBP: 0.333, SLG: 0.356 (8, 8)										0	0	0	0	0	0	0				
Hubie Brooks, R OBP: 0.304, SLG: 0.382 (1, 6)										4	0	1	0	0	1	2				
Tim Wallach, R OBP: 0.325, SLG: 0.448 (1, 5)										3	2	1	1	1	0	3				
Dan Driessen, L OBP: 0.328, SLG: 0.383 (1, 3)										4	0	0	0	0	1	2				
Mitch Webster, S OBP: 0.244, SLG: 0.405 (8, 9)										4	1	2	0	0	1	0				
Mike Fitzgerald, R OBP: 0.308, SLG: 0.304 (1, 2)										4	0	2	1	0	0	0				
Bryn Smith, R OBP: 0.234, SLG: 0.239 (1, 1)										3	0	1	0	0	0	0				
Inning Stats	R: 0 E: 0 K: 1 S: 6	H: 1 LOB: 2 BB: 1 P: 10	R: 0 E: 0 K: 1 S: 5	H: 0 LOB: 0 BB: 0 P: 5	R: 0 E: 0 K: 0 S: 3	H: 0 LOB: 0 BB: 0 P: 3	R: 0 E: 0 K: 2 S: 8	H: 1 LOB: 1 BB: 0 P: 8	R: 0 E: 0 K: 0 S: 5	H: 2 LOB: 3 BB: 1 P: 9	R: 2 E: 1 K: 0 S: 6	H: 3 LOB: 2 BB: 1 P: 10	R: 2 E: 0 K: 0 S: 5	H: 2 LOB: 0 BB: 0 P: 5	R: 0 E: 0 K: 0 S: 3	H: 0 LOB: 0 BB: 0 P: 3	1B: 5 2B: 2 3B: 0 HR: 2	SF: 0 SAC: 1 DP: 0 HBP: 0	WP: 0 PB: 0 SB: 0 CS: 0	PA: 36
PITCHER Bob Knepper, L ERA: 3.4 (1, 1)	IP: 7.0 WLS: L BF: 33 H: 9 R: 4 ER: 3 SO: 4 BB: 2 IBB: 1 HBP: 0 BLK: 0 WP: 0 HR: 2 S: 38 P: 50 ERA: 3.86 WHIP: 1.571															PITCHER				
Jeff Heathcock, R (8, 1)	IP: 1.0 WLS: L BF: 3 H: 0 R: 0 ER: 0 SO: 0 BB: 0 IBB: 0 HBP: 0 BLK: 0 WP: 0 HR: 0 S: 3 P: 3 ERA: 0.00 WHIP: 0.000															PITCHER				

Batter	1	2	3	4	5	6	7	8	9	AB	R	H	RBI	BB	SO	LOB	TOP			
Bill Doran, S OBP: 0.353, SLG: 0.405 (1, 4)										4	0	0	0	0	0	0	Houston Astros @ Montreal Expos Olympic Stadium, Montreal, QB Sat Jul 20 1985, 7:05 PM EDT Att: 31,006 - Unknown			
Craig Reynolds, L OBP: 0.296, SLG: 0.378 (1, 6)										4	0	0	0	0	1	0				
Kevin Bass, S OBP: 0.277, SLG: 0.400 (1, 8)										4	1	2	0	0	0	0				
Jose Cruz, L OBP: 0.334, SLG: 0.406 (1, 7)										4	0	1	0	0	1	1				
Jerry Mumphy, S OBP: 0.328, SLG: 0.394 (1, 9)										4	0	2	1	0	0	0				
Phil Garner, R OBP: 0.292, SLG: 0.358 (1, 5)										4	0	1	0	0	1	3				
Harry Spilman, L OBP: 0.190, SLG: 0.218 (1, 3)										3	0	0	0	0	0	1				
Alan Ashby, S OBP: 0.370, SLG: 0.441 (1, 2)										3	0	1	0	0	1	0				
Nolan Ryan, R OBP: 0.091, SLG: 0.048 Dave Smith, R (7, 1)										2	0	0	0	0	2	0				
Chris Jones, L OBP: 0.235, SLG: 0.133 Jeff Calhoun, L (8, 1)										0	0	0	0	0	0	0				
Inning Stats	R: 0 E: 0 K: 1 S: 6	H: 1 LOB: 1 BB: 0 P: 6	R: 0 E: 0 K: 0 S: 3	H: 1 LOB: 0 BB: 0 P: 3	R: 0 E: 0 K: 2 S: 7	H: 0 LOB: 0 BB: 0 P: 7	R: 0 E: 0 K: 1 S: 5	H: 0 LOB: 0 BB: 0 P: 5	R: 0 E: 0 K: 1 S: 5	H: 0 LOB: 0 BB: 0 P: 5	R: 0 E: 0 K: 0 S: 3	H: 0 LOB: 0 BB: 0 P: 3	R: 0 E: 0 K: 1 S: 7	H: 2 LOB: 2 BB: 0 P: 7	R: 1 E: 0 K: 0 S: 6	H: 3 LOB: 2 BB: 0 P: 6	1B: 7 2B: 0 3B: 0 HR: 0	SF: 0 SAC: 0 DP: 1 HBP: 0	WP: 0 PB: 0 CS: 0	PA: 33
PITCHER Bill Gullickson, R ERA: 3.47 (1, 1)	IP: 9.0 WLS: W BF: 33 H: 7 R: 1 ER: 1 SO: 7 BB: 0 IBB: 0 HBP: 0 BLK: 0 WP: 0 HR: 0 S: 47 P: 47 ERA: 1.00 WHIP: 0.778																			

Batter	1	2	3	4	5	6	7	8	9	AB	R	H	RBI	BB	SO	LOB	BOTTOM			
Tim Raines, S OBP: 0.364, SLG: 0.415 (1, 7)										3	2	1	0	2	0	1	Houston Astros @ Montreal Expos Olympic Stadium, Montreal, QB Sat Jul 20 1985, 7:05 PM EDT Att: 31,006 - Unknown			
Vance Law, R OBP: 0.352, SLG: 0.385 (1, 4)										2	0	0	0	3	0	1				
Andre Dawson, R OBP: 0.303, SLG: 0.419 Mitch Webster, S OBP: 0.241, SLG: 0.400 (7, PR) (8, 9)										3	0	1	1	0	0	2				
Dan Driessen, L OBP: 0.327, SLG: 0.381 (1, 3)										4	1	1	0	0	0	4				
Hubie Brooks, R OBP: 0.306, SLG: 0.382 (1, 6)										2	2	1	2	1	0	0				
Tim Lincecum, R OBP: 0.330, SLG: 0.451 (1, 5)										2	0	1	1	1	0	2				
Herm Winningham, L OBP: 0.337, SLG: 0.360 (1, 8)										4	0	2	2	0	1	1				
Mike Fitzgerald, R OBP: 0.307, SLG: 0.300 (1, 2)										3	0	0	0	1	0	3				
Bill Gullickson, R OBP: 0.156, SLG: 0.188 (1, 1)										4	0	1	0	0	1	3				
Inning Stats	R: 1 E: 0 K: 0 S: 4	H: 1 LOB: 2 BB: 1 P: 9	R: 0 E: 0 K: 0 S: 3	H: 0 LOB: 0 BB: 0 P: 3	R: 0 E: 0 K: 1 S: 2	H: 0 LOB: 1 BB: 2 P: 10	R: 0 E: 0 K: 1 S: 5	H: 0 LOB: 0 BB: 1 P: 9	R: 0 E: 0 K: 1 S: 5	H: 0 LOB: 0 BB: 0 P: 5	R: 1 E: 0 K: 0 S: 4	H: 1 LOB: 3 BB: 2 P: 13	R: 4 E: 0 K: 0 S: 6	H: 5 LOB: 2 BB: 2 P: 14	R: 0 E: 0 K: 0 S: 4	H: 1 LOB: 1 BB: 0 P: 4		1B: 7 2B: 2 3B: 0 HR: 0	SF: 1 SAC: 0 DP: 2 HBP: 2	WP: 0 PB: 4 CS: 0
PITCHER Nolan Ryan, R ERA: 3.64 Dave Smith, R ERA: 1.73 Jeff Calhoun, L ERA: 2.1 (1, 1) (7, 1) (8, 1)	IP: 6.1 WLS: L BF: 30 H: 3 R: 4 ER: 4 SO: 2 BB: 7 IBB: 1 HBP: 2 BLK: 0 WP: 0 HR: 0 S: 24 P: 58 ERA: 5.68 WHIP: 1.579																			

Batter	1	2	3	4	5	6	7	8	9	AB R H RBI BB SO LOB	TOP									
Bill Doran, S OBP: 0.356, SLG: 0.406 (1, 4)	L5								F6	4 0 2 1 1 0 0	Houston Astros @ Montreal Expos Olympic Stadium, Montreal, QB Sun Jul 21 1985, 3:33 AM EDT Att: 25,201 - Unknown									
Jim Pankovits, R OBP: 0.354, SLG: 0.400 Frank DiPino, L OBP: 0.286, SLG: 0.286 Jeff Calhoun, L (9, 1) Dave Smith, R (9, 1)	5-3		F7		6-3	1B			F7	4 0 0 0 0 1 4 1 0										
Kevin Bass, S OBP: 0.279, SLG: 0.398 (1, 8)					K				6-3	4 1 1 0 0 1 1										
Jose Cruz, L OBP: 0.333, SLG: 0.402 (1, 7)	CS	G3		6-3					G2	3 0 0 0 1 0 1										
Phil Garner, R OBP: 0.291, SLG: 0.355 (1, 5)		F6							5-3	3 1 0 0 1 0 2										
Glenn Davis, R OBP: 0.297, SLG: 0.344 (1, 3)										3 2 2 2 0 1 0										
Mark Bailey, S OBP: 0.370, SLG: 0.387 (1, 2)										3 1 1 0 1 0 2										
Dickie Thon, R OBP: 0.254, SLG: 0.280 (1, 6)										3 0 1 1 0 2 1										
Mike Scott, R OBP: 0.195, SLG: 0.167 Jerry Mumphy, S (6, PH) (6, 9)										2 0 0 0 0 0 3 1 0 0 1 0 0 0										
Inning Stats	R: 0 E: 0 K: 0 S: 2	H: 0 LOB: 0 BB: 0 P: 3	R: 0 E: 0 K: 1 S: 5	H: 0 LOB: 0 BB: 0 P: 5	R: 1 E: 0 K: 1 S: 6	H: 1 LOB: 1 BB: 1 P: 10	R: 2 E: 0 K: 0 S: 6	H: 3 LOB: 2 BB: 1 P: 10	R: 0 E: 0 K: 1 S: 6	H: 1 LOB: 2 BB: 1 P: 11	R: 0 E: 0 K: 0 S: 3	H: 0 LOB: 0 BB: 0 P: 3	R: 1 E: 0 K: 1 S: 6	H: 1 LOB: 0 BB: 0 P: 6	R: 0 E: 0 K: 0 S: 3	H: 0 LOB: 0 BB: 0 P: 3	1B: 6 2B: 0 3B: 0 HR: 1	SF: 1 SAC: 1 DP: 0 HBP: 2	WP: 1 PB: 0 SB: 2 CS: 1	PA: 40
PITCHER	IP WLS BF H R ER SO BB IBB HBP BLK WP HR S P ERA WHIP											PITCHER	IP WLS BF H R ER SO BB IBB HBP BLK WP HR S P ERA WHIP							
Mickey Mahler, L ERA: 3.54 Randy St. Claire, R ERA: 2.34 Tim Burke, R ERA: 1.48 Bert Roberge, R ERA: 2.1	(1, 1) (5, 1) (6, 1) (9, 1)	4.0 L 18 4 3 3 2 2 0 1 0 0 1 0 19 28 6.75 1.500																		

Batter	1	2	3	4	5	6	7	8	9	AB R H RBI BB SO LOB	BOTTOM									
Tim Raines, S OBP: 0.370, SLG: 0.417 (1, 7)	F7									3 1 2 0 1 0 0	Houston Astros @ Montreal Expos Olympic Stadium, Montreal, QB Sun Jul 21 1985, 3:33 AM EDT Att: 25,201 - Unknown									
U L Washington, S OBP: 0.375, SLG: 0.448 (1, 4)										2 0 0 0 3 1 2										
Hubie Brooks, R OBP: 0.302, SLG: 0.378 (1, 6)										4 0 0 1 0 0 7										
Dan Driessen, L OBP: 0.327, SLG: 0.378 Bert Roberge, R (9, 1)	G3								F7	2 1 0 0 1 0 1 0 0 0 0 0 0 0										
Tim Wallach, R OBP: 0.327, SLG: 0.446 (1, 5)										4 0 0 0 0 3 1										
Terry Francona, L OBP: 0.309, SLG: 0.313 (6, 3) Skeeter Barnes, R OBP: 0.154, SLG: 0.192 (6, PH) (7, 3)										2 0 1 0 0 0 0 2 0 0 0 0 0 0										
Herm Winningham, L OBP: 0.335, SLG: 0.359 (1, 8)										3 0 1 1 0 1 0										
Sal Butera, R OBP: 0.275, SLG: 0.234 (1, 2)										3 1 1 0 1 0 1										
Mickey Mahler, S OBP: 0.188, SLG: 0.313 Andre Dawson, R OBP: 0.295, SLG: 0.417 Randy St. Claire, R OBP: 0.295, SLG: 0.295 Tim Burke, R ERA: 1.48 Mitch Webster, S OBP: 0.201, SLG: 0.428 Jim Wohlford, R OBP: 0.200, SLG: 0.237 (8, PH)	(1, 1) (4, PH) (5, 1) (6, 1) (9, 1) (8, PH)	5.0 W 22 3 2 2 3 4 0 1 0 0 0 1 0 23 40 3.60 1.400																		
Inning Stats	R: 0 E: 0 K: 0 S: 3	H: 0 LOB: 1 BB: 1 P: 7	R: 0 E: 0 K: 1 S: 5	H: 0 LOB: 0 BB: 0 P: 5	R: 0 E: 0 K: 0 S: 3	H: 1 LOB: 2 BB: 1 P: 8	R: 1 E: 0 K: 1 S: 6	H: 1 LOB: 2 BB: 2 P: 14	R: 1 E: 0 K: 1 S: 6	H: 1 LOB: 0 BB: 0 P: 6	R: 0 E: 0 K: 0 S: 3	H: 0 LOB: 1 BB: 1 P: 7	R: 0 E: 0 K: 1 S: 5	H: 0 LOB: 0 BB: 0 P: 5	R: 2 E: 0 K: 0 S: 5	H: 3 LOB: 1 BB: 1 P: 9	1B: 5 2B: 1 3B: 1 HR: 1	SF: 2 SAC: 0 DP: 2 HBP: 1	WP: 1 PB: 0 SB: 2 CS: 0	PA: 39
PITCHER	IP WLS BF H R ER SO BB IBB HBP BLK WP HR S P ERA WHIP											PITCHER	IP WLS BF H R ER SO BB IBB HBP BLK WP HR S P ERA WHIP							
Mike Scott, R ERA: 2.79 Frank DiPino, L ERA: 3.95 Jeff Calhoun, L ERA: 2.1 Dave Smith, R ERA: 1.75	(1, 1) (6, 1) (9, 1) (9, 1)	5.0 W 22 3 2 2 3 4 0 1 0 0 0 1 0 23 40 3.60 1.400																		

AB	31
R	5
H	7
RBI	5
BB	4
SO	5
LOB	14



AB	30
R	4
H	7
RBI	4
BB	6
SO	5
LOB	14



Batter	1	2	3	4	5	6	7	8	9	AB	R	H	RBI	BB	SO	LOB	TOP					
Claudell Washington, L OBP: 0.336, SLG: 0.469 Brad Konnminsk, R OBP: 0.301, SLG: 0.257	(1, 9) X 0-0 F7		(1, 9) X 4-0 S 1B BB	(1, 9) X 0-3 K		(1, 9) X 0-0 F9		(1, 9) X 0-0 F7		3	1	0	0	1	1	1						
Glenn Hubbard, R OBP: 0.331, SLG: 0.343	(1, 4) S 0-3 K		(1, 4) X 0-0 F7		(1, 4) X 4-0 F 1B BB	(1, 4) X 0-0 F7		(1, 4) X 0-0 G3		4	1	0	0	1	1	1						
Dale Murphy, R OBP: 0.380, SLG: 0.562	(1, 8) X 0-0 1B		(1, 8) X 0-0 1B 1B		(1, 8) X 0-3 K		(1, 8) X 0-0 1B 3B		(1, 8) X 0-3 K	5	2	3	1	0	2	1						
Bob Horner, R OBP: 0.342, SLG: 0.543 Chris Chambliss, L OBP: 0.296, SLG: 0.304	(1, 3) X 0-0 6-3		(1, 3) X 0-0 HR 1B		(1, 3) X 0-0 F3		(1, 3) X 0-0 F9 WP 1B		(1, 3) X 0-0 1B 1B	4	1	2	2	0	0	2						
Terry Harper, R OBP: 0.339, SLG: 0.422	(1, 7) X 0-0 F8		(1, 7) X 0-0 HR 1B		(1, 7) X 0-0 E5 1B 1B		(1, 7) X 0-3 K		(1, 7) X 0-0 FC5 1B	5	2	3	2	0	1	1						
Ken Oberkfell, L OBP: 0.356, SLG: 0.373	(1, 5) X 0-0 6-3		(1, 5) X 0-0 G3		(1, 5) X 4-0 1B IBB		(1, 5) X 0-0 F9		(1, 5) X 0-0 1B 1B	4	0	1	0	1	0	1						
Bruce Benedict, R OBP: 0.341, SLG: 0.250	(1, 2) X 4-0 BB		(1, 2) X 0-0 G3		(1, 2) X 0-0 6-3		(1, 2) X 0-0 FC6-4 1B		(1, 2) X 0-0 FC5	4	0	1	2	1	0	4						
Paul Zuvella, R OBP: 0.227, SLG: 0.196	(1, 6) X 0-3 K		(1, 6) X 4-0 SH1-4 BB		(1, 6) X 0-0 FC6-4		(1, 6) X 0-0 6-3		(1, 6) X 0-0 FC5	3	0	0	0	1	1	3						
Rick Mahler, R OBP: 0.238, SLG: 0.220	(1, 1) X 0-3 K		(1, 1) X 0-0 SH1-4		(1, 1) X 0-3 K		(1, 1) X 0-0 5-3		(1, 1) X 0-0 5-3	3	0	0	0	0	2	0						
Inning Stats	R: 0 E: 0 K: 1 S: 6	H: 1 LOB: 1 BB: 0 P: 6	R: 0 E: 0 K: 1 S: 5	H: 0 LOB: 1 BB: 1 P: 9	R: 4 E: 0 K: 1 S: 8	H: 3 LOB: 0 BB: 1 P: 12	R: 0 E: 0 K: 1 S: 5	H: 0 LOB: 1 BB: 1 P: 9	R: 2 E: 1 K: 1 S: 7	H: 2 LOB: 2 BB: 2 P: 15	R: 0 E: 0 K: 0 S: 5	H: 0 LOB: 0 BB: 0 P: 5	R: 1 E: 0 K: 1 S: 7	H: 2 LOB: 1 BB: 0 P: 7	R: 0 E: 0 K: 0 S: 3	H: 0 LOB: 3 BB: 0 P: 8	1B: 9 2B: 0 3B: 1 HR: 1	SF: 0 SAC: 1 DP: 0 HBP: 0	WP: 1 PB: 0 SB: 1 CS: 0	PA: 43		
PITCHER	IP WLS BF H R ER SO BB IBB HBP BLK WP HR S P ERA WHIP	IP WLS BF H R ER SO BB IBB HBP BLK WP HR S P ERA WHIP	IP WLS BF H R ER SO BB IBB HBP BLK WP HR S P ERA WHIP	IP WLS BF H R ER SO BB IBB HBP BLK WP HR S P ERA WHIP	IP WLS BF H R ER SO BB IBB HBP BLK WP HR S P ERA WHIP	IP WLS BF H R ER SO BB IBB HBP BLK WP HR S P ERA WHIP	IP WLS BF H R ER SO BB IBB HBP BLK WP HR S P ERA WHIP	IP WLS BF H R ER SO BB IBB HBP BLK WP HR S P ERA WHIP	IP WLS BF H R ER SO BB IBB HBP BLK WP HR S P ERA WHIP	IP WLS BF H R ER SO BB IBB HBP BLK WP HR S P ERA WHIP	IP WLS BF H R ER SO BB IBB HBP BLK WP HR S P ERA WHIP	IP WLS BF H R ER SO BB IBB HBP BLK WP HR S P ERA WHIP	IP WLS BF H R ER SO BB IBB HBP BLK WP HR S P ERA WHIP	IP WLS BF H R ER SO BB IBB HBP BLK WP HR S P ERA WHIP	IP WLS BF H R ER SO BB IBB HBP BLK WP HR S P ERA WHIP	IP WLS BF H R ER SO BB IBB HBP BLK WP HR S P ERA WHIP	IP WLS BF H R ER SO BB IBB HBP BLK WP HR S P ERA WHIP	IP WLS BF H R ER SO BB IBB HBP BLK WP HR S P ERA WHIP	IP WLS BF H R ER SO BB IBB HBP BLK WP HR S P ERA WHIP	IP WLS BF H R ER SO BB IBB HBP BLK WP HR S P ERA WHIP	IP WLS BF H R ER SO BB IBB HBP BLK WP HR S P ERA WHIP	IP WLS BF H R ER SO BB IBB HBP BLK WP HR S P ERA WHIP

Atlanta Braves @ Montreal Expos
Olympic Stadium, Montreal, QB
Mon Jul 22 1985, 7:05 PM EDT
Att: 20,755 - Unknown

AB 37
R 7
H 11
RBI 7
BB 5
SO 8
LOB 14



Batter	1	2	3	4	5	6	7	8	9	AB	R	H	RBI	BB	SO	LOB	BOTTOM					
Tim Raines, S OBP: 0.371, SLG: 0.416	(1, 7) X 0-3 K		(1, 7) X 0-3 K		(1, 7) X 0-0 1B		(1, 7) X 4-0 2B BB		(1, 7) X 0-0 2B BB	3	1	1	0	1	2	0						
Vance Law, R OBP: 0.353, SLG: 0.390	(1, 4) X 0-0 L4		(1, 4) X 0-0 BB 1B		(1, 4) X 0-0 F8		(1, 4) X 0-0 1B 2B		(1, 4) X 0-0 2B	4	0	2	1	0	0	1						
Andre Dawson, R OBP: 0.305, SLG: 0.416	(1, 9) X 0-0 F8		(1, 9) X 4-0 1B BB		(1, 9) X 0-0 G6-4-3 1B		(1, 9) X 0-0 F4		(1, 9) X 0-0 F9	3	0	1	0	1	0	1						
Hubie Brooks, R OBP: 0.299, SLG: 0.374	(1, 6) X 0-0 5-3		(1, 6) X 0-0 F4		(1, 6) X 0-0 G6-4-3		(1, 6) X 0-0 4-3		(1, 6) X 0-0 G3	4	0	0	0	0	0	4						
Dan Driessen, L OBP: 0.323, SLG: 0.373	(1, 3) X 0-3 K		(1, 3) X 0-0 F7		(1, 3) X 0-0 4-3		(1, 3) X 0-0 G3		(1, 3) X 0-0 4-3	4	0	0	0	0	1	0						
Tim Lincecum, R OBP: 0.326, SLG: 0.443	(1, 5) X 0-0 1B 1B		(1, 5) X 0-0 F3		(1, 5) X 0-0 6-3		(1, 5) X 0-0 4-3		(1, 5) X 0-0 F8	4	0	1	0	0	0	0						
Herm Winningham, L OBP: 0.333, SLG: 0.357	(1, 8) X 0-0 1B		(1, 8) X 0-0 G3		(1, 8) X 0-0 F8		(1, 8) X 0-0 F8		(1, 8) X 0-0 F8	4	0	1	0	0	0	0						
Mike Fitzgerald, R OBP: 0.303, SLG: 0.295 Bert Roberge, R OBP: 0.259, SLG: 0.224	(1, 2) X 0-0 F7		(1, 2) X 0-0 F6		(1, 2) X 0-0 5-3		(1, 2) X 0-0 5-3		(1, 2) X 0-0 F8	3	0	0	0	0	0	2						
David Palmer, R OBP: 0.094, SLG: 0.125 Gary Lucas, L OBP: 0.259, SLG: 0.224	(1, 1) X 0-3 K		(1, 1) X 0-3 K		(1, 1) X 0-0 F8		(1, 1) X 0-0 F8		(1, 1) X 0-0 F8	1	0	0	0	0	1	0						
Inning Stats	R: 0 E: 0 K: 1 S: 5	H: 0 LOB: 0 BB: 0 P: 5	R: 0 E: 0 K: 1 S: 7	H: 2 LOB: 2 BB: 0 P: 7	R: 0 E: 0 K: 2 S: 8	H: 1 LOB: 2 BB: 1 P: 12	R: 0 E: 0 K: 0 S: 3	H: 0 LOB: 0 BB: 0 P: 3	R: 0 E: 0 K: 0 S: 3	H: 0 LOB: 0 BB: 0 P: 3	R: 1 E: 0 K: 0 S: 4	H: 1 LOB: 1 BB: 1 P: 8	R: 0 E: 0 K: 0 S: 3	H: 0 LOB: 0 BB: 0 P: 3	1B: 5 2B: 1 3B: 0 HR: 0	SF: 0 SAC: 0 DP: 1 HBP: 0	WP: 0 PB: 0 SB: 0 CS: 0	PA: 34				
PITCHER	IP WLS BF H R ER SO BB IBB HBP BLK WP HR S P ERA WHIP	IP WLS BF H R ER SO BB IBB HBP BLK WP HR S P ERA WHIP	IP WLS BF H R ER SO BB IBB HBP BLK WP HR S P ERA WHIP	IP WLS BF H R ER SO BB IBB HBP BLK WP HR S P ERA WHIP	IP WLS BF H R ER SO BB IBB HBP BLK WP HR S P ERA WHIP	IP WLS BF H R ER SO BB IBB HBP BLK WP HR S P ERA WHIP	IP WLS BF H R ER SO BB IBB HBP BLK WP HR S P ERA WHIP	IP WLS BF H R ER SO BB IBB HBP BLK WP HR S P ERA WHIP	IP WLS BF H R ER SO BB IBB HBP BLK WP HR S P ERA WHIP	IP WLS BF H R ER SO BB IBB HBP BLK WP HR S P ERA WHIP	IP WLS BF H R ER SO BB IBB HBP BLK WP HR S P ERA WHIP	IP WLS BF H R ER SO BB IBB HBP BLK WP HR S P ERA WHIP	IP WLS BF H R ER SO BB IBB HBP BLK WP HR S P ERA WHIP	IP WLS BF H R ER SO BB IBB HBP BLK WP HR S P ERA WHIP	IP WLS BF H R ER SO BB IBB HBP BLK WP HR S P ERA WHIP	IP WLS BF H R ER SO BB IBB HBP BLK WP HR S P ERA WHIP	IP WLS BF H R ER SO BB IBB HBP BLK WP HR S P ERA WHIP	IP WLS BF H R ER SO BB IBB HBP BLK WP HR S P ERA WHIP	IP WLS BF H R ER SO BB IBB HBP BLK WP HR S P ERA WHIP	IP WLS BF H R ER SO BB IBB HBP BLK WP HR S P ERA WHIP	IP WLS BF H R ER SO BB IBB HBP BLK WP HR S P ERA WHIP	IP WLS BF H R ER SO BB IBB HBP BLK WP HR S P ERA WHIP

Atlanta Braves @ Montreal Expos
Olympic Stadium, Montreal, QB
Mon Jul 22 1985, 7:05 PM EDT
Att: 20,755 - Unknown


AB 32
R 1
H 6
RBI 1
BB 2
SO 5
LOB 8



Batter	1	2	3	4	5	6	7	8	9	AB	R	H	RBI	BB	SO	LOB	TOP					
Claudell Washington, L OBP: 0.333, SLG: 0.464 (1.9)	0-0 4-3		0-3 K			0-0 F7		0-0 G6-4-3 1B	4 0 1 0 0 1 0													
Rafael Ramirez, R OBP: 0.303, SLG: 0.373 (1.6)	0-0 F8			0-3 K		0-0 F7		0-0 G6-4-3 1-2	4 0 0 0 0 1 1													
Dale Murphy, R OBP: 0.375, SLG: 0.560 (1.8)	0-0 6-3			0-3 K		0-0 F8		0-3 K	4 0 0 0 0 2 0													
Bob Horner, R OBP: 0.341, SLG: 0.540 (1.3)		0-3 K		0-0 6-3				0-0 6-3	3 0 0 0 0 1 0													
Terry Harper, R OBP: 0.338, SLG: 0.427 (1.7)		0-0 HR			0-0 6-3			0-0 4-3	3 1 1 1 0 0 0													
Ken Oberkfell, L OBP: 0.354, SLG: 0.374 (1.5)		0-0 3-1			0-0 2B			0-0 F8	3 0 1 0 0 0 0													
Glenn Hubbard, R OBP: 0.331, SLG: 0.337 (1.4)		0-0 F7			0-0 E1			0-0 6-3	3 0 0 0 0 0 1								AB 30					
Bruce Benedict, R OBP: 0.333, SLG: 0.243 (1.2)			0-0 F7		0-0 F7			0-0 5-3	3 0 0 0 0 0 2								R 1					
Steve Bedrosian, R OBP: 0.073, SLG: 0.073 (1.1)			0-0 5-3		0-3 K			0-3 K	2 0 0 0 0 1 2								H 3					
Milt Thompson, L OBP: 0.314, SLG: 0.400 (8, PH)									1 0 0 0 0 1 0								RBI 1					
Jeff Dedmon, L OBP: 0.167, SLG: 0.167 (8.1)									0 0 0 0 0 0 0								BB 0					
Inning Stats	R: 0 E: 0 K: 0 S: 3	H: 0 LOB: 0 BB: 0 P: 3	R: 1 E: 0 K: 1 S: 6	H: 1 LOB: 0 BB: 0 P: 6	R: 0 E: 0 K: 2 S: 5	H: 0 LOB: 0 BB: 0 P: 5	R: 0 E: 0 K: 2 S: 7	H: 0 LOB: 0 BB: 0 P: 7	R: 0 E: 1 K: 1 S: 7	H: 1 LOB: 2 BB: 0 P: 7	R: 0 E: 0 K: 0 S: 3	H: 0 LOB: 0 BB: 0 P: 3	R: 0 E: 0 K: 0 S: 3	H: 0 LOB: 0 BB: 0 P: 3	R: 0 E: 0 K: 1 S: 5	H: 0 LOB: 0 BB: 0 P: 5	R: 0 E: 0 K: 1 S: 5	H: 1 LOB: 0 BB: 0 P: 5	1B: 1 2B: 1 3B: 0 HR: 1	SF: 0 SAC: 0 DP: 1 HBP: 0	WP: 0 PB: 0 SB: 0 CS: 0	PA: 30
PITCHER Bryn Smith, R ERA: 2.88 (1.1)	IP: 9.0 WLS: W BF: 30 H: 3 R: 1 ER: 1 SO: 7 BB: 0 IBB: 0 HBP: 0 BLK: 0 WP: 0 HR: 1 S: 44 P: 44 ERA: 1.00 WHIP: 0.333															PITCHER	IP: WLS: BF: H: R: ER: SO: BB: IBB: HBP: BLK: WP: HR: S: P: ERA: WHIP:					

Atlanta Braves @ Montreal Expos
Olympic Stadium, Montreal, QB
Wed Jul 24 1985, 7:05 PM EDT
Att: 16,706 - Unknown


AB 30
R 1
H 3
RBI 1
BB 0
SO 7
LOB 6



Batter	1	2	3	4	5	6	7	8	9	AB	R	H	RBI	BB	SO	LOB	BOTTOM			
Tim Raines, S OBP: 0.377, SLG: 0.418 (1.7)	0-0 S 1B	0-0 F8		0-0 G3			1-0 F8 S HBP		3 1 1 0 0 0 1											
Vance Law, R OBP: 0.357, SLG: 0.397 (1.4)	4-0 BB 1-2 1B BB		4-0 BB 1B BB		0-0 HR		0-0 F8 1-3		2 2 1 1 2 0 1											
Andre Dawson, R OBP: 0.310, SLG: 0.415 (1.9)	0-0 FC5-4 1-2 2-H 1B		0-0 F8		0-0 5-3		0-0 4-3		4 0 1 1 0 0 2											
Hubie Brooks, R OBP: 0.295, SLG: 0.366 (1.6)	0-3 K		0-3 K		0-3 K			0-0 6-3	4 0 0 0 0 3 3											
Dan Driessen, L OBP: 0.328, SLG: 0.374 (1.3)	4-0 FC5-4 1-2 2-3 BB		4-0 1B BB		0-0 G3			0-0 FC6 1B	2 0 1 0 2 0 0											
Tim Lincecum, R OBP: 0.324, SLG: 0.441 (1.5)	0-0 FC5-4 1-2 2-3		0-0 1-2 2-H 1B		0-3 K			0-0 FC6 1-2 1B	4 0 1 1 0 1 4											
Herm Winningham, L OBP: 0.332, SLG: 0.354 (1.8)		0-0 4-3	0-0 4-3		0-0 3-1			0-0 1-2 1B	4 0 1 0 0 0 2											
Mike Fitzgerald, R OBP: 0.298, SLG: 0.286 (1.2)		0-0 F9		0-0 F7		0-0 6-3		0-0 5-3	4 0 0 0 0 0 2											
Bryn Smith, R OBP: 0.240, SLG: 0.245 (1.1)			0-0 1B		0-3 K			0-0 B1-3	3 0 1 0 0 1 0											
Inning Stats	R: 1 E: 0 K: 1 S: 6	H: 2 LOB: 2 BB: 2 P: 14	R: 0 E: 0 K: 0 S: 4	H: 1 LOB: 1 BB: 0 P: 4	R: 1 E: 0 K: 1 S: 6	H: 1 LOB: 2 BB: 2 P: 14	R: 0 E: 0 K: 1 S: 5	H: 0 LOB: 0 BB: 0 P: 5	R: 1 E: 0 K: 1 S: 6	H: 1 LOB: 0 BB: 0 P: 6	R: 0 E: 0 K: 1 S: 5	H: 0 LOB: 0 BB: 0 P: 5	R: 0 E: 0 K: 0 S: 3	H: 0 LOB: 1 BB: 0 P: 4	R: 0 E: 0 K: 0 S: 5	H: 2 LOB: 2 BB: 0 P: 5	1B: 6 2B: 0 3B: 0 HR: 1	SF: 0 SAC: 0 DP: 1 HBP: 1	WP: 0 PB: 0 SB: 0 CS: 0	PA: 35
PITCHER Steve Bedrosian, R ERA: 3.2 (1.1)	IP: 7.0 WLS: L BF: 30 H: 5 R: 3 ER: 3 SO: 5 BB: 4 IBB: 3 HBP: 1 BLK: 0 WP: 4 HR: 1 S: 35 P: 52 ERA: 3.86 WHIP: 1.286															PITCHER	IP: WLS: BF: H: R: ER: SO: BB: IBB: HBP: BLK: WP: HR: S: P: ERA: WHIP:			
Jeff Dedmon, R ERA: 3.02 (8.1)	1.0 5 2 0 0 0															0.00 2.000				

Atlanta Braves @ Montreal Expos
Olympic Stadium, Montreal, QB
Wed Jul 24 1985, 7:05 PM EDT
Att: 16,706 - Unknown

AB 30
R 3
H 7
RBI 3
BB 4
SO 5
LOB 15



Batter	1	2	3	4	5	6	7	8	9	AB	R	H	RBI	BB	SO	LOB	TOP			
Eddie Milner, L (1, 8) OBP: 0.332, SLG: 0.302	0-0 CS 1B		0-0 BB 1B			0-3 K		0-0 G3		4	0	2	0	0	1	0				
Dave Concepcion, R (1, 6) OBP: 0.331, SLG: 0.364	4-0 BB 1-2 BB		4-0 BB 1-2 BB G6-4-3			0-0 6-3			4-0 BB 1B	1	0	0	0	3	0	0				
Buddy Bell, R (1, 5) OBP: 0.307, SLG: 0.329	0-3 K		0-0 G6-4-3 1-2			0-0 L5			0-0 F9	4	0	0	0	0	1	4				
Tony Perez, R (1, 3) OBP: 0.396, SLG: 0.505	4-0 BB 1-2 BB			0-0 F8					0-0 F8	3	0	1	0	1	0	0				
Nick Esasky, R (1, 7) OBP: 0.348, SLG: 0.434	0-0 F8			0-3 K					0-0 6-3	4	0	0	0	0	1	4				
Cesar Cedeno, R (1, 9) OBP: 0.312, SLG: 0.348		0-0 6-3		0-0 F8					4-0 FC6-4 BB	2	0	0	0	1	0	0				
Ron Oester, S (1, 4) OBP: 0.350, SLG: 0.380		0-0 G6-4-3 1B			0-0 1-3				0-0 FC6-4 1-2	3	0	1	0	0	0	1				
Dann Bilardello, R (1, 2) OBP: 0.216, SLG: 0.205		0-0 G6-4-3 1-2			0-0 L5				0-0 F9	3	0	0	0	0	0	1				
Ron Robinson, R (1, 1) OBP: 0.272, SLG: 0.321			0-0 6-3			0-3 K			0-0 5-3	1	0	0	0	0	0	0				
Dave Vangorder, R (5, PH) OBP: 0.235, SLG: 0.071										1	0	0	0	0	1	0				
John Sluper, R (5, 1) OBP: 0.322, SLG: 0.405										0	0	0	0	0	0	0				
Alan Knicely, R (8, PH) OBP: 0.322, SLG: 0.405										1	0	0	0	0	0	0				
Bob Buchanan, L (8, 1)										0	0	0	0	0	0	0				
Inning Stats	R: 0 E: 0 K: 1 S: 5	H: 1 LOB: 2 BB: 2 P: 13	R: 0 E: 0 K: 0 S: 3	H: 1 LOB: 0 BB: 0 P: 3	R: 0 E: 0 K: 0 S: 3	H: 1 LOB: 1 BB: 1 P: 7	R: 0 E: 0 K: 1 S: 5	H: 0 LOB: 0 BB: 0 P: 5	R: 0 E: 0 K: 1 S: 5	H: 0 LOB: 0 BB: 0 P: 5	R: 0 E: 0 K: 0 S: 3	H: 0 LOB: 1 BB: 1 P: 7	R: 0 E: 0 K: 0 S: 3	H: 0 LOB: 0 BB: 0 P: 3	R: 0 E: 0 K: 0 S: 3	H: 1 LOB: 1 BB: 1 P: 7	1B: 4 2B: 0 3B: 0 HR: 0	SF: 0 SAC: 0 DP: 3 HBP: 0	WP: 0 PB: 0 SB: 0 CS: 1	PA: 32
PITCHER Joe Hesketh, L (1, 1) ERA: 2.25	IP: 9.0 WLS: W BF: 32 H: 4 R: 0 ER: 0 SO: 4 BB: 5 IBB: 0 HBP: 0 BLK: 0 WP: 0 HR: 0 S: 35 P: 55 ERA: 0.00 WHIP: 1.000																			

Cincinnati Reds @ Montreal Expos
Olympic Stadium, Montreal, QB
Sun Jul 28 1985, 3:33 AM EDT
Att: 27,321 - Unknown

AB	27
R	0
H	4
RBI	0
BB	5
SO	4
LOB	10



Batter	1	2	3	4	5	6	7	8	9	AB	R	H	RBI	BB	SO	LOB	BOTTOM			
Tim Raines, S (1, 7) OBP: 0.375, SLG: 0.422	0-0 4-3		0-0 2B	0-0 FC4-6 1-2				0-0 FC6-4 1-2 2-3		5	1	1	0	0	0	3				
U L Washington, S (1, 6) OBP: 0.362, SLG: 0.454	0-3 K		0-0 HR	0-0 4-3					0-0 1B	4	1	2	1	0	1	1				
Andre Dawson, R (1, 9) OBP: 0.308, SLG: 0.416	0-0 5-3		0-0 HR	0-0 K					0-0 1B	4	1	2	2	0	1	0				
Tim Wallach, R (1, 5) OBP: 0.321, SLG: 0.431		0-0 6-3	0-0 F9		0-0 F7				0-0 F5	4	0	0	0	0	0	2				
Dan Driessen, L (1, 3) OBP: 0.326, SLG: 0.372		0-0 F7		0-0 1B	0-3 K				0-0 F7	4	1	1	0	0	1	2				
Vance Law, R (1, 4) OBP: 0.364, SLG: 0.400		4-0 BB		0-0 3B	0-0 1B				0-0 6-3	3	1	1	1	1	0	0				
Herm Winningham, L (1, 8) OBP: 0.332, SLG: 0.371		0-0 4-3		0-0 SH	0-0 3B				0-0 FC1-5 1B	4	1	2	1	0	0	1				
Mike Fitzgerald, R (1, 2) OBP: 0.297, SLG: 0.283			0-0 B1-3	0-0 F8					0-0 FC6-4 FC1-5 1B	3	0	1	0	1	0	1				
Joe Hesketh, R (1, 1) OBP: 0.150, SLG: 0.105			0-3 K	0-0 SH	0-3 K				0-0 FC1-5 FC6-4	3	0	0	1	0	2	3				
Inning Stats	R: 0 E: 0 K: 1 S: 5	H: 0 LOB: 0 BB: 0 P: 5	R: 0 E: 0 K: 0 S: 3	H: 0 LOB: 1 BB: 1 P: 7	R: 3 E: 0 K: 1 S: 8	H: 3 LOB: 0 BB: 0 P: 8	R: 0 E: 0 K: 2 S: 7	H: 0 LOB: 0 BB: 0 P: 7	R: 0 E: 0 K: 1 S: 5	H: 0 LOB: 1 BB: 1 P: 9	R: 0 E: 0 K: 0 S: 5	H: 2 LOB: 2 BB: 0 P: 5	R: 0 E: 0 K: 0 S: 5	H: 2 LOB: 2 BB: 0 P: 5	R: 0 E: 0 K: 0 S: 5	H: 2 LOB: 2 BB: 0 P: 5	1B: 5 2B: 3 3B: 1 HR: 1	SF: 0 SAC: 1 DP: 0 HBP: 0	WP: 0 PB: 0 SB: 0 CS: 0	PA: 37
PITCHER Ron Robinson, R (1, 1) ERA: 4.27	IP: 4.0 WLS: L BF: 20 H: 6 R: 6 ER: 6 SO: 2 BB: 1 IBB: 6 HBP: 6 BLK: 2 WP: 1 HR: 1 S: 23 P: 27 ERA: 13.50 WHIP: 1.750																			
John Sluper, R (5, 1) ERA: 5.55	IP: 3.0 WLS: L BF: 12 H: 2 R: 0 ER: 0 SO: 3 BB: 1 IBB: 0 HBP: 0 BLK: 0 WP: 0 HR: 0 S: 17 P: 21 ERA: 0.00 WHIP: 1.000																			
Bob Buchanan, L (8, 1) ERA: 3.68	IP: 1.0 WLS: L BF: 5 H: 2 R: 0 ER: 0 SO: 0 BB: 0 IBB: 0 HBP: 0 BLK: 0 WP: 0 HR: 0 S: 5 P: 5 ERA: 0.00 WHIP: 2.000																			

Cincinnati Reds @ Montreal Expos
Olympic Stadium, Montreal, QB
Sun Jul 28 1985, 3:33 AM EDT
Att: 27,321 - Unknown


AB	34
R	6
H	10
RBI	6
BB	2
SO	5
LOB	13



Batter	1	2	3	4	5	6	7	8	9	AB	R	H	RBI	BB	SO	LOB	TOP	
Tim Raines, S (1,7) OBP: 0.372, SLG: 0.417										4	0	0	0	0	1	3		
U L Washington, S (1,4) OBP: 0.352, SLG: 0.440										4	0	0	0	0	2	3		
Andre Dawson, R (1,9) OBP: 0.310, SLG: 0.416										3	0	1	0	1	0	0		
Hubie Brooks, R (1,6) OBP: 0.293, SLG: 0.372										4	1	1	0	0	0	2		
Dan Driessen, L (1,3)										4	0	0	0	0	0	2		
Tim Wallach, R (1,5) OBP: 0.323, SLG: 0.443										4	1	2	2	0	0	0		
Herm Winningham, L (1,8) OBP: 0.332, SLG: 0.370										3	0	1	0	0	1	0		
Jim Wohlford, R (8, PH) OBP: 0.257, SLG: 0.234										1	0	0	0	0	1	0		
Mike Fitzgerald, R (1,2) OBP: 0.295, SLG: 0.281										2	0	0	0	0	0	0		
Terry Francona, L (8, PH) OBP: 0.315, SLG: 0.328										1	0	0	0	0	0	2		
Sal Butera, R (8,2) OBP: 0.263, SLG: 0.212										0	0	0	0	0	0	0		
Bryn Smith, R (1,1) OBP: 0.231, SLG: 0.235										2	0	0	0	0	0	0		
Razor Shines, S (8, PH) OBP: 0.192, SLG: 0.160										0	0	0	0	1	0	0		
Mitch Webster, S (8, PR) OBP: 0.247, SLG: 0.449										0	0	0	0	0	0	0		
Gary Lucas, L (8,1)										0	0	0	0	0	0	0		
Inning Stats	R: 0 E: 0 K: 2 S: 8	H: 1 LOB: 1 BB: 0 P: 8	R: 0 E: 0 K: 0 S: 3	H: 0 LOB: 0 BB: 0 P: 3	R: 0 E: 0 K: 0 S: 3	H: 0 LOB: 1 BB: 0 P: 9	R: 0 E: 0 K: 1 S: 5	H: 0 LOB: 0 BB: 0 P: 5	R: 0 E: 0 K: 0 S: 3	H: 0 LOB: 0 BB: 0 P: 3	R: 0 E: 0 K: 0 S: 5	H: 2 LOB: 3 BB: 1 P: 9	R: 2 E: 0 K: 1 S: 7	H: 2 LOB: 0 BB: 0 P: 7	1B: 3 2B: 1 3B: 0 HR: 1	SF: 0 SAC: 0 DP: 0 HBP: 0	WP: 0 PB: 0 CS: 0	PA: 34
PITCHER	IP WLS BF H R ER SO BB IBB HBP BLK WP HR S P ERA WHIP																	
Rick Aguilera, R (1,1) ERA: 1.84	7.1 W 27 3 0 0 4 2 0 0 0 0 0 0 33 41 0.00 0.682																	
Jesse Orosco, L (8,1) ERA: 3.33	1.2 S 7 2 2 2 1 0 0 0 0 0 0 1 9 9 10.80 1.200																	

Montreal Expos @ New York Mets
Shea Stadium, Flushing, NY
Mon Jul 29 1985, 7:05 PM EDT
Att: 30,693 - Unknown


AB 32
R 2
H 5
RBI 2
BB 2
SO 5
LOB 12



Batter	1	2	3	4	5	6	7	8	9	AB	R	H	RBI	BB	SO	LOB	BOTTOM			
Lenny Dykstra, L (1,8) OBP: 0.318, SLG: 0.318										4	1	1	0	0	1	3				
Wally Backman, S (1,4) OBP: 0.330, SLG: 0.346										3	1	0	0	0	2	2				
Keith Hernandez, L (1,3) OBP: 0.387, SLG: 0.438										4	0	1	2	0	0	1				
Gary Carter, R (1,2) OBP: 0.364, SLG: 0.419										4	0	1	0	0	2	1				
Darryl Strawberry, L (1,9) OBP: 0.355, SLG: 0.492										4	1	1	0	0	0	2				
Danny Heep, L (1,7) OBP: 0.333, SLG: 0.429										3	0	1	0	0	1	1				
Tom Paciorek, R (8, PH) OBP: 0.293, SLG: 0.272										1	0	0	0	0	0	1				
Howard Johnson, S (1,5) OBP: 0.285, SLG: 0.347										3	0	1	1	0	0	0				
Rafael Santana, R (1,6) OBP: 0.284, SLG: 0.297										3	0	1	0	0	1	2				
Rick Aguilera, R (1,1) OBP: 0.375, SLG: 0.400										2	0	2	0	0	0	0				
Jesse Orosco, R (8,1) ERA: 2.92										0	0	0	0	0	0	0				
Inning Stats	R: 2 E: 1 K: 0 S: 6	H: 2 LOB: 1 BB: 0 P: 6	R: 0 E: 0 K: 0 S: 4	H: 1 LOB: 1 BB: 0 P: 4	R: 0 E: 0 K: 1 S: 5	H: 0 LOB: 0 BB: 0 P: 5	R: 0 E: 0 K: 1 S: 5	H: 0 LOB: 0 BB: 0 P: 5	R: 0 E: 0 K: 2 S: 8	H: 1 LOB: 1 BB: 0 P: 8	R: 1 E: 0 K: 1 S: 8	H: 3 LOB: 2 BB: 0 P: 8	R: 0 E: 0 K: 2 S: 8	H: 1 LOB: 1 BB: 0 P: 8	R: 0 E: 0 K: 0 S: 3	H: 1 LOB: 0 BB: 0 P: 3	1B: 7 2B: 2 3B: 0 HR: 0	SF: 0 SAC: 2 DP: 1 HBP: 0	WP: 0 PB: 0 CS: 0	PA: 33
PITCHER	IP WLS BF H R ER SO BB IBB HBP BLK WP HR S P ERA WHIP																			
Bryn Smith, R (1,1) ERA: 2.68	7.0 L 30 8 3 2 7 0 0 0 0 0 0 0 0 44 44 2.57 1.143																			
Gary Lucas, L (8,1) ERA: 2.92	1.0 3 1 0 0 0 0 0 0 0 0 0 0 3 3 0.00 1.000																			

Montreal Expos @ New York Mets
Shea Stadium, Flushing, NY
Mon Jul 29 1985, 7:05 PM EDT
Att: 30,693 - Unknown

AB 31
R 3
H 9
RBI 3
BB 0
SO 7
LOB 13



Batter	1	2	3	4	5	6	7	8	9	AB	R	H	RBI	BB	SO	LOB	TOP					
Tim Raines, S (1, 7) OBP: 0.373, SLG: 0.416										3	0	1	0	1	1	0	Montreal Expos @ New York Mets Shea Stadium, Flushing, NY Tue Jul 30 1985, 7:05 PM EDT Att: 45,118 - Unknown					
Vance Law, R (1, 4) OBP: 0.360, SLG: 0.395										4	0	0	0	0	2	3						
Tim Burke, R (8, 1) OBP: 0.200, SLG: 0.200										0	0	0	0	0	0	0						
Andre Dawson, R (1, 9) OBP: 0.307, SLG: 0.410										4	0	0	0	0	2	1						
Hubie Brooks, R (1, 6) OBP: 0.295, SLG: 0.373										4	0	2	0	0	1	0						
Dan Driessen, L (1, 3) OBP: 0.325, SLG: 0.367										3	0	1	0	1	0	1						
Tim Wallach, R (1, 5) OBP: 0.320, SLG: 0.439										3	0	0	0	0	0	4						
Herm Winningham, L (1, 8) OBP: 0.327, SLG: 0.365										3	0	0	0	0	2	0						
Mike Fitzgerald, R (1, 2) OBP: 0.293, SLG: 0.278										2	0	0	0	0	1	0						
U L Washington, S (8, PH) OBP: 0.356, SLG: 0.444										1	0	1	0	0	0	0						
Bill Gullickson, R (1, 1) OBP: 0.135, SLG: 0.162										2	0	0	0	0	1	0						
Terry Francona, L (8, PH) OBP: 0.313, SLG: 0.325										1	0	0	0	0	0	1						
Sal Butera, R (8, 2) OBP: 0.263, SLG: 0.212										0	0	0	0	0	0	0						
Inning Stats	R: 0 E: 0 K: 3 S: 9	H: 0 LOB: 0 BB: 0 P: 9	R: 0 E: 0 K: 0 S: 3	H: 1 LOB: 0 BB: 0 P: 3	R: 0 E: 0 K: 1 S: 5	H: 0 LOB: 0 BB: 0 P: 5	R: 0 E: 0 K: 0 S: 5	H: 2 LOB: 3 BB: 1 P: 9	R: 0 E: 0 K: 3 S: 9	H: 0 LOB: 0 BB: 0 P: 9	R: 0 E: 0 K: 1 S: 5	H: 0 LOB: 0 BB: 0 P: 5	R: 0 E: 0 K: 1 S: 4	H: 0 LOB: 0 BB: 1 P: 8	R: 0 E: 0 K: 1 S: 7	H: 2 LOB: 2 BB: 0 P: 7	R: 0 E: 0 K: 0 S: 3	H: 0 LOB: 0 BB: 0 P: 3	1B: 5 2B: 0 3B: 0 HR: 0	SF: 0 SAC: 0 DP: 2 HBP: 0	WP: 0 PB: 0 SB: 0 CS: 0	PA: 32
PITCHER Dwight Gooden, R (1, 1) ERA: 1.65	IP: 9.0 WLS: W BF: 32 H: 5 R: 0 ER: 0 SO: 10 BB: 2 IBB: 0 HBP: 0 BLK: 0 WP: 0 HR: 0 S: 50 P: 58 ERA: 0.00 WHIP: 0.778															PITCHER	IP: WLS: BF: H: R: ER: SO: BB: IBB: HBP: BLK: WP: HR: S: P: ERA: WHIP:					

AB	30
R	0
H	5
RBI	0
BB	2
SO	10
LOB	10




Batter	1	2	3	4	5	6	7	8	9	AB	R	H	RBI	BB	SO	LOB	BOTTOM					
Lenny Dykstra, L (1, 8) OBP: 0.316, SLG: 0.311										3	0	0	0	1	1	1	Montreal Expos @ New York Mets Shea Stadium, Flushing, NY Tue Jul 30 1985, 7:05 PM EDT Att: 45,118 - Unknown					
Wally Backman, S (1, 4) OBP: 0.332, SLG: 0.348										4	1	2	0	0	1	1						
Keith Hernandez, L (1, 3) OBP: 0.388, SLG: 0.439										4	0	2	0	0	0	2						
Gary Carter, R (1, 2) OBP: 0.360, SLG: 0.414										4	0	0	0	0	0	3						
Darryl Strawberry, L (1, 9) OBP: 0.362, SLG: 0.497										2	1	1	0	2	1	0						
George Foster, R (1, 7) OBP: 0.318, SLG: 0.464										4	0	2	2	0	0	1						
Howard Johnson, S (1, 5) OBP: 0.284, SLG: 0.343										3	0	0	0	1	0	3						
Rafael Santana, R (1, 6) OBP: 0.283, SLG: 0.296										4	0	1	0	0	0	3						
Dwight Gooden, R (1, 1) OBP: 0.234, SLG: 0.169										2	0	0	0	0	0	0						
Inning Stats	R: 0 E: 0 K: 2 S: 8	H: 1 LOB: 1 BB: 0 P: 8	R: 0 E: 0 K: 0 S: 4	H: 1 LOB: 1 BB: 0 P: 4	R: 0 E: 0 K: 0 S: 4	H: 1 LOB: 1 BB: 0 P: 4	R: 0 E: 0 K: 1 S: 5	H: 0 LOB: 0 BB: 0 P: 5	R: 0 E: 0 K: 0 S: 4	H: 1 LOB: 1 BB: 0 P: 4	R: 1 E: 0 K: 0 S: 5	H: 2 LOB: 2 BB: 1 P: 9	R: 0 E: 0 K: 0 S: 3	H: 0 LOB: 1 BB: 1 P: 7	R: 1 E: 0 K: 0 S: 4	H: 2 LOB: 2 BB: 2 P: 12		R: 0 E: 0 K: 0 S: 4	H: 0 LOB: 0 BB: 0 P: 3	1B: 7 2B: 1 3B: 0 HR: 0	SF: 0 SAC: 1 DP: 1 HBP: 0	WP: 0 PB: 0 SB: 4 CS: 0
PITCHER Bill Gullickson, R (1, 1) ERA: 3.08	IP: 7.0 WLS: L BF: 29 H: 6 R: 1 ER: 1 SO: 3 BB: 1 IBB: 1 HBP: 0 BLK: 0 WP: 0 HR: 0 S: 33 P: 41 ERA: 1.29 WHIP: 1.000															PITCHER	IP: WLS: BF: H: R: ER: SO: BB: IBB: HBP: BLK: WP: HR: S: P: ERA: WHIP:					
Tim Burke, R (8, 1) ERA: 1.51	IP: 1.0 WLS: L BF: 6 H: 2 R: 1 ER: 1 SO: 0 BB: 1 IBB: 0 HBP: 0 BLK: 0 WP: 0 HR: 0 S: 4 P: 12 ERA: 9.00 WHIP: 3.000															PITCHER	IP: WLS: BF: H: R: ER: SO: BB: IBB: HBP: BLK: WP: HR: S: P: ERA: WHIP:					



Batter	1	2	3	4	5	6	7	8	9	AB	R	H	RBI	BB	SO	LOB	TOP								
Tim Raines, S OBP: 0.368, SLG: 0.411 (1, 7)	F7		F8		4-3		4-3		G3	5	0	0	0	0	0	4									
U L Washington, S OBP: 0.347, SLG: 0.432 (1, 4)	F9		F7		F6		G3			4	0	0	0	0	0	2									
Andre Dawson, R OBP: 0.306, SLG: 0.411 (1, 9)	F2		2B		K				F3	4	0	1	0	0	1	0									
Hubie Brooks, R OBP: 0.295, SLG: 0.370 (1, 6)		FC6-4 BB	F4			4-3			6-3	3	0	0	0	1	0	2									
Terry Francona, L OBP: 0.311, SLG: 0.347 (1, 3)	F5				HR		4-3		4-3	4	1	1	1	0	0	1									
Tim Lincecum, R OBP: 0.319, SLG: 0.437 (1, 5)	FC6-4 1B				K		F7			4	0	1	0	0	1	1									
Herm Winningham, L OBP: 0.335, SLG: 0.378 (1, 8)					1B				K	4	1	3	0	0	1	1									
Steve Nicosia, R OBP: 0.258, SLG: 0.228 (1, 2)					1B				E6	4	0	2	0	0	1	3									
Dan Schatzeder, L OBP: 0.238, SLG: 0.400 Randy St. Claire, R OBP: 0.400, SLG: 0.250 Razor Shines, S OBP: 0.183, SLG: 0.154 Tim Burke, R OBP: 0.200, SLG: 0.200 Dan Driessen, L OBP: 0.354, SLG: 0.365 (1, 1) (6, 1) (7, PH) (7, 1) (9, PH)					G3-6-1 1B				FC6-4 1B	2	0	1	0	0	0	2									
Inning Stats	R: 0 E: 0 K: 0 S: 3	H: 0 LOB: 0 BB: 0 P: 3	R: 0 E: 0 K: 1 S: 6	H: 1 LOB: 2 BB: 1 P: 10	R: 0 E: 0 K: 0 S: 5	H: 2 LOB: 2 BB: 0 P: 5	R: 1 E: 0 K: 1 S: 7	H: 3 LOB: 1 BB: 0 P: 7	R: 0 E: 0 K: 0 S: 5	H: 0 LOB: 0 BB: 0 P: 5	R: 0 E: 0 K: 0 S: 3	H: 0 LOB: 0 BB: 0 P: 3	R: 1 E: 0 K: 1 S: 7	H: 2 LOB: 1 BB: 0 P: 7	R: 0 E: 0 K: 0 S: 3	H: 0 LOB: 0 BB: 0 P: 3	R: 0 E: 1 K: 1 S: 7	H: 1 LOB: 2 BB: 0 P: 7	1B: 6 2B: 2 3B: 0 HR: 1	SF: 0 SAC: 0 DP: 1 HBP: 0	WP: 0 PB: 0 SB: 0 CS: 0	PA: 37			
PITCHER	IP	WLS	BF	H	R	ER	SO	BB	IBB	HBP	BLK	WP	HR	S	P	ERA	WHIP								
Ed Lynch, R ERA: 2.9 Roger McDowell, R ERA: 3.09 (1, 1) (6, 1)	5.0	W	21	6	1	1	3	1	0	0	0	0	1	26	30	1.80	1.400								
4.0	S	16	3	1	1	2	0	0	0	1	0	0	0	20	20	2.25	0.750								

Montreal Expos @ New York Mets
Shea Stadium, Flushing, NY
Wed Jul 31 1985, 3:33 AM EDT
Att: 26,055 - Unknown


AB 36
R 2
H 9
RBI 1
BB 1
SO 5
LOB 20



Batter	1	2	3	4	5	6	7	8	9	AB	R	H	RBI	BB	SO	LOB	BOTTOM								
Wally Backman, S OBP: 0.331, SLG: 0.350 (1, 4)	K	K					6-3			4	0	1	2	0	2	2									
Tom Paciorek, R OBP: 0.291, SLG: 0.266 (1, 9) (7, 7)	L5-3 BB		F9		F9		4-3			3	0	0	0	1	0	1									
Keith Hernandez, L OBP: 0.384, SLG: 0.434 (1, 3)	L5-3		6-3		4-3				4-3	4	0	0	0	0	0	2									
Gary Carter, R OBP: 0.359, SLG: 0.421 (1, 2)		F7	F7			HR			5-3	4	1	1	1	0	0	0									
George Foster, R OBP: 0.318, SLG: 0.466 Lenny Dykstra, L OBP: 0.314, SLG: 0.309 (1, 7) (7, 8)		1B 2B			F8		4-3		K	3	1	1	0	0	0	0									
Darryl Strawberry, L OBP: 0.362, SLG: 0.495 (1, 8) (7, 9)		S 1B			K				F9	3	1	1	1	0	1	0									
Ray Knight, R OBP: 0.250, SLG: 0.350 (1, 5)		SH1-4 BB			F9		4-3			3	0	1	1	0	0	0									
Ron Gardenhire, R OBP: 0.333, SLG: 0.200 (1, 6)		SH1-4 BB			SH1-3 2B				SH2-4 BB	0	2	0	0	3	0	0									
Ed Lynch, R OBP: 0.162, SLG: 0.088 Ronn Reynolds, R OBP: 0.321, SLG: 0.370 Roger McDowell, R OBP: 0.154, SLG: 0.083 (1, 1) (5, PH) (6, 1)		SH1-4			SH1-3		SH2-4			0	0	0	0	0	0	0									
Inning Stats	R: 0 E: 0 K: 1 S: 4	H: 0 LOB: 0 BB: 1 P: 8	R: 2 E: 0 K: 1 S: 8	H: 3 LOB: 2 BB: 1 P: 12	R: 0 E: 0 K: 0 S: 3	H: 0 LOB: 0 BB: 0 P: 3	R: 0 E: 0 K: 1 S: 5	H: 0 LOB: 0 BB: 0 P: 5	R: 1 E: 0 K: 0 S: 4	H: 1 LOB: 1 BB: 1 P: 8	R: 1 E: 0 K: 0 S: 4	H: 1 LOB: 0 BB: 0 P: 4	R: 1 E: 0 K: 0 S: 3	H: 0 LOB: 0 BB: 1 P: 7	R: 0 E: 0 K: 1 S: 5	H: 0 LOB: 0 BB: 0 P: 5	1B: 2 2B: 3 3B: 0 HR: 1	SF: 0 SAC: 3 DP: 1 HBP: 0	WP: 0 PB: 0 SB: 1 CS: 0	PA: 32					
PITCHER	IP	WLS	BF	H	R	ER	SO	BB	IBB	HBP	BLK	WP	HR	S	P	ERA	WHIP								
Dan Schatzeder, L ERA: 3.82 Randy St. Claire, R ERA: 2.5 Tim Burke, R ERA: 1.6 (1, 1) (6, 1) (7, 1)	5.0	L	22	5	4	4	3	3	0	0	0	0	0	3	3	0.00	0.000								
2.0		7	0	1	1	1	1	0	0	0	0	0	0	8	12	4.50	0.500								

Montreal Expos @ New York Mets
Shea Stadium, Flushing, NY
Wed Jul 31 1985, 3:33 AM EDT
Att: 26,055 - Unknown

AB 25
R 5
H 5
RBI 5
BB 4
SO 4
LOB 5



Batter	1	2	3	4	5	6	7	8	9	AB	R	H	RBI	BB	SO	LOB	TOP																	
Tim Raines, S OBP: 0.366, SLG: 0.406 (1, 7)										4	0	0	0	1	1	1	Montreal Expos @ Pittsburgh Pirates Three Rivers Stadium, Pittsburgh, PA Fri Aug 02 1985, 7:05 PM EDT Att: 6,705 - Unknown																	
Vance Law, R OBP: 0.359, SLG: 0.393 (1, 4)										4	0	1	0	0	0	3																		
Andre Dawson, R OBP: 0.308, SLG: 0.414 (1, 9)										3	1	1	0	1	1																			
Hubie Brooks, R OBP: 0.297, SLG: 0.374 (1, 6)										4	1	2	1	0	0	2																		
Terry Francona, L OBP: 0.309, SLG: 0.344 (1, 3)										4	1	1	0	0	0	2																		
Tim Lincecum, R OBP: 0.319, SLG: 0.438 (1, 5)										4	0	1	2	0	2	2																		
Herm Winningham, L OBP: 0.333, SLG: 0.380 (1, 8)										4	0	1	0	0	1	1																		
Mike Fitzgerald, R OBP: 0.292, SLG: 0.275 (1, 2)										3	0	0	0	1	2	2																		
Joe Hesketh, R OBP: 0.140, SLG: 0.098 Jeff Reardon, R OBP: 0.200, SLG: 0.200 (7, 1)										3	0	0	0	0	1	2																		
										1	0	0	0	0	1	1																		
Inning Stats	R: 0 E: 0 K: 1 S: 6	H: 1 LOB: 1 BB: 0 P: 6	R: 0 E: 0 K: 2 S: 7	H: 0 LOB: 0 BB: 0 P: 7	R: 0 E: 0 K: 1 S: 5	H: 0 LOB: 0 BB: 0 P: 5	R: 3 E: 0 K: 1 S: 9	H: 4 LOB: 1 BB: 0 P: 9	R: 0 E: 0 K: 0 S: 4	H: 1 LOB: 1 BB: 0 P: 4	R: 0 E: 0 K: 0 S: 3	H: 1 LOB: 2 BB: 2 P: 11	R: 0 E: 0 K: 1 S: 5	H: 0 LOB: 1 BB: 0 P: 9	R: 0 E: 1 K: 2 S: 8	H: 0 LOB: 1 BB: 0 P: 8	1B: 3 2B: 4 3B: 0 HR: 0	SF: 0 SAC: 0 DP: 1 HBP: 0	WP: 1 PA: 37 CS: 0															
PITCHER	IP WLS BF H R ER SO BB IBB HBP BLK WP HR S P ERA WHIP	IP WLS BF H R ER SO BB IBB HBP BLK WP HR S P ERA WHIP																																
Rick Reuschel, R ERA: 2.69 Jim Winn, R ERA: 4.2	(1, 1) (8, 1)	7.0 8	29 0	7 0	3 0	3 0	6 3	1 1	0 0	0 0	0 0	0 0	0 0	0 0	13 17	0.00 0.500	3.86 1.143	1.143 0.500																

AB	34
R	3
H	7
RBI	3
BB	3
SO	9
LOB	17



Batter	1	2	3	4	5	6	7	8	9	AB	R	H	RBI	BB	SO	LOB	BOTTOM																	
Bill Almon, R OBP: 0.350, SLG: 0.419 Lee Mazzilli, S OBP: 0.412, SLG: 0.358 Jim Winn, R (8, 1)										2	1	1	0	1	0	0	Montreal Expos @ Pittsburgh Pirates Three Rivers Stadium, Pittsburgh, PA Fri Aug 02 1985, 7:05 PM EDT Att: 6,705 - Unknown																	
Johnny Ray, S OBP: 0.291, SLG: 0.370 (1, 4)										4	0	1	0	0	0	2																		
Bill Madlock, R OBP: 0.310, SLG: 0.368 (1, 5)										3	0	0	1	1	0	1																		
Sixto Lezcano, R OBP: 0.397, SLG: 0.337 (1, 9)										4	0	0	0	0	2	3																		
Jason Thompson, L OBP: 0.365, SLG: 0.401 (1, 3)										3	0	0	0	1	1	0																		
Tony Peña, R OBP: 0.293, SLG: 0.363 (1, 2)										4	0	0	0	0	2	1																		
Sam Khalifa, R OBP: 0.303, SLG: 0.328 (1, 6)										3	0	0	0	1	0	0																		
Marvell Wynne, L OBP: 0.263, SLG: 0.278 (1, 8)										2	0	0	0	0	0	0																		
Rick Reuschel, R OBP: 0.212, SLG: 0.219 Jim Morrison, R OBP: 0.273, SLG: 0.294 Steve Kemp, L OBP: 0.310, SLG: 0.332 (8, 7)										1	1	0	0	1	0	0																		
										0	0	0	0	0	0	0																		
										1	0	0	0	0	0	1																		
Inning Stats	R: 0 E: 0 K: 1 S: 5	H: 1 LOB: 2 BB: 1 P: 9	R: 0 E: 0 K: 1 S: 5	H: 0 LOB: 0 BB: 0 P: 5	R: 2 E: 1 K: 0 S: 5	H: 1 LOB: 1 BB: 1 P: 9	R: 0 E: 0 K: 0 S: 3	H: 0 LOB: 0 BB: 0 P: 3	R: 0 E: 0 K: 0 S: 3	H: 0 LOB: 1 BB: 1 P: 9	R: 0 E: 0 K: 1 S: 5	H: 0 LOB: 1 BB: 1 P: 7	R: 0 E: 0 K: 0 S: 3	H: 0 LOB: 0 BB: 0 P: 3	R: 0 E: 0 K: 2 S: 7	H: 0 LOB: 0 BB: 0 P: 7	1B: 1 2B: 2 3B: 0 HR: 0	SF: 0 SAC: 1 DP: 1 HBP: 0	WP: 0 PA: 34 CS: 1															
PITCHER	IP WLS BF H R ER SO BB IBB HBP BLK WP HR S P ERA WHIP	IP WLS BF H R ER SO BB IBB HBP BLK WP HR S P ERA WHIP																																
Joe Hesketh, L ERA: 2.15 Jeff Reardon, R ERA: 2.37	(1, 1) (7, 1)	6.1 8	26 0	2 0	2 0	0 0	3 2	5 0	0 0	0 0	0 0	0 0	0 0	0 0	12 12	0.00 0.000	0.00 1.105	1.105 0.000																

AB	28
R	2
H	2
RBI	1
BB	5
SO	5
LOB	9



Batter	1	2	3	4	5	6	7	8	9	AB	R	H	RBI	BB	SO	LOB	TOP								
U L Washington, S OBP: 0.348, SLG: 0.434										4	1	1	0	1	0	1									
Vance Law, R OBP: 0.360, SLG: 0.394										4	0	2	0	0	1	1									
Terry Francona, L OBP: 0.314, SLG: 0.349										1	0	1	0	0	0	0									
Andre Dawson, R OBP: 0.307, SLG: 0.410										5	0	1	0	0	2	3									
Hubie Brooks, R OBP: 0.296, SLG: 0.380										5	1	1	2	0	0	4									
Tim Wallach, R OBP: 0.320, SLG: 0.440										5	2	2	0	0	2	2									
Jim Wehford, R OBP: 0.271, SLG: 0.260										2	1	2	1	0	0	0									
Herm Winningham, L OBP: 0.335, SLG: 0.381										2	0	1	0	0	0	0									
Mitch Webster, S OBP: 0.268, SLG: 0.444										1	1	0	0	3	0	1									
Mike Fitzgerald, R OBP: 0.295, SLG: 0.277										2	0	1	2	1	0	1									
Bryn Smith, R OBP: 0.218, SLG: 0.222										3	0	0	1	0	0	4									
Bert Roberge, R										0	0	0	0	0	0	0									
Scot Thompson, L OBP: 0.228, SLG: 0.268										1	0	1	0	0	0	0									
Tim Burke, R OBP: 0.200, SLG: 0.200										0	0	0	0	0	0	0									
Jeff Reardon, R OBP: 0.200, SLG: 0.200										0	0	0	0	0	0	0									
Inning Stats	R: 1 E: 0 K: 2 S: 9	H: 2 LOB: 1 BB: 0 P: 9	R: 2 E: 0 K: 1 S: 6	H: 2 LOB: 1 BB: 2 P: 14	R: 2 E: 0 K: 0 S: 6	H: 3 LOB: 2 BB: 1 P: 10	R: 0 E: 0 K: 0 S: 4	H: 2 LOB: 1 BB: 0 P: 4	R: 1 E: 0 K: 0 S: 4	H: 2 LOB: 1 BB: 1 P: 8	R: 0 E: 0 K: 0 S: 3	H: 0 LOB: 0 BB: 0 P: 3	R: 0 E: 0 K: 1 S: 5	H: 0 LOB: 0 BB: 0 P: 5	R: 0 E: 0 K: 0 S: 3	H: 1 LOB: 1 BB: 1 P: 7	R: 0 E: 0 K: 1 S: 6	H: 1 LOB: 1 BB: 0 P: 6	1B: 8 2B: 5 3B: 0 HR: 1	SF: 1 SAC: 0 DP: 2 HBP: 0	WP: 0 PB: 0 SB: 1 CS: 1	PA: 41			
PITCHER	IP	WLS	BF	H	R	ER	SO	BB	IBB	HBP	BLK	WP	HR	S	P	ERA	WHIP								
Larry McWilliams, L ERA: 4.68	2.1	L	15	7	5	5	3	2	0	0	0	0	1	19	27	19.29	3.857								
Jim Winn, R ERA: 4.15	2.2		12	4	1	1	0	2	0	0	0	0	0	10	18	3.38	2.250								
Pat Clements, L ERA: 3.23	2.0		6	0	0	0	1	0	0	0	0	0	0	8	8	0.00	0.000								
Cecilio Guante, R ERA: 2.17	2.0		8	2	0	0	1	1	0	0	0	0	0	9	13	0.00	1.500								

Montreal Expos @ Pittsburgh Pirates
Three Rivers Stadium, Pittsburgh, PA
Sat Aug 03 1985, 7:05 PM EDT
Att: 10,593 - Unknown

AB	35
R	6
H	13
RBI	6
BB	5
SO	5
LOB	17



Batter	1	2	3	4	5	6	7	8	9	AB	R	H	RBI	BB	SO	LOB	BOTTOM								
Joe Orsulak, L OBP: 0.332, SLG: 0.346										5	2	2	0	0	0	2									
Johnny Ray, S OBP: 0.290, SLG: 0.369										4	1	1	1	0	0	1									
Bill Madlock, R OBP: 0.313, SLG: 0.369										2	0	1	1	0	0	0									
Pat Clements, R										0	0	0	0	0	0	0									
Steve Kemp, L OBP: 0.308, SLG: 0.330										1	0	0	0	0	1	0									
Cecilio Guante, R OBP: 0.100, SLG: 0.100										0	0	0	0	0	0	0									
Jason Thompson, L OBP: 0.369, SLG: 0.408										3	1	2	1	1	0	2									
Bill Almon, R OBP: 0.350, SLG: 0.419										0	0	0	0	0	0	0									
Mike Brown, R OBP: 0.297, SLG: 0.408										4	0	0	1	0	1	5									
Tony Peña, R OBP: 0.292, SLG: 0.361										4	0	1	1	0	1	3									
Marvell Wynne, L OBP: 0.283, SLG: 0.277										4	0	1	0	0	0	1									
Sam Khalifa, R OBP: 0.304, SLG: 0.328										3	0	1	0	0	1	1									
Larry McWilliams, L OBP: 0.143, SLG: 0.147										0	0	0	0	0	0	0									
Jim Winn, R OBP: 0.154										1	1	1	0	0	0	0									
Doug Frobler, L OBP: 0.323, SLG: 0.250										1	0	0	0	0	0	0									
Jim Morrison, R OBP: 0.270, SLG: 0.290										2	0	0	0	0	0	2									
Inning Stats	R: 1 E: 0 K: 0 S: 5	H: 3 LOB: 1 BB: 0 P: 5	R: 0 E: 0 K: 1 S: 5	H: 0 LOB: 0 BB: 0 P: 5	R: 1 E: 0 K: 0 S: 4	H: 1 LOB: 0 BB: 0 P: 4	R: 1 E: 0 K: 2 S: 9	H: 2 LOB: 1 BB: 0 P: 9	R: 2 E: 0 K: 0 S: 6	H: 2 LOB: 2 BB: 0 P: 7	R: 0 E: 0 K: 0 S: 3	H: 1 LOB: 0 BB: 0 P: 3	R: 0 E: 0 K: 1 S: 5	H: 0 LOB: 0 BB: 0 P: 5	R: 0 E: 0 K: 0 S: 2	H: 0 LOB: 1 BB: 1 P: 6	R: 0 E: 0 K: 0 S: 4	H: 1 LOB: 1 BB: 0 P: 4	1B: 7 2B: 3 3B: 1 HR: 0	SF: 0 SAC: 1 DP: 3 HBP: 1	WP: 0 PB: 0 SB: 0 CS: 0	PA: 37			
PITCHER	IP	WLS	BF	H	R	ER	SO	BB	IBB	HBP	BLK	WP	HR	S	P	ERA	WHIP								
Bryn Smith, R ERA: 2.89	4.1		22	8	1	0	0	1	0	0	0	0	0	10	10	0.00	0.375								
Bert Roberge, R ERA: 1.96	2.2	W	8	1	0	0	1	0	0	0	0	0	0	4	8	0.00	1.500								
Tim Burke, R ERA: 1.57	1.1		5	1	0	0	0	1	0	0	0	0	0	2	2	0.00	0.000								
Jeff Reardon, R ERA: 2.34	0.2	S	2	0	0	0	0	0	0	0	0	0	0	2	2	0.00	0.000								

Montreal Expos @ Pittsburgh Pirates
Three Rivers Stadium, Pittsburgh, PA
Sat Aug 03 1985, 7:05 PM EDT
Att: 10,593 - Unknown

AB	34
R	5
H	10
RBI	5
BB	1
SO	4
LOB	17



Batter	1	2	3	4	5	6	7	8	9	AB	R	H	RBI	BB	SO	LOB	TOP								
Tim Raines, S OBP: 0.363, SLG: 0.402	4-3		6-3			4-3			2B	4	1	1	0	0	0	0									
Vance Law, R OBP: 0.362, SLG: 0.398			K			5-3			2B	3	2	1	0	1	1	0									
Mitch Webster, S OBP: 0.265, SLG: 0.440	HR								1B	0	0	0	0	0	0	0									
Andre Dawson, R OBP: 0.307, SLG: 0.420				P4					1B	4	2	2	3	0	0	0									
Jeff Reardon, R OBP: 0.200, SLG: 0.200	HR			CS					2B	0	0	0	0	0	0	0									
Hubie Brooks, R OBP: 0.301, SLG: 0.391	6-3			1B		6-3			1B	4	0	2	2	0	0	0									
Terry Francona, L OBP: 0.306, SLG: 0.333	3-1			G3					1B	4	0	0	0	0	0	2									
Tim Wallach, R OBP: 0.316, SLG: 0.432		4-3				F9			F2	4	0	0	0	0	1	1									
Herm Winningham, L OBP: 0.326, SLG: 0.370		1-3				G3			F9	3	0	0	0	0	0	0									
Steve Nicosia, R OBP: 0.246, SLG: 0.217										2	0	0	0	0	1	0									
Razor Shines, S OBP: 0.179, SLG: 0.148	6-3					K			2-3	1	0	0	0	0	0	0									
Mike Fitzgerald, R OBP: 0.302, SLG: 0.289										0	0	0	0	0	0	0									
Dan Schatzeder, L Bert Roberge, R Scot Thompson, L Tim Burke, R U L Washington, S			F7			K2-3			1-3	1	0	0	0	0	0	0									
Inning Stats	R: 2 E: 0 K: 0 S: 5	H: 2 LOB: 0 BB: 0 P: 5	R: 0 E: 0 K: 0 S: 3	H: 0 LOB: 0 BB: 0 P: 3	R: 0 E: 0 K: 1 S: 5	H: 0 LOB: 0 BB: 0 P: 5	R: 0 E: 0 K: 0 S: 3	H: 1 LOB: 0 BB: 0 P: 3	R: 0 E: 0 K: 1 S: 5	H: 0 LOB: 0 BB: 0 P: 5	R: 0 E: 0 K: 0 S: 3	H: 0 LOB: 0 BB: 0 P: 3	R: 0 E: 0 K: 1 S: 5	H: 0 LOB: 0 BB: 0 P: 5	R: 0 E: 0 K: 0 S: 3	H: 0 LOB: 0 BB: 0 P: 5	R: 3 E: 0 K: 0 S: 6	H: 3 LOB: 1 BB: 1 P: 10	1B: 3 2B: 1 3B: 1 HR: 1	SF: 0 SAC: 0 DP: 0 HBP: 0	WP: 0 PB: 0 SB: 1 CS: 1	PA: 33			
PITCHER	IP	WLS	BF	H	R	ER	SO	BB	IBB	HBP	BLK	WP	HR	S	P	ERA	WHIP								
Lee Tunnell, R ERA: 4.02	8.0		26	3	2	2	4	0	0	0	0	0	1	34	34	2.25	0.375								
Jim Winn, R ERA: 4.47	0.1	L	3	1	2	2	0	1	0	0	0	0	0	2	6	54.00	6.000								
Rick Reuschel, R ERA: 2.76	0.2		4	2	1	1	0	0	0	0	0	0	0	4	4	13.50	3.000								

Montreal Expos @ Pittsburgh Pirates
 Three Rivers Stadium, Pittsburgh, PA
 Mon Aug 05 1985, 7:05 PM EDT
 Att: 7,838 - Unknown

AB 32
 R 5
 H 6
 RBI 5
 BB 1
 SO 4
 LOB 3



Batter	1	2	3	4	5	6	7	8	9	AB	R	H	RBI	BB	SO	LOB	BOTTOM								
Bill Almon, R OBP: 0.357, SLG: 0.444	HR			K					L5	3	1	2	1	1	1	3									
Lee Mazzilli, S OBP: 0.408, SLG: 0.354			2B							1	0	0	0	0	0	0									
Jim Morrison, R OBP: 0.271, SLG: 0.315			5-3		K					3	0	1	0	0	1	1									
Bill Madlock, R OBP: 0.313, SLG: 0.365	P6		K		F7					4	0	0	0	0	1	3									
Mike Brown, R OBP: 0.306, SLG: 0.418	5-3			S						4	1	2	0	0	0	2									
Jason Thompson, L OBP: 0.372, SLG: 0.402	F9			E						2	0	0	0	2	1	1									
Tony Peña, R OBP: 0.289, SLG: 0.357			G4-6-3		K				F9	4	0	1	0	0	1	4									
Sam Khalifa, R OBP: 0.294, SLG: 0.316		K		E5						4	0	0	0	0	1	2									
Marvell Wynne, L OBP: 0.263, SLG: 0.271		G4-6-3							F8	3	0	0	0	1	0	1									
Lee Tunnell, R OBP: 0.077, SLG: 0.077					4-3					3	0	0	0	0	1	3									
Jim Winn, R OBP: 0.143, SLG: 0.154									K	0	0	0	0	0	0	0									
Rick Reuschel, R OBP: 0.212, SLG: 0.219										0	0	0	0	0	0	0									
Steve Kemp, L OBP: 0.307, SLG: 0.328										1	0	0	0	0	1	0									
Inning Stats	R: 1 E: 0 K: 0 S: 5	H: 2 LOB: 1 BB: 0 P: 5	R: 0 E: 0 K: 1 S: 5	H: 1 LOB: 0 BB: 0 P: 5	R: 0 E: 0 K: 1 S: 6	H: 1 LOB: 1 BB: 0 P: 6	R: 1 E: 1 K: 3 S: 11	H: 1 LOB: 3 BB: 2 P: 19	R: 0 E: 0 K: 1 S: 6	H: 1 LOB: 2 BB: 1 P: 10	R: 0 E: 0 K: 0 S: 3	H: 0 LOB: 0 BB: 0 P: 3	R: 0 E: 0 K: 0 S: 3	H: 0 LOB: 1 BB: 1 P: 7	R: 0 E: 0 K: 1 S: 5	H: 0 LOB: 0 BB: 0 P: 5	R: 0 E: 0 K: 1 S: 5	H: 0 LOB: 0 BB: 0 P: 5	1B: 2 2B: 3 3B: 0 HR: 1	SF: 0 SAC: 1 DP: 1 HBP: 0	WP: 0 PB: 0 SB: 1 CS: 0	PA: 37			
PITCHER	IP	WLS	BF	H	R	ER	SO	BB	IBB	HBP	BLK	WP	HR	S	P	ERA	WHIP								
Dan Schatzeder, L ERA: 3.79	3.0		14	5	2	1	2	1	0	0	0	0	0	16	24	0.00	0.500								
Bert Roberge, R ERA: 1.90	2.0		10	1	0	0	4	0	2	0	0	0	0	11	15	0.00	0.333								
Tim Burke, R ERA: 1.49	3.0	W	10	0	0	0	1	1	0	0	0	0	0	11	15	0.00	0.333								
Jeff Reardon, R ERA: 2.3	1.0	S	3	0	0	0	1	0	0	0	0	0	0	5	5	0.00	0.000								

Montreal Expos @ Pittsburgh Pirates
 Three Rivers Stadium, Pittsburgh, PA
 Mon Aug 05 1985, 7:05 PM EDT
 Att: 7,838 - Unknown


AB 32
 R 2
 H 6
 RBI 1
 BB 4
 SO 8
 LOB 20



Batter	1	2	3	4	5	6	7	8	9	AB	R	H	RBI	BB	SO	LOB	TOP										
Wally Backman, S OBP: 0.337, SLG: 0.365 (1,4)	1-3	FC6-5 2B	3B		1B HBP E	6-3			G3	6	2	2	3	0	0	1											
Tom Paciorek, R OBP: 0.294, SLG: 0.267 (1,9)	1B	2B	F9		1B HBP E				3-1	3	3	1	0	1	1	1											
Lenny Dykstra, L OBP: 0.310, SLG: 0.305 (7,8)	1B	2B			1B HBP E					1	0	0	0	0	0	0											
Keith Hernandez, L OBP: 0.391, SLG: 0.441 (1,3)	1B	HR			1B				F7	6	3	5	3	0	0	0											
Gary Carter, R OBP: 0.353, SLG: 0.420 (1,2)	F7	HR			1B				G5-4-3	5	1	2	3	0	0	3											
Darryl Strawberry, L OBP: 0.372, SLG: 0.557 (1,8)	1B	K			1B					5	1	2	1	0	1	3											
George Foster, R OBP: 0.326, SLG: 0.481 (1,7)	F9				1B					5	1	3	3	0	0	2											
Ray Knight, R OBP: 0.355, SLG: 0.345 (1,5)					1B					4	2	2	0	1	0	3											
Howard Johnson, S OBP: 0.288, SLG: 0.349 (8,5)	2B	FC6-5 1B	BLK 3B		1B				G6-4-3	0	0	0	0	0	0	0											
Rafael Santana, R OBP: 0.285, SLG: 0.297 (1,6)	F9		BLK 3B		1B					5	1	2	0	0	0	2											
Rick Aguilera, R OBP: 0.368, SLG: 0.444 (1,1)										3	0	1	0	0	1	2											
Clint Hurdle, L OBP: 0.348, SLG: 0.421 (6,PH)	FC6-5 1B		K							1	0	0	0	0	1	0											
Terry Leach, R OBP: 0.400, SLG: 0.600 (6,1)	1-3		K						K	1	0	0	0	0	1	1											
Inning Stats	R: 1 E: 0 K: 0 S: 5	H: 2 LOB: 2 BB: 1 P: 9	R: 5 E: 0 K: 1 S: 10	H: 5 LOB: 0 BB: 0 P: 10	R: 2 E: 0 K: 1 S: 8	H: 3 LOB: 1 BB: 0 P: 8	R: 2 E: 0 K: 0 S: 5	H: 2 LOB: 1 BB: 1 P: 9	R: 3 E: 1 K: 0 S: 7	H: 4 LOB: 2 BB: 0 P: 8	R: 0 E: 0 K: 1 S: 5	H: 0 LOB: 0 BB: 0 P: 5	R: 0 E: 0 K: 1 S: 5	H: 1 LOB: 0 BB: 0 P: 5	R: 1 E: 0 K: 1 S: 7	H: 3 LOB: 1 BB: 0 P: 7	R: 0 E: 0 K: 0 S: 3	H: 0 LOB: 0 BB: 0 P: 3	1B: 13 2B: 3 3B: 1 HR: 3	SF: 0 SAC: 0 DP: 2 HBP: 1	WP: 0 PB: 0 SB: 1 CS: 0	PA: 48					
PITCHER	IP	WLS	BF	H	R	ER	SO	BB	IBB	HBP	BLK	WP	HR	S	P	ERA	WHIP										
Joe Hesketh, L ERA: 2.5 (1,1)	2.0	L	14	7	6	6	1	1	0	0	0	0	1	15	19	27.00	4.000										
Bert Roberge, R ERA: 2.55 (3,1)	2.0		12	5	4	4	1	1	0	0	2	0	1	13	17	18.00	3.000										
David Palmer, R ERA: 3.79 (5,1)	2.0		11	4	3	1	1	0	0	1	0	0	0	12	13	4.50	2.000										
Gary Lucas, L ERA: 2.9 (7,1)	2.0		8	4	1	1	2	0	0	0	0	0	1	12	12	4.50	2.000										
Tim Burke, R ERA: 1.47 (9,1)	1.0		3	0	0	0	0	0	0	0	0	0	0	3	3	0.00	0.000										

New York Mets @ Montreal Expos
Olympic Stadium, Montreal, QB
Thu Aug 08 1985, 7:05 PM EDT
Att: 24,919 - Unknown

AB 45
R 14
H 20
RBI 13
BB 2
SO 5
LOB 18





Batter	1	2	3	4	5	6	7	8	9	AB	R	H	RBI	BB	SO	LOB	BOTTOM										
Tim Raines, S OBP: 0.364, SLG: 0.403 (1,7)	2B		3-1		3-1				F6	4	1	1	0	1	0	0											
Vance Law, R OBP: 0.363, SLG: 0.401 (1,4)	2B		F4		1B				1-3	5	2	2	1	0	1	1											
Andre Dawson, R OBP: 0.306, SLG: 0.415 (1,9)	5-3		F9		1B				1-3	4	0	0	0	1	1	2											
Hubie Brooks, R OBP: 0.303, SLG: 0.395 (1,6)	1B	SF7			2B				F7	4	2	2	1	0	0	3											
Terry Francona, L OBP: 0.324, SLG: 0.360 (1,3)	CS				2B					4	1	4	1	0	0	0											
Tim Wallach, R OBP: 0.318, SLG: 0.436 (1,5)	SF7				4-3					3	1	2	2	0	0	2											
Herm Winningham, L OBP: 0.325, SLG: 0.368 (1,8)	CS				4-3				F7	4	0	1	1	0	0	3											
Mike Fitzgerald, R OBP: 0.298, SLG: 0.285 (1,2)		F6			SF8					3	0	0	1	0	1	3											
Joe Hesketh, L ERA: 2.5 (1,1)										0	0	0	0	0	0	0											
Roger Strzemis, S ERA: 2.55 (3,1)										0	0	0	0	0	0	0											
Bert Roberge, R ERA: 3.79 (5,1)										0	0	0	0	0	0	0											
David Palmer, R ERA: 2.9 (7,1)										0	0	0	0	0	0	0											
Gary Lucas, L ERA: 1.47 (9,1)										0	0	0	0	0	0	0											
Tim Burke, R ERA: 1.47 (9,1)										0	0	0	0	0	0	0											
Inning Stats	R: 3 E: 0 K: 0 S: 5	H: 3 LOB: 0 BB: 1 P: 9	R: 0 E: 0 K: 0 S: 3	H: 1 LOB: 0 BB: 0 P: 3	R: 0 E: 0 K: 0 S: 3	H: 0 LOB: 0 BB: 0 P: 3	R: 3 E: 0 K: 0 S: 6	H: 3 LOB: 0 BB: 0 P: 6	R: 1 E: 0 K: 0 S: 5	H: 2 LOB: 1 BB: 1 P: 9	R: 0 E: 0 K: 2 S: 8	H: 0 LOB: 0 BB: 0 P: 8	R: 0 E: 0 K: 1 S: 7	H: 2 LOB: 0 BB: 0 P: 7	R: 0 E: 0 K: 0 S: 3	H: 0 LOB: 0 BB: 0 P: 3	1B: 7 2B: 5 3B: 0 HR: 0	SF: 2 SAC: 0 DP: 1 HBP: 0	WP: 0 PB: 0 SB: 0 CS: 1	PA: 40							
PITCHER	IP	WLS	BF	H	R	ER	SO	BB	IBB	HBP	BLK	WP	HR	S	P	ERA	WHIP										
Rick Aguilera, R ERA: 2.76 (1,1)	5.0	W	24	9	7	7	0	2	0	0	0	0	0	22	30	12.60	2.200										
Terry Leach, R ERA: 1.82 (6,1)	4.0	S	15	3	0	0	3	0	0	0	0	0	0	21	21	0.00	0.750										

New York Mets @ Montreal Expos
Olympic Stadium, Montreal, QB
Thu Aug 08 1985, 7:05 PM EDT
Att: 24,919 - Unknown

AB 35
R 7
H 12
RBI 7
BB 2
SO 3
LOB 17



Batter	1	2	3	4	5	6	7	8	9	AB	R	H	RBI	BB	SO	LOB	TOP			
Joe Orsulak L (1,7) OBP: 0.332, SLG: 0.351	0-0 6-3 4-3 1B		0-0 F4			0-0 4-3		0-0 E3 1B		4	0	1	0	0	0	1	Pittsburgh Pirates @ Montreal Expos Olympic Stadium, Montreal, QB Fri Aug 09 1985, 7:05 PM EDT Att: 18,165 - Unknown			
Johnny Ray S (1,4) OBP: 0.292, SLG: 0.365	0-0 4-3 1-2		0-0 F7			0-0 4-3		0-0 1-3 3-H 1B		4	0	1	1	0	0	1				
Bill Madlock R (1,5) OBP: 0.315, SLG: 0.364 Jim Morrison R (8,PH) OBP: 0.269, SLG: 0.313	0-0 6-3 2-3		0-0 E6 FC4-6			0-0 G4-6-3 BB 1B		0-0 K		3	0	1	0	0	0	1				
Jason Thompson L (1,3) OBP: 0.372, SLG: 0.395	0-0 6-3		0-0 FC4-6 G5-4-3			0-0 G4-6-3 BB 1B		0-0 G3		3	0	0	0	1	0	2				
Mike Brown R (1,9) OBP: 0.304, SLG: 0.419		0-0 SH5-3 6-3 2B		0-0 G5-4-3		0-0 G4-6-3		0-0 F9		4	1	1	0	0	0	3				
Tony Peña R (1,2) OBP: 0.286, SLG: 0.354		0-0 SH5-3		0-0 5-3		0-0 3-1		0-0 6-3		3	0	0	0	0	0	1				
Marvell Wynne L (1,8) OBP: 0.257, SLG: 0.265		0-0 6-3		0-0 G3				0-0 5-3		3	0	0	1	0	0	0				
Sam Khalifa R (1,6) OBP: 0.295, SLG: 0.316		0-0 K		0-0 F8				0-0 E 4-3 1B		3	1	1	0	0	1	0				
Rick Reuschel R (1,1) OBP: 0.206, SLG: 0.212 Dave Tomlin L (5,1) OBP: 0.143, SLG: 0.174 Doug Frobel L (8,PH) OBP: 0.350, SLG: 0.426 Larry McWilliams L (8,1) OBP: 0.350, SLG: 0.426 Steve Kemp L (8,PH) OBP: 0.350, SLG: 0.426 Cecilio Guante R (8,1) OBP: 0.167, SLG: 0.167			0-3 K		0-0 G3			0-0 4-3 1B		1	0	0	0	0	0	0		AB 31 R 2 H 5 RBI 2 BB 1 SO 3 LOB 12		
										1	0	0	0	0	0	0				
Inning Stats	R: 0 E: 0 K: 0 S: 4	H: 1 LOB: 1 BB: 0 P: 4	R: 1 E: 0 K: 1 S: 6	H: 1 LOB: 0 BB: 0 P: 6	R: 0 E: 0 K: 1 S: 5	H: 0 LOB: 0 BB: 0 P: 5	R: 0 E: 1 K: 0 S: 3	H: 0 LOB: 0 BB: 0 P: 3	R: 0 E: 0 K: 0 S: 3	H: 0 LOB: 0 BB: 0 P: 3	R: 0 E: 0 K: 0 S: 3	H: 1 LOB: 1 BB: 1 P: 7	R: 1 E: 1 K: 1 S: 8	H: 2 LOB: 2 BB: 0 P: 8	R: 0 E: 0 K: 0 S: 3	H: 0 LOB: 0 BB: 0 P: 3	1B: 4 2B: 1 3B: 0 HR: 0	SF: 0 SAC: 1 DP: 2 HBP: 0		WP: 0 PB: 0 SB: 0 CS: 0
PITCHER	IP WLS BF H R ER SO BB IBB HBP BLK WP HR S P ERA WHIP																			
Bryn Smith R (1,1) ERA: 2.81	7.2 W 28 4 2 1 2 1 0 0 0 0 0 31 35 1.17 0.652																			
Jeff Reardon R (8,1) ERA: 2.25	1.1 S 5 1 0 0 1 0 0 0 0 0 0 7 7 0.00 0.750																			

Batter	1	2	3	4	5	6	7	8	9	AB	R	H	RBI	BB	SO	LOB	BOTTOM			
Tim Raines S (1,7) OBP: 0.371, SLG: 0.408	0-0 F9 1B 1B	4-0 BB			0-0 WP S 1B		4-0 F8 1B 1-3 BB	0-0 BB 1B		3	2	3	0	2	0	0	Pittsburgh Pirates @ Montreal Expos Olympic Stadium, Montreal, QB Fri Aug 09 1985, 7:05 PM EDT Att: 18,165 - Unknown			
U L Washington S (1,4) OBP: 0.352, SLG: 0.426	0-0 3-1 1B 1B	0-0 L6			4-0 G5-4-3 BB		0-0 1-3 1-2 BB	4-0 1-2 2-3 BB		3	1	1	0	2	0	3				
Andre Dawson R (1,9) OBP: 0.304, SLG: 0.412	0-0 F9		0-0 F3		0-0 G5-4-3		4-0 1B IBB	0-0 SF7		3	0	0	1	1	0	4				
Hubie Brooks R (1,6) OBP: 0.306, SLG: 0.396	0-0 3-1 1B 1B		4-0 CS BB		0-0 FC1-6 SH3-4 WP 1B		0-0 F8 2-3	0-0 6-3		4	2	2	1	1	0	4				
Terry Francona L (1,3) OBP: 0.325, SLG: 0.359	0-0 3-1		0-0 4-3		0-0 SH3-4		0-0 1-2 3-H 1B			3	0	1	1	0	0	3				
Tim Wallach R (1,5) OBP: 0.319, SLG: 0.435	0-0 1B		0-0 F8		4-0 FC1-6 IBB		0-0 F7			3	0	1	2	1	0	2				
Herm Winningham L (1,8) OBP: 0.328, SLG: 0.367	0-0 4-3		4-0 BB		0-0 FC1-6 E 1-2 2-3		0-0 E S 1B			3	1	1	0	1	0	3				
Mike Fitzgerald R (1,2) OBP: 0.300, SLG: 0.286		0-0 E5 L6		0-0 9-3		4-0 1-3 IBB		0-0 BB 1B SF7 1B		3	1	1	1	1	0	1				
Bryn Smith R (1,1) OBP: 0.207, SLG: 0.211 Jeff Reardon R (8,1) OBP: 0.167, SLG: 0.167		0-3 K		0-0 F5		0-0 1-3		0-3 K		3	0	0	0	0	1	3		AB 29 R 7 H 10 RBI 6 BB 9 SO 2 LOB 24		
										1	0	0	0	0	1	1				
Inning Stats	R: 3 E: 0 K: 0 S: 7	H: 4 LOB: 1 BB: 0 P: 7	R: 0 E: 1 K: 1 S: 5	H: 0 LOB: 1 BB: 1 P: 9	R: 0 E: 0 K: 0 S: 2	H: 0 LOB: 0 BB: 1 P: 6	R: 0 E: 0 K: 0 S: 2	H: 0 LOB: 0 BB: 1 P: 6	R: 0 E: 0 K: 0 S: 3	H: 1 LOB: 1 BB: 1 P: 7	R: 1 E: 0 K: 0 S: 4	H: 1 LOB: 2 BB: 2 P: 12	R: 1 E: 0 K: 0 S: 4	H: 1 LOB: 2 BB: 2 P: 12	R: 2 E: 0 K: 1 S: 8	H: 3 LOB: 2 BB: 1 P: 12	1B: 10 2B: 2 3B: 0 HR: 0	SF: 1 SAC: 1 DP: 3 HBP: 0		WP: 2 PB: 0 SB: 0 CS: 1
PITCHER	IP WLS BF H R ER SO BB IBB HBP BLK WP HR S P ERA WHIP																			
Rick Reuschel R (1,1) ERA: 2.91	4.0 L 17 4 3 3 1 3 0 0 0 0 0 16 28 6.75 1.750																			
Dave Tomlin L (5,1) ERA:	1.0 4 1 0 0 0 1 0 0 0 0 1 0 3 7 0.00 2.000																			
Larry McWilliams L (6,1) ERA: 4.75	2.0 12 2 2 2 0 1 3 0 0 0 1 0 8 24 9.00 1.500																			
Cecilio Guante R (8,1) ERA: 2.33	1.0 7 3 2 2 1 1 0 0 0 0 0 0 8 12 18.00 4.000																			

Batter	1	2	3	4	5	6	7	8	9	AB	R	H	RBI	BB	SO	LOB	TOP										
Joe Orsulak L (1.7) OBP: 0.333, SLG: 0.357	F6		F5						G3	5	1	2	1	0	0	0	Pittsburgh Pirates @ Montreal Expos Olympic Stadium, Montreal, QB Sat Aug 10 1985, 7:05 PM EDT Att: 19,982 - Unknown										
Marvell Wynne L (1.8) OBP: 0.259, SLG: 0.267	L6								K	5	1	2	0	0	1	0											
Johnny Ray S (1.4) OBP: 0.291, SLG: 0.364	4-3									4	0	1	1	0	0	2											
Jason Thompson L (1.3) OBP: 0.376, SLG: 0.398										3	1	2	1	1	1	2											
Mike Brown R (1.9) OBP: 0.303, SLG: 0.415										4	1	1	0	0	0	5											
Tony Peña R (1.2) OBP: 0.289, SLG: 0.356										4	0	2	0	0	0	2											
Jim Morrison R (1.5) OBP: 0.269, SLG: 0.311										4	0	1	2	0	1	3											
Sam Khalifa R (1.6) OBP: 0.287, SLG: 0.307										4	0	0	0	0	0	2											
Rick Rhoden R (1.1) OBP: 0.184, SLG: 0.208										2	0	0	0	0	1	2											
Pat Clements R (6.1)										0	0	0	0	0	0	0											
Lee Mazzilli S (7, PH) OBP: 0.413, SLG: 0.371										1	1	1	0	0	0	0											
Rod Scurry L (7.1)										0	0	0	0	0	0	0											
Steve Kemp L (9, PH) OBP: 0.307, SLG: 0.339										1	0	0	0	0	0	0											
Inning Stats	R: 0 E: 0 K: 0 S: 3	H: 0 LOB: 0 BB: 0 P: 3	R: 2 E: 0 K: 0 S: 6	H: 4 LOB: 1 BB: 0 P: 6	R: 2 E: 0 K: 0 S: 7	H: 4 LOB: 2 BB: 0 P: 7	R: 0 E: 0 K: 1 S: 5	H: 0 LOB: 0 BB: 0 P: 5	R: 0 E: 0 K: 0 S: 3	H: 1 LOB: 1 BB: 1 P: 3	R: 1 E: 0 K: 1 S: 8	H: 3 LOB: 2 BB: 0 P: 8	R: 0 E: 0 K: 1 S: 5	H: 0 LOB: 0 BB: 0 P: 5	R: 0 E: 0 K: 1 S: 5	H: 0 LOB: 0 BB: 0 P: 5	1B: 10 2B: 4 3B: 0 HR: 0	SF: 0 SAC: 0 DP: 2 HBP: 0	WP: 0 PB: 0 SB: 2 CS: 0	PA: 38							
PITCHER	IP	WLS	BF	H	R	ER	SO	BB	IBB	HBP	BLK	WP	HR	S	P	ERA	WHIP										
Bill Gullickson R (1.1) ERA: 3.53	2.0		13	8	4	4	0	0	0	0	0	0	0	13	13	18.00	4.000										
Randy St. Claire R (3.1) ERA: 2.27	4.0	W	13	1	0	0	1	1	0	0	0	0	0	14	18	0.00	0.500										
Tim Burke R (7.1) ERA: 1.59	0.0		3	3	1	1	0	0	0	0	0	0	0	3	3	∞	∞										
Bert Roberge R (7.1) ERA: 2.47	3.0	S	9	0	0	0	3	0	0	0	0	0	0	15	15	0.00	0.000										

Batter	1	2	3	4	5	6	7	8	9	AB	R	H	RBI	BB	SO	LOB	BOTTOM										
Tim Raines S (1.7) OBP: 0.371, SLG: 0.413	L1	K				F7				5	0	2	0	0	1	3	Pittsburgh Pirates @ Montreal Expos Olympic Stadium, Montreal, QB Sat Aug 10 1985, 7:05 PM EDT Att: 19,982 - Unknown										
U L Washington S (1.4) OBP: 0.341, SLG: 0.412	K		6-3	L6		F8		F9		5	0	0	0	0	1	4											
Andre Dawson R (1.9) OBP: 0.309, SLG: 0.433	F7									4	2	3	3	0	0	0											
Hubie Brooks R (1.6) OBP: 0.308, SLG: 0.398										3	1	1	0	1	0	0											
Terry Francona L (1.3) OBP: 0.323, SLG: 0.356										4	1	1	0	0	1	3											
Tim Wallach R (1.5) OBP: 0.319, SLG: 0.432										3	1	0	0	0	1	3											
Herm Winningham L (1.8) OBP: 0.331, SLG: 0.376										3	1	1	1	1	1	0											
Mike Fitzgerald R (1.2) OBP: 0.300, SLG: 0.285										4	0	1	2	0	2	0											
Bill Gullickson R (1.1) OBP: 0.150, SLG: 0.175										1	0	0	0	0	1	2											
Randy St. Claire R (3.1) OBP: 0.500, SLG: 0.250										0	0	0	0	1	0	0											
Scott Thompson L (6, PH) OBP: 0.231, SLG: 0.270										1	1	1	0	0	0	0											
Tim Burke R (7.1) OBP: 0.200, SLG: 0.200										0	0	0	0	0	0	0											
Bert Roberge R (7.1)										1	0	0	0	0	1	0											
Inning Stats	R: 0 E: 0 K: 1 S: 5	H: 0 LOB: 0 BB: 0 P: 5	R: 2 E: 0 K: 2 S: 9	H: 2 LOB: 2 BB: 1 P: 14	R: 0 E: 0 K: 2 S: 8	H: 1 LOB: 2 BB: 1 P: 12	R: 0 E: 0 K: 1 S: 6	H: 1 LOB: 2 BB: 1 P: 10	R: 3 E: 0 K: 0 S: 6	H: 3 LOB: 0 BB: 0 P: 6	R: 2 E: 0 K: 0 S: 5	H: 2 LOB: 0 BB: 0 P: 5	R: 0 E: 0 K: 1 S: 5	H: 0 LOB: 0 BB: 0 P: 5	R: 0 E: 0 K: 2 S: 8	H: 1 LOB: 1 BB: 0 P: 8	1B: 5 2B: 1 3B: 2 HR: 2	SF: 0 SAC: 0 DP: 0 HBP: 1	WP: 1 PB: 0 SB: 1 CS: 0	PA: 38							
PITCHER	IP	WLS	BF	H	R	ER	SO	BB	IBB	HBP	BLK	WP	HR	S	P	ERA	WHIP										
Rick Rhoden R (1.1) ERA: 4.53	5.0	L	27	8	6	6	0	3	0	1	0	0	1	35	48	10.80	2.200										
Pat Clements L (6.1) ERA: 3.12	1.0		4	1	1	1	0	0	0	0	0	0	1	4	4	9.00	1.000										
Rod Scurry L (7.1) ERA: 3.69	2.0		7	1	0	0	3	0	0	0	0	0	0	13	13	0.00	0.500										



Batter	1	2	3	4	5	6	7	8	9	AB	R	H	RBI	BB	SO	LOB	TOP										
Joe Orsulak, L (1.7)	6-3		1-3		F7		G3			4	0	0	0	0	0	0	Pittsburgh Pirates @ Montreal Expos Olympic Stadium, Montreal, QB Sun Aug 11 1985, 3:33 AM EDT Att: 21,741 - Unknown										
Marvell Wynne, L (1.8)	G4-6-3 BB		F9		HR		F4			3	1	1	1	1	0	0											
Johnny Ray, S (1.4)	G4-6-3 1-2			1B	3-1			5-3		4	1	1	0	0	0	1											
Jason Thompson, L (1.3)		2B		1B				5-3 1B		2	2	2	0	2	0	0											
Mike Brown, R (1.9)	4-3 1-H			L6			F8	5-3		4	0	1	1	0	0	4											
Tony Peña, R (1.2)	4-3			1B			F9	F8		4	1	1	1	0	0	2											
Jim Morrison, R (1.5)	5-3			1B			F7			4	0	1	1	0	0	1											
Sam Khalifa, R (1.6)	K			SF9			F8			3	0	0	1	0	2	1											
Lee Tunnell, R (1.1)				F9			F8			3	0	0	0	0	0	1											
Cecilio Guante, R (7.1)				F3						1	0	0	0	0	1	0											
Inning Stats	R: 0 E: 0 K: 0 S: 2	H: 0 LOB: 0 BB: 1 P: 6	R: 1 E: 0 K: 1 S: 6	H: 1 LOB: 1 BB: 1 P: 10	R: 0 E: 0 K: 0 S: 3	H: 0 LOB: 0 BB: 0 P: 3	R: 3 E: 0 K: 0 S: 7	H: 4 LOB: 1 BB: 0 P: 7	R: 1 E: 0 K: 0 S: 4	H: 1 LOB: 1 BB: 1 P: 8	R: 0 E: 0 K: 0 S: 3	H: 0 LOB: 0 BB: 0 P: 3	R: 0 E: 0 K: 0 S: 3	H: 0 LOB: 0 BB: 0 P: 3	R: 0 E: 0 K: 0 S: 4	H: 1 LOB: 1 BB: 0 P: 4	R: 0 E: 0 K: 2 S: 7	H: 0 LOB: 0 BB: 0 P: 7	1B: 5 2B: 1 3B: 0 HR: 1	SF: 1 SAC: 0 DP: 1 HBP: 0	WP: 0 PB: 0 SB: 0 CS: 0	PA: 36					
PITCHER	IP	WLS	BF	H	R	ER	SO	BB	IBB	HBP	BLK	WP	HR	S	P	ERA	WHIP										
Bill Laskey, R (1.1)	6.0		26	6	5	5	1	3	0	0	0	0	1	25	37	7.50	1.500										
Gary Lucas, L (7.1)	1.2		6	1	0	0	0	0	0	0	0	0	0	6	6	0.00	0.600										
Tim Burke, R (8.1)	1.1	W	4	0	0	0	2	0	0	0	0	0	0	8	8	0.00	0.000										

Batter	1	2	3	4	5	6	7	8	9	AB	R	H	RBI	BB	SO	LOB	BOTTOM										
Tim Raines, S (1.7)	3B	FC6-4		K					F9	4	1	1	0	1	1	3	Pittsburgh Pirates @ Montreal Expos Olympic Stadium, Montreal, QB Sun Aug 11 1985, 3:33 AM EDT Att: 21,741 - Unknown										
Vance Law, R (1.4)	K	6-3							HR	3	1	1	0	2	1	2											
Andre Dawson, R (1.9)	FC			F7	F8					5	2	1	3	0	1	5											
Hubie Brooks, R (1.6)	E									4	1	2	2	0	0	2											
Terry Francona, L (1.3)	E9			FC3-6						4	0	1	1	0	1	3											
Tim Burke, R (8.1)	G3			1B						0	0	0	0	0	0	0											
Tim Wallach, R (1.5)	G3									4	0	1	0	0	0	1											
Herm Winningham, L (1.8)	L1			5-3						4	0	0	0	0	0	3											
Steve Nicosia, R (1.2)										3	0	1	0	1	1	0											
Bill Laskey, R (1.1)		FC1-6		SH1-4						1	0	0	0	0	0	1											
Razor Shines, S (6, PH)		FC1-6		SH1-4						1	0	0	0	0	0	0											
Gary Lucas, L (7.1)		FC6-4								0	0	0	0	0	0	0											
Scot Thompson, L (8.3)										1	1	1	0	0	0	0											
Inning Stats	R: 3 E: 1 K: 1 S: 9	H: 3 LOB: 1 BB: 0 P: 9	R: 0 E: 0 K: 0 S: 3	H: 0 LOB: 1 BB: 1 P: 7	R: 0 E: 0 K: 0 S: 5	H: 2 LOB: 2 BB: 0 P: 5	R: 0 E: 0 K: 1 S: 6	H: 1 LOB: 2 BB: 1 P: 10	R: 0 E: 0 K: 0 S: 3	H: 0 LOB: 0 BB: 0 P: 3	R: 0 E: 0 K: 1 S: 5	H: 0 LOB: 0 BB: 0 P: 5	R: 0 E: 0 K: 2 S: 7	H: 0 LOB: 2 BB: 2 P: 15	R: 0 E: 0 K: 0 S: 3	H: 0 LOB: 0 BB: 0 P: 3	R: 3 E: 0 K: 0 S: 4	H: 3 LOB: 0 BB: 0 P: 4	1B: 6 2B: 1 3B: 1 HR: 1	SF: 0 SAC: 1 DP: 0 HBP: 0	WP: 0 PB: 0 SB: 2 CS: 0	PA: 39					
PITCHER	IP	WLS	BF	H	R	ER	SO	BB	IBB	HBP	BLK	WP	HR	S	P	ERA	WHIP										
Lee Tunnell, R (1.1)	6.0		28	6	3	3	3	3	0	0	0	0	1	31	43	4.50	1.500										
Cecilio Guante, R (7.1)	2.1	L	11	3	3	3	2	1	0	0	0	0	1	14	18	11.57	1.714										



Batter	1	2	3	4	5	6	7	8	9	AB	R	H	RBI	BB	SO	LOB	TOP		
Tim Raines, S OBP: 0.374, SLG: 0.418 (1, 7)										4	1	0	0	1	1	3			
Vance Law, R OBP: 0.366, SLG: 0.401 (1, 4)										3	1	1	0	2	0	0			
Andre Dawson, R OBP: 0.307, SLG: 0.440 (1, 9)										5	1	1	2	0	0	2			
Hubie Brooks, R OBP: 0.312, SLG: 0.420 (1, 6)										5	1	2	1	0	0	1			
Terry Francona, L OBP: 0.323, SLG: 0.367 (1, 3)										4	0	1	0	0	0	1			
Tim Lincecum, R OBP: 0.323, SLG: 0.447 (1, 5)										3	0	2	0	1	0	1			
Herm Winningham, L OBP: 0.327, SLG: 0.370 (1, 8)										4	0	2	0	0	0	3			
Sal Butera, R OBP: 0.262, SLG: 0.214 (1, 2)										4	0	1	0	0	0	3			
Joe Hesketh, R OBP: 0.133, SLG: 0.093 (1, 1)										2	0	0	0	0	1	2			
Jim Wohlford, R OBP: 0.284, SLG: 0.268 (8, PH)										1	0	1	0	0	0	0			
Jeff Reardon, R OBP: 0.167, SLG: 0.167 (8, 1)										0	0	0	0	0	0	0			
Inning Stats	R: 2 E: 1 K: 1 S: 9	H: 3 LOB: 2 BB: 0 P: 9	R: 2 E: 0 K: 1 S: 6	H: 1 LOB: 1 BB: 2 P: 14	R: 0 E: 0 K: 0 S: 4	H: 1 LOB: 2 BB: 1 P: 8	R: 0 E: 0 K: 0 S: 3	H: 0 LOB: 0 BB: 0 P: 3	R: 0 E: 0 K: 0 S: 4	H: 1 LOB: 1 BB: 0 P: 4	R: 0 E: 0 K: 0 S: 3	H: 1 LOB: 1 BB: 1 P: 7	R: 0 E: 0 K: 0 S: 5	H: 3 LOB: 2 BB: 0 P: 5	R: 0 E: 0 K: 0 S: 3	H: 0 LOB: 0 BB: 0 P: 3	1B: 8 2B: 1 3B: 2 HR: 0	SF: 0 SAC: 1 DP: 1 HBP: 0	WP: 0 PA: 41 PB: 1 SB: 3 CS: 2
PITCHER	IP WLS BF H R ER SO BB IBB HBP BLK WP HR S P ERA WHIP	IP WLS BF H R ER SO BB IBB HBP BLK WP HR S P ERA WHIP	IP WLS BF H R ER SO BB IBB HBP BLK WP HR S P ERA WHIP	IP WLS BF H R ER SO BB IBB HBP BLK WP HR S P ERA WHIP	IP WLS BF H R ER SO BB IBB HBP BLK WP HR S P ERA WHIP	IP WLS BF H R ER SO BB IBB HBP BLK WP HR S P ERA WHIP	IP WLS BF H R ER SO BB IBB HBP BLK WP HR S P ERA WHIP	IP WLS BF H R ER SO BB IBB HBP BLK WP HR S P ERA WHIP	IP WLS BF H R ER SO BB IBB HBP BLK WP HR S P ERA WHIP	IP WLS BF H R ER SO BB IBB HBP BLK WP HR S P ERA WHIP	IP WLS BF H R ER SO BB IBB HBP BLK WP HR S P ERA WHIP	IP WLS BF H R ER SO BB IBB HBP BLK WP HR S P ERA WHIP	IP WLS BF H R ER SO BB IBB HBP BLK WP HR S P ERA WHIP	IP WLS BF H R ER SO BB IBB HBP BLK WP HR S P ERA WHIP	IP WLS BF H R ER SO BB IBB HBP BLK WP HR S P ERA WHIP	IP WLS BF H R ER SO BB IBB HBP BLK WP HR S P ERA WHIP	IP WLS BF H R ER SO BB IBB HBP BLK WP HR S P ERA WHIP	IP WLS BF H R ER SO BB IBB HBP BLK WP HR S P ERA WHIP	IP WLS BF H R ER SO BB IBB HBP BLK WP HR S P ERA WHIP
Scott Sanderson, R ERA: 3.12 (1, 1)	1.2 L 10 3 3 2 2 1 0 0 0 0 0 0 13 17 10.80 2.400	3.1 14 3 1 1 0 2 0 0 0 0 0 0 12 20 2.70 1.500	3.0 13 5 0 0 0 1 0 0 0 0 0 0 12 16 0.00 2.000	1.0 3 0 0 0 0 0 0 0 0 0 0 0 3 3 0.00 0.000															
George Frazier, R ERA: 4.59 (2, 1)																			
Ron Meridith, L ERA: 3.38 (6, 1)																			
Dave Gumpert, R ERA: 1.8 (9, 1)																			

Montreal Expos @ Chicago Cubs
Wrigley Field, Chicago, IL
Tue Aug 13 1985, 3:33 AM CDT
Att: 28,582 - Unknown

AB	35
R	4
H	11
RBI	3
BB	4
SO	2
LOB	16



Batter	1	2	3	4	5	6	7	8	9	AB	R	H	RBI	BB	SO	LOB	BOTTOM		
Bob Dernier, R OBP: 0.304, SLG: 0.303 (1, 8)										4	0	1	0	0	0	0			
Gary Matthews, R OBP: 0.374, SLG: 0.406 (1, 7)										3	0	0	0	1	0	0			
Dave Gumpert, R OBP: 0.347, SLG: 0.472 (9, 1)										0	0	0	0	0	0	0			
23 Ryne Sandberg, R OBP: 0.347, SLG: 0.472 (1, 4)										4	1	1	0	0	1	2			
Keith Moreland, R OBP: 0.357, SLG: 0.413 (1, 9)										4	0	1	1	0	0	1			
Ron Cey, R OBP: 0.315, SLG: 0.374 (1, 5)										4	0	2	0	0	0	1			
Jody Davis, R OBP: 0.292, SLG: 0.402 (1, 2)										4	0	1	0	0	0	1			
Leon Durham, L OBP: 0.352, SLG: 0.437 (1, 3)										4	0	1	0	0	1	2			
Shawon Dunston, R OBP: 0.256, SLG: 0.307 (1, 6)										3	0	0	0	0	0	1			
Scott Sanderson, R OBP: 0.121, SLG: 0.065 (1, 1)										0	0	0	0	0	0	0			
George Frazier, R OBP: 0.211, SLG: 0.234 (2, 1)										1	0	0	0	0	0	0			
Gary Woods, R OBP: 0.211, SLG: 0.234 (5, PH)										0	0	0	0	0	0	0			
Ron Meridith, L OBP: 0.167, SLG: 0.167 (8, 1)										0	0	0	0	0	0	0			
Thad Bosley, L OBP: 0.358, SLG: 0.500 (8, PH)										1	0	0	0	0	0	0			
Inning Stats	R: 0 E: 0 K: 0 S: 3	H: 1 LOB: 1 BB: 0 P: 7	R: 0 E: 0 K: 0 S: 4	H: 1 LOB: 0 BB: 0 P: 4	R: 0 E: 0 K: 0 S: 3	H: 0 LOB: 0 BB: 0 P: 3	R: 0 E: 0 K: 1 S: 6	H: 2 LOB: 2 BB: 0 P: 6	R: 0 E: 0 K: 0 S: 3	H: 0 LOB: 0 BB: 0 P: 3	R: 1 E: 0 K: 0 S: 5	H: 2 LOB: 1 BB: 0 P: 5	R: 0 E: 0 K: 0 S: 3	H: 0 LOB: 0 BB: 0 P: 3	R: 0 E: 1 K: 1 S: 7	H: 1 LOB: 2 BB: 0 P: 7	1B: 4 2B: 3 3B: 0 HR: 0	SF: 0 SAC: 0 DP: 0 HBP: 0	WP: 0 PA: 34 PB: 0 SB: 0 CS: 0
PITCHER	IP WLS BF H R ER SO BB IBB HBP BLK WP HR S P ERA WHIP	IP WLS BF H R ER SO BB IBB HBP BLK WP HR S P ERA WHIP	IP WLS BF H R ER SO BB IBB HBP BLK WP HR S P ERA WHIP	IP WLS BF H R ER SO BB IBB HBP BLK WP HR S P ERA WHIP	IP WLS BF H R ER SO BB IBB HBP BLK WP HR S P ERA WHIP	IP WLS BF H R ER SO BB IBB HBP BLK WP HR S P ERA WHIP	IP WLS BF H R ER SO BB IBB HBP BLK WP HR S P ERA WHIP	IP WLS BF H R ER SO BB IBB HBP BLK WP HR S P ERA WHIP	IP WLS BF H R ER SO BB IBB HBP BLK WP HR S P ERA WHIP	IP WLS BF H R ER SO BB IBB HBP BLK WP HR S P ERA WHIP	IP WLS BF H R ER SO BB IBB HBP BLK WP HR S P ERA WHIP	IP WLS BF H R ER SO BB IBB HBP BLK WP HR S P ERA WHIP	IP WLS BF H R ER SO BB IBB HBP BLK WP HR S P ERA WHIP	IP WLS BF H R ER SO BB IBB HBP BLK WP HR S P ERA WHIP	IP WLS BF H R ER SO BB IBB HBP BLK WP HR S P ERA WHIP	IP WLS BF H R ER SO BB IBB HBP BLK WP HR S P ERA WHIP	IP WLS BF H R ER SO BB IBB HBP BLK WP HR S P ERA WHIP	IP WLS BF H R ER SO BB IBB HBP BLK WP HR S P ERA WHIP	IP WLS BF H R ER SO BB IBB HBP BLK WP HR S P ERA WHIP
Joe Hesketh, L ERA: 2.44 (1, 1)	7.0 W 26 6 1 1 1 1 0 0 0 0 0 0 27 31 1.29 1.000	2.0 S 8 1 0 0 1 0 0 0 0 0 0 0 10 10 0.00 0.500																	
Jeff Reardon, R ERA: 2.43 (8, 1)																			

Montreal Expos @ Chicago Cubs
Wrigley Field, Chicago, IL
Tue Aug 13 1985, 3:33 AM CDT
Att: 28,582 - Unknown

AB	33
R	1
H	7
RBI	1
BB	1
SO	2
LOB	8



Batter	1	2	3	4	5	6	7	8	9	AB	R	H	RBI	BB	SO	LOB	TOP				
Tim Raines, S OBP: 0.377, SLG: 0.427 (1, 7)	F6			G5-4-3					S	5	1	3	2	0	0	1					
U L Washington, S OBP: 0.331, SLG: 0.389 (1, 4)	F7	K			6-3		4-3		F8	5	0	0	0	0	1	4					
Andre Dawson, R OBP: 0.317, SLG: 0.450 (1, 9)	F7			FC1-4		F4		1B	CS	5	1	3	1	0	0	0					
Hubie Brooks, R OBP: 0.315, SLG: 0.421 (1, 6)		G3	FC1-4	HR	5-3			1B	CS	4	1	1	0	0	0	1					
Tim Wallach, R OBP: 0.320, SLG: 0.442 Terry Francona, L OBP: 0.322, SLG: 0.364 (1, 5) (3, 3)	1B	1B	K			3-1		E3		2	1	1	0	0	1	1					
Vance Law, R OBP: 0.365, SLG: 0.407 (1, 3) (3, 5)	BB	1B	HR			F8		K		4	2	2	2	0	1	2					
Mitch Webster, S OBP: 0.280, SLG: 0.465 Herm Winningham, L OBP: 0.324, SLG: 0.366 (1, 8) (7, 8)	BB	1B	K			F4		K		3	1	1	1	0	1	0					
Steve Nicosia, R OBP: 0.253, SLG: 0.206 (1, 2)	2B	BB	K			F7		F8		3	0	0	0	1	1	2					
Bill Gullickson, R OBP: 0.163, SLG: 0.186 Bert Roberge, R OBP: 0.156, SLG: 0.129 Randy St. Claire, R OBP: 0.500, SLG: 0.250 (1, 1) (7, 1) (9, PH) (9, 1)	F4			G5-4-3		5-3		F7		3	0	1	0	0	0	3					
Inning Stats	R: 0 E: 0 K: 0 S: 3	H: 0 LOB: 0 BB: 0 P: 3	R: 3 E: 0 K: 1 S: 9	H: 4 LOB: 2 BB: 1 P: 13	R: 2 E: 0 K: 2 S: 9	H: 2 LOB: 0 BB: 0 P: 9	R: 0 E: 0 K: 1 S: 5	H: 1 LOB: 0 BB: 0 P: 5	R: 0 E: 0 K: 0 S: 3	H: 0 LOB: 0 BB: 0 P: 3	R: 0 E: 0 K: 0 S: 4	H: 1 LOB: 1 BB: 0 P: 4	R: 1 E: 1 K: 2 S: 10	H: 2 LOB: 2 BB: 0 P: 10	R: 1 E: 0 K: 0 S: 4	H: 2 LOB: 0 BB: 0 P: 4	1B: 7 2B: 4 3B: 0 HR: 1	SF: 0 SAC: 0 DP: 1 HBP: 0	WP: 0 PB: 0 SB: 1 CS: 1	PA: 40	
PITCHER	IP	WLS	BF	H	R	ER	SO	BB	IBB	HBP	BLK	WP	HR	S	P	ERA	WHIP				
Steve Engel, L ERA: 9.9 (1, 1)	7.0	L	29	8	5	5	4	1	0	0	0	0	1	36	40	6.43	1.286				
George Frazier, R ERA: 5.13 (8, 1)	2.0		10	4	2	2	2	0	0	0	0	0	0	14	14	9.00	2.000				

Montreal Expos @ Chicago Cubs
Wrigley Field, Chicago, IL
Thu Aug 15 1985, 3:33 AM CDT
Att: 29,553 - Unknown

AB	38
R	7
H	12
RBI	7
BB	1
SO	6
LOB	17



Batter	1	2	3	4	5	6	7	8	9	AB	R	H	RBI	BB	SO	LOB	BOTTOM				
Davey Lopes, R OBP: 0.394, SLG: 0.437 (1, 8)	5-3	FC6-4			F6		S			5	1	2	0	0	0	2					
Gary Matthews, R OBP: 0.371, SLG: 0.406 (1, 7)	F9				F8		K		F8	5	1	1	0	0	1	2					
23 Ryne Sandberg, R OBP: 0.348, SLG: 0.471 (1, 4)	S			5-3	S					4	1	3	2	0	0	0					
Keith Moreland, R OBP: 0.364, SLG: 0.427 (1, 9)				1B	F7		F8			4	0	2	1	0	0	2					
Leon Durham, L OBP: 0.350, SLG: 0.433 (1, 3)	F8				F6				F7	4	0	1	0	0	0	2					
Jody Davis, R OBP: 0.286, SLG: 0.392 (1, 2)		3-1			F7		F8		5-3	4	0	0	0	0	0	2					
Chris Speier, R OBP: 0.294, SLG: 0.344 (1, 5)		5-3			5-3		5-3		K	4	0	0	0	0	1	0					
Shawon Dunston, R OBP: 0.261, SLG: 0.321 Thad Bosley, L OBP: 0.355, SLG: 0.495 (1, 6) (9, PH)					F9		F7		S4-3	3	0	1	0	0	0	0					
Steve Engel, R OBP: 0.301, SLG: 0.300 George Frazier, R OBP: 0.304, SLG: 0.326 (1, 1) (7, PH) (8, 1) (9, PH)					5-3		F7		G4-3	1	0	0	0	1	0	0					
Inning Stats	R: 1 E: 0 K: 0 S: 5	H: 2 LOB: 1 BB: 0 P: 5	R: 0 E: 0 K: 0 S: 4	H: 1 LOB: 2 BB: 1 P: 8	R: 0 E: 0 K: 0 S: 5	H: 2 LOB: 0 BB: 0 P: 5	R: 0 E: 0 K: 0 S: 3	H: 0 LOB: 0 BB: 0 P: 3	R: 1 E: 0 K: 1 S: 7	H: 2 LOB: 1 BB: 0 P: 7	R: 0 E: 0 K: 1 S: 5	H: 0 LOB: 0 BB: 0 P: 5	R: 0 E: 0 K: 0 S: 4	H: 2 LOB: 1 BB: 0 P: 4	1B: 8 2B: 3 3B: 0 HR: 0	SF: 0 SAC: 0 DP: 1 HBP: 0	WP: 0 PB: 0 SB: 3 CS: 0	PA: 38			
PITCHER	IP	WLS	BF	H	R	ER	SO	BB	IBB	HBP	BLK	WP	HR	S	P	ERA	WHIP				
Bill Gullickson, R ERA: 3.95 (1, 1)	6.2	W	30	9	3	3	1	1	0	0	0	0	0	31	35	4.05	1.500				
Bert Roberge, R ERA: 2.4 (7, 1)	1.1		4	0	0	0	1	0	0	0	0	0	0	6	6	0.00	0.000				
Randy St. Claire, R ERA: 2.76 (9, 1)	1.0		4	2	0	0	0	0	0	0	0	0	0	4	4	0.00	2.000				


Montreal Expos @ Chicago Cubs
Wrigley Field, Chicago, IL
Thu Aug 15 1985, 3:33 AM CDT
Att: 29,553 - Unknown

AB	37
R	3
H	11
RBI	3
BB	1
SO	2
LOB	11




Batter	1	2	3	4	5	6	7	8	9	AB	R	H	RBI	BB	SO	LOB	TOP
Tim Raines, S OBP: 0.374, SLG: 0.423 (1, 7)	F9		F7			F7		L6		4	0	0	0	0	0	1	Montreal Expos @ St. Louis Cardinals Busch Stadium, St. Louis, MO Fri Aug 16 1985, 7:05 PM CDT Att: 40,873 - Unknown
Vance Law, R OBP: 0.362, SLG: 0.403 (1, 4)	F9			F8		5-3		F8		4	0	0	0	0	0	0	
Andre Dawson, R OBP: 0.317, SLG: 0.448 (1, 9)	1B		5-3			5-3		K		4	0	1	0	0	1	0	
Hubie Brooks, R OBP: 0.312, SLG: 0.417 (1, 6)	F3		1-3			6-3		F7		4	0	0	0	0	0	1	
Terry Francona, L OBP: 0.322, SLG: 0.364 (1, 3)		3-1				FC6-4 1B		F5		3	0	1	0	0	0	0	
Tim Lincecum, R OBP: 0.318, SLG: 0.438 (1, 5)	F7			FC6-4 1-2		FC6-4 1-2		K		3	0	0	0	0	1	1	
Herm Winningham, L OBP: 0.324, SLG: 0.370 (1, 8)	F5			F9		F9		1B 2B		3	1	1	0	0	0	1	
Steve Nicosia, R OBP: 0.244, SLG: 0.197 (1, 2)			F9			FC6-4 1-2		F9		3	0	0	0	0	0	2	
Bill Laskey, R ERA: 2.32, SLG: 0.125 (4, 1)			G3							1	0	0	0	0	0	0	
Gary Lucas, L ERA: 2.89 (4, 1)						6-3				0	0	0	0	0	0	0	
Mitch Webster, S ERA: 2.64 (6, 1)										0	0	0	0	0	0	0	
Randy St. Claire, R ERA: 2.64 (6, 1)										0	0	0	0	0	0	0	
Scott Thompson, L ERA: 2.64 (6, 1)										0	0	0	0	0	0	0	
Tim Burke, R ERA: 1.58 (8, 1)										0	0	0	0	0	0	0	
Inning Stats	R: 0 E: 0 K: 0 S: 4	H: 1 LOB: 1 BB: 0 P: 4	R: 0 E: 0 K: 0 S: 3	H: 0 LOB: 0 BB: 0 P: 3	R: 0 E: 0 K: 0 S: 3	H: 0 LOB: 0 BB: 0 P: 3	R: 0 E: 0 K: 0 S: 3	H: 0 LOB: 0 BB: 0 P: 3	R: 1 E: 0 K: 1 S: 7	H: 2 LOB: 1 BB: 0 P: 7	R: 0 E: 0 K: 1 S: 5	H: 0 LOB: 0 BB: 0 P: 5	1B: 3 2B: 1 3B: 0 HR: 0	SF: 0 SAC: 0 DP: 0 HBP: 0	WP: 0 PB: 0 SB: 0 CS: 0	PA: 31	
PITCHER Bob Forsch, R ERA: 4.0 (1, 1)	IP: 9.0 WLS: W BF: 31 H: 4 R: 1 ER: 1 SO: 2 BB: 0 IBB: 0 HBP: 0 BLK: 0 WP: 0 HR: 0 S: 35 P: 35 ERA: 1.00 WHIP: 0.444																

AB	31
R	1
H	4
RBI	1
BB	0
SO	2
LOB	6



Batter	1	2	3	4	5	6	7	8	9	AB	R	H	RBI	BB	SO	LOB	BOTTOM			
Vince Coleman, S OBP: 0.320, SLG: 0.347 (1, 7)	6-3	FC6-4 1-2		K			4-3			4	0	0	0	0	1	2	Montreal Expos @ St. Louis Cardinals Busch Stadium, St. Louis, MO Fri Aug 16 1985, 7:05 PM CDT Att: 40,873 - Unknown			
Andy Van Slyke, L OBP: 0.336, SLG: 0.446 (1, 8)	F9		1-3		5-3 1B 2B		F8			4	1	1	0	0	0	0				
Tom Herr, S OBP: 0.400, SLG: 0.428 (1, 4)	4-3		G6-4-3 BB		5-3 2-3			1B		3	0	1	0	1	0	1				
Jack Clark, R OBP: 0.394, SLG: 0.518 (1, 3)		G6-4-3 HR	G6-4-3 1-2		1B IBB		F6			3	1	1	1	1	0	2				
Darrell Porter, L OBP: 0.303, SLG: 0.416 (1, 2)	F8			3-1				G4-1		4	0	1	1	0	0	0				
Terry Pendleton, S OBP: 0.295, SLG: 0.282 (1, 5)		2B BB			9-3 1-2			1B BB		1	2	0	0	3	0	2				
Tito Landrum, R OBP: 0.355, SLG: 0.450 (1, 9)	F8					4-3		K		4	1	1	2	0	1	2				
Ozzie Smith, S OBP: 0.337, SLG: 0.353 (1, 6)		1B 2B			SH1-4 1B		G3			4	1	3	1	0	0	0				
Bob Forsch, R OBP: 0.280, SLG: 0.440 (1, 1)		FC6-4 2H 1B		SH1-4			K			3	0	1	1	0	2	2				
Inning Stats	R: 0 E: 0 K: 0 S: 3	H: 0 LOB: 0 BB: 0 P: 3	R: 3 E: 0 K: 0 S: 6	H: 3 LOB: 1 BB: 1 P: 10	R: 0 E: 0 K: 0 S: 2	H: 0 LOB: 0 BB: 1 P: 6	R: 2 E: 0 K: 1 S: 7	H: 2 LOB: 1 BB: 1 P: 11	R: 1 E: 0 K: 0 S: 4	H: 2 LOB: 1 BB: 1 P: 8	R: 0 E: 0 K: 1 S: 5	H: 0 LOB: 0 BB: 0 P: 5	R: 0 E: 0 K: 0 S: 4	H: 1 LOB: 1 BB: 0 P: 4	R: 0 E: 0 K: 2 S: 8	H: 1 LOB: 2 BB: 1 P: 12	1B: 5 2B: 3 3B: 0 HR: 2	SF: 0 SAC: 1 DP: 2 HBP: 0	WP: 0 PB: 0 SB: 0 CS: 0	PA: 36
PITCHER Bill Laskey, R ERA: 3.98 (1, 1)	IP: 3.1 WLS: L BF: 17 H: 5 R: 5 ER: 5 SO: 0 BB: 3 IBB: 0 HBP: 0 BLK: 0 WP: 0 HR: 2 S: 14 P: 26 ERA: 13.50 WHIP: 2.400																			
Gary Lucas, L ERA: 2.89 (4, 1)	IP: 1.2 WLS: 7 BF: 2 H: 1 R: 1 ER: 1 SO: 1 BB: 0 IBB: 0 HBP: 0 BLK: 0 WP: 0 HR: 0 S: 8 P: 12 ERA: 5.40 WHIP: 1.200																			
Randy St. Claire, R ERA: 2.64 (6, 1)	IP: 2.0 WLS: 7 BF: 1 H: 0 R: 0 ER: 0 SO: 1 BB: 0 IBB: 0 HBP: 0 BLK: 0 WP: 0 HR: 0 S: 9 P: 9 ERA: 0.00 WHIP: 0.500																			
Tim Burke, R ERA: 1.58 (8, 1)	IP: 1.0 WLS: 5 BF: 1 H: 0 R: 0 ER: 0 SO: 2 BB: 1 IBB: 0 HBP: 0 BLK: 0 WP: 0 HR: 0 S: 8 P: 12 ERA: 0.00 WHIP: 2.000																			

AB	30
R	6
H	9
RBI	6
BB	5
SO	4
LOB	11



Batter	1	2	3	4	5	6	7	8	9	AB	R	H	RBI	BB	SO	LOB	TOP																	
Tim Raines, S OBP: 0.376, SLG: 0.424 (1, 7)										4	2	2	0	1	0	0	Montreal Expos @ St. Louis Cardinals Busch Stadium, St. Louis, MO Sat Aug 17 1985, 7:05 PM CDT Att: 45,093 - Unknown																	
U L Washington, S OBP: 0.325, SLG: 0.382 Terry Francona, L OBP: 0.320, SLG: 0.361 (1, 4) (7, 3)										3	0	0	0	0	0	1																		
Andre Dawson, R OBP: 0.316, SLG: 0.447 (1, 9)										3	0	1	2	0	0	0																		
Hubie Brooks, R OBP: 0.309, SLG: 0.413 (1, 6)										4	0	0	0	0	2	3																		
Tim Wallach, R OBP: 0.317, SLG: 0.436 (1, 5)										4	1	1	0	0	0	2																		
Vance Law, R OBP: 0.365, SLG: 0.409 (1, 3) (7, 4)										4	2	3	0	0	0	0																		
Mitch Webster, S OBP: 0.167, SLG: 0.466 Herm Winningham, L OBP: 0.324, SLG: 0.370 (1, 8) (7, 8)										3	0	2	2	0	0	1																		
Sal Butera, R OBP: 0.284, SLG: 0.290 Mike Fitzgerald, R OBP: 0.236, SLG: 0.281 (1, 2) (9, FH) (9, 2)										3	0	1	0	0	0	2																		
Floyd Youmans, R (1, 1)										3	0	0	0	0	0	2																		
Jeff Reardon, R OBP: 0.167, SLG: 0.167 Tim Burke, R OBP: 0.167, SLG: 0.167 Jim Wohlford, R OBP: 0.291, SLG: 0.296 Gary Lucas, L OBP: 0.291, SLG: 0.296 (8, 1) (8, 1) (9, FH) (9, 1)										0	0	0	0	0	0	0																		
Inning Stats	R: 0 E: 0 K: 0 S: 3	H: 0 LOB: 0 BB: 0 P: 3	R: 2 E: 0 K: 0 S: 6	H: 3 LOB: 1 BB: 0 P: 6	R: 0 E: 0 K: 1 S: 3	H: 0 LOB: 0 BB: 0 P: 3	R: 0 E: 0 K: 1 S: 5	H: 1 LOB: 0 BB: 0 P: 3	R: 1 E: 1 K: 0 S: 5	H: 2 LOB: 1 BB: 0 P: 5	R: 0 E: 0 K: 0 S: 4	H: 2 LOB: 1 BB: 0 P: 4	R: 1 E: 1 K: 1 S: 7	H: 1 LOB: 1 BB: 0 P: 7	R: 1 E: 0 K: 0 S: 5	H: 2 LOB: 2 BB: 1 P: 9	1B: 9 2B: 1 3B: 1 HR: 0	SF: 1 SAC: 2 DP: 2 HBP: 0	WP: 0 PB: 0 SB: 1 CS: 1	PA: 38														
PITCHER	IP WLS BF H R ER SO BB IBB HBP BLK WP HR S P ERA WHIP																																	
John Tudor, L ERA: 2.13 (1, 1)	7.0		27	8	3	3	1	0	0	0	0	0	0	0	29	29	3.86	1.143																
Bill Campbell, R ERA: 4.18 (8, 1)	1.0	L	6	2	2	2	1	0	0	0	0	0	0	0	8	8	18.00	2.000																
Ken Dayley, L ERA: 2.22 (9, 1)	1.0		5	1	0	0	0	0	1	0	0	0	0	0	4	8	0.00	1.000																

AB	34
R	5
H	11
RBI	5
BB	1
SO	2
LOB	14



Batter	1	2	3	4	5	6	7	8	9	AB	R	H	RBI	BB	SO	LOB	BOTTOM																	
Vince Coleman, S OBP: 0.320, SLG: 0.346 (1, 7)										4	1	1	0	0	0	2	Montreal Expos @ St. Louis Cardinals Busch Stadium, St. Louis, MO Sat Aug 17 1985, 7:05 PM CDT Att: 45,093 - Unknown																	
Andy Van Slyke, L OBP: 0.334, SLG: 0.442 (1, 8)										5	1	1	0	0	1	5																		
Tom Herr, S OBP: 0.398, SLG: 0.423 (1, 4)										4	0	0	0	1	0	6																		
Jack Clark, R OBP: 0.395, SLG: 0.516 (1, 3) (9, 9)										3	1	1	1	1	1	1																		
Darrell Porter, L OBP: 0.302, SLG: 0.411 (1, 2)										4	0	1	1	0	0	1																		
Terry Pendleton, S OBP: 0.297, SLG: 0.283 (1, 5)										3	0	1	0	1	1	0																		
Tito Landrum, R OBP: 0.162, SLG: 0.295 Mike Jorgensen, L OBP: 0.400, SLG: 0.316 (1, 9) (8, FH) (9, 3)										3	1	1	0	0	1	1																		
Ozzie Smith, S OBP: 0.336, SLG: 0.350 (1, 6)										3	0	0	0	1	0	5																		
John Tudor, L OBP: 0.183, SLG: 0.194 Steve Stritt, L OBP: 0.233, SLG: 0.302 Bill Campbell, R OBP: 0.325, SLG: 0.400 Ken Dayley, L OBP: 0.325, SLG: 0.295 Brian Harper, R OBP: 0.345, SLG: 0.365 Tom Lawless, R OBP: 0.236, SLG: 0.216 (1, 1) (7, PH) (8, 1) (9, 1) (9, PH) (9, PH)										1	0	0	0	1	1	1																		
Inning Stats	R: 1 E: 0 K: 1 S: 7	H: 2 LOB: 1 BB: 0 P: 7	R: 0 E: 0 K: 2 S: 8	H: 1 LOB: 1 BB: 0 P: 8	R: 0 E: 0 K: 1 S: 5	H: 0 LOB: 0 BB: 1 P: 9	R: 0 E: 0 K: 1 S: 5	H: 0 LOB: 0 BB: 0 P: 5	R: 0 E: 0 K: 0 S: 3	H: 0 LOB: 2 BB: 2 P: 11	R: 0 E: 0 K: 0 S: 3	H: 0 LOB: 0 BB: 0 P: 3	R: 1 E: 0 K: 0 S: 4	H: 1 LOB: 0 BB: 0 P: 4	R: 2 E: 0 K: 0 S: 4	H: 2 LOB: 2 BB: 3 P: 16		R: 0 E: 0 K: 0 S: 4	H: 1 LOB: 2 BB: 0 P: 4	1B: 6 2B: 1 3B: 0 HR: 0	SF: 0 SAC: 1 DP: 0 HBP: 0	WP: 1 PB: 0 SB: 4 CS: 3	PA: 39											
PITCHER	IP WLS BF H R ER SO BB IBB HBP BLK WP HR S P ERA WHIP																																	
Floyd Youmans, R ERA: 1.9 (1, 1)			28	4	2	2	5	3	0	0	0	0	0	0	35	47	2.57	1.000																
Jeff Reardon, R ERA: 2.7 (8, 1)	0.1		6	2	2	2	0	3	0	0	0	0	0	0	3	15	54.00	15.000																
Tim Burke, R ERA: 1.56 (8, 1)	0.2	W	1	0	0	0	0	0	0	0	0	0	0	1	1	0.00	0.000																	
Gary Lucas, L ERA: 2.82 (9, 1)	1.0	S	4	1	0	0	0	0	0	0	0	0	0	4	4	0.00	1.000																	

AB	32
R	4
H	7
RBI	3
BB	6
SO	5
LOB	22



Batter	1	2	3	4	5	6	7	8	9	AB	R	H	RBI	BB	SO	LOB	TOP								
Lenny Dykstra, L (1, 8) OBP: 0.340, SLG: 0.332	4-3			1B 7-2 1B		F9		4-3		4	0	1	0	0	0	1	New York Mets @ Montreal Expos Olympic Stadium, Montreal, QB Mon Aug 19 1985, 7:05 PM EDT Att: 30,009 - Unknown								
Wally Backman, S (1, 4) OBP: 0.351, SLG: 0.385	K			1B		F8		2B		4	0	2	1	0	1	0									
Keith Hernandez, L (1, 3) OBP: 0.379, SLG: 0.427	L5			7-2		K		IBB		3	0	0	0	1	1	2									
Gary Carter, R (1, 2) OBP: 0.352, SLG: 0.431		F8		3HF 7-2		F9		F9		4	0	0	0	0	0	3									
Darryl Strawberry, L (1, 9) OBP: 0.379, SLG: 0.530	6-3					4-3		K		3	0	0	0	1	1	2									
George Foster, R (1, 7) OBP: 0.320, SLG: 0.465	K					5-3				4	0	0	0	0	1	1									
Howard Johnson, S (1, 5) OBP: 0.300, SLG: 0.345			F7			2B		3-1		3	0	1	0	1	0	0									
Rafael Santana, R (1, 6) OBP: 0.281, SLG: 0.289			6-3			FC6-4 IBB		K		3	0	0	0	1	1	2									
Ron Darling, R (1, 1) OBP: 0.213, SLG: 0.267			K			FC6-4				2	0	0	0	0	1	2									
Danny Heep, L (8, PH) OBP: 0.333, SLG: 0.434						FC6-4				1	1	1	0	0	0	0									
Roger McDowell, R (8, 1) OBP: 0.214, SLG: 0.154						1-2		4-3 2B		0	0	0	0	0	0	0									
Inning Stats	R: 0 E: 0 K: 1 S: 5	H: 0 LOB: 0 BB: 0 P: 5	R: 0 E: 0 K: 1 S: 5	H: 0 LOB: 0 BB: 0 P: 5	R: 0 E: 0 K: 1 S: 5	H: 0 LOB: 0 BB: 0 P: 5	R: 0 E: 0 K: 0 S: 4	H: 2 LOB: 1 BB: 0 P: 4	R: 0 E: 0 K: 0 S: 4	H: 1 LOB: 2 BB: 1 P: 8	R: 0 E: 0 K: 1 S: 5	H: 0 LOB: 0 BB: 0 P: 5	R: 0 E: 0 K: 0 S: 3	H: 0 LOB: 2 BB: 2 P: 11	R: 1 E: 0 K: 1 S: 7	H: 2 LOB: 2 BB: 1 P: 11	R: 0 E: 1 K: 1 S: 5	H: 0 LOB: 0 BB: 0 P: 5	1B: 2 2B: 4 3B: 0 HR: 0	SF: 0 SAC: 0 DP: 1 HBP: 0	WP: 0 PB: 0 SB: 0 CS: 0	PA: 35			
PITCHER	IP	WLS	BF	H	R	ER	SO	BB	IBB	HBP	BLK	WP	HR	S	P	ERA	WHIP								
Bryn Smith, R (1, 1) ERA: 2.65	7.0		26	3	0	0	4	1	2	0	0	0	0	31	43	0.00	0.571								
Tim Burke, R (8, 1) ERA: 1.63	2.0	L	9	2	1	1	2	0	1	0	0	0	0	12	16	4.50	1.000								

Batter	1	2	3	4	5	6	7	8	9	AB	R	H	RBI	BB	SO	LOB	BOTTOM								
Tim Raines, S (1, 7) OBP: 0.380, SLG: 0.425	F7		BB	4-0 BB		F6		4-3		3	0	0	0	1	0	4	New York Mets @ Montreal Expos Olympic Stadium, Montreal, QB Mon Aug 19 1985, 7:05 PM EDT Att: 30,009 - Unknown								
Vance Law, R (1, 4) OBP: 0.364, SLG: 0.411	1B		F8			F8		L4		4	0	1	0	0	0	1									
Andre Dawson, R (1, 9) OBP: 0.314, SLG: 0.446	F4			CS BB		3B		6-3		3	0	1	0	1	0	1									
Hubie Brooks, R (1, 6) OBP: 0.308, SLG: 0.407	K			8-6-3 BB		K		F4		3	0	0	0	1	2	2									
Terry Francona, L (1, 3) OBP: 0.315, SLG: 0.360	G3			8-6-3		1-3				4	0	0	0	0	0	2									
Tim Lincecum, R (1, 5) OBP: 0.313, SLG: 0.429	K					5-3		6-3		4	0	0	0	0	1	0									
Herm Winningham, L (1, 8) OBP: 0.318, SLG: 0.362	4-3					F7		BLK 1B		4	0	1	0	0	1	0									
Mike Fitzgerald, R (1, 2) OBP: 0.298, SLG: 0.281			4-3			BB 1B		6-3		3	0	1	0	0	0	1									
Bryn Smith, R (1, 1) OBP: 0.226, SLG: 0.267						BB 1B				1	0	0	0	1	0	0									
Scot Thompson, L (7, PH) OBP: 0.260, SLG: 0.292			F8			BB				0	0	0	0	1	0	0									
Tim Burke, R (8, 1) OBP: 0.167, SLG: 0.167						1-2 BB		BB		0	0	0	0	0	0	0									
Inning Stats	R: 0 E: 0 K: 1 S: 6	H: 1 LOB: 1 BB: 0 P: 6	R: 0 E: 0 K: 1 S: 5	H: 0 LOB: 0 BB: 0 P: 5	R: 0 E: 0 K: 0 S: 3	H: 0 LOB: 1 BB: 1 P: 7	R: 0 E: 0 K: 0 S: 1	H: 0 LOB: 0 BB: 2 P: 9	R: 0 E: 0 K: 0 S: 4	H: 1 LOB: 2 BB: 1 P: 8	R: 0 E: 0 K: 0 S: 6	H: 1 LOB: 2 BB: 1 P: 6	R: 0 E: 0 K: 0 S: 4	H: 1 LOB: 2 BB: 1 P: 8	R: 0 E: 0 K: 0 S: 3	H: 0 LOB: 0 BB: 0 P: 3	R: 0 E: 0 K: 1 S: 5	H: 0 LOB: 0 BB: 0 P: 5	1B: 3 2B: 1 3B: 1 HR: 0	SF: 0 SAC: 0 DP: 1 HBP: 0	WP: 0 PB: 0 SB: 0 CS: 1	PA: 34			
PITCHER	IP	WLS	BF	H	R	ER	SO	BB	IBB	HBP	BLK	WP	HR	S	P	ERA	WHIP								
Ron Darling, R (1, 1) ERA: 2.81	7.0		28	4	0	0	3	5	0	0	1	0	0	29	49	0.00	1.286								
Roger McDowell, R (8, 1) ERA: 2.92	2.0	S	6	0	0	0	1	0	0	0	0	0	0	8	8	0.00	0.000								

Batter	1	2	3	4	5	6	7	8	9	AB	R	H	RBI	BB	SO	LOB	TOP								
Garry Templeton, S OBP: 0.340, SLG: 0.380 (1, 6)	F8			F9				K	K	5	0	1	0	0	2	2	San Diego Padres @ Montreal Expos Olympic Stadium, Montreal, QB Tue Aug 20 1985, 7:05 PM EDT Att: 24,120 - Unknown								
Tony Gwynn, L OBP: 0.348, SLG: 0.403 (1, 9)	K			G3 1B			F2			4	0	2	0	0	1										
Steve Garvey, R OBP: 0.298, SLG: 0.420 (1, 3)	F8			G3 1-2			F5			3	0	0	0	1	0	2									
Graig Nettles, L OBP: 0.370, SLG: 0.425 (1, 5)		F8		F9			K			4	0	0	0	0	1	4									
Terry Kennedy, L OBP: 0.294, SLG: 0.391 (1, 2)		K			SH5-3 2B		K			4	1	1	0	0	3	2									
Carmelo Martinez, R OBP: 0.347, SLG: 0.429 (1, 7)		K			SH5-3 2-3		5-3			2	0	0	0	1	1	0									
Kevin McReynolds, R OBP: 0.292, SLG: 0.383 (1, 8)			6-3				1B 1B			4	0	3	1	0	0	0									
Tim Flannery, L OBP: 0.391, SLG: 0.363 (1, 4)			K		F7			F8		4	0	1	0	0	1	3									
Dave Dravecky, R OBP: 0.164, SLG: 0.118 Lance McCullers, S (8, 1)			F9		K		F3			3	0	0	0	0	1	3									
Al Bumbry, L OBP: 0.276, SLG: 0.296 Gene Walter, L (9, 1)								F9		0	0	0	0	0	0	0									
Inning Stats	R: 0 E: 0 K: 1 S: 5	H: 0 LOB: 0 BB: 0 P: 5	R: 0 E: 0 K: 2 S: 7	H: 0 LOB: 0 BB: 0 P: 7	R: 0 E: 0 K: 1 S: 5	H: 0 LOB: 0 BB: 0 P: 5	R: 0 E: 0 K: 0 S: 4	H: 1 LOB: 1 BB: 0 P: 4	R: 1 E: 0 K: 1 S: 7	H: 2 LOB: 1 BB: 0 P: 7	R: 0 E: 0 K: 1 S: 6	H: 1 LOB: 1 BB: 0 P: 6	R: 0 E: 0 K: 1 S: 7	H: 2 LOB: 2 BB: 0 P: 7	R: 0 E: 0 K: 2 S: 8	H: 1 LOB: 2 BB: 1 P: 12	R: 0 E: 0 K: 1 S: 6	H: 1 LOB: 2 BB: 1 P: 10	1B: 5 2B: 3 3B: 0 HR: 0	SF: 0 SAC: 1 DP: 0 HBP: 0	WP: 0 PB: 0 SB: 0 CS: 0	PA: 37			
PITCHER	IP	WLS	BF	H	R	ER	SO	BB	IBB	HBP	BLK	WP	HR	S	P	ERA	WHIP								
Bill Gullickson, R ERA: 3.43 Gary Lucas, L ERA: 2.87 Randy St. Claire, R ERA: 2.59	7.0	L	27	6	1	1	7	0	0	0	0	0	0	41	41	1.29	0.857								

Batter	1	2	3	4	5	6	7	8	9	AB	R	H	RBI	BB	SO	LOB	BOTTOM								
Mitch Webster, S OBP: 0.278, SLG: 0.449 (1, 8)	F9				E4			F9		4	0	0	0	0	1	2	San Diego Padres @ Montreal Expos Olympic Stadium, Montreal, QB Tue Aug 20 1985, 7:05 PM EDT Att: 24,120 - Unknown								
Vance Law, R OBP: 0.366, SLG: 0.412 (1, 3)	1B			G6-4-3 1B			1-3			4	0	2	0	0	1	1									
Andre Dawson, R OBP: 0.311, SLG: 0.442 (1, 9)	F8			K				K		4	0	0	0	0	3	3									
Hubie Brooks, R OBP: 0.307, SLG: 0.405 (1, 6)			G6-4-3 1-2 1B				F3			4	0	1	0	0	0	1									
Tim Wallach, R OBP: 0.315, SLG: 0.430 (1, 5)	6-3			FC6-4 1B			2B 1B			4	0	2	0	0	0	2									
Jim Wehlford, R OBP: 0.292, SLG: 0.297 Herm Winningham, L OBP: 0.317, SLG: 0.361 (1, 7)				FC6-4 1-2 1B			F9			3	0	1	0	0	0	2									
U L Washington, S OBP: 0.324, SLG: 0.385 (1, 4)				FC1-6 1-2 1B				2B		4	0	1	0	0	2	2									
Mike Fitzgerald, R OBP: 0.298, SLG: 0.281 (1, 2)				FC1-6 1-2 1B			F7			4	0	1	0	0	1	3									
Bill Gullickson, R OBP: 0.156, SLG: 0.178 Tim Raines, S OBP: 0.379, SLG: 0.424 Gary Lucas, L OBP: 0.317, SLG: 0.361 Randy St. Claire, R OBP: 0.500, SLG: 0.250 (1, 1)				FC1-6 1-2 1B			F3			2	0	0	0	0	0	2									
Inning Stats	R: 0 E: 0 K: 0 S: 5	H: 2 LOB: 2 BB: 0 P: 5	R: 0 E: 0 K: 2 S: 9	H: 2 LOB: 2 BB: 0 P: 9	R: 0 E: 0 K: 1 S: 5	H: 1 LOB: 0 BB: 0 P: 5	R: 0 E: 0 K: 0 S: 4	H: 1 LOB: 1 BB: 0 P: 4	R: 0 E: 1 K: 2 S: 8	H: 0 LOB: 1 BB: 0 P: 8	R: 0 E: 0 K: 0 S: 5	H: 2 LOB: 2 BB: 0 P: 5	R: 0 E: 0 K: 1 S: 5	H: 0 LOB: 0 BB: 0 P: 3	R: 0 E: 0 K: 2 S: 5	H: 0 LOB: 0 BB: 0 P: 5		R: 0 E: 0 K: 2 S: 7	H: 0 LOB: 0 BB: 0 P: 7	1B: 7 2B: 1 3B: 0 HR: 0	SF: 0 SAC: 0 DP: 1 HBP: 0	WP: 0 PB: 0 SB: 0 CS: 0	PA: 35		
PITCHER	IP	WLS	BF	H	R	ER	SO	BB	IBB	HBP	BLK	WP	HR	S	P	ERA	WHIP								
Dave Dravecky, L ERA: 2.08 Lance McCullers, R ERA: 2.08 Gene Walter, L ERA: 1.93	7.0	W	29	8	0	0	5	0	0	0	0	0	0	5	5	0.00	0.000								



Batter	1	2	3	4	5	6	7	8	9	AB	R	H	RBI	BB	SO	LOB	TOP										
Garry Templeton, S OBP: 0.342, SLG: 0.384 (1, 6)										6	1	3	0	0	0	1	San Diego Padres @ Montreal Expos Olympic Stadium, Montreal, QB Wed Aug 21 1985, 7:05 PM EDT Att: 20,571 - Unknown										
Tony Gwynn, L OBP: 0.351, SLG: 0.406 (1, 9)										5	2	3	0	0	0	3											
Steve Garvey, R OBP: 0.299, SLG: 0.420 (1, 3)										4	1	1	1	1	0	3											
Graig Nettles, L OBP: 0.375, SLG: 0.432 (1, 5)										4	1	3	2	1	0	1											
Terry Kennedy, L OBP: 0.295, SLG: 0.391 (1, 2)										5	1	2	1	0	1	6											
Carmelo Martinez, R OBP: 0.348, SLG: 0.427 (1, 7)										4	0	1	1	1	1	6											
Kevin McReynolds, R OBP: 0.291, SLG: 0.381 (1, 8)										5	0	1	1	0	0	2											
Tim Flannery, L OBP: 0.386, SLG: 0.357 (1, 4)										5	0	0	0	0	1	4											
Eric Show, R OBP: 0.105, SLG: 0.105 (1, 1)										3	0	0	0	0	0	2											
Inning Stats	R: 0 E: 0 K: 1 S: 7	H: 2 LOB: 3 BB: 1 P: 11	R: 0 E: 1 K: 1 S: 7	H: 1 LOB: 2 BB: 0 P: 7	R: 2 E: 0 K: 0 S: 7	H: 4 LOB: 2 BB: 0 P: 7	R: 2 E: 0 K: 0 S: 6	H: 3 LOB: 2 BB: 1 P: 10	R: 0 E: 0 K: 0 S: 3	H: 0 LOB: 0 BB: 0 P: 3	R: 1 E: 0 K: 0 S: 5	H: 2 LOB: 1 BB: 0 P: 5	R: 0 E: 0 K: 0 S: 3	H: 0 LOB: 2 BB: 1 P: 11	R: 1 E: 1 K: 0 S: 4	H: 0 LOB: 1 BB: 0 P: 4	1B: 11 2B: 3 3B: 0 HR: 0	SF: 0 SAC: 2 DP: 0 HBP: 0	WP: 0 PB: 1 SB: 1 CS: 0	PA: 46							
PITCHER	IP	WLS	BF	H	R	ER	SO	BB	IBB	HBP	BLK	WP	HR	S	P	ERA	WHIP										
Bill Laskey, R ERA: 4.16 (1, 1)	3.1	L	21	9	4	4	2	1	0	0	0	0	0	24	28	10.80	3.000										
Bert Roberge, R ERA: 2.4 (4, 1)	1.2		7	1	0	0	0	1	0	0	0	0	0	6	10	0.00	1.200										
Gary Lucas, L ERA: 2.94 (6, 1)	2.0		8	2	1	1	0	0	0	0	0	0	0	8	8	4.50	1.000										
Randy St. Claire, R ERA: 2.66 (8, 1)	2.0		10	2	1	1	1	1	0	0	0	0	0	11	15	4.50	1.500										
Batter	1	2	3	4	5	6	7	8	9	AB	R	H	RBI	BB	SO	LOB	BOTTOM										
Tim Raines, S OBP: 0.381, SLG: 0.432 (1, 7)										5	1	3	2	0	0	2	San Diego Padres @ Montreal Expos Olympic Stadium, Montreal, QB Wed Aug 21 1985, 7:05 PM EDT Att: 20,571 - Unknown										
Vance Law, R OBP: 0.362, SLG: 0.407 (1, 4)										5	0	0	0	0	1	4											
Andre Dawson, R OBP: 0.310, SLG: 0.440 (1, 9)										4	0	1	0	0	1	3											
Terry Francona, L OBP: 0.314, SLG: 0.363 (1, 3)										4	0	1	0	0	0	3											
Tim Wallach, R OBP: 0.314, SLG: 0.427 (1, 5)										3	0	0	0	1	1	1											
Herm Winningham, L OBP: 0.313, SLG: 0.355 (1, 8)										4	0	0	0	0	0	2											
U L Washington, S OBP: 0.323, SLG: 0.382 (1, 6)										4	0	1	0	0	0	2											
Mike Fitzgerald, R OBP: 0.300, SLG: 0.284 (1, 2)										4	1	2	0	0	0	1											
Bill Laskey, R OBP: 0.222, SLG: 0.125 (1, 1)										0	0	0	0	0	0	0											
Bert Roberge, R OBP: 0.147, SLG: 0.121 (4, 1)										0	0	0	0	0	0	0											
Razor Shines, S OBP: 0.147, SLG: 0.121 (5, PH)										1	0	0	0	0	0	0											
Gary Lucas, L OBP: 0.276, SLG: 0.244 (6, 1)										0	0	0	0	0	0	0											
Mitch Webster, S OBP: 0.205, SLG: 0.175 (7, PH)										1	0	0	0	0	1	1											
Randy St. Claire, R OBP: 0.205, SLG: 0.175 (8, 1)										0	0	0	0	0	0	0											
Scott Thompson, L OBP: 0.066, SLG: 0.202 (9, PH)										0	0	0	0	1	0	0											
Inning Stats	R: 0 E: 1 K: 1 S: 6	H: 0 LOB: 1 BB: 0 P: 6	R: 0 E: 0 K: 0 S: 3	H: 0 LOB: 0 BB: 0 P: 3	R: 1 E: 1 K: 0 S: 6	H: 2 LOB: 2 BB: 0 P: 6	R: 0 E: 0 K: 0 S: 4	H: 1 LOB: 1 BB: 0 P: 4	R: 1 E: 0 K: 0 S: 4	H: 1 LOB: 0 BB: 0 P: 4	R: 0 E: 0 K: 1 S: 6	H: 1 LOB: 1 BB: 0 P: 6	R: 0 E: 0 K: 0 S: 7	H: 2 LOB: 2 BB: 0 P: 7	R: 0 E: 0 K: 0 S: 3	H: 0 LOB: 1 BB: 1 P: 7	R: 0 E: 0 K: 1 S: 5	H: 1 LOB: 1 BB: 1 P: 9	1B: 6 2B: 1 3B: 0 HR: 1	SF: 0 SAC: 1 DP: 1 HBP: 0	WP: 0 PB: 0 SB: 0 CS: 0	PA: 38					
PITCHER	IP	WLS	BF	H	R	ER	SO	BB	IBB	HBP	BLK	WP	HR	S	P	ERA	WHIP										
Eric Show, R ERA: 3.23 (1, 1)	9.0	W	38	8	2	1	4	2	0	0	0	0	1	44	52	1.00	1.111										



Batter	1	2	3	4	5	6	7	8	9	AB	R	H	RBI	BB	SO	LOB	TOP				
Miguel Dilone, S (1,7) OBP: 0.267, SLG: 0.264	0-0 E5 G3 S		0-0 6-3		0-0 G3		0-0 S 1B		0-0 F8	5	0	1	0	0	0	0					
Gary Templeton, S (1,6) OBP: 0.343, SLG: 0.381	4-0 G3 1-2 BB		0-0 L5		4-0 S BB		0-0 G3		0-0 F8	3	0	0	0	2	0	1					
Tony Gwynn, L (1,9) OBP: 0.348, SLG: 0.402	0-0 G3 1-2 2-3		0-0 E6 2B		0-0 4-3		0-0 F9			4	1	0	0	0	0	3					
Graig Nettles, L (1,5) OBP: 0.376, SLG: 0.429	0-0 F5		4-0 2B BB		0-0 L4		4-0 WP 1B BB			2	2	0	0	2	0	3					
Steve Garvey, R (1,3) OBP: 0.303, SLG: 0.424	4-0 FC6-4 BB		0-0 2B		0-0 5-3		0-0 1B WP 1B			3	0	2	2	1	0	0					
Terry Kennedy, L (1,2) OBP: 0.295, SLG: 0.389	0-0 FC6-4 1-2		0-0 F7		0-0 K		0-0 K		0-0 1B 1-3 2-H	4	0	1	1	0	1	4					
Kevin McReynolds, R (1,8) OBP: 0.289, SLG: 0.377		0-0 1-3		0-0 F8		0-3 K		0-3 K		4	0	0	0	0	2	2					
Tim Flannery, L (1,4) OBP: 0.381, SLG: 0.352		0-3 K		0-0 L6			0-0 G3		0-0 4-3	4	0	0	0	0	1	2					
Andy Hawkins, R (1,1) OBP: 0.129, SLG: 0.100		0-0 4-3		0-3 K			0-0 4-3		0-3 K	4	0	0	0	0	2	0					
Inning Stats	R: 0 E: 1 K: 0 S: 4	H: 0 LOB: 3 BB: 2 P: 12	R: 0 E: 0 K: 1 S: 5	H: 0 LOB: 0 BB: 0 P: 5	R: 2 E: 1 K: 0 S: 5	H: 1 LOB: 1 BB: 1 P: 9	R: 0 E: 0 K: 1 S: 5	H: 0 LOB: 0 BB: 0 P: 5	R: 0 E: 0 K: 2 S: 7	H: 0 LOB: 1 BB: 0 P: 7	R: 0 E: 0 K: 0 S: 4	H: 1 LOB: 1 BB: 0 P: 4	R: 1 E: 0 K: 1 S: 7	H: 2 LOB: 2 BB: 1 P: 11	R: 0 E: 0 K: 1 S: 5	H: 0 LOB: 0 BB: 0 P: 5	1B: 3 2B: 1 3B: 0 HR: 0	SF: 0 SAC: 0 DP: 0 HBP: 0	WP: 1 PB: 0 SB: 3 CS: 0	PA: 38	
PITCHER	IP WLS BF H R ER SO BB IBB HBP BLK WP HR S P ERA WHIP	7.1 L 33 4 3 1 4 5 0 0 0 1 0 36 56 1.23 1.227	1.2 5 0 0 0 2 0 0 0 0 0 0 0 9 9 0.00 0.000																		

San Diego Padres @ Montreal Expos
Olympic Stadium, Montreal, QB
Thu Aug 22 1985, 7:05 PM EDT
Att: 16,645 - Unknown

livebaseballscores.com

AB 33
R 3
H 4
RBI 3
BB 5
SO 6
LOB 15



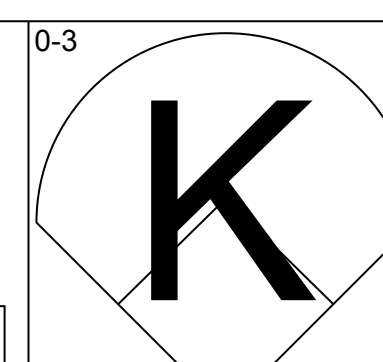
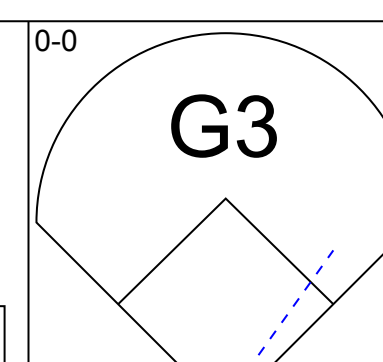
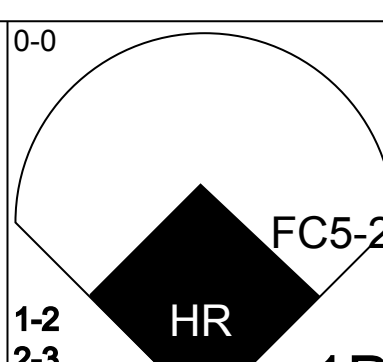
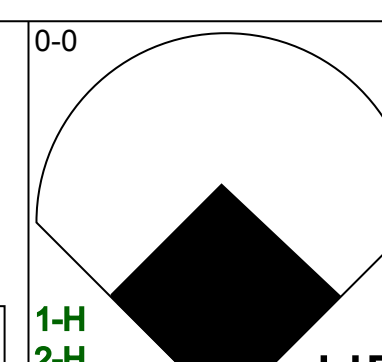
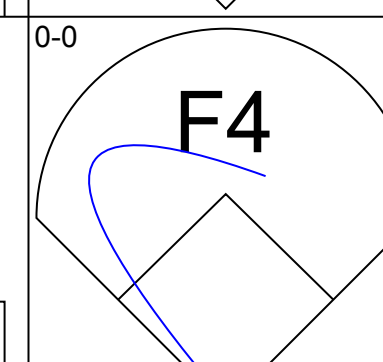
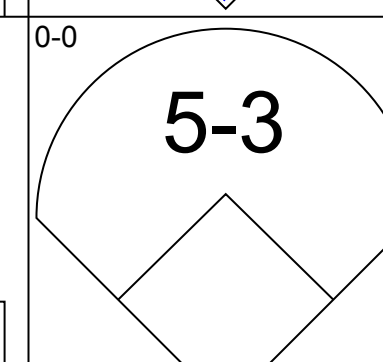
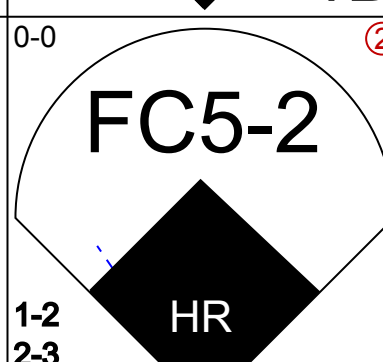
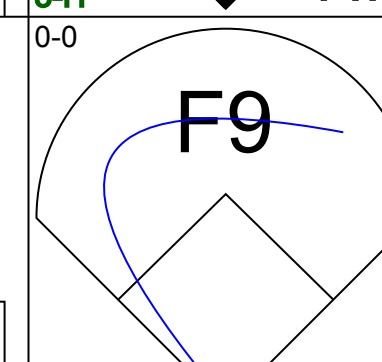
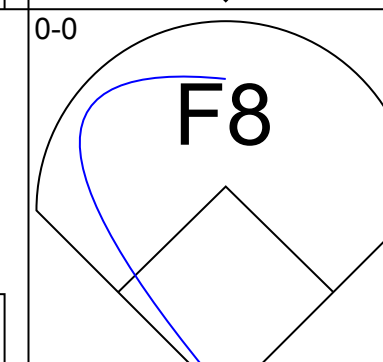
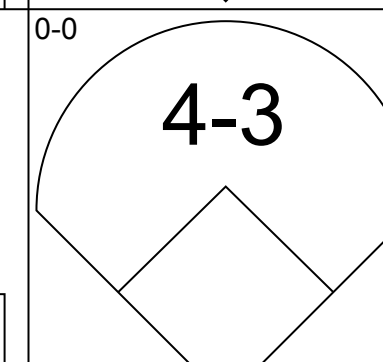
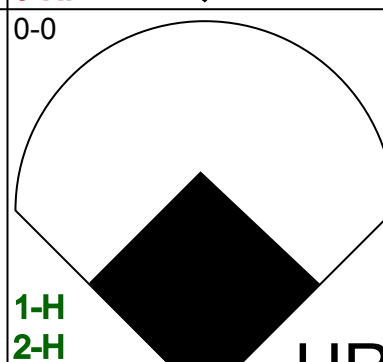


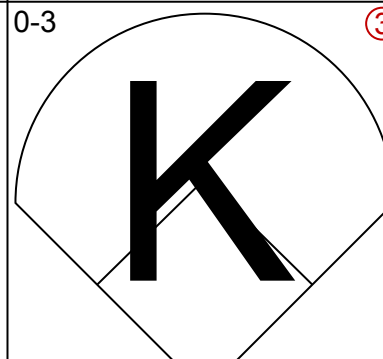
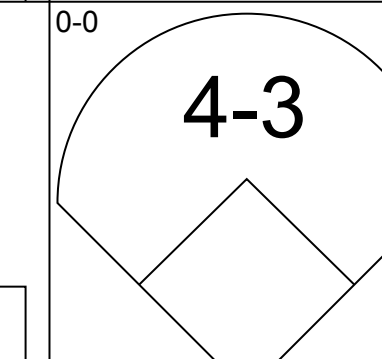
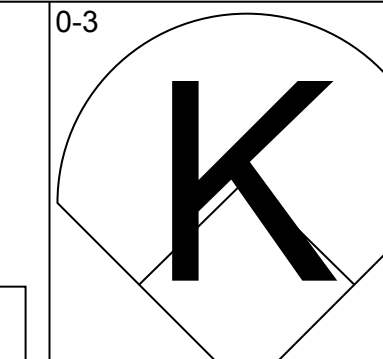
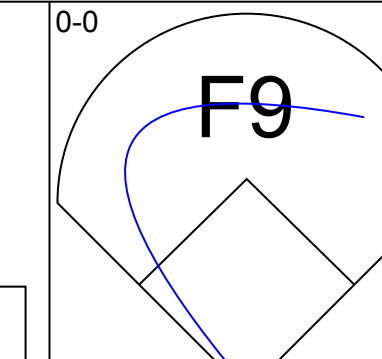
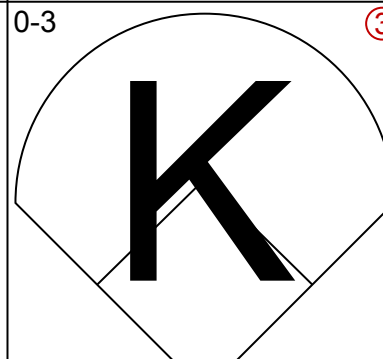
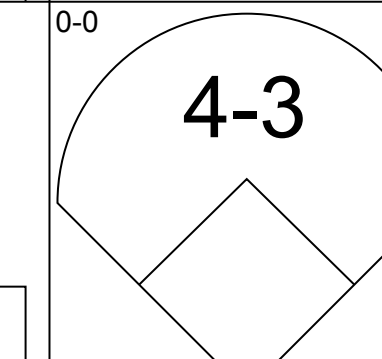
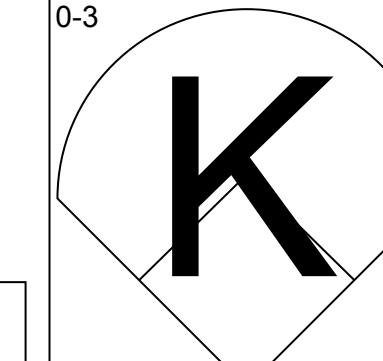
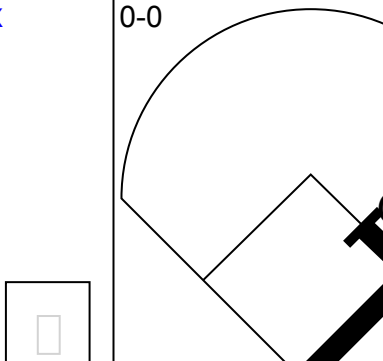
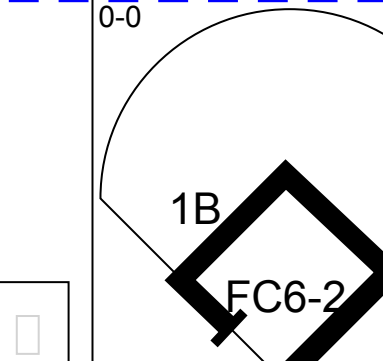
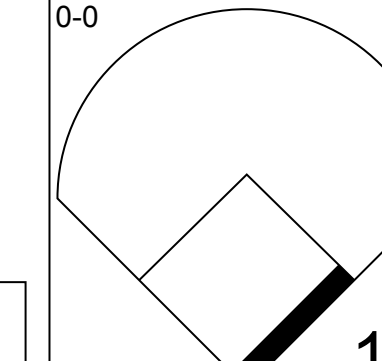
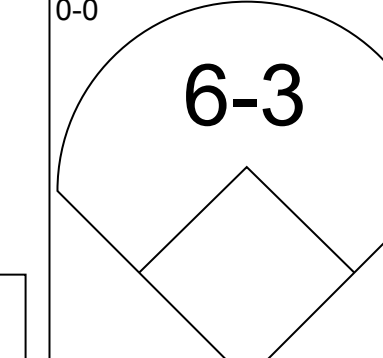
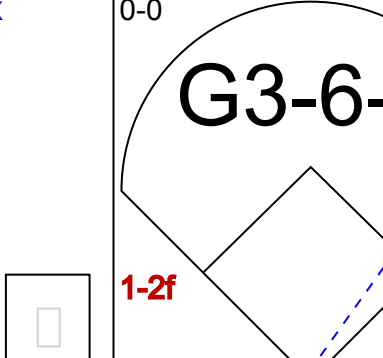
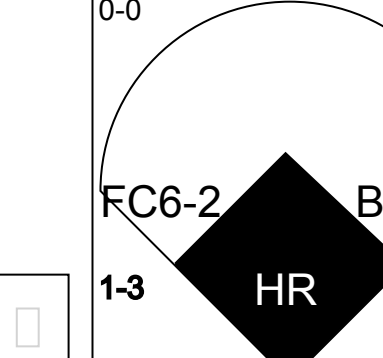
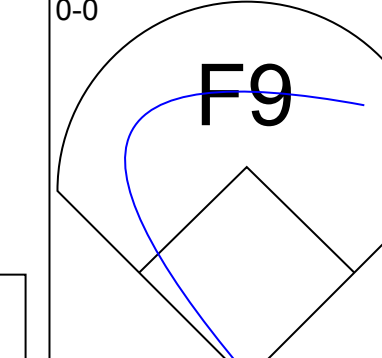
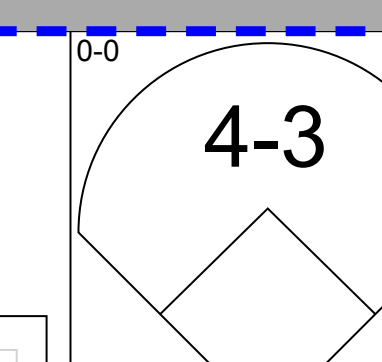
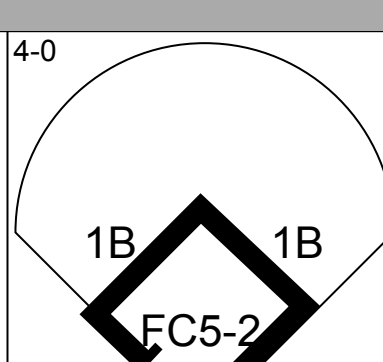
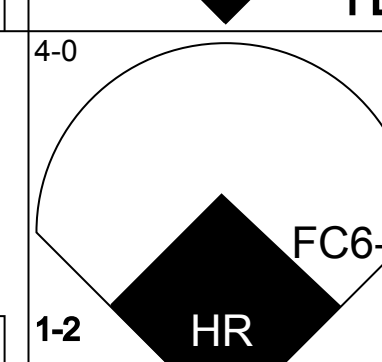
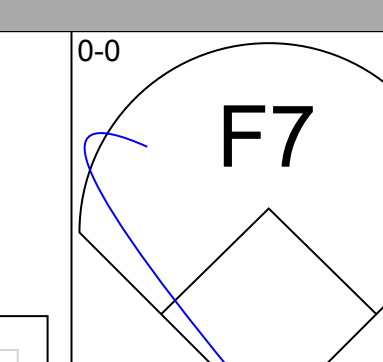
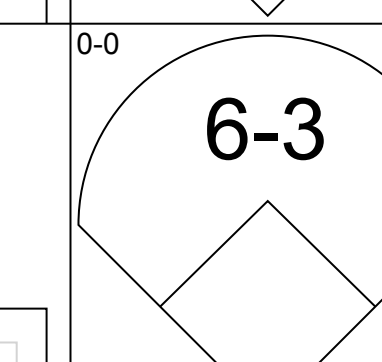
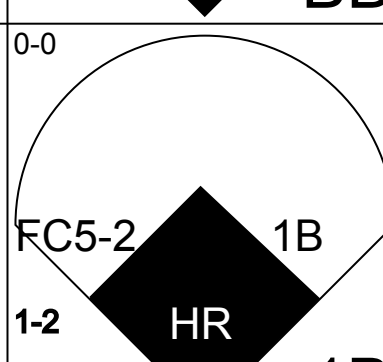
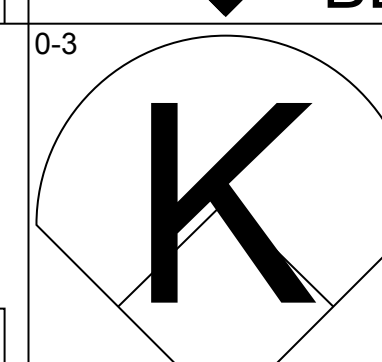
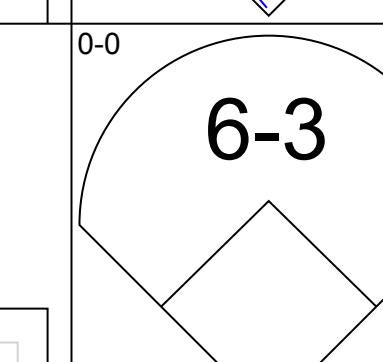
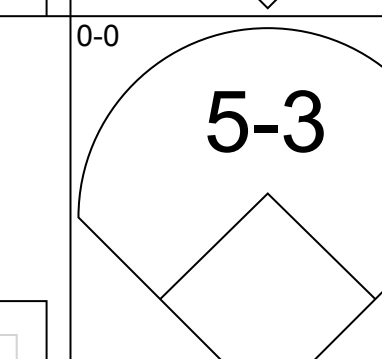
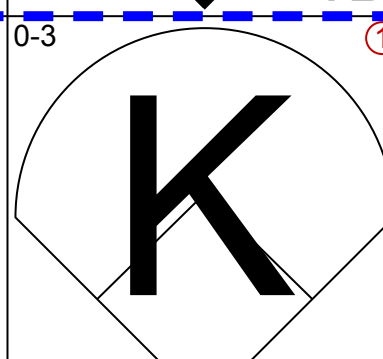
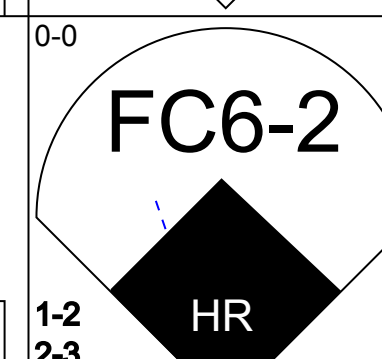
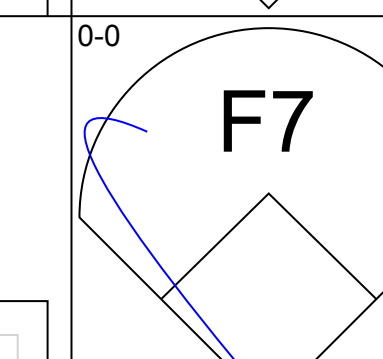
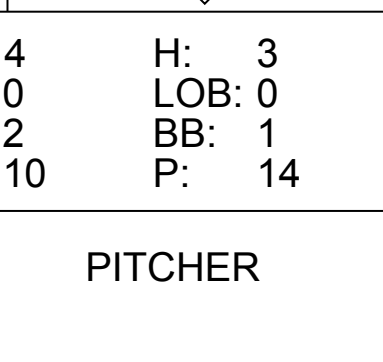
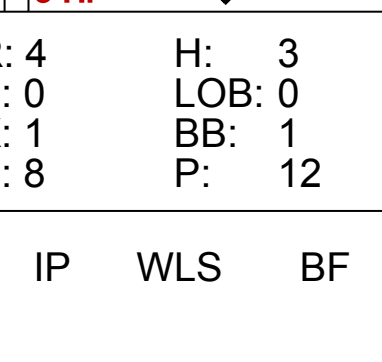
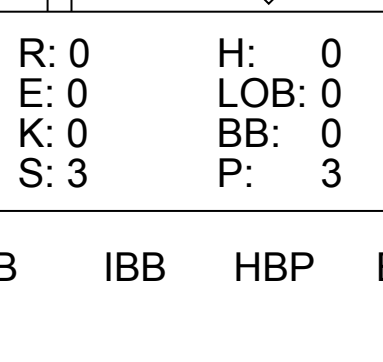
Batter	1	2	3	4	5	6	7	8	9	AB	R	H	RBI	BB	SO	LOB	BOTTOM			
Tim Raines, S (1,7) OBP: 0.382, SLG: 0.433	0-0 BB 4-3 1B		0-0 4-3			0-3 K		0-0 E 1B		4	0	2	0	0	1	0				
Vance Law, R (1,4) OBP: 0.361, SLG: 0.405	0-0 4-3 1-2		0-0 5-3			0-0 1B		0-0 L6 1-3		4	0	1	0	0	0	2				
Andre Dawson, R (1,9) OBP: 0.308, SLG: 0.435	0-0 F9		0-0 P3			0-0 F7		0-0 F5		4	0	0	0	0	0	3				
Hubie Brooks, R (1,6) OBP: 0.307, SLG: 0.403	4-0 BB BB			0-3 K		0-0 F8		0-3 K		3	0	0	0	1	2	1				
Terry Francona, L (1,3) OBP: 0.318, SLG: 0.363	4-0 1-2 2-3 BB		0-0 3-1			0-0 G3 1B		0-0 4-3		3	0	1	0	1	0	0				
Tim Lincecum, R (1,5) OBP: 0.312, SLG: 0.423	0-0 F7		0-0 F7			0-0 F4		0-0 F5		4	0	0	0	0	0	4				
Herm Winningham, L (1,8) OBP: 0.309, SLG: 0.351		0-0 F8			0-0 1-6-3		0-0 G3 1-2			3	0	0	0	0	0	1				
Sal Butera, R (1,2) OBP: 0.288, SLG: 0.328		0-0 F2			0-0 F2		0-0 F6			3	0	0	0	0	0	1				
Floyd Youmans, R (1,1) Mitch Webster, S (8,8) OBP: 0.274, SLG: 0.440		0-3 K			0-0 5-3		0-0 F7			2	0	0	0	0	1	0				
Inning Stats	R: 0 E: 0 K: 0 S: 4	H: 1 LOB: 3 BB: 2 P: 12	R: 0 E: 0 K: 1 S: 5	H: 0 LOB: 0 BB: 0 P: 5	R: 0 E: 0 K: 1 S: 5	H: 0 LOB: 0 BB: 0 P: 3	R: 0 E: 0 K: 1 S: 6	H: 1 LOB: 1 BB: 0 P: 6	R: 0 E: 0 K: 0 S: 4	H: 1 LOB: 1 BB: 0 P: 4	R: 0 E: 1 K: 0 S: 4	H: 1 LOB: 1 BB: 0 P: 4	R: 0 E: 0 K: 1 S: 5	H: 0 LOB: 0 BB: 0 P: 5	1B: 4 2B: 0 3B: 0 HR: 0	SF: 0 SAC: 0 DP: 0 HBP: 0	WP: 0 PB: 0 SB: 0 CS: 0	PA: 33		
PITCHER	IP WLS BF H R ER SO BB IBB HBP BLK WP HR S P ERA WHIP	9.0 W 33 4 0 0 4 2 0 0 0 0 0 39 47 0.00 0.667																		

San Diego Padres @ Montreal Expos
Olympic Stadium, Montreal, QB
Thu Aug 22 1985, 7:05 PM EDT
Att: 16,645 - Unknown

livebaseballscores.com


AB 31
R 0
H 4
RBI 0
BB 2
SO 4
LOB 12

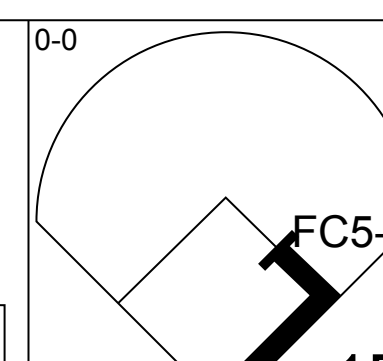
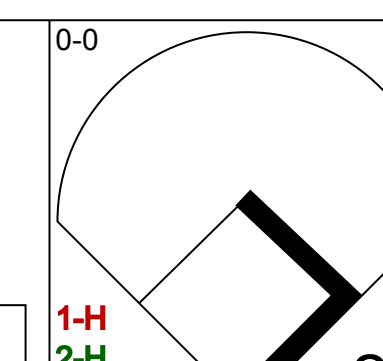
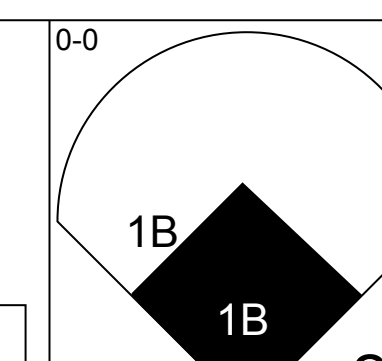
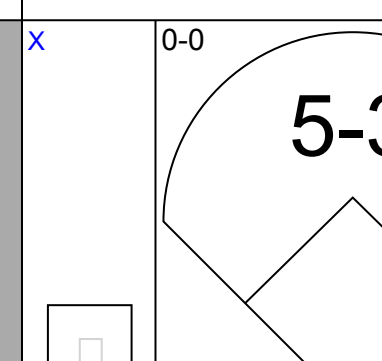
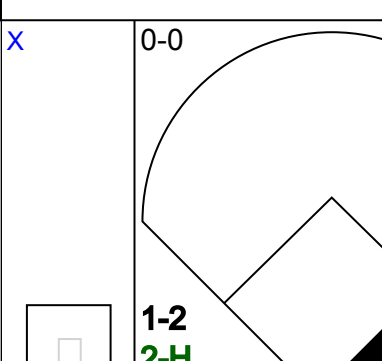
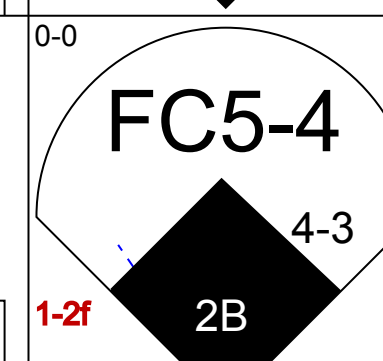
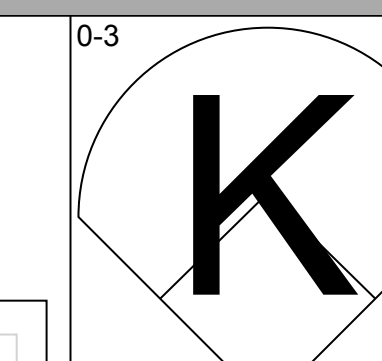
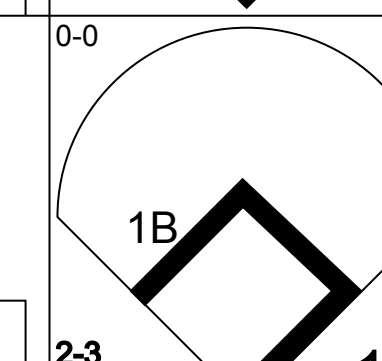
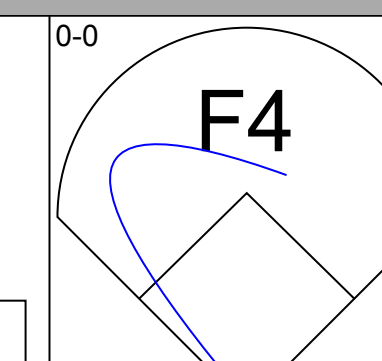
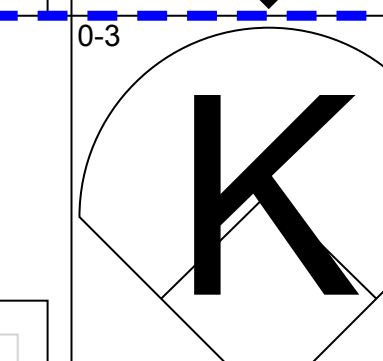
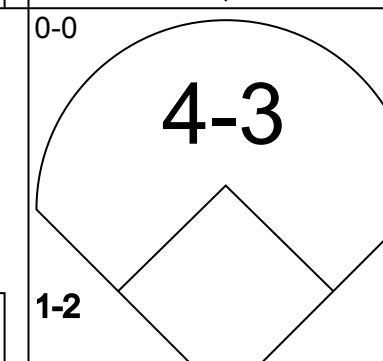
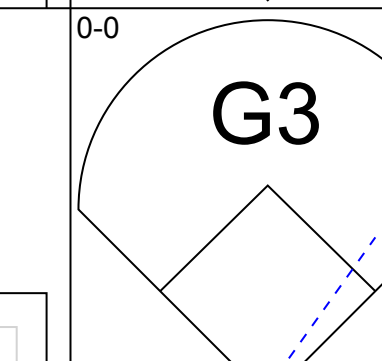
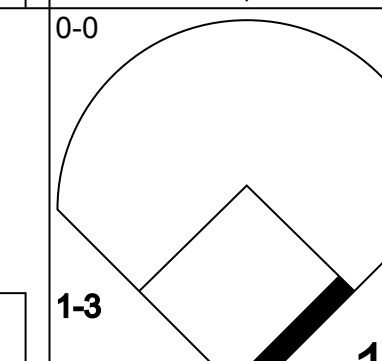
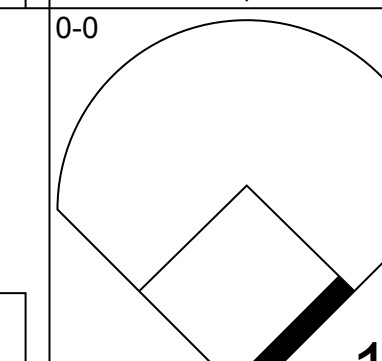
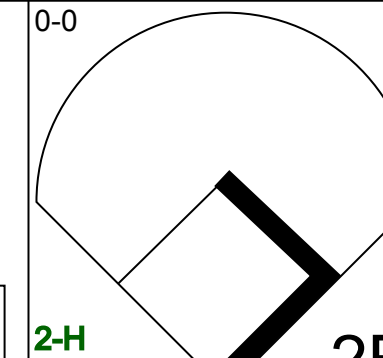
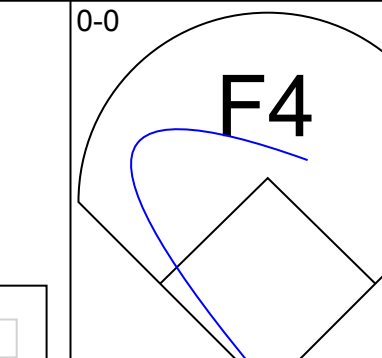
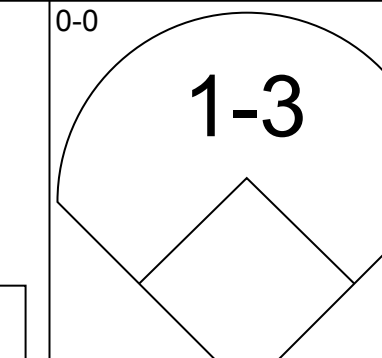
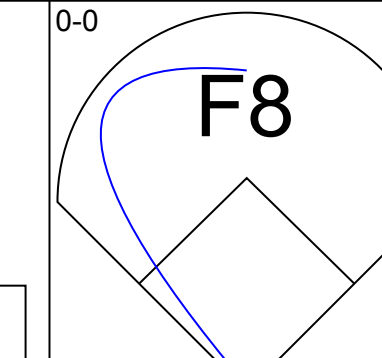
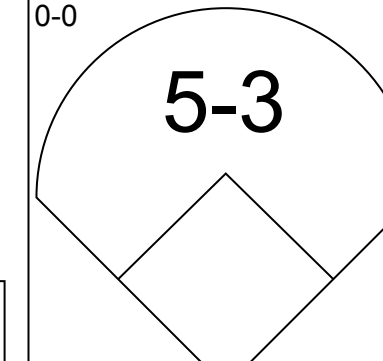
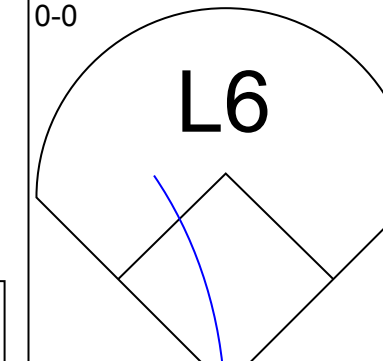
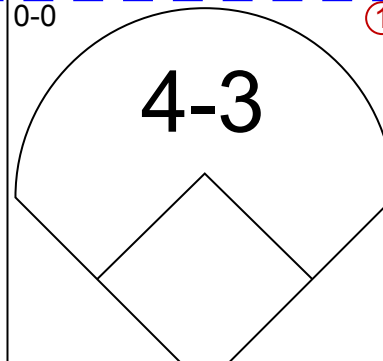
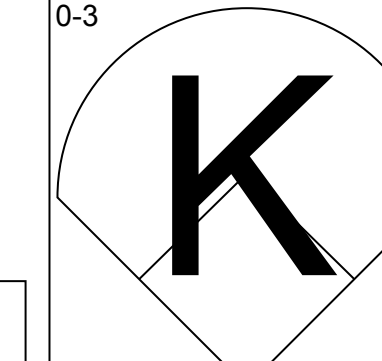
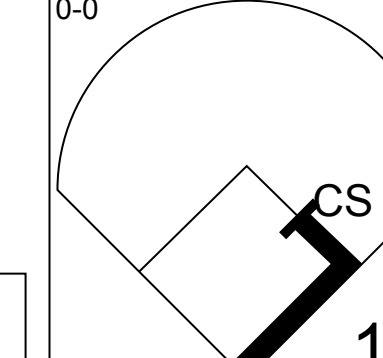
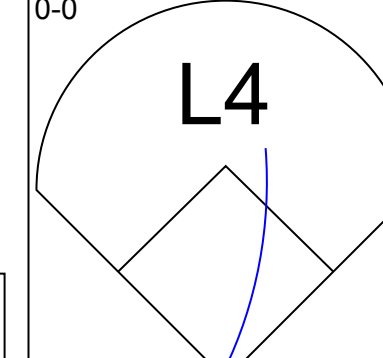
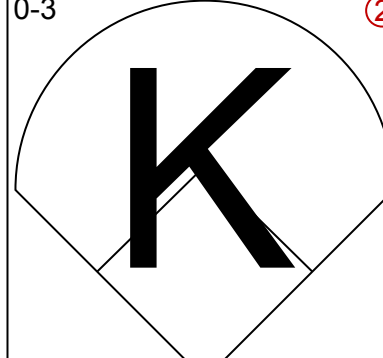
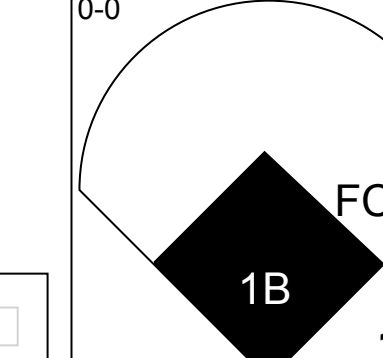
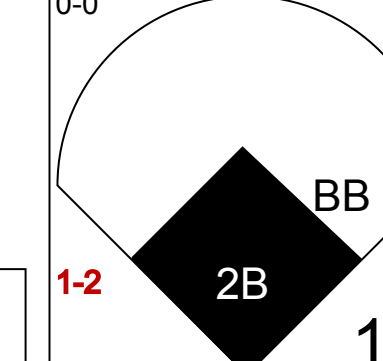
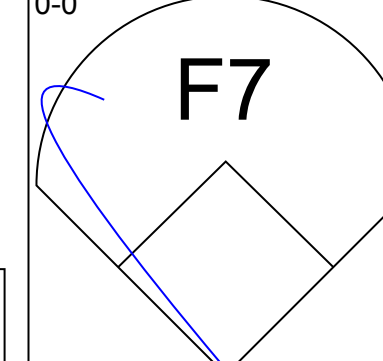
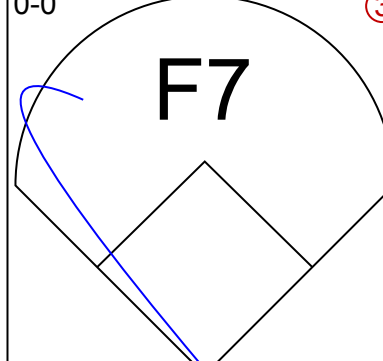
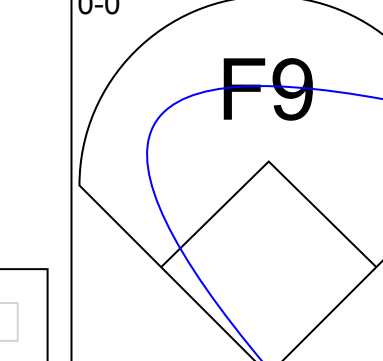
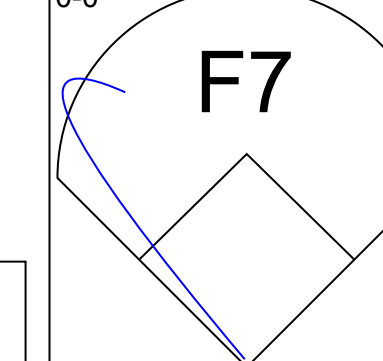
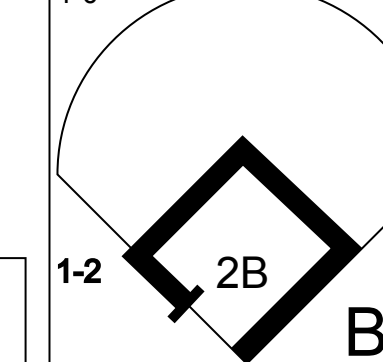
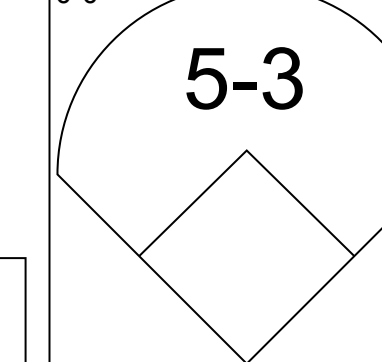
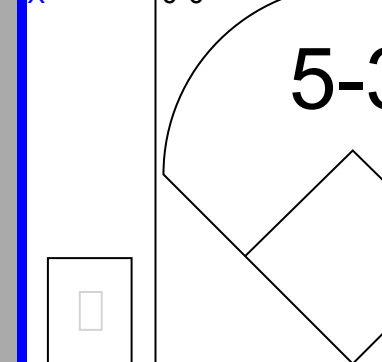
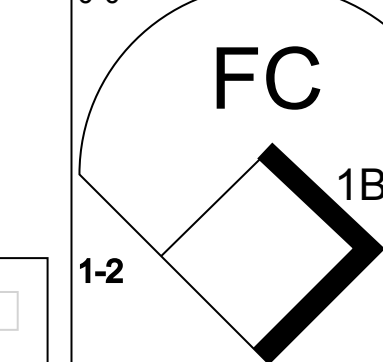
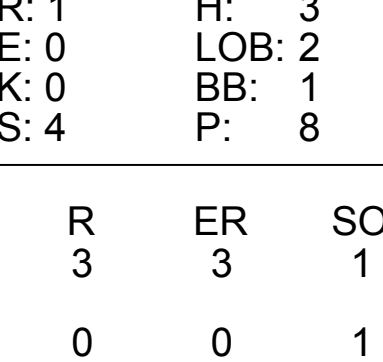
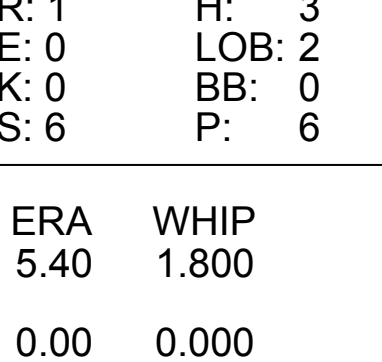
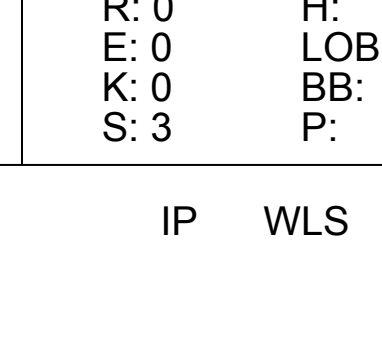
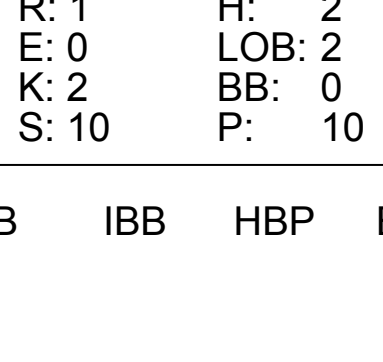


Batter	1	2	3	4	5	6	7	8	9	AB	R	H	RBI	BB	SO	LOB	TOP								
Mariano Duncan, R OBP: 0.294, SLG: 0.355 (1, 6)										4	2	2	4	0	1	0									
Enos Cabell, R OBP: 0.322, SLG: 0.346 Carlos Diaz, R (7, 1)										4	1	0	0	0	0	3									
Tom Niedenfuer, R OBP: 0.111, SLG: 0.111 (9, 1)										0	0	0	0	0	0	0									
Pedro Guerrero, R OBP: 0.422, SLG: 0.610 (1, 7)										4	1	1	4	0	0	0									
Mike Marshall, R OBP: 0.333, SLG: 0.460 (1, 9)										4	0	0	0	0	2	0									
Greg Brock, L OBP: 0.330, SLG: 0.442 (1, 3)										4	0	3	0	0	1	0									
Candy Maldonado, R OBP: 0.275, SLG: 0.323 Ken Landreaux, L OBP: 0.313, SLG: 0.415 (5, 8)										1	0	0	0	0	0	0									
Mike Scioscia, L OBP: 0.395, SLG: 0.399 (1, 2)										2	1	0	0	2	0	0									
Steve Sax, R OBP: 0.341, SLG: 0.303 (1, 4)										4	1	1	0	0	1	3									
Orel Hershiser, R OBP: 0.214, SLG: 0.189 Len Matuszek, L OBP: 0.263, SLG: 0.324 Ken Howell, R (6, 1)										1	0	0	0	0	0	0									
R.J. Reynolds, S OBP: 0.301, SLG: 0.347 Bob Bailor, R OBP: 0.255, SLG: 0.290 (7, 5)										1	0	0	0	0	0	0									
Inning Stats	R: 0 E: 0 K: 1 S: 5	H: 0 LOB: 0 BB: 0 P: 5	R: 0 E: 0 K: 2 S: 7	H: 0 LOB: 0 BB: 0 P: 7	R: 0 E: 0 K: 0 S: 3	H: 0 LOB: 0 BB: 0 P: 3	R: 0 E: 0 K: 0 S: 3	H: 0 LOB: 0 BB: 0 P: 3	R: 0 E: 0 K: 0 S: 3	H: 1 LOB: 0 BB: 0 P: 3	R: 4 E: 0 K: 2 S: 10	H: 3 LOB: 0 BB: 1 P: 14	R: 4 E: 0 K: 1 S: 8	H: 3 LOB: 0 BB: 1 P: 12	R: 0 E: 0 K: 0 S: 4	H: 1 LOB: 1 BB: 0 P: 4	R: 0 E: 0 K: 0 S: 3	H: 0 LOB: 0 BB: 0 P: 3	1B: 6 2B: 0 3B: 0 HR: 2	SF: 0 SAC: 0 DP: 1 HBP: 0	WP: 0 PB: 0 SB: 0 CS: 0	PA: 36			
PITCHER	IP	WLS	BF	H	R	ER	SO	BB	IBB	HBP	BLK	WP	HR	S	P	ERA	WHIP								
Joe Hesketh, L ERA: 2.49	2.0		6	0	0	0	3	0	0	0	0	0	0	12	12	0.00	0.000								
Randy St. Claire, R ERA: 2.85	3.0		11	2	2	2	0	1	0	0	0	0	0	10	14	6.00	1.000								
Tim Burke, R ERA: 1.79	1.0	L	5	2	2	2	2	0	0	0	0	0	1	9	9	18.00	2.000								
Gary Lucas, L ERA: 3.6	1.0		7	3	4	4	1	1	0	0	0	0	1	8	12	36.00	4.000								
Bert Roberge, R ERA: 2.31	2.0		7	1	0	0	0	0	0	0	0	0	0	7	7	0.00	0.500								

Los Angeles Dodgers @ Montreal Expos
Olympic Stadium, Montreal, QB
Fri Aug 23 1985, 7:05 PM EDT
Att: 21,124 - Unknown


AB 34
R 8
H 8
RBI 8
BB 2
SO 6
LOB 13



Batter	1	2	3	4	5	6	7	8	9	AB	R	H	RBI	BB	SO	LOB	BOTTOM								
Tim Raines, S OBP: 0.386, SLG: 0.442 (1, 7)										5	1	4	2	0	0	0									
Vance Law, R OBP: 0.359, SLG: 0.403 (7, 4)										5	1	1	0	0	2	3									
Terry Francona, L OBP: 0.321, SLG: 0.366 (1, 9)										4	0	2	1	0	0	1									
Hubie Brooks, R OBP: 0.306, SLG: 0.404 (1, 6)										4	0	1	1	0	0	3									
Scot Thompson, L OBP: 0.260, SLG: 0.285 Andres Galarraga, R (8, 9)										3	0	0	0	0	0	1									
Herm Winningham, L OBP: 0.312, SLG: 0.353 (1, 8)										4	1	2	0	0	1	0									
U L Washington, S OBP: 0.323, SLG: 0.381 Gary Lucas, L (7, 1)										3	1	1	0	0	0	0									
Bert Roberge, R (8, 1)										0	0	0	0	0	0	0									
Jim Wohlford, R OBP: 0.289, SLG: 0.294 (9, PH)										1	0	0	0	0	0	1									
Sal Butera, R OBP: 0.273, SLG: 0.310 (1, 2)										4	0	0	0	0	1	2									
Joe Hesketh, R OBP: 0.167, SLG: 0.091 Randy St. Claire, R OBP: 0.403, SLG: 0.200 Tim Burke, R OBP: 0.167, SLG: 0.167 Tim Wallach, R OBP: 0.310, SLG: 0.421 (7, 5)										0	0	0	0	1	0	0									
Inning Stats	R: 1 E: 0 K: 0 S: 5	H: 2 LOB: 1 BB: 0 P: 5	R: 1 E: 0 K: 0 S: 4	H: 3 LOB: 2 BB: 1 P: 8	R: 0 E: 0 K: 1 S: 5	H: 0 LOB: 0 BB: 0 P: 5	R: 0 E: 0 K: 0 S: 3	H: 0 LOB: 0 BB: 0 P: 3	R: 1 E: 0 K: 0 S: 6	H: 3 LOB: 2 BB: 0 P: 6	R: 0 E: 0 K: 1 S: 5	H: 0 LOB: 0 BB: 0 P: 5	R: 0 E: 0 K: 0 S: 3	H: 0 LOB: 0 BB: 0 P: 3	R: 0 E: 0 K: 1 S: 6	H: 1 LOB: 1 BB: 0 P: 6	R: 1 E: 0 K: 2 S: 10	H: 2 LOB: 2 BB: 0 P: 10	1B: 8 2B: 3 3B: 0 HR: 0	SF: 0 SAC: 0 DP: 0 HBP: 0	WP: 0 PB: 0 SB: 0 CS: 1	PA: 38			
PITCHER	IP	WLS	BF	H	R	ER	SO	BB	IBB	HBP	BLK	WP	HR	S	P	ERA	WHIP								
Orel Hershiser, R ERA: 2.37	5.0		22	8	3	3	1	1	0	0	0	0	0	23	27	5.40	1.800								
Ken Howell, R ERA: 2.78	1.0		3	0	0	0	1	0	0	0	0	0	0	5	5	0.00	0.000								
Carlos Diaz, L ERA: 1.95	2.2		12	3	1	1	2	0	0	0	0	0	0	16	16	3.38	1.125								
Tom Niedenfuer, R ERA: 1.9	0.1	S	1	0	0	0	1	0	0	0	0	0	0	3	3	0.00	0.000								

Los Angeles Dodgers @ Montreal Expos
Olympic Stadium, Montreal, QB
Fri Aug 23 1985, 7:05 PM EDT
Att: 21,124 - Unknown

AB 37
R 4
H 11
RBI 4
BB 1
SO 5
LOB 13



Batter	1	2	3	4	5	6	7	8	9	AB	R	H	RBI	BB	SO	LOB	TOP										
Dan Gladden, R OBP: 0.299, SLG: 0.307 (1, 7)										4	2	1	0	1	1	1	San Francisco Giants @ Montreal Expos Olympic Stadium, Montreal, QB Mon Aug 26 1985, 7:05 PM EDT Att: 13,064 - Overcast										
Manny Trillo, R OBP: 0.284, SLG: 0.293 (1, 4)									4	1	1	1	0	1	1												
Chili Davis, S OBP: 0.345, SLG: 0.411 (1, 8)									4	1	1	3	0	1	0												
Dan Driessen, L OBP: 0.314, SLG: 0.360 (1, 3)									4	0	1	0	0	0	0												
Chris Brown, R OBP: 0.347, SLG: 0.452 Ricky Adams, R OBP: 0.225, SLG: 0.321 (1, 5) (8, 5)									3	0	1	0	0	0	0												
David Green, R OBP: 0.301, SLG: 0.364 (1, 9)									4	0	0	0	0	1	3												
Brad Wellman, R OBP: 0.299, SLG: 0.301 Jose Uribe, S OBP: 0.273, SLG: 0.300 (1, 6) (7, 6)									3	0	0	0	0	1	0												
Alex Trevino, R OBP: 0.293, SLG: 0.371 (1, 2)									3	2	1	0	1	1	0												
Dave LaPoint, L OBP: 0.283, SLG: 0.229 Scott Garrelts, R OBP: 0.300, SLG: 0.333 (1, 1) (8, 1)									3	0	0	0	0	0	1												
Inning Stats	R: 2 E: 0 K: 0 S: 5	H: 2 LOB: 0 BB: 0 P: 5	R: 0 E: 0 K: 2 S: 7	H: 0 LOB: 0 BB: 0 P: 7	R: 2 E: 0 K: 0 S: 4	H: 1 LOB: 0 BB: 1 P: 8	R: 0 E: 0 K: 0 S: 3	H: 0 LOB: 0 BB: 0 P: 3	R: 0 E: 0 K: 3 S: 11	H: 2 LOB: 2 BB: 0 P: 11	R: 1 E: 0 K: 0 S: 4	H: 1 LOB: 0 BB: 0 P: 4	R: 0 E: 0 K: 0 S: 3	H: 0 LOB: 0 BB: 0 P: 3	R: 2 E: 1 K: 1 S: 7	H: 2 LOB: 1 BB: 1 P: 11		1B: 4 2B: 2 3B: 1 HR: 1	SF: 0 SAC: 0 DP: 1 HBP: 0	WP: 1 PB: 0 SB: 1 CS: 0	PA: 37						
PITCHER	IP	WLS	BF	H	R	ER	SO	BB	IBB	HBP	BLK	WP	HR	S	P	ERA	WHIP										
Bill Laskey, R ERA: 4.3 Tim Burke, R ERA: 1.78 Jack O'Connor, L ERA: 5.54 Randy St. Claire, R ERA: 3.13 (1, 1) (7, 1) (8, 1) (9, 1)	0.0	L	0	0	0	0	0	0	0	0	0	0	0	0	0	∞	∞										

Batter	1	2	3	4	5	6	7	8	9	AB	R	H	RBI	BB	SO	LOB	BOTTOM										
Tim Raines, S OBP: 0.387, SLG: 0.443 (1, 7)										4	1	1	0	1	1	1	San Francisco Giants @ Montreal Expos Olympic Stadium, Montreal, QB Mon Aug 26 1985, 7:05 PM EDT Att: 13,064 - Overcast										
Vance Law, R OBP: 0.362, SLG: 0.403 (1, 4)										5	1	2	1	0	2	2											
Andre Dawson, R OBP: 0.308, SLG: 0.434 (1, 9)										5	0	1	0	0	1	4											
Hubie Brooks, R OBP: 0.313, SLG: 0.414 (1, 6)										4	2	1	1	0	0	3											
Tim Wallach, R OBP: 0.311, SLG: 0.426 (1, 5)										4	0	2	1	0	1	0											
Andres Galarraga, R OBP: 0.288, SLG: 0.286 Terry Francona, L OBP: 0.327, SLG: 0.370 (1, 3) (8, PH) (9, PH)										3	0	1	0	0	0	1											
Mitch Webster, S OBP: 0.284, SLG: 0.414 (1, 8)										3	0	0	0	1	0	3											
Mike Fitzgerald, R OBP: 0.296, SLG: 0.285 Razor Shines, S OBP: 0.143, SLG: 0.118 Sal Butera, R OBP: 0.273, SLG: 0.310 (1, 2) (8, PH) (9, 2)										2	0	0	0	1	0	0											
Bill Laskey, R OBP: 0.291, SLG: 0.118 Tim Burke, R OBP: 0.167, SLG: 0.167 U.L. Washington, S OBP: 0.247, SLG: 0.379 Jack O'Connor, L OBP: 0.405, SLG: 0.299 Randy St. Claire, R OBP: 0.310, SLG: 0.390 (1, 1) (7, 1) (8, 1) (9, 1)										2	0	0	0	0	2	2											
Inning Stats	R: 1 E: 0 K: 0 S: 4	H: 2 LOB: 0 BB: 0 P: 4	R: 0 E: 1 K: 1 S: 6	H: 0 LOB: 2 BB: 1 P: 10	R: 0 E: 0 K: 1 S: 5	H: 0 LOB: 0 BB: 0 P: 9	R: 0 E: 0 K: 1 S: 5	H: 1 LOB: 0 BB: 0 P: 5	R: 0 E: 0 K: 1 S: 5	H: 0 LOB: 0 BB: 0 P: 5	R: 2 E: 0 K: 0 S: 6	H: 3 LOB: 1 BB: 0 P: 6	R: 0 E: 0 K: 1 S: 5	H: 0 LOB: 0 BB: 0 P: 5	R: 1 E: 0 K: 1 S: 8	H: 3 LOB: 3 BB: 1 P: 12		R: 0 E: 0 K: 2 S: 8	H: 1 LOB: 1 BB: 0 P: 8	1B: 7 2B: 3 3B: 1 HR: 0	SF: 0 SAC: 0 DP: 2 HBP: 0	WP: 2 PB: 0 SB: 0 CS: 0	PA: 39				
PITCHER	IP	WLS	BF	H	R	ER	SO	BB	IBB	HBP	BLK	WP	HR	S	P	ERA	WHIP										
Dave LaPoint, L ERA: 3.1 Scott Garrelts, R ERA: 1.61 (1, 1) (8, 1)	7.0	W	28	6	3	3	5	2	0	0	0	2	0	36	44	3.86	1.143										


Batter	1	2	3	4	5	6	7	8	9	AB	R	H	RBI	BB	SO	LOB	TOP		
Brad Wellman, R (1, 5) OBP: 0.274, SLG: 0.320	0-3 K		0-0 CS 1B		0-3 K			0-3 K	0-0 E9 3B	5	1	2	3	0	3	0	San Francisco Giants @ Montreal Expos Olympic Stadium, Montreal, QB Tue Aug 27 1985, 7:05 PM EDT Att: 13,341 - Unknown		
Manny Trillo, R (1, 4) OBP: 0.285, SLG: 0.292	0-0 6-3		0-0 5-3			0-0 1B		0-0 5-3	1-1 2-2 3-1 1B BB	4	0	1	0	1	0	1			
Chili Davis, S (1, 8) OBP: 0.346, SLG: 0.408	0-0 3-1		4-0 BB			0-3 K		4-0 FC1-6 BB	0-3 K	3	0	0	0	2	2	2			
Dan Driessen, L (1, 3) OBP: 0.315, SLG: 0.360		0-0 BB 1B	0-0 G3			0-3 K		0-0 FC1-6	0-0 1-3 1B	5	1	2	0	0	1	3			
Joel Youngblood, R (1, 9) OBP: 0.346, SLG: 0.339		4-0 BB 1B		0-0 F4		0-0 F9			1-3 SH3-4 1B F9	4	1	1	0	1	0	3			
Ron Roenicke, S (1, 7) OBP: 0.388, SLG: 0.297		0-3 K		0-3 K			0-0 F2		0-0 SH3-4	3	0	0	0	0	2	2			
Alex Trevino, R (1, 2) OBP: 0.292, SLG: 0.361		0-0 F4		0-0 5-3			0-0 5-3		4-0 HBP E BB	3	1	0	0	1	0	2			
Jose Uribe, S (1, 6) OBP: 0.277, SLG: 0.303		0-0 1-3 2-H 1B		0-0 F7			4-0 E S BB		0-0 HBP E 1B	3	1	2	1	1	0	0			
Vida Blue, S (1, 1) OBP: 0.190, SLG: 0.150		0-0 F8		0-3 K			0-0 F7		1-0 1-2 2-3 3-H E HBP	2	0	0	0	0	1	2			
Dan Gladden, R (7, PH) OBP: 0.298, SLG: 0.306										1	0	0	0	0	0	1			
Greg Minton, S (7, 1) OBP: 0.304, SLG: 0.364										0	0	0	0	0	0	0			
David Green, R (9, PH) OBP: 0.300, SLG: 0.400										0	1	0	1	0	0	0			
Mark Davis, L (9, 1) OBP: 0.200, SLG: 0.400										0	0	0	0	0	0	0			
Inning Stats	R: 0 E: 0 K: 1 S: 5	H: 0 LOB: 0 BB: 0 P: 5	R: 1 E: 0 K: 1 S: 7	H: 2 LOB: 2 BB: 1 P: 11	R: 0 E: 0 K: 0 S: 3	H: 1 LOB: 1 BB: 1 P: 7	R: 0 E: 0 K: 1 S: 5	H: 0 LOB: 0 BB: 0 P: 5	R: 0 E: 0 K: 2 S: 8	H: 1 LOB: 1 BB: 0 P: 8	R: 0 E: 0 K: 0 S: 3	H: 0 LOB: 1 BB: 1 P: 7	R: 0 E: 0 K: 1 S: 5	H: 0 LOB: 1 BB: 1 P: 9	R: 5 E: 1 K: 1 S: 9	H: 4 LOB: 2 BB: 2 P: 18	1B: 7 2B: 0 3B: 1 HR: 0	SF: 0 SAC: 1 DP: 0 HBP: 1	WP: 0 PA: 41 PB: 0 SB: 1 CS: 1
PITCHER	IP WLS BF H R ER SO BB IBB HBP BLK WP HR S P ERA WHIP																		
Floyd Youmans, R (1, 1) ERA: 1.66	7.0		27	4	1	1	7	3	0	0	0	0	0	0	38	50	1.29	1.000	
Jeff Reardon, R (8, 1) ERA: 3.25	1.1	L	11	3	5	5	1	3	0	1	0	0	0	0	9	22	33.75	4.500	
Tim Burke, R (9, 1) ERA: 1.77	0.2		3	1	0	0	1	0	0	0	0	0	0	0	5	5	0.00	1.500	

Batter	1	2	3	4	5	6	7	8	9	AB	R	H	RBI	BB	SO	LOB	BOTTOM		
Tim Raines, S (1, 7) OBP: 0.388, SLG: 0.443	0-0 F8		0-0 5-3		4-0 BB BB		0-0 1-2 1B			3	0	1	0	1	0	1	San Francisco Giants @ Montreal Expos Olympic Stadium, Montreal, QB Tue Aug 27 1985, 7:05 PM EDT Att: 13,341 - Unknown		
Vance Law, R (1, 4) OBP: 0.361, SLG: 0.400	0-0 F8		0-0 5-3		4-0 1-2 2-3 3-H BB		0-0 6-3			3	0	0	1	1	0	3			
Andre Dawson, R (1, 9) OBP: 0.305, SLG: 0.430	0-0 L5			0-0 F9		0-3 K		0-3 K		4	0	0	0	0	2	3			
Hubie Brooks, R (1, 6) OBP: 0.310, SLG: 0.411		0-0 5-3		0-0 F4		0-0 F8		0-0 6-3		4	0	0	0	0	0	0			
Tim Wallach, R (1, 5) OBP: 0.310, SLG: 0.423		4-0 FC5-6-4 BB		0-0 F3		0-0 F4		0-0 F7		3	0	0	0	1	0	0			
Andres Galaraga, R (1, 3) OBP: 0.182, SLG: 0.182		0-0 FC5-6-4 1-2 FC5-4		0-3 K		0-0 6-3			0-0 5-3	4	0	0	0	0	1	1			
Mitch Webster, S (1, 8) OBP: 0.284, SLG: 0.403		0-0 FC5-4 1-2		4-0 BB 1B BB		0-0 4-3			0-0 5-3	3	1	0	0	1	0	1			
Sal Butera, R (1, 2) OBP: 0.291, SLG: 0.319			4-0 BB SH3-4		0-0 BB SH3-4 1B		0-0 F3		0-0 5-3	1	0	1	0	1	0	0			
Razor Shines, S (7, PH) OBP: 0.139, SLG: 0.114					0-0 SH3-4		4-0 1B			1	0	0	0	0	0	0			
Mike Fitzgerald, R (8, 2) OBP: 0.295, SLG: 0.284					0-0 SH3-4					1	0	0	0	0	0	0			
Floyd Youmans, R (1, 1) ERA: 4.7					0-0 SH3-4		0-0 1B			0	0	0	0	0	0	0			
Scot Thompson, L (7, PH) OBP: 0.285, SLG: 0.285					1-2					0	0	0	0	0	0	0			
Jeff Reardon, R (8, 1) OBP: 0.167, SLG: 0.167										0	0	0	0	0	0	0			
Tim Burke, R (9, 1) OBP: 0.167, SLG: 0.167										0	0	0	0	0	0	0			
Inning Stats	R: 0 E: 0 K: 0 S: 3	H: 0 LOB: 0 BB: 0 P: 3	R: 0 E: 0 K: 0 S: 3	H: 0 LOB: 1 BB: 1 P: 7	R: 0 E: 0 K: 0 S: 3	H: 0 LOB: 0 BB: 0 P: 3	R: 1 E: 0 K: 2 S: 8	H: 1 LOB: 3 BB: 3 P: 20	R: 0 E: 0 K: 0 S: 3	H: 0 LOB: 0 BB: 0 P: 3	R: 0 E: 0 K: 1 S: 5	H: 1 LOB: 2 BB: 1 P: 8	R: 0 E: 0 K: 1 S: 5	H: 0 LOB: 0 BB: 0 P: 5	R: 0 E: 0 K: 0 S: 3	H: 0 LOB: 0 BB: 0 P: 3	1B: 2 2B: 0 3B: 0 HR: 0	SF: 0 SAC: 2 DP: 0 HBP: 0	WP: 0 PA: 35 PB: 0 SB: 0 CS: 0
PITCHER	IP WLS BF H R ER SO BB IBB HBP BLK WP HR S P ERA WHIP																		
Vida Blue, L (1, 1) ERA: 4.7	6.0		24	1	1	1	2	5	0	0	0	0	0	0	23	43	1.50	1.000	
Greg Minton, R (7, 1) ERA: 3.42	2.0	W	8	1	0	0	1	1	0	0	0	0	0	0	9	13	0.00	1.000	
Mark Davis, L (9, 1) ERA: 2.79	1.0		3	0	0	0	0	0	0	0	0	0	0	3	3	0.00	0.000		

AB	33
R	6
H	8
RBI	5
BB	6
SO	9
LOB	16




Batter	1	2	3	4	5	6	7	8	9	AB	R	H	RBI	BB	SO	LOB	TOP
Tim Raines, S <small>OBP: 0.390, SLG: 0.451</small> (1, 7)										4	2	1	1	1	0	1	Montreal Expos @ San Diego Padres Jack Murphy Stadium, San Diego, CA Sat Aug 31 1985, 10:05 PM EDT Att: 43,065 - Unknown
Vance Law, R <small>OBP: 0.361, SLG: 0.403</small> (1, 4)										3	2	1	2	2	0	1	
Andre Dawson, R <small>OBP: 0.306, SLG: 0.431</small> Mitch Webster, S <small>OBP: 0.261, SLG: 0.395</small> (8, 9)										4	1	1	1	0	1	1	
Hubie Brooks, R <small>OBP: 0.305, SLG: 0.405</small> (1, 6)										3	0	0	1	0	1	1	
Terry Francona, L <small>OBP: 0.337, SLG: 0.396</small> (1, 3)										4	1	2	1	0	0	0	
Tim Lincecum, R <small>OBP: 0.309, SLG: 0.420</small> (1, 5)										4	0	1	0	0	0	0	
Herm Winningham, L <small>OBP: 0.311, SLG: 0.346</small> (1, 8)										3	0	0	0	1	2	1	
Mike Fitzgerald, R <small>OBP: 0.300, SLG: 0.291</small> (1, 2)										3	1	1	0	1	1	1	
Bill Gullickson, R <small>OBP: 0.173, SLG: 0.212</small> (1, 1)										3	0	1	0	0	1	1	
Inning Stats	R: 0 H: 0 E: 0 LOB: 0 K: 0 BB: 0 S: 3 P: 3	R: 1 H: 1 E: 0 LOB: 0 K: 0 BB: 0 S: 4 P: 4	R: 2 H: 2 E: 0 LOB: 0 K: 2 BB: 0 S: 9 P: 9	R: 0 H: 2 E: 0 LOB: 1 K: 1 BB: 0 S: 6 P: 6	R: 4 H: 2 E: 0 LOB: 0 K: 0 BB: 2 S: 5 P: 13	R: 0 H: 1 E: 0 LOB: 1 K: 1 BB: 0 S: 6 P: 6	R: 0 H: 0 E: 0 LOB: 1 K: 1 BB: 1 S: 5 P: 9	R: 0 H: 0 E: 0 LOB: 1 K: 0 BB: 1 S: 3 P: 7	R: 0 H: 0 E: 0 LOB: 1 K: 1 BB: 1 S: 5 P: 9	1B: 4 SF: 1 2B: 2 SAC: 1 3B: 0 DP: 0 HR: 2 HBP: 0	WP: 1 PA: 39 FB: 0 SB: 1 CS: 0						
PITCHER	IP WLS BF H R ER SO BB IBB HBP BLK WP HR S P ERA WHIP											IP WLS BF H R ER SO BB IBB HBP BLK WP HR S P ERA WHIP					
Eric Show, R <small>ERA: 3.26</small> (1, 1)	3.0 L 12 3 3 3 2 0 0 0 0 0 0 2 16 16 9.00 1.000																
Craig Lefferts, L <small>ERA: 3.34</small> (4, 1)	1.1 8 3 3 3 1 2 0 0 0 0 0 0 8 16 20.25 3.750																
Roy Lee Jackson, R <small>ERA: 2.05</small> (5, 1)	0.2 3 1 1 0 0 0 0 0 0 0 0 0 3 3 0.00 1.500																
Gene Walter, L <small>ERA: 3.86</small> (6, 1)	2.0 8 1 0 0 2 1 0 0 0 0 0 0 11 15 0.00 1.000																
Tim Stoddard, R <small>ERA: 4.53</small> (8, 1)	2.0 8 0 0 0 1 2 0 0 0 0 1 0 8 16 0.00 1.000																
Batter	1	2	3	4	5	6	7	8	9	AB	R	H	RBI	BB	SO	LOB	BOTTOM
Garry Templeton, S <small>OBP: 0.338, SLG: 0.376</small> (1, 6)										4	0	0	0	0	1	0	Montreal Expos @ San Diego Padres Jack Murphy Stadium, San Diego, CA Sat Aug 31 1985, 10:05 PM EDT Att: 43,065 - Unknown
Tony Gwynn, L <small>OBP: 0.350, SLG: 0.402</small> (1, 9)										4	1	2	0	0	0	0	
Steve Garvey, R <small>OBP: 0.304, SLG: 0.430</small> (1, 3)										4	0	1	0	0	1	2	
Graig Nettles, L <small>OBP: 0.369, SLG: 0.426</small> (1, 5)										4	0	1	0	0	1	1	
Terry Kennedy, L <small>OBP: 0.291, SLG: 0.379</small> Tim Stoddard, R <small>ERA: 4.53</small> (8, 1)										3	0	1	1	0	0	0	
Kurt Bevacqua, R <small>OBP: 0.348, SLG: 0.356</small> (9, PH)										1	0	0	0	0	0	0	
Carmelo Martinez, R <small>OBP: 0.347, SLG: 0.435</small> (1, 7)										4	0	0	0	0	0	2	
Kevin McReynolds, R <small>OBP: 0.286, SLG: 0.375</small> (1, 8)										3	0	1	0	0	0	2	
Tim Flannery, L <small>OBP: 0.386, SLG: 0.360</small> (1, 4)										3	0	0	0	0	0	1	
Eric Show, R <small>OBP: 0.102, SLG: 0.102</small> Bobby Brown, S <small>OBP: 0.201, SLG: 0.194</small> Craig Lefferts, L <small>OBP: 0.226, SLG: 0.290</small> Roy Lee Jackson, R <small>OBP: 0.292, SLG: 0.298</small> Al Bumbry, L <small>OBP: 0.207, SLG: 0.493</small> Gene Walter, L <small>OBP: 0.307, SLG: 0.493</small> Bruce Bochy, R <small>OBP: 0.307, SLG: 0.493</small> (1, 1) (3, PH) (4, 1) (5, 1) (5, PH) (6, 1) (7, PH) (8, 2)	R: 0 H: 1 E: 0 LOB: 1 K: 0 BB: 0 S: 4 P: 4											R: 0 H: 0 E: 0 LOB: 0 K: 0 BB: 0 S: 3 P: 3					
Inning Stats	R: 0 H: 1 E: 0 LOB: 1 K: 0 BB: 0 S: 4 P: 4	R: 0 H: 0 E: 0 LOB: 0 K: 0 BB: 0 S: 3 P: 3	R: 0 H: 0 E: 0 LOB: 0 K: 0 BB: 0 S: 3 P: 3	R: 1 H: 3 E: 0 LOB: 2 K: 0 BB: 0 S: 6 P: 6	R: 0 H: 0 E: 0 LOB: 0 K: 0 BB: 0 S: 3 P: 3	R: 0 H: 1 E: 0 LOB: 0 K: 0 BB: 0 S: 3 P: 3	R: 0 H: 1 E: 1 LOB: 2 K: 0 BB: 0 S: 5 P: 5	R: 0 H: 0 E: 0 LOB: 0 K: 2 BB: 0 S: 7 P: 7	R: 0 H: 0 E: 0 LOB: 0 K: 1 BB: 0 S: 5 P: 5	1B: 6 SF: 0 2B: 0 SAC: 0 3B: 0 DP: 1 HR: 0 HBP: 0	WP: 0 PA: 33 FB: 0 SB: 0 CS: 0						
PITCHER	IP WLS BF H R ER SO BB IBB HBP BLK WP HR S P ERA WHIP											IP WLS BF H R ER SO BB IBB HBP BLK WP HR S P ERA WHIP					
Bill Gullickson, R <small>ERA: 3.13</small> (1, 1)	9.0 W 33 6 1 1 3 0 0 0 0 0 0 0 39 39 1.00 0.667																

Batter	1	2	3	4	5	6	7	8	9	AB	R	H	RBI	BB	SO	LOB	TOP								
Tim Raines, S (1, 7) OBP: 0.390, SLG: 0.452	0-3 K			0-0 F9 2B		0-0 SH4-3		0-0 F8	3 0 1 0 0 1 0								Montreal Expos @ San Diego Padres Jack Murphy Stadium, San Diego, CA Sun Sep 01 1985, 6:33 AM EDT Att: 16,887 - Unknown								
Vance Law, R (1, 4) OBP: 0.360, SLG: 0.402	0-0 1-3			0-0 F9		0-0 G5-4-3 1B		0-0 6-3	4 0 1 1 0 0 1																
Andre Dawson, R (1, 9) OBP: 0.303, SLG: 0.427	0-0 1-3			0-0 F7		G5-4-3 1B		0-0 6-3	4 0 0 0 0 0 3																
Hubie Brooks, R (1, 6) OBP: 0.306, SLG: 0.403		4-0 G4-6-3 BB		0-0 F8				0-0 P4	2 0 0 0 1 0 1																
Terry Francona, L (1, 3) OBP: 0.332, SLG: 0.390		0-0 G4-6-3		0-0 F9				0-0 F8	3 0 0 0 0 0 1																
Tim Wallach, R (1, 5) OBP: 0.307, SLG: 0.417		0-0 5-3		0-0 P4				0-3 K	3 0 0 0 0 1 0																
Herm Winningham, L (1, 8) OBP: 0.308, SLG: 0.342			0-0 4-3		0-0 G1			0-0 F2	3 0 0 0 0 0 0																
Sal Butera, R (1, 2) OBP: 0.296, SLG: 0.324			0-3 K					0-0 1-3	2 1 1 0 0 1 0																
Mitch Webster, S (8, PH) OBP: 0.259, SLG: 0.392						0-0 SH4-3 BB 1B			1 0 0 0 0 0 0																
Mike Fitzgerald, R (8, 2) OBP: 0.300, SLG: 0.291									0 0 0 0 0 0 0																
Floyd Youmans, R (1, 1) OBP: 0.162, SLG: 0.114						0-0 SH4-3 BB			1 0 0 0 0 0 0																
Razor Shines, S (8, PH) OBP: 0.264, SLG: 0.282									0 0 0 0 0 1 0																
Bert Roberge, R (6, 1) OBP: 0.429, SLG: 0.200									0 0 0 0 0 0 0																
Scot Thompson, L (8, PH) OBP: 0.264, SLG: 0.282									1 0 0 0 0 0 0																
Randy St. Claire, R (8, 1) OBP: 0.429, SLG: 0.200									0 0 0 0 0 0 0																
Inning Stats	R: 0 E: 0 K: 1 S: 5	H: 0 LOB: 0 BB: 0 P: 5	R: 0 E: 0 K: 0 S: 2	H: 0 LOB: 0 BB: 1 P: 6	R: 0 E: 0 K: 1 S: 5	H: 0 LOB: 0 BB: 0 P: 5	R: 0 E: 0 K: 0 S: 4	H: 1 LOB: 1 BB: 0 P: 4	R: 0 E: 0 K: 0 S: 3	H: 0 LOB: 0 BB: 0 P: 3	R: 1 E: 0 K: 0 S: 4	H: 2 LOB: 1 BB: 1 P: 8	R: 0 E: 0 K: 1 S: 5	H: 0 LOB: 0 BB: 0 P: 5	R: 0 E: 0 K: 0 S: 3	H: 0 LOB: 0 BB: 0 P: 3	R: 0 E: 0 K: 0 S: 3	H: 0 LOB: 0 BB: 0 P: 3	1B: 2 2B: 1 3B: 0 HR: 0	SF: 0 SAC: 1 DP: 2 HBP: 0	WP: 0 PB: 0 SB: 0 CS: 0	PA: 30			
PITCHER	IP WLS BF H R ER SO BB IBB HBP BLK WP HR S P ERA WHIP	IP WLS BF H R ER SO BB IBB HBP BLK WP HR S P ERA WHIP	IP WLS BF H R ER SO BB IBB HBP BLK WP HR S P ERA WHIP	IP WLS BF H R ER SO BB IBB HBP BLK WP HR S P ERA WHIP	IP WLS BF H R ER SO BB IBB HBP BLK WP HR S P ERA WHIP	IP WLS BF H R ER SO BB IBB HBP BLK WP HR S P ERA WHIP	IP WLS BF H R ER SO BB IBB HBP BLK WP HR S P ERA WHIP	IP WLS BF H R ER SO BB IBB HBP BLK WP HR S P ERA WHIP	IP WLS BF H R ER SO BB IBB HBP BLK WP HR S P ERA WHIP	IP WLS BF H R ER SO BB IBB HBP BLK WP HR S P ERA WHIP	IP WLS BF H R ER SO BB IBB HBP BLK WP HR S P ERA WHIP	IP WLS BF H R ER SO BB IBB HBP BLK WP HR S P ERA WHIP	IP WLS BF H R ER SO BB IBB HBP BLK WP HR S P ERA WHIP	IP WLS BF H R ER SO BB IBB HBP BLK WP HR S P ERA WHIP	IP WLS BF H R ER SO BB IBB HBP BLK WP HR S P ERA WHIP	IP WLS BF H R ER SO BB IBB HBP BLK WP HR S P ERA WHIP	IP WLS BF H R ER SO BB IBB HBP BLK WP HR S P ERA WHIP	IP WLS BF H R ER SO BB IBB HBP BLK WP HR S P ERA WHIP	IP WLS BF H R ER SO BB IBB HBP BLK WP HR S P ERA WHIP	IP WLS BF H R ER SO BB IBB HBP BLK WP HR S P ERA WHIP	IP WLS BF H R ER SO BB IBB HBP BLK WP HR S P ERA WHIP	IP WLS BF H R ER SO BB IBB HBP BLK WP HR S P ERA WHIP	IP WLS BF H R ER SO BB IBB HBP BLK WP HR S P ERA WHIP	IP WLS BF H R ER SO BB IBB HBP BLK WP HR S P ERA WHIP	
Andy Hawkins, R (1, 1) ERA: 2.98	5.1 W 20 3 1 1 2 2 0 0 0 0 0 0 0 0 1.69 0.938	5.1 W 20 3 1 1 2 2 0 0 0 0 0 0 0 0 1.69 0.938	5.1 W 20 3 1 1 2 2 0 0 0 0 0 0 0 0 1.69 0.938	5.1 W 20 3 1 1 2 2 0 0 0 0 0 0 0 0 1.69 0.938	5.1 W 20 3 1 1 2 2 0 0 0 0 0 0 0 0 1.69 0.938	5.1 W 20 3 1 1 2 2 0 0 0 0 0 0 0 0 1.69 0.938	5.1 W 20 3 1 1 2 2 0 0 0 0 0 0 0 0 1.69 0.938	5.1 W 20 3 1 1 2 2 0 0 0 0 0 0 0 0 1.69 0.938	5.1 W 20 3 1 1 2 2 0 0 0 0 0 0 0 0 1.69 0.938	5.1 W 20 3 1 1 2 2 0 0 0 0 0 0 0 0 1.69 0.938	5.1 W 20 3 1 1 2 2 0 0 0 0 0 0 0 0 1.69 0.938	5.1 W 20 3 1 1 2 2 0 0 0 0 0 0 0 0 1.69 0.938	5.1 W 20 3 1 1 2 2 0 0 0 0 0 0 0 0 1.69 0.938	5.1 W 20 3 1 1 2 2 0 0 0 0 0 0 0 0 1.69 0.938	5.1 W 20 3 1 1 2 2 0 0 0 0 0 0 0 0 1.69 0.938	5.1 W 20 3 1 1 2 2 0 0 0 0 0 0 0 0 1.69 0.938	5.1 W 20 3 1 1 2 2 0 0 0 0 0 0 0 0 1.69 0.938	5.1 W 20 3 1 1 2 2 0 0 0 0 0 0 0 0 1.69 0.938	5.1 W 20 3 1 1 2 2 0 0 0 0 0 0 0 0 1.69 0.938	5.1 W 20 3 1 1 2 2 0 0 0 0 0 0 0 0 1.69 0.938	5.1 W 20 3 1 1 2 2 0 0 0 0 0 0 0 0 1.69 0.938	5.1 W 20 3 1 1 2 2 0 0 0 0 0 0 0 0 1.69 0.938	5.1 W 20 3 1 1 2 2 0 0 0 0 0 0 0 0 1.69 0.938	5.1 W 20 3 1 1 2 2 0 0 0 0 0 0 0 0 1.69 0.938	5.1 W 20 3 1 1 2 2 0 0 0 0 0 0 0 0 1.69 0.938
Lance McCullers, R (6, 1) ERA: 1.53	3.2 S 10 0 0 0 1 0 0 0 0 0 0 0 0 0.00 0.000	3.2 S 10 0 0 0 1 0 0 0 0 0 0 0 0 0.00 0.000	3.2 S 10 0 0 0 1 0 0 0 0 0 0 0 0 0.00 0.000	3.2 S 10 0 0 0 1 0 0 0 0 0 0 0 0 0.00 0.000	3.2 S 10 0 0 0 1 0 0 0 0 0 0 0 0 0.00 0.000	3.2 S 10 0 0 0 1 0 0 0 0 0 0 0 0 0.00 0.000	3.2 S 10 0 0 0 1 0 0 0 0 0 0 0 0 0.00 0.000	3.2 S 10 0 0 0 1 0 0 0 0 0 0 0 0 0.00 0.000	3.2 S 10 0 0 0 1 0 0 0 0 0 0 0 0 0.00 0.000	3.2 S 10 0 0 0 1 0 0 0 0 0 0 0 0 0.00 0.000	3.2 S 10 0 0 0 1 0 0 0 0 0 0 0 0 0.00 0.000	3.2 S 10 0 0 0 1 0 0 0 0 0 0 0 0 0.00 0.000	3.2 S 10 0 0 0 1 0 0 0 0 0 0 0 0 0.00 0.000	3.2 S 10 0 0 0 1 0 0 0 0 0 0 0 0 0.00 0.000	3.2 S 10 0 0 0 1 0 0 0 0 0 0 0 0 0.00 0.000	3.2 S 10 0 0 0 1 0 0 0 0 0 0 0 0 0.00 0.000	3.2 S 10 0 0 0 1 0 0 0 0 0 0 0 0 0.00 0.000	3.2 S 10 0 0 0 1 0 0 0 0 0 0 0 0 0.00 0.000	3.2 S 10 0 0 0 1 0 0 0 0 0 0 0 0 0.00 0.000	3.2 S 10 0 0 0 1 0 0 0 0 0 0 0 0 0.00 0.000	3.2 S 10 0 0 0 1 0 0 0 0 0 0 0 0 0.00 0.000	3.2 S 10 0 0 0 1 0 0 0 0 0 0 0 0 0.00 0.000	3.2 S 10 0 0 0 1 0 0 0 0 0 0 0 0 0.00 0.000	3.2 S 10 0 0 0 1 0 0 0 0 0 0 0 0 0.00 0.000	3.2 S 10 0 0 0 1 0 0 0 0 0 0 0 0 0.00 0.000
Batter	1	2	3	4	5	6	7	8	9	AB	R	H	RBI	BB	SO	LOB	BOTTOM								
Garry Templeton, S (1, 6) OBP: 0.339, SLG: 0.376	0-0 FC6-4 1B	0-0 S 1B		0-0 4-3		0-0 G3		0-0 F7	5 0 2 2 0 0 3								Montreal Expos @ San Diego Padres Jack Murphy Stadium, San Diego, CA Sun Sep 01 1985, 6:33 AM EDT Att: 16,887 - Unknown								
Tony Gwynn, L (1, 9) OBP: 0.348, SLG: 0.399	0-0 FC6-4 1B	0-0 3-1			0-0 F7	0-0 F5			4 1 0 0 0 0 3																
Steve Garvey, R (1, 3) OBP: 0.303, SLG: 0.428	0-0 F9		0-0 6-3		0-0 BB SF8 1B			0-0 5-3	4 1 1 0 0 0 1																
Graig Nettles, L (1, 5) OBP: 0.370, SLG: 0.427	0-0 1B		0-0 L3		0-0 BB 1B			0-0 F9	4 0 2 1 0 0 0																
Terry Kennedy, L (1, 2) OBP: 0.292, SLG: 0.379	0-3 K		0-3 K		0-0 BB			0-0 1B WP 1B	3 1 1 0 1 2 1																
Carmelo Martinez, R (1, 7) OBP: 0.349, SLG: 0.435		0-3 K		4-0 FC6-4 BB	0-0 SF8			0-0 WP 1B	2 0 1 1 1 1 0																
Kevin McReynolds, R (1, 8) OBP: 0.289, SLG: 0.314		4-0 SH5-4 BB 1B		4-0 FC6-4 BB	0-0 F3			0-0 5-3	2 1 0 0 2 0 3																
Tim Flannery, L (1, 4) OBP: 0.388, SLG: 0.359		4-0 SH5-4 BB 1B		0-0 F8		0-0 G3 SH3-4 1B		0-0 F8	3 1 1 0 1 0 2																
Andy Hawkins, R (1, 1) ERA: 2.98		0-0 SH5-4		0-0 FC6-4		0-0 SH3-4		0-3 K	1 0 0 0 0 0 2																
Lance McCullers, S (6, 1) ERA: 1.53		1-2 2-3		1-2 2-3					1 0 0 0 0 1 0																
Inning Stats	R: 1 E: 0 K: 1 S: 7	H: 2 LOB: 1 BB: 0 P: 7	R: 2 E: 0 K: 1 S: 6	H: 1 LOB: 1 BB: 2 P: 14	R: 0 E: 0 K: 1 S: 5	H: 0 LOB: 0 BB: 0 P: 5	R: 0 E: 0 K: 0 S: 3	H: 0 LOB: 2 BB: 2 P: 11	R: 1 E: 0 K: 0 S: 5	H: 2 LOB: 1 BB: 0 P: 9	R: 0 E: 0 K: 0 S: 4	H: 1 LOB: 1 BB: 0 P: 4	R: 1 E: 0 K: 0 S: 5	H: 2 LOB: 1 BB: 0 P: 5	R: 0 E: 0 K: 1 S: 5	H: 0 LOB: 0 BB: 0 P: 5	R: 0 E: 0 K: 1 S: 5	H: 0 LOB: 0 BB: 0 P: 5	1B: 8 2B: 0 3B: 0 HR: 0	SF: 1 SAC: 2 DP: 0 HBP: 0	WP: 2 PB: 0 SB: 1 CS: 0	PA: 37			
PITCHER	IP WLS BF H R ER SO BB IBB HBP BLK WP HR S P ERA WHIP	IP WLS BF H R ER SO BB IBB HBP BLK WP HR S P ERA WHIP	IP WLS BF H R ER SO BB IBB HBP BLK WP HR S P ERA WHIP	IP WLS BF H R ER SO BB IBB HBP BLK WP HR S P ERA WHIP	IP WLS BF H R ER SO BB IBB HBP BLK WP HR S P ERA WHIP	IP WLS BF H R ER SO BB IBB HBP BLK WP HR S P ERA WHIP	IP WLS BF H R ER SO BB IBB HBP BLK WP HR S P ERA WHIP	IP WLS BF H R ER SO BB IBB HBP BLK WP HR S P ERA WHIP	IP WLS BF H R ER SO BB IBB HBP BLK WP HR S P ERA WHIP	IP WLS BF H R ER SO BB IBB HBP BLK WP HR S P ERA WHIP	IP WLS BF H R ER SO BB IBB HBP BLK WP HR S P ERA WHIP	IP WLS BF H R ER SO BB IBB HBP BLK WP HR S P ERA WHIP	IP WLS BF H R ER SO BB IBB HBP BLK WP HR S P ERA WHIP	IP WLS BF H R ER SO BB IBB HBP BLK WP HR S P ERA WHIP	IP WLS BF H R ER SO BB IBB HBP BLK WP HR S P ERA WHIP	IP WLS BF H R ER SO BB IBB HBP BLK WP HR S P ERA WHIP	IP WLS BF H R ER SO BB IBB HBP BLK WP HR S P ERA WHIP	IP WLS BF H R ER SO BB IBB HBP BLK WP HR S P ERA WHIP	IP WLS BF H R ER SO BB IBB HBP BLK WP HR S P ERA WHIP	IP WLS BF H R ER SO BB IBB HBP BLK WP HR S P ERA WHIP	IP WLS BF H R ER SO BB IBB HBP BLK WP HR S P ERA WHIP	IP WLS BF H R ER SO BB IBB HBP BLK WP HR S P ERA WHIP	IP WLS BF H R ER SO BB IBB HBP BLK WP HR S P ERA WHIP	IP WLS BF H R ER SO BB IBB HBP BLK WP HR S P ERA WHIP	
Floyd Youmans, R (1, 1) ERA: 2.3	5.0 L 25 4 4 4 3 5 0 0 0 0 0 1 0 0 7.20 2.000	5.0 L 25 4 4 4 3 5 0 0 0 0 0 1 0 0 7.20 2.000	5.0 L 25 4 4 4 3 5 0 0 0 0 0 1 0 0 7.20 2.000	5.0 L 25 4 4 4 3 5 0 0 0 0 0 1 0 0 7.20 2.000	5.0 L 25 4 4 4 3 5 0 0 0 0 0 1 0 0 7.20 2.000	5.0 L 25 4 4 4 3 5 0 0 0 0 0 1 0 0 7.20 2.000	5.0 L 25 4 4 4 3 5 0 0 0 0 0 1 0 0 7.20 2.000	5.0 L 25 4 4 4 3 5 0 0 0 0 0 1 0 0 7.20 2.000	5.0 L 25 4 4 4 3 5 0 0 0 0 0 1 0 0 7.20 2.000	5.0 L 25 4 4 4 3 5 0 0 0 0 0 1 0 0 7.20 2.000	5.0 L 25 4 4 4 3 5 0 0 0 0 0 1 0 0 7.20 2.000	5.0 L 25 4 4 4 3 5 0 0 0 0 0 1 0 0 7.20 2.000	5.0 L 25 4 4 4 3 5 0 0 0 0 0 1 0 0 7.20 2.000	5.0 L 25 4 4 4 3 5 0 0 0 0 0 1 0 0 7.20 2.000	5.0 L 25 4 4 4 3 5 0 0 0 0 0 1 0 0 7.20 2.000	5.0 L 25 4 4 4 3 5 0 0 0 0 0 1 0 0 7.20 2.000	5.0 L 25 4 4 4 3 5 0 0 0 0 0 1 0 0 7.20 2.000	5.0 L 25 4 4 4 3 5 0 0 0 0 0 1 0 0 7.20 2.000	5.0 L 25 4 4 4 3 5 0 0 0 0 0 1 0 0 7.20 2.000	5.0 L 25 4 4 4 3 5 0 0 0 0 0 1 0 0 7.20 2.000	5.0 L 25 4 4 4 3 5 0 0 0 0 0 1 0 0 7.20 2.000	5.0 L 25 4 4 4 3 5 0 0 0 0 0 1 0 0 7.20 2.000	5.0 L 25 4 4 4 3 5 0 0 0 0 0 1 0 0 7.20 2.000	5.0 L 25 4 4 4 3 5 0 0 0 0 0 1 0 0 7.20 2.000	5.0 L 25 4 4 4 3 5 0 0 0 0 0 1 0 0 7.20 2.000
Bert Roberge, R (6, 1) ERA: 2.32	2.0 9 3 1 1 0 0 0 0 0 0 1 0 9 9 4.50 1.500	2.0 9 3 1 1 0 0 0 0 0 0 1 0 9 9 4.50 1.500	2.0 9 3 1 1 0 0 0 0 0 0 1 0 9 9 4.50 1.500	2.0 9 3 1 1 0 0 0 0 0 0 1 0 9 9 4.50 1.500	2.0 9 3 1 1 0 0 0 0 0 0 1 0 9 9 4.50 1.500	2.0 9 3 1 1 0 0 0 0 0 0 1 0 9 9 4.50 1.500	2.0 9 3 1 1 0 0 0 0 0 0 1 0 9 9 4.50 1.500	2.0 9 3 1 1 0 0 0 0 0 0 1 0 9 9 4.50 1.500	2.0 9 3 1 1 0 0 0 0 0 0 1 0 9 9 4.50 1.500	2.0 9 3 1 1 0 0 0 0 0 0 1 0 9 9 4.50 1.500	2.0 9 3 1 1 0 0 0 0 0 0 1 0 9 9 4.50 1.500	2.0 9 3 1 1 0 0 0 0 0 0 1 0 9 9 4.50 1.500	2.0 9 3 1 1 0 0 0 0 0 0 1 0 9 9 4.50 1.500	2.0 9 3 1 1 0 0 0 0 0 0 1 0 9 9 4.50 1.500	2.0 9 3 1 1 0 0 0 0 0 0 1 0 9 9 4.50 1.500	2.0 9 3 1 1 0 0 0 0 0 0 1 0 9 9 4.50 1.500	2.0 9 3 1 1 0 0 0 0 0 0 1 0 9 9 4.50 1.500	2.0 9 3 1 1 0 0 0 0 0 0 1 0 9 9 4.50 1.500	2.0 9 3 1 1 0 0 0 0 0 0 1 0 9 9 4.50 1.500	2.0 9 3 1 1 0 0 0 0 0 0 1 0 9 9 4.50 1.500	2.0 9 3 1 1 0 0 0 0 0 0 1 0 9 9 4.50 1.500	2.0 9 3 1 1 0 0 0 0 0 0 1 0 9 9 4.50 1.500	2.0 9 3 1 1 0 0 0 0 0 0 1 0 9 9 4.50 1.500	2.0 9 3 1 1 0 0 0 0 0 0 1 0 9 9 4.50 1.500	2.0 9 3 1 1 0 0 0 0 0 0 1 0 9 9 4.50 1.500
Randy St. Claire, R (8, 1) ERA: 3.07	1.0 3 0 0 0 0 1 0 0 0 0 0 0 5 5 0																								

Batter	1	2	3	4	5	6	7	8	9	AB	R	H	RBI	BB	SO	LOB	TOP					
Tim Raines, S OBP: 0.387, SLG: 0.447 (1, 7)	L4		K						L6	3	0	0	0	1	1	0						
Vance Law, R OBP: 0.356, SLG: 0.403 (1, 4)	F9			K					6-3	4	0	0	0	0	1	1						
Andre Dawson, R OBP: 0.304, SLG: 0.431 (1, 9)				K					1-3	4	0	1	0	0	1	1						
Hubie Brooks, R OBP: 0.307, SLG: 0.402 (1, 6)	6-3									3	0	1	0	0	0	1						
Terry Francona, L OBP: 0.326, SLG: 0.382 (1, 3)		F7		CS	6-3				G3	3	0	0	0	0	0	0						
Tim Lincecum, R OBP: 0.306, SLG: 0.414 (1, 5)		5-3							L4	3	0	1	0	0	0	0						
Herm Winningham, L OBP: 0.303, SLG: 0.336 (1, 8)					K					3	0	0	0	0	2	1						
Mike Fitzgerald, R OBP: 0.299, SLG: 0.289 (8, PH)			6-3							2	0	0	0	0	0	1						
Mitch Webster, S OBP: 0.265, SLG: 0.337 (8, 2)					5-3					1	0	1	0	0	0	0						
Sal Butera, R OBP: 0.293, SLG: 0.320 (8, 2)									G4-6-3 1B	0	0	0	0	0	0	0						
Bryn Smith, R OBP: 0.242, SLG: 0.270 (6, PH)										1	0	0	0	0	1	0						
Razon Shines, S OBP: 0.194, SLG: 0.106 (6, 1)										1	0	0	0	0	0	0						
Bill Laskey, R OBP: 0.211, SLG: 0.118 (6, 1)										0	0	0	0	0	0	0						
Jack O'Connor, L OBP: 0.211, SLG: 0.118 (6, 1)										0	0	0	0	0	0	0						
Bert Roberge, R OBP: 0.211, SLG: 0.118 (7, 1)										0	0	0	0	0	0	0						
Doug Frobel, L OBP: 0.211, SLG: 0.245 (6, PH)										1	0	0	0	0	0	1						
Gary Lucas, L OBP: 0.211, SLG: 0.245 (8, 1)										0	0	0	0	0	0	0						
Inning Stats	R: 0 E: 0 K: 0 S: 4	H: 1 LOB: 1 BB: 0 P: 4	R: 0 E: 0 K: 0 S: 3	H: 0 LOB: 0 BB: 0 P: 3	R: 0 E: 0 K: 2 S: 7	H: 0 LOB: 0 BB: 0 P: 7	R: 0 E: 0 K: 2 S: 7	H: 1 LOB: 1 BB: 0 P: 7	R: 0 E: 0 K: 1 S: 6	H: 1 LOB: 1 BB: 0 P: 6	R: 0 E: 0 K: 0 S: 3	H: 0 LOB: 1 BB: 1 P: 7	R: 0 E: 0 K: 0 S: 3	H: 0 LOB: 0 BB: 0 P: 3	R: 0 E: 0 K: 1 S: 5	H: 1 LOB: 1 BB: 0 P: 5	R: 0 E: 0 K: 0 S: 3	H: 0 LOB: 0 BB: 0 P: 3	1B: 4 2B: 0 3B: 0 HR: 0	SF: 0 SAC: 0 DP: 1 HBP: 0	WP: 0 PB: 0 SB: 0 CS: 1	PA: 31
PITCHER Orel Hershiser, R ERA: 2.18 (1, 1)	IP: 9.0 WLS: W BF: 30 H: 4 R: 0 ER: 0 SO: 6 BB: 1 IBB: 0 HBP: 0 BLK: 0 WP: 0 HR: 0 S: 41 P: 45 ERA: 0.00 WHIP: 0.556															PITCHER						

Montreal Expos @ Los Angeles Dodgers
Dodger Stadium, Los Angeles, CA
Tue Sep 03 1985, 7:05 PM PDT
Att: 27,292 - Unknown


AB	29
R	0
H	4
RBI	0
BB	1
SO	6
LOB	6



Batter	1	2	3	4	5	6	7	8	9	AB	R	H	RBI	BB	SO	LOB	BOTTOM					
Mariano Duncan, R OBP: 0.284, SLG: 0.338 (1, 6)	K		4-3		4-3					4	0	0	0	1	1	0						
Ken Landreaux, L OBP: 0.313, SLG: 0.423 (1, 8)					4-3					5	1	2	0	0	0	3						
Mike Marshall, R OBP: 0.326, SLG: 0.452 (1, 9)					4-3					4	0	0	0	0	2	3						
Pedro Guerrero, R OBP: 0.425, SLG: 0.603 (7, 3)										3	2	3	2	1	0	0						
Greg Brock, L OBP: 0.320, SLG: 0.420 (8, 3)										0	0	0	0	0	0	0						
Bill Madlock, R OBP: 0.330, SLG: 0.394 (1, 5)										4	1	2	0	0	0	3						
Mike Scioscia, L OBP: 0.409, SLG: 0.410 (1, 2)										3	0	0	1	1	0	2						
Len Matuszek, L OBP: 0.260, SLG: 0.319 (6, PH)										2	0	1	1	0	0	0						
Candy Maldonado, R OBP: 0.277, SLG: 0.323 (7, 7)										2	0	0	0	0	0	2						
Steve Sax, R OBP: 0.335, SLG: 0.295 (1, 4)										2	0	0	0	2	0	1						
Orel Hershiser, R OBP: 0.194, SLG: 0.169 (1, 1)										3	0	0	0	0	1	3						
Inning Stats	R: 1 E: 0 K: 2 S: 9	H: 2 LOB: 1 BB: 0 P: 9	R: 0 E: 0 K: 0 S: 3	H: 0 LOB: 0 BB: 0 P: 3	R: 0 E: 0 K: 1 S: 6	H: 1 LOB: 1 BB: 0 P: 6	R: 2 E: 0 K: 0 S: 6	H: 3 LOB: 1 BB: 0 P: 6	R: 0 E: 0 K: 1 S: 5	H: 0 LOB: 0 BB: 0 P: 5	R: 1 E: 0 K: 0 S: 5	H: 2 LOB: 2 BB: 1 P: 9	R: 0 E: 1 K: 0 S: 4	H: 0 LOB: 2 BB: 1 P: 8	R: 0 E: 0 K: 0 S: 3	H: 0 LOB: 3 BB: 3 P: 15	R: 0 E: 0 K: 0 S: 3	H: 0 LOB: 0 BB: 0 P: 15	1B: 6 2B: 1 3B: 0 HR: 1	SF: 0 SAC: 1 DP: 0 HBP: 0	WP: 0 PB: 1 SB: 4 CS: 0	PA: 38
PITCHER Bryn Smith, R ERA: 2.83 (6, 1)	IP: 5.0 WLS: L BF: 21 H: 6 R: 3 ER: 3 SO: 4 BB: 0 IBB: 0 HBP: 0 BLK: 0 WP: 0 HR: 0 S: 29 P: 29 ERA: 5.40 WHIP: 1.200															PITCHER						

Montreal Expos @ Los Angeles Dodgers
Dodger Stadium, Los Angeles, CA
Tue Sep 03 1985, 7:05 PM PDT
Att: 27,292 - Unknown

AB	32
R	4
H	8
RBI	4
BB	5
SO	4
LOB	17



Batter	1	2	3	4	5	6	7	8	9	AB	R	H	RBI	BB	SO	LOB	TOP			
Tim Raines, S OBP: 0.387, SLG: 0.449										5	0	2	0	0	0	1	Montreal Expos @ Los Angeles Dodgers Dodger Stadium, Los Angeles, CA Wed Sep 04 1985, 7:05 PM PDT Att: 29,338 - Unknown			
Vance Law, R OBP: 0.360, SLG: 0.407										5	0	3	0	0	0	2				
Andre Dawson, R OBP: 0.303, SLG: 0.428										3	0	0	0	1	1	3				
Hubie Brooks, R OBP: 0.306, SLG: 0.401										4	0	1	0	0	0	3				
Terry Francona, L OBP: 0.320, SLG: 0.374										4	0	0	0	0	0	3				
Tim Lincecum, R OBP: 0.310, SLG: 0.429										3	2	2	2	0	0	0				
Mitch Webster, S OBP: 0.264, SLG: 0.392										4	0	1	0	0	0	2				
Sal Butera, R OBP: 0.286, SLG: 0.312										2	0	0	0	0	1	1				
Razor Shines, S OBP: 0.150, SLG: 0.105										1	0	0	0	0	1	2				
Mike O'Berry, R										0	0	0	0	0	0	0				
Scot Thompson, L OBP: 0.267, SLG: 0.286										1	0	0	0	0	1	0				
John Dopson, L Herm Winningham, L Randy St. Claire, R U L Washington, S Tim Burke, R Doug Frobel, L										1	0	0	0	0	1	0				
Inning Stats	R: 0 E: 0 K: 0 S: 4	H: 2 LOB: 2 BB: 1 P: 8	R: 1 E: 0 K: 2 S: 8	H: 1 LOB: 0 BB: 0 P: 8	R: 0 E: 0 K: 0 S: 4	H: 2 LOB: 2 BB: 0 P: 4	R: 0 E: 0 K: 0 S: 4	H: 1 LOB: 1 BB: 0 P: 4	R: 0 E: 0 K: 1 S: 6	H: 0 LOB: 2 BB: 0 P: 7	R: 0 E: 0 K: 1 S: 6	H: 1 LOB: 1 BB: 0 P: 6	R: 1 E: 0 K: 0 S: 4	H: 1 LOB: 0 BB: 0 P: 4	R: 0 E: 0 K: 1 S: 6	H: 1 LOB: 1 BB: 0 P: 6	1B: 6 2B: 2 3B: 0 HR: 2	SF: 0 SAC: 0 DP: 1 HBP: 1	WP: 0 PB: 0 SB: 0 CS: 0	PA: 38
PITCHER	IP WLS BF H R ER SO BB IBB HBP BLK WP HR S P ERA WHIP																			
Bob Welch, R ERA: 2.28	(1, 1) 7.2 W 33 9 2 2 5 1 0 1 0 0 2 41 46 2.35 1.304																			
Tom Niedenfuer, R ERA: 1.97	(8, 1) 1.1 S 5 1 0 0 1 0 0 0 0 0 0 7 7 0.00 0.750																			

livebaseballscorecards.com

AB	36
R	2
H	10
RBI	2
BB	1
SO	6
LOB	17



Batter	1	2	3	4	5	6	7	8	9	AB	R	H	RBI	BB	SO	LOB	BOTTOM			
Mariano Duncan, R OBP: 0.284, SLG: 0.336										5	0	1	0	0	0	0	Montreal Expos @ Los Angeles Dodgers Dodger Stadium, Los Angeles, CA Wed Sep 04 1985, 7:05 PM PDT Att: 29,338 - Unknown			
Ken Landreaux, L OBP: 0.312, SLG: 0.420										5	1	1	0	0	2	2				
Mike Marshall, R OBP: 0.328, SLG: 0.455										4	1	2	1	0	0	2				
Pedro Guerrero, R OBP: 0.426, SLG: 0.600										2	1	0	0	2	0	2				
Bill Madlock, R OBP: 0.328, SLG: 0.390										4	0	0	0	0	1	3				
Mike Scioscia, L OBP: 0.407, SLG: 0.409										4	0	1	1	0	0	1				
Greg Brock, L OBP: 0.324, SLG: 0.430										3	1	2	2	1	0	0				
Steve Sax, R OBP: 0.339, SLG: 0.298										3	0	2	0	1	0	2				
Tom Niedenfuer, R OBP: 0.111, SLG: 0.111										0	0	0	0	0	0	0				
Bob Welch, R OBP: 0.250, SLG: 0.212										2	0	0	0	0	0	4				
Bob Bailor, R OBP: 0.282, SLG: 0.282										1	0	0	0	0	0	0				
Inning Stats	R: 0 E: 1 K: 0 S: 4	H: 0 LOB: 1 BB: 0 P: 4	R: 1 E: 0 K: 0 S: 5	H: 2 LOB: 1 BB: 0 P: 5	R: 3 E: 0 K: 1 S: 9	H: 4 LOB: 3 BB: 2 P: 17	R: 0 E: 0 K: 0 S: 4	H: 1 LOB: 1 BB: 0 P: 4	R: 0 E: 0 K: 0 S: 3	H: 0 LOB: 0 BB: 0 P: 3	R: 0 E: 0 K: 1 S: 7	H: 2 LOB: 2 BB: 0 P: 7	R: 0 E: 0 K: 0 S: 3	H: 0 LOB: 2 BB: 2 P: 11	R: 0 E: 0 K: 1 S: 5	H: 0 LOB: 0 BB: 0 P: 5	1B: 7 2B: 1 3B: 0 HR: 1	SF: 0 SAC: 1 DP: 0 HBP: 0	WP: 0 PB: 0 SB: 0 CS: 0	PA: 38
PITCHER	IP WLS BF H R ER SO BB IBB HBP BLK WP HR S P ERA WHIP																			
John Dopson, R ERA: 9.0	(1, 1) 4.0 L 22 7 4 4 1 2 0 0 0 0 0 10 10 9.00 2.250																			
Randy St. Claire, R ERA: 2.97	(5, 1) 2.0 8 2 0 0 1 0 0 0 0 0 0 10 10 0.00 1.000																			
Tim Burke, R ERA: 1.83	(7, 1) 2.0 8 0 0 0 1 1 1 0 0 0 0 8 16 0.00 0.500																			

livebaseballscorecards.com

AB	33
R	4
H	9
RBI	4
BB	4
SO	3
LOB	16



Batter	1	2	3	4	5	6	7	8	9	AB	R	H	RBI	BB	SO	LOB	TOP										
Tim Raines, S (1,7) OBP: 0.388, SLG: 0.455	E5	6-3		SF9			HR	FC5		4	1	2	2	0	0	2	Montreal Expos @ San Francisco Giants Candlestick Park, San Francisco, CA Sat Sep 07 1985, 6:33 AM EDT Att: 3,452 - Unknown livebaseballscorecards.com										
Vance Law, R (1,4) OBP: 0.353, SLG: 0.398	K		6-3	K			F9	FC5		5	0	0	0	0	2	3											
Andre Dawson, R (1,9) OBP: 0.303, SLG: 0.429 Hern Wittingham, L (7,8) OBP: 0.301, SLG: 0.333	F6			F8			E8	1B	3-1	4	2	1	0	0	0	2											
Hubie Brooks, R (1,6) OBP: 0.309, SLG: 0.404	F9			FC5-4			F7	FC6-4	F7	5	0	2	2	0	0	1											
Tim Wallach, R (1,5) OBP: 0.306, SLG: 0.425		F9	F4		5-3		F8	1B	K	5	0	0	0	0	1	2											
Andres Galaraga, R (1,3) OBP: 0.222, SLG: 0.176		1B	FC5-4		F4		FC6-4			4	1	1	0	0	0	2											
Mitch Webster, S (1,8) OBP: 0.284, SLG: 0.441	K			1B		L6-4				3	2	2	1	1	1	1											
Sal Butera, R (1,2) OBP: 0.286, SLG: 0.301				1B		L6-4		F5		3	1	1	0	1	0	1											
Floyd Youmans, R (1,1) OBP: 0.071, SLG: 0.071 Tim Burke, R (6,1) OBP: 0.125, SLG: 0.125	E1			E5		K		6-3		3	0	1	0	0	1	1											
Inning Stats	R: 0 E: 1 K: 1 S: 6	H: 0 LOB: 1 BB: 0 P: 6	R: 1 E: 1 K: 1 S: 7	H: 2 LOB: 2 BB: 1 P: 11	R: 1 E: 0 K: 0 S: 5	H: 2 LOB: 1 BB: 0 P: 5	R: 2 E: 1 K: 1 S: 8	H: 2 LOB: 1 BB: 0 P: 8	R: 0 E: 0 K: 0 S: 3	H: 0 LOB: 0 BB: 0 P: 3	R: 0 E: 0 K: 1 S: 4	H: 0 LOB: 0 BB: 1 P: 8	R: 2 E: 1 K: 0 S: 6	H: 2 LOB: 1 BB: 0 P: 6	R: 1 E: 0 K: 0 S: 5	H: 2 LOB: 1 BB: 0 P: 5		R: 0 E: 0 K: 1 S: 5	H: 0 LOB: 0 BB: 0 P: 5	1B: 6 2B: 2 3B: 1 HR: 2	SF: 1 SAC: 0 DP: 1 HBP: 0	WP: 1 PB: 0 CS: 0	PA: 41				
PITCHER	IP	WLS	BF	H	R	ER	SO	BB	IBB	HBP	BLK	WP	HR	S	P	ERA	WHIP										
Dave LaPoint, L (1,1) ERA: 3.02	6.1	L	31	8	6	2	4	2	0	0	0	1	1	37	45	2.84	1.579										
Mike Jeffcoat, L (7,1) ERA: 2.5	0.2		2	0	0	0	0	0	0	0	0	0	0	2	2	0.00	0.000										
Greg Minton, R (8,1) ERA: 3.48	2.0		8	2	1	1	1	0	0	0	0	0	1	10	10	4.50	1.000										

Batter	1	2	3	4	5	6	7	8	9	AB	R	H	RBI	BB	SO	LOB	BOTTOM										
Jose Uribe, S (1,6) OBP: 0.279, SLG: 0.311	5-3		K2-3		4-3		1B			4	0	1	0	0	1	0	Montreal Expos @ San Francisco Giants Candlestick Park, San Francisco, CA Sat Sep 07 1985, 6:33 AM EDT Att: 3,452 - Unknown livebaseballscorecards.com										
Ron Roenicke, S (1,9) OBP: 0.468, SLG: 0.404	F9		G4-3-6			1B	G3			3	1	1	0	1	0	1											
Chili Davis, S (1,8) OBP: 0.346, SLG: 0.415	BB		G4-3-6			FC6-4	F9			4	0	2	0	0	0	1											
Dan Driessen, L (1,3) OBP: 0.316, SLG: 0.365	BB					FC6-4	F8			3	0	2	1	1	0	0											
Chris Brown, R (1,5) OBP: 0.354, SLG: 0.459	BB					FC6-4	HBP			2	0	0	0	1	0	3											
Rob Deer, R (1,7) OBP: 0.275, SLG: 0.351	K					K	K			4	0	0	0	0	3	7											
Brad Wellman, R (1,4) OBP: 0.288, SLG: 0.302		F9		4-3		F9				4	0	1	0	0	0	3											
Matt Nokes, L (1,2) OBP: 0.231, SLG: 0.231		5-3			K		1-3			4	0	0	0	0	1	1											
Dave LaPoint, L (1,1) OBP: 0.259, SLG: 0.208 Mike Jeffcoat, L (7,1)		1-4-3			6-3		5-3			2	0	0	0	0	0	0											
Joel Youngblood, R (7,PH) OBP: 0.339, SLG: 0.322 Greg Minton, S (8,1) Dan Gladden, R (8,PH) OBP: 0.292, SLG: 0.302								F5		1	0	0	0	0	0	0											
Inning Stats	R: 0 E: 0 K: 1 S: 6	H: 1 LOB: 3 BB: 2 P: 14	R: 0 E: 0 K: 0 S: 3	H: 0 LOB: 0 BB: 0 P: 3	R: 0 E: 0 K: 1 S: 5	H: 1 LOB: 0 BB: 0 P: 5	R: 0 E: 0 K: 0 S: 4	H: 1 LOB: 1 BB: 0 P: 4	R: 0 E: 0 K: 1 S: 5	H: 0 LOB: 0 BB: 0 P: 5	R: 1 E: 0 K: 1 S: 7	H: 2 LOB: 2 BB: 1 P: 11	R: 0 E: 0 K: 0 S: 4	H: 1 LOB: 1 BB: 0 P: 4	R: 0 E: 0 K: 1 S: 5	H: 0 LOB: 1 BB: 0 P: 6	R: 0 E: 0 K: 0 S: 3	H: 1 LOB: 0 BB: 0 P: 3	1B: 6 2B: 1 3B: 0 HR: 0	SF: 0 SAC: 0 DP: 2 HBP: 1	WP: 0 PB: 0 CS: 0	PA: 36					
PITCHER	IP	WLS	BF	H	R	ER	SO	BB	IBB	HBP	BLK	WP	HR	S	P	ERA	WHIP										
Floyd Youmans, R (1,1) ERA: 2.25	5.0	W	22	5	1	1	3	3	0	0	0	0	0	25	37	1.80	1.600										
Tim Burke, R (6,1) ERA: 1.76	4.0	S	14	2	0	0	2	0	0	1	0	0	0	17	18	0.00	0.500										




Batter	1	2	3	4	5	6	7	8	9	10	11	AB	R	H	RBI	BB	SO	LOB	TOP	
Tim Raines, S OBP: 0.387, SLG: 0.452 (1, 7)	F7		S 1B		FC5-2 BB 1B		F8	FC6-4			K	6	0	2	0	0	1	4		
Vance Law, R OBP: 0.355, SLG: 0.400 (1, 4)	F8		K		FC5-2 BB				F8			5	0	2	0	1	1	1		
Andre Dawson, R OBP: 0.296, SLG: 0.419 (1, 9)	6-3		K		L7		P6		6-3		K	6	0	0	0	0	2	7		
Hubie Brooks, R OBP: 0.307, SLG: 0.399 (1, 6)		4-3		6-3	FC5-2		F7		F8			5	0	0	0	0	0	4		
Terry Francona, L OBP: 0.316, SLG: 0.377 (1, 3)		F3			4-3			6-3		F9		5	0	1	0	0	0	3		
Tim Wallach, R OBP: 0.306, SLG: 0.434 (1, 5)		HR		F7		5-3		F7		F5		5	1	1	1	0	0	1		
Mitch Webster, S OBP: 0.312, SLG: 0.489 Herm Winningham, L OBP: 0.299, SLG: 0.331 (1, 8)		BB			IBB		HR	1B BB		1-3		1	1	1	1	3	0	0		
Mike O'Berry, R OBP: 0.333, SLG: 0.200 Jim Wolfhard, R OBP: 0.288, SLG: 0.286 Al Newman, S OBP: 0.118, SLG: 0.176 Sal Butera, R OBP: 0.293, SLG: 0.301 (1, 2)		4-3		F8		5-3					S 1B BB	4	0	1	0	0	0	3		
John Dopsos, L OBP: 0.167, SLG: 0.167 Jeff Reardon, R OBP: 0.313, SLG: 0.366 U L Washington, S OBP: 0.125, SLG: 0.125 Tim Burke, R OBP: 0.125, SLG: 0.125 (1, 1)			K		BB 1B FC5-2 BB		K				K BB	2	0	0	0	2	2	0		
Inning Stats	R: 0 E: 0 K: 0 S: 3	H: 0 LOB: 0 BB: 0 P: 3	R: 1 E: 0 K: 0 S: 4	H: 1 LOB: 1 BB: 1 P: 8	R: 0 E: 0 K: 3 S: 10	H: 1 LOB: 1 BB: 0 P: 10	R: 0 E: 0 K: 0 S: 4	H: 1 LOB: 2 BB: 1 P: 8	R: 0 E: 0 K: 0 S: 4	H: 1 LOB: 1 BB: 0 P: 4	R: 0 E: 0 K: 0 S: 3	H: 0 LOB: 0 BB: 0 P: 3	R: 0 E: 0 K: 0 S: 3	H: 0 LOB: 0 BB: 0 P: 3	R: 0 E: 0 K: 3 S: 10	H: 1 LOB: 2 BB: 1 P: 14	1B: 5 2B: 1 3B: 0 HR: 2	SF: 0 SAC: 0 DP: 0 HBP: 0	WP: 0 PB: 0 SB: 3 CS: 0	PA: 48
PITCHER	IP 7.2	WLS 0.1	BF 36	H 7	R 2	ER 2	SO 4	BB 5	IBB 1	HBP 0	BLK 0	WP 0	HR 0	S 38	P 62	ERA 2.35	WHIP 1.565			
Charles Hudson, R ERA: 3.74 Dave Rucker, L ERA: 4.03 Dave Shipanoff, R ERA: 1.29 Don Carman, L ERA: 2.21 (1, 1)																				

Montreal Expos @ Philadelphia Phillies
Veterans Stadium, Philadelphia, PA
Tue Sep 10 1986, 7:05 PM EDT
Att: 15,920 - Unknown

livebaseballscores.com

AB 41
R 2
H 8
RBI 2
BB 7
SO 7
LOB 24




Batter	1	2	3	4	5	6	7	8	9	10	11	AB	R	H	RBI	BB	SO	LOB	BOTTOM			
Jeff Stone, L OBP: 0.293, SLG: 0.327 Dave Shipanoff, R OBP: 0.295, SLG: 0.415 Don Carman, L OBP: 0.295, SLG: 0.415 (1, 7)	1-3		F8		F7			E9 SF8 2B		K		4	1	1	0	0	0	1				
Juan Samuel, R OBP: 0.304, SLG: 0.450 (1, 4)	F8		6-3			F7		SF8			FC HR HBP	3	1	0	1	0	0	0				
Von Hayes, L OBP: 0.350, SLG: 0.438 (1, 8)			4-3			F7		K			FC HR	5	1	1	0	0	1	1				
Mike Schmidt, R OBP: 0.368, SLG: 0.521 (1, 3)	K			4-3		FC5-4 1B		F8			HR	5	1	2	3	0	1	1				
Glenn Wilson, R OBP: 0.309, SLG: 0.421 (1, 9)		4-3		6-3		FC5-4 1B			P6			4	0	0	0	0	0	1				
Ozzie Virgil, R OBP: 0.338, SLG: 0.455 (1, 2)		FC6-4 E BB		K			F7			K		3	0	0	0	1	2	0				
Tom Foley, L OBP: 0.256, SLG: 0.304 (1, 6)		E6 FC6-4			4-3		G3			1-3		4	0	0	0	0	0	1				
Rick Schu, R OBP: 0.329, SLG: 0.408 (1, 5)		FC6-4				WP 1B		F7			K	4	0	1	0	0	1	2				
Charles Hudson, S OBP: 0.140, SLG: 0.122 Dave Rucker, L OBP: 0.571, SLG: 0.667 Derrel Thomas, S OBP: 0.301, SLG: 0.400 Garry Maddox, R OBP: 0.283, SLG: 0.341 (1, 1)		5-3			F7			2B E 1B		P4		2	0	0	0	0	0	3				
Inning Stats	R: 0 E: 0 K: 1 S: 6	H: 1 LOB: 1 BB: 0 P: 6	R: 0 E: 1 K: 0 S: 4	H: 0 LOB: 2 BB: 1 P: 8	R: 0 E: 0 K: 0 S: 3	H: 0 LOB: 0 BB: 0 P: 3	R: 0 E: 0 K: 1 S: 5	H: 0 LOB: 0 BB: 0 P: 5	R: 0 E: 0 K: 0 S: 4	H: 0 LOB: 0 BB: 0 P: 4	R: 2 E: 1 K: 1 S: 7	H: 2 LOB: 0 BB: 0 P: 7	R: 0 E: 0 K: 1 S: 5	H: 0 LOB: 0 BB: 0 P: 5	R: 0 E: 0 K: 2 S: 7	H: 0 LOB: 0 BB: 0 P: 7	R: 3 E: 0 K: 0 S: 2	H: 1 LOB: 0 BB: 0 P: 3	1B: 3 2B: 2 3B: 0 HR: 1	SF: 1 SAC: 0 DP: 0 HBP: 1	WP: 1 PB: 0 SB: 0 CS: 0	PA: 40
PITCHER	IP 7.0	WLS 3.0	BF 28	H 5	R 0	ER 1	SO 2	BB 1	IBB 0	HBP 0	BLK 0	WP 1	HR 0	S 31	P 35	ERA 1.29	WHIP 0.857					
John Dopsos, R ERA: 4.09 Jeff Reardon, R ERA: 3.08 Tim Burke, R ERA: 2.02 (1, 1)																						

Montreal Expos @ Philadelphia Phillies
Veterans Stadium, Philadelphia, PA
Tue Sep 10 1986, 7:05 PM EDT
Att: 15,920 - Unknown

livebaseballscores.com

AB 37
R 5
H 6
RBI 4
BB 1
SO 6
LOB 10



Batter	1	2	3	4	5	6	7	8	9	AB	R	H	RBI	BB	SO	LOB	TOP			
Tim Raines, S (1,7) OBP: 0.387, SLG: 0.450										3	0	0	0	2	1	1	Montreal Expos @ Philadelphia Phillies Veterans Stadium, Philadelphia, PA Wed Sep 11 1985, 7:05 PM EDT Att: 15,193 - Unknown livebaseballscorecards.com			
Vance Law, R (1,4) OBP: 0.356, SLG: 0.400										3	0	1	1	1	0	3				
Andre Dawson, R (1,9) OBP: 0.296, SLG: 0.417										3	0	0	0	1	1	4				
Hubie Brooks, R (1,6) OBP: 0.304, SLG: 0.396										4	0	0	0	0	1	6				
Terry Francona, L (1,3) OBP: 0.311, SLG: 0.370										4	0	0	0	0	1	0				
Tim Lincecum, R (1,5) OBP: 0.308, SLG: 0.435										4	0	2	0	0	0	0				
Mitch Webster, S (1,8) OBP: 0.304, SLG: 0.476										4	0	0	0	0	1	2				
Sal Butera, R (1,2) OBP: 0.298, SLG: 0.298										1	0	0	0	1	0	1				
Herm Winningham, L (7,PH) OBP: 0.302, SLG: 0.333										1	1	1	0	0	0	0				
Mike O'Berry, R (7,2) OBP: 0.333, SLG: 0.200										0	0	0	0	0	0	0				
U L Washington, S (9,PH) OBP: 0.312, SLG: 0.366										1	0	0	0	0	1	0				
Bill Gullickson, R (1,1) OBP: 0.196, SLG: 0.268										2	0	1	0	0	0	2				
Doug Frobel, L (7,PH) OBP: 0.318, SLG: 0.257										1	0	0	0	0	0	1				
Gary Lucas, L (7,1) OBP: 0.263, SLG: 0.281										0	0	0	0	0	0	1				
Scot Thompson, L (9,PH) OBP: 0.263, SLG: 0.281										1	0	0	0	0	1	0				
Inning Stats	R: 0 E: 0 K: 2 S: 7	H: 0 LOB: 1 BB: 1 P: 11	R: 0 E: 0 K: 1 S: 6	H: 1 LOB: 1 BB: 0 P: 6	R: 0 E: 0 K: 1 S: 6	H: 1 LOB: 2 BB: 1 P: 10	R: 0 E: 0 K: 1 S: 6	H: 1 LOB: 2 BB: 1 P: 10	R: 0 E: 0 K: 0 S: 3	H: 0 LOB: 0 BB: 0 P: 3	R: 1 E: 0 K: 0 S: 5	H: 2 LOB: 2 BB: 1 P: 9	R: 0 E: 0 K: 0 S: 3	H: 0 LOB: 0 BB: 0 P: 3	R: 0 E: 0 K: 2 S: 7	H: 0 LOB: 0 BB: 0 P: 7	1B: 4 2B: 1 3B: 0 HR: 0	SF: 0 SAC: 0 DP: 0 HBP: 0	WP: 0 PB: 1 SB: 1 CS: 0	PA: 37
PITCHER Kevin Gross, R (1,1) ERA: 3.06	IP: 9.0 WLS: W BF: 37 H: 5 R: 1 ER: 1 SO: 7 BB: 5 IBB: 0 HBP: 0 BLK: 0 WP: 0 HR: 0 S: 46 P: 66 ERA: 1.00 WHIP: 1.111															PITCHER IP: WLS: BF: H: R: ER: SO: BB: IBB: HBP: BLK: WP: HR: S: P: ERA: WHIP				

Batter	1	2	3	4	5	6	7	8	9	AB	R	H	RBI	BB	SO	LOB	BOTTOM			
Jeff Stone, L (1,7) OBP: 0.293, SLG: 0.327										3	0	1	0	0	0	1	Montreal Expos @ Philadelphia Phillies Veterans Stadium, Philadelphia, PA Wed Sep 11 1985, 7:05 PM EDT Att: 15,193 - Unknown livebaseballscorecards.com			
Gary Maddox, R (7,PH) OBP: 0.286, SLG: 0.349										1	1	1	0	0	0	0				
Juan Samuel, R (1,4) OBP: 0.303, SLG: 0.448										4	1	1	1	0	0	1				
Von Hayes, L (1,8) OBP: 0.349, SLG: 0.436										4	0	1	1	0	1	0				
Mike Schmidt, R (1,3) OBP: 0.369, SLG: 0.527										3	1	1	1	1	1	1				
Glenn Wilson, R (1,9) OBP: 0.310, SLG: 0.424										4	0	2	0	0	1	1				
Rick Schu, R (1,5) OBP: 0.325, SLG: 0.406										4	0	1	0	0	0	2				
Darren Daulton, L (1,2) OBP: 0.278, SLG: 0.348										4	0	0	0	0	2	3				
Tom Foley, L (1,6) OBP: 0.266, SLG: 0.306										2	1	1	0	2	1	0				
Kevin Gross, R (1,1) OBP: 0.190, SLG: 0.250										2	0	0	0	0	1	4				
Inning Stats	R: 0 E: 0 K: 1 S: 5	H: 1 LOB: 0 BB: 0 P: 5	R: 0 E: 0 K: 2 S: 8	H: 1 LOB: 0 BB: 0 P: 8	R: 2 E: 0 K: 1 S: 8	H: 3 LOB: 1 BB: 0 P: 8	R: 0 E: 0 K: 1 S: 6	H: 1 LOB: 2 BB: 1 P: 10	R: 0 E: 0 K: 0 S: 3	H: 0 LOB: 0 BB: 0 P: 3	R: 1 E: 0 K: 0 S: 5	H: 2 LOB: 2 BB: 1 P: 9	R: 1 E: 0 K: 0 S: 4	H: 1 LOB: 1 BB: 1 P: 8	R: 0 E: 0 K: 2 S: 7	H: 0 LOB: 0 BB: 0 P: 7	1B: 6 2B: 2 3B: 0 HR: 1	SF: 0 SAC: 1 DP: 0 HBP: 0	WP: 0 PB: 1 SB: 2 CS: 0	PA: 35
PITCHER Bill Gullickson, R (1,1) ERA: 3.35 Gary Lucas, L (7,1) ERA: 3.4	IP: 6.0 WLS: L BF: 27 H: 8 R: 3 ER: 3 SO: 5 BB: 8 IBB: 0 HBP: 0 BLK: 0 WP: 0 HR: 1 S: 35 P: 43 ERA: 4.50 WHIP: 1.333															PITCHER IP: WLS: BF: H: R: ER: SO: BB: IBB: HBP: BLK: WP: HR: S: P: ERA: WHIP				

Batter	1	2	3	4	5	6	7	8	9	AB	R	H	RBI	BB	SO	LOB	TOP													
Mitch Webster, S OBP: 0.307, SLG: 0.473 (1, 8)	0-0 6-3		0-0 F2		0-0 WP HR 1B	0-0 1B 1B		0-0 P5		5	1	2	0	0	0	1														
Vance Law, R OBP: 0.362, SLG: 0.403 (1, 4)	4-0 1B BB		4-0 BB		4-0 HR BB	1-3 1B		0-0 BB 1B		2	2	2	1	3	0	0														
Andre Dawson, R OBP: 0.295, SLG: 0.414 (1, 9)	0-0 1B		0-0 F7		0-0 F6		0-0 6-3		0-0 F4	5	0	1	0	0	0	5														
Hubie Brooks, R OBP: 0.307, SLG: 0.401 (1, 6)	4-0 1B BB		0-0 F9		0-0 HR		0-0 F9		4-0 BB	3	1	1	4	2	0	1														
Tim Wallach, R OBP: 0.309, SLG: 0.434 (1, 5)	0-0 1B		0-0 F8		0-3 K	0-0 F8		0-0 FC5-4 1B	0-3 K	5	0	2	1	0	2	2														
Andres Galarraga, R OBP: 0.260, SLG: 0.130 (1, 3)	0-0 F8		0-0 1-3		0-0 F8		0-0 FC5-4 1B		0-0 F9	5	0	0	0	0	0	5														
Jim Wohlford, R Herm Winningham, L OBP: 0.304, SLG: 0.339 (7, 8)		0-0 4-3		4-0 BB		0-0 6-3		0-0 S 2B		2	0	0	0	1	0	0														
Sal Butera, R OBP: 0.296, SLG: 0.295 (1, 2)		0-0 5-3		0-0 F4		0-0 FC6-4 1B		0-0 F7		4	0	1	0	0	0	2														
Floyd Youmans, R Fred Manrique, R (6, PH) Tim Burke, R OBP: 0.125, SLG: 0.125 Scot Thompson, L OBP: 0.261, SLG: 0.279 Jeff Reardon, R OBP: 0.167, SLG: 0.167 (8, 1)		0-3 K		4-0 WP HR BB		0-0 FC6-4 1B		0-3 K		1	1	0	0	1	1	0														
Inning Stats	R: 1 E: 0 K: 0 S: 4	H: 2 LOB: 2 BB: 2 P: 12	R: 0 E: 0 K: 1 S: 5	H: 0 LOB: 0 BB: 0 P: 5	R: 0 E: 0 K: 1 S: 3	H: 0 LOB: 1 BB: 1 P: 7	R: 0 E: 0 K: 1 S: 5	H: 0 LOB: 0 BB: 2 P: 13	R: 1 E: 0 K: 0 S: 5	H: 3 LOB: 2 BB: 0 P: 5	R: 0 E: 0 K: 0 S: 4	H: 1 LOB: 1 BB: 0 P: 4	R: 0 E: 0 K: 1 S: 6	H: 1 LOB: 2 BB: 1 P: 6	R: 0 E: 0 K: 1 S: 6	H: 1 LOB: 2 BB: 1 P: 10	1B: 8 2B: 1 3B: 0 HR: 1	SF: 0 SAC: 0 DP: 0 HBP: 0	WP: 1 PB: 0 CS: 0	PA: 42										
PITCHER	IP WLS BF H R ER SO BB IBB HBP BLK WP HR S P ERA WHIP	IP WLS BF H R ER SO BB IBB HBP BLK WP HR S P ERA WHIP																												
Shane Rawley, L ERA: 2.87 Rick Surhoff, R ERA: 4.73 Larry Andersen, R ERA: 4.73 Rocky Childress, R ERA: 6.3 Freddie Toliver, R ERA: 1.69	(1, 1) (6, 1) (7, 1) (8, 1) (9, 1)	5.2 0.1 1.0 1.0 1.0	28 1 4 4 5	6 1 1 1 1	6 0 0 0 0	2 0 0 1 1	6 0 0 0 1	0 0 0 0 0	0 0 0 0 0	1 0 0 0 0	1 4 4 6 6	50 1 1 1 10	9.53 0.00 0.00 0.00 0.00	2.118 3.000 1.000 1.000 2.000																
Jeff Stone, L OBP: 0.296, SLG: 0.326 (1, 7)	0-0 S 1B		4-0 BB		0-3 K		0-3 K		0-0 F7		4	0	1	0	1	2	4													
Juan Samuel, R OBP: 0.301, SLG: 0.444 (1, 4)	0-0 F9		0-0 F9		0-0 F3		0-0 5-3		0-3 K		5	0	0	0	0	1	4													
Von Hayes, L OBP: 0.347, SLG: 0.434 (1, 8)	0-3 K		0-0 F8		0-0 S WP 3-1 1B		0-0 4-3		0-0 F5		5	1	1	0	0	1	3													
Mike Schmidt, R OBP: 0.369, SLG: 0.523 (1, 3)	0-0 F9		4-0 2B BB		4-0 3-1 BB BB		0-0 F7		0-0 5-3		3	1	0	0	2	0	1													
Glenn Wilson, R OBP: 0.313, SLG: 0.426 (1, 9)		0-0 6-3		4-0 G4-6-3 1H 2B		4-0 3-1 BB BB		0-0 1B BB 1B		0-0 L4		4	1	2	1	1	0	0												
Rick Schu, R OBP: 0.330, SLG: 0.402 (1, 5)		0-0 F9		4-0 G4-6-3 BB		0-0 3-1 BB		4-0 1B 1B BB		0-3 K		3	0	0	1	2	1	2												
Darren Daulton, L OBP: 0.277, SLG: 0.342 (1, 2)		0-3 K		0-0 G4-6-3		0-0 4-3		0-0 1B 1B		4	0	1	0	0	1	4														
Tom Foley, L OBP: 0.281, SLG: 0.314 (1, 6)			0-0 SH3-4 1B		4-0 BB IBB		4-0 F9 PB BB		4-0 1B 1B		2	0	2	1	2	0	0													
Shane Rawley, R Rick Surhoff, R Derrel Thomas, S Larry Andersen, R Tim Corcoran, L Rocky Childress, R Freddie Toliver, R	(1, 1) (6, 1) (7, 1) (8, 1) (9, 1)	5.0 2.0 2.0	25 11 6	4 3 0	2 1 0	3 1 0	3 1 2	0 0 0	0 0 0	0 0 0	11 19 10	19 10 10	4.50 0.00	2.500 0.000																
Inning Stats	R: 0 E: 0 K: 1 S: 6	H: 1 LOB: 1 BB: 0 P: 6	R: 0 E: 0 K: 1 S: 5	H: 0 LOB: 0 BB: 0 P: 5	R: 0 E: 0 K: 0 S: 4	H: 1 LOB: 2 BB: 1 P: 8	R: 1 E: 0 K: 1 S: 5	H: 1 LOB: 3 BB: 4 P: 21	R: 1 E: 0 K: 0 S: 4	H: 0 LOB: 1 BB: 1 P: 9	R: 1 E: 0 K: 0 S: 6	H: 3 LOB: 3 BB: 1 P: 10	R: 0 E: 0 K: 1 S: 5	H: 0 LOB: 0 BB: 0 P: 5	R: 0 E: 0 K: 1 S: 5	H: 0 LOB: 0 BB: 0 P: 5	1B: 6 2B: 1 3B: 0 HR: 0	SF: 0 SAC: 1 DP: 1 HBP: 0	WP: 1 PB: 1 CS: 0	PA: 42										
PITCHER	IP WLS BF H R ER SO BB IBB HBP BLK WP HR S P ERA WHIP	IP WLS BF H R ER SO BB IBB HBP BLK WP HR S P ERA WHIP																												
Floyd Youmans, R ERA: 2.38 Tim Burke, R ERA: 2.07 Jeff Reardon, R ERA: 3.0	(1, 1) (6, 1) (8, 1)	5.0 2.0 2.0	25 11 6	4 3 0	2 1 0	3 1 2	0 0 0	0 0 0	0 0 0	11 19 10	19 10 10	4.50 0.00	2.500 0.000																	

Montreal Expos @ Philadelphia Phillies
Veterans Stadium, Philadelphia, PA
Thu Sep 12 1985, 7:05 PM EDT
Att: 15,335 - Unknown

AB 35
R 6
H 10
RBI 6
BB 7
SO 4
LOB 18



Montreal Expos @ Philadelphia Phillies
Veterans Stadium, Philadelphia, PA
Thu Sep 12 1985, 7:05 PM EDT
Att: 15,335 - Unknown

AB 32
R 3
H 7
RBI 3
BB 9
SO 6
LOB 22



Batter	1	2	3	4	5	6	7	8	9	AB	R	H	RBI	BB	SO	LOB	TOP	
Lenny Dykstra, L OBP: 0.335, SLG: 0.338 (1, 8)	F7		3-1					F7		4	0	1	0	0	0	1	New York Mets @ Montreal Expos Olympic Stadium, Montreal, QB Fri Sep 13 1985, 7:05 PM EDT Unknown	
Wally Backman, S OBP: 0.335, SLG: 0.355 (1, 4)	K			1B BB FC4-6 BB			6-3	6-3		3	1	0	0	1	1			
Keith Hernandez, L OBP: 0.368, SLG: 0.415 (1, 3)	6-3			FC4-6 1B 1-2 BB				F7		3	0	1	0	1	0			
Darryl Strawberry, L OBP: 0.390, SLG: 0.549 (1, 9)		G4-6-3 BB		F7				F7		3	0	0	0	1	1	3		
Danny Heep, L OBP: 0.338, SLG: 0.422 Tom Paciorek, R OBP: 0.309, SLG: 0.313 (9, PH)	F8			FC4-6 1-2 2-3 1B				F8		3	0	1	0	0	0	2		
Howard Johnson, S OBP: 0.302, SLG: 0.380 (1, 5)	G4-6-3			FC4-6						4	0	1	1	0	0	4		
Clint Hurdle, L OBP: 0.319, SLG: 0.363 Billy Beane, R (7, PR)			K	K				E3		3	0	0	0	0	2			
Ronn Reynolds, R OBP: 0.250, SLG: 0.282 (7, 2)								G1-4-3		0	0	0	0	0	0	1		
Rafael Santana, R OBP: 0.285, SLG: 0.290 (1, 6)			E5		5-3			G1-4-3		3	0	0	0	0	0	1		
Rick Aguilera, R OBP: 0.345, SLG: 0.393 Mookie Wilson, S OBP: 0.309, SLG: 0.390 Doug Sisk, R Wes Gardner, R (7, 1)			SH5-4		G3			4-3		1	0	0	0	0	0			
Inning Stats	R: 0 E: 0 K: 1 S: 5	H: 0 LOB: 0 BB: 0 P: 5	R: 0 E: 0 K: 0 S: 2	H: 0 LOB: 0 BB: 1 P: 6	R: 0 E: 1 K: 1 S: 6	H: 0 LOB: 1 BB: 0 P: 6	R: 1 E: 0 K: 1 S: 6	H: 1 LOB: 2 BB: 2 P: 14	R: 0 E: 0 K: 0 S: 4	H: 1 LOB: 1 BB: 0 P: 4	R: 0 E: 0 K: 0 S: 3	H: 0 LOB: 1 BB: 0 P: 3	R: 0 E: 0 K: 1 S: 6	H: 1 LOB: 1 BB: 0 P: 6	1B: 3 2B: 1 3B: 0 HR: 0	SF: 0 SAC: 1 DP: 2 HBP: 0	WP: 0 PA: 34 PB: 0 SB: 0 CS: 0	
PITCHER	IP WLS BF H R ER SO BB IBB HBP BLK WP HR S P ERA WHIP																	
Bryn Smith, R ERA: 2.81 Gary Lucas, L ERA: 3.28	(1, 1) (8, 1)	7.0 2.0	W 7	27 1	3 0	1 0	3 1	3 0	3 0	0 0	0 0	0 0	0 0	0 0	0 9	42 9	1.29 0.00	0.857 0.500

AB	30
R	1
H	4
RBI	1
BB	3
SO	4
LOB	16



Batter	1	2	3	4	5	6	7	8	9	AB	R	H	RBI	BB	SO	LOB	BOTTOM		
Tim Raines, S OBP: 0.387, SLG: 0.452 (1, 7)	F8		F8							4	1	1	0	1	1	1	New York Mets @ Montreal Expos Olympic Stadium, Montreal, QB Fri Sep 13 1985, 7:05 PM EDT Unknown		
Vance Law, R OBP: 0.361, SLG: 0.403 (1, 4)	F9		F8							5	0	1	1	0	0	2			
Andre Dawson, R OBP: 0.295, SLG: 0.412 Herm Winningham, L OBP: 0.304, SLG: 0.339 (8, 8)	5-3		F9							3	0	0	0	1	0	0			
Hubie Brooks, R OBP: 0.307, SLG: 0.400 (1, 6)		2B 1B		F8						4	1	1	0	0	1	2			
Terry Francona, L OBP: 0.314, SLG: 0.377 (1, 3)		2B		F6						4	2	2	0	0	0	2			
Tim Lincecum, R OBP: 0.314, SLG: 0.440 (1, 5)		S E 2H 3H								3	1	3	2	1	0	0			
Mitch Webster, S OBP: 0.312, SLG: 0.471 (8, 9)		S CS		F8						3	0	1	1	1	1	4			
Mike O'Berry, R OBP: 0.400, SLG: 0.250 (1, 2)		K								3	0	1	0	1	1	1			
Bryn Smith, R OBP: 0.243, SLG: 0.269 Gary Lucas, L (8, 1)		K		SH3-4						2	0	0	0	0	1	4			
Inning Stats	R: 0 E: 0 K: 0 S: 3	H: 3 LOB: 0 BB: 1 P: 13	R: 3 E: 1 K: 2 S: 9	H: 3 LOB: 0 BB: 1 P: 13	R: 0 E: 0 K: 0 S: 3	H: 0 LOB: 0 BB: 0 P: 3	R: 0 E: 0 K: 0 S: 4	H: 1 LOB: 1 BB: 0 P: 4	R: 0 E: 0 K: 1 S: 6	H: 1 LOB: 1 BB: 0 P: 6	R: 1 E: 0 K: 0 S: 6	H: 3 LOB: 3 BB: 1 P: 10	R: 1 E: 0 K: 2 S: 8	H: 1 LOB: 3 BB: 3 P: 20	R: 0 E: 0 K: 1 S: 6	H: 1 LOB: 1 BB: 0 P: 6		1B: 6 2B: 3 3B: 1 HR: 0	SF: 0 SAC: 1 DP: 0 HBP: 0
PITCHER	IP WLS BF H R ER SO BB IBB HBP BLK WP HR S P ERA WHIP																		
Rick Aguilera, R ERA: 3.33 Doug Sisk, R ERA: 5.3 Wes Gardner, R ERA: 12.46	(1, 1) (7, 1) (7, 1)	6.0 0.2 1.1	L 6	27 1	4 1	3 1	3 1	3 1	3 1	0 3	0 0	0 0	0 0	0 0	0 5	31 17	4.50 13.50	1.667 6.000	

AB	32
R	5
H	10
RBI	4
BB	5
SO	6
LOB	16



Batter	1	2	3	4	5	6	7	8	9	AB	R	H	RBI	BB	SO	LOB	TOP			
Mookie Wilson, S OBP: 0.316, SLG: 0.407	0-0 4-3		0-0 G3 1B 2B	0-0 4-3			0-3 K			4	1	1	0	0	1	1				
Wally Backman, S OBP: 0.333, SLG: 0.351	0-3 K		0-0 G3		0-0 G3			0-0 5-3		4	0	0	0	0	1	1				
Keith Hernandez, L OBP: 0.368, SLG: 0.414	0-0 G3		0-0 1B 1B		0-0 3-1			0-3 K		4	0	1	1	0	1	0				
Gary Carter, R OBP: 0.366, SLG: 0.487		0-0 6-3	0-0 F8		0-0 F7			0-0 F2		4	0	0	0	0	0	1				
Darryl Strawberry, L OBP: 0.391, SLG: 0.547		4-0 2B BB	0-0 1-2 1B			0-0 6-3			0-0 F7	3	0	1	0	1	0	0				
George Foster, R OBP: 0.325, SLG: 0.448		0-0 1-3 2B	0-0 F8			0-0 4-3			0-0 F8	4	0	1	0	0	0	2				
Howard Johnson, S OBP: 0.302, SLG: 0.377		0-3 K		0-3 K			0-0 F4		0-0 1B	4	0	1	0	0	2	2				
Rafael Santana, R OBP: 0.290, SLG: 0.293		4-0 FC6-4 IBB		0-0 SH3-4 1B				0-0 F8		2	0	2	0	1	0	0				
Lenny Dykstra, L OBP: 0.338, SLG: 0.339									0-0 F8	1	0	0	0	0	0	1				
Sid Fernandez, L OBP: 0.200, SLG: 0.244		0-0 FC6-4		0-0 SH3-4				0-0 G6-4-3		1	0	0	0	0	0	3				
Calvin Schiraldi, R OBP: 0.125, SLG: 0.125										0	0	0	0	0	0	0				
Tom Gorman, L OBP: 0.236, SLG: 0.321		1-2 2-3								0	0	0	0	0	0	0				
Ray Knight, R OBP: 0.236, SLG: 0.321										1	0	0	0	0	0	1				
Wes Gardner, R OBP: 0.236, SLG: 0.321										0	0	0	0	0	0	0				
Inning Stats	R: 0 E: 0 K: 1 S: 5	H: 0 LOB: 0 BB: 0 P: 5	R: 0 E: 0 K: 1 S: 6	H: 1 LOB: 3 BB: 2 P: 14	R: 1 E: 0 K: 0 S: 6	H: 3 LOB: 2 BB: 0 P: 6	R: 0 E: 0 K: 1 S: 6	H: 1 LOB: 1 BB: 0 P: 6	R: 0 E: 0 K: 0 S: 3	H: 0 LOB: 0 BB: 0 P: 3	R: 0 E: 0 K: 0 S: 3	H: 0 LOB: 0 BB: 0 P: 3	R: 0 E: 0 K: 1 S: 5	H: 1 LOB: 0 BB: 0 P: 5	R: 0 E: 0 K: 0 S: 4	H: 1 LOB: 1 BB: 0 P: 4	1B: 5 2B: 2 3B: 0 HR: 0	SF: 0 SAC: 1 DP: 1 HBP: 0	WP: 0 PB: 0 SB: 0 CS: 0	PA: 35
PITCHER	IP WLS BF H R ER SO BB IBB HBP BLK WP HR S P ERA WHIP																			
David Palmer, R ERA: 3.71	(1, 1) 5.0 W 22 5 1 1 3 1 1 0 0 0 0 0 26 34 1.80 1.200																			
Tim Burke, R ERA: 2.05	(6, 1) 1.0 3 0 0 0 0 0 0 0 0 0 0 0 3 3 0.00 0.000																			
Gary Lucas, L ERA: 3.22	(7, 1) 1.0 3 1 0 0 1 0 0 0 0 0 0 0 5 5 0.00 1.000																			
Jeff Reardon, R ERA: 2.92	(8, 1) 2.0 S 7 1 0 0 1 0 0 0 0 0 0 0 9 9 0.00 0.500																			

New York Mets @ Montreal Expos
Olympic Stadium, Montreal, QB
Sat Sep 14 1985, 3:33 AM EDT
Att: 20,579 - Unknown

AB	32
R	1
H	7
RBI	1
BB	2
SO	5
LOB	12



Batter	1	2	3	4	5	6	7	8	9	AB	R	H	RBI	BB	SO	LOB	BOTTOM	
Tim Raines, S OBP: 0.392, SLG: 0.455	0-0 FC6-4 6-3 2B		0-0 E5 SF9 1B		4-0 BB BB	0-0 6-3				3	2	2	0	1	0	2		
Vance Law, R OBP: 0.362, SLG: 0.402	4-0 FC6-4 BB		0-0 SF9		4-0 BB BB		0-0 G3			1	0	0	1	2	0	0		
Andre Dawson, R OBP: 0.292, SLG: 0.408	0-0 FC6-4 1-2 2-3		0-0 F8		0-3 K		0-0 4-3			4	0	0	0	0	1	5		
Hubie Brooks, R OBP: 0.306, SLG: 0.400	0-0 6-3			0-0 F9	0-0 F8		0-3 K			4	0	0	1	0	1	4		
Tim Wallach, R OBP: 0.313, SLG: 0.441	0-0 F8			0-0 F4		0-0 1B SF8 2B		0-0 S E 2B		4	2	2	0	0	0	1		
Andres Galarraga, R OBP: 0.297, SLG: 0.115		0-3 K		0-0 F9		1-0 SF8 1B HBP		0-3 K		3	0	0	0	0	2	0		
Mitch Webster, S OBP: 0.131, SLG: 0.472		0-0 F8			0-0 SH1-3 1B 2B		0-0 SF8 1B		0-0 E6 1B	2	1	1	0	0	0	0		
Herm Winningham, L OBP: 0.304, SLG: 0.339					0-0 SH1-3 1B 2B		1-2 2-3 1B		0-0 E6 1B	2	0	1	0	0	0	0		
Sal Butera, R OBP: 0.287, SLG: 0.286		0-0 F9			0-0 SH1-3		0-3 K		0-0 G5-4-3 1B	1	0	0	0	0	0	0		
Scott Thompson, L OBP: 0.259, SLG: 0.277					0-0 SH1-3				0-0 G5-4-3 1B	0	0	0	0	0	0	0		
U L Washington, S OBP: 0.304, SLG: 0.356					2-3				1-2 2-3 1B	0	0	0	0	0	0	0		
Gary Lucas, L OBP: 0.286, SLG: 0.286									1-2 2-3 1B	1	0	1	0	0	0	0		
David Palmer, R OBP: 0.091, SLG: 0.121					0-0 K				0-0 G5-4-3	1	0	0	0	0	1	0		
Jim Wohlford, R OBP: 0.295, SLG: 0.287									0-0 G5-4-3	1	0	1	1	0	0	0		
Tim Burke, R OBP: 0.125, SLG: 0.125										0	0	0	0	0	0	0		
Mike Fitzgerald, R OBP: 0.297, SLG: 0.288										1	0	0	1	0	0	2		
Inning Stats	R: 1 E: 0 K: 0 S: 4	H: 1 LOB: 1 BB: 1 P: 8	R: 0 E: 0 K: 1 S: 5	H: 0 LOB: 0 BB: 0 P: 5	R: 1 E: 1 K: 1 S: 6	H: 1 LOB: 0 BB: 0 P: 6	R: 0 E: 0 K: 0 S: 3	H: 0 LOB: 0 BB: 0 P: 3	R: 1 E: 1 K: 1 S: 7	H: 2 LOB: 3 BB: 2 P: 15	R: 0 E: 0 K: 1 S: 5	H: 0 LOB: 0 BB: 0 P: 5	R: 0 E: 0 K: 1 S: 7	H: 2 LOB: 1 BB: 0 P: 7	1B: 4 2B: 4 3B: 0 HR: 0	SF: 2 SAC: 1 DP: 1 HBP: 1	WP: 0 PB: 0 SB: 2 CS: 0	PA: 36
PITCHER	IP WLS BF H R ER SO BB IBB HBP BLK WP HR S P ERA WHIP																	
Sid Fernandez, L ERA: 2.74	(1, 1) 4.1 L 20 4 3 2 2 3 0 0 0 0 0 0 21 33 4.15 1.615																	
Calvin Schiraldi, R ERA: 8.89	(5, 1) 0.2 5 2 1 1 1 0 0 0 1 0 0 0 6 7 13.50 3.000																	
Tom Gorman, L ERA: 4.96	(6, 1) 1.0 3 0 0 0 1 0 0 0 0 0 0 0 5 5 0.00 0.000																	
Wes Gardner, R ERA: 9.95	(7, 1) 2.0 8 2 1 1 2 0 0 0 0 0 0 0 12 12 4.50 1.000																	

New York Mets @ Montreal Expos
Olympic Stadium, Montreal, QB
Sat Sep 14 1985, 3:33 AM EDT
Att: 20,579 - Unknown

AB	29
R	5
H	8
RBI	4
BB	3
SO	6
LOB	17



Batter	1	2	3	4	5	6	7	8	9	AB	R	H	RBI	BB	SO	LOB	TOP			
Mookie Wilson, S OBP: 0.321, SLG: 0.430 (1, 8)										5	2	3	1	0	1	1	New York Mets @ Montreal Expos Olympic Stadium, Montreal, QB Sun Sep 15 1985, 3:33 AM EDT Att: 26,588 - Unknown			
Wally Backman, S OBP: 0.329, SLG: 0.347 (1, 4)										5	0	0	0	0	2	2				
Keith Hernandez, L OBP: 0.369, SLG: 0.413 (1, 3)										3	1	1	0	1	0	1				
Gary Carter, R OBP: 0.367, SLG: 0.486 (1, 2)										3	1	1	1	1	0	1				
Danny Heep, L OBP: 0.337, SLG: 0.431 (1, 9)										4	1	1	3	0	0	2				
George Foster, R OBP: 0.322, SLG: 0.444 (1, 7)										4	0	0	0	0	1	0				
Howard Johnson, S OBP: 0.305, SLG: 0.387 (1, 5)										4	1	2	1	0	0	0				
Rafael Santana, R OBP: 0.291, SLG: 0.293 (1, 6)										3	0	1	0	1	0	0				
Ron Darling, R OBP: 0.183, SLG: 0.229 Jesse Orosco, R OBP: 0.333, SLG: 0.333 (8, 1)										2	0	0	0	0	0	2				
Inning Stats	R: 4 E: 0 K: 1 S: 10	H: 5 LOB: 2 BB: 1 P: 14	R: 0 E: 0 K: 0 S: 4	H: 1 LOB: 2 BB: 1 P: 8	R: 1 E: 0 K: 0 S: 4	H: 1 LOB: 0 BB: 0 P: 4	R: 0 E: 0 K: 2 S: 7	H: 0 LOB: 0 BB: 0 P: 7	R: 0 E: 0 K: 1 S: 5	H: 0 LOB: 0 BB: 0 P: 5	R: 0 E: 0 K: 0 S: 3	H: 1 LOB: 0 BB: 0 P: 3	R: 0 E: 0 K: 0 S: 3	H: 0 LOB: 0 BB: 0 P: 3	R: 1 E: 0 K: 0 S: 4	H: 1 LOB: 0 BB: 0 P: 4	1B: 4 2B: 2 3B: 0 HR: 3	SF: 0 SAC: 1 DP: 1 HBP: 0	WP: 0 PB: 0 SB: 1 CS: 0	PA: 38
PITCHER	IP WLS BF H R ER SO BB IBB HBP BLK WP HR S P ERA WHIP	IP WLS BF H R ER SO BB IBB HBP BLK WP HR S P ERA WHIP																		
John Dopson, R ERA: 6.94 (1, 1)	0.2 L 8 5 4 4 1 1 0 0 0 0 0 1 9 13 54.00 9.000																			
Jack O'Connor, L ERA: 4.96 (1, 1)	1.1 6 1 0 0 0 0 0 1 0 0 0 0 5 9 0.00 0.750																			
Randy St. Claire, R ERA: 3.19 (3, 1)	3.0 10 1 1 1 3 0 0 0 0 0 0 1 16 16 3.00 0.333																			
Bert Roberge, R ERA: 2.16 (6, 1)	3.0 10 1 0 0 0 1 0 0 0 0 0 0 9 13 0.00 0.667																			
Gary Lucas, L ERA: 3.32 (9, 1)	1.0 4 1 1 1 0 0 0 0 0 0 0 1 4 4 9.00 1.000																			

Batter	1	2	3	4	5	6	7	8	9	AB	R	H	RBI	BB	SO	LOB	BOTTOM					
Tim Raines, S OBP: 0.391, SLG: 0.453 (1, 7)										3	0	0	0	1	0	2	New York Mets @ Montreal Expos Olympic Stadium, Montreal, QB Sun Sep 15 1985, 3:33 AM EDT Att: 26,588 - Unknown					
Vance Law, R OBP: 0.362, SLG: 0.400 Bert Roberge, R (6, 1)										2	0	0	0	1	0	1						
Fred Manrique, R OBP: 0.500, SLG: 0.500 (8, PH) (9, 4)										1	0	1	0	0	0	0						
Andre Dawson, R OBP: 0.292, SLG: 0.407 (1, 9)										4	0	1	0	0	1	2						
Hubie Brooks, R OBP: 0.305, SLG: 0.400 (1, 6)										4	0	1	0	0	0	3						
Terry Francona, L OBP: 0.313, SLG: 0.374 Jim Wohlford, R OBP: 0.293, SLG: 0.284 Gary Lucas, L (9, 1)										3	0	0	0	0	0	1						
Tim Lincecum, R OBP: 0.313, SLG: 0.445 (1, 5)										4	1	1	1	0	0	2						
Herm Winningham, L OBP: 0.304, SLG: 0.336 (1, 8)										3	1	0	0	1	0	0						
Mike O'Berry, R OBP: 0.417, SLG: 0.222 U L Washington, S OBP: 0.305, SLG: 0.354 Sal Butera, R OBP: 0.284, SLG: 0.283 (8, 2)										1	0	0	0	1	0	0						
John Dopson, L ERA: 6.94 (1, 1)	0.2 L 8 5 4 4 1 1 0 0 0 0 0 1 9 13 54.00 9.000																					
Jack O'Connor, L ERA: 4.96 (1, 1)	1.1 6 1 0 0 0 0 0 1 0 0 0 0 5 9 0.00 0.750																					
Randy St. Claire, R ERA: 3.19 (3, 1)	3.0 10 1 1 1 3 0 0 0 0 0 0 0 1 16 16 3.00 0.333																					
Bert Roberge, R ERA: 2.16 (6, 1)	3.0 10 1 0 0 0 1 0 0 0 0 0 0 0 9 13 0.00 0.667																					
Gary Lucas, L ERA: 3.32 (9, 1)	1.0 4 1 1 1 0 0 0 0 0 0 0 0 1 4 4 9.00 1.000																					
Inning Stats	R: 0 E: 0 K: 1 S: 5	H: 0 LOB: 1 BB: 1 P: 9	R: 1 E: 0 K: 0 S: 4	H: 1 LOB: 2 BB: 2 P: 12	R: 0 E: 0 K: 0 S: 4	H: 1 LOB: 1 BB: 0 P: 4	R: 0 E: 0 K: 0 S: 3	H: 0 LOB: 0 BB: 0 P: 3	R: 0 E: 0 K: 0 S: 3	H: 0 LOB: 0 BB: 0 P: 7	R: 1 E: 0 K: 0 S: 4	H: 1 LOB: 0 BB: 0 P: 4	R: 0 E: 0 K: 0 S: 3	H: 0 LOB: 0 BB: 0 P: 3	R: 0 E: 0 K: 0 S: 5	H: 2 LOB: 2 BB: 0 P: 5	R: 0 E: 0 K: 0 S: 3	H: 0 LOB: 0 BB: 0 P: 3	1B: 3 2B: 1 3B: 0 HR: 1	SF: 0 SAC: 0 DP: 0 HBP: 0	WP: 0 PB: 0 SB: 1 CS: 0	PA: 36
PITCHER	IP WLS BF H R ER SO BB IBB HBP BLK WP HR S P ERA WHIP	IP WLS BF H R ER SO BB IBB HBP BLK WP HR S P ERA WHIP																				
Ron Darling, R ERA: 2.74 (1, 1)	1.2 S 5 0 0 0 0 0 0 0 0 0 0 0 5 5 0.00 0.000																					
Jesse Orosco, L ERA: 2.92 (8, 1)	1.2 S 5 0 0 0 0 0 0 0 0 0 0 0 5 5 0.00 0.000																					

Batter	1	2	3	4	5	6	7	8	9	AB	R	H	RBI	BB	SO	LOB	TOP							
Bob Dernier, R OBP: 0.312, SLG: 0.321 (1, 8)										5	1	1	0	0	0	1	Chicago Cubs @ Montreal Expos Olympic Stadium, Montreal, QB Mon Sep 16 1985, 7:05 PM EDT Att: 10,399 - Unknown							
Gary Matthews, R OBP: 0.356, SLG: 0.376 (1, 7)										4	1	0	0	1	0	1								
23 Ryne Sandberg, R OBP: 0.365, SLG: 0.507 (1, 4)										3	2	1	1	2	1	1								
Keith Moreland, R OBP: 0.363, SLG: 0.423 (1, 9)										5	0	3	3	0	0	1								
Leon Durham, L OBP: 0.359, SLG: 0.463 (1, 3)										3	0	1	0	1	0	2								
Ron Cey, R OBP: 0.320, SLG: 0.410 (1, 5)										4	1	1	0	0	2	4								
Jody Davis, R OBP: 0.288, SLG: 0.377 (1, 2)										4	0	1	0	0	1	1								
Shawon Dunston, R OBP: 0.290, SLG: 0.337 (1, 6)										1	0	0	1	1	1	0								
Thao Bosley, L OBP: 0.365, SLG: 0.539 (8, PH)										1	0	0	0	0	0	0								
Dave Owen, S OBP: 0.375, SLG: 0.375 (8, 6)										0	0	0	0	0	0	0								
Johnny Abrego, R Derek Botelho, R Billy Hamilton, R George Frazier, R Ron Meredith, L Richie Hebner, R Lary Sorensen, R (1, 1)										2	0	0	0	0	0	3								
Inning Stats	R: 1 E: 0 K: 0 S: 5	H: 2 LOB: 1 BB: 0 P: 5	R: 1 E: 0 K: 0 S: 5	H: 2 LOB: 1 BB: 0 P: 5	R: 0 E: 0 K: 1 S: 5	H: 0 LOB: 0 BB: 0 P: 5	R: 0 E: 0 K: 0 S: 4	H: 1 LOB: 2 BB: 1 P: 8	R: 2 E: 1 K: 1 S: 7	H: 2 LOB: 1 BB: 1 P: 11	R: 0 E: 0 K: 1 S: 5	H: 0 LOB: 0 BB: 0 P: 5	R: 1 E: 0 K: 1 S: 6	H: 1 LOB: 2 BB: 2 P: 14	R: 0 E: 0 K: 1 S: 5	H: 0 LOB: 0 BB: 0 P: 5	R: 0 E: 0 K: 0 S: 3	H: 0 LOB: 1 BB: 1 P: 7	1B: 5 2B: 3 3B: 0 HR: 0	SF: 1 SAC: 0 DP: 0 HBP: 0	WP: 0 PB: 0 SB: 2 CS: 0	PA: 40		
PITCHER	IP WLS BF H R ER SO BB IBB HBP BLK WP HR S P ERA WHIP																							
Bill Gullickson, R ERA: 3.49 (1, 1)	6.2	31	8	5	5	3	2	1	0	0	0	0	0	0	34	46	6.75	1.500						
Tim Burke, R ERA: 2.0 (7, 1)	2.1	W 9	0	0	0	2	1	1	0	0	0	0	0	11	19	0.00	0.429							

Chicago Cubs @ Montreal Expos
Olympic Stadium, Montreal, QB
Mon Sep 16 1985, 7:05 PM EDT
Att: 10,399 - Unknown

AB 34
R 5
H 8
RBI 5
BB 5
SO 5
LOB 14

Batter	1	2	3	4	5	6	7	8	9	AB	R	H	RBI	BB	SO	LOB	BOTTOM						
Tim Raines, S OBP: 0.395, SLG: 0.456 (1, 7)										3	0	2	2	2	1	1	Chicago Cubs @ Montreal Expos Olympic Stadium, Montreal, QB Mon Sep 16 1985, 7:05 PM EDT Att: 10,399 - Unknown						
Vance Law, R OBP: 0.361, SLG: 0.405 (1, 4)										4	1	1	1	0	1	6							
Terry Francona, L OBP: 0.315, SLG: 0.372 (1, 3)										4	1	1	0	1	0	3							
Hubie Brooks, R OBP: 0.308, SLG: 0.403 (1, 6)										4	2	2	0	1	0	2							
Doug Frobel, L OBP: 0.309, SLG: 0.248 (1, 9)										4	0	0	1	0	2	2							
Tim Wallach, R OBP: 0.314, SLG: 0.450 (1, 5)										3	2	1	2	1	0	1							
Herm Winningham, L OBP: 0.306, SLG: 0.333 (1, 8)										2	1	0	0	2	0	0							
Sal Butera, R OBP: 0.295, SLG: 0.287 (1, 2)										2	1	1	0	1	0	0							
Scott Thompson, L OBP: 0.257, SLG: 0.277 (7, PH)										0	0	0	1	0	0	0							
Mike O'Berry, R OBP: 0.417, SLG: 0.222 (8, 2)										0	0	0	0	0	0	0							
Bill Gullickson, R OBP: 0.190, SLG: 0.259 (1, 1)										2	0	0	0	0	1	0							
Tim Burke, R OBP: 0.222, SLG: 0.125 (7, 1)										0	0	0	0	1	0	0							
Inning Stats	R: 0 E: 0 K: 0 S: 3	H: 1 LOB: 1 BB: 1 P: 7	R: 0 E: 0 K: 1 S: 5	H: 0 LOB: 0 BB: 0 P: 5	R: 0 E: 0 K: 1 S: 5	H: 0 LOB: 1 BB: 1 P: 9	R: 4 E: 2 K: 1 S: 10	H: 4 LOB: 1 BB: 0 P: 10	R: 1 E: 0 K: 0 S: 4	H: 1 LOB: 1 BB: 1 P: 8	R: 0 E: 0 K: 1 S: 5	H: 0 LOB: 3 BB: 3 P: 17	R: 3 E: 0 K: 0 S: 5	H: 2 LOB: 2 BB: 3 P: 17	R: 0 E: 0 K: 1 S: 5	H: 0 LOB: 0 BB: 0 P: 5	1B: 4 2B: 2 3B: 0 HR: 2	SF: 1 SAC: 3 DP: 1 HBP: 0	WP: 1 PB: 0 SB: 2 CS: 0	PA: 41			
PITCHER	IP WLS BF H R ER SO BB IBB HBP BLK WP HR S P ERA WHIP																						
Johnny Abrego, R ERA: 5.91 (1, 1)	4.0	19	5	4	3	3	2	0	0	0	0	0	1	4	8	9.00	2.000						
Derek Botelho, R ERA: 5.65 (5, 1)	1.0	L 12	1	3	3	1	5	1	0	0	1	0	8	32	16.20	3.600							
George Frazier, R ERA: 6.03 (6, 1)	1.2	12	1	3	3	1	5	1	0	0	1	0	8	32	16.20	3.600							
Ron Meredith, L ERA: 4.43 (7, 1)	0.1	2	1	0	0	0	0	0	0	0	0	0	2	2	0.00	3.000							
Lary Sorensen, R ERA: 4.66 (8, 1)	1.0	3	0	0	0	1	0	0	0	0	0	0	5	5	0.00	0.000							

Chicago Cubs @ Montreal Expos
Olympic Stadium, Montreal, QB
Mon Sep 16 1985, 7:05 PM EDT
Att: 10,399 - Unknown

AB 28
R 8
H 8
RBI 7
BB 9
SO 5
LOB 15

Batter	1	2	3	4	5	6	7	8	9	AB	R	H	RBI	BB	SO	LOB	TOP									
Bob Dernier, R OBP: 0.315, SLG: 0.322 (1, 8)										4	0	2	0	1	1	0	Chicago Cubs @ Montreal Expos Olympic Stadium, Montreal, QB Tue Sep 17 1985, 7:05 PM EDT Att: 12,095 - Unknown									
Gary Matthews, R OBP: 0.352, SLG: 0.371 Billy Hatcher, R OBP: 0.295, SLG: 0.353 Thad Bosley, L OBP: 0.393, SLG: 0.535 (9, PH) (9, 7)										4	0	0	0	0	1	3										
23 Ryne Sandberg, R OBP: 0.364, SLG: 0.505 (1, 4)										3	0	0	0	1	0	0										
Keith Moreland, R OBP: 0.364, SLG: 0.422 (1, 9)										3	1	1	0	1	0	0										
Leon Durham, L OBP: 0.358, SLG: 0.460 (1, 3)										3	1	0	0	1	1	2										
Ron Cey, R OBP: 0.322, SLG: 0.408 Dave Owen, S OBP: 0.375, SLG: 0.375 (9, PH) (9, 5)										2	0	0	0	1	0	3										
Jody Davis, R OBP: 0.290, SLG: 0.384 (1, 2)										3	1	1	3	1	1	1										
Shawon Dunston, R OBP: 0.294, SLG: 0.352 (1, 6)										4	0	2	0	0	1	0										
Dennis Eckersley, R OBP: 0.218, SLG: 0.167 Lee Smith, R (8, 1)										2	0	0	0	1	1	0										
Inning Stats	R: 0 E: 0 K: 1 S: 5	H: 0 LOB: 0 BB: 0 P: 5	R: 0 E: 0 K: 0 S: 3	H: 0 LOB: 1 BB: 0 P: 4	R: 0 E: 0 K: 1 S: 6	H: 1 LOB: 1 BB: 0 P: 6	R: 0 E: 0 K: 0 S: 2	H: 0 LOB: 1 BB: 2 P: 10	R: 0 E: 0 K: 2 S: 8	H: 1 LOB: 2 BB: 1 P: 12	R: 3 E: 0 K: 0 S: 5	H: 3 LOB: 1 BB: 1 P: 9	R: 0 E: 0 K: 1 S: 5	H: 0 LOB: 0 BB: 0 P: 5	R: 0 E: 0 K: 1 S: 5	H: 0 LOB: 0 BB: 0 P: 5		R: 0 E: 0 K: 0 S: 3	H: 1 LOB: 3 BB: 3 P: 15	1B: 4 2B: 1 3B: 1 HR: 1	SF: 0 SAC: 0 DP: 1 HBP: 1	WP: 0 PB: 0 SB: 1 CS: 1	PA: 38			
PITCHER	IP	WLS	BF	H	R	ER	SO	BB	IBB	HBP	BLK	WP	HR	S	P	ERA	WHIP									
Floyd Youmans, R ERA: 2.99	(1, 1)	6.0	L	26	5	3	3	4	4	0	1	0	0	1	29	46	4.50	1.500								
Bert Roberge, R ERA: 2.08	(7, 1)	2.0		6	0	0	0	2	0	0	0	0	0	0	10	10	0.00	0.000								
Randy St. Claire, R ERA: 3.14	(9, 1)	1.0		6	1	0	0	0	3	0	0	0	0	0	3	15	0.00	4.000								

AB	30
R	3
H	6
RBI	3
BB	7
SO	6
LOB	14



Batter	1	2	3	4	5	6	7	8	9	AB	R	H	RBI	BB	SO	LOB	BOTTOM								
Tim Raines, S OBP: 0.394, SLG: 0.454 (1, 7)										4	0	1	0	0	1	1	Chicago Cubs @ Montreal Expos Olympic Stadium, Montreal, QB Tue Sep 17 1985, 7:05 PM EDT Att: 12,095 - Unknown								
Vance Law, R OBP: 0.360, SLG: 0.404 (1, 4)										4	0	1	0	0	0	2									
Terry Francona, L OBP: 0.310, SLG: 0.366 (1, 3)										4	0	0	0	0	0	3									
Hubie Brooks, R OBP: 0.308, SLG: 0.402 (1, 6)										4	0	1	0	0	0	1									
Doug Frobel, L OBP: 0.302, SLG: 0.242 (1, 9)										3	0	0	0	0	1	1									
Tim Wallach, R OBP: 0.312, SLG: 0.448 (1, 5)										3	0	0	0	0	1	0									
Herm Winningham, L OBP: 0.303, SLG: 0.330 (1, 8)										3	0	0	0	0	2	0									
Sal Butera, R OBP: 0.290, SLG: 0.281 U L Washington, S OBP: 0.301, SLG: 0.352 Mike O'Berry, R OBP: 0.417, SLG: 0.222 (9, 2)										2	0	0	0	0	0	0									
Floyd Youmans, R OBP: 0.176, SLG: 0.067 Razor Shines, S OBP: 0.156, SLG: 0.146 Bert Roberge, R (7, 1) Scot Thompson, L OBP: 0.255, SLG: 0.275 Randy St. Claire, R OBP: 0.429, SLG: 0.200 (9, 1)										0	0	0	0	1	0	0									
Inning Stats	R: 0 E: 0 K: 0 S: 3	H: 0 LOB: 0 BB: 0 P: 3	R: 0 E: 0 K: 2 S: 7	H: 0 LOB: 0 BB: 0 P: 7	R: 0 E: 0 K: 2 S: 7	H: 0 LOB: 1 BB: 1 P: 11	R: 0 E: 0 K: 0 S: 3	H: 0 LOB: 0 BB: 0 P: 3	R: 0 E: 0 K: 0 S: 3	H: 0 LOB: 0 BB: 0 P: 3	R: 0 E: 0 K: 0 S: 5	H: 2 LOB: 2 BB: 0 P: 5	R: 0 E: 0 K: 0 S: 3	H: 1 LOB: 0 BB: 0 P: 3	R: 0 E: 0 K: 2 S: 7	H: 0 LOB: 0 BB: 0 P: 7		R: 0 E: 0 K: 0 S: 4	H: 1 LOB: 1 BB: 0 P: 4	1B: 4 2B: 0 3B: 0 HR: 0	SF: 0 SAC: 0 DP: 1 HBP: 0	WP: 0 PB: 0 SB: 0 CS: 0	PA: 31		
PITCHER	IP	WLS	BF	H	R	ER	SO	BB	IBB	HBP	BLK	WP	HR	S	P	ERA	WHIP								
Dennis Eckersley, R ERA: 2.78	(1, 1)	7.0	W	24	3	0	0	4	1	0	0	0	0	31	35	0.00	0.571								
Lee Smith, R ERA: 3.21	(8, 1)	2.0	S	7	1	0	0	2	0	0	0	0	0	11	11	0.00	0.500								

AB	30
R	0
H	4
RBI	0
BB	1
SO	6
LOB	8



Batter	1	2	3	4	5	6	7	8	9	10	11	AB	R	H	RBI	BB	SO	LOB	TOP							
Joe Orsulak, L (1, 8) OBP: 0.325, SLG: 0.345 Sinto Lezcano, R (8, PH) OBP: 0.396, SLG: 0.310 Marvell Wynne, L (8, 8) OBP: 0.254, SLG: 0.265												4	1	2	1	0	1	0								
R.J. Reynolds, S (1, 7) OBP: 0.319, SLG: 0.383												5	0	2	2	0	1	1								
Johnny Ray, S (1, 4) OBP: 0.311, SLG: 0.356												5	0	1	0	1	0	4								
Sid Bream, L (1, 3) OBP: 0.287, SLG: 0.378												5	2	3	2	1	0	1								
Mike Brown, R (1, 9) OBP: 0.334, SLG: 0.459												6	1	1	0	0	0	4								
Tony Peña, R (1, 2) OBP: 0.232, SLG: 0.365												6	2	2	4	0	1	2								
Denny Gonzalez, R (1, 5) OBP: 0.298, SLG: 0.372												6	1	2	0	0	0	2								
Sam Khalifa, R (1, 6) OBP: 0.287, SLG: 0.319												4	1	1	0	1	2	1								
Bob Walk, R (1, 1) Sieve Kentz, L (7, PH) OBP: 0.210, SLG: 0.300 Cecilio Guante, R (7, 1) OBP: 0.187, SLG: 0.067 Lee Martinez, R (8, PH) OBP: 0.228, SLG: 0.332 Pat Clements, R (8, 1) OBP: 0.273, SLG: 0.476 Don Robinson, R (8, 1) OBP: 0.273, SLG: 0.476												2	0	0	0	0	0	3								
Inning Stats	R: 0 E: 0 K: 2 S: 8	H: 1 LOB: 1 BB: 0 P: 8	R: 1 E: 0 K: 0 S: 4	H: 2 LOB: 0 BB: 0 P: 4	R: 0 E: 0 K: 0 S: 4	H: 1 LOB: 1 BB: 0 P: 4	R: 0 E: 0 K: 1 S: 7	H: 2 LOB: 3 BB: 1 P: 11	R: 0 E: 0 K: 0 S: 3	H: 0 LOB: 0 BB: 0 P: 3	R: 1 E: 0 K: 0 S: 4	H: 1 LOB: 0 BB: 0 P: 4	R: 2 E: 0 K: 1 S: 8	H: 3 LOB: 2 BB: 1 P: 12	R: 2 E: 0 K: 0 S: 7	H: 4 LOB: 2 BB: 0 P: 7	R: 0 E: 0 K: 0 S: 3	H: 0 LOB: 0 BB: 0 P: 3	R: 0 E: 0 K: 2 S: 7	H: 0 LOB: 0 BB: 0 P: 7	R: 0 E: 0 K: 0 S: 6	H: 3 LOB: 0 BB: 1 P: 10	1B: 11 2B: 3 3B: 0 HR: 3	SF: 0 SAC: 1 DP: 0 HBP: 0	WP: 1 PB: 1 SB: 2 CS: 1	PA: 52

Pittsburgh Pirates @ Montreal Expos
Olympic Stadium, Montreal, QB
Wed Sep 18 1995, 7:05 PM EDT
Att: 8,448 - Unknown

livebaseballscores.com

AB 48
R 10
H 17
RBI 10
BB 3
SO 6
LOB 20

PITCHER	IP	WLS	BF	H	R	ER	SO	BB	IBB	HBP	BLK	WP	HR	S	P	ERA	WHIP
Bill Laskey, R (1, 1) ERA: 4.34	6.0		25	7	2	2	3	0	0	0	0	0	0	5	5	3.00	1.167
Tim Burke, R (7, 1) ERA: 2.17	0.1		3	2	2	2	1	0	0	0	0	0	0	5	5	54.00	6.000
Jeff Reardon, R (7, 1) ERA: 3.12	1.0		8	4	2	2	0	1	0	0	0	0	0	7	11	18.00	5.000
Gary Lucas, L (8, 1) ERA: 3.28	0.2		3	1	0	0	0	0	0	0	0	0	0	3	3	0.00	1.500
Bert Roberge, R (9, 1) ERA: 2.56	3.0	L	13	3	4	4	2	0	1	0	0	0	1	16	20	12.00	1.000

Batter	1	2	3	4	5	6	7	8	9	10	11	AB	R	H	RBI	BB	SO	LOB	BOTTOM							
Tim Raines, S (1, 7) OBP: 0.395, SLG: 0.453												4	1	1	0	2	0	2								
Vance Law, R (1, 4) OBP: 0.360, SLG: 0.401												3	0	0	0	2	3	2								
Terry Francona, L (1, 3) OBP: 0.309, SLG: 0.364 Al Newman, S (8, PH) OBP: 0.143, SLG: 0.150												4	2	1	0	0	0	5								
Hubie Brooks, R (1, 6) OBP: 0.310, SLG: 0.409												5	1	3	5	0	0	2								
Doug Frobel, L (1, 9) OBP: 0.400, SLG: 0.244 Jim Wohlford, R (8, PH) OBP: 0.288, SLG: 0.279												3	0	1	1	0	1	1								
Tim Wallach, R (1, 5) OBP: 0.311, SLG: 0.444												4	0	0	0	1	1	1								
Herm Winingham, L (1, 8) OBP: 0.301, SLG: 0.327 Jeff Reardon, R (7, 1) OBP: 0.288, SLG: 0.286 Gary Lucas, L (8, 1) OBP: 0.287, SLG: 0.278												3	0	0	0	0	1	0								
Mike O'Berry, R (1, 2) OBP: 0.400, SLG: 0.250 Razor Shines, S (8, PH) OBP: 0.182, SLG: 0.143 Bert Roberge, R (9, 1) OBP: 0.225, SLG: 0.143												3	1	1	0	0	0	0								
Bill Laskey, R (1, 1) OBP: 0.230, SLG: 0.114 Tim Burke, R (7, 1) OBP: 0.222, SLG: 0.125 Andre Dawson, R (7, 8) OBP: 0.230, SLG: 0.404												1	0	0	0	0	1	0								
Inning Stats	R: 2 E: 1 K: 1 S: 7	H: 3 LOB: 1 BB: 1 P: 11	R: 0 E: 0 K: 1 S: 5	H: 0 LOB: 0 BB: 0 P: 5	R: 0 E: 0 K: 0 S: 2	H: 0 LOB: 1 BB: 1 P: 10	R: 0 E: 0 K: 1 S: 5	H: 0 LOB: 0 BB: 0 P: 5	R: 3 E: 1 K: 2 S: 10	H: 2 LOB: 1 BB: 1 P: 14	R: 0 E: 0 K: 0 S: 3	H: 0 LOB: 0 BB: 0 P: 3	R: 0 E: 0 K: 2 S: 7	H: 0 LOB: 0 BB: 0 P: 7	R: 1 E: 0 K: 0 S: 5	H: 2 LOB: 2 BB: 1 P: 9	R: 0 E: 0 K: 1 S: 5	H: 0 LOB: 0 BB: 0 P: 5	R: 0 E: 0 K: 0 S: 3	H: 0 LOB: 0 BB: 0 P: 3	R: 0 E: 1 K: 0 S: 5	H: 1 LOB: 2 BB: 0 P: 5	1B: 5 2B: 3 3B: 0 HR: 0	SF: 0 SAC: 1 DP: 1 HBP: 0	WP: 0 PB: 0 SB: 0 CS: 1	PA: 46

Pittsburgh Pirates @ Montreal Expos
Olympic Stadium, Montreal, QB
Wed Sep 18 1995, 7:05 PM EDT
Att: 8,448 - Unknown

livebaseballscores.com

AB 40
R 6
H 8
RBI 6
BB 5
SO 8
LOB 22



PITCHER	IP	WLS	BF	H	R	ER	SO	BB	IBB	HBP	BLK	WP	HR	S	P	ERA	WHIP
Bob Walk, R (1, 1) ERA: 3.77	6.0		26	5	5	2	3	3	1	0	0	0	0	32	48	3.00	1.333
Cecilio Guante, R (7, 1) ERA: 2.51	1.0		3	0	0	0	2	0	0	0	0	0	0	7	7	0.00	0.000
Pat Clements, L (8, 1) ERA: 3.36	0.0		2	2	1	1	0	0	0	0	0	0	0	2	2	=	=
Don Robinson, R (8, 1) ERA: 3.88	4.0	W	15	1	0	0	1	0	1	0	0	0	0	16	20	0.00	0.250

Batter	1	2	3	4	5	6	7	8	9	AB	R	H	RBI	BB	SO	LOB	TOP										
Tim Raines, S OBP: 0.401, SLG: 0.459 (1, 7)										4	2	3	0	1	1	0	Montreal Expos @ St. Louis Cardinals Busch Stadium, St. Louis, MO Sat Sep 21 1985, 3:33 AM CDT Att: 32,788 - Unknown										
Vance Law, R OBP: 0.361, SLG: 0.398 (1, 4)										5	1	1	0	0	0	5											
Andre Dawson, R OBP: 0.288, SLG: 0.406 (1, 9)										4	1	1	4	1	0	1											
Hubie Brooks, R OBP: 0.308, SLG: 0.411 (1, 6)										5	0	1	1	0	2	2											
Tim Wallach, R OBP: 0.308, SLG: 0.437 (1, 5)										4	0	1	0	0	0	1											
Andres Galarraga, R OBP: 0.222, SLG: 0.242 (1, 3)										4	1	1	1	0	1	1											
Mitch Webster, S OBP: 0.308, SLG: 0.452 (1, 8)										3	0	0	0	1	0	1											
Sal Butera, R OBP: 0.292, SLG: 0.284 (8, PH)										3	0	1	0	0	1	0											
Terry Francona, L OBP: 0.309, SLG: 0.357 (8, 2)										1	0	0	0	0	0	0											
Mike O'Berry, R OBP: 0.368, SLG: 0.250 (8, 2)										0	0	0	0	0	0	0											
Bill Gullickson, R OBP: 0.200, SLG: 0.267 (6, 1)										2	1	1	0	0	1	0											
Gary Lucas, L (6, 1)										0	0	0	0	0	0	0											
Bert Roberge, R (6, 1)										0	0	0	0	0	0	0											
Scot Thompson, L OBP: 0.255, SLG: 0.274 (9, PH)										1	0	0	0	0	0	0											
Inning Stats	R: 1 E: 0 K: 0 S: 5	H: 2 LOB: 1 BB: 0 P: 5	R: 0 E: 0 K: 1 S: 5	H: 0 LOB: 0 BB: 0 P: 5	R: 4 E: 0 K: 1 S: 10	H: 5 LOB: 1 BB: 0 P: 10	R: 0 E: 0 K: 3 S: 9	H: 0 LOB: 0 BB: 0 P: 9	R: 0 E: 0 K: 1 S: 5	H: 0 LOB: 0 BB: 0 P: 5	R: 0 E: 0 K: 0 S: 3	H: 0 LOB: 0 BB: 0 P: 3	R: 0 E: 0 K: 0 S: 3	H: 0 LOB: 0 BB: 0 P: 3	R: 0 E: 0 K: 0 S: 4	H: 1 LOB: 2 BB: 1 P: 8	1B: 8 2B: 0 3B: 0 HR: 2	SF: 0 SAC: 1 DP: 0 HBP: 0	WP: 0 PA: 40 PB: 0 SB: 3 CS: 0								
PITCHER	IP	WLS	BF	H	R	ER	SO	BB	IBB	HBP	BLK	WP	HR	S	P	ERA	WHIP										
John Tudor, L ERA: 2.11 (1, 1)	5.0		22	7	5	5	6	0	0	0	0	0	1	34	34	9.00	1.400										
Kurt Kephart, R ERA: 4.69 (6, 1)	0.2		5	2	1	1	0	1	0	0	0	0	1	4	8	13.50	4.500										
Bill Campbell, R ERA: 3.3 (6, 1)	0.1		2	0	0	0	0	0	1	0	0	0	0	1	5	0.00	0.000										
Jeff Lahti, R ERA: 1.9 (7, 1)	2.2	W	10	1	0	0	0	1	0	0	0	0	0	9	13	0.00	0.750										
Todd Worrell, R ERA: 2.93 (9, 1)	0.1	S	1	0	0	0	0	0	0	0	0	0	0	1	1	0.00	0.000										
Batter	1	2	3	4	5	6	7	8	9	AB	R	H	RBI	BB	SO	LOB	BOTTOM										
Vince Coleman, S OBP: 0.323, SLG: 0.343 (1, 7)										4	0	0	0	0	1	2	Montreal Expos @ St. Louis Cardinals Busch Stadium, St. Louis, MO Sat Sep 21 1985, 3:33 AM CDT Att: 32,788 - Unknown										
Jeff Lahti, R (7, 1)										1	0	0	0	0	0	0											
Todd Worrell, R (9, 1)										0	0	0	0	0	0	0											
Willie McGee, S OBP: 0.389, SLG: 0.517 (1, 8)										4	0	1	0	0	0	2											
Tom Herr, S OBP: 0.388, SLG: 0.419 (1, 4)										3	2	2	0	0	0	1											
Jack Clark, R OBP: 0.398, SLG: 0.515 (1, 3)										4	2	2	2	0	0	2											
Mike Jorgensen, L OBP: 0.397, SLG: 0.269 (8, 3)										0	0	0	0	0	0	0											
Andy Van Slyke, L OBP: 0.333, SLG: 0.446 (1, 9)										3	2	1	1	1	0	0											
Terry Pendleton, S OBP: 0.276, SLG: 0.294 (1, 5)										4	1	1	2	0	0	1											
Darrell Porter, L OBP: 0.318, SLG: 0.406 (1, 2)										0	0	0	1	1	0	0											
Tito Landrum, R OBP: 0.364, SLG: 0.445 (6, PH)										1	0	0	0	0	0	1											
Tom Nieto, R OBP: 0.302, SLG: 0.285 (7, 2)										1	0	0	0	0	0	0											
Ozzie Smith, S OBP: 0.348, SLG: 0.350 (1, 6)										2	0	0	0	2	0	0											
John Tudor, L OBP: 0.189, SLG: 0.233 (5, PH)										1	0	0	0	0	0	2											
Steve Stritt, L OBP: 0.319, SLG: 0.339 (5, PH)										1	0	0	0	0	0	0											
Kurt Kephart, R OBP: 0.319, SLG: 0.339 (5, 1)										0	0	0	0	0	0	0											
Bill Campbell, R OBP: 0.319, SLG: 0.339 (5, 1)										0	0	0	0	0	0	0											
Cesar Cedeno, R OBP: 0.344, SLG: 0.438 (7, 7)										2	0	1	1	0	0	0											
Inning Stats	R: 0 E: 0 K: 0 S: 4	H: 1 LOB: 1 BB: 0 P: 4	R: 0 E: 0 K: 0 S: 3	H: 0 LOB: 2 BB: 2 P: 11	R: 0 E: 0 K: 0 S: 4	H: 1 LOB: 1 BB: 0 P: 4	R: 1 E: 0 K: 0 S: 3	H: 0 LOB: 0 BB: 1 P: 7	R: 0 E: 0 K: 1 S: 10	H: 0 LOB: 0 BB: 0 P: 3	R: 4 E: 0 K: 1 S: 10	H: 5 LOB: 2 BB: 1 P: 14	R: 2 E: 0 K: 0 S: 4	H: 1 LOB: 0 BB: 0 P: 5	R: 0 E: 0 K: 0 S: 3	H: 0 LOB: 0 BB: 0 P: 3	1B: 5 2B: 2 3B: 0 HR: 1	SF: 1 SAC: 0 DP: 0 HBP: 1	WP: 0 PA: 37 PB: 0 SB: 1 CS: 0								
PITCHER	IP	WLS	BF	H	R	ER	SO	BB	IBB	HBP	BLK	WP	HR	S	P	ERA	WHIP										
Bill Gullickson, R ERA: 3.6 (1, 1)	5.0		23	5	4	4	4	3	0	0	0	0	0	20	32	7.20	1.600										
Gary Lucas, L ERA: 3.36 (6, 1)	0.1		3	1	0	0	0	1	0	0	0	0	0	2	6	0.00	6.000										
Bert Roberge, R ERA: 2.73 (6, 1)	2.2	L	11	2	3	3	1	0	0	1	0	0	1	12	13	10.12	0.750										

Batter	1	2	3	4	5	6	7	8	9	AB	R	H	RBI	BB	SO	LOB	TOP																	
Tim Raines, S (1, 7) OBP: 0.403, SLG: 0.459	4-0 1B S BB	0-0 S 1B		0-0 4-3		4-0 1B IBB		0-0 L8	3 0 1 1 2 0 0																									
Vance Law, R (1, 4) OBP: 0.360, SLG: 0.396	0-3 K	0-0 F9		0-3 K		0-0 1B		0-0 L8	5 0 1 2 0 2 3																									
Andre Dawson, R (1, 9) OBP: 0.291, SLG: 0.413	0-0 1B	4-0 IBB			0-0 F5		0-0 HR	0-0 6-3	4 1 2 1 1 0 0																									
Hubie Brooks, R (1, 6) OBP: 0.306, SLG: 0.408	0-3 K	0-0 F9			0-0 F6		0-0 4-3		4 0 0 0 0 1 5																									
Terry Francona, L (1, 3) OBP: 0.305, SLG: 0.355	0-0 1B		0-0 F9		0-0 6-3		0-0 F8		4 0 1 0 0 0 0																									
Tim Wallach, R (1, 5) OBP: 0.307, SLG: 0.436	0-0 F3		0-0 5-3		0-0 4-3 1B		0-0 5-3		4 1 1 0 0 0 3																									
Mitch Webster, S (1, 8) OBP: 0.312, SLG: 0.471		0-0 BB 1B		0-0 HR		0-0 F7		0-3 K	4 2 2 1 0 1 1																									
Sal Butera, R (1, 2) OBP: 0.287, SLG: 0.279		0-0 L4		0-0 6-3		4-0 1B BB		0-0 3-1	2 0 0 0 0 0 1																									
Razor Shines, S (6, PH) OBP: 0.196, SLG: 0.140						1-2 1B BB			0 0 0 0 1 0 0																									
Fred Manrique, R (6, PH) OBP: 0.333, SLG: 0.333									0 1 0 0 0 0 0																									
Mike O'Berry, R (6, 2) OBP: 0.350, SLG: 0.235									1 0 0 0 0 0 0																									
Floyd Youmans, R (1, 1) OBP: 0.211, SLG: 0.063		4-0 1B		0-0 5-3		0-0 4-3		0-3 K	1 0 0 0 1 0 0																									
Scot Thompson, L (6, PH) OBP: 0.254, SLG: 0.272						1-2 2-3			1 0 0 0 0 0 2																									
Tim Burke, R (6, 1) OBP: 0.200, SLG: 0.111									1 0 0 0 0 1 0																									
Jack O'Connor, L (8, 1) OBP: 0.200, SLG: 0.111									0 0 0 0 0 0 0																									
Inning Stats	R: 0 E: 0 K: 2 S: 9	H: 2 LOB: 3 BB: 1 P: 13	R: 1 E: 0 K: 0 S: 5	H: 2 LOB: 3 BB: 2 P: 13	R: 1 E: 0 K: 0 S: 4	H: 1 LOB: 0 BB: 0 P: 4	R: 0 E: 0 K: 1 S: 5	H: 0 LOB: 0 BB: 0 P: 5	R: 0 E: 0 K: 0 S: 3	H: 0 LOB: 0 BB: 0 P: 3	R: 2 E: 0 K: 0 S: 4	H: 2 LOB: 2 BB: 2 P: 12	R: 1 E: 0 K: 0 S: 4	H: 1 LOB: 0 BB: 0 P: 4	R: 0 E: 0 K: 2 S: 7	H: 0 LOB: 0 BB: 0 P: 7	R: 0 E: 0 K: 0 S: 3	H: 0 LOB: 0 BB: 0 P: 3	1B: 6 2B: 0 3B: 0 HR: 2	SF: 0 SAC: 0 DP: 0 HBP: 0	WP: 0 PB: 0 SB: 2 CS: 0	PA: 39												
PITCHER	IP WLS BF H R ER SO BB IBB HBP BLK WP HR S P ERA WHIP																																	
Joaquin Andujar, R (1, 1) ERA: 3.29	7.0	33	8	5	5	3	3	2	0	0	0	0	0	2	34	54	6.43	1.571																
Ken Dayley, L (8, 1) ERA: 2.46	2.0	W	6	0	0	0	2	0	0	0	0	0	0	0	10	10	0.00	0.000																

Montreal Expos @ St. Louis Cardinals
 Busch Stadium, St. Louis, MO
 Sun Sep 22 1985, 3:33 AM CDT
 Att: 32,968 - Unknown

AB	34
R	5
H	8
RBI	5
BB	5
SO	5
LOB	15





Batter	1	2	3	4	5	6	7	8	9	AB	R	H	RBI	BB	SO	LOB	BOTTOM																		
Vince Coleman, S (1, 7) OBP: 0.322, SLG: 0.341	0-0 F4	0-0 F7			0-0 4-3		0-0 WP 1B		0-0 F8	5 0 1 0 0 0 1																									
Willie McGee, S (1, 8) OBP: 0.388, SLG: 0.514	0-0 5-3		0-0 F4		0-0 5-3		0-0 F7		0-0 HR 1B	5 1 1 0 0 0 1																									
Tom Herr, S (1, 4) OBP: 0.388, SLG: 0.423	4-0 BB		0-0 G3		0-0 4-3		0-0 F8		0-0 HR	4 1 1 2 1 0 2																									
Cesar Cedeno, R (1, 3) OBP: 0.346, SLG: 0.440	0-3 K		0-0 E6 1B		0-0 1B G3		0-0 5-3			4 1 2 0 0 1 3																									
Andy Van Slyke, L (1, 9) OBP: 0.335, SLG: 0.447		0-0 6-3		0-0 F8		0-0 G3 1B		0-0 SH3-4 1B	4 0 2 0 0 0 1																										
Terry Pendleton, S (1, 5) OBP: 0.276, SLG: 0.294		4-0 S 1B BB		0-0 F7		4-0 G3 BB		0-0 SH3-4	1 1 0 0 2 0 0																										
Darrell Porter, L (1, 2) OBP: 0.318, SLG: 0.405		0-0 S 1B		0-3 K		0-0 G3		0-3 K	3 1 1 1 0 1 2																										
Tito Landrum, R (6, PH) OBP: 0.362, SLG: 0.442						1-2 2-3 3-H			1 0 0 0 0 1 1																										
Tom Nieto, R (9, 2) OBP: 0.302, SLG: 0.285		1-2 E 1B		0-0 K		1-2 2-3 3-H			0 0 0 0 0 0 0																										
Ozzie Smith, S (1, 6) OBP: 0.347, SLG: 0.349		0-0 E3 1B		0-0 F6		0-0 4-3		0-0 F8	4 0 1 1 0 0 3																										
Joaquin Andujar, S (1, 1) OBP: 0.158, SLG: 0.133		0-3 K		0-0 K		0-0 1B WP		0-0 5-3	2 0 0 0 0 2 1																										
Steve Braun, L (7, PH) OBP: 0.329, SLG: 0.350									1 0 1 0 0 0 0																										
Tom Lawless, R (7, PR) OBP: 0.254, SLG: 0.259									0 1 0 0 0 0 0																										
Ken Dayley, L (8, 1) OBP: 0.400, SLG: 0.400									0 0 0 0 0 0 0																										
Brian Harper, R (9, PH) OBP: 0.302, SLG: 0.354									1 0 0 0 0 0 0																										
Inning Stats	R: 0 E: 0 K: 1 S: 5	H: 0 LOB: 1 BB: 1 P: 9	R: 2 E: 1 K: 1 S: 7	H: 2 LOB: 1 BB: 1 P: 11	R: 0 E: 1 K: 0 S: 4	H: 1 LOB: 1 BB: 0 P: 4	R: 0 E: 0 K: 1 S: 5	H: 0 LOB: 0 BB: 0 P: 5	R: 0 E: 0 K: 0 S: 5	H: 0 LOB: 0 BB: 0 P: 5	R: 1 E: 0 K: 0 S: 5	H: 2 LOB: 2 BB: 1 P: 9	R: 1 E: 0 K: 0 S: 5	H: 2 LOB: 0 BB: 0 P: 5	R: 0 E: 0 K: 1 S: 6	H: 1 LOB: 1 BB: 0 P: 6	R: 2 E: 0 K: 0 S: 4	H: 2 LOB: 0 BB: 0 P: 4	1B: 9 2B: 0 3B: 0 HR: 1	SF: 0 SAC: 1 DP: 0 HBP: 0	WP: 1 PB: 0 SB: 3 CS: 0	PA: 39													
PITCHER	IP WLS BF H R ER SO BB IBB HBP BLK WP HR S P ERA WHIP																																		
Floyd Youmans, R (1, 1) ERA: 2.53	5.0	20	3	2	1	4	2	0	0	0	0	0	0	1	0	11	15	9.00	3.000																
Tim Burke, R (6, 1) ERA: 2.42	2.0	L	7	2	2	2	1	0	0	0	0	0	0	0	1	9	9	10.80	1.200																
Jack O'Connor, L (8, 1) ERA: 5.21	1.2	L	7	2	2	2	1	0	0	0	0	0	0	0	1	9	9	10.80	1.200																


Montreal Expos @ St. Louis Cardinals
 Busch Stadium, St. Louis, MO
 Sun Sep 22 1985, 3:33 AM CDT
 Att: 32,968 - Unknown


AB	35
R	6
H	10
RBI	4
BB	3
SO	5
LOB	15



Batter	1	2	3	4	5	6	7	8	9	AB	R	H	RBI	BB	SO	LOB	TOP											
Mitch Webster, S OBP: 0.314, SLG: 0.474 (1, 8)	F9		FC5-2 5-3 1B		K		HR	F5		5	1	2	1	0	1	1	Montreal Expos @ Chicago Cubs Wrigley Field, Chicago, IL Mon Sep 23 1985, 3:33 AM CDT Att: 4,647 - Unknown 											
Vance Law, R OBP: 0.360, SLG: 0.401 (1, 4)	6-3		5-3		F9		HR		BB	4	1	1	2	1	0	2												
Andre Dawson, R OBP: 0.290, SLG: 0.416 (1, 9)	F9		FC5-2 BB		HR		5-3	F4		5	1	1	1	0	0	3												
Hubie Brooks, R OBP: 0.310, SLG: 0.408 (1, 6)		1B FC4-6 BB			4-3				2B BB	2	2	1	0	3	0	0												
Tim Wallach, R OBP: 0.308, SLG: 0.443 (1, 5)	F8		4-3			HR	K		BB CS 2B	5	1	2	2	0	1	5												
Andres Galarraga, R OBP: 0.268, SLG: 0.368 (1, 3)		FC4-6 1B			K				6-3	5	1	3	1	0	1	1												
Jim Wohlford, R OBP: 0.272 Herm Winningham, L OBP: 0.300, SLG: 0.323 (8, PH) (8, 7)	FC4-6 1B				K		4-3	2-3	BB IBB	3	0	0	1	0	1	2												
Sal Butera, R OBP: 0.288, SLG: 0.274 Razor Shines, S OBP: 0.213, SLG: 0.140 Al Newman, S OBP: 0.174, SLG: 0.182 Mike O'Berry, R OBP: 0.391, SLG: 0.235 (8, PH) (8, 7)	4-3						F6		BB	2	0	0	0	1	0	1												
David Palmer, R OBP: 0.114, SLG: 0.143 Fred Martinez, R OBP: 0.200, SLG: 1.000 Bert Roberts, R (7, 1) Jack O'Connor, L (7, 1) Randy St. Claire, R OBP: 0.120, SLG: 0.200 Doug Frobel, L OBP: 0.294 Tim Burke, R OBP: 0.162, SLG: 0.100 (8, PH) (8, 1)			5-3 1B FC5-2 1B		FC6				HR	2	0	1	0	0	0	1												
Inning Stats	R: 0 E: 0 K: 0 S: 3	H: 0 LOB: 0 BB: 0 P: 3	R: 1 E: 0 K: 0 S: 4	H: 1 LOB: 1 BB: 1 P: 8	R: 0 E: 0 K: 0 S: 5	H: 2 LOB: 3 BB: 1 P: 9	R: 0 E: 0 K: 2 S: 7	H: 0 LOB: 1 BB: 1 P: 11	R: 1 E: 0 K: 1 S: 6	H: 1 LOB: 0 BB: 0 P: 6	R: 1 E: 0 K: 0 S: 4	H: 2 LOB: 0 BB: 0 P: 4	R: 3 E: 0 K: 1 S: 8	H: 4 LOB: 1 BB: 0 P: 8	R: 3 E: 0 K: 0 S: 5	H: 2 LOB: 1 BB: 2 P: 13		R: 1 E: 0 K: 1 S: 5	H: 1 LOB: 2 BB: 3 P: 17	1B: 5 2B: 3 3B: 1 HR: 5	SF: 0 SAC: 0 DP: 1 HBP: 0	WP: 0 PB: 0 SB: 0 CS: 3	PA: 45					
PITCHER	IP	WLS	BF	H	R	ER	SO	BB	IBB	HBP	BLK	WP	HR	S	P	ERA		WHIP										
Steve Trout, L ERA: 3.49 (1, 1)	6.0		28	8	5	5	3	3	0	0	0	0	2	31	43	7.50		1.833										
George Frazier, R ERA: 6.39 (7, 1)	1.1	L	8	4	4	4	1	1	0	0	0	0	3	9	13	27.00		3.750										
Derek Botelho, R ERA: 5.57 (8, 1)	0.2		3	0	0	0	1	0	0	0	0	0	0	2	6	0.00		1.500										
Dave Gumpert, R ERA: 3.48 (9, 1)	0.0		2	1	1	1	0	1	0	0	0	0	0	1	5	∞		∞										
Lary Sorensen, R ERA: 4.37 (9, 1)	1.0		4	0	0	0	1	1	1	0	0	0	0	4	12	0.00		1.000										
Batter	1	2	3	4	5	6	7	8	9	AB	R	H	RBI	BB	SO	LOB	BOTTOM											
Bob Dernier, R OBP: 0.317, SLG: 0.319 (1, 8)	F8		FC4-6 1B		23 FC5 1B	CS	23 3B 1B	5-3		5	1	3	0	0	0	0	Montreal Expos @ Chicago Cubs Wrigley Field, Chicago, IL Mon Sep 23 1985, 3:33 AM CDT Att: 4,647 - Unknown 											
Shawon Dunston, R OBP: 0.305, SLG: 0.383 (1, 6)	K		FC4-6 CS 23 S		23 FC5 1B BB		23 3B 1B	HR		4	3	2	1	1	1	1												
23 Ryne Sandberg, R OBP: 0.371, SLG: 0.509 (1, 4)					FC5 FC3-6 1B WP		2B 3B	K		3	3	1	2	2	1	2												
Keith Moreland, R OBP: 0.368, SLG: 0.426 (1, 5)					FC3-6 1B		G3 2B	1B		4	0	4	3	1	0	0												
Leon Durham, L OBP: 0.355, SLG: 0.456 (1, 3)	K				FC3-6 WP		G3	F8		4	0	0	0	1	1	6												
Jody Davis, R OBP: 0.293, SLG: 0.379 (1, 2)		F5			5-3		G6-4-3 IBB	6-3		4	0	1	0	1	0	2												
Thad Bosley, L OBP: 0.395, SLG: 0.521 Davey Lopes, R OBP: 0.376, SLG: 0.427 (7, PH) (8, 7)		6-3			G1-2-3 BB		G6-4-3			2	0	0	0	1	0	0												
Billy Hatcher, R OBP: 0.301, SLG: 0.368 (1, 9)					G1-2-3			4-3		4	0	2	0	0	0	3												
Steve Trout, L OBP: 0.187, SLG: 0.150 George Frazier, R ERA: 3.75 Bert Roberts, R ERA: 3.14 Jack O'Connor, L ERA: 0.12 Randy St. Claire, R ERA: 3.27 Tim Burke, R ERA: 2.46 (8, 1) (7, 1) (8, 1) (8, PH) (9, 1) (9, 1)					K			6-3		3	0	0	0	0	3	4												
Inning Stats	R: 0 E: 0 K: 2 S: 7	H: 0 LOB: 2 BB: 2 P: 15	R: 0 E: 0 K: 1 S: 6	H: 1 LOB: 0 BB: 0 P: 6	R: 1 E: 0 K: 0 S: 3	H: 2 LOB: 1 BB: 1 P: 7	R: 0 E: 0 K: 1 S: 5	H: 1 LOB: 2 BB: 2 P: 13	R: 2 E: 0 K: 0 S: 5	H: 2 LOB: 1 BB: 1 P: 9	R: 0 E: 0 K: 1 S: 5	H: 1 LOB: 0 BB: 0 P: 5	R: 3 E: 0 K: 0 S: 6	H: 4 LOB: 1 BB: 1 P: 10	R: 0 E: 0 K: 0 S: 3	H: 0 LOB: 0 BB: 0 P: 3		R: 1 E: 0 K: 1 S: 7	H: 2 LOB: 1 BB: 0 P: 7	1B: 10 2B: 1 3B: 1 HR: 1	SF: 0 SAC: 0 DP: 2 HBP: 0	WP: 1 PB: 0 SB: 3 CS: 3	PA: 43					
PITCHER	IP	WLS	BF	H	R	ER	SO	BB	IBB	HBP	BLK	WP	HR	S	P	ERA		WHIP										
David Palmer, R ERA: 3.75 (1, 1)	6.0		27	7	3	3	3	6	0	0	0	0	1	31	55	4.50		2.167										
Bert Roberts, R ERA: 3.14 (7, 1)	0.0		4	4	3	3	0	0	0	0	0	0	0	4	4	∞		∞										
Jack O'Connor, L ERA: 0.12 (7, 1)	0.1		2	0	0	0	0	0	1	0	0	0	0	1	5	0.00		0.000										
Randy St. Claire, R ERA: 3.27 (7, 1)	0.2	W	1	0	0	0	0	0	0	0	0	0	0	1	1	0.00		0.000										
Tim Burke, R ERA: 2.46 (8, 1)	2.0	S	8	2	1	1	1	0	0	0	0	0	1	10	10	4.50		1.000										

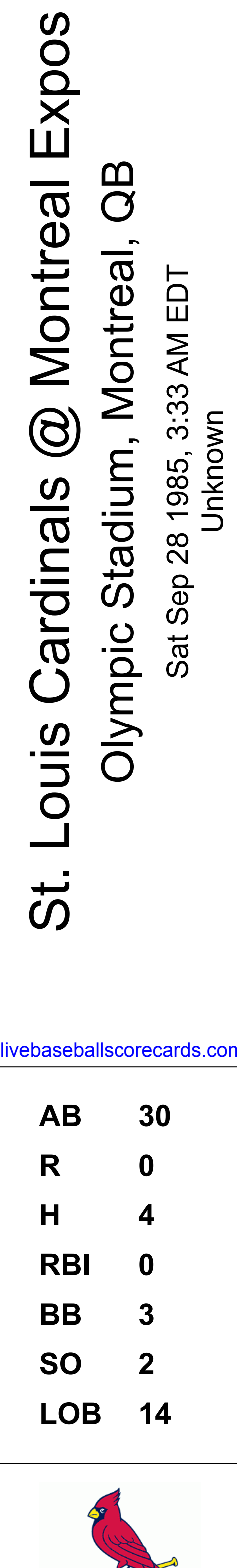
Batter	1	2	3	4	5	6	7	8	9	AB	R	H	RBI	BB	SO	LOB	TOP
Mitch Webster, S OBP: 0.325, SLG: 0.483										5	3	3	3	1	2	2	
Vance Law, R OBP: 0.362, SLG: 0.401										3	2	1	0	2	0	3	
Randy St. Claire, R OBP: 0.429, SLG: 0.200										1	0	0	0	0	0	1	
Jack O'Connor, L OBP: 0.289, SLG: 0.286										0	0	0	0	0	0	0	
Jeff Reardon, R OBP: 0.289, SLG: 0.286										0	0	0	0	0	0	0	
Andre Dawson, R OBP: 0.294, SLG: 0.437										6	3	4	8	0	0	1	
Scot Thompson, L OBP: 0.254, SLG: 0.272										0	0	0	0	0	0	0	
Hubie Brooks, R OBP: 0.310, SLG: 0.409										6	1	2	0	0	3	2	
Tim Wallach, R OBP: 0.310, SLG: 0.449										6	2	3	2	0	0	3	
Andres Galarraga, R OBP: 0.277, SLG: 0.364										6	1	2	0	0	2	4	
Jim Wohlford, R OBP: 0.265, SLG: 0.265										3	1	0	0	1	0	1	
Doug Frobel, L OBP: 0.305, SLG: 0.262										1	1	0	0	1	0	1	
Sal Butera, R OBP: 0.301, SLG: 0.309										4	3	2	4	1	0	1	
Bryn Smith, R OBP: 0.233, SLG: 0.257										2	0	0	0	0	0	1	
Al Newman, S OBP: 0.208, SLG: 0.162										0	0	0	0	1	0	0	
										0	0	0	0	1	0	0	
										0	0	0	0	1	0	0	
										0	0	0	0	1	0	0	
										0	0	0	0	1	0	0	
										0	0	0	0	1	0	0	
										0	0	0	0	1	0	0	
										0	0	0	0	1	0	0	
										0	0	0	0	1	0	0	
										0	0	0	0	1	0	0	
										0	0	0	0	1	0	0	
										0	0	0	0	1	0	0	
										0	0	0	0	1	0	0	
										0	0	0	0	1	0	0	
										0	0	0	0	1	0	0	
										0	0	0	0	1	0	0	
										0	0	0	0	1	0	0	
										0	0	0	0	1	0	0	
										0	0	0	0	1	0	0	
										0	0	0	0	1	0	0	
										0	0	0	0	1	0	0	
										0	0	0	0	1	0	0	
										0	0	0	0	1	0	0	
										0	0	0	0	1	0	0	
										0	0	0	0	1	0	0	
										0	0	0	0	1	0	0	
										0	0	0	0	1	0	0	
										0	0	0	0	1	0	0	
										0	0	0	0	1	0	0	
										0	0	0	0	1	0	0	
										0	0	0	0	1	0	0	
										0	0	0	0	1	0	0	
										0	0	0	0	1	0	0	
										0	0	0	0	1	0	0	
										0	0	0	0	1	0	0	
										0	0	0	0	1	0	0	
										0	0	0	0	1	0	0	
										0	0	0	0	1	0	0	
										0	0	0	0	1	0	0	
										0	0	0	0	1	0	0	
										0	0	0	0	1	0	0	
										0	0	0	0	1	0	0	
										0	0	0	0	1	0	0	
										0	0	0	0	1	0	0	
										0	0	0	0	1	0	0	
										0	0	0	0	1	0	0	
										0	0	0	0	1	0	0	
										0	0	0	0	1	0	0	
										0	0	0	0	1	0	0	
										0	0	0	0	1	0	0	
										0	0	0	0	1	0	0	
										0	0	0	0	1	0	0	
										0	0	0	0	1	0	0	
										0	0	0	0	1	0	0	
										0	0	0	0	1	0	0	
										0	0	0	0	1	0	0	
										0	0	0	0	1	0	0	
										0	0	0	0	1	0	0	
										0	0	0	0	1	0	0	
										0	0	0	0	1	0	0	
										0	0	0	0	1	0	0	
										0	0	0	0	1	0	0	
										0	0	0	0	1	0	0	

Batter	1	2	3	4	5	6	7	8	9	AB	R	H	RBI	BB	SO	LOB	TOP					
Tim Raines, S OBP: 0.400, SLG: 0.455 (1, 7)	F7		6-3			K		6-3		4	0	0	0	0	1	1	Montreal Expos @ Pittsburgh Pirates Three Rivers Stadium, Pittsburgh, PA Wed Sep 25 1985, 7:05 PM EDT Att: 2,648 - Unknown					
Mitch Webster, S OBP: 0.322, SLG: 0.478 Doug Frobel, L OBP: 0.301, SLG: 0.258 (1, 8) (5, 8)	F9			P6		FC4-6		G3		2	0	0	0	0	0	0						
Andre Dawson, R OBP: 0.294, SLG: 0.436 (1, 9)	1B			K		K			F8	4	0	1	0	0	2	1						
Hubie Brooks, R OBP: 0.308, SLG: 0.406 (1, 6)	6-3			K					6-3	4	0	0	0	0	1	1						
Terry Francona, L OBP: 0.305, SLG: 0.353 (1, 3)		P4							4-3	4	1	1	0	0	0	0						
Tim Wallach, R OBP: 0.310, SLG: 0.454 (1, 5)	F7			K					1B	3	1	1	2	0	1	0						
Al Newman, S OBP: 0.222, SLG: 0.200 (1, 4)	G3								6-3	3	0	1	0	0	0	0						
Ned Yost, R (1, 2)			6-3						6-3	3	0	0	0	0	0	1						
Bill Lasker, R OBP: 0.236, SLG: 0.111 Gary Lucas, L OBP: 0.302, SLG: 0.528 Herm Winningham, L OBP: 0.288, SLG: 0.328 Bert Roberge, R OBP: 0.298, SLG: 0.138 Razor Shines, S OBP: 0.228, SLG: 0.138 Jack O'Connor, L OBP: 0.228, SLG: 0.138 (1, 1) (3, 1) (6, 1) (6, 1) (8, 1) (8, 1)			K						K	1	0	0	0	0	0	0						
Inning Stats	R: 0 E: 0 K: 0 S: 4	H: 1 LOB: 1 BB: 0 P: 4	R: 0 E: 0 K: 0 S: 3	H: 0 LOB: 0 BB: 0 P: 3	R: 0 E: 0 K: 1 S: 5	H: 0 LOB: 0 BB: 0 P: 5	R: 0 E: 0 K: 2 S: 7	H: 0 LOB: 0 BB: 0 P: 7	R: 0 E: 0 K: 1 S: 6	H: 1 LOB: 1 BB: 0 P: 6	R: 0 E: 0 K: 2 S: 8	H: 1 LOB: 1 BB: 0 P: 8	R: 2 E: 0 K: 0 S: 5	H: 2 LOB: 2 BB: 0 P: 5	R: 0 E: 0 K: 1 S: 5	H: 0 LOB: 0 BB: 0 P: 5	R: 0 E: 0 K: 0 S: 3	H: 0 LOB: 0 BB: 0 P: 3	1B: 4 2B: 0 3B: 0 HR: 1	SF: 0 SAC: 0 DP: 0 HBP: 0	WP: 0 PB: 0 CS: 0	PA: 32
PITCHER Rick Reuschel, R ERA: 2.24 (1, 1)	IP: 9.0 WLS: W BF: 32 H: 5 R: 2 ER: 2 SO: 7 BB: 0 IBB: 0 HBP: 0 BLK: 0 WP: 0 HR: 1 S: 46 P: 46 ERA: 2.00 WHIP: 0.556															PITCHER						

Batter	1	2	3	4	5	6	7	8	9	AB	R	H	RBI	BB	SO	LOB	BOTTOM			
Joe Orsulak, L OBP: 0.328, SLG: 0.350 (1, 8)	S 1B	6-3	1B		4-3		F8			5	1	2	1	0	0	2	Montreal Expos @ Pittsburgh Pirates Three Rivers Stadium, Pittsburgh, PA Wed Sep 25 1985, 7:05 PM EDT Att: 2,648 - Unknown			
R.J. Reynolds, S OBP: 0.326, SLG: 0.391 (1, 7)	F9		1B			SH				2	1	1	1	3	0	1				
Johnny Ray, S OBP: 0.313, SLG: 0.359 (1, 4)	1B	F8	F8			F9	G3			4	0	0	0	1	0	6				
Sid Bream, L OBP: 0.319, SLG: 0.423 (1, 3)	BB 1B		4-3		K	SH 2B IBB		F7		4	1	1	1	1	1	0				
Mike Brown, R OBP: 0.343, SLG: 0.450 (1, 9)	BB		1B		F8	SH 2B		F6		3	2	1	1	1	0	0				
Tony Peña, R OBP: 0.285, SLG: 0.366 (1, 2)	F2		1B		F9	BLK 2B				4	1	2	3	1	0	3				
Jim Morrison, R OBP: 0.270, SLG: 0.329 (1, 5)	F3		1B		F8	K		F9		5	0	1	0	0	1	5				
Sam Khalifa, R OBP: 0.302, SLG: 0.320 (1, 6)		SH2-4 1B	FC5-1 1B			PB BB		F8		3	1	2	1	1	0	1				
Rick Reuschel, R OBP: 0.193, SLG: 0.255 (1, 1)		SH2-4 1B	FC5-1 1B		6-3			F7		3	1	0	0	0	0	3				
Inning Stats	R: 1 E: 0 K: 0 S: 5	H: 2 LOB: 3 BB: 2 P: 13	R: 0 E: 0 K: 0 S: 4	H: 1 LOB: 2 BB: 1 P: 8	R: 4 E: 0 K: 0 S: 9	H: 6 LOB: 2 BB: 0 P: 9	R: 0 E: 0 K: 1 S: 5	H: 0 LOB: 0 BB: 0 P: 5	R: 0 E: 0 K: 1 S: 3	H: 0 LOB: 1 BB: 1 P: 7	R: 3 E: 1 K: 1 S: 7	H: 1 LOB: 1 BB: 2 P: 15	R: 0 E: 0 K: 0 S: 3	H: 0 LOB: 1 BB: 1 P: 7	R: 0 E: 0 K: 0 S: 3	H: 0 LOB: 1 BB: 1 P: 7	1B: 8 2B: 2 3B: 0 HR: 0	SF: 0 SAC: 2 DP: 0 HBP: 0	WP: 0 PB: 1 CS: 0	PA: 43
PITCHER Bill Lasker, R ERA: 4.57 Gary Lucas, L ERA: 3.23 Bert Roberge, R ERA: 3.44 Jack O'Connor, L ERA: 4.87 (1, 1) (3, 1) (6, 1) (8, 1)	IP: 2.2 WLS: L BF: 20 H: 9 R: 5 ER: 5 SO: 5 BB: 3 IBB: 0 HBP: 0 BLK: 0 WP: 0 HR: 0 S: 17 P: 29 ERA: 16.88 WHIP: 4.500															PITCHER				

Batter	1	2	3	4	5	6	7	8	9	AB	R	H	RBI	BB	SO	LOB	TOP
Vince Coleman, S (1, 7) OBP: 0.322, SLG: 0.338	4-3		5-3			F7		F7		4	0	0	0	0	0	2	St. Louis Cardinals @ Montreal Expos Olympic Stadium, Montreal, QB Sat Sep 28 1985, 3:33 AM EDT Unknown livebaseballscorecards.com
Willie McGee, S (1, 8) OBP: 0.397, SLG: 0.511	K		5-3			F8		F8		4	0	0	0	0	1	1	
Tom Herr, S (1, 4) OBP: 0.388, SLG: 0.424	BB					F9		BB		2	0	1	0	2	0	0	
Darrell Porter, L (1, 2) OBP: 0.328, SLG: 0.400	G3					F9		F8		4	0	0	0	0	0	3	
Andy Van Slyke, L (1, 9) OBP: 0.339, SLG: 0.440		4-3				F7		F8		3	0	1	0	1	0	1	
Terry Pendleton, S (1, 5) OBP: 0.284, SLG: 0.304	4-3					FC6-4		F7		4	0	0	0	0	1	4	
Mike Jorgensen, L (1, 3) OBP: 0.370, SLG: 0.257	F9					L3		F8		3	0	0	0	0	0	1	
Ozzie Smith, S (1, 6) OBP: 0.353, SLG: 0.353						6-3				3	0	2	0	0	0	0	
Joaquin Andujar, S (1, 1) OBP: 0.155, SLG: 0.130						5-3				2	0	0	0	0	0	1	
Steve Braun, L (8, PH) OBP: 0.333, SLG: 0.355			B1-3					F8		1	0	0	0	0	0	1	
Todd Worrell, R (8, 1)										0	0	0	0	0	0	0	
Inning Stats	R: 0 E: 0 K: 1 S: 5	H: 0 LOB: 1 BB: 1 P: 9	R: 0 E: 0 K: 0 S: 3	H: 1 LOB: 0 BB: 0 P: 3	R: 0 E: 0 K: 0 S: 4	H: 1 LOB: 1 BB: 0 P: 4	R: 0 E: 0 K: 0 S: 4	H: 0 LOB: 0 BB: 0 P: 4	R: 0 E: 0 K: 0 S: 3	H: 0 LOB: 0 BB: 0 P: 3	R: 0 E: 0 K: 0 S: 4	H: 1 LOB: 1 BB: 2 P: 4	R: 0 E: 0 K: 1 S: 5	H: 0 LOB: 2 BB: 2 P: 13	1B: 4 2B: 0 3B: 0 HR: 0	SF: 0 SAC: 0 DP: 0 HBP: 0	WP: 0 PA: 33 PB: 0 SB: 3 CS: 0
PITCHER	IP WLS BF H R ER SO BB IBB HBP BLK WP HR S P ERA WHIP																
Bill Gullickson, R (1, 1) ERA: 3.44	8.0 W 28 4 0 0 1 1 0 0 0 0 0 29 33 0.00 0.625																
Jeff Reardon, R (9, 1) ERA: 3.06	1.0 S 5 0 0 0 1 2 0 0 0 0 0 0 5 13 0.00 2.000																

Batter	1	2	3	4	5	6	7	8	9	AB	R	H	RBI	BB	SO	LOB	BOTTOM		
Tim Raines, S (1, 7) OBP: 0.399, SLG: 0.458	F8		K			K				4	0	1	0	0	2	0	St. Louis Cardinals @ Montreal Expos Olympic Stadium, Montreal, QB Sat Sep 28 1985, 3:33 AM EDT Unknown livebaseballscorecards.com		
Vance Law, R (1, 4) OBP: 0.361, SLG: 0.398	K		K			F8		3B		3	0	0	0	1	2	0			
Andre Dawson, R (1, 9) OBP: 0.294, SLG: 0.440	F9					5-3		BB		4	1	1	1	0	0	2			
Hubie Brooks, R (1, 6) OBP: 0.307, SLG: 0.404		6-3				5-3		HR		3	0	0	0	0	1	0			
Terry Francona, L (1, 3) OBP: 0.305, SLG: 0.353		F8						1B		3	0	1	0	0	0	0			
Tim Lincecum, R (1, 5) OBP: 0.310, SLG: 0.452		4-0				F9		BB		2	1	0	0	1	0	1			
Mitch Webster, S (1, 8) OBP: 0.327, SLG: 0.478								CS		2	0	1	1	1	0	0			
Sal Butera, R (1, 2) OBP: 0.294, SLG: 0.301		5-3				K				3	0	0	0	0	1	2			
Bill Gullickson, R (1, 1) OBP: 0.194, SLG: 0.258										2	0	0	0	0	0	0			
Razor Shines, S (8, PH) OBP: 0.204, SLG: 0.133						F6				1	0	0	0	0	0	0			
Jeff Reardon, R (9, 1) OBP: 0.286, SLG: 0.286								F9		0	0	0	0	0	0	0			
Inning Stats	R: 0 E: 0 K: 1 S: 5	H: 0 LOB: 0 BB: 0 P: 5	R: 1 E: 0 K: 0 S: 4	H: 1 LOB: 1 BB: 1 P: 8	R: 0 E: 0 K: 2 S: 7	H: 0 LOB: 0 BB: 0 P: 7	R: 0 E: 0 K: 0 S: 4	H: 1 LOB: 1 BB: 0 P: 4	R: 0 E: 0 K: 1 S: 4	H: 0 LOB: 0 BB: 1 P: 8	R: 1 E: 0 K: 2 S: 8	H: 1 LOB: 0 BB: 0 P: 8	R: 0 E: 0 K: 0 S: 3	H: 0 LOB: 0 BB: 0 P: 3	R: 0 E: 0 K: 0 S: 4	H: 1 LOB: 2 BB: 1 P: 8	1B: 2 2B: 1 3B: 1 HR: 1	SF: 0 SAC: 0 DP: 1 HBP: 0	WP: 0 PA: 30 PB: 0 SB: 2 CS: 1
PITCHER	IP WLS BF H R ER SO BB IBB HBP BLK WP HR S P ERA WHIP																		
Joaquin Andujar, R (1, 1) ERA: 3.27	7.0 L 25 3 2 2 6 2 0 0 0 0 0 1 35 43 2.57 0.714																		
Todd Worrell, R (8, 1) ERA: 3.0	1.0 5 1 0 0 0 1 0 0 0 0 0 0 4 8 0.00 2.000																		



Batter	1	2	3	4	5	6	7	8	9	AB	R	H	RBI	BB	SO	LOB	TOP				
Jeff Stone, L OBP: 0.307, SLG: 0.333 (1, 7)										4	0	0	0	0	2	1	Philadelphia Phillies @ Montreal Expos Olympic Stadium, Montreal, QB Wed Oct 02 1985, 7:05 PM EDT Unknown				
Juan Samuel, R OBP: 0.291, SLG: 0.429 (1, 4)										3	1	1	0	1	0	0					
Von Hayes, L OBP: 0.339, SLG: 0.410 (1, 8)										4	0	1	0	0	1	1					
Mike Schmidt, R OBP: 0.371, SLG: 0.530 (1, 3)										2	0	0	0	2	1	2					
Glenn Wilson, R OBP: 0.313, SLG: 0.428 (1, 9)										4	0	1	1	0	2	2					
Ozzie Virgil, R OBP: 0.326, SLG: 0.431 (1, 2)										3	0	1	0	1	1	1					
Tom Foley, L OBP: 0.277, SLG: 0.306 (1, 6)										3	0	1	0	1	0	2					
Rick Schu, R OBP: 0.313, SLG: 0.367 (1, 5)										3	0	0	0	0	1	2					
Kevin Gross, R OBP: 0.175, SLG: 0.230 (1, 1)										2	0	0	0	0	0	1					
Inning Stats	R: 0 E: 0 K: 2 S: 7	H: 0 LOB: 0 BB: 0 P: 7	R: 0 E: 0 K: 0 S: 2	H: 0 LOB: 1 BB: 2 P: 10	R: 0 E: 0 K: 1 S: 5	H: 0 LOB: 0 BB: 0 P: 5	R: 1 E: 0 K: 1 S: 6	H: 2 LOB: 1 BB: 1 P: 10	R: 0 E: 0 K: 1 S: 5	H: 0 LOB: 1 BB: 1 P: 9	R: 0 E: 0 K: 1 S: 6	H: 1 LOB: 1 BB: 0 P: 6	R: 0 E: 0 K: 0 S: 3	H: 0 LOB: 0 BB: 0 P: 3	R: 0 E: 0 K: 1 S: 6	H: 1 LOB: 1 BB: 0 P: 6	1B: 4 2B: 1 3B: 0 HR: 0	SF: 0 SAC: 1 DP: 1 HBP: 0	WP: 0 PB: 0 SB: 0 CS: 1	PA: 34	
PITCHER	IP	WLS	BF	H	R	ER	SO	BB	IBB	HBP	BLK	WP	HR	S	P	ERA	WHIP				
Bryn Smith, R ERA: 2.91 (1, 1)	7.0	W	27	4	1	1	7	5	0	0	0	0	0	36	56	1.29	1.286				
Jeff Reardon, R ERA: 3.16 (8, 1)	2.0	S	7	1	0	0	1	0	0	0	0	0	0	9	9	0.00	0.500				

Batter	1	2	3	4	5	6	7	8	9	AB	R	H	RBI	BB	SO	LOB	BOTTOM				
Tim Raines, S OBP: 0.402, SLG: 0.461 (1, 7)										3	2	2	0	1	1	0	Philadelphia Phillies @ Montreal Expos Olympic Stadium, Montreal, QB Wed Oct 02 1985, 7:05 PM EDT Unknown				
Vance Law, R OBP: 0.363, SLG: 0.400 (1, 4)										2	1	0	0	2	0	1					
Mitch Webster, S OBP: 0.327, SLG: 0.492 (1, 8)										4	0	0	1	0	0	3					
Hubie Brooks, R OBP: 0.307, SLG: 0.405 (1, 6)										2	0	0	1	1	1	1					
Tim Wallach, R OBP: 0.312, SLG: 0.454 (1, 5)										3	0	1	1	1	0	1					
Andres Galarraga, R OBP: 0.271, SLG: 0.327 (1, 3)										4	0	1	0	0	1	3					
Scot Thompson, L OBP: 0.247, SLG: 0.264 (1, 9)										3	0	0	0	0	0	2					
Herm Winningham, L OBP: 0.304, SLG: 0.326 (8, 8)										0	0	0	0	0	0	0					
Sal Butera, R OBP: 0.287, SLG: 0.293 (1, 2)										3	0	0	0	0	1	0					
Bryn Smith, R OBP: 0.227, SLG: 0.250 (1, 1)										2	0	0	0	0	1	0					
Razor Shines, S OBP: 0.196, SLG: 0.128 (7, PH)										1	0	0	0	0	0	0					
Jeff Reardon, R OBP: 0.286, SLG: 0.286 (8, 1)										0	0	0	0	0	0	0					
Inning Stats	R: 2 E: 0 K: 0 S: 6	H: 3 LOB: 2 BB: 1 P: 10	R: 0 E: 0 K: 1 S: 5	H: 0 LOB: 1 BB: 1 P: 9	R: 0 E: 0 K: 1 S: 5	H: 0 LOB: 0 BB: 0 P: 5	R: 0 E: 0 K: 1 S: 5	H: 0 LOB: 0 BB: 0 P: 5	R: 0 E: 0 K: 0 S: 3	H: 0 LOB: 2 BB: 0 P: 3	R: 1 E: 0 K: 0 S: 4	H: 1 LOB: 2 BB: 2 P: 12	R: 0 E: 0 K: 0 S: 3	H: 0 LOB: 0 BB: 0 P: 3	R: 0 E: 0 K: 0 S: 4	H: 1 LOB: 2 BB: 2 P: 12	1B: 3 2B: 0 3B: 1 HR: 0	SF: 1 SAC: 0 DP: 0 HBP: 0	WP: 0 PB: 0 SB: 3 CS: 0	PA: 33	
PITCHER	IP	WLS	BF	H	R	ER	SO	BB	IBB	HBP	BLK	WP	HR	S	P	ERA	WHIP				
Kevin Gross, R ERA: 3.57 (1, 1)	8.0	L	33	4	3	3	5	4	1	0	0	0	0	38	58	3.38	1.000				

AB 28
R 1
H 5
RBI 1
BB 5
SO 8
LOB 12



AB 27
R 3
H 4
RBI 3
BB 5
SO 5
LOB 11



Batter	1	2	3	4	5	6	7	8	9	AB	R	H	RBI	BB	SO	LOB	TOP			
Von Hayes, L OBP: 0.338, SLG: 0.408 (1, 7)										5	1	1	0	0	2	4	Philadelphia Phillies @ Montreal Expos Olympic Stadium, Montreal, QB Wed Oct 02 1985, 7:05 PM EDT Att: 10,178 - Unknown			
Rick Schu, R OBP: 0.314, SLG: 0.368 (1, 5)										4	1	1	0	1	1	0				
Juan Samuel, R OBP: 0.291, SLG: 0.428 (1, 4)										4	0	1	0	0	1	3				
Mike Schmidt, R OBP: 0.372, SLG: 0.528 (1, 3)										2	0	0	0	2	0	1				
Glenn Wilson, R OBP: 0.311, SLG: 0.425 (1, 9)										3	0	0	1	0	0	2				
Gary Maddox, R OBP: 0.296, SLG: 0.359 (1, 8)										3	1	1	0	1	1	2				
Darren Daulton, L OBP: 0.311, SLG: 0.341 (1, 2)										2	0	0	0	2	2	1				
Steve Jeltz, S OBP: 0.286, SLG: 0.223 (1, 6)										3	0	0	0	1	2	2				
Charles Hudson, S OBP: 0.169, SLG: 0.140 (1, 1)										4	0	1	1	0	1	3				
Inning Stats	R: 1 E: 0 K: 1 S: 6	H: 1 LOB: 2 BB: 2 P: 14	R: 0 E: 0 K: 2 S: 8	H: 1 LOB: 1 BB: 0 P: 8	R: 0 E: 0 K: 0 S: 4	H: 1 LOB: 1 BB: 0 P: 4	R: 0 E: 0 K: 2 S: 7	H: 0 LOB: 2 BB: 2 P: 15	R: 0 E: 0 K: 0 S: 3	H: 0 LOB: 1 BB: 1 P: 7	R: 1 E: 0 K: 0 S: 4	H: 1 LOB: 0 BB: 0 P: 4	R: 0 E: 0 K: 2 S: 7	H: 1 LOB: 0 BB: 0 P: 7	R: 0 E: 0 K: 3 S: 9	H: 0 LOB: 0 BB: 0 P: 9	1B: 4 2B: 2 3B: 0 HR: 0	SF: 1 SAC: 0 DP: 1 HBP: 0	WP: 3 PB: 0 SB: 3 CS: 1	PA: 38
PITCHER	IP WLS BF H R ER SO BB IBB HBP BLK WP HR S P ERA WHIP																			
David Palmer, R ERA: 3.71 (1, 1)	6.0 L 28 3 2 2 5 7 0 0 0 0 1 0 31 59 3.00 1.667																			
Tim Burke, R ERA: 2.42 (7, 1)	2.0 7 2 1 1 2 0 0 0 0 1 0 11 11 4.50 1.000																			
Jack O'Connor, L ERA: 4.57 (9, 1)	1.0 3 0 0 0 3 0 0 0 0 0 0 9 9 0.00 0.000																			

Batter	1	2	3	4	5	6	7	8	9	AB	R	H	RBI	BB	SO	LOB	BOTTOM					
Herm Winningham, L OBP: 0.301, SLG: 0.321 (1, 8)										4	0	0	0	0	2	2	Philadelphia Phillies @ Montreal Expos Olympic Stadium, Montreal, QB Wed Oct 02 1985, 7:05 PM EDT Att: 10,178 - Unknown					
Vance Law, R OBP: 0.366, SLG: 0.401 (1, 5) (8, 4)										3	0	2	0	1	0	0						
Mitch Webster, S OBP: 0.323, SLG: 0.485 (1, 9)										3	0	0	0	0	2	3						
Tim Burke, R OBP: 0.182, SLG: 0.100 (7, 1)										0	0	0	0	0	0	0						
Razor Shines, S OBP: 0.192, SLG: 0.125 (8, PH)										1	0	0	0	0	0	0						
Jack O'Connor, L ERA: 4.57 (9, 1)										0	0	0	0	0	0	0						
Hubie Brooks, R OBP: 0.307, SLG: 0.404 (1, 6)										4	1	1	0	0	1	1						
Terry Francona, L OBP: 0.302, SLG: 0.353 (1, 7) (7, 9)										4	1	1	1	0	0	0						
Andres Galarraga, R OBP: 0.294, SLG: 0.305 (1, 3)										4	0	0	0	0	0	1						
Al Newman, S OBP: 0.241, SLG: 0.192 (1, 4)										1	0	0	0	1	1	0						
Tim Wallach, R OBP: 0.312, SLG: 0.454 (7, PH) (8, 5)										2	0	1	0	0	1	2						
Fred Manrique, R OBP: 0.400, SLG: 0.800 (9, PR)										0	0	0	0	0	0	0						
Ned Yost, R (1, 2)										2	0	0	0	0	1	1						
Scott Thompson, L OBP: 0.245, SLG: 0.262 (7, PH)										1	0	0	0	0	1	2						
Mike O'Berry, R OBP: 0.320, SLG: 0.190 (8, 2)										0	0	0	0	0	0	0						
Andre Dawson, R OBP: 0.298, SLG: 0.443 (9, PH)										1	0	0	0	0	0	1						
David Palmer, R OBP: 0.111, SLG: 0.139 (1, 1)										1	0	0	0	0	1	0						
Tim Raines, S OBP: 0.402, SLG: 0.461 (7, 7)										2	0	1	1	0	0	0						
Inning Stats	R: 0 E: 0 K: 2 S: 7	H: 0 LOB: 1 BB: 1 P: 11	R: 0 E: 0 K: 1 S: 5	H: 0 LOB: 0 BB: 0 P: 5	R: 0 E: 0 K: 2 S: 7	H: 0 LOB: 0 BB: 0 P: 7	R: 0 E: 0 K: 0 S: 3	H: 1 LOB: 0 BB: 0 P: 3	R: 0 E: 0 K: 1 S: 5	H: 0 LOB: 1 BB: 1 P: 9	R: 0 E: 0 K: 1 S: 6	H: 1 LOB: 2 BB: 0 P: 6	R: 2 E: 1 K: 3 S: 13	H: 3 LOB: 2 BB: 0 P: 13	R: 0 E: 0 K: 0 S: 3	H: 0 LOB: 0 BB: 0 P: 3	R: 0 E: 0 K: 0 S: 4	H: 1 LOB: 1 BB: 0 P: 4	1B: 5 2B: 1 3B: 0 HR: 0	SF: 0 SAC: 0 DP: 0 HBP: 0	WP: 0 PB: 1 SB: 1 CS: 1	PA: 35
PITCHER	IP WLS BF H R ER SO BB IBB HBP BLK WP HR S P ERA WHIP																					
Charles Hudson, R ERA: 3.78 (1, 1)	9.0 W 35 6 2 1 10 2 0 0 0 0 0 0 53 61 1.00 0.889																					

Batter	1	2	3	4	5	6	7	8	9	AB	R	H	RBI	BB	SO	LOB	TOP				
Jeff Stone, L (1, 7) OBP: 0.309, SLG: 0.340 Gary Maddox, R (7, PH) OBP: 0.293, SLG: 0.356	0-0 HBP 2B	0-0 F7	0-0 S 2B 1B		0-0 4-3		0-0 F8		0-0 4-3	4	1	2	0	0	0	1					
Rick Schu, R (1, 5) OBP: 0.316, SLG: 0.374	0-0 1-3		HR 2B 1B		4-0 BB			0-3 K	0-0 1-3	5	2	2	1	1	1	4					
Juan Samuel, R (1, 4) OBP: 0.295, SLG: 0.429	4-0 HBP BB		HR HBP 1B		0-0 F7			0-0 G3 S 1B		3	1	2	1	1	0	1					
Mike Schmidt, R (1, 3) OBP: 0.374, SLG: 0.533	1-0 HBP		HR 1B		0-0 L5			4-0 G3 1-2 IBB		3	1	1	3	1	0	2					
Von Hayes, L (1, 8) OBP: 0.337, SLG: 0.406	0-3 K		0-0 G3	0-0 3-1 1B		0-0 6-3		0-0 G3 1-2 2-3 IBB		5	0	1	0	0	1	5					
Glenn Wilson, R (1, 9) OBP: 0.310, SLG: 0.423	0-0 G3		0-0 PB 1B	0-0 F8		0-0 F7		0-3 K		5	1	1	0	0	1	6					
Darren Daulton, L (1, 2) OBP: 0.296, SLG: 0.344		0-3 K	0-0 S 1B	0-0 3-1		0-0 4-3			0-0 4-3 WP 1B	5	1	2	1	0	1	1	AB 40 R 8 H 13 RBI 7 BB 5 SO 7 LOB 25				
Tom Foley, L (1, 6) OBP: 0.280, SLG: 0.305		0-0 4-3	0-0 E8 1B	4-0 FC6-4 IBB			0-3 K		0-3 K	4	1	1	1	1	2	1					
Shane Rawley, R (1, 1) OBP: 0.200, SLG: 0.155 Kent Tekulve, R (6, 1)		0-0	0-3 K	0-0 FC6-4			0-0 F4		4-0 4-3 IBB	3	0	1	0	0	1	2					
Tim Corcoran, L (9, PH) OBP: 0.308, SLG: 0.259 Steve Jeltz, S (9, PR) OBP: 0.286, SLG: 0.223 Don Carman, L (9, 1)			0-0 1B	0-0 1-2						1	0	0	0	0	0	0					
Inning Stats	R: 0 E: 0 K: 1 S: 6	H: 1 LOB: 3 BB: 1 P: 11	R: 0 E: 0 K: 1 S: 6	H: 1 LOB: 1 BB: 0 P: 6	R: 8 E: 1 K: 1 S: 13	H: 8 LOB: 1 BB: 0 P: 14	R: 0 E: 0 K: 0 S: 4	H: 1 LOB: 2 BB: 1 P: 8	R: 0 E: 0 K: 0 S: 3	H: 0 LOB: 1 BB: 1 P: 7	R: 0 E: 0 K: 0 S: 3	H: 0 LOB: 0 BB: 0 P: 3	R: 0 E: 0 K: 1 S: 5	H: 0 LOB: 0 BB: 0 P: 5	R: 0 E: 0 K: 2 S: 8	H: 1 LOB: 2 BB: 1 P: 12	R: 0 E: 0 K: 1 S: 6	H: 1 LOB: 3 BB: 1 P: 10	1B: 9 2B: 3 3B: 0 HR: 1	SF: 0 SAC: 0 DP: 0 HBP: 2	WP: 1 PA: 47 PB: 1 SB: 3 CS: 0
PITCHER	IP WLS BF H R ER SO BB IBB HBP BLK WP HR S P ERA WHIP																				
Bill Laskey, R (1, 1) ERA: 4.91	2.2 L 19 8 7 7 3 1 0 2 0 0 1 22 28 23.62 3.375																				
Randy St. Claire, R (3, 1) ERA: 3.93	1.1 8 3 1 1 0 0 1 0 0 0 0 7 11 6.75 2.250																				
Gary Lucas, L (5, 1) ERA: 3.19	2.0 7 0 0 0 0 1 0 0 0 0 0 6 10 0.00 0.500																				
Jack O'Connor, L (7, 1) ERA: 4.24	1.2 7 1 0 0 2 0 1 0 0 0 0 10 14 0.00 0.600																				
Tim Burke, R (8, 1) ERA: 2.39	1.1 6 1 0 0 2 0 1 0 0 1 0 9 13 0.00 0.750																				

Philadelphia Phillies @ Montreal Expos
Olympic Stadium, Montreal, QB
Thu Oct 03 1985, 7:05 PM EDT
Att: 7,772 - Unknown

AB 40
R 8
H 13
RBI 7
BB 5
SO 7
LOB 25



Batter	1	2	3	4	5	6	7	8	9	AB	R	H	RBI	BB	SO	LOB	BOTTOM				
Fred Manrique, R (1, 4) OBP: 0.500, SLG: 1.111	0-0 HR	4-0 1B 2-3 2-3 BB			0-0 1B SF9 2B	0-3 K			0-3 K	4	2	2	1	1	2	0					
Mitch Webster, S (1, 8) OBP: 0.333, SLG: 0.493	0-0 F9	0-0	1-3 2-H 3-H 1B		0-0 2-3 1B	0-0 S 1B			0-0 1B	5	1	4	2	0	0						
Andre Dawson, R (1, 9) OBP: 0.295, SLG: 0.439	0-3 K		0-0 F6		0-0 SF9	0-3 K			0-3 K	4	0	0	1	0	3	2					
Hubie Brooks, R (1, 6) OBP: 0.307, SLG: 0.406	0-0 F4		0-0 L4		0-0 E 2B 2B	1-2 3-H 1B			0-3 K	5	1	2	1	0	1	1					
Tim Wallach, R (1, 5) OBP: 0.312, SLG: 0.453		0-0 1B 1B	0-3 K		0-0 F7	0-0 L4-3			0-0 L4-3	4	1	1	0	0	1	2					
Andres Galarraga, R (1, 3) OBP: 0.254, SLG: 0.317 Tim Burke, R (8, 1) OBP: 0.182, SLG: 0.100		0-3 K		0-0 FC5 2B	0-0 E5 2B	0-0 4-3			0-0 4-3	4	0	1	0	0	1	2					
Jim Wohlford, R (1, 7) OBP: 0.285, SLG: 0.273 Tim Raines, S (6, PH) OBP: 0.401, SLG: 0.460		0-3 K		0-3 K	0-0 1-3 3-H 2B	0-0 6-3			0-0 6-3	3	0	1	1	0	2	2	AB 38 R 7 H 13 RBI 7 BB 1 SO 12 LOB 13				
Ned Yost, R (1, 2) OBP: 0.125, SLG: 0.125 Scott Thompson, L (8, PH) OBP: 0.243, SLG: 0.261 Mike O'Berry, R (9, 2) OBP: 0.320, SLG: 0.190		0-0 BB 1B 1B		0-0 5-3	0-0 F8	0-3 K			0-3 K	3	1	1	0	0	0	3					
Bill Laskey, R (1, 1) ERA: 2.20, SLG: 0.135 Randy St. Claire, R (3, 1) ERA: 4.29, SLG: 0.200 Razaf Shimone, L (4, PH) OBP: 0.146, SLG: 0.122 Gary Lucas, L (5, 1) ERA: 3.07 Herm Winstingham, L (6, PH) OBP: 0.300, SLG: 0.320 Jack O'Connor, L (7, 1) ERA: 4.24 Terry Francona, L (8, 3) ERA: 3.50		0-0 1-2 2-H 1B 1B		0-0 FC5	0-0 K	0-3 K			0-0 1-3	1	1	1	1	0	0	0					
Inning Stats	R: 1 E: 0 K: 1 S: 6	H: 1 LOB: 0 BB: 0 P: 6	R: 3 E: 0 K: 2 S: 10	H: 4 LOB: 2 BB: 1 P: 14	R: 0 E: 0 K: 1 S: 5	H: 0 LOB: 0 BB: 0 P: 5	R: 0 E: 0 K: 1 S: 6	H: 1 LOB: 1 BB: 0 P: 6	R: 3 E: 1 K: 0 S: 8	H: 4 LOB: 2 BB: 0 P: 8	R: 0 E: 0 K: 3 S: 10	H: 1 LOB: 0 BB: 0 P: 10	R: 0 E: 0 K: 0 S: 3	H: 1 LOB: 0 BB: 0 P: 3	R: 0 E: 0 K: 1 S: 5	H: 0 LOB: 0 BB: 0 P: 5	R: 0 E: 0 K: 3 S: 10	H: 1 LOB: 1 BB: 0 P: 10	1B: 8 2B: 5 3B: 0 HR: 1	SF: 1 SAC: 0 DP: 1 HBP: 0	WP: 0 PA: 40 PB: 0 SB: 1 CS: 0
PITCHER	IP WLS BF H R ER SO BB IBB HBP BLK WP HR S P ERA WHIP																				
Shane Rawley, L (1, 1) ERA: 3.31	5.0 W 26 10 7 6 5 1 0 0 0 0 1 35 39 10.80 2.200																				
Kent Tekulve, R (6, 1) ERA: 3.07	3.0 10 2 0 0 4 0 0 0 0 0 0 18 18 0.00 0.667																				
Don Carman, L (9, 1) ERA: 2.04	1.0 S 4 1 0 0 3 0 0 0 0 0 0 10 10 0.00 1.000																				

Philadelphia Phillies @ Montreal Expos
Olympic Stadium, Montreal, QB
Thu Oct 03 1985, 7:05 PM EDT
Att: 7,772 - Unknown

AB 38
R 7
H 13
RBI 7
BB 1
SO 12
LOB 13



Batter	1	2	3	4	5	6	7	8	9	AB	R	H	RBI	BB	SO	LOB	TOP					
Tim Raines, S OBP: 0.403, SLG: 0.472 (1, 7)	F9		1-H HR		HR		G6-4-3 BB			3	2	2	3	1	0	0	Montreal Expos @ New York Mets Shea Stadium, Flushing, NY Fri Oct 04 1985, 7:05 PM EDT Att: 30,910 - Unknown					
Vance Law, R OBP: 0.397, SLG: 0.402 (1, 4)	1B		1B		4-3		G6-4-3			4	0	2	0	0	0	3						
Andre Dawson, R OBP: 0.293, SLG: 0.436 (1, 9)	K		F6		K			F9		4	0	0	0	0	2	2						
Hubie Brooks, R OBP: 0.305, SLG: 0.403 (1, 6)	F4		F7			3-1		4-3		4	0	0	0	0	0	2						
Tim Wallach, R OBP: 0.312, SLG: 0.453 (1, 5)		F8		1B	2B	F9		L6		4	1	1	0	0	0	0						
Andres Galarraga, R OBP: 0.294, SLG: 0.313 (1, 3)	F8			G5-4-3	1B	K		6-3		4	0	1	1	0	1	0						
Mitch Webster, S OBP: 0.332, SLG: 0.488 (1, 8)	K			G5-4-3	1B			4-3		4	0	1	0	0	1	1						
Sal Butera, R OBP: 0.290, SLG: 0.291 (7, PH)			FC2-6		F2		G3			1	0	0	0	1	0	0						
Hern Wittingham, L OBP: 0.299, SLG: 0.319 (7, PH)								5-3		1	0	0	0	0	0	1						
Mike O'Berry, R OBP: 0.320, SLG: 0.190 (9, PH)										1	0	0	0	0	0	0						
Terry Francona, L OBP: 0.300, SLG: 0.350 (7, PH)										1	0	0	0	0	0	0						
Bill Gullickson, R OBP: 0.188, SLG: 0.250 (7, PH)										2	1	0	0	0	0	1						
Scot Thompson, L OBP: 0.248, SLG: 0.266 (7, PR)										1	0	1	0	0	0	0						
Al Newman, S OBP: 0.241, SLG: 0.192 (7, PR)										0	0	0	0	0	0	0						
Jack O'Connor, L OBP: 0.182, SLG: 0.100 (7, 1)										0	0	0	0	0	0	0						
Tim Burke, R OBP: 0.182, SLG: 0.100 (7, 1)										0	0	0	0	0	0	0						
Inning Stats	R: 0 E: 0 K: 1 S: 6	H: 1 LOB: 1 BB: 0 P: 6	R: 0 E: 0 K: 1 S: 5	H: 0 LOB: 0 BB: 0 P: 5	R: 2 E: 0 K: 0 S: 5	H: 2 LOB: 1 BB: 1 P: 9	R: 1 E: 0 K: 0 S: 4	H: 2 LOB: 0 BB: 0 P: 4	R: 1 E: 0 K: 1 S: 6	H: 1 LOB: 0 BB: 0 P: 6	R: 0 E: 0 K: 1 S: 5	H: 0 LOB: 0 BB: 0 P: 5	R: 0 E: 0 K: 0 S: 4	H: 2 LOB: 3 BB: 1 P: 8	R: 0 E: 0 K: 0 S: 3	H: 0 LOB: 0 BB: 0 P: 3	R: 0 E: 0 K: 0 S: 3	H: 0 LOB: 0 BB: 0 P: 3	1B: 5 2B: 1 3B: 0 HR: 2	SF: 0 SAC: 0 DP: 2 HBP: 0	WP: 1 PB: 0 SB: 0 CS: 0	PA: 35
PITCHER	IP WLS BF H R ER SO BB IBB HBP BLK WP HR S P ERA WHIP																					
Sid Fernandez, L ERA: 2.8 (1, 1)	5.0 W 21 6 4 4 3 1 0 0 0 0 1 2 26 30 7.20 1.400																					
Terry Leach, R ERA: 3.02 (6, 1)	1.0 3 0 0 0 1 0 0 0 0 0 0 5 5 0.00 0.000																					
Roger McDowell, R ERA: 2.83 (7, 1)	3.0 S 11 2 0 0 0 1 0 0 0 0 0 0 10 14 0.00 1.000																					

AB	33
R	4
H	8
RBI	4
BB	2
SO	4
LOB	10



Batter	1	2	3	4	5	6	7	8	9	AB	R	H	RBI	BB	SO	LOB	BOTTOM	
Mookie Wilson, S OBP: 0.328, SLG: 0.423 (1, 8)	1B	G6-4-3			E4	6-3		HR		4	3	1	1	1	0	2	Montreal Expos @ New York Mets Shea Stadium, Flushing, NY Fri Oct 04 1985, 7:05 PM EDT Att: 30,910 - Unknown	
Wally Backman, S OBP: 0.322, SLG: 0.347 (1, 4)	3B	F8			SH5-4		K	5-3		4	1	1	0	0	1	0		
Keith Hernandez, L OBP: 0.386, SLG: 0.432 (1, 3)	1B				E	1B	1B	BLK		3	2	3	2	1	0	0		
Gary Carter, R OBP: 0.366, SLG: 0.491 (1, 2)	K				F3		E	1B		3	1	1	1	1	1	2		
Darryl Strawberry, L OBP: 0.387, SLG: 0.549 (1, 9)	1B				G3-6-3		SF7			3	1	2	3	0	0	1		
George Foster, R OBP: 0.331, SLG: 0.460 (1, 7)	4-3				F8	E6		SF8		3	0	1	2	0	0	2		
Howard Johnson, S OBP: 0.303, SLG: 0.397 (1, 5)	4-3				F9	F8		F6		4	0	0	0	0	0	5		
Rafael Santana, R OBP: 0.297, SLG: 0.305 (1, 6)	F7				F3			K		4	0	0	0	0	1	1		
Sid Fernandez, L OBP: 0.212, SLG: 0.250 (1, 1)										1	0	1	0	0	0	0		
Lenny Dykstra, L OBP: 0.343, SLG: 0.336 (5, PH)					SH5-4	E		K		0	1	0	0	1	0	0		
Terry Leach, R OBP: 0.231, SLG: 0.250 (6, 1)										0	0	0	0	0	0	0		
Danny Heep, L OBP: 0.339, SLG: 0.422 (6, PH)										1	0	0	0	0	0	0		
Roger McDowell, R OBP: 0.290, SLG: 0.211 (7, 1)										1	0	0	0	0	1	0		
Inning Stats	R: 4 E: 0 K: 1 S: 9	H: 4 LOB: 1 BB: 1 P: 13	R: 0 E: 0 K: 0 S: 3	H: 1 LOB: 0 BB: 0 P: 3	R: 0 E: 0 K: 0 S: 3	H: 1 LOB: 0 BB: 0 P: 3	R: 0 E: 0 K: 0 S: 3	H: 0 LOB: 0 BB: 0 P: 3	R: 2 E: 2 K: 0 S: 7	H: 2 LOB: 1 BB: 1 P: 11	R: 0 E: 0 K: 2 S: 8	H: 0 LOB: 0 BB: 0 P: 8	R: 1 E: 0 K: 2 S: 8	H: 1 LOB: 0 BB: 0 P: 8	1B: 8 2B: 0 3B: 1 HR: 1	SF: 2 SAC: 1 DP: 2 HBP: 0	WP: 0 PB: 0 SB: 0 CS: 0	PA: 38
PITCHER	IP WLS BF H R ER SO BB IBB HBP BLK WP HR S P ERA WHIP																	
Bill Gullickson, R ERA: 3.52 (1, 1)	6.0 L 28 7 6 4 1 2 0 0 0 0 0 0 27 39 6.00 1.500																	
Jack O'Connor, L ERA: 4.94 (7, 1)	0.1 4 2 2 2 1 1 0 0 0 1 0 0 5 9 54.00 9.000																	
Tim Burke, R ERA: 2.43 (7, 1)	1.2 6 1 1 1 2 0 0 0 0 0 0 1 10 10 5.40 0.600																	



Batter	1	2	3	4	5	6	7	8	9	AB	R	H	RBI	BB	SO	LOB	TOP										
Tim Raines, S OBP: 0.405, SLG: 0.475										5	3	3	1	0	0	1											
Vance Law, R OBP: 0.368, SLG: 0.405										4	1	2	1	0	0	1											
Andre Dawson, R OBP: 0.296, SLG: 0.445										5	1	3	4	0	0	1											
Hubie Brooks, R OBP: 0.308, SLG: 0.410										5	1	3	1	0	0	2											
Tim Wallach, R OBP: 0.310, SLG: 0.450										4	0	0	0	0	1	2											
Andres Galaraga, R OBP: 0.260, SLG: 0.296										4	1	0	0	0	1	1											
Mitch Webster, S OBP: 0.335, SLG: 0.488										4	1	2	0	0	1	0											
Sal Butera, R OBP: 0.281, SLG: 0.283										3	0	0	1	0	0	1											
Floyd Youmans, R OBP: 0.182, SLG: 0.053										1	0	0	0	0	1	0											
Razor Shines, S OBP: 0.185, SLG: 0.120										1	0	0	0	0	0	0											
Jeff Reardon, R OBP: 0.286, SLG: 0.286										0	0	0	0	0	0	0											
Inning Stats	R: 2 E: 0 K: 0 S: 6	H: 3 LOB: 1 BB: 0 P: 6	R: 0 E: 0 K: 0 S: 4	H: 1 LOB: 1 BB: 0 P: 4	R: 1 E: 0 K: 0 S: 4	H: 1 LOB: 0 BB: 0 P: 4	R: 0 E: 0 K: 2 S: 7	H: 0 LOB: 3 BB: 0 P: 7	R: 1 E: 0 K: 1 S: 7	H: 2 LOB: 1 BB: 0 P: 7	R: 0 E: 0 K: 0 S: 3	H: 0 LOB: 0 BB: 0 P: 3	R: 0 E: 0 K: 0 S: 3	H: 0 LOB: 0 BB: 0 P: 3	R: 0 E: 0 K: 1 S: 6	H: 1 LOB: 1 BB: 0 P: 6	R: 4 E: 1 K: 0 S: 8	H: 5 LOB: 2 BB: 0 P: 8	1B: 8 2B: 3 3B: 0 HR: 2	SF: 1 SAC: 3 DP: 0 HBP: 0	WP: 0 PB: 0 SB: 2 CS: 0	PA: 40					
PITCHER	IP	WLS	BF	H	R	ER	SO	BB	IBB	HBP	BLK	WP	HR	S	P	ERA	WHIP										
Ron Darling, R ERA: 2.9	(1, 1)	6.0	L	25	7	4	4	3	0	0	0	0	2	31	31	6.00	1.167										
Terry Leach, R ERA: 2.91	(7, 1)	2.0		7	1	0	0	1	0	0	0	0	0	9	9	0.00	0.500										
Wes Gardner, R ERA: 5.25	(9, 1)	1.0		8	5	4	0	0	0	0	0	0	0	8	8	0.00	5.000										

Montreal Expos @ New York Mets
Shea Stadium, Flushing, NY
Sat Oct 05 1985, 3:33 AM EDT
Att: 45,404 - Unknown

AB	36
R	8
H	13
RBI	8
BB	0
SO	4
LOB	9



Batter	1	2	3	4	5	6	7	8	9	AB	R	H	RBI	BB	SO	LOB	BOTTOM										
Mookie Wilson, S OBP: 0.329, SLG: 0.423										5	1	2	0	0	2	4											
Wally Backman, S OBP: 0.320, SLG: 0.344										4	0	0	0	0	0	5											
Ron Gardenhire, R OBP: 0.326, SLG: 0.229										1	0	1	1	0	0	0											
Keith Hernandez, L OBP: 0.384, SLG: 0.430										5	0	1	0	0	1	1											
Gary Carter, R OBP: 0.365, SLG: 0.488										3	0	0	0	1	0	2											
Ronn Reynolds, R OBP: 0.244, SLG: 0.275										0	0	0	0	0	0	0											
Darryl Strawberry, L OBP: 0.390, SLG: 0.559										4	2	3	1	0	0	1											
Danny Heep, L OBP: 0.341, SLG: 0.421										3	0	1	0	1	0	0											
Howard Johnson, S OBP: 0.300, SLG: 0.393										4	0	0	1	0	0	4											
Rafael Santana, R OBP: 0.295, SLG: 0.302										4	0	0	0	0	1	5											
Ron Darling, R OBP: 0.213, SLG: 0.224	(1, 1)									0	0	0	0	2	0	0											
Clint Hurdle, L OBP: 0.313, SLG: 0.354	(6, PH)									1	0	0	0	0	0	1											
Terry Leach, R OBP: 0.231, SLG: 0.250	(7, 1)									0	0	0	0	0	0	0											
Wes Gardner, R OBP: 0.286, SLG: 0.286	(7, 1)									0	0	0	0	0	0	0											
Rusty Staub, L OBP: 0.407, SLG: 0.409	(9, PH)									1	0	0	0	0	0	0											
Inning Stats	R: 0 E: 0 K: 1 S: 5	H: 1 LOB: 0 BB: 0 P: 5	R: 0 E: 0 K: 0 S: 4	H: 1 LOB: 2 BB: 1 P: 8	R: 0 E: 0 K: 1 S: 6	H: 1 LOB: 2 BB: 1 P: 10	R: 1 E: 1 K: 1 S: 8	H: 2 LOB: 3 BB: 1 P: 12	R: 0 E: 0 K: 0 S: 2	H: 0 LOB: 0 BB: 1 P: 6	R: 0 E: 1 K: 0 S: 4	H: 0 LOB: 1 BB: 0 P: 4	R: 0 E: 0 K: 0 S: 3	H: 0 LOB: 0 BB: 0 P: 3	R: 1 E: 0 K: 0 S: 4	H: 1 LOB: 0 BB: 0 P: 4	R: 1 E: 0 K: 1 S: 7	H: 2 LOB: 1 BB: 0 P: 7	1B: 6 2B: 1 3B: 0 HR: 1	SF: 0 SAC: 0 DP: 2 HBP: 0	WP: 1 PB: 0 SB: 0 CS: 0	PA: 39					
PITCHER	IP	WLS	BF	H	R	ER	SO	BB	IBB	HBP	BLK	WP	HR	S	P	ERA	WHIP										
Floyd Youmans, R ERA: 2.45	(1, 1)	6.0	W	27	5	1	1	3	4	0	0	0	0	29	45	1.50	1.500										
Jeff Reardon, R ERA: 3.25	(7, 1)	3.0	S	12	3	2	2	1	0	0	0	0	1	14	14	6.00	1.000										

Montreal Expos @ New York Mets
Shea Stadium, Flushing, NY
Sat Oct 05 1985, 3:33 AM EDT
Att: 45,404 - Unknown


AB	35
R	3
H	8
RBI	3
BB	4
SO	4
LOB	23



Batter	1	2	3	4	5	6	7	8	9	AB	R	H	RBI	BB	SO	LOB	TOP										
Fred Manrique, R OBP: 0.357, SLG: 0.769 (1, 5)	0-0 5-3		0-0 1-3			0-3 K		0-0 F9		4	0	0	0	0	1	1											
Jim Wohlford, R OBP: 0.294, SLG: 0.272 (1, 7)	0-3 K		0-0 5-3			0-0 4-3 1B			0-3 K	4	0	1	0	0	2	1											
Mitch Webster, S OBP: 0.333, SLG: 0.484 (1, 9)	0-0 F4			0-0 E S 1B 1B		0-0 4-3			0-0 F2	4	1	1	0	0	0	1											
Hubie Brooks, R OBP: 0.310, SLG: 0.413 Razor Shines, S OBP: 0.165, SLG: 0.120 Terry Francona, L OBP: 0.299, SLG: 0.349 Vance Law, R OBP: 0.369, SLG: 0.405 (1, 6)		0-0 4-3 SF9 2B		0-0 1-H 1B		0-0 1-3			4-0 BB	2	1	2	1	0	0	0											
Andres Galarraga, R OBP: 0.228, SLG: 0.280 (1, 3)		0-0 4-3		0-0 G3					0-0 6-3	4	0	0	0	0	0	3											
Hern Wainwright, L OBP: 0.297, SLG: 0.317 (1, 8)		0-0 SF9		0-0 F9						2	0	0	1	0	0	1											
Al Newman, S OBP: 0.250, SLG: 0.207 (1, 4)		0-0 CS 1B			0-0 F6				0-0 F3	3	0	1	0	0	0	0											
Ned Yost, R OBP: 0.182, SLG: 0.182 (1, 2)		0-0 CS	0-0 FC1-6 1B		0-0 F8			0-3 K		3	0	1	0	0	1	0											
Dan Schatzeder, L OBP: 0.219, SLG: 0.419 Tim Burke, R OBP: 0.182, SLG: 0.100 Andre Dawson, R OBP: 0.295, SLG: 0.444 Jeff Reardon, R OBP: 0.286, SLG: 0.286 (1, 1)			0-0 FC1-6 1-3		0-0 6-3			0-0 1-3		2	0	0	0	0	0	1											
Inning Stats	R: 0 E: 0 K: 1 S: 5	H: 0 LOB: 0 BB: 0 P: 5	R: 1 E: 0 K: 0 S: 4	H: 2 LOB: 0 BB: 0 P: 4	R: 0 E: 0 K: 0 S: 4	H: 1 LOB: 1 BB: 0 P: 4	R: 1 E: 0 K: 0 S: 4	H: 2 LOB: 1 BB: 0 P: 4	R: 0 E: 0 K: 1 S: 6	H: 1 LOB: 1 BB: 0 P: 6	R: 0 E: 0 K: 0 S: 3	H: 0 LOB: 0 BB: 0 P: 3	R: 0 E: 0 K: 1 S: 5	H: 0 LOB: 0 BB: 0 P: 5	R: 0 E: 0 K: 1 S: 5	H: 0 LOB: 1 BB: 1 P: 9	1B: 5 2B: 1 3B: 0 HR: 0	SF: 1 SAC: 0 DP: 0 HBP: 0	WP: 0 PB: 0 SB: 1 CS: 2	PA: 33							
PITCHER	IP	WLS	BF	H	R	ER	SO	BB	IBB	HBP	BLK	WP	HR	S	P	ERA	WHIP										
Bill Latham, L ERA: 3.97 (1, 1)	5.0	L	18	5	2	2	1	0	0	0	0	0	0	20	20	3.60	1.000										
Randy Niemann, L ERA: (6, 1)	2.0		7	1	0	0	1	0	0	0	0	0	0	9	9	0.00	0.500										
Randy Myers, L ERA: (8, 1)	2.0		7	0	0	0	2	1	0	0	0	0	0	10	14	0.00	0.500										

Montreal Expos @ New York Mets
Shea Stadium, Flushing, NY
Sun Oct 06 1985, 3:33 AM EDT
Att: 31,890 - Unknown

AB 30
R 2
H 6
RBI 2
BB 1
SO 4
LOB 9



Batter	1	2	3	4	5	6	7	8	9	AB	R	H	RBI	BB	SO	LOB	BOTTOM										
Lenny Dykstra, L OBP: 0.338, SLG: 0.331 (1, 8)	0-0 1-3		0-3 K		0-0 FC4-6			0-0 4-3		4	0	0	0	0	1	3											
Tom Paciorek, R OBP: 0.305, SLG: 0.307 (1, 3)	4-0 BB		0-0 FC5-4 1B		0-3 K			0-0 F8		3	0	1	1	1	1	1											
John Christensen, R OBP: 0.303, SLG: 0.319 (1, 9)	0-0 5-3		0-0 L5		0-0 5-3			0-0 1B		4	0	1	0	0	0	4											
Billy Beane, R OBP: 0.250, SLG: 0.375 (1, 7)		0-0 F7	0-0 FC5-4		0-3 K			0-3 K		4	0	0	0	0	2	3											
Ray Knight, R OBP: 0.252, SLG: 0.328 (1, 5)		0-0 1B		0-0 F8		0-0 5-3			0-0 F8	4	0	1	0	0	0	0											
Ron Gardenhire, R OBP: 0.319, SLG: 0.282 (1, 6)		0-0 F7		0-0 3B		0-0 F8			0-3 K	4	0	1	0	0	1	1											
Ronn Reynolds, R OBP: 0.227, SLG: 0.256 Rusty Staub, L OBP: 0.400, SLG: 0.400 (1, 2)		0-3 K		0-3 K					0-0 4-3	3	0	0	0	0	3	2											
Larry Bowa, S OBP: 0.276, SLG: 0.304 (1, 4)			0-0 SH 1B	0-0 5-3						3	1	1	0	0	1	1											
Bill Latham, L OBP: 0.500, SLG: 0.333 Mookie Wilson, S OBP: 0.331, SLG: 0.424 Randy Niemann, L ERA: (6, 1) Darryl Strawberry, L OBP: 0.389, SLG: 0.557 Randy Myers, L ERA: (8, 1)			0-0 SH 1B		0-0 FC4-6 1B			0-3 K		0	0	0	0	0	0	0											
Inning Stats	R: 0 E: 0 K: 0 S: 2	H: 0 LOB: 0 BB: 1 P: 6	R: 0 E: 0 K: 1 S: 6	H: 1 LOB: 0 BB: 0 P: 6	R: 1 E: 1 K: 1 S: 8	H: 2 LOB: 2 BB: 0 P: 8	R: 0 E: 0 K: 1 S: 6	H: 1 LOB: 1 BB: 0 P: 6	R: 0 E: 0 K: 1 S: 5	H: 0 LOB: 0 BB: 0 P: 5	R: 0 E: 0 K: 3 S: 9	H: 0 LOB: 0 BB: 0 P: 9	R: 0 E: 0 K: 1 S: 6	H: 1 LOB: 1 BB: 0 P: 6	R: 0 E: 0 K: 1 S: 5	H: 0 LOB: 0 BB: 0 P: 5	1B: 5 2B: 1 3B: 1 HR: 0	SF: 0 SAC: 1 DP: 1 HBP: 0	WP: 0 PB: 0 SB: 1 CS: 0	PA: 34							
PITCHER	IP	WLS	BF	H	R	ER	SO	BB	IBB	HBP	BLK	WP	HR	S	P	ERA	WHIP										
Dan Schatzeder, L ERA: 3.8 (1, 1)	5.0	W	21	5	1	1	4	0	0	0	0	0	0	14	14	0.00	0.000										
Tim Burke, R ERA: 2.39 (6, 1)	2.0		6	0	0	0	4	0	0	0	0	0	0	14	14	0.00	0.000										
Jeff Reardon, R ERA: 3.18 (8, 1)	2.0	S	7	1	0	0	2	0	0	0	0	0	0	11	11	0.00	0.500										

Montreal Expos @ New York Mets
Shea Stadium, Flushing, NY
Sun Oct 06 1985, 3:33 AM EDT
Att: 31,890 - Unknown

AB 32
R 1
H 6
RBI 1
BB 1
SO 10
LOB 15

