Montreal Expos - 1986

Montreal Expos @ Atlanta Braves

Atlanta-Fulton County Stadium, Atlanta, GA

Tue Apr 08 1986, 6:05 PM EST

Att. 37,858 - Unknown

TOP

livebaseballscorecards.com

Batter	1	2	3	4	5	6	7	8	9	AB	R	H	RBI	BB	SO	LOB
Tim Raines, S (1, 7)	4-3		1-3			4-3		BB 1-2		3	0	0	0	1	0	1
Vance Law, R (1, 4) OBP: 0.250, SLG: 0.250	G6-4-3 1B			5-3		F8		F9		4	0	1	0	0	0	2
Andre Dawson, R (1, 9)	G6-4-3 1-2f			5-3			F2		F4	4	0	0	0	0	0	1
Jason Thompson, L (1, 3)		F8		BB 2B			3-1		5-3	3	0	0	0	1	0	0
Hubie Brooks, R (1, 6) OBP: 0.500, SLG: 0.750		F9		1-H 2B			1B		6-3	4	0	2	0	0	0	0
Tim Wallach, R (1, 5)		1-3			6-3		5-3			3	0	0	0	0	0	1
Tim Burke, R (7, 1)										0	0	0	0	0	0	0
Andy McGaffigan, R (8, 1)										0	0	0	0	0	0	0
George Riley, L (8, 1)										0	0	0	0	0	0	0
Mitch Webster, S (1, 8) OBP: 0.667, SLG: 0.667			SH5-4 1B		5-3			FC6-4 1B		3	0	2	0	0	0	0
Dann Bilardello, R (1, 2)			F8		F8			FC6-4 BB 1-2f		3	0	0	0	0	0	2
Bryn Smith, R (1, 1)			SH5-4 1-2			6-3		K		1	0	0	0	0	0	0
Wayne Krenchicki, L (7, 5)										1	0	0	0	0	1	1

	AB	29
	R	0
	H	5
	RBI	0
	BB	2
	SO	1
	LOB	8

Inning Stats	1	2	3	4	5	6	7	8	9
R	0	0	0	0	0	0	0	0	0
E	0	0	0	0	0	0	0	0	0
K	0	0	0	0	0	0	0	1	0
S	3	3	4	3	3	3	4	6	3
H	1	0	1	1	0	0	1	1	0
LOB	0	0	1	2	0	0	1	2	0
BB	0	0	0	1	0	0	0	1	0
P	3	3	4	7	3	3	4	10	3

	1B	4	SF	0
	2B	1	SAC	1
	3B	0	DP	1
	HR	0	HBP	0

	WP	0	PA	32
	PB	0		
	SB	0		
	CS	0		

PITCHER	IP	WLS	BF	H	R	ER	SO	BB	IBB	HBP	BLK	WP	HR	S	P	ERA	WHIP
Rick Mahler, R (1, 1)	9.0	W	32	5	0	0	1	2	0	0	0	0	0	32	40	0.00	0.778

ERA:

Batter	1	2	3	4	5	6	7	8	9	AB	R	H	RBI	BB	SO	LOB
Claudell Washington, L (1, 9) OBP: 0.200, SLG: 0.250	F7		4-3		F7		HR SH1-4 1B	SF7 3-H		4	1	1	1	0	0	0
Rafael Ramirez, R (1, 6) OBP: 0.500, SLG: 0.333	F9		BBBB FC4 BB			E S FC4-6 1B	SH1-4 1-2	L9		3	1	1	0	1	0	1
Dale Murphy, R (1, 8) OBP: 0.750, SLG: 2.000	2B		FC4 1-2f			BBBB FC4-6 E 1-2 FC1-4-6 BB	2-H HR			3	2	2	2	1	0	1
Bob Horner, R (1, 3)	L9			1-3		SSS E5 FC4-6 1-2 2-3	K			4	0	0	0	0	1	3
Terry Harper, R (1, 7)		2-3		BBBB CS BB		FC4-6 1-2f 2-3 3-H FC1-4-6	HBP			2	0	0	1	1	0	2
Ozzie Virgil, R (1, 2)		F7		SSS FC 1-2		FC1-4-6 1B PB 1-2f 3-H	6-3			4	1	0	1	0	0	3
Ken Oberkfell, L (1, 5) OBP: 0.500, SLG: 0.333		BBBB BB	4-3			PB S 1-3 1B		4-3		3	0	1	0	1	0	1
Glenn Hubbard, R (1, 4) OBP: 0.500, SLG: 0.667		4-3			SSS K	PB 1-2 IBB		1B SF7 2B		3	1	1	0	1	1	1
Rick Mahler, R (1, 1) OBP: 0.250, SLG: 0.250			5-3		4-3	1-2 2-3 3-H 5-3		2-3 1B		4	0	1	0	0	0	2
Inning Stats	R: 0 E: 0 K: 0 S: 4 H: 1 LOB: 1 BB: 0 P: 4	R: 0 E: 0 K: 0 S: 3 H: 0 LOB: 1 BB: 1 P: 7	R: 0 E: 0 K: 0 S: 3 H: 0 LOB: 1 BB: 1 P: 7	R: 0 E: 0 K: 0 S: 5 H: 0 LOB: 1 BB: 1 P: 9	R: 0 E: 0 K: 1 S: 5 H: 0 LOB: 0 BB: 0 P: 5	R: 3 E: 1 K: 0 S: 6 H: 2 LOB: 2 BB: 2 P: 14	R: 2 E: 0 K: 1 S: 7 H: 2 LOB: 1 BB: 0 P: 8	R: 1 E: 0 K: 0 S: 5 H: 2 LOB: 1 BB: 0 P: 5		1B: 4 2B: 2 3B: 0 HR: 1 SF: 1 SAC: 1 DP: 0 HBP: 1							

BOTTOM

Montreal Expos @ Atlanta Braves

Atlanta-Fulton County Stadium, Atlanta, GA

Tue Apr 08 1986, 6:05 PM EST

Att. 37,858 - Unknown

livebaseballscorecards.com

AB	30
R	6
H	7
RBI	5
BB	5
SO	2
LOB	14

WP: 1 PB: 1 SB: 2 CS: 1 PA: 38

PITCHER		IP	WLS	BF	H	R	ER	SO	BB	IBB	HBP	BLK	WP	HR	S	P	ERA	WHIP
Bryn Smith, R ERA: 4.26	(1, 1)	6.1	L	30	5	5	3	2	4	1	0	0	1	1	29	49	4.26	1.421
Tim Burke, R ERA:	(7, 1)	0.2		3	0	0	0	1	0	0	1	0	0	0	4	5	0.00	0.000
Andy McGaffigan, R ERA: 27.0	(8, 1)	0.1		3	2	1	1	0	0	0	0	0	0	0	3	3	27.00	6.000
George Riley, L ERA:	(8, 1)	0.2		2	0	0	0	0	0	0	0	0	0	0	2	2	0.00	0.000

PITCHER	IP	WLS	BF	H	R	ER	SO	BB	IBB	HBP	BLK	WP	HR	S	P	ERA	WHIP

Montreal Expos @ Atlanta Braves

Atlanta-Fulton County Stadium, Atlanta, GA

Thu Apr 10 1986, 6:05 PM EST

Att. 11,401 - Unknown

TOP

Batter	1	2	3	4	5	6	7	8	9	AB	R	H	RBI	BB	SO	LOB
Tim Raines, S (1, 7) OBP: 0.222, SLG: 0.125	F9		G3		6-3		1B 1-2 1B		1-3	5	0	1	0	0	0	1
Vance Law, R (1, 4) OBP: 0.333, SLG: 0.250	5-3		F7			BBBB 1B BB	FC6-4 1-2 2-H 1B		F4	4	0	1	1	1	0	0
Andre Dawson, R (1, 9) Tim Burke, R (7, 1)	SSS K			5-3		F9	FC6-4 1-2f		4-3	4 1	0 0	0 0	0 0	0 0	1 0	3 0
Hubie Brooks, R (1, 6) OBP: 0.625, SLG: 0.857		6-3		BBBB G1-4-3 BB		G4-3 1-2 1B		HR 2B		3	1	2	0	1	0	0
Tim Wallach, R (1, 5)		BBBB 2B BB		G1-4-3 1-2f		G4-3 1-2f		5-3		3	0	0	0	1	0	4
Mitch Webster, S (1, 8) (7, 9) OBP: 0.714, SLG: 1.000		1-3 2B			1B 2B		4-3	HR IBB		3	2	2	0	1	0	0
Andres Galarraga, R (1, 3) OBP: 1.000, SLG: 2.333		BBBB G6-4-3 BB			2-H 1B		4-3 1B 2B	1-H 2-H HR		3	2	3	4	1	0	0
Tom Nieto, R (1, 2) Wayne Krenchicki, L (7, PH) Herm Winningham, L (7, 8)	G6-4-3 1-2f				SSS K		4-3 2-3	4-3		2 1 1	0 0 0	0 0 0	0 0 0	0 0 0	1 0 0	4 1 0
Jay Tibbs, R (1, 1) Jason Thompson, L (7, PH) OBP: 0.400, SLG: 0.250 Dann Bilardello, R (7, 2)			SSS K		SSS K		1B 1B 3-H 1B	F5		2 1 1	0 1 0	0 1 0	0 1 0	0 0 0	2 0 0	1 0 0
Inning Stats	R: 0 E: 0 K: 1 S: 5 H: 0 LOB: 0 BB: 0 P: 5	R: 0 E: 0 K: 0 S: 3 H: 1 LOB: 2 BB: 2 P: 11	R: 0 E: 0 K: 1 S: 5 H: 0 LOB: 0 BB: 0 P: 5	R: 0 E: 0 K: 0 S: 2 H: 0 LOB: 0 BB: 1 P: 6	R: 1 E: 0 K: 2 S: 9 H: 2 LOB: 1 BB: 0 P: 9	R: 0 E: 0 K: 0 S: 3 H: 1 LOB: 1 BB: 1 P: 7	R: 2 E: 0 K: 0 S: 7 H: 4 LOB: 2 BB: 0 P: 7	R: 3 E: 0 K: 0 S: 5 H: 2 LOB: 0 BB: 1 P: 9	R: 0 E: 0 K: 0 S: 3 H: 0 LOB: 0 BB: 0 P: 3	1B: 5 2B: 4 3B: 0 HR: 1 SF: 0 SAC: 0 DP: 3 HBP: 0						

livebaseballscorecards.com

	AB	34
	R	6
	H	10
	RBI	6
	BB	5
	SO	4
	LOB	14

WP: 0 PB: 0 SB: 0 CS: 0 PA: 39

PITCHER		IP	WLS	BF	H	R	ER	SO	BB	IBB	HBP	BLK	WP	HR	S	P	ERA	WHIP
Zane Smith, L ERA: 1.5	(1, 1)	6.0		23	4	1	1	4	4	0	0	0	0	0	27	43	1.50	1.333
Gene Garber, R ERA: 27.0	(7, 1)	0.2	L	6	4	2	2	0	0	0	0	0	0	0	6	6	27.00	6.000
Jeff Dedmon, R ERA: 27.0	(7, 1)	0.2		4	1	2	2	0	0	1	0	0	0	0	3	7	27.00	1.500
Bruce Sutter, R ERA: 5.4	(8, 1)	1.2		6	1	1	1	0	0	0	0	0	0	1	6	6	5.40	0.600

PITCHER	IP	WLS	BF	H	R	ER	SO	BB	IBB	HBP	BLK	WP	HR	S	P	ERA	WHIP

Batter	1	2	3	4	5	6	7	8	9	AB	R	H	RBI	BB	SO	LOB
Claudell Washington, L (1, 9) OBP: 0.200, SLG: 0.222	SSS 0-3 ① K		x 0-0 ② G3 1B	x 0-0 ③ G1-2-3 3-Hf			SSS 0-3 ① K		SSS 0-3 ② K	5	0	1	0	0	3	3
Rafael Ramirez, R (1, 6) OBP: 0.222, SLG: 0.125	x 0-0 ② F7		x 0-0 ① G3 1-2		x 0-0 ① 5-3		x 0-0 ② F9		x 0-0 ③ 6-3	5	0	0	0	0	0	1
Dale Murphy, R (1, 8) OBP: 0.625, SLG: 1.333	x 0-0 2B		BBB 4-0 G6-4-3 BB		x 0-0 ② 5-3		SSS 0-3 ③ K			3	0	1	0	1	1	0
Bob Horner, R (1, 3)	BBBB 4-0 BB		x 0-0 ② ③ G6-4-3 1-2f		x 0-0 ③ 5-3			x 0-0 ① F4		3	0	0	0	1	0	2
Terry Harper, R (1, 7)	x 0-0 ③ G3			BBB 4-0 1B 1B BB		x 0-0 ① 6-3		x 0-0 ② 5-3		3	1	0	0	1	0	2
Ozzie Virgil, R (1, 2) OBP: 0.125, SLG: 0.125		x 0-0 E5 BB		x 0-0 1B 1-2 FC5-2 1B		x 0-0 E6 BB		x 0-0 ③ F5		4	0	1	0	0	0	0
Ken Oberkfell, L (1, 5) OBP: 0.625, SLG: 0.500		BBB 4-0 ① 4-3 1-2 BB		x 0-0 FC5-2 1-3 G1-2-3 2-H 1B		x 0-0 ② F7			x 0-0 FC6-4 1B	3	0	2	1	1	0	1
Glenn Hubbard, R (1, 4) OBP: 0.571, SLG: 0.500 Omar Moreno, L (9, PH)		x 0-0 ② 4-3 1-2		BBB 4-0 FC5-2 BB		BBBB 4-0 1-2 BB			x 0-0 ① FC6-4 1-2f HR	1 1	0 1	0 0	0 0	2 0	0 0	1 1
Zane Smith, L (1, 1) Ted Simmons, S (6, PH) Gene Garber, R (7, 1) Jeff Dedmon, L (7, 1) Bruce Sutter, R (8, 1) Chris Chambliss, L (9, PH) OBP: 1.000, SLG: 4.000		x 0-0 ③ 4-3		x 0-0 ① FC5-2 1-2 2-3 3-Hf		x 0-0 ③ 4-3			x 0-0 1-H HR	2 1 0 0 0 1	0 0 0 0 0 1	0 0 0 0 0 1	0 0 0 0 0 2	0 0 0 0 0 0	0 0 0 0 0 0	4 2 0 0 0 0
Inning Stats	R: 0 E: 0 K: 1 S: 6 H: 1 LOB: 2 BB: 1 P: 10	R: 0 E: 1 K: 0 S: 3 H: 0 LOB: 1 BB: 1 P: 7	R: 0 E: 0 K: 0 S: 3 H: 1 LOB: 1 BB: 1 P: 7	R: 1 E: 0 K: 0 S: 4 H: 2 LOB: 2 BB: 2 P: 12	R: 0 E: 0 K: 0 S: 3 H: 0 LOB: 0 BB: 0 P: 3	R: 0 E: 1 K: 0 S: 4 H: 0 LOB: 2 BB: 1 P: 8	R: 0 E: 0 K: 2 S: 7 H: 0 LOB: 0 BB: 0 P: 7	R: 0 E: 0 K: 0 S: 3 H: 0 LOB: 0 BB: 0 P: 3	R: 2 E: 0 K: 1 S: 7 H: 2 LOB: 0 BB: 0 P: 7	1B: 4 2B: 1 3B: 0 HR: 1	SF: 0 SAC: 0 DP: 2 HBP: 0			WP: 0 PB: 0 SB: 0 CS: 0	PA: 38	

PITCHER		IP	WLS	BF	H	R	ER	SO	BB	IBB	HBP	BLK	WP	HR	S	P	ERA	WHIP
Jay Tibbs, R ERA: 1.5	(1, 1)	6.0	W	27	4	1	1	1	6	0	0	0	0	0	23	47	1.50	1.667
Tim Burke, R ERA: 4.91	(7, 1)	3.0	S	11	2	2	2	3	0	0	0	0	0	1	17	17	6.00	0.667

PITCHER	IP	WLS	BF	H	R	ER	SO	BB	IBB	HBP	BLK	WP	HR	S	P	ERA	WHIP

Montreal Expos @ Atlanta Braves

Atlanta-Fulton County Stadium, Atlanta, GA

Thu Apr 10 1986, 6:05 PM EST

Att. 11,401 - Unknown

BOTTOM

livebaseballscorecards.com

AB	32
R	3
H	6
RBI	3
BB	6
SO	4
LOB	17

Batter	1	2	3	4	5	6	7	8	9	AB	R	H	RBI	BB	SO	LOB
Tim Raines, S (1, 7) OBP: 0.231, SLG: 0.250	G3		2B		F4			4-3		4	0	1	0	0	0	0
Vance Law, R (1, 4) (7, 5) OBP: 0.231, SLG: 0.167	F8		F9			F1		G3		4	0	0	0	0	0	1
Andre Dawson, R (1, 9) OBP: 0.083, SLG: 0.167	F8			F8		F8		2B		4	0	1	0	0	0	0
Jim Wohlford, R (8, 9)										0	0	0	0	0	0	0
Jason Thompson, L (1, 3) OBP: 0.556, SLG: 0.625		G3 1B		1B 2B		1B		6-3		4	1	3	0	0	0	1
Hubie Brooks, R (1, 6) OBP: 0.500, SLG: 0.636		F7		2-H 1B		F8			F3	4	0	1	1	0	0	2
Tim Wallach, R (1, 5)		G3 1-2		F9			6-3		BBBB 1B BB	3	0	0	0	0	0	2
Al Newman, S (7, 4)										0	0	0	0	1	0	0
Mitch Webster, S (1, 8) OBP: 0.636, SLG: 0.778	SSS K		SSS K				BBBB 1B BB		1-2 1B	3	0	1	0	1	2	2
Tom Nieto, R (1, 2) OBP: 0.167, SLG: 0.167			SSS K		6-3		1-2 1B		SSS K	4	0	1	0	0	2	2
Joe Hesketh, R (1, 1)			SSS K		G3		F8		SSS K	1	0	0	0	0	1	0
Jeff Parrett, R (3, 1)										0	0	0	0	0	0	0
Herm Winningham, L (5, PH)										1	0	0	0	0	0	0
Dan Schatzeder, L (5, 1)										0	0	0	0	0	0	0
Wayne Krenchicki, L (7, PH)										1	0	0	0	0	0	1
Andy McGaffigan, R (7, 1)										0	0	0	0	0	0	0
Andres Galarraga, R (9, PH) OBP: 0.800, SLG: 1.750										1	0	0	0	0	1	2
Inning Stats	R: 0 E: 0 K: 0 S: 3 H: 0 LOB: 0 BB: 0 P: 3	R: 0 E: 0 K: 1 S: 6 H: 1 LOB: 1 BB: 0 P: 6	R: 0 E: 0 K: 2 S: 8 H: 1 LOB: 1 BB: 0 P: 8	R: 1 E: 0 K: 1 S: 7 H: 2 LOB: 1 BB: 0 P: 7	R: 0 E: 0 K: 0 S: 3 H: 0 LOB: 0 BB: 0 P: 3	R: 0 E: 0 K: 0 S: 4 H: 1 LOB: 1 BB: 0 P: 4	R: 0 E: 0 K: 0 S: 3 H: 1 LOB: 1 BB: 1 P: 7	R: 0 E: 0 K: 0 S: 4 H: 1 LOB: 1 BB: 0 P: 4	R: 0 E: 0 K: 2 S: 8 H: 1 LOB: 2 BB: 1 P: 12	1B: 5 2B: 3 3B: 0 HR: 0	SF: 0 SAC: 0 DP: 0 HBP: 0						

TOP

Montreal Expos @ St. Louis Cardinals

Busch Stadium, St. Louis, MO

Fri Apr 11 1986, 6:05 PM CST

Att. 30,307 - Unknown

livebaseballscorecards.com

AB	34
R	1
H	8
RBI	1
BB	2
SO	6
LOB	13

PITCHER		IP	WLS	BF	H	R	ER	SO	BB	IBB	HBP	BLK	WP	HR	S	P	ERA	WHIP
Bob Forsch, R ERA: 1.13	(1, 1)	8.0	W	31	7	1	1	4	1	0	0	0	0	0	38	42	1.12	1.000
Joe Boever, R ERA:	(9, 1)	1.0		5	1	0	0	2	1	0	0	0	0	0	8	12	0.00	2.000

PITCHER	IP	WLS	BF	H	R	ER	SO	BB	IBB	HBP	BLK	WP	HR	S	P	ERA	WHIP

Batter	1	2	3	4	5	6	7	8	9	AB	R	H	RBI	BB	SO	LOB
Vince Coleman, S (1, 7) OBP: 0.385, SLG: 0.200	S E S 1B		HR S BB	K		4-3 2-3		FC6-4 1B		4	2	2	0	1	1	2
Willie McGee, S (1, 8) OBP: 0.077, SLG: 0.308	K 1-2		1-H HR	4-3		4-3		FC6-4 BB 1-2f		5	1	1	2	0	1	4
Tom Herr, S (1, 4) OBP: 0.308, SLG: 0.100	K 2-H		F8		4-3	6-3		1-2 BB		4	0	0	0	1	1	1
Jack Clark, R (1, 3) OBP: 0.615, SLG: 0.900	1B		HR		5-3 2B		K	K		5	1	3	1	0	2	2
Tito Landrum, R (1, 9) OBP: 0.400, SLG: 1.000	F4		HR		5-3 2-3		2B WP 1B	K		5	2	2	1	0	1	4
Mike Heath, R (1, 2)		F9	F8		K		F4			4	0	0	0	0	1	2
Terry Pendleton, S (1, 5) OBP: 0.300, SLG: 0.333		F9		E S 1B 1B		1B PB 1B BB	WP 1-3 2B			3	2	2	0	1	0	0
Ozzie Smith, S (1, 6) OBP: 0.500, SLG: 0.375		F8		FC3-6 1-H 1B		1B 1-3 1B	WP IBB			3	1	2	1	1	0	0
Bob Forsch, R (1, 1) OBP: 0.250, SLG: 0.250 Joe Boever, R (9, 1)			5-3	FC3-6 1-2f		4-3 1-H 3-H 1B	K 1-2 2-3 3-H			4 0	0 0	1 0	2 0	0 0	1 0	3 0
Inning Stats	R: 1 E: 1 K: 2 S: 9 H: 2 LOB: 1 BB: 0 P: 9	R: 0 E: 0 K: 0 S: 3 H: 0 LOB: 0 BB: 0 P: 3	R: 4 E: 0 K: 0 S: 6 H: 3 LOB: 0 BB: 1 P: 10	R: 1 E: 0 K: 1 S: 7 H: 2 LOB: 1 BB: 0 P: 7	R: 0 E: 0 K: 1 S: 6 H: 1 LOB: 1 BB: 0 P: 6	R: 2 E: 0 K: 0 S: 5 H: 2 LOB: 1 BB: 1 P: 9	R: 1 E: 0 K: 2 S: 9 H: 2 LOB: 2 BB: 1 P: 13	R: 0 E: 0 K: 2 S: 8 H: 1 LOB: 2 BB: 1 P: 12		1B: 8 2B: 2 3B: 0 HR: 3	SF: 0 SAC: 0 DP: 0 HBP: 0					

PITCHER		IP	WLS	BF	H	R	ER	SO	BB	IBB	HBP	BLK	WP	HR	S	P	ERA	WHIP
Joe Hesketh, L ERA: 16.88	(1, 1)	2.2	L	14	5	5	5	2	1	0	0	0	0	3	17	21	16.88	2.250
Jeff Parrett, R ERA: 6.75	(3, 1)	1.1		6	2	1	1	1	0	0	0	0	0	0	8	8	6.75	1.500
Dan Schatzeder, L ERA: 9.0	(5, 1)	2.0		10	3	2	2	1	1	0	0	0	0	0	11	15	9.00	2.000
Andy McGaffigan, R ERA: 7.71	(7, 1)	2.0		11	3	1	1	4	1	1	0	0	1	0	17	25	4.50	2.000

PITCHER	IP	WLS	BF	H	R	ER	SO	BB	IBB	HBP	BLK	WP	HR	S	P	ERA	WHIP

BOTTOM

Montreal Expos @ St. Louis Cardinals

Busch Stadium, St. Louis, MO

Fri Apr 11 1986, 6:05 PM CST

Att. 30,307 - Unknown

livebaseballscorecards.com

AB	37
R	9
H	13
RBI	7
BB	4
SO	8
LOB	18

WP: 1 PB: 1 SB: 4 CS: 0 PA: 41

Batter	1	2	3	4	5	6	7	8	9	AB	R	H	RBI	BB	SO	LOB
Tim Raines, S (1, 7) OBP: 0.222, SLG: 0.188	F9			5-3		BB, 1-2, 2-3, BB	F9		K	4	0	0	0	1	1	1
Vance Law, R (1, 4) OBP: 0.176, SLG: 0.125	K			F8		K		L8		4	0	0	0	0	2	3
Andre Dawson, R (1, 9) OBP: 0.188, SLG: 0.214	F8			BB		SF9, 2-3, 3-H		1B, 1B, 1B		2	1	1	1	1	0	0
Hubie Brooks, R (1, 6) OBP: 0.500, SLG: 0.571		6-3		F6		FC6-4, 1-2, BB		FC6-4, 1B, 1-2, 1B		3	0	1	0	1	0	1
Tim Wallach, R (1, 5) OBP: 0.143, SLG: 0.077		F8			5-3	FC6-4, 1-2f		FC6-4, 1-2, 2-H, 1B		4	0	1	1	0	0	3
Mitch Webster, S (1, 8) OBP: 0.467, SLG: 0.538		5-3			F7		K	FC6-4, 1-2, 2-3		4	0	0	0	0	1	2
Andres Galarraga, R (1, 3) OBP: 0.667, SLG: 1.250 Jeff Reardon, R (8, 1)			1-3, CS, 2B		K		2B, 1B	K		4	1	2	0	0	2	2
										0	0	0	0	0	0	0
Tom Nieto, R (1, 2) OBP: 0.333, SLG: 0.444 Herm Winningham, L (9, PH)			1-3, 2-3			BB, SF9, 1B, 1B	1-H, 2B		G3	3	1	2	1	0	0	1
										1	0	0	0	0	0	0
Floyd Youmans, R (1, 1) George Riley, L (4, 1) Al Newman, S (6, PH) OBP: 1.000, SLG: 1.000 Jeff Parrett, R (6, 1) Jim Wohlford, R (7, PH) Tim Burke, R (7, 1) Wayne Krenchicki, L (8, 3)			K, 3-H			SF9, BB, 1-2, 1B	5-3		F9	1	0	0	0	0	1	1
										0	0	0	0	0	0	0
										1	0	1	0	0	0	0
										0	0	0	0	0	0	0
										1	0	0	0	0	0	1
										0	0	0	0	0	0	0
										1	0	0	0	0	0	0

TOP

Montreal Expos @ St. Louis Cardinals

Busch Stadium, St. Louis, MO

Sat Apr 12 1986, 6:05 PM CST

Att. 38,362 - Unknown

livebaseballscorecards.com

AB	33
R	3
H	8
RBI	3
BB	3
SO	7
LOB	15

Inning Stats	1	2	3	4	5	6	7	8	9
R	0	0	0	0	0	1	1	1	0
E	0	0	0	0	0	0	0	0	0
K	1	0	1	0	0	1	1	1	1
S	5	3	5	3	5	7	7	8	5
H	0	0	1	0	0	2	2	3	0
LOB	0	0	0	0	0	3	1	2	0
BB	0	0	0	1	0	2	0	0	0
P	5	3	5	7	5	15	7	8	5

1B	6
2B	2
3B	0
HR	0
SF	1
SAC	0
DP	0
HBP	0
WP	0
PB	0
SB	0
CS	1
PA	37

PITCHER		IP	WLS	BF	H	R	ER	SO	BB	IBB	HBP	BLK	WP	HR	S	P	ERA	WHIP
John Tudor, L ERA: 1.76	(1, 1)	6.1	W	26	5	2	2	5	3	0	0	0	0	0	33	45	2.84	1.263
Ken Dayley, L ERA: 9.0	(7, 1)	1.0		5	2	1	1	0	0	0	0	0	0	0	5	5	9.00	2.000
Todd Worrell, R ERA:	(8, 1)	1.2	S	6	1	0	0	2	0	0	0	0	0	0	10	10	0.00	0.600

PITCHER	IP	WLS	BF	H	R	ER	SO	BB	IBB	HBP	BLK	WP	HR	S	P	ERA	WHIP

Montreal Expos @ St. Louis Cardinals

Busch Stadium, St. Louis, MO

Sat Apr 12 1986, 6:05 PM CST

Att. 38,362 - Unknown

BOTTOM

Batter	1	2	3	4	5	6	7	8	9	AB	R	H	RBI	BB	SO	LOB
Vince Coleman, S (1, 7) OBP: 0.389, SLG: 0.267	6-3 E BLK 1B	K		1B 1B	F9		FC1-6 S			5	2	2	0	0	1	4
Willie McGee, S (1, 8) OBP: 0.167, SLG: 0.294	6-3		F6	1B		L7	BB			4	0	1	1	1	0	1
Tom Herr, S (1, 4) OBP: 0.444, SLG: 0.167	S BB		F9 S BB	S 1B		1B 1B BB	F9			2	0	1	1	3	0	2
Jack Clark, R (1, 3) OBP: 0.611, SLG: 0.769	K		F9	FC4-6 IBB		1B		PB SH1-3 B3-4 BB		3	1	1	0	2	1	2
Andy Van Slyke, L (1, 9) OBP: 0.300, SLG: 0.222	K	K	FC4-6			1B		SH1-3		2	0	0	0	0	2	2
Tito Landrum, R (4, PH) OBP: 0.429, SLG: 0.857 (5, 9)										2	0	1	0	0	0	3
Terry Pendleton, S (1, 5) OBP: 0.200, SLG: 0.214		L8	6-3	K		F7		B3-4		5	0	0	1	0	1	3
Mike Heath, R (1, 2) OBP: 0.188, SLG: 0.071		BB	L3	1B 6-3		K		5-3		4	1	1	0	1	1	3
Ozzie Smith, S (1, 6) OBP: 0.571, SLG: 0.455		S 1B	S 1B BB	6-3 1B			K			3	1	2	0	1	1	0
John Tudor, L (1, 1) OBP: 0.167, SLG: 0.167	K		1B 1B	6-3			FC1-6 1B			3	1	1	2	0	1	3
Ken Dayley, L (7, 1) OBP: 1.000, SLG: 1.000										1	0	1	0	0	0	0
Todd Worrell, R (8, 1)										0	0	0	0	0	0	0
Inning Stats	R: 1 E: 1 K: 2 S: 8 H: 1 LOB: 1 BB: 1 P: 12	R: 0 E: 0 K: 2 S: 8 H: 1 LOB: 2 BB: 1 P: 12	R: 0 E: 0 K: 1 S: 5 H: 0 LOB: 1 BB: 1 P: 9	R: 3 E: 0 K: 0 S: 7 H: 4 LOB: 3 BB: 2 P: 15	R: 1 E: 0 K: 1 S: 7 H: 2 LOB: 1 BB: 0 P: 7	R: 0 E: 0 K: 1 S: 7 H: 2 LOB: 3 BB: 1 P: 11	R: 0 E: 0 K: 1 S: 6 H: 1 LOB: 2 BB: 1 P: 10	R: 1 E: 0 K: 0 S: 3 H: 0 LOB: 0 BB: 1 P: 7		1B: 11 2B: 0 3B: 0 HR: 0 SF: 0 SAC: 1 DP: 0 HBP: 0						

PITCHER		IP	WLS	BF	H	R	ER	SO	BB	IBB	HBP	BLK	WP	HR	S	P	ERA	WHIP
Floyd Youmans, R ERA: 7.36	(1, 1)	3.2	L	22	6	4	3	5	4	1	0	1	0	0	27	47	7.36	2.727
George Riley, L ERA: 4.5	(4, 1)	1.1		6	2	1	1	1	0	0	0	0	0	0	8	8	6.75	1.500
Jeff Parrett, R ERA: 3.86	(6, 1)	1.0		6	2	0	0	1	1	0	0	0	0	0	7	11	0.00	3.000
Tim Burke, R ERA: 3.86	(7, 1)	1.0		5	1	0	0	1	1	0	0	0	0	0	6	10	0.00	2.000
Jeff Reardon, R ERA:	(8, 1)	1.0		4	0	1	0	0	1	0	0	0	0	0	3	7	0.00	1.000

PITCHER	IP	WLS	BF	H	R	ER	SO	BB	IBB	HBP	BLK	WP	HR	S	P	ERA	WHIP

livebaseballscorecards.com

AB	34
R	6
H	11
RBI	5
BB	8
SO	8
LOB	23

WP: 0 PA: 43
PB: 1
SB: 6
CS: 0

Batter	1	2	3	4	5	6	7	8	9	AB	R	H	RBI	BB	SO	LOB
Tim Raines, S (1, 7) OBP: 0.217, SLG: 0.150	F8	BB 1-2 2-3 BB			4-3		F8		G3	4	0	0	0	1	0	1
Vance Law, R (1, 4) (8, 5) OBP: 0.238, SLG: 0.158	FC3-6 1B	1-2 2-3 3-H BB			K		K			3	0	1	1	1	2	0
Mitch Webster, S (1, 9) OBP: 0.421, SLG: 0.647	FC3-6 S. 1-2f	F5			HR			F4		4	1	1	1	0	0	4
Jason Thompson, L (1, 3) OBP: 0.462, SLG: 0.455 Al Newman, S (8, 4) OBP: 1.000, SLG: 1.000	BB 1-2		3-1		K			K		3 0	0 0	0 0	0 0	1 0	2 0	0 0
Hubie Brooks, R (1, 6) OBP: 0.450, SLG: 0.556	1-3		F5			6-3		2B		4	0	1	0	0	0	2
Wayne Krenchicki, L (1, 5) OBP: 0.125, SLG: 0.125 Jeff Reardon, R (8, 1)		G3-6 1B	F5			K		K		4 0	0 0	1 0	0 0	0 0	2 0	1 0
Herm Winningham, L (1, 8) OBP: 0.143, SLG: 0.571		G3-6 1-2f	G3			HR			6-3	4	1	1	1	0	0	1
Dann Bilardello, R (1, 2) OBP: 0.125, SLG: 0.125		BLK BB BB 1B	6-3			6-3			F9	4	1	1	0	0	0	0
Bryn Smith, R (1, 1) Jim Wohlford, R (7, PH) George Riley, L (7, 1) Tim Burke, R (7, 1) Andres Galarraga, R (8, 3) OBP: 0.700, SLG: 1.250		BB BLK 1-2 BB	F6				5-3		BB	1 1 0 0 0	0 0 0 0 0	0 0 0 0 0	0 0 0 0 0	1 0 0 0 1	0 0 0 0 0	0 0 0 0 0

TOP

Montreal Expos @ St. Louis Cardinals

Busch Stadium, St. Louis, MO

Sun Apr 13 1986, 3:33 AM CST

Att. 39,666 - Unknown

livebaseballscorecards.com

	AB	R	H	RBI	BB	SO	LOB
	32	3	6	3	5	6	9

Inning Stats	1	2	3	4	5	6	7	8	9
	R: 0 E: 0 K: 0 S: 4	R: 1 E: 0 K: 0 S: 4	R: 0 E: 0 K: 0 S: 3	R: 0 E: 0 K: 0 S: 3	R: 1 E: 0 K: 2 S: 8	R: 1 E: 0 K: 1 S: 6	R: 0 E: 0 K: 1 S: 5	R: 0 E: 0 K: 2 S: 8	R: 0 E: 0 K: 0 S: 3
	H: 1 LOB: 2 BB: 1 P: 8	H: 2 LOB: 3 BB: 3 P: 16	H: 0 LOB: 0 BB: 0 P: 3	H: 0 LOB: 0 BB: 0 P: 3	H: 1 LOB: 0 BB: 0 P: 8	H: 1 LOB: 0 BB: 0 P: 6	H: 0 LOB: 0 BB: 0 P: 5	H: 1 LOB: 1 BB: 0 P: 8	H: 0 LOB: 1 BB: 1 P: 7

	1B	SF	PA
	3	0	37
	1	0	
	0	1	
	2	0	
	0	0	

	2B	SAC	WP
	1	0	0
	0	0	0
	0	1	1
	0	0	0
	0	0	0

	3B	DP	PB
	0	1	0
	0	0	0
	0	0	0
	0	0	0
	0	0	0

	HR	HBP	SB
	2	0	1
	0	0	0
	0	0	0
	0	0	0
	0	0	0

PITCHER		IP	WLS	BF	H	R	ER	SO	BB	IBB	HBP	BLK	WP	HR	S	P	ERA	WHIP	PITCHER		IP	WLS	BF	H	R	ER	SO	BB	IBB	HBP	BLK	WP	HR	S	P	ERA	WHIP
Kurt Kepshire, R	(1, 1)	7.0	L	29	5	3	3	4	4	0	0	1	0	0	2	33	49	3.86	1.286																			
ERA: 3.86																																						
Jeff Lahti, R	(8, 1)	1.0		4	1	0	0	2	0	0	0	0	0	0	8	8	0.00	1.000																				
ERA:																																						
Pat Perry, L	(9, 1)	1.0		4	0	0	0	0	1	0	0	0	0	0	3	7	0.00	1.000																				
ERA:																																						

Montreal Expos @ St. Louis Cardinals

Busch Stadium, St. Louis, MO

Sun Apr 13 1986, 3:33 AM CST

Att. 39,666 - Unknown

livebaseballscorecards.com

BOTTOM

Batter	1	2	3	4	5	6	7	8	9	AB	R	H	RBI	BB	SO	LOB
Vince Coleman, S (1, 7) OBP: 0.435, SLG: 0.368	F9		BLK 1-3 2-3 1B		BB		1-3 2-H 2B		F6	4	0	2	1	1	0	0
Willie McGee, S (1, 8) OBP: 0.130, SLG: 0.227	E6 CS		1-3 1-2		F5		K		K	5	0	0	0	0	2	5
Tom Herr, S (1, 4) OBP: 0.364, SLG: 0.125	3-1 1-2		K2-3 2-3 3-H		4-3		K			4	0	0	0	0	2	5
Jack Clark, R (1, 3) OBP: 0.500, SLG: 0.588		F8		1-3		K		K		4	0	0	0	0	2	0
Andy Van Slyke, L (1, 9) OBP: 0.357, SLG: 0.250		F7		E S BB		3-1		S 1B		3	0	1	0	1	0	0
Terry Pendleton, S (1, 5) OBP: 0.211, SLG: 0.222		1B		K 1-2		K		K 1-2		4	0	1	0	0	3	2
Michael LaValliere, L (1, 2)		4-3		BB			H 5-3 2B HBP	BB		1	0	0	0	1	0	1
Tito Landrum, R (7, PH) OBP: 0.500, SLG: 0.857										0	1	0	0	0	0	0
Jeff Lahti, R (8, 1)										0	0	0	0	0	0	0
Jerry White, S (8, PH)										0	0	0	0	1	0	0
Pat Perry, L (9, 1)										0	0	0	0	0	0	0
Ozzie Smith, S (1, 6) OBP: 0.500, SLG: 0.400			1B SH3 BLK 1B	4-3 2-3			5-3 1-2	F8		4	1	1	0	0	0	5
Kurt Kepshire, L (1, 1)										1	0	0	0	0	0	0
Mike Heath, R (7, PH) OBP: 0.222, SLG: 0.067			SH3 1-2		F7		2B BB		5-3	1	0	0	0	1	0	0
(8, 2)																

	AB	31
	R	2
	H	5
	RBI	1
	BB	5
	SO	9
	LOB	18

Inning Stats	1	2	3	4	5	6	7	8	9
	R: 0 H: 0 E: 1 LOB: 0 K: 0 BB: 0 S: 3 P: 3	R: 0 H: 1 E: 0 LOB: 1 K: 0 BB: 0 S: 4 P: 4	R: 1 H: 2 E: 0 LOB: 1 K: 1 BB: 0 S: 7 P: 7	R: 0 H: 0 E: 1 LOB: 2 K: 1 BB: 2 S: 5 P: 13	R: 0 H: 0 E: 0 LOB: 1 K: 0 BB: 1 S: 3 P: 7	R: 0 H: 0 E: 0 LOB: 0 K: 2 BB: 0 S: 7 P: 7	R: 1 H: 1 E: 0 LOB: 2 K: 2 BB: 1 S: 8 P: 13	R: 0 H: 1 E: 0 LOB: 2 K: 2 BB: 1 S: 8 P: 12	R: 0 H: 0 E: 0 LOB: 0 K: 1 BB: 0 S: 5 P: 5

	1B: 4	SF: 0	WP: 0	PA: 38
	2B: 1	SAC: 1	PB: 0	
	3B: 0	DP: 0	SB: 2	
	HR: 0	HBP: 1	CS: 1	

PITCHER		IP	WLS	BF	H	R	ER	SO	BB	IBB	HBP	BLK	WP	HR	S	P	ERA	WHIP
Bryn Smith, R ERA: 2.92	(1, 1)	6.0	W	24	3	1	1	4	3	0	0	1	0	0	29	41	1.50	1.000
George Riley, L ERA: 7.71	(7, 1)	0.1		3	0	1	1	0	1	0	1	0	0	0	1	6	27.00	3.000
Tim Burke, R ERA: 3.38	(7, 1)	0.2		3	1	0	0	2	0	0	0	0	0	0	7	7	0.00	1.500
Jeff Reardon, R ERA:	(8, 1)	2.0	S	8	1	0	0	3	1	0	0	0	0	0	13	17	0.00	1.000

PITCHER	IP	WLS	BF	H	R	ER	SO	BB	IBB	HBP	BLK	WP	HR	S	P	ERA	WHIP

Batter	1	2	3	4	5	6	7	8	9	10	11	AB	R	H	RBI	BB	SO	LOB
Bob Dernier, R (1, 8) OBP: 0.222, SLG: 0.200	BBBB 4-0 23 F9 BB BB		x 0-0 ② 5-3		x 0-0 ① 1-3		BBBB 4-0 FC1-6 BB		x 0-0 ② 5-3		x 0-0 ② F4	4	0	0	0	2	0	2
Gary Matthews, R (1, 7) Brian Dayett, R (7, 7) OBP: 0.444, SLG: 0.167 Jay Baller, R (9, 1) Davey Lopes, R (11, PH) Lee Smith, R (1, 1)	BBBB 4-0 G4-6-3 1-2 BB		x 0-0 ③ 5-3		x 0-0 ② F9		x 0-0 ② FC1-6 23 2B 1-2f 2-3		x 0-0 1B		x 0-0 ③ F7	3 1 0 1 0	0 0 0 0 0	0 1 0 0 0	0 0 0 0 0	1 0 0 0 0	0 0 0 0 0	2 2 0 2 0
23 Ryne Sandberg, R (1, 4) OBP: 0.200, SLG: 0.208	x 0-0 ① F9 2-3			SSS 0-3 ① K	x 0-0 ③ 6-3		x 0-0 ③ 1-H 3-H 2B		x 0-0 ③ F4			5	0	1	1	0	1	3
Keith Moreland, R (1, 9) OBP: 0.200, SLG: 0.174	x 0-0 ② ③ G4-6-3 1-2f			x 0-0 ② F9		x 0-0 ① F9		x 0-0 ① F3		x 0-0 CS 1B		5	0	1	0	0	0	2
Leon Durham, L (1, 3) OBP: 0.360, SLG: 0.381		x 0-0 1B		BBBB 4-0 2B BB		SSS 0-3 ② K		x 0-0 E 1B		x 0-0 ① F8		4	1	2	0	1	1	1
Jody Davis, R (1, 2) OBP: 0.227, SLG: 0.250		x 0-0 ① L9		x 0-0 1-H 2B 2B		BBBB 4-0 BB		SSS 0-3 ② K		x 0-0 ② ③ F5 1-2		4	1	1	1	1	1	3
Ron Cey, R (1, 5) OBP: 0.375, SLG: 0.429 Manny Trillo, R (8, PR) OBP: 0.375, SLG: 0.231 (8, 5)		x 0-0 ② F5		x 0-0 2-H 2B		SSS 0-3 ③ K		x 0-0 E5 1-2			x 0-0 BB 1B	4 1	0 0	1 1	1 0	0 0	1 0	3 0
Shawon Dunston, R (1, 6) OBP: 0.263, SLG: 0.235 Thad Bosley, L (8, PH) OBP: 0.200, SLG: 0.200 Chris Speier, R (8, 6)		x 0-0 ③ F3		4-0 IBB			x 0-0 FC1-6 23 2B SH3-4 1B	SSS 0-3 ③ K			BBBB 4-0 1-2 BB	2 1 0	1 0 0	1 0 0	0 0 0	1 0 1	0 0 0	1 2 0
Dennis Eckersley, R (1, 1) Jerry Mumphrey, S (9, PH) (9, 7)			x 0-0 ① F8	x 0-0 ③ L4			x 0-0 ① SH3-4 1-2		x 0-0 ① F6		x 0-0 ① F7	2 2	0 0	0 0	0 0	0 0	0 0	2 2
Inning Stats	R: 0 E: 0 K: 0 S: 2 H: 0 LOB: 1 BB: 2 P: 10	R: 0 E: 0 K: 0 S: 4 H: 1 LOB: 1 BB: 0 P: 4	R: 0 E: 0 K: 0 S: 3 H: 0 LOB: 0 BB: 0 P: 3	R: 2 E: 0 K: 1 S: 7 H: 2 LOB: 2 BB: 2 P: 15	R: 0 E: 0 K: 0 S: 3 H: 0 LOB: 0 BB: 0 P: 3	R: 0 E: 0 K: 2 S: 7 H: 0 LOB: 1 BB: 1 P: 11	R: 1 E: 0 K: 0 S: 4 H: 2 LOB: 2 BB: 1 P: 8	R: 0 E: 1 K: 2 S: 9 H: 1 LOB: 2 BB: 0 P: 9	R: 0 E: 0 K: 0 S: 4 H: 1 LOB: 1 BB: 0 P: 4	R: 0 E: 0 K: 0 S: 3 H: 1 LOB: 0 BB: 0 P: 3	R: 0 E: 0 K: 0 S: 4 H: 1 LOB: 2 BB: 1 P: 8	1B: 6 2B: 3 3B: 0 HR: 0	SF: 0 SAC: 1 DP: 1 HBP: 0		WP: 0 PB: 0 SB: 0 CS: 1	PA: 47		

PITCHER		IP	WLS	BF	H	R	ER	SO	BB	IBB	HBP	BLK	WP	HR	S	P	ERA	WHIP
Jay Tibbs, R ERA: 2.25	(1, 1)	6.0		25	3	2	2	3	4	1	0	0	0	0	26	46	3.00	1.167
Andy McGaffigan, R ERA: 8.1	(7, 1)	1.0		5	2	1	1	0	1	0	0	0	0	0	4	8	9.00	3.000
Tim Burke, R ERA: 2.45	(8, 1)	2.0		9	2	0	0	2	0	0	0	0	0	0	13	13	0.00	1.000
Jeff Reardon, R ERA:	(10, 1)	2.0	W	8	2	0	0	0	1	0	0	0	0	0	7	11	0.00	1.500

PITCHER		IP	WLS	BF	H	R	ER	SO	BB	IBB	HBP	BLK	WP	HR	S	P	ERA	WHIP

Chicago Cubs @ Montreal Expos

Olympic Stadium, Montreal, QB

Tue Apr 15 1986, 3:33 AM EST
Att. 30,105 - Unknown

TOP

livebaseballscorecards.com

AB	39
R	3
H	9
RBI	3
BB	7
SO	5
LOB	25

Chicago Cubs @ Montreal Expos

Olympic Stadium, Montreal, QB

Tue Apr 15 1986, 3:33 AM EST

Att. 30,105 - Unknown

livebaseballscorecards.com

Batter	1	2	3	4	5	6	7	8	9	10	11	AB	R	H	RBI	BB	SO	LOB
Tim Raines, S (1, 7) OBP: 0.286, SLG: 0.261	4-0 3-1 S BB		0-3 K			x 0-0 3B		x 0-0 3-1		4-0 IBB		3	0	1	0	2	1	0
Vance Law, R (1, 4) OBP: 0.192, SLG: 0.125	0-3 K 1-2			x 0-0 F9		x 0-0 4-3		x 0-0 6-3		x 0-0 F3		5	0	0	0	0	1	4
Dann Bilardello, R (11, 2) OBP: 0.125, SLG: 0.125												0	0	0	0	0	0	0
Andre Dawson, R (1, 9) OBP: 0.143, SLG: 0.158	0-0 3-1 2-3			x 0-0 4-3			x 0-0 5-3		x 0-0 6-3	x 0-0 FC5 2-3f		5	0	0	0	0	0	3
Jason Thompson, L (1, 3) OBP: 0.438, SLG: 0.500	0-3 K			x 0-0 F8			x 0-0 1B HR 2B		x 0-0 4-3		B B B B 4-0 E PB BB BB	3	1	1	0	0	1	1
Tim Burke, R (8, 1)												0	0	0	0	0	0	0
Wayne Krenchicki, L (9, PH) OBP: 0.111, SLG: 0.111												1	0	0	0	0	0	0
Jeff Reardon, R (10, 1)												0	0	0	0	0	0	0
Dan Schatzeder, L (11, PH)												0	1	0	0	1	0	0
Hubie Brooks, R (1, 6) OBP: 0.480, SLG: 0.609		x 0-0 CS 1B			x 0-0 F3		x 0-0 HR 2-3 1B		x 0-0 2B		x 0-0 E3 BB IBB 1-3	5	1	3	0	0	0	1
Tim Wallach, R (1, 5) OBP: 0.316, SLG: 0.375	x 0-0 E7 4-6 1-2 1B				x 0-0 F9		x 0-0 1-H 3-H HR		I I I I 4-0 IBB		I I I I 4-0 BB 1-2 IBB	3	1	2	3	2	0	0
Mitch Webster, S (1, 8) OBP: 0.375, SLG: 0.524	x 0-0 4-6 2-3f				x 0-0 F9		x 0-0 1-3		x 0-0 G3		B B B B 4-0 1-2 2-3 3-H BB	4	0	0	1	1	0	3
Tom Nieto, R (1, 2) OBP: 0.308, SLG: 0.333			S S S 0-3 K			x 0-0 B5	x 0-0 1-3			B B B B 4-0 FC5 SH3-4 BB		3	0	0	0	1	1	0
Al Newman, S (10, PR) OBP: 1.000, SLG: 1.000												0	0	0	0	0	0	0
(11, 4)																		
Jay Tibbs, R (1, 1)			S S S 0-3 K			S S S 0-3 K		x 0-0 F8		x 0-0 SH3-4 1-2		1	0	0	0	0	1	0
Herm Winningham, L (6, PH) OBP: 0.125, SLG: 0.500												1	0	0	0	0	1	0
Andy McGaffigan, R (7, 1)												0	0	0	0	0	0	0
Andres Galarraga, R (8, 3) OBP: 0.636, SLG: 1.111												1	0	0	0	0	0	0
Inning Stats	R: 0 H: 0 E: 0 LOB: 1 K: 2 BB: 1 S: 7 P: 11	R: 0 H: 2 E: 1 LOB: 0 K: 0 BB: 0 S: 3 P: 3	R: 0 H: 0 E: 0 LOB: 0 K: 3 BB: 0 S: 9 P: 9	R: 0 H: 0 E: 0 LOB: 0 K: 0 BB: 0 S: 3 P: 3	R: 0 H: 0 E: 0 LOB: 0 K: 0 BB: 0 S: 3 P: 3	R: 0 H: 1 E: 0 LOB: 1 K: 1 BB: 0 S: 6 P: 6	R: 3 H: 3 E: 0 LOB: 0 K: 0 BB: 0 S: 6 P: 6	R: 0 H: 0 E: 0 LOB: 0 K: 0 BB: 0 S: 3 P: 3	R: 0 H: 1 E: 0 LOB: 2 K: 0 BB: 1 S: 4 P: 8	R: 0 H: 0 E: 0 LOB: 2 K: 0 BB: 2 S: 3 P: 11	R: 1 H: 0 E: 1 LOB: 3 K: 0 BB: 3 S: 1 P: 13	1B: 3 SF: 0 2B: 3 SAC: 1 3B: 1 DP: 1 HR: 1 HBP: 0						

PITCHER		IP	WLS	BF	H	R	ER	SO	BB	IBB	HBP	BLK	WP	HR	S	P	ERA	WHIP
Dennis Eckersley, R ERA: 3.86	(1, 1)	8.0		29	6	3	3	6	1	0	0	0	0	1	40	44	3.38	0.875
Jay Baller, R ERA:	(9, 1)	2.0		10	1	0	0	0	1	2	0	0	0	0	7	19	0.00	1.000
Lee Smith, R ERA: 22.5	(11, 1)	0.0	L	4	0	1	0	0	2	1	0	0	0	0	1	13	∞	∞

PITCHER	IP	WLS	BF	H	R	ER	SO	BB	IBB	HBP	BLK	WP	HR	S	P	ERA	WHIP

AB	35
R	4
H	7
RBI	4
BB	7
SO	6
LOB	12

WP: 0 PA: 43
PB: 1
SB: 1
CS: 1

Batter	1	2	3	4	5	6	7	8	9	10	11	12	13	AB	R	H	RBI	BB	SO	LOB
Bob Dernier, R (1, 8) OBP: 0.242, SLG: 0.172	BBBB 4-0 BB 23 S SF7 BB	x 0-0 ③ 6-3		BBBB 4-0 23 1B E BB		x 0-0 ② F3		SSS 0-3 ③ K			x 0-0 ① L7		x 0-0 ① SH1-4 1-2	4	2	0	0	2	1	3
Gary Matthews, R (1, 7) Jay Baller, R (6, 1) Thad Bosley, L (9, PH) OBP: 0.333, SLG: 0.333 George Frazier, R (9, 1) Jerry Mumphrey, S (11, PH) Lee Smith, R (11, 1)	x 0-0 ① F8	x 0-0 ① 6-3	x 0-0 ① 6-3	x 0-0 E5 23 1B 1-2 1B		x 0-0 ③ 6-3			x 0-0 1B 1B		x 0-0 ② G1		SSS 0-3 ② K	4 0 1 0 1	1 0 0 0 0	0 0 1 0 0	0 0 0 0 0	0 0 0 0 0	0 0 0 0 0	2 0 0 0 0
23 Ryne Sandberg, R (1, 4) OBP: 0.250, SLG: 0.333	BBBB 4-0 1-2 BB BB	x 0-0 IHR	x 0-0 1B 1-2 2-H 1B			x 0-0 ① F8		x 0-0 F8		x 0-0 F9		SSS 0-3 ③ K	6	1	2	2	1	1	2
Keith Moreland, R (1, 9) OBP: 0.290, SLG: 0.250	BBBB 4-0 1-2 2-3 BB	x 0-0 HR 1B	x 0-0 ③ 1-3 2-H 1B			x 0-0 ② 4-3		x 0-0 1-2 1B		x 0-0 ① F4			5	1	3	1	1	0	0
Leon Durham, L (1, 3) OBP: 0.355, SLG: 0.480	x 0-0 ② SF7 3-H	x 0-0 1-H HR			SSS 0-3 ① K		SSS 0-3 ③ K		x 0-0 ② L9			BBBBB 4-0 BB		4	1	1	3	1	2	2
Jody Davis, R (1, 2) OBP: 0.231, SLG: 0.250 Manny Trillo, R (8, PR) OBP: 0.333, SLG: 0.200 (8, 5)	SSS 0-3 ③ K	x 0-0 ② 6-3			SSS 0-3 ② K			x 0-0 FC3-5 BB 1B	x 0-0 ③ F9			x 0-0 ② F7		4 2	0 0	1 0	0 0	0 0	2 3	2 0
Ron Cey, R (1, 5) OBP: 0.417, SLG: 0.333 Steve Lake, R (8, 2)		x 0-0 ① F3	x 0-0 ③ F7		BBBB 4-0 BB			BBBB 4-0 1-2 FC3-5 BB		SSS 0-3 ① K		x 0-0 ③ F7		2 2	0 0	0 0	0 0	2 0	0 1	0 1
Shawon Dunston, R (1, 6) OBP: 0.280, SLG: 0.364	BBBB 4-0 E BB			x 0-0 ① 5-3	x 0-0 ③ F3			x 0-0 FC3-5 1-2 2-3f		x 0-0 ② 1-3			x 0-0 HR	5	1	1	1	1	0	3
Steve Trout, L (1, 1) OBP: 0.200, SLG: 0.200 Brian Dayett, R (6, PH) OBP: 0.308, SLG: 0.100 (6, 7)	SSS 0-3 ② K 1-2	x 0-0 ② 6-3				SSS 0-3 ① K		SSS 0-3 ② K		SSS 0-3 ③ K			x 0-0 E6 SH1-4	2 4	0 0	0 0	0 0	0 3	1 2	1 2
Inning Stats	R: 1 E: 0 K: 1 S: 5 H: 0 LOB: 2 BB: 3 P: 17	R: 0 E: 1 K: 1 S: 5 H: 0 LOB: 1 BB: 1 P: 9	R: 3 E: 0 K: 0 S: 6 H: 3 LOB: 0 BB: 0 P: 6	R: 2 E: 1 K: 0 S: 5 H: 2 LOB: 2 BB: 1 P: 9	R: 0 E: 0 K: 2 S: 7 H: 0 LOB: 1 BB: 1 P: 11	R: 0 E: 0 K: 1 S: 5 H: 0 LOB: 0 BB: 0 P: 5	R: 0 E: 0 K: 1 S: 5 H: 0 LOB: 0 BB: 0 P: 5	R: 0 E: 0 K: 2 S: 8 H: 1 LOB: 2 BB: 1 P: 12	R: 0 E: 0 K: 0 S: 5 H: 2 LOB: 2 BB: 0 P: 5	R: 0 E: 0 K: 2 S: 7 H: 0 LOB: 0 BB: 0 P: 7	R: 0 E: 0 K: 0 S: 3 H: 0 LOB: 0 BB: 0 P: 3	R: 0 E: 0 K: 0 S: 3 H: 0 LOB: 1 BB: 1 P: 7	R: 1 E: 1 K: 2 S: 9 H: 1 LOB: 1 BB: 0 P: 9	1B: 6 2B: 0 3B: 0 HR: 3	SF: 1 SAC: 1 DP: 0 HBP: 0		WP: 0 PB: 0 SB: 1 CS: 0	PA: 57		

PITCHER		IP	WLS	BF	H	R	ER	SO	BB	IBB	HBP	BLK	WP	HR	S	P	ERA	WHIP
Floyd Youmans, R ERA: 9.45	(1, 1)	3.0		16	3	4	4	2	4	0	0	0	0	1	16	32	12.00	2.333
Dan Schatzeder, L ERA: 3.6	(4, 1)	3.0		13	2	2	0	3	2	0	0	0	0	0	17	25	0.00	1.333
Tim Burke, R ERA: 1.93	(7, 1)	2.0		8	1	0	0	3	1	0	0	0	0	0	13	17	0.00	1.000
Andy McGaffigan, R ERA: 5.06	(9, 1)	2.0		8	2	0	0	2	0	0	0	0	0	0	12	12	0.00	1.000
Jeff Reardon, R ERA: 1.13	(11, 1)	3.0	L	12	1	1	1	2	1	0	0	0	0	1	15	19	3.00	0.667

PITCHER	IP	WLS	BF	H	R	ER	SO	BB	IBB	HBP	BLK	WP	HR	S	P	ERA	WHIP

TOP

Chicago Cubs @ Montreal Expos

Olympic Stadium, Montreal, QB

Thu Apr 17 1986, 3:33 AM EST

Att. 4,611 - Unknown

livebaseballscorecards.com

AB	47
R	7
H	9
RBI	7
BB	8
SO	12
LOB	22

Chicago Cubs @ Montreal Expos

Olympic Stadium, Montreal, QB

Thu Apr 17 1986, 3:33 AM EST

Att. 4,611 - Unknown

livebaseballscorecards.com

BOTTOM

Batter	1	2	3	4	5	6	7	8	9	10	11	12	13	AB	R	H	RBI	BB	SO	LOB
Tim Raines, S (1, 7) OBP: 0.303, SLG: 0.296	G6-3 1B		G4-6-3 BB 1-2 1B		SF9 3-H	F7		F8		F6			F7	4	0	2	1	0	0	1
Andy McGaffigan, R (9, 1)														0	0	0	0	0	0	0
Jason Thompson, L (10, PH) OBP: 0.412, SLG: 0.467														1	0	0	0	0	0	0
Jeff Reardon, R (11, 1)														0	0	0	0	0	0	0
Jim Wohlford, R (13, PH)														1	0	0	0	0	0	0
Vance Law, R (1, 4) OBP: 0.242, SLG: 0.138	G6-3 1-2f		BBBB G4-6-3 BB 1-2 2-3		5-3		BBBB FC6-4 BB		F5		SSS K		1B	5	0	1	0	2	1	1
Andre Dawson, R (1, 9) OBP: 0.179, SLG: 0.308	4-3		G4-6-3 1-2f 2-3 3-H		HR		FC6-4 1B 1-2f		1B 1B		6-3		F7	7	1	2	1	0	0	4
Hubie Brooks, R (1, 6) OBP: 0.452, SLG: 0.655		6-3	G2		HR		F2		IBB 1-3 1B		4-3			6	1	2	1	0	0	2
Tim Wallach, R (1, 5) OBP: 0.400, SLG: 0.400		FC1-6 1B		BBBB FC1-6 BB	1-3		1-2 1B		1-2 IBB			F8		4	0	2	0	2	0	0
Mitch Webster, S (1, 8) OBP: 0.333, SLG: 0.481 (9, 7)	FC1-6 1B 1-2f		FC1-6 G3 1-2f	E9 SF9 2B			F3		F6			SSS K		6	1	1	0	0	1	7
Andres Galarraga, R (1, 3) OBP: 0.588, SLG: 1.154	G3 1-2 1B		G3 1-2	SF9 3-H				HR	F6			BBBB BB		4	1	2	2	1	0	4
Tom Nieto, R (1, 2) OBP: 0.294, SLG: 0.375	4-1		1-4-3	G3 2B				F8		F7			F3	4	0	1	0	0	0	3
Al Newman, S (10, PH) OBP: 0.667, SLG: 0.500														1	0	0	0	0	0	0
Dann Bilardello, R (11, 2) OBP: 0.111, SLG: 0.111														1	0	0	0	0	0	1
Floyd Youmans, R (1, 1)														0	0	0	0	0	0	0
Dan Schatzeder, L (3, PH) OBP: 1.000, SLG: 2.000 (4, 1)														2	2	2	0	0	0	0
Wayne Krenchicki, L (6, PH) OBP: 0.100, SLG: 0.100														1	0	0	0	0	0	1
Tim Burke, R (7, 1)														0	0	0	0	0	0	0
Herm Winningham, L (8, PH) OBP: 0.091, SLG: 0.364 (8, 8)			BB 1B G4-6-3 1B		SF9 3B	G3 2-3		K		K			5-3	3	0	0	0	0	0	0
Inning Stats	R: 0 E: 0 K: 0 S: 3 H: 1 LOB: 0 BB: 0 P: 3	R: 0 E: 0 K: 0 S: 5 H: 2 LOB: 2 BB: 0 P: 5	R: 1 E: 0 K: 0 S: 4 H: 2 LOB: 1 BB: 1 P: 8	R: 0 E: 0 K: 0 S: 3 H: 0 LOB: 1 BB: 1 P: 7	R: 3 E: 0 K: 0 S: 6 H: 3 LOB: 0 BB: 0 P: 6	R: 1 E: 1 K: 0 S: 5 H: 2 LOB: 1 BB: 0 P: 5	R: 0 E: 0 K: 0 S: 4 H: 1 LOB: 2 BB: 1 P: 8	R: 1 E: 0 K: 1 S: 6 H: 1 LOB: 0 BB: 0 P: 6	R: 0 E: 0 K: 0 S: 5 H: 2 LOB: 3 BB: 1 P: 9	R: 0 E: 0 K: 1 S: 5 H: 0 LOB: 0 BB: 0 P: 5	R: 0 E: 0 K: 1 S: 5 H: 0 LOB: 0 BB: 0 P: 5	R: 0 E: 0 K: 1 S: 5 H: 0 LOB: 1 BB: 1 P: 9	R: 0 E: 0 K: 0 S: 4 H: 1 LOB: 1 BB: 0 P: 4	1B: 9 2B: 2 3B: 1 HR: 3	SF: 2 SAC: 0 DP: 2 HBP: 0	WP: 0 PB: 0 SB: 0 CS: 0	PA: 57					

PITCHER		IP	WLS	BF	H	R	ER	SO	BB	IBB	HBP	BLK	WP	HR	S	P	ERA	WHIP
Steve Trout, L ERA: 4.91	(1, 1)	5.0		23	8	4	4	0	2	0	0	0	0	2	21	29	7.20	2.000
Jay Baller, R ERA: 1.8	(6, 1)	3.0		14	4	2	2	1	1	0	0	0	0	1	15	19	6.00	1.667
George Frazier, R ERA:	(9, 1)	2.0		9	2	0	0	1	0	1	0	0	0	0	10	14	0.00	1.000
Lee Smith, R ERA: 9.0	(11, 1)	3.0	W	11	1	0	0	2	1	0	0	0	0	0	14	18	0.00	0.667

PITCHER		IP	WLS	BF	H	R	ER	SO	BB	IBB	HBP	BLK	WP	HR	S	P	ERA	WHIP

AB	50
R	6
H	15
RBI	5
BB	5
SO	4
LOB	24

St. Louis Cardinals @ Montreal Expos

Olympic Stadium, Montreal, QB

Fri Apr 18 1986, 3:33 AM EST

Att. 10,015 - Unknown

TOP

livebaseballscorecards.com

Batter	1	2	3	4	5	6	7	8	9	AB	R	H	RBI	BB	SO	LOB
Vince Coleman, S (1, 7) OBP: 0.371, SLG: 0.452	K		6-3 1B		3B		F6		6-3	5	0	2	0	0	1	0
Willie McGee, S (1, 8) OBP: 0.176, SLG: 0.226	K		6-3 1-2		K		K		PB BB BB BB	4	1	0	0	1	3	2
Tom Herr, S (1, 4) OBP: 0.344, SLG: 0.200	S 1B		4-3		L4		2B		BB PB 1-2 BB	4	0	2	0	1	0	1
Jack Clark, R (1, 3) OBP: 0.515, SLG: 0.625	BB 1-2			2B 3B	5-3		IBB		BB 1-2 2-3 IBB	2	1	1	0	3	0	1
Tito Landrum, R (1, 9) OBP: 0.400, SLG: 0.538	F6			5-3		HR 1B	F8		BB 1-2 2-3 3-H BB	4	1	1	1	1	0	5
Andy Van Slyke, L (9, PR) OBP: 0.389, SLG: 0.267 (9, 9)										0	0	0	0	0	0	0
Mike Heath, R (1, 2) OBP: 0.276, SLG: 0.360		8-5-4 2B		CS 3-H 2B		1-H HR		F4	4-3	5	1	3	3	0	0	3
Terry Pendleton, S (1, 5) OBP: 0.276, SLG: 0.200		BB		CS BB		K		5-3		2	0	0	0	2	1	0
Ozzie Smith, S (1, 6) OBP: 0.464, SLG: 0.458		8-5-4 2-3f		1-2 2-3 BB		F7		F5		3	0	0	0	1	0	2
John Tudor, L (1, 1) OBP: 0.100, SLG: 0.100		K		K		F9			F8	4	0	0	0	0	2	3
Todd Worrell, R (9, 1)										0	0	0	0	0	0	0

Inning Stats	1	2	3	4	5	6	7	8	9
	R: 0 E: 0 K: 2 S: 8	H: 1 LOB: 2 BB: 1 P: 12	R: 0 E: 0 K: 1 S: 5	H: 1 LOB: 1 BB: 1 P: 9	R: 0 E: 0 K: 0 S: 3	H: 1 LOB: 0 BB: 0 P: 3	R: 1 E: 0 K: 1 S: 6	H: 2 LOB: 2 BB: 2 P: 14	R: 0 E: 0 K: 1 S: 6	H: 1 LOB: 1 BB: 0 P: 6	R: 2 E: 0 K: 1 S: 7	H: 2 LOB: 0 BB: 0 P: 7	R: 0 E: 0 K: 1 S: 6	H: 1 LOB: 2 BB: 1 P: 10	R: 0 E: 0 K: 0 S: 3	H: 0 LOB: 0 BB: 0 P: 3	R: 1 E: 0 K: 0 S: 3	H: 0 LOB: 3 BB: 4 P: 19

	AB	33
	R	4
	H	9
	RBI	4
	BB	9
	SO	7
	LOB	17

1B: 3 SF: 0
2B: 4 SAC: 0
3B: 2 DP: 1
HR: 1 HBP: 0

WP: 0 PA: 42
PB: 1
SB: 1
CS: 2

PITCHER		IP	WLS	BF	H	R	ER	SO	BB	IBB	HBP	BLK	WP	HR	S	P	ERA	WHIP
Joe Hesketh, L ERA: 6.75	(1, 1)	8.0	L	35	9	3	3	7	4	1	0	0	0	1	44	64	3.38	1.625
George Riley, L ERA: 8.1	(9, 1)	1.0		7	0	1	1	0	3	1	0	0	0	0	3	19	9.00	3.000

PITCHER		IP	WLS	BF	H	R	ER	SO	BB	IBB	HBP	BLK	WP	HR	S	P	ERA	WHIP

Batter	1	2	3	4	5	6	7	8	9	AB	R	H	RBI	BB	SO	LOB
Tim Raines, S (1, 7) OBP: 0.297, SLG: 0.290	F2		F5			CS 1B		5-3		4	0	1	0	0	0	0
Vance Law, R (1, 4) OBP: 0.243, SLG: 0.125	6-3		5-3			BBBB FC6-4 1-2			F9	3	0	0	0	1	0	0
Andre Dawson, R (1, 9) OBP: 0.219, SLG: 0.433	HR			F9		SSS K			E7 2B 1B	4	2	2	1	0	1	1
Hubie Brooks, R (1, 6) OBP: 0.400, SLG: 0.576	F9			6-3		FC6-4 1-2f			F3	4	0	0	0	0	0	2
Tim Wallach, R (1, 5) OBP: 0.448, SLG: 0.500		1B 1B		4-3			G6-3 1B		2-H 2B	4	0	3	1	0	0	0
Mitch Webster, S (1, 8) OBP: 0.294, SLG: 0.419		F9			F8		G6-3 1-2f		F7	4	0	0	0	0	0	3
Andres Galarraga, R (1, 3) OBP: 0.550, SLG: 1.000		CS 1-3 1B			F9		F9			3	0	1	0	0	0	0
Tom Nieto, R (1, 2) OBP: 0.300, SLG: 0.333		SSS K 1-2			BBBB BB			F2		2	0	0	0	1	1	2
Joe Hesketh, R (1, 1)			SSS K		SSS K			F8		2	0	0	0	0	2	1
Jim Wohlford, R (8, PH)										1	0	0	0	0	0	0
George Riley, L (9, 1)										0	0	0	0	0	0	0
Inning Stats	R: 1 H: 1 E: 0 LOB: 0 K: 0 BB: 0 S: 4 P: 4	R: 0 H: 2 E: 0 LOB: 1 K: 1 BB: 0 S: 6 P: 6	R: 0 H: 0 E: 0 LOB: 0 K: 1 BB: 0 S: 5 P: 5	R: 0 H: 0 E: 0 LOB: 0 K: 0 BB: 0 S: 3 P: 3	R: 0 H: 0 E: 0 LOB: 1 K: 1 BB: 1 S: 5 P: 9	R: 0 H: 1 E: 0 LOB: 1 K: 1 BB: 1 S: 5 P: 9	R: 0 H: 1 E: 0 LOB: 0 K: 0 BB: 0 S: 3 P: 3	R: 0 H: 0 E: 0 LOB: 0 K: 0 BB: 0 S: 3 P: 3	R: 1 H: 2 E: 1 LOB: 1 K: 0 BB: 0 S: 5 P: 5	1B: 5 SF: 0 2B: 1 SAC: 0 3B: 0 DP: 1 HR: 1 HBP: 0						WP: 0 PA: 33 PB: 0 SB: 0 CS: 2	

PITCHER		IP	WLS	BF	H	R	ER	SO	BB	IBB	HBP	BLK	WP	HR	S	P	ERA	WHIP
John Tudor, L ERA: 1.5	(1, 1)	8.2	W	32	7	2	1	4	2	0	0	0	0	1	38	46	1.04	1.038
Todd Worrell, R ERA:	(9, 1)	0.1	S	1	0	0	0	0	0	0	0	0	0	0	1	1	0.00	0.000

PITCHER	IP	WLS	BF	H	R	ER	SO	BB	IBB	HBP	BLK	WP	HR	S	P	ERA	WHIP

BOTTOM

St. Louis Cardinals @ Montreal Expos

Olympic Stadium, Montreal, QB

Fri Apr 18 1986, 3:33 AM EST

Att. 10,015 - Unknown

livebaseballscorecards.com

AB	31
R	2
H	7
RBI	2
BB	2
SO	4
LOB	9

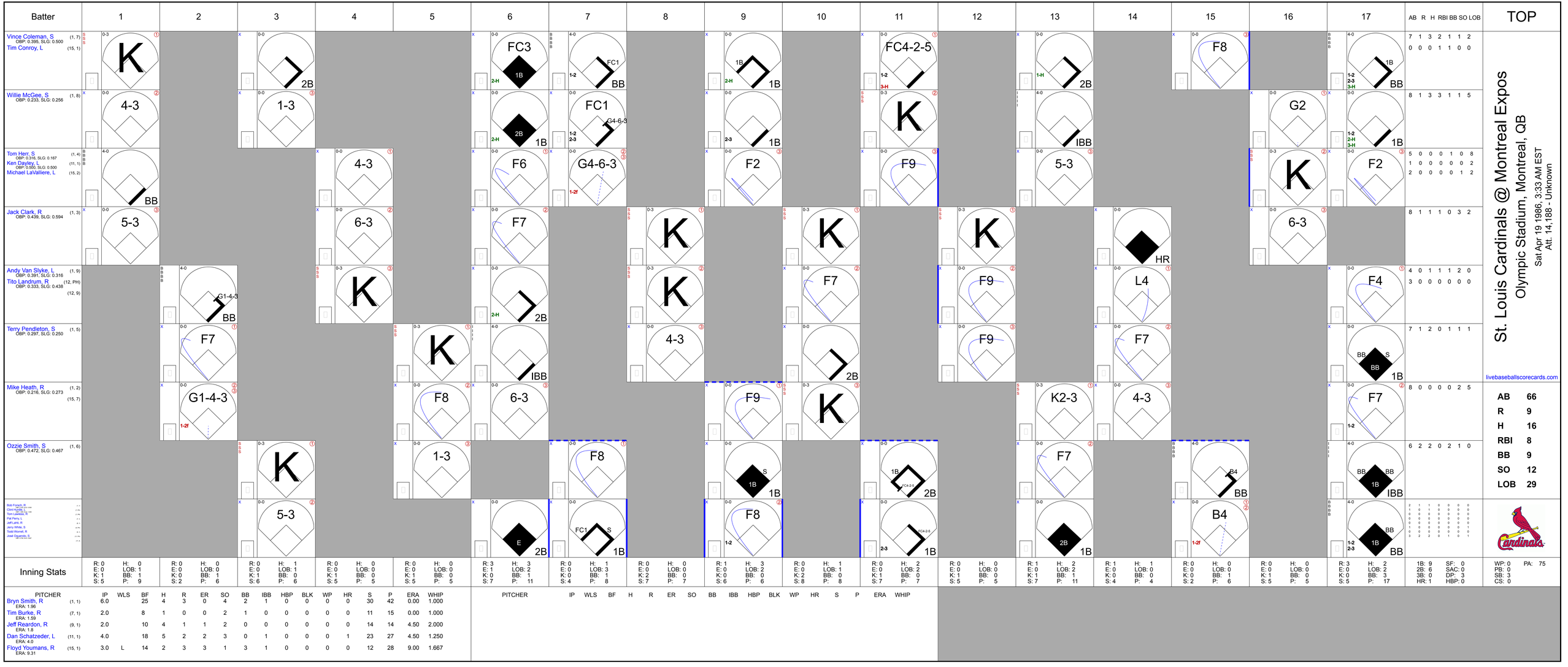
Batter
1
2
3
4
5
6
7
8
9
10
11
12
13
14
15
16
17
AB R H RBI BB SO LOB
TOP
Vince Coleman, S (1, 7) OBP: 0.395, SLG: 0.500
Tim Conroy, L (15, 1)
K
2B
FC3
1B
2-H
BB
FC1
1-2
1B
2-H
FC4-2-5
1-2
3-H
F8
1-H
2B
1B
1-2
2-3
3-H
BB
7 1 3 2 1 1 2
0 0 0 1 1 0 0
Willie McGee, S (1, 8) OBP: 0.233, SLG: 0.256
4-3
1-3
2B
FC1
G4-6-3
1-2
2-3
1B
2-H
K
IBB
G2
1B
1-2
2-H
3-H
8 1 3 3 1 1 5
Tom Herr, S (1, 4) OBP: 0.316, SLG: 0.167
Ken Dayley, L (11, 1) OBP: 0.500, SLG: 0.500
Michael LaValliere, L (15, 2)
BB
F6
G4-6-3
1-2f
4-3
6-3
F2
F9
5-3
K
F2
5 0 0 0 1 0 8
1 0 0 0 0 0 0 2
2 0 0 0 0 1 2
Jack Clark, R (1, 3) OBP: 0.439, SLG: 0.594
5-3
F7
K
K
K
HR
6-3
8 1 1 1 0 3 2
Andy Van Slyke, L (1, 9) OBP: 0.391, SLG: 0.316
Tito Landrum, R (12, PH) OBP: 0.333, SLG: 0.438
(12, 9)
G1-4-3
BB
K
2B
F7
F9
L4
F4
4 0 1 1 1 2 0
3 0 0 0 0 0 0
Terry Pendleton, S (1, 5) OBP: 0.297, SLG: 0.250
F7
K
IBB
4-3
2B
F9
F7
BB
S
BB
1B
7 1 2 0 1 1 1
Mike Heath, R (1, 2) OBP: 0.216, SLG: 0.273
(15, 7)
G1-4-3
1-2f
F8
6-3
F9
S
1B
K
K2-3
4-3
F7
1-2
8 0 0 0 0 2 5
Ozzie Smith, S (1, 6) OBP: 0.472, SLG: 0.467
K
1-3
F8
S
1B
1B
FC4-3-6
2B
F7
B4
BB
BB
BB
1B
IBB
6 2 2 0 2 1 0
5-3
E
2B
FC1
S
1B
F8
1-2
1B
FC4-2-6
2-3
1B
2B
1B
B4
1-2f
BB
1-2
2-3
1B
BB
Bob Forsch, R
Clint Hurdle, L
Tom Lawless, R
Pat Perry, L
Jeff Lahti, R
Jerry White, S
Todd Worrell, R
José Oquendo, S
Inning Stats
R: 0 E: 0 K: 1 S: 5
H: 0 LOB: 1 BB: 1 P: 9
R: 0 E: 0 K: 0 S: 2
H: 0 LOB: 0 BB: 1 P: 6
R: 0 E: 0 K: 1 S: 6
H: 1 LOB: 1 BB: 0 P: 6
R: 0 E: 0 K: 1 S: 5
H: 0 LOB: 0 BB: 0 P: 5
R: 0 E: 0 K: 1 S: 5
H: 0 LOB: 0 BB: 0 P: 5
R: 3 E: 1 K: 0 S: 7
H: 3 LOB: 2 BB: 1 P: 11
R: 0 E: 0 K: 0 S: 4
H: 1 LOB: 3 BB: 1 P: 8
R: 0 E: 0 K: 2 S: 7
H: 0 LOB: 0 BB: 0 P: 7
R: 1 E: 0 K: 0 S: 6
H: 3 LOB: 2 BB: 0 P: 6
R: 0 E: 0 K: 2 S: 8
H: 1 LOB: 1 BB: 0 P: 8
R: 0 E: 0 K: 1 S: 7
H: 2 LOB: 2 BB: 0 P: 7
R: 0 E: 0 K: 1 S: 5
H: 0 LOB: 0 BB: 0 P: 5
R: 1 E: 0 K: 1 S: 7
H: 2 LOB: 2 BB: 1 P: 11
R: 1 E: 0 K: 0 S: 4
H: 1 LOB: 0 BB: 0 P: 4
R: 0 E: 0 K: 0 S: 2
H: 0 LOB: 0 BB: 1 P: 6
R: 0 E: 0 K: 1 S: 5
H: 0 LOB: 0 BB: 0 P: 5
R: 3 E: 0 K: 0 S: 5
H: 2 LOB: 2 BB: 3 P: 17
1B: 9 2B: 6 3B: 0 HR: 1
SF: 0 SAC: 0 DP: 3 HBP: 0
WP: 0 PB: 0 SB: 3 CS: 0
PA: 75
PITCHER IP WLS BF H R ER SO BB IBB HBP BLK WP HR S P ERA WHIP
Bryn Smith, R (1, 1) ERA: 1.96 6.0 25 4 3 0 4 2 1 0 0 0 0 30 42 0.00 1.000
Tim Burke, R (7, 1) ERA: 1.59 2.0 8 1 0 0 2 1 0 0 0 0 0 11 15 0.00 1.000
Jeff Reardon, R (9, 1) ERA: 1.8 2.0 10 4 1 1 2 0 0 0 0 0 0 14 14 4.50 2.000
Dan Schatzeder, L (11, 1) ERA: 4.0 4.0 18 5 2 2 3 0 1 0 0 0 1 23 27 4.50 1.250
Floyd Youmans, R (15, 1) ERA: 9.31 3.0 L 14 2 3 3 1 3 1 0 0 0 0 12 28 9.00 1.667
PITCHER IP WLS BF H R ER SO BB IBB HBP BLK WP HR S P ERA WHIP
St. Louis Cardinals @ Montreal Expos
Olympic Stadium, Montreal, QB
Sat Apr 19 1986, 3:33 AM EST
Att. 14,188 - Unknown
livebaseballscorecards.com
AB 66
R 9
H 16
RBI 8
BB 9
SO 12
LOB 29
Cardinals

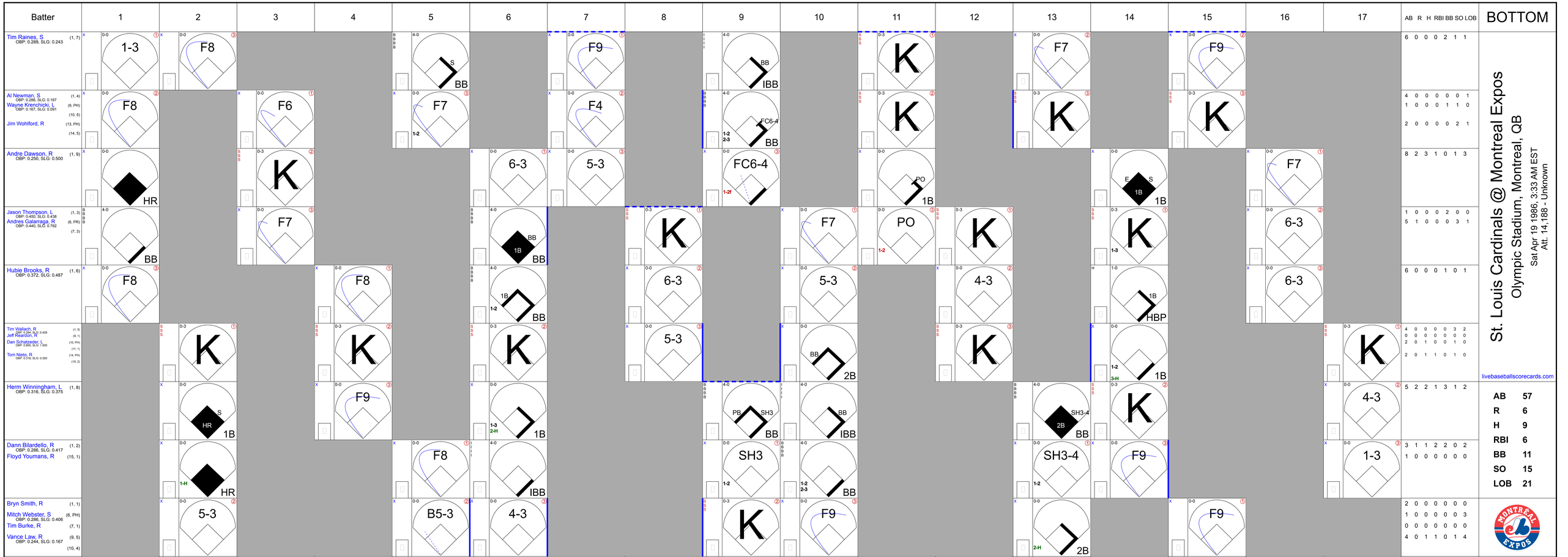
Batter
1
2
3
4
5
6
7
8
9
10
11
12
13
14
15
16
17
AB R H RBI BB SO LOB
BOTTOM
Tim Raines, S (1, 7) OBP: 0.289, SLG: 0.243
1-3
F8
S
BB
F9
BB
IBB
K
F7
F9
K
6 0 0 0 2 1 1
Al Newman, S (1, 4) OBP: 0.286, SLG: 0.167
Wayne Krenchicki, L (9, PH) OBP: 0.167, SLG: 0.091
(10, 5)
Jim Wohlford, R (13, PH)
(14, 5)
F8
F6
F7
1-2
F4
FC6-4
1-2
2-3
BB
K
K
K
4 0 0 0 0 0 1
1 0 0 0 1 1 0
2 0 0 0 0 2 1
Andre Dawson, R (1, 9) OBP: 0.250, SLG: 0.500
HR
K
6-3
5-3
FC6-4
1-2r
PO
1B
E
S
1B
F7
8 2 3 1 0 1 3
Jason Thompson, L (1, 3) OBP: 0.450, SLG: 0.438
Andres Galarraga, R (6, PR) OBP: 0.440, SLG: 0.762
(7, 3)
BB
F7
1B
BB
BB
K
F7
PO
1-2
K
K
1-3
6-3
1 0 0 0 2 0 0
5 1 0 0 0 3 1
Hubie Brooks, R (1, 6) OBP: 0.372, SLG: 0.487
F8
F8
1B
1-2
BB
6-3
5-3
4-3
1B
HBP
6-3
6 0 0 0 1 0 1
Tim Wallach, R (1, 5) OBP: 0.294, SLG: 0.429
Jeff Reardon, R (9, 1)
Dan Schatzeder, L (10, PH) OBP: 0.800, SLG: 1.500
(11, 1)
Tom Nieto, R (14, PH) OBP: 0.318, SLG: 0.350
(15, 2)
K
K
K
5-3
BB
2B
K
1-2
3-H
1B
K
4-3
4 0 0 0 0 3 2
0 0 0 0 0 0 0
2 0 1 0 0 1 0
2 0 1 1 0 1 0
Herm Winningham, L (1, 8) OBP: 0.316, SLG: 0.375
S
HR
1B
1-3
2-H
1B
PB
SH3
BB
BB
IBB
SH3-4
2B
BB
K
4-3
5 2 2 1 3 1 2
Dann Bilardello, R (1, 2) OBP: 0.286, SLG: 0.417
Floyd Youmans, R (15, 1)
1-H
HR
F8
IBB
SH3
1-2
BB
1-2
2-3
SH3-4
1-2
F9
1-3
3 1 1 2 2 0 2
1 0 0 0 0 0 0
Bryn Smith, R (1, 1)
Mitch Webster, S (6, PH) OBP: 0.286, SLG: 0.406
Tim Burke, R (7, 1)
Vance Law, R (9, 5) OBP: 0.244, SLG: 0.167
(10, 4)
5-3
B5-3
4-3
K
F9
2-H
2B
F9
2 0 0 0 0 0 0
1 0 0 0 0 0 3
0 0 0 0 0 0 0
4 0 1 1 0 1 4
Inning Stats
R: 1 E: 0 K: 0 S: 4
H: 1 LOB: 1 BB: 1 P: 8
R: 2 E: 0 K: 1 S: 7
H: 2 LOB: 0 BB: 0 P: 7
R: 0 E: 0 K: 1 S: 5
H: 0 LOB: 0 BB: 0 P: 5
R: 0 E: 0 K: 1 S: 5
H: 0 LOB: 0 BB: 0 P: 5
R: 0 E: 0 K: 0 S: 3
H: 0 LOB: 1 BB: 1 P: 7
R: 1 E: 0 K: 1 S: 6
H: 1 LOB: 3 BB: 3 P: 18
R: 0 E: 0 K: 0 S: 3
H: 0 LOB: 0 BB: 0 P: 3
R: 0 E: 0 K: 1 S: 5
H: 0 LOB: 0 BB: 0 P: 5
R: 0 E: 0 K: 1 S: 5
H: 0 LOB: 3 BB: 3 P: 17
R: 0 E: 0 K: 0 S: 4
H: 1 LOB: 3 BB: 2 P: 12
R: 0 E: 0 K: 2 S: 7
H: 1 LOB: 0 BB: 0 P: 7
R: 0 E: 0 K: 2 S: 7
H: 0 LOB: 0 BB: 0 P: 7
R: 1 E: 0 K: 1 S: 6
H: 1 LOB: 1 BB: 1 P: 10
R: 1 E: 0 K: 2 S: 9
H: 2 LOB: 2 BB: 0 P: 10
R: 0 E: 0 K: 1 S: 5
H: 0 LOB: 0 BB: 0 P: 5
R: 0 E: 0 K: 0 S: 3
H: 0 LOB: 0 BB: 0 P: 3
R: 0 E: 0 K: 1 S: 5
H: 0 LOB: 0 BB: 0 P: 5
1B: 5 2B: 2 3B: 0 HR: 2
SF: 0 SAC: 2 DP: 0 HBP: 1
WP: 0 PB: 1 SB: 3 CS: 0
PA: 72
PITCHER
IP WLS BF H R ER SO BB IBB HBP BLK WP HR S P ERA WHIP
Bob Forsch, R (1, 1) ERA: 3.21
6.0 27 4 4 4 4 4 1 0 0 0 2 30 50 6.00 1.333
Pat Perry, L (7, 1) ERA:
1.0 3 0 0 0 0 0 0 0 0 0 0 3 3 0.00 0.000
Jeff Lahti, R (8, 1) ERA:
1.0 3 0 0 0 1 0 0 0 0 0 0 5 5 0.00 0.000
Todd Worrell, R (9, 1) ERA:
2.0 12 1 0 0 1 3 2 0 0 0 0 9 29 0.00 2.000
Ken Dayley, L (11, 1) ERA: 5.68
4.0 17 4 2 2 7 1 0 1 0 0 0 29 34 4.50 1.250
PITCHER
IP WLS BF H R ER SO BB IBB HBP BLK WP HR S P ERA WHIP
Tim Conroy, L (15, 1) ERA:
3.0 W 9 0 0 0 0 0 0 0 0 0 0 0 13 13 0.00 0.000
St. Louis Cardinals @ Montreal Expos
Olympic Stadium, Montreal, QB
Sat Apr 19 1986, 3:33 AM EST
Att. 14,188 - Unknown
livebaseballscorecards.com
AB 57
R 6
H 9
RBI 6
BB 11
SO 15
LOB 21

Batter	1	2	3	4	5	6	7	8	9	AB	R	H	RBI	BB	SO	LOB
Vince Coleman, S (1, 7) OBP: 0.362, SLG: 0.452	F8		K		K			F9		4	0	0	0	0	2	3
Willie McGee, S (1, 8) OBP: 0.255, SLG: 0.279	5-3		4-3			G4-6-3 1B		1B		4	0	2	0	0	0	1
Tom Herr, S (1, 4) OBP: 0.286, SLG: 0.147	E5 2B			1-3		G4-6-3 1-2f		F9		4	0	0	0	0	0	2
Jack Clark, R (1, 3) OBP: 0.422, SLG: 0.583	1-H 2B			F9		4-3		K		4	0	1	0	0	1	1
Andy Van Slyke, L (1, 9) OBP: 0.333, SLG: 0.261		F7		4-3			F8		F8	4	0	0	0	0	0	0
Terry Pendleton, S (1, 5) OBP: 0.293, SLG: 0.250		1-3			F7		G3 1B 1B		K	4	0	1	0	0	1	0
Michael LaValliere, L (1, 2) OBP: 0.375, SLG: 0.286		F7			SH5-4 1B 1B		G3 1-2 1B		F9	4	0	2	0	0	0	0
Ozzie Smith, S (1, 6) OBP: 0.487, SLG: 0.485			SH2-4 1B		SH5-4 1-2 1B		G3 1-2 2-3			3	0	2	0	0	0	2
Ricky Horton, L (1, 1) Jeff Lahti, R (8, 1)			SH2-4 1-2		SH5-4 1-2 2-3		K			1 0	0 0	0 0	0 0	0 0	1 0	2 0
Inning Stats	R: 0 E: 1 K: 0 S: 4 H: 1 LOB: 2 BB: 0 P: 4	R: 0 E: 0 K: 0 S: 3 H: 0 LOB: 0 BB: 0 P: 3	R: 0 E: 0 K: 1 S: 6 H: 1 LOB: 1 BB: 0 P: 6	R: 0 E: 0 K: 0 S: 3 H: 0 LOB: 0 BB: 0 P: 3	R: 0 E: 0 K: 1 S: 7 H: 2 LOB: 2 BB: 0 P: 7	R: 0 E: 0 K: 0 S: 3 H: 1 LOB: 0 BB: 0 P: 3	R: 0 E: 0 K: 1 S: 7 H: 2 LOB: 2 BB: 0 P: 7	R: 0 E: 0 K: 1 S: 6 H: 1 LOB: 1 BB: 0 P: 6	R: 0 E: 0 K: 1 S: 5 H: 0 LOB: 0 BB: 0 P: 5	1B: 7 2B: 1 3B: 0 HR: 0	SF: 0 SAC: 2 DP: 1 HBP: 0						

PITCHER	IP	WLS	BF	H	R	ER	SO	BB	IBB	HBP	BLK	WP	HR	S	P	ERA	WHIP
Jay Tibbs, R (1, 1) ERA: 1.29	9.0	W	34	8	0	0	5	0	0	0	0	0	0	44	44	0.00	0.889

PITCHER	IP	WLS	BF	H	R	ER	SO	BB	IBB	HBP	BLK	WP	HR	S	P	ERA	WHIP

TOP

St. Louis Cardinals @ Montreal Expos

Olympic Stadium, Montreal, QB

Sun Apr 20 1986, 3:33 AM EST

Att. 12,994 - Unknown

livebaseballscorecards.com

AB	32
R	0
H	8
RBI	0
BB	0
SO	5
LOB	11

WP: 0 PB: 0 SB: 0 CS: 0 PA: 34

Batter	1	2	3	4	5	6	7	8	9	AB	R	H	RBI	BB	SO	LOB
Tim Raines, S (1, 7) OBP: 0.286, SLG: 0.268	F9		L1-6 2B			F7		F9		4	0	1	0	0	0	0
Jim Wohlford, R (1, 9) OBP: 0.100, SLG: 0.200	F3		L8			K		B1-3 2B 2B		4	0	1	0	0	1	1
Herm Winningham, L (8, PR) (9, 8) OBP: 0.316, SLG: 0.375										0	1	0	0	0	0	0
Mitch Webster, S (1, 8) (9, 9) OBP: 0.282, SLG: 0.417	3-1		L1-6 2-3			2B		B1-3 2-3		4	0	1	0	0	0	2
Hubie Brooks, R (1, 6) OBP: 0.426, SLG: 0.500		BBBB 6-3 1B BB		1B		BBBI FC5-4 IBB		IIII 2B 1B IBB		1	1	1	0	3	0	0
Tim Wallach, R (1, 5) OBP: 0.378, SLG: 0.438		SSS K		F7		FC5-4 1-2f		1-3 1B 2B 3-H		4	0	1	1	0	1	3
Andres Galarraga, R (1, 3) OBP: 0.483, SLG: 0.750		6-3 1-2 1B		SSS K			FC1-6 1B	BBBB 1B BB		3	0	2	0	1	1	0
Vance Law, R (1, 4) OBP: 0.244, SLG: 0.175		6-3 1-2 2-3			5-3		FC1-6 1-2f	1-2 2-H 3-H 1B		4	0	1	1	0	0	3
Tom Nieto, R (1, 2) OBP: 0.320, SLG: 0.318		IIII IBB			SSS K		F8			2	0	0	0	1	1	1
Jay Tibbs, R (1, 1)					SSS K		SSS K			3	0	0	0	0	2	4
Inning Stats	R: 0 E: 0 K: 0 S: 3 H: 0 LOB: 0 BB: 0 P: 3	R: 0 E: 0 K: 1 S: 6 H: 1 LOB: 3 BB: 2 P: 14	R: 0 E: 0 K: 0 S: 3 H: 1 LOB: 0 BB: 0 P: 3	R: 0 E: 0 K: 1 S: 5 H: 1 LOB: 0 BB: 0 P: 5	R: 0 E: 0 K: 2 S: 7 H: 0 LOB: 0 BB: 0 P: 7	R: 0 E: 0 K: 1 S: 6 H: 1 LOB: 2 BB: 1 P: 10	R: 0 E: 0 K: 1 S: 6 H: 1 LOB: 1 BB: 0 P: 6	R: 2 E: 0 K: 0 S: 5 H: 3 LOB: 3 BB: 2 P: 13		1B: 4 2B: 5 3B: 0 HR: 0	SF: 0 SAC: 0 DP: 1 HBP: 0						

PITCHER	IP	WLS	BF	H	R	ER	SO	BB	IBB	HBP	BLK	WP	HR	S	P	ERA	WHIP
Ricky Horton, L (1, 1) ERA: 1.84	7.2	L	32	7	2	2	6	1	3	0	0	0	0	40	56	2.35	1.043
Jeff Lahti, R (8, 1) ERA:	0.1		2	1	0	0	0	1	0	0	0	0	0	1	5	0.00	6.000

PITCHER	IP	WLS	BF	H	R	ER	SO	BB	IBB	HBP	BLK	WP	HR	S	P	ERA	WHIP

BOTTOM

St. Louis Cardinals @ Montreal Expos

Olympic Stadium, Montreal, QB

Sun Apr 20 1986, 3:33 AM EST

Att. 12,994 - Unknown

livebaseballscorecards.com

AB	29
R	2
H	8
RBI	2
BB	5
SO	6
LOB	14

Batter	1	2	3	4	5	6	7	8	9	AB	R	H	RBI	BB	SO	LOB
Gary Redus, R (1, 7) OBP: 0.367, SLG: 0.442	B B B B 4-0 S 1B BB		x 0-0 ① F8		S S S 0-3 ② K 1-3		x 0-0 ③ F3			3	1	0	0	1	1	1
Milt Thompson, L (1, 8) OBP: 0.158, SLG: 0.243	x 0-0 ① F7		x 0-0 ② F8		x 0-0 ③ F7			x 0-0 ① B1-3		4	0	0	0	0	0	2
Von Hayes, L (1, 3) OBP: 0.300, SLG: 0.343	x 0-0 ② F6 1-2		B B B B 4-0 CS BB			x 0-0 ① B4-3		B B B B 4-0 FC6-4 BB		2	0	0	0	2	0	1
Mike Schmidt, R (1, 5) OBP: 0.413, SLG: 0.512	x 0-0 2-H 1B		0-0 ③ CS 1-2	S S S 0-3 ① K		x 0-0 1B 1B		x 0-0 ② F8		4	0	2	1	0	1	1
Glenn Wilson, R (1, 9) OBP: 0.267, SLG: 0.189	S S S 0-3 ③ K			x 0-0 ② 6-3		x 0-0 ② F8		x 0-0 ③ FC6-4 1-2f		4	0	0	0	0	1	3
Darren Daulton, L (1, 2) OBP: 0.458, SLG: 0.842		x 0-0 HR		B B B B 4-0 BB		x 0-0 1-2 1B			S S S 0-3 ① K	3	1	2	1	1	1	0
Luis Aguayo, R (1, 4) OBP: 0.148, SLG: 0.154		x 0-0 ① F9		x 0-0 ③ 1-3		x 0-0 ③ 5-3			x 0-0 E 1B	4	0	1	0	0	0	3
Steve Jeltz, S (1, 6) OBP: 0.350, SLG: 0.294		x 0-0 ② 6-3			x 0-0 ① F5		S S S 0-3 ① K		x 0-0 E4 G4-6-3 1-2	4	0	0	0	0	1	1
Charles Hudson, S (1, 1) Larry Andersen, R (4, 1) Rick Schu, R (5, PH) OBP: 0.111, SLG: 0.111 Dave Stewart, R (5, 1) Greg Gross, L (7, PH) Kent Tekulve, R (7, 1) Steve Bedrosian, R (8, 1) Joe Lefebvre, L (9, PH)		S S S 0-3 ③ K			x 0-0 E S 1B		x 0-0 ② 4-3		x 0-0 ② ③ G4-6-3 1-2f	1 0 1 0 1 0 0 0 1	0 0 0 0 0 0 0 0 0	0 0 1 0 0 0 0 0 0	0 0 0 0 0 0 0 0 0	1 0 0 0 0 0 0 0 0	0 0 0 0 0 0 0 0 0	0 0 0 0 0 0 0 0 2
Inning Stats	R: 1 E: 0 K: 1 S: 6 H: 1 LOB: 1 BB: 1 P: 10	R: 1 E: 0 K: 1 S: 6 H: 1 LOB: 0 BB: 0 P: 6	R: 0 E: 0 K: 0 S: 2 H: 0 LOB: 0 BB: 1 P: 6	R: 0 E: 0 K: 1 S: 5 H: 0 LOB: 1 BB: 1 P: 9	R: 0 E: 1 K: 1 S: 6 H: 1 LOB: 1 BB: 0 P: 6	R: 0 E: 0 K: 0 S: 5 H: 2 LOB: 2 BB: 0 P: 5	R: 0 E: 0 K: 1 S: 5 H: 0 LOB: 0 BB: 0 P: 5	R: 0 E: 0 K: 0 S: 3 H: 0 LOB: 1 BB: 1 P: 7	R: 0 E: 1 K: 1 S: 6 H: 1 LOB: 1 BB: 0 P: 6	1B: 5 2B: 0 3B: 0 HR: 1 SF: 0 SAC: 0 DP: 1 HBP: 0						

PITCHER		IP	WLS	BF	H	R	ER	SO	BB	IBB	HBP	BLK	WP	HR	S	P	ERA	WHIP
Andy McGaffigan, R ERA: 4.09	(1, 1)	5.2	W	24	5	2	2	4	3	0	0	0	0	1	29	41	3.18	1.412
Tim Burke, R ERA: 1.23	(6, 1)	3.1	S	12	1	0	0	2	1	0	0	0	0	0	15	19	0.00	0.600

PITCHER	IP	WLS	BF	H	R	ER	SO	BB	IBB	HBP	BLK	WP	HR	S	P	ERA	WHIP

TOP

Philadelphia Phillies @ Montreal Expos

Olympic Stadium, Montreal, QB

Tue Apr 22 1986, 3:33 AM EST

Att. 4,276 - Unknown

livebaseballscorecards.com

AB	32
R	2
H	6
RBI	2
BB	4
SO	6
LOB	14

Batter	1	2	3	4	5	6	7	8	9	AB	R	H	RBI	BB	SO	LOB
Tim Raines, S (1, 7) OBP: 0.296, SLG: 0.348	F9		F8	1B S 2-3 3-H 1B		HR		K		5	1	2	2	0	1	0
Mitch Webster, S (1, 8) (7, 9) OBP: 0.318, SLG: 0.425	5-3 S 1B		F6	BB 1-3 3-H 1B		BB 1B 1B BB		F9		4	1	2	1	1	0	0
Andre Dawson, R (1, 9) OBP: 0.295, SLG: 0.585 Herm Winningham, L (6, PR) OBP: 0.350, SLG: 0.375 (7, 8)	5-3 1-3		HR	BB 1-2		BB 1-2 1B 1B		1B BB		3 0	1 1	2 0	1 0	1 1	0 0	1 0
Jason Thompson, L (1, 3) OBP: 0.417, SLG: 0.368 Andres Galarraga, R (6, PR) OBP: 0.500, SLG: 0.760 (7, 3)	1-3		4-3	4-3		E 1B 1-2 2-3 BB		1-2 1B		3 1	0 0	0 1	0 0	1 0	0 0	4 0
Hubie Brooks, R (1, 6) OBP: 0.423, SLG: 0.511		K		2B 2B	6-3	E8 1-3 2-H 3-H 1B		K		5	1	2	2	0	2	2
Tim Wallach, R (1, 5) OBP: 0.366, SLG: 0.444		F8		E 2-H 1B 2B	F9	K				4	1	1	1	0	1	2
Vance Law, R (1, 4) OBP: 0.245, SLG: 0.163		2B BB		E4 1B SH1-3 2-3 1B	K		K			3	2	0	0	1	2	1
Dann Bilardello, R (1, 2) OBP: 0.278, SLG: 0.438		1-H 2B		F3		F7	K			4	0	1	1	0	1	2
Andy McGaffigan, R (1, 1) Tim Burke, R (6, 1)		4-3		SH1-3 1-2		4-3	K			1 2	0 0	0 0	0 0	0 0	0 1	1 0
Inning Stats	R: 0 H: 1 E: 0 LOB: 1 K: 0 BB: 0 S: 4 P: 4	R: 1 H: 1 E: 0 LOB: 1 K: 1 BB: 1 S: 6 P: 10	R: 1 H: 1 E: 0 LOB: 0 K: 0 BB: 0 S: 4 P: 4	R: 3 H: 4 E: 1 LOB: 3 K: 0 BB: 1 S: 8 P: 12	R: 0 H: 0 E: 0 LOB: 0 K: 1 BB: 0 S: 5 P: 5	R: 3 H: 3 E: 1 LOB: 2 K: 1 BB: 2 S: 8 P: 16	R: 0 H: 0 E: 0 LOB: 0 K: 3 BB: 0 S: 9 P: 9	R: 0 H: 1 E: 0 LOB: 2 K: 2 BB: 1 S: 8 P: 12		1B: 6 SF: 0 2B: 3 SAC: 1 3B: 0 DP: 0 HR: 2 HBP: 0						

PITCHER		IP	WLS	BF	H	R	ER	SO	BB	IBB	HBP	BLK	WP	HR	S	P	ERA	WHIP
Charles Hudson, R ERA: 4.7	(1, 1)	3.2	L	20	7	5	3	1	1	0	0	0	0	1	21	25	7.36	2.182
Larry Andersen, R ERA: 1.42	(4, 1)	0.1		2	0	0	0	0	1	0	0	0	0	0	1	5	0.00	3.000
Dave Stewart, R ERA: 6.23	(5, 1)	2.0		11	3	3	3	2	2	0	0	0	0	1	13	21	13.50	2.500
Kent Tekulve, R ERA:	(7, 1)	1.0		3	0	0	0	3	0	0	0	0	0	0	9	9	0.00	0.000
Steve Bedrosian, R ERA: 6.75	(8, 1)	1.0		5	1	0	0	2	1	0	0	0	0	0	8	12	0.00	2.000

PITCHER	IP	WLS	BF	H	R	ER	SO	BB	IBB	HBP	BLK	WP	HR	S	P	ERA	WHIP

BOTTOM

Philadelphia Phillies @ Montreal Expos

Olympic Stadium, Montreal, QB

Tue Apr 22 1986, 3:33 AM EST

Att. 4,276 - Unknown

livebaseballscorecards.com

AB	35
R	8
H	11
RBI	8
BB	5
SO	8
LOB	13

1B: 6 SF: 0
2B: 3 SAC: 1
3B: 0 DP: 0
HR: 2 HBP: 0

WP: 0 PA: 41
PB: 0
SB: 2
CS: 0

Batter	1	2	3	4	5	6	7	8	9	AB	R	H	RBI	BB	SO	LOB
Gary Redus, R (1, 7) OBP: 0.352, SLG: 0.438	5-3		SH1-3, 2B	F5		F9			F8	5	0	1	0	0	0	1
Chris James, R (1, 8) Milt Thompson, L (7, 8) OBP: 0.154, SLG: 0.237	K		SH1-3 2-3	4-3			BB, 1B		4-3	3 1	0 0	1 0	0 0	0 0	1 0	1 0
Von Hayes, L (1, 3) OBP: 0.311, SLG: 0.359	1B, 2B		4-3		BBBB, S, 2B, BB		F6		4-3	4	2	1	0	1	0	2
Mike Schmidt, R (1, 5) OBP: 0.400, SLG: 0.489	2-H 1B		SSS, K2-3		F3		F3			4	0	1	1	0	1	3
Glenn Wilson, R (1, 9) OBP: 0.286, SLG: 0.200	5-3			1B, 3B, 1B	F8		BBBB, FC4, 1-2, BB			3	1	1	0	1	0	2
John Russell, R (1, 2) OBP: 0.440, SLG: 0.545		F8		HBP, 1-3, 3B, 1B	1-H, 2B		FC4 1-2f			4	1	2	1	0	0	2
Luis Aguayo, R (1, 4) OBP: 0.161, SLG: 0.138		F5	H, 3B, HBP 1-2		5-3			F9		3	1	0	0	0	0	1
Steve Jeltz, S (1, 6) OBP: 0.364, SLG: 0.368		1B	3B 1-H 2-H 3-H			6-3		5-3		4	0	2	3	0	0	0
Steve Carlton, L (1, 1) Don Carman, L (6, 1) Steve Bedrosian, R (9, 1)	SSS, K		SSS, K			4-3		SSS, K		3 1 0	0 0 0	0 0 0	0 0 0	0 0 0	2 1 0	2 0 0
Inning Stats	R: 1 E: 0 K: 1 S: 7 H: 2 LOB: 1 BB: 0 P: 7	R: 0 E: 0 K: 1 S: 6 H: 1 LOB: 1 BB: 0 P: 6	R: 0 E: 0 K: 1 S: 6 H: 1 LOB: 1 BB: 0 P: 6	R: 3 E: 0 K: 1 S: 8 H: 3 LOB: 1 BB: 0 P: 9	R: 1 E: 0 K: 0 S: 4 H: 1 LOB: 1 BB: 1 P: 8	R: 0 E: 0 K: 0 S: 3 H: 0 LOB: 0 BB: 0 P: 3	R: 0 E: 0 K: 0 S: 4 H: 1 LOB: 2 BB: 1 P: 8	R: 0 E: 0 K: 1 S: 5 H: 0 LOB: 0 BB: 0 P: 5	R: 0 E: 0 K: 0 S: 3 H: 0 LOB: 0 BB: 0 P: 3	1B: 5 2B: 3 3B: 1 HR: 0 SF: 0 SAC: 1 DP: 0 HBP: 1						

PITCHER	IP	WLS	BF	H	R	ER	SO	BB	IBB	HBP	BLK	WP	HR	S	P	ERA	WHIP
Joe Hesketh, L (1, 1) ERA: 7.63	4.2	L	24	8	5	5	4	1	0	1	0	0	0	30	35	9.64	1.929
George Riley, L (5, 1) ERA: 7.36	0.1		1	0	0	0	0	0	0	0	0	0	0	1	1	0.00	0.000
Dan Schatzeder, L (6, 1) ERA: 2.77	4.0		14	1	0	0	1	1	0	0	0	0	0	15	19	0.00	0.500

PITCHER	IP	WLS	BF	H	R	ER	SO	BB	IBB	HBP	BLK	WP	HR	S	P	ERA	WHIP

Philadelphia Phillies @ Montreal Expos

Olympic Stadium, Montreal, QB

Wed Apr 23 1986, 3:33 AM EST

Att. 6,293 - Unknown

TOP

livebaseballscorecards.com

AB	35
R	5
H	9
RBI	5
BB	2
SO	5
LOB	14

WP: 0 PB: 0 SB: 1 CS: 0 PA: 39

Batter	1	2	3	4	5	6	7	8	9	AB	R	H	RBI	BB	SO	LOB
Tim Raines, S (1, 7) OBP: 0.305, SLG: 0.327	L1		BBBB 4-0 G6-4-3 BB		BBBB 4-0 1B 1-2 2-3 BB		x 0-0 6-3 ①		x 0-0 1-3 ①	3	0	0	0	2	0	0
Mitch Webster, S (1, 8) OBP: 0.306, SLG: 0.400	0-0 F8 ②		x 0-0 G6-4-3 ②③ 1-2f		x 0-0 BB 1-3 2-H 3-H 1B		SSS 0-3 K ②		x 0-0 F6 ②	5	0	1	2	0	1	1
Andre Dawson, R (1, 9) OBP: 0.367, SLG: 0.605 Herm Winningham, L (9, PR) OBP: 0.350, SLG: 0.375	BBBB 4-0 1B BB			BBBB 4-0 G6-4-3 BB	BBBB 4-0 1-2 BB		x 0-0 1B		x 0-0 1B	2 0	0 0	2 0	0 0	3 0	0 0	0 0
Hubie Brooks, R (1, 6) OBP: 0.404, SLG: 0.480	0-0 FC6-4 1-2 1B			x 0-0 G6-4-3 ①② 1-2f	x 0-0 F8 ③		x 0-0 F4 ③		x 0-0 F9 ③	5	0	1	0	0	0	6
Tim Wallach, R (1, 5) OBP: 0.333, SLG: 0.400	0-0 FC6-4 ③ 1-2f			SSS 0-3 K ③		x 0-0 F7 ①		x 0-0 G1-6-3 ①		4	0	0	0	0	1	2
Andres Galarraga, R (1, 3) OBP: 0.529, SLG: 0.852		SSS 0-3 K ①			BBBB 4-0 BB 1B 1B BB	x 0-0 HR		BBBB 4-0 BB		2	2	1	1	2	1	0
Vance Law, R (1, 4) OBP: 0.264, SLG: 0.191		x 0-0 F9 ②			x 0-0 BB 1-2 1B 1B	x 0-0 1B		x 0-0 F9 ②		4	1	2	0	0	0	1
Tom Nieto, R (1, 2) OBP: 0.276, SLG: 0.269		SSS 0-3 K ③			SSS 0-3 K ①	SSS 0-3 K ②		SSS 0-3 K ③		4	0	0	0	0	4	4
Joe Hesketh, R (1, 1) George Riley, L (5, 1) Jim Wohlford, R (5, PH) OBP: 0.091, SLG: 0.182 Dan Schatzeder, L (6, 1) OBP: 0.667, SLG: 1.200 Wayne Krenchicki, L (9, PH) OBP: 0.231, SLG: 0.417			SSS 0-3 K ①		SSS 0-3 K ②	SSS 0-3 K ③			x 0-0 HR	1 0 1 1 1	0 0 0 0 1	0 0 0 0 1	0 0 0 0 1	0 0 0 0 0	1 0 0 0 0	0 0 2 1 0
Inning Stats	R: 0 E: 0 K: 0 S: 4 H: 1 LOB: 2 BB: 1 P: 8	R: 0 E: 0 K: 2 S: 7 H: 0 LOB: 0 BB: 0 P: 7	R: 0 E: 0 K: 1 S: 4 H: 0 LOB: 0 BB: 1 P: 8	R: 0 E: 0 K: 1 S: 4 H: 0 LOB: 0 BB: 1 P: 8	R: 2 E: 0 K: 2 S: 9 H: 2 LOB: 3 BB: 3 P: 21	R: 1 E: 0 K: 2 S: 9 H: 2 LOB: 1 BB: 0 P: 9	R: 0 E: 0 K: 1 S: 6 H: 1 LOB: 1 BB: 0 P: 6	R: 0 E: 0 K: 1 S: 5 H: 0 LOB: 1 BB: 1 P: 9	R: 1 E: 0 K: 0 S: 5 H: 2 LOB: 1 BB: 0 P: 5	1B: 6 2B: 0 3B: 0 HR: 2 SF: 0 SAC: 0 DP: 2 HBP: 0						

PITCHER		IP	WLS	BF	H	R	ER	SO	BB	IBB	HBP	BLK	WP	HR	S	P	ERA	WHIP
Steve Carlton, L ERA: 7.25	(1, 1)	5.1	W	25	5	3	3	6	6	0	0	0	0	1	31	55	5.06	2.062
Don Carman, L ERA: 5.4	(6, 1)	2.2		10	1	0	0	4	1	0	0	0	0	0	17	21	0.00	0.750
Steve Bedrosian, R ERA: 7.11	(9, 1)	1.0	S	5	2	1	1	0	0	0	0	0	0	1	5	5	9.00	2.000

PITCHER	IP	WLS	BF	H	R	ER	SO	BB	IBB	HBP	BLK	WP	HR	S	P	ERA	WHIP

BOTTOM

Philadelphia Phillies @ Montreal Expos

Olympic Stadium, Montreal, QB

Wed Apr 23 1986, 3:33 AM EST

Att. 6,293 - Unknown

livebaseballscorecards.com

AB	33
R	4
H	8
RBI	4
BB	7
SO	10
LOB	17

WP: 0 PB: 0 SB: 0 CS: 0 PA: 40

Batter	1	2	3	4	5	6	7	8	9	AB	R	H	RBI	BB	SO	LOB
Tim Raines, S (1, 7) OBP: 0.328, SLG: 0.358	0-0 WP S 1B		0-0 ① F7	0-0 ③ G3		B B B 4-0 WP BB		0-0 2B		4	0	2	0	1	0	0
Mitch Webster, S (1, 8) OBP: 0.278, SLG: 0.360	S S S 0-3 ① K		S S S 0-3 ② K		S S S 0-3 ① K	0-0 ③ G3 1-2		S S S 0-3 ② K		5	0	0	0	0	4	3
Andre Dawson, R (1, 9) OBP: 0.370, SLG: 0.604	0-0 ② F8		0-0 BB 1B		0-0 WP 2B		0-0 ① F8	0-0 ③ 1-3		5	0	2	0	0	0	2
Jason Thompson, L (1, 3) OBP: 0.483, SLG: 0.381	B B B B 4-0 FC6-4 1-2 BB		B B B 4-0 1-2 BB		B B B 4-0 BB 2-3 BB		0-0 HR 1B		0-0 ① 3-1	2	1	1	0	3	0	0
Hubie Brooks, R (1, 6) OBP: 0.387, SLG: 0.509	0-0 ③ FC6-4 1-2f 2-3		0-0 ③ F9		S S S 0-3 ② K		0-0 1-H HR		0-0 ② F5	5	1	1	2	0	1	6
Tim Wallach, R (1, 5) OBP: 0.360, SLG: 0.395		0-0 4-3 5-3 1B		S S S 0-3 ① K	B B B B 4-0 1-2 BB		0-0 ② 4-3		B B B B 4-0 S 1B BB	3	1	1	0	2	1	0
Vance Law, R (1, 4) OBP: 0.281, SLG: 0.220 George Riley, L (7, 1) Wayne Krenchicki, L (9, PH) OBP: 0.286, SLG: 0.462		0-0 ① 5-3 1-2		B B B 4-0 HR BB	S S S 0-3 ③ K		0-0 2B		0-0 1-H 1B	3 0 1	1 0 0	1 0 1	0 0 1	1 0 0	1 0 0	4 0 0
Dann Bilardello, R (1, 2) OBP: 0.273, SLG: 0.550 Andres Galarraga, R (9, PH) OBP: 0.514, SLG: 0.821		0-0 ② 4-3 2-3		0-0 1-H HR		0-0 ① F8	S S S 0-3 ③ K		0-0 ③ F9	4 1	1 0	1 0	2 0	0 0	1 0	2 1
Bryn Smith, R (1, 1) Al Newman, S (7, 4) OBP: 0.250, SLG: 0.143		S S S 0-3 ③ K		S S S 0-3 ② K		0-0 ② L6		0-0 ① 4-3		3 1	0 0	0 0	0 0	0 0	2 0	1 0
Inning Stats	R: 0 E: 0 K: 1 S: 6 H: 1 LOB: 2 BB: 1 P: 10	R: 0 E: 0 K: 1 S: 6 H: 1 LOB: 1 BB: 0 P: 6	R: 0 E: 0 K: 1 S: 6 H: 1 LOB: 2 BB: 1 P: 10	R: 2 E: 0 K: 2 S: 8 H: 1 LOB: 0 BB: 1 P: 12	R: 0 E: 0 K: 3 S: 10 H: 1 LOB: 3 BB: 2 P: 18	R: 0 E: 0 K: 0 S: 3 H: 0 LOB: 1 BB: 1 P: 7	R: 2 E: 0 K: 1 S: 8 H: 3 LOB: 1 BB: 0 P: 8	R: 0 E: 0 K: 1 S: 6 H: 1 LOB: 1 BB: 0 P: 6	R: 1 E: 0 K: 0 S: 4 H: 1 LOB: 1 BB: 1 P: 8	1B: 5 2B: 3 3B: 0 HR: 2 SF: 0 SAC: 0 DP: 0 HBP: 0						

PITCHER		IP	WLS	BF	H	R	ER	SO	BB	IBB	HBP	BLK	WP	HR	S	P	ERA	WHIP
Rick Sutcliffe, R ERA: 4.78	(1, 1)	6.1	W	32	7	4	4	8	6	0	0	0	3	2	42	66	5.68	2.053
Jay Baller, R ERA: 3.29	(7, 1)	2.2	S	12	3	1	1	2	1	0	0	0	0	0	15	19	3.38	1.500

PITCHER	IP	WLS	BF	H	R	ER	SO	BB	IBB	HBP	BLK	WP	HR	S	P	ERA	WHIP

TOP

Montreal Expos @ Chicago Cubs

Wrigley Field, Chicago, IL

Thu Apr 24 1986, 3:33 AM CST

Att. 11,800 - Unknown

livebaseballscorecards.com

AB	37
R	5
H	10
RBI	5
BB	7
SO	10
LOB	19

PA: 44

WP: 3
PB: 0
SB: 2
CS: 0

Montreal Expos @ Chicago Cubs

Wrigley Field, Chicago, IL

Thu Apr 24 1986, 3:33 AM CST

Att. 11,800 - Unknown

BOTTOM

Batter	1	2	3	4	5	6	7	8	9	AB	R	H	RBI	BB	SO	LOB
Shawon Dunston, R (1, 6) OBP: 0.309, SLG: 0.519	6-3	S 1B		4-3		5-3		5-3		5	0	1	0	0	0	0
Manny Trillo, R (1, 5) OBP: 0.360, SLG: 0.286	23 F8 1B 2B	BBBB 1-2 BB			4-3	6-3		F9		4	1	1	0	1	0	0
23 Ryne Sandberg, R (1, 4) OBP: 0.274, SLG: 0.421	F8 2-3	F2			BBBB G6-4-3 BB		F9			3	0	0	0	1	0	3
Keith Moreland, R (1, 9) OBP: 0.383, SLG: 0.407	1B 1B 1B 3-H		2-3		G6-4-3 1-2f		E 1B			4	1	2	1	0	0	1
Leon Durham, L (1, 3) OBP: 0.350, SLG: 0.431	FC5 1B 1B 1-3		1-3			F8	E3 1-3			4	0	1	0	0	0	1
Jerry Mumphrey, S (1, 7) OBP: 0.357, SLG: 0.692	1-2 1B 3-H		HR			SSS 2B SH 1B	SSS K			4	2	3	2	0	1	2
Jody Davis, R (1, 2) OBP: 0.278, SLG: 0.300	FC5 2-3f	5-3				SH HR 1-3 2B	III IBB			3	1	1	0	1	0	2
Bob Dernier, R (1, 8) OBP: 0.210, SLG: 0.175		6-3		6-3		SH HR 2-3 3-H	F8			3	1	0	1	0	0	3
Rick Sutcliffe, L (1, 1) OBP: 0.286, SLG: 0.857 Jay Baller, R (7, 1)		5-3		SSS K		1-H HR 3-H		SSS K		3 1	1 0	1 0	3 0	0 0	1 1	0 0
Inning Stats	R: 2 H: 4 E: 0 LOB: 2 K: 0 BB: 0 S: 7 P: 7	R: 0 H: 1 E: 0 LOB: 2 K: 0 BB: 1 S: 4 P: 8	R: 1 H: 1 E: 0 LOB: 0 K: 0 BB: 0 S: 4 P: 4	R: 0 H: 0 E: 0 LOB: 0 K: 1 BB: 0 S: 5 P: 5	R: 0 H: 0 E: 0 LOB: 0 K: 0 BB: 1 S: 2 P: 6	R: 4 H: 3 E: 1 LOB: 0 K: 0 BB: 0 S: 7 P: 7	R: 0 H: 1 E: 1 LOB: 3 K: 1 BB: 1 S: 7 P: 11	R: 0 H: 0 E: 0 LOB: 0 K: 1 BB: 0 S: 5 P: 5		1B: 6 2B: 2 3B: 0 HR: 2	SF: 0 SAC: 1 DP: 1 HBP: 0					

livebaseballscorecards.com

AB	34
R	7
H	10
RBI	7
BB	3
SO	3
LOB	12

PITCHER		IP	WLS	BF	H	R	ER	SO	BB	IBB	HBP	BLK	WP	HR	S	P	ERA	WHIP
Bryn Smith, R ERA: 3.7	(1, 1)	6.0	L	29	9	7	6	1	2	0	0	0	0	2	29	37	9.00	1.833
George Riley, L ERA: 4.76	(7, 1)	2.0		9	1	0	0	2	0	1	0	0	0	0	12	16	0.00	0.500

PITCHER	IP	WLS	BF	H	R	ER	SO	BB	IBB	HBP	BLK	WP	HR	S	P	ERA	WHIP

Batter	1	2	3	4	5	6	7	8	9	10	11	AB	R	H	RBI	BB	SO	LOB
Tim Raines, S (1, 7) OBP: 0.319, SLG: 0.362	F8 SF8 2B		5-3		L6		F4		K			5	1	1	0	0	1	4
Mitch Webster, S (1, 8) OBP: 0.271, SLG: 0.364	F8 2-3		K			2B	CS 1-2	3-1		6-3		5	1	1	0	0	1	1
Andre Dawson, R (1, 9) OBP: 0.356, SLG: 0.615	SF8 3-H			F2		F9		3B		K		4	0	1	1	0	1	1
Jason Thompson, L (1, 3) OBP: 0.485, SLG: 0.417	F7			F8		2-H 2B		IBB		6-3		3	0	1	1	1	0	0
Andres Galarraga, R (8, PR) (8, 3) OBP: 0.500, SLG: 0.793												1	0	0	0	0	0	0
Hubie Brooks, R (1, 6) OBP: 0.373, SLG: 0.533		K		1-3		K		K			HR	5	1	1	1	0	3	3
Tim Wallach, R (1, 5) OBP: 0.400, SLG: 0.489		1B			1B	HBP		K			HR	4	1	3	1	0	1	2
Vance Law, R (1, 4) OBP: 0.274, SLG: 0.218		F8			K	K			6-3 SH3-4 1B		6-3	5	0	1	0	0	2	4
Tom Nieto, R (1, 2) OBP: 0.258, SLG: 0.250		K			F9		K		SH3-4 1-2		K	2	0	0	0	0	1	2
Al Newman, S (7, PH) OBP: 0.222, SLG: 0.125												1	0	0	0	0	1	0
Dann Bilardello, R (7, 2) OBP: 0.261, SLG: 0.524												1	0	0	0	0	1	0
Jay Tibbs, R (1, 1) OBP: 0.125, SLG: 0.125			G3		1-2 1B		BBBB CS BB		6-3 2-3		K	2	0	1	0	0	0	0
Herm Winningham, L (7, PH) OBP: 0.381, SLG: 0.375												0	0	0	0	1	0	0
Tim Burke, R (7, 1)												0	0	0	0	0	0	0
Wayne Krenchicki, L (9, PH) OBP: 0.267, SLG: 0.429												1	0	0	0	0	0	1
George Riley, L (9, 1)												0	0	0	0	0	0	0
Jeff Reardon, R (10, 1)												0	0	0	0	0	0	0
Jim Wohlford, R (10, 9) OBP: 0.083, SLG: 0.167												1	0	0	0	0	1	0
Inning Stats	R: 1 E: 0 K: 0 S: 4 H: 1 LOB: 0 BB: 0 P: 4	R: 0 E: 0 K: 2 S: 8 H: 1 LOB: 1 BB: 0 P: 8	R: 0 E: 0 K: 1 S: 5 H: 0 LOB: 0 BB: 0 P: 5	R: 0 E: 0 K: 0 S: 3 H: 0 LOB: 0 BB: 0 P: 3	R: 0 E: 0 K: 1 S: 7 H: 2 LOB: 2 BB: 0 P: 7	R: 1 E: 0 K: 2 S: 9 H: 2 LOB: 2 BB: 0 P: 10	R: 0 E: 0 K: 1 S: 4 H: 0 LOB: 0 BB: 1 P: 8	R: 0 E: 0 K: 2 S: 8 H: 1 LOB: 2 BB: 1 P: 12	R: 0 E: 0 K: 1 S: 6 H: 1 LOB: 1 BB: 0 P: 6	R: 0 E: 0 K: 1 S: 5 H: 0 LOB: 0 BB: 0 P: 5	R: 2 E: 0 K: 2 S: 9 H: 2 LOB: 0 BB: 0 P: 9							

PITCHER		IP	WLS	BF	H	R	ER	SO	BB	IBB	HBP	BLK	WP	HR	S	P	ERA	WHIP
Dennis Eckersley, R (1, 1) ERA: 4.5		8.0		33	7	2	2	9	1	1	1	0	0	0	48	57	2.25	1.000
George Frazier, R (9, 1) ERA: 3.38		2.0		7	1	0	0	2	0	0	0	0	0	0	11	11	0.00	0.500
Matt Keough, R (11, 1) ERA: 3.38		1.0	L	5	2	2	2	2	0	0	0	0	0	2	9	9	18.00	2.000

PITCHER	IP	WLS	BF	H	R	ER	SO	BB	IBB	HBP	BLK	WP	HR	S	P	ERA	WHIP

TOP

Montreal Expos @ Chicago Cubs

Wrigley Field, Chicago, IL

Fri Apr 25 1986, 3:33 AM CST

Att. 14,337 - Unknown

livebaseballscorecards.com

AB	40
R	4
H	10
RBI	4
BB	2
SO	13
LOB	18

1B: 4 2B: 3 3B: 1 HR: 2	SF: 1 SAC: 1 DP: 0 HBP: 1	WP: 0 PB: 0 SB: 0 CS: 1	PA: 46

Montreal Expos @ Chicago Cubs

Wrigley Field, Chicago, IL

Fri Apr 25 1986, 3:33 AM CST

Att. 14,337 - Unknown

BOTTOM

livebaseballscorecards.com

Batter	1	2	3	4	5	6	7	8	9	10	11	AB	R	H	RBI	BB	SO	LOB
Shawon Dunston, R (1, 6) OBP: 0.339, SLG: 0.527	BBBB 4-0 23 8-4-6 E BB		x 0-0 PO 1B			x 0-0 23 6-3 1B		x 0-0 SH2-4 1-2 ①		x 0-0 F8 ①		3	0	2	0	1	0	2
Jerry Mumphrey, S (1, 7) OBP: 0.333, SLG: 0.563 George Frazier, R (9, 1) Gary Matthews, R (10, PH) OBP: 0.323, SLG: 0.160 Matt Keough, R (11, 1) OBP: 0.333, SLG: 0.333	x 0-0 E4 FC5-4 1-2		0-0 PO 1-2 ③	BBBB 4-0 23 WP 1B BB		SSS 0-3 K ①		x 0-0 3-1 2-3 ②		SSS 0-3 K ②		3 0 1 0	1 0 0 0	0 0 0 0	0 0 0 0	1 0 1 0	1 0 0 0	3 0 2 0
23 Ryne Sandberg, R (1, 4) OBP: 0.269, SLG: 0.393	x 0-0 8-4-6 2-3f ①②			BBBB 4-0 1B 1-2 SF7-5-4 BB		x 0-0 6-3 1-2 ②		x 0-0 6-3 ③		SSS 0-3 K ③		4	1	0	0	1	1	6
Keith Moreland, R (1, 9) OBP: 0.375, SLG: 0.397 Davey Lopes, R (9, PR) OBP: 0.417, SLG: 0.500 (10, 7)	x 0-0 FC5-4 1-2f ③			x 0-0 SF7-5-4 1B 1-3 2-H		x 0-0 F9 ③			x 0-0 E6 S		x 0-0 4-3 2B	4 1	0 0	1 1	1 0	0 0	0 0	2 0
Leon Durham, L (1, 3) OBP: 0.323, SLG: 0.400		SSS 0-3 K ①		x 0-0 SF7-5-4 1-2 3-H ①②			x 0-0 F8 ①		SSS 0-3 K ①		x 0-0 4-3 2-3 ①	4	0	0	1	0	2	2
Jody Davis, R (1, 2) OBP: 0.254, SLG: 0.273	x 0-0 4-3 ②			SSS 0-3 K ③			x 0-0 6-3 ②		SSS 0-3 K ②		x 0-0 3-1 ②	5	0	0	0	0	2	2
Ron Cey, R (1, 5) OBP: 0.360, SLG: 0.211 Manny Trillo, R (7, PR) OBP: 0.333, SLG: 0.261 (8, 5)	x 0-0 6-3 ③			SSS 0-3 K ①		BBBB 4-0 BB			x 0-0 6-3 1-2 ③		SSS 0-3 K ③	2 2	0 0	0 0	0 0	1 0	1 1	0 2
Bob Dernier, R (1, 8) OBP: 0.212, SLG: 0.180			x 0-0 6-3 ①	x 0-0 L6 ②		x 0-0 5-3 ③				x 0-0 BB 1B		4	0	1	0	0	0	1
Dennis Eckersley, R (1, 1) OBP: 0.250, SLG: 0.250 Thad Bosley, L (8, PH) OBP: 0.313, SLG: 0.357 (9, 7) (10, 9)			SSS 0-3 K ②	x 0-0 G1-6-3 ③				BBBB 4-0 3-1 SH2-4 BB		BBBB 4-0 1-2 BB		2 0	0 0	0 0	0 0	0 2	1 0	0 0
Inning Stats	R: 0 H: 0 E: 1 LOB: 1 K: 0 BB: 1 S: 3 P: 7	R: 0 H: 0 E: 0 LOB: 0 K: 1 BB: 0 S: 5 P: 5	R: 0 H: 1 E: 0 LOB: 0 K: 1 BB: 0 S: 5 P: 5	R: 2 H: 1 E: 0 LOB: 0 K: 1 BB: 2 S: 5 P: 13	R: 0 H: 0 E: 0 LOB: 0 K: 1 BB: 0 S: 5 P: 5	R: 0 H: 1 E: 0 LOB: 1 K: 1 BB: 0 S: 6 P: 6	R: 0 H: 0 E: 0 LOB: 1 K: 0 BB: 1 S: 3 P: 7	R: 0 H: 0 E: 0 LOB: 1 K: 0 BB: 1 S: 3 P: 7	R: 0 H: 0 E: 1 LOB: 2 K: 2 BB: 0 S: 8 P: 8	R: 0 H: 1 E: 0 LOB: 2 K: 2 BB: 1 S: 8 P: 12	R: 0 H: 1 E: 0 LOB: 1 K: 1 BB: 0 S: 6 P: 6	1B: 4 2B: 3 3B: 0 HR: 0	SF: 1 SAC: 1 DP: 2 HBP: 0			WP: 1 PB: 0 SB: 1 CS: 0	PA: 44		

	AB	35
	R	2
	H	5
	RBI	2
	BB	6
	SO	10
	LOB	22

PITCHER		IP	WLS	BF	H	R	ER	SO	BB	IBB	HBP	BLK	WP	HR	S	P	ERA	WHIP
Jay Tibbs, R ERA: 1.67	(1, 1)	6.0		22	3	2	2	5	3	0	0	0	1	0	29	41	3.00	1.000
Tim Burke, R ERA: 1.08	(7, 1)	2.0		8	0	0	0	0	2	0	0	0	0	0	6	14	0.00	1.000
George Riley, L ERA: 4.05	(9, 1)	1.0		6	1	0	0	2	1	0	0	0	0	0	9	13	0.00	2.000
Jeff Reardon, R ERA: 1.5	(10, 1)	2.0	W	7	1	0	0	3	0	0	0	0	0	0	13	13	0.00	0.500

PITCHER	IP	WLS	BF	H	R	ER	SO	BB	IBB	HBP	BLK	WP	HR	S	P	ERA	WHIP

Batter	1	2	3	4	5	6	7	8	9	AB	R	H	RBI	BB	SO	LOB
Tim Raines, S (1, 7) OBP: 0.324, SLG: 0.355	F7		1B		5-3			BB	F9	4	1	1	0	1	0	1
Mitch Webster, S (1, 8) (9, 9)	K		K		5-3			1B		4	0	1	1	0	2	1
Andre Dawson, R (1, 9) OBP: 0.381, SLG: 0.673	HR			CS 1B		G2		IBB		3	1	2	1	1	0	0
Herm Winningham, L (9, 8) OBP: 0.381, SLG: 0.375										0	0	0	0	0	0	0
Hubie Brooks, R (1, 6) OBP: 0.366, SLG: 0.516	K			1-2 2B 1B		F9		K		4	1	1	0	0	2	2
Tim Wallach, R (1, 5) OBP: 0.390, SLG: 0.490		F8		1-H 2B		K2-3		6-3		4	0	1	1	0	1	2
Andres Galarraga, R (1, 3) OBP: 0.500, SLG: 0.750		6-3		BB			G6-3 1B		F3	3	0	1	0	1	0	0
Vance Law, R (1, 4) OBP: 0.262, SLG: 0.207		F4		F8			F7		K	3	0	0	0	0	0	3
Tim Burke, R (7, 1)										0	0	0	0	0	0	0
Jeff Reardon, R (8, 1)										1	0	0	0	0	1	0
Mike Fitzgerald, R (1, 2) OBP: 0.250, SLG: 1.000			5-3	5-3			1-2f G6-3		HR	4	1	1	1	0	0	3
Floyd Youmans, R (1, 1)			6-3		K			4-3	WP S 1B	2	0	0	0	0	1	0
Al Newman, S (7, 4) OBP: 0.273, SLG: 0.200										2	0	1	0	0	0	0
Inning Stats	R: 1 E: 0 K: 2 S: 8 H: 1 LOB: 0 BB: 0 P: 8	R: 0 E: 0 K: 0 S: 3 H: 0 LOB: 0 BB: 0 P: 3	R: 0 E: 0 K: 1 S: 6 H: 1 LOB: 1 BB: 0 P: 6	R: 1 E: 0 K: 0 S: 5 H: 3 LOB: 2 BB: 1 P: 9	R: 0 E: 0 K: 1 S: 5 H: 0 LOB: 0 BB: 0 P: 5	R: 0 E: 0 K: 1 S: 5 H: 0 LOB: 0 BB: 0 P: 5	R: 0 E: 0 K: 0 S: 3 H: 1 LOB: 0 BB: 0 P: 3	R: 1 E: 0 K: 1 S: 6 H: 1 LOB: 2 BB: 2 P: 14	R: 1 E: 0 K: 1 S: 7 H: 2 LOB: 1 BB: 0 P: 7	1B: 6 2B: 1 3B: 0 HR: 2	SF: 0 SAC: 0 DP: 1 HBP: 0						

PITCHER		IP	WLS	BF	H	R	ER	SO	BB	IBB	HBP	BLK	WP	HR	S	P	ERA	WHIP
Guy Hoffman, L ERA: 2.57	(1, 1)	7.0		26	6	2	2	5	1	0	0	0	0	1	35	39	2.57	1.000
George Frazier, R ERA: 4.5	(8, 1)	2.0	L	11	3	2	2	2	1	1	0	0	1	1	13	21	9.00	2.000

PITCHER	IP	WLS	BF	H	R	ER	SO	BB	IBB	HBP	BLK	WP	HR	S	P	ERA	WHIP

TOP

Montreal Expos @ Chicago Cubs

Wrigley Field, Chicago, IL

Sat Apr 26 1986, 3:33 AM CST

Att. 33,553 - Unknown

livebaseballscorecards.com

AB	34
R	4
H	9
RBI	4
BB	3
SO	7
LOB	12

1B: 6	SF: 0
2B: 1	SAC: 0
3B: 0	DP: 1
HR: 2	HBP: 0

WP: 1	PA: 37
PB: 0	
SB: 3	
CS: 1	

BOTTOM

Batter	1	2	3	4	5	6	7	8	9	AB	R	H	RBI	BB	SO	LOB
Bob Dernier, R (1, 8) OBP: 0.214, SLG: 0.172	S S S 0-3 ① K		B B B B 4-0 S BB			x 0-0 ① F7	x 0-0 ③ L4 1-2			3	0	0	0	1	1	1
Chris Speier, R (1, 5) OBP: 0.500, SLG: 0.333	S S S 0-3 ② K		x 0-0 ③ 1-3 1-2			x 0-0 23 1-3 2B 1B		S S S 0-3 ① K		4	1	1	0	0	2	1
23 Ryne Sandberg, R (1, 4) OBP: 0.282, SLG: 0.400	S S S 0-3 ③ K			x 0-0 L7 S 4-3 1B		x 0-0 ② 1-3 1-2		x 0-0 3 1B		4	1	2	0	0	1	1
Keith Moreland, R (1, 9) OBP: 0.382, SLG: 0.435		x 0-0 2B		x 0-0 ① L7 1-3		x 0-0 2-H 2B		x 0-0 ② ③ 3 1-2f		4	0	2	1	0	0	2
Leon Durham, L (1, 3) OBP: 0.319, SLG: 0.379		S S S 0-3 ① K		x 0-0 ② 4-3 3-H		B B B B 4-0 BB			x 0-0 ① F4	3	0	0	1	1	1	1
Jerry Mumphrey, S (1, 7) OBP: 0.273, SLG: 0.450		S S S 0-3 ② K		x 0-0 ③ L8		S S S 0-3 ③ K			x 0-0 ② F7	4	0	0	0	0	2	3
Steve Christmas, L (1, 2)		x 0-0 ③ 4-3			x 0-0 ① 6-3		x 0-0 ① L9		x 0-0 ③ F7	4	0	0	0	0	0	1
Shawon Dunston, R (1, 6) OBP: 0.323, SLG: 0.500			x 0-0 ① F8		x 0-0 ② L9		S S S 0-3 ② K2-3			3	0	0	0	0	1	0
Guy Hoffman, L (1, 1) Ron Cey, R (7, PH) OBP: 0.346, SLG: 0.200 George Frazier, R (8, 1)			S S S 0-3 ② K		x 0-0 ③ 6-3		x 0-0 E6 WP			2 1 0	0 0 0	0 0 0	0 0 0	0 0 0	1 0 0	0 0 0
Inning Stats	R: 0 E: 0 K: 3 S: 9 H: 0 LOB: 0 BB: 0 P: 9	R: 0 E: 0 K: 2 S: 8 H: 1 LOB: 1 BB: 0 P: 8	R: 0 E: 0 K: 1 S: 5 H: 0 LOB: 1 BB: 1 P: 9	R: 1 E: 0 K: 0 S: 4 H: 1 LOB: 0 BB: 0 P: 4	R: 0 E: 0 K: 0 S: 3 H: 0 LOB: 0 BB: 0 P: 3	R: 1 E: 0 K: 1 S: 7 H: 2 LOB: 2 BB: 1 P: 11	R: 0 E: 1 K: 1 S: 6 H: 0 LOB: 1 BB: 0 P: 6	R: 0 E: 0 K: 1 S: 5 H: 1 LOB: 0 BB: 0 P: 5	R: 0 E: 0 K: 0 S: 3 H: 0 LOB: 0 BB: 0 P: 3	1B: 3 2B: 3 3B: 0 HR: 0	SF: 0 SAC: 0 DP: 1 HBP: 0						

PITCHER		IP	WLS	BF	H	R	ER	SO	BB	IBB	HBP	BLK	WP	HR	S	P	ERA	WHIP
Floyd Youmans, R ERA: 6.89	(1, 1)	6.0		24	4	2	2	7	2	0	0	0	0	0	36	44	3.00	1.000
Tim Burke, R ERA: 1.0	(7, 1)	1.1	W	6	1	0	0	2	0	0	0	0	1	0	10	10	0.00	0.750
Jeff Reardon, R ERA: 1.32	(8, 1)	1.2	S	4	0	0	0	0	0	0	0	0	0	0	4	4	0.00	0.000

PITCHER	IP	WLS	BF	H	R	ER	SO	BB	IBB	HBP	BLK	WP	HR	S	P	ERA	WHIP

Montreal Expos @ Chicago Cubs

Wrigley Field, Chicago, IL

Sat Apr 26 1986, 3:33 AM CST

Att. 33,553 - Unknown

livebaseballscorecards.com

AB	32
R	2
H	5
RBI	2
BB	2
SO	9
LOB	10

1B: 3 SF: 0 WP: 1 PA: 34
2B: 3 SAC: 0 PB: 0
3B: 0 DP: 1 SB: 2
HR: 0 HBP: 0 CS: 0

Montreal Expos @ Chicago Cubs

Wrigley Field, Chicago, IL

Sun Apr 27 1986, 3:33 AM CDT

Att. 30,825 - Unknown

TOP

livebaseballscorecards.com

Batter	1	2	3	4	5	6	7	8	9	AB	R	H	RBI	BB	SO	LOB
Tim Raines, S (1, 7) OBP: 0.329, SLG: 0.394	HR		4-3			F3	1B HR BB		F5	4	2	1	1	1	0	0
Mitch Webster, S (1, 8) OBP: 0.294, SLG: 0.375	F8		4-3			2B BB 1B	1-2 HR 1B		2B PB 1B	5	3	3	0	0	0	0
Andre Dawson, R (1, 9) OBP: 0.397, SLG: 0.672	K			G4-3 BB		2B 5-3 1-2 BB	F2		PB 1-3 2B	3	1	1	0	2	1	2
Hubie Brooks, R (1, 6) OBP: 0.368, SLG: 0.565	1-3			G4-3 1-2f		5-3 1B 1-3 2-H 2B	1-H 2-H HR		K 2-3 3-H	5	2	2	4	0	1	2
Tim Wallach, R (1, 5) OBP: 0.375, SLG: 0.455		G4-6-3 BB		L8		5-3 2-3 3-H	L7		F8	4	0	0	1	1	0	2
Andres Galarraga, R (1, 3) OBP: 0.500, SLG: 0.722		G4-6-3 1-2f			FC5-4 1B	HR 1B 3-H		F8		4	1	2	1	0	0	1
Vance Law, R (1, 4) OBP: 0.290, SLG: 0.323		2B			K	1-H HR		2B		4	1	3	2	0	1	1
Mike Fitzgerald, R (1, 2) OBP: 0.125, SLG: 0.500		F3			FC5-4 1-2f	6-3		6-3		4	0	0	0	0	0	3
Andy McGaffigan, R (1, 1)			K		K		F7	F7		2	0	0	0	0	2	1
Dan Schatzeder, L (5, 1) OBP: 0.571, SLG: 1.000										1	0	0	0	0	0	0
Jason Thompson, L (8, PH) OBP: 0.471, SLG: 0.400										1	0	0	0	0	0	1
Jeff Reardon, R (8, 1)										0	0	0	0	0	0	0
George Riley, L (8, 1)										0	0	0	0	0	0	0
Inning Stats	R: 1 H: 1 E: 0 LOB: 0 K: 1 BB: 0 S: 6 P: 6	R: 0 H: 1 E: 0 LOB: 1 K: 0 BB: 1 S: 3 P: 7	R: 0 H: 0 E: 0 LOB: 0 K: 1 BB: 0 S: 5 P: 5	R: 0 H: 0 E: 0 LOB: 0 K: 0 BB: 1 S: 2 P: 6	R: 0 H: 1 E: 0 LOB: 1 K: 2 BB: 0 S: 8 P: 8	R: 5 H: 4 E: 0 LOB: 0 K: 0 BB: 1 S: 7 P: 11	R: 3 H: 2 E: 0 LOB: 0 K: 0 BB: 1 S: 5 P: 9	R: 0 H: 1 E: 0 LOB: 1 K: 0 BB: 0 S: 4 P: 4	R: 1 H: 2 E: 0 LOB: 1 K: 1 BB: 0 S: 7 P: 7							

AB	37	
R	10	
H	12	
RBI	9	
BB	4	
SO	5	
LOB	13	

1B: 5	SF: 0	
2B: 4	SAC: 0	
3B: 0	DP: 2	
HR: 3	HBP: 0	

WP: 0	PA: 41	
PB: 1		
SB: 0		
CS: 0		

PITCHER		IP	WLS	BF	H	R	ER	SO	BB	IBB	HBP	BLK	WP	HR	S	P	ERA	WHIP
Steve Trout, L ERA: 4.61	(1, 1)	5.2		25	7	6	6	4	3	0	0	0	0	2	30	42	9.53	1.765
Dick Ruthven, R ERA: 4.66	(6, 1)	2.0		10	3	3	3	0	1	0	0	0	0	1	9	13	13.50	2.000
Ray Fontenot, L ERA:	(8, 1)	0.1	W	1	0	0	0	0	0	0	0	0	0	0	1	1	0.00	0.000
Jay Baller, R ERA: 3.07	(9, 1)	1.0	S	5	2	1	0	1	0	0	0	0	0	0	7	7	0.00	2.000

PITCHER		IP	WLS	BF	H	R	ER	SO	BB	IBB	HBP	BLK	WP	HR	S	P	ERA	WHIP

Batter	1	2	3	4	5	6	7	8	9	AB	R	H	RBI	BB	SO	LOB
Bob Dernier, R (1, 8) OBP: 0.230, SLG: 0.191	F5		F9		2B 2-3 1B	1B		1-H 3-H 2B 2B		4	0	2	0	0	0	1
Steve Christmas, L (8, PH) OBP: 0.200, SLG: 0.400										1	0	1	2	0	0	0
Guy Hoffman, L (8, PR)										0	1	0	0	0	0	0
Jay Baller, R (9, 1)										0	0	0	0	0	0	0
Thad Bosley, L (1, 7) OBP: 0.300, SLG: 0.389	F4			1-3	1-3 3-H 2B	4-3		2-H 1B 2B		4	0	1	1	0	0	1
Shawon Dunston, R (8, PH) OBP: 0.333, SLG: 0.525										1	1	1	1	0	0	0
(9, 6)																
23 Ryne Sandberg, R (1, 4) OBP: 0.276, SLG: 0.400	F3			HBP HR 2B	F6		F7	5-3		5	1	1	0	0	0	4
Keith Moreland, R (1, 9) OBP: 0.384, SLG: 0.415		K		F7	G4-6-3 IBB		F4	1B IBB		3	0	0	0	2	1	1
Leon Durham, L (1, 3) OBP: 0.324, SLG: 0.371		K		HBP HR BB	G4-6-3 1-2f		G3	1-3 2-H 1B		4	1	1	1	1	1	3
Ron Cey, R (1, 5) OBP: 0.345, SLG: 0.182		F9		1-2 2-3 HR HBP		F9		F5		2	1	0	0	0	0	0
Manny Trillo, R (7, 5) OBP: 0.321, SLG: 0.250										1	0	0	0	0	0	0
Jody Davis, R (1, 2) OBP: 0.286, SLG: 0.407			K	1-H 2-H 3-H HR		HR 1B		HR		4	3	3	5	0	1	0
Chris Speier, R (1, 6) OBP: 0.583, SLG: 0.778			BB	K		1-H HR		1B 2B 1B		3	1	2	2	1	1	0
Davey Lopes, R (8, PR) OBP: 0.417, SLG: 0.500										0	1	0	0	0	0	0
(9, 7)																
Steve Trout, L (1, 1) OBP: 0.200, SLG: 0.300			K		1B 2B 2B	K		1-3 2B 1B		2	1	1	0	0	1	1
Dick Ruthven, R (6, 1)										1	0	0	0	0	1	0
Ray Fontenot, L (8, 1)										0	0	0	0	0	0	0
Jerry Mumphrey, S (8, PH) OBP: 0.304, SLG: 0.476										1	1	1	0	0	0	0
(9, 8)																
Inning Stats	R: 0 E: 0 K: 0 S: 3 H: 0 LOB: 0 BB: 0 P: 3	R: 0 E: 0 K: 2 S: 7 H: 0 LOB: 0 BB: 0 P: 7	R: 0 E: 0 K: 2 S: 7 H: 0 LOB: 1 BB: 1 P: 11	R: 4 E: 0 K: 1 S: 7 H: 2 LOB: 0 BB: 1 P: 12	R: 1 E: 0 K: 0 S: 5 H: 3 LOB: 1 BB: 1 P: 9	R: 2 E: 0 K: 1 S: 8 H: 3 LOB: 1 BB: 0 P: 8	R: 0 E: 0 K: 0 S: 3 H: 0 LOB: 0 BB: 0 P: 3	R: 5 E: 0 K: 0 S: 8 H: 6 LOB: 2 BB: 1 P: 12		1B: 6 2B: 5 3B: 0 HR: 3	SF: 0 SAC: 0 DP: 1 HBP: 1						

PITCHER		IP	WLS	BF	H	R	ER	SO	BB	IBB	HBP	BLK	WP	HR	S	P	ERA	WHIP
Andy McGaffigan, R ERA: 6.0	(1, 1)	4.0		19	4	5	5	5	2	0	1	0	0	1	26	35	11.25	1.500
Dan Schatzeder, L ERA: 3.38	(5, 1)	3.0		13	4	2	2	1	0	1	0	0	0	1	14	18	6.00	1.333
Jeff Reardon, R ERA: 3.86	(8, 1)	0.1	L	5	4	5	5	0	0	0	0	0	0	1	5	5	135.00	12.000
George Riley, L ERA: 4.91	(8, 1)	0.2		4	2	0	0	0	0	1	0	0	0	0	3	7	0.00	3.000

PITCHER	IP	WLS	BF	H	R	ER	SO	BB	IBB	HBP	BLK	WP	HR	S	P	ERA	WHIP

BOTTOM

Montreal Expos @ Chicago Cubs

Wrigley Field, Chicago, IL

Sun Apr 27 1986, 3:33 AM CDT

Att. 30,825 - Unknown

livebaseballscorecards.com

AB	36
R	12
H	14
RBI	12
BB	4
SO	6
LOB	11

Batter	1	2	3	4	5	6	7	8	9	AB	R	H	RBI	BB	SO	LOB
Tim Raines, S (1, 7) OBP: 0.357, SLG: 0.435	F9		BB	1B BB		2B			2B	3	1	2	0	2	0	0
Herm Winningham, L (1, 8) OBP: 0.385, SLG: 0.381	CS 1B		K	1-3 1B		B1-4-3-5-6 2-3f			K	5	0	2	0	0	2	4
Andre Dawson, R (1, 9) OBP: 0.403, SLG: 0.710	CS 1B 1-2		HR	K		6-3			6-3 2-H 2B	4	1	2	1	0	1	2
Mitch Webster, S (7, 9) OBP: 0.304, SLG: 0.400										1	0	1	1	0	0	0
Hubie Brooks, R (1, 6) OBP: 0.370, SLG: 0.589	CS 1-2	K		HR	1B BB		K		6-3 2-3	4	2	1	1	1	2	1
Jason Thompson, L (1, 3) OBP: 0.447, SLG: 0.379		CS 1B	K	K	F8		4-3		K	4	0	1	0	0	1	1
Andres Galarraga, R (7, 3) OBP: 0.489, SLG: 0.703										1	0	0	0	0	1	1
Tim Wallach, R (1, 5) OBP: 0.382, SLG: 0.508		F4		HR	1B 1-2		K			4	1	2	1	0	1	1
Al Newman, S (1, 4) OBP: 0.333, SLG: 0.286		CS 1-2	1-3	HR S	F8			CS 1B		4	1	2	0	0	0	2
Mike Fitzgerald, R (1, 2) OBP: 0.250, SLG: 0.750			F6	HR 1-H	1B 1-3 2-H			4-3 1-2		4	1	2	3	0	0	1
Bryn Smith, R (1, 1)			BB	F6	F9			6-3		3	0	0	0	1	0	2
Tim Burke, R (9, 1)										0	0	0	0	0	0	0
Inning Stats	R: 0 E: 0 K: 0 S: 3 H: 2 LOB: 0 BB: 0 P: 3	R: 0 E: 0 K: 1 S: 5 H: 1 LOB: 0 BB: 0 P: 5	R: 0 E: 0 K: 1 S: 5 H: 0 LOB: 2 BB: 2 P: 13	R: 5 E: 0 K: 2 S: 13 H: 6 LOB: 2 BB: 1 P: 17	R: 1 E: 0 K: 0 S: 5 H: 2 LOB: 2 BB: 1 P: 9	R: 0 E: 0 K: 0 S: 3 H: 1 LOB: 0 BB: 0 P: 3	R: 0 E: 0 K: 2 S: 7 H: 0 LOB: 0 BB: 0 P: 7	R: 0 E: 0 K: 0 S: 3 H: 1 LOB: 0 BB: 0 P: 3	R: 1 E: 0 K: 2 S: 9 H: 2 LOB: 1 BB: 0 P: 9	1B: 8 2B: 4 3B: 0 HR: 4 SF: 0 SAC: 0 DP: 1 HBP: 0							

TOP

Montreal Expos @ Cincinnati Reds

Riverfront Stadium, Cincinnati, OH

Tue Apr 29 1986, 7:05 PM EDT

Att. 13,289 - Unknown

livebaseballscorecards.com

AB	37
R	7
H	15
RBI	7
BB	4
SO	8
LOB	15

WP: 0 PB: 0 SB: 1 CS: 4 PA: 43

PITCHER	IP	WLS	BF	H	R	ER	SO	BB	IBB	HBP	BLK	WP	HR	S	P	ERA	WHIP
Mario Soto, R (1, 1) ERA: 3.86	3.2	L	19	8	5	5	3	3	0	0	0	0	4	22	34	12.27	3.000
Joe Price, L (4, 1) ERA: 2.35	1.1		8	3	1	1	1	1	0	0	0	0	0	9	13	6.75	3.000
Ron Robinson, R (6, 1) ERA: 0.48	3.0		9	2	0	0	2	0	0	0	0	0	0	13	13	0.00	0.667
Ted Power, R (9, 1) ERA: 7.2	1.0		5	2	1	1	2	0	0	0	0	0	0	9	9	9.00	2.000

Batter	1	2	3	4	5	6	7	8	9	AB	R	H	RBI	BB	SO	LOB
Eric Davis, R (1, 8) OBP: 0.293, SLG: 0.380	5-3		K			F3		6-3		4	0	0	0	0	1	0
Pete Rose, S (1, 3)	4-3		K			4-3			K	4	0	0	0	0	2	0
Dave Parker, L (1, 9) OBP: 0.333, SLG: 0.591	4-3			F7		K			HR 1B	4	1	1	0	0	1	0
Kal Daniels, L (1, 7) OBP: 0.394, SLG: 0.677		FC4-6 1B		K			1B 3B		1-H HR	4	2	3	2	0	1	0
Bo Diaz, R (1, 2) OBP: 0.316, SLG: 0.415		F8		F7			L3 1B 3-H		K	4	0	1	1	0	1	1
Dave Concepcion, R (1, 5) OBP: 0.196, SLG: 0.302		FC4-6 1B 1-2f			4-3		F9		5-3	4	1	0	0	0	0	2
Kurt Stillwell, S (1, 6) OBP: 0.421, SLG: 0.353		1B 2-H			FC6-4 1B		L3 1-2			3	0	2	1	0	0	1
Ron Oester, S (1, 4) OBP: 0.233, SLG: 0.228		4-3			K			4-3		3	0	0	0	0	1	2
Mario Soto, R (1, 1) OBP: 0.125, SLG: 0.125 Joe Price, R (4, 1) Buddy Bell, R (5, PH) OBP: 0.228, SLG: 0.235 Ron Robinson, R (6, 1) Eddie Milner, L (8, PH) OBP: 0.273, SLG: 0.286 Ted Power, R (9, 1)			K		FC6-4 1-2f			K		1 0 1 0 1 0	0 0 0 0 0 0	0 0 0 0 0 0	0 0 0 0 0 0	0 0 0 0 0 0	1 0 0 0 1 0	0 0 1 0 0 0
Inning Stats	R: 0 E: 0 K: 0 S: 3 H: 0 LOB: 0 BB: 0 P: 3	R: 1 E: 1 K: 0 S: 5 H: 2 LOB: 1 BB: 0 P: 5	R: 0 E: 0 K: 3 S: 9 H: 0 LOB: 0 BB: 0 P: 9	R: 0 E: 0 K: 1 S: 5 H: 0 LOB: 0 BB: 0 P: 5	R: 0 E: 0 K: 1 S: 6 H: 1 LOB: 1 BB: 0 P: 6	R: 0 E: 0 K: 1 S: 5 H: 0 LOB: 0 BB: 0 P: 5	R: 1 E: 0 K: 0 S: 4 H: 2 LOB: 0 BB: 0 P: 4	R: 0 E: 0 K: 1 S: 5 H: 0 LOB: 0 BB: 0 P: 5	R: 2 E: 0 K: 2 S: 9 H: 2 LOB: 0 BB: 0 P: 9	1B: 5 2B: 1 3B: 1 HR: 1 SF: 0 SAC: 0 DP: 1 HBP: 0						

PITCHER	IP	WLS	BF	H	R	ER	SO	BB	IBB	HBP	BLK	WP	HR	S	P	ERA	WHIP
Bryn Smith, R (1, 1) ERA: 3.58	8.1	W	31	7	4	3	8	0	0	0	0	0	1	47	47	3.24	0.840
Tim Burke, R (9, 1) ERA: 0.96	0.2		2	0	0	0	1	0	0	0	0	0	0	4	4	0.00	0.000

PITCHER	IP	WLS	BF	H	R	ER	SO	BB	IBB	HBP	BLK	WP	HR	S	P	ERA	WHIP

BOTTOM

Montreal Expos @ Cincinnati Reds

Riverfront Stadium, Cincinnati, OH

Tue Apr 29 1986, 7:05 PM EDT

Att. 13,289 - Unknown

AB	33
R	4
H	7
RBI	4
BB	0
SO	9
LOB	7

WP: 0 PB: 0 SB: 0 CS: 0 PA: 33

livebaseballscorecards.com

Batter	1	2	3	4	5	6	7	8	9	AB	R	H	RBI	BB	SO	LOB
Tim Raines, S (1, 7) OBP: 0.382, SLG: 0.473	0-0 F8 BB 6-3 1B	0-0 G5-4-3 1B		0-0 G1-2-3 E 1-2 1B 1B		0-0 ① 6-3		0-0 1-3 1B 2B		5	3	4	0	0	0	0
Mitch Webster, S (1, 8) (6, 9) OBP: 0.297, SLG: 0.377	B B B B 4-0 6-3 BB 1-2 1B BB	0-0 ① ② G5-4-3 1-2f		0-0 E7 G1-2-3 1-2 2-3 1B		S S S 0-3 ② K		0-0 ① 6-3		4	2	0	0	1	1	5
Andre Dawson, R (1, 9) OBP: 0.395, SLG: 0.697 Herm Winningham, L (6, 8) OBP: 0.407, SLG: 0.381	0-0 ① F8 2-3	0-0 2B		0-0 ① ② G1-2-3 1-2 2-3 3-Hf		0-0 ③ F7		4-0 1B IBB		4 0	0 0	1 0	0 0	0 1	0 0	5 0
Hubie Brooks, R (1, 6) OBP: 0.384, SLG: 0.584	B B B B 4-0 6-3 1B 1-2 BB	0-0 ③ 6-3		0-0 1B 2-H 3-H 1B			0-0 ① F3	0-0 G6-4-3 1-2 2-H 3-H 1B		4	1	2	4	1	0	1
Tim Wallach, R (1, 5) OBP: 0.384, SLG: 0.547	0-0 ② 6-3 1-2 2-3 3-H		0-0 HR	0-0 FC6-4 1-2 1B			0-0 ② L6	0-0 ② ③ G6-4-3 1-2f		5	1	2	2	0	0	4
Andres Galarraga, R (1, 3) OBP: 0.500, SLG: 0.683	I I I I 4-0 1B IBB	0-0 ① F7		0-0 ③ FC6-4 1-2f			0-0 BB 1B		0-0 G1-6-3 1B 1B	4	0	2	0	1	0	2
Vance Law, R (1, 4) OBP: 0.311, SLG: 0.333	0-0 BB 1-3 2-H 3-H 1B	0-0 ② L6			0-0 ① F9		B B B B 4-0 1-2 BB		0-0 G1-6-3 1-2 1B	4	0	2	2	1	0	0
Dann Bilardello, R (1, 2) OBP: 0.250, SLG: 0.440	B B B B 4-0 1-2 BB	0-0 ③ 5-3			0-0 ② F6		0-0 ③ F9		0-0 ① ② G1-6-3 1-2f 2-3	4	0	0	0	1	0	4
Jay Tibbs, R (1, 1) OBP: 0.231, SLG: 0.091	S S S 0-3 ③ K			B B B B 4-0 E 1B G1-2-3 BB	0-0 ③ 5-3			B B B B 4-0 2B 1B BB	S S S 0-3 ③ K	3	1	0	0	2	2	4
Inning Stats	R: 3 E: 0 K: 1 S: 7 H: 2 LOB: 3 BB: 4 P: 23	R: 0 E: 0 K: 0 S: 4 H: 2 LOB: 1 BB: 0 P: 4	R: 1 E: 0 K: 0 S: 4 H: 1 LOB: 0 BB: 0 P: 4	R: 2 E: 1 K: 0 S: 6 H: 3 LOB: 2 BB: 1 P: 10	R: 0 E: 0 K: 0 S: 3 H: 0 LOB: 0 BB: 0 P: 3	R: 0 E: 0 K: 1 S: 5 H: 0 LOB: 0 BB: 0 P: 5	R: 0 E: 0 K: 0 S: 4 H: 1 LOB: 2 BB: 1 P: 8	R: 2 E: 0 K: 0 S: 4 H: 2 LOB: 1 BB: 2 P: 12	R: 0 E: 0 K: 1 S: 6 H: 2 LOB: 1 BB: 0 P: 6	1B: 10 2B: 2 3B: 0 HR: 1 SF: 0 SAC: 0 DP: 4 HBP: 0							

Montreal Expos @ Cincinnati Reds

Riverfront Stadium, Cincinnati, OH

Wed Apr 30 1986, 3:33 AM EDT

Att. 13,453 - Unknown

TOP

livebaseballscorecards.com

AB	37
R	8
H	13
RBI	8
BB	8
SO	3
LOB	25

PITCHER		IP	WLS	BF	H	R	ER	SO	BB	IBB	HBP	BLK	WP	HR	S	P	ERA	WHIP
Tom Browning, L ERA: 6.08	(1, 1)	3.0	L	20	6	6	4	1	4	1	0	0	0	1	17	37	12.00	3.333
Scott Terry, R ERA: 1.08	(4, 1)	2.0		7	2	0	0	0	0	0	0	0	0	0	7	7	0.00	1.000
Joe Price, L ERA: 1.86	(6, 1)	2.0		8	1	0	0	1	1	0	0	0	0	0	9	13	0.00	1.000
Ron Robinson, R ERA: 1.37	(8, 1)	1.0		6	2	2	2	0	1	1	0	0	0	0	4	12	18.00	3.000
Ted Power, R ERA: 6.0	(9, 1)	1.0		4	2	0	0	1	0	0	0	0	0	0	6	6	0.00	2.000

PITCHER	IP	WLS	BF	H	R	ER	SO	BB	IBB	HBP	BLK	WP	HR	S	P	ERA	WHIP

WP: 0 PB: 0 SB: 0 CS: 0 PA: 45

Batter	1	2	3	4	5	6	7	8	9	AB	R	H	RBI	BB	SO	LOB
Eric Davis, R (1, 8) OBP: 0.290, SLG: 0.370	S S S 0-3 ① K		x 0-0 ③ 6-3		x 0-0 S 1B		x 0-0 ③ F6			4	0	1	0	0	1	1
Pete Rose, S (1, 3)	x 0-0 ② 1-3			x 0-0 ① 5-3	B B B B 4-0 1-2 BB			x 0-0 ① F8		3	0	0	0	1	0	0
Dave Parker, L (1, 9) OBP: 0.315, SLG: 0.557	x 0-0 ③ 6-3			x 0-0 ② G3	x 0-0 ③ 4-3			S S S 0-3 ② K		4	0	0	0	0	1	2
Kal Daniels, L (1, 7) OBP: 0.405, SLG: 0.647 Ted Power, R (9, 1)		x 0-0 ① F8		B B B B 4-0 1B BLK BB		x 0-0 1B		S S S 0-3 ③ K		3 0	0 0	1 0	0 0	1 0	1 0	0 0
Bo Diaz, R (1, 2) OBP: 0.311, SLG: 0.393		x 0-0 ② 6-3		B B B B 4-0 1B 1-2 BB		S S S 0-3 ① K			x 0-0 ① F8	3	0	0	0	1	1	1
Dave Concepcion, R (1, 5) OBP: 0.200, SLG: 0.298		x 0-0 ③ 1-3		x 0-0 1-2 2-3 1B		S S S 0-3 ② K			x 0-0 ② 6-3	4	0	1	0	0	1	1
Kurt Stillwell, S (1, 6) OBP: 0.348, SLG: 0.286			S S S 0-3 ① K	S S S 0-3 ③ K		S S S 0-3 ③ K			x 0-0 ③ F8	4	0	0	0	0	3	4
Ron Oester, S (1, 4) OBP: 0.238, SLG: 0.233			x 0-0 SH5-4 1B		x 0-0 ① 4-3		x 0-0 ① G3			3	0	1	0	0	0	0
Tom Browning, L (1, 1) OBP: 0.125, SLG: 0.125 Scott Terry, R (4, 1) Tracy Jones, R (5, PH) OBP: 0.321, SLG: 0.320 Joe Price, R (6, 1) Eddie Milner, L (7, PH) OBP: 0.261, SLG: 0.273 Ron Robinson, R (8, 1) Max Venable, L (9, 7) OBP: 0.364, SLG: 0.500			x 0-0 ② SH5-4 1-2		x 0-0 ② 6-3		x 0-0 ② L6			0 0 1 0 0 1 0 0	0 0 0 0 0 0 0 0	0 0 0 0 0 0 0 0	0 0 0 0 0 0 0 0	0 0 0 0 0 0 0 0	0 0 0 0 0 0 0 0	0 0 0 0 0 0 0 0
Inning Stats	R: 0 H: 0 E: 0 LOB: 0 K: 1 BB: 0 S: 5 P: 5	R: 0 H: 0 E: 0 LOB: 0 K: 0 BB: 0 S: 3 P: 3	R: 0 H: 1 E: 0 LOB: 1 K: 1 BB: 0 S: 6 P: 6	R: 0 H: 1 E: 0 LOB: 3 K: 1 BB: 2 S: 6 P: 14	R: 0 H: 1 E: 0 LOB: 2 K: 0 BB: 1 S: 4 P: 8	R: 0 H: 1 E: 0 LOB: 1 K: 3 BB: 0 S: 10 P: 10	R: 0 H: 0 E: 0 LOB: 0 K: 0 BB: 0 S: 3 P: 3	R: 0 H: 0 E: 0 LOB: 0 K: 2 BB: 0 S: 7 P: 7	R: 0 H: 0 E: 0 LOB: 0 K: 0 BB: 0 S: 3 P: 3	1B: 4 2B: 0 3B: 0 HR: 0	SF: 0 SAC: 1 DP: 0 HBP: 0			WP: 0 PB: 0 SB: 1 CS: 0	PA: 34		

PITCHER	IP	WLS	BF	H	R	ER	SO	BB	IBB	HBP	BLK	WP	HR	S	P	ERA	WHIP
Jay Tibbs, R (1, 1) ERA: 1.25	9.0	W	34	4	0	0	8	3	0	0	1	0	0	47	59	0.00	0.778

PITCHER	IP	WLS	BF	H	R	ER	SO	BB	IBB	HBP	BLK	WP	HR	S	P	ERA	WHIP

Montreal Expos @ Cincinnati Reds

Riverfront Stadium, Cincinnati, OH

Wed Apr 30 1986, 3:33 AM EDT

Att. 13,453 - Unknown

BOTTOM

livebaseballscorecards.com

AB	30
R	0
H	4
RBI	0
BB	3
SO	8
LOB	9

Batter	1	2	3	4	5	6	7	8	9	AB	R	H	RBI	BB	SO	LOB
Bill Doran, S (1, 4) OBP: 0.446, SLG: 0.365	BBBB 4-0 G3 S 1B BB	x 0-0 2-H 1B			x 0-0 ② F7		BBBB 4-0 3B BB		BBBB 4-0 BB	2	2	1	1	3	0	0
Craig Reynolds, L (1, 6) OBP: 0.417, SLG: 0.636	x 0-0 ① G3 1-3	x 0-0 ③ F8			BBBB 4-0 BB		x 0-0 1-H 1B 3B		x 0-0 ③ F9	4	1	1	1	1	0	3
Jose Cruz, L (1, 7) OBP: 0.225, SLG: 0.189 Billy Hatcher, R (7, 7) OBP: 0.250, SLG: 0.222	x 0-0 S 3-H 1B		x 0-0 ① F8		x 0-0 ③ F2		x 0-0 3-H 1B			4	0	2	2	0	0	1
										0	0	0	0	0	0	0
Glenn Davis, R (1, 3) OBP: 0.256, SLG: 0.443	SSS 0-3 ② K		x 0-0 ② 6-3			SSS 0-3 ① K	x 0-0 ③ 5-3			4	0	0	0	0	2	2
Denny Walling, L (1, 5) OBP: 0.319, SLG: 0.357	x 0-0 ③ F8 1-2		x 0-0 ③ 4-3			x 0-0 ② 4-3		x 0-0 ① F7		4	0	0	0	0	0	1
Alan Ashby, S (1, 2) OBP: 0.385, SLG: 0.512		BBBB 4-0 1B WP SF7 BB		x 0-0 ① F5		x 0-0 ③ 4-3		x 0-0 ② F5		3	1	0	0	1	0	0
Kevin Bass, S (1, 8) OBP: 0.325, SLG: 0.416 (7, 9)	x 0-0 S 1-3 1B 1B			x 0-0 ② F8			x 0-0 1-3 SF8 2B	x 0-0 ③ F8		4	2	2	0	0	0	0
Terry Puhl, L (1, 9) OBP: 0.263, SLG: 0.194 Tony Walker, R (7, 8) OBP: 0.261, SLG: 0.286	x 0-0 ① SF7 3-H			x 0-0 ③ 3-1			x 0-0 ① 1-3 2-3		x 0-0 ① 6-3	2	0	0	1	0	0	1
										1	0	0	0	0	0	0
Bob Knepper, L (1, 1) OBP: 0.063, SLG: 0.063 Mark Bailey, S (7, PH) OBP: 0.167, SLG: 0.179 Charlie Kerfeld, R (7, 1) Jim Pankovits, R (9, PH) OBP: 0.500, SLG: 0.400 Jeff Calhoun, L (9, 1) Dave Smith, R (9, 1)		SSS 0-3 ② K 1-2			SSS 0-3 ① K		x 0-0 ② SF8 3-H		x 0-0 ② F8	2	0	0	0	0	2	1
										0	0	0	1	0	0	0
										0	0	0	0	0	0	0
										1	0	0	0	0	0	0
										0	0	0	0	0	0	0
										0	0	0	0	0	0	0
Inning Stats	R: 1 H: 1 E: 0 LOB: 1 K: 1 BB: 1 S: 6 P: 10	R: 2 H: 2 E: 0 LOB: 1 K: 1 BB: 1 S: 7 P: 11	R: 0 H: 0 E: 0 LOB: 0 K: 0 BB: 0 S: 3 P: 3	R: 0 H: 0 E: 0 LOB: 0 K: 0 BB: 0 S: 3 P: 3	R: 0 H: 0 E: 0 LOB: 0 K: 1 BB: 1 S: 5 P: 9	R: 0 H: 0 E: 0 LOB: 0 K: 1 BB: 0 S: 5 P: 5	R: 3 H: 3 E: 0 LOB: 1 K: 0 BB: 1 S: 6 P: 10	R: 0 H: 0 E: 0 LOB: 0 K: 0 BB: 0 S: 3 P: 3	R: 0 H: 0 E: 0 LOB: 1 K: 0 BB: 1 S: 3 P: 7	1B: 4 SF: 2 2B: 1 SAC: 0 3B: 1 DP: 0 HR: 0 HBP: 0						

TOP

Houston Astros @ Montreal Expos

Olympic Stadium, Montreal, QB

Fri May 02 1986, 3:33 AM EDT

Att. 6,781 - Unknown

livebaseballscorecards.com

AB	31
R	6
H	6
RBI	6
BB	5
SO	4
LOB	9

WP: 1 PA: 38
PB: 0
SB: 3
CS: 0

PITCHER		IP	WLS	BF	H	R	ER	SO	BB	IBB	HBP	BLK	WP	HR	S	P	ERA	WHIP
Floyd Youmans, R ERA: 7.25	(1, 1)	6.2	L	29	5	6	6	4	4	0	0	0	1	0	33	49	8.10	1.350
George Riley, L ERA: 4.7	(7, 1)	0.1		2	1	0	0	0	0	0	0	0	0	0	2	2	0.00	3.000
Jeff Parrett, R ERA: 2.08	(8, 1)	2.0		7	0	0	0	0	1	0	0	0	0	0	6	10	0.00	0.500

PITCHER	IP	WLS	BF	H	R	ER	SO	BB	IBB	HBP	BLK	WP	HR	S	P	ERA	WHIP

Batter	1	2	3	4	5	6	7	8	9	AB	R	H	RBI	BB	SO	LOB
Tim Raines, S (1, 7) OBP: 0.394, SLG: 0.513	F6		F6			SF8 3B		BBBB 4-0 S 1B BB	1-3 2B	4	2	2	0	1	0	1
Mitch Webster, S (1, 8) OBP: 0.278, SLG: 0.356	6-3			4-3		SF8 3-H		SSS 0-3 K 1-2	F6	4	0	0	1	0	1	3
Andre Dawson, R (1, 9) OBP: 0.413, SLG: 0.696	K			BB 1B		2B FC6-2 1B		BBBB 4-0 G5-3 1B BB		3	0	2	0	1	1	0
Hubie Brooks, R (1, 6) OBP: 0.411, SLG: 0.608		BBBB 4-0 G1-6-3 BB		BBBB 4-0 1-2 BB		FC6-2 1-3 2B		0-0 1-2 2-H 1B		2	0	2	1	2	0	0
Tim Wallach, R (1, 5) OBP: 0.364, SLG: 0.515		F7		F3		FC6-2 2-3 3-H		G5-3 2-3f		4	0	0	0	0	0	7
Andres Galarraga, R (1, 3) OBP: 0.463, SLG: 0.622		G1-6-3 1-2f		6-3		SSS 0-3 K			5-3	4	0	0	0	0	1	5
Vance Law, R (1, 4) OBP: 0.308, SLG: 0.371			L6		5-3		SSS 0-3 K		HR	4	1	1	1	0	1	0
Mike Fitzgerald, R (1, 2) OBP: 0.250, SLG: 0.625			6-3		F8		F3		2B 1B	4	0	1	0	0	0	0
Floyd Youmans, R (1, 1)			BBBB 4-0 BB		SSS 0-3 K		F8		F4	1	0	0	0	1	1	0
George Riley, L (7, 1)										0	0	0	0	0	0	0
Wayne Krenchicki, L (7, PH) OBP: 0.250, SLG: 0.400										1	0	0	0	0	0	0
Jeff Parrett, R (8, 1)										0	0	0	0	0	0	0
Jim Wohlford, R (9, PH) OBP: 0.077, SLG: 0.154										1	0	0	0	0	0	1
Inning Stats	R: 0 H: 0 E: 0 LOB: 0 K: 1 BB: 0 S: 5 P: 5	R: 0 H: 0 E: 0 LOB: 0 K: 0 BB: 1 S: 2 P: 6	R: 0 H: 0 E: 0 LOB: 1 K: 0 BB: 1 S: 3 P: 7	R: 0 H: 1 E: 0 LOB: 2 K: 0 BB: 1 S: 4 P: 8	R: 0 H: 0 E: 0 LOB: 0 K: 1 BB: 0 S: 5 P: 5	R: 1 H: 3 E: 0 LOB: 2 K: 1 BB: 0 S: 8 P: 8	R: 0 H: 0 E: 0 LOB: 0 K: 1 BB: 0 S: 5 P: 5	R: 1 H: 1 E: 0 LOB: 1 K: 1 BB: 2 S: 5 P: 13	R: 1 H: 3 E: 0 LOB: 2 K: 0 BB: 0 S: 6 P: 6							

PITCHER		IP	WLS	BF	H	R	ER	SO	BB	IBB	HBP	BLK	WP	HR	S	P	ERA	WHIP
Bob Knepper, L ERA: 1.31	(1, 1)	6.0	W	24	4	1	1	3	3	0	0	0	0	0	27	39	1.50	1.167
Charlie Kerfeld, R ERA: 0.93	(7, 1)	2.0		8	1	1	1	2	2	0	0	0	0	0	10	18	4.50	1.500
Jeff Calhoun, L ERA: 2.35	(9, 1)	0.2		5	3	1	1	0	0	0	0	0	0	1	5	5	13.50	4.500
Dave Smith, R ERA: 2.16	(9, 1)	0.1	S	1	0	0	0	0	0	0	0	0	0	0	1	1	0.00	0.000

PITCHER		IP	WLS	BF	H	R	ER	SO	BB	IBB	HBP	BLK	WP	HR	S	P	ERA	WHIP

BOTTOM

Houston Astros @ Montreal Expos

Olympic Stadium, Montreal, QB

Fri May 02 1986, 3:33 AM EDT

Att. 6,781 - Unknown

livebaseballscorecards.com

AB	32
R	3
H	8
RBI	3
BB	5
SO	5
LOB	17

1B: 4	SF: 1	WP: 0	PA: 38
2B: 2	SAC: 0	PB: 0	
3B: 1	DP: 2	SB: 1	
HR: 1	HBP: 0	CS: 0	

Batter	1	2	3	4	5	6	7	8	9	10	AB	R	H	RBI	BB	SO	LOB
Bill Doran, S (1, 4) OBP: 0.439, SLG: 0.363	6-3	1-2 2-3 1B	F8			F4		1B S FC4-2 1B		K	6	0	2	0	0	1	2
Dickie Thon, R (1, 6) OBP: 0.305, SLG: 0.321	F9	F4		F8		5-3		FC4-2 1-3 1B		F5	4	0	0	0	0	0	3
Craig Reynolds, L (8, PH) OBP: 0.421, SLG: 0.629 (8, 6)											2	1	1	0	0	0	0
Jose Cruz, L (1, 7) OBP: 0.244, SLG: 0.214	K		HR 1B	1-3		BB 1B		FC4-2 L4-6 1B 1-2 3-H			5	1	2	0	0	1	2
Billy Hatcher, R (8, PR) OBP: 0.250, SLG: 0.222 (8, 7)											0	0	0	0	0	0	0
Glenn Davis, R (1, 3) OBP: 0.275, SLG: 0.482		F9	1-H HR	F5		FC6-4 1-2 BB		1-2 2-H 1B			4	1	2	3	1	0	0
Phil Garner, R (1, 5) OBP: 0.379, SLG: 0.685		E S 2B BB	1B 2B		5-3	FC6-4 1-2f		L4-6 2-3			3	2	1	0	1	0	2
Denny Walling, L (8, PH) OBP: 0.313, SLG: 0.349 (8, 5)											1	0	0	0	0	0	2
Kevin Bass, S (1, 9) OBP: 0.318, SLG: 0.415 (9, 8)		1-H 1B 2B	F8		6-3		F8		B1-3		5	1	1	1	0	0	1
Mark Bailey, S (1, 2) OBP: 0.200, SLG: 0.188		K	2-H E 1B		2B BB		5-3		F7		4	0	1	1	1	1	1
Tony Walker, R (1, 8) OBP: 0.321, SLG: 0.333		1B 1B IBB	E5 1-2		1-3 2B		BB		1-3		3	0	1	0	2	0	1
Frank DiPino, L (9, 1)											0	0	0	0	0	0	0
Nolan Ryan, R (1, 1) OBP: 0.250, SLG: 0.250											3	0	1	1	0	0	4
Julio Solano, R (6, 1)										6-3	1	0	0	0	0	1	1
Charlie Kerfeld, R (7, 1)											0	0	0	0	0	0	0
Terry Puhl, L (9, 9) OBP: 0.256, SLG: 0.188		1-2 2-H 1B	F4		F3		K				1	0	0	0	0	0	0
Inning Stats	R: 0 E: 0 K: 1 S: 5 H: 0 LOB: 0 BB: 0 P: 5	R: 2 E: 0 K: 1 S: 8 H: 3 LOB: 3 BB: 2 P: 16	R: 3 E: 1 K: 0 S: 8 H: 4 LOB: 2 BB: 0 P: 8	R: 0 E: 0 K: 0 S: 3 H: 0 LOB: 0 BB: 0 P: 3	R: 0 E: 0 K: 0 S: 4 H: 1 LOB: 2 BB: 1 P: 8	R: 0 E: 0 K: 0 S: 4 H: 1 LOB: 2 BB: 1 P: 8	R: 0 E: 0 K: 1 S: 5 H: 0 LOB: 1 BB: 1 P: 9	R: 1 E: 0 K: 0 S: 5 H: 3 LOB: 1 BB: 0 P: 5	R: 0 E: 0 K: 0 S: 3 H: 0 LOB: 0 BB: 0 P: 3	R: 0 E: 0 K: 1 S: 5 H: 0 LOB: 0 BB: 0 P: 5	1B: 8 2B: 4 3B: 0 HR: 1 SF: 0 SAC: 0 DP: 1 HBP: 0	WP: 0 PB: 0 SB: 2 CS: 0 PA: 47					

PITCHER		IP	WLS	BF	H	R	ER	SO	BB	IBB	HBP	BLK	WP	HR	S	P	ERA	WHIP
Joe Hesketh, L ERA: 9.17	(1, 1)	2.1		16	7	5	5	2	1	1	0	0	0	1	18	26	19.29	3.429
Dan Schatzeder, L ERA: 2.61	(3, 1)	4.2		20	2	0	0	1	3	0	0	0	0	0	19	31	0.00	1.071
Tim Burke, R ERA: 1.31	(8, 1)	2.0		8	3	1	1	0	0	0	0	0	0	0	8	8	4.50	1.500
Jeff Reardon, R ERA: 3.6	(10, 1)	1.0	W	3	0	0	0	1	0	0	0	0	0	0	5	5	0.00	0.000

PITCHER	IP	WLS	BF	H	R	ER	SO	BB	IBB	HBP	BLK	WP	HR	S	P	ERA	WHIP

TOP

Houston Astros @ Montreal Expos

Olympic Stadium, Montreal, QB

Sat May 03 1986, 3:33 AM EDT
Att. 11,769 - Unknown

livebaseballscorecards.com

AB	42
R	6
H	12
RBI	6
BB	5
SO	4
LOB	19

Batter	1	2	3	4	5	6	7	8	9	10	AB	R	H	RBI	BB	SO	LOB
Tim Raines, S (1, 7) OBP: 0.400, SLG: 0.506 Jeff Reardon, R (10, 1)	K G1-6-3	G3-6 1-2f		F7		1-2 1B	1-2 3-H 1B		1-2 2-3 BB		5	0	2	1	1	1	2
											0	0	0	0	0	0	0
Herm Winningham, L (1, 8) OBP: 0.364, SLG: 0.333	G1-6-3 1-2f		S 2B 1B	4-3		K	G3		K		6	1	1	0	0	2	9
Andre Dawson, R (1, 9) OBP: 0.407, SLG: 0.662 Jim Wohlford, R (10, PR) OBP: 0.077, SLG: 0.154	2B HBP	K 1-2		4-3		F9		K		3B 1B	5	1	1	0	0	2	3
											0	1	0	0	0	0	0
Hubie Brooks, R (1, 6) OBP: 0.417, SLG: 0.635	HBP 1-H 2B	F4		G3 1B 1B			K	6-3		1-H 3B	6	1	3	2	0	1	1
Jason Thompson, L (1, 3) OBP: 0.476, SLG: 0.419 Mike Fitzgerald, R (8, 2) OBP: 0.235, SLG: 0.588	HBP BB	2-H 2B		G3 1-2			BB SF8 1B BB	K			2	1	1	1	2	0	1
											1	0	0	0	0	1	0
Tim Wallach, R (1, 5) OBP: 0.402, SLG: 0.529 Al Newman, S (9, PR) OBP: 0.333, SLG: 0.286 (10, 4)	1-2 2-3 HBP	BB		2-H 1B			SF8 BB 1-2 1B		BB SH3-4 HBP		2	1	2	1	1	0	0
											0	0	0	0	0	0	0
Vance Law, R (1, 4) OBP: 0.305, SLG: 0.356 (10, 5)	K	6-3		F9			1B 1-2 1B 2-3 BB		SH3-4 1-2		3	1	0	0	1	1	6
Dann Bilardello, R (1, 2) OBP: 0.290, SLG: 0.423 Wayne Krenchicki, L (7, PH) OBP: 0.235, SLG: 0.400 Tim Burke, R (8, 1) Mitch Webster, S (9, PH) OBP: 0.288, SLG: 0.356 (10, 7)		FC5-6 BB	K			1B BB	SF8 2-3 3-H		BB		1	0	0	0	2	1	0
											0	0	0	1	0	0	0
											0	0	0	0	0	0	0
											0	0	0	0	1	0	0
Joe Hesketh, R (1, 1) Dan Schatzeder, L (3, 1) OBP: 0.556, SLG: 0.875 Andres Galarraga, R (7, PH) OBP: 0.464, SLG: 0.617 (8, 3)		FC5-6 G3-6 1-2f	E7 1B			K	1B 1-3 3-H 1B		K		1	0	0	0	0	0	1
											2	0	1	0	0	1	1
											2	0	1	1	0	1	2
Inning Stats	R: 1 E: 0 S: 8 H: 1 LOB: 3 BB: 1 P: 14	R: 0 E: 0 S: 2 H: 0 LOB: 0 BB: 1 P: 6	R: 1 E: 0 S: 7 H: 2 LOB: 2 BB: 1 P: 11	R: 0 E: 1 S: 6 H: 1 LOB: 1 BB: 0 P: 6	R: 1 E: 0 S: 5 H: 2 LOB: 1 BB: 0 P: 5	R: 0 E: 0 K: 2 S: 8 H: 1 LOB: 2 BB: 1 P: 12	R: 3 E: 0 K: 1 S: 8 H: 3 LOB: 2 BB: 2 P: 16	R: 0 E: 0 K: 2 S: 7 H: 0 LOB: 0 BB: 0 P: 7	R: 0 E: 0 K: 2 S: 7 H: 0 LOB: 3 BB: 2 P: 16	R: 1 E: 0 K: 0 S: 2 H: 2 LOB: 2 BB: 0 P: 2	1B: 9 2B: 2 3B: 1 HR: 0	SF: 1 SAC: 1 DP: 2 HBP: 3	WP: 0 PB: 1 SB: 1 CS: 0	PA: 49			

PITCHER	IP	WLS	BF	H	R	ER	SO	BB	IBB	HBP	BLK	WP	HR	S	P	ERA	WHIP
Nolan Ryan, R (1, 1) ERA: 5.31	5.0		25	6	3	2	4	3	0	2	0	0	0	28	42	3.60	1.800
Julio Solano, R (6, 1) ERA: 7.71	1.1		9	2	3	3	3	3	0	0	0	0	0	12	24	20.25	3.750
Charlie Kerfeld, R (7, 1) ERA: 0.83	2.1		11	2	0	0	3	1	0	1	0	0	0	15	20	0.00	1.286
Frank DiPino, L (9, 1) ERA: 2.53	0.1	L	4	2	1	1	1	1	0	0	0	0	0	5	9	27.00	9.000

PITCHER	IP	WLS	BF	H	R	ER	SO	BB	IBB	HBP	BLK	WP	HR	S	P	ERA	WHIP

BOTTOM

Houston Astros @ Montreal Expos

Olympic Stadium, Montreal, QB

Sat May 03 1986, 3:33 AM EDT

Att. 11,769 - Unknown

livebaseballscorecards.com

AB	36
R	7
H	12
RBI	7
BB	8
SO	11
LOB	26

Batter	1	2	3	4	5	6	7	8	9	AB	R	H	RBI	BB	SO	LOB
Bill Doran, S (1, 4) OBP: 0.427, SLG: 0.353	G6-4-3, 1B	FC1-2-5, 1-2, 3-H		G3		F7			F7	5	0	1	0	0	0	4
Craig Reynolds, L (1, 6) OBP: 0.372, SLG: 0.550	G6-4-3, 1-2f	F5		F4		F8			1-3	5	0	0	0	0	0	5
Jose Cruz, L (1, 7) OBP: 0.245, SLG: 0.217	1B		5-3	6-3			F9			4	0	1	0	0	0	0
Glenn Davis, R (1, 3) OBP: 0.263, SLG: 0.460	F2		5-3		5-3		E5, L6-3			4	0	0	0	0	0	1
Denny Walling, L (1, 5) OBP: 0.327, SLG: 0.383		BB, E, BB, 1B	BB, HR, 2B		4-3		L6-3, 1-2			4	2	2	0	0	0	1
Kevin Bass, S (1, 8) OBP: 0.315, SLG: 0.400 (8, 9)		F8	BBBB, BB, HR, BB		F7			SSS, K		3	1	0	0	1	1	1
Alan Ashby, S (1, 2) OBP: 0.411, SLG: 0.500		BBBB, BB, E, 1-2, BB	BBBB, BB, HR, 1-2, 2-3, BB			BBBB, BB, 1-2, BB		F8		1	2	0	0	3	0	0
Dave Smith, R (8, 1)										0	0	0	0	0	0	0
Terry Puhl, L (1, 9) OBP: 0.302, SLG: 0.294		BBBB, E, 1-2, 2-3, FC1-2-5, BB	1-H, 2-H, 3-H, HR			BBBB, 1-2, BB		G3		2	1	1	4	2	0	0
Tony Walker, R (8, 8) OBP: 0.321, SLG: 0.333										0	0	0	0	0	0	0
Mike Scott, R (1, 1)		FC3, 1-3, 2-H, 3-H	F9			F5			SSS, K	2	0	0	0	0	0	1
Jim Pankovits, R (6, PH) OBP: 0.429, SLG: 0.333										1	0	0	0	0	0	2
Julio Solano, R (6, 1)										0	0	0	0	0	0	0
Mark Bailey, S (8, 2) OBP: 0.194, SLG: 0.182										1	0	0	0	0	1	0
Inning Stats	R: 0 E: 0 K: 0 S: 4 H: 2 LOB: 1 BB: 0 P: 4	R: 2 E: 1 K: 0 S: 5 H: 1 LOB: 2 BB: 2 P: 13	R: 4 E: 0 K: 0 S: 5 H: 2 LOB: 0 BB: 2 P: 13	R: 0 E: 0 K: 0 S: 3 H: 0 LOB: 0 BB: 0 P: 3	R: 0 E: 0 K: 0 S: 3 H: 0 LOB: 0 BB: 0 P: 3	R: 0 E: 0 K: 0 S: 3 H: 0 LOB: 2 BB: 2 P: 11	R: 0 E: 1 K: 0 S: 3 H: 0 LOB: 0 BB: 0 P: 3	R: 0 E: 0 K: 1 S: 5 H: 0 LOB: 0 BB: 0 P: 5	R: 0 E: 0 K: 1 S: 5 H: 0 LOB: 0 BB: 0 P: 5	1B: 3 2B: 2 3B: 0 HR: 1 SF: 0 SAC: 0 DP: 2 HBP: 0						

PITCHER		IP	WLS	BF	H	R	ER	SO	BB	IBB	HBP	BLK	WP	HR	S	P	ERA	WHIP
Bryn Smith, R ERA: 4.17	(1, 1)	4.0		21	5	6	4	0	4	0	0	0	0	1	17	33	9.00	2.250
George Riley, L ERA: 4.15	(5, 1)	1.0		3	0	0	0	0	0	0	0	0	0	0	3	3	0.00	0.000
Tim Burke, R ERA: 1.14	(6, 1)	3.0		11	0	0	0	1	2	0	0	0	0	0	11	19	0.00	0.667
Jeff Reardon, R ERA: 3.38	(9, 1)	1.0	W	3	0	0	0	1	0	0	0	0	0	0	5	5	0.00	0.000

PITCHER	IP	WLS	BF	H	R	ER	SO	BB	IBB	HBP	BLK	WP	HR	S	P	ERA	WHIP

Houston Astros @ Montreal Expos

Olympic Stadium, Montreal, QB

Sun May 04 1986, 3:33 AM EDT

Att. 13,810 - Unknown

TOP

livebaseballscorecards.com

AB	32
R	6
H	5
RBI	4
BB	6
SO	2
LOB	15

WP: 0	PA: 38
PB: 0	
SB: 0	
CS: 0	

Houston Astros @ Montreal Expos

Olympic Stadium, Montreal, QB

Sun May 04 1986, 3:33 AM EDT

Att. 13,810 - Unknown

BOTTOM

Batter	1	2	3	4	5	6	7	8	9	AB	R	H	RBI	BB	SO	LOB
Tim Raines, S (1, 7) OBP: 0.410, SLG: 0.500	K		F7	1B	BB			BB		3	0	1	1	2	1	0
Herm Winningham, L (1, 8) OBP: 0.368, SLG: 0.300	BB		K	K	F8			BB		3	0	0	0	2	2	5
Mitch Webster, S (1, 9) OBP: 0.294, SLG: 0.372	K		2B		PB S 5-3 1B	F9		F8		5	1	2	0	0	1	3
Hubie Brooks, R (1, 6) OBP: 0.406, SLG: 0.607 Jeff Reardon, R (9, 1)	BB		K		K	F2		K		4 0	0 0	0 0	0 0	1 0	3 0	4 0
Jason Thompson, L (1, 3) OBP: 0.457, SLG: 0.382 Andres Galarraga, R (7, 3) OBP: 0.474, SLG: 0.646	K			F1	1B PB 1B BB	F7			1B E 2B	3 1	1 1	0 1	0 0	1 0	1 0	2 0
Tim Wallach, R (1, 5) OBP: 0.414, SLG: 0.568		HR		1B 1B SF8 BB	5-3		F7		E 1B	4	2	2	2	1	0	1
Al Newman, S (1, 4) (9, 6) OBP: 0.350, SLG: 0.316	K			1B 1B	S 1B		K		E3	5	2	2	1	0	2	1
Mike Fitzgerald, R (1, 2) OBP: 0.333, SLG: 0.600	BB			1B	BB 1B		K			3	0	2	2	1	1	0
Bryn Smith, R (1, 1) Wayne Krenchicki, L (4, PH) OBP: 0.222, SLG: 0.400 George Riley, L (5, 1) Dan Schatzeder, L (5, PH) OBP: 0.600, SLG: 0.889 Tim Burke, R (6, 1) Vance Law, R (8, PH) OBP: 0.301, SLG: 0.351 (9, 4)	K			SF8	BB				5-3	1 0 0 1 0 1	0 0 0 0 0 0	0 0 0 1 0 0	0 0 0 0 0 0	0 0 0 0 0 0	1 0 0 0 0 0	1 0 0 0 0 0
Inning Stats	R: 0 E: 0 K: 3 S: 9 H: 0 LOB: 2 BB: 2 P: 17	R: 1 E: 0 K: 2 S: 7 H: 1 LOB: 0 BB: 1 P: 11	R: 0 E: 0 K: 2 S: 8 H: 1 LOB: 1 BB: 0 P: 8	R: 2 E: 0 K: 1 S: 8 H: 3 LOB: 2 BB: 1 P: 12	R: 3 E: 0 K: 1 S: 9 H: 4 LOB: 3 BB: 2 P: 17	R: 0 E: 0 K: 0 S: 3 H: 0 LOB: 0 BB: 0 P: 3	R: 0 E: 0 K: 2 S: 7 H: 0 LOB: 0 BB: 0 P: 7	R: 0 E: 0 K: 1 S: 5 H: 0 LOB: 2 BB: 2 P: 13	R: 1 E: 1 K: 0 S: 3 H: 2 LOB: 2 BB: 0 P: 3	1B: 8 2B: 2 3B: 0 HR: 1	SF: 1 SAC: 0 DP: 0 HBP: 0					

livebaseballscorecards.com

AB	34
R	7
H	11
RBI	7
BB	8
SO	12
LOB	17

WP: 0 PA: 43
PB: 1
SB: 3
CS: 1

PITCHER		IP	WLS	BF	H	R	ER	SO	BB	IBB	HBP	BLK	WP	HR	S	P	ERA	WHIP
Mike Scott, R ERA: 4.03	(1, 1)	5.0		29	9	6	6	9	6	0	0	0	0	1	41	65	10.80	3.000
Julio Solano, R ERA: 6.35	(6, 1)	2.0		6	0	0	0	2	0	0	0	0	0	0	10	10	0.00	0.000
Dave Smith, R ERA: 2.89	(8, 1)	1.0	L	8	2	1	1	1	2	0	0	0	0	0	8	16	9.00	4.000

PITCHER	IP	WLS	BF	H	R	ER	SO	BB	IBB	HBP	BLK	WP	HR	S	P	ERA	WHIP

Montreal Expos @ Philadelphia Phillies

Veterans Stadium, Philadelphia, PA

Mon May 05 1986, 7:05 PM EDT

Att. 15,425 - Unknown

TOP

livebaseballscorecards.com

Batter	1	2	3	4	5	6	7	8	9	AB	R	H	RBI	BB	SO	LOB
Tim Raines, S (1, 7) OBP: 0.409, SLG: 0.505	L7		F8		F8 2-3		F9 WP 2B	2-3 1B		5	1	2	0	0	0	1
Herm Winningham, L (1, 8) OBP: 0.390, SLG: 0.364	6-3		1B		1B 3-H 2B		F9 2-3	F9		3	1	2	1	0	0	0
Andre Dawson, R (7, PH) OBP: 0.398, SLG: 0.645 (7, 9)										2	0	0	0	0	0	3
Mitch Webster, S (1, 9) OBP: 0.311, SLG: 0.415 (7, 8)	F7		F8		6-3 2-H 1B		BBBB WP BB		HR	4	1	2	2	1	0	1
Hubie Brooks, R (1, 6) OBP: 0.415, SLG: 0.624		1B 1B		G6-4-3 3B	6-3 1-2		BBBB 1-2 3-H BB		F8	4	1	2	0	1	0	1
Wayne Krenchicki, L (1, 3) OBP: 0.190, SLG: 0.333	F7			FC G6-4-3		F9	SSS K		4-3	3	0	0	0	0	0	2
Andres Galarraga, R (7, PH) OBP: 0.458, SLG: 0.620 (7, 3)										2	0	0	0	0	1	2
Tim Wallach, R (1, 5) OBP: 0.413, SLG: 0.557	1-2 1B			G6-4-3 1-2f 3-H		6-3		1B SH2-3 1B	F7	5	1	2	0	0	0	1
Vance Law, R (1, 4) OBP: 0.322, SLG: 0.364	F9			BBBB S BB		1B		1-3 1B SH2-3 1B		3	0	2	0	1	0	2
Dann Bilardello, R (1, 2) OBP: 0.265, SLG: 0.379	F9			SSS K 1-2		F8		F5		3	0	0	0	0	1	4
Jason Thompson, L (8, PH) OBP: 0.447, SLG: 0.371										1	0	0	0	0	0	2
Jeff Reardon, R (8, 1)										0	0	0	0	0	0	0
Jay Tibbs, R (1, 1) OBP: 0.267, SLG: 0.231			F7		F8 2B 2B		SSS K	SH2-3 1-2 3-H		2	1	1	0	0	0	0
Jim Wohlford, R (7, PH) OBP: 0.071, SLG: 0.143										1	0	0	0	0	1	0
Dan Schatzeder, L (7, 1) OBP: 0.600, SLG: 0.889										0	0	0	0	0	0	0
Mike Fitzgerald, R (8, PH) OBP: 0.333, SLG: 0.600 (8, 2)										0	0	0	1	0	0	0
Inning Stats	R: 0 E: 0 K: 0 S: 3 H: 0 LOB: 0 BB: 0 P: 3	R: 0 E: 0 K: 0 S: 5 H: 2 LOB: 2 BB: 0 P: 5	R: 0 E: 0 K: 0 S: 4 H: 1 LOB: 1 BB: 0 P: 4	R: 1 E: 0 K: 1 S: 6 H: 1 LOB: 1 BB: 1 P: 10	R: 2 E: 0 K: 0 S: 5 H: 3 LOB: 1 BB: 0 P: 5	R: 0 E: 0 K: 0 S: 4 H: 1 LOB: 1 BB: 0 P: 4	R: 1 E: 0 K: 2 S: 8 H: 1 LOB: 2 BB: 2 P: 16	R: 1 E: 0 K: 0 S: 6 H: 3 LOB: 2 BB: 0 P: 6	R: 1 E: 0 K: 0 S: 4 H: 1 LOB: 0 BB: 0 P: 4							

AB	38
R	6
H	13
RBI	4
BB	3
SO	3
LOB	19

1B: 8 SF: 0
2B: 3 SAC: 1
3B: 1 DP: 1
HR: 1 HBP: 0

WP: 1 PA: 42
PB: 0
SB: 1
CS: 0

PITCHER		IP	WLS	BF	H	R	ER	SO	BB	IBB	HBP	BLK	WP	HR	S	P	ERA	WHIP
Charles Hudson, R ERA: 3.86	(1, 1)	6.0		26	8	3	3	1	1	0	0	0	0	0	27	31	4.50	1.500
Don Carman, L ERA: 5.59	(7, 1)	0.2		5	1	1	1	1	2	0	0	0	1	0	5	13	13.50	4.500
Kent Tekulve, R ERA: 3.0	(7, 1)	0.1	L	3	2	1	1	1	0	0	0	0	0	0	5	5	27.00	6.000
Dave Rucker, L ERA: 1.69	(8, 1)	0.1		1	0	0	0	0	0	0	0	0	0	0	1	1	0.00	0.000
Larry Andersen, R ERA: 5.4	(8, 1)	0.2		3	1	0	0	0	0	0	0	0	0	0	3	3	0.00	1.500

PITCHER		IP	WLS	BF	H	R	ER	SO	BB	IBB	HBP	BLK	WP	HR	S	P	ERA	WHIP
Steve Bedrosian, R ERA: 6.75	(9, 1)	1.0		4	1	1	1	0	0	0	0	0	0	1	4	4	9.00	1.000

Batter	1	2	3	4	5	6	7	8	9	AB	R	H	RBI	BB	SO	LOB
Milt Thompson, L (1, 8) OBP: 0.264, SLG: 0.300	S S S 0-3 ① K		x 0-0 ① L9		x 0-0 CS 1B	x 0-0 HR		x 0-0 1-3 1B		5	1	3	1	0	1	0
Rick Schu, R (1, 5) OBP: 0.405, SLG: 0.514	x 0-0 ② 6-3		x 0-0 1B		x 0-0 ① F7	B B B B 4-0 BB		x 0-0 ③ 5-3		4	0	1	0	1	0	3
Juan Samuel, R (1, 4) OBP: 0.343, SLG: 0.387	x 0-0 ③ F7		x 0-0 ② L4		x 0-0 ② 1B 1B 1-2 1B	S S S 0-3 ③ K			x 0-0 ① L6	5	1	1	0	0	1	2
Mike Schmidt, R (1, 3) OBP: 0.396, SLG: 0.554		x 0-0 F8 SF9 2B	x 0-0 ③ F9		x 0-0 1B BB 1-3 1B		x 0-0 ① F3		x 0-0 FC6 1B	5	1	3	0	0	0	1
Von Hayes, L (1, 7) OBP: 0.291, SLG: 0.284		x 0-0 ① F8 2-3		x 0-0 S 1B	B B B B 4-0 1B 1-2 BB		x 0-0 ② 3-1		x 0-0 ② F7	4	0	1	0	1	0	2
Glenn Wilson, R (1, 9) OBP: 0.256, SLG: 0.169		x 0-0 ② SF9 3-H	x 0-0 ① F8	x 0-0 1-2 2-3 3-H 1B			x 0-0 ③ 5-3		x 0-0 ③ FC6 1-2f	4	0	1	2	0	0	2
Darren Daulton, L (1, 2) OBP: 0.439, SLG: 0.558		B B B B 4-0 S E BB	B B B B 4-0 1-2 BB	x 0-0 ③ F4				x 0-0 ① F2		2	1	0	0	2	0	3
Steve Jeltz, S (1, 6) OBP: 0.363, SLG: 0.338		x 0-0 E6 1-H	S S S 0-3 ② K			x 0-0 ① F8		x 0-0 ② F7		4	0	0	0	0	1	2
Charles Hudson, S (1, 1) Greg Gross, L (6, PH) OBP: 0.385, SLG: 0.200 Don Carman, L (7, 1) Kent Tekulve, R (7, 1) Dave Rucker, L (8, 1) Larry Andersen, R (8, 1) Joe Lefebvre, L (8, PH) OBP: 0.167, SLG: 0.182 Tom Foley, L (8, PR) OBP: 0.400, SLG: 0.500 Steve Bedrosian, R (9, 1)		x 0-0 ③ 5-3	S S S 0-3 ③ K			x 0-0 ② 4-3		x 0-0 1B 1B		2 1 0 0 0 0 0 1 0 0	0 0 0 0 0 0 0 0 0 0	0 0 0 0 0 0 0 1 0 0	0 0 0 0 0 0 0 0 0 0	0 0 0 0 0 0 0 0 0 0	1 0 0 0 0 0 0 0 0 0	3 0 0 0 0 0 0 0 0 0
Inning Stats	R: 0 H: 0 E: 0 LOB: 0 K: 1 BB: 0 S: 5 P: 5	R: 2 H: 1 E: 1 LOB: 1 K: 0 BB: 1 S: 5 P: 9	R: 0 H: 1 E: 0 LOB: 1 K: 0 BB: 0 S: 4 P: 4	R: 0 H: 1 E: 0 LOB: 2 K: 2 BB: 1 S: 8 P: 12	R: 1 H: 4 E: 0 LOB: 3 K: 0 BB: 1 S: 6 P: 10	R: 1 H: 1 E: 0 LOB: 1 K: 1 BB: 1 S: 6 P: 10	R: 0 H: 0 E: 0 LOB: 0 K: 0 BB: 0 S: 3 P: 3	R: 0 H: 2 E: 0 LOB: 2 K: 0 BB: 0 S: 5 P: 5	R: 0 H: 1 E: 0 LOB: 1 K: 0 BB: 0 S: 4 P: 4	1B: 9 2B: 1 3B: 0 HR: 1	SF: 1 SAC: 0 DP: 0 HBP: 0			WP: 0 PB: 0 SB: 2 CS: 1	PA: 42		

PITCHER		IP	WLS	BF	H	R	ER	SO	BB	IBB	HBP	BLK	WP	HR	S	P	ERA	WHIP
Jay Tibbs, R ERA: 1.71	(1, 1)	6.0		30	8	4	3	4	4	0	0	0	0	1	34	50	4.50	2.000
Dan Schatzeder, L ERA: 2.49	(7, 1)	1.0	W	3	0	0	0	0	0	0	0	0	0	0	3	3	0.00	0.000
Jeff Reardon, R ERA: 3.0	(8, 1)	2.0	S	9	3	0	0	0	0	0	0	0	0	0	9	9	0.00	1.500

PITCHER	IP	WLS	BF	H	R	ER	SO	BB	IBB	HBP	BLK	WP	HR	S	P	ERA	WHIP

BOTTOM

Montreal Expos @ Philadelphia Phillies

Veterans Stadium, Philadelphia, PA

Mon May 05 1986, 7:05 PM EDT

Att. 15,425 - Unknown

livebaseballscorecards.com

AB	37
R	4
H	11
RBI	3
BB	4
SO	4
LOB	18

Batter	1	2	3	4	5	6	7	8	9	AB	R	H	RBI	BB	SO	LOB
Tim Raines, S (1, 7) OBP: 0.400, SLG: 0.510	F9		L7		L3		SF8 3B		F8	5	1	1	0	0	0	0
Mitch Webster, S (1, 8) (7, 9) OBP: 0.316, SLG: 0.424	F4			F9	HR 2B		SF8 3-H		BB	3	1	1	1	1	0	0
Andre Dawson, R (1, 9) OBP: 0.402, SLG: 0.688	K			E 2B 2B	2-H HR		K		3-1	4	2	2	2	0	2	0
Herm Winningham, L (7, 8) OBP: 0.381, SLG: 0.353										1	0	0	0	0	0	1
Hubie Brooks, R (1, 6) OBP: 0.409, SLG: 0.608		F6		E4 2B 6-3 2-3	6-3		FC5-4 1B			4	1	1	0	0	0	1
Tim Wallach, R (1, 5) OBP: 0.406, SLG: 0.554		F9		1-3 HR 3-H 2B		6-3	FC5-4 1-2f			4	1	1	1	0	0	1
Andres Galarraga, R (1, 3) OBP: 0.460, SLG: 0.611		1B		6-3 3-H		6-3 1B 1B		K		4	1	2	1	0	1	1
Vance Law, R (1, 4) OBP: 0.319, SLG: 0.395		K		2-H HR		6-3 1-2		K		4	1	1	2	0	2	2
Dann Bilardello, R (1, 2) OBP: 0.263, SLG: 0.364			6-3	F9		FC4-6 2-H 1B		1-3		4	0	1	1	0	0	0
Andy McGaffigan, R (1, 1)			4-3		K	FC4-6 1-2f			K	4	0	0	0	0	2	1

TOP

Montreal Expos @ Philadelphia Phillies

Veterans Stadium, Philadelphia, PA

Tue May 06 1986, 7:05 PM EDT

Att. 16,528 - Unknown

livebaseballscorecards.com

AB	37
R	8
H	10
RBI	8
BB	1
SO	7
LOB	7

Inning Stats	1	2	3	4	5	6	7	8	9
	R: 0 E: 0 K: 1 S: 5	R: 0 E: 0 K: 1 S: 6	R: 0 E: 0 K: 0 S: 3	R: 4 E: 1 K: 0 S: 7	R: 2 E: 0 K: 1 S: 7	R: 1 E: 0 K: 0 S: 5	R: 1 E: 0 K: 1 S: 7	R: 0 E: 0 K: 2 S: 7	R: 0 E: 0 K: 1 S: 5
	H: 0 LOB: 0 BB: 0 P: 5	H: 1 LOB: 1 BB: 0 P: 6	H: 0 LOB: 0 BB: 0 P: 3	H: 3 LOB: 0 BB: 0 P: 7	H: 2 LOB: 0 BB: 0 P: 7	H: 2 LOB: 1 BB: 0 P: 5	H: 2 LOB: 1 BB: 0 P: 7	H: 0 LOB: 0 BB: 0 P: 7	H: 0 LOB: 1 BB: 1 P: 9

1B: 4	SF: 1	WP: 0
2B: 3	SAC: 0	PB: 0
3B: 1	DP: 0	SB: 0
HR: 2	HBP: 0	CS: 0

PA: 39

PITCHER		IP	WLS	BF	H	R	ER	SO	BB	IBB	HBP	BLK	WP	HR	S	P	ERA	WHIP
Steve Carlton, L ERA: 6.69	(1, 1)	5.0	L	22	6	6	3	3	0	0	0	0	0	2	28	28	5.40	1.200
Dave Stewart, R ERA: 6.57	(6, 1)	2.0		10	4	2	2	1	0	0	0	0	0	0	12	12	9.00	2.000
Kent Tekulve, R ERA: 2.57	(8, 1)	1.0		3	0	0	0	2	0	0	0	0	0	0	7	7	0.00	0.000
Steve Bedrosian, R ERA: 6.17	(9, 1)	1.0		4	0	0	0	1	1	0	0	0	0	0	5	9	0.00	1.000

PITCHER	IP	WLS	BF	H	R	ER	SO	BB	IBB	HBP	BLK	WP	HR	S	P	ERA	WHIP

Batter	1	2	3	4	5	6	7	8	9	AB	R	H	RBI	BB	SO	LOB
Milt Thompson, L (1, 8) OBP: 0.272, SLG: 0.310	B1-3		2B		FC3-6 1-2f 2-3		6-3		BB 1-2	4	0	1	0	1	0	3
Rick Schu, R (1, 5) OBP: 0.383, SLG: 0.476	FC5-4 1B		6-3		F9			5-3	K	5	0	1	0	0	1	5
Juan Samuel, R (1, 4) OBP: 0.308, SLG: 0.343	K		K			K2-3		F4		4	0	0	0	0	3	2
Mike Schmidt, R (1, 3) OBP: 0.390, SLG: 0.535	FC5-4 1-2f			L8		F8		BB BB		3	0	0	0	1	0	1
Von Hayes, L (1, 7) OBP: 0.322, SLG: 0.303		BB BLK		G6-4-3 1B		FC6-4 1B		BB 1-2		2	0	2	0	2	0	0
Glenn Wilson, R (1, 9) OBP: 0.244, SLG: 0.160		K		G6-4-3 1-2f		FC6-4 1-2f		L4		4	0	0	0	0	1	5
Darren Daulton, L (1, 2) OBP: 0.410, SLG: 0.511		K 1-2			G3		4-3		L4	4	0	0	0	0	1	1
Steve Jeltz, S (1, 6) OBP: 0.369, SLG: 0.347		5-3			FC3-6 1B		4-3		BB 1B	4	0	2	0	0	0	1
Steve Carlton, L (1, 1) OBP: 0.214, SLG: 0.154			G3		FC3-6 1-2 1B				K	1	0	0	0	0	0	0
Tom Foley, L (5, PH) OBP: 0.500, SLG: 0.600										1	0	1	0	0	0	0
Dave Stewart, R (6, 1)										0	0	0	0	0	0	0
Greg Gross, L (7, PH) OBP: 0.429, SLG: 0.273										1	0	1	0	0	0	0
Kent Tekulve, R (8, 1)										0	0	0	0	0	0	0
Steve Bedrosian, R (9, 1)										0	0	0	0	0	0	0
Joe Lefebvre, L (9, PH) OBP: 0.333, SLG: 0.167										1	0	0	0	0	1	1
Inning Stats	R: 0 E: 0 K: 1 S: 6 H: 1 LOB: 1 BB: 0 P: 6	R: 0 E: 0 K: 2 S: 7 H: 0 LOB: 1 BB: 1 P: 11	R: 0 E: 0 K: 1 S: 6 H: 1 LOB: 1 BB: 0 P: 6	R: 0 E: 0 K: 0 S: 3 H: 1 LOB: 0 BB: 0 P: 3	R: 0 E: 0 K: 0 S: 5 H: 2 LOB: 2 BB: 0 P: 5	R: 0 E: 0 K: 1 S: 6 H: 1 LOB: 1 BB: 0 P: 6	R: 0 E: 0 K: 0 S: 4 H: 1 LOB: 1 BB: 0 P: 4	R: 0 E: 0 K: 0 S: 3 H: 0 LOB: 2 BB: 2 P: 11	R: 0 E: 0 K: 2 S: 8 H: 1 LOB: 2 BB: 1 P: 12	1B: 7 2B: 1 3B: 0 HR: 0 SF: 0 SAC: 0 DP: 1 HBP: 0						

PITCHER		IP	WLS	BF	H	R	ER	SO	BB	IBB	HBP	BLK	WP	HR	S	P	ERA	WHIP
Andy McGaffigan, R ERA: 3.75	(1, 1)	9.0	W	38	8	0	0	7	4	0	0	1	0	0	48	64	0.00	1.333

PITCHER	IP	WLS	BF	H	R	ER	SO	BB	IBB	HBP	BLK	WP	HR	S	P	ERA	WHIP

BOTTOM

Montreal Expos @ Philadelphia Phillies

Veterans Stadium, Philadelphia, PA

Tue May 06 1986, 7:05 PM EDT

Att. 16,528 - Unknown

livebaseballscorecards.com

AB	34
R	0
H	8
RBI	0
BB	4
SO	7
LOB	19

Montreal Expos @ Philadelphia Phillies

Veterans Stadium, Philadelphia, PA

Wed May 07 1986, 7:05 PM EDT

Att. 15,840 - Unknown

TOP

livebaseballscorecards.com

Batter	1	2	3	4	5	6	7	8	9	AB	R	H	RBI	BB	SO	LOB
Tim Raines, S (1, 7) OBP: 0.408, SLG: 0.510	E 1B 1B	6-3			S 1B		F9		HR BB	4	3	2	0	1	0	1
Mitch Webster, S (1, 8) (7, 9) OBP: 0.330, SLG: 0.433	E 4-3 1-2 1B		L5		FC6-5 S 1-H 1B		WP 1-2 1B		F7	5	1	3	1	0	0	1
Andre Dawson, R (1, 9) OBP: 0.396, SLG: 0.690 Herm Winningham, L (7, 8) OBP: 0.395, SLG: 0.457	E4 4-3 S 1B 1-3 2-H		SF8 3B		FC6-5 L6-3 1-3		K		HR 1-H	4 1	2 1	1 1	0 2	0 0	1 0	4 0
Hubie Brooks, R (1, 6) OBP: 0.400, SLG: 0.624	K 1-2		SF8 3-H		L6-3 1-2		4-3 1-2 2-3		IHR	4	1	1	2	0	1	5
Tim Wallach, R (1, 5) OBP: 0.396, SLG: 0.545	4-3 2-3 3-H		2B			K		F8	F9	5	0	1	1	0	1	1
Andres Galarraga, R (1, 3) OBP: 0.463, SLG: 0.603	S 1B 3-H		L6			4-3		S 1B		4	0	2	1	0	0	1
Vance Law, R (1, 4) OBP: 0.316, SLG: 0.388	K 1-2			K		S 1B		L5 1-2		4	0	1	0	0	2	2
Mike Fitzgerald, R (1, 2) OBP: 0.280, SLG: 0.500		F7		F4		K 1-2		5-3		4	0	0	0	0	1	2
Floyd Youmans, R (1, 1)		F9		4-3			E5 WP 1B		F3	3	0	0	0	0	0	0
Tim Burke, R (8, 1)										0	0	0	0	0	0	0
Al Newman, S (8, 4) OBP: 0.333, SLG: 0.300										1	0	0	0	0	0	0
Inning Stats	R: 3 E: 1 K: 2 S: 11 H: 3 LOB: 1 BB: 0 P: 11	R: 0 E: 0 K: 0 S: 3 H: 0 LOB: 0 BB: 0 P: 3	R: 1 E: 0 K: 0 S: 5 H: 2 LOB: 1 BB: 0 P: 5	R: 0 E: 0 K: 1 S: 5 H: 0 LOB: 0 BB: 0 P: 5	R: 1 E: 0 K: 0 S: 4 H: 2 LOB: 0 BB: 0 P: 4	R: 0 E: 0 K: 2 S: 8 H: 1 LOB: 1 BB: 0 P: 8	R: 0 E: 1 K: 1 S: 7 H: 1 LOB: 2 BB: 0 P: 7	R: 0 E: 0 K: 0 S: 4 H: 1 LOB: 1 BB: 0 P: 4	R: 3 E: 0 K: 0 S: 5 H: 2 LOB: 0 BB: 1 P: 9	1B: 8 2B: 2 3B: 1 HR: 2 SF: 1 SAC: 0 DP: 1 HBP: 0	WP: 1 PB: 0 SB: 7 CS: 0 PA: 41					

	AB	39
	R	8
	H	12
	RBI	7
	BB	1
	SO	6
	LOB	17

PITCHER		IP	WLS	BF	H	R	ER	SO	BB	IBB	HBP	BLK	WP	HR	S	P	ERA	WHIP
Shane Rawley, L ERA: 3.45	(1, 1)	4.0	L	20	7	5	2	3	0	0	0	0	0	0	26	26	4.50	1.750
Larry Andersen, R ERA: 4.91	(5, 1)	1.0		2	0	0	0	0	0	0	0	0	0	0	2	2	0.00	0.000
Kent Tekulve, R ERA: 1.8	(6, 1)	3.0		13	3	0	0	3	0	0	0	0	1	0	19	19	0.00	1.000
Don Carman, L ERA: 7.59	(9, 1)	1.0		6	2	3	3	0	1	0	0	0	0	1	5	9	27.00	3.000

PITCHER	IP	WLS	BF	H	R	ER	SO	BB	IBB	HBP	BLK	WP	HR	S	P	ERA	WHIP

Batter	1	2	3	4	5	6	7	8	9	AB	R	H	RBI	BB	SO	LOB
Milt Thompson, L (1, 8) OBP: 0.260, SLG: 0.295	K		K		L6			K		4	0	0	0	0	3	3
Rick Schu, R (1, 5) OBP: 0.373, SLG: 0.444	BB 2B BB		F9		FC6-4 1-2f			5-3		3	1	0	0	1	0	3
Juan Samuel, R (1, 4) OBP: 0.302, SLG: 0.316	1-2 2B BB		F3			F3		6-3		3	1	0	0	1	0	1
Mike Schmidt, R (1, 3) OBP: 0.385, SLG: 0.533	G3 1-H 2-H 2B			F3		F3			K	4	0	1	2	0	1	0
Von Hayes, L (1, 7) OBP: 0.309, SLG: 0.288	G3 2-3			K		G3			4-3	4	0	0	0	0	1	1
Glenn Wilson, R (1, 9) OBP: 0.234, SLG: 0.152	F9			6-3			F8		4-3	4	0	0	0	0	0	1
John Russell, R (1, 2) OBP: 0.351, SLG: 0.424		K			K		L8			3	0	0	0	0	2	0
Steve Jeltz, S (1, 6) OBP: 0.368, SLG: 0.347		5-3			BB 1B		K			3	0	1	0	0	1	0
Shane Rawley, R (1, 1) Larry Andersen, R (5, 1) Tom Foley, L (5, PH) OBP: 0.571, SLG: 0.600 Kent Tekulve, R (6, 1) Greg Gross, L (8, PH) OBP: 0.467, SLG: 0.417 Don Carman, L (9, 1)		K			1-2 FC6-4 BB			2B		1 0 0 0 1 0 0	0 0 0 0 0 0 0	0 0 0 0 1 0 0	0 0 0 0 0 0 0	0 0 0 0 0 0 0	1 0 1 0 0 0 0	0 0 0 0 0 0 0
Inning Stats	R: 2 H: 1 E: 0 LOB: 1 K: 1 BB: 2 S: 6 P: 14	R: 0 H: 0 E: 0 LOB: 0 K: 2 BB: 0 S: 7 P: 7	R: 0 H: 0 E: 0 LOB: 0 K: 1 BB: 0 S: 5 P: 5	R: 0 H: 0 E: 0 LOB: 0 K: 1 BB: 0 S: 5 P: 5	R: 0 H: 1 E: 0 LOB: 2 K: 1 BB: 1 S: 6 P: 10	R: 0 H: 0 E: 0 LOB: 0 K: 0 BB: 0 S: 3 P: 3	R: 0 H: 0 E: 0 LOB: 0 K: 1 BB: 0 S: 5 P: 5	R: 0 H: 1 E: 0 LOB: 1 K: 1 BB: 0 S: 6 P: 6	R: 0 H: 0 E: 0 LOB: 0 K: 1 BB: 0 S: 5 P: 5	1B: 1 2B: 2 3B: 0 HR: 0	SF: 0 SAC: 0 DP: 0 HBP: 0			WP: 0 PB: 0 SB: 0 CS: 0	PA: 33		

PITCHER		IP	WLS	BF	H	R	ER	SO	BB	IBB	HBP	BLK	WP	HR	S	P	ERA	WHIP
Floyd Youmans, R ERA: 6.14	(1, 1)	7.0	W	27	3	2	2	7	3	0	0	0	0	0	38	50	2.57	0.857
Tim Burke, R ERA: 1.05	(8, 1)	2.0	S	6	0	0	0	2	0	0	0	0	0	0	10	10	0.00	0.000

PITCHER	IP	WLS	BF	H	R	ER	SO	BB	IBB	HBP	BLK	WP	HR	S	P	ERA	WHIP

BOTTOM

Montreal Expos @ Philadelphia Phillies

Veterans Stadium, Philadelphia, PA

Wed May 07 1986, 7:05 PM EDT

Att. 15,840 - Unknown

livebaseballscorecards.com

AB	30
R	2
H	3
RBI	2
BB	3
SO	9
LOB	9

Batter	1	2	3	4	5	6	7	8	9	AB	R	H	RBI	BB	SO	LOB
Mariano Duncan, R (1, 6) OBP: 0.277, SLG: 0.286	x 0-0 G1-6-3 1B		SSS 0-3 ③ K		x 0-0 ② 5-3		x 0-0 ① SH1-4 1-2	x 0-0 ③ B5-3		1	0	1	0	0	0	0
Bill Russell, R (1, PR) OBP: 0.235, SLG: 0.250 (1, 6)										3	0	0	0	0	1	3
Steve Sax, R (1, 4) OBP: 0.358, SLG: 0.465	x 0-0 ① ② G1-6-3 1-2f			x 0-0 G3 1B 1B	x 0-0 ③ 6-3		x 0-0 ② F8		x 0-0 ① 5-3	5	1	1	0	0	0	2
Ken Landreaux, L (1, 8) OBP: 0.293, SLG: 0.389	x 0-0 ③ 4-3			x 0-0 G3 1-2 1B 1B		x 0-0 ① 6-3	x 0-0 2-H 3B		x 0-0 G4-6-3 1B	5	1	3	1	0	0	1
Greg Brock, L (1, 3) OBP: 0.279, SLG: 0.333		x 0-0 ① 4-3		x 0-0 ① G3 1-2 2-3		x 0-0 1B 1B 1B	x 0-0 ③ F6		x 0-0 ② ③ G4-6-3 1-2f	5	1	1	0	0	0	4
Mike Scioscia, L (1, 2) OBP: 0.443, SLG: 0.388		BBBB 4-0 BB		x 0-0 ② F2		x 0-0 FC5-4 1B 1-3 1B		BBBB 4-0 BB FC5-2 1B BB		2	0	1	0	2	0	2
Franklin Stubbs, L (1, 7) OBP: 0.290, SLG: 0.435		SSS 0-3 ② K		4-0 1B IBB		x 0-0 FC5-4 1-2 3-H 1B		x 0-0 FC5-2 BB 1-2 1B		3	0	2	1	1	1	1
Reggie Williams, R (1, 9) OBP: 0.290, SLG: 0.276		x 0-0 ③ 1-3		x 0-0 1-2 2-H 3-H 1B		x 0-0 ② FC5-4 1-2f 2-3		BBBB 4-0 FC5-2 1-2 2-3 BB		3	0	1	2	1	0	3
Dave Anderson, R (1, 5) OBP: 0.308, SLG: 0.292		x 0-0 ① 1-3	x 0-0 ③ 1-3			x 0-0 ③ 1-3		SSS 0-3 ① K		4	0	0	0	0	1	7
Fernando Valenzuela, L (1, 1) OBP: 0.238, SLG: 0.238		SSS 0-3 ② K			x 0-0 ① 4-3		x 0-0 SH1-4 3B 1B	x 0-0 ② FC5-2 1-2 2-3 3-Hf		4	1	1	0	0	1	3
Inning Stats	R: 0 E: 0 K: 0 S: 3 H: 1 LOB: 1 BB: 0 P: 3	R: 0 E: 0 K: 1 S: 5 H: 0 LOB: 1 BB: 1 P: 9	R: 0 E: 0 K: 2 S: 7 H: 0 LOB: 0 BB: 0 P: 7	R: 2 E: 0 K: 0 S: 6 H: 3 LOB: 2 BB: 1 P: 10	R: 0 E: 0 K: 0 S: 3 H: 0 LOB: 0 BB: 0 P: 3	R: 1 E: 0 K: 0 S: 6 H: 3 LOB: 2 BB: 0 P: 6	R: 1 E: 0 K: 0 S: 5 H: 2 LOB: 1 BB: 0 P: 5	R: 0 E: 0 K: 1 S: 6 H: 1 LOB: 3 BB: 2 P: 14	R: 0 E: 0 K: 0 S: 3 H: 1 LOB: 0 BB: 0 P: 3	1B: 10 2B: 0 3B: 1 HR: 0	SF: 0 SAC: 1 DP: 2 HBP: 0						

PITCHER	IP	WLS	BF	H	R	ER	SO	BB	IBB	HBP	BLK	WP	HR	S	P	ERA	WHIP
Bryn Smith, R (1, 1) ERA: 4.36	6.2		30	9	4	4	3	1	1	0	0	0	0	34	42	5.40	1.500
Dan Schatzeder, L (7, 1) ERA: 2.45	0.1		1	0	0	0	0	0	0	0	0	0	0	1	1	0.00	0.000
Jeff Reardon, R (8, 1) ERA: 2.7	2.0	W	9	2	0	0	1	2	0	0	0	0	0	9	17	0.00	2.000

PITCHER	IP	WLS	BF	H	R	ER	SO	BB	IBB	HBP	BLK	WP	HR	S	P	ERA	WHIP

TOP

Los Angeles Dodgers @ Montreal Expos

Olympic Stadium, Montreal, QB

Fri May 09 1986, 3:33 AM EDT

Att. 10,878 - Unknown

livebaseballscorecards.com

AB	35
R	4
H	11
RBI	4
BB	4
SO	4
LOB	26

1B: 10	SF: 0	WP: 0	PA: 40
2B: 0	SAC: 1	PB: 0	
3B: 1	DP: 2	SB: 0	
HR: 0	HBP: 0	CS: 0	

Batter	1	2	3	4	5	6	7	8	9	AB	R	H	RBI	BB	SO	LOB
Tim Raines, S (1, 7) OBP: 0.403, SLG: 0.500	6-3		F8			K		E SH3-4 2B 1B		4	1	1	0	0	1	0
Mitch Webster, S (1, 8) (9, 9) OBP: 0.330, SLG: 0.430	F7			6-3		S 1B		SH3-4 1-2		3	0	1	0	0	0	0
Andre Dawson, R (1, 9) OBP: 0.390, SLG: 0.667	4-3			F9		K 1-2		2B 2-3 IBB		3	1	0	0	1	1	1
Herm Winningham, L (9, 8) OBP: 0.395, SLG: 0.457										0	0	0	0	0	0	0
Hubie Brooks, R (1, 6) OBP: 0.412, SLG: 0.686		3B		HR		K		HR 1-H 3-H 2B		4	2	3	3	0	1	1
Tim Wallach, R (1, 5) OBP: 0.390, SLG: 0.533		K		F8			FC4-6 1B	L6		4	0	1	0	0	1	2
Andres Galarraga, R (1, 3) OBP: 0.451, SLG: 0.629		K			5-3		FC4-6 1B 1-2f 6-3	HR 2-H		4	2	1	2	0	1	2
Vance Law, R (1, 4) OBP: 0.323, SLG: 0.393		L5			5-3		6-3 1B 1-3 1B	FC5-4 1B		4	1	2	0	0	0	1
Mike Fitzgerald, R (1, 2) OBP: 0.276, SLG: 0.571			6-3		HR		6-3 2-3 3-H	FC5-4 1-2f		4	1	1	2	0	0	2
Bryn Smith, R (1, 1) Dan Schatzeder, L (7, 1) OBP: 0.600, SLG: 0.889 Jim Wohlford, R (7, PH) OBP: 0.133, SLG: 0.200 Jeff Reardon, R (8, 1)			K		1-3		1B 3-H			2 0 1 0	0 0 0 0	0 0 1 0	0 0 1 0	0 0 0 0	1 0 0 0	0 0 0 0
Inning Stats	R: 0 E: 0 K: 0 S: 3 H: 0 LOB: 0 BB: 0 P: 3	R: 0 E: 0 K: 2 S: 8 H: 1 LOB: 1 BB: 0 P: 8	R: 0 E: 0 K: 1 S: 5 H: 0 LOB: 0 BB: 0 P: 5	R: 1 E: 0 K: 0 S: 4 H: 1 LOB: 0 BB: 0 P: 4	R: 1 E: 0 K: 0 S: 4 H: 1 LOB: 0 BB: 0 P: 4	R: 0 E: 0 K: 3 S: 10 H: 1 LOB: 1 BB: 0 P: 10	R: 2 E: 0 K: 0 S: 5 H: 3 LOB: 1 BB: 0 P: 5	R: 4 E: 1 K: 0 S: 7 H: 4 LOB: 1 BB: 1 P: 11		1B: 6 2B: 1 3B: 1 HR: 3	SF: 0 SAC: 1 DP: 0 HBP: 0				WP: 0 PB: 0 SB: 1 CS: 0	PA: 35	

PITCHER	IP	WLS	BF	H	R	ER	SO	BB	IBB	HBP	BLK	WP	HR	S	P	ERA	WHIP
Fernando Valenzuela, L (1, 1) ERA: 2.95	8.0	L	35	11	8	8	6	0	1	0	0	0	3	46	50	9.00	1.375

PITCHER	IP	WLS	BF	H	R	ER	SO	BB	IBB	HBP	BLK	WP	HR	S	P	ERA	WHIP

BOTTOM

Los Angeles Dodgers @ Montreal Expos

Olympic Stadium, Montreal, QB

Fri May 09 1986, 3:33 AM EDT

Att. 10,878 - Unknown

livebaseballscorecards.com

AB	33
R	8
H	11
RBI	8
BB	1
SO	6
LOB	9

Batter	1	2	3	4	5	6	7	8	9	10	11	AB	R	H	RBI	BB	SO	LOB
Steve Sax, R (1, 4) OBP: 0.368, SLG: 0.462	0-0 2B 1B		0-3 K		4-0 BB			4-0 6-3 1B BB	0-0 FC6 1-2f			3	1	1	0	2	1	3
Ken Landreaux, L (1, 8) OBP: 0.308, SLG: 0.411	0-0 1-H 1B 2B		0-0 G3 1B		0-0 4-3			0-0 1-2 6-3 1B		0-0 F5		5	1	3	1	0	0	1
Bill Madlock, R (1, 5) OBP: 0.244, SLG: 0.302	0-0 1-3		0-0 G3 1-2			0-0 5-3		0-0 6-3 1-2 2-3		0-3 K		5	0	0	0	0	1	4
Greg Brock, L (1, 3) OBP: 0.278, SLG: 0.323 Ken Howell, R (8, 1)	4-0 1B BB		0-0 F5			0-0 F7		0-0 F2		0-3 K FC4		3 1	0 0	0 0	0 0	1 0	0 1	3 0
Mike Scioscia, L (1, 2) OBP: 0.432, SLG: 0.376	0-0 G4-6-3 1-3 2-H 1B			0-0 F8		0-0 F8			0-0 F9	0-0 FC4 1-2f		5	0	1	1	0	0	1
Franklin Stubbs, L (1, 7) OBP: 0.288, SLG: 0.424 Cesar Cedeno, R (11, PH) OBP: 0.280, SLG: 0.289 (11, 7)	0-0 G4-6-3 1-2f			0-0 F4			0-0 F5		0-0 2B 1B		0-0 F9	4 1	0 0	1 0	0 0	0 0	0 0	2 0
Reggie Williams, R (1, 9) OBP: 0.278, SLG: 0.294		0-0 4-3		0-3 K			0-0 5-3		0-0 1-3 2B		0-3 K	5	0	1	0	0	2	0
Dave Anderson, R (1, 6) OBP: 0.296, SLG: 0.280 Terry Whitfield, L (9, PH) Bill Russell, R (9, PR) OBP: 0.257, SLG: 0.273 (9, 6)		0-0 4-3			0-0 F4		0-0 6-3		4-0 FC6 IBB		0-0 1B	3 0 1	0 0 0	0 0 1	0 0 0	0 1 0	0 0 0	0 0 0
Orel Hershiser, R (1, 1) OBP: 0.154, SLG: 0.083 Enos Cabell, R (8, PH) OBP: 0.286, SLG: 0.235 (8, 3)		0-0 6-3			0-0 5-3			0-3 K	0-3 K		0-0 F9	2 3	0 0	0 0	0 0	0 2	0 4	0 4
Inning Stats	R: 2 E: 0 K: 0 S: 5 H: 3 LOB: 1 BB: 1 P: 9	R: 0 E: 0 K: 0 S: 3 H: 0 LOB: 0 BB: 0 P: 3	R: 0 E: 0 K: 1 S: 6 H: 1 LOB: 1 BB: 0 P: 6	R: 0 E: 0 K: 1 S: 5 H: 0 LOB: 0 BB: 0 P: 5	R: 0 E: 0 K: 0 S: 3 H: 0 LOB: 1 BB: 1 P: 7	R: 0 E: 0 K: 0 S: 3 H: 0 LOB: 0 BB: 0 P: 3	R: 0 E: 0 K: 0 S: 3 H: 0 LOB: 0 BB: 0 P: 3	R: 0 E: 0 K: 1 S: 6 H: 1 LOB: 2 BB: 1 P: 10	R: 0 E: 0 K: 1 S: 7 H: 2 LOB: 3 BB: 1 P: 11	R: 0 E: 0 K: 2 S: 8 H: 0 LOB: 1 BB: 0 P: 8	R: 0 E: 0 K: 1 S: 6 H: 1 LOB: 1 BB: 0 P: 6	1B: 6 2B: 2 3B: 0 HR: 0 SF: 0 SAC: 0 DP: 1 HBP: 0						PA: 45

PITCHER		IP	WLS	BF	H	R	ER	SO	BB	IBB	HBP	BLK	WP	HR	S	P	ERA	WHIP
Jay Tibbs, R ERA: 1.84	(1, 1)	7.0		26	4	2	2	2	2	0	0	0	0	0	28	36	2.57	0.857
Tim Burke, R ERA: 0.98	(8, 1)	2.0		11	3	0	0	2	1	1	0	0	0	0	13	21	0.00	2.000
Dan Schatzeder, L ERA: 2.25	(10, 1)	2.0	W	8	1	0	0	3	0	0	0	0	1	0	14	14	0.00	0.500

PITCHER	IP	WLS	BF	H	R	ER	SO	BB	IBB	HBP	BLK	WP	HR	S	P	ERA	WHIP

TOP

Los Angeles Dodgers @ Montreal Expos

Olympic Stadium, Montreal, QB

Sat May 10 1986, 3:33 AM EDT

Att. 21,241 - Unknown

livebaseballscorecards.com

AB	41
R	2
H	8
RBI	2
BB	4
SO	7
LOB	18

Batter	1	2	3	4	5	6	7	8	9	10	11	AB	R	H	RBI	BB	SO	LOB
Tim Raines, S (1, 7) OBP: 0.411, SLG: 0.500	E 1B		K		4-3		BB 1B		S BB			4	1	2	0	1	1	1
Mitch Webster, S (1, 8) (10, 9) OBP: 0.343, SLG: 0.427	F6 1-H		E BB			6-3 1B 1B	1-2 BB		F7 1-2			3	1	1	0	2	0	1
Andre Dawson, R (1, 9) OBP: 0.381, SLG: 0.637 Dan Schatzeder, L (10, 1) OBP: 0.600, SLG: 0.889	K		1-2 2-3 BB			K	F9		K			4	0	0	0	1	3	4
												0	0	0	0	0	0	0
Hubie Brooks, R (1, 6) OBP: 0.403, SLG: 0.664	K		1-3			6-3 1-2		FC3-6 1B		K		5	0	1	0	0	2	4
Jason Thompson, L (1, 3) OBP: 0.440, SLG: 0.351 Andres Galarraga, R (6, PR) OBP: 0.438, SLG: 0.609 (7, 3)	K	1-3			4-3 1B BB		FC3-6 1B 1-2f			K		2	0	0	0	1	1	0
												2	0	0	0	0	1	1
Tim Wallach, R (1, 5) OBP: 0.382, SLG: 0.515	5-3		K			1-3 2-H 1B	K		F9			5	0	1	1	0	2	1
Al Newman, S (1, 4) OBP: 0.385, SLG: 0.360	4-3		WP S CS 1B			6-3	1-2 1B			SH 1B 1B		5	1	3	0	0	0	2
Dann Bilardello, R (1, 2) OBP: 0.268, SLG: 0.361 Mike Fitzgerald, R (8, PH) OBP: 0.267, SLG: 0.552 (9, 2)	E SH1-4 1B		CS 1-H		6-3		6-3		K		SH 1B 1-2	3	0	1	0	0	0	0
												1	0	0	0	0	1	2
Jay Tibbs, R (1, 1) OBP: 0.250, SLG: 0.214 Wayne Krenchicki, L (7, PH) OBP: 0.182, SLG: 0.316 Tim Burke, R (8, 1) Herm Winningham, L (9, PH) OBP: 0.400, SLG: 0.459 (10, 8)		SH1-4 1-2			K		4-3		3-1		1-2 2-H 1B	1	0	0	0	0	1	0
												1	0	0	0	0	0	0
												0	0	0	0	0	0	0
												2	0	1	1	0	0	0
Inning Stats	R: 1 E: 1 K: 2 S: 8 H: 1 LOB: 0 BB: 0 P: 8	R: 0 E: 0 K: 1 S: 5 H: 0 LOB: 0 BB: 0 P: 5	R: 0 E: 1 K: 1 S: 6 H: 1 LOB: 3 BB: 2 P: 14	R: 0 E: 0 K: 1 S: 5 H: 1 LOB: 0 BB: 0 P: 5	R: 0 E: 0 K: 1 S: 5 H: 0 LOB: 0 BB: 0 P: 5	R: 1 E: 0 K: 1 S: 7 H: 2 LOB: 2 BB: 1 P: 11	R: 0 E: 0 K: 0 S: 4 H: 1 LOB: 2 BB: 1 P: 8	R: 0 E: 0 K: 2 S: 9 H: 2 LOB: 2 BB: 0 P: 9	R: 0 E: 0 K: 1 S: 5 H: 0 LOB: 1 BB: 1 P: 9	R: 0 E: 0 K: 2 S: 7 H: 0 LOB: 0 BB: 0 P: 7	R: 1 E: 0 K: 0 S: 3 H: 2 LOB: 2 BB: 0 P: 3	1B: 10 2B: 0 3B: 0 HR: 0 SF: 0 SAC: 2 DP: 0 HBP: 0						

PITCHER		IP	WLS	BF	H	R	ER	SO	BB	IBB	HBP	BLK	WP	HR	S	P	ERA	WHIP
Orel Hershiser, R ERA: 2.2	(1, 1)	7.0		30	6	2	1	7	4	0	0	0	1	0	40	56	1.29	1.429
Ken Howell, R ERA: 1.17	(8, 1)	3.0	L	15	4	1	1	5	1	0	0	0	0	0	24	28	3.00	1.667

PITCHER	IP	WLS	BF	H	R	ER	SO	BB	IBB	HBP	BLK	WP	HR	S	P	ERA	WHIP

BOTTOM

Los Angeles Dodgers @ Montreal Expos

Olympic Stadium, Montreal, QB

Sat May 10 1986, 3:33 AM EDT

Att. 21,241 - Unknown

livebaseballscorecards.com

AB	38
R	3
H	10
RBI	2
BB	5
SO	12
LOB	16

WP: 1	PA: 46		
PB: 0			
SB: 2			
CS: 1			

Batter	1	2	3	4	5	6	7	8	9	AB	R	H	RBI	BB	SO	LOB
Steve Sax, R (1, 4) OBP: 0.378, SLG: 0.468	K		4-3 1B		F9		1-2 2-3 1B		S 1B	5	1	3	0	0	1	0
Enos Cabell, R (1, 3) OBP: 0.305, SLG: 0.264	1B		4-3 1-2		BB		F4		K 1-2	2	1	1	0	1	0	1
Greg Brock, L (7, PH) OBP: 0.273, SLG: 0.316 (7, 3)	2B									2	0	0	0	0	1	4
Bill Madlock, R (1, 5) OBP: 0.280, SLG: 0.333	BLK 2-H 1B		2-H 1B		1-3		F4		2-H 1B	5	0	3	2	0	0	4
Mike Marshall, R (1, 9) OBP: 0.297, SLG: 0.431	K 1-2		K			K		SH5-4 BB G3 1B		4	1	1	0	0	3	2
Cesar Cedeno, R (1, 7) OBP: 0.264, SLG: 0.271	K			F4		4-3		G3 SH5-4 1-2 BB		3	0	0	0	0	1	1
Franklin Stubbs, L (8, PH) OBP: 0.297, SLG: 0.424 (8, 7)										0	0	0	0	1	0	0
Alex Trevino, R (1, 2) OBP: 0.304, SLG: 0.286		6-3		L3		K		SH5-4 1-2 2-3		3	0	0	0	0	1	0
Tom Niedenfuer, R (8, 1)										0	0	0	0	0	0	0
Reggie Williams, R (1, 8) OBP: 0.289, SLG: 0.306		K		1B			1B	G3 2-3 3-H		2	0	1	0	0	1	0
Ken Landreaux, L (7, PH) OBP: 0.311, SLG: 0.412 (7, 8)										2	0	1	1	0	0	1
Dave Anderson, R (1, 6) OBP: 0.298, SLG: 0.282		K		F9			1B 1B 1B	K		3	0	1	0	0	1	1
Mike Scioscia, L (8, PH) OBP: 0.429, SLG: 0.372 (8, 2)										1	0	0	0	0	1	1
Bob Welch, R (1, 1) OBP: 0.158, SLG: 0.278			K		F8		1-2 1B		K	2	0	0	0	0	1	0
Terry Whitfield, L (7, PH) OBP: 0.429, SLG: 0.111										1	0	1	0	0	0	0
Balvino Galvez, R (7, 1)										0	0	0	0	0	0	0
Bill Russell, R (8, 6) OBP: 0.250, SLG: 0.265										1	0	0	0	0	1	0
Inning Stats	R: 1 E: 0 K: 3 S: 11 H: 2 LOB: 1 BB: 0 P: 11	R: 0 E: 0 K: 2 S: 7 H: 0 LOB: 0 BB: 0 P: 7	R: 1 E: 0 K: 2 S: 9 H: 2 LOB: 1 BB: 0 P: 9	R: 0 E: 0 K: 0 S: 4 H: 1 LOB: 1 BB: 0 P: 4	R: 0 E: 0 K: 0 S: 3 H: 0 LOB: 1 BB: 1 P: 7	R: 0 E: 0 K: 2 S: 7 H: 0 LOB: 0 BB: 0 P: 7	R: 0 E: 0 K: 0 S: 6 H: 4 LOB: 3 BB: 0 P: 6	R: 1 E: 0 K: 1 S: 6 H: 1 LOB: 1 BB: 1 P: 10	R: 0 E: 0 K: 2 S: 8 H: 2 LOB: 2 BB: 0 P: 8	1B: 11 2B: 1 3B: 0 HR: 0	SF: 0 SAC: 1 DP: 0 HBP: 0						

TOP

Los Angeles Dodgers @ Montreal Expos

Olympic Stadium, Montreal, QB

Sun May 11 1986, 3:33 AM EDT

Att. 21,750 - Unknown

livebaseballscorecards.com

AB	36
R	3
H	12
RBI	3
BB	2
SO	12
LOB	15

PITCHER		IP	WLS	BF	H	R	ER	SO	BB	IBB	HBP	BLK	WP	HR	S	P	ERA	WHIP
Joe Hesketh, L ERA: 7.61	(1, 1)	6.0	W	24	5	2	2	9	1	0	0	1	0	0	41	45	3.00	1.000
Tim Burke, R ERA: 0.96	(7, 1)	0.1		4	4	0	0	0	0	0	0	0	0	0	4	4	0.00	12.000
Jeff Reardon, R ERA: 2.78	(7, 1)	2.2	S	11	3	1	1	3	1	0	0	0	0	0	16	20	3.38	1.500

PITCHER	IP	WLS	BF	H	R	ER	SO	BB	IBB	HBP	BLK	WP	HR	S	P	ERA	WHIP

Batter	1	2	3	4	5	6	7	8	9	AB	R	H	RBI	BB	SO	LOB
Tim Raines, S (1, 7) OBP: 0.414, SLG: 0.500	FC4-6 1B	FC5 S 1B 2-3 3-H		4-3		F6				4	0	2	1	0	0	0
Herm Winningham, L (1, 8) OBP: 0.388, SLG: 0.488	FC4-6 1-2f	K 1-2			1B 3B		F5			4	1	1	0	0	1	3
Andre Dawson, R (1, 9) OBP: 0.376, SLG: 0.617	K	FC5 2-3			K		CS BB			3	0	0	0	1	2	4
Hubie Brooks, R (1, 6) OBP: 0.400, SLG: 0.658 Al Newman, S (3, 6) OBP: 0.379, SLG: 0.357	K		F9		1B 3-H		F9 1-2			1 3	0 0	0 1	0 1	0 0	1 0	1 1
Tim Wallach, R (1, 5) OBP: 0.395, SLG: 0.530		BB 1B 1B 1B	2B		HBP			F3		3	1	2	0	0	0	0
Andres Galarraga, R (1, 3) OBP: 0.442, SLG: 0.597		BB 1B 1-2 1B 1B	G4-6-3 HBP		K			F4		3	1	1	0	0	1	2
Vance Law, R (1, 4) OBP: 0.320, SLG: 0.380		1B 1B 1-2 2-3 BB	G4-6-3 1-2f		F9			E5 FC6-4		3	1	0	0	1	0	4
Mike Fitzgerald, R (1, 2) OBP: 0.265, SLG: 0.515		1B SH1-4 1B 1-3 2-H 3-H		F8		5-3		FC6-4 1-2f		4	0	1	2	0	0	1
Joe Hesketh, R (1, 1) Jason Thompson, L (6, PH) OBP: 0.431, SLG: 0.342 Tim Burke, R (7, 1) Jeff Reardon, R (7, 1)		SH1-4 1-2		K		3-1				1 1 0 0	0 0 0 0	0 0 0 0	0 0 0 0	0 0 0 0	1 0 0 0	0 0 0 0
Inning Stats	R: 0 E: 0 K: 2 S: 8 H: 1 LOB: 1 BB: 0 P: 8	R: 3 E: 0 K: 1 S: 9 H: 4 LOB: 2 BB: 1 P: 13	R: 0 E: 0 K: 0 S: 3 H: 1 LOB: 1 BB: 0 P: 4	R: 0 E: 0 K: 1 S: 5 H: 0 LOB: 0 BB: 0 P: 5	R: 1 E: 0 K: 2 S: 9 H: 2 LOB: 2 BB: 0 P: 10	R: 0 E: 0 K: 0 S: 3 H: 0 LOB: 0 BB: 0 P: 3	R: 0 E: 0 K: 0 S: 2 H: 0 LOB: 0 BB: 1 P: 6	R: 0 E: 1 K: 0 S: 4 H: 0 LOB: 1 BB: 0 P: 4		1B: 6 2B: 1 3B: 1 HR: 0 SF: 0 SAC: 1 DP: 1 HBP: 2				WP: 0 PB: 0 SB: 1 CS: 1 PA: 35		

PITCHER		IP	WLS	BF	H	R	ER	SO	BB	IBB	HBP	BLK	WP	HR	S	P	ERA	WHIP
Bob Welch, R ERA: 2.56	(1, 1)	6.0	L	28	8	4	4	6	1	0	2	0	0	0	37	43	6.00	1.500
Balvino Galvez, R ERA:	(7, 1)	1.0		3	0	0	0	0	1	0	0	0	0	0	2	6	0.00	1.000
Tom Niedenfuer, R ERA: 3.44	(8, 1)	1.0		4	0	0	0	0	0	0	0	0	0	0	4	4	0.00	0.000

PITCHER	IP	WLS	BF	H	R	ER	SO	BB	IBB	HBP	BLK	WP	HR	S	P	ERA	WHIP

BOTTOM

Los Angeles Dodgers @ Montreal Expos

Olympic Stadium, Montreal, QB

Sun May 11 1986, 3:33 AM EDT

Att. 21,750 - Unknown

livebaseballscorecards.com

AB	30
R	4
H	8
RBI	4
BB	2
SO	6
LOB	16

Cincinnati Reds @ Montreal Expos

Olympic Stadium, Montreal, QB

Mon May 12 1986, 7:05 PM EDT

Att. 11,911 - Unknown

TOP

livebaseballscorecards.com

Batter	1	2	3	4	5	6	7	8	9	AB	R	H	RBI	BB	SO	LOB
Eddie Milner, L (1, 8) OBP: 0.392, SLG: 0.432	F8		F7		FC4-6 2-H 1B	4-3			HR	5	1	2	2	0	0	1
Pete Rose, S (1, 3) OBP: 0.268, SLG: 0.176	6-3		K		FC4-6 1B 1-2f BB		F9		G3	5	1	0	0	0	1	1
Dave Parker, L (1, 9) OBP: 0.310, SLG: 0.486	F8		K		BB BB 1-3 1B		5-3-5 1B			4	0	2	0	0	1	0
Nick Esasky, R (1, 7) OBP: 0.304, SLG: 0.354		F8		F8	BB 1-2 BB		5-3-5 1-3f			3	0	0	0	1	0	1
Dave Concepcion, R (1, 6) OBP: 0.291, SLG: 0.323		1B FC5-2 BB		F3	1-2 2-3 3-H BB			F9		2	0	0	1	2	0	0
Buddy Bell, R (1, 5) OBP: 0.291, SLG: 0.276 Ted Power, R (8, 1)		FC5-2 BB 1-3 BLK 1B		1B	F4			F8		4 0	1 0	2 0	0 0	0 0	0 0	3 0
Bo Diaz, R (1, 2) OBP: 0.344, SLG: 0.390		BLK FC5-2 1-2 BB		F9		F7		K		3	0	0	0	1	1	1
Ron Oester, S (1, 4) OBP: 0.250, SLG: 0.253		FC5-2 BLK 1-2 2-3 3-Hf			BLK SH3-4 1B BB	SH3-4 BB			F5	2	1	0	0	2	0	3
John Denny, R (1, 1) OBP: 0.200, SLG: 0.111 Joe Price, R (8, 1) Tom Runnells, S (8, 5)		F8 1-2 2-3 3-H			SH3-4 1-2	SH3-4 1-2			F7	1 0 1	0 0 0	0 0 0	0 0 0	0 0 0	0 0 0	2 0 0

Inning Stats									
	R: 0 E: 0 K: 0 S: 3	H: 0 LOB: 0 BB: 0 P: 3	R: 1 E: 0 K: 0 S: 4	H: 1 LOB: 2 BB: 2 P: 12	R: 0 E: 0 K: 2 S: 7	H: 0 LOB: 0 BB: 0 P: 7	R: 0 E: 0 K: 0 S: 4	H: 1 LOB: 1 BB: 0 P: 4	R: 2 E: 0 K: 0 S: 5	H: 2 LOB: 3 BB: 3 P: 17
	R: 0 E: 0 K: 0 S: 3	H: 0 LOB: 1 BB: 1 P: 7	R: 0 E: 0 K: 0 S: 3	H: 1 LOB: 0 BB: 0 P: 3	R: 0 E: 0 K: 1 S: 5	H: 0 LOB: 0 BB: 0 P: 5	R: 1 E: 0 K: 0 S: 4	H: 1 LOB: 0 BB: 0 P: 4	1B: 5 2B: 1 3B: 0 HR: 1	SF: 0 SAC: 2 DP: 1 HBP: 0

TOP	
AB	30
R	4
H	6
RBI	3
BB	6
SO	3
LOB	12

WP: 0 PA: 38
PB: 0
SB: 0
CS: 0

PITCHER		IP	WLS	BF	H	R	ER	SO	BB	IBB	HBP	BLK	WP	HR	S	P	ERA	WHIP
Andy McGaffigan, R ERA: 3.9	(1, 1)	6.0		28	4	3	3	2	6	0	0	2	0	0	26	50	4.50	1.667
Dan Schatzeder, L ERA: 2.08	(7, 1)	2.0		6	1	0	0	1	0	0	0	0	0	0	8	8	0.00	0.500
Bert Roberge, R ERA: 9.0	(9, 1)	1.0	L	4	1	1	1	0	0	0	0	0	0	1	4	4	9.00	1.000

PITCHER	IP	WLS	BF	H	R	ER	SO	BB	IBB	HBP	BLK	WP	HR	S	P	ERA	WHIP

Cincinnati Reds @ Montreal Expos

Olympic Stadium, Montreal, QB

Mon May 12 1986, 7:05 PM EDT

Att. 11,911 - Unknown

livebaseballscorecards.com

BOTTOM

Batter	1	2	3	4	5	6	7	8	9	AB	R	H	RBI	BB	SO	LOB
Tim Raines, S (1, 7) OBP: 0.420, SLG: 0.500	FC2-5 1B 1B		1B 1B BB		4-3 S 5-3 1B		K		4-3	4	2	2	0	1	1	0
Mitch Webster, S (1, 8) OBP: 0.345, SLG: 0.426	CS FC2-5 1-2 1B		1B 1-3 1B		4-3 1-3		F8		F7	5	0	2	0	0	0	1
Andre Dawson, R (1, 9) OBP: 0.368, SLG: 0.596	FC2-5 CS 1-2 2-3f		FC5-4 1-2 3-H 1B		5-3 3-H		1-3		F9	5	0	1	2	0	0	2
Tim Wallach, R (1, 5) OBP: 0.398, SLG: 0.524	K 1-2 2-3		FC5-4 1-2f		1B			BB BB SF7 HBP		3	1	1	0	0	1	4
Andres Galarraga, R (1, 3) OBP: 0.432, SLG: 0.571		K	K	K	F9			BB 1-2 BB		3	0	0	0	1	2	1
Vance Law, R (1, 4) OBP: 0.336, SLG: 0.389		5-3	1B 1B	1B 1B		SH5-3 1B		1-2 2-3 BB		3	0	2	0	1	0	0
Al Newman, S (1, 6) OBP: 0.375, SLG: 0.367		K	S 1-3 1B	S 1-3 1B		SH5-3 1-2		SF7 3-H		2	0	1	1	0	1	0
Dann Bilardello, R (1, 2) OBP: 0.256, SLG: 0.342 Jason Thompson, L (6, PH) OBP: 0.423, SLG: 0.333 Mike Fitzgerald, R (7, 2) OBP: 0.257, SLG: 0.500			4-3	K 1-2		K		K		2 1 1	0 0 0	0 0 0	0 0 0	0 0 0	1 1 1	2 1 2
Andy McGaffigan, R (1, 1) Dan Schatzeder, L (6, PH) OBP: 0.545, SLG: 0.800 (7, 1) Wayne Krenchicki, L (8, PH) OBP: 0.174, SLG: 0.300 Bert Roberge, R (9, 1)			K	K		K		4-3		2 1 1 0	0 0 0 0	0 0 0 0	0 0 0 0	0 0 0 0	2 1 0 0	2 1 2 0

Inning Stats																								
	R: 0	H: 2		R: 0	H: 0		R: 1	H: 2		R: 0	H: 2		R: 1	H: 2		R: 0	H: 1		R: 0	H: 0		R: 1	H: 0		R: 0	H: 0	
	E: 0	LOB: 1		E: 0	LOB: 0		E: 0	LOB: 2		E: 0	LOB: 2		E: 0	LOB: 1		E: 0	LOB: 1		E: 0	LOB: 0		E: 0	LOB: 2		E: 0	LOB: 0	
	K: 1	BB: 0		K: 2	BB: 0		K: 1	BB: 1		K: 3	BB: 0		K: 0	BB: 0		K: 2	BB: 0		K: 1	BB: 0		K: 5	BB: 2		K: 0	BB: 0	
	S: 6	P: 6		S: 7	P: 7		S: 7	P: 11		S: 11	P: 11		S: 5	P: 5		S: 8	P: 8		S: 5	P: 5		S: 5	P: 14		S: 3	P: 3	

1B: 9	SF: 1	WP: 0	PA: 39
2B: 0	SAC: 1	PB: 0	
3B: 0	DP: 0	SB: 2	
HR: 0	HBP: 1	CS: 2	

	AB	33
	R	3
	H	9
	RBI	3
	BB	3
	SO	11
	LOB	18

PITCHER		IP	WLS	BF	H	R	ER	SO	BB	IBB	HBP	BLK	WP	HR	S	P	ERA	WHIP
John Denny, R ERA: 5.31	(1, 1)	7.0		33	9	3	3	10	3	0	1	0	0	0	49	62	3.86	1.714
Joe Price, L ERA: 3.0	(8, 1)	0.1		1	0	0	0	0	0	0	0	0	0	0	1	1	0.00	0.000
Ted Power, R ERA: 6.39	(8, 1)	1.2	W	5	0	0	0	1	0	0	0	0	0	0	7	7	0.00	0.000

PITCHER		IP	WLS	BF	H	R	ER	SO	BB	IBB	HBP	BLK	WP	HR	S	P	ERA	WHIP

Cincinnati Reds @ Montreal Expos

Olympic Stadium, Montreal, QB

Tue May 13 1986, 3:33 AM EDT

Att. 9,790 - Unknown

TOP

livebaseballscorecards.com

Batter	1	2	3	4	5	6	7	8	9	AB	R	H	RBI	BB	SO	LOB
Eddie Milner, L (1, 8) OBP: 0.370, SLG: 0.404	4-3		4-3		3-1	4-3			L3	3	0	0	0	0	0	0
Tracy Jones, R (6, PH) OBP: 0.340, SLG: 0.293										2	0	0	0	0	0	2
(6, 8)																
(7, 7)																
Pete Rose, S (1, 3) OBP: 0.250, SLG: 0.162	K		K		5-3		5-3		K	3	0	0	0	0	2	0
Tony Perez, R (7, PH) OBP: 0.273, SLG: 0.111										1	0	0	0	0	0	0
Eric Davis, R (7, 8) OBP: 0.272, SLG: 0.319										1	0	0	0	0	1	0
Dave Parker, L (1, 9) OBP: 0.325, SLG: 0.504	1B		G3		2B		L1-6 BB			4	0	3	0	0	0	0
Nick Esasky, R (1, 7) OBP: 0.337, SLG: 0.373	1-2 1B			BB 1B	BB		1-2 BB			2	1	2	0	2	0	0
(7, 3)																
Dave Concepcion, R (1, 6) OBP: 0.290, SLG: 0.313	F3			1B SF9 1-2 BB	F8		L1-6 2-3			3	1	0	0	1	0	6
Buddy Bell, R (1, 5) OBP: 0.300, SLG: 0.278		6-3		FC6-4 1-3 2-H 1B		1B BB		F3		3	0	1	1	1	0	0
Bo Diaz, R (1, 2) OBP: 0.340, SLG: 0.400		2B		SF9 3-H		F7		4-3		3	0	1	1	0	0	1
Ron Oester, S (1, 4) OBP: 0.250, SLG: 0.253		K		FC6-4 FC6-4 1-2f		1-3 SH3-1-4 1B		K		4	0	1	0	0	2	2
Mario Soto, R (1, 1) OBP: 0.083, SLG: 0.083		K		FC6-4 1-2f		1-2 SH3-1-4			G3	2	0	0	0	0	1	2
Ted Power, R (8, 1)										0	0	0	0	0	0	0
Max Venable, L (9, PH) OBP: 0.250, SLG: 0.348										1	0	0	0	0	0	0

Inning Stats	1	2	3	4	5	6	7	8	9
R:	0	0	0	2	0	0	0	0	0
E:	0	0	0	0	0	0	0	0	0
K:	1	2	1	0	0	0	0	1	1
S:	7	8	5	5	4	4	3	5	5
H:	2	1	0	2	1	1	1	0	0
LOB:	2	1	0	1	2	1	1	0	0
BB:	0	0	0	1	1	1	1	0	0
P:	7	8	5	9	8	8	7	5	5

1B:	6	SF:	1	WP:	0	PA:	38
2B:	3	SAC:	1	PB:	0		
3B:	0	DP:	1	SB:	0		
HR:	0	HBP:	0	CS:	0		

AB	32
R	2
H	8
RBI	2
BB	4
SO	6
LOB	13

PITCHER	IP	WLS	BF	H	R	ER	SO	BB	IBB	HBP	BLK	WP	HR	S	P	ERA	WHIP
Floyd Youmans, R (1, 1) ERA: 5.71	5.1	W	26	7	2	2	4	3	0	0	0	0	0	31	43	3.38	1.875
Dan Schatzeder, L (6, 1) ERA: 2.0	1.0		4	1	0	0	0	0	0	0	0	0	0	4	4	0.00	1.000
Tim Burke, R (7, 1) ERA: 0.94	0.2		2	0	0	0	0	1	0	0	0	0	0	1	5	0.00	1.500
Jeff Reardon, R (8, 1) ERA: 2.55	2.0	S	6	0	0	0	2	0	0	0	0	0	0	10	10	0.00	0.000

PITCHER	IP	WLS	BF	H	R	ER	SO	BB	IBB	HBP	BLK	WP	HR	S	P	ERA	WHIP

Batter	1	2	3	4	5	6	7	8	9	AB	R	H	RBI	BB	SO	LOB
Tim Raines, S (1, 7) OBP: 0.423, SLG: 0.496	6-3		F9 S 1B		K		BB			3	0	1	0	1	1	1
Mitch Webster, S (1, 8) (8, 9) OBP: 0.342, SLG: 0.419	F8		F9 1-3		S 1B 1-3 1B		F8			4	1	1	0	0	0	3
Andre Dawson, R (1, 9) OBP: 0.364, SLG: 0.583	K		K				G3			4	0	1	2	0	2	3
Jeff Reardon, R (8, 1)					1-H 3-H 1B					0	0	0	0	0	0	0
Wayne Krenchicki, L (1, 5) OBP: 0.154, SLG: 0.261		G3	G3		K			F9		3	0	0	0	0	1	2
Dan Schatzeder, L (6, 1) OBP: 0.545, SLG: 0.800										0	0	0	0	0	0	0
Tim Burke, R (7, 1)										0	0	0	0	0	0	0
Herm Winningham, L (8, 8) OBP: 0.380, SLG: 0.476										1	0	0	0	0	0	0
Andres Galarraga, R (1, 3) OBP: 0.435, SLG: 0.568		1B S 4-3 1B		K		1-3		E5 1B 1B		4	2	2	0	0	1	0
Vance Law, R (1, 4) OBP: 0.342, SLG: 0.394		E 1-3 1B		K		F9		1B 2-H 1B		4	0	2	1	0	1	0
Al Newman, S (1, 6) OBP: 0.361, SLG: 0.353		4-3 1-3 3-H		F5		6-3		2-3 1B		4	0	1	1	0	0	1
Mike Fitzgerald, R (1, 2) OBP: 0.308, SLG: 0.500		IBB			F3		WP 1B	G6-3 BB		2	0	1	0	2	0	0
Floyd Youmans, R (1, 1) OBP: 0.182, SLG: 0.100		K			1B 1B		6-3 1-2	G6-3 1-2f		2	1	1	0	0	1	2
Tim Wallach, R (6, 5) OBP: 0.392, SLG: 0.514										2	0	0	0	0	0	4
Inning Stats	R: 0 E: 0 K: 1 S: 5 H: 0 LOB: 0 BB: 0 P: 5	R: 1 E: 1 K: 1 S: 7 H: 2 LOB: 2 BB: 1 P: 11	R: 0 E: 0 K: 1 S: 6 H: 1 LOB: 1 BB: 0 P: 6	R: 0 E: 0 K: 2 S: 7 H: 0 LOB: 0 BB: 0 P: 7	R: 2 E: 0 K: 2 S: 10 H: 3 LOB: 1 BB: 0 P: 10	R: 0 E: 0 K: 0 S: 3 H: 0 LOB: 0 BB: 0 P: 3	R: 0 E: 0 K: 0 S: 4 H: 1 LOB: 2 BB: 1 P: 8	R: 1 E: 1 K: 0 S: 5 H: 3 LOB: 2 BB: 1 P: 9		1B: 10 2B: 0 3B: 0 HR: 0	SF: 0 SAC: 0 DP: 1 HBP: 0						

PITCHER		IP	WLS	BF	H	R	ER	SO	BB	IBB	HBP	BLK	WP	HR	S	P	ERA	WHIP
Mario Soto, R ERA: 4.35	(1, 1)	7.1	L	35	10	4	4	7	2	1	0	0	1	0	46	58	4.91	1.636
Ted Power, R ERA: 6.08	(8, 1)	0.2		1	0	0	0	0	0	0	0	0	0	0	1	1	0.00	0.000

PITCHER	IP	WLS	BF	H	R	ER	SO	BB	IBB	HBP	BLK	WP	HR	S	P	ERA	WHIP

Cincinnati Reds @ Montreal Expos

Olympic Stadium, Montreal, QB

Tue May 13 1986, 3:33 AM EDT

Att. 9,790 - Unknown

BOTTOM

livebaseballscorecards.com

AB	33
R	4
H	10
RBI	4
BB	3
SO	7
LOB	16

1B: 10	SF: 0	WP: 1	PA: 36
2B: 0	SAC: 0	PB: 0	
3B: 0	DP: 1	SB: 3	
HR: 0	HBP: 0	CS: 0	

Atlanta Braves @ Montreal Expos

Olympic Stadium, Montreal, QB

Wed May 14 1986, 7:05 PM EDT

Att. 11,206 - Unknown

TOP

livebaseballscorecards.com

Batter	1	2	3	4	5	6	7	8	9	AB	R	H	RBI	BB	SO	LOB
Claudell Washington, L (1, 9) OBP: 0.303, SLG: 0.490	2-3		5-3		5-3			K	F7	5	0	0	0	0	1	4
Rafael Ramirez, R (1, 6) (7, 5) OBP: 0.293, SLG: 0.372	L4		5-3			S 1B		1B	L8	5	0	2	0	0	0	3
Dale Murphy, R (1, 8) OBP: 0.383, SLG: 0.568	K		K			K		L9		4	0	0	0	0	3	2
Bob Horner, R (1, 3) OBP: 0.288, SLG: 0.400		5-3		CS 1B		L8		K		4	0	1	0	0	1	2
Terry Harper, R (1, 7) OBP: 0.308, SLG: 0.313		1B S 1B 1B		3-1 1-2		K 1-2			F3	4	1	1	0	0	1	2
Ken Oberkfell, L (1, 5) (7, 4) OBP: 0.411, SLG: 0.360		1B 1B 1-3 1B	5-3				4-3		BB 1B 1B	3	1	1	0	1	0	0
Ozzie Virgil, R (1, 2) OBP: 0.264, SLG: 0.333 Andres Thomas, R (7, PR) (7, 6) OBP: 0.404, SLG: 0.533	K				BB 9-5		1B		1B 1B 1-2	2	0	1	0	1	1	2
										1	0	1	0	0	0	0
Glenn Hubbard, R (1, 4) OBP: 0.360, SLG: 0.396 Ted Simmons, S (7, PH) (7, 2) OBP: 0.314, SLG: 0.258 Bill Sample, R (9, PR) OBP: 0.317, SLG: 0.359	1B 1-2 3-H 1B				BB 1-2		K		1B 1-2 2-H 1B	1	0	1	1	1	0	0
										2	0	1	1	0	1	1
										0	0	0	0	0	0	0
Zane Smith, L (1, 1) OBP: 0.083, SLG: 0.083 Chris Chambliss, L (7, PH) OBP: 0.571, SLG: 0.609 Gene Garber, R (7, 1) Omar Moreno, L (9, PH) OBP: 0.317, SLG: 0.459		1B 1-2 2-H 1B			9-5 2-3f		K		1B 1-2 2-3 1B	2	0	1	0	0	0	2
										1	0	0	0	0	1	1
										0	0	0	0	0	0	0
										1	0	1	0	0	0	0
Inning Stats	R: 0 E: 0 K: 1 S: 5 H: 0 LOB: 0 BB: 0 P: 5	R: 1 E: 0 K: 1 S: 8 H: 4 LOB: 2 BB: 0 P: 8	R: 0 E: 0 K: 1 S: 5 H: 0 LOB: 0 BB: 0 P: 5	R: 0 E: 0 K: 0 S: 3 H: 1 LOB: 0 BB: 0 P: 3	R: 0 E: 0 K: 0 S: 2 H: 0 LOB: 1 BB: 2 P: 10	R: 0 E: 0 K: 2 S: 8 H: 1 LOB: 1 BB: 0 P: 8	R: 0 E: 0 K: 2 S: 8 H: 1 LOB: 1 BB: 0 P: 8	R: 0 E: 0 K: 2 S: 8 H: 1 LOB: 1 BB: 0 P: 8	R: 1 E: 0 K: 0 S: 6 H: 3 LOB: 3 BB: 1 P: 10	1B: 11 2B: 1 3B: 0 HR: 0	SF: 0 SAC: 0 DP: 1 HBP: 0					

AB	35
R	2
H	11
RBI	2
BB	3
SO	9
LOB	19

WP: 0 PB: 0 SB: 2 CS: 1 PA: 38

PITCHER		IP	WLS	BF	H	R	ER	SO	BB	IBB	HBP	BLK	WP	HR	S	P	ERA	WHIP
Bryn Smith, R ERA: 3.93	(1, 1)	7.0	W	27	7	1	1	7	2	0	0	0	0	0	39	47	1.29	1.286
Jeff Reardon, R ERA: 2.7	(8, 1)	2.0	S	11	4	1	1	2	1	0	0	0	0	0	14	18	4.50	2.500

PITCHER	IP	WLS	BF	H	R	ER	SO	BB	IBB	HBP	BLK	WP	HR	S	P	ERA	WHIP

Batter	1	2	3	4	5	6	7	8	9	AB	R	H	RBI	BB	SO	LOB
Tim Raines, S (1, 7) OBP: 0.418, SLG: 0.484	5-3	1-3			BB FC3-6			G3		3	0	0	0	1	0	0
Mitch Webster, S (1, 8) OBP: 0.339, SLG: 0.413	1B CS		6-3		FC3-6 S 1-2f			B3		4	0	1	0	0	0	1
Herm Winningham, L (9, 8) OBP: 0.380, SLG: 0.476										0	0	0	0	0	0	0
Andre Dawson, R (1, 9) OBP: 0.369, SLG: 0.604	BB 1B S 1-2		6-3		5-3 1-2			HR		3	2	1	1	1	0	1
Hubie Brooks, R (1, 6) OBP: 0.403, SLG: 0.652	1B S 2B 1-3		1B			5-3		K		4	1	2	0	0	1	0
Tim Wallach, R (1, 5) OBP: 0.390, SLG: 0.519	2B 1-H 3-H		6-3			3-1				3	0	1	1	0	0	1
Andres Galarraga, R (1, 3) OBP: 0.432, SLG: 0.553	BB FC5-4			F4		G1				2	0	0	0	1	0	0
Vance Law, R (1, 4) OBP: 0.333, SLG: 0.382	FC5-4 1-2f			F3		6-3				3	0	0	0	0	0	2
Mike Fitzgerald, R (1, 2) OBP: 0.286, SLG: 0.462		4-3		K		K				3	0	0	0	0	2	0
Bryn Smith, R (1, 1)		4-3			K	K				2	0	0	0	0	1	0
Jason Thompson, L (7, PH) OBP: 0.415, SLG: 0.325										1	0	0	0	0	1	0
Jeff Reardon, R (8, 1)										0	0	0	0	0	0	0
Inning Stats	R: 2 E: 0 K: 0 S: 5 H: 3 LOB: 2 BB: 2 P: 13	R: 0 E: 0 K: 0 S: 3 H: 0 LOB: 0 BB: 0 P: 3	R: 0 E: 0 K: 0 S: 4 H: 1 LOB: 1 BB: 0 P: 4	R: 0 E: 0 K: 1 S: 5 H: 0 LOB: 0 BB: 0 P: 5	R: 0 E: 0 K: 1 S: 5 H: 0 LOB: 1 BB: 1 P: 9	R: 0 E: 0 K: 0 S: 3 H: 0 LOB: 0 BB: 0 P: 3	R: 0 E: 0 K: 2 S: 7 H: 0 LOB: 0 BB: 0 P: 7	R: 1 E: 0 K: 1 S: 6 H: 1 LOB: 0 BB: 0 P: 6		1B: 3 2B: 1 3B: 0 HR: 1 SF: 0 SAC: 0 DP: 0 HBP: 0						

PITCHER		IP	WLS	BF	H	R	ER	SO	BB	IBB	HBP	BLK	WP	HR	S	P	ERA	WHIP
Zane Smith, L ERA: 2.4	(1, 1)	6.0	L	24	4	2	2	2	3	0	0	0	0	0	25	37	3.00	1.167
Gene Garber, R ERA: 2.4	(7, 1)	2.0		7	1	1	1	3	0	0	0	0	0	1	13	13	4.50	0.500

PITCHER	IP	WLS	BF	H	R	ER	SO	BB	IBB	HBP	BLK	WP	HR	S	P	ERA	WHIP

BOTTOM

Atlanta Braves @ Montreal Expos

Olympic Stadium, Montreal, QB

Wed May 14 1986, 7:05 PM EDT

Att. 11,206 - Unknown

livebaseballscorecards.com

AB	28
R	3
H	5
RBI	2
BB	3
SO	5
LOB	5

Batter	1	2	3	4	5	6	7	8	9	10	AB	R	H	RBI	BB	SO	LOB
Omar Moreno, L (1, 8) OBP: 0.304, SLG: 0.415	4-3	F6			L8			G3	IBB		4	0	0	0	1	0	1
Rafael Ramirez, R (1, 6) (9, 5) OBP: 0.289, SLG: 0.365	1B E PB 1B	5-3 1-2			L5			6-3	1-3		5	1	1	0	0	0	3
Dale Murphy, R (1, 9) OBP: 0.391, SLG: 0.566	5-3 1-3 E 1B	K			6-3			BB		BB HR 1B	4	2	2	0	1	1	1
Bob Horner, R (1, 3) OBP: 0.285, SLG: 0.386	5-3 1-2		6-3			F3		F9		1-2 HR BB	4	1	0	0	1	0	3
Terry Harper, R (1, 7) OBP: 0.303, SLG: 0.301	E BB		4-3			F8			G3	F9	4	0	0	0	1	0	2
Ken Oberkfell, L (1, 5) (9, 4) OBP: 0.411, SLG: 0.394	E6 1-3 2-H 3-H		1-3			K			BB E FC4-6 1B	1-H 2-H HR	5	2	2	3	0	1	1
Ozzie Virgil, R (1, 2) OBP: 0.260, SLG: 0.317	BB			F9		1-3			E4 BB E 1-2	F9	4	1	0	0	1	0	1
Glenn Hubbard, R (1, 4) OBP: 0.350, SLG: 0.384 Chris Chambliss, L (9, PH) OBP: 0.586, SLG: 0.609 Andres Thomas, R (9, PR) OBP: 0.396, SLG: 0.522 (9, 6)	F7			K		6-3			FC4-6 BB 1-2 2-3	6-3	3 0 1	0 0 0	0 0 0	0 0 0	0 1 0	1 0 0	3 0 0
David Palmer, R (1, 1) OBP: 0.059, SLG: 0.059 Craig McMurtry, R (6, 1) Gene Garber, R (8, 1) Ted Simmons, S (9, PH) OBP: 0.306, SLG: 0.250 Bruce Sutter, R (9, 1) Jeff Dedmon, L (10, 1) OBP: 1.000, SLG: 1.000		5-3 1B		F8		K			FC4-6 1-2f 2-H 3-H		2 1 0 1 0 0	0 0 0 0 0 0	1 0 0 1 0 0	0 0 0 0 0 0	0 1 0 0 0 0	0 0 0 1 0 0	0 0 0 1 0 0

Atlanta Braves @ Montreal Expos

Olympic Stadium, Montreal, QB

Thu May 15 1986, 3:33 AM EDT

Att. 11,862 - Unknown

TOP

livebaseballscorecards.com

AB	38
R	7
H	6
RBI	4
BB	6
SO	4
LOB	16

Inning Stats	1	2	3	4	5	6	7	8	9	10	1B	SF	WP	PA
	R: 2 E: 1 K: 0 S: 6	H: 2 LOB: 3 BB: 2 P: 14	R: 0 E: 0 K: 1 S: 6	H: 1 LOB: 1 BB: 0 P: 6	R: 0 E: 0 K: 0 S: 3	H: 0 LOB: 0 BB: 0 P: 3	R: 0 E: 0 K: 0 S: 5	H: 0 LOB: 0 BB: 0 P: 5	R: 0 E: 0 K: 1 S: 5	H: 0 LOB: 0 BB: 0 P: 5	R: 0 E: 0 K: 1 S: 5	H: 0 LOB: 0 BB: 0 P: 5	R: 0 E: 0 K: 0 S: 3	H: 0 LOB: 1 BB: 1 P: 7	R: 2 E: 2 K: 0 S: 5	H: 1 LOB: 2 BB: 2 P: 13	R: 3 E: 0 K: 0 S: 5	H: 2 LOB: 0 BB: 1 P: 9	1B: 5 2B: 0 3B: 0 HR: 1	SF: 0 SAC: 0 DP: 0 HBP: 0	WP: 0 PB: 1 SB: 0 CS: 0	PA: 44

PITCHER		IP	WLS	BF	H	R	ER	SO	BB	IBB	HBP	BLK	WP	HR	S	P	ERA	WHIP
Jay Tibbs, R ERA: 1.61	(1, 1)	7.0		27	3	2	0	4	2	0	0	0	0	0	33	41	0.00	0.714
Tim Burke, R ERA: 0.88	(8, 1)	2.0		11	1	2	0	0	2	1	0	0	0	0	8	20	0.00	1.500
Dan Schatzeder, L ERA: 2.89	(10, 1)	1.0	L	6	2	3	3	0	1	0	0	0	0	1	5	9	27.00	3.000

PITCHER	IP	WLS	BF	H	R	ER	SO	BB	IBB	HBP	BLK	WP	HR	S	P	ERA	WHIP

Batter	1	2	3	4	5	6	7	8	9	10	AB	R	H	RBI	BB	SO	LOB
Tim Raines, S (1, 7) OBP: 0.417, SLG: 0.492	0-0 FC1-5-2 3B		0-0 G3		0-0 G6-4-3 1-2f			4-0 G3 S 1B BB	0-0 F9		4	1	1	0	1	0	3
Mitch Webster, S (1, 9) OBP: 0.349, SLG: 0.420	0-0 FC1-5-2 S SF9 3-H		4-0 CS BB			4-0 BB BB		0-0 G3 1-3	0-0 1-H 2-H 2B		3	1	1	2	2	0	2
Herm Winningham, L (1, 8) OBP: 0.400, SLG: 0.455	4-0 SF9 S BB		4-0 S 1-2 BB			4-0 FC6-4 1-2 BB		0-0 F6	0-0 F8		2	0	0	0	3	0	2
Hubie Brooks, R (1, 6) OBP: 0.403, SLG: 0.647	0-0 SF9 1-3 2-H		0-3 K 1-2			0-3 K		0-0 BB 3-H 1B		0-0 FC5-4 1B	4	0	2	2	0	2	3
Tim Wallach, R (1, 5) OBP: 0.383, SLG: 0.500	0-0 6-3			0-0 G3		0-0 F7		4-0 FC6-4 1-2 BB		0-0 FC5-4 1-2f FC6-4	4	0	0	0	1	0	4
Andres Galarraga, R (1, 3) OBP: 0.419, SLG: 0.525		4-0 S BB		0-3 K		0-0 FC6-4 1-2f		0-0 FC6-4 1-2f		0-0 F8	4	0	0	0	1	1	5
Al Newman, S (1, 4) OBP: 0.341, SLG: 0.333		0-3 K		0-0 4-3			0-0 F8		0-0 1B 2B 1B	0-0 FC6-4 1-2f	5	1	1	0	0	1	2
Dann Bilardello, R (1, 2) OBP: 0.244, SLG: 0.325	0-0 F7 1-2				0-0 5-3		0-3 K		0-0 F8		2	0	0	0	0	0	1
Jason Thompson, L (7, PH) OBP: 0.407, SLG: 0.317											1	0	0	0	0	1	0
Mike Fitzgerald, R (8, 2) OBP: 0.279, SLG: 0.450											1	0	0	0	0	0	1
Jay Tibbs, R (1, 1) OBP: 0.278, SLG: 0.250	0-3 K				0-0 G6-4-3 1B		0-0 4-3		0-0 1-2 2B 1B		2	0	1	0	0	1	1
Wayne Krenchicki, L (7, PH) OBP: 0.148, SLG: 0.250											1	0	0	0	0	0	0
Tim Burke, R (8, 1)											0	0	0	0	0	0	0
Andre Dawson, R (9, PH) OBP: 0.374, SLG: 0.607											1	1	1	0	0	0	0
Dan Schatzeder, L (10, 1) OBP: 0.545, SLG: 0.800											0	0	0	0	0	0	0
Inning Stats	R: 1 H: 1 E: 0 LOB: 1 K: 0 BB: 1 S: 4 P: 8	R: 0 H: 0 E: 0 LOB: 1 K: 2 BB: 1 S: 7 P: 11	R: 0 H: 0 E: 0 LOB: 1 K: 1 BB: 2 S: 4 P: 12	R: 0 H: 0 E: 0 LOB: 0 K: 1 BB: 0 S: 5 P: 5	R: 0 H: 1 E: 0 LOB: 0 K: 0 BB: 0 S: 3 P: 3	R: 0 H: 0 E: 0 LOB: 2 K: 1 BB: 2 S: 5 P: 13	R: 0 H: 0 E: 0 LOB: 0 K: 1 BB: 0 S: 5 P: 5	R: 1 H: 1 E: 0 LOB: 2 K: 0 BB: 2 S: 4 P: 12	R: 2 H: 3 E: 0 LOB: 1 K: 0 BB: 0 S: 6 P: 6	R: 0 H: 1 E: 0 LOB: 1 K: 0 BB: 0 S: 4 P: 4	1B: 5 SF: 1 2B: 1 SAC: 0 3B: 1 DP: 1 HR: 0 HBP: 0						

PITCHER		IP	WLS	BF	H	R	ER	SO	BB	IBB	HBP	BLK	WP	HR	S	P	ERA	WHIP
David Palmer, R ERA: 2.26	(1, 1)	5.0		19	2	1	1	4	4	0	0	0	0	0	23	39	1.80	1.200
Craig McMurtry, R ERA: 4.58	(6, 1)	2.2		13	1	1	1	2	4	0	0	0	0	0	13	29	3.38	1.875
Gene Garber, R ERA: 2.35	(8, 1)	0.1		1	0	0	0	0	0	0	0	0	0	0	1	1	0.00	0.000
Bruce Sutter, R ERA: 3.52	(9, 1)	1.0	W	6	3	2	2	0	0	0	0	0	0	0	6	6	18.00	3.000
Jeff Dedmon, R ERA: 5.27	(10, 1)	1.0	S	4	1	0	0	0	0	0	0	0	0	0	4	4	0.00	1.000

PITCHER	IP	WLS	BF	H	R	ER	SO	BB	IBB	HBP	BLK	WP	HR	S	P	ERA	WHIP

Atlanta Braves @ Montreal Expos

Olympic Stadium, Montreal, QB

Thu May 15 1986, 3:33 AM EDT
Att. 11,862 - Unknown

BOTTOM

livebaseballscorecards.com

AB	34
R	4
H	7
RBI	4
BB	8
SO	6
LOB	24

WP: 0 PA: 43
PB: 0
SB: 5
CS: 1

Montreal Expos @ San Diego Padres

Jack Murphy Stadium, San Diego, CA

Fri May 16 1986, 10:05 PM EDT

Att. 17,870 - Unknown

TOP

livebaseballscorecards.com

Batter	1	2	3	4	5	6	7	8	9	AB	R	H	RBI	BB	SO	LOB
Tim Raines, S (1, 7) OBP: 0.419, SLG: 0.492	FC4-6 1B		F8			K		CS 1B		4	0	2	0	0	1	0
Mitch Webster, S (1, 8) OBP: 0.346, SLG: 0.440	FC4-6 1-2f			B1-3			HR	G3 1-2		4	1	1	1	0	0	2
Jeff Reardon, R (8, 1)										0	0	0	0	0	0	0
Andre Dawson, R (1, 9) OBP: 0.362, SLG: 0.586	F7			F8			6-3		F3	4	0	0	0	0	0	1
Hubie Brooks, R (1, 6) OBP: 0.406, SLG: 0.664	F8			6-3			1B HBP		HR	3	1	1	1	0	0	1
Tim Wallach, R (1, 5) OBP: 0.379, SLG: 0.491		F8			F8		1-3 1B		F3	4	0	1	0	0	0	0
Andres Galarraga, R (1, 3) OBP: 0.412, SLG: 0.506		1-3			F8		G4-6-3 IBB		F8	3	0	0	0	1	0	0
Vance Law, R (1, 4) OBP: 0.325, SLG: 0.371		F8			K		G4-6-3 1-2f			3	0	0	0	0	1	3
Mike Fitzgerald, R (1, 2) OBP: 0.283, SLG: 0.512			6-3			F8		HR		3	1	1	1	0	0	0
Joe Hesketh, R (1, 1)			6-3			2-3		4-3		2	0	0	0	0	0	0
Herm Winningham, L (8, PH) OBP: 0.393, SLG: 0.444 (8, 8)										1	0	0	0	0	0	0
Inning Stats	R: 0 E: 0 K: 0 S: 4 / H: 1 LOB: 1 BB: 0 P: 4	R: 0 E: 0 K: 0 S: 3 / H: 0 LOB: 0 BB: 0 P: 3	R: 0 E: 0 K: 0 S: 3 / H: 0 LOB: 0 BB: 0 P: 3	R: 0 E: 0 K: 0 S: 3 / H: 0 LOB: 0 BB: 0 P: 3	R: 0 E: 0 K: 1 S: 5 / H: 0 LOB: 0 BB: 0 P: 5	R: 0 E: 0 K: 1 S: 5 / H: 0 LOB: 0 BB: 0 P: 5	R: 1 E: 0 K: 0 S: 4 / H: 2 LOB: 2 BB: 1 P: 9	R: 1 E: 0 K: 0 S: 4 / H: 2 LOB: 0 BB: 0 P: 4	R: 1 E: 0 K: 0 S: 4 / H: 1 LOB: 0 BB: 0 P: 4	1B: 3 2B: 0 3B: 0 HR: 3 / SF: 0 SAC: 0 DP: 1 HBP: 1							

AB	31
R	3
H	6
RBI	3
BB	1
SO	2
LOB	7

WP: 0 PB: 0 SB: 0 CS: 1 — PA: 33

PITCHER		IP	WLS	BF	H	R	ER	SO	BB	IBB	HBP	BLK	WP	HR	S	P	ERA	WHIP
Andy Hawkins, R ERA: 3.86	(1, 1)	7.1	L	28	5	2	2	2	0	1	1	0	0	2	30	35	2.46	0.682
Craig Lefferts, L ERA: 2.42	(8, 1)	0.2		1	0	0	0	0	0	0	0	0	0	0	1	1	0.00	0.000
Lance McCullers, R ERA: 1.37	(9, 1)	1.0		4	1	1	1	0	0	0	0	0	0	1	4	4	9.00	1.000

PITCHER	IP	WLS	BF	H	R	ER	SO	BB	IBB	HBP	BLK	WP	HR	S	P	ERA	WHIP

Montreal Expos @ San Diego Padres

Jack Murphy Stadium, San Diego, CA

Fri May 16 1986, 10:05 PM EDT

Att. 17,870 - Unknown

BOTTOM

Batter	1	2	3	4	5	6	7	8	9	AB	R	H	RBI	BB	SO	LOB
Bip Roberts, S (1, 4) OBP: 0.283, SLG: 0.298	0-0 ① 1-3		0-3 ② K		0-0 ① F9		BBB 4-0 E S BB		0-0 ③ F9	3	0	0	0	1	1	0
Tim Flannery, L (9, PH) OBP: 0.350, SLG: 0.375										1	0	0	0	0	0	0
Garry Templeton, S (1, 6) OBP: 0.258, SLG: 0.217	0-0 ② 6-3		0-0 1B		SSS 0-0 1-3 1B		SSS 0-3 ③ K 1-3			4	0	2	0	0	1	1
Tony Gwynn, L (1, 9) OBP: 0.399, SLG: 0.507	BBBB 4-0 1B BB		0-0 ③ G4-1		0-0 ② 1-3 1-2			0-0 S 1B		3	0	1	0	1	0	2
Steve Garvey, R (1, 3) OBP: 0.266, SLG: 0.436	0-0 1-3 1B			0-0 HR	0-0 ③ F7			0-0 ① F3		4	1	2	1	0	0	2
Kevin McReynolds, R (1, 8) OBP: 0.362, SLG: 0.431	0-0 ③ F8			0-0 6-3 1B		0-0 ① F4		SSS 0-3 ② K 1-2		4	0	1	0	0	1	3
Carmelo Martinez, R (1, 7) OBP: 0.342, SLG: 0.412		BBB 4-0 G5-4-3 BB		0-0 ① 6-3 1-2		SSS 0-3 ② K		0-0 ③ 5-3		3	0	0	0	1	1	2
Lance McCullers, S (9, 1)										0	0	0	0	0	0	0
Terry Kennedy, L (1, 2) OBP: 0.331, SLG: 0.409		0-0 ① F6		0-0 ② 1-3		0-0 ③ 4-3			0-0 ① F8	4	0	0	0	0	0	2
Jerry Royster, R (1, 5) OBP: 0.306, SLG: 0.357		0-0 ② ③ G5-4-3 1-2f		4-0 IBB			0-0 ① F9		0-0 HR	2	0	0	0	1	0	1
Graig Nettles, L (9, PH) OBP: 0.278, SLG: 0.342										1	1	1	1	0	0	0
Andy Hawkins, R (1, 1) OBP: 0.176, SLG: 0.176			SSS 0-3 ① K	0-0 ③ 5-3			SSS 0-3 ② K		0-0 ② F9	3	0	0	0	0	2	2
Craig Lefferts, L (8, 1) OBP: 1.000, SLG: 4.000										0	0	0	0	0	0	0
Dane Iorg, L (9, 7) OBP: 0.222, SLG: 0.407										1	0	0	0	0	0	0
Inning Stats	R: 0 E: 0 K: 0 S: 4 H: 1 LOB: 2 BB: 1 P: 8	R: 0 E: 0 K: 0 S: 2 H: 0 LOB: 0 BB: 1 P: 6	R: 0 E: 0 K: 2 S: 8 H: 1 LOB: 1 BB: 0 P: 8	R: 1 E: 0 K: 0 S: 5 H: 2 LOB: 2 BB: 1 P: 9	R: 0 E: 0 K: 0 S: 4 H: 1 LOB: 1 BB: 0 P: 4	R: 0 E: 0 K: 1 S: 5 H: 0 LOB: 0 BB: 0 P: 5	R: 0 E: 0 K: 2 S: 7 H: 0 LOB: 1 BB: 1 P: 11	R: 0 E: 0 K: 1 S: 6 H: 1 LOB: 1 BB: 0 P: 6	R: 1 E: 0 K: 0 S: 4 H: 1 LOB: 0 BB: 0 P: 4	1B: 5 2B: 0 3B: 0 HR: 2	SF: 0 SAC: 0 DP: 1 HBP: 0						

	AB	33
	R	2
	H	7
	RBI	2
	BB	4
	SO	6
	LOB	15

WP: 0 PB: 0 SB: 2 CS: 0 PA: 37

livebaseballscorecards.com

PITCHER		IP	WLS	BF	H	R	ER	SO	BB	IBB	HBP	BLK	WP	HR	S	P	ERA	WHIP
Joe Hesketh, L ERA: 6.16	(1, 1)	7.0	W	29	5	1	1	5	3	1	0	0	0	1	35	51	1.29	1.143
Jeff Reardon, R ERA: 2.83	(8, 1)	2.0	S	8	2	1	1	1	0	0	0	0	0	1	10	10	4.50	1.000

PITCHER	IP	WLS	BF	H	R	ER	SO	BB	IBB	HBP	BLK	WP	HR	S	P	ERA	WHIP

Montreal Expos @ San Diego Padres

Jack Murphy Stadium, San Diego, CA

Sat May 17 1986, 10:05 PM EDT

Att. 54,366 - Unknown

TOP

livebaseballscorecards.com

Batter	1	2	3	4	5	6	7	8	9	AB	R	H	RBI	BB	SO	LOB
Tim Raines, S (1, 7) OBP: 0.413, SLG: 0.504	F9		4-3			HR	F5		K	5	1	1	1	0	1	4
Mitch Webster, S (1, 8) OBP: 0.336, SLG: 0.425	L6			F8		K		F4		4	0	0	0	0	1	0
Andre Dawson, R (1, 9) OBP: 0.351, SLG: 0.565	F9			6-3		6-3		F9		4	0	0	0	0	0	0
Hubie Brooks, R (1, 6) OBP: 0.415, SLG: 0.690		K		HR		1B		FC5-4 1B		4	1	3	1	0	1	0
Tim Wallach, R (1, 5) OBP: 0.368, SLG: 0.475		F9		1-3		F9		FC5-4 1-2f		4	0	0	0	0	0	2
Wayne Krenchicki, L (1, 3) OBP: 0.167, SLG: 0.370 Dan Schatzeder, L (7, 1) OBP: 0.545, SLG: 0.800 Al Newman, S (9, PH) OBP: 0.333, SLG: 0.325		HR			6-3		6-3		F5	3 0 1	1 0 0	1 0 0	1 0 0	0 0 0	0 0 0	0 0 0
Vance Law, R (1, 4) OBP: 0.331, SLG: 0.385		K			1-3		2B		FC6-4 BB 1B	4	0	2	0	0	1	0
Dann Bilardello, R (1, 2) OBP: 0.255, SLG: 0.333 Mike Fitzgerald, R (7, PH) OBP: 0.313, SLG: 0.512 (7, 2)			L6		1B		BB		FC6-4 1-2 BB	2 0	0 0	1 0	0 0	0 2	0 0	0 0
Andy McGaffigan, R (1, 1) Bert Roberge, R (6, 1) Herm Winningham, L (7, PH) OBP: 0.393, SLG: 0.444 Andres Galarraga, R (7, PH) OBP: 0.404, SLG: 0.494 (7, 3)			5-3		6-3		F4		FC6-4 1-2f 2-3	2 0 0 2	0 0 0 0	0 0 0 0	0 0 0 0	0 0 0 0	0 0 0 0	1 0 0 4
Inning Stats	R: 0 E: 0 K: 0 S: 3 H: 0 LOB: 0 BB: 0 P: 3	R: 1 E: 0 K: 2 S: 8 H: 1 LOB: 0 BB: 0 P: 8	R: 0 E: 0 K: 0 S: 3 H: 0 LOB: 0 BB: 0 P: 3	R: 1 E: 0 K: 0 S: 4 H: 1 LOB: 0 BB: 0 P: 4	R: 0 E: 0 K: 0 S: 4 H: 1 LOB: 1 BB: 0 P: 4	R: 1 E: 0 K: 1 S: 7 H: 2 LOB: 1 BB: 0 P: 7	R: 0 E: 0 K: 0 S: 4 H: 1 LOB: 2 BB: 1 P: 8	R: 0 E: 0 K: 0 S: 4 H: 1 LOB: 1 BB: 0 P: 4	R: 0 E: 0 K: 1 S: 6 H: 1 LOB: 2 BB: 1 P: 10	1B: 4 2B: 1 3B: 0 HR: 3 SF: 0 SAC: 0 DP: 0 HBP: 0						

	AB	35
	R	3
	H	8
	RBI	3
	BB	2
	SO	4
	LOB	11

WP: 0 PB: 0 SB: 0 CS: 0 PA: 37

PITCHER		IP	WLS	BF	H	R	ER	SO	BB	IBB	HBP	BLK	WP	HR	S	P	ERA	WHIP
LaMarr Hoyt, R ERA: 4.76	(1, 1)	6.0	W	23	5	3	3	3	0	0	0	0	0	3	29	29	4.50	0.833
Lance McCullers, R ERA: 1.35	(7, 1)	0.1		3	1	0	0	0	1	0	0	0	0	0	2	6	0.00	6.000
Craig Lefferts, L ERA: 2.35	(7, 1)	0.2		2	0	0	0	0	0	0	0	0	0	0	2	2	0.00	0.000
Rich Gossage, R ERA: 4.29	(8, 1)	2.0	S	9	2	0	0	1	1	0	0	0	0	0	10	14	0.00	1.500

PITCHER	IP	WLS	BF	H	R	ER	SO	BB	IBB	HBP	BLK	WP	HR	S	P	ERA	WHIP

Batter	1	2	3	4	5	6	7	8	9	AB	R	H	RBI	BB	SO	LOB
Bip Roberts, S (1, 4) OBP: 0.281, SLG: 0.295	SSS 0-3 ① K		x 0-0 E7 S		x 0-0 6-3 1B 2-3 3-H	x 0-0 ③ F8				4	0	1	1	0	1	1
Garry Templeton, S (1, 6) OBP: 0.250, SLG: 0.210	x 0-0 ② F8		x 0-0 ③ F7 1-2		x 0-0 ② 6-3 1-2 3-H		x 0-0 ① F8			4	0	0	1	0	0	2
Tony Gwynn, L (1, 9) OBP: 0.401, SLG: 0.500	x 0-0 ③ F7			x 0-0 ① F7	4-0 IBB		BBB 4-0 BB			2	0	0	0	2	0	0
Steve Garvey, R (1, 3) OBP: 0.259, SLG: 0.423 Rich Gossage, R (8, 1)		SSS 0-3 ① K		x 0-0 ② 6-3	x 0-0 ③ F7		SSS 0-3 ② K			4 0	0 0	0 0	0 0	0 0	2 0	3 0
Terry Kennedy, L (1, 2) OBP: 0.328, SLG: 0.398		x 0-0 ② F9		x 0-0 ③ 4-3		BBB 4-0 1B 2B BB	x 0-0 ③ F8			3	1	0	0	1	0	1
Kevin McReynolds, R (1, 8) OBP: 0.372, SLG: 0.472 (8, 7)		x 0-0 2B			x 0-0 HR	x 0-0 1-2 2B 1B		x 0-0 ① F8		4	2	3	1	0	0	0
Graig Nettles, L (1, 5) OBP: 0.280, SLG: 0.333 Jerry Royster, R (8, PH) OBP: 0.317, SLG: 0.368 (9, 5)		x 0-0 ③ G3			BBB 4-0 SH2-4 1B 1B BB	SSS 0-3 ① K		x 0-0 G4-3 1B		2 1	1 0	0 1	0 0	1 0	1 0	3 0
Carmelo Martinez, R (1, 7) OBP: 0.337, SLG: 0.403 (8, 3)			x 0-0 ① 5-3		x 0-0 1-2 1B SH2-4 6-3 1B	SSS 0-3 ② K		x 0-0 ②③ G4-3 1-2f		4	1	1	0	0	1	3
LaMarr Hoyt, R (1, 1) OBP: 0.200, SLG: 0.200 Tim Flannery, L (6, PH) OBP: 0.356, SLG: 0.393 Lance McCullers, S (7, 1) Craig Lefferts, L (7, 1) OBP: 1.000, SLG: 4.000 Marvell Wynne, L (8, 8) OBP: 0.310, SLG: 0.475			x 0-0 ② 6-3		x 0-0 ① SH2-4 1-2 2-3	x 0-0 1-H 2-H 2B				1 1 0 0 0	0 0 0 0 0	0 1 0 0 0	0 2 0 0 0	0 0 0 0 0	0 0 0 0 0	0 0 0 0 0
Inning Stats	R: 0 E: 0 K: 1 S: 5 H: 0 LOB: 0 BB: 0 P: 5	R: 0 E: 0 K: 1 S: 6 H: 1 LOB: 1 BB: 0 P: 6	R: 0 E: 1 K: 0 S: 4 H: 0 LOB: 1 BB: 0 P: 4	R: 0 E: 0 K: 0 S: 3 H: 0 LOB: 0 BB: 0 P: 3	R: 3 E: 0 K: 0 S: 6 H: 3 LOB: 2 BB: 2 P: 14	R: 2 E: 0 K: 2 S: 9 H: 2 LOB: 1 BB: 1 P: 13	R: 0 E: 0 K: 1 S: 5 H: 0 LOB: 1 BB: 1 P: 9	R: 0 E: 0 K: 0 S: 3 H: 1 LOB: 0 BB: 0 P: 3		1B: 4 2B: 2 3B: 0 HR: 1	SF: 0 SAC: 1 DP: 1 HBP: 0					

PITCHER	IP	WLS	BF	H	R	ER	SO	BB	IBB	HBP	BLK	WP	HR	S	P	ERA	WHIP
Andy McGaffigan, R (1, 1) ERA: 4.37	5.0	L	23	4	4	4	2	2	1	0	0	0	1	24	36	7.20	1.200
Bert Roberge, R (6, 1) ERA: 9.0	1.0		5	2	1	1	2	0	0	0	0	0	0	9	9	9.00	2.000
Dan Schatzeder, L (7, 1) ERA: 2.7	2.0		7	1	0	0	1	1	0	0	0	0	0	8	12	0.00	1.000

PITCHER	IP	WLS	BF	H	R	ER	SO	BB	IBB	HBP	BLK	WP	HR	S	P	ERA	WHIP

BOTTOM

Montreal Expos @ San Diego Padres

Jack Murphy Stadium, San Diego, CA

Sat May 17 1986, 10:05 PM EDT

Att. 54,366 - Unknown

livebaseballscorecards.com

AB	30
R	5
H	7
RBI	5
BB	4
SO	5
LOB	13

WP: 0	PB: 0	SB: 1	CS: 0
PA: 35			

Batter	1	2	3	4	5	6	7	8	9	AB	R	H	RBI	BB	SO	LOB
Tim Raines, S (1, 7) OBP: 0.418, SLG: 0.518	0-0 1B HR 2B		BBBB 4-0 S 1B BB		0-0 6-3 ①		0-0 6-3 ③			4	2	2	0	1	0	1
Herm Winningham, L (7, 8) OBP: 0.393, SLG: 0.444	0-0 1-3 2B									0	0	0	0	0	0	0
Mitch Webster, S (1, 8) OBP: 0.345, SLG: 0.423	0-0 S HR 2-3 1B		BBBB 4-0 F9 1B 1-2 BB		SSS 0-3 ② K			0-0 F3 ①		3	1	1	0	2	1	0
(7, 7)	BBBB 4-0 BB															
Andre Dawson, R (1, 9) OBP: 0.353, SLG: 0.555	BBBB 4-0 1-2 HR BB		0-0 1-2 2-H 1B		SSS 0-3 ③ K			0-0 4-3 ②		4	1	1	1	1	1	3
Wayne Krenchicki, L (8, 5) OBP: 0.167, SLG: 0.370	0-0 G1-2-3 3-H									0	0	0	0	0	0	0
Hubie Brooks, R (1, 6) OBP: 0.415, SLG: 0.700	0-0 1-H 2-H 3-H HR	0-0 G3 ①	0-0 F9 ② 2-3			0-0 6-3 ①		BBBB 4-0 BB		4	1	1	4	1	0	2
Al Newman, S (8, 6) OBP: 0.333, SLG: 0.325										0	0	0	0	0	0	0
Tim Wallach, R (1, 5) OBP: 0.362, SLG: 0.464	0-0 PB 1B 2B 1B	0-0 E5	SSS 0-3 ③ K			0-0 F9 ②		SSS 0-3 ③ K		5	1	1	0	0	2	3
Jeff Parrett, R (8, 1)										0	0	0	0	0	0	0
Andres Galarraga, R (1, 3) OBP: 0.404, SLG: 0.483	0-0 PB 1-2 2B 1B	0-0 F3 ②		BBBB 4-0 6-3 BB		0-0 5-3 ③			0-0 F3 ①	4	1	1	0	1	0	1
Vance Law, R (1, 4) OBP: 0.341, SLG: 0.398	0-0 1-H 2-H 1B 2B	BBBB 4-0 BB	SSS 0-3 ① K				0-0 WP 1B		0-0 4-3 ②	4	1	2	2	1	1	1
Mike Fitzgerald, R (1, 2) OBP: 0.321, SLG: 0.500	0-0 2B 2-H G1-2-3 1B	SSS 0-3 ③ K		0-0 6-3 ② 1-2			0-0 F9 ①		0-0 1B	5	0	2	1	0	1	4
Floyd Youmans, R (1, 1) OBP: 0.133, SLG: 0.071	SSS 0-3 ① K		0-0 F7 ①	SSS 0-3 ③ K			SSS 0-3 ② 1-2 K		0-3 ③ K	4	0	0	0	0	3	3
Jim Wohlford, R (8, 9) OBP: 0.125, SLG: 0.188										1	0	0	0	0	1	1
Inning Stats	R: 7 E: 0 K: 1 S: 12 H: 8 LOB: 2 BB: 2 P: 20	R: 0 E: 1 K: 1 S: 6 H: 0 LOB: 2 BB: 1 P: 10	R: 1 E: 0 K: 1 S: 6 H: 1 LOB: 2 BB: 2 P: 14	R: 0 E: 0 K: 2 S: 7 H: 0 LOB: 1 BB: 1 P: 11	R: 0 E: 0 K: 2 S: 7 H: 0 LOB: 0 BB: 0 P: 7	R: 0 E: 0 K: 0 S: 3 H: 0 LOB: 0 BB: 0 P: 3	R: 0 E: 0 K: 1 S: 6 H: 1 LOB: 1 BB: 0 P: 6	R: 0 E: 0 K: 1 S: 5 H: 0 LOB: 1 BB: 1 P: 9	R: 0 E: 0 K: 1 S: 6 H: 1 LOB: 1 BB: 0 P: 6	1B: 7 2B: 3 3B: 0 HR: 1 SF: 0 SAC: 0 DP: 1 HBP: 0							

TOP

Montreal Expos @ San Diego Padres

Jack Murphy Stadium, San Diego, CA

Sun May 18 1986, 6:33 AM EDT

Att. 47,823 - Unknown

livebaseballscorecards.com

AB	38
R	8
H	11
RBI	8
BB	7
SO	10
LOB	19

WP: 1 PB: 1 SB: 2 CS: 0 PA: 45

PITCHER		IP	WLS	BF	H	R	ER	SO	BB	IBB	HBP	BLK	WP	HR	S	P	ERA	WHIP
Mark Thurmond, L ERA: 6.11	(1, 1)	0.0	L	6	5	6	6	0	1	0	0	0	0	1	5	9	∞	∞
Tim Stoddard, R ERA: 4.43	(1, 1)	5.0		24	4	2	2	7	5	0	0	0	0	0	33	53	3.60	1.800
Gene Walter, L ERA: 3.52	(6, 1)	2.0		7	1	0	0	1	0	0	0	0	1	0	9	9	0.00	0.500
Craig Lefferts, L ERA: 2.16	(8, 1)	2.0		8	1	0	0	2	1	0	0	0	0	0	11	15	0.00	1.000

PITCHER	IP	WLS	BF	H	R	ER	SO	BB	IBB	HBP	BLK	WP	HR	S	P	ERA	WHIP

Montreal Expos @ San Diego Padres

Jack Murphy Stadium, San Diego, CA

Sun May 18 1986, 6:33 AM EDT

Att. 47,823 - Unknown

BOTTOM

livebaseballscorecards.com

Batter	1	2	3	4	5	6	7	8	9	AB	R	H	RBI	BB	SO	LOB
Bip Roberts, S (1, 4) OBP: 0.294, SLG: 0.297	K	S BB			FC4 WP S 1-2f		1-2 1B		K	3	0	1	0	1	1	1
Craig Lefferts, L (8, 1) OBP: 0.500, SLG: 2.000										1	0	0	0	0	1	0
Garry Templeton, S (1, 6) OBP: 0.252, SLG: 0.213	FC6-4 BB 1B 1B	5-3 1-2			6-3 1-2		5-3		1-3	3	1	1	0	0	0	2
Gene Walter, L (6, 1) OBP: 0.500, SLG: 0.667										0	0	0	0	0	0	0
Dane Iorg, L (7, PH) OBP: 0.207, SLG: 0.379										2	0	0	0	0	0	2
(8, 5)																
Tony Gwynn, L (1, 9) OBP: 0.404, SLG: 0.496	FC6-4 1-2 BB		6-3		4-3 2-3			1B SF8 1B		3	1	1	0	1	0	1
Steve Garvey, R (1, 3) OBP: 0.260, SLG: 0.421	FC6-4 1B 1B 1-2f 2-3		6-3			G4-6-3 1B		BB 1-3 1B		3	1	1	0	0	0	2
John Kruk, L (7, 7) OBP: 0.319, SLG: 0.400										1	0	1	0	0	0	0
Terry Kennedy, L (1, 2) OBP: 0.328, SLG: 0.397	1B 1-2 3-H 1B		F7			G4-6-3 1-2f		K		3	0	1	1	0	0	1
Bruce Bochy, R (7, 2) OBP: 0.458, SLG: 0.895										1	0	0	0	0	1	2
Kevin McReynolds, R (1, 8) OBP: 0.372, SLG: 0.469	1-2 2-H 1B			L5		F5		4-0 1-2 BB		3	0	1	1	0	0	0
Marvell Wynne, L (7, 8) OBP: 0.326, SLG: 0.475										0	0	0	0	1	0	0
Graig Nettles, L (1, 5) OBP: 0.271, SLG: 0.321	G3			F4			4-3	SF8 3-H		3	0	0	0	0	0	2
Jerry Royster, R (8, 6) OBP: 0.313, SLG: 0.368										0	0	0	1	0	0	0
Carmelo Martinez, R (1, 7) OBP: 0.322, SLG: 0.382		6-3		K			F9	K		4	0	0	0	0	2	2
(7, 3)																
Mark Thurmond, L (1, 1) OBP: 0.308, SLG: 0.308		4-3			FC4 HBP		1B 1B		F7	0	0	0	0	0	0	0
Tim Stoddard, R (1, 1)										1	0	0	0	0	0	0
Tim Flannery, L (5, PH) OBP: 0.365, SLG: 0.396										2	0	1	0	0	0	0
(6, 6)																
(8, 4)																
Inning Stats	R: 2 H: 3 E: 0 LOB: 2 K: 1 BB: 1 S: 8 P: 12	R: 0 H: 0 E: 0 LOB: 1 K: 0 BB: 1 S: 3 P: 7	R: 0 H: 0 E: 0 LOB: 0 K: 0 BB: 0 S: 3 P: 3	R: 0 H: 0 E: 0 LOB: 0 K: 1 BB: 0 S: 5 P: 5	R: 0 H: 0 E: 0 LOB: 1 K: 0 BB: 0 S: 3 P: 4	R: 0 H: 1 E: 0 LOB: 0 K: 0 BB: 0 S: 3 P: 3	R: 0 H: 2 E: 0 LOB: 2 K: 0 BB: 0 S: 5 P: 5	R: 1 H: 2 E: 0 LOB: 2 K: 2 BB: 1 S: 9 P: 13	R: 0 H: 0 E: 0 LOB: 0 K: 1 BB: 0 S: 5 P: 5							

	AB	33
	R	3
	H	8
	RBI	3
	BB	3
	SO	5
	LOB	15

1B: 8 SF: 1 PA: 38
2B: 0 SAC: 0
3B: 0 DP: 1
HR: 0 HBP: 1

WP: 1
PB: 0
SB: 2
CS: 0

PITCHER		IP	WLS	BF	H	R	ER	SO	BB	IBB	HBP	BLK	WP	HR	S	P	ERA	WHIP
Floyd Youmans, R ERA: 5.18	(1, 1)	7.0	W	29	6	2	2	2	2	0	1	0	1	0	30	39	2.57	1.143
Jeff Parrett, R ERA: 2.84	(8, 1)	2.0		9	2	1	1	3	1	0	0	0	0	0	14	18	4.50	1.500

PITCHER	IP	WLS	BF	H	R	ER	SO	BB	IBB	HBP	BLK	WP	HR	S	P	ERA	WHIP

Batter	1	2	3	4	5	6	7	8	9	AB	R	H	RBI	BB	SO	LOB
Tim Raines, S (1, 7) OBP: 0.414, SLG: 0.507	F4			5-3			1B BB		K	3	0	0	0	1	1	1
Mitch Webster, S (1, 8) OBP: 0.343, SLG: 0.417	K			5-3			G4-3 1B (1-2)		FC5-4 (1-2f)	4	0	1	0	0	1	1
Andre Dawson, R (1, 9) OBP: 0.345, SLG: 0.541	4-3			5-3			K			3	0	0	0	0	1	2
Hubie Brooks, R (1, 6) OBP: 0.407, SLG: 0.684		5-3			F9		G4-3 (1-2f)			3	0	0	0	0	0	2
Tim Wallach, R (1, 5) OBP: 0.354, SLG: 0.453		6-3			F7			F9		3	0	0	0	0	0	0
Andres Galarraga, R (1, 3) OBP: 0.393, SLG: 0.467		6-3			1-3			F7		3	0	0	0	0	0	0
Vance Law, R (1, 4) OBP: 0.333, SLG: 0.388			K			F6		F8		3	0	0	0	0	1	0
Mike Fitzgerald, R (1, 2) OBP: 0.304, SLG: 0.471			5-3			4-3			1-3	3	0	0	0	0	0	0
Bryn Smith, R (1, 1) Dan Schatzeder, L (7, 1) OBP: 0.545, SLG: 0.800 Jeff Parrett, R (7, 1) Jim Wohlford, R (9, PH) OBP: 0.176, SLG: 0.235			K			K			FC5-4 1B	2 0 0 1	0 0 0 0	0 0 0 1	0 0 0 0	0 0 0 0	2 0 0 0	0 0 0 0
Inning Stats	R: 0 E: 0 K: 1 S: 5 H: 0 LOB: 0 BB: 0 P: 5	R: 0 E: 0 K: 0 S: 3 H: 0 LOB: 0 BB: 0 P: 3	R: 0 E: 0 K: 2 S: 7 H: 0 LOB: 0 BB: 0 P: 7	R: 0 E: 0 K: 0 S: 3 H: 0 LOB: 0 BB: 0 P: 3	R: 0 E: 0 K: 0 S: 3 H: 0 LOB: 0 BB: 0 P: 3	R: 0 E: 0 K: 1 S: 5 H: 0 LOB: 0 BB: 0 P: 5	R: 0 E: 0 K: 1 S: 5 H: 1 LOB: 1 BB: 1 P: 9	R: 0 E: 0 K: 0 S: 3 H: 0 LOB: 0 BB: 0 P: 3	R: 0 E: 0 K: 1 S: 6 H: 1 LOB: 1 BB: 0 P: 6	1B: 2 2B: 0 3B: 0 HR: 0 SF: 0 SAC: 0 DP: 1 HBP: 0						

PITCHER	IP	WLS	BF	H	R	ER	SO	BB	IBB	HBP	BLK	WP	HR	S	P	ERA	WHIP
Fernando Valenzuela, L (1, 1) ERA: 2.64	9.0	W	29	2	0	0	6	1	0	0	0	0	0	40	44	0.00	0.333

PITCHER	IP	WLS	BF	H	R	ER	SO	BB	IBB	HBP	BLK	WP	HR	S	P	ERA	WHIP

TOP

Montreal Expos @ Los Angeles Dodgers

Dodger Stadium, Los Angeles, CA

Tue May 20 1986, 7:05 PM PDT

Att. 39,845 - Unknown

livebaseballscorecards.com

AB	28
R	0
H	2
RBI	0
BB	1
SO	6
LOB	6

WP: 0 PA: 29
PB: 0
SB: 0
CS: 0

Batter	1	2	3	4	5	6	7	8	9	AB	R	H	RBI	BB	SO	LOB
Mariano Duncan, R (1, 6) OBP: 0.272, SLG: 0.264	BBBB 4-0 6-3 1B BB	H 1-0 CS S HBP			x 0-0 ① F9		x 0-0 ① F8			2	0	0	0	1	0	0
Steve Sax, R (1, 4) OBP: 0.374, SLG: 0.467	x 0-0 6-3 1-2 1B	SSS 0-3 ②③ K 1-3			x 0-0 ② 1-3		x 0-0 1B 2B			4	1	2	0	0	1	1
Ken Landreaux, L (1, 8) OBP: 0.311, SLG: 0.393	x 0-0 ① 6-3 1-2 2-3		x 0-0 ① 4-3		BBBB 4-0 CS BB		x 0-0 ② F8			3	0	0	0	1	0	3
Bill Madlock, R (1, 5) OBP: 0.338, SLG: 0.362 Dave Anderson, R (7, PR) OBP: 0.300, SLG: 0.298 (8, 5)	BBBB 4-0 BB		x 0-0 ② 6-3		0-0 ③ CS 1-2	x 0-0 2B 1B	x 0-0 WP S 2-H 1B			3 0	1 0	2 0	1 0	1 0	0 0	0 0
Mike Marshall, R (1, 9) OBP: 0.308, SLG: 0.458	SSS 0-3 ② K		SSS 0-3 ③ K			x 0-0 1-H 2B	BBBB 4-0 WP 1-2 BB			3	0	1	1	1	2	3
Mike Scioscia, L (1, 2) OBP: 0.406, SLG: 0.364	x 0-0 ③ F9			x 0-0 ① F8		x 0-0 ① 4-3	SSS 0-3 ③ K 1-2 2-3			4	0	0	0	0	1	6
Greg Brock, L (1, 3) OBP: 0.286, SLG: 0.306		x 0-0 HR 1B		x 0-0 ② 2-3		x 0-0 ② L3		SSS 0-3 ① K		4	1	1	0	0	1	1
Franklin Stubbs, L (1, 7) OBP: 0.306, SLG: 0.461		x 0-0 1-H HR		x 0-0 2B		4-0 S IBB		x 0-0 ② F3		3	1	2	2	1	0	0
Fernando Valenzuela, L (1, 1) OBP: 0.233, SLG: 0.233		x 0-0 ① 6-3		SSS 0-3 ③ K		x 0-0 ③ G3 1-2		x 0-0 ③ 6-3		4	0	0	0	0	1	3
Inning Stats	R: 0 H: 1 E: 0 LOB: 3 K: 1 BB: 2 S: 6 P: 14	R: 2 H: 2 E: 0 LOB: 0 K: 1 BB: 0 S: 6 P: 7	R: 0 H: 0 E: 0 LOB: 0 K: 1 BB: 0 S: 5 P: 5	R: 0 H: 1 E: 0 LOB: 1 K: 1 BB: 0 S: 6 P: 6	R: 0 H: 0 E: 0 LOB: 0 K: 0 BB: 1 S: 2 P: 6	R: 1 H: 2 E: 0 LOB: 2 K: 0 BB: 1 S: 5 P: 9	R: 1 H: 2 E: 0 LOB: 3 K: 1 BB: 1 S: 7 P: 11	R: 0 H: 0 E: 0 LOB: 0 K: 1 BB: 0 S: 5 P: 5		1B: 4 SF: 0 2B: 3 SAC: 0 3B: 0 DP: 0 HR: 1 HBP: 1						

PITCHER		IP	WLS	BF	H	R	ER	SO	BB	IBB	HBP	BLK	WP	HR	S	P	ERA	WHIP
Bryn Smith, R ERA: 3.99	(1, 1)	6.0	L	27	6	3	3	4	3	1	1	0	0	1	30	47	4.50	1.500
Dan Schatzeder, L ERA: 2.93	(7, 1)	0.2		4	2	1	1	0	0	0	0	0	0	0	4	4	13.50	3.000
Jeff Parrett, R ERA: 2.35	(7, 1)	1.1		5	0	0	0	2	1	0	0	0	1	0	8	12	0.00	0.750

PITCHER	IP	WLS	BF	H	R	ER	SO	BB	IBB	HBP	BLK	WP	HR	S	P	ERA	WHIP

BOTTOM

Montreal Expos @ Los Angeles Dodgers

Dodger Stadium, Los Angeles, CA

Tue May 20 1986, 7:05 PM PDT

Att. 39,845 - Unknown

livebaseballscorecards.com

AB	30
R	4
H	8
RBI	4
BB	5
SO	6
LOB	17

WP: 1	PA: 37		
PB: 0			
SB: 3			
CS: 2			

Montreal Expos @ Los Angeles Dodgers

Dodger Stadium, Los Angeles, CA

Wed May 21 1986, 7:05 PM PDT

Att. 30,623 - Unknown

TOP

livebaseballscorecards.com

Batter	1	2	3	4	5	6	7	8	9	AB	R	H	RBI	BB	SO	LOB
Tim Raines, S (1, 7) OBP: 0.416, SLG: 0.503	0-0 3-1 1B		0-0 F9		BBB 4-0 4-3 BB		0-0 F7			3	0	1	0	1	0	0
Herm Winningham, L (1, 8) OBP: 0.383, SLG: 0.429	0-0 3-1 1-2		SSS 0-3 K		0-0 4-3 1-2			0-0 G6-3 1B		4	0	1	0	0	1	2
Andre Dawson, R (1, 9) OBP: 0.343, SLG: 0.532	0-0 F8		0-0 1B		0-0 6-3			0-0 G6-3 1-2f		4	0	1	0	0	0	3
Jeff Parrett, R (8, 1)										0	0	0	0	0	0	0
Hubie Brooks, R (1, 6) OBP: 0.403, SLG: 0.672	SSS 0-3 K		0-0 F9			0-0 F7		0-0 1B		4	0	1	0	0	1	2
Tim Wallach, R (1, 5) OBP: 0.358, SLG: 0.485		0-0 FC6-4 2B		SSS 0-3 K		0-0 HR		0-0 1-3		4	1	2	1	0	1	1
Wayne Krenchicki, L (1, 3) OBP: 0.176, SLG: 0.333		BBBB 4-0 FC6-4 BB		0-0 6-3		0-0 F8			0-0 3-1	3	0	0	0	1	0	0
Al Newman, S (1, 4) OBP: 0.326, SLG: 0.302		0-0 FC6-4 1-2f 2-3		BBB 4-0 S BB		0-0 6-3			0-0 4-3	3	0	0	0	1	0	2
Dann Bilardello, R (1, 2) OBP: 0.235, SLG: 0.304	SSS 0-3 K		SSS 0-3 K 1-2				0-0 F5		SSS 0-3 K	4	0	0	0	0	3	3
Jay Tibbs, R (1, 1) OBP: 0.250, SLG: 0.222	0-0 G3				SSS 0-3 K		0-0 4-3			2	0	0	0	0	1	2
Bert Roberge, R (6, 1)										0	0	0	0	0	0	0
Jason Thompson, L (7, PH) OBP: 0.400, SLG: 0.310										1	0	0	0	0	0	0
Tim Burke, R (7, 1)										0	0	0	0	0	0	0
Vance Law, R (8, 9) OBP: 0.333, SLG: 0.388										0	0	0	0	0	0	0

	AB	32
	R	1
	H	6
	RBI	1
	BB	3
	SO	7
	LOB	15

Inning Stats	1	2	3	4	5	6	7	8	9
	R: 0 E: 0 K: 1 S: 6	H: 1 LOB: 1 BB: 0 P: 6	R: 0 E: 0 K: 1 S: 6	H: 1 LOB: 2 BB: 1 P: 10	R: 0 E: 0 K: 1 S: 6	H: 1 LOB: 1 BB: 0 P: 6	R: 0 E: 0 K: 2 S: 7	H: 0 LOB: 1 BB: 1 P: 11	R: 0 E: 0 K: 1 S: 5	H: 0 LOB: 1 BB: 1 P: 9
	R: 1 E: 0 K: 0 S: 4	H: 1 LOB: 0 BB: 0 P: 4	R: 0 E: 0 K: 0 S: 3	H: 0 LOB: 0 BB: 0 P: 3	R: 0 E: 0 K: 0 S: 4	H: 2 LOB: 1 BB: 0 P: 4	R: 0 E: 0 K: 1 S: 5	H: 0 LOB: 0 BB: 0 P: 5		

	1B: 4	SF: 0	WP: 0	PA: 35
	2B: 1	SAC: 0	PB: 0	
	3B: 0	DP: 1	SB: 1	
	HR: 1	HBP: 0	CS: 0	

PITCHER		IP	WLS	BF	H	R	ER	SO	BB	IBB	HBP	BLK	WP	HR	S	P	ERA	WHIP
Orel Hershiser, R ERA: 1.94	(1, 1)	7.0	W	28	4	1	1	6	3	0	0	0	0	1	37	49	1.29	1.000
Ken Howell, R ERA: 1.2	(8, 1)	2.0		7	2	0	0	1	0	0	0	0	0	0	9	9	0.00	1.000

PITCHER	IP	WLS	BF	H	R	ER	SO	BB	IBB	HBP	BLK	WP	HR	S	P	ERA	WHIP

Montreal Expos @ Los Angeles Dodgers

Dodger Stadium, Los Angeles, CA

Wed May 21 1986, 7:05 PM PDT

Att. 30,623 - Unknown

BOTTOM

livebaseballscorecards.com

Batter	1	2	3	4	5	6	7	8	9	AB	R	H	RBI	BB	SO	LOB
Mariano Duncan, R (1, 6) OBP: 0.272, SLG: 0.264	F5		G4-6-3 1-2f		E4 1B		F7			4	0	1	0	0	0	1
Steve Sax, R (1, 4) OBP: 0.371, SLG: 0.460	4-3			6-3	6-3			S 1B		4	0	1	0	0	0	1
Ken Landreaux, L (1, 8) OBP: 0.317, SLG: 0.391	4-3			CS 1B		HR BB		K 1-2		3	1	1	0	1	1	1
Bill Madlock, R (1, 5) OBP: 0.321, SLG: 0.342		F3		5-3 1-2		K		K		4	0	0	0	0	2	3
Dave Anderson, R (9, 5) OBP: 0.300, SLG: 0.298										0	0	0	0	0	0	0
Mike Marshall, R (1, 9) OBP: 0.313, SLG: 0.500		HR			E6 1B 1B	1-H HR		L6		4	3	2	3	0	0	1
Mike Scioscia, L (1, 2) OBP: 0.404, SLG: 0.364		F8			1B 1-3 SF8 1B	3-1				3	1	1	0	0	0	0
Greg Brock, L (1, 3) OBP: 0.287, SLG: 0.307		3-1			SF8 1-3 SH1-3 3-H 1B	F2				3	1	1	1	0	0	0
Franklin Stubbs, L (1, 7) OBP: 0.295, SLG: 0.449			F9		SF8 2-3 3-H		4-3			2	0	0	1	0	0	0
Orel Hershiser, R (1, 1) OBP: 0.235, SLG: 0.188					SH1-3 3-H		1-3			1	0	1	1	0	0	0
Terry Whitfield, L (7, PH) OBP: 0.353, SLG: 0.083										1	0	0	0	0	0	0
Ken Howell, R (8, 1)			G4-6-3 1B							0	0	0	0	0	0	0
Inning Stats	R: 0 E: 0 K: 0 S: 3 H: 0 LOB: 0 BB: 0 P: 3	R: 1 E: 0 K: 0 S: 4 H: 1 LOB: 0 BB: 0 P: 4	R: 0 E: 0 K: 0 S: 3 H: 1 LOB: 0 BB: 0 P: 3	R: 0 E: 0 K: 0 S: 3 H: 1 LOB: 0 BB: 0 P: 3	R: 3 E: 2 K: 0 S: 7 H: 3 LOB: 1 BB: 0 P: 7	R: 2 E: 0 K: 1 S: 6 H: 1 LOB: 0 BB: 1 P: 10	R: 0 E: 0 K: 0 S: 3 H: 0 LOB: 0 BB: 0 P: 3	R: 0 E: 0 K: 2 S: 8 H: 1 LOB: 1 BB: 0 P: 8		1B: 6 2B: 0 3B: 0 HR: 2 SF: 1 SAC: 1 DP: 1 HBP: 0				WP: 0 PB: 0 SB: 1 CS: 1 PA: 32		

	AB	29
	R	6
	H	8
	RBI	6
	BB	1
	SO	3
	LOB	7

PITCHER		IP	WLS	BF	H	R	ER	SO	BB	IBB	HBP	BLK	WP	HR	S	P	ERA	WHIP
Jay Tibbs, R ERA: 2.05	(1, 1)	5.1	L	23	7	6	4	1	1	0	0	0	0	2	24	28	6.75	1.500
Bert Roberge, R ERA: 6.75	(6, 1)	0.2		2	0	0	0	0	0	0	0	0	0	0	2	2	0.00	0.000
Tim Burke, R ERA: 0.85	(7, 1)	1.0		3	0	0	0	0	0	0	0	0	0	0	3	3	0.00	0.000
Jeff Parrett, R ERA: 2.08	(8, 1)	1.0		4	1	0	0	2	0	0	0	0	0	0	8	8	0.00	1.000

PITCHER	IP	WLS	BF	H	R	ER	SO	BB	IBB	HBP	BLK	WP	HR	S	P	ERA	WHIP

Montreal Expos @ Los Angeles Dodgers

Dodger Stadium, Los Angeles, CA

Thu May 22 1986, 7:05 PM PDT

Att. 33,133 - Unknown

TOP

livebaseballscorecards.com

Batter	1	2	3	4	5	6	7	8	9	AB	R	H	RBI	BB	SO	LOB
Tim Raines, S (1, 7) OBP: 0.427, SLG: 0.517	B B B B 4-0 S 1B BB	x 0-0 2B			x 0-0 ② 4-3		x 0-0 S 2B 2-3 1B		x 0-0 K 1B	4	2	3	0	1	0	0
Mitch Webster, S (1, 8) OBP: 0.347, SLG: 0.417 Herm Winningham, L (2, PH) OBP: 0.375, SLG: 0.404 (2, 8)	H 1-0 1B 1B 1-2 HBP	x 0-0 ③ 1-3			S S S 0-3 ③ K		B B B B 4-0 2B SF8 1-2 BB		S S S 0-3 ② ③ K 1-2	0 3	1 1	0 0	0 0	0 1	0 2	0 2
Andre Dawson, R (1, 9) OBP: 0.347, SLG: 0.538	S S S 0-3 ① K	x 0-0 ① 4-3				x 0-0 1B 1B	x 0-0 SF8 2B 1-3 2-H 3-H			4	0	2	2	0	1	2
Hubie Brooks, R (1, 6) OBP: 0.392, SLG: 0.657	S S S 0-3 ② K	x 0-0 ② F9				S S S 0-3 ① K	x 0-0 ② SF8 2-3 3-H			3	0	0	1	0	2	3
Tim Wallach, R (1, 5) OBP: 0.362, SLG: 0.485	x 0-0 1B 1-3 2-H 1B		x 0-0 ③ F7			x 0-0 1-2 1B	x 0-0 ③ 6-3			4	0	2	1	0	0	1
Andres Galarraga, R (1, 3) OBP: 0.387, SLG: 0.458	x 0-0 1-2 3-H 1B			S S S 0-3 ① K		x 0-0 ② F3		S S S 0-3 ① K		4	0	1	1	0	2	2
Vance Law, R (1, 4) OBP: 0.323, SLG: 0.375	x 0-0 ③ F9			S S S 0-3 ② K		x 0-0 ③ F8		x 0-0 ② F9		4	0	0	0	0	1	4
Mike Fitzgerald, R (1, 2) OBP: 0.300, SLG: 0.473		x 0-0 ① F8		x 0-0 ③ 6-3			x 0-0 1B 2B 2B	x 0-0 ③ F7		4	1	1	0	0	0	0
Joe Hesketh, R (1, 1) Wayne Krenchicki, L (7, PH) OBP: 0.171, SLG: 0.323 Tim Burke, R (7, 1) Jim Wohlford, R (9, PH) OBP: 0.167, SLG: 0.222 Jeff Reardon, R (9, 1)		S S S 0-3 ② K			S S S 0-3 ① K		S S S 0-3 ① K		x 0-0 ① 5-3	2 1 0 1 0	0 0 0 0 0	0 0 0 0 0	0 0 0 0 0	0 1 0 0 0	2 1 0 0 0	0 1 0 0 0

Inning Stats										
	R: 2 E: 0 K: 2 S: 9	H: 2 LOB: 2 BB: 1 P: 14	R: 0 E: 0 K: 1 S: 6	H: 1 LOB: 1 BB: 0 P: 6	R: 0 E: 0 K: 0 S: 3	H: 0 LOB: 0 BB: 0 P: 3	R: 0 E: 0 K: 2 S: 7	H: 0 LOB: 0 BB: 0 P: 7	R: 0 E: 0 K: 2 S: 7	H: 0 LOB: 0 BB: 0 P: 7
	R: 0 E: 0 K: 1 S: 7	H: 2 LOB: 2 BB: 0 P: 7	R: 3 E: 0 K: 1 S: 8	H: 3 LOB: 1 BB: 1 P: 12	R: 0 E: 0 K: 1 S: 5	H: 0 LOB: 0 BB: 0 P: 5	R: 0 E: 0 K: 1 S: 5	H: 1 LOB: 0 BB: 0 P: 5	1B: 6 2B: 3 3B: 0 HR: 0	SF: 1 SAC: 0 DP: 0 HBP: 1

	AB	34
	R	5
	H	9
	RBI	5
	BB	2
	SO	11
	LOB	15

WP: 0 PA: 38
PB: 0
SB: 2
CS: 0

PITCHER		IP	WLS	BF	H	R	ER	SO	BB	IBB	HBP	BLK	WP	HR	S	P	ERA	WHIP
Bob Welch, R ERA: 3.04	(1, 1)	6.1	L	29	7	5	5	9	2	0	1	0	0	0	44	53	7.11	1.421
Tom Niedenfuer, R ERA: 2.81	(7, 1)	1.2		6	1	0	0	1	0	0	0	0	0	0	8	8	0.00	0.600
Ed Vande Berg, L ERA: 2.79	(9, 1)	1.0		3	1	0	0	1	0	0	0	0	0	0	5	5	0.00	1.000

PITCHER	IP	WLS	BF	H	R	ER	SO	BB	IBB	HBP	BLK	WP	HR	S	P	ERA	WHIP

Montreal Expos @ Los Angeles Dodgers

Dodger Stadium, Los Angeles, CA

Thu May 22 1986, 7:05 PM PDT

Att. 33,133 - Unknown

livebaseballscorecards.com

BOTTOM

Batter	1	2	3	4	5	6	7	8	9	AB	R	H	RBI	BB	SO	LOB
Mariano Duncan, R (1, 6) OBP: 0.265, SLG: 0.257	S S S 0-3 ① K		S S S 0-3 ① K		x 0-0 ②③ F9 2-3 3-H			x 0-0 ② 4-3		4	0	0	0	0	2	1
Steve Sax, R (1, 4) OBP: 0.368, SLG: 0.451	B B B B 4-0 G6-4-3 BB		x 0-0 ② 4-3			x 0-0 ① F9		x 0-0 ③ 4-3		3	0	0	0	1	0	0
Bill Madlock, R (1, 5) OBP: 0.305, SLG: 0.325	x 0-0 ②③ G6-4-3 1-2f		x 0-0 ③ F3			x 0-0 ② F3			x 0-0 ① F8	4	0	0	0	0	0	1
Mike Marshall, R (1, 9) OBP: 0.311, SLG: 0.513		x 0-0 HR		x 0-0 ① 6-3		x 0-0 E6			x 0-0 ② L1	4	1	1	1	0	0	0
Cesar Cedeno, R (1, 7) OBP: 0.275, SLG: 0.270 Tom Niedenfuer, R (7, 1) OBP: 0.500, SLG: 0.500 Ed Vande Berg, R (9, 1) Terry Whitfield, L (9, PH) OBP: 0.333, SLG: 0.077		x 0-0 ① 6-3		x 0-0 ② 6-3		x 0-0 ③ 6-3			x 0-0 ③ F5	3 0 0 1	0 0 0 0	0 0 0 0	0 0 0 0	0 0 0 0	0 0 0 0	1 0 0 0
Enos Cabell, R (1, 3) OBP: 0.297, SLG: 0.279 Greg Brock, L (7, PH) OBP: 0.285, SLG: 0.304 (8, 3)		x 0-0 WP 2B		x 0-0 ③ F8			x 0-0 ① 4-3			2 1	0 0	1 0	0 0	0 0	0 0	0 0
Mike Scioscia, L (1, 2) OBP: 0.410, SLG: 0.360	B B B B 4-0 IBB 2-3 BB				B B B B 4-0 2B WP BB		x 0-0 ② F6			1	1	0	0	2	0	0
Reggie Williams, R (1, 8) OBP: 0.333, SLG: 0.362 Ken Landreaux, L (7, PH) OBP: 0.315, SLG: 0.388 (8, 8)	I I I I 4-0 ② 1-2 IBB				x 0-0 WP 1-3 2B		x 0-0 ③ F8			1 1	0 0	1 0	0 0	1 0	0 0	0 0
Bob Welch, R (1, 1) OBP: 0.130, SLG: 0.227 Franklin Stubbs, L (7, 7) OBP: 0.292, SLG: 0.443		x 0-0 ③ 5-3			x 0-0 ① F9			x 0-0 ① 4-3		2 1	0 0	0 0	0 0	0 0	0 0	4 0
Inning Stats	R: 0 H: 0 E: 0 LOB: 0 K: 1 BB: 1 S: 4 P: 8	R: 1 H: 2 E: 0 LOB: 2 K: 0 BB: 2 S: 4 P: 12	R: 0 H: 0 E: 0 LOB: 0 K: 1 BB: 0 S: 5 P: 5	R: 0 H: 0 E: 0 LOB: 0 K: 0 BB: 0 S: 3 P: 3	R: 1 H: 1 E: 0 LOB: 0 K: 0 BB: 1 S: 3 P: 7	R: 0 H: 0 E: 1 LOB: 1 K: 0 BB: 0 S: 4 P: 4	R: 0 H: 0 E: 0 LOB: 0 K: 0 BB: 0 S: 3 P: 3	R: 0 H: 0 E: 0 LOB: 0 K: 0 BB: 0 S: 3 P: 3	R: 0 H: 0 E: 0 LOB: 0 K: 0 BB: 0 S: 3 P: 3	1B: 0 SF: 0 2B: 2 SAC: 0 3B: 0 DP: 1 HR: 1 HBP: 0						WP: 2 PA: 32 PB: 0 SB: 0 CS: 0	

	AB	R	H	RBI	BB	SO	LOB
	28	2	3	1	4	2	7

PITCHER		IP	WLS	BF	H	R	ER	SO	BB	IBB	HBP	BLK	WP	HR	S	P	ERA	WHIP
Joe Hesketh, L ERA: 5.65	(1, 1)	6.0	W	23	3	2	2	2	3	1	0	0	2	1	23	39	3.00	1.000
Tim Burke, R ERA: 0.8	(7, 1)	2.0		6	0	0	0	0	0	0	0	0	0	0	6	6	0.00	0.000
Jeff Reardon, R ERA: 2.73	(9, 1)	1.0	S	3	0	0	0	0	0	0	0	0	0	0	3	3	0.00	0.000

PITCHER	IP	WLS	BF	H	R	ER	SO	BB	IBB	HBP	BLK	WP	HR	S	P	ERA	WHIP

Batter	1	2	3	4	5	6	7	8	9	AB	R	H	RBI	BB	SO	LOB
Tim Raines, S (1, 7) OBP: 0.423, SLG: 0.510	F8	F7			G4-6-3 1B			K		4	0	1	0	0	1	2
Herm Winningham, L (1, 8) OBP: 0.353, SLG: 0.375	K		F6		G4-6-3 1-2f			G3		4	0	0	0	0	1	1
Andre Dawson, R (1, 9) OBP: 0.351, SLG: 0.545	HR 2B		F5		CS 1B			6-3		4	1	2	0	0	0	0
Hubie Brooks, R (1, 6) OBP: 0.395, SLG: 0.674	2-H HR		HR 1B		CS 1-2	4-3			K	4	2	2	2	0	1	0
Tim Wallach, R (1, 5) OBP: 0.359, SLG: 0.500	F8		1-H HR			F9			5-3	4	1	1	2	0	0	0
Wayne Krenchicki, L (1, 3) OBP: 0.158, SLG: 0.294 Andres Galarraga, R (6, 3) OBP: 0.384, SLG: 0.454		K	6-3			4-3			K	3 1	0 0	0 0	0 0	0 0	1 1	0 0
Vance Law, R (1, 4) OBP: 0.316, SLG: 0.366		F9		6-3			F7			3	0	0	0	0	0	0
Mike Fitzgerald, R (1, 2) OBP: 0.302, SLG: 0.456		BB BB		F7			F8			2	0	0	0	1	0	0
Floyd Youmans, R (1, 1) OBP: 0.167, SLG: 0.063 Tim Burke, R (7, 1) Jeff Reardon, R (9, 1)		1-2 BB		5-3			K			2 0 0	0 0 0	0 0 0	0 0 0	1 0 0	1 0 0	0 0 0

TOP

Montreal Expos @ San Francisco Giants

Candlestick Park, San Francisco, CA

Fri May 23 1986, 10:05 PM EDT

Att. 11,034 - Unknown

livebaseballscorecards.com

AB	31
R	4
H	6
RBI	4
BB	2
SO	6
LOB	3

Inning Stats	1	2	3	4	5	6	7	8	9
R	2	0	2	0	0	0	0	0	0
H	2	0	2	0	2	0	0	0	0
E	0	0	0	0	0	0	0	0	0
LOB	0	2	0	0	0	0	0	0	0
K	1	1	0	0	0	0	1	1	2
BB	0	2	0	0	0	0	0	0	0
S	7	5	5	3	3	3	5	5	7
P	7	13	5	3	3	3	5	5	7

1B	3
2B	1
3B	0
HR	2
SF	0
SAC	0
DP	1
HBP	0
WP	0
PB	0
SB	0
CS	1
PA	34

PITCHER		IP	WLS	BF	H	R	ER	SO	BB	IBB	HBP	BLK	WP	HR	S	P	ERA	WHIP
Scott Garrelts, R ERA: 3.25	(1, 1)	7.0	L	27	6	4	4	3	2	0	0	0	0	2	31	39	5.14	1.143
Jeff Robinson, R ERA: 3.34	(8, 1)	2.0		6	0	0	0	3	0	0	0	0	0	0	12	12	0.00	0.000

PITCHER		IP	WLS	BF	H	R	ER	SO	BB	IBB	HBP	BLK	WP	HR	S	P	ERA	WHIP

Batter	1	2	3	4	5	6	7	8	9	AB	R	H	RBI	BB	SO	LOB
Mike Woodard, L (1, 4) OBP: 0.250, SLG: 0.273	BBBB 4-0 S 1B BB		x 0-0 F8 ①		x 0-0 4-3 ③			SSS 0-3 K ①		3	1	0	0	1	1	1
Will Clark, L (1, 3) OBP: 0.330, SLG: 0.451	BBBB 4-0 1B 1B 1-2 BB		SSS 0-3 K ②			x 0-0 G3 ①		x 0-0 6-3 ②		3	1	0	0	1	1	0
Chris Brown, R (1, 5) OBP: 0.397, SLG: 0.454 Bob Brenly, R (3, 5) OBP: 0.369, SLG: 0.351 (8, 2)	x 0-0 1B S 8-2 1-3 2-H 1B		x 0-0 F7 ③			SSS 0-3 K ②		SSS 0-3 K ③		1 3	0 0	1 0	1 0	0 0	0 2	0 0
Jeffrey Leonard, R (1, 7) OBP: 0.360, SLG: 0.493	SSS 0-3 K ① 1-2			SSS 0-3 K ①		SSS 0-3 K ③			x 0-0 F8 ①	4	0	0	0	0	3	2
Chili Davis, S (1, 8) OBP: 0.356, SLG: 0.455	x 0-0 2-3 3-H 1B			x 0-0 F7 ②			BBBB 4-0 CS BB		x 0-0 F8 ②	3	0	1	1	1	0	0
Candy Maldonado, R (1, 9) OBP: 0.278, SLG: 0.532	x 0-0 8-2 ② ③ 3-Hf			x 0-0 5-3 ③			x 0-0 1B WP 1-2 1B ①		x 0-0 E5	4	1	1	0	0	0	2
Brad Gulden, L (1, 2) OBP: 0.188, SLG: 0.133 Luis Quinones, S (7, PR) (8, 5)		x 0-0 F7 ①			x 0-0 F8 ①		x 0-0 1-3 WP 1-3 1B		SSS 0-3 K ③	3 1	0 0	1 0	0 0	0 0	0 1	0 1
Jose Uribe, S (1, 6) OBP: 0.336, SLG: 0.294		x 0-0 F6 ②			BBBB 4-0 4-3 BB		x 0-0 1-3 1-3 3-H ②			2	0	0	0	1	0	1
Scott Garrelts, R (1, 1) OBP: 0.150, SLG: 0.150 Joel Youngblood, R (7, PH) OBP: 0.344, SLG: 0.393 Jeff Robinson, R (8, 1) OBP: 0.250, SLG: 0.333		SSS 0-3 K ③			x 0-0 4-3 ② 1-2		SSS 0-3 K ③			2 1 0	0 0 0	0 0 0	0 0 0	0 0 0	1 1 0	1 2 0
Inning Stats	R: 2 E: 0 K: 1 S: 6 H: 2 LOB: 1 BB: 2 P: 14	R: 0 E: 0 K: 1 S: 5 H: 0 LOB: 0 BB: 0 P: 5	R: 0 E: 0 K: 1 S: 5 H: 0 LOB: 0 BB: 0 P: 5	R: 0 E: 0 K: 1 S: 5 H: 0 LOB: 0 BB: 0 P: 5	R: 0 E: 0 K: 0 S: 3 H: 0 LOB: 1 BB: 1 P: 7	R: 0 E: 0 K: 2 S: 7 H: 0 LOB: 0 BB: 0 P: 7	R: 1 E: 0 K: 1 S: 6 H: 2 LOB: 2 BB: 1 P: 10	R: 0 E: 0 K: 2 S: 7 H: 0 LOB: 0 BB: 0 P: 7	R: 0 E: 1 K: 1 S: 6 H: 0 LOB: 1 BB: 0 P: 6	1B: 4 2B: 1 3B: 0 HR: 0	SF: 0 SAC: 0 DP: 1 HBP: 0						

PITCHER		IP	WLS	BF	H	R	ER	SO	BB	IBB	HBP	BLK	WP	HR	S	P	ERA	WHIP
Floyd Youmans, R ERA: 5.06	(1, 1)	6.1	W	24	3	3	3	6	4	0	0	0	0	0	32	48	4.26	1.105
Tim Burke, R ERA: 0.76	(7, 1)	1.2		6	1	0	0	3	0	0	0	0	1	0	12	12	0.00	0.600
Jeff Reardon, R ERA: 2.64	(9, 1)	1.0	S	4	0	0	0	1	0	0	0	0	0	0	6	6	0.00	0.000

PITCHER	IP	WLS	BF	H	R	ER	SO	BB	IBB	HBP	BLK	WP	HR	S	P	ERA	WHIP

BOTTOM

Montreal Expos @ San Francisco Giants

Candlestick Park, San Francisco, CA

Fri May 23 1986, 10:05 PM EDT

Att. 11,034 - Unknown

livebaseballscorecards.com

AB	30
R	3
H	4
RBI	2
BB	4
SO	10
LOB	10

WP: 1	PA: 34		
PB: 0			
SB: 2			
CS: 1			

Montreal Expos @ San Francisco Giants

Candlestick Park, San Francisco, CA

Sat May 24 1986, 6:33 AM EDT

Att. 15,471 - Unknown

TOP

livebaseballscorecards.com

Batter	1	2	3	4	5	6	7	8	9	AB	R	H	RBI	BB	SO	LOB
Tim Raines, S (1, 7) OBP: 0.428, SLG: 0.510	0-0 ① 1B BB SF9 1B	0-3 ③ K			0-0 ① F8		0-0 1B 1B 1B 3-H		4-0 E SH1-3 1-3 SF8 BB	4	3	2	1	1	1	1
Mitch Webster, S (1, 8) OBP: 0.345, SLG: 0.408	4-0 SF9 1B 1-2 BB		0-0 ① F7		0-0 ② 5-3		0-0 ② F5		0-0 ① SH1-3 1-2	3	0	0	0	1	0	1
Jeff Parrett, R (7, 1)										0	0	0	0	0	0	0
Jeff Reardon, R (7, 1)										0	0	0	0	0	0	0
Andre Dawson, R (1, 9) OBP: 0.365, SLG: 0.551	0-0 1-2 2-3 1B		0-3 ② K		0-0 S 1B		0-0 1B 1-2 1B		4-0 E IBB	4	0	3	0	1	1	0
Hubie Brooks, R (1, 6) OBP: 0.395, SLG: 0.685	0-3 ① K		0-0 HR		0-3 ③ K 1-2		0-0 1-3 2-H 1B		0-0 E6 1-2 2-3 3-H	5	1	2	3	0	2	6
Tim Wallach, R (1, 5) OBP: 0.348, SLG: 0.490	0-0 ② SF9 2-3 3-H		0-0 ③ 6-3			0-0 ① F8	0-3 ③ K		0-0 ② SF8 3-H	3	0	0	2	0	1	2
Andres Galarraga, R (1, 3) OBP: 0.376, SLG: 0.471	0-0 ③ F9			0-0 HR		0-0 ② F4		0-3 ① K	0-0 ③ F7	5	1	1	1	0	1	4
Vance Law, R (1, 4) OBP: 0.314, SLG: 0.362		0-0 SH1-4 1B		0-3 ① K		0-0 ③ F8		0-0 ② 1-3		4	0	1	0	0	1	0
Mike Fitzgerald, R (1, 2) OBP: 0.299, SLG: 0.459		0-0 ① F8		0-0 ② F4			0-0 4-3 1B 2B	0-0 ③ 1-3		4	1	1	0	0	0	1
Andy McGaffigan, R (1, 1)										1	0	0	0	0	0	0
Bert Roberge, R (6, 1)										0	0	0	0	0	0	0
Jim Wohlford, R (7, PH) OBP: 0.158, SLG: 0.211										1	0	0	0	0	0	1
Herm Winningham, L (7, 8) OBP: 0.362, SLG: 0.386		0-0 ② SH1-4 1-2		0-0 ③ 4-3			0-0 ① 4-3 2-3		0-0 PB S E 1B	1	1	1	0	0	0	0

	AB	35
	R	7
	H	11
	RBI	7
	BB	3
	SO	7
	LOB	16

Inning Stats																		
	R: 1	H: 2	R: 0	H: 1	R: 1	H: 1	R: 1	H: 1	R: 0	H: 1	R: 0	H: 0	R: 2	H: 4	R: 0	H: 0	R: 2	H: 1
	E: 0	LOB: 2	E: 0	LOB: 1	E: 0	LOB: 0	E: 0	LOB: 0	E: 0	LOB: 1	E: 0	LOB: 0	E: 0	LOB: 2	E: 0	LOB: 0	E: 1	LOB: 2
	K: 1	BB: 1	K: 1	BB: 0	K: 1	BB: 0	K: 1	BB: 0	K: 1	BB: 0	K: 0	BB: 0	K: 1	BB: 0	K: 1	BB: 0	K: 0	BB: 2
	S: 7	P: 11	S: 6	P: 6	S: 6	P: 6	S: 6	P: 6	S: 6	P: 6	S: 3	P: 3	S: 9	P: 9	S: 5	P: 5	S: 5	P: 13

	1B: 8	SF: 2	WP: 0	PA: 42
	2B: 1	SAC: 2	PB: 1	
	3B: 0	DP: 0	SB: 2	
	HR: 2	HBP: 0	CS: 0	

PITCHER		IP	WLS	BF	H	R	ER	SO	BB	IBB	HBP	BLK	WP	HR	S	P	ERA	WHIP
Vida Blue, L ERA: 5.49	(1, 1)	6.1	L	28	8	5	5	5	1	0	0	0	0	2	37	41	7.11	1.421
Juan Berenguer, R ERA: 3.79	(7, 1)	0.2		4	2	0	0	1	0	0	0	0	0	0	6	6	0.00	3.000
Greg Minton, R ERA: 3.95	(8, 1)	2.0		10	1	2	1	1	1	1	0	0	0	0	10	18	4.50	1.000

PITCHER		IP	WLS	BF	H	R	ER	SO	BB	IBB	HBP	BLK	WP	HR	S	P	ERA	WHIP

Montreal Expos @ San Francisco Giants

Candlestick Park, San Francisco, CA

Sat May 24 1986, 6:33 AM EDT

Att. 15,471 - Unknown

livebaseballscorecards.com

BOTTOM

Batter	1	2	3	4	5	6	7	8	9	AB	R	H	RBI	BB	SO	LOB
Mike Woodard, L (1, 4) OBP: 0.353, SLG: 0.286	BBBB 4-0 1B SF8 S BB		x 0-0 ① 4-3		x 0-0 1B	BBBB 4-0 HR BB		x 0-0 ② F7	3	2	1	0	2	0	1
Will Clark, L (1, 3) OBP: 0.326, SLG: 0.462	SSS 0-3 ① K 1-2		x 0-0 ② 4-3		SSS 0-3 ③ K	x 0-0 1-H HR	SSS 0-3 ③ K		5	1	1	2	0	3	3
Candy Maldonado, R (1, 9) Greg Minton, S (8, 1) OBP: 0.289, SLG: 0.525	x 0-0 S 2-3 1B		x 0-0 ③ 6-3			x 0-0 ① F7	BBBB 4-0 BB		3 0	0 0	1 0	0 0	1 0	0 0	0 0
Jeffrey Leonard, R (1, 7) OBP: 0.364, SLG: 0.493	x 0-0 ② SF8 3-H			x 0-0 FC4-6 1B		H 1-0 WP 2B HBP	SSS 0-3 ③ K		2	1	1	1	0	1	1
Chili Davis, S (1, 8) (8, 9) OBP: 0.353, SLG: 0.444	BBBB 4-0 1-2 BB			x 0-0 ① FC4-6 1-2f		x 0-0 ② F5 1-2		x 0-0 ① G3	3	0	0	0	1	0	2
Luis Quinones, S (1, 5) OBP: 0.286, SLG: 0.429	x 0-0 ③ 4-3			x 0-0 ② F7		x 0-0 2-H 2B		x 0-0 G3-6-1 1B	4	0	2	1	0	0	3
Brad Gulden, L (1, 2) OBP: 0.150, SLG: 0.105		x 0-0 ① F3		x 0-0 ③ F7		x 0-0 ③ 3-1		x 0-0 ②③ G3-6-1 1-2f	4	0	0	0	0	0	3
Jose Uribe, S (1, 6) OBP: 0.333, SLG: 0.287		SSS 0-3 ② K			x 0-0 ① G3		SSS 0-3 ① K		BBBB 4-0 BB	3	0	0	0	1	2	0
Vida Blue, S (1, 1) Juan Berenguer, R (7, 1) Dan Gladden, R (7, PH) (8, 8) OBP: 0.316, SLG: 0.333		x 0-0 ③ F9			x 0-0 ② F5		x 0-0 ② L1		x 0-0 ① F7	2 0 2	0 0 0	0 0 0	0 0 0	0 0 0	0 0 1	0 0
Inning Stats	R: 1 H: 1 E: 0 LOB: 2 K: 1 BB: 2 S: 6 P: 14	R: 0 H: 0 E: 0 LOB: 0 K: 1 BB: 0 S: 5 P: 5	R: 0 H: 0 E: 0 LOB: 0 K: 0 BB: 0 S: 3 P: 3	R: 0 H: 1 E: 0 LOB: 1 K: 0 BB: 0 S: 4 P: 4	R: 0 H: 1 E: 0 LOB: 1 K: 1 BB: 0 S: 6 P: 6	R: 1 H: 1 E: 0 LOB: 1 K: 0 BB: 0 S: 4 P: 5	R: 2 H: 1 E: 0 LOB: 1 K: 2 BB: 2 S: 8 P: 16	R: 0 H: 1 E: 0 LOB: 0 K: 0 BB: 0 S: 3 P: 3	R: 0 H: 0 E: 0 LOB: 1 K: 1 BB: 1 S: 5 P: 9	1B: 4 SF: 1 2B: 1 SAC: 0 3B: 0 DP: 1 HR: 1 HBP: 1						

AB	31
R	4
H	6
RBI	4
BB	5
SO	6
LOB	14

WP: 1 PA: 38
PB: 0
SB: 2
CS: 0

PITCHER		IP	WLS	BF	H	R	ER	SO	BB	IBB	HBP	BLK	WP	HR	S	P	ERA	WHIP
Andy McGaffigan, R ERA: 4.2	(1, 1)	5.2	W	24	4	2	2	3	2	0	1	0	1	0	27	36	3.18	1.059
Bert Roberge, R ERA: 6.0	(6, 1)	0.1		1	0	0	0	0	0	0	0	0	0	0	1	1	0.00	0.000
Jeff Parrett, R ERA: 3.86	(7, 1)	0.2		5	1	2	2	1	2	0	0	0	0	1	5	13	27.00	4.500
Jeff Reardon, R ERA: 2.45	(7, 1)	2.1	S	8	1	0	0	2	1	0	0	0	0	0	11	15	0.00	0.857

PITCHER	IP	WLS	BF	H	R	ER	SO	BB	IBB	HBP	BLK	WP	HR	S	P	ERA	WHIP

Montreal Expos @ San Francisco Giants

Candlestick Park, San Francisco, CA

Sun May 25 1986, 6:33 AM EDT

Att. 29,121 - Unknown

livebaseballscorecards.com

Batter	1	2	3	4	5	6	7	8	9	AB	R	H	RBI	BB	SO	LOB
Tim Raines, S (1, 7) OBP: 0.424, SLG: 0.500 Jeff Parrett, R (8, 1)	L6		BBBB 4-0 G6-4-3 BB		F6			5-3		3 0	0 0	0 0	0 0	1 0	0 0	1 0
Herm Winningham, L (1, 8) OBP: 0.342, SLG: 0.361	4-3		G6-4-3 1-2f			F6		6-3		4	0	0	0	0	0	2
Andre Dawson, R (1, 9) OBP: 0.363, SLG: 0.542	1B HR 1B		6-3			F7			SSS K	4	1	1	0	0	1	0
Hubie Brooks, R (1, 6) OBP: 0.398, SLG: 0.678	1-3 HR 1B			BBBB G3 BB		SSS K			SSS K	3	1	1	0	1	2	0
Tim Wallach, R (1, 5) OBP: 0.345, SLG: 0.503	1-H 3-H HR			F7			F9		SSS K	4	1	1	3	0	1	1
Jason Thompson, L (1, 3) OBP: 0.379, SLG: 0.289	SSS K			G3 1-2			SSS K			3	0	0	0	0	2	1
Al Newman, S (1, 4) OBP: 0.306, SLG: 0.283		1-3		F8			6-3			3	0	0	0	0	0	1
Mike Fitzgerald, R (1, 2) OBP: 0.290, SLG: 0.444 Dann Bilardello, R (7, 2) OBP: 0.231, SLG: 0.298		F4			F8			5-3		2 1	0 0	0 0	0 0	0 0	0 0	0 0
Bryn Smith, R (1, 1) Dan Schatzeder, L (4, 1) OBP: 0.500, SLG: 0.727 Bert Roberge, R (7, 1) Wayne Krenchicki, L (8, PH) OBP: 0.179, SLG: 0.343 (8, 7)		F9			SSS K2-3			2B		1 1 0 1	0 0 0 0	0 0 0 1	0 0 0 0	0 1 0 0	0 0 0 0	0 0 0 0
Inning Stats	R: 3 E: 0 K: 1 S: 8 H: 3 LOB: 0 BB: 0 P: 8	R: 0 E: 0 K: 0 S: 3 H: 0 LOB: 0 BB: 0 P: 3	R: 0 E: 0 K: 0 S: 2 H: 0 LOB: 0 BB: 1 P: 6	R: 0 E: 0 K: 0 S: 3 H: 0 LOB: 1 BB: 1 P: 7	R: 0 E: 0 K: 1 S: 5 H: 0 LOB: 0 BB: 1 P: 5	R: 0 E: 0 K: 1 S: 5 H: 0 LOB: 0 BB: 0 P: 5	R: 0 E: 0 K: 1 S: 5 H: 0 LOB: 0 BB: 0 P: 5	R: 0 E: 0 K: 0 S: 4 H: 1 LOB: 1 BB: 0 P: 4	R: 0 E: 0 K: 3 S: 9 H: 0 LOB: 0 BB: 0 P: 9	1B: 2 2B: 1 3B: 0 HR: 1 SF: 0 SAC: 0 DP: 1 HBP: 0						

PITCHER		IP	W/L/S	BF	H	R	ER	SO	BB	IBB	HBP	BLK	WP	HR	S	P	ERA	WHIP
Michael LaCoss, R ERA: 1.91	(1, 1)	8.0	W	29	4	3	3	4	2	0	0	0	0	1	35	43	3.38	0.750
Mark Davis, L ERA: 2.28	(9, 1)	1.0		3	0	0	0	3	0	0	0	0	0	0	9	9	0.00	0.000

PITCHER		IP	W/L/S	BF	H	R	ER	SO	BB	IBB	HBP	BLK	WP	HR	S	P	ERA	WHIP

TOP

AB	30
R	3
H	4
RBI	3
BB	2
SO	7
LOB	6

WP: 0 PB: 0 SB: 0 CS: 0 PA: 32

Batter	1	2	3	4	5	6	7	8	9	AB	R	H	RBI	BB	SO	LOB
Dan Gladden, R (1, 8) OBP: 0.320, SLG: 0.337	CS 1B	SH FC4-6 1-2 2-3		FC3-6 1B 1-2		F9 ② 2-3	6-3 ② 2-3			4	0	2	0	0	0	2
Will Clark, L (1, 3) OBP: 0.323, SLG: 0.451	F8 ①② 1-2	FC4-6 ① G5-4-3 1-2f 2-3 3-H		FC3-6 ② 2B 1-2 2-3		B B B B 4-0 2B BB 1-2	F7 ③			4	1	0	1	1	0	6
Candy Maldonado, R (1, 9) OBP: 0.295, SLG: 0.541	S S S 0-3 K ③	G5-4-3 ②③ 1-2f		1B 2B 1-3 3-H		1B 2B 1-H 2-H		6-3 ① 1B		5	0	2	3	0	1	2
Jeffrey Leonard, R (1, 7) OBP: 0.371, SLG: 0.497		E 1B 1B	6-3 ①	6-3 ③		2-H 1B		G5-4-3 1B		5	1	3	0	0	0	2
Bob Brenly, R (1, 2) OBP: 0.377, SLG: 0.351		E5 WP 1B 1-2 1B	5-3 1B		B B B B 4-0 CS BB		B B B B 4-0 1B E BB	G5-4-3 ②③ 1-2f		3	2	1	0	2	0	2
Luis Quinones, S (1, 5) OBP: 0.364, SLG: 0.455		WP 1B 1-2 2-H 1B	5-3 ② 1-2		5-3 ①② 1-2		E 2B 1-2 1B			4	2	2	1	0	0	2
Mike Woodard, L (1, 4) OBP: 0.333, SLG: 0.235		B B B B 4-0 1B 1B 1-2 2-3 BB	G3 ③		G3 ③		F4 ①			3	1	0	0	1	0	3
Jose Uribe, S (1, 6) OBP: 0.338, SLG: 0.294		SH 1B FC4-6 1-3 2-H 3-H 1B		4-3 ①		F7 ①	E2 2B 1-3 2-H 1B			4	2	2	3	0	0	0
Michael LaCoss, R (1, 1) OBP: 0.368, SLG: 0.389 Mark Davis, L (9, 1)		FC4-6 SH 1-2 3-H 1B		FC3-6 1B 2B 1B		BB 2B 1B	BLK 2-H 3-H 2B			4 0	2 0	4 0	3 0	0 0	0 0	0 0
Inning Stats	R: 0 E: 0 K: 1 S: 5 H: 1 LOB: 0 BB: 0 P: 5	R: 5 E: 2 K: 0 S: 8 H: 4 LOB: 1 BB: 1 P: 12	R: 0 E: 0 K: 0 S: 4 H: 1 LOB: 1 BB: 0 P: 4	R: 1 E: 0 K: 0 S: 6 H: 3 LOB: 2 BB: 0 P: 6	R: 0 E: 0 K: 0 S: 2 H: 0 LOB: 0 BB: 1 P: 6	R: 2 E: 0 K: 0 S: 5 H: 3 LOB: 2 BB: 1 P: 9	R: 3 E: 1 K: 0 S: 6 H: 3 LOB: 1 BB: 1 P: 10	R: 0 E: 0 K: 0 S: 3 H: 1 LOB: 0 BB: 0 P: 3		1B: 13 2B: 3 3B: 0 HR: 0	SF: 0 SAC: 1 DP: 2 HBP: 0					

PITCHER		IP	WLS	BF	H	R	ER	SO	BB	IBB	HBP	BLK	WP	HR	S	P	ERA	WHIP
Bryn Smith, R ERA: 4.35	(1, 1)	3.2	L	21	9	6	4	1	1	0	0	0	1	0	22	26	9.82	2.727
Dan Schatzeder, L ERA: 3.27	(4, 1)	2.1		10	3	2	2	0	2	0	0	0	0	0	8	16	7.71	2.143
Bert Roberge, R ERA: 11.25	(7, 1)	1.0		7	3	3	3	0	1	0	0	1	0	0	6	10	27.00	4.000
Jeff Parrett, R ERA: 3.48	(8, 1)	1.0		3	1	0	0	0	0	0	0	0	0	0	3	3	0.00	1.000

PITCHER	IP	WLS	BF	H	R	ER	SO	BB	IBB	HBP	BLK	WP	HR	S	P	ERA	WHIP

BOTTOM

Montreal Expos @ San Francisco Giants

Candlestick Park, San Francisco, CA

Sun May 25 1986, 6:33 AM EDT

Att. 29,121 - Unknown

livebaseballscorecards.com

AB	36
R	11
H	16
RBI	11
BB	4
SO	1
LOB	19

Batter	1	2	3	4	5	6	7	8	9	AB	R	H	RBI	BB	SO	LOB
Tim Flannery, L (1, 4) OBP: 0.367, SLG: 0.414	4-3	BBBB 4-0 FC3-2 1B BB		BBBB 4-0 F9 1B 4-3 BB		SSS 0-3 K		0-0 FC6-4 1B		3	2	1	0	2	1	0
Tony Gwynn, L (1, 9) OBP: 0.420, SLG: 0.500	BBBB 4-0 3B BB	0-0 FC3-2 1B 1-2 2-3 3-Hf		0-0 4-3 F9 1B 1-2 1B		0-0 G3		0-0 FC6-4 1-2f		4	2	1	0	1	0	4
Kevin McReynolds, R (1, 8) (8, 7) OBP: 0.388, SLG: 0.552	0-0 4-3 1-H 3B	0-0 1-3 2-H 3-H 1B		0-0 F9 1-2 2-3		BBBB 4-0 WP BB			0-0 6-3	4	1	2	3	1	0	2
Terry Kennedy, L (1, 2) OBP: 0.313, SLG: 0.358	0-0 4-3 3-H	SSS 0-3 K		0-0 4-3 2-3 3-H		0-0 4-3 1-2			0-0 4-3	5	0	0	2	0	1	4
Graig Nettles, L (1, 5) OBP: 0.302, SLG: 0.456	0-0 F5		0-0 1B FC2-1-6 1B	0-0 3-H 1B			0-0 G3		0-0 HR	5	1	3	2	0	0	0
Dane Iorg, L (1, 3) OBP: 0.265, SLG: 0.412 Steve Garvey, R (7, 3) OBP: 0.266, SLG: 0.451		0-0 E 1B 1B 1B	0-0 FC2-1-6 1-3 1B	0-0 F2			0-0 6-3		0-0 HR	4 1	1 1	2 1	0 1	0 0	0 0	1 0
Garry Templeton, S (1, 6) OBP: 0.257, SLG: 0.223	0-0 E8 1B 1-3 FC3-2 1B	0-0 1 FC2-1-6 2 BB 1-2 3-H			0-0 F8		0-0 F7		0-0 6-3	5	0	1	0	0	0	2
John Kruk, L (1, 7) OBP: 0.346, SLG: 0.429 Marvell Wynne, L (8, 8) OBP: 0.327, SLG: 0.451	0-0 FC3-2 SH1-3 1B 2-3 3-H 1B	BBBB 4-0 1-2 BB			0-0 4-3			0-0 F7		3 0	1 0	1 0	1 0	1 0	0 0	0 0
Dave Dravecky, R (1, 1) OBP: 0.200, SLG: 0.292		0-0 SH1-3 1-2	SSS 0-3 K		SSS 0-3 K			0-0 4-3		3	0	0	0	0	2	2
Inning Stats	R: 2 E: 0 K: 0 S: 4 H: 1 LOB: 0 BB: 1 P: 8	R: 3 E: 1 K: 1 S: 9 H: 4 LOB: 2 BB: 1 P: 13	R: 0 E: 0 K: 1 S: 6 H: 2 LOB: 2 BB: 1 P: 10	R: 2 E: 0 K: 0 S: 5 H: 2 LOB: 1 BB: 1 P: 9	R: 0 E: 0 K: 1 S: 5 H: 0 LOB: 0 BB: 0 P: 5	R: 0 E: 0 K: 1 S: 5 H: 0 LOB: 1 BB: 1 P: 9	R: 0 E: 0 K: 0 S: 3 H: 0 LOB: 0 BB: 0 P: 3	R: 0 E: 0 K: 0 S: 4 H: 1 LOB: 1 BB: 0 P: 4	R: 2 E: 0 K: 0 S: 5 H: 2 LOB: 0 BB: 0 P: 5	1B: 9 2B: 1 3B: 1 HR: 2	SF: 0 SAC: 1 DP: 1 HBP: 0						

TOP

San Diego Padres @ Montreal Expos

Olympic Stadium, Montreal, QB

Mon May 26 1986, 7:05 PM EDT

Att. 11,626 - Unknown

livebaseballscorecards.com

AB	37
R	9
H	12
RBI	9
BB	5
SO	4
LOB	15

WP: 1 PB: 0 SB: 0 CS: 0 PA: 43

PITCHER		IP	WLS	BF	H	R	ER	SO	BB	IBB	HBP	BLK	WP	HR	S	P	ERA	WHIP
Jay Tibbs, R ERA: 2.71	(1, 1)	1.2		12	5	5	5	0	2	0	0	0	0	0	10	18	27.00	4.200
Bert Roberge, R ERA: 10.38	(2, 1)	0.1		1	0	0	0	1	0	0	0	0	0	0	3	3	0.00	0.000
Jeff Parrett, R ERA: 3.77	(3, 1)	4.0	L	18	4	2	2	3	3	0	0	0	1	0	21	33	4.50	1.750
Andy McGaffigan, R ERA: 4.01	(7, 1)	2.0		7	1	0	0	0	0	0	0	0	0	0	7	7	0.00	0.500
Tim Burke, R ERA: 1.24	(9, 1)	1.0		5	2	2	2	0	0	0	0	0	0	2	5	5	18.00	2.000

PITCHER	IP	WLS	BF	H	R	ER	SO	BB	IBB	HBP	BLK	WP	HR	S	P	ERA	WHIP

BOTTOM

San Diego Padres @ Montreal Expos

Olympic Stadium, Montreal, QB

Mon May 26 1986, 7:05 PM EDT

Att. 11,626 - Unknown

livebaseballscorecards.com

Batter	1	2	3	4	5	6	7	8	9	AB	R	H	RBI	BB	SO	LOB
Tim Raines, S (1, 7) OBP: 0.418, SLG: 0.509	1-3	HR 1-H 2-H		F4			L4		F8	5	1	1	3	0	0	1
Mitch Webster, S (1, 8) OBP: 0.346, SLG: 0.415	3-1	2B			F9		6-3		FC5-4 1B	5	0	2	0	0	0	0
Andre Dawson, R (1, 9) OBP: 0.364, SLG: 0.565	HR	F9			F5			E 1B 2B	FC5-4 1-2f	5	2	2	1	0	0	2
Hubie Brooks, R (1, 6) OBP: 0.389, SLG: 0.660	K		K		6-3			K		4	0	0	0	0	3	1
Tim Wallach, R (1, 5) OBP: 0.349, SLG: 0.507		E 1B BB	F7			2B		6-3		3	1	1	0	1	0	1
Andres Galarraga, R (1, 3) OBP: 0.364, SLG: 0.453		E5 1B HR 1-2	5-3			6-3		E5 1B 2-3		4	1	0	0	0	0	3
Vance Law, R (1, 4) OBP: 0.319, SLG: 0.366		HR 1-2 2-H 1B		F9		F8		1-2 3-H 1B		4	1	2	2	0	0	1
Dann Bilardello, R (1, 2) OBP: 0.218, SLG: 0.280		K		K		K		F8		3	0	0	0	0	3	3
Andy McGaffigan, R (7, 1)										0	0	0	0	0	0	0
Al Newman, S (8, PH) OBP: 0.300, SLG: 0.277										1	0	0	0	0	0	2
Tim Burke, R (9, 1)										0	0	0	0	0	0	0
Jay Tibbs, R (1, 1) OBP: 0.250, SLG: 0.222		F8		1B			F7		F6	0	0	0	0	0	0	0
Bert Roberge, R (2, 1)										0	0	0	0	0	0	0
Jim Wohlford, R (2, PH) OBP: 0.150, SLG: 0.200										1	0	0	0	0	0	2
Jeff Parrett, R (3, 1) OBP: 1.000, SLG: 1.000										1	0	1	0	0	0	0
Mike Fitzgerald, R (7, 2) OBP: 0.282, SLG: 0.431										2	0	0	0	0	0	0
Inning Stats	R: 1 E: 0 K: 1 S: 6 H: 1 LOB: 0 BB: 0 P: 6	R: 4 E: 1 K: 1 S: 9 H: 3 LOB: 1 BB: 1 P: 13	R: 0 E: 0 K: 1 S: 5 H: 0 LOB: 0 BB: 0 P: 5	R: 0 E: 0 K: 1 S: 6 H: 1 LOB: 1 BB: 0 P: 6	R: 0 E: 0 K: 0 S: 3 H: 0 LOB: 0 BB: 0 P: 3	R: 0 E: 0 K: 1 S: 6 H: 1 LOB: 1 BB: 0 P: 6	R: 0 E: 0 K: 0 S: 3 H: 0 LOB: 0 BB: 0 P: 3	R: 1 E: 1 K: 1 S: 8 H: 2 LOB: 2 BB: 0 P: 8	R: 0 E: 0 K: 0 S: 4 H: 1 LOB: 1 BB: 0 P: 4	1B: 4 2B: 3 3B: 0 HR: 2 SF: 0 SAC: 0 DP: 0 HBP: 0						

PITCHER	IP	WLS	BF	H	R	ER	SO	BB	IBB	HBP	BLK	WP	HR	S	P	ERA	WHIP
Dave Dravecky, L (1, 1) ERA: 2.12	9.0	W	39	9	6	1	6	1	0	0	0	0	2	50	54	1.00	1.111

PITCHER	IP	WLS	BF	H	R	ER	SO	BB	IBB	HBP	BLK	WP	HR	S	P	ERA	WHIP

AB	38
R	6
H	9
RBI	6
BB	1
SO	6
LOB	16

WP: 0 PB: 0 SB: 0 CS: 0 PA: 39

Batter	1	2	3	4	5	6	7	8	9	AB	R	H	RBI	BB	SO	LOB
Jerry Royster, R (1, 4) OBP: 0.293, SLG: 0.365	6-3	F8			F9			FC5-4 1B		3	0	0	0	0	0	1
Tim Flannery, L (8, PH) OBP: 0.372, SLG: 0.420 (8, 4)										1	0	1	0	0	0	0
Tony Gwynn, L (1, 9) OBP: 0.417, SLG: 0.494	1B HR 1B	9-3 1-2f			4-3			FC5-4 G5-4-3 1-2f		4	1	1	0	0	0	2
Kevin McReynolds, R (1, 8) OBP: 0.385, SLG: 0.544	HR 1-3 1B		F9			F9		G5-4-3 1-2f		4	1	1	0	0	0	1
Steve Garvey, R (1, 3) OBP: 0.271, SLG: 0.470	HR 1-H 3-H		K			F7			S 1B	4	1	2	3	0	1	0
Marvell Wynne, L (9, PR) OBP: 0.327, SLG: 0.451						BB			K 1-2	0	0	0	0	0	0	0
Carmelo Martinez, R (1, 7) OBP: 0.333, SLG: 0.380	F9 1B 2B		F9							3	1	1	0	1	1	1
Garry Templeton, S (1, 6) OBP: 0.251, SLG: 0.217	F9 2-3			F9		F9			L5	4	0	0	0	0	0	4
Terry Kennedy, L (1, 2) OBP: 0.312, SLG: 0.355	1B 3-H			K			K		F5	4	0	1	1	0	2	2
Mark Wasinger, R (1, 5)	K			F4			1-3			2	0	0	0	0	1	1
Graig Nettles, L (7, PH) OBP: 0.299, SLG: 0.452 (7, 5)										1	0	0	0	0	0	0
Andy Hawkins, R (1, 1) OBP: 0.190, SLG: 0.190		9-3 1B			K		F7			2	0	1	0	0	1	0
Gene Walter, L (6, 1) OBP: 0.500, SLG: 0.667										0	0	0	0	0	0	0
John Kruk, L (7, PH) OBP: 0.340, SLG: 0.420										1	0	0	0	0	0	0
Tim Stoddard, R (7, 1)										0	0	0	0	0	0	0
Inning Stats	R: 4 E: 0 K: 1 S: 10 H: 5 LOB: 1 BB: 0 P: 10	R: 0 E: 0 K: 0 S: 3 H: 1 LOB: 0 BB: 0 P: 3	R: 0 E: 0 K: 1 S: 5 H: 0 LOB: 0 BB: 0 P: 5	R: 0 E: 0 K: 1 S: 5 H: 0 LOB: 0 BB: 0 P: 5	R: 0 E: 0 K: 1 S: 5 H: 0 LOB: 0 BB: 0 P: 5	R: 0 E: 0 K: 0 S: 3 H: 0 LOB: 1 BB: 1 P: 7	R: 0 E: 0 K: 1 S: 5 H: 0 LOB: 0 BB: 0 P: 5	R: 0 E: 0 K: 0 S: 3 H: 1 LOB: 0 BB: 0 P: 3	R: 0 E: 0 K: 1 S: 6 H: 1 LOB: 2 BB: 0 P: 6	1B: 6 2B: 2 3B: 0 HR: 1 SF: 0 SAC: 0 DP: 2 HBP: 0	WP: 0 PB: 0 SB: 1 CS: 0 PA: 34					

PITCHER	IP	WLS	BF	H	R	ER	SO	BB	IBB	HBP	BLK	WP	HR	S	P	ERA	WHIP
Joe Hesketh, L (1, 1) ERA: 5.7	6.0		24	6	4	4	4	1	0	0	0	0	1	31	35	6.00	1.167
Tim Burke, R (7, 1) ERA: 1.17	2.0	W	6	1	0	0	1	0	0	0	0	0	0	8	8	0.00	0.500
Jeff Reardon, R (9, 1) ERA: 2.38	1.0	S	4	1	0	0	1	0	0	0	0	0	0	6	6	0.00	1.000

PITCHER	IP	WLS	BF	H	R	ER	SO	BB	IBB	HBP	BLK	WP	HR	S	P	ERA	WHIP

TOP

San Diego Padres @ Montreal Expos

Olympic Stadium, Montreal, QB

Tue May 27 1986, 7:05 PM EDT

Att. 11,641 - Unknown

livebaseballscorecards.com

AB	33
R	4
H	8
RBI	4
BB	1
SO	6
LOB	12

BOTTOM

San Diego Padres @ Montreal Expos

Olympic Stadium, Montreal, QB

Tue May 27 1986, 7:05 PM EDT

Att. 11,641 - Unknown

livebaseballscorecards.com

Batter	1	2	3	4	5	6	7	8	9	AB	R	H	RBI	BB	SO	LOB
Tim Raines, S (1, 7) OBP: 0.420, SLG: 0.509	FC6-4 1B		4-3		1B 1B	K				4	2	2	0	0	1	3
Mitch Webster, S (1, 8) OBP: 0.357, SLG: 0.424	FC6-4 1B			F8 E 1B	1-H BLK 1B		E1 SH5-3 5-3			4	2	3	1	0	0	0
Al Newman, S (9, 6) OBP: 0.300, SLG: 0.277	1-3									0	0	0	0	0	0	0
Andre Dawson, R (1, 9) OBP: 0.357, SLG: 0.553	FC6-4 CS 1-2f 3-H			F8 1-3	F5 1-2		SH5-3 1-3			3	0	0	1	0	0	3
Hubie Brooks, R (1, 6) OBP: 0.385, SLG: 0.656	K 1-2			E5 3-H		4-3 PB 2B	5-3 3-H			4	1	1	2	0	1	1
Jeff Reardon, R (9, 1)										0	0	0	0	0	0	0
Tim Wallach, R (1, 5) OBP: 0.341, SLG: 0.494		F9	6-3			4-3 2-3	F2			4	0	0	0	0	0	2
Andres Galarraga, R (1, 3) OBP: 0.368, SLG: 0.450		6-3		BB		FC5-4 1B 3-H		F3		3	0	1	0	1	0	0
Vance Law, R (1, 4) OBP: 0.311, SLG: 0.356		6-3		F9		FC5-4 1B 1-2f		K		4	0	0	0	0	1	3
Mike Fitzgerald, R (1, 2) OBP: 0.280, SLG: 0.412			K	F8		1B IBB 1-2		F7		3	0	0	0	1	1	0
Joe Hesketh, R (1, 1)			K	K		1B 1-2 2-3				2	0	0	0	0	2	0
Wayne Krenchicki, L (6, PH) OBP: 0.200, SLG: 0.361										1	0	1	0	0	0	0
Tim Burke, R (7, 1)										0	0	0	0	0	0	0
Herm Winningham, L (9, 8) OBP: 0.342, SLG: 0.361										0	0	0	0	0	0	0
Inning Stats	R: 1 E: 0 K: 1 S: 6 H: 2 LOB: 1 BB: 0 P: 6	R: 0 E: 0 K: 0 S: 3 H: 0 LOB: 0 BB: 0 P: 3	R: 0 E: 0 K: 2 S: 7 H: 0 LOB: 0 BB: 0 P: 7	R: 1 E: 1 K: 0 S: 5 H: 1 LOB: 2 BB: 1 P: 9	R: 1 E: 0 K: 1 S: 7 H: 2 LOB: 1 BB: 0 P: 7	R: 1 E: 0 K: 1 S: 8 H: 3 LOB: 3 BB: 1 P: 12	R: 1 E: 1 K: 0 S: 4 H: 0 LOB: 0 BB: 0 P: 4	R: 0 E: 0 K: 1 S: 5 H: 0 LOB: 0 BB: 0 P: 5		1B: 7 2B: 2 3B: 0 HR: 0	SF: 0 SAC: 1 DP: 1 HBP: 0					

	AB	32
	R	5
	H	8
	RBI	4
	BB	2
	SO	6
	LOB	12

WP: 0 PB: 1 SB: 5 CS: 1 PA: 35

PITCHER		IP	WLS	BF	H	R	ER	SO	BB	IBB	HBP	BLK	WP	HR	S	P	ERA	WHIP
Andy Hawkins, R ERA: 4.01	(1, 1)	5.2		27	8	4	4	4	1	1	0	1	0	0	33	41	6.35	1.588
Gene Walter, L ERA: 3.2	(6, 1)	0.1		1	0	0	0	1	0	0	0	0	0	0	3	3	0.00	0.000
Tim Stoddard, R ERA: 4.21	(7, 1)	2.0	L	7	0	1	0	1	0	0	0	0	0	0	9	9	0.00	0.000

PITCHER	IP	WLS	BF	H	R	ER	SO	BB	IBB	HBP	BLK	WP	HR	S	P	ERA	WHIP

Batter	1	2	3	4	5	6	7	8	9	AB	R	H	RBI	BB	SO	LOB
Tim Flannery, L (1, 6) OBP: 0.373, SLG: 0.414	BBB 4-0 G6-4-3 BB		x 0-0 ① L6	x 0-0 HBP 2B 1B		x 0-0 ③ 4-3		x 0-0 ③ F7		4	1	1	0	1	0	0
Tony Gwynn, L (1, 9) OBP: 0.416, SLG: 0.489	x 0-0 ① ② G6-4-3 1-2f		x 0-0 S S 1B 1B	H 1-0 1-2 2B HBP			x 0-0 ① 4-3		x 0-0 ① 4-3	4	2	1	0	0	0	1
Kevin McReynolds, R (1, 8) (7, 7) OBP: 0.385, SLG: 0.543	SSS 0-3 ③ K		BBBB 4-0 S 1-2 1B BB	x 0-0 1-H 2-H 2B			x 0-0 ② F9		x 0-0 ② 5-3	4	1	1	2	1	1	0
Steve Garvey, R (1, 3) OBP: 0.282, SLG: 0.477 Marvell Wynne, L (7, 8) OBP: 0.321, SLG: 0.442		x 0-0 BB HR 1B	x 0-0 E 1-H 2-H 1B 1B	x 0-0 ③ F9			x 0-0 1B		x 0-0 ③ 5-3	4 1	2 0	3 0	2 0	0 0	0 0	1 0
Graig Nettles, L (1, 5) OBP: 0.298, SLG: 0.439		BBBB 4-0 1-2 HR BB	x 0-0 E3 1B 1-3	x 0-0 ① 5-3			x 0-0 ③ F9			3	1	0	0	1	0	2
Carmelo Martinez, R (1, 7) (7, 3) OBP: 0.349, SLG: 0.396		x 0-0 ① F9	x 0-0 ② 1-3 3-H 1B	x 0-0 G4-6-3 1B				x 0-0 HR 1B		4	1	3	1	0	0	2
Terry Kennedy, L (1, 2) OBP: 0.310, SLG: 0.373		x 0-0 1-H 2-H HR	SSS 0-3 ③ K	x 0-0 ② ③ G4-6-3 1-2f				SSS 0-3 ① K		4	1	1	3	0	2	3
Jerry Royster, R (1, 4) OBP: 0.291, SLG: 0.397		x 0-0 ② 4-3	x 0-0 ① 6-3	SSS 0-3 ① K				x 0-0 1-H HR		4	1	1	2	0	1	0
LaMarr Hoyt, R (1, 1) OBP: 0.167, SLG: 0.167 Lance McCullers, S (9, 1)		SSS 0-3 ③ K	x 0-0 ② 1-3	x 0-0 ② G3				SSS 0-3 ② K		4 0	0 0	0 0	0 0	0 0	2 0	0 0
Inning Stats	R: 0 H: 0 E: 0 LOB: 0 K: 1 BB: 1 S: 4 P: 8	R: 3 H: 2 E: 0 LOB: 0 K: 1 BB: 1 S: 7 P: 11	R: 3 H: 3 E: 1 LOB: 1 K: 1 BB: 1 S: 8 P: 12	R: 2 H: 2 E: 0 LOB: 1 K: 0 BB: 0 S: 5 P: 6	R: 0 H: 1 E: 0 LOB: 0 K: 0 BB: 0 S: 3 P: 3	R: 0 H: 0 E: 0 LOB: 0 K: 1 BB: 0 S: 5 P: 5	R: 0 H: 1 E: 0 LOB: 1 K: 0 BB: 0 S: 4 P: 4	R: 2 H: 2 E: 0 LOB: 0 K: 2 BB: 0 S: 9 P: 9	R: 0 H: 0 E: 0 LOB: 0 K: 0 BB: 0 S: 3 P: 3	1B: 8 SF: 0 2B: 1 SAC: 0 3B: 0 DP: 2 HR: 2 HBP: 1						

TOP

San Diego Padres @ Montreal Expos

Olympic Stadium, Montreal, QB

Wed May 28 1986, 7:05 PM EDT

Att. 21,342 - Unknown

livebaseballscorecards.com

AB	36
R	10
H	11
RBI	10
BB	3
SO	6
LOB	9

PITCHER		IP	WLS	BF	H	R	ER	SO	BB	IBB	HBP	BLK	WP	HR	S	P	ERA	WHIP
Floyd Youmans, R ERA: 5.72	(1, 1)	2.1	L	13	4	6	5	2	3	0	0	0	0	1	14	26	19.29	3.000
Bert Roberge, R ERA: 10.5	(3, 1)	1.2		9	3	2	2	1	0	0	1	0	0	0	10	11	10.80	1.800
Andy McGaffigan, R ERA: 3.83	(5, 1)	2.0		6	1	0	0	1	0	0	0	0	0	0	8	8	0.00	0.500
Jeff Parrett, R ERA: 4.41	(7, 1)	2.0		9	3	2	2	2	0	0	0	0	0	1	13	13	9.00	1.500
Vance Law, R ERA:	(9, 1)	1.0		3	0	0	0	0	0	0	0	0	0	0	3	3	0.00	0.000

PITCHER	IP	WLS	BF	H	R	ER	SO	BB	IBB	HBP	BLK	WP	HR	S	P	ERA	WHIP

Batter	1	2	3	4	5	6	7	8	9	AB	R	H	RBI	BB	SO	LOB
Tim Raines, S (1, 7) OBP: 0.414, SLG: 0.500 Jim Wohlford, R (5, 7) OBP: 0.136, SLG: 0.182	F7	K		F7		F4			F9	3 2	0 0	0 0	0 0	0 0	1 0	3 2
Mitch Webster, S (1, 8) OBP: 0.352, SLG: 0.424 (6, 9)	F7		2B		F9		F4		F8	5	0	1	0	0	0	0
Andre Dawson, R (1, 9) OBP: 0.363, SLG: 0.562 Herm Winningham, L (6, 8) OBP: 0.347, SLG: 0.413	E5 FC5 1B		FC6-4 1B		2B		3-1		HR	3 2	0 1	2 1	0 1	0 0	0 0	0 0
Tim Wallach, R (1, 5) OBP: 0.343, SLG: 0.503	1-2 1B		F6		5-3		F3		3B	5	0	2	0	0	0	3
Andres Galarraga, R (1, 3) OBP: 0.359, SLG: 0.438 Dann Bilardello, R (7, 2) OBP: 0.228, SLG: 0.308	FC5 2-3f		K		K			2B	K	3 2	0 0	0 1	0 0	0 0	2 1	5 1
Vance Law, R (1, 4) OBP: 0.309, SLG: 0.353 (9, 1)		G6-4-3 BB 1B	FC6-4 1-2f			F3		F4		4	0	1	0	0	0	3
Al Newman, S (1, 6) OBP: 0.352, SLG: 0.292		G6-4-3 1-2 BB		5-3 BB		1B 1B		BB		1	0	1	0	3	0	0
Mike Fitzgerald, R (1, 2) OBP: 0.282, SLG: 0.408 Jeff Parrett, R (7, 1) OBP: 1.000, SLG: 1.000 Wayne Krenchicki, L (8, PH) OBP: 0.195, SLG: 0.351 (9, 4)		G6-4-3 1-2f 2-3		5-3 1-2		1-2 1B		F3		3 0 1	0 0 0	1 0 0	0 0 0	0 0 0	0 0 0	3 0 2
Floyd Youmans, R (1, 1) OBP: 0.211, SLG: 0.063 Bert Roberge, R (3, 1) Dan Schatzeder, L (4, PH) OBP: 0.462, SLG: 0.667 Andy McGaffigan, R (5, 1) Jason Thompson, L (6, PH) OBP: 0.367, SLG: 0.277 (7, 3)		BB		K		F4			F9	0 0 1 0 2	0 0 0 0 0	0 0 0 0 0	0 0 0 0 0	1 0 1 0 0	0 0 0 0 0	0 0 1 0 4
Inning Stats	R: 0 E: 1 K: 0 S: 5 H: 1 LOB: 2 BB: 0 P: 5	R: 0 E: 0 K: 1 S: 5 H: 1 LOB: 2 BB: 2 P: 13	R: 0 E: 0 K: 1 S: 7 H: 2 LOB: 2 BB: 0 P: 7	R: 0 E: 0 K: 1 S: 5 H: 0 LOB: 1 BB: 1 P: 9	R: 0 E: 0 K: 1 S: 6 H: 1 LOB: 1 BB: 0 P: 6	R: 0 E: 0 K: 0 S: 5 H: 2 LOB: 2 BB: 0 P: 5	R: 0 E: 0 K: 0 S: 3 H: 0 LOB: 0 BB: 0 P: 3	R: 0 E: 0 K: 0 S: 4 H: 1 LOB: 2 BB: 1 P: 8	R: 1 E: 0 K: 1 S: 7 H: 2 LOB: 1 BB: 0 P: 7	1B: 5 2B: 3 3B: 1 HR: 1	SF: 0 SAC: 0 DP: 1 HBP: 0			WP: 0 PB: 0 SB: 0 CS: 0	PA: 41		

PITCHER	IP	WLS	BF	H	R	ER	SO	BB	IBB	HBP	BLK	WP	HR	S	P	ERA	WHIP
LaMarr Hoyt, R (1, 1) ERA: 4.06	8.2	W	40	10	1	1	4	4	0	0	0	0	1	44	60	1.04	1.615
Lance McCullers, R (9, 1) ERA: 1.11	0.1		1	0	0	0	1	0	0	0	0	0	0	3	3	0.00	0.000

PITCHER	IP	WLS	BF	H	R	ER	SO	BB	IBB	HBP	BLK	WP	HR	S	P	ERA	WHIP

BOTTOM

San Diego Padres @ Montreal Expos

Olympic Stadium, Montreal, QB

Wed May 28 1986, 7:05 PM EDT

Att. 21,342 - Unknown

livebaseballscorecards.com

AB	37
R	1
H	10
RBI	1
BB	4
SO	5
LOB	27

Batter	1	2	3	4	5	6	7	8	9	AB	R	H	RBI	BB	SO	LOB
Herm Winningham, L (1, 8) OBP: 0.329, SLG: 0.388	x 0-0 ① 5-3		x 0-0 ② F5			S S S 0-3 ① K			x 0-0 ① 4-3	4	0	0	0	0	1	1
Mitch Webster, S (1, 7) OBP: 0.355, SLG: 0.418	B B B B 4-0 S BB		x 0-0 ③ F5			x 0-0 ② 1-3			B B B B 4-0 CS BB	2	0	0	0	2	0	1
Andre Dawson, R (1, 9) OBP: 0.354, SLG: 0.548	S S S 0-3 ② K 1-2			S S S 0-3 ① K		x 0-0 ③ 6-3			x 0-0 ②③ 5-3 1-2	4	0	0	0	0	2	2
Hubie Brooks, R (1, 6) OBP: 0.381, SLG: 0.648	S S S 0-3 ③ K			S S S 0-3 ② K			x 0-0 ① 4-3			2	0	0	0	0	2	1
Al Newman, S (4, 6) OBP: 0.345, SLG: 0.286										1	0	0	0	0	0	0
Tim Wallach, R (1, 5) OBP: 0.337, SLG: 0.494		S S S 0-3 ① K		S S S 0-3 ③ K			x 0-0 ② 6-3			3	0	0	0	0	2	0
Andres Galarraga, R (1, 3) OBP: 0.351, SLG: 0.426		S S S 0-3 ② K			x 0-0 ① 6-3		x 0-0 ③ F6			3	0	0	0	0	1	0
Vance Law, R (1, 4) OBP: 0.303, SLG: 0.345		S S S 0-3 ③ K			x 0-0 ② 6-3			S S S 0-3 ① K		3	0	0	0	0	2	0
Mike Fitzgerald, R (1, 2) OBP: 0.296, SLG: 0.459			x 0-0 SH3 1B		x 0-0 HR			S S S 0-3 ② K		3	1	2	1	0	1	0
Bryn Smith, R (1, 1)			x 0-0 ① SH3 1-2		x 0-0 ③ 6-3			x 0-0 ③ F7		2	0	0	0	0	0	0
Jeff Reardon, R (8, 1)										0	0	0	0	0	0	0
Inning Stats	R: 0 H: 0 E: 0 LOB: 1 K: 2 BB: 1 S: 7 P: 11	R: 0 H: 0 E: 0 LOB: 0 K: 3 BB: 0 S: 9 P: 9	R: 0 H: 1 E: 0 LOB: 1 K: 0 BB: 0 S: 4 P: 4	R: 0 H: 0 E: 0 LOB: 0 K: 3 BB: 0 S: 9 P: 9	R: 1 H: 1 E: 0 LOB: 0 K: 0 BB: 0 S: 4 P: 4	R: 0 H: 0 E: 0 LOB: 0 K: 1 BB: 0 S: 5 P: 5	R: 0 H: 0 E: 0 LOB: 0 K: 0 BB: 0 S: 3 P: 3	R: 0 H: 0 E: 0 LOB: 0 K: 2 BB: 0 S: 7 P: 7	R: 0 H: 0 E: 0 LOB: 0 K: 0 BB: 1 S: 2 P: 6	1B: 1 SF: 0 2B: 0 SAC: 1 3B: 0 DP: 0 HR: 1 HBP: 0						

TOP

Montreal Expos @ Houston Astros

Astrodome, Houston, TX

Fri May 30 1986, 8:05 PM EDT

Att. 13,854 - Unknown

livebaseballscorecards.com

AB	27
R	1
H	2
RBI	1
BB	2
SO	11
LOB	5

WP: 0 PA: 30
PB: 0
SB: 1
CS: 1

PITCHER		IP	WLS	BF	H	R	ER	SO	BB	IBB	HBP	BLK	WP	HR	S	P	ERA	WHIP
Mike Scott, R ERA: 2.84	(1, 1)	8.0	L	27	2	1	1	11	1	0	0	0	0	1	48	52	1.12	0.375
Charlie Kerfeld, R ERA: 1.41	(9, 1)	1.0		3	0	0	0	0	1	0	0	0	0	0	2	6	0.00	1.000

PITCHER	IP	WLS	BF	H	R	ER	SO	BB	IBB	HBP	BLK	WP	HR	S	P	ERA	WHIP

Batter	1	2	3	4	5	6	7	8	9	AB	R	H	RBI	BB	SO	LOB
Kevin Bass, S (1, 8) OBP: 0.313, SLG: 0.418	6-3		K			G1-6-3 1B			F6	4	0	1	0	0	1	0
Terry Puhl, L (1, 9) OBP: 0.297, SLG: 0.319	L1			4-3		G1-6-3 1-2f			K	4	0	0	0	0	1	1
Jose Cruz, L (1, 7) OBP: 0.306, SLG: 0.297	5-3			K			F6		4-3	4	0	0	0	0	1	0
Denny Walling, L (1, 5) OBP: 0.355, SLG: 0.388		4-3		G3			L5			3	0	0	0	0	0	0
Glenn Davis, R (1, 3) OBP: 0.321, SLG: 0.451		FC4-6 1B			BB		5-3			2	0	1	0	1	0	0
Phil Garner, R (1, 4) OBP: 0.336, SLG: 0.496		FC4-6 S 1-2f			F8			5-3		3	0	0	0	0	0	2
Mark Bailey, S (1, 2) OBP: 0.299, SLG: 0.303 Billy Hatcher, R (8, PR) OBP: 0.306, SLG: 0.319 Charlie Kerfeld, R (9, 1)		4-3 1-2			K			S 1B		3 0 0	0 0 0	1 0 0	0 0 0	0 0 0	1 0 0	2 0 0
Dickie Thon, R (1, 6) OBP: 0.310, SLG: 0.359 Craig Reynolds, L (8, PH) OBP: 0.312, SLG: 0.417 (9, 6)			5-3		5-3			F7 1-2		2 1	0 0	0 0	0 0	0 0	0 0	1 1
Mike Scott, R (1, 1) OBP: 0.077, SLG: 0.040 Alan Ashby, S (8, PH) OBP: 0.347, SLG: 0.400 (9, 2)			K			5-3			K	2 1	0 0	0 0	0 0	0 0	1 1	0 2
Inning Stats	R: 0 E: 0 K: 0 S: 3 H: 0 LOB: 0 BB: 0 P: 3	R: 0 E: 0 K: 0 S: 4 H: 1 LOB: 1 BB: 0 P: 4	R: 0 E: 0 K: 2 S: 7 H: 0 LOB: 0 BB: 0 P: 7	R: 0 E: 0 K: 1 S: 5 H: 0 LOB: 0 BB: 0 P: 5	R: 0 E: 0 K: 1 S: 5 H: 0 LOB: 1 BB: 1 P: 9	R: 0 E: 0 K: 0 S: 3 H: 1 LOB: 0 BB: 0 P: 3	R: 0 E: 0 K: 0 S: 3 H: 0 LOB: 0 BB: 0 P: 3	R: 0 E: 0 K: 1 S: 6 H: 1 LOB: 2 BB: 0 P: 6	R: 0 E: 0 K: 1 S: 5 H: 0 LOB: 0 BB: 0 P: 5	1B: 3 2B: 0 3B: 0 HR: 0 SF: 0 SAC: 0 DP: 1 HBP: 0						

PITCHER	IP	WLS	BF	H	R	ER	SO	BB	IBB	HBP	BLK	WP	HR	S	P	ERA	WHIP
Bryn Smith, R (1, 1) ERA: 3.88	7.1	W	25	3	0	0	4	1	0	0	0	0	0	32	36	0.00	0.545
Jeff Reardon, R (8, 1) ERA: 2.27	1.2	S	5	0	0	0	2	0	0	0	0	0	0	9	9	0.00	0.000

PITCHER	IP	WLS	BF	H	R	ER	SO	BB	IBB	HBP	BLK	WP	HR	S	P	ERA	WHIP

Montreal Expos @ Houston Astros

Astrodome, Houston, TX

Fri May 30 1986, 8:05 PM EDT

Att. 13,854 - Unknown

BOTTOM

livebaseballscorecards.com

AB	29
R	0
H	3
RBI	0
BB	1
SO	6
LOB	9

Batter	1	2	3	4	5	6	7	8	9	AB	R	H	RBI	BB	SO	LOB
Al Newman, S (1, 6) OBP: 0.322, SLG: 0.264	K		F6		G3 2-3		SH1-3 2-3		G4-6-3 1-2f	4	0	0	0	0	1	3
Mitch Webster, S (1, 7) OBP: 0.353, SLG: 0.409	K			F7	F8		BB			3	0	0	0	1	1	1
Andre Dawson, R (1, 9) OBP: 0.352, SLG: 0.540	5-3			5-3 2B 1B		F9	F4			4	1	1	0	0	0	2
Tim Wallach, R (1, 5) OBP: 0.341, SLG: 0.506		G3 FC5-2-5-2-6 2B		5-3 1-2		G3 E 2B		K		4	1	2	0	0	1	1
Wayne Krenchicki, L (1, 3) OBP: 0.205, SLG: 0.375 Andres Galarraga, R (6, 3) OBP: 0.348, SLG: 0.422		G3 2-3		2-H 2B		G3 2-3		4-3		3 1	0 0	1 0	1 0	0 0	0 0	2 0
Vance Law, R (1, 4) OBP: 0.296, SLG: 0.336		FC5-2-5-2-6 3-H		K		E1 3-H		F3		4	0	0	0	0	1	2
Herm Winningham, L (1, 8) OBP: 0.337, SLG: 0.408		K			1B 2B	F7			1B FC1 1B	4	1	2	0	0	1	2
Dann Bilardello, R (1, 2) OBP: 0.237, SLG: 0.315 Tim Raines, S (7, PH) OBP: 0.417, SLG: 0.500 Tim Burke, R (7, 1) Jim Wohlford, R (9, PH) OBP: 0.174, SLG: 0.217			F7	G3 SH3-4 2-H 1B			SH1-3 SH3-4 BB		FC1 1-3 1B	2 0 0 1	0 0 0 0	1 0 0 1	1 0 0 0	0 1 0 0	0 0 0 0	0 0 0 0
Jay Tibbs, R (1, 1) OBP: 0.238, SLG: 0.211 Mike Fitzgerald, R (7, PH) OBP: 0.293, SLG: 0.453 (7, 2)			K	SH3-4 1-2			SH3-4 1-2		FC1 G4-6-3 1-2 3-H	1 1	0 0	0 0	0 0	0 0	1 0	0 2
Inning Stats	R: 0 E: 0 K: 2 S: 7 H: 0 LOB: 0 BB: 0 P: 7	R: 0 E: 0 K: 1 S: 6 H: 1 LOB: 1 BB: 0 P: 6	R: 0 E: 0 K: 1 S: 5 H: 0 LOB: 0 BB: 0 P: 5	R: 1 E: 0 K: 1 S: 7 H: 2 LOB: 1 BB: 0 P: 7	R: 1 E: 0 K: 0 S: 5 H: 2 LOB: 1 BB: 0 P: 5	R: 1 E: 1 K: 0 S: 5 H: 1 LOB: 1 BB: 0 P: 5	R: 0 E: 0 K: 0 S: 3 H: 0 LOB: 2 BB: 2 P: 11	R: 0 E: 0 K: 1 S: 5 H: 0 LOB: 0 BB: 0 P: 5	R: 0 E: 0 K: 0 S: 4 H: 2 LOB: 1 BB: 0 P: 4	1B: 4 2B: 4 3B: 0 HR: 0 SF: 0 SAC: 3 DP: 1 HBP: 0						

PITCHER	IP	WLS	BF	H	R	ER	SO	BB	IBB	HBP	BLK	WP	HR	S	P	ERA	WHIP
Nolan Ryan, R (1, 1) ERA: 5.21	1.0		3	0	0	0	2	0	0	0	0	0	0	7	7	0.00	0.000
Julio Solano, R (2, 1) ERA: 5.53	5.0		22	6	3	2	3	0	0	0	0	0	0	28	28	3.60	1.200
Larry Andersen, R (7, 1) ERA: 3.0	1.0		5	0	0	0	0	2	0	0	0	0	0	3	11	0.00	2.000
Frank DiPino, L (8, 1) ERA: 1.59	1.0	W	4	1	0	0	1	0	0	0	0	0	0	6	6	0.00	1.000
Dave Smith, R (9, 1) ERA: 2.0	1.0	S	3	1	0	0	0	0	0	0	0	0	0	3	3	0.00	1.000

PITCHER	IP	WLS	BF	H	R	ER	SO	BB	IBB	HBP	BLK	WP	HR	S	P	ERA	WHIP

Montreal Expos @ Houston Astros

Astrodome, Houston, TX

Sat May 31 1986, 8:05 PM EDT

Att. 25,381 - Unknown

TOP

livebaseballscorecards.com

AB	32
R	3
H	8
RBI	2
BB	2
SO	6
LOB	15

WP: 0	PB: 0	SB: 0
CS: 0	PA: 37	

Montreal Expos @ Houston Astros

Astrodome, Houston, TX

Sat May 31 1986, 8:05 PM EDT

Att. 25,381 - Unknown

BOTTOM

Batter	1	2	3	4	5	6	7	8	9	AB	R	H	RBI	BB	SO	LOB
Bill Doran, S (1, 4) OBP: 0.372, SLG: 0.331	F7		CS 1B			5-3	K			4	0	1	0	0	1	1
Terry Puhl, L (1, 9) OBP: 0.295, SLG: 0.316	G3		K 1-2			4-3	1B 2-H			4	0	1	0	0	1	1
Frank DiPino, L (8, 1) OBP: 0.250, SLG: 0.250										0	0	0	0	0	0	0
Dave Smith, R (9, 1)										0	0	0	0	0	0	0
Jose Cruz, L (1, 7) OBP: 0.304, SLG: 0.296	5-3			4-3		2B 1B		F9		4	1	1	0	0	0	0
Tony Walker, R (9, 8) OBP: 0.275, SLG: 0.343										0	0	0	0	0	0	0
Denny Walling, L (1, 5) OBP: 0.351, SLG: 0.392		6-3		L6		1B 2B 1-H		1-3		4	1	1	1	0	0	0
Glenn Davis, R (1, 3) OBP: 0.330, SLG: 0.476		E6 1B		FC4-6 1B		1B 2-H		HR		4	1	3	2	0	0	0
Kevin Bass, S (1, 8) OBP: 0.311, SLG: 0.414		1B 1-2		FC4-6 1-2f		F8		F9		4	0	1	0	0	0	2
Alan Ashby, S (1, 2) OBP: 0.333, SLG: 0.381		F7			K		F7			3	0	0	0	0	1	2
Billy Hatcher, R (8, 8) OBP: 0.306, SLG: 0.319										0	0	0	0	0	0	0
(9, 7)																
Dickie Thon, R (1, 6) OBP: 0.305, SLG: 0.352		K			K		2B 1B			2	0	0	0	0	2	2
Craig Reynolds, L (7, PH) OBP: 0.321, SLG: 0.425										1	1	1	0	0	0	0
(8, 6)																
Nolan Ryan, R (1, 1) OBP: 0.167, SLG: 0.167			1-3		K		1B 2B 1-H			0	0	0	0	0	0	0
Julio Solano, R (2, 1)										2	0	0	0	0	1	0
Larry Andersen, R (7, 1)										0	0	0	0	0	0	0
Mark Bailey, S (7, PH) OBP: 0.305, SLG: 0.320										1	0	1	1	0	0	0
(8, 2)																
Inning Stats	R: 0 E: 0 K: 0 S: 3 H: 0 LOB: 0 BB: 0 P: 3	R: 0 E: 1 K: 1 S: 7 H: 1 LOB: 2 BB: 0 P: 7	R: 0 E: 0 K: 1 S: 5 H: 1 LOB: 0 BB: 0 P: 5	R: 0 E: 0 K: 0 S: 4 H: 1 LOB: 1 BB: 0 P: 4	R: 0 E: 0 K: 3 S: 9 H: 0 LOB: 0 BB: 0 P: 9	R: 2 E: 0 K: 0 S: 6 H: 3 LOB: 1 BB: 0 P: 6	R: 1 E: 0 K: 1 S: 7 H: 3 LOB: 2 BB: 0 P: 7	R: 1 E: 0 K: 0 S: 4 H: 1 LOB: 0 BB: 0 P: 4		1B: 7 2B: 2 3B: 0 HR: 1	SF: 0 SAC: 0 DP: 0 HBP: 0						

livebaseballscorecards.com

AB	33
R	4
H	10
RBI	4
BB	0
SO	6
LOB	8

WP: 0 PB: 0 SB: 0 CS: 1 PA: 33

PITCHER		IP	WLS	BF	H	R	ER	SO	BB	IBB	HBP	BLK	WP	HR	S	P	ERA	WHIP
Jay Tibbs, R ERA: 2.74	(1, 1)	6.0		24	6	2	2	5	0	0	0	0	0	0	34	34	3.00	1.000
Tim Burke, R ERA: 1.56	(7, 1)	2.0	L	9	4	2	2	1	0	0	0	0	0	1	11	11	9.00	2.000

PITCHER	IP	WLS	BF	H	R	ER	SO	BB	IBB	HBP	BLK	WP	HR	S	P	ERA	WHIP

Batter	1	2	3	4	5	6	7	8	9	AB	R	H	RBI	BB	SO	LOB
Jim Wohlford, R (1, 7) OBP: 0.185, SLG: 0.296	F9		6-3			HR 3B	6-3			4	1	1	0	0	0	2
Mitch Webster, S (1, 8) OBP: 0.351, SLG: 0.401	3-1			1-3		HR HBP		F9		3	1	0	0	0	0	0
Andre Dawson, R (1, 9) OBP: 0.355, SLG: 0.576	F8			HR		1-H 3-H HR		6-3		4	2	2	4	0	0	0
Tim Wallach, R (1, 5) OBP: 0.342, SLG: 0.506		F8		G1-4-3 1B		F6		1B		2	0	1	0	0	0	0
Wayne Krenchicki, L (4, PR) OBP: 0.217, SLG: 0.381 (4, 5)										2	0	1	0	0	0	0
Andres Galarraga, R (1, 3) OBP: 0.346, SLG: 0.417		6-3		G1-4-3 1-2f		K		1-2 1B		4	0	1	0	0	1	1
Vance Law, R (1, 4) OBP: 0.288, SLG: 0.327		F7			F7	6-3		4-3		4	0	0	0	0	0	2
Al Newman, S (1, 6) OBP: 0.333, SLG: 0.286			F9		2B		4-3 BLK BB		F6	3	0	1	0	1	0	0
Mike Fitzgerald, R (1, 2) OBP: 0.291, SLG: 0.443			SH2-4 1B		5-3		4-3 1-3		K	4	0	1	0	0	1	2
Joe Hesketh, R (1, 1)			SH2-4 1-2		K		K		K	0	0	0	0	0	0	0
Andy McGaffigan, R (4, 1)										0	0	0	0	0	0	0
Herm Winningham, L (5, PH) OBP: 0.333, SLG: 0.403										1	0	0	0	0	1	1
Bert Roberge, R (5, 1)										0	0	0	0	0	0	0
Tim Raines, S (7, PH) OBP: 0.415, SLG: 0.497										1	0	0	0	0	1	1
Tim Burke, R (7, 1)										0	0	0	0	0	0	0
Jason Thompson, L (9, PH) OBP: 0.361, SLG: 0.271										1	0	0	0	0	1	0
Inning Stats	R: 0 E: 0 K: 0 S: 3 H: 0 LOB: 0 BB: 0 P: 3	R: 0 E: 0 K: 0 S: 3 H: 0 LOB: 0 BB: 0 P: 3	R: 0 E: 0 K: 0 S: 4 H: 1 LOB: 1 BB: 0 P: 4	R: 1 E: 0 K: 0 S: 4 H: 2 LOB: 1 BB: 0 P: 4	R: 0 E: 0 K: 1 S: 6 H: 1 LOB: 1 BB: 0 P: 6	R: 3 E: 0 K: 1 S: 7 H: 2 LOB: 0 BB: 0 P: 8	R: 0 E: 0 K: 1 S: 5 H: 0 LOB: 1 BB: 1 P: 9	R: 0 E: 0 K: 0 S: 5 H: 2 LOB: 2 BB: 0 P: 5	R: 0 E: 0 K: 2 S: 7 H: 0 LOB: 0 BB: 0 P: 7	1B: 4 2B: 1 3B: 1 HR: 2 SF: 0 SAC: 1 DP: 1 HBP: 1						

TOP

Montreal Expos @ Houston Astros

Astrodome, Houston, TX

Sun Jun 01 1986, 4:33 AM EDT

Att. 13,325 - Unknown

livebaseballscorecards.com

AB	33
R	4
H	8
RBI	4
BB	1
SO	5
LOB	9

WP: 0 PB: 0 SB: 0 CS: 0 PA: 36

PITCHER		IP	WLS	BF	H	R	ER	SO	BB	IBB	HBP	BLK	WP	HR	S	P	ERA	WHIP
Bob Knepper, L ERA: 2.38	(1, 1)	6.0	W	25	6	4	4	2	1	0	1	0	0	2	27	32	6.00	1.167
Charlie Kerfeld, R ERA: 1.34	(7, 1)	2.0		8	2	0	0	1	0	0	0	1	0	0	10	10	0.00	1.000
Dave Smith, R ERA: 1.89	(9, 1)	1.0		3	0	0	0	2	0	0	0	0	0	0	7	7	0.00	0.000

PITCHER	IP	WLS	BF	H	R	ER	SO	BB	IBB	HBP	BLK	WP	HR	S	P	ERA	WHIP

Montreal Expos @ Houston Astros

Astrodome, Houston, TX

Sun Jun 01 1986, 4:33 AM EDT

Att. 13,325 - Unknown

livebaseballscorecards.com

BOTTOM

Batter	1	2	3	4	5	6	7	8	9	AB	R	H	RBI	BB	SO	LOB
Bill Doran, S (1, 4) OBP: 0.378, SLG: 0.341	1B	4-3	G3	F8	FC6-4	BB				4	2	2	0	1	0	0
Billy Hatcher, R (1, 8) (9, 7) OBP: 0.312, SLG: 0.338	SF7	4-3	4-3	5-3	FC6-4					5	1	2	0	0	0	4
Jose Cruz, L (1, 7) OBP: 0.318, SLG: 0.311	F9 CS	HR	4-3		2B	1B				4	1	3	2	0	0	1
Tony Walker, R (8, PR) (9, 8) OBP: 0.275, SLG: 0.343										0	1	0	0	0	0	0
Glenn Davis, R (1, 3) OBP: 0.333, SLG: 0.503	SF7	HR	F7			1B				3	2	2	4	0	0	1
Kevin Bass, S (1, 9) OBP: 0.310, SLG: 0.410	1B	F6		K	1-3					4	0	1	0	0	1	2
Phil Garner, R (1, 5) OBP: 0.333, SLG: 0.487	F9	F9		6-3						4	1	1	0	0	0	2
Dave Smith, R (9, 1)								1B S		0	0	0	0	0	0	0
Mark Bailey, S (1, 2) OBP: 0.311, SLG: 0.314	CS	F8		K		BB		IBB		2	0	0	0	2	1	0
Dickie Thon, R (1, 6) OBP: 0.298, SLG: 0.343		K	K			F6		1B		3	0	0	0	0	2	1
Bob Knepper, L (1, 1) OBP: 0.057, SLG: 0.057		F8	4-3				G1	BB		2	0	0	0	0	0	0
Charlie Kerfeld, R (7, 1)										0	0	0	0	0	0	0
Craig Reynolds, L (7, 6) OBP: 0.325, SLG: 0.427										2	0	1	1	0	0	0
Denny Walling, L (8, PH) (9, 5) OBP: 0.357, SLG: 0.398										1	0	1	1	0	0	0
Inning Stats	R: 2 E: 0 K: 0 S: 6 H: 4 LOB: 1 BB: 0 P: 6	R: 0 E: 0 K: 1 S: 5 H: 0 LOB: 0 BB: 0 P: 5	R: 3 E: 0 K: 0 S: 6 H: 3 LOB: 0 BB: 0 P: 6	R: 0 E: 0 K: 2 S: 7 H: 0 LOB: 0 BB: 0 P: 7	R: 0 E: 0 K: 0 S: 4 H: 1 LOB: 1 BB: 0 P: 4	R: 0 E: 0 K: 1 S: 5 H: 0 LOB: 1 BB: 1 P: 9	R: 0 E: 0 K: 0 S: 3 H: 0 LOB: 0 BB: 0 P: 3	R: 3 E: 0 K: 0 S: 7 H: 5 LOB: 3 BB: 2 P: 15		1B: 9 2B: 3 3B: 0 HR: 1 SF: 1 SAC: 0 DP: 0 HBP: 0						

	AB	34
	R	8
	H	13
	RBI	8
	BB	3
	SO	4
	LOB	11

WP: 0 PB: 0 SB: 1 CS: 1 PA: 39

PITCHER		IP	WLS	BF	H	R	ER	SO	BB	IBB	HBP	BLK	WP	HR	S	P	ERA	WHIP
Joe Hesketh, L ERA: 6.31	(1, 1)	3.0	L	15	7	5	5	1	0	0	0	0	0	1	17	17	15.00	2.333
Andy McGaffigan, R ERA: 3.74	(4, 1)	1.0		3	0	0	0	2	0	0	0	0	0	0	7	7	0.00	0.000
Bert Roberge, R ERA: 7.88	(5, 1)	2.0		8	1	0	0	1	1	0	0	0	0	0	9	13	0.00	1.000
Tim Burke, R ERA: 2.13	(7, 1)	2.0		12	5	3	3	0	1	1	0	0	0	0	10	18	13.50	3.000

PITCHER	IP	WLS	BF	H	R	ER	SO	BB	IBB	HBP	BLK	WP	HR	S	P	ERA	WHIP

San Francisco Giants @ Montreal Expos

Olympic Stadium, Montreal, QB

Tue Jun 03 1986, 7:05 PM EDT

Att. 13,105 - Unknown

TOP

livebaseballscorecards.com

Batter	1	2	3	4	5	6	7	8	9	AB	R	H	RBI	BB	SO	LOB
Dan Gladden, R (1, 8) OBP: 0.348, SLG: 0.362	F4		FC3-6, 1-2, 2-3, 1B		1-3		S, 2B, 1B	FC6-4, S, 1-2f		5	1	2	0	0	0	1
Will Clark, L (1, 3) OBP: 0.322, SLG: 0.432	L3		FC3-6, 1B, 1-2f, 2-H, 3-H		F7		5-3, 1-H, 2B, 2B	BBBB, 1-2, BB		2	0	0	1	0	0	1
Mike Aldrete, L (3, PR) (3, 3) OBP: 0.333, SLG: 0.250										2	2	1	1	1	0	0
Joel Youngblood, R (1, 5) OBP: 0.368, SLG: 0.394	SSS, K				H, HBP		5-3, 2-3	F8		3	0	1	1	0	1	1
Luis Quinones, S (7, 5) OBP: 0.273, SLG: 0.318			FC5-4, 2-H, 1B							1	0	0	0	0	0	2
Jeffrey Leonard, R (1, 7) OBP: 0.356, SLG: 0.471		SSS, K	FC5-4, 1-2f		SSS, K		G3, E, 3-H, 2B		SSS, K	5	1	1	1	0	3	3
Chili Davis, S (1, 9) OBP: 0.341, SLG: 0.425		SSS, K		F7		F7	G3, 2-3		4-3	5	0	0	0	0	1	1
Bob Brenly, R (1, 2) OBP: 0.382, SLG: 0.336		F6		BBBB, 1B, BB		S, 1B, 1B	E5, S, 3-H		BBBB, BB	3	1	1	0	2	0	0
Robby Thompson, R (1, 4) OBP: 0.337, SLG: 0.361			1B, G3, FC3-6, 1B	F8	F7, 1-2	SSS, K, 1-2			SSS, K	5	1	1	0	0	2	4
Jose Uribe, S (1, 6) OBP: 0.339, SLG: 0.312			G3, 1-2	1-3, 1B	BBBB, 1B, BB			F6		3	0	1	0	1	0	1
Vida Blue, S (1, 1)			BBBB, 1B, E, BB	SSS, K		1-3, 2-H, 1B		BBBB, FC6-4, BB		1	1	0	0	1	1	2
Candy Maldonado, R (6, PH) OBP: 0.289, SLG: 0.511										1	0	1	1	0	0	0
Bill Laskey, R (6, 1)										0	0	0	0	0	0	0
Greg Minton, S (7, 1)										0	0	0	0	1	0	0
Mark Davis, L (9, 1)										0	0	0	0	0	0	0

	AB	36
	R	7
	H	9
	RBI	5
	BB	6
	SO	8
	LOB	16

Inning Stats	1	2	3	4	5	6	7	8	9
	R: 0 E: 0 K: 1 S: 5	H: 0 LOB: 0 BB: 0 P: 5	R: 0 E: 0 K: 2 S: 7	H: 0 LOB: 0 BB: 0 P: 7	R: 3 E: 1 K: 0 S: 6	H: 3 LOB: 2 BB: 1 P: 10	R: 0 E: 0 K: 1 S: 6	H: 1 LOB: 2 BB: 1 P: 10	R: 0 E: 0 K: 1 S: 5	H: 0 LOB: 1 BB: 0 P: 6
	R: 1 E: 0 K: 0 S: 4	H: 2 LOB: 2 BB: 1 P: 8	R: 3 E: 1 K: 1 S: 9	H: 3 LOB: 1 BB: 0 P: 9	R: 0 E: 0 K: 0 S: 3	H: 0 LOB: 2 BB: 2 P: 11	R: 0 E: 0 K: 2 S: 7	H: 0 LOB: 1 BB: 1 P: 11		

| | | | | | | | | | |

Batter	1	2	3	4	5	6	7	8	9	AB	R	H	RBI	BB	SO	LOB
Tim Raines, S (1, 7) OBP: 0.414, SLG: 0.492	5-3			4-3	1B		S 1B 1-2 2-3 BB	K		4	0	1	1	1	1	2
Mitch Webster, S (1, 8) OBP: 0.346, SLG: 0.397	4-3			K	1-2 1B		SF7 3-H	F7		4	0	1	1	0	1	2
Andre Dawson, R (1, 9) OBP: 0.351, SLG: 0.582	F3			HR	F9		F9		F7	5	1	1	1	0	0	4
Andres Galarraga, R (1, 3) OBP: 0.355, SLG: 0.432		F8		1B		3-1	BB 1-2 2-H		3B	5	1	3	1	0	0	0
Jim Wohlford, R (1, 5) OBP: 0.200, SLG: 0.300 Jeff Parrett, R (8, 1) OBP: 1.000, SLG: 1.000 Herm Winningham, L (9, PH) OBP: 0.341, SLG: 0.438		K		1-2 1B		1-3	FC6-4 1-2 2-3 BB		6-3 2-H	3 0 1	0 0 1	1 0 1	0 0 1	0 0 0	1 0 0	0 0 0
Vance Law, R (1, 4) OBP: 0.286, SLG: 0.318	4-3			F9		FC6-4 BB	FC6-4 1-2f		6-3 3-H	4	0	0	1	1	0	5
Mike Fitzgerald, R (1, 2) OBP: 0.319, SLG: 0.444			G6-4-3 BB	BB		FC6-4 1-2f		E BB	BB 1B	2	0	1	0	3	0	1
Al Newman, S (1, 6) OBP: 0.343, SLG: 0.276 Jason Thompson, L (9, PH) OBP: 0.371, SLG: 0.271 Jay Tibbs, R (9, PR) OBP: 0.238, SLG: 0.211			G6-4-3 1-2f	S 1-2 1B BB			BB S SF7 BB	E1 1-2	1-2 BB	2 0 0	2 0 0	0 0 0	0 0 0	2 1 0	0 0 0	2 0 0
Floyd Youmans, R (1, 1) OBP: 0.190, SLG: 0.056 Dan Schatzeder, L (7, 1) OBP: 0.462, SLG: 0.667 Wayne Krenchicki, L (7, 5) OBP: 0.224, SLG: 0.364 Tim Wallach, R (7, PH) OBP: 0.346, SLG: 0.506 Andy McGaffigan, R (7, PR)			K	K			BB 1-2 1B BB	F9	K	2 0 2 0 0	0 0 1 0 0	0 0 0 1 0	0 0 0 1 0	2 0 1 0 0	0 0 1 0 0	1 0 4 0 0
Inning Stats	R: 0 E: 0 K: 0 S: 3 H: 0 LOB: 0 BB: 0 P: 3	R: 0 E: 0 K: 1 S: 5 H: 0 LOB: 0 BB: 0 P: 5	R: 0 E: 0 K: 1 S: 4 H: 0 LOB: 0 BB: 1 P: 8	R: 1 E: 0 K: 1 S: 8 H: 3 LOB: 2 BB: 0 P: 8	R: 1 E: 0 K: 1 S: 6 H: 2 LOB: 2 BB: 2 P: 14	R: 0 E: 0 K: 0 S: 3 H: 0 LOB: 1 BB: 1 P: 7	R: 2 E: 0 K: 0 S: 4 H: 1 LOB: 3 BB: 4 P: 20	R: 0 E: 1 K: 1 S: 6 H: 0 LOB: 2 BB: 1 P: 10	R: 2 E: 0 K: 1 S: 8 H: 3 LOB: 2 BB: 1 P: 12	1B: 6 2B: 1 3B: 1 HR: 1 SF: 1 SAC: 0 DP: 1 HBP: 0						

PITCHER		IP	WLS	BF	H	R	ER	SO	BB	IBB	HBP	BLK	WP	HR	S	P	ERA	WHIP
Vida Blue, L ERA: 5.11	(1, 1)	5.0	W	21	5	2	2	4	3	0	0	0	0	1	26	38	3.60	1.600
Bill Laskey, R ERA: 2.96	(6, 1)	1.0		7	0	2	2	0	4	0	0	0	0	0	3	19	18.00	4.000
Greg Minton, R ERA: 4.19	(7, 1)	2.2		15	4	2	2	1	2	0	0	0	0	0	15	23	6.75	2.250
Mark Davis, L ERA: 2.25	(9, 1)	0.1	S	2	0	0	0	1	1	0	0	0	0	0	3	7	0.00	3.000

PITCHER	IP	WLS	BF	H	R	ER	SO	BB	IBB	HBP	BLK	WP	HR	S	P	ERA	WHIP

BOTTOM

San Francisco Giants @ Montreal Expos

Olympic Stadium, Montreal, QB

Tue Jun 03 1986, 7:05 PM EDT

Att. 13,105 - Unknown

livebaseballscorecards.com

AB	34
R	6
H	9
RBI	6
BB	10
SO	6
LOB	21

WP: 0	PA: 45																	
PB: 0																		
SB: 3																		
CS: 0																		

Batter	1	2	3	4	5	6	7	8	9	AB	R	H	RBI	BB	SO	LOB
Mike Aldrete, L (1, 3) OBP: 0.300, SLG: 0.188	4-3		BB		G3		G6-4-3		K	4	0	0	0	1	1	4
Bob Brenly, R (1, 2) OBP: 0.377, SLG: 0.326	K		F4			HBP		K	K	4	0	0	0	0	3	2
Candy Maldonado, R (1, 9) OBP: 0.284, SLG: 0.505	6-3			F5		K		1B 3B 2B	G3	5	1	1	0	0	1	1
Jeffrey Leonard, R (1, 7) OBP: 0.359, SLG: 0.468		5-3		5-3		G6-4-3 BB		3B 1B		3	1	1	0	1	0	0
Chili Davis, S (1, 8) OBP: 0.339, SLG: 0.433		K		G1-5-3		G6-4-3		SH1-3 3B		4	1	1	2	0	1	2
Luis Quinones, S (1, 5) OBP: 0.320, SLG: 0.520		6-3			3B		1B 3B	SH1-3		3	1	2	1	0	0	0
Robby Thompson, R (1, 4) OBP: 0.346, SLG: 0.376			1B		E5		SH3-4	2B		4	0	3	1	0	0	1
Jose Uribe, S (1, 6) OBP: 0.339, SLG: 0.308			F8		K		SH3-4	IBB		2	0	0	0	1	1	3
Michael LaCoss, R (1, 1) OBP: 0.318, SLG: 0.333			K		SH1-3		G6-4-3 BB	K		1	0	0	0	0	1	1
Joel Youngblood, R (7, PH) OBP: 0.385, SLG: 0.394										0	0	0	0	1	0	0
Jeff Robinson, R (7, 1) OBP: 0.167, SLG: 0.200										1	0	0	0	0	1	2

Inning Stats	1	2	3	4	5	6	7	8	9
R	0	0	0	0	0	0	1	3	0
E	0	0	0	0	1	0	0	0	0
K	1	1	1	0	1	1	0	2	2
S	5	5	6	3	7	4	4	11	7
H	0	0	1	0	1	0	2	4	0
LOB	0	0	2	0	2	1	1	2	0
BB	0	0	1	0	0	1	1	1	0
P	5	5	10	3	7	9	8	15	7

PITCHER		IP	WLS	BF	H	R	ER	SO	BB	IBB	HBP	BLK	WP	HR	S	P	ERA	WHIP
Bryn Smith, R ERA: 3.67	(1, 1)	6.1		26	4	1	1	5	2	0	1	0	0	0	33	42	1.42	0.947
Jeff Reardon, R ERA: 2.89	(7, 1)	1.2	L	10	4	3	3	2	1	1	0	0	0	0	12	20	16.20	3.000
Tim Burke, R ERA: 2.08	(9, 1)	1.0		3	0	0	0	2	0	0	0	0	0	0	7	7	0.00	0.000

PITCHER	IP	WLS	BF	H	R	ER	SO	BB	IBB	HBP	BLK	WP	HR	S	P	ERA	WHIP

TOP

San Francisco Giants @ Montreal Expos

Olympic Stadium, Montreal, QB

Wed Jun 04 1986, 7:05 PM EDT

Att. 8,899 - Overcast

livebaseballscorecards.com

AB	31
R	4
H	8
RBI	4
BB	4
SO	9
LOB	16

1B: 3	SF: 0	WP: 0	PA: 39
2B: 2	SAC: 3	PB: 0	
3B: 3	DP: 2	SB: 2	
HR: 0	HBP: 1	CS: 0	

BOTTOM

San Francisco Giants @ Montreal Expos

Olympic Stadium, Montreal, QB

Wed Jun 04 1986, 7:05 PM EDT

Att. 8,899 - Overcast

livebaseballscorecards.com

Batter	1	2	3	4	5	6	7	8	9	AB	R	H	RBI	BB	SO	LOB
Tim Raines, S (1, 7) OBP: 0.416, SLG: 0.492	K		S, 1B			S, 1B		4-3		4	1	2	0	0	1	0
Mitch Webster, S (1, 8) (2, 9) Tim Burke, R (9, 1) OBP: 0.344, SLG: 0.394	1B, 1B		L8, 1-2			K, 1-2		3-1		4 0	0 0	1 0	0 0	0 0	1 0	2 0
Andre Dawson, R (1, 9) OBP: 0.354, SLG: 0.585 Herm Winningham, L (2, 8) OBP: 0.341, SLG: 0.434	G6-4-3, 1-2, 1B			6-3		4-3			G4-6-3, 1B	1 3	0 0	1 1	0 0	0 0	0 1	0 1
Andres Galarraga, R (1, 3) OBP: 0.352, SLG: 0.426	G6-4-3, 1-2f			F9		2-H, 1B			K	4	0	1	1	0	1	3
Wayne Krenchicki, L (1, 5) OBP: 0.250, SLG: 0.426 Jeff Reardon, R (7, 1) Jim Wohlford, R (9, 9) OBP: 0.194, SLG: 0.290		G4-6-3, 1B		E9, 3B		4-3			G4-6-3, 1-2f	3 0 1	1 0 0	2 0 0	0 0 0	0 0 0	0 0 0	1 0 1
Vance Law, R (1, 4) OBP: 0.287, SLG: 0.314		G4-6-3, 1-2f		BB, CS			5-3			2	0	0	0	1	0	1
Mike Fitzgerald, R (1, 2) OBP: 0.309, SLG: 0.429		4-3		CS, 1-2	K		K			3	0	0	0	0	2	0
Al Newman, S (1, 6) OBP: 0.343, SLG: 0.267			L4		BB, CS		E4, CS			2	0	0	0	1	0	0
Bryn Smith, R (1, 1) Tim Wallach, R (7, 5) OBP: 0.344, SLG: 0.503			F3		G1-6-3, 1-2		CS, 1-2	K		2 1	0 0	0 0	0 0	0 0	0 1	1 0

	AB	30
	R	2
	H	8
	RBI	1
	BB	2
	SO	6
	LOB	10

Inning Stats	1	2	3	4	5	6	7	8	9
	R: 0 H: 2 E: 0 LOB: 1 K: 1 BB: 0 S: 6 P: 6	R: 0 H: 1 E: 0 LOB: 0 K: 0 BB: 0 S: 3 P: 3	R: 0 H: 1 E: 0 LOB: 1 K: 0 BB: 0 S: 4 P: 4	R: 1 H: 1 E: 1 LOB: 0 K: 0 BB: 1 S: 3 P: 7	R: 0 H: 0 E: 0 LOB: 0 K: 1 BB: 1 S: 4 P: 8	R: 1 H: 2 E: 0 LOB: 1 K: 1 BB: 0 S: 7 P: 7	R: 0 H: 0 E: 1 LOB: 0 K: 1 BB: 0 S: 5 P: 5	R: 0 H: 0 E: 0 LOB: 0 K: 1 BB: 0 S: 5 P: 5	R: 0 H: 1 E: 0 LOB: 0 K: 1 BB: 0 S: 5 P: 5

	1B: 7	SF: 0	WP: 0	PA: 34
	2B: 0	SAC: 0	PB: 0	
	3B: 1	DP: 3	SB: 2	
	HR: 0	HBP: 0	CS: 3	

PITCHER		IP	WLS	BF	H	R	ER	SO	BB	IBB	HBP	BLK	WP	HR	S	P	ERA	WHIP
Michael LaCoss, R ERA: 2.55	(1, 1)	6.0		23	7	2	1	3	2	0	0	0	0	0	27	35	1.50	1.500
Jeff Robinson, R ERA: 3.41	(7, 1)	3.0	W	9	1	0	0	3	0	0	0	0	0	0	15	15	0.00	0.333

PITCHER	IP	WLS	BF	H	R	ER	SO	BB	IBB	HBP	BLK	WP	HR	S	P	ERA	WHIP

Philadelphia Phillies @ Montreal Expos

Olympic Stadium, Montreal, QB

Thu Jun 05 1986, 7:05 PM EDT

Att. 10,845 - Unknown

TOP

livebaseballscorecards.com

Batter	1	2	3	4	5	6	7	8	9	AB	R	H	RBI	BB	SO	LOB
Jeff Stone, L (1, 7) OBP: 0.293, SLG: 0.309	L8	6-3		K		S 1B			L8	5	0	1	0	0	1	0
Milt Thompson, L (9, 8) OBP: 0.244, SLG: 0.255										0	0	0	0	0	0	0
Ron Roenicke, S (1, 8) OBP: 0.375, SLG: 0.404	3B BB	F7		K		6-3 1-2			F7	4	1	0	0	1	1	1
(9, 7)																
Juan Samuel, R (1, 4) OBP: 0.324, SLG: 0.409	1B 3B 1-H	3B			K		K		F2	5	1	2	1	0	2	0
Mike Schmidt, R (1, 5) OBP: 0.391, SLG: 0.524	1B HR 1B 3-H	K			6-3		K			4	1	1	1	0	2	1
Von Hayes, L (1, 3) OBP: 0.397, SLG: 0.454	HR 1B 1-2		G4-6-3 BB		HR 1B		F9			3	2	2	0	1	0	0
Glenn Wilson, R (1, 9) OBP: 0.281, SLG: 0.324	K		G4-6-3 1-2f		HR 1-H			F7		4	1	1	2	0	1	3
Darren Daulton, L (1, 2) OBP: 0.396, SLG: 0.490	HR 1-H 2-H		BB		K			G3 1B		3	1	2	3	1	1	0
Steve Jeltz, S (1, 6) OBP: 0.337, SLG: 0.278	FC6-4 1B		6-3			K		G3 1-2		4	0	1	0	0	1	2
Charles Hudson, S (1, 1)	FC6-4 1-2f			K		F9		F8		3	0	0	0	0	1	1
Don Carman, L (7, 1)										0	0	0	0	0	0	0
Greg Gross, L (8, PH) OBP: 0.462, SLG: 0.387										1	0	0	0	0	0	1
Kent Tekulve, R (8, 1)										0	0	0	0	0	0	0
Inning Stats	R: 5 E: 0 K: 1 S: 10 H: 5 LOB: 1 BB: 1 P: 14	R: 0 E: 0 K: 1 S: 6 H: 1 LOB: 1 BB: 0 P: 6	R: 0 E: 0 K: 0 S: 2 H: 0 LOB: 1 BB: 2 P: 10	R: 0 E: 0 K: 3 S: 9 H: 0 LOB: 0 BB: 0 P: 9	R: 2 E: 0 K: 2 S: 9 H: 2 LOB: 0 BB: 0 P: 9	R: 0 E: 0 K: 1 S: 6 H: 1 LOB: 1 BB: 0 P: 6	R: 0 E: 0 K: 2 S: 7 H: 0 LOB: 0 BB: 0 P: 7	R: 0 E: 0 K: 0 S: 4 H: 1 LOB: 1 BB: 0 P: 4	R: 0 E: 0 K: 0 S: 3 H: 0 LOB: 0 BB: 0 P: 3	1B: 6 2B: 0 3B: 2 HR: 2 SF: 0 SAC: 0 DP: 1 HBP: 0	WP: 0 PB: 0 SB: 1 CS: 0 PA: 39					

	AB	36
	R	7
	H	10
	RBI	7
	BB	3
	SO	10
	LOB	9

PITCHER		IP	WLS	BF	H	R	ER	SO	BB	IBB	HBP	BLK	WP	HR	S	P	ERA	WHIP
Jay Tibbs, R ERA: 3.42	(1, 1)	4.2	L	24	8	7	7	6	3	0	0	0	0	2	33	45	13.50	2.357
Dan Schatzeder, L ERA: 2.97	(5, 1)	2.1		8	1	0	0	4	0	0	0	0	0	0	16	16	0.00	0.429
Bert Roberge, R ERA: 6.3	(8, 1)	2.0		7	1	0	0	0	0	0	0	0	0	0	7	7	0.00	0.500

PITCHER	IP	WLS	BF	H	R	ER	SO	BB	IBB	HBP	BLK	WP	HR	S	P	ERA	WHIP

Batter	1	2	3	4	5	6	7	8	9	AB	R	H	RBI	BB	SO	LOB
Tim Raines, S (1, 7) OBP: 0.413, SLG: 0.486	3-1			G3	S 1B		F9			4	0	1	0	0	0	1
Mitch Webster, S (1, 9) OBP: 0.348, SLG: 0.405	3-1			1B 3B	BBBB 1-2 BB		F8			3	1	1	0	1	0	1
Herm Winningham, L (1, 8) OBP: 0.326, SLG: 0.413	4-3			SSS K	SSS K			4-3		4	0	0	0	0	2	3
Tim Wallach, R (1, 5) OBP: 0.347, SLG: 0.503		G3		3-H 1B		FC3-6 1B		SSS K		4	0	2	1	0	1	0
Andres Galarraga, R (1, 3) OBP: 0.342, SLG: 0.414		F8		1-3		1-2f FC3-6		SSS K		4	0	0	0	0	1	2
Vance Law, R (1, 4) OBP: 0.286, SLG: 0.308		F9			BBBB HR BB	F7			4-3	3	1	0	0	1	0	1
Al Newman, S (1, 6) OBP: 0.324, SLG: 0.250			F8		F9	F9			6-3	4	0	0	0	0	0	2
Dann Bilardello, R (1, 2) OBP: 0.238, SLG: 0.310			5-3		F5		1B		6-3	4	0	1	0	0	0	1
Jay Tibbs, R (1, 1) OBP: 0.227, SLG: 0.200			SSS K		1-H HR		SSS K			1	0	0	0	0	1	0
Dan Schatzeder, L (5, 1) OBP: 0.500, SLG: 0.923										1	1	1	2	0	0	0
Casey Candaele, S (7, PH)										1	0	0	0	0	1	1
Bert Roberge, R (8, 1)										0	0	0	0	0	0	0
Inning Stats	R: 0 E: 0 K: 0 S: 3 H: 0 LOB: 0 BB: 0 P: 3	R: 0 E: 0 K: 0 S: 3 H: 0 LOB: 0 BB: 0 P: 3	R: 0 E: 0 K: 1 S: 5 H: 0 LOB: 0 BB: 0 P: 5	R: 1 E: 0 K: 1 S: 7 H: 2 LOB: 1 BB: 0 P: 7	R: 2 E: 0 K: 1 S: 7 H: 2 LOB: 2 BB: 2 P: 15	R: 0 E: 0 K: 0 S: 4 H: 1 LOB: 1 BB: 0 P: 4	R: 0 E: 0 K: 1 S: 6 H: 1 LOB: 1 BB: 0 P: 6	R: 0 E: 0 K: 2 S: 7 H: 0 LOB: 0 BB: 0 P: 7	R: 0 E: 0 K: 0 S: 3 H: 0 LOB: 0 BB: 0 P: 3	1B: 4 2B: 0 3B: 1 HR: 1	SF: 0 SAC: 0 DP: 0 HBP: 0						

PITCHER		IP	WLS	BF	H	R	ER	SO	BB	IBB	HBP	BLK	WP	HR	S	P	ERA	WHIP
Charles Hudson, R ERA: 3.72	(1, 1)	6.0	W	26	6	3	3	3	2	0	0	0	0	1	30	38	4.50	1.333
Don Carman, L ERA: 4.81	(7, 1)	1.0		3	0	0	0	1	0	0	0	0	0	0	5	5	0.00	0.000
Kent Tekulve, R ERA: 2.33	(8, 1)	2.0		6	0	0	0	2	0	0	0	0	0	0	10	10	0.00	0.000

PITCHER	IP	WLS	BF	H	R	ER	SO	BB	IBB	HBP	BLK	WP	HR	S	P	ERA	WHIP

BOTTOM

Philadelphia Phillies @ Montreal Expos

Olympic Stadium, Montreal, QB

Thu Jun 05 1986, 7:05 PM EDT

Att. 10,845 - Unknown

livebaseballscorecards.com

AB	33
R	3
H	6
RBI	3
BB	2
SO	6
LOB	12

1B: 4	SF: 0	WP: 0	PA: 35
2B: 0	SAC: 0	PB: 0	
3B: 1	DP: 0	SB: 1	
HR: 1	HBP: 0	CS: 0	

Batter	1	2	3	4	5	6	7	8	9	10	AB	R	H	RBI	BB	SO	LOB
Jeff Stone, L (1, 7) OBP: 0.328, SLG: 0.383	BBBB 4-0 G5-4-3 BB	0-0 1-2 1B	0-0 1-H 3B			0-0 ① 5-3		0-0 FC5 2B		SSS 0-3 ② K	5	0	3	1	1	1	1
Ron Roenicke, S (1, 8) OBP: 0.362, SLG: 0.377 Dave Rucker, L (10, 1)	0-0 ①② G5-4-3 1-2f	SSS 0-3 ① K	SSS 0-3 ③ K2-3			0-0 ② 4-3		BBBB 4-0 FC5 BB		0-0 ③ L5	4 0	0 0	0 0	0 0	1 0	2 0	4 0
Juan Samuel, R (1, 4) OBP: 0.333, SLG: 0.438	0-0 S HR 1B	SSS 0-3 ② K		0-0 1B 2B		0-0 3B		0-0 ② FC5 1-2 2-3f			5	2	3	0	0	1	4
Mike Schmidt, R (1, 5) OBP: 0.391, SLG: 0.538	0-0 1-H HR	0-0 ③ F9		0-0 G4-6-3 2-H 1B		0-0 ③ L8		0-0 ③ F7			5	1	2	3	0	0	5
Von Hayes, L (1, 3) OBP: 0.392, SLG: 0.453	0-0 ③ 4-3		0-0 HR 2B	0-0 ①② G4-6-3 1-2f			0-0 ① F7		SSS 0-3 ① K		5	1	1	0	0	1	1
Glenn Wilson, R (1, 9) OBP: 0.284, SLG: 0.348		0-0 2B 2B	0-0 2-H HR	0-0 ③ F8			0-0 ② F9		0-0 ② F8		5	2	2	2	0	0	0
John Russell, R (1, 2) OBP: 0.333, SLG: 0.455 Don Carman, L (7, 1) Steve Bedrosian, R (8, 1) Milt Thompson, L (8, 8) OBP: 0.242, SLG: 0.253 Greg Gross, L (10, PH) OBP: 0.450, SLG: 0.375		0-0 2-H 2B 2B	SSS 0-3 ① K		SSS 0-3 ① K		BBBB 4-0 BB		0-0 ③ 4-3		3 0 0 1 1	1 0 0 0 0	1 0 0 0 0	1 0 0 0 0	1 0 0 0 0	2 0 0 0 0	0 0 0 0 1
Steve Jeltz, S (1, 6) OBP: 0.345, SLG: 0.286	0-0 2-H 1B 2B	BBBB 4-0 3B BB		0-0 ② 4-3		0-0 ③ F4			BBBB 4-0 SH3-4 BB		3	2	1	1	2	0	1
Steve Carlton, L (1, 1) OBP: 0.241, SLG: 0.214 Tom Hume, R (3, 1) Kent Tekulve, R (6, 1) Darren Daulton, L (7, 2) OBP: 0.393, SLG: 0.486	0-0 2-H 1B 1B	0-0 ② F5		SSS 0-3 ③ K				0-0 ① F4		0-0 ① SH3-4 1-2	2 1 0 1	0 0 0 0	1 0 0 0	1 0 0 0	0 1 0 0	0 0 0 0	1 0 0 0
Inning Stats	R: 2 E: 0 K: 0 S: 4 H: 2 LOB: 0 BB: 1 P: 8	R: 3 E: 0 K: 2 S: 12 H: 5 LOB: 2 BB: 0 P: 12	R: 3 E: 0 K: 2 S: 10 H: 3 LOB: 1 BB: 1 P: 14	R: 1 E: 0 K: 0 S: 4 H: 2 LOB: 0 BB: 0 P: 4	R: 0 E: 0 K: 2 S: 7 H: 0 LOB: 0 BB: 0 P: 7	R: 0 E: 0 K: 0 S: 4 H: 1 LOB: 1 BB: 0 P: 4	R: 0 E: 0 K: 0 S: 3 H: 0 LOB: 1 BB: 1 P: 7	R: 0 E: 0 K: 0 S: 4 H: 1 LOB: 2 BB: 1 P: 8	R: 0 E: 0 K: 1 S: 5 H: 0 LOB: 0 BB: 0 P: 5	R: 0 E: 0 K: 1 S: 5 H: 0 LOB: 1 BB: 1 P: 9	1B: 4 2B: 6 3B: 2 HR: 2	SF: 0 SAC: 1 DP: 2 HBP: 0					

PITCHER	IP	WLS	BF	H	R	ER	SO	BB	IBB	HBP	BLK	WP	HR	S	P	ERA	WHIP
Joe Hesketh, L (1, 1) ERA: 7.14	1.0		10	7	5	5	0	1	0	0	0	0	1	9	13	45.00	8.000
Jeff Parrett, R (2, 1) ERA: 4.87	2.0		10	3	3	3	4	1	0	0	0	0	1	17	21	13.50	2.000
Bert Roberge, R (4, 1) ERA: 6.0	2.0		7	2	1	1	2	0	0	0	0	0	0	11	11	4.50	1.000
Dan Schatzeder, L (6, 1) ERA: 2.82	2.0		8	1	0	0	0	1	0	0	0	0	0	7	11	0.00	1.000
Jeff Reardon, R (8, 1) ERA: 2.75	2.0		8	1	0	0	1	1	0	0	0	0	0	9	13	0.00	1.000

PITCHER	IP	WLS	BF	H	R	ER	SO	BB	IBB	HBP	BLK	WP	HR	S	P	ERA	WHIP
Tim Burke, R (10, 1) ERA: 2.03	1.0	W	4	0	0	0	1	1	0	0	0	0	0	5	9	0.00	1.000

TOP

Philadelphia Phillies @ Montreal Expos

Olympic Stadium, Montreal, QB

Fri Jun 06 1986, 7:05 PM EDT

Att. 18,325 - Unknown

livebaseballscorecards.com

AB	41
R	9
H	14
RBI	9
BB	5
SO	8
LOB	18

1B: 4	SF: 0	WP: 0	PA: 47
2B: 6	SAC: 1	PB: 0	
3B: 2	DP: 2	SB: 1	
HR: 2	HBP: 0	CS: 0	

Batter	1	2	3	4	5	6	7	8	9	10	AB	R	H	RBI	BB	SO	LOB
Tim Raines, S (1, 7) OBP: 0.411, SLG: 0.487	6-3	F7	1-H 2-H 3-H 2B		F7		F4		S 1-3 1B		6	0	2	3	0	0	6
Mitch Webster, S (1, 8) (8, 9) OBP: 0.358, SLG: 0.429	BB E 1B	HR F6				L3	1-3 2-H 3-H 1B		FC6-4 1-2 IBB		5	2	3	3	1	0	1
Andres Galarraga, R (1, 3) OBP: 0.355, SLG: 0.453 Tim Burke, R (10, 1)	E BB 1-2 1B	HR	1-3			F9 2B		FC4-6 1B	FC6-4 1-2f		6 0	1 0	4 0	1 0	0 0	0 0	3 0
Tim Wallach, R (1, 5) OBP: 0.347, SLG: 0.511	B B B B E 1-2 2-3 BB	F8	1-3			F9 2-3		L6		HR	5	1	1	1	1	0	2
Jim Wohlford, R (1, 9) OBP: 0.200, SLG: 0.286 Herm Winningham, L (8, 8) OBP: 0.323, SLG: 0.407	E5 G5-4-3 1-2 2-3 3-H	2B 1B	1-3			F8		FC4-6 1-2f			4 1	1 0	1 0	1 0	0 0	0 0	3 1
Vance Law, R (1, 4) (10, 3) OBP: 0.289, SLG: 0.313	G5-4-3 1-2f	BB 1-H 2B	B B B B G3 BB				S S S 4-3	K			4	1	1	1	1	1	4
Mike Fitzgerald, R (1, 2) OBP: 0.313, SLG: 0.420		S S S K	B B B B BB 2B BB		F4		2B 1B		S S S K		4	2	1	0	1	2	1
Al Newman, S (1, 6) OBP: 0.342, SLG: 0.279		WP 1B	B B B B 1-2 2-3 2B BB		G3 1-2		1-3 1B 2B		F7		4	2	2	0	1	0	1
Joe Hesketh, R (1, 1) Jeff Parrett, R (2, 1) Dann Bilardello, R (3, PH) Wayne Krenchicki, L (3, PH) OBP: 0.000, SLG: 0.417 Bert Roberge, R (4, 1) Dan Schatzeder, L (5, PH) OBP: 0.533, SLG: 0.533 (6, 1) Jason Thompson, L (7, PH) Andy McGaffigan, R (7, PH) Jeff Reardon, R (8, 1) Casey Candaele, S (9, PH) (10, 4)		S S S K 1-2	F5				B B B B 1B BB		B B B B 1B BB		0 1 0 1 0 0 0	0 0 0 0 0 0 0	0 0 0 0 0 0 0	0 0 0 0 1 0 1	0 0 0 0 0 0 0	0 0 0 0 0 0 0	0 1 0 3 0 0 0
Inning Stats	R: 1 E: 1 K: 0 S: 5 H: 2 LOB: 2 BB: 1 P: 9	R: 0 E: 0 K: 2 S: 8 H: 1 LOB: 1 BB: 0 P: 8	R: 6 E: 0 K: 0 S: 8 H: 5 LOB: 1 BB: 2 P: 16	R: 0 E: 0 K: 0 S: 3 H: 0 LOB: 0 BB: 0 P: 3	R: 0 E: 0 K: 0 S: 3 H: 0 LOB: 2 BB: 2 P: 11	R: 0 E: 0 K: 0 S: 4 H: 1 LOB: 1 BB: 0 P: 4	R: 2 E: 0 K: 0 S: 5 H: 3 LOB: 2 BB: 1 P: 9	R: 0 E: 0 K: 1 S: 6 H: 1 LOB: 1 BB: 0 P: 6	R: 0 E: 0 K: 1 S: 6 H: 1 LOB: 3 BB: 2 P: 14	R: 1 E: 0 K: 0 S: 1 H: 1 LOB: 0 BB: 0 P: 1	1B: 8 2B: 4 3B: 0 HR: 3	SF: 0 SAC: 0 DP: 1 HBP: 0					

PITCHER		IP	WLS	BF	H	R	ER	SO	BB	IBB	HBP	BLK	WP	HR	S	P	ERA	WHIP
Steve Carlton, L ERA: 5.58	(1, 1)	2.1		17	7	7	7	2	3	0	0	0	1	2	18	30	27.00	4.286
Tom Hume, R ERA: 5.54	(3, 1)	3.0		13	2	0	0	0	2	0	0	0	0	0	11	19	0.00	1.333
Kent Tekulve, R ERA: 2.89	(6, 1)	1.0		5	2	2	2	0	0	0	0	0	0	0	5	5	18.00	2.000
Don Carman, L ERA: 4.68	(7, 1)	0.2		4	2	0	0	0	1	0	0	0	0	0	3	7	0.00	4.500
Steve Bedrosian, R ERA: 3.76	(8, 1)	2.0		9	1	0	0	2	1	1	0	0	0	0	11	19	0.00	1.000

PITCHER		IP	WLS	BF	H	R	ER	SO	BB	IBB	HBP	BLK	WP	HR	S	P	ERA	WHIP
Dave Rucker, L ERA: 3.8	(10, 1)	0.0	L	1	1	1	1	0	0	0	0	0	0	1	1	1	∞	∞

BOTTOM

Philadelphia Phillies @ Montreal Expos

Olympic Stadium, Montreal, QB

Fri Jun 06 1986, 7:05 PM EDT

Att. 18,325 - Unknown

livebaseballscorecards.com

AB	41
R	10
H	15
RBI	10
BB	8
SO	4
LOB	26

1B: 8	SF: 0	WP: 1	PA: 49
2B: 4	SAC: 0	PB: 0	
3B: 0	DP: 1	SB: 1	
HR: 3	HBP: 0	CS: 0	

Philadelphia Phillies @ Montreal Expos

Olympic Stadium, Montreal, QB

Sat Jun 07 1986, 7:05 PM EDT

Att. 20,486 - Unknown

TOP

livebaseballscorecards.com

Batter	1	2	3	4	5	6	7	8	9	AB	R	H	RBI	BB	SO	LOB
Jeff Stone, L (1, 7) OBP: 0.309, SLG: 0.359	S S S 0-3 ① K		S S S 0-3 ③ K			x 0-0 ③ F8		x 0-0 ① 4-3		4	0	0	0	0	2	1
Milt Thompson, L (8, 8) OBP: 0.242, SLG: 0.253										0	0	0	0	0	0	0
Ron Roenicke, S (1, 8) (8, 7) OBP: 0.370, SLG: 0.400	x 0-0 ② 1-3			x 0-0 L5-3 1B			x 0-0 1B 2B	x 0-0 ② F8		4	1	2	0	0	0	0
Juan Samuel, R (1, 4) OBP: 0.331, SLG: 0.433	x 0-0 ③ 6-3			x 0-0 ① ② L5-3 1-2			x 0-0 2-H CS 1B	x 0-0 ③ 1-3		4	0	1	1	0	0	1
Mike Schmidt, R (1, 5) OBP: 0.393, SLG: 0.546		x 0-0 ① 6-3		S S S 0-3 ③ K			B B B B 4-0 ① 1-2 PB 1B BB		x 0-0 3B	3	1	1	0	1	1	0
Von Hayes, L (1, 3) OBP: 0.390, SLG: 0.445		x 0-0 ② F6			x 0-0 ① F8		B B B B 4-0 1-2 1B E BB		x 0-0 ① F5	3	1	0	0	1	0	1
Glenn Wilson, R (1, 9) OBP: 0.284, SLG: 0.346		x 0-0 ③ 4-3			x 0-0 ② 6-3		x 0-0 1-H 2-H E7 1B		S S S 0-3 ② K	4	0	1	1	0	1	1
Darren Daulton, L (1, 2) OBP: 0.396, SLG: 0.481			x 0-0 SH1-4 1B		x 0-0 ③ F4		S S S 0-3 ② K		I I I 4-0 IBB IBB	3	0	1	0	1	1	1
Steve Jeltz, S (1, 6) OBP: 0.348, SLG: 0.282			x 0-0 ① F7			x 0-0 ① 3-1	I I I 4-0 IBB		I I I 4-0 1-2 IBB	2	0	0	0	2	0	1
Shane Rawley, R (1, 1) OBP: 0.188, SLG: 0.161			x 0-0 ② SH1-4 1-2			x 0-0 ② 1-6-3	x 0-0 ③ F3		x 0-0 ③ 5-3	3	0	0	0	0	0	5

	AB	R	H	RBI	BB	SO	LOB
	30	3	6	2	5	5	11

Inning Stats	1	2	3	4	5	6	7	8	9
	R: 0 E: 0 K: 1 S: 5	H: 0 LOB: 0 BB: 0 P: 5	R: 0 E: 0 K: 0 S: 3	H: 0 LOB: 0 BB: 0 P: 3	R: 0 E: 0 K: 1 S: 6	H: 1 LOB: 1 BB: 0 P: 6	R: 0 E: 0 K: 1 S: 5	H: 1 LOB: 0 BB: 0 P: 5	R: 0 E: 0 K: 0 S: 3	H: 0 LOB: 0 BB: 0 P: 3
	R: 0 E: 0 K: 0 S: 3	H: 0 LOB: 0 BB: 0 P: 3	R: 3 E: 1 K: 1 S: 7	H: 3 LOB: 2 BB: 3 P: 19	R: 0 E: 0 K: 0 S: 3	H: 0 LOB: 0 BB: 0 P: 3	R: 0 E: 0 K: 1 S: 6	H: 1 LOB: 3 BB: 2 P: 14	1B: 4 2B: 2 3B: 1 HR: 0	SF: 0 SAC: 1 DP: 1 HBP: 0

WP: 0 PB: 1 SB: 0 CS: 1 PA: 36

PITCHER		IP	WLS	BF	H	R	ER	SO	BB	IBB	HBP	BLK	WP	HR	S	P	ERA	WHIP
Andy McGaffigan, R ERA: 3.59	(1, 1)	7.0	L	27	5	3	2	4	2	1	0	0	0	0	32	44	2.57	1.000
Tim Burke, R ERA: 1.94	(8, 1)	2.0		9	1	0	0	1	0	2	0	0	0	0	9	17	0.00	0.500

PITCHER	IP	WLS	BF	H	R	ER	SO	BB	IBB	HBP	BLK	WP	HR	S	P	ERA	WHIP

Batter	1	2	3	4	5	6	7	8	9	AB	R	H	RBI	BB	SO	LOB
Tim Raines, S (1, 7) OBP: 0.404, SLG: 0.477	F4	F9			6-3			6-3		4	0	0	0	0	0	3
Mitch Webster, S (1, 8) OBP: 0.355, SLG: 0.421	FC6-4, BB		F8		5-3			F7		3	0	0	0	1	0	1
Andres Galarraga, R (1, 3) OBP: 0.346, SLG: 0.441	FC6-4, FC5-4, 1-2f		4-3			K		6-3		4	0	0	0	0	1	1
Hubie Brooks, R (1, 6) OBP: 0.378, SLG: 0.639	FC5-4, 1-2f		1B			F7			F7	4	0	1	0	0	0	1
Tim Wallach, R (1, 5) OBP: 0.345, SLG: 0.505		F7		G5-4-3, 1B		F8			6-3	4	0	1	0	0	0	0
Jim Wohlford, R (1, 9) OBP: 0.231, SLG: 0.289		BB, 1B, 1B		F8			1B		5-3	3	1	1	0	1	0	1
Vance Law, R (1, 4) OBP: 0.290, SLG: 0.313		FC1-6, 1B, 1-3		G5-4-3, 1-2f			F9			3	0	1	0	0	0	2
Mike Fitzgerald, R (1, 2) OBP: 0.324, SLG: 0.429		FC1-6, 1-2, 3-H			SH3-4		F9			3	0	2	1	0	0	1
Andy McGaffigan, R (1, 1) Jason Thompson, L (7, PH) OBP: 0.375, SLG: 0.265 Tim Burke, R (8, 1)		FC1-6, 1-2, 2-3f			SH3-4, 1-2		1-3			1 1 0	0 0 0	0 0 0	0 0 0	0 0 0	0 0 0	2 1 0
Inning Stats	R: 0 E: 0 K: 0 S: 3 H: 0 LOB: 1 BB: 1 P: 7	R: 1 E: 0 K: 0 S: 5 H: 2 LOB: 2 BB: 1 P: 9	R: 0 E: 0 K: 0 S: 3 H: 1 LOB: 1 BB: 0 P: 3	R: 0 E: 0 K: 0 S: 3 H: 1 LOB: 0 BB: 0 P: 3	R: 0 E: 0 K: 0 S: 4 H: 1 LOB: 1 BB: 0 P: 4	R: 0 E: 0 K: 1 S: 5 H: 0 LOB: 0 BB: 0 P: 5	R: 0 E: 0 K: 0 S: 4 H: 1 LOB: 1 BB: 0 P: 4	R: 0 E: 0 K: 0 S: 3 H: 0 LOB: 0 BB: 0 P: 3	R: 0 E: 0 K: 0 S: 3 H: 0 LOB: 0 BB: 0 P: 3	1B: 6 2B: 0 3B: 0 HR: 0 SF: 0 SAC: 1 DP: 1 HBP: 0						

PITCHER	IP	WLS	BF	H	R	ER	SO	BB	IBB	HBP	BLK	WP	HR	S	P	ERA	WHIP
Shane Rawley, L (1, 1) ERA: 3.0	9.0	W	33	6	1	1	1	2	0	0	0	0	0	33	41	1.00	0.889

PITCHER	IP	WLS	BF	H	R	ER	SO	BB	IBB	HBP	BLK	WP	HR	S	P	ERA	WHIP

BOTTOM

Philadelphia Phillies @ Montreal Expos

Olympic Stadium, Montreal, QB

Sat Jun 07 1986, 7:05 PM EDT

Att. 20,486 - Unknown

livebaseballscorecards.com

AB	30
R	1
H	6
RBI	1
BB	2
SO	1
LOB	13

Philadelphia Phillies @ Montreal Expos

Olympic Stadium, Montreal, QB

Sun Jun 08 1986, 3:33 AM EDT

Att. 20,743 - Unknown

TOP

livebaseballscorecards.com

Batter	1	2	3	4	5	6	7	8	9	AB	R	H	RBI	BB	SO	LOB
Jeff Stone, L (1, 7) OBP: 0.333, SLG: 0.354	BBBB 4-0 S BB	SSS 0-3 ③ K			BBBB 4-0 S BB			BBBB 4-0 WP G3 BB		1	0	0	0	3	1	2
Ron Roenicke, S (1, 8) OBP: 0.377, SLG: 0.388	BBBB 4-0 1-2 BB		BBBB 4-0 G5-4-3 BB		x 0-0 ② F6			x 0-0 ① G3 1-2		2	0	0	0	2	0	2
Juan Samuel, R (1, 4) OBP: 0.323, SLG: 0.421 Luis Aguayo, R (8, 4) OBP: 0.221, SLG: 0.286	x 0-0 ① F8		SSS 0-3 ① K		x 0-0 ③ F8 1-2			SSS 0-3 ② K		4 0	0 0	0 0	0 0	0 0	2 0	5 0
Mike Schmidt, R (1, 5) OBP: 0.386, SLG: 0.534 Rick Schu, R (8, 5) OBP: 0.308, SLG: 0.377	SSS 0-3 ② K		x 0-0 ②③ G5-4-3 1-2f			x 0-0 ① 6-3		x 0-0 ③ F8 2-3		4 0	0 0	0 0	0 0	0 0	1 0	4 0
Von Hayes, L (1, 3) OBP: 0.382, SLG: 0.435	x 0-0 ③ G3			x 0-0 ① 4-3		x 0-0 ② G3			x 0-0 ① L5	4	0	0	0	0	0	2
Glenn Wilson, R (1, 9) OBP: 0.283, SLG: 0.344		x 0-0 ① F8		x 0-0 1B		x 0-0 ③ 6-3			x 0-0 ② 4-3	4	0	1	0	0	0	0
Darren Daulton, L (1, 2) OBP: 0.392, SLG: 0.468		BBBB 4-0 BB BB		SSS 0-3 ② K			x 0-0 ① 4-3		SSS 0-3 ③ K	3	0	0	0	1	2	1
Steve Jeltz, S (1, 6) OBP: 0.343, SLG: 0.276 Dave Rucker, L (7, 1) Greg Gross, L (8, 1) OBP: 0.450, SLG: 0.375		SSS 0-3 ② K		x 0-0 ③ 1-3			x 0-0 ② 6-3			3 0 0	0 0 0	0 0 0	0 0 0	0 0 0	1 0 0	2 0 0
Mike Maddux, L (1, 1) Milt Thompson, L (5, PH) OBP: 0.241, SLG: 0.252 Tom Hume, R (5, 1) Tom Foley, L (7, PH) OBP: 0.545, SLG: 0.556 (7, 6)		BBBB 4-0 1-2 BB			x 0-0 ① 6-3		SSS 0-3 ③ K			0 1 0 1	0 0 0 0	0 0 0 0	0 0 0 0	1 0 0 0	0 0 0 1	0 0 0 0

	AB	27
	R	0
	H	1
	RBI	0
	BB	7
	SO	8
	LOB	18

Inning Stats	1	2	3	4	5	6	7	8	9
	R: 0 H: 0 E: 0 LOB: 2 K: 1 BB: 2 S: 5 P: 13	R: 0 H: 0 E: 0 LOB: 2 K: 2 BB: 2 S: 7 P: 15	R: 0 H: 0 E: 0 LOB: 0 K: 1 BB: 1 S: 4 P: 8	R: 0 H: 1 E: 0 LOB: 1 K: 1 BB: 0 S: 6 P: 6	R: 0 H: 0 E: 0 LOB: 1 K: 0 BB: 1 S: 3 P: 7	R: 0 H: 0 E: 0 LOB: 0 K: 0 BB: 0 S: 3 P: 3	R: 0 H: 0 E: 0 LOB: 0 K: 1 BB: 0 S: 5 P: 5	R: 0 H: 0 E: 0 LOB: 1 K: 1 BB: 1 S: 5 P: 9	R: 0 H: 0 E: 0 LOB: 0 K: 1 BB: 0 S: 5 P: 5

	1B: 1	SF: 0	WP: 1	PA: 34
	2B: 0	SAC: 0	PB: 0	
	3B: 0	DP: 1	SB: 2	
	HR: 0	HBP: 0	CS: 0	

PITCHER	IP	WLS	BF	H	R	ER	SO	BB	IBB	HBP	BLK	WP	HR	S	P	ERA	WHIP
Floyd Youmans, R (1, 1) ERA: 5.1	9.0	W	34	1	0	0	8	7	0	0	0	1	0	43	71	0.00	0.889

PITCHER	IP	WLS	BF	H	R	ER	SO	BB	IBB	HBP	BLK	WP	HR	S	P	ERA	WHIP

Batter	1	2	3	4	5	6	7	8	9	AB	R	H	RBI	BB	SO	LOB
Tim Raines, S (1, 7) OBP: 0.408, SLG: 0.500	4-3	F8			1B		E	1-H 2-H 3-H HR		5	3	3	4	0	0	0
Mitch Webster, S (1, 9) OBP: 0.361, SLG: 0.416	6-3 HR BB	5-3			1-2 BB		5-3	2B BB		2	2	0	0	3	0	1
Andres Galarraga, R (1, 3) OBP: 0.354, SLG: 0.449	6-3 1-3	F8			1-H 2-H 1B		E IBB	1-3 2B		4	1	2	2	1	0	1
Hubie Brooks, R (1, 6) OBP: 0.383, SLG: 0.655	3-H HR	4-3			1-2 BB		E8 1-H 2-H 2B	K		2	1	1	2	1	0	0
Casey Candaele, S (7, 4) OBP: 0.500, SLG: 0.667										2	0	1	2	0	1	2
Tim Wallach, R (1, 5) OBP: 0.338, SLG: 0.495	5-3			F5	FC6-4 1-2f		5-3	BB		4	0	0	0	0	0	3
Vance Law, R (8, 5) OBP: 0.293, SLG: 0.313										0	0	0	0	1	0	0
Herm Winningham, L (1, 8) OBP: 0.316, SLG: 0.395		K		4-3		4-3		1B K		5	1	1	0	0	2	3
Al Newman, S (1, 4) OBP: 0.349, SLG: 0.282 (7, 6)		HR BB		4-3		G3		1-2 BB HR 1B		3	2	1	0	1	0	0
Mike Fitzgerald, R (1, 2) OBP: 0.321, SLG: 0.415		F9			4-3	K		1-2 2-3 HR BB		3	1	0	0	1	1	1
Floyd Youmans, R (1, 1) OBP: 0.200, SLG: 0.227		1-H HR			1-3		1-3	K		4	1	1	2	0	1	3
Inning Stats	R: 2 E: 0 K: 0 S: 4 H: 1 LOB: 0 BB: 1 P: 8	R: 2 E: 0 K: 1 S: 6 H: 1 LOB: 0 BB: 1 P: 10	R: 0 E: 0 K: 0 S: 3 H: 0 LOB: 0 BB: 0 P: 3	R: 0 E: 0 K: 0 S: 3 H: 0 LOB: 0 BB: 0 P: 3	R: 2 E: 0 K: 0 S: 5 H: 2 LOB: 2 BB: 2 P: 13	R: 0 E: 0 K: 1 S: 5 H: 0 LOB: 0 BB: 0 P: 5	R: 2 E: 1 K: 0 S: 5 H: 2 LOB: 1 BB: 1 P: 9	R: 4 E: 0 K: 3 S: 13 H: 4 LOB: 3 BB: 3 P: 25		1B: 4 2B: 3 3B: 0 HR: 3 SF: 0 SAC: 0 DP: 0 HBP: 0						

PITCHER		IP	WLS	BF	H	R	ER	SO	BB	IBB	HBP	BLK	WP	HR	S	P	ERA	WHIP
Mike Maddux, R ERA: 15.19	(1, 1)	4.0	L	16	2	4	4	1	2	0	0	0	0	2	16	24	9.00	1.000
Tom Hume, R ERA: 6.0	(5, 1)	2.0		10	2	2	2	1	2	0	0	0	0	0	10	18	9.00	2.000
Dave Rucker, L ERA: 5.76	(7, 1)	1.1		12	5	6	6	1	2	1	0	0	0	1	11	23	40.50	5.250
Greg Gross, L ERA:	(8, 1)	0.2		4	1	0	0	2	1	0	0	0	0	0	7	11	0.00	3.000

PITCHER	IP	WLS	BF	H	R	ER	SO	BB	IBB	HBP	BLK	WP	HR	S	P	ERA	WHIP

BOTTOM

Philadelphia Phillies @ Montreal Expos

Olympic Stadium, Montreal, QB

Sun Jun 08 1986, 3:33 AM EDT

Att. 20,743 - Unknown

livebaseballscorecards.com

AB	34
R	12
H	10
RBI	12
BB	8
SO	5
LOB	14

Montreal Expos @ St. Louis Cardinals

Busch Stadium, St. Louis, MO

Mon Jun 09 1986, 7:05 PM CDT

Att. 24,722 - Unknown

TOP

livebaseballscorecards.com

Batter	1	2	3	4	5	6	7	8	9	AB	R	H	RBI	BB	SO	LOB
Al Newman, S (1, 4) OBP: 0.333, SLG: 0.267	E3 1-3 1B		F2			G3	6-3		E4 1-H 2-3	4	1	0	0	0	0	1
Vance Law, R (9, PH) OBP: 0.292, SLG: 0.311 (9, 4)										1	0	0	0	0	0	1
Mitch Webster, S (1, 9) OBP: 0.357, SLG: 0.410	1-3 2-3		3-1			FC5 1B 1B		F8	F8	5	0	1	0	0	0	2
Tim Raines, S (1, 7) OBP: 0.409, SLG: 0.500	G4-6-3 3-H 1B			F7		1-2 1B		K		4	0	2	1	0	1	0
Hubie Brooks, R (1, 6) OBP: 0.380, SLG: 0.645	G4-6-3 1-2f			G6-4-3 1B		K		E6		4	0	1	0	0	1	3
Tim Wallach, R (1, 5) OBP: 0.336, SLG: 0.505		HR		G6-4-3 1-2f		FC5 2-3f		F9		4	1	1	1	0	0	4
Andres Galarraga, R (1, 3) OBP: 0.357, SLG: 0.477		F6			K		HR		1B 2B	4	2	2	1	0	1	0
Herm Winningham, L (1, 8) OBP: 0.333, SLG: 0.422		L4-3 1B			F7		4-3 2B		CS 2-H 1B	4	0	3	1	0	0	0
Mike Fitzgerald, R (1, 2) OBP: 0.318, SLG: 0.408		L4-3 1-2			1B		4-3 2-3		K	4	0	1	0	0	1	3
Bryn Smith, R (1, 1)			F8		K		K		CS E IBB	2	0	0	0	0	1	1
Wayne Krenchicki, L (7, PH) OBP: 0.245, SLG: 0.417										0	0	0	0	0	0	0
Jim Wohlford, R (7, PH) OBP: 0.225, SLG: 0.282										1	0	0	0	0	1	1
Tim Burke, R (7, 1)										0	0	0	0	0	0	0
Jason Thompson, L (9, PH) OBP: 0.385, SLG: 0.265										0	0	0	0	1	0	0
Casey Candaele, S (9, PR) OBP: 0.500, SLG: 0.667										0	1	0	0	0	0	0
Jeff Reardon, R (9, 1)										0	0	0	0	0	0	0

	AB	37
	R	5
	H	11
	RBI	4
	BB	1
	SO	6
	LOB	16

Inning Stats	1	2	3	4	5	6	7	8	9	1B: 7	SF: 0	WP: 0	PA: 38
R:	1	1	0	0	0	0	1	0	2	2B: 3	SAC: 0	PB: 0	
E:	1	0	0	0	0	0	0	1	1	3B: 0	DP: 3	SB: 0	
LOB:	0	0	0	0	1	2	1	1	2	HR: 2	HBP: 0	CS: 2	
K:	0	0	0	0	2	1	1	1	1				
BB:	0	0	0	0	0	0	0	0	1				
S:	4	4	3	3	8	7	7	6	7				
P:	4	4	3	3	8	7	7	6	11				
H:	1	2	0	1	1	2	2	0	2				

PITCHER		IP	WLS	BF	H	R	ER	SO	BB	IBB	HBP	BLK	WP	HR	S	P	ERA	WHIP
Ray Burris, R	(1, 1)	6.1		26	9	3	2	3	0	0	0	0	0	2	32	32	2.84	1.421
ERA: 4.26																		
Ken Dayley, L	(7, 1)	0.2		2	0	0	0	1	0	0	0	0	0	0	4	4	0.00	0.000
ERA: 5.48																		
Todd Worrell, R	(8, 1)	2.0	L	10	2	2	1	2	0	1	0	0	0	0	13	17	4.50	1.000
ERA: 1.36																		

PITCHER	IP	WLS	BF	H	R	ER	SO	BB	IBB	HBP	BLK	WP	HR	S	P	ERA	WHIP

Batter	1	2	3	4	5	6	7	8	9	AB	R	H	RBI	BB	SO	LOB
Vince Coleman, S (1, 7) OBP: 0.353, SLG: 0.368	F8		F8		G3		K		K	5	0	0	0	0	2	1
Willie McGee, S (1, 8) OBP: 0.301, SLG: 0.348	6-3			K		FC4-6, 1B		E6, CS		4	0	1	0	0	1	0
Andy Van Slyke, L (1, 9) OBP: 0.308, SLG: 0.336	6-3			S, 1B		FC4-6, 1-2f, 3B		S, 1-2, 1B		4	2	2	0	0	0	1
Jack Clark, R (1, 3) OBP: 0.367, SLG: 0.415		5-3		F9, 1-2		K		K, 1-2		4	0	0	0	0	2	3
Tom Herr, S (1, 4) OBP: 0.290, SLG: 0.247		BB		F7		1B, 1-H, 3B		1B, IBB		2	1	1	1	2	0	1
Michael LaValliere, L (1, 2) OBP: 0.333, SLG: 0.261		K	5-3			1B, 3-H, 1B		1-3, 2-H, 1B		4	0	2	2	0	1	1
Ozzie Smith, S (1, 6) OBP: 0.405, SLG: 0.387		4-3	K			F7		G3		4	0	0	0	0	1	4
Terry Pendleton, S (1, 5) OBP: 0.284, SLG: 0.277			6-3	S, E, 2B			K		1-3	4	1	1	0	0	1	0
Ray Burris, R (1, 1) OBP: 0.333, SLG: 0.583			F6	E6, 2-H			K		G3	2	0	0	0	0	0	0
Ken Dayley, L (7, 1) OBP: 0.333, SLG: 0.200										0	0	0	0	0	0	0
Jerry White, S (7, PH) OBP: 0.179, SLG: 0.250										1	0	0	0	0	1	0
Todd Worrell, R (8, 1)										0	0	0	0	0	0	0
José Oquendo, S (9, PH) OBP: 0.488, SLG: 0.471										1	0	0	0	0	0	0
Inning Stats	R: 0 E: 0 K: 0 S: 3 H: 0 LOB: 0 BB: 0 P: 3	R: 0 E: 0 K: 1 S: 5 H: 0 LOB: 1 BB: 1 P: 9	R: 0 E: 0 K: 0 S: 3 H: 0 LOB: 0 BB: 0 P: 3	R: 0 E: 0 K: 1 S: 6 H: 1 LOB: 1 BB: 0 P: 6	R: 1 E: 1 K: 1 S: 7 H: 1 LOB: 1 BB: 0 P: 7	R: 2 E: 0 K: 1 S: 8 H: 3 LOB: 1 BB: 0 P: 8	R: 0 E: 0 K: 3 S: 9 H: 0 LOB: 0 BB: 0 P: 9	R: 1 E: 1 K: 1 S: 7 H: 2 LOB: 2 BB: 1 P: 11	R: 0 E: 0 K: 1 S: 5 H: 0 LOB: 0 BB: 0 P: 5	1B: 5 2B: 1 3B: 1 HR: 0 SF: 0 SAC: 0 DP: 0 HBP: 0				WP: 0 PB: 0 SB: 3 CS: 1	PA: 37	

PITCHER		IP	WLS	BF	H	R	ER	SO	BB	IBB	HBP	BLK	WP	HR	S	P	ERA	WHIP
Bryn Smith, R ERA: 3.62	(1, 1)	6.0		25	5	3	2	4	1	0	0	0	0	0	32	36	3.00	1.000
Tim Burke, R ERA: 2.05	(7, 1)	2.0	W	9	2	1	1	4	0	1	0	0	0	0	16	20	4.50	1.000
Jeff Reardon, R ERA: 2.68	(9, 1)	1.0	S	3	0	0	0	1	0	0	0	0	0	0	5	5	0.00	0.000

PITCHER	IP	WLS	BF	H	R	ER	SO	BB	IBB	HBP	BLK	WP	HR	S	P	ERA	WHIP

BOTTOM

Montreal Expos @ St. Louis Cardinals

Busch Stadium, St. Louis, MO

Mon Jun 09 1986, 7:05 PM CDT

Att. 24,722 - Unknown

livebaseballscorecards.com

AB	35
R	4
H	7
RBI	3
BB	2
SO	9
LOB	11

Montreal Expos @ St. Louis Cardinals

Busch Stadium, St. Louis, MO

Tue Jun 10 1986, 7:05 PM CDT

Att. 25,207 - Unknown

TOP

livebaseballscorecards.com

Batter	1	2	3	4	5	6	7	8	9	AB	R	H	RBI	BB	SO	LOB
Al Newman, S (1, 4) OBP: 0.330, SLG: 0.266	1-3		E6 CS		FC6-2 BB 1-2 3-H		S 1B			4	0	1	0	0	0	2
Mitch Webster, S (1, 9) OBP: 0.355, SLG: 0.403	K		F7		FC6 BB 1-2 2-3		F7 1-2			3	0	0	0	1	1	2
Tim Raines, S (1, 7) OBP: 0.407, SLG: 0.495	1B 2B 1B		F8 1-2		F8			3-1		4	1	1	0	0	0	4
Hubie Brooks, R (1, 6) OBP: 0.388, SLG: 0.659	1-3 2B 1B			SF9 3B	FC6 1-2f			WP 1B 1B		4	3	3	0	0	0	3
Tim Wallach, R (1, 5) OBP: 0.335, SLG: 0.508	1-H 3-H 2B			SF9 3-H		F3		K		3	0	1	3	0	1	1
Andres Galarraga, R (1, 3) OBP: 0.355, SLG: 0.471	F8			K		F9		1-H 1B		4	0	1	1	0	1	1
Herm Winningham, L (1, 8) OBP: 0.321, SLG: 0.404		K		F7		F8			3-1	4	0	0	0	0	1	0
Dann Bilardello, R (1, 2) OBP: 0.242, SLG: 0.311 Mike Fitzgerald, R (8, 2) OBP: 0.315, SLG: 0.404		5-3			E FC6-2 1B		F8		6-3	3 1	0 0	1 0	0 0	0 0	0 0	0 0
Jay Tibbs, R (1, 1) OBP: 0.200, SLG: 0.174 Tim Burke, R (7, 1) Jeff Reardon, R (8, 1)		K			E3 BB FC6-2 1-3		K		K	3 0 1	0 0 0	0 0 0	0 0 0	0 0 0	2 0 1	1 0 0
Inning Stats	R: 2 E: 0 K: 1 S: 8	H: 3 LOB: 1 BB: 0 P: 8	R: 0 E: 0 K: 2 S: 7	H: 0 LOB: 0 BB: 0 P: 7	R: 0 E: 1 K: 0 S: 3	H: 0 LOB: 0 BB: 0 P: 3	R: 1 E: 0 K: 1 S: 6	H: 1 LOB: 0 BB: 0 P: 6	R: 0 E: 1 K: 0 S: 5	H: 1 LOB: 3 BB: 1 P: 9	R: 0 E: 0 K: 0 S: 3	H: 0 LOB: 0 BB: 0 P: 3	R: 0 E: 0 K: 1 S: 6	H: 1 LOB: 1 BB: 0 P: 6	R: 1 E: 0 K: 1 S: 6	H: 2 LOB: 1 BB: 0 P: 6	R: 0 E: 0 K: 1 S: 5	H: 0 LOB: 0 BB: 0 P: 5

AB	34
R	4
H	8
RBI	4
BB	1
SO	7
LOB	14

1B: 6	SF: 1	WP: 1	PA: 36
2B: 1	SAC: 0	PB: 0	
3B: 1	DP: 0	SB: 1	
HR: 0	HBP: 0	CS: 1	

PITCHER		IP	WLS	BF	H	R	ER	SO	BB	IBB	HBP	BLK	WP	HR	S	P	ERA	WHIP
Bob Forsch, R ERA: 2.63	(1, 1)	7.0	L	29	6	3	3	5	1	0	0	0	0	0	38	42	3.86	1.000
Rick Ownbey, R ERA: 4.24	(8, 1)	2.0		7	2	1	1	2	0	0	0	0	1	0	11	11	4.50	1.000

PITCHER		IP	WLS	BF	H	R	ER	SO	BB	IBB	HBP	BLK	WP	HR	S	P	ERA	WHIP

Montreal Expos @ St. Louis Cardinals

Busch Stadium, St. Louis, MO

Tue Jun 10 1986, 7:05 PM CDT

Att. 25,207 - Unknown

BOTTOM

Batter	1	2	3	4	5	6	7	8	9	AB	R	H	RBI	BB	SO	LOB
Vince Coleman, S (1, 7) OBP: 0.347, SLG: 0.362	K		4-3		K		F8			4	0	0	0	0	2	2
Willie McGee, S (1, 8) OBP: 0.296, SLG: 0.342	E5 F8		K		K 1-3			F5		4	0	0	0	0	2	1
Andy Van Slyke, L (1, 9) OBP: 0.300, SLG: 0.326	F8 1-2		F7			F5		3-1		4	0	0	0	0	0	1
Jack Clark, R (1, 3) OBP: 0.365, SLG: 0.417		G3 1B 2B		6-3		4-3		F9		4	1	1	0	0	0	0
Tom Herr, S (1, 4) OBP: 0.289, SLG: 0.247		G3 2-3		1B		6-3			F4	4	0	1	0	0	0	1
Michael LaValliere, L (1, 2) OBP: 0.352, SLG: 0.255 Tom Lawless, R (7, PR) OBP: 0.167, SLG: 0.167 Mike Heath, R (8, 2) OBP: 0.283, SLG: 0.283		1B BB		F9			SH2-4 1B SF7 BB		6-3	1 0 1	0 1 0	0 0 0	0 0 0	2 0 0	0 0 0	1 0 0
Ozzie Smith, S (1, 6) OBP: 0.407, SLG: 0.390		1-2 3-H 1B		G3			SH2-4 1-2 1B		4-3	4	0	2	1	0	0	1
Terry Pendleton, S (1, 5) OBP: 0.286, SLG: 0.279		F4			E S 1B		SH2-4 1-2 2-3			2	0	1	0	0	0	2
Bob Forsch, R (1, 1) OBP: 0.120, SLG: 0.200 José Oquendo, S (7, PH) OBP: 0.476, SLG: 0.471 Rick Ownbey, R (8, 1)		K			B3		SF7 3-H			2 0 0	0 0 0	0 0 0	0 1 0	0 0 0	1 0 0	3 0 0
Inning Stats	R: 0 E: 1 K: 1 S: 5 H: 0 LOB: 1 BB: 0 P: 5	R: 1 E: 0 K: 1 S: 7 H: 2 LOB: 2 BB: 1 P: 11	R: 0 E: 0 K: 1 S: 5 H: 0 LOB: 0 BB: 0 P: 5	R: 0 E: 0 K: 0 S: 4 H: 1 LOB: 1 BB: 0 P: 4	R: 0 E: 0 K: 2 S: 8 H: 1 LOB: 1 BB: 0 P: 8	R: 0 E: 0 K: 0 S: 3 H: 0 LOB: 0 BB: 0 P: 3	R: 1 E: 0 K: 0 S: 4 H: 1 LOB: 1 BB: 1 P: 8	R: 0 E: 0 K: 0 S: 3 H: 0 LOB: 0 BB: 0 P: 3	R: 0 E: 0 K: 0 S: 3 H: 0 LOB: 0 BB: 0 P: 3	1B: 4 2B: 1 3B: 0 HR: 0	SF: 1 SAC: 1 DP: 0 HBP: 0						

PITCHER	IP	WLS	BF	H	R	ER	SO	BB	IBB	HBP	BLK	WP	HR	S	P	ERA	WHIP
Jay Tibbs, R (1, 1) ERA: 3.39	6.0	W	25	5	2	2	5	2	0	0	0	0	0	33	41	3.00	1.167
Tim Burke, R (7, 1) ERA: 2.01	1.0		3	0	0	0	0	0	0	0	0	0	0	3	3	0.00	0.000
Jeff Reardon, R (8, 1) ERA: 2.55	2.0	S	6	0	0	0	0	0	0	0	0	0	0	6	6	0.00	0.000

PITCHER	IP	WLS	BF	H	R	ER	SO	BB	IBB	HBP	BLK	WP	HR	S	P	ERA	WHIP

AB	30
R	2
H	5
RBI	2
BB	2
SO	5
LOB	12

WP: 0 PB: 0 SB: 1 CS: 0 PA: 34

livebaseballscorecards.com

Batter	1	2	3	4	5	6	7	8	9	10	AB	R	H	RBI	BB	SO	LOB
Al Newman, S (1, 4) OBP: 0.347, SLG: 0.280	CS 1B		1B			BB 1B	F8		SH1 1-2		3	1	2	0	1	0	0
Mitch Webster, S (1, 9) (10, 8) OBP: 0.352, SLG: 0.395	F9 1-2		F6			1B 1B 1-2	F9		G3 2-3		4	1	0	0	1	0	4
Tim Raines, S (1, 7) OBP: 0.411, SLG: 0.500	BB			K		1B 1-3 1-3 2-H	2B		F8		4	1	2	1	1	1	2
Hubie Brooks, R (1, 6) OBP: 0.388, SLG: 0.650	6-3			K		1-3 HBP 1B 2-3 3-H	IBB			K	4	0	1	1	1	2	1
Tim Wallach, R (1, 5) OBP: 0.336, SLG: 0.503		5-3		6-3		1-3 HBP 1-2	F7			1B SF9 1B	4	1	1	0	0	0	2
Andres Galarraga, R (1, 3) OBP: 0.349, SLG: 0.462 Vance Law, R (7, 3) OBP: 0.294, SLG: 0.314		5-3	5-3			1-3 1-2 2-3 3-H		K		SF9 1-3 1B	3 2	0 0	0 1	1 0	0 0	0 1	2 0
Herm Winningham, L (1, 8) OBP: 0.309, SLG: 0.388 Jim Wohlford, R (10, PH) OBP: 0.220, SLG: 0.282 (10, 9)	K		B2-3	K		K	F8			SF9 1-2 3-H	4 0	0 0	0 0	0 1	0 0	2 0	2 0
Mike Fitzgerald, R (1, 2) OBP: 0.336, SLG: 0.406			B2-6-4 1B		BB	IBB	F9			IBB	2	0	1	0	3	0	0
Joe Hesketh, R (1, 1) Wayne Krenchicki, L (9, PH) OBP: 0.250, SLG: 0.429 Casey Candaele, S (9, PR) OBP: 0.500, SLG: 0.667 Jeff Reardon, R (9, 1) Dann Bilardello, R (10, PH) OBP: 0.239, SLG: 0.306 Bert Roberge, R (10, 1)			B2-6-4 1-2f		K	K			G3 SH1 1B	F7	3 1 0 0 1 0	0 0 0 0 0 0	0 1 0 0 0 0	0 0 0 0 0 0	2 0 0 0 0 0	5 0 0 0 2 0
Inning Stats	R: 0 E: 0 K: 0 S: 3 H: 1 LOB: 1 BB: 1 P: 7	R: 0 E: 0 K: 1 S: 5 H: 0 LOB: 0 BB: 0 P: 5	R: 0 E: 0 K: 0 S: 4 H: 2 LOB: 1 BB: 0 P: 4	R: 0 E: 0 K: 2 S: 7 H: 0 LOB: 0 BB: 0 P: 7	R: 0 E: 0 K: 1 S: 5 H: 0 LOB: 1 BB: 1 P: 9	R: 3 E: 0 K: 2 S: 9 H: 2 LOB: 3 BB: 3 P: 22	R: 0 E: 0 K: 0 S: 4 H: 1 LOB: 2 BB: 1 P: 8	R: 0 E: 0 K: 1 S: 5 H: 0 LOB: 0 BB: 0 P: 5	R: 0 E: 0 K: 0 S: 4 H: 1 LOB: 2 BB: 0 P: 4	R: 1 E: 0 K: 1 S: 7 H: 2 LOB: 2 BB: 1 P: 11	1B: 8 2B: 1 3B: 0 HR: 0	SF: 1 SAC: 1 DP: 1 HBP: 1						

PITCHER		IP	WLS	BF	H	R	ER	SO	BB	IBB	HBP	BLK	WP	HR	S	P	ERA	WHIP
Danny Cox, R ERA: 4.19	(1, 1)	5.0		23	5	3	3	4	4	0	1	0	0	0	26	43	5.40	1.800
Ken Dayley, L ERA: 5.09	(6, 1)	1.2		8	1	0	0	2	0	2	0	0	0	0	10	18	0.00	0.600
Todd Worrell, R ERA: 1.29	(7, 1)	2.1		8	1	0	0	1	0	0	0	0	0	0	10	10	0.00	0.429
Greg Bargar, R ERA: 6.16	(10, 1)	0.1	L	3	2	1	1	1	0	0	0	0	0	0	5	5	27.00	6.000
Pat Perry, L ERA: 4.22	(10, 1)	0.2		3	0	0	0	0	0	1	0	0	0	0	2	6	0.00	0.000

PITCHER	IP	WLS	BF	H	R	ER	SO	BB	IBB	HBP	BLK	WP	HR	S	P	ERA	WHIP

TOP

Montreal Expos @ St. Louis Cardinals

Busch Stadium, St. Louis, MO

Wed Jun 11 1986, 7:05 PM CDT

Att. 31,926 - Unknown

livebaseballscorecards.com

AB	35
R	4
H	9
RBI	4
BB	7
SO	8
LOB	20

WP: 0 PB: 0 SB: 0 CS: 1 PA: 45

Batter	1	2	3	4	5	6	7	8	9	10	AB	R	H	RBI	BB	SO	LOB
Vince Coleman, S (1, 7) OBP: 0.340, SLG: 0.353	5-3	F4			F9			6-3		6-3	5	0	0	0	0	0	1
Terry Pendleton, S (1, 5) OBP: 0.280, SLG: 0.273	F8		E1 F9 S		5-3			F8			4	0	0	0	0	0	0
Tom Herr, S (1, 4) OBP: 0.288, SLG: 0.247	BLK 2B 1B		F9 1-3			6-3		K			4	1	1	0	0	1	1
Jack Clark, R (1, 3) OBP: 0.367, SLG: 0.429	1-H 2B		K			K			4-3 SH3 2B		4	1	2	1	0	2	1
Tito Landrum, R (1, 9) OBP: 0.225, SLG: 0.270	K		F8			6-3			4-3 2-3		3	0	0	0	0	1	2
Todd Worrell, R (7, 1)											0	0	0	0	0	0	0
Ozzie Smith, S (9, PH) OBP: 0.405, SLG: 0.387											1	0	0	0	0	0	1
Greg Bargar, R (10, 1)											0	0	0	0	0	0	0
Pat Perry, L (10, 1)											0	0	0	0	0	0	0
Mike Heath, R (1, 2) OBP: 0.277, SLG: 0.277		F9		F9			F3		SH3 3-H		3	0	0	0	0	0	0
Michael LaValliere, L (9, PH) OBP: 0.352, SLG: 0.255											0	0	0	1	0	0	0
(10, 2)																	
Andy Van Slyke, L (1, 8) OBP: 0.299, SLG: 0.338	2B 3B			F5			F7		K		4	1	1	0	0	1	0
(7, 9)																	
José Oquendo, S (1, 6) OBP: 0.478, SLG: 0.500	F9 3-H 2B			F3			1B			F7	4	0	2	1	0	0	0
Danny Cox, R (1, 1) OBP: 0.214, SLG: 0.357	F9 2-3		K				G3			G3	2	0	0	0	0	1	1
Ken Dayley, L (6, 1) OBP: 0.333, SLG: 0.200											0	0	0	0	0	0	0
Willie McGee, S (7, 8) OBP: 0.294, SLG: 0.339											2	0	0	0	0	0	1
Inning Stats	R: 1 E: 0 K: 1 S: 7 H: 2 LOB: 1 BB: 0 P: 7	R: 1 E: 0 K: 0 S: 5 H: 2 LOB: 1 BB: 0 P: 5	R: 0 E: 1 K: 1 S: 6 H: 0 LOB: 1 BB: 0 P: 6	R: 0 E: 0 K: 0 S: 3 H: 0 LOB: 0 BB: 0 P: 3	R: 0 E: 0 K: 1 S: 5 H: 0 LOB: 0 BB: 0 P: 5	R: 0 E: 0 K: 1 S: 5 H: 0 LOB: 0 BB: 0 P: 5	R: 0 E: 0 K: 0 S: 4 H: 1 LOB: 1 BB: 0 P: 4	R: 0 E: 0 K: 1 S: 5 H: 0 LOB: 0 BB: 0 P: 5	R: 1 E: 0 K: 1 S: 6 H: 1 LOB: 0 BB: 0 P: 6	R: 0 E: 0 K: 0 S: 3 H: 0 LOB: 0 BB: 0 P: 3	1B: 2 2B: 3 3B: 1 HR: 0	SF: 0 SAC: 1 DP: 0 HBP: 0						

PITCHER		IP	WLS	BF	H	R	ER	SO	BB	IBB	HBP	BLK	WP	HR	S	P	ERA	WHIP
Joe Hesketh, L ERA: 6.42	(1, 1)	8.0		30	5	2	2	5	0	0	0	1	0	0	40	40	2.25	0.625
Jeff Reardon, R ERA: 2.7	(9, 1)	1.0	W	4	1	1	1	1	0	0	0	0	0	0	6	6	9.00	1.000
Bert Roberge, R ERA: 5.54	(10, 1)	1.0	S	3	0	0	0	0	0	0	0	0	0	0	3	3	0.00	0.000

PITCHER	IP	WLS	BF	H	R	ER	SO	BB	IBB	HBP	BLK	WP	HR	S	P	ERA	WHIP

BOTTOM

Montreal Expos @ St. Louis Cardinals

Busch Stadium, St. Louis, MO

Wed Jun 11 1986, 7:05 PM CDT
Att. 31,926 - Unknown

livebaseballscorecards.com

AB	36
R	3
H	6
RBI	3
BB	0
SO	6
LOB	8

WP: 0 PB: 0 SB: 1 CS: 0 PA: 37

Montreal Expos @ Philadelphia Phillies

Veterans Stadium, Philadelphia, PA

Fri Jun 13 1986, 7:05 PM EDT

Att. 24,491 - Unknown

TOP

livebaseballscorecards.com

Batter	1	2	3	4	5	6	7	8	9	AB	R	H	RBI	BB	SO	LOB
Tim Raines, S (1, 7) OBP: 0.412, SLG: 0.514	S S S 0-3 ① K		x 0-0 ③ 6-3		x 0-0 S 1B			x 0-0 HR		4	1	2	1	0	1	0
Mitch Webster, S (1, 8) (7, 9) OBP: 0.350, SLG: 0.392	x 0-0 ② F8			x 0-0 ① F9	x 0-0 ③ F9 1-2			x 0-0 CS 1B		4	0	1	0	0	0	1
Andres Galarraga, R (1, 3) OBP: 0.346, SLG: 0.453	x 0-0 ③ F8			S S S 0-3 ② K		B B B B 4-0 G1-6-3 BB		x 0-0 ① ② 4-3 1-2		3	0	0	0	1	1	1
Hubie Brooks, R (1, 6) OBP: 0.385, SLG: 0.641		x 0-0 ① 4-3		x 0-0 BB 1B 1B		x 0-0 ① ② G1-6-3 1-2f		S S S 0-3 ③ K		4	0	1	0	0	1	1
Tim Wallach, R (1, 5) OBP: 0.344, SLG: 0.505		x 0-0 S 1B		x 0-0 BB 1B 1-2		B B B B 4-0 BB			S S S 0-3 ① K	3	0	2	0	1	1	0
Jim Wohlford, R (1, 9) OBP: 0.227, SLG: 0.268 Herm Winningham, L (7, 8) OBP: 0.306, SLG: 0.384		x 0-0 ② F7 1-2		B B B B 4-0 1-2 2-3 BB		x 0-0 ③ L3			x 0-0 ② F7	2	0	0	0	1	0	2
										1	0	0	0	0	0	0
Vance Law, R (1, 4) OBP: 0.293, SLG: 0.308 Tim Burke, R (9, 1)		x 0-0 ③ F7		S S S 0-3 ③ K			x 0-0 ① F7		B B B B 4-0 BB	3	0	0	0	1	1	4
										0	0	0	0	0	0	0
Mike Fitzgerald, R (1, 2) OBP: 0.325, SLG: 0.390			x 0-0 ① F9		x 0-0 ① 6-3		x 0-0 ② 6-3		x 0-0 ③ 5-3	4	0	0	0	0	0	1
Floyd Youmans, R (1, 1) OBP: 0.179, SLG: 0.200 Al Newman, S (9, 4) OBP: 0.347, SLG: 0.280			x 0-0 ② F9		x 0-0 ② 6-3		x 0-0 ③ 1-3			3	0	0	0	0	0	0
										0	0	0	0	0	0	0

AB	31
R	1
H	6
RBI	1
BB	4
SO	5
LOB	10

Inning Stats																																
	R: 0	H: 0	R: 0	H: 1	R: 0	H: 0	R: 0	H: 2	R: 0	H: 1	R: 0	H: 0	R: 0	H: 0	R: 1	H: 2	R: 0	H: 0	1B: 5	SF: 0	WP: 0	PA: 35
	E: 0	LOB: 0	E: 0	LOB: 1	E: 0	LOB: 0	E: 0	LOB: 3	E: 0	LOB: 1	E: 0	LOB: 1	E: 0	LOB: 0	E: 0	LOB: 0	E: 0	LOB: 1	2B: 0	SAC: 0	PB: 0	
	K: 1	BB: 0	K: 0	BB: 0	K: 0	BB: 0	K: 2	BB: 1	K: 0	BB: 0	K: 0	BB: 2	K: 0	BB: 0	K: 1	BB: 0	K: 1	BB: 1	3B: 0	DP: 1	SB: 2	
	S: 5	P: 5	S: 4	P: 4	S: 3	P: 3	S: 9	P: 13	S: 4	P: 4	S: 2	P: 10	S: 3	P: 3	S: 6	P: 6	S: 5	P: 9	HR: 1	HBP: 0	CS: 1	

PITCHER		IP	WLS	BF	H	R	ER	SO	BB	IBB	HBP	BLK	WP	HR	S	P	ERA	WHIP
Shane Rawley, L ERA: 2.82	(1, 1)	9.0	W	35	6	1	1	5	4	0	0	0	0	1	41	57	1.00	1.111

PITCHER	IP	WLS	BF	H	R	ER	SO	BB	IBB	HBP	BLK	WP	HR	S	P	ERA	WHIP

Batter	1	2	3	4	5	6	7	8	9	AB	R	H	RBI	BB	SO	LOB
Jeff Stone, L (1, 7) OBP: 0.303, SLG: 0.300	SSS 0-3 K ①		SSS 0-3 K ③			X 0-0 G3 ①	X 0-0 4-3 ③		X 0-0 1-2 2-3 3-H 1B	4	0	0	0	0	2	2
Steve Jeltz, S (8, 6) OBP: 0.349, SLG: 0.272										1	0	1	1	0	0	0
Ron Roenicke, S (1, 8) OBP: 0.379, SLG: 0.410	SSS 0-3 K ②			BBBB 4-0 BB		X 0-0 3B		X 0-0 F9 ①		3	0	1	0	1	1	0
(8, 7)																
Juan Samuel, R (1, 4) OBP: 0.316, SLG: 0.409	X 0-0 S 1B			SSS 0-3 K ①		SSS 0-3 K ②		X 0-0 F8 ②		4	0	1	0	0	2	2
Mike Schmidt, R (1, 5) OBP: 0.389, SLG: 0.527	SSS 0-3 K ③ 1-2			X 0-0 F9 ②		SSS 0-3 K ③		X 0-0 1B		4	0	1	0	0	2	3
Rick Schu, R (8, PR) OBP: 0.310, SLG: 0.363										0	0	0	0	0	0	0
(9, 5)																
Von Hayes, L (1, 3) OBP: 0.377, SLG: 0.438		SSS 0-3 K ①		SSS 0-3 K ③			X 0-0 1B FC3 1B	X 0-0 F8 ③		4	1	1	0	0	2	2
Glenn Wilson, R (1, 9) OBP: 0.286, SLG: 0.346		X 0-0 6-3 ②			X 0-0 6-3 ①		X 0-0 SH2-4 FC3 1-3 1B		X 0-0 BB 1B 2B	4	1	2	0	0	0	0
Darren Daulton, L (1, 2) OBP: 0.381, SLG: 0.442		X 0-0 F8 ③			SSS 0-3 K ②		X 0-0 F7 ①		SSS 0-3 K ①	4	0	0	0	0	2	3
Tom Foley, L (1, 6) OBP: 0.520, SLG: 0.500			X 0-0 F8 ①		BBBB 4-0 FC4-6 BB		X 0-0 FC3 SH2-4 1-2 3-H		IIII 4-0 1B BB IBB	2	0	0	1	1	0	1
Milt Thompson, L (8, 8) OBP: 0.241, SLG: 0.247										0	0	0	0	1	0	0
Shane Rawley, R (1, 1) OBP: 0.176, SLG: 0.152			SSS 0-3 K ②		X 0-0 FC4-6 ③ 1-2f		X 0-0 SH2-4 ② 1-2 2-3		BBBB 4-0 1B 1-2 2-3 BB	2	0	0	0	0	1	1
Greg Gross, L (9, PH) OBP: 0.452, SLG: 0.364										0	0	0	0	1	0	0
Inning Stats	R: 0 H: 1 E: 0 LOB: 1 K: 3 BB: 0 S: 10 P: 10	R: 0 H: 0 E: 0 LOB: 0 K: 1 BB: 0 S: 5 P: 5	R: 0 H: 0 E: 0 LOB: 0 K: 2 BB: 0 S: 7 P: 7	R: 0 H: 0 E: 0 LOB: 1 K: 2 BB: 1 S: 7 P: 11	R: 0 H: 0 E: 0 LOB: 1 K: 1 BB: 1 S: 5 P: 9	R: 0 H: 1 E: 0 LOB: 1 K: 2 BB: 0 S: 8 P: 8	R: 1 H: 2 E: 0 LOB: 2 K: 0 BB: 0 S: 6 P: 6	R: 0 H: 1 E: 0 LOB: 1 K: 0 BB: 0 S: 4 P: 4	R: 1 H: 2 E: 0 LOB: 3 K: 1 BB: 2 S: 5 P: 13	1B: 5 SF: 0 2B: 1 SAC: 1 3B: 1 DP: 0 HR: 0 HBP: 0						

PITCHER		IP	WLS	BF	H	R	ER	SO	BB	IBB	HBP	BLK	WP	HR	S	P	ERA	WHIP
Floyd Youmans, R ERA: 4.66	(1, 1)	8.0		32	5	1	1	11	2	0	0	0	0	0	52	60	1.12	0.875
Tim Burke, R ERA: 2.17	(9, 1)	0.1	L	5	2	1	1	1	1	1	0	0	0	0	5	13	27.00	9.000

PITCHER	IP	WLS	BF	H	R	ER	SO	BB	IBB	HBP	BLK	WP	HR	S	P	ERA	WHIP

BOTTOM

Montreal Expos @ Philadelphia Phillies

Veterans Stadium, Philadelphia, PA

Fri Jun 13 1986, 7:05 PM EDT

Att. 24,491 - Unknown

livebaseballscorecards.com

AB	32
R	2
H	7
RBI	2
BB	4
SO	12
LOB	14

1B: 5	SF: 0	WP: 0	PA: 37
2B: 1	SAC: 1	PB: 0	
3B: 1	DP: 0	SB: 1	
HR: 0	HBP: 0	CS: 0	

Montreal Expos @ Philadelphia Phillies

Veterans Stadium, Philadelphia, PA

Sat Jun 14 1986, 7:05 PM EDT

Att. 25,769 - Unknown

TOP

livebaseballscorecards.com

Batter	1	2	3	4	5	6	7	8	9	AB	R	H	RBI	BB	SO	LOB
Herm Winningham, L (1, 8) OBP: 0.313, SLG: 0.398	F7		1B		2B	F6		K		4	0	2	0	0	0	1
Jim Wohlford, R (8, PH) OBP: 0.222, SLG: 0.262 (8, 9)										1	0	0	0	0	1	1
Mitch Webster, S (1, 9) OBP: 0.347, SLG: 0.387 (8, 8)	F9		CS	1B	F7		F8		F7	5	1	1	0	0	0	2
Tim Raines, S (1, 7) OBP: 0.416, SLG: 0.514	BB			F8	F7		1B SF9		1B	4	1	2	0	1	0	3
Hubie Brooks, R (1, 6) OBP: 0.390, SLG: 0.640	K			E9		BB			K	5	1	3	0	0	2	2
Tim Wallach, R (1, 5) OBP: 0.345, SLG: 0.500		F8		BB		1B 2B BB	SF9		F9	2	1	0	1	2	0	1
Andres Galarraga, R (1, 3) OBP: 0.339, SLG: 0.442		F6		K		F4	4-3			4	0	0	0	0	1	5
Vance Law, R (1, 4) OBP: 0.297, SLG: 0.324		K		F8		1-3 2-H 2B 1B		4-3 3B		4	2	2	1	0	1	2
Mike Fitzgerald, R (1, 2) OBP: 0.331, SLG: 0.404			CS 1B		6-3	1-H 3-H 2B		3-H 4-3		4	0	2	3	0	0	0
Bryn Smith, R (1, 1)			K		BB	S		CS 1B		0	0	0	0	0	0	0
Dan Schatzeder, L (3, PH) OBP: 0.000, SLG: 0.667										1	0	0	0	2	1	1
Casey Candaele, S (6, PR) OBP: 0.600, SLG: 0.667										0	0	0	0	0	0	0
Bert Roberge, R (6, 1)										0	0	0	0	0	0	0
Bob McClure, R (6, 1)										0	0	0	0	0	0	0
Wayne Krenchicki, L (8, PH) OBP: 0.273, SLG: 0.545										0	0	0	0	0	0	0
Al Newman, S (8, PR) OBP: 0.347, SLG: 0.292										1	0	1	0	0	0	0
Tim Burke, R (8, 1)										0	0	0	0	0	0	0
										0	0	0	0	0	0	0

Inning Stats	1	2	3	4	5	6	7	8	9
	R: 0 E: 0 K: 1 S: 5	H: 0 LOB: 1 BB: 1 P: 9	R: 0 E: 0 K: 1 S: 5	H: 0 LOB: 0 BB: 0 P: 5	R: 0 E: 0 K: 1 S: 5	H: 2 LOB: 0 BB: 0 P: 5	R: 1 E: 1 K: 1 S: 7	H: 2 LOB: 2 BB: 1 P: 11	R: 0 E: 0 K: 0 S: 4	H: 1 LOB: 2 BB: 1 P: 8	R: 3 E: 0 K: 0 S: 5	H: 3 LOB: 2 BB: 2 P: 13	R: 1 E: 0 K: 0 S: 5	H: 2 LOB: 1 BB: 0 P: 5	R: 1 E: 0 K: 1 S: 6	H: 2 LOB: 1 BB: 0 P: 6	R: 0 E: 0 K: 1 S: 6	H: 1 LOB: 1 BB: 0 P: 6

AB	35
R	6
H	13
RBI	5
BB	5
SO	6
LOB	18

| | | | | | | | | | |

Batter	1	2	3	4	5	6	7	8	9	AB	R	H	RBI	BB	SO	LOB
Greg Gross, L (1, 7) OBP: 0.447, SLG: 0.368	4-3	BB, 1B 1-3 2-H 1B		K		1B 1-3 2-H 1B		3-1		5	0	2	2	0	1	1
Ron Roenicke, S (1, 8) OBP: 0.380, SLG: 0.409	4-3	BB 1-2 3-H 1B		K		G6-4-3 1-2 3-H 1B		K		5	0	2	2	0	2	1
Juan Samuel, R (1, 4) OBP: 0.320, SLG: 0.413	2B	FC5-4 1-2 2-3 BB			K	G6-4-3 1-2f				3	0	1	0	1	1	2
Mike Schmidt, R (1, 5) OBP: 0.387, SLG: 0.521		K FC5-4 1-2f			F9		F9, 1B 1B			4	0	1	0	0	1	3
Von Hayes, L (1, 3) OBP: 0.379, SLG: 0.440		WP, S 1B 1B	L3		6-3		FC6-4 1-2 1B			4	1	2	0	0	0	0
Glenn Wilson, R (1, 9) OBP: 0.289, SLG: 0.351		1B 1-2 SF7 BB	6-3			1B 2B	F9 2-3			3	2	1	0	1	0	2
Darren Daulton, L (1, 2) OBP: 0.390, SLG: 0.452		1B 1-3 2-H 1B	CS 1B			FC4-6 2-H 1B	K			4	1	3	2	0	1	2
Tom Foley, L (1, 6) OBP: 0.500, SLG: 0.500	SF7 3-H	CS 1-2	SH1-4 1B			FC4-6 BLK, 1B 1-2f 1B	FC6-4 1-2f			2	1	1	1	0	0	1
Steve Jeltz, S (7, PH) OBP: 0.347, SLG: 0.270 (8, 6)										1	0	0	0	0	0	2
Kevin Gross, R (1, 1) OBP: 0.194, SLG: 0.233 Randy Lerch, L (6, 1) Jeff Stone, L (6, PH) OBP: 0.311, SLG: 0.309 Kent Tekulve, R (7, 1) Don Carman, L (8, 1) Steve Bedrosian, R (9, 1)		1B 1-2 1B		SH1-4 1-2		1B, BLK 1-2 1B		4-3		1 0 1 0 1 0 0	1 0 1 0 0 0 0	1 0 1 0 0 0 0	0 0 0 0 0 0 0	0 0 0 0 0 0 0	0 0 0 0 0 0 0	0 0 0 0 0 0 0
Inning Stats	R: 0 E: 0 K: 0 S: 3 H: 1 LOB: 1 BB: 0 P: 3	R: 4 E: 0 K: 1 S: 10 H: 5 LOB: 3 BB: 2 P: 18	R: 0 E: 0 K: 0 S: 3 H: 1 LOB: 0 BB: 0 P: 3	R: 0 E: 0 K: 2 S: 8 H: 1 LOB: 1 BB: 0 P: 8	R: 0 E: 0 K: 1 S: 5 H: 0 LOB: 0 BB: 0 P: 5	R: 3 E: 0 K: 0 S: 7 H: 5 LOB: 1 BB: 0 P: 7	R: 0 E: 0 K: 1 S: 7 H: 2 LOB: 2 BB: 0 P: 7	R: 0 E: 0 K: 1 S: 5 H: 0 LOB: 0 BB: 0 P: 5		1B: 13 2B: 2 3B: 0 HR: 0	SF: 1 SAC: 1 DP: 1 HBP: 0					

PITCHER		IP	WLS	BF	H	R	ER	SO	BB	IBB	HBP	BLK	WP	HR	S	P	ERA	WHIP
Bryn Smith, R ERA: 3.97	(1, 1)	2.0		13	6	4	4	1	2	0	0	0	1	0	13	21	18.00	4.000
Dan Schatzeder, L ERA: 2.61	(3, 1)	3.0		10	2	0	0	3	0	0	0	0	0	0	16	16	0.00	0.667
Bert Roberge, R ERA: 7.43	(6, 1)	0.1	L	5	4	3	3	0	0	0	0	1	0	0	5	5	81.00	12.000
Bob McClure, L ERA: 3.5	(6, 1)	1.2		7	3	0	0	1	0	0	0	0	0	0	9	9	0.00	1.800
Tim Burke, R ERA: 2.13	(8, 1)	1.0		3	0	0	0	1	0	0	0	0	0	0	5	5	0.00	0.000

PITCHER	IP	WLS	BF	H	R	ER	SO	BB	IBB	HBP	BLK	WP	HR	S	P	ERA	WHIP

BOTTOM

Montreal Expos @ Philadelphia Phillies

Veterans Stadium, Philadelphia, PA

Sat Jun 14 1986, 7:05 PM EDT

Att. 25,769 - Unknown

livebaseballscorecards.com

AB	34
R	7
H	15
RBI	7
BB	2
SO	6
LOB	14

WP: 1 PB: 0 SB: 1 CS: 1 PA: 39

Montreal Expos @ Philadelphia Phillies

Veterans Stadium, Philadelphia, PA

Sun Jun 15 1986, 3:33 AM EDT

Att. 30,242 - Unknown

TOP

livebaseballscorecards.com

Batter	1	2	3	4	5	6	7	8	9	AB	R	H	RBI	BB	SO	LOB
Al Newman, S (1, 4) OBP: 0.333, SLG: 0.267	F6		4-3			B1		2-3		4	0	0	0	0	0	1
Mitch Webster, S (1, 9) OBP: 0.345, SLG: 0.381	BB G6-4-3			B4-3		F8		F9		3	0	0	0	1	0	1
Tim Raines, S (1, 7) OBP: 0.409, SLG: 0.504	G6-4-3 1-2f			K		F8			F3	4	0	0	0	0	1	1
Hubie Brooks, R (1, 6) OBP: 0.388, SLG: 0.642		L9		6-3			F2		S 3B	4	1	1	0	0	0	0
Tim Wallach, R (1, 5) OBP: 0.343, SLG: 0.493		F6			6-3		K		S IBB	3	0	0	0	1	1	0
Wayne Krenchicki, L (1, 3) OBP: 0.293, SLG: 0.453 Bob McClure, R (7, 1) Jeff Reardon, R (8, 1)		L8			1B 1B		1B		K	3 0 1	0 0 0	2 0 0	0 0 0	0 0 0	0 0 1	0 0 2
Herm Winningham, L (1, 8) OBP: 0.311, SLG: 0.421			HR	F7			F9		G3 1-2 3-H	4	1	1	1	0	0	3
Mike Fitzgerald, R (1, 2) OBP: 0.339, SLG: 0.420			F8	1B 1-2				2B		3	0	2	0	0	0	0
Andy McGaffigan, R (1, 1) Andres Galarraga, R (7, 3) OBP: 0.337, SLG: 0.440			K	K				K		2 1	0 0	0 0	0 0	0 0	2 1	2 1
Inning Stats	R: 0 E: 0 K: 0 S: 2 H: 0 LOB: 0 BB: 1 P: 6	R: 0 E: 0 K: 0 S: 3 H: 0 LOB: 0 BB: 0 P: 3	R: 1 E: 0 K: 1 S: 6 H: 1 LOB: 0 BB: 0 P: 6	R: 0 E: 0 K: 1 S: 5 H: 0 LOB: 0 BB: 0 P: 5	R: 0 E: 0 K: 1 S: 7 H: 2 LOB: 2 BB: 0 P: 7	R: 0 E: 0 K: 0 S: 3 H: 0 LOB: 0 BB: 0 P: 3	R: 0 E: 0 K: 1 S: 6 H: 1 LOB: 1 BB: 0 P: 6	R: 0 E: 0 K: 1 S: 6 H: 1 LOB: 1 BB: 0 P: 6	R: 1 E: 0 K: 1 S: 6 H: 1 LOB: 1 BB: 1 P: 10	1B: 3 2B: 1 3B: 1 HR: 1 SF: 0 SAC: 0 DP: 1 HBP: 0						

	AB	32
	R	2
	H	6
	RBI	1
	BB	2
	SO	6
	LOB	11

WP: 0 PB: 0 SB: 2 CS: 0 PA: 34

PITCHER		IP	WLS	BF	H	R	ER	SO	BB	IBB	HBP	BLK	WP	HR	S	P	ERA	WHIP
Charles Hudson, R ERA: 3.52	(1, 1)	8.0	L	29	5	1	1	5	1	0	0	0	0	1	38	42	1.12	0.750
Don Carman, L ERA: 4.25	(9, 1)	1.0		5	1	1	1	1	0	1	0	0	0	0	6	10	9.00	1.000

PITCHER		IP	WLS	BF	H	R	ER	SO	BB	IBB	HBP	BLK	WP	HR	S	P	ERA	WHIP

Batter	1	2	3	4	5	6	7	8	9	AB	R	H	RBI	BB	SO	LOB
Milt Thompson, L (1, 8) OBP: 0.235, SLG: 0.240	4-3		K 3-H			F5			B2	4	0	0	0	0	1	2
Ron Roenicke, S (1, 7) OBP: 0.375, SLG: 0.402	F5			K		G6-4-3 1B			F9	4	0	1	0	0	1	0
Juan Samuel, R (1, 4) OBP: 0.314, SLG: 0.404	K			K		G6-4-3 1-2f			4-3	4	0	0	0	0	2	1
Mike Schmidt, R (1, 5) OBP: 0.390, SLG: 0.526		G4-6-3 BB		2B			L8			2	0	1	0	1	0	0
Von Hayes, L (1, 3) OBP: 0.374, SLG: 0.433		G4-6-3 1-2f		K			4-3			3	0	0	0	0	1	2
Glenn Wilson, R (1, 9) OBP: 0.286, SLG: 0.346		K			F3		F4			3	0	0	0	0	1	0
Darren Daulton, L (1, 2) OBP: 0.398, SLG: 0.464 Rick Schu, R (8, PH) OBP: 0.310, SLG: 0.363 Jeff Stone, L (8, PH) OBP: 0.308, SLG: 0.305 John Russell, R (9, 2) OBP: 0.325, SLG: 0.429			1B K 2B		BB			K		1 0 1 0	0 0 0 0	1 0 0 0	0 0 0 0	1 0 0 0	0 0 1 0	0 0 0 0
Steve Jeltz, S (1, 6) OBP: 0.348, SLG: 0.273 Tom Foley, L (8, PH) OBP: 0.483, SLG: 0.478 (9, 6)			2-3 1B		F7			G3		2 1	0 0	1 0	0 0	0 0	0 0	1 0
Charles Hudson, S (1, 1) Greg Gross, L (8, PH) OBP: 0.438, SLG: 0.359 Don Carman, L (9, 1)			L6		K			4-3		2 1 0	0 0 0	0 0 0	0 0 0	0 0 0	1 0 0	3 0 0
Inning Stats	R: 0 H: 0 E: 0 LOB: 0 K: 1 BB: 0 S: 5 P: 5	R: 0 H: 0 E: 0 LOB: 0 K: 1 BB: 1 S: 4 P: 8	R: 0 H: 2 E: 0 LOB: 1 K: 1 BB: 0 S: 6 P: 6	R: 0 H: 1 E: 0 LOB: 1 K: 3 BB: 0 S: 10 P: 10	R: 0 H: 0 E: 0 LOB: 1 K: 1 BB: 1 S: 5 P: 9	R: 0 H: 1 E: 0 LOB: 0 K: 0 BB: 0 S: 3 P: 3	R: 0 H: 0 E: 0 LOB: 0 K: 0 BB: 0 S: 3 P: 3	R: 0 H: 0 E: 0 LOB: 0 K: 1 BB: 0 S: 5 P: 5	R: 0 H: 0 E: 0 LOB: 0 K: 0 BB: 0 S: 3 P: 3	1B: 2 2B: 2 3B: 0 HR: 0	SF: 0 SAC: 0 DP: 2 HBP: 0					

PITCHER		IP	WLS	BF	H	R	ER	SO	BB	IBB	HBP	BLK	WP	HR	S	P	ERA	WHIP
Andy McGaffigan, R ERA: 3.2	(1, 1)	6.1	W	22	4	0	0	7	2	0	0	0	0	0	34	42	0.00	0.947
Bob McClure, L ERA: 3.38	(7, 1)	0.2		2	0	0	0	0	0	0	0	0	0	0	2	2	0.00	0.000
Jeff Reardon, R ERA: 2.58	(8, 1)	2.0	S	6	0	0	0	1	0	0	0	0	0	0	8	8	0.00	0.000

PITCHER	IP	WLS	BF	H	R	ER	SO	BB	IBB	HBP	BLK	WP	HR	S	P	ERA	WHIP

BOTTOM

Montreal Expos @ Philadelphia Phillies

Veterans Stadium, Philadelphia, PA

Sun Jun 15 1986, 3:33 AM EDT

Att. 30,242 - Unknown

livebaseballscorecards.com

AB	28
R	0
H	4
RBI	0
BB	2
SO	8
LOB	9

WP: 0	PA: 30
PB: 0	
SB: 0	
CS: 0	

Batter	1	2	3	4	5	6	7	8	9	10	AB	R	H	RBI	BB	SO	LOB
Mookie Wilson, S (1, 8) (7, 7) OBP: 0.344, SLG: 0.478	K		K			F8	1-2 1B			K	5	0	1	0	0	3	0
Wally Backman, S (1, 4) OBP: 0.374, SLG: 0.412	5-3			BB 9-2 2B		2B	K			S 1B 1B	5	1	3	0	0	1	2
Keith Hernandez, L (1, 3) OBP: 0.412, SLG: 0.438	BB			6-3		F2		K		E 1B 1-2 1B BB	3	1	0	0	2	1	2
Darryl Strawberry, L (1, 9) OBP: 0.388, SLG: 0.517	K			BB		FC6-4 IBB		2B		E8 S 1-3 2-H 1B	3	1	2	1	2	1	1
Gary Carter, R (1, 2) OBP: 0.340, SLG: 0.444		G4-6-3 BB		1-2 2-3 BB		FC6-4 1-2f		K		L6 1-2	3	0	0	0	2	1	5
George Foster, R (1, 7) OBP: 0.339, SLG: 0.500 Lenny Dykstra, L (7, PR) OBP: 0.401, SLG: 0.436 (7, 8)		F4		9-2 3-Hf			WP 5-3 E BB	5-3		2-H 3-H 1B	2	0	0	0	1	0	4
											2	1	1	2	0	0	1
Ray Knight, R (1, 5) OBP: 0.366, SLG: 0.498		G4-6-3 1-2f			G3		5-3 1-2		4-3	K	5	0	0	0	0	1	3
Rafael Santana, R (1, 6) OBP: 0.227, SLG: 0.184			5-3		4-3		6-3		K		4	0	0	0	0	1	2
Ron Darling, R (1, 1) OBP: 0.111, SLG: 0.059			1-3		K		E3 1B 2-H		F7		3	0	0	0	0	1	1
Roger McDowell, R (8, 1) OBP: 0.444, SLG: 0.375											0	0	0	0	0	0	0
Danny Heep, L (9, PH) OBP: 0.402, SLG: 0.457											1	0	0	0	0	0	0
Doug Sisk, R (9, 1)											0	0	0	0	0	0	0

Inning Stats	1	2	3	4	5	6	7	8	9	10
	R: 0 E: 0 K: 2 S: 7	H: 0 LOB: 1 BB: 1 P: 11	R: 0 E: 0 K: 0 S: 2	H: 0 LOB: 0 BB: 1 P: 6	R: 0 E: 0 K: 1 S: 5	H: 0 LOB: 0 BB: 0 P: 5	R: 0 E: 0 K: 0 S: 3	H: 1 LOB: 2 BB: 2 P: 11	R: 0 E: 0 K: 1 S: 5	H: 0 LOB: 0 BB: 0 P: 5
	R: 0 E: 0 K: 0 S: 4	H: 1 LOB: 2 BB: 1 P: 8	R: 1 E: 1 K: 1 S: 7	H: 1 LOB: 2 BB: 1 P: 11	R: 0 E: 0 K: 2 S: 8	H: 1 LOB: 1 BB: 0 P: 8	R: 0 E: 0 K: 1 S: 5	H: 0 LOB: 0 BB: 0 P: 5	R: 3 E: 1 K: 2 S: 10	H: 3 LOB: 1 BB: 1 P: 14

PITCHER		IP	WLS	BF	H	R	ER	SO	BB	IBB	HBP	BLK	WP	HR	S	P	ERA	WHIP
Jay Tibbs, R ERA: 3.12	(1, 1)	7.0		29	3	1	0	5	5	1	0	0	1	0	33	57	0.00	1.143
Bob McClure, L ERA: 3.32	(8, 1)	0.1		2	1	0	0	1	0	0	0	0	0	0	4	4	0.00	3.000
Tim Burke, R ERA: 2.06	(8, 1)	1.2		5	0	0	0	2	0	0	0	0	0	0	9	9	0.00	0.000
Jeff Reardon, R ERA: 2.91	(10, 1)	1.0	L	7	3	3	2	2	1	0	0	0	0	0	10	14	18.00	4.000

PITCHER	IP	WLS	BF	H	R	ER	SO	BB	IBB	HBP	BLK	WP	HR	S	P	ERA	WHIP

TOP

New York Mets @ Montreal Expos

Olympic Stadium, Montreal, QB

Mon Jun 16 1986, 7:05 PM EDT

Att. 16,347 - Unknown

livebaseballscorecards.com

AB	36
R	4
H	7
RBI	3
BB	7
SO	10
LOB	21

1B: 4	SF: 0	WP: 1	PA: 43
2B: 4	SAC: 0	PB: 0	
3B: 0	DP: 2	SB: 2	
HR: 0	HBP: 0	CS: 0	

New York Mets @ Montreal Expos

Olympic Stadium, Montreal, QB

Mon Jun 16 1986, 7:05 PM EDT
Att. 16,347 - Unknown

livebaseballscorecards.com

BOTTOM

Batter	1	2	3	4	5	6	7	8	9	10	AB	R	H	RBI	BB	SO	LOB
Herm Winningham, L (1, 8) OBP: 0.306, SLG: 0.411	F8 1B		4-3			K	F8		K		5	0	1	0	0	2	5
Mitch Webster, S (1, 9) OBP: 0.342, SLG: 0.381	F8 1-2			K		1B 2B		B1-3	K		5	0	1	0	0	2	3
Tim Raines, S (1, 7) OBP: 0.413, SLG: 0.502	CS BB			3-1		S 1B 2-3		1B 1B BB		6-3	3	1	1	0	2	0	0
Hubie Brooks, R (1, 6) OBP: 0.393, SLG: 0.638	CS 1-2	G3-6-1 BB		BB		K 1-2		1B 1-3		F9	3	0	1	0	2	1	2
Tim Wallach, R (1, 5) OBP: 0.345, SLG: 0.488		G3-6-1 1-2f		K		F6		G1-6-4-3 1-3 3-H		FC6-4 HBP	4	0	1	1	0	1	4
Andres Galarraga, R (1, 3) OBP: 0.333, SLG: 0.429		K	6-3				SH3-4 BB	G1-6-4-3 1-2f		FC6-4 1-2f	4	0	0	0	1	1	3
Vance Law, R (1, 4) OBP: 0.298, SLG: 0.320 Al Newman, S (9, PR) OBP: 0.333, SLG: 0.267 (10, 4)			F9	K			SH3-4 1-2		FC3-6 1B BB		2 0	0 0	0 0	0 0	1 0	1 0	0 0
Dann Bilardello, R (1, 2) OBP: 0.261, SLG: 0.317 Mike Fitzgerald, R (7, PH) OBP: 0.349, SLG: 0.425 (8, 2)			FC3-6 BB		1B		BB		FC3-6 1-2 1B		1 1	0 0	1 1	0 0	1 1	0 0	0 0
Jay Tibbs, R (1, 1) OBP: 0.185, SLG: 0.160 Wayne Krenchicki, L (7, PH) OBP: 0.288, SLG: 0.444 Bob McClure, R (8, 1) Tim Burke, R (8, 1) Casey Candaele, S (9, PH) OBP: 0.400, SLG: 0.500 Jeff Reardon, R (10, 1)			FC3-6 1-2f		K		K		FC3-6 1-2 2-3f		2 1 0 0 1 0	0 0 0 0 0 0	0 0 0 0 0 0	0 0 0 0 0 0	1 0 0 0 0 0	2 2 0 0 0 2	2 2 0 0 2 0

Inning Stats	1	2	3	4	5	6	7	8	9	10
	R: 0 H: 1 E: 0 LOB: 0 K: 0 BB: 1 S: 2 P: 6	R: 0 H: 0 E: 0 LOB: 0 K: 1 BB: 1 S: 4 P: 8	R: 0 H: 0 E: 0 LOB: 1 K: 0 BB: 1 S: 3 P: 7	R: 0 H: 0 E: 0 LOB: 1 K: 2 BB: 1 S: 7 P: 11	R: 0 H: 1 E: 0 LOB: 1 K: 2 BB: 0 S: 8 P: 8	R: 0 H: 2 E: 0 LOB: 2 K: 2 BB: 0 S: 9 P: 9	R: 0 H: 0 E: 0 LOB: 2 K: 1 BB: 2 S: 5 P: 13	R: 1 H: 2 E: 0 LOB: 1 K: 0 BB: 1 S: 4 P: 8	R: 0 H: 1 E: 0 LOB: 2 K: 2 BB: 1 S: 8 P: 12	R: 0 H: 0 E: 0 LOB: 1 K: 0 BB: 0 S: 3 P: 4

1B: 6 SF: 0
2B: 1 SAC: 1
3B: 0 DP: 2
HR: 0 HBP: 1

WP: 0 PA: 43
PB: 0
SB: 1
CS: 1

	AB	32
	R	1
	H	7
	RBI	1
	BB	8
	SO	10
	LOB	23

PITCHER		IP	WLS	BF	H	R	ER	SO	BB	IBB	HBP	BLK	WP	HR	S	P	ERA	WHIP
Ron Darling, R ERA: 3.59	(1, 1)	7.0		28	4	0	0	8	6	0	0	0	0	0	38	62	0.00	1.429
Roger McDowell, R ERA: 2.32	(8, 1)	1.0		5	2	1	1	0	1	0	0	0	0	0	4	8	9.00	3.000
Doug Sisk, R ERA: 1.42	(9, 1)	2.0	W	9	1	0	0	2	1	0	1	0	0	0	11	16	0.00	1.000

PITCHER		IP	WLS	BF	H	R	ER	SO	BB	IBB	HBP	BLK	WP	HR	S	P	ERA	WHIP

New York Mets @ Montreal Expos

Olympic Stadium, Montreal, QB

Tue Jun 17 1986, 7:05 PM EDT

Att. 20,193 - Unknown

TOP

livebaseballscorecards.com

Batter	1	2	3	4	5	6	7	8	9	AB	R	H	RBI	BB	SO	LOB
Mookie Wilson, S (1, 8) OBP: 0.349, SLG: 0.479	WP 2B 1B		K		2-H 1B			K		4	1	2	0	0	2	0
Kevin Mitchell, R (1, 6) OBP: 0.367, SLG: 0.524	4-3 1-H SF8 2B		F8			5-3		1B		4	1	2	1	0	0	0
Keith Hernandez, L (1, 3) OBP: 0.405, SLG: 0.430	4-3 2-3		4-3			F7		K		4	0	0	0	0	1	2
Gary Carter, R (1, 2) OBP: 0.339, SLG: 0.443	SF8 3-H			K		F9			G6-4-3 1B	3	0	1	1	0	1	0
Darryl Strawberry, L (1, 9) OBP: 0.381, SLG: 0.505	K			K			4-3		K	4	0	0	0	0	3	1
George Foster, R (1, 7) OBP: 0.331, SLG: 0.487		K		4-3			F8		G6-4-3 1-2f	4	0	0	0	0	1	1
Ray Knight, R (1, 5) OBP: 0.365, SLG: 0.495		K			6-3		E 1B			3	0	1	0	0	1	0
Tim Teufel, R (1, 4) OBP: 0.321, SLG: 0.378		1B			SH3-4 1B 1B		F7 1-2			3	0	2	0	0	0	1
Bruce Berenyi, R (1, 1)		K			SH3-4 1-2			K		1	0	0	0	0	1	1
Doug Sisk, R (5, 1)										0	0	0	0	0	0	0
Ed Hearn, R (8, PH) OBP: 0.344, SLG: 0.483										1	0	0	0	0	1	0
Randy Niemann, L (8, 1) OBP: 0.400, SLG: 0.250										0	0	0	0	0	0	0

	AB	31
	R	2
	H	8
	RBI	2
	BB	0
	SO	11
	LOB	6

Inning Stats	1	2	3	4	5	6	7	8	9	1B: 7	SF: 1	WP: 1	PA: 33
	R: 2 E: 0 K: 1 S: 7	H: 2 LOB: 0 BB: 0 P: 7	R: 0 E: 0 K: 3 S: 10	H: 1 LOB: 1 BB: 0 P: 10	R: 0 E: 0 K: 1 S: 5	H: 0 LOB: 0 BB: 0 P: 5	R: 0 E: 0 K: 2 S: 7	H: 0 LOB: 0 BB: 0 P: 7	R: 0 E: 0 K: 0 S: 4	H: 2 LOB: 2 BB: 0 P: 4	R: 0 E: 0 K: 0 S: 3	H: 0 LOB: 0 BB: 0 P: 3	R: 0 E: 1 K: 0 S: 4	H: 1 LOB: 1 BB: 0 P: 4	R: 0 E: 0 K: 3 S: 10	H: 1 LOB: 1 BB: 0 P: 10	R: 0 E: 0 K: 1 S: 5	H: 1 LOB: 0 BB: 0 P: 5	2B: 1 3B: 0 HR: 0	SAC: 1 DP: 1 HBP: 0	PB: 0 SB: 0 CS: 0	

PITCHER		IP	WLS	BF	H	R	ER	SO	BB	IBB	HBP	BLK	WP	HR	S	P	ERA	WHIP
Joe Hesketh, L ERA: 5.86	(1, 1)	8.1	W	32	8	2	2	11	0	0	0	0	1	0	54	54	2.16	0.960
Tim Burke, R ERA: 2.04	(9, 1)	0.2	S	1	0	0	0	0	0	0	0	0	0	0	1	1	0.00	0.000

PITCHER	IP	WLS	BF	H	R	ER	SO	BB	IBB	HBP	BLK	WP	HR	S	P	ERA	WHIP

Batter	1	2	3	4	5	6	7	8	9	AB	R	H	RBI	BB	SO	LOB
Mitch Webster, S (1, 9) OBP: 0.345, SLG: 0.379	B B B B 4-0 S 1B BB		x 0-0 ② SF7 1-H		B B B B 4-0 FC5 S BB	x 0-0 ③ F8 1-2				1	1	0	1	2	0	1
Vance Law, R (1, 4) OBP: 0.307, SLG: 0.326	x 0-0 ① 1-H 1B		x 0-0 ③ 6-3		B B B B 4-0 CS FC5 1-2 BB		x 0-0 5-3 1B 1B			3	1	2	1	1	0	0
Tim Raines, S (1, 7) OBP: 0.410, SLG: 0.498	S S S 0-3 ② K			x 0-0 BB S BB 1B	x 0-0 ① FC5 PB CS 1-2 2-3f		x 0-0 ① F9			4	1	1	0	0	1	3
Hubie Brooks, R (1, 6) OBP: 0.390, SLG: 0.628	S S S 0-3 ③ K			x 0-0 ① F9 1-2	B B B B 4-0 ② BB 1-3 2-3 BB		x 0-0 ② 5-3 1-2			3	0	0	0	1	1	2
Tim Wallach, R (1, 5) OBP: 0.347, SLG: 0.486		x 0-0 ① F8		x 0-0 ② 6-3	B B B B 4-0 1-2 BB		x 0-0 FC6-4 2-H 1B			3	0	1	1	1	0	1
Wayne Krenchicki, L (1, 3) OBP: 0.302, SLG: 0.429 Andres Galarraga, R (8, 3) OBP: 0.333, SLG: 0.429		B B B B 4-0 FC4-6 BB	B B B B 4-0 BB BB BB	x 0-0 ③ 3-1		x 0-0 ③ FC6-4 1-2f				2 0	0 0	0 0	0 0	2 0	0 0	4 0
Herm Winningham, L (1, 8) OBP: 0.305, SLG: 0.400		x 0-0 ② FC4-6 CS 1-2f	B B B B 4-0 BB 1-2 2-3 BB		x 0-0 ① G3	S S S 0-3 ① K				3	0	0	0	1	1	1
Mike Fitzgerald, R (1, 2) OBP: 0.361, SLG: 0.431		0-0 ③ CS 1-2	x 0-0 WP SF7 1B	B B B B 4-0 1-2 2-3 3-H BB	x 0-0 S 1B	x 0-0 ② F2				3	1	2	1	1	0	0
Joe Hesketh, R (1, 1) Tim Burke, R (9, 1)			S S S 0-3 ① K	S S S 0-3 ③ K	S S S 0-3 ② K		S S S 0-3 ③ K			4 0	0 0	0 0	0 0	0 0	4 0	5 0
Inning Stats	R: 1 H: 1 E: 0 LOB: 0 K: 2 BB: 1 S: 7 P: 11	R: 0 H: 0 E: 0 LOB: 0 K: 0 BB: 1 S: 2 P: 6	R: 1 H: 1 E: 0 LOB: 0 K: 1 BB: 0 S: 6 P: 6	R: 1 H: 1 E: 0 LOB: 3 K: 1 BB: 3 S: 6 P: 18	R: 0 H: 0 E: 0 LOB: 3 K: 0 BB: 4 S: 2 P: 18	R: 0 H: 1 E: 0 LOB: 1 K: 1 BB: 0 S: 6 P: 6	R: 1 H: 2 E: 0 LOB: 1 K: 0 BB: 0 S: 5 P: 5	R: 0 H: 0 E: 0 LOB: 0 K: 2 BB: 0 S: 7 P: 7		1B: 6 SF: 1 2B: 0 SAC: 0 3B: 0 DP: 0 HR: 0 HBP: 0				WP: 2 PA: 37 PB: 1 SB: 4 CS: 3		

PITCHER		IP	WLS	BF	H	R	ER	SO	BB	IBB	HBP	BLK	WP	HR	S	P	ERA	WHIP
Bruce Berenyi, R ERA: 5.87	(1, 1)	4.0	L	20	3	3	3	4	7	0	0	0	1	0	21	49	6.75	2.500
Doug Sisk, R ERA: 1.72	(5, 1)	3.0		13	3	1	1	1	2	0	0	0	0	0	13	21	3.00	1.667
Randy Niemann, L ERA: 4.19	(8, 1)	1.0		3	0	0	0	2	0	0	0	0	0	0	7	7	0.00	0.000

PITCHER	IP	WLS	BF	H	R	ER	SO	BB	IBB	HBP	BLK	WP	HR	S	P	ERA	WHIP

BOTTOM

New York Mets @ Montreal Expos

Olympic Stadium, Montreal, QB

Tue Jun 17 1986, 7:05 PM EDT

Att. 20,193 - Unknown

livebaseballscorecards.com

AB	26
R	4
H	6
RBI	4
BB	9
SO	7
LOB	17

Batter	1	2	3	4	5	6	7	8	9	AB	R	H	RBI	BB	SO	LOB
Lenny Dykstra, L (1, 8) OBP: 0.401, SLG: 0.431	SSS 0-3 ① K		x 0-0 ①② G6-4-3 1-2f		x 0-0 ② 6-3		BBB 4-0 BB 1B BB	x 0-0 E9 2-H 1B		4	0	1	1	1	1	1
Wally Backman, S (1, 4) OBP: 0.388, SLG: 0.421	x 0-0 S 1B		x 0-0 1B		BBB 4-0 BB		x 0-0 BB 1-2 1B	SSS 0-3 ② K		4	0	3	0	1	1	1
Keith Hernandez, L (1, 3) OBP: 0.398, SLG: 0.420	x 0-0 ② 6-3 1-2		x 0-0 ③ F7		x 0-0 ③ F8		SSS 0-3 ① K	x 0-0 ③ F7		5	0	0	0	0	1	6
Darryl Strawberry, L (1, 9) OBP: 0.386, SLG: 0.519	x 0-0 ③ 5-3			BBB 4-0 1B BB		x 0-0 HR	BBB 4-0 1-2 2-3 BB		x 0-0 ① F7	3	1	1	1	2	0	1
Gary Carter, R (1, 2) OBP: 0.336, SLG: 0.451		x 0-0 ① F8		x 0-0 ① F7		x 0-0 ① F2	SSS 0-3 ② K		x 0-0 HR	5	1	1	1	0	1	4
Danny Heep, L (1, 7) OBP: 0.406, SLG: 0.464 Jesse Orosco, R (7, 1) Randy Niemann, L (8, 1) OBP: 0.400, SLG: 0.250 Tim Teufel, R (9, PH) OBP: 0.319, SLG: 0.375		x 0-0 6-3 2B		x 0-0 ② F6		BBB 4-0 BB BB BB	x 0-0 ③ F7		x 0-0 ② F9	3 0 0 1	0 0 0 0	1 0 0 0	0 0 0 0	1 0 0 0	0 0 0 0	4 0 0 0
Kevin Mitchell, R (1, 5) OBP: 0.368, SLG: 0.514		x 0-0 ② 6-3 2-3		x 0-0 1-3 1B		BBB 4-0 1-2 BB BB		x 0-0 E5 2B	x 0-0 ③ 6-3	4	1	1	0	1	0	1
Rafael Santana, R (1, 6) OBP: 0.227, SLG: 0.180		x 0-0 ③ F4		x 0-0 ③ 1-3		BBB 4-0 G4-6-3 1-2 2-3 BB		x 0-0 ① L1		3	0	0	0	1	0	4
Dwight Gooden, R (1, 1) OBP: 0.108, SLG: 0.162 Mookie Wilson, S (7, 7) OBP: 0.354, SLG: 0.492			x 0-0 E1 G6-4-3		x 0-0 ① 4-3	x 0-0 ②③ G4-6-3 1-2f		x 0-0 E 2-H 2B		3 1	0 1	0 1	0 1	0 0	0 0	3 0
Inning Stats	R: 0 H: 1 E: 0 LOB: 1 K: 1 BB: 0 S: 6 P: 6	R: 0 H: 1 E: 0 LOB: 1 K: 0 BB: 0 S: 4 P: 4	R: 0 H: 1 E: 1 LOB: 1 K: 0 BB: 0 S: 4 P: 4	R: 0 H: 1 E: 0 LOB: 2 K: 0 BB: 1 S: 4 P: 8	R: 0 H: 0 E: 0 LOB: 1 K: 0 BB: 1 S: 3 P: 7	R: 1 H: 1 E: 0 LOB: 2 K: 0 BB: 3 S: 3 P: 15	R: 0 H: 1 E: 0 LOB: 3 K: 2 BB: 2 S: 8 P: 16	R: 2 H: 2 E: 2 LOB: 1 K: 1 BB: 0 S: 8 P: 8	R: 1 H: 1 E: 0 LOB: 0 K: 0 BB: 0 S: 4 P: 4	1B: 5 SF: 0 2B: 2 SAC: 0 3B: 0 DP: 2 HR: 2 HBP: 0						WP: 0 PA: 43 PB: 0 SB: 1 CS: 0

PITCHER		IP	WLS	BF	H	R	ER	SO	BB	IBB	HBP	BLK	WP	HR	S	P	ERA	WHIP
Floyd Youmans, R ERA: 4.46	(1, 1)	5.1	W	26	5	1	1	1	5	0	0	0	0	1	23	43	1.69	1.875
Tim Burke, R ERA: 2.01	(6, 1)	0.2		3	1	0	0	0	1	0	0	0	0	0	2	6	0.00	3.000
Bob McClure, L ERA: 3.26	(7, 1)	0.1		2	0	0	0	1	1	0	0	0	0	0	3	7	0.00	3.000
Jeff Reardon, R ERA: 3.12	(7, 1)	2.2	S	12	3	3	2	2	0	0	0	0	0	1	16	16	6.75	1.125

PITCHER	IP	WLS	BF	H	R	ER	SO	BB	IBB	HBP	BLK	WP	HR	S	P	ERA	WHIP

TOP

New York Mets @ Montreal Expos

Olympic Stadium, Montreal, QB

Wed Jun 18 1986, 7:05 PM EDT

Att. 22,026 - Unknown

livebaseballscorecards.com

AB	36
R	4
H	9
RBI	4
BB	7
SO	4
LOB	25

New York Mets @ Montreal Expos

Olympic Stadium, Montreal, QB

Wed Jun 18 1986, 7:05 PM EDT

Att. 22,026 - Unknown

BOTTOM

Batter	1	2	3	4	5	6	7	8	9	AB	R	H	RBI	BB	SO	LOB
Mitch Webster, S (1, 9) OBP: 0.346, SLG: 0.385	0-0 2B 2B	0-0 E4 BB 1-2 2-3		0-0 F5 ①		0-0 F7 ③		0-0 1B		5	1	2	0	0	0	3
Vance Law, R (1, 4) OBP: 0.304, SLG: 0.328	0-0 SH1 SF8 2-H 2B	0-3 K ②		0-0 1-4-3 ②			0-0 F8 ①	0-0 F7 ③		5	1	1	1	0	1	4
Tim Raines, S (1, 7) OBP: 0.413, SLG: 0.502	0-0 SH1 ① 2-3	4-0 BB 1-2 2-3 3-H BB		0-0 5-3 ③			0-0 HR 2B			2	1	1	1	1	0	0
Hubie Brooks, R (1, 6) OBP: 0.392, SLG: 0.622	4-0 SF8 BB	0-0 5-3 ③			0-0 6-3 ①		4-0 HR BB			2	1	0	0	2	0	3
Tim Wallach, R (1, 5) OBP: 0.350, SLG: 0.516	0-0 SF8 ② 1-2 3-H		0-0 HR		0-0 4-3 ②		0-0 HR 1-H 2-H			3	2	2	5	0	0	0
Wayne Krenchicki, L (1, 3) OBP: 0.303, SLG: 0.424 Andres Galarraga, R (7, PH) OBP: 0.332, SLG: 0.427 (8, 3)	0-0 F5 ③		0-0 FC6-4 1B		0-0 F3 ③		0-0 F8 ②			3 1	0 0	1 0	0 0	0 0	0 0	1 0
Herm Winningham, L (1, 8) OBP: 0.303, SLG: 0.390		4-0 E S BB BB	0-0 FC6-4 ① F8 S 1-2f			0-0 3-1 ①	0-0 F5 ③			3	1	0	0	1	0	1
Mike Fitzgerald, R (1, 2) OBP: 0.350, SLG: 0.417		0-0 F8 ①	0-0 F8 ② 1-3			0-0 L7 ②		0-0 5-3 ①		4	0	0	0	0	0	2
Floyd Youmans, R (1, 1) OBP: 0.200, SLG: 0.192 Tim Burke, R (6, 1) Bob McClure, R (7, 1) Jeff Reardon, R (7, 1)		4-0 BB E 1-2 BB	0-0 F4 ③			4-0 BB		0-3 K ②		1 0 0 1	0 0 0 0	0 0 0 0	0 0 0 0	1 1 0 0	0 0 0 1	1 0 0 0
Inning Stats	R: 2 E: 0 K: 0 S: 5 H: 2 LOB: 1 BB: 1 P: 9	R: 1 E: 1 K: 1 S: 6 H: 0 LOB: 3 BB: 3 P: 18	R: 1 E: 0 K: 0 S: 5 H: 2 LOB: 1 BB: 0 P: 5	R: 0 E: 0 K: 0 S: 3 H: 0 LOB: 0 BB: 0 P: 3	R: 0 E: 0 K: 0 S: 3 H: 0 LOB: 0 BB: 0 P: 3	R: 0 E: 0 K: 0 S: 3 H: 0 LOB: 1 BB: 1 P: 7	R: 3 E: 0 K: 0 S: 5 H: 2 LOB: 0 BB: 1 P: 9	R: 0 E: 0 K: 1 S: 6 H: 1 LOB: 1 BB: 0 P: 6		1B: 2 2B: 3 3B: 0 HR: 2	SF: 1 SAC: 1 DP: 0 HBP: 0			WP: 0 PB: 0 SB: 2 CS: 0	PA: 38	

livebaseballscorecards.com

PITCHER		IP	WLS	BF	H	R	ER	SO	BB	IBB	HBP	BLK	WP	HR	S	P	ERA	WHIP
Dwight Gooden, R ERA: 2.58	(1, 1)	6.1	L	32	6	7	6	1	6	0	0	0	0	2	28	52	8.53	1.895
Jesse Orosco, L ERA: 2.2	(7, 1)	0.2		2	0	0	0	0	0	0	0	0	0	0	2	2	0.00	0.000
Randy Niemann, L ERA: 3.98	(8, 1)	1.0		4	1	0	0	1	0	0	0	0	0	0	6	6	0.00	1.000

PITCHER	IP	WLS	BF	H	R	ER	SO	BB	IBB	HBP	BLK	WP	HR	S	P	ERA	WHIP

AB	30
R	7
H	7
RBI	7
BB	6
SO	2
LOB	15

Batter	1	2	3	4	5	6	7	8	9	AB	R	H	RBI	BB	SO	LOB
Barry Bonds, L (1, 8) OBP: 0.396, SLG: 0.554	4-3			HR	F8			F8		4	1	1	1	0	0	2
Joe Orsulak, L (1, 9) OBP: 0.321, SLG: 0.358	5-3			2B 1B	1-2 3-H 1B			S 1B		4	1	3	1	0	0	0
Johnny Ray, S (1, 4) OBP: 0.373, SLG: 0.405	F9			FC1-6-5-3-4-3 1-H 2B	K			K		4	0	1	1	0	2	3
Sid Bream, L (1, 3) OBP: 0.352, SLG: 0.486		4-3		K		G3		BBB 1-2 BB		3	0	0	0	1	1	1
R.J. Reynolds, S (1, 7) OBP: 0.358, SLG: 0.462		G3		FC1-6-5-3-4-3 2-3		1-3		F9		4	0	0	0	0	0	3
Cecilio Guante, R (8, 1)										0	0	0	0	0	0	0
Tony Peña, R (1, 2) OBP: 0.325, SLG: 0.345		K			1B 1B 1B	B1-3			FC1-6 1B	4	1	2	0	0	1	0
Jim Morrison, R (1, 5) OBP: 0.320, SLG: 0.433			1-3		1B S 1-3 1B 1B		F3		F9	4	1	1	0	0	0	1
Rafael Belliard, R (1, 6) OBP: 0.297, SLG: 0.272			4-3		K 1-2		6-3		FC1-6 1-2f	4	0	0	0	0	1	3
Bob Kipper, R (1, 1) OBP: 0.045, SLG: 0.045			4-3		2-3 3-H 1B		2-3		F9	2	0	1	1	0	0	0
Jim Winn, R (6, 1)										1	0	0	0	0	0	0
Pat Clements, R (7, 1)										0	0	0	0	0	0	0
Bill Almon, R (8, 7) OBP: 0.323, SLG: 0.422										1	0	0	0	0	0	1

TOP

Pittsburgh Pirates @ Montreal Expos

Olympic Stadium, Montreal, QB

Thu Jun 19 1986, 7:05 PM EDT

Att. 11,918 - Unknown

livebaseballscorecards.com

AB	35
R	4
H	9
RBI	4
BB	1
SO	5
LOB	14

Inning Stats	1	2	3	4	5	6	7	8	9
	R: 0 E: 0 K: 0 S: 3	H: 0 LOB: 0 BB: 0 P: 3	R: 0 E: 0 K: 1 S: 5	H: 0 LOB: 0 BB: 0 P: 5	R: 0 E: 0 K: 0 S: 3	H: 0 LOB: 0 BB: 0 P: 3	R: 2 E: 0 K: 1 S: 7	H: 3 LOB: 0 BB: 0 P: 7	R: 2 E: 0 K: 2 S: 11	H: 4 LOB: 2 BB: 0 P: 11	R: 0 E: 0 K: 0 S: 3	H: 0 LOB: 0 BB: 0 P: 3	R: 0 E: 0 K: 0 S: 3	H: 0 LOB: 0 BB: 0 P: 3	R: 0 E: 0 K: 1 S: 6	H: 1 LOB: 2 BB: 1 P: 10	R: 0 E: 0 K: 0 S: 4	H: 1 LOB: 1 BB: 0 P: 4

1B: 7	SF: 0	WP: 0	PA: 36
2B: 2	SAC: 0	PB: 0	
3B: 0	DP: 1	SB: 2	
HR: 1	HBP: 0	CS: 0	

PITCHER		IP	WLS	BF	H	R	ER	SO	BB	IBB	HBP	BLK	WP	HR	S	P	ERA	WHIP
Bryn Smith, R ERA: 4.06	(1, 1)	7.0	L	27	7	4	4	4	0	0	0	0	0	1	35	35	5.14	1.000
Dan Schatzeder, L ERA: 2.49	(8, 1)	2.0		9	2	0	0	1	1	0	0	0	0	0	10	14	0.00	1.500

PITCHER		IP	WLS	BF	H	R	ER	SO	BB	IBB	HBP	BLK	WP	HR	S	P	ERA	WHIP

Pittsburgh Pirates @ Montreal Expos

Olympic Stadium, Montreal, QB

Thu Jun 19 1986, 7:05 PM EDT

Att. 11,918 - Unknown

BOTTOM

Batter	1	2	3	4	5	6	7	8	9	AB	R	H	RBI	BB	SO	LOB
Mitch Webster, S (1, 8) (7, 9) OBP: 0.348, SLG: 0.384	S S S 0-3 ① K		B B B B 4-0 S 2B BB		S S S 0-3 ① K		x 0-0 1B			3	1	1	0	1	2	0
Vance Law, R (1, 4) OBP: 0.303, SLG: 0.332	x 0-0 ② F8		x 0-0 1-H 2B		x 0-0 ② L5		x 0-0 ② F6			4	0	1	1	0	0	1
Tim Raines, S (1, 7) OBP: 0.407, SLG: 0.494	x 0-0 ③ 5-3		x 0-0 ② F9		x 0-0 ③ F5		x 0-0 ③ F8			4	0	0	0	0	0	2
Hubie Brooks, R (1, 6) OBP: 0.385, SLG: 0.610		x 0-0 ① F9	x 0-0 ③ 4-3			x 0-0 ① L4		x 0-0 ① F9		4	0	0	0	0	0	1
Tim Wallach, R (1, 5) OBP: 0.352, SLG: 0.514		S S S 0-3 ② K		B B B B 4-0 F8 1B 1B BB		x 0-0 1B 1B		x 0-0 ② F3		3	1	1	0	1	1	0
Andres Galarraga, R (1, 3) OBP: 0.340, SLG: 0.434		x 0-0 BB 1B		x 0-0 1-2 E 1B CS 1B		x 0-0 1-3 S 1B		x 0-0 ③ F9		4	0	3	0	0	0	0
Jim Wohlford, R (1, 9) OBP: 0.234, SLG: 0.256	B B B B 4-0 1-2 BB		x 0-0 ① F8 2-3		S S S 0-3 ② K		x 0-0 ① F8			1	0	0	0	1	0	2
George Wright, S (6, PH) (7, 8) OBP: 0.246, SLG: 0.315										2	0	0	0	0	1	2
Mike Fitzgerald, R (1, 2) OBP: 0.355, SLG: 0.419	x 0-0 ③ F6		x 0-0 CS E 1-2 3-H 1B		S S S 0-3 ③ K 1-2		x 0-0 ② 1B			4	0	2	1	0	1	4
Bryn Smith, R (1, 1)			S S S 0-3 ① K	x 0-0 ② ③ 5-3 1-3 2-H			S S S 0-3 ① K	x 0-0 ③ F8		2	0	0	0	0	1	2
Herm Winningham, L (7, PH) OBP: 0.301, SLG: 0.387										1	0	0	0	0	1	0
Dan Schatzeder, L (8, 1) OBP: 0.556, SLG: 0.857										0	0	0	0	0	0	0
Wayne Krenchicki, L (9, PH) OBP: 0.299, SLG: 0.417										1	0	0	0	0	0	0
Inning Stats	R: 0 E: 0 K: 1 S: 5 H: 0 LOB: 0 BB: 0 P: 5	R: 0 E: 0 K: 1 S: 6 H: 1 LOB: 2 BB: 1 P: 10	R: 1 E: 0 K: 1 S: 6 H: 1 LOB: 1 BB: 1 P: 10	R: 1 E: 1 K: 0 S: 4 H: 2 LOB: 1 BB: 1 P: 8	R: 0 E: 0 K: 1 S: 5 H: 0 LOB: 0 BB: 0 P: 5	R: 0 E: 0 K: 2 S: 9 H: 2 LOB: 2 BB: 0 P: 9	R: 0 E: 0 K: 1 S: 6 H: 1 LOB: 1 BB: 0 P: 6	R: 0 E: 0 K: 0 S: 3 H: 0 LOB: 0 BB: 0 P: 3	R: 0 E: 0 K: 0 S: 3 H: 1 LOB: 0 BB: 0 P: 3	1B: 7 2B: 1 3B: 0 HR: 0	SF: 0 SAC: 0 DP: 0 HBP: 0						

PITCHER		IP	WLS	BF	H	R	ER	SO	BB	IBB	HBP	BLK	WP	HR	S	P	ERA	WHIP
Bob Kipper, L ERA: 4.52	(1, 1)	5.0	W	21	4	2	2	4	3	0	0	0	0	0	26	38	3.60	1.400
Jim Winn, R ERA: 3.26	(6, 1)	1.0		5	2	0	0	2	0	0	0	0	0	0	9	9	0.00	2.000
Pat Clements, L ERA: 3.0	(7, 1)	1.0		4	1	0	0	1	0	0	0	0	0	0	6	6	0.00	1.000
Cecilio Guante, R ERA: 2.63	(8, 1)	2.0	S	6	1	0	0	0	0	0	0	0	0	0	6	6	0.00	0.500

PITCHER	IP	WLS	BF	H	R	ER	SO	BB	IBB	HBP	BLK	WP	HR	S	P	ERA	WHIP

livebaseballscorecards.com

AB	33
R	2
H	8
RBI	2
BB	3
SO	7
LOB	14

WP: 0	PB: 0	SB: 2	CS: 2
PA: 36			

Batter	1	2	3	4	5	6	7	8	9	AB	R	H	RBI	BB	SO	LOB
Barry Bonds, L (1, 8) OBP: 0.390, SLG: 0.540	F8		4-3		S, 2-H, 1B		B2			4	0	1	1	0	0	1
Joe Orsulak, L (1, 9) OBP: 0.317, SLG: 0.352	6-3		4-3		5-3, 1-2			FC4-6, 1B		3	0	0	0	0	0	1
Mike Brown, R (8, PH) OBP: 0.318, SLG: 0.349 (8, 9)										1	0	1	0	0	0	0
Johnny Ray, S (1, 4) OBP: 0.368, SLG: 0.398	F8			4-3		F8		F6		4	0	0	0	0	0	1
Sid Bream, L (1, 3) OBP: 0.351, SLG: 0.481		FC4-6, S, 1B		6-3		K		FC4-6, 1-2f		4	0	1	0	0	1	1
R.J. Reynolds, S (1, 7) OBP: 0.360, SLG: 0.460		BBBB, FC4-6, 1-2, BB		K		1B		L4		3	0	1	0	1	1	1
Tony Peña, R (1, 2) OBP: 0.323, SLG: 0.357		FC4-6, 1-2f, 2-3			HR	K			K	4	1	1	1	0	2	3
Jim Morrison, R (1, 5) OBP: 0.319, SLG: 0.427		F3			F5		BBBB, G5-4-3, BB		5-3	3	0	0	0	1	0	2
Rafael Belliard, R (1, 6) OBP: 0.304, SLG: 0.274		5-3			S, 1B, 1B		BBBB, G5-4-3, 1-2, BB		K	3	1	1	0	1	1	2
Bob Walk, R (1, 1) OBP: 0.364, SLG: 0.500			5-3		K, 1-2		G5-4-3, 1-2f, 2-3			1	0	0	0	0	0	0
U L Washington, S (5, PH)										1	0	0	0	0	1	1
Larry McWilliams, L (5, 1) OBP: 0.211, SLG: 0.222										0	0	0	0	0	0	0
Mike Diaz, R (7, PH) OBP: 0.320, SLG: 0.326										1	0	0	0	0	0	2
Don Robinson, R (7, 1)										0	0	0	0	0	0	0
Inning Stats	R: 0 E: 0 K: 0 S: 3	H: 0 LOB: 0 BB: 0 P: 3	R: 0 E: 0 K: 0 S: 4	H: 1 LOB: 2 BB: 1 P: 8	R: 0 E: 0 K: 0 S: 3	H: 0 LOB: 0 BB: 0 P: 3	R: 0 E: 0 K: 1 S: 5	H: 0 LOB: 0 BB: 0 P: 5	R: 2 E: 0 K: 1 S: 8	H: 3 LOB: 1 BB: 0 P: 8	R: 0 E: 0 K: 2 S: 8	H: 1 LOB: 1 BB: 0 P: 8	R: 0 E: 0 K: 0 S: 2	H: 0 LOB: 1 BB: 2 P: 10	R: 0 E: 0 K: 0 S: 4	H: 1 LOB: 1 BB: 0 P: 4	R: 0 E: 0 K: 2 S: 7	H: 0 LOB: 0 BB: 0 P: 7

1B: 5 SF: 0 WP: 0 PA: 35
2B: 0 SAC: 0 PB: 0
3B: 0 DP: 1 SB: 3
HR: 1 HBP: 0 CS: 0

PITCHER		IP	WLS	BF	H	R	ER	SO	BB	IBB	HBP	BLK	WP	HR	S	P	ERA	WHIP
Andy McGaffigan, R ERA: 3.18	(1, 1)	6.0	W	25	5	2	2	4	2	0	0	0	0	1	31	39	3.00	1.167
Bob McClure, L ERA: 2.82	(7, 1)	3.0	S	10	1	0	0	2	1	0	0	0	0	0	13	17	0.00	0.667

PITCHER	IP	WLS	BF	H	R	ER	SO	BB	IBB	HBP	BLK	WP	HR	S	P	ERA	WHIP

TOP

Pittsburgh Pirates @ Montreal Expos

Olympic Stadium, Montreal, QB

Fri Jun 20 1986, 7:05 PM EDT

Att. 16,223 - Unknown

livebaseballscorecards.com

AB	32
R	2
H	6
RBI	2
BB	3
SO	6
LOB	15

Batter	1	2	3	4	5	6	7	8	9	AB	R	H	RBI	BB	SO	LOB
Mitch Webster, S (1, 9) OBP: 0.347, SLG: 0.379	4-3		BBB BB	FC6-4			F8			3	1	0	0	1	0	1
Vance Law, R (1, 4) OBP: 0.307, SLG: 0.332	BBBB 2B BB		1-2	PO	SSS K		6-3			3	2	1	0	1	1	0
Tim Raines, S (1, 7) OBP: 0.412, SLG: 0.502	1-H		1-3 2-H				F8			2	1	2	2	0	0	0
Herm Winningham, L (5, 8) OBP: 0.304, SLG: 0.388	1B 2B				1B					2	0	1	0	0	0	0
Hubie Brooks, R (1, 6) OBP: 0.396, SLG: 0.617	G6-4-3		3-H		1-3			5-3		4	1	4	2	0	0	0
Tim Wallach, R (1, 5) OBP: 0.346, SLG: 0.505	G6-4-3		F9		F4			5-3		4	0	0	0	0	0	5
Andres Galarraga, R (1, 3) OBP: 0.343, SLG: 0.436			SSS K		SSS K			WP		4	1	2	1	0	2	3
George Wright, S (1, 8) (5, 7) OBP: 0.246, SLG: 0.321		F7		WP		F8		F2		4	1	1	0	0	0	2
Mike Fitzgerald, R (1, 2) OBP: 0.359, SLG: 0.430		SSS K		FC6-4		F9				4	0	2	2	0	1	1
Andy McGaffigan, R (1, 1) Bob McClure, R (7, 1)		SSS K		B2		6-3		SSS K		3 1	0 0	0 0	0 0	0 0	1 1	2 1
Inning Stats	R: 2 E: 0 K: 0 S: 4 H: 2 LOB: 0 BB: 1 P: 8	R: 0 E: 0 K: 2 S: 8 H: 1 LOB: 1 BB: 0 P: 8	R: 2 E: 0 K: 1 S: 7 H: 3 LOB: 1 BB: 1 P: 11	R: 1 E: 0 K: 0 S: 4 H: 2 LOB: 0 BB: 0 P: 4	R: 0 E: 0 K: 2 S: 9 H: 2 LOB: 2 BB: 0 P: 9	R: 0 E: 0 K: 0 S: 3 H: 0 LOB: 0 BB: 0 P: 3	R: 0 E: 0 K: 0 S: 3 H: 0 LOB: 0 BB: 0 P: 3	R: 2 E: 0 K: 1 S: 8 H: 3 LOB: 1 BB: 0 P: 8		1B: 10 2B: 3 3B: 0 HR: 0 SF: 0 SAC: 0 DP: 1 HBP: 0						

PITCHER		IP	WLS	BF	H	R	ER	SO	BB	IBB	HBP	BLK	WP	HR	S	P	ERA	WHIP
Bob Walk, R ERA: 3.83	(1, 1)	4.0	L	19	8	5	5	3	2	0	0	0	1	0	23	31	11.25	2.500
Larry McWilliams, L ERA: 5.34	(5, 1)	2.0		8	2	0	0	2	0	0	0	0	0	0	12	12	0.00	1.000
Don Robinson, R ERA: 5.87	(7, 1)	2.0		9	3	2	2	1	0	0	0	0	1	0	11	11	9.00	1.500

PITCHER	IP	WLS	BF	H	R	ER	SO	BB	IBB	HBP	BLK	WP	HR	S	P	ERA	WHIP

BOTTOM

Pittsburgh Pirates @ Montreal Expos

Olympic Stadium, Montreal, QB

Fri Jun 20 1986, 7:05 PM EDT

Att. 16,223 - Unknown

livebaseballscorecards.com

AB	34
R	7
H	13
RBI	7
BB	2
SO	6
LOB	15

1B: 10	SF: 0	WP: 2	PA: 37
2B: 3	SAC: 0	PB: 0	
3B: 0	DP: 1	SB: 0	
HR: 0	HBP: 0	CS: 0	

Pittsburgh Pirates @ Montreal Expos

Olympic Stadium, Montreal, QB

Sat Jun 21 1986, 7:05 PM EDT

Att. 23,381 - Unknown

TOP

livebaseballscorecards.com

Batter	1	2	3	4	5	6	7	8	9	AB	R	H	RBI	BB	SO	LOB
Barry Bonds, L (1, 8) OBP: 0.396, SLG: 0.543	K		K		E SF7 1B; BB		6-3		4-3 1-3 2B	5	1	2	1	1	2	2
Joe Orsulak, L (1, 9) OBP: 0.317, SLG: 0.348	B1-3		1-2 2B 3-H 1B		HR BB; F7		1-3		2-3 3-H 4-3	5	2	1	2	1	0	4
Johnny Ray, S (1, 4) OBP: 0.366, SLG: 0.402 U L Washington, S (5, 6)	4-3		1B 1-H 2-H 2B		SF7; 1-3		5-3		1-3	3 2	0 0	1 0	3 0	0 0	0 0	3 1
Sid Bream, L (1, 3) OBP: 0.360, SLG: 0.500		6-3	1B BB		1-H HR	BB E 1B		5-3 1B		4	2	3	2	1	0	0
Lee Mazzilli, S (1, 7) OBP: 0.406, SLG: 0.278		4-3	G6-4-3 1-2 2-3 1B		1B 1B	1-2 E BB		F4		4	2	2	0	1	0	1
Tony Peña, R (1, 2) OBP: 0.322, SLG: 0.355 Junior Ortiz, R (8, PH) (8, 2) OBP: 0.347, SLG: 0.391	K		G6-4-3 1-2f		1B 1-3 1B	F9		5-3 1-2		4 1	1 0	1 0	0 0	0 0	1 0	5 1
Bill Almon, R (1, 5) OBP: 0.326, SLG: 0.430			K 1B 1B	K	1B 1B BB 1B 1-3 3-H	E9 1-H 2-H 2B		F8		5	3	2	3	0	2	1
Rafael Belliard, R (1, 6) (5, 4) OBP: 0.308, SLG: 0.279			1B 1B 1-2 1B	1-3	BB 1B 1-2 3-H 1B	5-3			4-3	5	1	2	1	0	0	0
Rick Rhoden, R (1, 1) OBP: 0.308, SLG: 0.306			1B 1-3 2-H 2B 1B	5-3	BB 1-2 2-3 1B	5-3			2B 4-3 1B	5	2	3	1	0	0	0
Inning Stats	R: 0 E: 0 K: 1 S: 5 H: 0 LOB: 0 BB: 0 P: 5	R: 0 E: 0 K: 1 S: 5 H: 0 LOB: 0 BB: 0 P: 5	R: 4 E: 0 K: 2 S: 12 H: 5 LOB: 2 BB: 1 P: 16	R: 0 E: 0 K: 1 S: 5 H: 0 LOB: 0 BB: 0 P: 5	R: 6 E: 1 K: 0 S: 10 H: 7 LOB: 3 BB: 2 P: 18	R: 3 E: 1 K: 0 S: 5 H: 2 LOB: 0 BB: 1 P: 9	R: 0 E: 0 K: 0 S: 3 H: 0 LOB: 0 BB: 0 P: 3	R: 0 E: 0 K: 0 S: 4 H: 1 LOB: 1 BB: 0 P: 4	R: 1 E: 0 K: 0 S: 5 H: 2 LOB: 1 BB: 0 P: 5	1B: 13 2B: 3 3B: 0 HR: 1 SF: 1 SAC: 0 DP: 1 HBP: 0							

AB	43
R	14
H	17
RBI	13
BB	4
SO	5
LOB	18

WP: 1 PB: 0 SB: 0 CS: 0 PA: 48

PITCHER		IP	WLS	BF	H	R	ER	SO	BB	IBB	HBP	BLK	WP	HR	S	P	ERA	WHIP
Jay Tibbs, R ERA: 3.44	(1, 1)	2.1	L	14	5	4	4	4	1	0	0	0	1	0	21	25	15.43	2.571
Dennis Martinez, R ERA: 11.32	(3, 1)	3.2		22	9	9	8	1	3	0	0	0	0	1	21	33	19.64	3.273
Dan Schatzeder, L ERA: 2.44	(7, 1)	1.0		3	0	0	0	0	0	0	0	0	0	0	3	3	0.00	0.000
Vance Law, R ERA: 3.0	(8, 1)	2.0		9	3	1	1	0	0	0	0	0	0	0	9	9	4.50	1.500

PITCHER	IP	WLS	BF	H	R	ER	SO	BB	IBB	HBP	BLK	WP	HR	S	P	ERA	WHIP

Pittsburgh Pirates @ Montreal Expos

Olympic Stadium, Montreal, QB

Sat Jun 21 1986, 7:05 PM EDT

Att. 23,381 - Unknown

livebaseballscorecards.com

BOTTOM

Batter	1	2	3	4	5	6	7	8	9	AB	R	H	RBI	BB	SO	LOB
Mitch Webster, S (1, 9) OBP: 0.349, SLG: 0.385	G4-6-3 1B			2B		G3			4-3	4	0	2	0	0	0	0
Vance Law, R (1, 4) (8, 1) OBP: 0.306, SLG: 0.335	G4-6-3 1-2f			F8			E8 SF7 2B		K	4	1	1	0	0	1	2
George Wright, S (1, 7) (8, 8) OBP: 0.240, SLG: 0.316	K			K			SF7 3-H			2	0	0	1	0	2	1
Hubie Brooks, R (1, 6) OBP: 0.392, SLG: 0.611		K		K			6-3			2	0	0	0	0	2	1
Al Newman, S (6, 6) (8, 4) OBP: 0.330, SLG: 0.264										1	0	0	0	0	0	0
Tim Wallach, R (1, 5) OBP: 0.344, SLG: 0.500		L8			F7		F7			2	0	0	0	0	0	0
Wayne Krenchicki, L (6, 5) OBP: 0.294, SLG: 0.410										1	0	0	0	0	0	0
Andres Galarraga, R (1, 3) OBP: 0.338, SLG: 0.429		K			L8			K		3	0	0	0	0	2	0
Herm Winningham, L (1, 8) (8, 6) OBP: 0.297, SLG: 0.379			K		K			4-3		3	0	0	0	0	2	0
Dann Bilardello, R (1, 2) OBP: 0.250, SLG: 0.303			5-3			3-1		K		3	0	0	0	0	1	0
Jay Tibbs, R (1, 1) OBP: 0.185, SLG: 0.160			6-3			G3			6-3	0	0	0	0	0	0	0
Dennis Martinez, R (3, 1)										1	0	0	0	0	0	0
Dan Schatzeder, L (6, PH) (7, 1) OBP: 0.526, SLG: 0.800										1	0	0	0	0	0	0
Jim Wohlford, R (8, 7) OBP: 0.229, SLG: 0.250										1	0	0	0	0	0	0

Inning Stats	1	2	3	4	5	6	7	8	9
	R: 0 E: 0 K: 1 S: 5	H: 1 LOB: 0 BB: 0 P: 5	R: 0 E: 0 K: 2 S: 7	H: 0 LOB: 0 BB: 0 P: 7	R: 0 E: 0 K: 1 S: 5	H: 0 LOB: 0 BB: 0 P: 5	R: 0 E: 0 K: 2 S: 8	H: 1 LOB: 1 BB: 0 P: 8	R: 0 E: 0 K: 1 S: 5	H: 0 LOB: 0 BB: 0 P: 5	R: 0 E: 0 K: 0 S: 3	H: 0 LOB: 0 BB: 0 P: 3	R: 1 E: 1 K: 0 S: 4	H: 1 LOB: 0 BB: 0 P: 4	R: 0 E: 0 K: 2 S: 7	H: 0 LOB: 0 BB: 0 P: 7	R: 0 E: 0 K: 1 S: 5	H: 0 LOB: 0 BB: 0 P: 5

PITCHER		IP	WLS	BF	H	R	ER	SO	BB	IBB	HBP	BLK	WP	HR	S	P	ERA	WHIP	PITCHER	IP	WLS	BF	H	R	ER	SO	BB	IBB	HBP	BLK	WP	HR	S	P	ERA	WHIP
Rick Rhoden, R ERA: 2.59	(1, 1)	9.0	W	29	3	1	0	10	0	0	0	0	0	0	49	49	0.00	0.333																	

1B: 1	SF: 1
2B: 2	SAC: 0
3B: 0	DP: 1
HR: 0	HBP: 0

WP: 0	PA: 29
PB: 0	
SB: 0	
CS: 0	

AB	28
R	1
H	3
RBI	1
BB	0
SO	10
LOB	4

Pittsburgh Pirates @ Montreal Expos

Olympic Stadium, Montreal, QB

Sun Jun 22 1986, 3:33 AM EDT

Att. 27,129 - Unknown

TOP

livebaseballscorecards.com

Batter	1	2	3	4	5	6	7	8	9	AB	R	H	RBI	BB	SO	LOB
Bill Almon, R (1, 7) (8, 5) OBP: 0.343, SLG: 0.471	HR		1B		1B		1B		F9 ②	5	1	4	1	0	0	1
U L Washington, S (1, 6) OBP: 0.300, SLG: 0.222	1B		K		F7 ②		1B		BB	4	0	2	0	1	1	3
Mike Brown, R (1, 9) OBP: 0.312, SLG: 0.341	K ①		F7 ③		4-3 ③		F8 ③		K ③	4	0	0	0	0	1	7
Barry Bonds, L (9, PH) OBP: 0.393, SLG: 0.538										1	0	0	0	0	1	2
Jim Morrison, R (1, 5) OBP: 0.315, SLG: 0.421	K ②			4-3 ①		L5 ①		F4 ①		3	0	0	0	0	1	1
Joe Orsulak, L (8, PH) (8, 8) OBP: 0.316, SLG: 0.346				2B		K2-3 ②		K ②		1	0	0	0	0	0	0
Mike Diaz, R (1, 3) OBP: 0.321, SLG: 0.348	5-3 ③									3	0	1	0	0	1	1
Sid Bream, L (8, PH) (8, 3) OBP: 0.358, SLG: 0.498										1	0	0	0	0	1	0
R.J. Reynolds, S (1, 8) (8, 7) OBP: 0.358, SLG: 0.454		F8 ①		6-3 ②		6-3 ③		BB		3	0	0	0	1	0	1
Junior Ortiz, R (1, 2) OBP: 0.346, SLG: 0.388		F3 ②		5-3 ③			1B 1B 1B	K ③		3	0	1	0	0	0	1
Tony Peña, R (7, PR) (7, 2) OBP: 0.321, SLG: 0.354										1	0	0	0	0	1	1
Rafael Belliard, R (1, 4) OBP: 0.301, SLG: 0.272		6-3 ③			K ①		B1 ①		F7 ①	3	0	0	0	0	1	1
Lee Mazzilli, S (9, PH) OBP: 0.402, SLG: 0.274										1	0	0	0	0	0	0
Rick Reuschel, R (1, 1) OBP: 0.176, SLG: 0.206			K ①		1B		F5 ②		BB	3	0	1	0	0	1	1
Johnny Ray, S (9, PH) OBP: 0.368, SLG: 0.404										1	0	1	0	0	0	0
Inning Stats	R: 1 E: 0 K: 2 S: 9 H: 2 LOB: 1 BB: 0 P: 9	R: 0 E: 0 K: 0 S: 3 H: 0 LOB: 0 BB: 0 P: 3	R: 0 E: 0 K: 2 S: 8 H: 1 LOB: 1 BB: 0 P: 8	R: 0 E: 0 K: 0 S: 4 H: 1 LOB: 1 BB: 0 P: 4	R: 0 E: 0 K: 1 S: 7 H: 2 LOB: 2 BB: 0 P: 7	R: 0 E: 0 K: 1 S: 5 H: 0 LOB: 0 BB: 0 P: 5	R: 0 E: 0 K: 0 S: 6 H: 3 LOB: 3 BB: 0 P: 6	R: 0 E: 0 K: 2 S: 7 H: 0 LOB: 1 BB: 1 P: 11	R: 0 E: 0 K: 1 S: 6 H: 1 LOB: 2 BB: 1 P: 10	1B: 8 2B: 1 3B: 0 HR: 1	SF: 0 SAC: 0 DP: 0 HBP: 0					

	AB	37
	R	1
	H	10
	RBI	1
	BB	2
	SO	9
	LOB	20

WP: 0 PB: 0 SB: 2 CS: 0 PA: 39

PITCHER		IP	WLS	BF	H	R	ER	SO	BB	IBB	HBP	BLK	WP	HR	S	P	ERA	WHIP
Joe Hesketh, L ERA: 5.4	(1, 1)	7.0	W	30	9	1	1	6	0	0	0	0	0	1	42	42	1.29	1.286
Jeff Reardon, R ERA: 3.0	(8, 1)	2.0	S	9	1	0	0	3	2	0	0	0	0	0	13	21	0.00	1.500

PITCHER	IP	WLS	BF	H	R	ER	SO	BB	IBB	HBP	BLK	WP	HR	S	P	ERA	WHIP

BOTTOM

Pittsburgh Pirates @ Montreal Expos

Olympic Stadium, Montreal, QB

Sun Jun 22 1986, 3:33 AM EDT

Att. 27,129 - Unknown

livebaseballscorecards.com

Batter	1	2	3	4	5	6	7	8	9	AB	R	H	RBI	BB	SO	LOB
Al Newman, S (1, 4) OBP: 0.320, SLG: 0.256	x 0-0 ① F8		x 0-0 ① G3		x 0-0 ② 4-3		x 0-0 1-2 3-H 1B			3	0	0	0	0	0	1
Vance Law, R (7, PH) OBP: 0.309, SLG: 0.338 (8, 4)										1	0	1	1	0	0	0
Mitch Webster, S (1, 9) OBP: 0.344, SLG: 0.378	x 0-0 ② 6-3		S S S 0-3 ② K		x 0-0 ③ 3-1		x 0-0 ② F7			4	0	0	0	0	1	3
George Wright, S (1, 7) OBP: 0.240, SLG: 0.314	x 0-0 ③ 5-3		x 0-0 ③ L5			x 0-0 G4-6-3 1B	x 0-0 ③ 4-3			4	0	1	0	0	0	2
Hubie Brooks, R (1, 6) OBP: 0.394, SLG: 0.609		x 0-0 1B 1B 1B		x 0-0 ① F5		x 0-0 ① ② G4-6-3 1-2f		x 0-0 G5-4-3 1B		4	1	2	0	0	0	1
Tim Wallach, R (1, 5) OBP: 0.342, SLG: 0.496		x 0-0 FC3-6 1B 1-2 1B		S S S 0-3 ② K		x 0-0 E6		x 0-0 ① ② G5-4-3 1-2f		4	0	1	0	0	1	1
Jason Thompson, L (1, 3) OBP: 0.397, SLG: 0.275		x 0-0 FC3-6 1-2 2-H 1B		B B B 4-0 BB		x 0-0 ③ G3		x 0-0 ③ L6		2	0	1	1	1	0	1
Andres Galarraga, R (7, 3) OBP: 0.337, SLG: 0.426										1	0	0	0	0	0	0
Herm Winningham, L (1, 8) OBP: 0.298, SLG: 0.386		x 0-0 ① FC3-6 FC1-5-2 1-2f 2-3		x 0-0 ③ F7			x 0-0 1B 1B 2B			3	1	1	0	0	0	3
Mike Fitzgerald, R (1, 2) OBP: 0.365, SLG: 0.450		x 0-0 ② FC1-5-2 1-2			x 0-0 3B		x 0-0 1B 2-3 1B			3	0	2	0	0	0	2
Joe Hesketh, R (1, 1)		S S S 0-3 ③ K			x 0-0 ① 5-3		x 0-0 ① F6			2	0	0	0	0	1	3
Wayne Krenchicki, L (7, PH) OBP: 0.290, SLG: 0.403										1	0	0	0	0	0	2
Jeff Reardon, R (8, 1)										0	0	0	0	0	0	0
Inning Stats	R: 0 E: 0 K: 0 S: 3 H: 0 LOB: 0 BB: 0 P: 3	R: 1 E: 0 K: 1 S: 8 H: 3 LOB: 2 BB: 0 P: 8	R: 0 E: 0 K: 1 S: 5 H: 0 LOB: 0 BB: 0 P: 5	R: 0 E: 0 K: 1 S: 5 H: 0 LOB: 1 BB: 1 P: 9	R: 0 E: 0 K: 0 S: 4 H: 1 LOB: 1 BB: 0 P: 4	R: 0 E: 1 K: 0 S: 4 H: 1 LOB: 1 BB: 0 P: 4	R: 1 E: 0 K: 0 S: 6 H: 3 LOB: 2 BB: 0 P: 6	R: 0 E: 0 K: 0 S: 3 H: 1 LOB: 0 BB: 0 P: 3		1B: 7 2B: 1 3B: 1 HR: 0	SF: 0 SAC: 0 DP: 2 HBP: 0					

AB	32
R	2
H	9
RBI	2
BB	1
SO	3
LOB	19

WP: 0 PB: 0 SB: 0 CS: 0 PA: 33

PITCHER		IP	WLS	BF	H	R	ER	SO	BB	IBB	HBP	BLK	WP	HR	S	P	ERA	WHIP
Rick Reuschel, R ERA: 3.53	(1, 1)	8.0	L	33	9	2	2	3	1	0	0	0	0	0	38	42	2.25	1.250

PITCHER		IP	WLS	BF	H	R	ER	SO	BB	IBB	HBP	BLK	WP	HR	S	P	ERA	WHIP

Batter	1	2	3	4	5	6	7	8	9	10	AB	R	H	RBI	BB	SO	LOB
Mitch Webster, S (1, 9) OBP: 0.340, SLG: 0.370	BBBB 4-0 F8 S 1B BB	x 0-0 ② FC4-6 1B 1-2f	x 0-0 ③ F8			x 0-0 ② FC3-6 CS 1-2f			x 0-0 ① F7	x 0-0 ③ F7	5	1	0	0	1	0	5
Vance Law, R (1, 4) OBP: 0.307, SLG: 0.335	x 0-0 ① F8 1-3	x 0-0 1B 1-2		x 0-0 ① 6-3		0-0 ③ CS 1-2	x 0-0 ① F7		SSS 0-3 ② K		5	0	1	0	0	1	1
Wayne Krenchicki, L (1, 3) OBP: 0.301, SLG: 0.409 Bob McClure, R (7, 1) Jason Thompson, L (9, PH) OBP: 0.406, SLG: 0.275 Al Newman, S (9, PR) OBP: 0.320, SLG: 0.256 Tim Burke, R (9, 1)	x 0-0 1B 1B 3-H	x 0-0 F8		x 0-0 FC4-6 1B			x 0-0 ② F9		BBBB 4-0 1B BB		4 0 0 0 0	0 0 0 0 0	2 0 0 0 0	1 0 0 0 0	0 0 1 0 0	0 0 0 0 0	2 0 0 0 0
Hubie Brooks, R (1, 6) OBP: 0.398, SLG: 0.607	x 0-0 1B 1-3		x 0-0 E6 SH S SF9	x 0-0 ② FC4-6 CS 1-2			BBBB 4-0 FC6-4 BB		x 0-0 1B 1-2		4	1	2	0	1	0	1
Tim Wallach, R (1, 5) OBP: 0.340, SLG: 0.487	x 0-0 ② F8		BBBB 4-0 SH 1B 1-2 BB	0-0 ③ CS 1-2	x 0-0 ① F3		x 0-0 ③ FC6-4 1-2f		x 0-0 ③ F6		4	1	0	0	1	0	5
Herm Winningham, L (1, 8) OBP: 0.297, SLG: 0.382	SSS 0-3 ③ K	x 0-0 SH 1B 1-2 2-3			x 0-0 ② G3			SSS 0-3 ① K		x 0-0 F8 SH1-3 1B 1B	4	1	1	0	0	2	2
George Wright, S (1, 7) OBP: 0.240, SLG: 0.328		x 0-0 1B 3B	SSS 0-3 ① K		x 0-0 ③ 3-1			x 0-0 ② F7		x 0-0 ① SH1-3 1-2	4	1	1	0	0	1	3
Mike Fitzgerald, R (1, 2) OBP: 0.366, SLG: 0.459		x 0-0 FC4-6 1B 3-H	x 0-0 ② SF9 3-H			x 0-0 ① 6-3		x 0-0 2B		x 0-0 ② F8 2-3	4	0	2	2	0	0	1
Floyd Youmans, R (1, 1) OBP: 0.242, SLG: 0.241 Andres Galarraga, R (7, 3) OBP: 0.338, SLG: 0.427		SSS 0-3 ① K	x 0-0 1-2 2-H 1B			x 0-0 FC3-6 1B		x 0-0 ③ 5-3		x 0-0 3-H 1B	3 2	0 0	2 1	1 1	0 0	1 0	1 1
Inning Stats	R: 1 E: 0 K: 1 S: 7 H: 2 LOB: 2 BB: 1 P: 11	R: 1 E: 0 K: 1 S: 8 H: 3 LOB: 2 BB: 0 P: 8	R: 2 E: 2 K: 1 S: 8 H: 1 LOB: 2 BB: 1 P: 12	R: 0 E: 0 K: 0 S: 3 H: 1 LOB: 0 BB: 0 P: 3	R: 0 E: 0 K: 0 S: 3 H: 0 LOB: 0 BB: 0 P: 3	R: 0 E: 0 K: 0 S: 3 H: 1 LOB: 0 BB: 0 P: 3	R: 0 E: 0 K: 0 S: 3 H: 0 LOB: 1 BB: 1 P: 7	R: 0 E: 0 K: 1 S: 6 H: 1 LOB: 1 BB: 0 P: 6	R: 0 E: 0 K: 1 S: 6 H: 1 LOB: 2 BB: 1 P: 10	R: 1 E: 0 K: 0 S: 5 H: 2 LOB: 1 BB: 0 P: 5	1B: 10 2B: 1 3B: 1 HR: 0	SF: 1 SAC: 2 DP: 0 HBP: 0					

PITCHER		IP	WLS	BF	H	R	ER	SO	BB	IBB	HBP	BLK	WP	HR	S	P	ERA	WHIP
Dwight Gooden, R ERA: 2.6	(1, 1)	6.0		28	8	4	2	3	2	0	0	0	0	0	32	40	3.00	1.667
Roger McDowell, R ERA: 2.28	(7, 1)	3.0		13	2	0	0	2	2	0	0	0	0	0	15	23	0.00	1.333
Jesse Orosco, L ERA: 2.86	(10, 1)	1.0	L	5	2	1	1	0	0	0	0	0	0	0	5	5	9.00	2.000

PITCHER	IP	WLS	BF	H	R	ER	SO	BB	IBB	HBP	BLK	WP	HR	S	P	ERA	WHIP

TOP

Montreal Expos @ New York Mets

Shea Stadium, Flushing, NY

Mon Jun 23 1986, 7:05 PM EDT

Att. 44,199 - Unknown

livebaseballscorecards.com

AB	39
R	5
H	12
RBI	5
BB	4
SO	5
LOB	22

Montreal Expos @ New York Mets

Shea Stadium, Flushing, NY

Mon Jun 23 1986, 7:05 PM EDT

Att. 44,199 - Unknown

livebaseballscorecards.com

Batter	1	2	3	4	5	6	7	8	9	10	AB	R	H	RBI	BB	SO	LOB
Lenny Dykstra, L (1, 8) OBP: 0.387, SLG: 0.432	K		F8		SH3-4 1-2 2-3		K			K	4	0	0	0	0	3	0
Wally Backman, S (1, 4) OBP: 0.389, SLG: 0.416	4-0 S BB		0-0 1B		4-3 2-3 3-H		6-3			B2	4	0	1	1	1	0	1
Keith Hernandez, L (1, 3) OBP: 0.394, SLG: 0.424	K		K		G3 3-H		4-3			6-3	5	0	0	0	0	2	2
Gary Carter, R (1, 2) OBP: 0.333, SLG: 0.452	F8 1-2			F8		3-1		1B			4	0	1	0	0	0	1
Darryl Strawberry, L (1, 9) OBP: 0.383, SLG: 0.500		4-0 CS S BB		6-3		BB WP 1B		K			3	0	1	0	1	1	0
George Foster, R (1, 7) OBP: 0.324, SLG: 0.485	K 1-3			4-3		F3		F2			4	0	0	0	0	1	2
Howard Johnson, S (1, 5) OBP: 0.373, SLG: 0.455	HR		HR			BB 1-2 IBB			K		3	2	2	2	1	1	0
Kevin Mitchell, R (1, 6) OBP: 0.394, SLG: 0.538	F9			SH3-4 BB 4-3 1B		1-2 2-3 BB			F9		2	1	1	0	1	0	0
Rafael Santana, R (7, 6) OBP: 0.223, SLG: 0.176											1	0	0	0	0	0	0
Dwight Gooden, R (1, 1) OBP: 0.128, SLG: 0.158			1-6-3	4-3 SH3-4 WP 1-2 BB		F8			K		1	1	0	0	1	0	0
Danny Heep, L (6, PH) OBP: 0.406, SLG: 0.455											1	0	0	0	0	0	3
Roger McDowell, R (7, 1) OBP: 0.444, SLG: 0.375											0	0	0	0	0	0	0
Mookie Wilson, S (9, PH) OBP: 0.348, SLG: 0.465											1	0	0	0	0	1	0
Jesse Orosco, R (10, 1)											0	0	0	0	0	0	0
Inning Stats	R: 0 E: 0 K: 2 S: 7 H: 0 LOB: 1 BB: 1 P: 11	R: 1 E: 0 K: 1 S: 5 H: 1 LOB: 0 BB: 1 P: 9	R: 0 E: 0 K: 1 S: 6 H: 1 LOB: 1 BB: 0 P: 6	R: 0 E: 0 K: 0 S: 3 H: 0 LOB: 0 BB: 0 P: 3	R: 3 E: 0 K: 0 S: 5 H: 2 LOB: 0 BB: 1 P: 9	R: 0 E: 0 K: 0 S: 4 H: 1 LOB: 3 BB: 2 P: 12	R: 0 E: 0 K: 1 S: 5 H: 0 LOB: 0 BB: 0 P: 5	R: 0 E: 0 K: 1 S: 5 H: 1 LOB: 0 BB: 0 P: 5	R: 0 E: 0 K: 2 S: 7 H: 0 LOB: 0 BB: 0 P: 7	R: 0 E: 0 K: 1 S: 5 H: 0 LOB: 0 BB: 0 P: 5	1B: 4 2B: 1 3B: 0 HR: 2 SF: 0 SAC: 1 DP: 1 HBP: 0	WP: 2 PB: 0 SB: 2 CS: 1 PA: 39					

PITCHER	IP	WLS	BF	H	R	ER	SO	BB	IBB	HBP	BLK	WP	HR	S	P	ERA	WHIP
Floyd Youmans, R (1, 1) ERA: 4.57	6.0		27	5	4	4	4	4	1	0	0	2	2	30	50	6.00	1.500
Bob McClure, L (7, 1) ERA: 2.59	2.0		6	1	0	0	2	0	0	0	0	0	0	10	10	0.00	0.500
Tim Burke, R (9, 1) ERA: 1.94	2.0	W	6	0	0	0	3	0	0	0	0	0	0	12	12	0.00	0.000

PITCHER	IP	WLS	BF	H	R	ER	SO	BB	IBB	HBP	BLK	WP	HR	S	P	ERA	WHIP

BOTTOM	
AB	33
R	4
H	6
RBI	3
BB	5
SO	9
LOB	9

Batter	1	2	3	4	5	6	7	8	9	AB	R	H	RBI	BB	SO	LOB
Mitch Webster, S (1, 9) OBP: 0.344, SLG: 0.379	4-3 S 2B 1B	K			1-H 1B 2B	6-3			FC4-6 BB 1B	5	2	3	0	0	1	2
Vance Law, R (1, 4) OBP: 0.309, SLG: 0.333	K 1-2	1-3 2B			1B 3-H 1B	K			FC4-6 1-2 BB	4	1	1	1	1	2	1
Tim Raines, S (1, 7) OBP: 0.408, SLG: 0.500	4-3 2-3	2B			F7	G3			FC4-6 1-2f 2-3	5	0	1	0	0	0	4
Hubie Brooks, R (1, 6) OBP: 0.398, SLG: 0.607	2B 3-H 2B	L8			1B 1-2 1B	K			K	5	1	2	1	0	2	3
Tim Wallach, R (1, 5) OBP: 0.344, SLG: 0.492	2B 2-H 2B	K			1-3 2-H 1B			FC3-6 BB	K	4	0	2	2	1	2	3
Andres Galarraga, R (1, 3) OBP: 0.337, SLG: 0.420	K			G3-6-3 BB	F7			FC3-6 F7 S HR 1-2f		3	1	0	0	1	1	4
George Wright, S (1, 8) OBP: 0.233, SLG: 0.317		1-3		G3-6-3 1-2f		F8		F7 1-3		4	0	0	0	0	0	2
Mike Fitzgerald, R (1, 2) OBP: 0.376, SLG: 0.486		SH1-4 1B		F9		S BB		3-H HR		3	1	2	2	1	0	0
Bryn Smith, R (1, 1) Bob McClure, R (7, 1)		SH1-4 1-2			2B BB	K 1-2		F7		1 1	0 0	0 0	0 0	1 0	1 0	1 0
Inning Stats	R: 2 E: 0 K: 2 S: 10 H: 3 LOB: 1 BB: 0 P: 10	R: 0 E: 0 K: 1 S: 6 H: 1 LOB: 1 BB: 0 P: 6	R: 0 E: 0 K: 1 S: 6 H: 1 LOB: 1 BB: 0 P: 6	R: 0 E: 0 K: 0 S: 2 H: 0 LOB: 0 BB: 1 P: 6	R: 2 E: 0 K: 0 S: 6 H: 4 LOB: 2 BB: 1 P: 10	R: 0 E: 0 K: 1 S: 5 H: 0 LOB: 1 BB: 1 P: 9	R: 0 E: 0 K: 2 S: 7 H: 0 LOB: 0 BB: 0 P: 7	R: 2 E: 0 K: 0 S: 4 H: 1 LOB: 0 BB: 1 P: 8	R: 0 E: 0 K: 2 S: 8 H: 1 LOB: 2 BB: 1 P: 12	1B: 6 2B: 4 3B: 0 HR: 1	SF: 0 SAC: 1 DP: 1 HBP: 0						

PITCHER	IP	WLS	BF	H	R	ER	SO	BB	IBB	HBP	BLK	WP	HR	S	P	ERA	WHIP
Bruce Berenyi, R (1, 1) ERA: 5.89	4.2	L	22	8	4	4	4	2	0	0	0	0	0	28	36	7.71	2.143
Rick Aguilera, R (5, 1) ERA: 5.91	4.1		19	3	2	2	5	3	0	0	0	0	1	26	38	4.15	1.385

PITCHER	IP	WLS	BF	H	R	ER	SO	BB	IBB	HBP	BLK	WP	HR	S	P	ERA	WHIP

TOP

Montreal Expos @ New York Mets

Shea Stadium, Flushing, NY

Tue Jun 24 1986, 7:05 PM EDT

Att. 40,092 - Unknown

livebaseballscorecards.com

AB	35
R	6
H	11
RBI	6
BB	5
SO	9
LOB	20

WP: 0 PB: 0 SB: 3 CS: 0 PA: 41

Montreal Expos @ New York Mets

Shea Stadium, Flushing, NY

Tue Jun 24 1986, 7:05 PM EDT

Att. 40,092 - Unknown

BOTTOM

Batter	1	2	3	4	5	6	7	8	9	AB	R	H	RBI	BB	SO	LOB
Mookie Wilson, S (1, 8) OBP: 0.343, SLG: 0.462	K		2B		4-3		G3		K	5	0	1	0	0	2	0
Wally Backman, S (1, 4) OBP: 0.386, SLG: 0.408	G6-4-3 BB		6-3		G3		F8		F7	3	0	0	0	1	0	1
Tim Teufel, R (9, PH) OBP: 0.314, SLG: 0.376										1	0	0	0	0	0	0
Keith Hernandez, L (1, 3) OBP: 0.395, SLG: 0.425	G6-4-3 1-2f			K	BB 1B		1B			4	1	2	0	0	1	1
Darryl Strawberry, L (1, 9) OBP: 0.385, SLG: 0.512		1-3		HR	1B 1-2 BB		G3			3	1	1	1	1	0	1
Gary Carter, R (1, 2) OBP: 0.336, SLG: 0.450		F8		4-3 BB	1-3 2-H 1B			5-3		3	0	1	1	1	0	0
Danny Heep, L (1, 7) OBP: 0.413, SLG: 0.456										2	0	1	0	1	0	2
Kevin Mitchell, R (8, PH) OBP: 0.391, SLG: 0.534 (9, 7)	1B		4-3 1-2 BB		5-3			P4		1	0	0	0	0	0	0
Howard Johnson, S (1, 5) OBP: 0.368, SLG: 0.440	K		4-3 1-2 2-3		K			BB		3	0	0	0	1	2	3
Rafael Santana, R (1, 6) OBP: 0.224, SLG: 0.172			4-3	IBB	F9			4-3		3	0	0	0	1	0	1
Bruce Berenyi, R (1, 1)			5-3	5-3	G3				4-3	2	0	0	0	0	0	3
Rick Aguilera, R (5, 1) OBP: 0.231, SLG: 0.417										1	0	0	0	0	0	0
Ray Knight, R (9, PH) OBP: 0.355, SLG: 0.484										1	0	0	0	0	0	0
Inning Stats	R: 0 E: 0 K: 1 S: 4 H: 0 LOB: 0 BB: 1 P: 8	R: 0 E: 0 K: 1 S: 6 H: 1 LOB: 1 BB: 0 P: 6	R: 0 E: 0 K: 0 S: 4 H: 1 LOB: 1 BB: 0 P: 4	R: 1 E: 0 K: 1 S: 6 H: 1 LOB: 3 BB: 3 P: 18	R: 1 E: 0 K: 0 S: 5 H: 2 LOB: 2 BB: 1 P: 9	R: 0 E: 0 K: 1 S: 5 H: 0 LOB: 0 BB: 0 P: 5	R: 0 E: 0 K: 0 S: 4 H: 1 LOB: 1 BB: 0 P: 4	R: 0 E: 0 K: 0 S: 3 H: 0 LOB: 1 BB: 1 P: 7	R: 0 E: 0 K: 1 S: 5 H: 0 LOB: 0 BB: 0 P: 5	1B: 4 2B: 1 3B: 0 HR: 1	SF: 0 SAC: 0 DP: 1 HBP: 0						

livebaseballscorecards.com

AB	32
R	2
H	6
RBI	2
BB	6
SO	5
LOB	12

WP: 0 PB: 0 SB: 0 CS: 0 PA: 38

PITCHER		IP	WLS	BF	H	R	ER	SO	BB	IBB	HBP	BLK	WP	HR	S	P	ERA	WHIP
Bryn Smith, R ERA: 3.97	(1, 1)	6.2	W	30	6	2	2	4	4	1	0	0	0	1	33	53	2.70	1.500
Bob McClure, L ERA: 2.36	(7, 1)	2.1	S	8	0	0	0	1	1	0	0	0	0	0	9	13	0.00	0.429

PITCHER	IP	WLS	BF	H	R	ER	SO	BB	IBB	HBP	BLK	WP	HR	S	P	ERA	WHIP

Montreal Expos @ New York Mets

Shea Stadium, Flushing, NY

Wed Jun 25 1986, 3:33 AM EDT

Att. 33,030 - Unknown

TOP

livebaseballscorecards.com

Batter	1	2	3	4	5	6	7	8	9	AB	R	H	RBI	BB	SO	LOB
Mitch Webster, S (1, 9) OBP: 0.349, SLG: 0.383	F7		2B	BB		1-2 BB		3-1		3	0	1	0	2	0	2
Vance Law, R (1, 4) OBP: 0.306, SLG: 0.327	F9		K	F6		F8			G6-3 BB	4	0	0	0	1	1	5
Tim Raines, S (1, 7) OBP: 0.411, SLG: 0.500	BB		K		F8 S 1B		G6-4-3 1B		F8	4	0	2	0	1	1	2
Hubie Brooks, R (1, 6) OBP: 0.395, SLG: 0.596	F8		BB		K 1-2		G6-4-3 1-2f		G6-3 1-2f	4	0	0	0	1	1	4
Tim Wallach, R (1, 5) OBP: 0.339, SLG: 0.483		F4	K		F8 2-3		L8			4	0	0	0	0	1	3
Andres Galarraga, R (1, 3) OBP: 0.330, SLG: 0.411		F9		6-3	K			4-3		4	0	0	0	0	1	1
George Wright, S (1, 8) OBP: 0.241, SLG: 0.318		2B 1B		2B BB		F4		F7		3	2	1	0	1	0	0
Mike Fitzgerald, R (1, 2) OBP: 0.385, SLG: 0.507		1-H 2B		1-H 2B		1-3		BB 1B		4	0	3	2	0	0	0
Andy McGaffigan, R (1, 1)		B5-3		F9		BB 1B		1-2 BB		2	0	0	0	0	0	2
Dan Schatzeder, L (4, 1) OBP: 0.550, SLG: 0.813										1	0	1	0	0	0	0
Dennis Martinez, R (6, 1)										0	0	0	0	0	0	0
Wayne Krenchicki, L (8, PH) OBP: 0.311, SLG: 0.409										0	0	0	0	1	0	0
Tim Burke, R (8, 1)										0	0	0	0	0	0	0
Inning Stats	R: 0 E: 0 K: 0 S: 3 H: 0 LOB: 1 BB: 1 P: 7	R: 1 E: 0 K: 0 S: 5 H: 2 LOB: 1 BB: 0 P: 5	R: 0 E: 0 K: 3 S: 10 H: 1 LOB: 2 BB: 1 P: 14	R: 1 E: 0 K: 0 S: 4 H: 1 LOB: 2 BB: 2 P: 12	R: 0 E: 0 K: 2 S: 8 H: 1 LOB: 1 BB: 0 P: 8	R: 0 E: 0 K: 0 S: 4 H: 1 LOB: 2 BB: 1 P: 8	R: 0 E: 0 K: 0 S: 3 H: 1 LOB: 0 BB: 0 P: 3	R: 0 E: 0 K: 0 S: 4 H: 1 LOB: 2 BB: 1 P: 8	R: 0 E: 0 K: 0 S: 2 H: 0 LOB: 0 BB: 1 P: 6	1B: 5 2B: 3 3B: 0 HR: 0	SF: 0 SAC: 0 DP: 2 HBP: 0					

AB	33
R	2
H	8
RBI	2
BB	7
SO	5
LOB	19

WP: 0 PB: 0 SB: 1 CS: 0 PA: 40

PITCHER	IP	WLS	BF	H	R	ER	SO	BB	IBB	HBP	BLK	WP	HR	S	P	ERA	WHIP
Sid Fernandez, L (1, 1) ERA: 3.12	6.0	W	29	6	2	2	5	5	0	0	0	0	0	34	54	3.00	1.833
Roger McDowell, R (7, 1) ERA: 2.17	3.0	S	11	2	0	0	0	2	0	0	0	0	0	9	17	0.00	1.333

PITCHER	IP	WLS	BF	H	R	ER	SO	BB	IBB	HBP	BLK	WP	HR	S	P	ERA	WHIP

Montreal Expos @ New York Mets

Shea Stadium, Flushing, NY

Wed Jun 25 1986, 3:33 AM EDT

Att. 33,030 - Unknown

BOTTOM

Batter	1	2	3	4	5	6	7	8	9	AB	R	H	RBI	BB	SO	LOB
Lenny Dykstra, L (1, 8) OBP: 0.390, SLG: 0.445	B5-3		2B	1-3 3-H 2B			3-1			4	0	2	1	0	0	0
Wally Backman, S (1, 4) OBP: 0.383, SLG: 0.404	6-3		4-3		F7		1B			4	0	1	0	0	0	1
Keith Hernandez, L (1, 3) OBP: 0.390, SLG: 0.418	K			G3	F9		F7			4	0	0	0	0	1	1
Darryl Strawberry, L (1, 9) OBP: 0.387, SLG: 0.515		BB CS		4-3 2B 2B	K		F7			3	1	1	0	1	1	1
George Foster, R (1, 7) OBP: 0.323, SLG: 0.497		F9		4-3 2-3		HR		K		4	1	1	1	0	1	2
Kevin Mitchell, R (1, 6) OBP: 0.402, SLG: 0.549		1B 1-2		1B 3-H 2B		FC6-4 1B		K		4	1	3	1	0	1	0
Rafael Santana, R (9, 6) OBP: 0.224, SLG: 0.172										0	0	0	0	0	0	0
Ray Knight, R (1, 5) OBP: 0.354, SLG: 0.480		F9		1B 2-H 1B		F8		F8		4	1	1	1	0	0	2
Ed Hearn, R (1, 2) OBP: 0.361, SLG: 0.563			F9	1B 2B BB		F9				2	1	0	0	1	0	1
Sid Fernandez, L (1, 1) OBP: 0.206, SLG: 0.156			K	2B 1-3 2-H 1B		FC6-4 1-2f				2	0	1	1	0	1	0
Danny Heep, L (6, PH) OBP: 0.409, SLG: 0.451										1	0	0	0	0	0	1
Roger McDowell, R (7, 1) OBP: 0.444, SLG: 0.375										0	0	0	0	0	0	0
Inning Stats	R: 0 E: 0 K: 1 S: 5 H: 0 LOB: 0 BB: 0 P: 5	R: 0 E: 0 K: 0 S: 3 H: 1 LOB: 1 BB: 1 P: 7	R: 0 E: 0 K: 1 S: 6 H: 1 LOB: 1 BB: 0 P: 6	R: 4 E: 0 K: 0 S: 7 H: 5 LOB: 2 BB: 1 P: 11	R: 0 E: 0 K: 1 S: 5 H: 0 LOB: 0 BB: 0 P: 5	R: 1 E: 0 K: 0 S: 5 H: 2 LOB: 1 BB: 0 P: 5	R: 0 E: 0 K: 0 S: 4 H: 1 LOB: 1 BB: 0 P: 4	R: 0 E: 0 K: 2 S: 7 H: 0 LOB: 0 BB: 0 P: 7		1B: 5 2B: 4 3B: 0 HR: 1 SF: 0 SAC: 0 DP: 0 HBP: 0						

livebaseballscorecards.com

AB	32
R	5
H	10
RBI	5
BB	2
SO	5
LOB	9

WP: 0 PB: 0 SB: 0 CS: 1 PA: 34

PITCHER		IP	WLS	BF	H	R	ER	SO	BB	IBB	HBP	BLK	WP	HR	S	P	ERA	WHIP
Andy McGaffigan, R ERA: 3.54	(1, 1)	3.2	L	18	6	4	4	2	2	0	0	0	0	0	20	28	9.82	2.182
Dan Schatzeder, L ERA: 2.56	(4, 1)	1.1		6	3	1	1	1	0	0	0	0	0	1	8	8	6.75	2.250
Dennis Martinez, R ERA: 9.49	(6, 1)	2.0		7	1	0	0	0	0	0	0	0	0	0	7	7	0.00	0.500
Tim Burke, R ERA: 1.91	(8, 1)	1.0		3	0	0	0	2	0	0	0	0	0	0	7	7	0.00	0.000

PITCHER	IP	WLS	BF	H	R	ER	SO	BB	IBB	HBP	BLK	WP	HR	S	P	ERA	WHIP

Batter	1	2	3	4	5	6	7	8	9	AB	R	H	RBI	BB	SO	LOB
Mitch Webster, S (1, 9) OBP: 0.344, SLG: 0.377	G3		4-3		K			P6		4	0	0	0	0	1	1
Vance Law, R (1, 4) OBP: 0.301, SLG: 0.321	L4		K		K			6-3		4	0	0	0	0	2	1
Tim Raines, S (1, 7) OBP: 0.412, SLG: 0.504	1B			2B		K			G3	4	1	2	0	0	1	0
Hubie Brooks, R (1, 6) OBP: 0.392, SLG: 0.595	K			2-H 2B		6-3			5-3	4	0	1	1	0	1	1
Tim Wallach, R (1, 5) OBP: 0.342, SLG: 0.481		1B		P6		K			BB	3	0	1	0	1	1	1
Wayne Krenchicki, L (1, 3) OBP: 0.295, SLG: 0.386		K		F8			6-3		K	4	0	0	0	0	2	3
Herm Winningham, L (1, 8) OBP: 0.291, SLG: 0.373		K		K			K			3	0	0	0	0	3	2
Dann Bilardello, R (1, 2) OBP: 0.240, SLG: 0.290		F2			6-3		F9			3	0	0	0	0	0	1
Jay Tibbs, R (1, 1) OBP: 0.207, SLG: 0.185			G3		1B			F8		2	0	1	0	0	0	0
Bob McClure, R (6, 1)										0	0	0	0	0	0	0
Dennis Martinez, R (6, 1)										0	0	0	0	0	0	0
Dan Schatzeder, L (8, PH) OBP: 0.524, SLG: 0.765 (8, 1)										1	0	0	0	0	0	0
Inning Stats	R: 0 E: 0 K: 1 S: 6 H: 1 LOB: 1 BB: 0 P: 6	R: 0 E: 0 K: 2 S: 8 H: 1 LOB: 1 BB: 0 P: 8	R: 0 E: 0 K: 1 S: 5 H: 0 LOB: 0 BB: 0 P: 5	R: 1 E: 0 K: 1 S: 7 H: 2 LOB: 1 BB: 0 P: 7	R: 0 E: 0 K: 2 S: 8 H: 1 LOB: 1 BB: 0 P: 8	R: 0 E: 0 K: 2 S: 7 H: 0 LOB: 0 BB: 0 P: 7	R: 0 E: 0 K: 1 S: 5 H: 0 LOB: 0 BB: 0 P: 5	R: 0 E: 0 K: 0 S: 3 H: 0 LOB: 0 BB: 0 P: 3	R: 0 E: 0 K: 1 S: 5 H: 0 LOB: 1 BB: 1 P: 9	1B: 3 2B: 2 3B: 0 HR: 0 SF: 0 SAC: 0 DP: 0 HBP: 0						

PITCHER		IP	WLS	BF	H	R	ER	SO	BB	IBB	HBP	BLK	WP	HR	S	P	ERA	WHIP
Rick Rhoden, R ERA: 2.46	(1, 1)	9.0	W	33	5	1	1	11	1	0	0	0	0	0	54	58	1.00	0.667

PITCHER	IP	WLS	BF	H	R	ER	SO	BB	IBB	HBP	BLK	WP	HR	S	P	ERA	WHIP

TOP

Montreal Expos @ Pittsburgh Pirates

Three Rivers Stadium, Pittsburgh, PA

Fri Jun 27 1986, 7:05 PM EDT

Att. 15,392 - Unknown

livebaseballscorecards.com

AB	32
R	1
H	5
RBI	1
BB	1
SO	11
LOB	10

PA: 33

WP: 0
PB: 0
SB: 0
CS: 0

Batter	1	2	3	4	5	6	7	8	9	AB	R	H	RBI	BB	SO	LOB
Barry Bonds, L (1, 8) OBP: 0.362, SLG: 0.463	F8		F7			2B BB K				3	1	0	0	1	1	3
Joe Orsulak, L (1, 9) OBP: 0.317, SLG: 0.342	3-1			1B		2B 1B 4-3				4	1	2	0	0	0	2
Johnny Ray, S (1, 4) OBP: 0.365, SLG: 0.398	K			F8		1B 1B 2B 1-3 2-H 3-H	L6			4	1	1	2	0	1	1
Sid Bream, L (1, 3) OBP: 0.356, SLG: 0.482		CS G3 1B		K		2B 1B 2-3 3-H	F9			4	1	2	1	0	1	1
R.J. Reynolds, S (1, 7) OBP: 0.350, SLG: 0.443		G3 1-2		K		2B 1B 1-2 3-H	4-3			4	1	1	1	0	1	2
Tony Peña, R (1, 2) OBP: 0.320, SLG: 0.382		K 2-3			5-3	1B 1-3 2-H		F8		4	1	1	1	0	1	1
Jim Morrison, R (1, 5) OBP: 0.304, SLG: 0.402			4-3		F8	SH1-3 1B BB		K		3	0	0	0	1	1	0
Rafael Belliard, R (1, 6) OBP: 0.286, SLG: 0.258			4-3		5-3	SH1-3 1-2 2-H 3-H		F8		4	0	1	2	0	0	0
Rick Rhoden, R (1, 1) OBP: 0.341, SLG: 0.368			2B			1B BB 2B SH1-3				2	1	2	0	0	0	0
Inning Stats	R: 0 E: 0 K: 1 S: 5 H: 0 LOB: 0 BB: 0 P: 5	R: 0 E: 0 K: 1 S: 5 H: 1 LOB: 0 BB: 0 P: 5	R: 0 E: 0 K: 0 S: 4 H: 1 LOB: 1 BB: 0 P: 4	R: 0 E: 0 K: 2 S: 8 H: 1 LOB: 1 BB: 0 P: 8	R: 0 E: 0 K: 0 S: 3 H: 0 LOB: 0 BB: 0 P: 3	R: 7 E: 0 K: 1 S: 12 H: 7 LOB: 2 BB: 2 P: 20	R: 0 E: 0 K: 0 S: 3 H: 0 LOB: 0 BB: 0 P: 3	R: 0 E: 0 K: 1 S: 5 H: 0 LOB: 0 BB: 0 P: 5		1B: 7 2B: 3 3B: 0 HR: 0 SF: 0 SAC: 1 DP: 0 HBP: 0						

Montreal Expos @ Pittsburgh Pirates

Three Rivers Stadium, Pittsburgh, PA

Fri Jun 27 1986, 7:05 PM EDT

Att. 15,392 - Unknown

BOTTOM

livebaseballscorecards.com

AB	32
R	7
H	10
RBI	7
BB	2
SO	6
LOB	10

WP: 0 PB: 0 SB: 0 CS: 1 PA: 35

PITCHER		IP	WLS	BF	H	R	ER	SO	BB	IBB	HBP	BLK	WP	HR	S	P	ERA	WHIP
Jay Tibbs, R ERA: 3.73	(1, 1)	5.0	L	22	7	5	5	4	1	0	0	0	0	0	29	33	9.00	1.600
Bob McClure, L ERA: 3.04	(6, 1)	0.0		2	2	0	0	0	0	0	0	0	0	0	2	2	∞	∞
Dennis Martinez, R ERA: 8.16	(6, 1)	2.0		8	1	2	2	1	1	0	0	0	0	0	9	13	9.00	1.000
Dan Schatzeder, L ERA: 2.51	(8, 1)	1.0		3	0	0	0	1	0	0	0	0	0	0	5	5	0.00	0.000

PITCHER	IP	WLS	BF	H	R	ER	SO	BB	IBB	HBP	BLK	WP	HR	S	P	ERA	WHIP

Montreal Expos @ Pittsburgh Pirates

Three Rivers Stadium, Pittsburgh, PA

Sat Jun 28 1986, 7:05 PM EDT

Att. 35,385 - Unknown

TOP

livebaseballscorecards.com

Batter	1	2	3	4	5	6	7	8	9	AB	R	H	RBI	BB	SO	LOB
Mitch Webster, S (1, 9) OBP: 0.350, SLG: 0.380	E 1B 1B	G6-4-3 1B		IBB		CS 1-2	K			3	1	2	0	1	1	0
George Wright, S (1, 8) OBP: 0.234, SLG: 0.311	E6 HBP 1B 1-3	G6-4-3 1-2f		SF7 3-H			P5			3	0	0	1	0	0	3
Tim Raines, S (1, 7) OBP: 0.410, SLG: 0.500	HBP 1-2 3-H 1B		4-3	K			4-3			4	0	1	1	0	1	2
Hubie Brooks, R (1, 6) OBP: 0.390, SLG: 0.602	F8		HR		4-3			P4		4	1	1	1	0	0	2
Tim Wallach, R (1, 5) OBP: 0.340, SLG: 0.478	F8		P6		6-3			CS 1B		4	0	1	0	0	0	2
Andres Galarraga, R (1, 3) OBP: 0.329, SLG: 0.405	HBP 1-2 2-3		4-3		K			F9		3	0	0	0	0	1	1
Al Newman, S (1, 4) OBP: 0.318, SLG: 0.255	4-3			E S SF7 1B		G4-1		CS 1-2	P4	4	1	1	0	0	0	3
Mike Fitzgerald, R (1, 2) OBP: 0.388, SLG: 0.500		1B BB		SH1-4 1-3 BB		F7			K	2	0	0	0	2	1	0
Joe Hesketh, R (1, 1)		K		SH1-4 1-2		CS 1B			K	1	0	0	0	0	1	1
Herm Winningham, L (6, PH) OBP: 0.295, SLG: 0.378										1	0	1	0	0	0	0
Tim Burke, R (6, 1)										0	0	0	0	0	0	0
Bob McClure, R (7, 1)										0	0	0	0	0	0	0
Jeff Reardon, R (7, 1)										1	0	0	0	0	1	0
Inning Stats	R: 1 E: 1 K: 0 S: 6 H: 2 LOB: 3 BB: 0 P: 7	R: 0 E: 0 K: 1 S: 5 H: 1 LOB: 1 BB: 1 P: 9	R: 1 E: 0 K: 0 S: 4 H: 1 LOB: 0 BB: 0 P: 4	R: 1 E: 0 K: 1 S: 6 H: 1 LOB: 2 BB: 2 P: 14	R: 0 E: 0 K: 1 S: 5 H: 0 LOB: 0 BB: 0 P: 5	R: 0 E: 0 K: 0 S: 3 H: 1 LOB: 0 BB: 0 P: 3	R: 0 E: 0 K: 1 S: 5 H: 0 LOB: 0 BB: 0 P: 5	R: 0 E: 0 K: 0 S: 3 H: 1 LOB: 0 BB: 0 P: 3	R: 0 E: 0 K: 2 S: 7 H: 0 LOB: 0 BB: 0 P: 7	1B: 6 2B: 0 3B: 0 HR: 1 SF: 1 SAC: 1 DP: 1 HBP: 1						

	AB	30
	R	3
	H	7
	RBI	3
	BB	3
	SO	6
	LOB	14

WP: 0 PB: 0 SB: 1 CS: 2 PA: 38

PITCHER		IP	WLS	BF	H	R	ER	SO	BB	IBB	HBP	BLK	WP	HR	S	P	ERA	WHIP
Rick Reuschel, R ERA: 3.56	(1, 1)	4.0	L	21	5	3	2	2	2	1	1	0	0	1	21	34	4.50	1.750
Jim Winn, R ERA: 3.4	(5, 1)	2.0		6	1	0	0	1	0	0	0	0	0	0	8	8	0.00	0.500
Larry McWilliams, L ERA: 5.0	(7, 1)	1.0		3	0	0	0	1	0	0	0	0	0	0	5	5	0.00	0.000
Cecilio Guante, R ERA: 2.41	(8, 1)	2.0		6	1	0	0	2	0	0	0	0	0	0	10	10	0.00	0.500

PITCHER	IP	WLS	BF	H	R	ER	SO	BB	IBB	HBP	BLK	WP	HR	S	P	ERA	WHIP

Montreal Expos @ Pittsburgh Pirates

Three Rivers Stadium, Pittsburgh, PA

Sat Jun 28 1986, 7:05 PM EDT

Att. 35,385 - Unknown

BOTTOM

Batter	1	2	3	4	5	6	7	8	9	AB	R	H	RBI	BB	SO	LOB
Barry Bonds, L (1, 8) OBP: 0.363, SLG: 0.469	4-3		S 1B	4-3			4-3 1B 2B		K	5	1	2	0	0	1	3
Bill Almon, R (1, 7) (8, 5)	BBBB S BB		1-2 BB		P6		4-3 2-3		F7	3	0	0	0	2	0	1
Johnny Ray, S (1, 4) OBP: 0.362, SLG: 0.394	F9		F9		6-3		2B 3-H 1B		G3	5	0	1	1	0	0	3
Mike Diaz, R (1, 3) OBP: 0.339, SLG: 0.364 Sid Bream, L (7, 3) OBP: 0.358, SLG: 0.489	SSS K 1-2			6-3	1B		1-3 2B			3 1	0 0	1 1	0 0	0 0	1 0	1 0
Jim Morrison, R (1, 5) OBP: 0.304, SLG: 0.401 Joe Orsulak, L (7, PH) OBP: 0.315, SLG: 0.340 Cecilio Guante, R (8, 1)		P4		FC5-4 1B	SSS K		F7			3 1 0	0 0 0	1 0 0	0 0 0	0 0 0	1 0 0	1 2 0
Tony Peña, R (1, 2) OBP: 0.319, SLG: 0.377	BBBB CS BB			FC5-4 1-2f BB 1B		P4	F8			3	1	0	0	1	0	3
Mike Brown, R (1, 9) OBP: 0.304, SLG: 0.328	F7 1-2			BBBB BB 1B 1-2 BB		F7		F9		3	0	0	0	1	0	1
Rafael Belliard, R (1, 6) OBP: 0.292, SLG: 0.260			5-3	BB 1B 1-2 2-H		H 1-0 HBP		SSS K		3	0	1	1	0	1	0
Rick Reuschel, R (1, 1) OBP: 0.171, SLG: 0.200 Junior Ortiz, R (4, PH) OBP: 0.358, SLG: 0.388 Jim Winn, R (5, 1) Lee Mazzilli, S (6, PH) OBP: 0.390, SLG: 0.263 Larry McWilliams, L (7, 1) OBP: 0.211, SLG: 0.222 R.J. Reynolds, S (8, 7) OBP: 0.349, SLG: 0.442			SSS K	BBBB 1-2 2-3 BB		X 0-0 F9		X 0-0 F7		1 0 0 1 0 1	0 0 0 0 0 0	0 0 0 0 0 0	0 1 0 0 0 0	0 0 0 0 0 0	1 0 0 0 0 0	0 0 0 1 0 0
Inning Stats	R: 0 E: 0 K: 1 S: 5 H: 0 LOB: 1 BB: 1 P: 9	R: 0 E: 0 K: 0 S: 2 H: 0 LOB: 0 BB: 1 P: 6	R: 0 E: 0 K: 1 S: 6 H: 1 LOB: 2 BB: 1 P: 10	R: 1 E: 0 K: 0 S: 5 H: 2 LOB: 3 BB: 2 P: 13	R: 0 E: 0 K: 1 S: 6 H: 1 LOB: 1 BB: 0 P: 6	R: 0 E: 0 K: 0 S: 3 H: 0 LOB: 1 BB: 0 P: 4	R: 1 E: 0 K: 0 S: 6 H: 3 LOB: 2 BB: 0 P: 6	R: 0 E: 0 K: 1 S: 5 H: 0 LOB: 0 BB: 0 P: 5	R: 0 E: 0 K: 1 S: 5 H: 0 LOB: 0 BB: 0 P: 5	1B: 5 2B: 2 3B: 0 HR: 0	SF: 0 SAC: 0 DP: 0 HBP: 1					

	AB	33
	R	2
	H	7
	RBI	2
	BB	5
	SO	5
	LOB	16

WP: 0 PB: 0 SB: 2 CS: 1 PA: 39

livebaseballscorecards.com

PITCHER		IP	WLS	BF	H	R	ER	SO	BB	IBB	HBP	BLK	WP	HR	S	P	ERA	WHIP
Joe Hesketh, L ERA: 5.16	(1, 1)	5.0	W	23	4	1	1	3	5	0	0	0	0	0	24	44	1.80	1.800
Tim Burke, R ERA: 2.02	(6, 1)	1.1		7	2	1	1	0	0	0	1	0	0	0	6	7	6.75	1.500
Bob McClure, L ERA: 3.04	(7, 1)	0.0		1	1	0	0	0	0	0	0	0	0	0	1	1	∞	∞
Jeff Reardon, R ERA: 2.85	(7, 1)	2.2	S	8	0	0	0	2	0	0	0	0	0	0	12	12	0.00	0.000

PITCHER	IP	WLS	BF	H	R	ER	SO	BB	IBB	HBP	BLK	WP	HR	S	P	ERA	WHIP

Montreal Expos @ Pittsburgh Pirates

Three Rivers Stadium, Pittsburgh, PA

Sun Jun 29 1986, 3:33 AM EDT

Att. 26,689 - Unknown

TOP

livebaseballscorecards.com

Batter	1	2	3	4	5	6	7	8	9	AB	R	H	RBI	BB	SO	LOB
Al Newman, S (1, 6) OBP: 0.321, SLG: 0.263	F9		CS 1B		G6-4-3 1-2f	E8 1-2 2-H 1B		FC4-6 1-2f		5	0	2	0	0	0	2
Mitch Webster, S (1, 9) OBP: 0.347, SLG: 0.385	F8		F8 1-2		1B 3B	1-3		K		5	1	1	0	0	1	4
Tim Raines, S (1, 7) OBP: 0.413, SLG: 0.513	1B 3B		2B		S 3-H 1B		4-3	P6		5	1	3	1	0	0	1
Tim Wallach, R (1, 5) OBP: 0.345, SLG: 0.478	3-H 1B		4-3		5-3 1-3		1B 2B 1B		HBP	4	1	2	1	0	0	2
Andres Galarraga, R (1, 3) OBP: 0.335, SLG: 0.422	K			HR		FC3-6 1B FC8-5-4-5 BB	2B 1-3 G3-2-3 1B		K	4	2	2	1	1	2	2
George Wright, S (1, 8) OBP: 0.240, SLG: 0.321		F7		4-3		1-2 FC3-6 1B	1-3 3-H 2B		F9	5	0	2	1	0	0	1
Bob McClure, R (9, 1)										0	0	0	0	0	0	0
Vance Law, R (1, 4) OBP: 0.303, SLG: 0.320		1B		F9		1-2f 2-3 FC3-6 IBB	IBB		K	4	0	1	0	1	1	3
Mike Fitzgerald, R (1, 2) OBP: 0.385, SLG: 0.490		F4		K		1-2 1B E FC8-5-4-5 IBB	3-Hf G3-2-3			3	1	0	0	1	1	4
Floyd Youmans, R (1, 1) OBP: 0.250, SLG: 0.250		K			G6-4-3 1B	1-2 2-3f 3-H FC8-5-4-5 E		FC4-6 1B		3	0	1	1	0	1	3
Jay Tibbs, R (6, 1) OBP: 0.233, SLG: 0.214										1	0	1	0	0	0	0
Tim Burke, R (8, 1)										0	0	0	0	0	0	0
Herm Winningham, L (9, 8) OBP: 0.295, SLG: 0.378										0	0	0	0	0	0	0

Inning Stats	1	2	3	4	5	6	7	8	9
	R: 1	R: 0	R: 0	R: 1	R: 1	R: 2	R: 1	R: 0	R: 0
	E: 0	E: 0	E: 0	E: 0	E: 0	E: 1	E: 0	E: 0	E: 0
	K: 1	K: 1	K: 0	K: 1	K: 0	K: 0	K: 0	K: 1	K: 2
	S: 7	S: 6	S: 4	S: 6	S: 5	S: 5	S: 5	S: 6	S: 7
	H: 2	H: 1	H: 2	H: 1	H: 3	H: 2	H: 3	H: 1	H: 0
	LOB: 1	LOB: 1	LOB: 1	LOB: 0	LOB: 1	LOB: 2	LOB: 2	LOB: 1	LOB: 1
	BB: 0	BB: 0	BB: 0	BB: 0	BB: 0	BB: 2	BB: 1	BB: 0	BB: 0
	P: 7	P: 6	P: 4	P: 6	P: 5	P: 13	P: 9	P: 6	P: 8

| | | | | | | | | | |

Montreal Expos @ Pittsburgh Pirates

Three Rivers Stadium, Pittsburgh, PA

Sun Jun 29 1986, 3:33 AM EDT

Att. 26,689 - Unknown

BOTTOM

Batter	1	2	3	4	5	6	7	8	9	AB	R	H	RBI	BB	SO	LOB
Barry Bonds, L (1, 8) OBP: 0.360, SLG: 0.470	K		4-3		K		2B		K	4	0	1	0	0	2	0
Bill Almon, R (9, PH) OBP: 0.346, SLG: 0.458										1	0	0	0	0	1	0
Joe Orsulak, L (1, 9) OBP: 0.309, SLG: 0.333	4-3		4-3		4-3		6-3		4-3	4	0	0	0	0	0	1
Mike Brown, R (9, PH) OBP: 0.303, SLG: 0.326										1	0	0	0	0	0	0
Johnny Ray, S (1, 4) OBP: 0.363, SLG: 0.398	1-3		1B		G3			1B 2B	4-3	5	1	2	0	0	0	0
Sid Bream, L (1, 3) OBP: 0.360, SLG: 0.494		K	P5			2B		2-3 1B		4	1	2	0	0	1	1
R.J. Reynolds, S (1, 7) OBP: 0.355, SLG: 0.453		2B 2B		S 2B BB		F7		1-H 3-H 2B		3	2	2	2	1	0	1
Tony Peña, R (1, 2) OBP: 0.318, SLG: 0.379		K		6-3 1-H 2B		F8		F9		4	0	1	1	0	1	3
Jim Morrison, R (1, 5) OBP: 0.307, SLG: 0.404		2-H 2B		6-3		K		BB		3	0	1	1	1	1	2
Rafael Belliard, R (1, 6) OBP: 0.293, SLG: 0.256		HBP		6-3 2-3			F8	F5		2	0	0	0	0	0	1
Lee Mazzilli, S (8, PH) OBP: 0.386, SLG: 0.260										1	0	0	0	0	0	2
Cecilio Guante, R (9, 1)										0	0	0	0	0	0	0
Mike Bielecki, R (1, 1) OBP: 0.034, SLG: 0.034										2	0	0	0	0	2	3
Jim Winn, R (6, 1)										0	0	0	0	0	0	0
Pat Clements, R (7, 1)										0	0	0	0	0	0	0
U L Washington, S (7, PH) OBP: 0.389, SLG: 0.267										1	0	0	0	0	0	0
Don Robinson, R (8, 1)										0	0	0	0	0	0	0
Mike Diaz, R (8, PH) OBP: 0.333, SLG: 0.357										1	0	0	0	0	0	2
(9, 5)																
Inning Stats	R: 0 E: 0 K: 1 S: 5 H: 0 LOB: 0 BB: 0 P: 5	R: 1 E: 0 K: 3 S: 11 H: 2 LOB: 2 BB: 0 P: 12	R: 0 E: 0 K: 0 S: 4 H: 1 LOB: 1 BB: 0 P: 4	R: 1 E: 0 K: 1 S: 6 H: 1 LOB: 1 BB: 1 P: 10	R: 0 E: 0 K: 1 S: 5 H: 0 LOB: 0 BB: 0 P: 5	R: 0 E: 0 K: 1 S: 6 H: 1 LOB: 1 BB: 0 P: 6	R: 0 E: 0 K: 0 S: 4 H: 1 LOB: 1 BB: 0 P: 4	R: 2 E: 0 K: 0 S: 6 H: 3 LOB: 2 BB: 1 P: 10	R: 0 E: 0 K: 1 S: 5 H: 0 LOB: 0 BB: 0 P: 5	1B: 2 2B: 7 3B: 0 HR: 0 SF: 0 SAC: 0 DP: 0 HBP: 1	WP: 0 PB: 0 SB: 1 CS: 0 PA: 39					

livebaseballscorecards.com

	AB	36
	R	4
	H	9
	RBI	4
	BB	2
	SO	8
	LOB	16

PITCHER		IP	WLS	BF	H	R	ER	SO	BB	IBB	HBP	BLK	WP	HR	S	P	ERA	WHIP
Floyd Youmans, R ERA: 4.52	(1, 1)	5.0	W	22	5	2	2	6	1	0	1	0	0	0	32	37	3.60	1.200
Jay Tibbs, R ERA: 3.84	(6, 1)	2.0		9	3	2	2	1	0	0	0	0	0	0	11	11	9.00	1.500
Tim Burke, R ERA: 1.98	(8, 1)	1.0		5	1	0	0	0	1	0	0	0	0	0	4	8	0.00	2.000
Bob McClure, L ERA: 2.93	(9, 1)	1.0	S	3	0	0	0	1	0	0	0	0	0	0	5	5	0.00	0.000

PITCHER	IP	WLS	BF	H	R	ER	SO	BB	IBB	HBP	BLK	WP	HR	S	P	ERA	WHIP

Batter	1	2	3	4	5	6	7	8	9	10	11	AB	R	H	RBI	BB	SO	LOB
Tim Raines, S (1, 7) OBP: 0.412, SLG: 0.509	x 0-0 CS 1B			S S S 0-3 ① K		x 0-0 ① 4-3	x 0-0 ③ F7		S S S 0-3 ③ K		x 0-0 1B 1-3 1B	6	0	2	0	0	2	3
Mitch Webster, S (1, 8) (8, 9) OBP: 0.350, SLG: 0.387	x 0-0 ①② F9 1-2			x 0-0 ② G3		x 0-0 ② 5-3		x 0-0 0-3 1B		x 0-0 CS 1B 1B	x 0-0 S 1-3 3-H 1B	6	0	3	1	0	0	1
Andre Dawson, R (1, 9) OBP: 0.347, SLG: 0.571 Herm Winningham, L (8, 8) OBP: 0.298, SLG: 0.380	x 0-0 ③ 6-3			x 0-0 ③ 4-3		S S S 0-3 ③ K		x 0-0 ③② 9-3 1-2f		x 0-0 CS 1-2 1B	S S S 0-3 ③ K 1-2	4 2	0 0	0 1	0 0	0 0	1 1	1 2
Hubie Brooks, R (1, 6) OBP: 0.394, SLG: 0.610		x 0-0 ① 5-3			x 0-0 2B WP 1B		x 0-0 2B 6-3 2B	x 0-0 FC5 2B		S S S 0-3 ① K		5	2	3	0	0	1	2
Tim Wallach, R (1, 5) OBP: 0.353, SLG: 0.488		x 0-0 ② F9			x 0-0 WP 1-3 2B		x 0-0 6-3 4-3 2-3 2B	I I I I 4-0 IBB		I I I I 4-0 ② 1-2 2-3 IBB		3	1	2	0	2	0	0
Andres Galarraga, R (1, 3) OBP: 0.332, SLG: 0.414		x 0-0 ③ 4-3			x 0-0 ① 1-3 2-3 3-H		B B B B 4-0 4-3 6-3 BB	x 0-0 FC5 2-3f		x 0-0 F9		4	0	0	0	1	0	5
Vance Law, R (1, 4) OBP: 0.297, SLG: 0.313			S S S 0-3 ① K		S S S 0-3 ② K		x 0-0 ① 6-3 1-2 2-3 3-H		S S S 0-3 ① K		x 0-0 ① F7	5	0	0	1	0	3	3
Mike Fitzgerald, R (1, 2) OBP: 0.385, SLG: 0.480			x 0-0 ② 2-3		I I I 4-0 WP IBB		B B B B 4-0 4-3 BB		x 0-0 ② 5-3		x 0-0 ② 6-3	3	0	0	0	2	0	0
Bryn Smith, R (1, 1) Jim Wohlford, R (7, PH) OBP: 0.229, SLG: 0.250 Wayne Krenchicki, L (7, PH) OBP: 0.291, SLG: 0.380 Tim Burke, R (7, 1) Jeff Reardon, R (8, 1) OBP: 0.167, SLG: 0.167 Dan Schatzeder, L (10, 1) OBP: 0.545, SLG: 0.765 Bob McClure, R (11, 1)			x 0-0 ③ G3		S S S 0-3 ③ K 1-2		x 0-0 ② 4-3 1-2 2-3 3-H		x 0-0 1B		B B B B 4-0 1B 1B BB	2 0 1 0 1 0 0 0	0 0 0 0 0 1 0 0	0 0 0 0 1 0 0 0	0 0 1 0 0 1 0 0	0 0 0 0 0 0 0 0	1 0 2 0 0 0 0 0	2 0 0 0 0 0 0 0
Inning Stats	R: 0 E: 0 K: 0 S: 3 H: 1 LOB: 0 BB: 0 P: 3	R: 0 E: 0 K: 0 S: 3 H: 0 LOB: 0 BB: 0 P: 3	R: 0 E: 0 K: 1 S: 5 H: 0 LOB: 0 BB: 0 P: 5	R: 0 E: 0 K: 1 S: 5 H: 0 LOB: 0 BB: 0 P: 5	R: 1 E: 0 K: 2 S: 9 H: 2 LOB: 2 BB: 1 P: 13	R: 0 E: 0 K: 1 S: 5 H: 0 LOB: 0 BB: 0 P: 5	R: 2 E: 0 K: 0 S: 5 H: 2 LOB: 2 BB: 2 P: 13	R: 0 E: 0 K: 0 S: 4 H: 2 LOB: 2 BB: 1 P: 8	R: 0 E: 0 K: 2 S: 8 H: 1 LOB: 1 BB: 0 P: 8	R: 0 E: 0 K: 1 S: 6 H: 2 LOB: 2 BB: 1 P: 10	R: 1 E: 0 K: 1 S: 7 H: 2 LOB: 2 BB: 1 P: 11	1B: 8 2B: 5 3B: 0 HR: 0	SF: 0 SAC: 0 DP: 1 HBP: 0					

PITCHER		IP	WLS	BF	H	R	ER	SO	BB	IBB	HBP	BLK	WP	HR	S	P	ERA	WHIP
Steve Trout, L ERA: 4.64	(1, 1)	6.1		26	5	3	3	5	2	1	0	0	2	0	33	45	4.26	1.105
Dave Gumpert, R ERA: 1.69	(7, 1)	1.2		7	2	0	0	0	0	1	0	0	0	0	6	10	0.00	1.200
Guy Hoffman, L ERA: 4.28	(9, 1)	1.0		6	3	0	0	2	0	0	0	0	0	0	10	10	0.00	3.000
Lee Smith, R ERA: 3.0	(10, 1)	2.0	L	9	2	1	1	2	1	1	0	0	0	0	11	19	4.50	1.500

PITCHER		IP	WLS	BF	H	R	ER	SO	BB	IBB	HBP	BLK	WP	HR	S	P	ERA	WHIP

TOP

Montreal Expos @ Chicago Cubs

Wrigley Field, Chicago, IL

Mon Jun 30 1986, 3:33 AM CDT

Att. 20,092 - Unknown

livebaseballscorecards.com

AB	42
R	4
H	12
RBI	3
BB	6
SO	9
LOB	21

WP: 2	PA: 48		
PB: 0			
SB: 1			
CS: 3			

Batter	1	2	3	4	5	6	7	8	9	10	11	AB	R	H	RBI	BB	SO	LOB
Davey Lopes, R (1, 5) OBP: 0.419, SLG: 0.496	6-3		F5		L6			1B	K		K	5	0	1	0	0	1	4
Dave Martinez, L (1, 8) OBP: 0.250, SLG: 0.212	4-3		5-3			G3		1-2		F7		5	0	1	0	0	0	0
23 Ryne Sandberg, R (1, 4) OBP: 0.327, SLG: 0.432	4-3			5-3		F8		K		6-3		5	0	0	0	0	1	2
Keith Moreland, R (1, 3) OBP: 0.335, SLG: 0.396 Guy Hoffman, L (9, 1) Lee Smith, R (10, 1) Chris Speier, R (10, 5) OBP: 0.323, SLG: 0.382 Ron Cey, R (11, PH) OBP: 0.372, SLG: 0.504		HR 1B		K		F4		F4		1B BB		4 0 0 0 1	1 0 0 0 0	1 0 0 0 0	0 0 0 0 0	0 0 0 0 0	1 0 0 1 1	2 0 0 0 1
Thad Bosley, L (1, 7) OBP: 0.400, SLG: 0.350		F7		K			F7		SH1-3 1B	1B		5	1	2	0	0	1	1
Jody Davis, R (1, 2) OBP: 0.302, SLG: 0.438		1-H HR			FC3-6 1B		K		SH1-3 1-2	F9		4	1	2	2	0	1	2
Jerry Mumphrey, S (1, 9) OBP: 0.354, SLG: 0.331		4-3			FC3-6 BB 1-2f		1B		4-3 2-H 1B		FC1-6 BB	4	0	2	1	1	0	1
Shawon Dunston, R (1, 6) OBP: 0.315, SLG: 0.441		6-3			1-2 BB		F2		4-3 2-3		FC1-6 1-2f	4	0	0	0	1	0	3
Steve Trout, L (1, 1) OBP: 0.194, SLG: 0.200 Dave Gumpert, R (7, 1) Leon Durham, L (8, PH) OBP: 0.330, SLG: 0.388 (9, 3)			G3		K			4-3	IBB		K	2 0 2	0 0 0	0 0 0	0 0 0	0 0 0	1 0 1	2 0 1
Inning Stats	R: 0 H: 0 E: 0 LOB: 0 K: 0 BB: 0 S: 3 P: 3	R: 2 H: 2 E: 0 LOB: 0 K: 0 BB: 0 S: 5 P: 5	R: 0 H: 0 E: 0 LOB: 0 K: 0 BB: 0 S: 3 P: 3	R: 0 H: 0 E: 0 LOB: 0 K: 2 BB: 0 S: 7 P: 7	R: 0 H: 1 E: 0 LOB: 2 K: 1 BB: 1 S: 6 P: 10	R: 0 H: 0 E: 0 LOB: 0 K: 0 BB: 0 S: 3 P: 3	R: 0 H: 1 E: 0 LOB: 1 K: 1 BB: 0 S: 6 P: 6	R: 0 H: 2 E: 0 LOB: 2 K: 1 BB: 0 S: 7 P: 7	R: 1 H: 2 E: 0 LOB: 2 K: 1 BB: 1 S: 7 P: 11	R: 0 H: 1 E: 0 LOB: 2 K: 0 BB: 1 S: 4 P: 8	R: 0 H: 0 E: 0 LOB: 1 K: 2 BB: 1 S: 7 P: 11	1B: 8 SF: 0 2B: 0 SAC: 1 3B: 0 DP: 0 HR: 1 HBP: 0						

PITCHER		IP	WLS	BF	H	R	ER	SO	BB	IBB	HBP	BLK	WP	HR	S	P	ERA	WHIP
Bryn Smith, R ERA: 3.91	(1, 1)	6.0		22	3	2	2	3	1	0	0	0	0	1	27	31	3.00	0.667
Tim Burke, R ERA: 1.94	(7, 1)	1.1		7	3	0	0	1	0	0	0	0	0	0	9	9	0.00	2.250
Jeff Reardon, R ERA: 2.93	(8, 1)	1.2		8	2	1	1	2	0	1	0	0	0	0	11	15	5.40	1.200
Dan Schatzeder, L ERA: 2.45	(10, 1)	1.0	W	5	1	0	0	0	1	0	0	0	0	0	4	8	0.00	2.000
Bob McClure, L ERA: 2.83	(11, 1)	1.0	S	4	0	0	0	2	1	0	0	0	0	0	7	11	0.00	1.000

PITCHER	IP	WLS	BF	H	R	ER	SO	BB	IBB	HBP	BLK	WP	HR	S	P	ERA	WHIP

BOTTOM

Montreal Expos @ Chicago Cubs

Wrigley Field, Chicago, IL

Mon Jun 30 1986, 3:33 AM CDT

Att. 20,092 - Unknown

livebaseballscorecards.com

AB	41
R	3
H	9
RBI	3
BB	4
SO	8
LOB	19

WP: 0 PA: 46
PB: 0
SB: 0
CS: 0

Batter	1	2	3	4	5	6	7	8	9	AB	R	H	RBI	BB	SO	LOB
Tim Raines, S (1, 7) OBP: 0.413, SLG: 0.509	E 1B		FC4-6 S S 1-2f		F7			FC4-6 1-2 1B		4	0	2	0	0	0	1
Mitch Webster, S (1, 8) (8, 9) OBP: 0.346, SLG: 0.381	F7		K 1-2			K		FC4-6 1-2f 2-3		4	0	0	0	0	2	4
Andre Dawson, R (1, 9) OBP: 0.345, SLG: 0.562	F6		BB S 2-3			K		K		3	0	0	0	1	2	3
Tim Burke, R (8, 1)										0	0	0	0	0	0	0
Hubie Brooks, R (1, 6) OBP: 0.392, SLG: 0.604	E4 1-3		F9 1-2			4-3			G1-6-3 1B	4	0	1	0	0	0	3
Tim Wallach, R (1, 5) OBP: 0.348, SLG: 0.481	F3			F4			5-3		F4	4	0	0	0	0	0	3
Wayne Krenchicki, L (1, 3) OBP: 0.280, SLG: 0.365		F8		K			F7		G1-6-3 1-2f	3	0	0	0	0	1	0
Andres Galarraga, R (7, 3) OBP: 0.330, SLG: 0.412										1	0	0	0	0	0	1
Mike Fitzgerald, R (1, 2) OBP: 0.379, SLG: 0.471		5-3		K			K			3	0	0	0	0	2	0
Al Newman, S (1, 4) OBP: 0.313, SLG: 0.255		F9			F8			4-3		3	0	0	0	0	0	0
Andy McGaffigan, R (1, 1) OBP: 0.045, SLG: 0.045			FC4-6 1B		K			FC4-6 1B 1B		2	0	1	0	0	1	0
Dan Schatzeder, L (8, PH) OBP: 0.565, SLG: 0.778										1	0	1	0	0	0	0
(8, 1)																
Herm Winningham, L (8, 8) OBP: 0.298, SLG: 0.380										0	0	0	0	0	0	0
Inning Stats	R: 0 E: 1 K: 0 S: 5 H: 1 LOB: 2 BB: 0 P: 5	R: 0 E: 0 K: 0 S: 3 H: 0 LOB: 0 BB: 0 P: 3	R: 0 E: 0 K: 1 S: 6 H: 1 LOB: 2 BB: 1 P: 10	R: 0 E: 0 K: 2 S: 7 H: 0 LOB: 0 BB: 0 P: 7	R: 0 E: 0 K: 1 S: 5 H: 0 LOB: 0 BB: 0 P: 5	R: 0 E: 0 K: 2 S: 7 H: 0 LOB: 0 BB: 0 P: 7	R: 0 E: 0 K: 1 S: 5 H: 0 LOB: 0 BB: 0 P: 5	R: 0 E: 0 K: 1 S: 7 H: 2 LOB: 2 BB: 0 P: 7	R: 0 E: 0 K: 0 S: 3 H: 1 LOB: 0 BB: 0 P: 3	1B: 5 2B: 0 3B: 0 HR: 0	SF: 0 SAC: 0 DP: 1 HBP: 0						

TOP

Montreal Expos @ Chicago Cubs

Wrigley Field, Chicago, IL

Wed Jul 02 1986, 3:33 AM CDT

Att. 16,787 - Unknown

livebaseballscorecards.com

AB	32
R	0
H	5
RBI	0
BB	1
SO	8
LOB	15

WP: 0 PB: 0 SB: 3 CS: 0 PA: 33

PITCHER		IP	WLS	BF	H	R	ER	SO	BB	IBB	HBP	BLK	WP	HR	S	P	ERA	WHIP
Scott Sanderson, R ERA: 4.09	(1, 1)	7.0		25	2	0	0	7	1	0	0	0	0	0	38	42	0.00	0.429
Dave Gumpert, R ERA: 1.42	(8, 1)	1.0	W	5	2	0	0	1	0	0	0	0	0	0	7	7	0.00	2.000
Lee Smith, R ERA: 2.93	(9, 1)	1.0	S	3	1	0	0	0	0	0	0	0	0	0	3	3	0.00	1.000

PITCHER	IP	WLS	BF	H	R	ER	SO	BB	IBB	HBP	BLK	WP	HR	S	P	ERA	WHIP

Batter	1	2	3	4	5	6	7	8	9	AB	R	H	RBI	BB	SO	LOB
Dave Martinez, L (1, 8) OBP: 0.231, SLG: 0.194	F6		6-3		F7			4-3		3	0	0	0	0	0	1
Jerry Mumphrey, S (8, PH) OBP: 0.352, SLG: 0.329 (9, 8)										1	0	0	0	0	0	0
Thad Bosley, L (1, 7) OBP: 0.419, SLG: 0.365	L6			23 1B 23 E FC5-2 1B		23 WP 23 E 1B		BBBB 4-0 1B 1B BB		3	1	2	0	1	0	0
23 Ryne Sandberg, R (1, 4) OBP: 0.327, SLG: 0.431	SSS K			0-0 FC5-2 1-3 1B		SSS 0-3 K 1-3		0-0 E 1B 1-2 1B		3	0	1	0	0	2	1
Chris Speier, R (8, 4) OBP: 0.333, SLG: 0.393										1	0	1	0	0	0	0
Keith Moreland, R (1, 9) OBP: 0.331, SLG: 0.390		5-3		FC5-2 1-3 3-H		5-3		F7		4	0	0	0	0	0	5
Jody Davis, R (1, 2) OBP: 0.301, SLG: 0.435		SSS K		F3		1-3		E2 1-3 2-H 1B		4	0	1	1	0	1	3
Leon Durham, L (1, 3) OBP: 0.336, SLG: 0.386		4-3		IBB			BBBB FC4-6 BB	IBB		1	0	0	0	3	0	0
Ron Cey, R (1, 5) OBP: 0.362, SLG: 0.489		SSS K	SSS K				SSS K	F6		4	0	0	0	0	3	7
Lee Smith, R (9, 1)										0	0	0	0	0	0	0
Shawon Dunston, R (1, 6) OBP: 0.315, SLG: 0.443			6-3 2B		F4		FC4-6 1-2f			3	0	1	0	0	0	1
Scott Sanderson, R (1, 1) OBP: 0.077, SLG: 0.040			6-3 2-3		SSS K		4-3			2	0	0	0	0	1	1
Terry Francona, L (7, PH) OBP: 0.263, SLG: 0.236										1	0	0	0	0	0	1
Dave Gumpert, R (8, 1)										0	0	0	0	0	0	0
Davey Lopes, R (9, 5) OBP: 0.419, SLG: 0.496										0	0	0	0	0	0	0
Inning Stats	R: 0 E: 0 K: 1 S: 5 H: 0 LOB: 0 P: 5	R: 0 E: 0 K: 1 S: 5 H: 0 LOB: 0 BB: 0 P: 5	R: 0 E: 0 K: 1 S: 6 H: 1 LOB: 1 BB: 0 P: 6	R: 0 E: 1 K: 1 S: 7 H: 2 LOB: 3 BB: 1 P: 11	R: 0 E: 0 K: 1 S: 5 H: 0 LOB: 0 BB: 0 P: 5	R: 0 E: 1 K: 1 S: 6 H: 1 LOB: 1 BB: 0 P: 6	R: 0 E: 0 K: 1 S: 5 H: 0 LOB: 1 BB: 1 P: 9	R: 1 E: 1 K: 0 S: 5 H: 2 LOB: 3 BB: 2 P: 13		1B: 5 2B: 1 3B: 0 HR: 0	SF: 0 SAC: 0 DP: 0 HBP: 0						

PITCHER	IP	WLS	BF	H	R	ER	SO	BB	IBB	HBP	BLK	WP	HR	S	P	ERA	WHIP
Andy McGaffigan, R (1, 1) ERA: 3.21	7.0		27	4	0	0	7	1	1	0	0	1	0	39	47	0.00	0.714
Dan Schatzeder, L (8, 1) ERA: 2.63	0.1	L	2	0	1	1	0	1	0	0	0	0	0	1	5	27.00	3.000
Tim Burke, R (8, 1) ERA: 1.92	0.2		5	2	0	0	0	0	1	0	0	0	0	4	8	0.00	3.000

PITCHER	IP	WLS	BF	H	R	ER	SO	BB	IBB	HBP	BLK	WP	HR	S	P	ERA	WHIP

BOTTOM

Montreal Expos @ Chicago Cubs

Wrigley Field, Chicago, IL

Wed Jul 02 1986, 3:33 AM CDT

Att. 16,787 - Unknown

livebaseballscorecards.com

AB	30
R	1
H	6
RBI	1
BB	4
SO	7
LOB	20

1B: 5	SF: 0	WP: 1	PA: 34
2B: 1	SAC: 0	PB: 0	
3B: 0	DP: 0	SB: 0	
HR: 0	HBP: 0	CS: 0	

Batter	1	2	3	4	5	6	7	8	9	AB	R	H	RBI	BB	SO	LOB
Tim Raines, S (1, 7) OBP: 0.419, SLG: 0.509	G3 1B		1B 1-2 1B		BB 1B SF9 BB	K			K	4	1	2	0	1	2	2
George Wright, S (1, 8) OBP: 0.258, SLG: 0.333	G3 1-2		1-2 2-3 1B		SF9 BB 1-2 1B		CS 1B		FC6-4 BB	4	0	3	0	1	0	1
Andre Dawson, R (1, 9) OBP: 0.338, SLG: 0.538	K		K		S 1-2 2-3 BB		F7 1-2		FC6-4 1-2f	4	0	0	0	1	2	6
Hubie Brooks, R (1, 6) OBP: 0.381, SLG: 0.587	F9		G1-2-3 3-Hf		SF9 2-3 3-H		6-3			3	0	0	1	0	0	4
Tim Wallach, R (1, 5) OBP: 0.352, SLG: 0.477		FC5-4 1B		FC6-4 BB	K2-3 1-2			6-3 S BB		2	0	1	0	2	1	2
Andres Galarraga, R (1, 3) OBP: 0.323, SLG: 0.401		FC5-4 1-2f		K		K2-3		K 1-2		4	0	0	0	0	3	3
Vance Law, R (1, 4) OBP: 0.292, SLG: 0.303		F7		FC6-4 1-2f		4-3		6-3 2-3		4	0	0	0	0	0	3
Dann Bilardello, R (1, 2) OBP: 0.241, SLG: 0.288		F9		F9		BB 1B		F9		4	0	1	0	0	0	3
Joe Hesketh, R (1, 1)			1B 1B G1-2-3 BB		K	1-2 BB			F8	1	0	0	0	2	1	0
Jay Tibbs, R (8, 1) OBP: 0.233, SLG: 0.214										0	0	0	0	0	0	0
Wallace Johnson, S (9, PH)										1	0	0	0	0	0	0
Inning Stats	R: 0 E: 0 K: 1 S: 6 H: 1 LOB: 1 BB: 0 P: 6	R: 0 E: 0 K: 0 S: 4 H: 1 LOB: 1 BB: 0 P: 4	R: 0 E: 0 K: 1 S: 6 H: 2 LOB: 2 BB: 1 P: 10	R: 0 E: 0 K: 1 S: 5 H: 0 LOB: 1 BB: 1 P: 9	R: 1 E: 0 K: 2 S: 8 H: 1 LOB: 2 BB: 2 P: 16	R: 0 E: 0 K: 2 S: 8 H: 1 LOB: 2 BB: 1 P: 12	R: 0 E: 0 K: 0 S: 3 H: 1 LOB: 0 BB: 0 P: 3	R: 0 E: 0 K: 1 S: 5 H: 0 LOB: 1 BB: 1 P: 9	R: 0 E: 0 K: 1 S: 5 H: 0 LOB: 1 BB: 1 P: 9	1B: 7 2B: 0 3B: 0 HR: 0 SF: 1 SAC: 0 DP: 1 HBP: 0						

PITCHER	IP	WLS	BF	H	R	ER	SO	BB	IBB	HBP	BLK	WP	HR	S	P	ERA	WHIP
David Palmer, R (1, 1) ERA: 2.78	8.2	W	38	7	1	1	9	7	0	0	0	0	0	49	77	1.04	1.615
Gene Garber, R (9, 1) ERA: 1.47	0.1	S	1	0	0	0	0	0	0	0	0	0	0	1	1	0.00	0.000

PITCHER	IP	WLS	BF	H	R	ER	SO	BB	IBB	HBP	BLK	WP	HR	S	P	ERA	WHIP

TOP

Montreal Expos @ Atlanta Braves

Atlanta-Fulton County Stadium, Atlanta, GA

Thu Jul 03 1986, 7:05 PM EDT

Att. 18,268 - Unknown

livebaseballscorecards.com

AB	31
R	1
H	7
RBI	1
BB	7
SO	9
LOB	24

WP	0
PB	0
SB	2
CS	1
PA	39

Montreal Expos @ Atlanta Braves

Atlanta-Fulton County Stadium, Atlanta, GA

Thu Jul 03 1986, 7:05 PM EDT

Att. 18,268 - Unknown

livebaseballscorecards.com

Batter	1	2	3	4	5	6	7	8	9	AB	R	H	RBI	BB	SO	LOB
Bill Sample, R (1, 9) OBP: 0.309, SLG: 0.398	F8		K		F4		K			4	0	0	0	0	2	4
Omar Moreno, L (9, 9) OBP: 0.301, SLG: 0.405										0	0	0	0	0	0	0
Ken Griffey, L (1, 7) OBP: 0.347, SLG: 0.474	F2			K	1-2 2-H 3-H 1B			K		4	0	1	2	0	2	0
Dale Murphy, R (1, 8) OBP: 0.378, SLG: 0.486	5-3			E BB	F7			K		3	0	0	0	1	1	2
Bob Horner, R (1, 3) OBP: 0.347, SLG: 0.467		6-3		E3 G5-4-3 1-3		6-3		BB 1B 1B		4	1	1	0	0	0	1
Ozzie Virgil, R (1, 2) OBP: 0.352, SLG: 0.407		5-3		G5-4-3 1-2f		K		1B 1-2 BB		3	0	0	0	1	1	2
Rafael Ramirez, R (1, 6) OBP: 0.270, SLG: 0.345		F9			4-3			1-2 2-H 1B		3	0	1	1	1	0	0
Ken Oberkfell, L (1, 5) OBP: 0.384, SLG: 0.401			BLK 1B BB		WP S 1B HBP	4-3		5-3		2	1	0	0	1	0	3
Glenn Hubbard, R (1, 4) OBP: 0.362, SLG: 0.337			1-H 1B		BB 1-3 1B BB		5-3			2	1	1	0	1	0	0
David Palmer, R (1, 1) OBP: 0.154, SLG: 0.237			F6		1B 1-2 BB		4-3			2	0	0	0	1	0	1
Gene Garber, R (9, 1)										0	0	0	0	0	0	0

	AB	27
	R	3
	H	4
	RBI	3
	BB	6
	SO	6
	LOB	13

Inning Stats	1	2	3	4	5	6	7	8	9
	R: 0 H: 0 E: 0 LOB: 0 K: 0 BB: 0 S: 3 P: 3	R: 0 H: 0 E: 0 LOB: 0 K: 0 BB: 0 S: 3 P: 3	R: 0 H: 1 E: 0 LOB: 1 K: 1 BB: 1 S: 5 P: 9	R: 0 H: 0 E: 1 LOB: 1 K: 1 BB: 1 S: 5 P: 9	R: 2 H: 1 E: 0 LOB: 2 K: 0 BB: 2 S: 4 P: 13	R: 0 H: 0 E: 0 LOB: 1 K: 1 BB: 1 S: 5 P: 9	R: 0 H: 0 E: 0 LOB: 0 K: 1 BB: 0 S: 5 P: 5	R: 1 H: 2 E: 0 LOB: 2 K: 2 BB: 1 S: 9 P: 13	

1B: 4 SF: 0 WP: 1 PA: 34
2B: 0 SAC: 0 PB: 0
3B: 0 DP: 1 SB: 1
HR: 0 HBP: 1 CS: 0

PITCHER		IP	WLS	BF	H	R	ER	SO	BB	IBB	HBP	BLK	WP	HR	S	P	ERA	WHIP
Joe Hesketh, L ERA: 5.01	(1, 1)	7.2	L	33	4	3	3	6	6	0	1	1	1	0	38	63	3.52	1.304
Jay Tibbs, R ERA: 3.75	(8, 1)	0.1		1	0	0	0	0	0	0	0	0	0	0	1	1	0.00	0.000

PITCHER	IP	WLS	BF	H	R	ER	SO	BB	IBB	HBP	BLK	WP	HR	S	P	ERA	WHIP

Montreal Expos @ Atlanta Braves

Atlanta-Fulton County Stadium, Atlanta, GA

Fri Jul 04 1986, 7:05 PM EDT

Att. 46,609 - Unknown

TOP

livebaseballscorecards.com

Batter	1	2	3	4	5	6	7	8	9	AB	R	H	RBI	BB	SO	LOB
Tim Raines, S (1, 7) OBP: 0.415, SLG: 0.504	4-3		3-1	FC5-4 1B 1-2 2-H		6-3		F7		5	0	1	1	0	0	2
Mitch Webster, S (8, 7) OBP: 0.350, SLG: 0.383										0	0	0	0	0	0	0
George Wright, S (1, 8) OBP: 0.256, SLG: 0.324	3-1		K	F9 2-3		BB FC1-4		FC4-6 2B 1-2f 2-3		4	1	0	0	1	1	4
Andre Dawson, R (1, 9) OBP: 0.335, SLG: 0.534	K			L7 FC5-4 1-2f		FC1-4 FC4-6 1-2f		2B 1-H 3-H		5	0	1	2	0	1	3
Hubie Brooks, R (1, 6) OBP: 0.382, SLG: 0.586		1B 1B 1B		2B 1B 1B	G3	FC4-6 1-2f		4-3		4	2	2	0	0	0	1
Al Newman, S (7, 6) OBP: 0.310, SLG: 0.252										1	0	0	0	0	0	1
Tim Wallach, R (1, 5) OBP: 0.357, SLG: 0.485		1B G6-3 1-2 1B		1B 1B 1-3 2B	1B 2B 1B		K		K	4	3	3	0	0	1	0
Andres Galarraga, R (7, 3) OBP: 0.322, SLG: 0.399										1	0	0	0	0	1	0
Wayne Krenchicki, L (1, 3) OBP: 0.295, SLG: 0.367		G6-3 1-3 2-H 1B		1B 1B IBB	1-2 2B 1B		K		G3	4	2	2	1	1	1	0
(7, 5)																
Vance Law, R (1, 4) OBP: 0.290, SLG: 0.301	G6-3 1-2f 3-H		1B 1B 1-2 2-3 3-H 1B	F8		6-3		6-3		5	1	1	1	0	0	3
Mike Fitzgerald, R (1, 2) OBP: 0.380, SLG: 0.475	6-3		1B 1B 1-2 2-H 3-H 1B	1-H 2-H 2B				FC4-6 BB 2B BB		3	1	2	4	0	0	0
Dann Bilardello, R (6, 2) OBP: 0.250, SLG: 0.288										0	1	0	0	1	0	0
Floyd Youmans, R (1, 1) OBP: 0.275, SLG: 0.257			K	F9 1B 1-2 2-H 1B	5-3			FC4-6 1-2 BB		3	0	1	1	1	1	1
Dan Schatzeder, L (9, 1) OBP: 0.565, SLG: 0.778										0	0	0	0	0	0	0
Inning Stats	R: 0 E: 0 K: 1 S: 5 H: 0 LOB: 0 BB: 0 P: 5	R: 2 E: 0 K: 0 S: 5 H: 3 LOB: 0 BB: 0 P: 5	R: 0 E: 0 K: 2 S: 7 H: 0 LOB: 0 BB: 0 P: 7	R: 5 E: 0 K: 0 S: 9 H: 6 LOB: 2 BB: 1 P: 13	R: 2 E: 0 K: 0 S: 6 H: 3 LOB: 1 BB: 0 P: 6	R: 0 E: 0 K: 0 S: 3 H: 0 LOB: 1 BB: 1 P: 7	R: 0 E: 0 K: 2 S: 7 H: 0 LOB: 0 BB: 0 P: 7	R: 2 E: 0 K: 0 S: 4 H: 1 LOB: 1 BB: 2 P: 12	R: 0 E: 0 K: 1 S: 5 H: 0 LOB: 0 BB: 0 P: 5	1B: 10 2B: 3 3B: 0 HR: 0 SF: 0 SAC: 0 DP: 1 HBP: 0						

	AB	39
	R	11
	H	13
	RBI	10
	BB	4
	SO	6
	LOB	15

WP: 0 PB: 0 SB: 0 CS: 0 PA: 43

PITCHER		IP	WLS	BF	H	R	ER	SO	BB	IBB	HBP	BLK	WP	HR	S	P	ERA	WHIP
Rick Mahler, R ERA: 4.55	(1, 1)	3.1	L	18	8	7	7	3	0	1	0	0	0	0	23	27	18.90	2.400
Joe Johnson, R ERA: 4.97	(4, 1)	1.2		9	4	2	2	0	0	0	0	0	0	0	9	9	10.80	2.400
Steve Shields, R ERA: 6.52	(6, 1)	3.0		13	1	2	2	2	3	0	0	0	0	0	14	26	6.00	1.333
Ed Olwine, L ERA: 1.74	(9, 1)	1.0		3	0	0	0	1	0	0	0	0	0	0	5	5	0.00	0.000

PITCHER	IP	WLS	BF	H	R	ER	SO	BB	IBB	HBP	BLK	WP	HR	S	P	ERA	WHIP

Batter	1	2	3	4	5	6	7	8	9	AB	R	H	RBI	BB	SO	LOB
Omar Moreno, L (1, 9) OBP: 0.300, SLG: 0.401	x 0-0 CS S 1B	x 0-0 F5 ③			S S S 0-3 K ③			x 0-0 4-3 ① 2-3 3-H		4	0	1	1	0	1	4
Ken Oberkfell, L (1, 5) OBP: 0.386, SLG: 0.397	S S S 0-3 K ① 1-2		B B B B 4-0 FC3-6 BB			x 0-0 3-1 ①		B B B B 4-0 2B SF9 BB		2	1	0	0	2	1	1
Dale Murphy, R (1, 8) OBP: 0.376, SLG: 0.486	S S S 0-3 K ② ③ 2-3		x 0-0 FC3-6 ① G6-4-3 1-2f			x 0-0 F3 ②		x 0-0 1-3 2B 3-H		4	0	1	1	0	1	2
Bob Horner, R (1, 3) OBP: 0.346, SLG: 0.464		B B B B 4-0 BB 1B BB BB	x 0-0 G6-4-3 ② ③ 1-2f			x 0-0 F9 ③		x 0-0 SF9 ② 3-H		2	1	0	1	1	0	1
Ken Griffey, L (1, 7) OBP: 0.346, SLG: 0.470		x 0-0 BB BB 1-2 1B		x 0-0 4-3 ①			x 0-0 F7 ①	S S S 0-3 K ③		4	0	1	0	0	1	1
Rafael Ramirez, R (1, 6) OBP: 0.276, SLG: 0.344		B B B B 4-0 BB 1-2 2-3 BB		x 0-0 F7 ②			B B B B 4-0 G1-6-3 BB		B B B B 4-0 1B SF9 BB	1	1	0	0	3	0	0
Ozzie Virgil, R (1, 2) OBP: 0.350, SLG: 0.404	S S S 0-3 K ①			x 0-0 1-3 ③			x 0-0 G1-6-3 ② ③ 1-2f		x 0-0 G6-4-3 1-3 1B	4	0	1	0	0	1	4
Glenn Hubbard, R (1, 4) OBP: 0.356, SLG: 0.332		x 0-0 L4 ②			x 0-0 F7 ①			x 0-0 E6 2B 4-3	x 0-0 SF9 ① 3-H	3	1	0	1	0	0	3
Rick Mahler, R (1, 1) OBP: 0.241, SLG: 0.235 Joe Johnson, R (4, 1) OBP: 0.143, SLG: 0.115 Bill Sample, R (5, PH) OBP: 0.307, SLG: 0.395 Steve Shields, R (6, 1) Chris Chambliss, L (8, PH) OBP: 0.433, SLG: 0.481 Ed Olwine, R (9, 1) Terry Harper, R (9, PH) OBP: 0.278, SLG: 0.315		B B B B 4-0 1-2 2-3 3-H BB			x 0-0 5-3 ②			x 0-0 4-3 1-3 2B 2B	x 0-0 G6-4-3 ② ③ 1-2f	0 0 1 0 1 0 0 1	0 0 0 0 1 0 0 0	0 0 0 0 1 0 0 0	1 0 0 0 0 0 0 0	1 0 0 0 0 0 0 0	0 0 0 0 0 0 0 0	0 0 0 0 0 0 0 1
Inning Stats	R: 0 E: 0 K: 2 S: 7 H: 1 LOB: 1 BB: 0 P: 7	R: 1 E: 0 K: 1 S: 6 H: 1 LOB: 3 BB: 3 P: 18	R: 0 E: 0 K: 0 S: 2 H: 0 LOB: 0 BB: 1 P: 6	R: 0 E: 0 K: 0 S: 3 H: 0 LOB: 0 BB: 0 P: 3	R: 0 E: 0 K: 1 S: 5 H: 0 LOB: 0 BB: 0 P: 5	R: 0 E: 0 K: 0 S: 3 H: 0 LOB: 0 BB: 0 P: 3	R: 0 E: 0 K: 0 S: 2 H: 0 LOB: 0 BB: 1 P: 6	R: 3 E: 1 K: 1 S: 8 H: 2 LOB: 1 BB: 1 P: 12	R: 1 E: 0 K: 0 S: 3 H: 1 LOB: 0 BB: 1 P: 7	1B: 3 2B: 3 3B: 0 HR: 0	SF: 2 SAC: 0 DP: 4 HBP: 0			WP: 0 PB: 0 SB: 1 CS: 1	PA: 36		

PITCHER		IP	WLS	BF	H	R	ER	SO	BB	IBB	HBP	BLK	WP	HR	S	P	ERA	WHIP
Floyd Youmans, R ERA: 4.42	(1, 1)	8.0	W	34	5	5	3	5	7	0	0	0	0	0	37	65	3.38	1.500
Dan Schatzeder, L ERA: 2.57	(9, 1)	1.0		2	0	0	0	0	0	0	0	0	0	0	2	2	0.00	0.000

PITCHER	IP	WLS	BF	H	R	ER	SO	BB	IBB	HBP	BLK	WP	HR	S	P	ERA	WHIP

Montreal Expos @ Atlanta Braves

Atlanta-Fulton County Stadium, Atlanta, GA

Fri Jul 04 1986, 7:05 PM EDT

Att. 46,609 - Unknown

BOTTOM

livebaseballscorecards.com

AB	27
R	5
H	5
RBI	5
BB	7
SO	5
LOB	17

Batter	1	2	3	4	5	6	7	8	9	AB	R	H	RBI	BB	SO	LOB
Mitch Webster, S (1, 9) OBP: 0.351, SLG: 0.387	F8 SF8 2B		F8	4-3		F8		G6-4-3 1B		5	1	2	0	0	0	2
George Wright, S (1, 8) OBP: 0.255, SLG: 0.327	F8 2-3		K		3B 2B	FC4-6 1-2f		G6-4-3 1-2f		5	1	1	0	0	1	4
Tim Raines, S (1, 7) OBP: 0.412, SLG: 0.507	SF8 3-H		G3		1B 3B 2-H	G3		4-3		4	1	1	2	0	0	2
Hubie Brooks, R (1, 6) OBP: 0.381, SLG: 0.581	F7			5-3	4-3		2B 1B 1B		K	4	1	1	0	0	0	1
Vance Law, R (7, 4) OBP: 0.289, SLG: 0.300										1	0	0	0	0	1	0
Tim Wallach, R (1, 5) OBP: 0.364, SLG: 0.516		F7		HR	1B FC6 1B 3-H		1-3 1B 2B		HR	5	4	4	3	0	0	0
Wayne Krenchicki, L (1, 3) OBP: 0.304, SLG: 0.373		F4		6-3	FC6 1-3 1B		L6 1B 2-H 3-H 1B		5-3	4	0	2	2	0	0	0
Andres Galarraga, R (7, 3) OBP: 0.321, SLG: 0.397										1	0	0	0	0	0	0
Mike Fitzgerald, R (1, 2) OBP: 0.383, SLG: 0.479		B B B S BB		HR 2B	FC6 1-2f WP 3-H		F4 1B		F3	3	2	1	1	1	0	2
Dann Bilardello, R (7, 2) OBP: 0.247, SLG: 0.284										1	0	0	0	0	0	0
Al Newman, S (1, 4) (7, 6) OBP: 0.317, SLG: 0.255		1-3 1-2		HR IBB	4-3 3-H		1-2 1B			3	1	1	0	1	0	1
Bryn Smith, R (1, 1) OBP: 0.171, SLG: 0.188			1B	HR 1-H 2-H		FC4-6 1B	L6 2-3			3	1	3	3	0	0	0
Wallace Johnson, S (7, PH)										1	0	0	0	0	0	2
Dan Schatzeder, L (7, 1) OBP: 0.565, SLG: 0.778										0	0	0	0	0	0	0
Inning Stats	R: 1 E: 0 K: 0 S: 4 / H: 1 LOB: 0 BB: 0 P: 4	R: 0 E: 0 K: 0 S: 3 / H: 0 LOB: 1 BB: 1 P: 7	R: 0 E: 0 K: 1 S: 6 / H: 1 LOB: 1 BB: 0 P: 6	R: 4 E: 0 K: 0 S: 6 / H: 3 LOB: 0 BB: 1 P: 10	R: 4 E: 1 K: 0 S: 7 / H: 4 LOB: 0 BB: 0 P: 7	R: 0 E: 0 K: 0 S: 4 / H: 1 LOB: 1 BB: 0 P: 4	R: 2 E: 0 K: 0 S: 6 / H: 4 LOB: 1 BB: 0 P: 6	R: 0 E: 0 K: 0 S: 3 / H: 1 LOB: 0 BB: 0 P: 3	R: 1 E: 0 K: 1 S: 6 / H: 1 LOB: 0 BB: 0 P: 6	1B: 8 2B: 5 3B: 1 HR: 3	SF: 1 SAC: 0 DP: 2 HBP: 0						

TOP

Montreal Expos @ Atlanta Braves

Atlanta-Fulton County Stadium, Atlanta, GA

Sat Jul 05 1986, 7:05 PM EDT

Att. 33,665 - Unknown

livebaseballscorecards.com

AB	40
R	12
H	16
RBI	11
BB	2
SO	2
LOB	14

WP: 1 PB: 0 SB: 1 CS: 0 PA: 43

PITCHER		IP	WLS	BF	H	R	ER	SO	BB	IBB	HBP	BLK	WP	HR	S	P	ERA	WHIP
Craig McMurtry, R ERA: 4.52	(1, 1)	4.0	L	19	5	5	5	1	1	1	0	0	0	2	19	27	11.25	1.500
Ed Olwine, L ERA: 3.48	(5, 1)	0.0		2	2	2	2	0	0	0	0	0	0	0	2	2	∞	∞
Jeff Dedmon, R ERA: 3.14	(5, 1)	2.0		9	3	2	1	0	0	0	0	0	1	0	9	9	4.50	1.500
Steve Shields, R ERA: 7.11	(7, 1)	3.0		13	6	3	3	1	0	0	0	0	0	1	15	15	9.00	2.000

PITCHER	IP	WLS	BF	H	R	ER	SO	BB	IBB	HBP	BLK	WP	HR	S	P	ERA	WHIP

BOTTOM

Batter	1	2	3	4	5	6	7	8	9	AB	R	H	RBI	BB	SO	LOB
Omar Moreno, L (1, 9) OBP: 0.299, SLG: 0.398	FC5-4 1B		E3 1B	L4			F7		F8 2-3	4	0	1	0	0	0	1
Bill Sample, R (9, PH) OBP: 0.305, SLG: 0.392										1	0	0	0	0	0	2
Ken Oberkfell, L (1, 5) OBP: 0.387, SLG: 0.398	F7		2-3 1B		F8		6-3		1-H 3-H HR	2	0	1	0	0	0	1
Ted Simmons, S (5, 5) OBP: 0.343, SLG: 0.419										3	1	1	3	0	0	0
Dale Murphy, R (1, 8) OBP: 0.374, SLG: 0.480	FC5-4 1-2f		L4		6-3		6-3		B B B 1B BB	4	0	0	0	1	0	3
Bob Horner, R (1, 3) OBP: 0.344, SLG: 0.459	5-3		5-3		S S S K			5-3	1-2 1B	5	0	1	0	0	1	3
Ken Griffey, L (1, 7) OBP: 0.347, SLG: 0.469		F5		6-3		1B 1B		G5-4-3 1B	L4	5	0	2	0	0	0	2
Rafael Ramirez, R (1, 6) OBP: 0.276, SLG: 0.342		6-3		F9 S E 1B		F8		G5-4-3 1-2f		4	1	1	0	0	0	2
Bruce Benedict, R (1, 2) OBP: 0.371, SLG: 0.446		1B		F9 1-3		1-2 1B			F4	4	0	2	0	0	0	1
Glenn Hubbard, R (1, 4) OBP: 0.354, SLG: 0.330		S S S K		E9 WP 1B 3-H		F8			F8 1B HR 1B	4	2	1	0	0	1	3
Craig McMurtry, R (1, 1) OBP: 0.200, SLG: 0.143			1-3	2-H 1B		S S S K			1-2 HR 1B	1	0	0	0	0	0	0
Chris Chambliss, L (4, PH) OBP: 0.443, SLG: 0.491										1	0	1	1	0	0	0
Ed Olwine, R (5, 1)										0	0	0	0	0	0	0
Jeff Dedmon, L (5, 1) OBP: 0.250, SLG: 0.250										0	0	0	0	0	0	0
Terry Harper, R (6, PH) OBP: 0.277, SLG: 0.313										1	0	0	0	0	1	2
Steve Shields, R (7, 1)										0	0	0	0	0	0	0
Andres Thomas, R (9, PH) OBP: 0.320, SLG: 0.484										1	1	1	0	0	0	0
Inning Stats	R: 0 E: 1 K: 0 S: 4 H: 1 LOB: 1 BB: 0 P: 4	R: 0 E: 0 K: 1 S: 6 H: 1 LOB: 1 BB: 0 P: 6	R: 0 E: 1 K: 0 S: 5 H: 1 LOB: 2 BB: 0 P: 5	R: 2 E: 1 K: 0 S: 6 H: 2 LOB: 1 BB: 0 P: 6	R: 0 E: 0 K: 1 S: 5 H: 0 LOB: 0 BB: 0 P: 5	R: 0 E: 0 K: 1 S: 7 H: 2 LOB: 2 BB: 0 P: 7	R: 0 E: 0 K: 0 S: 3 H: 0 LOB: 0 BB: 0 P: 3	R: 0 E: 0 K: 0 S: 3 H: 1 LOB: 0 BB: 0 P: 3	R: 3 E: 0 K: 0 S: 7 H: 4 LOB: 2 BB: 1 P: 11	1B: 11 2B: 0 3B: 0 HR: 1	SF: 0 SAC: 0 DP: 1 HBP: 0						

PITCHER	IP	WLS	BF	H	R	ER	SO	BB	IBB	HBP	BLK	WP	HR	S	P	ERA	WHIP
Bryn Smith, R (1, 1) ERA: 3.69	6.0	W	27	7	2	0	3	0	0	0	0	1	0	33	33	0.00	1.167
Dan Schatzeder, L (7, 1) ERA: 2.94	3.0	S	14	5	3	3	0	1	0	0	0	0	1	13	17	9.00	2.000

PITCHER	IP	WLS	BF	H	R	ER	SO	BB	IBB	HBP	BLK	WP	HR	S	P	ERA	WHIP

Montreal Expos @ Atlanta Braves

Atlanta-Fulton County Stadium, Atlanta, GA

Sat Jul 05 1986, 7:05 PM EDT

Att. 33,665 - Unknown

livebaseballscorecards.com

AB	40
R	5
H	12
RBI	4
BB	1
SO	3
LOB	20

WP: 1	PA: 41		
PB: 0			
SB: 1			
CS: 0			

Batter	1	2	3	4	5	6	7	8	9	AB	R	H	RBI	BB	SO	LOB
Mitch Webster, S (1, 7) OBP: 0.360, SLG: 0.412	CS 1B		2-H 2B		F 2B S 1B; 1-3 1B		HR		F9 ②	6	2	5	3	0	0	0
George Wright, S (1, 8) OBP: 0.257, SLG: 0.333	F8 ①		K		1-H HR 2B; K ③		5-3 ②		1B	6	1	2	1	0	2	5
Andre Dawson, R (1, 9) OBP: 0.335, SLG: 0.548	1-2 2B ②		6-3 ③		2-H HR	F8 ①	K ③		4-3 ③	6	1	2	2	0	1	2
Hubie Brooks, R (1, 6) OBP: 0.381, SLG: 0.581	F4 ③			F9 ①	PB FC5-4 2B	6-3 ②		SH3-4 BB 1B		5	1	2	0	0	0	1
Tim Wallach, R (1, 5) OBP: 0.368, SLG: 0.513		F9 ①		2B BB	K ①	2B BB		G5-3 SH3-4 1-2 BB		2	1	0	0	3	1	1
Andres Galarraga, R (1, 3) OBP: 0.321, SLG: 0.394 Wayne Krenchicki, L (5, PR) OBP: 0.312, SLG: 0.393 (5, 3) Jeff Reardon, R (8, 1) OBP: 0.167, SLG: 0.167		K ②	K ②	1-0 FC5-4 2-3 HBP		2B 1-3		SH3-4 ① 1-2 2-3		2 1 0	0 0 0	0 1 0	0 0 0	0 0 0	2 0 0	1 0 0
Mike Fitzgerald, R (1, 2) OBP: 0.389, SLG: 0.482		4-3 ③	1-H HR 2B	FC5-4 ② 1B 1-2f 3-H	H 1-0 FC6-4 HBP			BB		3	2	1	2	1	0	1
Al Newman, S (1, 4) OBP: 0.328, SLG: 0.291			SH1-4 2B BB	2-H HR	1B 1-2 1B	1-2f		2-3f		4	3	2	2	1	0	6
Andy McGaffigan, R (1, 1) OBP: 0.083, SLG: 0.083 Tim Burke, R (5, 1) Vance Law, R (8, 3) OBP: 0.288, SLG: 0.298			SH1-4 ① 1-2	6-3 ③	1B 1-3 2-H 1B		4-3 ①		F4 ①	2 1 1	0 0 0	1 0 0	1 0 0	0 0 0	0 0 0	0 0 0
Inning Stats	R: 0 E: 0 K: 0 S: 4 H: 2 LOB: 1 BB: 0 P: 4	R: 0 E: 0 K: 1 S: 5 H: 0 LOB: 0 BB: 0 P: 5	R: 1 E: 0 K: 1 S: 6 H: 1 LOB: 1 BB: 1 P: 10	R: 3 E: 0 K: 1 S: 7 H: 2 LOB: 0 BB: 1 P: 11	R: 6 E: 0 K: 2 S: 14 H: 7 LOB: 3 BB: 0 P: 15	R: 0 E: 0 K: 0 S: 4 H: 1 LOB: 3 BB: 1 P: 9	R: 1 E: 0 K: 1 S: 6 H: 1 LOB: 0 BB: 0 P: 6	R: 0 E: 0 K: 0 S: 3 H: 1 LOB: 2 BB: 2 P: 11	R: 0 E: 0 K: 0 S: 4 H: 1 LOB: 1 BB: 0 P: 4	1B: 7 2B: 6 3B: 0 HR: 3	SF: 0 SAC: 2 DP: 1 HBP: 2						

PITCHER		IP	WLS	BF	H	R	ER	SO	BB	IBB	HBP	BLK	WP	HR	S	P	ERA	WHIP
Zane Smith, L ERA: 3.28	(1, 1)	4.0	L	22	9	8	8	3	2	0	0	0	0	2	26	34	18.00	2.750
Jeff Dedmon, R ERA: 3.4	(5, 1)	2.0		13	4	2	2	2	1	0	2	0	0	0	14	20	9.00	2.500
Paul Assenmacher, L ERA: 2.29	(7, 1)	2.0		9	2	1	1	1	2	0	0	0	0	1	9	17	4.50	2.000
Gene Garber, R ERA: 1.43	(9, 1)	1.0		4	1	0	0	0	0	0	0	0	0	0	4	4	0.00	1.000

PITCHER	IP	WLS	BF	H	R	ER	SO	BB	IBB	HBP	BLK	WP	HR	S	P	ERA	WHIP

Montreal Expos @ Atlanta Braves

Atlanta-Fulton County Stadium, Atlanta, GA

Sun Jul 06 1986, 3:33 AM EDT

Att. 18,153 - Unknown

TOP

livebaseballscorecards.com

AB	39
R	11
H	16
RBI	11
BB	5
SO	6
LOB	17

WP: 0 PB: 1 SB: 1 CS: 1 PA: 48

BOTTOM

Batter	1	2	3	4	5	6	7	8	9	AB	R	H	RBI	BB	SO	LOB
Omar Moreno, L (1, 9) OBP: 0.298, SLG: 0.394	F8		L6		F9		1B	F4		4	0	1	0	0	0	2
Ted Simmons, S (8, PH) (9, 5) OBP: 0.338, SLG: 0.413										1	0	0	0	0	0	2
Ken Oberkfell, L (1, 5) (9, 4) OBP: 0.394, SLG: 0.407	G6-4-3 1B			K	1-2 HR 3-H 1B		1-2 1B		G5-4-3 1B	5	1	4	1	0	1	0
Dale Murphy, R (1, 8) OBP: 0.369, SLG: 0.472	G6-4-3 1-2f			K	L4		F8		G5-4-3 1-2f	5	0	0	0	0	1	6
Bob Horner, R (1, 3) OBP: 0.351, SLG: 0.507		HR		HR	1-H 2-H HR		F3		HR	5	4	4	6	0	0	2
Ken Griffey, L (1, 7) OBP: 0.348, SLG: 0.467		3-1		1B	S 1B		F7		F9	5	0	2	0	0	0	2
Andres Thomas, R (1, 6) OBP: 0.318, SLG: 0.476		6-3		F5	SSS K 1-2			5-3 1B		4	0	1	0	0	1	2
Ozzie Virgil, R (1, 2) OBP: 0.349, SLG: 0.406		6-3			2B 2B		F4	5-3 1-2		4	1	1	0	0	0	1
Glenn Hubbard, R (1, 4) OBP: 0.354, SLG: 0.335			F8		SH 1B 2B 2-H		F8	BBBBB BB		3	1	1	1	0	0	0
Chris Chambliss, L (8, PH) OBP: 0.452, SLG: 0.491										0	0	0	0	1	0	0
Gene Garber, R (9, 1)										0	0	0	0	0	0	0
Zane Smith, L (1, 1) OBP: 0.111, SLG: 0.091			4-3		SH 1B HR 2-3		5-3	SSS K		1	0	0	0	0	0	0
Jeff Dedmon, L (5, 1) OBP: 0.250, SLG: 0.250										0	1	0	0	0	0	0
Bill Sample, R (6, PH) OBP: 0.303, SLG: 0.389										1	0	0	0	0	0	0
Paul Assenmacher, L (7, 1)										0	0	0	0	0	0	0
Rafael Ramirez, R (8, PH) OBP: 0.275, SLG: 0.341										1	0	0	0	0	1	2
(9, 9)																
Inning Stats	R: 0 E: 0 K: 0 S: 3 H: 1 LOB: 0 BB: 0 P: 3	R: 1 E: 0 K: 0 S: 4 H: 1 LOB: 0 BB: 0 P: 4	R: 0 E: 0 K: 0 S: 3 H: 0 LOB: 0 BB: 0 P: 3	R: 1 E: 0 K: 2 S: 9 H: 2 LOB: 1 BB: 0 P: 9	R: 5 E: 1 K: 1 S: 11 H: 5 LOB: 1 BB: 0 P: 11	R: 0 E: 0 K: 0 S: 3 H: 0 LOB: 0 BB: 0 P: 3	R: 0 E: 0 K: 0 S: 5 H: 2 LOB: 2 BB: 0 P: 5	R: 0 E: 0 K: 1 S: 6 H: 1 LOB: 2 BB: 1 P: 10	R: 1 E: 0 K: 0 S: 4 H: 2 LOB: 0 BB: 0 P: 4	1B: 8 2B: 2 3B: 0 HR: 4	SF: 0 SAC: 1 DP: 2 HBP: 0						

PITCHER		IP	WLS	BF	H	R	ER	SO	BB	IBB	HBP	BLK	WP	HR	S	P	ERA	WHIP
Andy McGaffigan, R ERA: 3.47	(1, 1)	4.2		22	8	7	4	2	0	0	0	0	0	3	26	26	7.71	1.714
Tim Burke, R ERA: 1.84	(5, 1)	2.2	W	13	4	0	0	1	1	0	0	0	0	0	14	18	0.00	1.875
Jeff Reardon, R ERA: 3.0	(8, 1)	1.2	S	6	2	1	1	1	0	0	0	0	0	1	8	8	5.40	1.200

PITCHER	IP	WLS	BF	H	R	ER	SO	BB	IBB	HBP	BLK	WP	HR	S	P	ERA	WHIP

Montreal Expos @ Atlanta Braves

Atlanta-Fulton County Stadium, Atlanta, GA

Sun Jul 06 1986, 3:33 AM EDT

Att. 18,153 - Unknown

livebaseballscorecards.com

AB	39
R	8
H	14
RBI	8
BB	1
SO	4
LOB	19

1B: 8	SF: 0	WP: 0	PA: 41
2B: 2	SAC: 1	PB: 0	
3B: 0	DP: 2	SB: 1	
HR: 4	HBP: 0	CS: 0	

Batter	1	2	3	4	5	6	7	8	9	AB	R	H	RBI	BB	SO	LOB
Bill Doran, S (1, 4) OBP: 0.366, SLG: 0.376	F9		S HR 2B		F7		F3		FC6 1B 1-2 HR 1B	5	2	2	0	0	0	1
Ty Gainey, L (1, 8) (8, 7) OBP: 0.455, SLG: 0.474	6-3		K		F8		5-3		E HR 1-2 2-3 1B	5	1	1	0	0	1	2
Denny Walling, L (1, 5) OBP: 0.368, SLG: 0.426	4-3		L4 2-3		4-0 HR 1-2 BB		4-0 BB		FC6 HR 1-2 2-3 3-H	3	2	0	1	2	0	3
Glenn Davis, R (1, 3) OBP: 0.330, SLG: 0.521		1-0 BB 2B HBP	0-0 HR 3-H		0-0 HR 1-H 2-H		0-0 6-3		K	4	3	2	5	0	1	4
Kevin Bass, S (1, 9) OBP: 0.371, SLG: 0.512		4-0 2B CS 1-2 BB	F8		K			F8	HR 1-H 2-H 3-H	4	1	1	4	1	1	0
Jose Cruz, L (1, 7) OBP: 0.324, SLG: 0.319 Aurelio Lopez, R (8, 1)		CS 1-3 2-H 2B		F7		SF7 3B		K	K	4 1	1 0	2 0	1 0	0 0	1 1	0 0
Craig Reynolds, L (1, 6) OBP: 0.277, SLG: 0.365		K		F2		4-3		6-3		4	0	0	0	0	1	3
John Mizerock, L (1, 2) OBP: 0.400, SLG: 0.214 Jim Pankovits, R (9, 2) OBP: 0.333, SLG: 0.372		CS IBB		K		SF7 3-H			K	2 0	0 0	0 0	1 0	1 0	2 0	0 0
Mike Scott, R (1, 1) OBP: 0.118, SLG: 0.100 Tony Walker, R (8, 8) OBP: 0.292, SLG: 0.328		K 1-2 2-3 3-H			BB HR 1B	K			1B 1B FC6 1B	3 1	1 1	1 1	0 0	0 0	2 0	3 0
Inning Stats	R: 0 E: 0 K: 0 S: 3 H: 0 LOB: 0 BB: 0 P: 3	R: 1 E: 0 K: 2 S: 7 H: 1 LOB: 2 BB: 2 P: 16	R: 2 E: 0 K: 1 S: 7 H: 2 LOB: 0 BB: 0 P: 7	R: 0 E: 0 K: 1 S: 5 H: 0 LOB: 0 BB: 0 P: 5	R: 3 E: 0 K: 1 S: 7 H: 2 LOB: 0 BB: 1 P: 11	R: 1 E: 0 K: 1 S: 6 H: 1 LOB: 0 BB: 0 P: 6	R: 0 E: 0 K: 0 S: 3 H: 0 LOB: 1 BB: 1 P: 7	R: 0 E: 0 K: 1 S: 5 H: 0 LOB: 0 BB: 0 P: 5	R: 5 E: 1 K: 3 S: 14 H: 4 LOB: 0 BB: 0 P: 14	1B: 4 2B: 2 3B: 1 HR: 3	SF: 1 SAC: 0 DP: 0 HBP: 1					

PITCHER	IP	WLS	BF	H	R	ER	SO	BB	IBB	HBP	BLK	WP	HR	S	P	ERA	WHIP
Dennis Martinez, R (1, 1) ERA: 8.17	5.0	L	23	5	6	6	5	2	1	1	0	0	2	29	42	10.80	1.400
Bob McClure, L (6, 1) ERA: 3.19	2.0		8	1	1	1	1	1	0	0	0	0	0	9	13	4.50	1.000
Dan Schatzeder, L (8, 1) ERA: 3.0	2.0		11	4	5	1	4	0	0	0	0	0	1	19	19	4.50	2.000

PITCHER	IP	WLS	BF	H	R	ER	SO	BB	IBB	HBP	BLK	WP	HR	S	P	ERA	WHIP

Houston Astros @ Montreal Expos

Olympic Stadium, Montreal, QB

Mon Jul 07 1986, 7:05 PM EDT

Att. 17,694 - Unknown

TOP

livebaseballscorecards.com

AB	36
R	12
H	10
RBI	12
BB	4
SO	10
LOB	16

Houston Astros @ Montreal Expos

Olympic Stadium, Montreal, QB

Mon Jul 07 1986, 7:05 PM EDT

Att. 17,694 - Unknown

BOTTOM

Batter	1	2	3	4	5	6	7	8	9	AB	R	H	RBI	BB	SO	LOB
Tim Raines, S (1, 7) OBP: 0.416, SLG: 0.512	S 1B		4-3 BB		2B			F7		3	0	2	0	1	0	0
Mitch Webster, S (1, 8) OBP: 0.355, SLG: 0.406	K 1-2		4-3 1-2		5-3			6-3		4	0	0	0	0	1	3
Andre Dawson, R (1, 9) OBP: 0.329, SLG: 0.537	K		K			F7		F8		4	0	0	0	0	2	1
Hubie Brooks, R (1, 6) OBP: 0.379, SLG: 0.576	K			6-3		WP 1B			F9	4	0	1	0	0	1	1
Tim Wallach, R (1, 5) OBP: 0.366, SLG: 0.507		K		BB		F3 1-2			F8	3	0	0	0	1	1	1
Wayne Krenchicki, L (1, 3) OBP: 0.309, SLG: 0.379		2B SF7 BB		F7		4-3			F7	3	1	0	0	1	0	2
Dann Bilardello, R (1, 2) OBP: 0.250, SLG: 0.299		SF7 1-3 2B		F8			K			3	0	1	0	0	1	1
Al Newman, S (1, 4) OBP: 0.320, SLG: 0.286		SF7 2-3 3-H			1-3		L1			2	0	0	1	0	0	0
Dennis Martinez, R (1, 1) OBP: 0.250, SLG: 0.500 Wallace Johnson, S (5, PH) Bob McClure, R (6, 1) Dan Schatzeder, L (7, PH) OBP: 0.542, SLG: 0.737 (8, 1)		K			F5		L1			1 1 0 1	0 0 0 0	0 0 0 0	0 0 0 0	0 0 0 0	1 0 0 0	1 0 0 0
Inning Stats	R: 0 E: 0 K: 3 S: 10 H: 1 LOB: 1 BB: 0 P: 10	R: 1 E: 0 K: 2 S: 8 H: 1 LOB: 1 BB: 1 P: 12	R: 0 E: 0 K: 1 S: 4 H: 0 LOB: 0 BB: 1 P: 8	R: 0 E: 0 K: 0 S: 3 H: 0 LOB: 1 BB: 1 P: 7	R: 0 E: 0 K: 0 S: 4 H: 1 LOB: 1 BB: 0 P: 4	R: 0 E: 0 K: 0 S: 4 H: 1 LOB: 1 BB: 0 P: 4	R: 0 E: 0 K: 1 S: 5 H: 0 LOB: 0 BB: 0 P: 5	R: 0 E: 0 K: 0 S: 3 H: 0 LOB: 0 BB: 0 P: 3	R: 0 E: 0 K: 0 S: 3 H: 0 LOB: 0 BB: 0 P: 3	1B: 2 2B: 2 3B: 0 HR: 0 SF: 1 SAC: 0 DP: 0 HBP: 0				WP: 1 PB: 0 SB: 1 CS: 0		PA: 33

	AB	29
	R	1
	H	4
	RBI	1
	BB	3
	SO	7
	LOB	10

livebaseballscorecards.com

PITCHER		IP	WLS	BF	H	R	ER	SO	BB	IBB	HBP	BLK	WP	HR	S	P	ERA	WHIP
Mike Scott, R ERA: 2.22	(1, 1)	7.0	W	27	4	1	1	7	3	0	0	0	1	0	38	50	1.29	1.000
Aurelio Lopez, R ERA: 2.35	(8, 1)	2.0		6	0	0	0	0	0	0	0	0	0	0	6	6	0.00	0.000

PITCHER	IP	WLS	BF	H	R	ER	SO	BB	IBB	HBP	BLK	WP	HR	S	P	ERA	WHIP

Batter	1	2	3	4	5	6	7	8	9	AB	R	H	RBI	BB	SO	LOB
Bill Doran, S (1, 4) OBP: 0.368, SLG: 0.375	x 0-0 G4-6-3 1B		BBBB 4-0 BB			SSS 0-3 ② K		x 0-0 ② 6-3 1-2 3-H		3	0	1	1	1	1	1
Ty Gainey, L (1, 8) OBP: 0.462, SLG: 0.565	SSS 0-3 ① K		SSS 0-3 ③ K			x 0-0 3B		x 0-0 2-H HR 1B		4	1	2	1	0	2	3
Denny Walling, L (1, 5) OBP: 0.366, SLG: 0.439	x 0-0 ②③ G4-6-3 1-2f			x 0-0 ① 3-1		x 0-0 ③ 3-1		x 0-0 2-H HR		4	1	1	2	0	0	2
Glenn Davis, R (1, 3) OBP: 0.329, SLG: 0.518		SSS 0-3 ① K		x 0-0 ② 1-3			x 0-0 FC6-4 1B	x 0-0 ③ 6-3		4	0	1	0	0	1	1
Kevin Bass, S (1, 9) OBP: 0.367, SLG: 0.505		x 0-0 ② 4-3		x 0-0 ③ 4-3			x 0-0 ① FC6-4 G4-6-3 1-2f		x 0-0 ① F4	4	0	0	0	0	0	1
Jose Cruz, L (1, 7) OBP: 0.323, SLG: 0.318		x 0-0 ③ F7			x 0-0 CS 1B		x 0-0 ②③ G4-6-3 1-2f		x 0-0 ② L6	4	0	1	0	0	0	1
Craig Reynolds, L (1, 6) OBP: 0.272, SLG: 0.358			x 0-0 ① 6-3		x 0-0 ① F7			x 0-0 ① F8	x 0-0 ③ 6-3	3	0	0	0	0	0	1
Dickie Thon, R (9, PH) OBP: 0.298, SLG: 0.329 (9, 6)										1	0	0	0	0	0	0
John Mizerock, L (1, 2) OBP: 0.419, SLG: 0.207			BBBB 4-0 SH3 BB		SSS 0-3 ②③ K 1-2			BBBB 4-0 1B 6-3 BB		1	0	0	0	2	1	1
Tony Walker, R (8, PR) OBP: 0.292, SLG: 0.328										0	1	0	0	0	0	0
Alan Ashby, S (8, 2) OBP: 0.345, SLG: 0.340										0	0	0	0	0	0	0
Nolan Ryan, R (1, 1) OBP: 0.172, SLG: 0.143			x 0-0 ② SH3 1-2			SSS 0-3 ① K		x 0-0 6-3 1-3 1B		1	0	0	0	0	1	0
Louie Meadows, L (8, PH) OBP: 0.250, SLG: 0.250										1	1	1	0	0	0	0
Charlie Kerfeld, R (8, 1)										0	0	0	0	0	0	0
Inning Stats	R: 0 E: 0 K: 1 S: 5 H: 1 LOB: 0 BB: 0 P: 5	R: 0 E: 0 K: 1 S: 5 H: 0 LOB: 0 BB: 0 P: 5	R: 0 E: 0 K: 1 S: 5 H: 0 LOB: 2 BB: 2 P: 13	R: 0 E: 0 K: 0 S: 3 H: 0 LOB: 0 BB: 0 P: 3	R: 0 E: 0 K: 1 S: 5 H: 1 LOB: 1 BB: 0 P: 5	R: 0 E: 0 K: 2 S: 8 H: 1 LOB: 0 BB: 0 P: 8	R: 0 E: 0 K: 0 S: 3 H: 1 LOB: 0 BB: 0 P: 3	R: 4 E: 0 K: 0 S: 6 H: 3 LOB: 1 BB: 1 P: 10	R: 0 E: 0 K: 0 S: 3 H: 0 LOB: 0 BB: 0 P: 3	1B: 5 2B: 1 3B: 1 HR: 1	SF: 0 SAC: 1 DP: 3 HBP: 0						

TOP

Houston Astros @ Montreal Expos

Olympic Stadium, Montreal, QB

Tue Jul 08 1986, 7:05 PM EDT

Att. 16,382 - Unknown

livebaseballscorecards.com

AB	30
R	4
H	7
RBI	4
BB	3
SO	6
LOB	11

WP: 0 PB: 0 SB: 0 CS: 1 PA: 34

PITCHER		IP	WLS	BF	H	R	ER	SO	BB	IBB	HBP	BLK	WP	HR	S	P	ERA	WHIP
Jay Tibbs, R ERA: 3.66	(1, 1)	7.1	L	27	5	2	2	6	3	0	0	0	0	0	36	48	2.46	1.091
Jeff Reardon, R ERA: 3.28	(8, 1)	0.2		4	2	2	2	0	0	0	0	0	0	1	4	4	27.00	3.000
Bob McClure, L ERA: 3.09	(9, 1)	1.0		3	0	0	0	0	0	0	0	0	0	0	3	3	0.00	0.000

PITCHER	IP	WLS	BF	H	R	ER	SO	BB	IBB	HBP	BLK	WP	HR	S	P	ERA	WHIP

Batter	1	2	3	4	5	6	7	8	9	AB	R	H	RBI	BB	SO	LOB
Tim Raines, S (1, 7) OBP: 0.414, SLG: 0.508	x 0-0 S 1B		S S S 0-3 K ①		x 0-0 G3 ③		x 0-0 F7 ③			4	0	1	0	0	1	0
George Wright, S (1, 8) OBP: 0.263, SLG: 0.340	B B B B 4-0 1-2 BB		x 0-0 F9 ②			x 0-0 1B SF8 2B		S S S 0-3 K ①		3	1	1	0	1	1	0
Andre Dawson, R (1, 9) OBP: 0.332, SLG: 0.537	S S S 0-3 K ①		x 0-0 F8 ③			x 0-0 6-3 SF8 2-3 1B		x 0-0 1B 1B		4	0	2	0	0	1	2
Hubie Brooks, R (1, 6) OBP: 0.377, SLG: 0.574	S S S 0-3 K ②			x 0-0 F8 ①		x 0-0 SF8 ① 1-2 3-H		x 0-0 G4-6-3 1-2 1B		3	0	1	1	0	1	2
Tim Wallach, R (1, 5) OBP: 0.362, SLG: 0.500	S S S 0-3 K ③			S S S 0-3 K ②		x 0-0 6-3 ② 2-3		x 0-0 ② ③ G4-6-3 1-2f		4	0	0	0	0	2	5
Wayne Krenchicki, L (1, 3) OBP: 0.320, SLG: 0.382 Andres Galarraga, R (8, 3) OBP: 0.320, SLG: 0.392		x 0-0 F5 ①		x 0-0 1B		B B B B 4-0 FC6-4 BB			x 0-0 L4 ①	2 1	0 0	1 0	0 0	1 0	0 0	0 0
Mike Fitzgerald, R (1, 2) OBP: 0.386, SLG: 0.476		x 0-0 1B		S S S 0-3 K ③		x 0-0 FC6-4 ③ 1-2f			x 0-0 F9 ②	4	0	1	0	0	1	3
Al Newman, S (1, 4) OBP: 0.318, SLG: 0.284		S S S 0-3 K ②			x 0-0 6-3 ①		x 0-0 4-3 ①		x 0-0 FC6-4 1B	4	0	1	0	0	1	1
Jay Tibbs, R (1, 1) OBP: 0.212, SLG: 0.194 Jeff Reardon, R (8, 1) OBP: 0.167, SLG: 0.167 Bob McClure, R (9, 1) Wallace Johnson, S (9, PH)		S S S 0-3 K ③			S S S 0-3 K ②		x 0-0 F8 ②		x 0-0 FC6-4 ③ 1-2f	3 0 0 1	0 0 0 0	0 0 0 0	0 0 0 0	0 0 0 0	2 0 0 0	1 0 0 1
Inning Stats	R: 0 E: 0 K: 3 S: 10 H: 1 LOB: 2 BB: 1 P: 14	R: 0 E: 0 K: 2 S: 8 H: 1 LOB: 1 BB: 0 P: 8	R: 0 E: 0 K: 1 S: 5 H: 0 LOB: 0 BB: 0 P: 5	R: 0 E: 0 K: 2 S: 8 H: 1 LOB: 1 BB: 0 P: 8	R: 0 E: 0 K: 1 S: 5 H: 0 LOB: 0 BB: 0 P: 5	R: 1 E: 0 K: 0 S: 5 H: 2 LOB: 2 BB: 1 P: 9	R: 0 E: 0 K: 0 S: 3 H: 0 LOB: 0 BB: 0 P: 3	R: 0 E: 0 K: 1 S: 6 H: 2 LOB: 1 BB: 0 P: 6	R: 0 E: 0 K: 0 S: 4 H: 1 LOB: 1 BB: 0 P: 4	1B: 7 2B: 1 3B: 0 HR: 0	SF: 1 SAC: 0 DP: 1 HBP: 0						

PITCHER	IP	WLS	BF	H	R	ER	SO	BB	IBB	HBP	BLK	WP	HR	S	P	ERA	WHIP
Nolan Ryan, R (1, 1) ERA: 4.26	7.0	W	28	5	1	1	9	2	0	0	0	0	0	44	52	1.29	1.000
Charlie Kerfeld, R (8, 1) ERA: 1.65	2.0	S	8	3	0	0	1	0	0	0	0	0	0	10	10	0.00	1.500

PITCHER	IP	WLS	BF	H	R	ER	SO	BB	IBB	HBP	BLK	WP	HR	S	P	ERA	WHIP

BOTTOM

Houston Astros @ Montreal Expos

Olympic Stadium, Montreal, QB

Tue Jul 08 1986, 7:05 PM EDT

Att. 16,382 - Unknown

livebaseballscorecards.com

AB	33
R	1
H	8
RBI	1
BB	2
SO	10
LOB	15

1B: 7	SF: 1	WP: 0	PA: 36
2B: 1	SAC: 0	PB: 0	
3B: 0	DP: 1	SB: 1	
HR: 0	HBP: 0	CS: 0	

Batter	1	2	3	4	5	6	7	8	9	AB	R	H	RBI	BB	SO	LOB
Bill Doran, S (1, 4) OBP: 0.366, SLG: 0.374	S S S 0-3 ① K			x 0-0 1-3 S SF8 1B		x 0-0 ① G3		S S S 0-3 ② K 2-3		4	1	1	0	0	2	2
Ty Gainey, L (1, 8) OBP: 0.400, SLG: 0.481 Aurelio Lopez, R (8, 1)	S S S 0-3 ② K			x 0-0 ① 1-3 1-3		S S S 0-3 ② K		S S S 0-3 ③ K 1-2		4 0	0 0	0 0	0 0	0 0	3 0	3 0
Denny Walling, L (1, 5) OBP: 0.359, SLG: 0.432	S S S 0-3 ③ K			x 0-0 ② SF8 3-H		x 0-0 ③ F8			x 0-0 ① F8	3	0	0	1	0	1	0
Glenn Davis, R (1, 3) OBP: 0.328, SLG: 0.513		x 0-0 ① F7		B B B 4-0 BB			S S S 0-3 ① K		x 0-0 ② F8	3	0	0	0	1	1	0
Kevin Bass, S (1, 9) OBP: 0.365, SLG: 0.500 (8, 8)		x 0-0 ② L6		x 0-0 ③ F8			x 0-0 ② F3		B B B B 4-0 BB	3	0	0	0	1	0	1
Jose Cruz, L (1, 7) OBP: 0.318, SLG: 0.312		x 0-0 ③ 6-3			S S S 0-3 ① K		x 0-0 ③ G3		S S S 0-3 ③ K	4	0	0	0	0	2	1
Craig Reynolds, L (1, 6) OBP: 0.267, SLG: 0.351			x 0-0 ① G3	x 0-0 ② 4-3				x 0-0 ① F8		3	0	0	0	0	0	0
John Mizerock, L (1, 2) OBP: 0.435, SLG: 0.200 Tony Walker, R (8, PR) OBP: 0.292, SLG: 0.328 Alan Ashby, S (8, 2) OBP: 0.345, SLG: 0.340			S S S 0-3 ② K	B B B B 4-0 BB				B B B B 4-0 S S BB		1 0 0	0 0 0	0 0 0	0 0 0	2 0 0	1 0 0	0 0 0
Bob Knepper, L (1, 1) OBP: 0.073, SLG: 0.073 Louie Meadows, L (8, PH) OBP: 0.400, SLG: 0.400 (8, 9)			x 0-0 ③ F7	S S S 0-3 ③ K				x 0-0 S 1-2 1B		2 1	0 0	0 1	0 0	0 0	1 0	1 0
Inning Stats	R: 0 H: 0 E: 0 LOB: 0 K: 3 BB: 0 S: 9 P: 9	R: 0 H: 0 E: 0 LOB: 0 K: 0 BB: 0 S: 3 P: 3	R: 0 H: 0 E: 0 LOB: 0 K: 1 BB: 0 S: 5 P: 5	R: 1 H: 1 E: 0 LOB: 1 K: 0 BB: 1 S: 4 P: 8	R: 0 H: 0 E: 0 LOB: 1 K: 2 BB: 1 S: 7 P: 11	R: 0 H: 0 E: 0 LOB: 0 K: 1 BB: 0 S: 5 P: 5	R: 0 H: 0 E: 0 LOB: 0 K: 1 BB: 0 S: 5 P: 5	R: 0 H: 1 E: 0 LOB: 3 K: 2 BB: 1 S: 8 P: 12	R: 0 H: 0 E: 0 LOB: 1 K: 1 BB: 1 S: 5 P: 9	1B: 2 SF: 1 2B: 0 SAC: 0 3B: 0 DP: 0 HR: 0 HBP: 0						WP: 0 PA: 33 PB: 0 SB: 4 CS: 0

PITCHER	IP	WLS	BF	H	R	ER	SO	BB	IBB	HBP	BLK	WP	HR	S	P	ERA	WHIP
Floyd Youmans, R (1, 1) ERA: 4.13	9.0	W	33	2	1	1	11	4	0	0	0	0	0	51	67	1.00	0.667

PITCHER	IP	WLS	BF	H	R	ER	SO	BB	IBB	HBP	BLK	WP	HR	S	P	ERA	WHIP

TOP

Houston Astros @ Montreal Expos

Olympic Stadium, Montreal, QB

Wed Jul 09 1986, 7:05 PM EDT

Att. 15,316 - Unknown

livebaseballscorecards.com

AB	28
R	1
H	2
RBI	1
BB	4
SO	11
LOB	8

Batter	1	2	3	4	5	6	7	8	9	AB	R	H	RBI	BB	SO	LOB
Tim Raines, S (1, 7) OBP: 0.409, SLG: 0.502	6-3		F6		K			F7		4	0	0	0	0	1	1
Vance Law, R (1, 4) (9, 3) OBP: 0.284, SLG: 0.293	6-3		F8		K			F6		4	0	0	0	0	1	1
Andre Dawson, R (1, 9) OBP: 0.335, SLG: 0.548	HR		1B, HBP (1-2)		4-3			F8		3	1	1	1	0	0	0
Hubie Brooks, R (1, 6) OBP: 0.384, SLG: 0.578	1B		1B (1-3, 2-H)			G6-4-3, 1B				3	0	3	1	0	0	0
Tim Wallach, R (1, 5) OBP: 0.359, SLG: 0.495	F9		F2			K				3	0	0	0	0	1	4
Mitch Webster, S (1, 8) OBP: 0.355, SLG: 0.409		4-3		2B (1-3)		G6-4-3 (1-2f)				3	0	1	0	0	0	1
Andres Galarraga, R (1, 3) OBP: 0.320, SLG: 0.391 Al Newman, S (9, 4) OBP: 0.318, SLG: 0.284		4-3	1-3 (2-3)				1B (G6-4-3)			3 0	0 0	1 0	0 0	0 0	0 0	1 0
Mike Fitzgerald, R (1, 2) OBP: 0.380, SLG: 0.468		1-3	F3				G6-4-3 (1-2f)			3	0	0	0	0	0	2
Floyd Youmans, R (1, 1) OBP: 0.279, SLG: 0.263			1B, HBP	1B			K			3	1	1	0	0	1	1
Inning Stats	R: 1 E: 0 K: 0 S: 5 H: 2 LOB: 1 BB: 0 P: 5	R: 0 E: 0 K: 0 S: 3 H: 0 LOB: 0 BB: 0 P: 3	R: 1 E: 0 K: 0 S: 5 H: 2 LOB: 2 BB: 0 P: 6	R: 0 E: 0 K: 0 S: 4 H: 1 LOB: 1 BB: 0 P: 4	R: 0 E: 0 K: 2 S: 7 H: 0 LOB: 0 BB: 0 P: 7	R: 0 E: 0 K: 1 S: 5 H: 1 LOB: 0 BB: 0 P: 5	R: 0 E: 0 K: 1 S: 5 H: 1 LOB: 0 BB: 0 P: 5	R: 0 E: 0 K: 0 S: 3 H: 0 LOB: 0 BB: 0 P: 3		1B: 5 2B: 1 3B: 0 HR: 1	SF: 0 SAC: 0 DP: 2 HBP: 1						

PITCHER		IP	WLS	BF	H	R	ER	SO	BB	IBB	HBP	BLK	WP	HR	S	P	ERA	WHIP
Bob Knepper, L ERA: 2.66	(1, 1)	7.0	L	27	7	2	2	4	0	0	1	0	0	1	34	35	2.57	1.000
Aurelio Lopez, R ERA: 2.25	(8, 1)	1.0		3	0	0	0	0	0	0	0	0	0	0	3	3	0.00	0.000

PITCHER	IP	WLS	BF	H	R	ER	SO	BB	IBB	HBP	BLK	WP	HR	S	P	ERA	WHIP

BOTTOM

Houston Astros @ Montreal Expos

Olympic Stadium, Montreal, QB

Wed Jul 09 1986, 7:05 PM EDT

Att. 15,316 - Unknown

livebaseballscorecards.com

AB	29
R	2
H	7
RBI	2
BB	0
SO	4
LOB	11

Batter	1	2	3	4	5	6	7	8	9	AB	R	H	RBI	BB	SO	LOB
Eddie Milner, L (1, 8) OBP: 0.298, SLG: 0.397	F9	F9		F9			4-3 2B		BB 1B BB	4	1	1	0	1	0	2
Pete Rose, S (1, 3) OBP: 0.310, SLG: 0.262	1-3		PB 1B		G1-6-3		4-3 2-3		1B 1-2 2-3 BB	4	0	1	0	1	0	1
Dave Parker, L (1, 9) OBP: 0.347, SLG: 0.485	2B BB		F8		HR 1B		K		BB 1-3 2-H 3-H 1B	4	2	2	2	1	1	2
Eric Davis, R (1, 7) OBP: 0.378, SLG: 0.529	E 2B 1-H		K 1-2		1-H HR		L6		K	5	1	2	3	0	2	4
Wade Rowdon, R (1, 5) OBP: 0.348, SLG: 0.415	E5 2-3		K		K			F7	G4-6-3 1-2 BB	4	0	0	0	1	2	2
Dave Concepcion, R (1, 6) OBP: 0.307, SLG: 0.333	5-3			4-3	K			K	G4-6-3 1-2f	5	0	0	0	0	2	5
Sal Butera, R (1, 2) OBP: 0.385, SLG: 0.404		5-3		FC3-6 BB		6-3		2B		3	0	1	0	1	0	0
Ron Oester, S (1, 4) OBP: 0.308, SLG: 0.343		4-3		FC3-6 1-2f 2B		4-3		G3		4	1	0	0	0	0	2
Chris Welsh, L (1, 1) OBP: 0.200, SLG: 0.400						F7			BB 1B 2B	2	0	2	1	0	0	0
Scott Terry, R (4, 1)										0	0	0	0	0	0	0
Buddy Bell, R (6, PH) OBP: 0.311, SLG: 0.350										1	0	0	0	0	0	0
Ted Power, R (6, 1)										0	0	0	0	0	0	0
Kal Daniels, L (9, PH) OBP: 0.415, SLG: 0.569										1	1	1	0	0	0	0
Inning Stats	R: 1 E: 1 K: 0 S: 5 H: 1 LOB: 2 BB: 1 P: 9	R: 0 E: 0 K: 0 S: 4 H: 1 LOB: 1 BB: 0 P: 4	R: 0 E: 0 K: 2 S: 8 H: 1 LOB: 1 BB: 0 P: 8	R: 1 E: 0 K: 0 S: 4 H: 1 LOB: 1 BB: 1 P: 8	R: 2 E: 0 K: 2 S: 9 H: 2 LOB: 0 BB: 0 P: 9	R: 0 E: 0 K: 0 S: 3 H: 0 LOB: 0 BB: 0 P: 3	R: 0 E: 0 K: 1 S: 6 H: 1 LOB: 1 BB: 0 P: 6	R: 0 E: 0 K: 1 S: 6 H: 1 LOB: 1 BB: 0 P: 6	R: 2 E: 0 K: 1 S: 6 H: 2 LOB: 2 BB: 3 P: 18	1B: 4 2B: 5 3B: 0 HR: 1 SF: 0 SAC: 0 DP: 1 HBP: 0						

PITCHER	IP	WLS	BF	H	R	ER	SO	BB	IBB	HBP	BLK	WP	HR	S	P	ERA	WHIP
Bryn Smith, R (1, 1) ERA: 3.78	7.0	W	31	7	4	4	5	2	0	0	0	0	1	39	47	5.14	1.286
Tim Burke, R (8, 1) ERA: 2.09	1.0		7	2	2	2	1	2	0	0	0	0	0	7	15	18.00	4.000
Bob McClure, L (9, 1) ERA: 3.09	0.0		1	1	0	0	0	0	0	0	0	0	0	1	1	∞	∞
Jeff Reardon, R (9, 1) ERA: 3.22	1.0	S	3	0	0	0	1	1	0	0	0	0	0	4	8	0.00	1.000

PITCHER	IP	WLS	BF	H	R	ER	SO	BB	IBB	HBP	BLK	WP	HR	S	P	ERA	WHIP

Cincinnati Reds @ Montreal Expos

Olympic Stadium, Montreal, QB

Thu Jul 10 1986, 7:05 PM EDT

Att. 12,089 - Unknown

TOP

livebaseballscorecards.com

AB	37
R	6
H	10
RBI	6
BB	5
SO	7
LOB	18

WP: 0 PB: 1 SB: 0 CS: 0 PA: 42

Batter	1	2	3	4	5	6	7	8	9	AB	R	H	RBI	BB	SO	LOB
Tim Raines, S (1, 7) OBP: 0.406, SLG: 0.497	6-3	6-3		3B 1-2 2-H	K			F7		5	1	1	1	0	1	1
Vance Law, R (1, 3) OBP: 0.290, SLG: 0.306	1B 1B BB		G5-4-3 1B	WP 1-H 2-H 3B		F4				3	2	2	2	1	0	0
Andre Dawson, R (1, 9) OBP: 0.338, SLG: 0.547	1B 1-3 1B		G5-4-3 1-2f	S BB 1B 3-H 1B		1-3				4	2	2	0	0	0	1
Hubie Brooks, R (1, 6) OBP: 0.388, SLG: 0.579	1B 2-H 3-H		1B	S 1B 1-2 BB		4-3				3	1	2	2	1	0	0
Tim Wallach, R (1, 5) OBP: 0.357, SLG: 0.491	5-3		K	FC4-6 1-H 2-H 1B			F7			4	0	1	2	0	1	2
Mitch Webster, S (1, 8) OBP: 0.357, SLG: 0.408	FC5-4 BB			CS 1B			F7			3	0	1	0	1	0	1
Tim Burke, R (8, 1)										0	0	0	0	0	0	0
Bob McClure, R (9, 1)										0	0	0	0	0	0	0
Jeff Reardon, R (9, 1) OBP: 0.167, SLG: 0.167				FC4-6 1-2f						0	0	0	0	0	0	0
Mike Fitzgerald, R (1, 2) OBP: 0.377, SLG: 0.460	FC5-4 1-2f			K 1-2 SH1-4 BB			F7			3	0	0	0	1	1	3
Al Newman, S (1, 4) OBP: 0.316, SLG: 0.277		4-3		BB 1B BB		F7		4-3		3	1	0	0	1	0	1
Bryn Smith, R (1, 1) OBP: 0.189, SLG: 0.182		5-3		1B 3B 1-2 BB		SH1-4 1-2		F6		1	1	0	0	1	0	0
George Wright, S (8, 8) OBP: 0.262, SLG: 0.338										1	0	0	0	0	0	0
Inning Stats	R: 2 E: 0 K: 0 S: 5 H: 2 LOB: 2 BB: 2 P: 13	R: 0 E: 0 K: 0 S: 3 H: 0 LOB: 0 BB: 0 P: 3	R: 0 E: 0 K: 1 S: 6 H: 2 LOB: 1 BB: 0 P: 6	R: 6 E: 0 K: 1 S: 9 H: 5 LOB: 1 BB: 3 P: 21	R: 0 E: 0 K: 1 S: 5 H: 0 LOB: 1 BB: 1 P: 9	R: 0 E: 0 K: 0 S: 3 H: 0 LOB: 0 BB: 0 P: 3	R: 0 E: 0 K: 0 S: 3 H: 0 LOB: 0 BB: 0 P: 3	R: 0 E: 0 K: 0 S: 3 H: 0 LOB: 0 BB: 0 P: 3								

BOTTOM

Cincinnati Reds @ Montreal Expos

Olympic Stadium, Montreal, QB

Thu Jul 10 1986, 7:05 PM EDT

Att. 12,089 - Unknown

livebaseballscorecards.com

AB	30
R	8
H	9
RBI	7
BB	6
SO	3
LOB	9

| | | | | | | | | | |

Batter	1	2	3	4	5	6	7	8	9	AB	R	H	RBI	BB	SO	LOB
Eddie Milner, L (1, 8) OBP: 0.292, SLG: 0.388	4-3		6-3		4-3 2-3 3-H	G3			1-3	5	0	0	1	0	0	4
Pete Rose, S (1, 3) OBP: 0.310, SLG: 0.259	K			E1 1B E	BB	6-3			K	2	1	0	0	1	1	0
Tony Perez, R (7, PH) OBP: 0.341, SLG: 0.284 (7, 3)										2	0	0	0	0	1	0
Dave Parker, L (1, 9) OBP: 0.345, SLG: 0.480	K			FC4-6 1-2 1B	F6	K	K		4-3	5	0	1	0	0	2	2
Eric Davis, R (1, 7) OBP: 0.380, SLG: 0.532		G3 2B		K		1B S BB BB	K			3	1	1	0	1	2	2
Buddy Bell, R (1, 5) OBP: 0.314, SLG: 0.352		F6		FC4-6 1-2f 2-H		BB BB 1-3 1B		FC6-4 1B		4	0	2	0	0	0	2
Kurt Stillwell, S (1, 6) OBP: 0.273, SLG: 0.198		G3 2-3		F6		F4		FC6-4 S 1-2f		4	0	0	0	0	0	5
Sal Butera, R (1, 2) OBP: 0.391, SLG: 0.389		6-3			FC4 1B 4-3 BB	BB 1-2 BB		F7 1-2		2	1	0	0	2	0	2
Ron Oester, S (1, 4) OBP: 0.314, SLG: 0.344			F8		FC4 1-2 1B	1-2 2-3 3-H BB		IBB		2	0	1	1	2	0	0
Bill Gullickson, R (1, 1) OBP: 0.098, SLG: 0.075			5-3		FC4 4-3 1-2f 2-3	K		5-3		4	0	0	0	0	1	7
John Franco, L (9, 1)										0	0	0	0	0	0	0

TOP

Cincinnati Reds @ Montreal Expos
Olympic Stadium, Montreal, QB
Fri Jul 11 1986, 7:05 PM EDT
Att. 20,269 - Unknown

livebaseballscorecards.com

	AB	33
	R	3
	H	5
	RBI	2
	BB	6
	SO	7
	LOB	24

Inning Stats	1	2	3	4	5	6	7	8	9	1B: 4	SF: 0	WP: 0	PA: 39
R	0	0	0	1	1	1	0	0	0	2B: 1	SAC: 0	PB: 0	
E	0	0	0	2	0	0	0	0	0	3B: 0	DP: 0	SB: 2	
K	2	0	0	1	0	1	2	0	1	HR: 0	HBP: 0	CS: 0	
S	7	4	3	7	4	6	7	4	5				
H	0	1	0	1	1	1	0	1	0				
LOB	0	1	0	1	2	3	0	2	0				
BB	0	0	0	0	2	3	0	1	0				
P	7	4	3	7	12	18	7	8	5				

PITCHER		IP	WLS	BF	H	R	ER	SO	BB	IBB	HBP	BLK	WP	HR	S	P	ERA	WHIP
Andy McGaffigan, R ERA: 3.47	(1, 1)	5.1	L	26	4	3	2	3	5	0	0	0	0	0	27	47	3.38	1.688
Dan Schatzeder, L ERA: 2.91	(6, 1)	1.2		5	0	0	0	3	0	0	0	0	0	0	11	11	0.00	0.000
Tim Burke, R ERA: 2.03	(8, 1)	2.0		8	1	0	0	1	0	1	0	0	0	0	9	13	0.00	0.500

PITCHER	IP	WLS	BF	H	R	ER	SO	BB	IBB	HBP	BLK	WP	HR	S	P	ERA	WHIP

Cincinnati Reds @ Montreal Expos

Olympic Stadium, Montreal, QB

Fri Jul 11 1986, 7:05 PM EDT

Att. 20,269 - Unknown

BOTTOM

livebaseballscorecards.com

Batter	1	2	3	4	5	6	7	8	9	AB	R	H	RBI	BB	SO	LOB
Tim Raines, S (1, 7) OBP: 0.407, SLG: 0.497	E1 S 6-3 1B		F8			4-3		S 1B		4	1	2	0	0	0	0
Vance Law, R (1, 4) OBP: 0.286, SLG: 0.301	6-3 1-H		F9			F9		F6 1-2		4	0	0	1	0	0	1
Andre Dawson, R (1, 9) OBP: 0.336, SLG: 0.542	K			6-3		1B		F3		4	0	1	0	0	1	1
Hubie Brooks, R (1, 6) OBP: 0.387, SLG: 0.574	1B			F8		4-3		6-3		4	0	1	0	0	0	2
Tim Wallach, R (1, 5) OBP: 0.356, SLG: 0.486	F7			4-3			F7		BB	3	0	0	0	1	0	1
Al Newman, S (9, PR) OBP: 0.316, SLG: 0.277										0	0	0	0	0	0	0
Mitch Webster, S (1, 8) OBP: 0.353, SLG: 0.402		B1-3			G3		E3 1B SF7		F3	4	1	0	0	0	0	1
Wayne Krenchicki, L (1, 3) OBP: 0.320, SLG: 0.380		L1			F7		2-3 1B		F3	3	0	1	0	0	0	0
Jim Wohlford, R (9, PH) OBP: 0.220, SLG: 0.239										1	0	0	0	0	0	1
Mike Fitzgerald, R (1, 2) OBP: 0.375, SLG: 0.458		K			1B		SF7 3-H		K	3	0	1	1	0	2	1
Andy McGaffigan, R (1, 1) OBP: 0.077, SLG: 0.077			K		K		K			2	0	0	0	0	2	1
Dan Schatzeder, L (6, 1) OBP: 0.520, SLG: 0.700										1	0	0	0	0	1	1
Tim Burke, R (8, 1)										0	0	0	0	0	0	0
Inning Stats	R: 1 E: 0 K: 1 S: 7 H: 2 LOB: 1 BB: 0 P: 7	R: 0 E: 0 K: 1 S: 5 H: 0 LOB: 0 BB: 0 P: 5	R: 0 E: 0 K: 1 S: 5 H: 0 LOB: 0 BB: 0 P: 5	R: 0 E: 0 K: 0 S: 3 H: 0 LOB: 0 BB: 0 P: 3	R: 0 E: 0 K: 1 S: 6 H: 1 LOB: 1 BB: 0 P: 6	R: 0 E: 0 K: 0 S: 4 H: 1 LOB: 1 BB: 0 P: 4	R: 1 E: 1 K: 1 S: 7 H: 1 LOB: 1 BB: 0 P: 7	R: 0 E: 0 K: 0 S: 4 H: 1 LOB: 1 BB: 0 P: 4	R: 0 E: 0 K: 1 S: 5 H: 0 LOB: 1 BB: 1 P: 9	1B: 6 2B: 0 3B: 0 HR: 0	SF: 1 SAC: 0 DP: 0 HBP: 0						

PITCHER		IP	WLS	BF	H	R	ER	SO	BB	IBB	HBP	BLK	WP	HR	S	P	ERA	WHIP
Bill Gullickson, R ERA: 3.84	(1, 1)	8.0	W	32	6	2	1	5	1	0	0	0	0	0	41	45	1.12	0.875
John Franco, L ERA: 2.27	(9, 1)	1.0	S	3	0	0	0	1	0	0	0	0	0	0	5	5	0.00	0.000

PITCHER	IP	WLS	BF	H	R	ER	SO	BB	IBB	HBP	BLK	WP	HR	S	P	ERA	WHIP

AB	33
R	2
H	6
RBI	2
BB	1
SO	6
LOB	10

WP: 0 PB: 0 SB: 2 CS: 0 PA: 35

Cincinnati Reds @ Montreal Expos

Olympic Stadium, Montreal, QB

Sat Jul 12 1986, 7:05 PM EDT

Att. 20,739 - Unknown

TOP

livebaseballscorecards.com

Batter	1	2	3	4	5	6	7	8	9	AB	R	H	RBI	BB	SO	LOB
Eddie Milner, L (1, 8) OBP: 0.294, SLG: 0.393	L8 1B		G3			F9 2B		K	4-3	5	0	2	0	0	1	2
Pete Rose, S (1, 3) OBP: 0.309, SLG: 0.259	L8 1-2		4-3			F9 2-3		S 1B		4	1	1	0	0	0	3
Dave Parker, L (1, 9) OBP: 0.341, SLG: 0.475	F8			F5		F6		K 1-2		4	0	0	0	0	1	2
Eric Davis, R (1, 7) OBP: 0.382, SLG: 0.528		K		CS S 1B		K		4-0 1B IBB		3	0	1	0	1	2	1
Buddy Bell, R (1, 5) OBP: 0.316, SLG: 0.358		K		6-3 1-3			1B 2B	WP 1B 1-3 2-H		4	1	2	1	0	1	1
Kurt Stillwell, S (1, 6) OBP: 0.280, SLG: 0.202		BB			K		G6-4-3 1B 2-H	4-3 1-2		3	0	1	1	1	1	2
Sal Butera, R (1, 2) OBP: 0.384, SLG: 0.397		F8			2B		G6-4-3 1-2f		F7	4	0	1	0	0	0	2
Ron Oester, S (1, 4) OBP: 0.316, SLG: 0.350			SH1-4 2B		F8		1B		4-3	4	0	2	0	0	0	1
John Denny, R (1, 1) OBP: 0.205, SLG: 0.184			SH1-4 2-3		4-3		6-3		1B	1	0	0	0	0	0	1
Kal Daniels, L (7, PH) OBP: 0.409, SLG: 0.559										1	0	0	0	0	0	1
Ron Robinson, R (7, 1) OBP: 0.083, SLG: 0.083										1	0	1	0	0	0	0

	AB	34
	R	2
	H	11
	RBI	2
	BB	2
	SO	6
	LOB	16

Inning Stats	1	2	3	4	5	6	7	8	9
	R: 0 E: 0 K: 0 S: 3	H: 1 LOB: 0 BB: 0 P: 3	R: 0 E: 0 K: 2 S: 7	H: 0 LOB: 1 BB: 1 P: 11	R: 0 E: 0 K: 0 S: 4	H: 1 LOB: 1 BB: 0 P: 4	R: 0 E: 0 K: 0 S: 3	H: 1 LOB: 0 BB: 0 P: 3	R: 0 E: 0 K: 1 S: 6	H: 1 LOB: 1 BB: 0 P: 6	R: 0 E: 0 K: 1 S: 6	H: 1 LOB: 1 BB: 0 P: 6	R: 1 E: 0 K: 0 S: 5	H: 3 LOB: 1 BB: 0 P: 5	R: 1 E: 0 K: 2 S: 9	H: 2 LOB: 2 BB: 1 P: 13	R: 0 E: 0 K: 0 S: 4	H: 1 LOB: 1 BB: 0 P: 4

	1B: 7	SF: 0
	2B: 4	SAC: 1
	3B: 0	DP: 1
	HR: 0	HBP: 0

	WP: 1	PA: 37
	PB: 0	
	SB: 2	
	CS: 1	

PITCHER		IP	WLS	BF	H	R	ER	SO	BB	IBB	HBP	BLK	WP	HR	S	P	ERA	WHIP
Dennis Martinez, R ERA: 6.68	(1, 1)	7.0	L	27	8	1	1	4	1	0	0	0	0	0	34	38	1.29	1.286
Bob McClure, L ERA: 3.18	(8, 1)	2.0		10	3	1	1	2	0	1	0	0	1	0	13	17	4.50	1.500

PITCHER		IP	WLS	BF	H	R	ER	SO	BB	IBB	HBP	BLK	WP	HR	S	P	ERA	WHIP

Cincinnati Reds @ Montreal Expos

Olympic Stadium, Montreal, QB

Sat Jul 12 1986, 7:05 PM EDT

Att. 20,739 - Unknown

livebaseballscorecards.com

Batter	1	2	3	4	5	6	7	8	9	AB	R	H	RBI	BB	SO	LOB
Tim Raines, S (1, 7) OBP: 0.408, SLG: 0.497	6-3		FC5-4 1B			4-3			S 1B	4	0	2	0	0	0	0
Vance Law, R (1, 4) OBP: 0.287, SLG: 0.299	FC5-4 BB		FC5-4 1-2f			4-3			K	2	0	0	0	1	0	1
Wallace Johnson, S (8, 3) (9, PH)										1	0	0	0	0	1	1
Andre Dawson, R (1, 9) OBP: 0.331, SLG: 0.532	FC5-4 S 1-2f			5-3		F8			K 1-2	4	0	0	0	0	1	2
Hubie Brooks, R (1, 6) OBP: 0.382, SLG: 0.566	6-3 1-2			1-3			4-3		K2-3	4	0	0	0	0	1	2
Tim Wallach, R (1, 5) OBP: 0.353, SLG: 0.481		K		K			K			3	0	0	0	0	3	0
Wayne Krenchicki, L (1, 3) OBP: 0.311, SLG: 0.368		K			K		F8			3	0	0	0	0	2	0
Bob McClure, R (8, 1)										0	0	0	0	0	0	0
George Wright, S (1, 8) OBP: 0.263, SLG: 0.333		K			BB			F6		2	0	0	0	1	1	0
Dann Bilardello, R (1, 2) OBP: 0.244, SLG: 0.291			5-3		F1 1-2			K		2	0	0	0	0	0	1
Mike Fitzgerald, R (8, PH) OBP: 0.373, SLG: 0.456 (9, 2)										1	0	0	0	0	1	0
Dennis Martinez, R (1, 1) OBP: 0.167, SLG: 0.333			4-3		K			6-3		2	0	0	0	0	1	1
Al Newman, S (8, 4) OBP: 0.314, SLG: 0.275										1	0	0	0	0	0	0

Inning Stats	1	2	3	4	5	6	7	8	9	
	R: 0 H: 0 E: 0 LOB: 1 K: 0 BB: 1 S: 3 P: 7	R: 0 H: 0 E: 0 LOB: 0 K: 3 BB: 0 S: 9 P: 9	R: 0 H: 1 E: 0 LOB: 1 K: 0 BB: 0 S: 4 P: 4	R: 0 H: 0 E: 0 LOB: 0 K: 1 BB: 0 S: 5 P: 5	R: 0 H: 0 E: 0 LOB: 1 K: 2 BB: 1 S: 7 P: 11	R: 0 H: 0 E: 0 LOB: 0 K: 0 BB: 0 S: 3 P: 3	R: 0 H: 0 E: 0 LOB: 0 K: 1 BB: 0 S: 5 P: 5	R: 0 H: 0 E: 0 LOB: 0 K: 1 BB: 0 S: 5 P: 5	R: 0 H: 1 E: 0 LOB: 1 K: 3 BB: 0 S: 10 P: 10	1B: 2 SF: 0 2B: 0 SAC: 0 3B: 0 DP: 0 HR: 0 HBP: 0

WP: 0 PA: 31
PB: 0
SB: 3
CS: 0

PITCHER		IP	WLS	BF	H	R	ER	SO	BB	IBB	HBP	BLK	WP	HR	S	P	ERA	WHIP
John Denny, R ERA: 4.25	(1, 1)	6.0	W	21	1	0	0	6	2	0	0	0	0	0	31	39	0.00	0.500
Ron Robinson, R ERA: 2.08	(7, 1)	3.0	S	10	1	0	0	5	0	0	0	0	0	0	20	20	0.00	0.333

PITCHER	IP	WLS	BF	H	R	ER	SO	BB	IBB	HBP	BLK	WP	HR	S	P	ERA	WHIP

Atlanta Braves @ Montreal Expos

Olympic Stadium, Montreal, QB

Thu Jul 17 1986, 7:05 PM EDT

Att. 20,164 - Unknown

TOP

livebaseballscorecards.com

Batter	1	2	3	4	5	6	7	8	9	AB	R	H	RBI	BB	SO	LOB
Omar Moreno, L (1, 9) OBP: 0.288, SLG: 0.382	6-3		G3		K 1-2		3B 1-H 2-H		F5	5	0	1	2	0	1	2
Ken Oberkfell, L (1, 4) OBP: 0.399, SLG: 0.411	BB FC4-6		K			BB	BB		FC4 1-2f	2	0	0	0	3	1	1
Dale Murphy, R (1, 8) OBP: 0.368, SLG: 0.460	FC4-6 1-2f			K	K	K	K			4	0	0	0	0	3	4
Bob Horner, R (1, 3) OBP: 0.337, SLG: 0.482 Ted Simmons, S (3, 3) OBP: 0.338, SLG: 0.394	F9			4-3		F7		1B	1B	1 3	0 0	0 1	0 1	0 0	0 0	1 1
Ken Griffey, L (1, 7) OBP: 0.339, SLG: 0.448		4-3		1B		5-3		F7		4	0	1	0	0	0	2
Rafael Ramirez, R (1, 5) OBP: 0.264, SLG: 0.326		K2-3		F8			5-3	G6-4-3 1-2	1B	4	0	1	0	0	1	1
Ozzie Virgil, R (1, 2) OBP: 0.331, SLG: 0.381		BB S			F9		K	G6-4-3 1-2f		3	0	0	0	1	1	2
Andres Thomas, R (1, 6) OBP: 0.317, SLG: 0.466		F9 1-2			K		S 3B 1B		K	4	1	1	0	0	2	1
Rick Mahler, R (1, 1) OBP: 0.224, SLG: 0.218 Craig McMurtry, R (3, 1) OBP: 0.176, SLG: 0.125 Bill Sample, R (5, PH) OBP: 0.304, SLG: 0.387 Jim Acker, R (5, 1) Terry Harper, R (7, PH) OBP: 0.304, SLG: 0.349 Jeff Dedmon, L (7, 1) OBP: 0.222, SLG: 0.222 Chris Chambliss, L (9, PH) OBP: 0.439, SLG: 0.475			K	S 1B		BB 1-2	3B		FC4 1B	1 0 1 0 0 0 1	0 0 0 0 1 0 0	0 0 1 0 0 0 0	0 0 0 0 1 0 0	0 0 0 0 0 0 0	1 0 0 0 0 0 0	0 0 0 0 0 0 0
Inning Stats	R: 0 E: 0 K: 0 S: 3 H: 0 LOB: 1 BB: 1 P: 7	R: 0 E: 0 K: 1 S: 5 H: 0 LOB: 1 BB: 1 P: 9	R: 0 E: 0 K: 2 S: 7 H: 0 LOB: 0 BB: 0 P: 7	R: 0 E: 0 K: 1 S: 6 H: 1 LOB: 1 BB: 0 P: 6	R: 0 E: 0 K: 2 S: 8 H: 1 LOB: 1 BB: 0 P: 8	R: 0 E: 0 K: 1 S: 5 H: 0 LOB: 1 BB: 1 P: 9	R: 2 E: 0 K: 2 S: 9 H: 2 LOB: 2 BB: 2 P: 17	R: 0 E: 0 K: 0 S: 4 H: 2 LOB: 1 BB: 0 P: 4	R: 0 E: 0 K: 1 S: 6 H: 1 LOB: 1 BB: 0 P: 6	1B: 6 2B: 0 3B: 1 HR: 0 SF: 0 SAC: 0 DP: 1 HBP: 0				WP: 0 PB: 0 SB: 3 CS: 0 PA: 38		

	AB	33
	R	2
	H	7
	RBI	2
	BB	5
	SO	10
	LOB	15

PITCHER		IP	WLS	BF	H	R	ER	SO	BB	IBB	HBP	BLK	WP	HR	S	P	ERA	WHIP
Floyd Youmans, R ERA: 4.04	(1, 1)	7.0	W	30	4	2	2	9	5	0	0	0	0	0	43	63	2.57	1.286
Jeff Reardon, R ERA: 3.12	(8, 1)	2.0	S	8	3	0	0	1	0	0	0	0	0	0	10	10	0.00	1.500

PITCHER	IP	WLS	BF	H	R	ER	SO	BB	IBB	HBP	BLK	WP	HR	S	P	ERA	WHIP

Atlanta Braves @ Montreal Expos

Olympic Stadium, Montreal, QB

Thu Jul 17 1986, 7:05 PM EDT

Att. 20,164 - Unknown

BOTTOM

livebaseballscorecards.com

Batter	1	2	3	4	5	6	7	8	9	AB	R	H	RBI	BB	SO	LOB
Tim Raines, S (1, 7) OBP: 0.406, SLG: 0.492	G3		1B	G3			4-3			4	1	1	0	0	0	0
Mitch Webster, S (1, 8) OBP: 0.353, SLG: 0.401	4-3		1B 1-2	3-1			1B			4	1	2	0	0	0	0
Andre Dawson, R (1, 9) OBP: 0.328, SLG: 0.526	F6		1B 1-3 2-H		6-3		K			4	1	1	1	0	1	1
Hubie Brooks, R (1, 6) OBP: 0.384, SLG: 0.568		1B 5-3 4-3	1B 1-3 FC1-2 3-H		5-3			4-3		4	1	2	1	0	0	0
Tim Wallach, R (1, 5) OBP: 0.348, SLG: 0.472		5-3 1-2	FC1-2 BB 2-3 3-H		F9			F2		4	0	1	1	0	0	1
Wayne Krenchicki, L (1, 3) OBP: 0.327, SLG: 0.378 Al Newman, S (8, PR) OBP: 0.314, SLG: 0.276 (9, 4)		4-3 2-3	BBB FC1-2 1-2			F7		CS		3 0	0 0	2 0	0 0	1 0	0 0	0 0
Vance Law, R (1, 4) OBP: 0.283, SLG: 0.294 (9, 3)	4-3 2-3 3-H		FC1-2 FC6-4 1-2 2-3 3-H			6-3		CS 1-2		3	0	0	1	0	0	4
Mike Fitzgerald, R (1, 2) OBP: 0.364, SLG: 0.443	K		FC6-4 1-2f			6-3				3	0	0	0	0	1	4
Floyd Youmans, R (1, 1) OBP: 0.267, SLG: 0.250 Wallace Johnson, S (7, PH) OBP: 0.111, SLG: 0.111 Jeff Reardon, R (8, 1) OBP: 0.167, SLG: 0.167			5-3	K			F7			2 1 0	0 0 0	0 0 0	0 0 0	0 0 0	1 0 0	0 0 0
Inning Stats	R: 0 E: 0 K: 0 S: 3 H: 0 LOB: 0 BB: 0 P: 3	R: 1 E: 0 K: 1 S: 7 H: 2 LOB: 1 BB: 0 P: 7	R: 3 E: 0 K: 0 S: 8 H: 5 LOB: 3 BB: 1 P: 12	R: 0 E: 0 K: 1 S: 5 H: 0 LOB: 0 BB: 0 P: 5	R: 0 E: 0 K: 0 S: 3 H: 0 LOB: 0 BB: 0 P: 3	R: 0 E: 0 K: 0 S: 3 H: 0 LOB: 0 BB: 0 P: 3	R: 0 E: 0 K: 1 S: 6 H: 1 LOB: 1 BB: 0 P: 6	R: 0 E: 0 K: 0 S: 3 H: 1 LOB: 1 BB: 0 P: 3		1B: 9 2B: 0 3B: 0 HR: 0 SF: 0 SAC: 0 DP: 0 HBP: 0				WP: 0 PB: 0 SB: 0 CS: 1 PA: 34		

	AB	32
	R	4
	H	9
	RBI	4
	BB	1
	SO	3
	LOB	10

PITCHER		IP	WLS	BF	H	R	ER	SO	BB	IBB	HBP	BLK	WP	HR	S	P	ERA	WHIP
Rick Mahler, R ERA: 5.14	(1, 1)	2.1	L	15	7	4	4	1	1	0	0	0	0	0	16	20	15.43	3.429
Craig McMurtry, R ERA: 4.46	(3, 1)	1.2		5	0	0	0	1	0	0	0	0	0	0	7	7	0.00	0.000
Jim Acker, R ERA: 4.01	(5, 1)	2.0		6	0	0	0	0	0	0	0	0	0	0	6	6	0.00	0.000
Jeff Dedmon, R ERA: 3.31	(7, 1)	2.0		7	2	0	0	1	0	0	0	0	0	0	9	9	0.00	1.000

PITCHER	IP	WLS	BF	H	R	ER	SO	BB	IBB	HBP	BLK	WP	HR	S	P	ERA	WHIP

Batter	1	2	3	4	5	6	7	8	9	AB	R	H	RBI	BB	SO	LOB
Omar Moreno, L (1, 9) OBP: 0.286, SLG: 0.378	x 0-0 ① 4-3		x 0-0 ② 4-3 2-3	x 0-0 ③ F8		x 0-0 CS 1B		x 0-0 ③ 1-3		5	0	1	0	0	0	2
Ken Oberkfell, L (1, 4) (7, 5) OBP: 0.402, SLG: 0.414	x 0-0 BLK G3 1B		x 0-0 1B S 1B 3-H		x 0-0 ① 4-1	0-0 ③ CS 1-2	x 0-0 E 1B		S S S 0-3 ① K	5	0	3	1	0	1	0
Ken Griffey, L (1, 7) OBP: 0.340, SLG: 0.449	x 0-0 ② G3 1-2		B B B B 4-0 1B BB 1-2		x 0-0 1B 2B		S S S 0-3 ① K		x 0-0 ②	4	1	1	0	1	1	2
Dale Murphy, R (1, 8) OBP: 0.373, SLG: 0.467	S S S 0-3 ③ K 2-3		x 0-0 1-2 2-3 1B		x 0-0 FC4-6 2-H 1B		B B B B 4-0 BB 1-3 BB		x 0-0 2B	4	0	3	1	1	1	1
Chris Chambliss, L (1, 3) OBP: 0.423, SLG: 0.444		x 0-0 ① L6	x 0-0 ③ F6		S S S 0-3 ② K		B B B B 4-0 1-2 BB		x 0-0 ③	4	0	0	0	1	1	5
Rafael Ramirez, R (1, 5) OBP: 0.261, SLG: 0.323 Ted Simmons, S (7, PH) OBP: 0.333, SLG: 0.389 Glenn Hubbard, R (7, 4) OBP: 0.365, SLG: 0.335		x 0-0 ② F9		x 0-0 ① 5-3	x 0-0 ③ FC4-6 1-2f		S S S 0-3 ② K			3 1 0	0 0 0	0 0 0	0 0 0	0 1 0	0 3 0	1 3 0
Andres Thomas, R (1, 6) OBP: 0.321, SLG: 0.497		x 0-0 ③ 5-3		x 0-0 E4 3B		x 0-0 HR	x 0-0 ③ FC			4	2	2	1	0	0	3
Bruce Benedict, R (1, 2) OBP: 0.367, SLG: 0.400			x 0-0 ① F8	s 0-1 CI SH3-4		x 0-0 ① G3		x 0-0 ① 5-3		3	0	0	0	0	0	0
Doyle Alexander, R (1, 1) OBP: 0.250, SLG: 0.250 Terry Harper, R (6, PH) OBP: 0.302, SLG: 0.347 Jim Acker, R (6, 1) Jeff Dedmon, L (6, 1) OBP: 0.222, SLG: 0.222 Gene Garber, R (7, 1) Bill Sample, R (8, PH) OBP: 0.302, SLG: 0.384 Paul Assenmacher, L (8, 1)			x 0-0 E6 4-3 1B	x 0-0 ② SH3-4 1-2		x 0-0 ② F3		x 0-0 ② 6-3		1 1 0 0 0 1 0	1 0 0 0 0 0 0	0 0 0 0 0 0 0	0 0 0 0 0 0 0	0 0 0 0 0 0 0	0 0 0 0 0 0 0	0 0 0 0 0 0 0
Inning Stats	R: 0 H: 1 E: 0 LOB: 1 K: 1 BB: 0 S: 6 P: 6	R: 0 H: 0 E: 0 LOB: 0 K: 0 BB: 0 S: 3 P: 3	R: 1 H: 2 E: 1 LOB: 3 K: 0 BB: 1 S: 6 P: 10	R: 1 H: 1 E: 2 LOB: 1 K: 0 BB: 0 S: 5 P: 5	R: 1 H: 2 E: 0 LOB: 1 K: 1 BB: 0 S: 7 P: 7	R: 1 H: 2 E: 0 LOB: 0 K: 0 BB: 0 S: 4 P: 4	R: 0 H: 1 E: 1 LOB: 3 K: 2 BB: 2 S: 8 P: 16	R: 0 H: 0 E: 0 LOB: 0 K: 0 BB: 0 S: 3 P: 3	R: 0 H: 1 E: 0 LOB: 1 K: 1 BB: 0 S: 6 P: 6	1B: 6 2B: 2 3B: 1 HR: 1	SF: 0 SAC: 1 DP: 0 HBP: 0			WP: 0 PB: 0 SB: 1 CS: 1	PA: 42		

Atlanta Braves @ Montreal Expos

Olympic Stadium, Montreal, QB

Fri Jul 18 1986, 7:05 PM EDT

Att. 17,945 - Unknown

TOP

livebaseballscorecards.com

AB	36
R	4
H	10
RBI	3
BB	3
SO	5
LOB	17

PITCHER		IP	WLS	BF	H	R	ER	SO	BB	IBB	HBP	BLK	WP	HR	S	P	ERA	WHIP
Bryn Smith, R ERA: 3.83	(1, 1)	5.2		28	8	4	3	2	1	0	0	1	0	1	31	35	4.76	1.588
Bob McClure, L ERA: 3.93	(6, 1)	0.1		0	0	0	0	0	0	0	0	0	0	0	0	0	0.00	0.000
Tim Burke, R ERA: 2.08	(7, 1)	2.0	W	9	1	0	0	2	2	0	0	0	0	0	11	19	0.00	1.500
Jeff Reardon, R ERA: 3.06	(9, 1)	1.0	S	4	1	0	0	1	0	0	0	0	0	0	6	6	0.00	1.000

PITCHER	IP	WLS	BF	H	R	ER	SO	BB	IBB	HBP	BLK	WP	HR	S	P	ERA	WHIP

Atlanta Braves @ Montreal Expos

Olympic Stadium, Montreal, QB

Fri Jul 18 1986, 7:05 PM EDT

Att. 17,945 - Unknown

BOTTOM

livebaseballscorecards.com

Batter	1	2	3	4	5	6	7	8	9	AB	R	H	RBI	BB	SO	LOB
Tim Raines, S (1, 7) OBP: 0.403, SLG: 0.488	F7		F7		F7		CS 1B	F9		5	0	1	0	0	0	2
Mitch Webster, S (1, 8) OBP: 0.358, SLG: 0.404	2B 1B 1B		SSS K			BBBB 1B 2B 1B	1B 1B 1-2 BB			3	3	2	0	1	1	0
Andre Dawson, R (1, 9) OBP: 0.335, SLG: 0.534	G3 1-3 2B		6-3			2B 1-2 1B	L4-6 1B 1-3 1B			4	1	3	0	0	0	0
Hubie Brooks, R (1, 6) OBP: 0.388, SLG: 0.574	G3 3-H 1B			F9		1B 1-3 2-H 2B	1-2 3-H 1B			4	1	3	3	0	0	0
Tim Wallach, R (1, 5) OBP: 0.344, SLG: 0.466	G3 1-2 2-3			F8		SSS K	L4-6 2-3			4	0	0	0	0	1	6
Wayne Krenchicki, L (1, 3) OBP: 0.336, SLG: 0.396 Al Newman, S (6, PR) (7, 4) OBP: 0.312, SLG: 0.274	F9			2B		5-3 1B 2-3 3-H 1B		F2		3 1	0 0	2 0	1 0	0 0	0 0	2 0
Vance Law, R (1, 4) (7, 3) OBP: 0.282, SLG: 0.293		5-3		F8		5-3 1-2 3-H 1B		5-3		4	0	1	1	0	0	1
Mike Fitzgerald, R (1, 2) OBP: 0.362, SLG: 0.439		4-3			F9	5-3 1-2 2-3		1B 1B		4	0	1	0	0	0	2
Bryn Smith, R (1, 1) OBP: 0.179, SLG: 0.171 Bob McClure, R (6, 1) Wallace Johnson, S (6, PH) OBP: 0.100, SLG: 0.100 Tim Burke, R (7, 1) Jim Wohlford, R (8, PH) OBP: 0.245, SLG: 0.265 Jeff Reardon, R (9, 1) OBP: 0.167, SLG: 0.167		F6			6-3	5-3		1-2 1B		2 0 1 0 1 0	0 0 0 0 0 0	0 0 0 0 1 0	0 0 0 0 0 0	0 0 0 0 0 0	0 0 2 0 0 0	0 0 0 0 0 0
Inning Stats	R: 1 E: 0 K: 0 S: 6 H: 3 LOB: 2 BB: 0 P: 6	R: 0 E: 0 K: 0 S: 3 H: 0 LOB: 0 BB: 0 P: 3	R: 0 E: 0 K: 1 S: 5 H: 0 LOB: 0 BB: 0 P: 5	R: 0 E: 0 K: 0 S: 4 H: 1 LOB: 1 BB: 0 P: 4	R: 0 E: 0 K: 0 S: 3 H: 0 LOB: 0 BB: 0 P: 3	R: 3 E: 0 K: 1 S: 10 H: 5 LOB: 2 BB: 0 P: 10	R: 1 E: 0 K: 0 S: 4 H: 3 LOB: 1 BB: 1 P: 8	R: 0 E: 0 K: 0 S: 5 H: 2 LOB: 2 BB: 0 P: 5		1B: 11 2B: 4 3B: 0 HR: 0	SF: 0 SAC: 0 DP: 1 HBP: 0					

	AB	36
	R	5
	H	14
	RBI	5
	BB	1
	SO	2
	LOB	15

WP: 0 PB: 0 SB: 0 CS: 1 PA: 37

PITCHER		IP	WLS	BF	H	R	ER	SO	BB	IBB	HBP	BLK	WP	HR	S	P	ERA	WHIP
Doyle Alexander, R ERA: 4.12	(1, 1)	5.0		19	4	1	1	1	0	0	0	0	0	0	21	21	1.80	0.800
Jim Acker, R ERA: 4.39	(6, 1)	0.1		6	5	3	3	1	0	0	0	0	0	0	8	8	81.00	15.000
Jeff Dedmon, R ERA: 3.42	(6, 1)	1.0	L	6	3	1	1	0	1	0	0	0	0	0	5	9	9.00	4.000
Gene Garber, R ERA: 1.54	(7, 1)	0.2		1	0	0	0	0	0	0	0	0	0	0	1	1	0.00	0.000
Paul Assenmacher, L ERA: 2.98	(8, 1)	1.0		5	2	0	0	0	0	0	0	0	0	0	5	5	0.00	2.000

PITCHER	IP	WLS	BF	H	R	ER	SO	BB	IBB	HBP	BLK	WP	HR	S	P	ERA	WHIP

Batter	1	2	3	4	5	6	7	8	9	AB	R	H	RBI	BB	SO	LOB
Omar Moreno, L (1, 9) OBP: 0.288, SLG: 0.378	6-3		4-3		1B 2-3		K		S 2B 1B	5	1	2	0	0	1	0
Ken Oberkfell, L (1, 4) OBP: 0.402, SLG: 0.415	F7		BB 4-0		F8		F7		4-3 1-H 1B 2B	4	1	1	1	1	0	2
Ken Griffey, L (1, 7) OBP: 0.341, SLG: 0.444	BB 4-0		F9			4-3	BB 4-0		4-3 2-3	3	0	0	0	2	0	2
Dale Murphy, R (1, 8) OBP: 0.374, SLG: 0.466	K2-3			6-3		1B FC5-2-5 1B	K		1B 3-H 1B	5	0	2	1	0	2	2
Ted Simmons, S (1, 3) OBP: 0.360, SLG: 0.429		F9 SF8 2B		F7		1B 1-3 FC5-2-5 1B		G5-3 BB 1B	FC6 1-2 1B	5	2	4	0	0	0	0
Rafael Ramirez, R (1, 5) OBP: 0.263, SLG: 0.322		F9 2-3		CS 1B		FC5-2-5 1B 1-2 HR 3-H		BB 4-0 1-2	FC6 1-2f	4	1	1	0	1	0	5
Ozzie Virgil, R (1, 2) OBP: 0.330, SLG: 0.381		SF8 3-H		CS 1-2	K	HR 1-3 2-H 1B		K		3	1	1	2	0	2	2
Andres Thomas, R (1, 6) OBP: 0.320, SLG: 0.509		F8			K	HR 1-H 3-H		G5-3 2-3f		4	1	1	3	0	1	2
David Palmer, R (1, 1) OBP: 0.159, SLG: 0.256 Jeff Dedmon, L (6, 1) OBP: 0.222, SLG: 0.222 Gene Garber, R (8, 1)			K	2B		5-3			5-3	3	0	1	0	0	1	0
										0	0	0	0	0	0	0
										1	0	0	0	0	0	0

TOP

Atlanta Braves @ Montreal Expos

Olympic Stadium, Montreal, QB

Sat Jul 19 1986, 7:05 PM EDT

Att. 20,506 - Unknown

livebaseballscorecards.com

AB	37
R	7
H	13
RBI	7
BB	4
SO	7
LOB	15

Inning Stats																																		
	R: 0	H: 0		R: 1	H: 1		R: 0	H: 0		R: 0	H: 1		R: 0	H: 2		R: 4	H: 4		R: 0	H: 0		R: 0	H: 1		R: 2	H: 4		1B: 9	SF: 1		WP: 0	PA: 43			
	E: 0	LOB: 1		E: 0	LOB: 0		E: 0	LOB: 1		E: 0	LOB: 0		E: 0	LOB: 0		E: 0	LOB: 1		E: 0	LOB: 1		E: 0	LOB: 1		E: 0	LOB: 2		2B: 3	SAC: 0		PB: 0				
	K: 1	BB: 1		K: 0	BB: 0		K: 1	BB: 1		K: 2	BB: 0		K: 0	BB: 0		K: 2	BB: 1		K: 1	BB: 1		K: 0	BB: 0		3B: 0	DP: 1		SB: 1						
	S: 5	P: 9		S: 4	P: 4		S: 5	P: 9		S: 9	P: 9		S: 3	P: 3		S: 7	P: 7		S: 7	P: 11		S: 5	P: 9		S: 7	P: 7		HR: 1	HBP: 0		CS: 1				

PITCHER		IP	WLS	BF	H	R	ER	SO	BB	IBB	HBP	BLK	WP	HR	S	P	ERA	WHIP
Jay Tibbs, R ERA: 3.86	(1, 1)	6.0	L	27	8	5	5	4	2	0	0	0	0	1	33	41	7.50	1.667
Bob McClure, L ERA: 3.82	(7, 1)	1.0		4	0	0	0	2	1	0	0	0	0	0	7	11	0.00	1.000
Randy St. Claire, R ERA: 10.8	(8, 1)	1.2		10	5	2	2	1	1	0	0	0	0	0	11	15	10.80	3.600
Andy McGaffigan, R ERA: 3.45	(9, 1)	0.1		1	0	0	0	0	0	0	0	0	0	0	1	1	0.00	0.000

PITCHER		IP	WLS	BF	H	R	ER	SO	BB	IBB	HBP	BLK	WP	HR	S	P	ERA	WHIP

Atlanta Braves @ Montreal Expos

Olympic Stadium, Montreal, QB

Sat Jul 19 1986, 7:05 PM EDT

Att. 20,506 - Unknown

BOTTOM

Batter	1	2	3	4	5	6	7	8	9	AB	R	H	RBI	BB	SO	LOB
George Wright, S (1, 8) OBP: 0.268, SLG: 0.329 Bob McClure, R (7, 1) Wallace Johnson, S (7, PH) OBP: 0.091, SLG: 0.091 Randy St. Claire, R (8, 1) Andy McGaffigan, R (9, 1) OBP: 0.077, SLG: 0.077 Bill Moore, R (9, PH) OBP: 0.333, SLG: 0.333	BBBB 4-0 FC3-6 1B BB	x 0-0 ② 4-3	BBBB 4-0 E 1B 1B BB	x 0-0 ① F7	x 0-0 E6	1 1 0 0 2 0 0 0 0 0 0 0 0 0 1 0 0 0 0 0 1 0 0 0 0 0 0 0 0 0 0 0 0 0 0 1 0 0 0 0 0 0										
Mitch Webster, S (1, 9) OBP: 0.355, SLG: 0.401 (7, 8)	x 0-0 FC3-6 1-2 1B	x 0-0 ③ 1-3	SSS 0-3 ① K	x 0-0 ②③ G6-3 1-2f	x 0-0 ② F9	5 0 1 0 0 1 3										
Tim Raines, S (1, 7) OBP: 0.405, SLG: 0.489	x 0-0 ① FC3-6 G4-6-3 1-2f 2-3	x 0-0 6-3 S FC5-2 1B	x 0-0 E 1-2 1B 1B	x 0-0 1B S 1B	x 0-0 ③ F8	5 1 3 0 0 0 3										
Hubie Brooks, R (1, 6) OBP: 0.384, SLG: 0.567	x 0-0 ②③ G4-6-3 1-2f	x 0-0 ① 6-3 1-3	x 0-0 E3 1B 1-2 2-3	x 0-0 E6 1B 1-2	4 0 0 0 0 0 6											
Tim Wallach, R (1, 5) OBP: 0.343, SLG: 0.463	x 0-0 ① 1-3	x 0-0 ② FC5-2 3-H	x 0-0 S 1-3 2-H 3-H 1B	x 0-0 ① F9	4 0 1 2 0 0 3											
Wayne Krenchicki, L (1, 3) OBP: 0.333, SLG: 0.385	BBBB 4-0 FC3-6 BB	SSS 0-3 ③ K	SSS 0-3 ② K 1-2	x 0-0 ② F7	3 0 0 0 1 2 5											
Vance Law, R (1, 4) OBP: 0.280, SLG: 0.291 Andre Dawson, R (6, PH) OBP: 0.340, SLG: 0.536 (7, 9)	x 0-0 ② FC3-6 1-2f 2B	x 0-0 ① 6-3	4-0 IBB	x 0-0 1-2 2-3 1B	2 0 0 0 0 0 1 1 0 1 0 1 0 0											
Mike Fitzgerald, R (1, 2) OBP: 0.360, SLG: 0.440	x 0-0 ③ 1-H 2B	x 0-0 ② 6-3	x 0-0 ③ 5-3	x 0-0 6-3	4 0 1 0 0 0 6											
Jay Tibbs, R (1, 1) OBP: 0.194, SLG: 0.176 Al Newman, S (7, 4) OBP: 0.315, SLG: 0.272	SSS 0-3 ① K	SSS 0-3 ③ K	BBBB 4-0 G6-3 BB	x 0-0 ① 4-3	2 0 0 0 0 2 0 1 0 0 0 1 0 0											
Inning Stats	R: 0 H: 1 E: 0 LOB: 1 K: 0 BB: 1 S: 3 P: 7	R: 0 H: 1 E: 0 LOB: 2 K: 0 BB: 1 S: 3 P: 7	R: 0 H: 0 E: 0 LOB: 0 K: 1 BB: 0 S: 5 P: 5	R: 0 H: 1 E: 0 LOB: 1 K: 1 BB: 0 S: 6 P: 6	R: 0 H: 0 E: 0 LOB: 0 K: 1 BB: 0 S: 5 P: 5	R: 2 H: 2 E: 1 LOB: 3 K: 2 BB: 2 S: 10 P: 18	R: 0 H: 0 E: 0 LOB: 0 K: 0 BB: 1 S: 2 P: 6	R: 0 H: 2 E: 1 LOB: 3 K: 0 BB: 0 S: 6 P: 6	R: 0 H: 0 E: 1 LOB: 1 K: 0 BB: 0 S: 4 P: 4	1B: 6 SF: 0 2B: 1 SAC: 0 3B: 0 DP: 2 HR: 0 HBP: 0						

livebaseballscorecards.com

AB	34
R	2
H	7
RBI	2
BB	5
SO	5
LOB	28

WP: 0 PA: 39
PB: 0
SB: 3
CS: 0

PITCHER		IP	WLS	BF	H	R	ER	SO	BB	IBB	HBP	BLK	WP	HR	S	P	ERA	WHIP
David Palmer, R ERA: 3.61	(1, 1)	5.1	W	23	5	2	2	4	3	0	0	0	0	0	28	40	3.38	1.500
Jeff Dedmon, R ERA: 3.31	(6, 1)	1.2		7	1	0	0	1	1	1	0	0	0	0	7	15	0.00	1.200
Gene Garber, R ERA: 1.48	(8, 1)	2.0	S	9	1	0	0	0	0	0	0	0	0	0	9	9	0.00	0.500

PITCHER	IP	WLS	BF	H	R	ER	SO	BB	IBB	HBP	BLK	WP	HR	S	P	ERA	WHIP

Montreal Expos @ Houston Astros

Astrodome, Houston, TX

Mon Jul 21 1986, 8:05 PM EDT

Att. 13,753 - Unknown

TOP

livebaseballscorecards.com

Batter	1	2	3	4	5	6	7	8	9	AB	R	H	RBI	BB	SO	LOB
Tim Raines, S (1, 7) OBP: 0.405, SLG: 0.497	K		L6		S 1B 1B 1B 3-H		1-H HR		6-3	5	2	2	3	0	1	1
Mitch Webster, S (1, 8) OBP: 0.359, SLG: 0.410	F7		F9		S 1B 1B 1-2		S 1B 1B		3B	5	2	3	0	0	0	1
Andre Dawson, R (1, 9) OBP: 0.349, SLG: 0.538	1B BB		F8		1-H 2-H 1B		4-3-6-3-5 1-H 1B		G6-4-3 IBB	3	0	2	3	2	0	1
Tim Wallach, R (1, 5) OBP: 0.341, SLG: 0.459	S 1B 1-3			4-3	F8		4-3-6-3-5 1-3f		G6-4-3 1-2f	5	0	1	0	0	0	4
Wayne Krenchicki, L (1, 3) OBP: 0.331, SLG: 0.380	F9 1-2			F9	F8	SH3-4 E 1B				4	1	1	0	0	0	2
Mike Fitzgerald, R (1, 2) OBP: 0.357, SLG: 0.436		F7		6-3		F8		SH3-4 1-2		2	0	0	0	0	0	0
Dann Bilardello, R (5, 2) OBP: 0.250, SLG: 0.296										1	0	0	0	0	0	0
Rene Gonzales, R (1, 6)		F9			6-3	F3		E6 1B 2-H		4	0	0	0	0	0	0
Al Newman, S (1, 4) OBP: 0.320, SLG: 0.273		4-3			E S 1B BB		F7	1-2 1B		3	1	1	0	1	0	0
Dan Schatzeder, L (1, 1) OBP: 0.536, SLG: 0.714			1B		K 1-3		HR 1B			1	0	1	0	0	0	0
Andy McGaffigan, R (4, 1) OBP: 0.077, SLG: 0.077										0	0	0	0	0	0	0
George Wright, S (5, PH) OBP: 0.267, SLG: 0.327										1	0	0	0	0	1	1
Randy St. Claire, R (5, 1)										0	0	0	0	0	0	0
Jim Wohlford, R (7, PH) OBP: 0.259, SLG: 0.280										1	1	1	0	0	0	0
Tim Burke, R (7, 1)										0	0	0	0	0	0	0
Bill Moore, R (8, PH) OBP: 0.250, SLG: 0.250										1	0	0	0	0	1	1
Jeff Reardon, R (8, 1) OBP: 0.167, SLG: 0.167										0	0	0	0	0	0	0
Inning Stats	R: 0 E: 0 K: 1 S: 6 H: 1 LOB: 2 BB: 1 P: 10	R: 0 E: 0 K: 0 S: 3 H: 0 LOB: 0 BB: 0 P: 3	R: 0 E: 0 K: 0 S: 4 H: 1 LOB: 1 BB: 0 P: 4	R: 0 E: 0 K: 0 S: 3 H: 0 LOB: 0 BB: 0 P: 3	R: 3 E: 1 K: 1 S: 8 H: 3 LOB: 1 BB: 1 P: 12	R: 0 E: 0 K: 0 S: 3 H: 0 LOB: 0 BB: 0 P: 3	R: 3 E: 0 K: 0 S: 6 H: 4 LOB: 0 BB: 0 P: 6	R: 1 E: 1 K: 1 S: 7 H: 2 LOB: 1 BB: 0 P: 7	R: 0 E: 0 K: 0 S: 3 H: 1 LOB: 1 BB: 1 P: 7	1B: 10 2B: 1 3B: 1 HR: 1 SF: 0 SAC: 1 DP: 2 HBP: 0						

	AB	36
	R	7
	H	12
	RBI	6
	BB	3
	SO	3
	LOB	11

PITCHER		IP	WLS	BF	H	R	ER	SO	BB	IBB	HBP	BLK	WP	HR	S	P	ERA	WHIP	PITCHER	IP	WLS	BF	H	R	ER	SO	BB	IBB	HBP	BLK	WP	HR	S	P	ERA	WHIP
Mark Knudson, R ERA: 4.11	(1, 1)	6.1		27	6	4	4	2	2	0	0	0	0	0	29	37	5.68	1.263																	
Larry Andersen, R ERA: 3.35	(7, 1)	0.2		4	3	2	2	0	0	0	0	0	0	1	4	4	27.00	4.500																	
Charlie Kerfeld, R ERA: 2.5	(8, 1)	2.0	W	9	3	1	1	1	0	1	0	0	0	0	10	14	4.50	1.500																	

WP: 0 PB: 0 SB: 5 CS: 0 PA: 40

Montreal Expos @ Houston Astros

Astrodome, Houston, TX

Mon Jul 21 1986, 8:05 PM EDT

Att. 13,753 - Unknown

BOTTOM

Batter	1	2	3	4	5	6	7	8	9	AB	R	H	RBI	BB	SO	LOB
Bill Doran, S (1, 4) OBP: 0.368, SLG: 0.369	BBBB 4-0 2B 4-3 BB		x 0-0 F7 ②		x 0-0 F8 ①	x 0-0 G3 ③		x 0-0 G6-3 ②③ 1-2f		4	1	0	0	1	0	3
Billy Hatcher, R (1, 8) OBP: 0.286, SLG: 0.341	x 0-0 ② 4-3 SF8 1-3 2B		x 0-0 1B		x 0-0 5-3 ②		x 0-0 F9 S 1B 1B		x 0-0 S 1B 1B	5	3	4	0	0	0	0
Phil Garner, R (1, 5) OBP: 0.339, SLG: 0.446 Denny Walling, L (7, PH) OBP: 0.375, SLG: 0.457 (8, 5)	x 0-0 ① 4-3 2-3 3-H		x 0-0 ③ F8		x 0-0 1B 1B		x 0-0 ① F9 1-3		BBBB 4-0 1B 1B 1B 1-2 BB	3 1	0 1	1 1	1 0	0 1	0 0	2 1
Glenn Davis, R (1, 3) OBP: 0.344, SLG: 0.530	x 0-0 ② SF8 3-H			x 0-0 E5 2B	x 0-0 1-2 1B		x 0-0 3-H 1B		x 0-0 1B 1B 1-2 2-H 1B	4	1	3	3	0	0	0
Kevin Bass, S (1, 9) OBP: 0.353, SLG: 0.483 Charlie Kerfeld, R (8, 1) Jim Pankovits, R (9, PH) OBP: 0.333, SLG: 0.370	x 0-0 ③ 5-3			x 0-0 5-3 ①	x 0-0 1-3 ③		x 0-0 ② F8		x 0-0 1B 1-2 2-3 1B	4 0 1	0 0 0	0 0 1	0 0 0	0 0 0	0 0 0	4 0 0
Jose Cruz, L (1, 7) OBP: 0.330, SLG: 0.345		x 0-0 G6-4-3 1B		x 0-0 1B 2-H 2B		x 0-0 HR	SSS 0-3 ③ K		x 0-0 1-2 2-3 3-H 1B	5	2	4	3	0	1	1
Alan Ashby, S (1, 2) OBP: 0.375, SLG: 0.382 Tony Walker, R (8, PR) OBP: 0.326, SLG: 0.387 John Mizerock, L (9, 2) OBP: 0.435, SLG: 0.225		x 0-0 ① F3		x 0-0 E 2-H 1B		x 0-0 1B		x 0-0 S 1B		4 0 0	0 0 0	3 0 0	1 0 0	0 0 0	0 0 0	1 0 0
Dickie Thon, R (1, 6) OBP: 0.286, SLG: 0.318 Craig Reynolds, L (6, PH) OBP: 0.278, SLG: 0.370 (7, 6)		x 0-0 ②③ G6-4-3 1-2f		x 0-0 ② F3 1-2	SSS 0-3 ① K			x 0-0 ① F9 1-2		2 2	0 0	0 0	0 0	0 0	0 1	2 2
Mark Knudson, R (1, 1) Larry Andersen, R (7, 1) Ty Gainey, L (8, 9) OBP: 0.395, SLG: 0.405			x 0-0 ① F8 SSS	0-3 ③ K		x 0-0 ② B3		BBBB 4-0 G6-3 BB		3 0 0	0 0 0	0 0 0	0 0 0	0 0 1	1 0 0	2 0 0
Inning Stats	R: 2 H: 1 E: 0 LOB: 0 K: 0 BB: 1 S: 4 P: 8	R: 0 H: 1 E: 0 LOB: 0 K: 0 BB: 0 S: 3 P: 3	R: 0 H: 1 E: 0 LOB: 1 K: 0 BB: 0 S: 4 P: 4	R: 2 H: 2 E: 2 LOB: 1 K: 1 BB: 0 S: 8 P: 8	R: 0 H: 2 E: 0 LOB: 2 K: 0 BB: 0 S: 5 P: 5	R: 1 H: 2 E: 0 LOB: 1 K: 1 BB: 0 S: 7 P: 7	R: 1 H: 2 E: 0 LOB: 1 K: 1 BB: 0 S: 7 P: 7	R: 0 H: 1 E: 0 LOB: 2 K: 0 BB: 1 S: 3 P: 7	R: 2 H: 4 E: 0 LOB: 3 K: 0 BB: 1 S: 4 P: 8	1B: 13 SF: 1 2B: 2 SAC: 0 3B: 0 DP: 2 HR: 1 HBP: 0						

livebaseballscorecards.com

AB	38
R	8
H	16
RBI	8
BB	3
SO	3
LOB	18

WP: 0 PA: 42
PB: 0
SB: 3
CS: 0

PITCHER		IP	WLS	BF	H	R	ER	SO	BB	IBB	HBP	BLK	WP	HR	S	P	ERA	WHIP
Dan Schatzeder, L ERA: 3.2	(1, 1)	3.1		16	5	4	3	0	1	0	0	0	0	0	15	19	8.10	1.800
Andy McGaffigan, R ERA: 3.43	(4, 1)	0.2		2	0	0	0	1	0	0	0	0	0	0	4	4	0.00	0.000
Randy St. Claire, R ERA: 7.36	(5, 1)	2.0		10	4	1	1	1	0	0	0	0	0	1	12	12	4.50	2.000
Tim Burke, R ERA: 2.18	(7, 1)	1.0		5	2	1	1	1	0	0	0	0	0	0	7	7	9.00	2.000
Jeff Reardon, R ERA: 3.3	(8, 1)	1.0	L	9	5	2	2	0	2	0	0	0	0	0	7	15	18.00	7.000

PITCHER		IP	WLS	BF	H	R	ER	SO	BB	IBB	HBP	BLK	WP	HR	S	P	ERA	WHIP

Batter	1	2	3	4	5	6	7	8	9	10	AB	R	H	RBI	BB	SO	LOB
Tim Raines, S (1, 7) OBP: 0.401, SLG: 0.491	K			K		F8			1-3		4	0	0	0	0	2	0
Mitch Webster, S (1, 8) OBP: 0.358, SLG: 0.406	K			BB		K			K		3	0	0	0	1	3	0
Andre Dawson, R (1, 9) OBP: 0.343, SLG: 0.529	K			K		K			F8		4	0	0	0	0	3	1
Tim Wallach, R (1, 5) OBP: 0.340, SLG: 0.455		F3		F9			K			BB	3	0	0	0	1	1	1
Wayne Krenchicki, L (1, 3) OBP: 0.320, SLG: 0.366		1-3			K		F7			F8	4	0	0	0	0	1	1
Mike Fitzgerald, R (1, 2) OBP: 0.360, SLG: 0.439		K			2B		F9			1-2 BB	3	0	1	0	1	1	0
Rene Gonzales, R (1, 6)			6-3		6-3			K2-3		K	3	0	0	0	0	1	1
Vance Law, R (10, PH) OBP: 0.279, SLG: 0.290 (10, 4)											1	0	0	0	0	1	2
Al Newman, S (1, 4) OBP: 0.318, SLG: 0.267 (10, 6)			F8		IBB			K		G3	3	0	0	0	1	1	2
Floyd Youmans, R (1, 1) OBP: 0.250, SLG: 0.233			K		5-3			5-3			3	0	0	0	0	1	2
Inning Stats	R: 0 E: 0 K: 3 S: 9 / H: 0 LOB: 0 BB: 0 P: 9	R: 0 E: 0 K: 1 S: 5 / H: 0 LOB: 0 BB: 0 P: 5	R: 0 E: 0 K: 1 S: 5 / H: 0 LOB: 0 BB: 0 P: 5	R: 0 E: 0 K: 2 S: 7 / H: 0 LOB: 1 BB: 1 P: 11	R: 0 E: 0 K: 1 S: 6 / H: 1 LOB: 2 BB: 1 P: 10	R: 0 E: 0 K: 2 S: 7 / H: 0 LOB: 0 BB: 0 P: 7	R: 0 E: 0 K: 1 S: 5 / H: 0 LOB: 0 BB: 0 P: 5	R: 0 E: 0 K: 2 S: 7 / H: 0 LOB: 0 BB: 0 P: 7	R: 0 E: 0 K: 1 S: 5 / H: 0 LOB: 0 BB: 0 P: 5	R: 0 E: 0 K: 1 S: 5 / H: 0 LOB: 2 BB: 2 P: 13	1B: 0 2B: 1 3B: 0 HR: 0	SF: 0 SAC: 0 DP: 0 HBP: 0						

PITCHER	IP	WLS	BF	H	R	ER	SO	BB	IBB	HBP	BLK	WP	HR	S	P	ERA	WHIP
Nolan Ryan, R (1, 1) ERA: 3.98	9.1		33	1	0	0	14	3	1	0	0	0	0	57	73	0.00	0.429
Dave Smith, R (10, 1) ERA: 3.31	0.2	W	2	0	0	0	1	0	0	0	0	0	0	4	4	0.00	0.000

PITCHER	IP	WLS	BF	H	R	ER	SO	BB	IBB	HBP	BLK	WP	HR	S	P	ERA	WHIP

TOP

Montreal Expos @ Houston Astros

Astrodome, Houston, TX

Tue Jul 22 1986, 8:05 PM EDT

Att. 19,271 - Unknown

livebaseballscorecards.com

AB	31
R	0
H	1
RBI	0
BB	4
SO	15
LOB	10

WP: 0 PB: 0 SB: 1 CS: 0 PA: 35

Batter	1	2	3	4	5	6	7	8	9	10	AB	R	H	RBI	BB	SO	LOB
Bill Doran, S (1, 4) OBP: 0.364, SLG: 0.365	F3		G3			4-3			3-1		4	0	0	0	0	0	0
Billy Hatcher, R (1, 8) Dave Smith, R (10, 1)	K			6-3 S 1B		4-3			6-3		4 0	0 0	1 0	0 0	0 0	1 0	0 0
Denny Walling, L (1, 5) OBP: 0.368, SLG: 0.448	4-3			F8			K		6-3		4	0	0	0	0	1	1
Glenn Davis, R (1, 3) OBP: 0.343, SLG: 0.536		F4		6-3 1-3			K			HR	4	1	1	1	0	1	1
Kevin Bass, S (1, 9) OBP: 0.353, SLG: 0.481		4-3		F8			1B				3	0	1	0	0	0	1
Jose Cruz, L (1, 7) OBP: 0.327, SLG: 0.341		E4			K		F4				3	0	0	0	0	1	1
Alan Ashby, S (1, 2) OBP: 0.367, SLG: 0.373		1-3			K			F7			3	0	0	0	0	1	1
Craig Reynolds, L (1, 6) OBP: 0.273, SLG: 0.364			K		F9			F6			3	0	0	0	0	1	0
Nolan Ryan, R (1, 1) OBP: 0.162, SLG: 0.139 Ty Gainey, L (10, 8) OBP: 0.395, SLG: 0.405			F3			K		K			3 0	0 0	0 0	0 0	0 0	2 0	0 0
Inning Stats	R: 0 E: 0 K: 1 S: 5 H: 0 LOB: 0 BB: 0 P: 5	R: 0 E: 1 K: 0 S: 4 H: 0 LOB: 1 BB: 0 P: 4	R: 0 E: 0 K: 1 S: 5 H: 0 LOB: 0 BB: 0 P: 5	R: 0 E: 0 K: 0 S: 4 H: 1 LOB: 1 BB: 0 P: 4	R: 0 E: 0 K: 2 S: 7 H: 0 LOB: 0 BB: 0 P: 7	R: 0 E: 0 K: 1 S: 5 H: 0 LOB: 0 BB: 0 P: 5	R: 0 E: 0 K: 2 S: 8 H: 1 LOB: 1 BB: 0 P: 8	R: 0 E: 0 K: 1 S: 5 H: 0 LOB: 0 BB: 0 P: 5	R: 0 E: 0 K: 0 S: 3 H: 0 LOB: 0 BB: 0 P: 3	R: 1 E: 0 K: 0 S: 1 H: 1 LOB: 0 BB: 0 P: 1	1B: 2 2B: 0 3B: 0 HR: 1 SF: 0 SAC: 0 DP: 0 HBP: 0	WP: 0 PB: 0 SB: 1 CS: 0 PA: 31					

PITCHER	IP	WLS	BF	H	R	ER	SO	BB	IBB	HBP	BLK	WP	HR	S	P	ERA	WHIP
Floyd Youmans, R (1, 1) ERA: 3.82	9.0	L	31	3	1	1	8	0	0	0	0	0	1	47	47	1.00	0.333

PITCHER	IP	WLS	BF	H	R	ER	SO	BB	IBB	HBP	BLK	WP	HR	S	P	ERA	WHIP

Montreal Expos @ Houston Astros

Astrodome, Houston, TX

Tue Jul 22 1986, 8:05 PM EDT

Att. 19,271 - Unknown

BOTTOM

livebaseballscorecards.com

AB	31
R	1
H	3
RBI	1
BB	0
SO	8
LOB	5

Batter	1	2	3	4	5	6	7	8	9	10	11	AB	R	H	RBI	BB	SO	LOB
Tim Raines, S (1, 7) OBP: 0.398, SLG: 0.487	F9			K		F3		SF8 1B 3-H 1B		F6		5	0	1	1	0	1	0
Mitch Webster, S (1, 8) OBP: 0.356, SLG: 0.403	K			F4		F9		FC6-4 1-2 2-3 1B			F7	5	0	1	0	0	1	0
Andre Dawson, R (1, 9) OBP: 0.337, SLG: 0.520	F8			6-3			F7	SF8 2-3 3-H			F7	4	0	0	1	0	0	0
Tim Wallach, R (1, 5) OBP: 0.338, SLG: 0.451		1-3			1B 1B		K	FC6-4 1-2f			F7	5	0	1	0	0	1	2
Bill Moore, R (1, 3) OBP: 0.125, SLG: 0.125		1-3			F5		F7		6-3			4	0	0	0	0	0	1
Mike Fitzgerald, R (1, 2) OBP: 0.358, SLG: 0.436		6-3			K			1B FC G3 1B	6-3			4	1	1	0	0	1	1
Vance Law, R (1, 4) OBP: 0.279, SLG: 0.289			6-3		1-3 1B			FC G3 1B 1-2 1B	4-3			4	1	1	0	0	0	1
Rene Gonzales, R (1, 6) George Wright, S (10, PH) Al Newman, S (10, 6) OBP: 0.100, SLG: 0.100 OBP: 0.265, SLG: 0.325 OBP: 0.318, SLG: 0.267			6-3		F9			1B G3 SF8 1-2 2-3 1B		F8		3 1 0	1 0 0	1 0 0	0 0 0	0 0 0	0 0 0	2 0 0
Bryn Smith, R (1, 1) Jim Wohlford, R (8, PH) Bob McClure, R (8, 1) Wayne Krenchicki, L (10, PH) Tim Burke, R (10, 1) OBP: 0.171, SLG: 0.162 OBP: 0.255, SLG: 0.275 OBP: 0.317, SLG: 0.363			6-3			6-3		G3 1-2 2-3 3-H		F7		2 1 0 1 0	0 0 0 0 0	0 0 0 0 0	0 1 0 0 0	0 0 0 0 0	0 0 0 0 0	0 2 0 0 0
Inning Stats	R: 0 E: 0 K: 1 S: 5 H: 0 LOB: 0 P: 5	R: 0 E: 0 K: 0 S: 3 H: 0 LOB: 0 P: 3	R: 0 E: 0 K: 0 S: 3 H: 0 LOB: 0 BB: 0 P: 3	R: 0 E: 0 K: 1 S: 5 H: 0 LOB: 0 BB: 0 P: 5	R: 0 E: 0 K: 1 S: 7 H: 2 LOB: 2 BB: 0 P: 7	R: 0 E: 0 K: 0 S: 3 H: 0 LOB: 0 BB: 0 P: 3	R: 0 E: 0 K: 1 S: 5 H: 0 LOB: 0 BB: 0 P: 5	R: 3 E: 0 K: 0 S: 8 H: 4 LOB: 2 BB: 0 P: 8	R: 0 E: 0 K: 0 S: 3 H: 0 LOB: 0 BB: 0 P: 3	R: 0 E: 0 K: 0 S: 3 H: 0 LOB: 0 BB: 0 P: 3	R: 0 E: 0 K: 0 S: 3 H: 0 LOB: 0 BB: 0 P: 3	1B: 6 2B: 0 3B: 0 HR: 0	SF: 1 SAC: 0 DP: 0 HBP: 0					

PITCHER		IP	WLS	BF	H	R	ER	SO	BB	IBB	HBP	BLK	WP	HR	S	P	ERA	WHIP
Bob Knepper, L ERA: 2.65	(1, 1)	7.1		29	6	3	3	4	0	0	0	0	0	0	37	37	3.68	0.818
Charlie Kerfeld, R ERA: 2.43	(8, 1)	1.2		5	0	0	0	0	0	0	0	0	0	0	5	5	0.00	0.000
Aurelio Lopez, R ERA: 2.7	(10, 1)	2.0	W	6	0	0	0	0	0	0	0	0	0	0	6	6	0.00	0.000

PITCHER	IP	WLS	BF	H	R	ER	SO	BB	IBB	HBP	BLK	WP	HR	S	P	ERA	WHIP

TOP

Montreal Expos @ Houston Astros

Astrodome, Houston, TX

Wed Jul 23 1986, 8:05 PM EDT

Att. 15,364 - Unknown

livebaseballscorecards.com

AB	39
R	3
H	6
RBI	3
BB	0
SO	4
LOB	9

WP: 0 PB: 0 SB: 0 CS: 0 PA: 40

Montreal Expos @ Houston Astros

Astrodome, Houston, TX

Wed Jul 23 1986, 8:05 PM EDT

Att. 15,364 - Unknown

BOTTOM

livebaseballscorecards.com

Batter	1	2	3	4	5	6	7	8	9	10	11	AB	R	H	RBI	BB	SO	LOB
Bill Doran, S (1, 4) OBP: 0.366, SLG: 0.367	E7 4-3 4-3 1B	HBP 1-2 3-H 1B		FC5-4 1-2 1B			1-3		K 1-2		K	6	1	3	1	0	2	2
Billy Hatcher, R (1, 8) OBP: 0.283, SLG: 0.332 Kevin Bass, S (11, PH) OBP: 0.354, SLG: 0.481	4-3 2-3	HBP 1-2 2-3		FC5-4 S 1-2f 2-3			F7			1-3	1B IBB	4 0	0 0	0 0	0 1	0 0	0 0	3 0
Davey Lopes, R (1, 9) OBP: 0.421, SLG: 0.500	4-3 3-H	6-3		5-3 1-2			3B			F8 S BB	1-2 2-H 1B	5	0	2	2	1	0	5
Glenn Davis, R (1, 3) OBP: 0.341, SLG: 0.530	6-3		4-3		F9		K			IBB 1-2 BB		4	0	0	0	1	1	1
Denny Walling, L (1, 5) OBP: 0.369, SLG: 0.451		1B G3 1B	2B		G3			F8		F8 2-3		5	1	2	0	0	0	2
Jose Cruz, L (1, 7) OBP: 0.331, SLG: 0.343		PB G3 1-3 1B 1B	6-3		K			G5-4-3 1B		IBB 1-2		4	1	2	0	1	1	1
Alan Ashby, S (1, 2) OBP: 0.355, SLG: 0.359		G3 1-2 3-H	6-3			K		G5-4-3 1-2f		1-3		5	0	0	1	0	1	6
Craig Reynolds, L (1, 6) OBP: 0.280, SLG: 0.365 Dickie Thon, R (9, PH) OBP: 0.294, SLG: 0.322 (10, 6)	HBP 2-3 1B BB			FC5-4 1B 1B			G3		CS 1B		SH1-4 1B BB	2 1	0 1	1 1	0 0	1 1	0 0	0 0
Bob Knepper, L (1, 1) OBP: 0.063, SLG: 0.063 Charlie Kerfeld, R (8, 1) Jim Pankovits, R (9, PH) OBP: 0.327, SLG: 0.362 Aurelio Lopez, R (10, 1) Terry Puhl, L (11, PH) OBP: 0.285, SLG: 0.333	K			K		K			K		SH1-4 1-2	3 0 1 0 0	0 0 0 0 0	0 0 0 0 0	0 0 0 0 0	0 0 1 0 0	3 0 1 0 0	3 0 1 0 0
Inning Stats	R: 1 H: 1 E: 1 LOB: 0 K: 0 BB: 0 S: 4 P: 4	R: 2 H: 3 E: 0 LOB: 3 K: 1 BB: 1 S: 8 P: 13	R: 0 H: 1 E: 0 LOB: 1 K: 0 BB: 0 S: 4 P: 4	R: 0 H: 2 E: 0 LOB: 2 K: 1 BB: 0 S: 7 P: 7	R: 0 H: 2 E: 0 LOB: 0 K: 1 BB: 0 S: 5 P: 5	R: 0 H: 0 E: 0 LOB: 0 K: 2 BB: 0 S: 7 P: 7	R: 0 H: 1 E: 0 LOB: 1 K: 1 BB: 0 S: 6 P: 6	R: 0 H: 1 E: 0 LOB: 0 K: 0 BB: 0 S: 3 P: 3	R: 0 H: 1 E: 0 LOB: 1 K: 2 BB: 0 S: 7 P: 7	R: 0 H: 0 E: 0 LOB: 3 K: 0 BB: 3 S: 3 P: 15	R: 1 H: 1 E: 0 LOB: 2 K: 1 BB: 2 S: 5 P: 13	1B: 9 SF: 0 2B: 2 SAC: 1 3B: 1 DP: 2 HR: 0 HBP: 1						

PITCHER		IP	WLS	BF	H	R	ER	SO	BB	IBB	HBP	BLK	WP	HR	S	P	ERA	WHIP
Bryn Smith, R ERA: 3.76	(1, 1)	7.0		31	8	3	2	6	1	0	1	0	0	0	41	46	2.57	1.286
Bob McClure, L ERA: 3.63	(8, 1)	2.0		6	2	0	0	2	0	0	0	0	0	0	10	10	0.00	1.000
Tim Burke, R ERA: 2.25	(10, 1)	1.2	L	11	1	1	1	1	3	2	0	0	0	0	8	28	5.40	2.400

PITCHER	IP	WLS	BF	H	R	ER	SO	BB	IBB	HBP	BLK	WP	HR	S	P	ERA	WHIP

AB	40
R	4
H	11
RBI	4
BB	6
SO	9
LOB	24

WP: 0	PA: 48		
PB: 1			
SB: 2			
CS: 1			

Cincinnati Reds @ Montreal Expos

Riverfront Stadium, Cincinnati, OH

Thu Jul 24 1986, 3:33 AM EDT

Att. 16,828 - Unknown

TOP

livebaseballscorecards.com

Batter	1	2	3	4	5	6	7	8	9	AB	R	H	RBI	BB	SO	LOB
Eddie Milner, L (1, 8) OBP: 0.292, SLG: 0.386	F8		F6		BBB 4-0 CS, 3-H BB		F2	4-3		4	0	0	0	1	0	1
Pete Rose, S (1, 3) OBP: 0.311, SLG: 0.255	SSS 0-3 K		BBBB 4-0 BB		0-0 4-3, 1-2		L6		BBBB 4-0 HR, BB	3	1	0	0	2	1	1
Kal Daniels, L (1, 7) OBP: 0.423, SLG: 0.548	BBBB 4-0 S, BB		0-0 6-3			SSS 0-3 K			BBBB 4-0 HR, 1-2 BB	3	2	1	0	2	1	2
Eric Davis, R (1, 9) OBP: 0.378, SLG: 0.535	SSS 0-3 K, 1-2			SSS 0-3 K		SSS 0-3 K, 1-2		0-0 F7	0-0 HR, 1-H 2-H	5	1	1	3	0	3	2
Buddy Bell, R (1, 5) OBP: 0.317, SLG: 0.354		0-0 L4		0-0 5-3		BBBB 4-0 BB, 1B BB		BBBB 4-0 2B, FC6-2 BB	0-0 4-3	3	0	0	0	2	0	0
Kurt Stillwell, S (1, 6) OBP: 0.285, SLG: 0.219		SSS 0-3 K		0-0 G3		0-0 BB, 1-2 2-H 1B		0-0 BB, 1-3 HR 2B	SSS 0-3 K	5	1	2	1	0	2	0
Sal Butera, R (1, 2) OBP: 0.385, SLG: 0.387		0-0 4-3			0-0 2B 1B	BBBB 4-0 1-2 2-3 BB		0-0 FC6-2 BB HR, 3-H	0-0 F4	4	2	1	0	1	0	2
Ron Oester, S (1, 4) OBP: 0.322, SLG: 0.357			0-0 2-3 1B		0-0 SH5-4 WP, 1-H 2B	0-0 F9		BBBB 4-0 HR, 1-2 2-3 BB		3	2	2	1	1	0	3
Tom Browning, L (1, 1) OBP: 0.205, SLG: 0.186			0-0 2-3, 1-2		0-0 SH5-4, 2-3	0-0 1-3		0-0 HR, 1-H 2-H 3-H		1	0	0	0	0	0	1
Tony Perez, R (6, PH) OBP: 0.337, SLG: 0.280										1	0	0	0	0	0	3
Carl Willis, L (6, 1)										0	0	0	0	0	0	0
Dave Parker, L (8, PH) OBP: 0.343, SLG: 0.485										1	1	1	4	0	0	0
John Franco, L (8, 1)										0	0	0	0	0	0	0
Rob Murphy, L (9, 1)										0	0	0	0	0	0	0
Inning Stats	R: 0 E: 0 K: 2 S: 7 H: 0 LOB: 1 BB: 1 P: 11	R: 0 E: 0 K: 1 S: 5 H: 0 LOB: 0 BB: 0 P: 5	R: 0 E: 0 K: 0 S: 4 H: 1 LOB: 2 BB: 1 P: 8	R: 0 E: 0 K: 1 S: 5 H: 0 LOB: 0 BB: 0 P: 5	R: 2 E: 0 K: 0 S: 4 H: 2 LOB: 0 BB: 1 P: 8	R: 1 E: 0 K: 1 S: 7 H: 2 LOB: 3 BB: 2 P: 15	R: 0 E: 0 K: 1 S: 5 H: 0 LOB: 0 BB: 0 P: 5	R: 4 E: 0 K: 0 S: 5 H: 2 LOB: 0 BB: 2 P: 13	R: 3 E: 0 K: 1 S: 6 H: 1 LOB: 0 BB: 2 P: 14	1B: 4 2B: 2 3B: 0 HR: 2 SF: 0 SAC: 1 DP: 0 HBP: 0						

AB	33
R	10
H	8
RBI	9
BB	9
SO	7
LOB	15

WP: 2 PB: 0 SB: 1 CS: 1 PA: 43

PITCHER		IP	WLS	BF	H	R	ER	SO	BB	IBB	HBP	BLK	WP	HR	S	P	ERA	WHIP
Jay Tibbs, R ERA: 3.66	(1, 1)	5.0		20	3	2	2	4	3	0	0	0	1	0	25	37	3.60	1.200
Tim Burke, R ERA: 2.14	(6, 1)	0.2	L	6	2	1	1	1	2	0	0	0	1	0	6	14	13.50	6.000
Bob McClure, L ERA: 3.96	(6, 1)	2.1		11	2	4	4	1	2	0	0	0	0	1	11	19	15.43	1.714
Bob Sebra, R ERA: 27.0	(9, 1)	1.0		6	1	3	3	1	2	0	0	0	0	1	6	14	27.00	3.000

PITCHER	IP	WLS	BF	H	R	ER	SO	BB	IBB	HBP	BLK	WP	HR	S	P	ERA	WHIP

Batter	1	2	3	4	5	6	7	8	9	AB	R	H	RBI	BB	SO	LOB
Wallace Johnson, S (1, 3) OBP: 0.125, SLG: 0.125	F9		2B 1B		F8			K		3	1	1	0	0	0	0
Bob McClure, R (6, 1)										0	0	0	0	0	0	0
Vance Law, R (8, PH) OBP: 0.286, SLG: 0.298										1	0	0	0	0	1	1
Bob Sebra, R (9, 1)										0	0	0	0	0	0	0
Mitch Webster, S (1, 8) OBP: 0.351, SLG: 0.400	FC4-6 1B		F9		K			G6-4-3 1-2f		4	0	1	0	0	1	2
Andre Dawson, R (1, 9) OBP: 0.329, SLG: 0.531	FC4-6 1-2f		1-H 2B 2B			F7			F6	4	1	1	1	0	0	1
Hubie Brooks, R (1, 6) OBP: 0.382, SLG: 0.569	F9		2-H 2B			G5-4-3 1B			FC6-4 1B	2	0	1	1	0	0	1
Tom Foley, L (6, 6) OBP: 0.377, SLG: 0.356										2	0	2	0	0	0	0
Tim Wallach, R (1, 5) OBP: 0.349, SLG: 0.475		F7	F9			G5-4-3 1-2f			FC6-4 1-2f	4	0	0	0	0	0	3
Mike Fitzgerald, R (1, 2) OBP: 0.370, SLG: 0.451		K		F5			G3-6-3 1B		K	2	0	0	0	0	1	0
Bill Moore, R (6, 3) OBP: 0.500, SLG: 0.500										2	0	1	0	0	1	1
Jim Wohlford, R (1, 7) OBP: 0.231, SLG: 0.250		1B CS 1B		4-3			G3-6-3 1-2f			2	0	1	0	0	0	0
Tim Raines, S (7, PH) OBP: 0.407, SLG: 0.495										1	0	0	0	0	0	1
Al Newman, S (1, 4) OBP: 0.314, SLG: 0.276		1-3 1B		K			F7			3	0	1	0	0	1	0
Jay Tibbs, R (1, 1) OBP: 0.206, SLG: 0.188		CS 3-H	K		K			G6-4-3 1B		1	0	0	0	0	1	0
George Wright, S (5, PH) OBP: 0.261, SLG: 0.331										1	0	0	0	0	1	0
Tim Burke, R (6, 1)										0	0	0	0	0	0	0
Dann Bilardello, R (6, 2) OBP: 0.253, SLG: 0.300										1	0	1	0	0	0	0
Inning Stats	R: 0 E: 0 K: 0 S: 4 H: 1 LOB: 1 BB: 0 P: 4	R: 0 E: 0 K: 1 S: 6 H: 2 LOB: 1 BB: 0 P: 6	R: 2 E: 0 K: 1 S: 8 H: 3 LOB: 1 BB: 0 P: 8	R: 0 E: 0 K: 1 S: 5 H: 0 LOB: 0 BB: 0 P: 5	R: 0 E: 0 K: 2 S: 7 H: 0 LOB: 0 BB: 0 P: 7	R: 0 E: 0 K: 0 S: 3 H: 1 LOB: 0 BB: 0 P: 3	R: 0 E: 0 K: 0 S: 3 H: 1 LOB: 0 BB: 0 P: 3	R: 0 E: 0 K: 1 S: 5 H: 1 LOB: 0 BB: 0 P: 5	R: 0 E: 0 K: 1 S: 6 H: 1 LOB: 1 BB: 0 P: 6	1B: 8 2B: 2 3B: 0 HR: 0	SF: 0 SAC: 0 DP: 3 HBP: 0						

PITCHER	IP	WLS	BF	H	R	ER	SO	BB	IBB	HBP	BLK	WP	HR	S	P	ERA	WHIP
Tom Browning, L (1, 1) ERA: 3.98	5.0	W	20	6	2	2	5	0	0	0	0	0	0	30	30	3.60	1.200
Carl Willis, R (6, 1) ERA: 1.35	2.0		6	2	0	0	0	0	0	0	0	0	0	6	6	0.00	1.000
John Franco, L (8, 1) ERA: 2.24	1.0		3	1	0	0	1	0	0	0	0	0	0	5	5	0.00	1.000
Rob Murphy, L (9, 1) ERA:	1.0		4	1	0	0	1	0	0	0	0	0	0	6	6	0.00	1.000

PITCHER	IP	WLS	BF	H	R	ER	SO	BB	IBB	HBP	BLK	WP	HR	S	P	ERA	WHIP

Cincinnati Reds @ Montreal Expos

Riverfront Stadium, Cincinnati, OH

Thu Jul 24 1986, 3:33 AM EDT

Att. 16,828 - Unknown

BOTTOM

livebaseballscorecards.com

AB	33
R	2
H	10
RBI	2
BB	0
SO	7
LOB	10

WP: 0 PB: 0 SB: 0 CS: 1 PA: 34

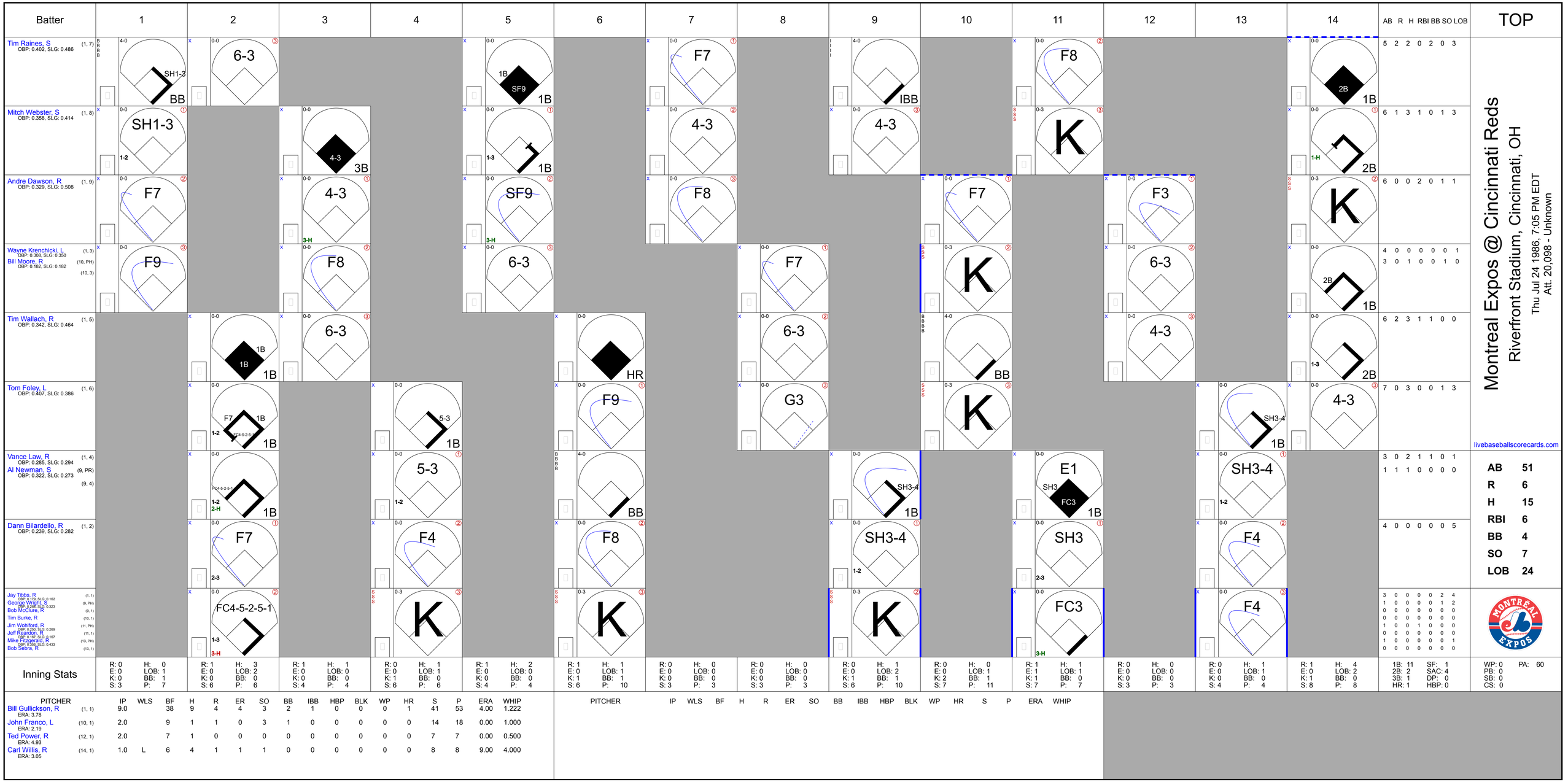
Batter
1
2
3
4
5
6
7
8
9
10
11
12
13
14
AB R H RBI BB SO LOB
TOP
Tim Raines, S (1, 7) OBP: 0.402, SLG: 0.486
Mitch Webster, S (1, 8) OBP: 0.358, SLG: 0.414
Andre Dawson, R (1, 9) OBP: 0.329, SLG: 0.508
Wayne Krenchicki, L (1, 3) OBP: 0.308, SLG: 0.350
Bill Moore, R (10, PH) OBP: 0.182, SLG: 0.182 (10, 3)
Tim Wallach, R (1, 5) OBP: 0.342, SLG: 0.464
Tom Foley, L (1, 6) OBP: 0.407, SLG: 0.386
Vance Law, R (1, 4) OBP: 0.285, SLG: 0.294
Al Newman, S (9, PR) OBP: 0.322, SLG: 0.273 (9, 4)
Dann Bilardello, R (1, 2) OBP: 0.239, SLG: 0.282
Jay Tibbs, R (1, 1) OBP: 0.179, SLG: 0.162
George Wright, S (9, PH) OBP: 0.294, SLG: 0.323
Bob McClure, R (9, 1)
Tim Burke, R (10, 1)
Jim Wohlford, R (11, PH) OBP: 0.250, SLG: 0.269
Jeff Reardon, R (11, 1) OBP: 0.167, SLG: 0.167
Mike Fitzgerald, R (13, PH) OBP: 0.296, SLG: 0.433
Bob Sebra, R (13, 1)
Montreal Expos @ Cincinnati Reds
Riverfront Stadium, Cincinnati, OH
Thu Jul 24 1986, 7:05 PM EDT
Att. 20,098 - Unknown
livebaseballscorecards.com
AB 51
R 6
H 15
RBI 6
BB 4
SO 7
LOB 24
Inning Stats
PITCHER IP WLS BF H R ER SO BB IBB HBP BLK WP HR S P ERA WHIP
Bill Gullickson, R (1, 1) ERA: 3.78 9.0 38 9 4 4 3 2 1 0 0 0 0 1 41 53 4.00 1.222
John Franco, L (10, 1) ERA: 2.19 2.0 9 1 1 0 3 1 0 0 0 0 0 0 14 18 0.00 1.000
Ted Power, R (12, 1) ERA: 4.93 2.0 7 1 0 0 0 0 0 0 0 0 0 0 7 7 0.00 0.500
Carl Willis, R (14, 1) ERA: 3.05 1.0 L 6 4 1 1 1 0 0 0 0 0 0 0 8 8 9.00 4.000
1B: 11 SF: 1
2B: 2 SAC: 4
3B: 1 DP: 0
HR: 1 HBP: 0
PA: 60
WP: 0
PB: 0
SB: 0
CS: 0

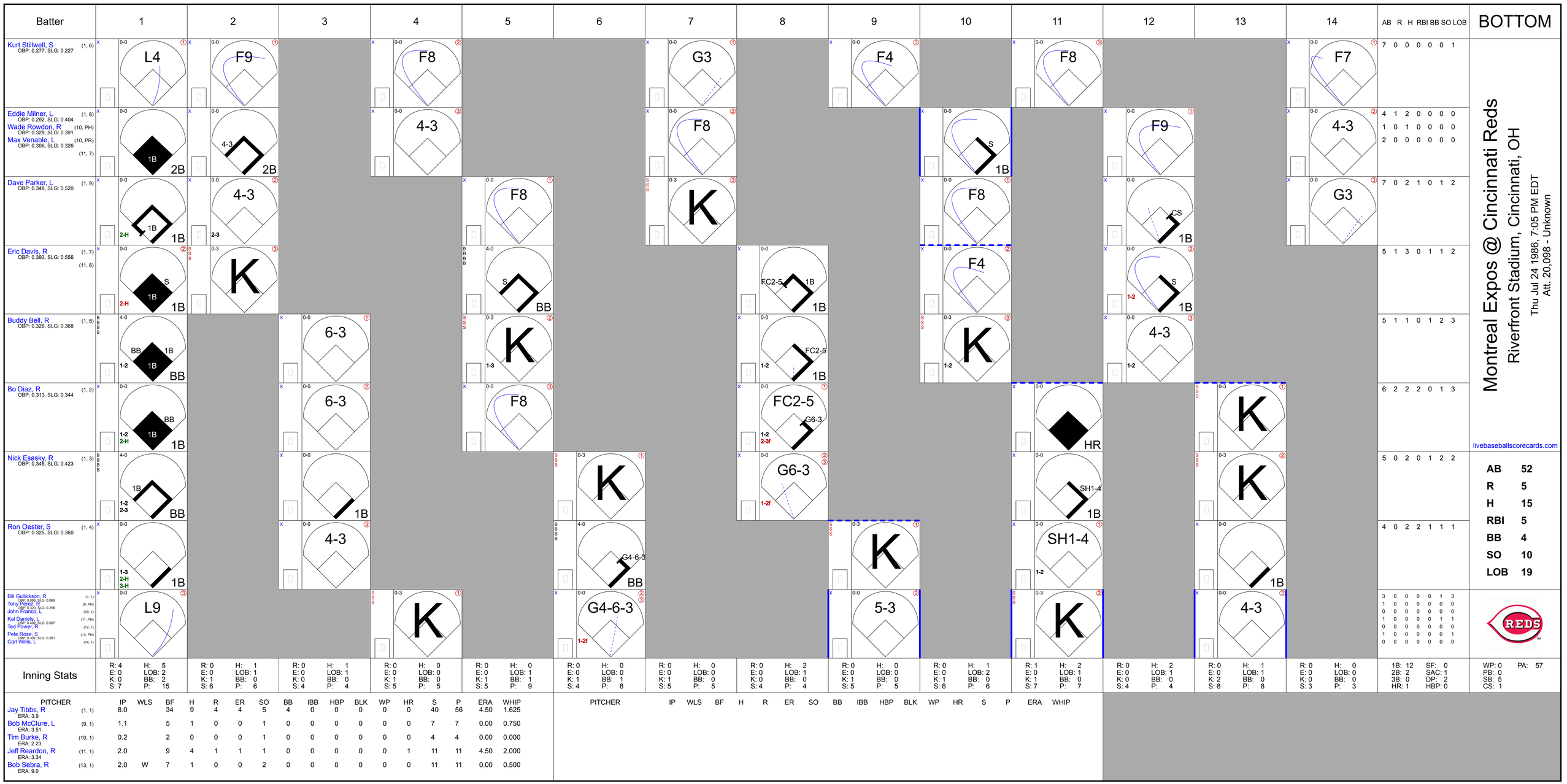
Batter
1
2
3
4
5
6
7
8
9
10
11
12
13
14
AB R H RBI BB SO LOB
BOTTOM
Kurt Stillwell, S (1, 6) OBP: 0.277, SLG: 0.227
L4
F9
F8
G3
F4
F8
F7
7 0 0 0 0 0 1
Eddie Milner, L (1, 8)
Wade Rowdon, R (10, PH)
Max Venable, L (10, PR) (11, 7) OBP: 0.306, SLG: 0.326
OBP: 0.292, SLG: 0.404
OBP: 0.329, SLG: 0.391
1B 2B
4-3 2B
4-3
F8
S 1B
F9
4-3
4 1 2 0 0 0 0
1 0 1 0 0 0 0
2 0 0 0 0 0 0
Dave Parker, L (1, 9) OBP: 0.348, SLG: 0.520
1B 1B
4-3
F8
K
F8
CS 1B
G3
7 0 2 1 0 1 2
Eric Davis, R (1, 7) (11, 8) OBP: 0.393, SLG: 0.556
S 1B
K
S BB
FC2-5 1B
F4
S 1B
5 1 3 0 1 1 2
Buddy Bell, R (1, 5) OBP: 0.326, SLG: 0.368
BB 1B
6-3
K
FC2-5
K
4-3
5 1 1 0 1 2 3
Bo Diaz, R (1, 2) OBP: 0.313, SLG: 0.344
BB 1B
6-3
F8
FC2-5 G6-3
HR
K
6 2 2 2 0 1 3
Nick Esasky, R (1, 3) OBP: 0.346, SLG: 0.423
1B BB
1B
K
G6-3
SH1-4
K
5 0 2 0 1 2 2
Ron Oester, S (1, 4) OBP: 0.325, SLG: 0.360
1B
4-3
G4-6-3
5-3
SH1-4
4-3
4 0 2 2 1 1 1
Bill Gullickson, R (1, 1) OBP: 0.086, SLG: 0.065
Tony Perez, R (9, PH) OBP: 0.320, SLG: 0.256
John Franco, L (10, 1)
Kal Daniels, L (11, PH) OBP: 0.462, SLG: 0.507
Ted Power, R (12, 1)
Pete Rose, S (13, PH) OBP: 0.307, SLG: 0.261
Carl Willis, L (14, 1)
L9
K
G4-6-3
5-3
K
4-3
3 0 0 0 0 1 3
1 0 0 0 0 0 0
0 0 0 0 0 0 0
1 0 0 0 0 1 1
0 0 0 0 0 0 0
1 0 0 0 0 0 1
0 0 0 0 0 0 0
Montreal Expos @ Cincinnati Reds
Riverfront Stadium, Cincinnati, OH
Thu Jul 24 1986, 7:05 PM EDT
Att. 20,098 - Unknown
livebaseballscorecards.com
AB 52
R 5
H 15
RBI 5
BB 4
SO 10
LOB 19
Inning Stats
1: R: 4 E: 0 K: 0 S: 7 | H: 5 LOB: 2 BB: 2 P: 15
2: R: 0 E: 0 K: 1 S: 6 | H: 1 LOB: 1 BB: 0 P: 6
3: R: 0 E: 0 K: 0 S: 4 | H: 1 LOB: 1 BB: 0 P: 4
4: R: 0 E: 0 K: 1 S: 5 | H: 0 LOB: 0 BB: 0 P: 5
5: R: 0 E: 0 K: 1 S: 5 | H: 0 LOB: 1 BB: 1 P: 9
6: R: 0 E: 0 K: 1 S: 4 | H: 0 LOB: 0 BB: 1 P: 8
7: R: 0 E: 0 K: 1 S: 5 | H: 0 LOB: 0 BB: 0 P: 5
8: R: 0 E: 0 K: 0 S: 4 | H: 2 LOB: 1 BB: 0 P: 4
9: R: 0 E: 0 K: 1 S: 5 | H: 0 LOB: 0 BB: 0 P: 5
10: R: 0 E: 0 K: 1 S: 6 | H: 1 LOB: 2 BB: 0 P: 6
11: R: 1 E: 0 K: 1 S: 7 | H: 2 LOB: 1 BB: 0 P: 7
12: R: 0 E: 0 K: 0 S: 4 | H: 2 LOB: 1 BB: 0 P: 4
13: R: 0 E: 0 K: 2 S: 8 | H: 1 LOB: 1 BB: 0 P: 8
14: R: 0 E: 0 K: 0 S: 3 | H: 0 LOB: 0 BB: 0 P: 3
1B: 12 2B: 2 3B: 0 HR: 1
SF: 0 SAC: 1 DP: 2 HBP: 0
WP: 0 PB: 0 SB: 5 CS: 1
PA: 57
PITCHER IP WLS BF H R ER SO BB IBB HBP BLK WP HR S P ERA WHIP
Jay Tibbs, R (1, 1) ERA: 3.9 8.0 34 9 4 4 5 4 0 0 0 0 0 40 56 4.50 1.625
Bob McClure, L (9, 1) ERA: 3.51 1.1 5 1 0 0 1 0 0 0 0 0 0 7 7 0.00 0.750
Tim Burke, R (10, 1) ERA: 2.23 0.2 2 0 0 0 1 0 0 0 0 0 0 4 4 0.00 0.000
Jeff Reardon, R (11, 1) ERA: 3.34 2.0 9 4 1 1 1 0 0 0 0 0 1 11 11 4.50 2.000
Bob Sebra, R (13, 1) ERA: 9.0 2.0 W 7 1 0 0 2 0 0 0 0 0 0 11 11 0.00 0.500
PITCHER IP WLS BF H R ER SO BB IBB HBP BLK WP HR S P ERA WHIP

Montreal Expos @ Cincinnati Reds

Riverfront Stadium, Cincinnati, OH

Fri Jul 25 1986, 7:05 PM EDT

Att. 22,454 - Unknown

TOP

livebaseballscorecards.com

Batter	1	2	3	4	5	6	7	8	9	AB	R	H	RBI	BB	SO	LOB
Tim Raines, S (1, 7) OBP: 0.403, SLG: 0.489 Al Newman, S (8, 4) OBP: 0.322, SLG: 0.273	F9		FC4-6 1B			FC3-6 2B		G3		4 0	0 0	2 0	0 0	0 0	0 0	0 0
Mitch Webster, S (1, 8) OBP: 0.359, SLG: 0.417 (8, 7)	FC5-4 2B		FC4-6 1-2f			BBBB FC3-6 BB		F9		3	0	1	0	1	0	1
Andre Dawson, R (1, 9) OBP: 0.325, SLG: 0.502 Bill Moore, R (8, 9) OBP: 0.167, SLG: 0.167	FC5-4 CS 2-3		SSS K			F8			SSS K	3 1	0 0	0 0	0 0	0 0	1 1	4 0
Wayne Krenchicki, L (1, 3) OBP: 0.306, SLG: 0.347	CS 1-2	HR 1B		4-3		FC3-6 1-2f 2-3			4-3	4	1	1	0	0	0	2
Tim Wallach, R (1, 5) OBP: 0.341, SLG: 0.470		1-H HR		5-3		4-3			4-3	4	1	1	2	0	0	2
Tom Foley, L (1, 6) OBP: 0.393, SLG: 0.370		SSS K		G3			F7			3	0	0	0	0	1	0
Vance Law, R (1, 4) OBP: 0.282, SLG: 0.290 (8, 1)		1-3			1-3		F9			3	0	0	0	0	0	0
Dann Bilardello, R (1, 2) OBP: 0.232, SLG: 0.273		1-3			1-3		4-3			3	0	0	0	0	0	0
Dennis Martinez, R (1, 1) OBP: 0.125, SLG: 0.250 Dave Tomlin, L (5, 1) George Wright, S (8, PH) OBP: 0.262, SLG: 0.321 (8, 8)			SSS K		4-3			SSS K		2 0 1	0 0 0	0 0 0	0 0 0	1 0 1	0 0 0	0 0 0

	AB	31
	R	2
	H	5
	RBI	2
	BB	1
	SO	5
	LOB	9

Inning Stats	1	2	3	4	5	6	7	8	9
	R: 0 E: 0 K: 0 S: 3	H: 1 LOB: 0 BB: 0 P: 3	R: 2 E: 0 K: 1 S: 7	H: 2 LOB: 0 BB: 0 P: 7	R: 0 E: 0 K: 2 S: 8	H: 1 LOB: 1 BB: 0 P: 8	R: 0 E: 0 K: 0 S: 3	H: 0 LOB: 0 BB: 0 P: 3	R: 0 E: 0 K: 0 S: 3	H: 0 LOB: 0 BB: 0 P: 3	R: 0 E: 0 K: 0 S: 4	H: 1 LOB: 2 BB: 1 P: 8	R: 0 E: 0 K: 0 S: 3	H: 0 LOB: 0 BB: 0 P: 3	R: 0 E: 0 K: 1 S: 5	H: 0 LOB: 0 BB: 0 P: 5	R: 0 E: 0 K: 1 S: 5	H: 0 LOB: 0 BB: 0 P: 5

1B: 2	SF: 0	WP: 0	PA: 33
2B: 2	SAC: 0	PB: 0	
3B: 0	DP: 0	SB: 0	
HR: 1	HBP: 0	CS: 1	

PITCHER		IP	WLS	BF	H	R	ER	SO	BB	IBB	HBP	BLK	WP	HR	S	P	ERA	WHIP
John Denny, R ERA: 4.39	(1, 1)	9.0	W	32	5	2	2	5	1	0	0	0	0	1	41	45	2.00	0.667

PITCHER		IP	WLS	BF	H	R	ER	SO	BB	IBB	HBP	BLK	WP	HR	S	P	ERA	WHIP

Batter	1	2	3	4	5	6	7	8	9	AB	R	H	RBI	BB	SO	LOB
Ron Oester, S (1, 4) OBP: 0.323, SLG: 0.358	G3		4-3	K		BB, E, 1B 1-2	4-3			5	0	1	0	0	1	4
Eddie Milner, L (1, 8) OBP: 0.294, SLG: 0.413	6-3			HR	F8	3-1-4 1-2 2-3		BBBB PB, WP FC6-4, BB		4	2	1	1	1	0	2
Dave Parker, L (1, 9) OBP: 0.350, SLG: 0.520 Max Venable, L (7, 7) OBP: 0.313, SLG: 0.326	F7			2B, E, 1B	1B, HR, 1B	F8		BBBB FC6-4 1-3 BB		4 0	2 0	2 0	0 0	0 1	0 0	2 0
Eric Davis, R (1, 7) OBP: 0.401, SLG: 0.577 (7, 9)		HR		E7 6-3, 1B 1-H 2B	HR 1-2 1B	IBB		FC6-4 G6-4-3 1-2f 3-H		4	3	3	2	1	0	1
Bo Diaz, R (1, 2) OBP: 0.315, SLG: 0.346		FC4-5 2B		6-3 2-3	F8	BB 1-2 2-3 3-H		G6-4-3 1-2f		4	0	1	1	1	0	4
Buddy Bell, R (1, 5) OBP: 0.328, SLG: 0.377		FC4-5 CS 2-3		BBB 1B, IBB BB	HR 1-H 2-H	F9				3	1	1	3	1	0	4
Nick Esasky, R (1, 3) OBP: 0.344, SLG: 0.419	SSS K 1-2			SSS K	FC6-4 1B		SSS K			4	0	1	0	0	3	3
Kurt Stillwell, S (1, 6) OBP: 0.283, SLG: 0.230			F3	1B 1-2 IBB	FC6-4 1-2f		SH1-4 1B			3	0	1	0	1	0	1
John Denny, R (1, 1) OBP: 0.227, SLG: 0.190			SSS K	1-2 2-3 3-H 1B		BBBB S, 1B BB BB	SH1-4 1-2			2	1	1	1	1	0	0
Inning Stats	R: 0 E: 0 K: 0 S: 3 H: 0 LOB: 0 BB: 0 P: 3	R: 1 E: 0 K: 1 S: 6 H: 2 LOB: 1 BB: 0 P: 6	R: 0 E: 0 K: 1 S: 5 H: 0 LOB: 0 BB: 0 P: 5	R: 3 E: 1 K: 2 S: 11 H: 4 LOB: 3 BB: 2 P: 19	R: 3 E: 0 K: 0 S: 7 H: 4 LOB: 1 BB: 0 P: 7	R: 1 E: 0 K: 0 S: 4 H: 1 LOB: 3 BB: 3 P: 16	R: 0 E: 0 K: 1 S: 6 H: 1 LOB: 1 BB: 0 P: 6	R: 1 E: 0 K: 0 S: 2 H: 0 LOB: 0 BB: 2 P: 10		1B: 7 2B: 3 3B: 0 HR: 3 SF: 0 SAC: 1 DP: 2 HBP: 0						

PITCHER		IP	WLS	BF	H	R	ER	SO	BB	IBB	HBP	BLK	WP	HR	S	P	ERA	WHIP
Dennis Martinez, R ERA: 7.36	(1, 1)	4.1	L	22	8	6	6	4	1	1	0	0	0	2	28	36	12.46	2.077
Dave Tomlin, L ERA: 6.75	(5, 1)	2.2		15	4	2	2	1	2	1	0	0	0	1	14	26	6.75	2.250
Vance Law, R ERA: 2.25	(8, 1)	1.0		4	0	1	0	0	2	0	0	0	1	0	2	10	0.00	2.000

PITCHER	IP	WLS	BF	H	R	ER	SO	BB	IBB	HBP	BLK	WP	HR	S	P	ERA	WHIP

BOTTOM

Montreal Expos @ Cincinnati Reds

Riverfront Stadium, Cincinnati, OH

Fri Jul 25 1986, 7:05 PM EDT

Att. 22,454 - Unknown

livebaseballscorecards.com

AB	33
R	9
H	12
RBI	8
BB	7
SO	5
LOB	21

WP: 1 PB: 1 SB: 1 CS: 1 PA: 41

Batter	1	2	3	4	5	6	7	8	9	AB	R	H	RBI	BB	SO	LOB
Tom Foley, L (1, 6) OBP: 0.382, SLG: 0.359	F8		F5		K		1B 2-H 1B		6-3	5	0	1	1	0	1	0
Mitch Webster, S (1, 8) OBP: 0.363, SLG: 0.419	K		3B 1B		K		1-2 1B		3B 1B	5	2	3	0	0	2	0
Tim Raines, S (1, 7) OBP: 0.405, SLG: 0.510	E6		1-H 2B 3B		HR		F9		1-H 3B	5	2	3	3	0	0	2
Andre Dawson, R (1, 9) OBP: 0.323, SLG: 0.500	6-3		1B 3-H 2B		F8		5-3		K	5	1	1	1	0	1	4
Tim Wallach, R (1, 5) OBP: 0.342, SLG: 0.469		6-3 2-H 1B			F9			FC1-6 1B	5-3	5	0	2	1	0	0	1
Wayne Krenchicki, L (1, 3) OBP: 0.309, SLG: 0.358 Vance Law, R (6, PH) OBP: 0.284, SLG: 0.292 (6, 3)		4-3 2B		F7	F3			1-2 FC1-6 1B		2 2	0 0	1 1	0 0	0 0	0 0	0 0
Al Newman, S (1, 4) OBP: 0.314, SLG: 0.265	4-3 2-3			4-3	6-3			1-2f 2-3 FC1-6		4	0	0	0	0	0	3
Tom Nieto, R (1, 2) OBP: 0.286, SLG: 0.233	5-3			BB			SH1-4 1B BB		K	2	1	0	0	2	1	3
Andy McGaffigan, R (1, 1) OBP: 0.071, SLG: 0.071 Tim Burke, R (6, 1) Mike Fitzgerald, R (7, PH) OBP: 0.356, SLG: 0.433 Bob McClure, R (7, 1) George Wright, S (8, PH) OBP: 0.267, SLG: 0.320 Bob Sebra, R (8, 1)			K	K			SH1-4 1-2		3-1	2 0 0 0 1 0	0 0 0 0 0 0	0 0 0 0 0 0	0 0 0 0 0 0	0 0 0 0 0 0	2 0 0 0 0 0	1 0 0 0 2 0

Inning Stats	1	2	3	4	5	6	7	8	9
R	0	0	3	0	1	0	1	0	1
E	1	0	0	0	0	0	0	0	0
K	1	0	1	1	2	0	0	1	1
S	6	4	8	5	8	3	5	7	7
H	0	1	4	0	1	0	2	2	2
LOB	1	1	0	1	0	0	2	2	1
BB	0	0	0	1	0	0	1	0	0
P	6	4	8	9	8	3	9	7	7

1B	SF	PA
7	0	41
2B: 2	SAC: 1	
3B: 2	DP: 0	
HR: 1	HBP: 0	

WP	PB	SB	CS
0	0	0	0

PITCHER		IP	WLS	BF	H	R	ER	SO	BB	IBB	HBP	BLK	WP	HR	S	P	ERA	WHIP
Mario Soto, R ERA: 4.29	(1, 1)	5.0		22	6	4	4	5	1	0	0	0	0	1	31	35	7.20	1.400
Rob Murphy, L ERA: 1.04	(6, 1)	1.2		8	2	1	1	0	1	0	0	0	0	0	7	11	5.40	1.800
Carl Willis, R ERA: 3.0	(7, 1)	0.1		1	0	0	0	0	0	0	0	0	0	0	1	1	0.00	0.000
Ron Robinson, R ERA: 2.26	(8, 1)	2.0	W	10	4	1	1	2	0	0	0	0	0	0	14	14	4.50	2.000

PITCHER	IP	WLS	BF	H	R	ER	SO	BB	IBB	HBP	BLK	WP	HR	S	P	ERA	WHIP

TOP

Montreal Expos @ Cincinnati Reds

Riverfront Stadium, Cincinnati, OH

Sat Jul 26 1986, 7:05 PM EDT

Att. 34,397 - Unknown

livebaseballscorecards.com

AB	38
R	6
H	12
RBI	6
BB	2
SO	7
LOB	16

Montreal Expos @ Cincinnati Reds

Riverfront Stadium, Cincinnati, OH

Sat Jul 26 1986, 7:05 PM EDT

Att. 34,397 - Unknown

BOTTOM

Batter	1	2	3	4	5	6	7	8	9	AB	R	H	RBI	BB	SO	LOB
Ron Oester, S (1, 4) OBP: 0.319, SLG: 0.353	6-3		K		F8		SH1-4 1-2		K	4	0	0	0	0	2	1
Eddie Milner, L (1, 8) OBP: 0.297, SLG: 0.415	5-3			4-3 1B 1B		HR 1B	2-H 1B		2B BB HBP	3	2	2	0	0	0	0
Tony Perez, R (7, PH) OBP: 0.327, SLG: 0.264										1	0	1	1	0	0	0
Scott Terry, R (7, PR) OBP: 0.500, SLG: 0.333										0	0	0	0	0	0	0
Ron Robinson, R (8, 1) OBP: 0.083, SLG: 0.083										0	0	0	0	0	0	0
Pete Rose, S (9, PH) OBP: 0.310, SLG: 0.261										0	1	0	0	0	0	0
Dave Parker, L (1, 9) OBP: 0.350, SLG: 0.529	K			F5		HR 1-H	F6		BB 2B 1-3	5	1	2	2	0	1	2
Eric Davis, R (1, 7) OBP: 0.401, SLG: 0.570 (8, 8)		6-3		4-3 1-2		BB S 2B	L7		IBB	3	1	0	0	2	0	2
Bo Diaz, R (1, 2) OBP: 0.323, SLG: 0.367		F8		2B 1B 2-H		2B 1-H		HR	BB 1-2 2-3 3-H	4	1	3	4	1	0	0
Buddy Bell, R (1, 5) OBP: 0.327, SLG: 0.379		5-3		2B 1-3		6-3		F3		4	0	1	0	0	0	1
Nick Esasky, R (1, 3) OBP: 0.342, SLG: 0.415			E8 6-3 1B	K2-3		K		F8		4	0	1	0	0	2	3
Kurt Stillwell, S (1, 6) OBP: 0.276, SLG: 0.223			L8		F9	G3			K	4	0	0	0	0	1	2
Mario Soto, R (1, 1) OBP: 0.048, SLG: 0.048			6-3 2-3		G3		SH1-4 1B BB		F6	1	0	0	0	0	0	1
Kal Daniels, L (5, PH) OBP: 0.389, SLG: 0.500										1	0	0	0	0	0	0
Rob Murphy, L (6, 1)										0	0	0	0	0	0	0
Carl Willis, L (7, 1)										0	0	0	0	0	0	0
Wade Rowdon, R (7, PH) OBP: 0.338, SLG: 0.391										0	1	0	0	1	0	0
(8, 7)																
Max Venable, L (9, 7) OBP: 0.310, SLG: 0.322										1	0	0	0	0	0	0
Inning Stats	R: 0 E: 0 K: 1 S: 5 H: 0 LOB: 0 BB: 0 P: 5	R: 0 E: 0 K: 0 S: 3 H: 0 LOB: 0 BB: 0 P: 3	R: 0 E: 1 K: 1 S: 6 H: 1 LOB: 1 BB: 0 P: 6	R: 1 E: 0 K: 1 S: 8 H: 3 LOB: 2 BB: 0 P: 8	R: 0 E: 0 K: 0 S: 3 H: 0 LOB: 0 BB: 0 P: 3	R: 3 E: 0 K: 1 S: 8 H: 3 LOB: 1 BB: 1 P: 12	R: 1 E: 0 K: 0 S: 4 H: 1 LOB: 1 BB: 1 P: 8	R: 1 E: 0 K: 1 S: 6 H: 1 LOB: 0 BB: 0 P: 6	R: 1 E: 0 K: 1 S: 5 H: 1 LOB: 3 BB: 2 P: 14	1B: 5 2B: 3 3B: 0 HR: 2	SF: 0 SAC: 1 DP: 0 HBP: 1						

AB	35
R	7
H	10
RBI	7
BB	4
SO	6
LOB	12

WP: 0 PB: 0 SB: 1 CS: 0 PA: 41

livebaseballscorecards.com

PITCHER		IP	WLS	BF	H	R	ER	SO	BB	IBB	HBP	BLK	WP	HR	S	P	ERA	WHIP
Andy McGaffigan, R ERA: 3.53	(1, 1)	5.0		21	6	3	3	3	0	0	0	0	0	1	27	27	5.40	1.200
Tim Burke, R ERA: 2.32	(6, 1)	1.0		5	1	1	1	1	1	0	0	0	0	0	6	10	9.00	2.000
Bob McClure, L ERA: 3.64	(7, 1)	1.0		5	1	1	1	0	1	0	0	0	0	0	4	8	9.00	2.000
Bob Sebra, R ERA: 9.64	(8, 1)	1.2	L	10	2	2	2	2	1	1	1	0	0	1	11	20	10.80	1.800

PITCHER	IP	WLS	BF	H	R	ER	SO	BB	IBB	HBP	BLK	WP	HR	S	P	ERA	WHIP

Batter	1	2	3	4	5	6	7	8	9	AB	R	H	RBI	BB	SO	LOB
Tom Foley, L (1, 6) OBP: 0.383, SLG: 0.373	4-3 1B	F7		1B 2B 1-3 2-H	G3			L4		5	1	2	1	0	0	3
Mitch Webster, S (1, 9) OBP: 0.361, SLG: 0.416	F9		K	1B 2-H 3-H	F8			F9		5	0	1	2	0	1	2
Jeff Reardon, R (8, 1) OBP: 0.167, SLG: 0.167										0	0	0	0	0	0	0
Dave Tomlin, L (8, 1)										0	0	0	0	0	0	0
Tim Raines, S (1, 7) OBP: 0.407, SLG: 0.515	4-3 1-2		3B	IBB		G4-6-3 1B			F8	4	0	2	0	1	0	1
Tim Wallach, R (1, 5) OBP: 0.338, SLG: 0.462	4-3		F6	F3		F5			F9	5	0	0	0	0	0	5
Wayne Krenchicki, L (1, 3) OBP: 0.307, SLG: 0.354		1B 1B 1B	3-1	F9		G4-6-3 1-2f			S 1B	4	1	1	0	0	0	4
Tim Burke, R (7, 1)										0	0	0	0	0	0	0
Andre Dawson, R (8, 9) OBP: 0.325, SLG: 0.502										1	0	1	0	0	0	0
Vance Law, R (1, 4) OBP: 0.289, SLG: 0.292		F7		1B 1B BB	BB 2B 1B		6-3		1-2 BB	3	2	1	0	2	0	1
(7, 3)																
George Wright, S (1, 8) OBP: 0.265, SLG: 0.318	1B 1-2 1B			F8	2B 1-2 BB		K	L6		4	1	1	0	1	1	3
Tom Nieto, R (1, 2) OBP: 0.308, SLG: 0.294	F8			1B 2B 1-3 1B	SH3-4 1-H 2-H 2B		K			4	1	2	2	0	1	2
Floyd Youmans, R (1, 1) OBP: 0.280, SLG: 0.267								5-3		2	1	2	2	0	0	0
Al Newman, S (7, 4) OBP: 0.312, SLG: 0.263	1-2 2-H 1B			2B 1B 1-2 3-H 1B	SH3-4 2-3					1	0	0	0	0	0	0
Inning Stats	R: 0 E: 0 K: 0 S: 4 H: 1 LOB: 1 BB: 0 P: 4	R: 1 E: 0 K: 0 S: 6 H: 3 LOB: 2 BB: 0 P: 6	R: 0 E: 0 K: 1 S: 6 H: 1 LOB: 1 BB: 0 P: 6	R: 4 E: 0 K: 0 S: 7 H: 4 LOB: 2 BB: 2 P: 15	R: 2 E: 0 K: 0 S: 5 H: 2 LOB: 1 BB: 1 P: 9	R: 0 E: 0 K: 0 S: 3 H: 1 LOB: 0 BB: 0 P: 3	R: 0 E: 0 K: 2 S: 7 H: 0 LOB: 0 BB: 0 P: 7	R: 0 E: 0 K: 0 S: 3 H: 0 LOB: 0 BB: 0 P: 3	R: 0 E: 0 K: 0 S: 4 H: 1 LOB: 2 BB: 1 P: 8	1B: 10 2B: 2 3B: 1 HR: 0 SF: 0 SAC: 1 DP: 1 HBP: 0						

PITCHER		IP	WLS	BF	H	R	ER	SO	BB	IBB	HBP	BLK	WP	HR	S	P	ERA	WHIP
Scott Terry, R ERA: 6.32	(1, 1)	3.1		20	9	5	5	1	1	0	0	0	0	0	21	25	13.50	3.000
Ted Power, R ERA: 4.86	(4, 1)	0.2		3	0	0	0	0	0	1	0	0	0	0	2	6	0.00	0.000
Carl Willis, R ERA: 3.38	(5, 1)	3.0		12	3	2	2	2	1	0	0	0	0	0	15	19	6.00	1.333
Rob Murphy, L ERA: 0.93	(8, 1)	1.0	W	3	0	0	0	0	0	0	0	0	0	0	3	3	0.00	0.000
John Franco, L ERA: 2.15	(9, 1)	1.0	S	5	1	0	0	0	1	0	0	0	0	0	4	8	0.00	2.000

PITCHER	IP	WLS	BF	H	R	ER	SO	BB	IBB	HBP	BLK	WP	HR	S	P	ERA	WHIP

TOP

Montreal Expos @ Cincinnati Reds

Riverfront Stadium, Cincinnati, OH

Sun Jul 27 1986, 3:33 AM EDT
Att. 23,904 - Unknown

livebaseballscorecards.com

AB	38
R	7
H	13
RBI	7
BB	4
SO	3
LOB	21

WP: 0	PA: 43
PB: 0	
SB: 1	
CS: 0	

BOTTOM

Batter	1	2	3	4	5	6	7	8	9	AB	R	H	RBI	BB	SO	LOB
Ron Oester, S (1, 4) OBP: 0.321, SLG: 0.355	S S S 0-3 ① K		x 0-0 ① WP S 1B		x 0-0 ① 3-1		x 0-0 ① 1B 1-2 2-3 4-3 1B	x 0-0 ① SH1-4 1-2 2-3		4	1	2	0	0	1	0
Eddie Milner, L (1, 8) OBP: 0.293, SLG: 0.409 Tony Perez, R (8, PH) OBP: 0.333, SLG: 0.264 John Franco, L (9, 1)	x 0-0 ② 4-3		S S S 0-3 ③ K 1-3		S S S 0-3 ② K		x 0-0 ① F5	x 4-0 1B IBB		4 0 0	0 0 0	0 0 0	0 1 0	0 0 0	2 0 0	4 0 0
Kal Daniels, L (1, 7) OBP: 0.409, SLG: 0.500	x 0-0 S 1B			B B B B 4-0 2B 1B BB	x 0-0 ③ F7		x 0-0 ③ 4-3 E 1-3 2-H 3-H 1B	x 0-0 ② L6		4	2	2	2	1	0	3
Eric Davis, R (1, 9) (9, 8) OBP: 0.401, SLG: 0.564	S S S 0-3 ③ K 1-2			x 0-0 ① F8		B B B B 4-0 S BB	x 0-0 ② 4-3 1-2 3-H	x 0-0 1-2 2-H 3-H 1B		4	0	1	3	1	1	3
Bo Diaz, R (1, 2) OBP: 0.322, SLG: 0.366 Tom Browning, L (7, PR) OBP: 0.184, SLG: 0.167 Sal Butera, R (8, 2) OBP: 0.333, SLG: 0.342		x 0-0 ① 5-3		S S S 0-3 ② K		x 0-0 ① 5-3 1-3	x 0-0 E7 2-H 1B	x 0-0 ③ F8		4 0 1	0 0 0	1 0 0	0 0 0	0 0 0	1 0 0	2 0 2
Buddy Bell, R (1, 5) OBP: 0.327, SLG: 0.381 Wade Rowdon, R (7, 5) OBP: 0.333, SLG: 0.385		x 0-0 ② F4		x 0-0 1-3 1B 2B		x 0-0 ② F3	x 0-0 ③ F7			3 1	1 0	1 0	0 0	0 0	0 0	1 1
Nick Esasky, R (1, 3) OBP: 0.345, SLG: 0.431	S S S 0-3 ③ K		B B B B 4-0 1B BB		x 0-0 ③ F8			x 0-0 HR		3	1	1	1	1	1	1
Kurt Stillwell, S (1, 6) OBP: 0.288, SLG: 0.232			x 0-0 ① F8	x 0-0 1-3 2-H 3-H 1B			x 0-0 1B PB 1B 1B	B B B B 4-0 SH1-4 WP 1B BB		3	2	2	2	1	0	0
Scott Terry, R (1, 1) OBP: 0.400, SLG: 0.250 Ted Power, R (4, 1) Max Venable, L (4, PH) OBP: 0.307, SLG: 0.319 Carl Willis, L (5, 1) Pete Rose, S (7, PH) OBP: 0.313, SLG: 0.261 Rob Murphy, L (8, 1) Dave Parker, L (8, PH) OBP: 0.352, SLG: 0.529 (9, 9)			x 0-0 ② G3	S S S 0-3 ③ K			B B B B 4-0 1B 1B 1-2 BB	B B B B 4-0 SH1-4 1B 1-2 BB		1 0 1 0 0 0 0	0 0 0 0 1 0 1	0 0 0 0 0 0 0	0 0 0 0 1 0 0	0 0 0 0 0 0 0	0 0 1 0 0 0 0	0 0 2 0 0 0 0
Inning Stats	R: 0 E: 0 K: 2 S: 8 H: 1 LOB: 1 BB: 0 P: 8	R: 0 E: 0 K: 1 S: 5 H: 0 LOB: 0 BB: 0 P: 5	R: 0 E: 0 K: 1 S: 6 H: 1 LOB: 1 BB: 0 P: 6	R: 2 E: 0 K: 2 S: 9 H: 2 LOB: 2 BB: 2 P: 17	R: 0 E: 0 K: 1 S: 5 H: 0 LOB: 0 BB: 0 P: 5	R: 0 E: 0 K: 0 S: 3 H: 0 LOB: 1 BB: 1 P: 7	R: 4 E: 1 K: 0 S: 7 H: 4 LOB: 1 BB: 1 P: 11	R: 3 E: 0 K: 0 S: 5 H: 2 LOB: 2 BB: 3 P: 17		1B: 8 2B: 1 3B: 0 HR: 1	SF: 0 SAC: 1 DP: 0 HBP: 0			WP: 2 PB: 1 SB: 4 CS: 0	PA: 41	

PITCHER		IP	WLS	BF	H	R	ER	SO	BB	IBB	HBP	BLK	WP	HR	S	P	ERA	WHIP
Floyd Youmans, R ERA: 3.78	(1, 1)	6.0		25	4	2	2	7	3	0	0	0	1	0	36	48	3.00	1.167
Tim Burke, R ERA: 2.65	(7, 1)	1.0		8	4	4	3	0	1	0	0	0	0	0	7	11	27.00	5.000
Jeff Reardon, R ERA: 3.62	(8, 1)	0.0	L	2	1	2	2	0	1	0	0	0	0	1	1	5	∞	∞
Dave Tomlin, L ERA: 7.36	(8, 1)	1.0		6	1	1	1	0	1	1	0	0	1	0	4	12	9.00	2.000

PITCHER	IP	WLS	BF	H	R	ER	SO	BB	IBB	HBP	BLK	WP	HR	S	P	ERA	WHIP

Montreal Expos @ Cincinnati Reds

Riverfront Stadium, Cincinnati, OH

Sun Jul 27 1986, 3:33 AM EDT

Att. 23,904 - Unknown

livebaseballscorecards.com

AB	33
R	9
H	10
RBI	8
BB	7
SO	7
LOB	19

Batter	1	2	3	4	5	6	7	8	9	AB	R	H	RBI	BB	SO	LOB
Joe Orsulak, L (1, 9) OBP: 0.323, SLG: 0.373	1-3		6-3		K		1B 1B	F7		5	1	1	0	0	1	0
Barry Bonds, L (1, 8) OBP: 0.332, SLG: 0.429	4-3		F8		3-1		1B 1B 1-2	K2-3		5	1	1	0	0	1	0
Johnny Ray, S (1, 4) OBP: 0.367, SLG: 0.388	BB 1B		1B 2B BB		F4		1B 1B 1-3 2-H	2B		4	2	3	1	1	0	0
Sid Bream, L (1, 3) OBP: 0.363, SLG: 0.474	1-2 BB		2B 1-3 1B			1B SF9 BB	1B WP 1-2 3-H 1B	F5		3	3	2	1	2	0	1
R.J. Reynolds, S (1, 7) OBP: 0.377, SLG: 0.487	K		1-H 2B 3-H			5-3 1-3 1B	WP 1-3 2-H 1B		F7	5	0	3	3	0	1	2
Tony Peña, R (1, 2) OBP: 0.327, SLG: 0.378		5-3	5-3			5-3 1-2	K 1-2 3-H		1B S 1B	5	0	1	0	0	1	4
Jim Morrison, R (1, 5) OBP: 0.322, SLG: 0.424		FC5-4 BB		5-3		SF9 3-H	5-3		K 1-2	3	0	0	1	1	1	2
U L Washington, S (1, 6) OBP: 0.357, SLG: 0.350		F8		4-3		IBB	BB		1B 2-3	3	0	1	0	2	0	1
Rick Reuschel, R (1, 1) OBP: 0.146, SLG: 0.149 Mike Brown, R (7, PH) OBP: 0.302, SLG: 0.316 Barry Jones, R (7, 1)		FC5-4 1-2f		6-3		K	F3		5-3	3 1 1	0 0 0	0 0 0	0 0 0	0 0 0	1 0 0	3 2 2
Inning Stats	R: 0 E: 0 K: 1 S: 6 H: 1 LOB: 2 BB: 1 P: 10	R: 0 E: 0 K: 0 S: 3 H: 0 LOB: 1 BB: 1 P: 7	R: 2 E: 0 K: 0 S: 5 H: 2 LOB: 1 BB: 1 P: 9	R: 0 E: 0 K: 0 S: 3 H: 0 LOB: 0 BB: 0 P: 3	R: 0 E: 0 K: 1 S: 5 H: 0 LOB: 0 BB: 0 P: 5	R: 1 E: 0 K: 1 S: 6 H: 1 LOB: 2 BB: 2 P: 14	R: 4 E: 0 K: 1 S: 10 H: 5 LOB: 2 BB: 1 P: 14	R: 0 E: 0 K: 1 S: 6 H: 1 LOB: 1 BB: 0 P: 6	R: 0 E: 0 K: 1 S: 7 H: 2 LOB: 2 BB: 0 P: 7	1B: 10 2B: 2 3B: 0 HR: 0 SF: 1 SAC: 0 DP: 0 HBP: 0							

TOP

Pittsburgh Pirates @ Montreal Expos

Olympic Stadium, Montreal, QB

Mon Jul 28 1986, 7:05 PM EDT

Att. 16,221 - Unknown

livebaseballscorecards.com

AB	38
R	7
H	12
RBI	6
BB	6
SO	6
LOB	17

PITCHER		IP	WLS	BF	H	R	ER	SO	BB	IBB	HBP	BLK	WP	HR	S	P	ERA	WHIP
Bryn Smith, R ERA: 3.92	(1, 1)	6.0	L	29	6	5	5	3	4	1	0	0	0	0	30	50	7.50	1.667
Bob McClure, L ERA: 4.07	(7, 1)	0.0		3	3	1	1	0	0	0	0	0	0	0	3	3	∞	∞
Bob Sebra, R ERA: 5.87	(7, 1)	3.0		13	3	1	1	3	1	0	0	0	1	0	18	22	3.00	1.333

PITCHER	IP	WLS	BF	H	R	ER	SO	BB	IBB	HBP	BLK	WP	HR	S	P	ERA	WHIP

WP: 1 PB: 0 SB: 1 CS: 0 PA: 45

BOTTOM

Batter	1	2	3	4	5	6	7	8	9	AB	R	H	RBI	BB	SO	LOB
Tom Foley, L (1, 6) OBP: 0.384, SLG: 0.368	BBBB 4-0 E S 1B BB	x 0-0 ② 1-2 1B			x 0-0 ① 4-3	x 0-0 ③ 4-3			x 0-0 ③ 3-1	4	1	1	0	1	0	2
George Wright, S (1, 8) OBP: 0.264, SLG: 0.313	H 1-0 1B 1-3 6-3 HBP	x 0-0 ③ 4-3			x 0-0 ② 4-3		x 0-0 ① G3			3	1	0	0	0	0	1
Tim Raines, S (1, 7) OBP: 0.406, SLG: 0.512	x 0-0 6-3 S 1-3 FC6-2 3-H 1B		x 0-0 ① F7		x 0-0 ③ 4-3		x 0-0 ② G3			4	0	1	1	0	0	0
Andre Dawson, R (1, 9) OBP: 0.324, SLG: 0.498	x 0-0 ① 6-3 1-3 3-H		x 0-0 ② 1-3			x 0-0 S S 1B 1B	SSS 0-3 ③ K			4	1	1	1	0	1	1
Tim Wallach, R (1, 5) OBP: 0.334, SLG: 0.457	x 0-0 ② FC6-2 1B 3-H		x 0-0 E5			SSS 0-3 ① K 1-2		x 0-0 ① 6-3		4	0	0	0	0	1	2
Wayne Krenchicki, L (1, 3) OBP: 0.313, SLG: 0.354	x 0-0 FC5-4 1-3 1B		x 0-0 ③ F6			BBBB 4-0 S 1B BB		x 0-0 ② 1-3		3	1	1	0	1	0	1
Vance Law, R (1, 4) OBP: 0.288, SLG: 0.289	x 0-0 ③ FC5-4 1-2f			SSS 0-3 ① K		BBBB 4-0 FC2-6 1B 1-2 2-3 BB		x 0-0 ③ 6-3		3	0	0	0	1	1	2
Tom Nieto, R (1, 2) OBP: 0.317, SLG: 0.306 Mitch Webster, S (6, PH) OBP: 0.362, SLG: 0.418 Dann Bilardello, R (7, 2) OBP: 0.229, SLG: 0.270		x 0-0 CS 1B		x 0-0 ② F9		x 0-0 FC2-6 1-2 2-H 3-H 1B			SSS 0-3 ① K	2 1 1	0 0 0	1 1 0	0 2 0	0 0 0	0 0 1	0 0 0
Bryn Smith, R (1, 1) OBP: 0.159, SLG: 0.150 Bob McClure, R (7, 1) Bob Sebra, R (7, 1) Jim Wohlford, R (9, PH) OBP: 0.246, SLG: 0.264		SSS 0-3 ① K		SSS 0-3 ③ K		x 0-0 ② FC2-6 1-2f 2-3			SSS 0-3 ② K	3 0 0 1	0 0 0 0	0 0 0 0	0 0 0 0	0 0 0 0	2 0 0 1	3 0 0 0
Inning Stats	R: 2 H: 2 E: 0 LOB: 2 K: 0 BB: 1 S: 5 P: 10	R: 0 H: 2 E: 0 LOB: 1 K: 1 BB: 0 S: 6 P: 6	R: 0 H: 0 E: 1 LOB: 1 K: 0 BB: 0 S: 4 P: 4	R: 0 H: 0 E: 0 LOB: 0 K: 2 BB: 0 S: 7 P: 7	R: 0 H: 0 E: 0 LOB: 0 K: 0 BB: 0 S: 3 P: 3	R: 2 H: 2 E: 0 LOB: 2 K: 1 BB: 2 S: 7 P: 15	R: 0 H: 0 E: 0 LOB: 0 K: 1 BB: 0 S: 5 P: 5	R: 0 H: 0 E: 0 LOB: 0 K: 0 BB: 0 S: 3 P: 3	R: 0 H: 0 E: 0 LOB: 0 K: 2 BB: 0 S: 7 P: 7	1B: 6 2B: 0 3B: 0 HR: 0	SF: 0 SAC: 0 DP: 0 HBP: 1					WP: 0 PB: 0 SB: 5 CS: 1	PA: 37

PITCHER		IP	WLS	BF	H	R	ER	SO	BB	IBB	HBP	BLK	WP	HR	S	P	ERA	WHIP
Rick Reuschel, R ERA: 4.4	(1, 1)	6.0	W	28	6	4	4	4	3	0	1	0	0	0	32	45	6.00	1.500
Barry Jones, R ERA: 3.55	(7, 1)	3.0	S	9	0	0	0	3	0	0	0	0	0	0	15	15	0.00	0.000

PITCHER	IP	WLS	BF	H	R	ER	SO	BB	IBB	HBP	BLK	WP	HR	S	P	ERA	WHIP

Pittsburgh Pirates @ Montreal Expos

Olympic Stadium, Montreal, QB

Mon Jul 28 1986, 7:05 PM EDT

Att. 16,221 - Unknown

livebaseballscorecards.com

AB	33
R	4
H	6
RBI	4
BB	3
SO	7
LOB	12

Batter	1	2	3	4	5	6	7	8	9	AB	R	H	RBI	BB	SO	LOB
Joe Orsulak, L (1, 9) OBP: 0.320, SLG: 0.369	4-3		5-3		4-1 1-2			K		3	0	0	0	0	0	1
Mike Brown, R (8, PH) OBP: 0.300, SLG: 0.315										1	0	0	0	0	1	0
Don Robinson, R (8, 1) OBP: 0.500, SLG: 0.500										0	0	0	0	0	0	0
Barry Bonds, L (1, 8) OBP: 0.330, SLG: 0.435	3-1			F8		K		3B		4	0	1	0	0	1	0
Johnny Ray, S (1, 4) OBP: 0.366, SLG: 0.386	1B			6-3		F6		G3		4	0	1	0	0	0	1
Sid Bream, L (1, 3) OBP: 0.362, SLG: 0.477	F7			3B		G3			F4	4	0	1	0	0	0	1
R.J. Reynolds, S (1, 7) (8, 9) OBP: 0.373, SLG: 0.481		4-3		6-3			4-3		K	4	0	0	0	0	1	1
Tony Peña, R (1, 2) OBP: 0.326, SLG: 0.376		F8			F9		S 1B		F6	4	0	1	0	0	0	0
Jim Morrison, R (1, 5) OBP: 0.322, SLG: 0.423		K			E8 1B		F7 1-2			3	1	1	0	0	1	1
U L Washington, S (1, 6) OBP: 0.356, SLG: 0.349			L6		1B 2-H		L8			3	1	1	1	0	0	1
Bob Walk, R (1, 1) OBP: 0.231, SLG: 0.292			5-3		CS 1B 2-H				F9	2	0	1	1	0	0	0
Jim Winn, R (6, 1)										0	0	0	0	0	0	0
Pat Clements, R (7, 1)										0	0	0	0	0	0	0
Bill Almon, R (8, PH) (8, 7) OBP: 0.325, SLG: 0.398										1	0	0	0	0	0	0
Inning Stats	R: 0 E: 0 K: 0 S: 4 H: 1 LOB: 1 BB: 0 P: 4	R: 0 E: 0 K: 1 S: 5 H: 0 LOB: 0 BB: 0 P: 5	R: 0 E: 0 K: 0 S: 3 H: 0 LOB: 0 BB: 0 P: 3	R: 0 E: 0 K: 0 S: 4 H: 1 LOB: 1 BB: 0 P: 4	R: 2 E: 1 K: 0 S: 5 H: 3 LOB: 0 BB: 0 P: 5	R: 0 E: 0 K: 1 S: 5 H: 0 LOB: 0 BB: 0 P: 5	R: 0 E: 0 K: 0 S: 4 H: 1 LOB: 1 BB: 0 P: 4	R: 0 E: 0 K: 1 S: 6 H: 1 LOB: 1 BB: 0 P: 6	R: 0 E: 0 K: 1 S: 5 H: 0 LOB: 0 BB: 0 P: 5	1B: 5 2B: 0 3B: 2 HR: 0	SF: 0 SAC: 0 DP: 0 HBP: 0						

PITCHER		IP	WLS	BF	H	R	ER	SO	BB	IBB	HBP	BLK	WP	HR	S	P	ERA	WHIP
Jay Tibbs, R ERA: 3.76	(1, 1)	7.0	W	26	6	2	1	2	0	0	0	0	0	0	30	30	1.29	0.857
Bob McClure, L ERA: 4.01	(8, 1)	0.2		3	1	0	0	1	0	0	0	0	0	0	5	5	0.00	1.500
Jeff Reardon, R ERA: 3.55	(8, 1)	1.1	S	4	0	0	0	1	0	0	0	0	0	0	6	6	0.00	0.000

PITCHER	IP	WLS	BF	H	R	ER	SO	BB	IBB	HBP	BLK	WP	HR	S	P	ERA	WHIP

TOP

Pittsburgh Pirates @ Montreal Expos

Olympic Stadium, Montreal, QB

Wed Jul 30 1986, 7:05 PM EDT

Att. 12,672 - Unknown

livebaseballscorecards.com

AB	33
R	2
H	7
RBI	2
BB	0
SO	4
LOB	6

1B: 5	SF: 0
2B: 0	SAC: 0
3B: 2	DP: 0
HR: 0	HBP: 0

WP: 0	PA: 33
PB: 0	
SB: 1	
CS: 1	

Batter	1	2	3	4	5	6	7	8	9	AB	R	H	RBI	BB	SO	LOB
Tim Raines, S (1, 7) OBP: 0.408, SLG: 0.515	G3 2B		BB 1B 1-2		K 2-3		G3 BBBI IBB			4	0	2	0	1	1	1
Mitch Webster, S (1, 8) OBP: 0.363, SLG: 0.414	G3 2-3		BB 1-2 2-3		G6-4-3 BB BBBB		F7	L4		3	0	0	0	2	0	3
Andre Dawson, R (1, 9) OBP: 0.327, SLG: 0.494	G5-4-3 BB BBBB		K		G6-4-3 1-2f		1B WP BB BBBB			2	1	0	0	2	1	5
Hubie Brooks, R (1, 6) OBP: 0.385, SLG: 0.566	G5-4-3 1-2f		4-1			BB 1B 1B	WP 1-3 1B			4	1	2	0	0	0	5
Tim Wallach, R (1, 5) OBP: 0.336, SLG: 0.456		5-3		1B 1B		F3	BB 1-2 3-H			3	0	1	0	1	0	1
Wayne Krenchicki, L (1, 3) OBP: 0.320, SLG: 0.351		CS BB BBBB		K SSS		L4-6 1B BB 1-2 BBBB	L9			1	0	0	0	2	1	1
Jim Wohlford, R (7, PH) OBP: 0.241, SLG: 0.259										1	0	0	0	0	0	2
Bob McClure, R (8, 1)										0	0	0	0	0	0	0
Jeff Reardon, R (8, 1) OBP: 0.167, SLG: 0.167										0	0	0	0	0	0	0
Mike Fitzgerald, R (1, 2) OBP: 0.363, SLG: 0.440		F7 1-2		G3-6-1 1-2 1B		1B 1-2 2-H		4-3 SH2-4 1B		4	0	3	1	0	0	1
Tom Foley, L (1, 4) OBP: 0.382, SLG: 0.360			BB 1B BB BBBB	G3-6-1 1-2f		L4-6 2-3		SH2-4 1-2		2	0	0	0	1	0	4
Jay Tibbs, R (1, 1) OBP: 0.195, SLG: 0.179			K SSS		E5 WP 1B			4-3 2-3		2	0	1	0	0	1	1
Wallace Johnson, S (7, PH) OBP: 0.154, SLG: 0.385										2	1	1	1	0	0	1
(8, 3)										0	0	0	0	0	0	0
Vance Law, R (9, 3) OBP: 0.288, SLG: 0.289							HR									
Inning Stats	R: 0 E: 0 K: 0 S: 3 H: 1 LOB: 1 BB: 1 P: 7	R: 0 E: 0 K: 0 S: 2 H: 0 LOB: 0 BB: 1 P: 6	R: 0 E: 0 K: 2 S: 8 H: 1 LOB: 3 BB: 2 P: 16	R: 0 E: 0 K: 1 S: 6 H: 2 LOB: 1 BB: 0 P: 6	R: 0 E: 1 K: 1 S: 5 H: 1 LOB: 1 BB: 1 P: 9	R: 1 E: 0 K: 0 S: 4 H: 2 LOB: 1 BB: 1 P: 8	R: 2 E: 0 K: 0 S: 5 H: 2 LOB: 2 BB: 2 P: 13	R: 0 E: 0 K: 0 S: 4 H: 1 LOB: 2 BB: 1 P: 8		1B: 8 2B: 2 3B: 0 HR: 1	SF: 0 SAC: 1 DP: 4 HBP: 0						

PITCHER		IP	WLS	BF	H	R	ER	SO	BB	IBB	HBP	BLK	WP	HR	S	P	ERA	WHIP
Bob Walk, R ERA: 3.45	(1, 1)	5.0		21	5	0	0	4	5	0	0	0	1	0	24	44	0.00	2.000
Jim Winn, R ERA: 3.65	(6, 1)	1.2	L	11	4	3	3	0	3	0	0	0	1	1	8	20	16.20	4.200
Pat Clements, L ERA: 3.48	(7, 1)	0.1		1	0	0	0	0	0	0	0	0	0	0	1	1	0.00	0.000
Don Robinson, R ERA: 2.78	(8, 1)	1.0		5	1	0	0	0	0	1	0	0	0	0	4	8	0.00	1.000

PITCHER	IP	WLS	BF	H	R	ER	SO	BB	IBB	HBP	BLK	WP	HR	S	P	ERA	WHIP

BOTTOM

Pittsburgh Pirates @ Montreal Expos

Olympic Stadium, Montreal, QB

Wed Jul 30 1986, 7:05 PM EDT

Att. 12,672 - Unknown

livebaseballscorecards.com

AB	28
R	3
H	10
RBI	2
BB	9
SO	4
LOB	25

WP: 2	PA: 38		
PB: 0			
SB: 0			
CS: 1			

Batter	1	2	3	4	5	6	7	8	9	AB	R	H	RBI	BB	SO	LOB
Tim Raines, S (1, 7) OBP: 0.409, SLG: 0.512	BBBB 4-0 1B SF9 BB		BBBB 4-0 1B CS BB		x 0-0 ③ 4-3			x 0-0 ② 4-3		2	1	0	0	2	0	1
Mitch Webster, S (1, 8) OBP: 0.364, SLG: 0.415	x 0-0 1-3 K 1B		x 0-0 1-3 1B			x 0-0 ① 3-1		x 0-0 ③ 3-1		4	0	2	0	0	0	0
Andre Dawson, R (1, 9) OBP: 0.326, SLG: 0.493	x 0-0 ① SF9 3-H		0-0 ③ CS 3-H	x 0-0 ① 6-3		x 0-0 CS 1B			SSS 0-3 ① K	3	0	1	1	0	1	0
Hubie Brooks, R (1, 6) OBP: 0.388, SLG: 0.569 Wallace Johnson, S (9, PH) OBP: 0.143, SLG: 0.357	SSS 0-3 ② ③ K 1-2			x 0-0 2B		BBBB 4-0 ② FC6-4 1-2 BB			x 0-0 ② 4-3	2 1	0 0	1 0	0 0	1 0	1 0	1 0
Tim Wallach, R (1, 5) OBP: 0.333, SLG: 0.451		SSS 0-3 ① K	SSS 0-3 ② K			x 0-0 ③ FC6-4 1-2f			SSS 0-3 ③ K	4	0	0	0	0	3	2
Wayne Krenchicki, L (1, 3) OBP: 0.313, SLG: 0.343		SSS 0-3 ② K	x 0-0 ③ 3-1				x 0-0 ① F7			3	0	0	0	0	1	1
Mike Fitzgerald, R (1, 2) OBP: 0.364, SLG: 0.440 Tom Nieto, R (5, 2) OBP: 0.310, SLG: 0.297		SSS 0-3 ③ K			x 0-0 1B		x 0-0 ② 6-3			2 1	0 0	1 0	0 0	0 0	1 0	0 0
Tom Foley, L (1, 4) OBP: 0.371, SLG: 0.348			SSS 0-3 ① K		x 0-0 ① L6		x 0-0 ③ 6-3			3	0	0	0	0	1	1
Floyd Youmans, R (1, 1) OBP: 0.269, SLG: 0.255 Tim Burke, R (6, 1) George Wright, S (8, PH) OBP: 0.263, SLG: 0.311 Dennis Martinez, R (8, 1) OBP: 0.125, SLG: 0.250			SSS 0-3 ② K		x 0-0 ② F9			x 0-0 ① F8		2 0 1 0	0 0 0 0	0 0 0 0	0 0 0 0	1 0 0 0	1 0 0 0	1 0 0 0
Inning Stats	R: 1 E: 0 K: 1 S: 5 H: 1 LOB: 0 BB: 1 P: 9	R: 0 E: 0 K: 3 S: 9 H: 0 LOB: 0 BB: 0 P: 9	R: 0 E: 0 K: 2 S: 7 H: 1 LOB: 1 BB: 1 P: 11	R: 0 E: 0 K: 1 S: 6 H: 1 LOB: 1 BB: 0 P: 6	R: 0 E: 0 K: 0 S: 4 H: 1 LOB: 1 BB: 0 P: 4	R: 0 E: 0 K: 0 S: 3 H: 1 LOB: 1 BB: 1 P: 7	R: 0 E: 0 K: 0 S: 3 H: 0 LOB: 0 BB: 0 P: 3	R: 0 E: 0 K: 0 S: 3 H: 0 LOB: 0 BB: 0 P: 3	R: 0 E: 0 K: 2 S: 7 H: 0 LOB: 0 BB: 0 P: 7	1B: 4 2B: 1 3B: 0 HR: 0 SF: 1 SAC: 0 DP: 0 HBP: 0						

PITCHER		IP	WLS	BF	H	R	ER	SO	BB	IBB	HBP	BLK	WP	HR	S	P	ERA	WHIP
Dwight Gooden, R ERA: 2.93	(1, 1)	5.0	W	19	4	1	1	7	2	0	0	0	0	0	31	39	1.80	1.200
Roger McDowell, R ERA: 2.16	(6, 1)	4.0	S	13	1	0	0	2	1	0	0	0	0	0	16	20	0.00	0.500

PITCHER	IP	WLS	BF	H	R	ER	SO	BB	IBB	HBP	BLK	WP	HR	S	P	ERA	WHIP

TOP

Montreal Expos @ New York Mets

Shea Stadium, Flushing, NY

Fri Aug 01 1986, 7:05 PM EDT

Att. 47,883 - Unknown

livebaseballscorecards.com

AB	28
R	1
H	5
RBI	1
BB	3
SO	9
LOB	7

WP: 0 PB: 0 SB: 0 CS: 2 PA: 33

Batter	1	2	3	4	5	6	7	8	9	AB	R	H	RBI	BB	SO	LOB
Lenny Dykstra, L (1, 8) OBP: 0.397, SLG: 0.496	BBBB 4-0 4-3 S 1B BB		x 0-0 S 1B	x 0-0 ③ F7		x 0-0 ③ F9				3	1	1	0	1	0	3
Wally Backman, S (1, 4) OBP: 0.376, SLG: 0.386	x 0-0 ① 4-3 1-3		x 0-0 ① F6		BBBB 4-0 WP S BB		SSS 0-3 ① K			3	0	0	0	1	1	2
Keith Hernandez, L (1, 3) OBP: 0.386, SLG: 0.412	x 0-0 3-H 1B		x 0-0 ② F3		x 0-0 ① F6 1-2		x 0-0 ② G3			4	0	1	1	0	0	2
Gary Carter, R (1, 2) OBP: 0.332, SLG: 0.423	SSS 0-3 ② K		x 0-0 ③ F7 1-2		x 0-0 ② F8		x 0-0 ③ 6-3			4	0	0	0	0	1	3
Darryl Strawberry, L (1, 9) OBP: 0.386, SLG: 0.542	SSS 0-3 ③ K			BBBB 4-0 1B 1B BB	4-0 WP IBB			x 0-0 ① 4-3		2	1	0	0	2	1	1
Kevin Mitchell, R (1, 7) OBP: 0.383, SLG: 0.559		x 0-0 SF7 3B	x 0-0 ① F4	x 0-0 ③ L4 1-2 2-3				x 0-0 ② 6-3		4	1	1	0	0	0	3
Ray Knight, R (1, 5) OBP: 0.350, SLG: 0.434		x 0-0 ① SF7 3-H	x 0-0 FC4-6 1B 1-2 1B			x 0-0 SH3-4 1B		x 0-0 ③ L6		3	0	2	1	0	0	0
Rafael Santana, R (1, 6) OBP: 0.251, SLG: 0.196		x 0-0 ② 6-3	x 0-0 FC4-6 1-2 2-H 1B			x 0-0 ① F9				3	0	1	1	0	0	1
Dwight Gooden, R (1, 1) OBP: 0.118, SLG: 0.122		x 0-0 ③ F9	x 0-0 ② FC4-6 1-2f 2-3			x 0-0 ② SH3-4 1-2				2	0	0	0	0	0	2
Roger McDowell, R (6, 1) OBP: 0.400, SLG: 0.357										0	0	0	0	0	0	0
Inning Stats	R: 1 H: 1 E: 0 LOB: 1 K: 2 BB: 1 S: 8 P: 12	R: 1 H: 1 E: 0 LOB: 0 K: 0 BB: 0 S: 4 P: 4	R: 0 H: 1 E: 0 LOB: 1 K: 0 BB: 0 S: 4 P: 4	R: 1 H: 2 E: 0 LOB: 2 K: 0 BB: 1 S: 5 P: 9	R: 0 H: 0 E: 0 LOB: 2 K: 0 BB: 2 S: 3 P: 11	R: 0 H: 1 E: 0 LOB: 1 K: 0 BB: 0 S: 4 P: 4	R: 0 H: 0 E: 0 LOB: 0 K: 1 BB: 0 S: 5 P: 5	R: 0 H: 0 E: 0 LOB: 0 K: 0 BB: 0 S: 3 P: 3		1B: 5 SF: 1 2B: 0 SAC: 1 3B: 1 DP: 0 HR: 0 HBP: 0						

PITCHER	IP	WLS	BF	H	R	ER	SO	BB	IBB	HBP	BLK	WP	HR	S	P	ERA	WHIP
Floyd Youmans, R (1, 1) ERA: 3.84	5.0	L	24	5	3	3	2	3	1	0	0	1	0	24	40	5.40	1.600
Tim Burke, R (6, 1) ERA: 2.58	2.0		7	1	0	0	1	0	0	0	0	0	0	9	9	0.00	0.500
Dennis Martinez, R (8, 1) ERA: 7.17	1.0		3	0	0	0	0	0	0	0	0	0	0	3	3	0.00	0.000

PITCHER	IP	WLS	BF	H	R	ER	SO	BB	IBB	HBP	BLK	WP	HR	S	P	ERA	WHIP

BOTTOM

Montreal Expos @ New York Mets

Shea Stadium, Flushing, NY

Fri Aug 01 1986, 7:05 PM EDT

Att. 47,883 - Unknown

livebaseballscorecards.com

AB	28
R	3
H	6
RBI	3
BB	4
SO	3
LOB	17

WP: 1	PA: 34		
PB: 0			
SB: 3			
CS: 0			

Batter	1	2	3	4	5	6	7	8	9	AB	R	H	RBI	BB	SO	LOB
Tom Foley, L (1, 6) OBP: 0.367, SLG: 0.354	K		F8			4-3		2B		4	0	1	1	0	1	1
Mitch Webster, S (1, 8) OBP: 0.363, SLG: 0.412	F7			K		K		HBP		3	0	0	0	0	2	0
Tim Raines, S (1, 7) OBP: 0.408, SLG: 0.508	4-3			BB			F7	K		3	0	0	0	1	1	2
Andre Dawson, R (1, 9) OBP: 0.328, SLG: 0.491		K		F5			FC6-4 HBP		1B	3	0	1	0	0	1	1
Tim Wallach, R (1, 5) OBP: 0.329, SLG: 0.446		6-3		K			FC6-4 FC3-6		F4	4	0	0	0	0	1	3
Wayne Krenchicki, L (1, 3) OBP: 0.307, SLG: 0.336 Jim Wohlford, R (9, PH) OBP: 0.237, SLG: 0.255	F8				F7		FC3-6		L5	3 1	0 0	0 0	0 0	0 0	0 0	1 1
Vance Law, R (1, 4) OBP: 0.288, SLG: 0.289			6-3		F7			2B 1B	F7	4	1	1	0	0	0	1
Tom Nieto, R (1, 2) OBP: 0.311, SLG: 0.350			3B		1-3			F6		3	0	1	0	0	0	1
Bob Sebra, R (1, 1)			6-3			K		K		1	0	0	0	0	0	1
George Wright, S (6, PH) OBP: 0.262, SLG: 0.309										1	0	0	0	0	1	0
Andy McGaffigan, R (6, 1) OBP: 0.071, SLG: 0.071										0	0	0	0	0	0	0
Wallace Johnson, S (8, PH) OBP: 0.133, SLG: 0.333										1	0	0	0	0	1	1
Dave Tomlin, L (8, 1)										0	0	0	0	0	0	0
Inning Stats	R: 0 E: 0 K: 1 S: 5 H: 0 LOB: 0 BB: 0 P: 5	R: 0 E: 0 K: 1 S: 5 H: 0 LOB: 0 BB: 0 P: 5	R: 0 E: 0 K: 0 S: 4 H: 1 LOB: 1 BB: 0 P: 4	R: 0 E: 0 K: 2 S: 7 H: 0 LOB: 1 BB: 1 P: 11	R: 0 E: 0 K: 0 S: 3 H: 0 LOB: 0 BB: 0 P: 3	R: 0 E: 0 K: 2 S: 7 H: 0 LOB: 0 BB: 0 P: 7	R: 0 E: 0 K: 0 S: 3 H: 0 LOB: 1 BB: 0 P: 4	R: 1 E: 0 K: 2 S: 9 H: 2 LOB: 2 BB: 0 P: 10	R: 0 E: 0 K: 0 S: 4 H: 1 LOB: 1 BB: 0 P: 4	1B: 2 2B: 1 3B: 1 HR: 0	SF: 0 SAC: 0 DP: 0 HBP: 2			WP: 0 PB: 0 SB: 0 CS: 0	PA: 34		

PITCHER	IP	WLS	BF	H	R	ER	SO	BB	IBB	HBP	BLK	WP	HR	S	P	ERA	WHIP
Rick Aguilera, R (1, 1) ERA: 4.15	7.2	W	28	3	1	1	7	1	0	1	0	0	0	40	45	1.17	0.522
Jesse Orosco, L (8, 1) ERA: 2.83	1.1	S	6	1	0	0	1	0	0	1	0	0	0	7	8	0.00	0.750

PITCHER	IP	WLS	BF	H	R	ER	SO	BB	IBB	HBP	BLK	WP	HR	S	P	ERA	WHIP

TOP

Montreal Expos @ New York Mets

Shea Stadium, Flushing, NY

Sat Aug 02 1986, 7:05 PM EDT

Att. 43,069 - Unknown

livebaseballscorecards.com

AB	31
R	1
H	4
RBI	1
BB	1
SO	8
LOB	13

Batter	1	2	3	4	5	6	7	8	9	AB	R	H	RBI	BB	SO	LOB
Lenny Dykstra, L (1, 8) OBP: 0.399, SLG: 0.494	BBBB 4-0 S S 5-3 BB		x 0-0 ① G3 1B		x 0-0 ① FC1-6 CS 1-2f		x 0-0 E8 SH1-3 SF8			3	2	1	0	1	0	1
Wally Backman, S (1, 4) OBP: 0.375, SLG: 0.383	x 0-0 ① 5-3 1-2		x 0-0 ① F2		BBBB 4-0 ② 1B 3B 1-2 BB		x 0-0 ① SH1-3 2-3			2	1	0	0	1	0	2
Keith Hernandez, L (1, 3) OBP: 0.387, SLG: 0.412	BBBB 4-0 5-3 BB		x 0-0 ② G3 1-2		x 0-0 3B 1-3 1B		x 0-0 ② SF8 3-H			2	1	1	1	1	0	1
Gary Carter, R (1, 2) OBP: 0.332, SLG: 0.427	x 0-0 ② 5-3 1-2 2-H		x 0-0 ③ F3		x 0-0 3B 1-H 3-H		x 0-0 ③ 5-3			4	0	1	3	0	0	2
Darryl Strawberry, L (1, 9) OBP: 0.383, SLG: 0.536 Mookie Wilson, S (7, 7) OBP: 0.343, SLG: 0.447	SSS 0-3 ③ K			x 0-0 ① F7	SSS 0-3 ③ K			x 0-0 ① F7		3 1	0 0	0 0	0 0	0 0	2 0	2 0
Kevin Mitchell, R (1, 7) OBP: 0.381, SLG: 0.553 (7, 9)		x 0-0 ① 6-3		SSS 0-3 ② K		x 0-0 FC6-4 1B		SSS 0-3 ② K		4	0	1	0	0	2	0
Ray Knight, R (1, 5) OBP: 0.351, SLG: 0.438		x 0-0 ② F8		x 0-0 2B		x 0-0 ① FC6-4 5-3 1-2f		x 0-0 1B		4	0	2	0	0	0	1
Rafael Santana, R (1, 6) OBP: 0.251, SLG: 0.202		x 0-0 2B		x 0-0 ③ F3		x 0-0 ② 5-3 1-2		x 0-0 ③ F3		4	0	1	0	0	0	3
Rick Aguilera, R (1, 1) OBP: 0.242, SLG: 0.367 Jesse Orosco, R (8, 1)		x 0-0 ③ F8			x 0-0 FC1-6 1B	x 0-0 ③ 6-3				3 0	0 0	1 0	0 0	0 0	0 0	2 0
Inning Stats	R: 1 H: 0 E: 0 LOB: 1 K: 1 BB: 2 S: 5 P: 13	R: 0 H: 1 E: 0 LOB: 1 K: 0 BB: 0 S: 4 P: 4	R: 0 H: 1 E: 0 LOB: 1 K: 0 BB: 0 S: 4 P: 4	R: 0 H: 1 E: 0 LOB: 1 K: 1 BB: 0 S: 6 P: 6	R: 2 H: 3 E: 0 LOB: 1 K: 1 BB: 1 S: 7 P: 11	R: 0 H: 1 E: 0 LOB: 1 K: 0 BB: 0 S: 4 P: 4	R: 1 H: 0 E: 1 LOB: 0 K: 0 BB: 0 S: 4 P: 4	R: 0 H: 1 E: 0 LOB: 1 K: 1 BB: 0 S: 6 P: 6		1B: 5 SF: 1 2B: 2 SAC: 1 3B: 1 DP: 0 HR: 0 HBP: 0						

PITCHER		IP	WLS	BF	H	R	ER	SO	BB	IBB	HBP	BLK	WP	HR	S	P	ERA	WHIP
Bob Sebra, R ERA: 5.68	(1, 1)	5.0	L	23	6	3	3	3	3	0	0	0	0	0	26	38	5.40	1.800
Andy McGaffigan, R ERA: 3.46	(6, 1)	2.0		8	1	1	0	0	0	0	0	0	0	0	8	8	0.00	0.500
Dave Tomlin, L ERA: 5.79	(8, 1)	1.0		4	1	0	0	1	0	0	0	0	0	0	6	6	0.00	1.000

PITCHER	IP	WLS	BF	H	R	ER	SO	BB	IBB	HBP	BLK	WP	HR	S	P	ERA	WHIP

BOTTOM

Montreal Expos @ New York Mets

Shea Stadium, Flushing, NY

Sat Aug 02 1986, 7:05 PM EDT

Att. 43,069 - Unknown

livebaseballscorecards.com

AB	30
R	4
H	8
RBI	4
BB	3
SO	4
LOB	14

Batter	1	2	3	4	5	6	7	8	9	10	AB	R	H	RBI	BB	SO	LOB
Al Newman, S (1, 4) OBP: 0.311, SLG: 0.262	K			4-3			5-3		1B		4	1	1	0	0	1	0
Luis Rivera, R (1, 6) OBP: 0.500, SLG: 0.500	3-1			5-3			1B 5-3		1B		4	2	2	0	0	0	0
Tim Raines, S (1, 7) OBP: 0.408, SLG: 0.507	6-3			BB CS			5-3		1B		3	0	1	1	1	0	1
Andre Dawson, R (1, 9) OBP: 0.330, SLG: 0.491		K		CS	E6 CS				G4-3		4	0	2	2	0	1	0
Tim Wallach, R (1, 5) OBP: 0.326, SLG: 0.441 Bob McClure, R (9, 1) Tim Burke, R (10, 1)		G3			6-3		K		G4-3		4 0 0	0 0 0	0 0 0	0 0 0	0 0 0	1 0 0	4 0 0
Vance Law, R (1, 3) (9, 5) OBP: 0.284, SLG: 0.285		F4			K			F8		G3	4	0	0	0	0	1	0
George Wright, S (1, 8) OBP: 0.261, SLG: 0.304			G1-6-3 BB		K			F9		4-3	3	0	0	0	1	1	0
Dann Bilardello, R (1, 2) OBP: 0.224, SLG: 0.264 Mitch Webster, S (8, PH) OBP: 0.362, SLG: 0.410 Tom Nieto, R (8, 2) OBP: 0.304, SLG: 0.341			G1-6-3		6-3			F9		K	2 1 1	0 0 0	0 0 0	0 0 0	0 0 0	0 0 1	1 0 0
Bryn Smith, R (1, 1) OBP: 0.152, SLG: 0.143 Jim Wohlford, R (9, PH) OBP: 0.233, SLG: 0.250 Wallace Johnson, S (9, 3) OBP: 0.133, SLG: 0.333			K		K				F8		2 1 0	0 0 0	0 0 0	0 0 0	0 0 0	2 0 0	0 0 0
Inning Stats	R: 0 E: 0 K: 1 S: 5 H: 0 LOB: 0 BB: 0 P: 5	R: 0 E: 0 K: 1 S: 5 H: 0 LOB: 0 BB: 0 P: 5	R: 0 E: 0 K: 1 S: 4 H: 0 LOB: 0 BB: 1 P: 8	R: 0 E: 0 K: 0 S: 2 H: 0 LOB: 0 BB: 1 P: 6	R: 0 E: 1 K: 1 S: 5 H: 0 LOB: 0 BB: 0 P: 5	R: 0 E: 0 K: 2 S: 7 H: 0 LOB: 0 BB: 0 P: 7	R: 1 E: 0 K: 1 S: 7 H: 2 LOB: 1 BB: 0 P: 7	R: 0 E: 0 K: 0 S: 3 H: 0 LOB: 0 BB: 0 P: 3	R: 2 E: 0 K: 0 S: 6 H: 4 LOB: 1 BB: 0 P: 6	R: 0 E: 0 K: 1 S: 5 H: 0 LOB: 0 BB: 0 P: 5	1B: 6 2B: 0 3B: 0 HR: 0 SF: 0 SAC: 0 DP: 2 HBP: 0	WP: 0 PB: 0 SB: 0 CS: 2 PA: 36					

PITCHER	IP	WLS	BF	H	R	ER	SO	BB	IBB	HBP	BLK	WP	HR	S	P	ERA	WHIP
Bob Ojeda, L (1, 1) ERA: 2.33	8.1		30	5	3	3	7	2	0	0	0	0	0	42	50	3.24	0.840
Roger McDowell, R (9, 1) ERA: 2.12	1.2	W	5	1	0	0	1	0	0	0	0	0	0	7	7	0.00	0.600

PITCHER	IP	WLS	BF	H	R	ER	SO	BB	IBB	HBP	BLK	WP	HR	S	P	ERA	WHIP

TOP

Montreal Expos @ New York Mets

Shea Stadium, Flushing, NY

Sun Aug 03 1986, 3:33 AM EDT

Att. 47,167 - Unknown

livebaseballscorecards.com

AB	33
R	3
H	6
RBI	3
BB	2
SO	8
LOB	6

Batter	1	2	3	4	5	6	7	8	9	10	AB	R	H	RBI	BB	SO	LOB
Lenny Dykstra, L (1, 8) OBP: 0.392, SLG: 0.486	4-3		G3		F9		4-3		4-3		5	0	0	0	0	0	1
Wally Backman, S (1, 4) OBP: 0.380, SLG: 0.387	6-3		G4-6-3 1B			CS 1B		1-3		1B 1B	5	1	3	0	0	0	0
Keith Hernandez, L (1, 3) OBP: 0.385, SLG: 0.408	F7		G4-6-3 1-2f			F5		BB E 1B		F9	4	1	0	0	1	0	3
Kevin Mitchell, R (1, 7) OBP: 0.381, SLG: 0.547 (9, 9)		5-3		6-3		BB 1-2 1B		F7		1-2 1B	4	0	1	0	1	0	1
Danny Heep, L (1, 9) OBP: 0.400, SLG: 0.405 Roger McDowell, R (9, 1) OBP: 0.400, SLG: 0.357 Howard Johnson, S (10, PH) OBP: 0.344, SLG: 0.485		BB 1B 1B		FC6-4 1B		FC4-6 1-3 1B		E 1-2 1B		L4	3 0 1	2 0 0	3 0 0	0 0 0	1 0 0	0 0 0	0 0 2
Ray Knight, R (1, 5) OBP: 0.352, SLG: 0.440	L6			FC6-4 1-2f		FC4-6 1-2		E7 1-H 2-H 2B		1-2 2-H 1B	5	0	2	3	0	0	4
Ed Hearn, R (1, 2) OBP: 0.381, SLG: 0.536		1B 1-2 1B		F9		BB 6-3		6-3			3	0	1	0	1	0	2
Rafael Santana, R (1, 6) OBP: 0.251, SLG: 0.203		1-3 2-H 1B			1-3	6-3 1-2			6-3		4	0	1	1	0	0	1
Bob Ojeda, L (1, 1) OBP: 0.080, SLG: 0.080 Mookie Wilson, S (9, 7) OBP: 0.341, SLG: 0.444		K			4-3		K		K		3 1	0 0	0 0	0 0	0 0	2 1	3 0
Inning Stats	R: 0 E: 0 K: 0 S: 3 H: 0 LOB: 0 BB: 0 P: 3	R: 1 E: 0 K: 1 S: 7 H: 2 LOB: 2 BB: 1 P: 11	R: 0 E: 0 K: 0 S: 3 H: 1 LOB: 0 BB: 0 P: 3	R: 0 E: 0 K: 0 S: 4 H: 1 LOB: 1 BB: 0 P: 4	R: 0 E: 0 K: 0 S: 3 H: 0 LOB: 0 BB: 0 P: 3	R: 0 E: 0 K: 0 S: 4 H: 2 LOB: 2 BB: 1 P: 8	R: 0 E: 0 K: 1 S: 5 H: 0 LOB: 1 BB: 1 P: 9	R: 2 E: 1 K: 0 S: 5 H: 2 LOB: 1 BB: 1 P: 9	R: 0 E: 0 K: 1 S: 5 H: 0 LOB: 0 BB: 0 P: 5	R: 1 E: 0 K: 0 S: 5 H: 3 LOB: 2 BB: 0 P: 5	1B: 10 2B: 1 3B: 0 HR: 0 SF: 0 SAC: 0 DP: 1 HBP: 0						

PITCHER		IP	WLS	BF	H	R	ER	SO	BB	IBB	HBP	BLK	WP	HR	S	P	ERA	WHIP
Bryn Smith, R ERA: 3.89	(1, 1)	8.0		34	8	3	3	2	4	0	0	0	0	0	34	50	3.38	1.500
Bob McClure, L ERA: 4.09	(9, 1)	1.1	L	5	1	1	1	1	0	0	0	0	0	0	7	7	6.75	0.750
Tim Burke, R ERA: 2.57	(10, 1)	0.1		3	2	0	0	0	0	0	0	0	0	0	3	3	0.00	6.000

PITCHER	IP	WLS	BF	H	R	ER	SO	BB	IBB	HBP	BLK	WP	HR	S	P	ERA	WHIP

BOTTOM

Montreal Expos @ New York Mets

Shea Stadium, Flushing, NY

Sun Aug 03 1986, 3:33 AM EDT
Att. 47,167 - Unknown

livebaseballscorecards.com

AB	38
R	4
H	11
RBI	4
BB	4
SO	3
LOB	17

1B: 10 SF: 0
2B: 1 SAC: 0
3B: 0 DP: 1
HR: 0 HBP: 0

WP: 0 PA: 42
PB: 0
SB: 0
CS: 1

Montreal Expos @ Pittsburgh Pirates

Three Rivers Stadium, Pittsburgh, PA

Mon Aug 04 1986, 7:05 PM EDT

Att. 7,412 - Unknown

TOP

livebaseballscorecards.com

Batter	1	2	3	4	5	6	7	8	9	AB	R	H	RBI	BB	SO	LOB
Wallace Johnson, S (1, 3) OBP: 0.200, SLG: 0.350	F8		S 1B			F7	S 2B 1B 1-3 2-H 3-H		G3	5	1	2	2	0	0	0
Tom Foley, L (1, 4) OBP: 0.372, SLG: 0.380	4-3		F8 1-2			2B	1-H 3-H 2B			4	0	2	2	0	0	1
Tim Raines, S (1, 7) OBP: 0.407, SLG: 0.504	4-3			WP S 4-3 1B		F7	6-3			4	1	1	0	0	0	2
Andre Dawson, R (1, 9) OBP: 0.329, SLG: 0.486		HBP		4-3 1-H		4-3		F3		3	0	0	1	0	0	1
Wayne Krenchicki, L (1, 5) OBP: 0.299, SLG: 0.326		F8		G3			4-3	F2		4	0	0	0	0	0	1
George Wright, S (1, 8) OBP: 0.261, SLG: 0.299		F8		F8			4-3	BB		3	0	0	0	1	0	1
Luis Rivera, R (1, 6) OBP: 0.375, SLG: 0.286		F8			G4-6-3 BB		E6 BB BB 1B	K		3	1	0	0	1	1	2
Dann Bilardello, R (1, 2) OBP: 0.228, SLG: 0.258			6-3		G4-6-3 1-2f		1B 2B BB 1-2		K	2	1	0	0	1	0	1
Al Newman, S (9, PH) OBP: 0.309, SLG: 0.261										1	0	0	0	0	1	0
Tom Nieto, R (9, 2) OBP: 0.304, SLG: 0.341										0	0	0	0	0	0	0
Jay Tibbs, R (1, 1) OBP: 0.186, SLG: 0.171			K		K		1B 2B BB 1-2 2-3		4-3	2	0	0	0	0	2	0
Mitch Webster, S (7, PH) OBP: 0.364, SLG: 0.410										0	1	0	0	1	0	0
Bob McClure, R (7, 1)										0	0	0	0	0	0	0
Jeff Reardon, R (8, 1) OBP: 0.167, SLG: 0.167										0	0	0	0	0	0	0
Vance Law, R (8, 5) OBP: 0.283, SLG: 0.284										1	0	0	0	0	0	0

	AB	32
	R	5
	H	5
	RBI	5
	BB	4
	SO	4
	LOB	9

Inning Stats	1	2	3	4	5	6	7	8	9	1B: 3	SF: 0	WP: 1	PA: 37
	R: 0 E: 0 K: 0 S: 3	R: 0 E: 0 K: 0 S: 3	R: 0 E: 0 K: 1 S: 6	R: 1 E: 0 K: 0 S: 4	R: 0 E: 0 K: 1 S: 4	R: 0 E: 0 K: 0 S: 4	R: 4 E: 1 K: 0 S: 6	R: 0 E: 0 K: 1 S: 5	R: 0 E: 0 K: 1 S: 5	2B: 2 3B: 0 HR: 0	SAC: 0 DP: 1 HBP: 1	PB: 0 SB: 3 CS: 0	
	H: 0 LOB: 0 BB: 0 P: 3	H: 0 LOB: 1 BB: 0 P: 4	H: 1 LOB: 1 BB: 0 P: 6	H: 1 LOB: 0 BB: 0 P: 4	H: 0 LOB: 0 BB: 1 P: 8	H: 1 LOB: 1 BB: 0 P: 4	H: 2 LOB: 1 BB: 2 P: 14	H: 0 LOB: 1 BB: 1 P: 9	H: 0 LOB: 0 BB: 0 P: 5				

PITCHER		IP	WLS	BF	H	R	ER	SO	BB	IBB	HBP	BLK	WP	HR	S	P	ERA	WHIP
Bob Walk, R ERA: 3.33	(1, 1)	6.0		22	3	1	1	2	1	0	1	0	1	0	24	29	1.50	0.667
Barry Jones, R ERA: 3.07	(7, 1)	1.0	L	8	2	4	0	0	2	0	0	0	0	0	6	14	0.00	4.000
Cecilio Guante, R ERA: 3.1	(8, 1)	1.0		4	0	0	0	1	1	0	0	0	0	0	5	9	0.00	1.000
Don Robinson, R ERA: 3.32	(9, 1)	1.0		3	0	0	0	1	0	0	0	0	0	0	5	5	0.00	0.000

PITCHER	IP	WLS	BF	H	R	ER	SO	BB	IBB	HBP	BLK	WP	HR	S	P	ERA	WHIP

Batter	1	2	3	4	5	6	7	8	9	AB	R	H	RBI	BB	SO	LOB
Joe Orsulak, L (1, 9) OBP: 0.316, SLG: 0.363	5-3		F8		F8	F7			F4	5	0	0	0	0	0	2
Barry Bonds, L (1, 8) OBP: 0.325, SLG: 0.437	K		E CI 1B		HR		F5		4-3	5	2	2	1	0	1	0
Johnny Ray, S (1, 4) OBP: 0.366, SLG: 0.391	BB 1B		CI E 1-2		CS 1B 1B		G6-4-3 1B		F9	4	0	3	0	0	0	0
Sid Bream, L (1, 3) OBP: 0.358, SLG: 0.470	1-2 BB		4-3 1-3 2-H		1-2 1B		G6-4-3 1-2f			3	0	1	0	1	0	2
R.J. Reynolds, S (1, 7) OBP: 0.365, SLG: 0.469	3-1			F8	K			HR BB		3	1	0	0	1	1	4
Tony Peña, R (1, 2) OBP: 0.335, SLG: 0.387		CS 2B		F6	CS 2-3	SH2-4 HBP FC5-2 1B		F5		4	0	2	0	0	0	1
Jim Morrison, R (1, 5) OBP: 0.328, SLG: 0.445		5-3		2B		FC5-2 SH2-4 1-2 HBP		1-H HR		3	1	2	2	0	0	1
U L Washington, S (1, 6) OBP: 0.338, SLG: 0.319		F7 2-3		IBB		SH2-4 1-2 2-3		F5		2	0	0	0	1	0	1
Bob Walk, R (1, 1) OBP: 0.214, SLG: 0.269			K	K		FC5-2 2-3 3-H		F7		2	0	0	0	0	2	2
Bobby Bonilla, S (6, PH) OBP: 0.365, SLG: 0.352										1	0	0	0	0	0	2
Barry Jones, R (7, 1)										0	0	0	0	0	0	0
Cecilio Guante, R (8, 1)										0	0	0	0	0	0	0
Benny Distefano, L (8, PH)										1	0	0	0	0	0	0
Don Robinson, R (9, 1) OBP: 0.500, SLG: 0.500										0	0	0	0	0	0	0
Inning Stats	R: 0 E: 0 K: 1 S: 6 / H: 1 LOB: 2 BB: 1 P: 10		R: 0 E: 0 K: 0 S: 3 / H: 1 LOB: 0 BB: 0 P: 3	R: 1 E: 2 K: 1 S: 7 / H: 1 LOB: 1 BB: 0 P: 7	R: 0 E: 0 K: 1 S: 6 / H: 1 LOB: 2 BB: 1 P: 10	R: 1 E: 0 K: 1 S: 7 / H: 3 LOB: 1 BB: 0 P: 7	R: 0 E: 0 K: 0 S: 4 / H: 1 LOB: 2 BB: 0 P: 5	R: 0 E: 0 K: 0 S: 3 / H: 1 LOB: 0 BB: 0 P: 3	R: 2 E: 0 K: 0 S: 4 / H: 1 LOB: 0 BB: 1 P: 8	R: 0 E: 0 K: 0 S: 3 / H: 0 LOB: 0 BB: 0 P: 3	1B: 6 2B: 2 3B: 0 HR: 2	SF: 0 SAC: 1 DP: 1 HBP: 1						

PITCHER	IP	WLS	BF	H	R	ER	SO	BB	IBB	HBP	BLK	WP	HR	S	P	ERA	WHIP
Jay Tibbs, R (1, 1) ERA: 3.66	6.0	W	28	8	2	1	4	1	1	1	0	0	1	33	42	1.50	1.500
Bob McClure, L (7, 1) ERA: 4.2	1.0		4	1	1	1	0	1	0	0	0	0	0	3	7	9.00	2.000
Jeff Reardon, R (8, 1) ERA: 3.57	2.0	S	7	1	1	1	0	0	0	0	0	0	1	7	7	4.50	0.500

PITCHER	IP	WLS	BF	H	R	ER	SO	BB	IBB	HBP	BLK	WP	HR	S	P	ERA	WHIP

BOTTOM

Montreal Expos @ Pittsburgh Pirates

Three Rivers Stadium, Pittsburgh, PA

Mon Aug 04 1986, 7:05 PM EDT

Att. 7,412 - Unknown

livebaseballscorecards.com

AB	33
R	4
H	10
RBI	3
BB	3
SO	4
LOB	15

1B: 6 SF: 0
2B: 2 SAC: 1
3B: 0 DP: 1
HR: 2 HBP: 1

WP: 0 PA: 40
PB: 0
SB: 0
CS: 2

Montreal Expos @ Pittsburgh Pirates

Three Rivers Stadium, Pittsburgh, PA

Tue Aug 05 1986, 7:05 PM EDT

Att. 8,334 - Unknown

TOP

livebaseballscorecards.com

Batter	1	2	3	4	5	6	7	8	9	AB	R	H	RBI	BB	SO	LOB
Wallace Johnson, S (1, 3) OBP: 0.160, SLG: 0.280 Tim Wallach, R (9, 5) OBP: 0.326, SLG: 0.441	4-3		F7	4-3			F9		F8	5 0	0 0	0 0	0 0	0 0	0 0	1 0
Tom Foley, L (1, 4) OBP: 0.381, SLG: 0.388	FC4 1B BB		E FC6-2 BB		F8 2B		F8		G3	3	0	1	0	2	0	0
Tim Raines, S (1, 7) OBP: 0.407, SLG: 0.503	FC4 1-2 1B		FC6-2 1-H		F8 2-3			E 1B	4-3	5	1	2	0	0	0	2
Andre Dawson, R (1, 9) OBP: 0.328, SLG: 0.486	FC4 1-2f 2-3		K		K			E7 1-H 2B		4	0	1	1	0	2	4
Mitch Webster, S (1, 8) OBP: 0.363, SLG: 0.409	F7			BB G6-4-3 1B 1B	5-3			1-3		4	1	1	0	0	0	4
Vance Law, R (1, 5) OBP: 0.289, SLG: 0.285 (9, 3)		HBP		G6-4-3 BB E 1-2 1B		F9		BB BB		2	1	1	0	1	0	0
Luis Rivera, R (1, 6) OBP: 0.500, SLG: 0.250		K		G6-4-3 1-2 2-3 BB		L3 BB		1-2 BB		1	0	0	0	3	1	1
Tom Nieto, R (1, 2) OBP: 0.280, SLG: 0.311		K		G6-4-3 1-2f 2-3 3-H		L3 1-2		K		4	0	0	0	0	2	7
Dennis Martinez, R (1, 1) OBP: 0.083, SLG: 0.167		K		E6 3-H			G3	K		4	0	0	0	0	2	4

	AB	32
	R	3
	H	6
	RBI	1
	BB	6
	SO	7
	LOB	23

Inning Stats	1	2	3	4	5	6	7	8	9
	R: 0 E: 0 K: 0 S: 4	H: 1 LOB: 2 BB: 1 P: 8	R: 0 E: 0 K: 3 S: 9	H: 0 LOB: 1 BB: 0 P: 10	R: 0 E: 1 K: 1 S: 5	H: 0 LOB: 1 BB: 1 P: 9	R: 2 E: 1 K: 0 S: 5	H: 2 LOB: 1 BB: 1 P: 9	R: 0 E: 0 K: 1 S: 6	H: 1 LOB: 1 BB: 0 P: 6	R: 0 E: 0 K: 0 S: 2	H: 0 LOB: 0 BB: 1 P: 6	R: 0 E: 0 K: 0 S: 3	H: 0 LOB: 0 BB: 0 P: 3	R: 1 E: 1 K: 2 S: 9	H: 2 LOB: 3 BB: 2 P: 17	R: 0 E: 0 K: 0 S: 3	H: 0 LOB: 0 BB: 0 P: 3

	1B: 4	SF: 0	WP: 0	PA: 39
	2B: 3	SAC: 0	PB: 0	
	3B: 0	DP: 2	SB: 0	
	HR: 0	HBP: 1	CS: 0	

PITCHER		IP	WLS	BF	H	R	ER	SO	BB	IBB	HBP	BLK	WP	HR	S	P	ERA	WHIP
Mike Bielecki, R ERA: 4.6	(1, 1)	7.1	L	34	6	3	2	5	6	0	1	0	0	0	37	62	2.46	1.636
Cecilio Guante, R ERA: 3.07	(8, 1)	0.2		2	0	0	0	2	0	0	0	0	0	0	6	6	0.00	0.000
Pat Clements, L ERA: 3.4	(9, 1)	1.0		3	0	0	0	0	0	0	0	0	0	0	3	3	0.00	0.000

PITCHER	IP	WLS	BF	H	R	ER	SO	BB	IBB	HBP	BLK	WP	HR	S	P	ERA	WHIP

Batter	1	2	3	4	5	6	7	8	9	AB	R	H	RBI	BB	SO	LOB
Joe Orsulak, L (1, 9) OBP: 0.316, SLG: 0.361	0-0 S E 1B		0-0 FC6-4 S 1-2f			0-0 6-3		0-0 6-3		4	0	1	0	0	0	1
Barry Bonds, L (1, 8) OBP: 0.320, SLG: 0.429	0-3 K 1-3		0-0 F8 1-2			0-0 F7			0-0 E3 G1-4-3	4	0	0	0	0	1	2
Johnny Ray, S (1, 4) OBP: 0.363, SLG: 0.387	0-0 5-3			0-0 4-3		0-0 G3			0-0 F9	4	0	0	0	0	0	2
Sid Bream, L (1, 3) OBP: 0.354, SLG: 0.464	0-3 K			0-0 F7			0-0 4-3		0-0 G1-4-3 2-3	4	0	0	0	0	1	2
R.J. Reynolds, S (1, 7) OBP: 0.361, SLG: 0.463		0-0 3-1		0-0 F7			0-0 6-3		0-0 F7	4	0	0	0	0	0	1
Tony Peña, R (1, 2) OBP: 0.335, SLG: 0.387		0-0 5-3			0-0 F9		0-0 1B			3	0	1	0	0	0	0
Jim Morrison, R (1, 5) OBP: 0.328, SLG: 0.444		0-0 6-3			0-0 FC4-6 1B		0-0 F4			3	0	1	0	0	0	1
Sam Khalifa, R (1, 6) OBP: 0.283, SLG: 0.234			0-0 F9		0-0 FC4-6 1-2f			0-0 1-3		2	0	0	0	0	0	1
U L Washington, S (8, PH) OBP: 0.333, SLG: 0.314 (9, 6)										1	0	0	0	0	0	0
Mike Bielecki, R (1, 1) OBP: 0.054, SLG: 0.054										2	0	1	0	0	0	1
Cecilio Guante, R (8, 1)										0	0	0	0	0	0	0
Bobby Bonilla, S (8, PH) OBP: 0.364, SLG: 0.350			0-0 FC6-4 1B		0-0 6-3			0-0 G3		1	0	0	0	0	0	0
Pat Clements, R (9, 1)										0	0	0	0	0	0	0
Inning Stats	R: 0 E: 1 K: 2 S: 8 H: 1 LOB: 1 BB: 0 P: 8	R: 0 E: 0 K: 0 S: 3 H: 0 LOB: 0 BB: 0 P: 3	R: 0 E: 0 K: 0 S: 4 H: 1 LOB: 1 BB: 0 P: 4	R: 0 E: 0 K: 0 S: 3 H: 0 LOB: 0 BB: 0 P: 3	R: 0 E: 0 K: 0 S: 4 H: 1 LOB: 1 BB: 0 P: 4	R: 0 E: 0 K: 0 S: 3 H: 0 LOB: 0 BB: 0 P: 3	R: 0 E: 0 K: 0 S: 4 H: 1 LOB: 1 BB: 0 P: 4	R: 0 E: 0 K: 0 S: 3 H: 0 LOB: 0 BB: 0 P: 3	R: 0 E: 1 K: 0 S: 4 H: 0 LOB: 1 BB: 0 P: 4	1B: 4 2B: 0 3B: 0 HR: 0	SF: 0 SAC: 0 DP: 0 HBP: 0					

PITCHER	IP	WLS	BF	H	R	ER	SO	BB	IBB	HBP	BLK	WP	HR	S	P	ERA	WHIP
Dennis Martinez, R (1, 1) ERA: 5.79	9.0	W	32	4	0	0	2	0	0	0	0	0	0	36	36	0.00	0.444

PITCHER	IP	WLS	BF	H	R	ER	SO	BB	IBB	HBP	BLK	WP	HR	S	P	ERA	WHIP

BOTTOM

Montreal Expos @ Pittsburgh Pirates

Three Rivers Stadium, Pittsburgh, PA

Tue Aug 05 1986, 7:05 PM EDT

Att. 8,334 - Unknown

livebaseballscorecards.com

AB	32
R	0
H	4
RBI	0
BB	0
SO	2
LOB	11

Batter	1	2	3	4	5	6	7	8	9	AB	R	H	RBI	BB	SO	LOB
Wallace Johnson, S (1, 3) OBP: 0.172, SLG: 0.250	BBBB 4-0 BB		x 0-0 ① F8	x 0-0 ③ 4-3			x 0-0 ② FC5-4 S 1-2f		x 0-0 FC3 1-2	3	0	0	0	1	0	1
Vance Law, R (7, 3) OBP: 0.288, SLG: 0.284										1	0	0	0	0	0	1
Tom Foley, L (1, 6) OBP: 0.374, SLG: 0.380	SSS 0-3 ① K		x 0-0 3B 1B		x 0-0 ① F6		SSS 0-3 ③ K 1-2		x 0-0 ③ L9	5	1	1	0	0	2	4
Tim Raines, S (1, 7) OBP: 0.408, SLG: 0.506	x 0-0 ② F9		x 0-0 1-H 3B 3B		BBBB 4-0 CS BB			x 0-0 ① 4-3		3	1	1	1	1	0	1
Andre Dawson, R (1, 9) OBP: 0.324, SLG: 0.479	x 0-0 ③ F6		x 0-0 ② L9		x 0-0 ②③ 3-1 1-2			x 0-0 ② 1-3		4	0	0	0	0	0	3
Mitch Webster, S (1, 8) OBP: 0.364, SLG: 0.415		x 0-0 ① G3	x 0-0 ① 1B 3-H 3B			x 0-0 ① 3-1		x 0-0 1B		4	1	2	1	0	0	0
Wayne Krenchicki, L (1, 5) OBP: 0.306, SLG: 0.333		x 0-0 BB 1B	x 0-0 S 3-H 1B			x 0-0 ② 5-3		x 0-0 ③ L7		3	0	2	1	0	0	0
Tim Wallach, R (6, 5) OBP: 0.325, SLG: 0.440										1	0	0	0	0	0	1
Al Newman, S (1, 4) OBP: 0.313, SLG: 0.262		BBBB 4-0 1-2 BB	x 0-0 ③ 1-3 1-2			x 0-0 ③ L7			x 0-0 B3-6-4 1B	3	0	1	0	1	0	1
Dann Bilardello, R (1, 2) OBP: 0.229, SLG: 0.258		SSS 0-3 ② K		x 0-0 ① F7			x 0-0 FC3-6 1B		x 0-0 ①② B3-6-4 1-2f	4	0	1	0	0	1	3
Floyd Youmans, R (1, 1) OBP: 0.255, SLG: 0.240		SSS 0-3 ③ K		SSS 0-3 ② K			x 0-0 ① FC3-6 FC5-4 1-2f		x 0-0 FC3 1B	3	0	0	0	0	2	3
Bob McClure, R (8, 1)										0	0	0	0	0	0	0
George Wright, S (9, PH) OBP: 0.265, SLG: 0.303										1	0	1	0	0	0	0
Jeff Reardon, R (9, 1) OBP: 0.167, SLG: 0.167										0	0	0	0	0	0	0
Inning Stats	R: 0 E: 0 K: 1 S: 5 H: 0 LOB: 1 BB: 1 P: 9	R: 0 E: 0 K: 2 S: 8 H: 1 LOB: 2 BB: 1 P: 12	R: 3 E: 0 K: 0 S: 7 H: 4 LOB: 1 BB: 0 P: 7	R: 0 E: 0 K: 1 S: 5 H: 0 LOB: 0 BB: 0 P: 5	R: 0 E: 0 K: 0 S: 2 H: 0 LOB: 0 BB: 1 P: 6	R: 0 E: 0 K: 0 S: 3 H: 0 LOB: 0 BB: 0 P: 3	R: 0 E: 0 K: 1 S: 6 H: 1 LOB: 1 BB: 0 P: 6	R: 0 E: 0 K: 0 S: 4 H: 1 LOB: 1 BB: 0 P: 4	R: 0 E: 0 K: 0 S: 5 H: 2 LOB: 2 BB: 0 P: 5	1B: 7 2B: 0 3B: 2 HR: 0 SF: 0 SAC: 0 DP: 1 HBP: 0						

PITCHER		IP	WLS	BF	H	R	ER	SO	BB	IBB	HBP	BLK	WP	HR	S	P	ERA	WHIP
Rick Rhoden, R ERA: 2.24	(1, 1)	7.0	L	29	6	3	3	5	3	0	0	0	0	0	36	48	3.86	1.286
Barry Jones, R ERA: 2.7	(8, 1)	2.0		9	3	0	0	0	0	0	0	0	0	0	9	9	0.00	1.500

PITCHER		IP	WLS	BF	H	R	ER	SO	BB	IBB	HBP	BLK	WP	HR	S	P	ERA	WHIP

TOP

Montreal Expos @ Pittsburgh Pirates

Three Rivers Stadium, Pittsburgh, PA

Wed Aug 06 1986, 7:05 PM EDT

Att. 6,649 - Unknown

livebaseballscorecards.com

AB	35
R	3
H	9
RBI	3
BB	3
SO	5
LOB	18

1B: 7	SF: 0	WP: 0	PA: 38		
2B: 0	SAC: 0	PB: 0			
3B: 2	DP: 1	SB: 2			
HR: 0	HBP: 0	CS: 1			

Batter	1	2	3	4	5	6	7	8	9	AB	R	H	RBI	BB	SO	LOB
Barry Bonds, L (1, 8) OBP: 0.319, SLG: 0.430	WP 6-3 2B		K		G3		F9			4	1	1	0	0	1	2
Bobby Bonilla, S (1, 7) OBP: 0.362, SLG: 0.349	6-3 2-H		CS 1B			F5		K		4	0	1	1	0	1	0
Johnny Ray, S (1, 4) OBP: 0.359, SLG: 0.383	5-3		F7			F7		K		4	0	0	0	0	1	1
Sid Bream, L (1, 3) OBP: 0.356, SLG: 0.466	F7		CS 1-2	F6		2B		BB		3	0	1	0	1	0	0
R.J. Reynolds, S (1, 9) OBP: 0.357, SLG: 0.457		L7		F7		K		6-3		4	0	0	0	0	1	2
Tony Peña, R (1, 2) OBP: 0.337, SLG: 0.385		1B BB		4-3			3B BB		F9	2	1	0	0	2	0	0
Jim Morrison, R (1, 5) OBP: 0.332, SLG: 0.452		1-2 1B			SH1-3 BB		1-H 3B		K	3	0	2	1	1	1	0
Sam Khalifa, R (1, 6) OBP: 0.279, SLG: 0.231		K			K		6-3		K	2	0	0	0	0	2	3
U L Washington, S (7, PH) (8, 6) OBP: 0.325, SLG: 0.306										2	0	0	0	0	1	1
Rick Rhoden, R (1, 1) OBP: 0.333, SLG: 0.386		K			SH1-3 1-2		4-3			1	0	0	0	0	1	2
Benny Distefano, L (7, PH)										1	0	0	0	0	0	1
Barry Jones, R (8, 1)										0	0	0	0	0	0	0
Inning Stats	R: 1 H: 1 E: 0 LOB: 0 K: 0 BB: 0 S: 4 P: 4	R: 0 H: 1 E: 0 LOB: 2 K: 2 BB: 1 S: 8 P: 12	R: 0 H: 1 E: 0 LOB: 0 K: 1 BB: 0 S: 5 P: 5	R: 0 H: 0 E: 0 LOB: 0 K: 0 BB: 0 S: 3 P: 3	R: 0 H: 0 E: 0 LOB: 1 K: 1 BB: 1 S: 5 P: 9	R: 0 H: 1 E: 0 LOB: 1 K: 1 BB: 0 S: 6 P: 6	R: 1 H: 1 E: 0 LOB: 1 K: 0 BB: 1 S: 4 P: 8	R: 0 H: 0 E: 0 LOB: 1 K: 2 BB: 1 S: 7 P: 11	R: 0 H: 0 E: 0 LOB: 0 K: 2 BB: 0 S: 7 P: 7	1B: 2 SF: 0 2B: 2 SAC: 1 3B: 1 DP: 0 HR: 0 HBP: 0						WP: 1 PA: 36 PB: 0 SB: 0 CS: 1	

BOTTOM

Montreal Expos @ Pittsburgh Pirates

Three Rivers Stadium, Pittsburgh, PA

Wed Aug 06 1986, 7:05 PM EDT

Att. 6,649 - Unknown

livebaseballscorecards.com

AB	30
R	2
H	5
RBI	2
BB	4
SO	9
LOB	12

PITCHER		IP	WLS	BF	H	R	ER	SO	BB	IBB	HBP	BLK	WP	HR	S	P	ERA	WHIP
Floyd Youmans, R ERA: 3.77	(1, 1)	7.0	W	28	5	2	2	5	3	0	0	0	1	0	35	47	2.57	1.143
Bob McClure, L ERA: 4.11	(8, 1)	1.0		4	0	0	0	2	1	0	0	0	0	0	7	11	0.00	1.000
Jeff Reardon, R ERA: 3.52	(9, 1)	1.0	S	3	0	0	0	2	0	0	0	0	0	0	7	7	0.00	0.000

PITCHER	IP	WLS	BF	H	R	ER	SO	BB	IBB	HBP	BLK	WP	HR	S	P	ERA	WHIP

Montreal Expos @ Pittsburgh Pirates

Three Rivers Stadium, Pittsburgh, PA

Thu Aug 07 1986, 7:05 PM EDT

Att. 8,239 - Unknown

TOP

Batter	1	2	3	4	5	6	7	8	9	AB	R	H	RBI	BB	SO	LOB
Luis Rivera, R (1, 6) OBP: 0.438, SLG: 0.250	G4-6-3 1B		3-1		F5		6-3		F9 1B 2-H 1B	4	0	1	0	0	0	1
Dann Bilardello, R (7, 2) OBP: 0.236, SLG: 0.265										1	0	1	1	0	0	0
Jim Wohlford, R (1, 7) OBP: 0.250, SLG: 0.271	G4-6-3 1-2f			6-3		F9 HR 2B	BBBB 1B BB		1-2 1B	3	1	1	0	1	0	1
Andy McGaffigan, R (7, 1) OBP: 0.071, SLG: 0.071										0	0	0	0	0	0	0
Tim Raines, S (9, PH) OBP: 0.409, SLG: 0.508										1	0	1	0	0	0	0
Tim Burke, R (9, 1)										0	0	0	0	0	0	0
Bob McClure, R (9, 1)										0	0	0	0	0	0	0
Mitch Webster, S (1, 8) OBP: 0.364, SLG: 0.415	F9			S 2B 1B		F9 2-3	FC5-4 1-2 2-H 1B		F9 2-3	5	1	2	1	0	0	3
Andre Dawson, R (1, 9) OBP: 0.322, SLG: 0.478		5-3		1-H 2B		F6	FC5-4 1-2f		F7	5	0	1	1	0	0	5
Tim Wallach, R (1, 5) OBP: 0.327, SLG: 0.448		F7		F8		3-H HR		CS 1B		4	1	2	2	0	0	1
Vance Law, R (1, 3) OBP: 0.294, SLG: 0.292		FC6-4 1B		BBBB BB		2B		F8 1-2		3	0	2	0	1	0	1
Al Newman, S (1, 4) OBP: 0.306, SLG: 0.255		FC6-4 1-2f		F7		F9		1-3		4	0	0	0	0	0	4
Tom Nieto, R (1, 2) OBP: 0.269, SLG: 0.298			4-3		F9		1B 2B		SSS K	2	0	0	0	0	0	0
Wallace Johnson, S (7, PH) OBP: 0.200, SLG: 0.310										1	1	1	0	0	0	0
George Wright, S (7, 7) OBP: 0.263, SLG: 0.301										1	0	0	0	0	1	0
Bob Sebra, R (1, 1)			5-3		4-3		B3		1B 2B	2	0	0	0	0	0	0
Tom Foley, L (7, PH) OBP: 0.376, SLG: 0.391										2	1	1	0	0	0	1
(7, 6)																
Inning Stats	R: 0 E: 0 K: 0 S: 3 H: 1 LOB: 0 BB: 0 P: 3	R: 0 E: 0 K: 0 S: 4 H: 1 LOB: 1 BB: 0 P: 4	R: 0 E: 0 K: 0 S: 3 H: 0 LOB: 0 BB: 0 P: 3	R: 1 E: 0 K: 0 S: 5 H: 2 LOB: 2 BB: 1 P: 9	R: 0 E: 0 K: 0 S: 3 H: 0 LOB: 0 BB: 0 P: 3	R: 2 E: 0 K: 0 S: 6 H: 3 LOB: 1 BB: 0 P: 6	R: 1 E: 0 K: 0 S: 5 H: 2 LOB: 2 BB: 1 P: 9	R: 0 E: 0 K: 0 S: 3 H: 1 LOB: 0 BB: 0 P: 3	R: 1 E: 0 K: 1 S: 8 H: 3 LOB: 2 BB: 0 P: 8	1B: 7 2B: 5 3B: 0 HR: 1 SF: 0 SAC: 0 DP: 1 HBP: 0						

AB	38
R	5
H	13
RBI	5
BB	2
SO	1
LOB	17

WP: 0 PA: 40
PB: 0
SB: 1
CS: 1

livebaseballscorecards.com

PITCHER		IP	WLS	BF	H	R	ER	SO	BB	IBB	HBP	BLK	WP	HR	S	P	ERA	WHIP
Larry McWilliams, L ERA: 4.77	(1, 1)	5.1		21	5	2	2	0	1	0	0	0	0	0	20	24	3.38	1.125
Cecilio Guante, R ERA: 3.3	(6, 1)	0.2		5	3	2	2	0	0	0	0	0	0	1	5	5	27.00	4.500
Pat Clements, L ERA: 3.35	(7, 1)	0.2		4	1	0	0	0	1	0	0	0	0	0	3	7	0.00	3.000
Jim Winn, R ERA: 3.63	(7, 1)	0.1		1	0	0	0	0	0	0	0	0	0	0	1	1	0.00	0.000
Don Robinson, R ERA: 3.38	(8, 1)	2.0	L	9	4	1	1	1	0	0	0	0	0	0	11	11	4.50	2.000

PITCHER		IP	WLS	BF	H	R	ER	SO	BB	IBB	HBP	BLK	WP	HR	S	P	ERA	WHIP

Montreal Expos @ Pittsburgh Pirates

Three Rivers Stadium, Pittsburgh, PA

Thu Aug 07 1986, 7:05 PM EDT

Att. 8,239 - Unknown

BOTTOM

Batter	1	2	3	4	5	6	7	8	9	AB	R	H	RBI	BB	SO	LOB
Barry Bonds, L (1, 8) OBP: 0.320, SLG: 0.443	S 1B 1B	G3 1-2			HR			K	F7	5	2	2	1	0	1	4
Bobby Bonilla, S (1, 7) OBP: 0.361, SLG: 0.345	F8 1B 1B 1-2 BB	G3			K			4-3		3	1	0	0	1	1	1
Johnny Ray, S (1, 4) OBP: 0.363, SLG: 0.385	1B 5-3 1-2 2-H 1B		4-3		CS 1B			BB		3	1	2	1	1	0	0
Sid Bream, L (1, 3) OBP: 0.354, SLG: 0.462	F8 2-3		F8		CS 1-2	F9		BB 1-2		3	0	0	0	1	0	2
R.J. Reynolds, S (1, 9) OBP: 0.356, SLG: 0.455	5-3 S 1-3 3-H 1B		4-3			K		3-1		4	0	1	1	0	1	2
Tony Peña, R (1, 2) OBP: 0.336, SLG: 0.383	5-3 1-3 3-H			4-3		F7			FC1-4 HBP 1B	4	0	1	1	0	0	1
Joe Orsulak, L (9, PR) OBP: 0.316, SLG: 0.361										0	0	0	0	0	0	0
Jim Morrison, R (1, 5) OBP: 0.334, SLG: 0.451	K			G5-4-3 1B		F7			FC1-4 1-2 HBP	3	0	1	0	0	1	1
Bill Almon, R (9, PR) OBP: 0.324, SLG: 0.394										0	0	0	0	0	0	0
Sam Khalifa, R (1, 6) OBP: 0.282, SLG: 0.235				G5-4-3 1-2f					F7	2	0	1	0	0	0	1
U L Washington, S (7, PH) OBP: 0.318, SLG: 0.297		G3 1B				K		K		2	0	0	0	0	1	2
(8, 6)																
Larry McWilliams, L (1, 1) OBP: 0.185, SLG: 0.160										2	0	0	0	0	1	1
Cecilio Guante, R (6, 1)										0	0	0	0	0	0	0
Pat Clements, R (7, 1)										0	0	0	0	0	0	0
Jim Winn, R (7, 1)										0	0	0	0	0	0	0
Benny Distefano, L (7, PH)										1	0	0	0	0	1	0
Don Robinson, R (8, 1) OBP: 0.500, SLG: 0.500										0	0	0	0	0	0	0
Mike Diaz, R (9, PH) OBP: 0.340, SLG: 0.547		K			B1-3	K		K	FC1-4 1-2f 2-3	1	0	0	0	0	0	2
Inning Stats	R: 3 H: 3 E: 0 LOB: 1 K: 1 BB: 1 S: 8 P: 12	R: 0 H: 1 E: 0 LOB: 1 K: 1 BB: 0 S: 6 P: 6	R: 0 H: 0 E: 0 LOB: 0 K: 0 BB: 0 S: 3 P: 3	R: 0 H: 1 E: 0 LOB: 0 K: 0 BB: 0 S: 3 P: 3	R: 1 H: 2 E: 0 LOB: 0 K: 1 BB: 0 S: 6 P: 6	R: 0 H: 0 E: 0 LOB: 0 K: 1 BB: 0 S: 5 P: 5	R: 0 H: 0 E: 0 LOB: 0 K: 2 BB: 0 S: 7 P: 7	R: 0 H: 0 E: 0 LOB: 2 K: 1 BB: 2 S: 5 P: 13	R: 0 H: 1 E: 0 LOB: 3 K: 0 BB: 0 S: 4 P: 5	1B: 7 SF: 0 2B: 0 SAC: 0 3B: 0 DP: 1 HR: 1 HBP: 1						

livebaseballscorecards.com

AB	33
R	4
H	8
RBI	4
BB	3
SO	7
LOB	17

PITCHER		IP	WLS	BF	H	R	ER	SO	BB	IBB	HBP	BLK	WP	HR	S	P	ERA	WHIP
Bob Sebra, R ERA: 5.79	(1, 1)	6.0		24	7	4	4	4	1	0	0	0	0	1	31	35	6.00	1.333
Andy McGaffigan, R ERA: 3.39	(7, 1)	2.0	W	8	0	0	0	3	2	0	0	0	0	0	12	20	0.00	1.000
Tim Burke, R ERA: 2.55	(9, 1)	0.2		4	1	0	0	0	0	0	1	0	0	0	3	4	0.00	1.500
Bob McClure, L ERA: 4.08	(9, 1)	0.1	S	1	0	0	0	0	0	0	0	0	0	0	1	1	0.00	0.000

PITCHER	IP	WLS	BF	H	R	ER	SO	BB	IBB	HBP	BLK	WP	HR	S	P	ERA	WHIP

Batter	1	2	3	4	5	6	7	8	9	AB	R	H	RBI	BB	SO	LOB
Lenny Dykstra, L (1, 8) OBP: 0.398, SLG: 0.485 Roger McDowell, R (8, 1) OBP: 0.400, SLG: 0.357	3-1		F8		4-3 2B BB		FC3-6 1B	F7		4 0	1 0	1 0	0 0	1 0	0 0	1 0
Wally Backman, S (1, 4) OBP: 0.367, SLG: 0.374	6-3		E 1B		4-3 1-2		FC3-6 4-3 E 1-2f		L8	5	1	1	0	0	0	2
Keith Hernandez, L (1, 3) OBP: 0.393, SLG: 0.437	PB 2B		E6 G1-4-3 1-2		2-H 2B		4-3 1-2		3-1	5	0	2	1	0	0	2
Gary Carter, R (1, 2) OBP: 0.333, SLG: 0.436	BBBB 2-3 BB		G1-4-3 1-2f		F3		E4 3B 2-H 1B		SSS K	4	1	1	0	1	1	3
Darryl Strawberry, L (1, 9) OBP: 0.382, SLG: 0.537	F6			BBBB 5-3 1B BB	SSS K		3-H 3B			3	0	1	1	1	1	3
Mookie Wilson, S (1, 7) OBP: 0.346, SLG: 0.464 (8, 8)		4-3		5-3 1-2		H 5-3 HBP	SSS K			3	0	0	0	0	1	2
Ray Knight, R (1, 5) OBP: 0.353, SLG: 0.438		4-3		SSS K		F9		F8		4	0	0	0	0	1	2
Rafael Santana, R (1, 6) OBP: 0.261, SLG: 0.218 Danny Heep, L (8, PH) OBP: 0.389, SLG: 0.409 (8, 7)	2B			BBBB 1B BB		5-3 1-2		BBBB BB		2 0	0 0	1 0	0 0	1 1	0 0	1 0
Bob Ojeda, L (1, 1) OBP: 0.096, SLG: 0.096 Lee Mazzilli, S (6, PH) OBP: 0.388, SLG: 0.298 Doug Sisk, R (6, 1) Howard Johnson, S (8, PH) OBP: 0.361, SLG: 0.503 (8, 6)		4-3		1-2 2-H 1B		F8		SSS K		2 1 0 1	0 0 0 0	1 0 0 0	0 0 0 0	0 0 0 1	0 0 0 1	1 1 0 1
Inning Stats	R: 0 E: 0 K: 0 S: 4 H: 1 LOB: 2 BB: 1 P: 8	R: 0 E: 0 K: 0 S: 4 H: 1 LOB: 1 BB: 0 P: 4	R: 0 E: 1 K: 0 S: 4 H: 1 LOB: 1 BB: 0 P: 4	R: 0 E: 0 K: 1 S: 5 H: 1 LOB: 2 BB: 2 P: 13	R: 1 E: 0 K: 1 S: 6 H: 1 LOB: 1 BB: 1 P: 10	R: 0 E: 0 K: 0 S: 3 H: 0 LOB: 1 BB: 0 P: 4	R: 2 E: 1 K: 1 S: 8 H: 3 LOB: 1 BB: 0 P: 8	R: 0 E: 0 K: 1 S: 5 H: 0 LOB: 1 BB: 1 P: 9	R: 0 E: 0 K: 1 S: 5 H: 0 LOB: 0 BB: 0 P: 5	1B: 4 2B: 3 3B: 1 HR: 0	SF: 0 SAC: 0 DP: 1 HBP: 1					

TOP

New York Mets @ Montreal Expos

Olympic Stadium, Montreal, QB

Fri Aug 08 1986, 7:05 PM EDT

Att. 21,027 - Unknown

livebaseballscorecards.com

AB	34
R	3
H	8
RBI	2
BB	5
SO	5
LOB	19

PITCHER		IP	WLS	BF	H	R	ER	SO	BB	IBB	HBP	BLK	WP	HR	S	P	ERA	WHIP
Bryn Smith, R ERA: 3.9	(1, 1)	6.2	W	31	7	3	3	2	4	0	1	0	0	0	30	47	4.05	1.650
Bob McClure, L ERA: 4.05	(7, 1)	0.1		2	1	0	0	1	0	0	0	0	0	0	4	4	0.00	3.000
Tim Burke, R ERA: 2.52	(8, 1)	1.0		4	0	0	0	1	1	0	0	0	0	0	5	9	0.00	1.000
Jeff Reardon, R ERA: 3.47	(9, 1)	1.0	S	3	0	0	0	1	0	0	0	0	0	0	5	5	0.00	0.000

PITCHER	IP	WLS	BF	H	R	ER	SO	BB	IBB	HBP	BLK	WP	HR	S	P	ERA	WHIP

New York Mets @ Montreal Expos

Olympic Stadium, Montreal, QB

Fri Aug 08 1986, 7:05 PM EDT

Att. 21,027 - Unknown

livebaseballscorecards.com

BOTTOM

Batter	1	2	3	4	5	6	7	8	9	AB	R	H	RBI	BB	SO	LOB
Luis Rivera, R (1, 6) OBP: 0.450, SLG: 0.267	0-0 1B, 1B	0-3 ② K		0-3 ② K			4-0 FC4-6, BB			3	1	1	0	1	2	1
Mitch Webster, S (1, 8) OBP: 0.366, SLG: 0.416	0-0 FC3-6, 1B, 1B 1-2	0-0 S, 1B 2-3		0-0 ③ 5-3			0-0 ② FC4-6 1-2f			4	1	2	0	0	0	1
Tim Raines, S (1, 7) OBP: 0.412, SLG: 0.509 George Wright, S (9, 7) OBP: 0.263, SLG: 0.301	0-0 FC3-6 1-2 2-H	0-0 S 1-2 3-H			1-0 G6-4-3, HBP		0-0 ③ G3			3 0	0 0	2 0	2 0	0 0	0 0	1 0
Andre Dawson, R (1, 9) OBP: 0.321, SLG: 0.475	0-0 ① FC3-6, 1B 1-2f 2-3	0-0 ③ F2 1-2 2-3			0-3 ① K			0-0 E5, 1B		4	2	1	0	0	1	5
Tim Wallach, R (1, 5) OBP: 0.326, SLG: 0.446	0-0 E7 1-H 3-H		0-0 ① F6		0-0 ② ③ G6-4-3 1-2f			0-0 ① F3		4	0	1	1	0	0	2
Vance Law, R (1, 3) OBP: 0.299, SLG: 0.295	0-3 ② K		0-0 FC6-4, 1B				4-0 CS, BB	0-0 G4-6-3 2-H		3	0	2	1	1	1	1
Al Newman, S (1, 4) OBP: 0.301, SLG: 0.250 Bob McClure, R (7, 1) Tim Burke, R (8, 1) Wallace Johnson, S (8, PH) OBP: 0.194, SLG: 0.300 Jeff Reardon, R (9, 1) OBP: 0.167, SLG: 0.167	0-0 ③ F7		0-0 ② F8				0-3 ① ② K 1-2	0-0 ② ③ G4-6-3 1-2f		3 0 0 1 0	0 0 0 0 0	0 0 0 0 0	0 0 0 0 0	1 0 0 0 0	3 0 0 1 0	3 0 0 1 0
Dann Bilardello, R (1, 2) OBP: 0.239, SLG: 0.267	0-0 1B, G5-6-3, 1B		0-0 ③ FC6-4 1-2f				0-0 ③ 5-3			3	1	1	0	0	0	1
Bryn Smith, R (1, 1) OBP: 0.146, SLG: 0.136 Tom Foley, L (7, 4) OBP: 0.373, SLG: 0.387	0-0 ① G5-6-3 1-2		0-0 ① 5-3				0-0 ① F7			2 1	0 0	0 0	0 0	0 0	0 0	1 0
Inning Stats	R: 3 H: 4 E: 1 LOB: 1 K: 1 BB: 0 S: 9 P: 9	R: 1 H: 3 E: 0 LOB: 2 K: 1 BB: 0 S: 8 P: 8	R: 0 H: 1 E: 0 LOB: 1 K: 0 BB: 0 S: 4 P: 4	R: 0 H: 0 E: 0 LOB: 0 K: 1 BB: 0 S: 5 P: 5	R: 0 H: 0 E: 0 LOB: 0 K: 1 BB: 0 S: 4 P: 5	R: 0 H: 0 E: 0 LOB: 0 K: 1 BB: 1 S: 4 P: 8	R: 0 H: 0 E: 0 LOB: 1 K: 0 BB: 1 S: 3 P: 7	R: 1 H: 2 E: 1 LOB: 0 K: 0 BB: 0 S: 4 P: 4		1B: 10 SF: 0 2B: 0 SAC: 0 3B: 0 DP: 2 HR: 0 HBP: 1						

	AB	R	H	RBI	BB	SO	LOB
AB	31						
R	5						
H	10						
RBI	4						
BB	2						
SO	5						
LOB	17						

WP: 0 PB: 0 SB: 2 CS: 1 PA: 34

PITCHER		IP	WLS	BF	H	R	ER	SO	BB	IBB	HBP	BLK	WP	HR	S	P	ERA	WHIP
Bob Ojeda, L ERA: 2.44	(1, 1)	5.0	L	23	8	4	3	4	0	0	1	0	0	0	30	31	5.40	1.600
Doug Sisk, R ERA: 3.0	(6, 1)	2.0		7	0	0	0	1	2	0	0	0	0	0	7	15	0.00	1.000
Roger McDowell, R ERA: 2.41	(8, 1)	1.0		4	2	1	0	0	0	0	0	0	0	0	4	4	0.00	2.000

PITCHER	IP	WLS	BF	H	R	ER	SO	BB	IBB	HBP	BLK	WP	HR	S	P	ERA	WHIP

New York Mets @ Montreal Expos

Olympic Stadium, Montreal, QB

Sat Aug 09 1986, 7:05 PM EDT

Att. 33,093 - Unknown

TOP

livebaseballscorecards.com

Batter	1	2	3	4	5	6	7	8	9	AB	R	H	RBI	BB	SO	LOB
Lenny Dykstra, L (1, 8) OBP: 0.399, SLG: 0.488	6-3			G3 2B		4-3		BB 1B 1B	SH1-4	4	1	2	1	0	0	0
Wally Backman, S (1, 4) OBP: 0.367, SLG: 0.371	4-3			G3		2B BB		HBP 1B SF7 BB	BB 1B BB	2	1	0	0	1	0	1
Tim Teufel, R (8, PH) OBP: 0.318, SLG: 0.351 (8, 4)										0	2	0	0	2	0	0
Keith Hernandez, L (1, 3) OBP: 0.396, SLG: 0.440	L8			F4		2B		SF7 HBP HR 1B	FC4-6 1B BB	4	1	2	3	1	0	1
Gary Carter, R (1, 2) OBP: 0.333, SLG: 0.434		F3		K		F9		HR HBP	FC4-6 1B	4	1	1	2	0	1	2
Darryl Strawberry, L (1, 9) OBP: 0.377, SLG: 0.530		G3			F5		F7	SF7	FC4-6 S	4	0	0	1	0	0	2
Kevin Mitchell, R (1, 7) OBP: 0.372, SLG: 0.514		K			F9		G4-3 HBP	HR	K	2	0	0	0	0	1	0
Mookie Wilson, S (7, PR) OBP: 0.349, SLG: 0.480 (7, 7)										1	1	1	3	0	0	0
Roger McDowell, R (8, 1) OBP: 0.400, SLG: 0.357										0	0	0	0	0	0	0
Ed Hearn, R (9, PH) OBP: 0.368, SLG: 0.508										1	0	0	0	0	1	2
Jesse Orosco, R (9, 1)										0	0	0	0	0	0	0
Ray Knight, R (1, 5) OBP: 0.352, SLG: 0.434			4-3		BB		G4-3 1-2f	F9		3	0	0	0	1	0	1
Rafael Santana, R (1, 6) OBP: 0.259, SLG: 0.216			F8		5-3			2B		2	0	0	0	0	0	1
Howard Johnson, S (8, PH) OBP: 0.363, SLG: 0.510 (8, 6)								K		2	1	1	0	0	1	0
Ron Darling, R (1, 1) OBP: 0.098, SLG: 0.068			K			6-3		BB 1B 1B	BB SH1-4 1B	2	0	0	0	0	1	0
Randy Myers, L (7, 1)										0	0	0	0	0	0	0
Lee Mazzilli, S (8, PH) OBP: 0.398, SLG: 0.298 (8, 7)										0	2	0	0	2	0	0
Inning Stats	R: 0 E: 0 K: 0 S: 3 H: 0 LOB: 0 BB: 0 P: 3	R: 0 E: 0 K: 1 S: 5 H: 0 LOB: 0 BB: 0 P: 5	R: 0 E: 0 K: 1 S: 5 H: 0 LOB: 0 BB: 0 P: 5	R: 0 E: 0 K: 1 S: 6 H: 1 LOB: 1 BB: 0 P: 6	R: 0 E: 0 K: 0 S: 3 H: 0 LOB: 1 BB: 1 P: 7	R: 1 E: 0 K: 0 S: 4 H: 1 LOB: 1 BB: 1 P: 8	R: 0 E: 0 K: 0 S: 2 H: 0 LOB: 1 BB: 0 P: 3	R: 7 E: 0 K: 1 S: 9 H: 4 LOB: 0 BB: 2 P: 18	R: 2 E: 0 K: 1 S: 6 H: 1 LOB: 2 BB: 3 P: 18	1B: 3 2B: 3 3B: 0 HR: 1	SF: 1 SAC: 1 DP: 1 HBP: 2						

	AB	31
	R	10
	H	7
	RBI	10
	BB	7
	SO	5
	LOB	10

WP: 0 PB: 0 SB: 1 CS: 0 PA: 42

PITCHER		IP	WLS	BF	H	R	ER	SO	BB	IBB	HBP	BLK	WP	HR	S	P	ERA	WHIP
Jay Tibbs, R ERA: 3.73	(1, 1)	7.0		28	4	4	4	3	3	0	1	0	0	0	30	43	5.14	1.000
Bob McClure, L ERA: 4.44	(8, 1)	0.0		2	1	0	0	0	1	0	0	0	0	0	1	5	∞	∞
Tim Burke, R ERA: 2.71	(8, 1)	1.0		5	1	4	4	1	0	0	1	0	0	1	6	7	36.00	1.000
Jeff Reardon, R ERA: 3.71	(9, 1)	0.1	L	5	1	2	2	0	3	0	0	0	0	0	2	14	54.00	12.000
Dave Tomlin, L ERA: 5.06	(9, 1)	0.2		2	0	0	0	1	0	0	0	0	0	0	4	4	0.00	0.000

PITCHER	IP	WLS	BF	H	R	ER	SO	BB	IBB	HBP	BLK	WP	HR	S	P	ERA	WHIP

New York Mets @ Montreal Expos

Olympic Stadium, Montreal, QB

Sat Aug 09 1986, 7:05 PM EDT

Att. 33,093 - Unknown

livebaseballscorecards.com

BOTTOM

Batter	1	2	3	4	5	6	7	8	9	AB	R	H	RBI	BB	SO	LOB
Tom Foley, L (1, 4) OBP: 0.366, SLG: 0.379	K		1-2 1B		E4 CS 2-H		K		F8	5	0	1	1	0	2	1
Mitch Webster, S (1, 8) OBP: 0.364, SLG: 0.413	G3		F5		K 1-2		2-H 1B		F8	5	0	1	1	0	1	3
Tim Raines, S (1, 7) OBP: 0.408, SLG: 0.504	F7		L9			1-3	K		1B	4	0	0	0	0	1	3
George Wright, S (8, 7) OBP: 0.267, SLG: 0.305										1	0	1	0	0	0	0
Andre Dawson, R (1, 9) OBP: 0.322, SLG: 0.487		1B 2B		HR		4-3		L4	F2	5	2	2	1	0	0	1
Tim Wallach, R (1, 5) OBP: 0.328, SLG: 0.447		CS 2-H 1B		F1		F8		6-3 E 1B		4	1	2	1	0	0	0
Wayne Krenchicki, L (1, 3) OBP: 0.307, SLG: 0.329		K 1-2		F4			BB E	E6 6-3 1-3 3B		2	1	0	0	1	1	1
Vance Law, R (8, 3) OBP: 0.299, SLG: 0.294										1	1	0	0	0	0	1
Luis Rivera, R (1, 6) OBP: 0.417, SLG: 0.263		1B		L5			E1 1-H 1B	6-3 2-3 3-H		4	1	1	1	0	0	1
Dann Bilardello, R (1, 2) OBP: 0.250, SLG: 0.272			K		BB BLK E 6-3		SH1-4 3-H 1B	3B 3-H		2	2	1	1	1	1	0
Wallace Johnson, S (8, PH) OBP: 0.219, SLG: 0.387										1	0	1	1	0	0	0
Tom Nieto, R (9, 2) OBP: 0.269, SLG: 0.298										0	0	0	0	0	0	0
Jay Tibbs, R (1, 1) OBP: 0.200, SLG: 0.186			1B		6-3 1-2		SH1-4 1-2	1-3		2	0	1	0	0	0	1
Bob McClure, R (8, 1)										0	0	0	0	0	0	0
Tim Burke, R (8, 1)										0	0	0	0	0	0	0
Jim Wohlford, R (8, PH) OBP: 0.246, SLG: 0.267										1	0	0	0	0	0	1
Jeff Reardon, R (9, 1) OBP: 0.167, SLG: 0.167										0	0	0	0	0	0	0
Dave Tomlin, L (9, 1)										0	0	0	0	0	0	0
Inning Stats	R: 0 E: 0 K: 1 S: 5	H: 0 LOB: 0 BB: 0 P: 5	R: 1 E: 0 K: 1 S: 6	H: 3 LOB: 1 BB: 0 P: 6	R: 0 E: 0 K: 1 S: 7	H: 2 LOB: 2 BB: 0 P: 7	R: 1 E: 0 K: 0 S: 4	H: 1 LOB: 0 BB: 0 P: 4	R: 1 E: 1 K: 1 S: 5	H: 0 LOB: 1 BB: 1 P: 9	R: 0 E: 0 K: 0 S: 3	H: 0 LOB: 0 BB: 0 P: 3	R: 3 E: 1 K: 2 S: 10	H: 2 LOB: 1 BB: 1 P: 14	R: 2 E: 1 K: 0 S: 6	H: 2 LOB: 1 BB: 0 P: 6	R: 0 E: 0 K: 0 S: 4	H: 1 LOB: 1 BB: 0 P: 4	1B: 8 2B: 3 3B: 1 HR: 1	SF: 0 SAC: 1 DP: 2 HBP: 0	WP: 0 PB: 0 SB: 0 CS: 2	PA: 40

	AB	37
	R	8
	H	11
	RBI	7
	BB	2
	SO	6
	LOB	13

PITCHER		IP	WLS	BF	H	R	ER	SO	BB	IBB	HBP	BLK	WP	HR	S	P	ERA	WHIP
Ron Darling, R ERA: 2.81	(1, 1)	6.1		27	7	6	3	4	2	0	0	1	0	1	33	41	4.26	1.421
Randy Myers, L ERA: 1.59	(7, 1)	0.2		3	1	0	0	2	0	0	0	0	0	0	7	7	0.00	1.500
Roger McDowell, R ERA: 2.39	(8, 1)	1.0	W	6	2	2	0	0	0	0	0	0	0	0	6	6	0.00	2.000
Jesse Orosco, L ERA: 2.7	(9, 1)	1.0	S	4	1	0	0	0	0	0	0	0	0	0	4	4	0.00	1.000

PITCHER	IP	WLS	BF	H	R	ER	SO	BB	IBB	HBP	BLK	WP	HR	S	P	ERA	WHIP

New York Mets @ Montreal Expos

Olympic Stadium, Montreal, QB

Sun Aug 10 1986, 3:33 AM EDT

Att. 35,743 - Unknown

TOP

livebaseballscorecards.com

Batter	1	2	3	4	5	6	7	8	9	AB	R	H	RBI	BB	SO	LOB
Lenny Dykstra, L (1, 8) OBP: 0.400, SLG: 0.490 Lee Mazzilli, S (9, PH) OBP: 0.395, SLG: 0.295 Kevin Mitchell, R (9, 7) OBP: 0.372, SLG: 0.514	0-0 1B 2B		0-0 G3 ②		0-3 K ③		4-0 2B BB		0-0 E5 1B	3 1 0	2 1 0	1 0 0	0 0 0	1 0 0	1 0 0	1 0 0
Wally Backman, S (1, 4) OBP: 0.371, SLG: 0.379	0-3 K ①		0-0 4-3 ③			0-0 L5-3 1B	0-0 1B 2B 1-H 2-H		0-0 G3-6-3 1B 3-H	5	1	3	3	0	1	1
Keith Hernandez, L (1, 3) OBP: 0.394, SLG: 0.437	0-0 F7 ②			0-0 F7 ①		0-0 L5-3 ①② 1-2	0-0 1B 2-H		0-0 G3-6-3 ①② 1-2f	5	0	1	1	0	0	3
Darryl Strawberry, L (1, 9) OBP: 0.380, SLG: 0.530	0-0 1B 2-H			0-3 K ②		0-0 S 1B	0-3 K ③		1-0 1B S 1B HBP H	4	1	2	1	0	2	1
Mookie Wilson, S (1, 7) OBP: 0.354, SLG: 0.480 (9, 8)	0-0 2-3 ③			0-0 1B		0-0 F2 ③ 1-2		4-0 S BB	0-0 1B 1-3	4	0	2	0	1	0	2
Ray Knight, R (1, 5) OBP: 0.350, SLG: 0.430		0-0 5-3 ①		0-0 5-3 ③			0-0 5-3 ①	0-0 F4 ①	0-0 1B 1-3 3-H	5	0	1	1	0	0	2
Ed Hearn, R (1, 2) OBP: 0.370, SLG: 0.515		0-0 F3 ②			0-0 G3 2B		0-0 6-3 1B 1B	0-0 L6 ② 1-2	0-0 F3 ③	5	1	2	0	0	0	3
Rafael Santana, R (1, 6) OBP: 0.259, SLG: 0.214		0-0 F8 ③			0-0 G3 ① 2-3		0-0 6-3 ② 1-2	4-0 IBB		3	0	0	0	1	0	2
Sid Fernandez, L (1, 1) OBP: 0.216, SLG: 0.224 Danny Heep, L (7, PH) OBP: 0.393, SLG: 0.413 Rick Anderson, R (7, 1) OBP: 0.125, SLG: 0.125			0-0 F5 ①		0-0 1-3 ②		0-0 2B 1B 2-H	0-0 F8 ③		2 1 1	0 1 0	0 1 0	0 1 0	0 0 0	0 0 0	1 0 2
Inning Stats	R: 1 H: 2 E: 0 LOB: 1 K: 1 BB: 0 S: 7 P: 7	R: 0 H: 0 E: 0 LOB: 0 K: 0 BB: 0 S: 3 P: 3	R: 0 H: 0 E: 0 LOB: 0 K: 0 BB: 0 S: 3 P: 3	R: 0 H: 1 E: 0 LOB: 1 K: 1 BB: 0 S: 6 P: 6	R: 0 H: 1 E: 0 LOB: 1 K: 1 BB: 0 S: 6 P: 6	R: 0 H: 2 E: 0 LOB: 1 K: 0 BB: 0 S: 4 P: 4	R: 4 H: 4 E: 0 LOB: 1 K: 1 BB: 1 S: 9 P: 13	R: 0 H: 0 E: 0 LOB: 2 K: 0 BB: 2 S: 3 P: 11	R: 2 H: 3 E: 1 LOB: 2 K: 0 BB: 0 S: 6 P: 7	1B: 10 SF: 0 2B: 4 SAC: 0 3B: 0 DP: 2 HR: 0 HBP: 1						

	AB	39
	R	7
	H	13
	RBI	7
	BB	3
	SO	4
	LOB	18

PITCHER		IP	WLS	BF	H	R	ER	SO	BB	IBB	HBP	BLK	WP	HR	S	P	ERA	WHIP
Dennis Martinez, R ERA: 5.91	(1, 1)	6.2	L	30	10	5	5	3	1	0	0	0	0	0	35	39	6.75	1.650
Andy McGaffigan, R ERA: 3.34	(7, 1)	1.1		6	0	0	0	1	1	1	0	0	0	0	6	14	0.00	0.750
Dave Tomlin, L ERA: 4.26	(9, 1)	1.0		7	3	2	0	0	0	0	1	0	0	0	6	7	0.00	3.000

PITCHER		IP	WLS	BF	H	R	ER	SO	BB	IBB	HBP	BLK	WP	HR	S	P	ERA	WHIP

WP: 0 PA: 43
PB: 0
SB: 3
CS: 0

New York Mets @ Montreal Expos

Olympic Stadium, Montreal, QB

Sun Aug 10 1986, 3:33 AM EDT

Att. 35,743 - Unknown

livebaseballscorecards.com

BOTTOM

Batter	1	2	3	4	5	6	7	8	9	AB	R	H	RBI	BB	SO	LOB
Luis Rivera, R (1, 6) OBP: 0.393, SLG: 0.227 Dave Tomlin, L (9, 1)	F2		F3		BB			5-3		3 0	0 0	0 0	0 0	1 0	0 0	0 0
Mitch Webster, S (1, 8) OBP: 0.365, SLG: 0.422	SF8 3B		2B		K			F8		4	1	2	0	0	1	1
Tim Raines, S (1, 7) OBP: 0.407, SLG: 0.500	BB		F3			L6			F6	3	0	0	0	1	0	1
Andre Dawson, R (1, 9) OBP: 0.318, SLG: 0.482	SF8 3-H			F8		F8			6-3	3	0	0	1	0	0	0
Tim Wallach, R (1, 5) OBP: 0.325, SLG: 0.442	F7			F4		K			F8	4	0	0	0	0	1	1
Vance Law, R (1, 4) OBP: 0.299, SLG: 0.305		F7		HR			5-3			3	1	1	1	0	0	0
Wallace Johnson, S (1, 3) OBP: 0.200, SLG: 0.353		K		F7			4-3			3	0	0	0	0	1	0
Tom Nieto, R (1, 2) OBP: 0.255, SLG: 0.280		K			K		4-3			3	0	0	0	0	2	0
Dennis Martinez, R (1, 1) OBP: 0.071, SLG: 0.143 Andy McGaffigan, R (7, 1) OBP: 0.071, SLG: 0.071 Tom Foley, L (8, PH) OBP: 0.364, SLG: 0.376 (9, 6)			K		K			F7		2 0 1	0 0 0	0 0 0	0 0 0	0 0 0	2 0 0	0 0 0
Inning Stats	R: 1 E: 0 K: 0 S: 4 H: 1 LOB: 1 BB: 1 P: 8	R: 0 E: 0 K: 2 S: 7 H: 0 LOB: 0 BB: 0 P: 7	R: 0 E: 0 K: 1 S: 6 H: 1 LOB: 1 BB: 0 P: 6	R: 1 E: 0 K: 0 S: 4 H: 1 LOB: 0 BB: 0 P: 4	R: 0 E: 0 K: 3 S: 9 H: 0 LOB: 1 BB: 1 P: 13	R: 0 E: 0 K: 1 S: 5 H: 0 LOB: 0 BB: 0 P: 5	R: 0 E: 0 K: 0 S: 3 H: 0 LOB: 0 BB: 0 P: 3	R: 0 E: 0 K: 0 S: 3 H: 0 LOB: 0 BB: 0 P: 3	R: 0 E: 0 K: 0 S: 3 H: 0 LOB: 0 BB: 0 P: 3	1B: 0 2B: 1 3B: 1 HR: 1	SF: 1 SAC: 0 DP: 0 HBP: 0					

	AB	29
	R	2
	H	3
	RBI	2
	BB	2
	SO	7
	LOB	3

WP: 0 PA: 32
PB: 0
SB: 0
CS: 0

PITCHER		IP	WLS	BF	H	R	ER	SO	BB	IBB	HBP	BLK	WP	HR	S	P	ERA	WHIP
Sid Fernandez, L ERA: 3.37	(1, 1)	6.0	W	23	3	2	2	7	2	0	0	0	0	1	35	43	3.00	0.833
Rick Anderson, R ERA: 1.65	(7, 1)	3.0	S	9	0	0	0	0	0	0	0	0	0	0	9	9	0.00	0.000

PITCHER	IP	WLS	BF	H	R	ER	SO	BB	IBB	HBP	BLK	WP	HR	S	P	ERA	WHIP

Batter	1	2	3	4	5	6	7	8	9	AB	R	H	RBI	BB	SO	LOB
Vince Coleman, S (1, 8) OBP: 0.325, SLG: 0.309	SSS 0-3 ① K		x 0-0 ① F7	SSS 0-3 ② K			SSS 0-3 ① K		x 0-0 E3 G4-6-3	5	0	0	0	0	3	1
Ozzie Smith, S (1, 6) OBP: 0.380, SLG: 0.343	x 0-0 2B 1B		x 0-0 ② 4-3	x 0-0 ③ F8			BBBB 4-0 S BB		x 0-0 ①② G4-6-3 1-2f	4	1	1	0	1	0	2
Tom Herr, S (1, 4) OBP: 0.327, SLG: 0.300	x 0-0 1-H 2B		x 0-0 HR 1B		x 0-0 ① F8		x 0-0 ② F2		x 0-0 ③ L6	5	1	2	1	0	0	1
Curt Ford, L (1, 7) OBP: 0.331, SLG: 0.393	x 0-0 ② F5		x 0-0 1-H HR		x 0-0 ② F9		x 0-0 ③ G3 1-2			4	1	1	2	0	0	2
Terry Pendleton, S (1, 5) OBP: 0.286, SLG: 0.300	x 0-0 ③ 4-3		x 0-0 1B 1B		x 0-0 ③ 6-3			x 0-0 CS 2B		4	0	2	0	0	0	1
Andy Van Slyke, L (1, 9) OBP: 0.337, SLG: 0.400		x 0-0 S 1B	x 0-0 1-2 1B			SSS 0-3 ① K		x 0-0 ① F8		3	0	2	0	0	1	0
John Morris, L (6, 9) OBP: 0.400, SLG: 0.308										1	0	0	0	0	0	1
Clint Hurdle, L (1, 3) OBP: 0.294, SLG: 0.284		x 0-0 ① F9	SSS 0-3 ③ K			BBBB 4-0 FC6 BB		BBBB 4-0 HR BB		2	1	0	0	2	1	3
Michael LaValliere, L (1, 2) OBP: 0.317, SLG: 0.293		SSS 0-3 ② K 1-2		BBBB 4-0 SH3-4 BB		x 0-0 ② F7		x 0-0 ② 1-H 2-3 HR		3	1	1	2	1	1	2
Greg Mathews, R (1, 1) OBP: 0.069, SLG: 0.036		SSS 0-3 ③ K		x 0-0 ① SH3-4 1-2		x 0-0 ③ FC6 1-2f		SSS 0-3 ③ K		2	0	0	0	0	1	2
José Oquendo, S (8, PH) OBP: 0.394, SLG: 0.368										1	0	0	0	0	1	0
Ray Soff, R (8, 1)										0	0	0	0	0	0	0
Ricky Horton, L (8, 1) OBP: 0.222, SLG: 0.125										0	0	0	0	0	0	0
Todd Worrell, R (8, 1) OBP: 0.167, SLG: 0.500										0	0	0	0	0	0	0
Inning Stats	R: 1 H: 2 E: 0 LOB: 1 K: 1 BB: 0 S: 7 P: 7	R: 0 H: 1 E: 0 LOB: 1 K: 2 BB: 0 S: 8 P: 8	R: 2 H: 4 E: 0 LOB: 2 K: 1 BB: 0 S: 9 P: 9	R: 0 H: 0 E: 0 LOB: 1 K: 1 BB: 1 S: 5 P: 9	R: 0 H: 0 E: 0 LOB: 0 K: 0 BB: 0 S: 3 P: 3	R: 0 H: 0 E: 0 LOB: 1 K: 1 BB: 1 S: 5 P: 9	R: 0 H: 0 E: 0 LOB: 1 K: 1 BB: 1 S: 5 P: 9	R: 2 H: 2 E: 0 LOB: 0 K: 1 BB: 1 S: 6 P: 10	R: 0 H: 0 E: 1 LOB: 0 K: 0 BB: 0 S: 3 P: 3	1B: 5 SF: 0 2B: 2 SAC: 1 3B: 0 DP: 1 HR: 2 HBP: 0						

PITCHER	IP	WLS	BF	H	R	ER	SO	BB	IBB	HBP	BLK	WP	HR	S	P	ERA	WHIP
Floyd Youmans, R (1, 1) ERA: 3.87	8.0	L	36	9	5	5	8	4	0	0	0	0	2	48	64	5.62	1.625
Bob McClure, L (9, 1) ERA: 4.34	1.0		3	0	0	0	0	0	0	0	0	0	0	3	3	0.00	0.000

PITCHER	IP	WLS	BF	H	R	ER	SO	BB	IBB	HBP	BLK	WP	HR	S	P	ERA	WHIP

TOP

St. Louis Cardinals @ Montreal Expos

Olympic Stadium, Montreal, QB

Mon Aug 11 1986, 7:05 PM EDT

Att. 14,540 - Unknown

livebaseballscorecards.com

AB	34
R	5
H	9
RBI	5
BB	4
SO	8
LOB	15

WP: 0 PA: 39
PB: 0
SB: 2
CS: 1

St. Louis Cardinals @ Montreal Expos

Olympic Stadium, Montreal, QB

Mon Aug 11 1986, 7:05 PM EDT

Att. 14,540 - Unknown

BOTTOM

livebaseballscorecards.com

Batter	1	2	3	4	5	6	7	8	9	AB	R	H	RBI	BB	SO	LOB
Luis Rivera, R (1, 6) OBP: 0.364, SLG: 0.259	5-3		K		4-3		1B 2B		F9	5	1	1	0	0	1	1
Mitch Webster, S (1, 8) OBP: 0.368, SLG: 0.424	S BLK E 1B		F4		6-3		CS 1B		1B	5	1	3	1	0	0	1
Tim Raines, S (1, 7) OBP: 0.405, SLG: 0.495	1-3		6-3			BB 1B BB	F8		F8	4	1	0	0	1	0	2
Andre Dawson, R (1, 9) OBP: 0.320, SLG: 0.482	6-3			2B		1B BB	F2		F9	4	0	1	0	1	0	1
Tim Wallach, R (1, 5) OBP: 0.326, SLG: 0.441		G5-4-3 BB		K		1B 1B		F8		3	1	1	1	1	1	1
Vance Law, R (1, 3) (7, 4) OBP: 0.298, SLG: 0.304		G5-4-3		L6		3-1 1B 1B		K		4	0	1	0	0	1	2
Tom Foley, L (1, 4) OBP: 0.366, SLG: 0.378 Wallace Johnson, S (6, PH) (7, 3) OBP: 0.243, SLG: 0.389		1B 1B		6-3		3-1 1B		E4 1B		2 2	0 0	1 2	0 1	0 0	0 0	1 0
Dann Bilardello, R (1, 2) OBP: 0.261, SLG: 0.276 Wayne Krenchicki, L (8, PH) OBP: 0.307, SLG: 0.329 Jim Wohlford, R (8, PH) OBP: 0.258, SLG: 0.267 Tom Nieto, R (9, 2) OBP: 0.255, SLG: 0.280		1-2 1B			4-3 SH5-4 BB	3-1		IBB		2 0 0 0	0 0 0 0	1 0 0 0	0 0 0 0	1 0 1 0	0 0 0 0	2 0 0 0
Floyd Youmans, R (1, 1) OBP: 0.246, SLG: 0.231 George Wright, S (8, PH) OBP: 0.266, SLG: 0.303 Bob McClure, R (9, 1)		K			SH5-4	5-3		F6		2 1 0	0 0 0	0 0 0	0 0 0	1 0 0	4 2 0	
Inning Stats	R: 1 H: 1 E: 0 LOB: 0 K: 0 BB: 0 S: 4 P: 4	R: 0 H: 2 E: 0 LOB: 2 K: 1 BB: 1 S: 6 P: 10	R: 0 H: 0 E: 0 LOB: 0 K: 1 BB: 0 S: 5 P: 5	R: 0 H: 1 E: 0 LOB: 1 K: 1 BB: 0 S: 6 P: 6	R: 0 H: 0 E: 0 LOB: 1 K: 0 BB: 1 S: 3 P: 7	R: 2 H: 3 E: 0 LOB: 2 K: 0 BB: 2 S: 5 P: 13	R: 1 H: 2 E: 0 LOB: 0 K: 0 BB: 0 S: 4 P: 4	R: 0 H: 1 E: 1 LOB: 2 K: 1 BB: 1 S: 6 P: 10	R: 0 H: 1 E: 0 LOB: 1 K: 0 BB: 0 S: 4 P: 4	1B: 9 2B: 2 3B: 0 HR: 0	SF: 0 SAC: 1 DP: 1 HBP: 0						

	AB	34
	R	4
	H	11
	RBI	3
	BB	5
	SO	4
	LOB	17

PITCHER		IP	WLS	BF	H	R	ER	SO	BB	IBB	HBP	BLK	WP	HR	S	P	ERA	WHIP
Greg Mathews, L ERA: 3.38	(1, 1)	7.0	W	31	9	4	3	3	4	0	0	1	0	0	33	49	3.86	1.857
Ray Soff, R ERA: 2.16	(8, 1)	0.2		3	1	0	0	1	0	0	0	0	0	0	5	5	0.00	1.500
Ricky Horton, L ERA: 2.5	(8, 1)	0.0		1	0	0	0	0	0	1	0	0	0	0	0	4	∞	∞
Todd Worrell, R ERA: 1.4	(8, 1)	1.1	S	5	1	0	0	0	0	0	0	0	0	0	5	5	0.00	0.750

PITCHER	IP	WLS	BF	H	R	ER	SO	BB	IBB	HBP	BLK	WP	HR	S	P	ERA	WHIP

Batter	1	2	3	4	5	6	7	8	9	AB	R	H	RBI	BB	SO	LOB
Vince Coleman, S (1, 8) OBP: 0.327, SLG: 0.312	5-3		1B S 1B			6-3 S 1B	K			3	0	2	0	0	0	0
Tito Landrum, R (6, 8) OBP: 0.259, SLG: 0.265										1	0	0	0	0	1	3
Ozzie Smith, S (1, 6) OBP: 0.379, SLG: 0.343	K		S 1-3 1B			F8 1-2	FC6-4 1-2 2-3 3-H 1B			3	0	1	0	0	1	1
José Oquendo, S (6, 6) OBP: 0.400, SLG: 0.375										1	0	1	1	0	0	0
Tom Herr, S (1, 4) OBP: 0.325, SLG: 0.298	F9		F7 1-2			6-3 2-3	FC6-4 1-2f			3	0	0	0	0	0	3
Tom Lawless, R (6, 4) OBP: 0.231, SLG: 0.280										1	0	0	0	0	0	3
Curt Ford, L (1, 7) OBP: 0.329, SLG: 0.386		1B BLK G3-6-1 BB		F8		K		4-3		3	1	0	0	1	1	1
Terry Pendleton, S (1, 5) OBP: 0.286, SLG: 0.301		G3-6-1 1-3 1B		G3			G4-1	1-3		3	0	1	0	0	0	0
Alan Knicely, R (7, 3) OBP: 0.365, SLG: 0.333										1	0	0	0	0	0	0
John Morris, L (1, 9) OBP: 0.368, SLG: 0.294		G3-6-1 1-2f 3-H		F8			1B 1B 1B	F9		4	1	1	0	0	0	1
Clint Hurdle, L (1, 3) OBP: 0.293, SLG: 0.283		F8			K		HBP 1B 1-2 1B		L3	4	1	1	0	0	1	0
(7, 5)																
Michael LaValliere, L (1, 2) OBP: 0.314, SLG: 0.290			F8		F5		1B HBP 1-2 2-H 1B		5-3	2	0	0	0	0	0	0
Steve Lake, R (6, 2) OBP: 0.455, SLG: 0.476										2	0	1	1	0	0	0
John Tudor, L (1, 1) OBP: 0.145, SLG: 0.161			K		K		1B 1-2 2-3 HBP		F7	0	0	0	0	0	0	0
Ray Burris, R (2, 1) OBP: 0.148, SLG: 0.259										2	0	0	0	0	2	0
Andy Van Slyke, L (7, PH) OBP: 0.339, SLG: 0.400										0	0	0	0	0	0	0
Ray Soff, R (7, 1)										0	0	0	0	0	0	0
Tim Conroy, L (9, PH) OBP: 0.278, SLG: 0.313										1	0	0	0	0	0	0
Inning Stats	R: 0 E: 0 K: 1 S: 5 H: 0 LOB: 0 BB: 0 P: 5	R: 1 E: 0 K: 0 S: 3 H: 1 LOB: 0 BB: 1 P: 7	R: 0 E: 0 K: 1 S: 7 H: 2 LOB: 2 BB: 0 P: 7	R: 0 E: 0 K: 0 S: 3 H: 0 LOB: 0 BB: 0 P: 3	R: 0 E: 0 K: 2 S: 7 H: 0 LOB: 0 BB: 0 P: 7	R: 0 E: 0 K: 1 S: 6 H: 1 LOB: 1 BB: 0 P: 6	R: 2 E: 0 K: 1 S: 9 H: 4 LOB: 3 BB: 0 P: 10	R: 0 E: 0 K: 0 S: 3 H: 0 LOB: 0 BB: 0 P: 3	R: 0 E: 0 K: 0 S: 3 H: 0 LOB: 0 BB: 0 P: 3	1B: 8 2B: 0 3B: 0 HR: 0 SF: 0 SAC: 0 DP: 1 HBP: 1						

PITCHER	IP	WLS	BF	H	R	ER	SO	BB	IBB	HBP	BLK	WP	HR	S	P	ERA	WHIP
Bob Sebra, R (1, 1) ERA: 4.88	9.0	W	36	8	3	3	6	1	0	1	1	0	0	46	51	3.00	1.000

PITCHER	IP	WLS	BF	H	R	ER	SO	BB	IBB	HBP	BLK	WP	HR	S	P	ERA	WHIP

TOP

St. Louis Cardinals @ Montreal Expos

Olympic Stadium, Montreal, QB

Tue Aug 12 1986, 7:05 PM EDT

Att. 20,158 - Unknown

livebaseballscorecards.com

AB	34
R	3
H	8
RBI	2
BB	1
SO	6
LOB	12

WP: 0 PB: 0 SB: 3 CS: 0 PA: 36

Batter	1	2	3	4	5	6	7	8	9	AB	R	H	RBI	BB	SO	LOB
Luis Rivera, R (1, 6) OBP: 0.395, SLG: 0.290	BBBB 4-0 2B 1B BB	0-0 1B 1-2 1B 0-0 1-2 2-H 3-H 1B		0-0 F7 ③			0-0 F9 ①			4	2	2	2	1	0	2
Mitch Webster, S (1, 8) OBP: 0.368, SLG: 0.427	0-0 1-3 1B 2B	0-0 1B HR 1-2 2-3 1B 0-0 G1-4-3			0-0 F9 ①		0-0 4-3 ②			5	2	2	0	0	0	2
Tim Raines, S (1, 7) OBP: 0.407, SLG: 0.499	0-0 E S 2B 2-H 3-H 1B	0-0 1-3 HR 2-H 3-H 1B	0-0 F8 ①		0-0 F8 ②		0-0 2B			5	2	3	4	0	0	0
Andre Dawson, R (1, 9) OBP: 0.324, SLG: 0.497 George Wright, S (8, 9) OBP: 0.266, SLG: 0.303	0-0 1-H 2B	0-0 1-H 3-H HR	0-0 6-3 ②		0-0 BB 1B		0-0 F9 ③			5 0	1 0	3 0	4 0	0 0	0 0	1 0
Tim Wallach, R (1, 5) OBP: 0.330, SLG: 0.442	0-0 1-3 ①	0-0 6-3 1B 1B 1B	0-0 F7 ③		BBBB 4-0 FC4-6 1-2 BB			0-0 G3-6-3 1B		4	1	2	0	1	0	1
Wallace Johnson, S (1, 3) OBP: 0.214, SLG: 0.341	SSS 0-3 K ②	0-0 F9 ①		0-0 5-3 ①	0-0 FC4-6 ③ 1-2f			0-0 L6 ①		5	0	0	0	0	1	5
Tom Nieto, R (1, 2) OBP: 0.267, SLG: 0.278	BBBB 4-0 BB	0-0 6-3 1-2 1B 1B		0-0 6-3 ②		0-0 5-3 ①		0-0 G3-6-3 ② ③ 1-2f		4	1	1	0	1	0	1
Tom Foley, L (1, 4) OBP: 0.362, SLG: 0.374	SSS 0-3 K ③	0-0 6-3 ②		0-0 1B 1B		0-0 4-3 ②				4	0	1	0	0	1	4
Bob Sebra, R (1, 1) OBP: 0.429, SLG: 0.333	0-0 1B 1B 1B 1B 4-0 BB			0-0 1-3 1B		0-0 4-3 ③				3	1	2	0	1	0	0
Inning Stats	R: 3 E: 0 K: 2 S: 10 H: 3 LOB: 2 BB: 2 P: 18	R: 7 E: 0 K: 0 S: 11 H: 8 LOB: 2 BB: 1 P: 15	R: 0 E: 0 K: 0 S: 3 H: 0 LOB: 0 BB: 0 P: 3	R: 0 E: 0 K: 0 S: 5 H: 2 LOB: 2 BB: 0 P: 5	R: 0 E: 0 K: 0 S: 4 H: 1 LOB: 2 BB: 1 P: 8	R: 0 E: 0 K: 0 S: 3 H: 0 LOB: 0 BB: 0 P: 3	R: 0 E: 0 K: 0 S: 4 H: 1 LOB: 1 BB: 0 P: 4	R: 0 E: 0 K: 0 S: 3 H: 1 LOB: 0 BB: 0 P: 3		1B: 12 2B: 3 3B: 0 HR: 1 SF: 0 SAC: 0 DP: 1 HBP: 0						

PITCHER		IP	WLS	BF	H	R	ER	SO	BB	IBB	HBP	BLK	WP	HR	S	P	ERA	WHIP
John Tudor, L ERA: 3.05	(1, 1)	1.0	L	12	7	7	7	2	2	0	0	0	0	0	14	22	63.00	9.000
Ray Burris, R ERA: 5.45	(2, 1)	5.0		24	7	3	3	0	2	0	0	0	0	1	22	30	5.40	1.800
Ray Soff, R ERA: 1.74	(7, 1)	2.0		7	2	0	0	0	0	0	0	0	0	0	7	7	0.00	1.000

PITCHER	IP	WLS	BF	H	R	ER	SO	BB	IBB	HBP	BLK	WP	HR	S	P	ERA	WHIP

BOTTOM

St. Louis Cardinals @ Montreal Expos

Olympic Stadium, Montreal, QB

Tue Aug 12 1986, 7:05 PM EDT

Att. 20,158 - Unknown

livebaseballscorecards.com

AB	39
R	10
H	16
RBI	10
BB	4
SO	2
LOB	16

WP: 0 PA: 43
PB: 0
SB: 1
CS: 0

Batter	1	2	3	4	5	6	7	8	9	AB	R	H	RBI	BB	SO	LOB
Vince Coleman, S (1, 8) OBP: 0.324, SLG: 0.309	4-3	K			1-3		F6			4	0	0	0	0	1	2
Ozzie Smith, S (1, 6) OBP: 0.378, SLG: 0.344	4-3		2B 2B		F8			F7		4	1	1	0	0	0	0
Tom Herr, S (1, 4) OBP: 0.324, SLG: 0.300	4-3		4-3 4-3 2-H 2B		6-3			4-3		4	1	1	1	0	0	0
Curt Ford, L (1, 7) OBP: 0.333, SLG: 0.395		E SF8 2B	4-3 2-3			4-3 S 1B 1B		B3		4	2	2	0	0	0	1
Terry Pendleton, S (1, 5) OBP: 0.283, SLG: 0.298		E3 HBP S SH1-3 2-3	4-3 3-H			4-3 1-3			1-3	4	1	0	1	0	0	2
John Morris, L (1, 9) OBP: 0.391, SLG: 0.316		SF8 3-H	F7			CS 3-H 1B			S 2B BB B B B B	2	1	1	2	1	0	0
Clint Hurdle, L (1, 3) OBP: 0.299, SLG: 0.293		4-0 SH1-3 HBP 1-2 BB B B B		F9		1-3 1-2			4-3 1-H 2B	3	0	1	1	1	0	1
Michael LaValliere, L (1, 2) OBP: 0.313, SLG: 0.286		1-0 SH1-3 HBP 1-2 2-3 H		K			4-3		4-3 2-3	3	0	0	0	0	1	1
Danny Cox, R (1, 1) OBP: 0.167, SLG: 0.175		SH1-3 1-2 2-3 3-H		K			K		K	3	0	0	1	0	3	1
Inning Stats	R: 0 E: 0 K: 0 S: 3 H: 0 LOB: 0 BB: 0 P: 3	R: 2 E: 1 K: 1 S: 7 H: 1 LOB: 2 BB: 1 P: 12	R: 2 E: 0 K: 0 S: 5 H: 2 LOB: 0 BB: 0 P: 5	R: 0 E: 0 K: 2 S: 7 H: 0 LOB: 0 BB: 0 P: 7	R: 0 E: 0 K: 0 S: 3 H: 0 LOB: 0 BB: 0 P: 3	R: 1 E: 0 K: 0 S: 4 H: 2 LOB: 0 BB: 0 P: 4	R: 0 E: 0 K: 1 S: 5 H: 0 LOB: 0 BB: 0 P: 5	R: 0 E: 0 K: 0 S: 3 H: 0 LOB: 0 BB: 0 P: 3	R: 1 E: 0 K: 1 S: 6 H: 1 LOB: 1 BB: 1 P: 10	1B: 2 2B: 4 3B: 0 HR: 0 SF: 1 SAC: 1 DP: 0 HBP: 1	WP: 0 PB: 0 SB: 3 CS: 1 PA: 36					

PITCHER		IP	WLS	BF	H	R	ER	SO	BB	IBB	HBP	BLK	WP	HR	S	P	ERA	WHIP
Bryn Smith, R ERA: 3.96	(1, 1)	7.0	L	28	5	5	4	4	1	0	1	0	0	0	34	39	5.14	0.857
Dave Tomlin, L ERA: 4.32	(8, 1)	2.0		8	1	1	1	1	1	0	0	0	0	0	9	13	4.50	1.000

PITCHER	IP	WLS	BF	H	R	ER	SO	BB	IBB	HBP	BLK	WP	HR	S	P	ERA	WHIP

TOP

St. Louis Cardinals @ Montreal Expos

Olympic Stadium, Montreal, QB

Wed Aug 13 1986, 7:05 PM EDT

Att. 23,373 - Unknown

livebaseballscorecards.com

AB	31
R	6
H	6
RBI	6
BB	2
SO	5
LOB	8

Batter	1	2	3	4	5	6	7	8	9	AB	R	H	RBI	BB	SO	LOB
Tom Foley, L (1, 4) OBP: 0.359, SLG: 0.370	F8		F7		3-1			G4-6-3 1B		4	0	1	0	0	0	0
Mitch Webster, S (1, 8) OBP: 0.369, SLG: 0.431	BBBB 4-0 S 1B BB		2B 3B			SSS 0-3 K		G4-6-3 1-2f		3	2	1	0	1	1	1
Tim Raines, S (1, 7) OBP: 0.410, SLG: 0.501	BBBB 4-0 1B 1-2 BB		S F3-2 3-H 2B			BBBB 4-0 BLK BB		F8		2	0	1	1	2	0	0
Andre Dawson, R (1, 9) OBP: 0.323, SLG: 0.494	FC6-4 1-2 2-H 1B		F3-2 2-H			5-3 1-2			SSS K	4	0	1	1	0	1	2
Tim Wallach, R (1, 5) OBP: 0.329, SLG: 0.440	F2			4-3		6-3			E 1B	4	0	1	0	0	0	3
Wayne Krenchicki, L (1, 3) OBP: 0.299, SLG: 0.320	FC6-4 1-2f			F4			6-3		F9	4	0	0	0	0	0	3
Luis Rivera, R (1, 6) OBP: 0.405, SLG: 0.343		F2		1-3				2B	E5 1-3 1B	4	0	2	0	0	0	0
Dann Bilardello, R (1, 2) OBP: 0.256, SLG: 0.271 George Wright, S (7, PH) OBP: 0.264, SLG: 0.302 Tom Nieto, R (8, 2) OBP: 0.262, SLG: 0.273		F9			F8		SSS K		SSS K	2	0	0	0	0	0	0
										1	0	0	0	0	1	1
										1	0	0	0	0	1	2
Bryn Smith, R (1, 1) OBP: 0.140, SLG: 0.130 Wallace Johnson, S (7, PH) OBP: 0.209, SLG: 0.333 Dave Tomlin, L (8, 1)		5-3			SSS K		F5			2	0	0	0	0	1	0
										1	0	0	0	0	0	1
										0	0	0	0	0	0	0
Inning Stats	R: 1 H: 1 E: 0 LOB: 2 K: 0 BB: 2 S: 4 P: 12	R: 0 H: 0 E: 0 LOB: 0 K: 0 BB: 0 S: 3 P: 3	R: 1 H: 2 E: 0 LOB: 0 K: 0 BB: 0 S: 4 P: 4	R: 0 H: 0 E: 0 LOB: 0 K: 0 BB: 0 S: 3 P: 3	R: 0 H: 0 E: 0 LOB: 0 K: 1 BB: 0 S: 5 P: 5	R: 0 H: 0 E: 0 LOB: 1 K: 1 BB: 1 S: 5 P: 9	R: 0 H: 1 E: 0 LOB: 1 K: 1 BB: 0 S: 6 P: 6	R: 0 H: 1 E: 0 LOB: 0 K: 0 BB: 0 S: 3 P: 3	R: 0 H: 2 E: 1 LOB: 2 K: 2 BB: 0 S: 9 P: 9	1B: 4 SF: 0 2B: 3 SAC: 0 3B: 1 DP: 2 HR: 0 HBP: 0						

PITCHER	IP	WLS	BF	H	R	ER	SO	BB	IBB	HBP	BLK	WP	HR	S	P	ERA	WHIP
Danny Cox, R (1, 1) ERA: 3.35	9.0	W	35	7	2	2	5	3	0	0	1	0	0	42	54	2.00	1.111

PITCHER	IP	WLS	BF	H	R	ER	SO	BB	IBB	HBP	BLK	WP	HR	S	P	ERA	WHIP

BOTTOM

St. Louis Cardinals @ Montreal Expos

Olympic Stadium, Montreal, QB

Wed Aug 13 1986, 7:05 PM EDT

Att. 23,373 - Unknown

livebaseballscorecards.com

AB	32
R	2
H	7
RBI	2
BB	3
SO	5
LOB	13

1B: 4	SF: 0	WP: 0	PA: 35
2B: 3	SAC: 0	PB: 0	
3B: 1	DP: 2	SB: 2	
HR: 0	HBP: 0	CS: 0	

Batter	1	2	3	4	5	6	7	8	9	10	AB	R	H	RBI	BB	SO	LOB
Bob Dernier, R (1, 8) OBP: 0.261, SLG: 0.277	F8		SH1-3 2-3		L4			F5		K 1-2	4	0	0	0	0	1	1
23 Ryne Sandberg, R (1, 4) OBP: 0.324, SLG: 0.423	FC6-4 1B		K			5-3		K			4	0	1	0	0	2	1
Gary Matthews, R (1, 7) OBP: 0.361, SLG: 0.480	FC6-4 1-2f		4-3			BBB G6-4-3 BB			HR		2	0	0	0	1	0	2
Terry Francona, L (8, 7) OBP: 0.265, SLG: 0.301											1	1	1	1	0	0	0
Keith Moreland, R (1, 9) OBP: 0.338, SLG: 0.385	K			F7		G6-4-3 1-2f			F8		4	0	0	0	0	1	2
Leon Durham, L (1, 3) OBP: 0.332, SLG: 0.414		K		F6			F8		K		4	0	0	0	0	2	0
Ron Davis, R (9, 1)											0	0	0	0	0	0	0
Jody Davis, R (1, 2) OBP: 0.292, SLG: 0.430		5-3		HR			5-3		F4		4	1	1	1	0	0	0
Ron Cey, R (1, 5) OBP: 0.372, SLG: 0.500		F7		F9			1-3			K	4	0	0	0	0	1	0
Shawon Dunston, R (1, 6) OBP: 0.300, SLG: 0.439			2B 1B		6-3			F7		S 1B	3	1	1	0	0	0	0
Chris Speier, R (9, 6) OBP: 0.355, SLG: 0.426											1	0	1	0	0	0	0
Dennis Eckersley, R (1, 1) OBP: 0.185, SLG: 0.346			SH1-3 1-H 2B		5-3			HR		F7	2	0	1	1	0	0	0
Thad Bosley, L (8, PH) OBP: 0.371, SLG: 0.383											1	1	1	1	0	0	0
Dave Gumpert, R (8, 1)											0	0	0	0	0	0	0
Frank DiPino, L (9, 1) OBP: 0.200, SLG: 0.200											0	0	0	0	0	0	0
Jerry Mumphrey, S (9, 7) OBP: 0.371, SLG: 0.403											1	0	0	0	0	0	1
Inning Stats	R: 0 E: 0 K: 1 S: 6 H: 1 LOB: 1 BB: 0 P: 6	R: 0 E: 0 K: 1 S: 5 H: 0 LOB: 0 BB: 0 P: 5	R: 1 E: 0 K: 1 S: 7 H: 2 LOB: 1 BB: 0 P: 7	R: 1 E: 0 K: 0 S: 4 H: 1 LOB: 0 BB: 0 P: 4	R: 0 E: 0 K: 0 S: 3 H: 0 LOB: 0 BB: 0 P: 3	R: 0 E: 0 K: 0 S: 2 H: 0 LOB: 0 BB: 1 P: 6	R: 0 E: 0 K: 0 S: 3 H: 0 LOB: 0 BB: 0 P: 3	R: 1 E: 0 K: 1 S: 6 H: 1 LOB: 0 BB: 0 P: 6	R: 1 E: 0 K: 1 S: 6 H: 1 LOB: 0 BB: 0 P: 6	R: 0 E: 0 K: 2 S: 8 H: 1 LOB: 1 BB: 0 P: 8	1B: 3 2B: 1 3B: 0 HR: 3	SF: 0 SAC: 1 DP: 1 HBP: 0						

PITCHER	IP	WLS	BF	H	R	ER	SO	BB	IBB	HBP	BLK	WP	HR	S	P	ERA	WHIP
Jay Tibbs, R (1, 1) ERA: 3.68	7.0		25	4	2	2	3	1	0	0	0	0	1	30	34	2.57	0.714
Jeff Reardon, R (8, 1) ERA: 3.86	2.0		8	2	2	2	2	0	0	0	0	0	2	12	12	9.00	1.000
Andy McGaffigan, R (10, 1) ERA: 3.31	1.0	W	4	1	0	0	2	0	0	0	0	0	0	8	8	0.00	1.000

PITCHER	IP	WLS	BF	H	R	ER	SO	BB	IBB	HBP	BLK	WP	HR	S	P	ERA	WHIP

TOP

Chicago Cubs @ Montreal Expos

Olympic Stadium, Montreal, QB

Thu Aug 14 1986, 7:05 PM EDT

Att. 12,506 - Unknown

livebaseballscorecards.com

AB	35
R	4
H	7
RBI	4
BB	1
SO	7
LOB	7

WP: 0	PB: 0	SB: 1	CS: 0	PA: 37						

Chicago Cubs @ Montreal Expos

Olympic Stadium, Montreal, QB

Thu Aug 14 1986, 7:05 PM EDT
Att. 12,506 - Unknown

livebaseballscorecards.com

Batter	1	2	3	4	5	6	7	8	9	10	AB	R	H	RBI	BB	SO	LOB
Tom Foley, L (1, 4) OBP: 0.361, SLG: 0.386	F3		G3 2B		F5		6-3 2B		K		5	0	2	0	0	1	0
Mitch Webster, S (1, 8) OBP: 0.367, SLG: 0.433	4-3		G3 2-3		1B 3B		6-3 2-3		1-3		5	1	1	0	0	0	2
Tim Raines, S (1, 7) OBP: 0.412, SLG: 0.501	L5		BBBB FC5-4 BB		S 3-H		G3		1B 1B		4	0	2	1	1	0	1
Andre Dawson, R (1, 9) OBP: 0.327, SLG: 0.508		1B 2B	FC5-4 1-2		SSS K 1-2			HR	1B 1-2		5	2	3	1	0	1	3
Tim Wallach, R (1, 5) OBP: 0.327, SLG: 0.437		F4		F7		F8		S SH3-4 1B 1B	F7		5	1	1	0	0	0	3
Andy McGaffigan, R (10, 1) OBP: 0.071, SLG: 0.071											0	0	0	0	0	0	0
Wayne Krenchicki, L (1, 3) OBP: 0.310, SLG: 0.327		2-H 1B	BBBB 4-0 BB			FC4 1B		SH3-4 1-2		SSS K	3	0	2	1	1	1	0
Luis Rivera, R (1, 6) OBP: 0.362, SLG: 0.300	SSS K		F9		F7			B3-4 2-3		6-3	5	0	0	0	0	1	4
Dann Bilardello, R (1, 2) OBP: 0.250, SLG: 0.264	5-3		F8		FC4 1-2f			S 3-H 1B		HR	3	0	0	0	0	0	3
Wallace Johnson, S (8, PH) OBP: 0.227, SLG: 0.349											1	0	1	1	0	0	0
Tom Nieto, R (9, 2) OBP: 0.274, SLG: 0.339											1	1	1	1	0	0	0
Jay Tibbs, R (1, 1) OBP: 0.191, SLG: 0.178			SSS K		6-3		SSS F8	SSS K 1-2			2	0	0	0	0	1	0
George Wright, S (7, PH) OBP: 0.263, SLG: 0.300											1	0	0	0	0	0	0
Jeff Reardon, R (8, 1) OBP: 0.143, SLG: 0.143											1	0	0	0	0	1	1
Vance Law, R (10, 5) OBP: 0.298, SLG: 0.304											0	0	0	0	0	0	0

Inning Stats	1	2	3	4	5	6	7	8	9	10
	R: 0 H: 0 E: 0 LOB: 0 K: 0 BB: 0 S: 3 P: 3	R: 1 H: 2 E: 0 LOB: 1 K: 1 BB: 0 S: 7 P: 7	R: 0 H: 1 E: 0 LOB: 2 K: 1 BB: 1 S: 6 P: 10	R: 0 H: 0 E: 0 LOB: 1 K: 0 BB: 1 S: 3 P: 7	R: 1 H: 2 E: 0 LOB: 1 K: 1 BB: 0 S: 7 P: 7	R: 0 H: 1 E: 0 LOB: 1 K: 0 BB: 0 S: 4 P: 4	R: 0 H: 1 E: 0 LOB: 1 K: 0 BB: 0 S: 4 P: 4	R: 2 H: 3 E: 0 LOB: 1 K: 1 BB: 0 S: 8 P: 8	R: 0 H: 2 E: 0 LOB: 2 K: 1 BB: 0 S: 7 P: 7	R: 1 H: 1 E: 0 LOB: 0 K: 1 BB: 0 S: 5 P: 5

1B: 7 SF: 0
2B: 3 SAC: 1
3B: 1 DP: 0
HR: 2 HBP: 0

WP: 0 PA: 44
PB: 0
SB: 3
CS: 0

PITCHER		IP	WLS	BF	H	R	ER	SO	BB	IBB	HBP	BLK	WP	HR	S	P	ERA	WHIP
Dennis Eckersley, R ERA: 4.61	(1, 1)	7.0		30	7	2	2	3	2	0	0	0	0	0	34	42	2.57	1.286
Dave Gumpert, R ERA: 3.99	(8, 1)	1.0		6	3	2	2	1	0	0	0	0	0	1	8	8	18.00	3.000
Frank DiPino, L ERA: 4.55	(9, 1)	0.2		4	2	0	0	1	0	0	0	0	0	0	6	6	0.00	3.000
Ron Davis, R ERA: 9.08	(9, 1)	1.0	L	4	1	1	1	1	0	0	0	0	0	1	6	6	9.00	1.000

PITCHER		IP	WLS	BF	H	R	ER	SO	BB	IBB	HBP	BLK	WP	HR	S	P	ERA	WHIP

AB	41
R	5
H	13
RBI	5
BB	2
SO	6
LOB	17

Chicago Cubs @ Montreal Expos

Olympic Stadium, Montreal, QB

Fri Aug 15 1986, 3:33 AM EDT

Unknown

TOP

livebaseballscorecards.com

Batter	1	2	3	4	5	6	7	8	9	AB	R	H	RBI	BB	SO	LOB
Bob Dernier, R (1, 8) OBP: 0.261, SLG: 0.281	L8		1-3		23 1B 2B		G6-4-3 1-2f			4	0	1	0	0	0	1
Frank DiPino, L (7, 1) OBP: 0.200, SLG: 0.200										0	0	0	0	0	0	0
23 Ryne Sandberg, R (1, 4) OBP: 0.326, SLG: 0.424	F9		4-3		2-3 1B			E S 4-3 1B		4	1	2	0	0	0	0
Thad Bosley, L (1, 7) OBP: 0.367, SLG: 0.371	BB S			1-3	F9			S S S K 1-3		3	0	0	0	1	1	3
Keith Moreland, R (1, 9) OBP: 0.340, SLG: 0.386	F7 1-2			BB 1B		1B 1B		4-3 3-H		4	0	2	1	0	0	1
Leon Durham, L (1, 3) OBP: 0.328, SLG: 0.409		4-3		F8		F5		5-3		4	0	0	0	0	0	2
Ron Cey, R (1, 5) OBP: 0.377, SLG: 0.516		HR		B B B B 1-2 BB		1-2 G1-6-3 1B			6-3	3	1	2	1	1	0	0
Chris Speier, R (1, 6) OBP: 0.345, SLG: 0.412		F5		4-3		G1-6-3 1-2f			F2	3	0	0	0	0	0	4
Terry Francona, L (9, PH) OBP: 0.263, SLG: 0.298										1	0	0	0	0	0	0
Mike Martin, L (1, 2)		S S S K			S S S K		B B B B G6-4-3 BB		S S S K	2	0	0	0	1	2	0
Jody Davis, R (9, PH) OBP: 0.291, SLG: 0.429										1	0	0	0	0	1	0
Steve Trout, L (1, 1) OBP: 0.200, SLG: 0.205			1-3		F8		S S S K			2	0	0	0	0	0	0
Jerry Mumphrey, S (7, PH) OBP: 0.370, SLG: 0.402										1	0	0	0	0	1	1
(7, 8)																

Inning Stats	1	2	3	4	5	6	7	8	9
R:	0	1	0	0	0	0	0	1	0
E:	0	0	0	0	0	0	0	0	0
K:	0	1	0	0	1	0	1	1	1
S:	3	6	3	4	7	4	4	6	5
H:	0	1	0	1	2	2	0	1	0
LOB:	1	0	0	2	2	1	0	0	0
BB:	1	0	0	1	0	0	1	0	0
P:	7	6	3	8	7	4	8	6	5

1B:	5
2B:	1
3B:	0
HR:	1
SF:	0
SAC:	0
DP:	2
HBP:	0
WP:	0
PB:	0
SB:	2
CS:	0
PA:	35

	AB	32
	R	2
	H	7
	RBI	2
	BB	3
	SO	5
	LOB	12

PITCHER	IP	WLS	BF	H	R	ER	SO	BB	IBB	HBP	BLK	WP	HR	S	P	ERA	WHIP
Dennis Martinez, R (1, 1) ERA: 5.55	5.0	W	22	5	1	1	2	2	0	0	0	0	1	24	32	1.80	1.400
Andy McGaffigan, R (6, 1) ERA: 3.18	4.0	S	13	2	1	0	3	1	0	0	0	0	0	18	22	0.00	0.750

PITCHER	IP	WLS	BF	H	R	ER	SO	BB	IBB	HBP	BLK	WP	HR	S	P	ERA	WHIP

Chicago Cubs @ Montreal Expos

Olympic Stadium, Montreal, QB

Fri Aug 15 1986, 3:33 AM EDT

Unknown

livebaseballscorecards.com

BOTTOM

Batter	1	2	3	4	5	6	7	8	9	AB	R	H	RBI	BB	SO	LOB
Luis Rivera, R (1, 6) OBP: 0.373, SLG: 0.349	0-0 2B 3B		0-3 K	4-0 1B BB 1-2 2-3		0-0 6-3				3	1	1	0	1	1	0
Mitch Webster, S (1, 8) OBP: 0.369, SLG: 0.437	0-0 S 1B 2B 3-H		0-0 F9	0-0 1B 1-2 2-3			0-0 L6			4	1	2	1	0	0	0
Tim Raines, S (1, 7) OBP: 0.411, SLG: 0.499	0-0 G6-4-3 1B 2-H		0-0 4-3	0-0 F7			0-0 F3			4	0	1	1	0	0	3
Andre Dawson, R (1, 9) OBP: 0.326, SLG: 0.505	0-0 G6-4-3 1-2f			0-0 HR 1B	0-0 F7		0-3 K			4	1	1	0	0	1	1
Tim Wallach, R (1, 5) OBP: 0.327, SLG: 0.443	0-0 F8			0-0 HR 1-H	0-0 6-3			0-3 K		4	1	1	2	0	1	0
Vance Law, R (1, 3) OBP: 0.303, SLG: 0.316		0-0 CS 1B 1B		0-0 1B 2B	0-0 2B			0-3 K		4	1	3	0	0	1	0
Tom Nieto, R (1, 2) OBP: 0.273, SLG: 0.333		0-0 F8		0-0 FC1-5 1B 2-H	0-0 5-3			0-0 F3		4	0	1	1	0	0	2
Al Newman, S (1, 4) OBP: 0.307, SLG: 0.253		0-0 1B 1-2		4-0 CS FC1-5 BB		0-0 F7				2	0	1	0	1	0	0
Dennis Martinez, R (1, 1) OBP: 0.063, SLG: 0.125		0-3 K 2-3		0-0 FC1-5 1B BB 1-2 2-3f		0-0 4-3				2	0	0	0	0	1	4
Andy McGaffigan, R (6, 1) OBP: 0.069, SLG: 0.069										1	0	0	0	0	0	0
Inning Stats	R: 2 H: 3 E: 0 LOB: 0 K: 0 BB: 0 S: 5 P: 5	R: 0 H: 2 E: 0 LOB: 1 K: 1 BB: 0 S: 6 P: 6	R: 0 H: 0 E: 0 LOB: 0 K: 1 BB: 0 S: 5 P: 5	R: 3 H: 5 E: 0 LOB: 3 K: 0 BB: 2 S: 7 P: 15	R: 0 H: 1 E: 0 LOB: 1 K: 0 BB: 0 S: 4 P: 4	R: 0 H: 0 E: 0 LOB: 0 K: 0 BB: 0 S: 3 P: 3	R: 0 H: 0 E: 0 LOB: 0 K: 1 BB: 0 S: 5 P: 5	R: 0 H: 0 E: 0 LOB: 0 K: 2 BB: 0 S: 7 P: 7		1B: 6 SF: 0 2B: 3 SAC: 0 3B: 1 DP: 1 HR: 1 HBP: 0						

	AB	32
	R	5
	H	11
	RBI	5
	BB	2
	SO	5
	LOB	10

WP: 0 PB: 0 SB: 1 CS: 2 PA: 34

PITCHER		IP	WLS	BF	H	R	ER	SO	BB	IBB	HBP	BLK	WP	HR	S	P	ERA	WHIP
Steve Trout, L ERA: 4.95	(1, 1)	6.0	L	28	11	5	5	2	2	0	0	0	0	1	30	38	7.50	2.167
Frank DiPino, L ERA: 4.4	(7, 1)	2.0		6	0	0	0	3	0	0	0	0	0	0	12	12	0.00	0.000

PITCHER	IP	WLS	BF	H	R	ER	SO	BB	IBB	HBP	BLK	WP	HR	S	P	ERA	WHIP

Chicago Cubs @ Montreal Expos

Olympic Stadium, Montreal, QB

Fri Aug 15 1986, 7:05 PM EDT

Att. 19,173 - Unknown

TOP

livebaseballscorecards.com

Batter	1	2	3	4	5	6	7	8	9	AB	R	H	RBI	BB	SO	LOB
Bob Dernier, R (1, 8) OBP: 0.264, SLG: 0.283	K		FC5 23 1B		S 1B		F8		F3	5	0	2	0	0	1	0
23 Ryne Sandberg, R (1, 4) OBP: 0.325, SLG: 0.421	K		1-2 FC5 1B		F8		E6 G6-4-3		F3	5	0	1	0	0	1	1
Gary Matthews, R (1, 7) OBP: 0.360, SLG: 0.481	2B		1-2 2-3f FC5		1-2 F3		1-2f G6-4-3			4	0	1	0	0	0	4
Jody Davis, R (1, 2) OBP: 0.291, SLG: 0.427	K		1-3			F9		1B		4	0	1	0	0	1	3
Jerry Mumphrey, S (1, 9) OBP: 0.371, SLG: 0.403		G6-4-3 1B		G3		5-3		1-2 FC6-4 1B		4	0	2	0	0	0	0
Terry Francona, L (1, 3) OBP: 0.267, SLG: 0.302										2	0	1	0	0	0	0
Ron Cey, R (6, PH) OBP: 0.380, SLG: 0.516										0	1	0	0	0	0	0
Ron Davis, R (6, 1)		1-2 G6-4-3 1B		4-3		1B 1B HBP		K		0	0	0	0	0	0	0
Thad Bosley, L (8, PH) OBP: 0.364, SLG: 0.367										1	0	0	0	0	1	2
Frank DiPino, L (8, 1) OBP: 0.200, SLG: 0.200										0	0	0	0	0	0	0
Manny Trillo, R (1, 5) OBP: 0.368, SLG: 0.412		1-2f 2-3 G6-4-3		2B		1-2 1B		F8		4	0	2	0	0	0	4
Chris Speier, R (1, 6) OBP: 0.342, SLG: 0.406		K		6-3		1-2 2-H 1B		1-2f FC6-4		4	0	1	1	0	1	4
Ed Lynch, R (1, 1)			4-3		K	4-3			F6	2	0	0	0	0	1	0
Keith Moreland, R (6, PH) OBP: 0.338, SLG: 0.384 (6, 3)										2	0	0	0	0	0	2

	AB	37
	R	1
	H	11
	RBI	1
	BB	0
	SO	6
	LOB	20

Inning Stats	1	2	3	4	5	6	7	8	9
	R: 0 E: 0 K: 3 S: 10	H: 1 LOB: 1 BB: 0 P: 10	R: 0 E: 0 K: 1 S: 6	H: 2 LOB: 1 BB: 0 P: 6	R: 0 E: 0 K: 0 S: 5	H: 2 LOB: 2 BB: 0 P: 5	R: 0 E: 0 K: 0 S: 4	H: 1 LOB: 1 BB: 0 P: 4	R: 0 E: 0 K: 1 S: 6	H: 1 LOB: 1 BB: 0 P: 6	R: 1 E: 0 K: 0 S: 5	H: 2 LOB: 2 BB: 0 P: 6	R: 0 E: 1 K: 0 S: 3	H: 0 LOB: 0 BB: 0 P: 3	R: 0 E: 0 K: 1 S: 7	H: 2 LOB: 2 BB: 0 P: 7	R: 0 E: 0 K: 0 S: 3	H: 0 LOB: 0 BB: 0 P: 3

	1B: 9	SF: 0	WP: 0	PA: 38
	2B: 2	SAC: 0	PB: 0	
	3B: 0	DP: 2	SB: 1	
	HR: 0	HBP: 1	CS: 0	

PITCHER		IP	WLS	BF	H	R	ER	SO	BB	IBB	HBP	BLK	WP	HR	S	P	ERA	WHIP
Tim Burke, R ERA: 2.55	(1, 1)	5.0	W	21	7	0	0	5	0	0	0	0	0	0	31	31	0.00	1.400
Bob McClure, L ERA: 4.18	(6, 1)	4.0	S	17	4	1	1	1	0	0	1	0	0	0	18	19	2.25	1.000

PITCHER		IP	WLS	BF	H	R	ER	SO	BB	IBB	HBP	BLK	WP	HR	S	P	ERA	WHIP

Chicago Cubs @ Montreal Expos

Olympic Stadium, Montreal, QB

Fri Aug 15 1986, 7:05 PM EDT

Att. 19,173 - Unknown

BOTTOM

Batter	1	2	3	4	5	6	7	8	9	AB	R	H	RBI	BB	SO	LOB
Tom Foley, L (1, 4) OBP: 0.358, SLG: 0.390	FC6-4 1B 2B	F7		F9			FC4-6 S 1-2f			4	1	1	0	0	0	2
Mitch Webster, S (1, 8) OBP: 0.365, SLG: 0.432	F7	K			4-3		F9 1-2			4	0	0	0	0	1	2
Tim Raines, S (1, 7) OBP: 0.411, SLG: 0.500	FC6-4 IBB		F7		4-3			2B		3	0	1	0	1	0	0
Wayne Krenchicki, L (1, 3) OBP: 0.309, SLG: 0.325	FC6-4 1B 1B 2B 1-2f 2-3		CS 1B		K			K		4	1	1	0	0	2	3
Tim Wallach, R (1, 5) OBP: 0.326, SLG: 0.441	1B 2B 1B 1-2 3-H		K 1-2			5-3		F4		4	1	1	1	0	1	2
George Wright, S (1, 9) OBP: 0.263, SLG: 0.299	2B 1B 1-2 2-3			F7		4-3		4-3		4	1	1	0	0	0	1
Luis Rivera, R (1, 6) OBP: 0.389, SLG: 0.413	2B 1-H 2-H 3-H			1B SH1-4 2B		L6				3	1	2	3	0	0	0
Dann Bilardello, R (1, 2) OBP: 0.252, SLG: 0.265	K			SH1-4 1B 2-3			4-3			3	0	1	0	0	1	1
Tim Burke, R (1, 1) Bob McClure, R (6, 1) OBP: 0.333, SLG: 0.333		5-3		SH1-4 1-3 3-H			FC4-6 1B			1 1	0 0	0 1	1 0	0 0	0 0	0 0
Inning Stats	R: 4 H: 4 E: 0 LOB: 1 K: 1 BB: 1 S: 9 P: 13	R: 0 H: 0 E: 0 LOB: 0 K: 1 BB: 0 S: 5 P: 5	R: 0 H: 1 E: 0 LOB: 1 K: 1 BB: 0 S: 5 P: 5	R: 1 H: 2 E: 0 LOB: 1 K: 0 BB: 0 S: 5 P: 5	R: 0 H: 0 E: 0 LOB: 0 K: 1 BB: 0 S: 5 P: 5	R: 0 H: 0 E: 0 LOB: 0 K: 0 BB: 0 S: 3 P: 3	R: 0 H: 1 E: 0 LOB: 1 K: 0 BB: 0 S: 4 P: 4	R: 0 H: 1 E: 0 LOB: 1 K: 1 BB: 0 S: 6 P: 6		1B: 5 SF: 0 2B: 5 SAC: 1 3B: 0 DP: 1 HR: 0 HBP: 0						

	AB	31
	R	5
	H	9
	RBI	5
	BB	1
	SO	5
	LOB	11

WP: 0 PA: 33
PB: 0
SB: 1
CS: 1

livebaseballscorecards.com

PITCHER		IP	WLS	BF	H	R	ER	SO	BB	IBB	HBP	BLK	WP	HR	S	P	ERA	WHIP
Ed Lynch, R ERA: 3.47	(1, 1)	5.0	L	22	7	5	5	4	0	1	0	0	0	0	29	33	9.00	1.400
Ron Davis, R ERA: 8.64	(6, 1)	2.0		7	1	0	0	0	0	0	0	0	0	0	7	7	0.00	0.500
Frank DiPino, L ERA: 4.32	(8, 1)	1.0		4	1	0	0	1	0	0	0	0	0	0	6	6	0.00	1.000

PITCHER	IP	WLS	BF	H	R	ER	SO	BB	IBB	HBP	BLK	WP	HR	S	P	ERA	WHIP

Batter	1	2	3	4	5	6	7	8	9	AB	R	H	RBI	BB	SO	LOB
Bob Dernier, R (1, 8) OBP: 0.260, SLG: 0.279	K		G5-4-3 1-2f			F8		L5		4	0	0	0	0	1	1
23 Ryne Sandberg, R (1, 4) OBP: 0.324, SLG: 0.419	5-3			F7		F3		BB		3	0	0	0	1	0	0
Gary Matthews, R (1, 7) OBP: 0.355, SLG: 0.474	6-3			1-3			K	K 1-2		4	0	0	0	0	2	1
Terry Francona, L (8, 7) OBP: 0.267, SLG: 0.302										0	0	0	0	0	0	0
Keith Moreland, R (1, 9) OBP: 0.337, SLG: 0.383		F4		1B			F8	6-3		4	0	1	0	0	0	1
Leon Durham, L (1, 3) OBP: 0.330, SLG: 0.412		K		G3			BB		G3 1B 2B	3	2	1	0	1	1	1
Jody Davis, R (1, 2) OBP: 0.293, SLG: 0.430		2B			F8		1B 1-2 2B 1B		G3 2-3	4	1	2	0	0	0	1
Manny Trillo, R (1, 5) OBP: 0.374, SLG: 0.416		5-3			4-3		1B 1-3 2-H 2B 1B		PB SH2-3 3-H 1B	4	2	2	2	0	0	1
Chris Speier, R (1, 6) OBP: 0.342, SLG: 0.413			K		F8		WP 1-H 3-H 2B		SH2-3 1-H	3	0	1	3	0	1	0
Jamie Moyer, L (1, 1)			BB G5-4-3			K	1-3 2-3		4-3	3	0	0	0	1	1	1
Inning Stats	R: 0 E: 0 K: 1 S: 5 H: 0 LOB: 0 BB: 0 P: 5	R: 0 E: 0 K: 1 S: 6 H: 1 LOB: 1 BB: 0 P: 6	R: 0 E: 0 K: 1 S: 4 H: 0 LOB: 0 BB: 1 P: 8	R: 0 E: 0 K: 0 S: 4 H: 1 LOB: 1 BB: 0 P: 4	R: 0 E: 0 K: 0 S: 3 H: 0 LOB: 0 BB: 0 P: 3	R: 0 E: 0 K: 1 S: 5 H: 0 LOB: 0 BB: 0 P: 5	R: 3 E: 0 K: 1 S: 8 H: 3 LOB: 1 BB: 1 P: 12	R: 0 E: 0 K: 1 S: 5 H: 0 LOB: 1 BB: 1 P: 9	R: 2 E: 0 K: 0 S: 5 H: 2 LOB: 0 BB: 0 P: 5	1B: 4 2B: 3 3B: 0 HR: 0 SF: 0 SAC: 1 DP: 1 HBP: 0	WP: 1 PB: 2 SB: 1 CS: 0 PA: 36					

PITCHER		IP	WLS	BF	H	R	ER	SO	BB	IBB	HBP	BLK	WP	HR	S	P	ERA	WHIP
Floyd Youmans, R ERA: 3.85	(1, 1)	8.0	L	31	5	3	3	6	3	0	0	0	1	0	40	52	3.38	1.000
Jay Tibbs, R ERA: 3.71	(9, 1)	1.0		5	2	2	1	0	0	0	0	0	0	0	5	5	9.00	2.000

PITCHER	IP	WLS	BF	H	R	ER	SO	BB	IBB	HBP	BLK	WP	HR	S	P	ERA	WHIP

TOP

Chicago Cubs @ Montreal Expos

Olympic Stadium, Montreal, QB

Sat Aug 16 1986, 7:05 PM EDT

Att. 20,287 - Unknown

livebaseballscorecards.com

AB	32
R	5
H	7
RBI	5
BB	3
SO	6
LOB	7

Batter	1	2	3	4	5	6	7	8	9	AB	R	H	RBI	BB	SO	LOB
Luis Rivera, R (1, 6) OBP: 0.362, SLG: 0.380	6-3			K			F8		4-3	4	0	0	0	0	1	0
Jim Wohlford, R (1, 7) OBP: 0.271, SLG: 0.281	5-3			1-3			1B		1B	4	0	2	0	0	0	0
Mitch Webster, S (1, 8) OBP: 0.362, SLG: 0.428	4-3			F7			F9		F4	4	0	0	0	0	0	2
Andre Dawson, R (1, 9) OBP: 0.323, SLG: 0.500		L5			F7		F9			3	0	0	0	0	0	1
Tim Wallach, R (1, 5) OBP: 0.326, SLG: 0.438		F8			F8			FC5-4 HBP		2	0	0	0	0	0	0
Vance Law, R (1, 3) OBP: 0.301, SLG: 0.313		K			F5			F9		3	0	0	0	0	1	1
Al Newman, S (1, 4) OBP: 0.303, SLG: 0.250			6-3			4-3		FC5-4 1-2f		2	0	0	0	0	0	0
George Wright, S (8, PH) OBP: 0.262, SLG: 0.297										1	0	0	0	0	0	1
Tom Foley, L (9, 4) OBP: 0.358, SLG: 0.390										0	0	0	0	0	0	0
Dann Bilardello, R (1, 2) OBP: 0.248, SLG: 0.261			K			5-3		F8		2	0	0	0	0	1	0
Tim Raines, S (8, PH) OBP: 0.410, SLG: 0.499										1	0	0	0	0	0	1
Tom Nieto, R (9, 2) OBP: 0.273, SLG: 0.333										0	0	0	0	0	0	0
Floyd Youmans, R (1, 1) OBP: 0.237, SLG: 0.222			6-3			K			6-3	2	0	0	0	0	1	0
Jay Tibbs, R (9, 1) OBP: 0.191, SLG: 0.178										0	0	0	0	0	0	0
Wallace Johnson, S (9, PH) OBP: 0.222, SLG: 0.341										1	0	0	0	0	0	0
Inning Stats	R: 0 E: 0 K: 0 S: 3 H: 0 LOB: 0 BB: 0 P: 3	R: 0 E: 0 K: 1 S: 5 H: 0 LOB: 0 BB: 0 P: 5	R: 0 E: 0 K: 1 S: 5 H: 0 LOB: 0 BB: 0 P: 5	R: 0 E: 0 K: 1 S: 5 H: 0 LOB: 0 BB: 0 P: 5	R: 0 E: 0 K: 0 S: 3 H: 0 LOB: 0 BB: 0 P: 3	R: 0 E: 0 K: 1 S: 5 H: 0 LOB: 0 BB: 0 P: 5	R: 0 E: 0 K: 0 S: 4 H: 1 LOB: 1 BB: 0 P: 4	R: 0 E: 0 K: 0 S: 3 H: 0 LOB: 1 BB: 0 P: 4	R: 0 E: 0 K: 0 S: 4 H: 1 LOB: 1 BB: 0 P: 4	1B: 2 2B: 0 3B: 0 HR: 0	SF: 0 SAC: 0 DP: 0 HBP: 1			WP: 0 PB: 0 SB: 0 CS: 0		PA: 30	

PITCHER	IP	WLS	BF	H	R	ER	SO	BB	IBB	HBP	BLK	WP	HR	S	P	ERA	WHIP
Jamie Moyer, L (1, 1) ERA: 5.47	9.0	W	30	2	0	0	4	0	0	1	0	0	0	37	38	0.00	0.222

PITCHER	IP	WLS	BF	H	R	ER	SO	BB	IBB	HBP	BLK	WP	HR	S	P	ERA	WHIP

BOTTOM

Chicago Cubs @ Montreal Expos

Olympic Stadium, Montreal, QB

Sat Aug 16 1986, 7:05 PM EDT

Att. 20,287 - Unknown

livebaseballscorecards.com

AB	29
R	0
H	2
RBI	0
BB	0
SO	4
LOB	6

Batter	1	2	3	4	5	6	7	8	9	AB	R	H	RBI	BB	SO	LOB
Bob Dernier, R (1, 8) OBP: 0.259, SLG: 0.277	5-3		5-3		23 S 1B		F7		F7	5	0	1	0	0	0	0
23 Ryne Sandberg, R (1, 4) OBP: 0.325, SLG: 0.419	6-3		S 1B		F5 1-2			5-3 1B		4	0	2	0	0	0	1
Jerry Mumphrey, S (1, 7) OBP: 0.366, SLG: 0.397 Lee Smith, R (8, 1)	4-3		F9 1-2		4-3			F9		4	0	0	0	0	0	3
										0	0	0	0	0	0	0
Keith Moreland, R (1, 9) OBP: 0.339, SLG: 0.386		1B 2B		1B SF7 1B		6-3		5-3 1-2		4	1	2	0	0	0	1
Leon Durham, L (1, 3) OBP: 0.332, SLG: 0.414		G3		F5		2B		IBB		3	0	1	0	1	0	2
Jody Davis, R (1, 2) OBP: 0.293, SLG: 0.429		F9		1-3 1B		4-3		4-3		4	0	1	0	0	0	4
Manny Trillo, R (1, 5) OBP: 0.379, SLG: 0.435		2-3 1B		SF7 3-H		F8			SH1-4 SF8 2B	3	1	2	1	0	0	1
Chris Speier, R (1, 6) OBP: 0.333, SLG: 0.402		K		K			F8		SH1-4 2-3	3	0	0	0	0	2	3
Scott Sanderson, R (1, 1) OBP: 0.068, SLG: 0.070 Terry Francona, L (8, 7) OBP: 0.265, SLG: 0.302			K		K		K		SF8 3-H	3	0	0	0	0	3	0
										0	0	0	1	0	0	0
Inning Stats	R: 0 E: 0 K: 0 S: 3 H: 0 LOB: 0 BB: 0 P: 3	R: 0 E: 0 K: 1 S: 7 H: 2 LOB: 2 BB: 0 P: 7	R: 0 E: 0 K: 1 S: 6 H: 1 LOB: 1 BB: 0 P: 6	R: 1 E: 0 K: 1 S: 7 H: 2 LOB: 1 BB: 0 P: 7	R: 0 E: 0 K: 1 S: 6 H: 1 LOB: 1 BB: 0 P: 6	R: 0 E: 0 K: 0 S: 4 H: 1 LOB: 1 BB: 0 P: 4	R: 0 E: 0 K: 1 S: 5 H: 0 LOB: 0 BB: 0 P: 5	R: 0 E: 0 K: 0 S: 4 H: 1 LOB: 2 BB: 1 P: 8	R: 1 E: 0 K: 0 S: 4 H: 1 LOB: 0 BB: 0 P: 4	1B: 6 2B: 3 3B: 0 HR: 0	SF: 2 SAC: 1 DP: 0 HBP: 0						

PITCHER	IP	WLS	BF	H	R	ER	SO	BB	IBB	HBP	BLK	WP	HR	S	P	ERA	WHIP
Bob Sebra, R (1, 1) ERA: 4.04	8.0		33	8	1	1	5	0	1	0	0	0	0	42	46	1.12	1.000
Jeff Reardon, R (9, 1) ERA: 3.93	1.0	L	4	1	1	1	0	0	0	0	0	0	0	4	4	9.00	1.000

PITCHER	IP	WLS	BF	H	R	ER	SO	BB	IBB	HBP	BLK	WP	HR	S	P	ERA	WHIP

Chicago Cubs @ Montreal Expos

Olympic Stadium, Montreal, QB

Sun Aug 17 1986, 3:33 AM EDT

Att. 20,272 - Unknown

TOP

livebaseballscorecards.com

AB	33
R	2
H	9
RBI	2
BB	1
SO	5
LOB	15

WP: 0	PA: 37		
PB: 0			
SB: 2			
CS: 0			

Chicago Cubs @ Montreal Expos

Olympic Stadium, Montreal, QB

Sun Aug 17 1986, 3:33 AM EDT

Att. 20,272 - Unknown

BOTTOM

Batter	1	2	3	4	5	6	7	8	9	AB	R	H	RBI	BB	SO	LOB
Tom Foley, L (1, 4) OBP: 0.355, SLG: 0.386	G3			4-3		5-3 1B		K 1-2		4	0	1	0	0	1	1
George Wright, S (1, 8) OBP: 0.257, SLG: 0.291	4-3			1-3		5-3 1-2		4-3		4	0	0	0	0	0	1
Tim Raines, S (1, 7) OBP: 0.411, SLG: 0.498	K			3-1		IBB			S S 1B	3	0	1	0	1	1	0
Andre Dawson, R (1, 9) OBP: 0.322, SLG: 0.500		F6			1B 2B	F2			6-3 1-2	4	1	1	0	0	0	3
Tim Wallach, R (1, 5) OBP: 0.325, SLG: 0.437		6-3			2-H 1B		F4		F7	4	0	1	1	0	0	1
Wayne Krenchicki, L (1, 3) OBP: 0.307, SLG: 0.323		F7			F9		1B		F7 2-3	4	0	1	0	0	0	2
Luis Rivera, R (1, 6) OBP: 0.344, SLG: 0.358			F7		F5		F8			3	0	0	0	0	0	2
Dann Bilardello, R (1, 2) OBP: 0.242, SLG: 0.254			F7		L6		K			3	0	0	0	0	1	2
Bob Sebra, R (1, 1) OBP: 0.333, SLG: 0.250			F7			K				2	0	0	0	0	1	0
Wallace Johnson, S (8, PH) OBP: 0.239, SLG: 0.356										1	0	1	0	0	0	0
Jeff Reardon, R (9, 1) OBP: 0.143, SLG: 0.143								CS 1B		0	0	0	0	0	0	0
Inning Stats	R: 0 E: 0 K: 1 S: 5 H: 0 LOB: 0 BB: 0 P: 5	R: 0 E: 0 K: 0 S: 3 H: 0 LOB: 0 BB: 0 P: 3	R: 0 E: 0 K: 0 S: 3 H: 0 LOB: 0 BB: 0 P: 3	R: 0 E: 0 K: 0 S: 3 H: 0 LOB: 0 BB: 0 P: 3	R: 1 E: 0 K: 0 S: 5 H: 2 LOB: 1 BB: 0 P: 5	R: 0 E: 0 K: 1 S: 6 H: 1 LOB: 2 BB: 1 P: 10	R: 0 E: 0 K: 1 S: 6 H: 1 LOB: 1 BB: 0 P: 6	R: 0 E: 0 K: 1 S: 5 H: 1 LOB: 0 BB: 0 P: 5	R: 0 E: 0 K: 0 S: 4 H: 1 LOB: 1 BB: 0 P: 4	1B: 5 2B: 1 3B: 0 HR: 0	SF: 0 SAC: 0 DP: 0 HBP: 0						

livebaseballscorecards.com

AB	32
R	1
H	6
RBI	1
BB	1
SO	4
LOB	12

WP: 0 PB: 0 SB: 2 CS: 1 PA: 33

PITCHER		IP	WLS	BF	H	R	ER	SO	BB	IBB	HBP	BLK	WP	HR	S	P	ERA	WHIP
Scott Sanderson, R ERA: 4.11	(1, 1)	7.0		26	4	1	1	3	0	1	0	0	0	0	31	35	1.29	0.571
Lee Smith, R ERA: 2.66	(8, 1)	2.0	W	7	2	0	0	1	0	0	0	0	0	0	9	9	0.00	1.000

PITCHER	IP	WLS	BF	H	R	ER	SO	BB	IBB	HBP	BLK	WP	HR	S	P	ERA	WHIP

Batter	1	2	3	4	5	6	7	8	9	AB	R	H	RBI	BB	SO	LOB
Tom Foley, L (1, 4) OBP: 0.352, SLG: 0.382	F8		1B 1-2 1B		F8		F8			4	0	1	0	0	0	1
Mitch Webster, S (1, 8) OBP: 0.359, SLG: 0.424	B5-3		F5			E3 3-1 WP 4-3		F9		4	1	0	0	0	0	2
Tim Raines, S (1, 7) OBP: 0.412, SLG: 0.498	F8		FC4 1-3 2-H 1B			3-1 1-3		G4-6-3 1B		4	0	2	0	0	0	1
Andre Dawson, R (1, 9) OBP: 0.319, SLG: 0.494		F3	FC4 1-2f			4-3 3-H		G4-6-3 1-2f		4	0	0	1	0	0	3
Tim Wallach, R (1, 5) OBP: 0.325, SLG: 0.433		F8		S S S K		B B B B BB			F4	3	0	0	0	1	1	0
Andres Galarraga, R (1, 3) OBP: 0.319, SLG: 0.386		B B B B E BB		4-3		6-3			F8	3	0	0	0	1	0	1
Luis Rivera, R (1, 6) OBP: 0.323, SLG: 0.333		E4 1-2		F7			F5		F3	4	0	0	0	0	0	1
Dann Bilardello, R (1, 2) OBP: 0.244, SLG: 0.256		S S S K			F9		1B			3	0	1	0	0	1	2
Bryn Smith, R (1, 1) OBP: 0.154, SLG: 0.146 Wayne Krenchicki, L (7, PH) OBP: 0.311, SLG: 0.327 Dave Tomlin, L (7, 1)			1B 1B 1B		6-3		1-3 1B			2 1 0	0 0 0	1 1 0	0 0 0	0 0 0	0 0 0	0 0 0
Inning Stats	R: 0 H: 0 E: 0 LOB: 0 K: 0 BB: 0 S: 3 P: 3	R: 0 H: 0 E: 1 LOB: 2 K: 1 BB: 1 S: 6 P: 10	R: 0 H: 3 E: 0 LOB: 2 K: 0 BB: 0 S: 5 P: 5	R: 0 H: 0 E: 0 LOB: 0 K: 1 BB: 0 S: 5 P: 5	R: 0 H: 0 E: 0 LOB: 0 K: 0 BB: 0 S: 3 P: 3	R: 1 H: 0 E: 1 LOB: 1 K: 0 BB: 1 S: 4 P: 8	R: 0 H: 2 E: 0 LOB: 1 K: 0 BB: 0 S: 4 P: 4	R: 0 H: 1 E: 0 LOB: 0 K: 0 BB: 0 S: 3 P: 3	R: 0 H: 0 E: 0 LOB: 0 K: 0 BB: 0 S: 3 P: 3	1B: 6 SF: 0 2B: 0 SAC: 0 3B: 0 DP: 1 HR: 0 HBP: 0						

TOP

Montreal Expos @ San Diego Padres

Jack Murphy Stadium, San Diego, CA

Tue Aug 19 1986, 10:05 PM EDT

Att. 15,400 - Unknown

livebaseballscorecards.com

AB	32
R	1
H	6
RBI	1
BB	2
SO	2
LOB	11

WP: 1 PA: 34
PB: 0
SB: 0
CS: 0

PITCHER		IP	WLS	BF	H	R	ER	SO	BB	IBB	HBP	BLK	WP	HR	S	P	ERA	WHIP
Andy Hawkins, R ERA: 4.27	(1, 1)	9.0	W	34	6	1	0	2	2	0	0	0	1	0	36	44	0.00	0.889

PITCHER	IP	WLS	BF	H	R	ER	SO	BB	IBB	HBP	BLK	WP	HR	S	P	ERA	WHIP

Montreal Expos @ San Diego Padres

Jack Murphy Stadium, San Diego, CA

Tue Aug 19 1986, 10:05 PM EDT

Att. 15,400 - Unknown

livebaseballscorecards.com

BOTTOM

Batter	1	2	3	4	5	6	7	8	9	AB	R	H	RBI	BB	SO	LOB
Tim Flannery, L (1, 5) OBP: 0.391, SLG: 0.363	BBBB 4-0 1B 1B BB		BBBB 4-0 1B HR BB		x 0-0 ① F8		BBBB 4-0 1B SF8 BB	SSS 0-3 ③ K		2	3	0	0	3	1	1
Tony Gwynn, L (1, 9) OBP: 0.391, SLG: 0.497	x 0-0 1B E 1-2 1B		x 0-0 6-3 HR 1-3 1B		x 0-0 ② F6		x 0-0 SF8 1-3 1B			4	2	3	0	0	0	0
John Kruk, L (1, 7) OBP: 0.433, SLG: 0.485	SSS 0-3 ① K		x 0-0 ① 6-3 1-2		BBBB 4-0 BB		x 0-0 ① F8			3	0	0	0	1	1	6
Kevin McReynolds, R (1, 8) OBP: 0.355, SLG: 0.473	x 0-0 E 1-3 2-H 1B		x 0-0 2-H 3-H HR		x 0-0 ③ F8		x 0-0 ② SF8 1-2 3-H			3	1	2	5	0	0	1
Steve Garvey, R (1, 3) OBP: 0.287, SLG: 0.414	x 0-0 E4 G6-4-3 1-2 3-H		x 0-0 ② F7			x 0-0 L6 2B	x 0-0 ③ F9			4	0	1	1	0	0	2
Terry Kennedy, L (1, 2) OBP: 0.319, SLG: 0.377	x 0-0 ② ③ G6-4-3 1-2f		x 0-0 ③ F8			x 0-0 ① ② L6 2-3		SSS 0-3 ① K		4	0	0	0	0	1	3
Bip Roberts, S (1, 4) OBP: 0.270, SLG: 0.297		x 0-0 ① 1-3		x 0-0 ① F7		x 0-0 1B 1B		x 0-0 3B 1B		4	1	2	0	0	0	0
Garry Templeton, S (1, 6) OBP: 0.277, SLG: 0.282		x 0-0 ② 5-3		x 0-0 ② G1-5-3		x 0-0 1-3 1B		x 0-0 1-H 3B		4	0	2	1	0	0	0
Andy Hawkins, R (1, 1) OBP: 0.196, SLG: 0.200		x 0-0 ③ 4-3		x 0-0 ③ 4-3		x 0-0 ③ 4-3		x 0-0 ② 5-3		4	0	0	0	0	0	3
Inning Stats	R: 2 E: 1 K: 1 S: 7 H: 2 LOB: 1 BB: 1 P: 11	R: 0 E: 0 K: 0 S: 3 H: 0 LOB: 0 BB: 0 P: 3	R: 3 E: 0 K: 0 S: 5 H: 2 LOB: 0 BB: 1 P: 9	R: 0 E: 0 K: 0 S: 3 H: 0 LOB: 0 BB: 0 P: 3	R: 0 E: 0 K: 0 S: 3 H: 0 LOB: 1 BB: 1 P: 7	R: 0 E: 0 K: 0 S: 5 H: 3 LOB: 2 BB: 0 P: 5	R: 1 E: 0 K: 0 S: 4 H: 1 LOB: 1 BB: 1 P: 8	R: 1 E: 0 K: 2 S: 9 H: 2 LOB: 1 BB: 0 P: 9		1B: 7 2B: 2 3B: 1 HR: 1	SF: 1 SAC: 0 DP: 2 HBP: 0					

	AB	32
	R	7
	H	10
	RBI	7
	BB	4
	SO	3
	LOB	16

PITCHER		IP	WLS	BF	H	R	ER	SO	BB	IBB	HBP	BLK	WP	HR	S	P	ERA	WHIP
Bryn Smith, R ERA: 4.09	(1, 1)	6.0	L	27	7	5	5	1	3	0	0	0	0	1	26	38	7.50	1.667
Dave Tomlin, L ERA: 5.23	(7, 1)	2.0		10	3	2	2	2	1	0	0	0	0	0	13	17	9.00	2.000

PITCHER	IP	WLS	BF	H	R	ER	SO	BB	IBB	HBP	BLK	WP	HR	S	P	ERA	WHIP

Montreal Expos @ San Diego Padres

Jack Murphy Stadium, San Diego, CA

Wed Aug 20 1986, 10:05 PM EDT

Att. 11,602 - Unknown

TOP

livebaseballscorecards.com

Batter	1	2	3	4	5	6	7	8	9	AB	R	H	RBI	BB	SO	LOB
Tom Foley, L (1, 4) (8, 6) OBP: 0.348, SLG: 0.376	F9		BB, 1B		B2		FC4-6, 1B, 1-2f		F9	5	1	1	0	0	0	3
Mitch Webster, S (1, 8) OBP: 0.360, SLG: 0.424	4-3		BB, 1-2		F9		FC6-5, 1B, 1-3			4	0	2	0	0	0	2
Tim Raines, S (1, 7) OBP: 0.417, SLG: 0.503	2B		BBBB, 1-2, 2-3			BLK, 1B	1-2, 3-H			3	1	3	1	1	0	0
Andre Dawson, R (1, 9) OBP: 0.318, SLG: 0.491	5-3		SSS, K			BB, 1-H	FC6-5, 2-3f			4	0	1	1	0	1	6
Wayne Krenchicki, L (1, 3) OBP: 0.315, SLG: 0.327		G3		CS		BBBB, G5-4-3, 1-2		F7		3	0	1	0	1	0	0
Tim Wallach, R (1, 5) OBP: 0.322, SLG: 0.429		SSS, K		F6		F2		5-3		4	0	0	0	0	1	3
Luis Rivera, R (1, 6) OBP: 0.304, SLG: 0.311		F4		SSS, K, 1-2		G5-4-3, 1-2f		SSS, K		4	0	0	0	0	2	3
Tim Burke, R (8, 1)										0	0	0	0	0	0	0
Tom Nieto, R (1, 2) OBP: 0.279, SLG: 0.328			4-3		H, SH3-4, HBP		FC4-6, 1B		SSS, K	1	0	0	0	0	0	0
Dann Bilardello, R (5, PR) (5, 2) OBP: 0.248, SLG: 0.260										2	0	1	0	0	1	0
Jay Tibbs, R (1, 1) OBP: 0.188, SLG: 0.174			F2		SH3-4, 1-2		SSS, K		4-3	1	0	0	0	0	0	0
Wallace Johnson, S (7, PH) OBP: 0.234, SLG: 0.348										1	0	0	0	0	1	1
Bob McClure, R (7, 1) OBP: 0.333, SLG: 0.333										0	0	0	0	0	0	0
Al Newman, S (8, 4) OBP: 0.303, SLG: 0.250										0	0	0	0	0	0	0
Jim Wohlford, R (9, PH) OBP: 0.268, SLG: 0.277										1	0	0	0	0	0	0
Inning Stats	R: 0 E: 0 K: 0 S: 4 H: 1 LOB: 1 BB: 0 P: 4	R: 0 E: 0 K: 1 S: 5 H: 0 LOB: 0 BB: 0 P: 5	R: 0 E: 0 K: 1 S: 7 H: 2 LOB: 3 BB: 1 P: 11	R: 0 E: 0 K: 1 S: 5 H: 1 LOB: 0 BB: 0 P: 5	R: 0 E: 0 K: 0 S: 3 H: 0 LOB: 2 BB: 0 P: 4	R: 1 E: 0 K: 0 S: 4 H: 2 LOB: 1 BB: 1 P: 8	R: 1 E: 0 K: 1 S: 8 H: 3 LOB: 2 BB: 0 P: 8	R: 0 E: 0 K: 1 S: 5 H: 0 LOB: 0 BB: 0 P: 5	R: 0 E: 0 K: 1 S: 5 H: 0 LOB: 0 BB: 0 P: 5	1B: 8 2B: 1 3B: 0 HR: 0	SF: 0 SAC: 1 DP: 1 HBP: 1						

	AB	33
	R	2
	H	9
	RBI	2
	BB	2
	SO	6
	LOB	18

WP: 0 PB: 0 SB: 0 CS: 1 PA: 37

PITCHER		IP	WLS	BF	H	R	ER	SO	BB	IBB	HBP	BLK	WP	HR	S	P	ERA	WHIP
Eric Show, R ERA: 3.02	(1, 1)	6.0	W	26	7	2	2	3	2	0	1	1	0	0	29	38	3.00	1.500
Craig Lefferts, L ERA: 2.31	(7, 1)	0.2		4	2	0	0	1	0	0	0	0	0	0	6	6	0.00	3.000
Lance McCullers, R ERA: 2.67	(7, 1)	1.1		4	0	0	0	1	0	0	0	0	0	0	6	6	0.00	0.000
Rich Gossage, R ERA: 4.11	(9, 1)	1.0	S	3	0	0	0	1	0	0	0	0	0	0	5	5	0.00	0.000

PITCHER		IP	WLS	BF	H	R	ER	SO	BB	IBB	HBP	BLK	WP	HR	S	P	ERA	WHIP

Batter	1	2	3	4	5	6	7	8	9	AB	R	H	RBI	BB	SO	LOB
Tim Flannery, L (1, 5) (7, 4) OBP: 0.391, SLG: 0.362	G3		G6-4-3 1-2f		1B		SH1-4 1-2			3	0	1	0	0	0	2
Tony Gwynn, L (1, 9) OBP: 0.388, SLG: 0.493	3-1			F7	G3		4-3 2-3			4	0	0	0	0	0	2
John Kruk, L (1, 7) OBP: 0.429, SLG: 0.480	K			4-3		HR 1B	K			4	1	1	0	0	2	1
Marvell Wynne, L (8, 8) OBP: 0.283, SLG: 0.411										0	0	0	0	0	0	0
Kevin McReynolds, R (1, 8) (8, 7) OBP: 0.357, SLG: 0.489		F8		HR		1-H HR		K		4	2	2	3	0	1	0
Steve Garvey, R (1, 3) OBP: 0.286, SLG: 0.411		6-3		1B HBP		F8		K 1B		3	0	0	0	0	1	0
Terry Kennedy, L (1, 2) OBP: 0.321, SLG: 0.378		F8		FC4-6 1-2 1B		1B		F8		4	0	2	0	0	0	1
Bip Roberts, S (1, 4) OBP: 0.271, SLG: 0.298			BB 1B	FC4-6 1-2f		L6		1-2 1B		3	0	1	0	0	0	3
Lance McCullers, S (7, 1) OBP: 0.167, SLG: 0.095										0	0	0	0	0	0	0
Dane Iorg, L (8, PH) OBP: 0.253, SLG: 0.333										1	0	1	0	0	0	0
Rich Gossage, R (9, 1)										0	0	0	0	0	0	0
Garry Templeton, S (1, 6) OBP: 0.277, SLG: 0.280			G6-4-3 1-2 BB		G3	F9		K		3	0	0	0	1	1	3
Eric Show, R (1, 1) OBP: 0.182, SLG: 0.209			K		K		4-3 SH1-4 BB			2	0	0	0	0	2	2
Craig Lefferts, L (7, 1) OBP: 0.167, SLG: 0.667										0	0	0	0	0	0	0
Jerry Royster, R (7, 5) OBP: 0.333, SLG: 0.365										0	0	0	0	1	0	0
Inning Stats	R: 0 E: 0 K: 1 S: 5 H: 0 LOB: 0 BB: 0 P: 5	R: 0 E: 0 K: 0 S: 3 H: 0 LOB: 0 BB: 0 P: 3	R: 0 E: 0 K: 1 S: 5 H: 1 LOB: 1 BB: 1 P: 9	R: 1 E: 0 K: 0 S: 5 H: 2 LOB: 2 BB: 0 P: 6	R: 0 E: 0 K: 1 S: 6 H: 1 LOB: 1 BB: 0 P: 6	R: 2 E: 0 K: 0 S: 6 H: 3 LOB: 1 BB: 0 P: 6	R: 0 E: 0 K: 1 S: 5 H: 0 LOB: 1 BB: 1 P: 9	R: 0 E: 0 K: 3 S: 11 H: 1 LOB: 2 BB: 0 P: 11		1B: 6 2B: 0 3B: 0 HR: 2 SF: 0 SAC: 1 DP: 1 HBP: 1						

PITCHER		IP	WLS	BF	H	R	ER	SO	BB	IBB	HBP	BLK	WP	HR	S	P	ERA	WHIP
Jay Tibbs, R ERA: 3.74	(1, 1)	6.0	L	26	7	3	3	3	1	0	1	0	0	2	30	35	4.50	1.333
Bob McClure, L ERA: 4.1	(7, 1)	1.0		4	0	0	0	1	1	0	0	0	0	0	5	9	0.00	1.000
Tim Burke, R ERA: 2.52	(8, 1)	1.0		5	1	0	0	3	0	0	0	0	1	0	11	11	0.00	1.000

PITCHER	IP	WLS	BF	H	R	ER	SO	BB	IBB	HBP	BLK	WP	HR	S	P	ERA	WHIP

BOTTOM

Montreal Expos @ San Diego Padres

Jack Murphy Stadium, San Diego, CA

Wed Aug 20 1986, 10:05 PM EDT

Att. 11,602 - Unknown

livebaseballscorecards.com

AB	31
R	3
H	8
RBI	3
BB	2
SO	7
LOB	14

WP: 1 PA: 35
PB: 0
SB: 0
CS: 0

Montreal Expos @ San Diego Padres

Jack Murphy Stadium, San Diego, CA

Thu Aug 21 1986, 6:33 AM EDT

Att. 14,694 - Unknown

TOP

livebaseballscorecards.com

Batter	1	2	3	4	5	6	7	8	9	AB	R	H	RBI	BB	SO	LOB
Luis Rivera, R (1, 6) OBP: 0.311, SLG: 0.308	G3		2B 1B		K			BB FC6-4	L5	4	0	1	0	1	1	2
Mitch Webster, S (1, 8) OBP: 0.359, SLG: 0.425	F9		1-3 2B			F8		FC6-4 BB 1-2f		4	0	1	0	0	0	1
Tim Raines, S (1, 7) OBP: 0.415, SLG: 0.500	BB		1-3			F4		F4		3	0	0	0	1	0	3
Andre Dawson, R (1, 9) OBP: 0.320, SLG: 0.490	F8			F4		1B		BB 1-2		3	0	1	0	1	0	1
Tim Wallach, R (1, 5) OBP: 0.319, SLG: 0.425		F8		F7		5-3		F7		4	0	0	0	0	0	3
Jeff Reardon, R (8, 1) OBP: 0.143, SLG: 0.143										0	0	0	0	0	0	0
Wallace Johnson, S (1, 3) OBP: 0.255, SLG: 0.360		G3		1B			6-3 1B		5-3	4	0	2	0	0	0	0
Dann Bilardello, R (1, 2) OBP: 0.241, SLG: 0.252		F7		F6			K		6-3	4	0	0	0	0	1	2
Al Newman, S (1, 4) OBP: 0.302, SLG: 0.245			5-3		K		6-3 1-2		BB BB	3	0	0	0	1	1	1
Dennis Martinez, R (1, 1) OBP: 0.069, SLG: 0.118			F8		F9		F2		BB 1-2	1	0	0	0	0	0	0
Jim Wohlford, R (5, PH) OBP: 0.264, SLG: 0.273										1	0	0	0	0	0	0
Andy McGaffigan, R (5, 1) OBP: 0.069, SLG: 0.069										0	0	0	0	0	0	0
Wayne Krenchicki, L (7, PH) OBP: 0.314, SLG: 0.325										1	0	0	0	0	0	1
Bob McClure, R (7, 1) OBP: 0.333, SLG: 0.333										0	0	0	0	0	0	0
Tom Foley, L (8, 5) OBP: 0.352, SLG: 0.376										0	0	0	0	1	0	0

	AB	32
	R	0
	H	5
	RBI	0
	BB	5
	SO	3
	LOB	14

Inning Stats	1	2	3	4	5	6	7	8	9	1B: 4	SF: 0	WP: 0	PA: 37
R:	0	0	0	0	0	0	0	0	0	2B: 1	SAC: 0	PB: 0	
E:	0	0	0	0	0	0	0	0	0	3B: 0	DP: 0	SB: 0	
K:	0	0	0	0	2	0	1	0	0	HR: 0	HBP: 0	CS: 0	
S:	3	3	5	4	7	4	6	3	3				
H:	0	0	2	1	0	1	1	0	0				
LOB:	1	0	2	1	0	1	1	2	2				
BB:	1	0	0	0	0	0	0	2	2				
P:	7	3	5	4	7	4	6	11	11				

PITCHER		IP	WLS	BF	H	R	ER	SO	BB	IBB	HBP	BLK	WP	HR	S	P	ERA	WHIP
Dave Dravecky, L ERA: 2.92	(1, 1)	5.0	W	19	3	0	0	2	1	0	0	0	0	0	22	26	0.00	0.800
Gene Walter, L ERA: 3.65	(6, 1)	4.0	S	18	2	0	0	1	4	0	0	0	0	0	16	32	0.00	1.500

PITCHER		IP	WLS	BF	H	R	ER	SO	BB	IBB	HBP	BLK	WP	HR	S	P	ERA	WHIP

Batter	1	2	3	4	5	6	7	8	9	AB	R	H	RBI	BB	SO	LOB
Tim Flannery, L (1, 5) OBP: 0.389, SLG: 0.361	K		K	2-H 1B			4-3			4	0	1	1	0	2	0
Tony Gwynn, L (1, 9) OBP: 0.385, SLG: 0.489	5-3		6-3		F8		F6			4	0	0	0	0	0	0
John Kruk, L (1, 7) OBP: 0.436, SLG: 0.486	1B 2B		BB HR BB		K			G4-6-3 BB		2	2	1	0	2	1	0
Kevin McReynolds, R (1, 8) OBP: 0.360, SLG: 0.490	PO 2-H 1B		1-2 HR BB		1B			G4-6-3 1-2f		3	1	2	1	1	0	1
Steve Garvey, R (1, 3) OBP: 0.286, SLG: 0.416	PO 1-2	5-3	1-H 2-H HR		F9			L3		4	1	1	3	0	0	1
Terry Kennedy, L (1, 2) OBP: 0.321, SLG: 0.386		HR	K			6-3				3	1	1	1	0	1	0
Bip Roberts, S (1, 4) OBP: 0.277, SLG: 0.304		FC6-4 1B		FC6-4 1B		K				3	0	2	0	0	1	0
Garry Templeton, S (1, 6) OBP: 0.275, SLG: 0.278		F4		FC6-4 SH2-3 1-2f 1B		3-1				3	1	0	0	0	0	2
Dave Dravecky, R (1, 1) OBP: 0.157, SLG: 0.200		FC6-4 1-2f		SH2-3 1-2			K			1	0	0	0	0	0	1
Gene Walter, L (6, 1) OBP: 0.333, SLG: 0.375										1	0	0	0	0	1	0
Inning Stats	R: 1 E: 0 K: 1 S: 6 H: 2 LOB: 0 BB: 0 P: 6	R: 1 E: 0 K: 0 S: 5 H: 2 LOB: 1 BB: 0 P: 5	R: 3 E: 0 K: 2 S: 8 H: 1 LOB: 0 BB: 2 P: 16	R: 1 E: 0 K: 0 S: 4 H: 2 LOB: 1 BB: 0 P: 4	R: 0 E: 0 K: 1 S: 6 H: 1 LOB: 1 BB: 0 P: 6	R: 0 E: 0 K: 1 S: 5 H: 0 LOB: 0 BB: 0 P: 5	R: 0 E: 0 K: 1 S: 5 H: 0 LOB: 0 BB: 0 P: 5	R: 0 E: 0 K: 0 S: 2 H: 0 LOB: 0 BB: 1 P: 6		1B: 5 2B: 1 3B: 0 HR: 2 SF: 0 SAC: 1 DP: 1 HBP: 0						

PITCHER		IP	WLS	BF	H	R	ER	SO	BB	IBB	HBP	BLK	WP	HR	S	P	ERA	WHIP
Dennis Martinez, R ERA: 6.06	(1, 1)	4.0	L	19	7	6	6	3	2	0	0	0	0	2	23	31	13.50	2.250
Andy McGaffigan, R ERA: 3.12	(5, 1)	2.0		7	1	0	0	2	0	0	0	0	0	0	11	11	0.00	0.500
Bob McClure, L ERA: 4.02	(7, 1)	1.0		3	0	0	0	1	0	0	0	0	0	0	5	5	0.00	0.000
Jeff Reardon, R ERA: 3.87	(8, 1)	1.0		3	0	0	0	0	1	0	0	0	0	0	2	6	0.00	1.000

PITCHER	IP	WLS	BF	H	R	ER	SO	BB	IBB	HBP	BLK	WP	HR	S	P	ERA	WHIP

BOTTOM

Montreal Expos @ San Diego Padres

Jack Murphy Stadium, San Diego, CA

Thu Aug 21 1986, 6:33 AM EDT

Att. 14,694 - Unknown

livebaseballscorecards.com

AB	28
R	6
H	8
RBI	6
BB	3
SO	6
LOB	5

Batter	1	2	3	4	5	6	7	8	9	10	AB	R	H	RBI	BB	SO	LOB
Tom Foley, L (1, 6) OBP: 0.353, SLG: 0.377	G3	K			FC4-6 1-2 1B			F8		FC6 1B	5	0	2	0	0	1	2
Mitch Webster, S (1, 8) OBP: 0.362, SLG: 0.428	2B 2B		BBBB G4-6-3 BB		FC4-6 FC6-4 1-2f 2-3			5-3 1B		F7	4	1	2	0	1	0	3
Tim Raines, S (1, 7) OBP: 0.411, SLG: 0.494	F7		G4-6-3 1-2f		FC6-4 1-2			5-3 1-2		FC6 1-2f	5	0	0	0	0	0	6
Andre Dawson, R (1, 9) OBP: 0.319, SLG: 0.490	2-H 2B		F9			F3		K			4	0	1	1	0	1	1
Wayne Krenchicki, L (1, 3) OBP: 0.307, SLG: 0.318	L5			F7		G3			F2		4	0	0	0	0	0	1
Tim Wallach, R (1, 5) OBP: 0.319, SLG: 0.424		5-3		F3		K			S 1B		4	0	1	0	0	1	0
Vance Law, R (1, 4) OBP: 0.300, SLG: 0.310		BBBB 1B BB		6-3			F9		K		3	0	0	0	1	1	1
Dann Bilardello, R (1, 2) OBP: 0.241, SLG: 0.252		1-2 1B			F9		F7		F4 1-2		4	0	1	0	0	0	1
Floyd Youmans, R (1, 1) OBP: 0.242, SLG: 0.228		K			FC4-6 1B		K			F6	3	0	1	0	0	2	2
Bob McClure, R (9, 1) OBP: 0.333, SLG: 0.333											0	0	0	0	0	0	0
Wallace Johnson, S (10, PH) OBP: 0.250, SLG: 0.353											1	0	0	0	0	0	0
Tim Burke, R (10, 1)											0	0	0	0	0	0	0
Inning Stats	R: 1 H: 2 E: 0 LOB: 1 K: 0 BB: 0 S: 5 P: 5	R: 0 H: 1 E: 0 LOB: 2 K: 2 BB: 1 S: 8 P: 12	R: 0 H: 0 E: 0 LOB: 0 K: 0 BB: 1 S: 2 P: 6	R: 0 H: 0 E: 0 LOB: 0 K: 0 BB: 0 S: 3 P: 3	R: 0 H: 2 E: 0 LOB: 2 K: 0 BB: 0 S: 5 P: 5	R: 0 H: 0 E: 0 LOB: 0 K: 1 BB: 0 S: 5 P: 5	R: 0 H: 0 E: 0 LOB: 0 K: 1 BB: 0 S: 5 P: 5	R: 0 H: 1 E: 0 LOB: 1 K: 1 BB: 0 S: 6 P: 6	R: 0 H: 1 E: 0 LOB: 1 K: 1 BB: 0 S: 6 P: 6	R: 0 H: 1 E: 0 LOB: 1 K: 0 BB: 0 S: 4 P: 4	1B: 6 SF: 0 2B: 2 SAC: 0 3B: 0 DP: 1 HR: 0 HBP: 0						

PITCHER		IP	WLS	BF	H	R	ER	SO	BB	IBB	HBP	BLK	WP	HR	S	P	ERA	WHIP
Bob Welch, R ERA: 3.55	(1, 1)	7.0		27	5	1	1	4	2	0	0	0	0	0	33	41	1.29	1.000
Ken Howell, R ERA: 3.01	(8, 1)	3.0	W	12	3	0	0	2	0	0	0	0	0	0	16	16	0.00	1.000

PITCHER		IP	WLS	BF	H	R	ER	SO	BB	IBB	HBP	BLK	WP	HR	S	P	ERA	WHIP

TOP

Montreal Expos @ Los Angeles Dodgers

Dodger Stadium, Los Angeles, CA

Fri Aug 22 1986, 7:05 PM PDT

Att. 36,436 - Unknown

livebaseballscorecards.com

AB	37
R	1
H	8
RBI	1
BB	2
SO	6
LOB	17

WP: 0 PA: 39
PB: 0
SB: 1
CS: 0

Batter	1	2	3	4	5	6	7	8	9	10	AB	R	H	RBI	BB	SO	LOB
Steve Sax, R (1, 4) OBP: 0.382, SLG: 0.426	F8		F8		F8		5-3			1B, IBB, 1-3, 1B	5	0	1	0	0	0	3
Franklin Stubbs, L (1, 9) (10, 7) OBP: 0.302, SLG: 0.448	F2		K			3-1		F5		1B, 1-2, IBB	4	0	0	0	1	1	1
Bill Madlock, R (1, 5) OBP: 0.331, SLG: 0.385	1B			F7		BB, 1B		3-1		1-2, 2-3, 3-H, 1B	4	1	2	0	0	0	0
Jeff Hamilton, R (9, 5) OBP: 0.264, SLG: 0.369											1	0	1	1	0	0	0
Greg Brock, L (1, 3) OBP: 0.311, SLG: 0.416	K			F8		F7		F9			4	0	0	0	0	1	2
Len Matuszek, L (1, 7) OBP: 0.347, SLG: 0.492		BB, CS		2B, 1B		1B, 1-2, BB			L6		1	0	1	0	2	0	0
Alex Trevino, R (9, PH) OBP: 0.351, SLG: 0.384											1	0	0	0	0	0	0
Jose Gonzalez, R (10, 8) OBP: 0.296, SLG: 0.261											0	0	0	0	0	0	0
Mike Scioscia, L (1, 2) OBP: 0.398, SLG: 0.371		F8		1-H, 2B		1-3, 2-H, 1B			F8		4	0	2	1	0	0	1
Bill Russell, R (1, 6) OBP: 0.286, SLG: 0.284		K, 1-2			SH1, 2B		F9		FC6-4, 1B		4	0	2	0	0	1	1
Reggie Williams, R (1, 8) (10, 9) OBP: 0.324, SLG: 0.363			K		SH1, 2-3		F7		FC6-4, 1-2f		3	0	0	0	0	1	1
Bob Welch, R (1, 1) OBP: 0.190, SLG: 0.172			BB		K		BB			1B, 1B, BB	1	0	0	0	1	1	1
Dave Anderson, R (7, PH) OBP: 0.298, SLG: 0.298											0	0	0	0	1	0	0
Ken Howell, R (8, 1)											0	0	0	0	0	0	0
Enos Cabell, R (10, PH) OBP: 0.306, SLG: 0.346											0	1	0	0	1	0	0
Inning Stats	R: 0 E: 0 K: 1 S: 6 H: 1 LOB: 1 BB: 0 P: 6	R: 0 E: 0 K: 1 S: 4 H: 0 LOB: 0 BB: 1 P: 8	R: 0 E: 0 K: 2 S: 7 H: 0 LOB: 1 BB: 1 P: 11	R: 0 E: 0 K: 0 S: 4 H: 2 LOB: 2 BB: 0 P: 4	R: 0 E: 0 K: 1 S: 6 H: 1 LOB: 1 BB: 0 P: 6	R: 1 E: 0 K: 0 S: 4 H: 2 LOB: 2 BB: 1 P: 8	R: 0 E: 0 K: 0 S: 3 H: 0 LOB: 1 BB: 1 P: 7	R: 0 E: 0 K: 0 S: 3 H: 0 LOB: 0 BB: 0 P: 3	R: 0 E: 0 K: 0 S: 4 H: 1 LOB: 1 BB: 0 P: 4	R: 1 E: 0 K: 0 S: 2 H: 2 LOB: 3 BB: 2 P: 10	1B: 7 2B: 2 3B: 0 HR: 0 SF: 0 SAC: 1 DP: 0 HBP: 0						

PITCHER		IP	WLS	BF	H	R	ER	SO	BB	IBB	HBP	BLK	WP	HR	S	P	ERA	WHIP
Floyd Youmans, R ERA: 3.72	(1, 1)	8.0		31	6	1	1	5	4	0	0	0	0	0	37	53	1.12	1.250
Bob McClure, L ERA: 3.95	(9, 1)	1.0		4	1	0	0	0	0	0	0	0	0	0	4	4	0.00	1.000
Tim Burke, R ERA: 2.63	(10, 1)	0.0	L	4	2	1	1	0	1	1	0	0	0	0	2	10	∞	∞

PITCHER	IP	WLS	BF	H	R	ER	SO	BB	IBB	HBP	BLK	WP	HR	S	P	ERA	WHIP

BOTTOM

Montreal Expos @ Los Angeles Dodgers

Dodger Stadium, Los Angeles, CA

Fri Aug 22 1986, 7:05 PM PDT
Att. 36,436 - Unknown

livebaseballscorecards.com

AB	32
R	2
H	9
RBI	2
BB	6
SO	5
LOB	10

WP: 0	PA: 39																	
PB: 0																		
SB: 0																		
CS: 1																		

Montreal Expos @ Los Angeles Dodgers

Dodger Stadium, Los Angeles, CA

Sat Aug 23 1986, 7:05 PM PDT

Att. 42,449 - Unknown

TOP

livebaseballscorecards.com

Batter	1	2	3	4	5	6	7	8	9	AB	R	H	RBI	BB	SO	LOB
Wallace Johnson, S (1, 3) OBP: 0.281, SLG: 0.382	HR S 1B	2-3			1B 1B 2B		3-1		BBBB FC4-6 BB	4	2	2	0	1	0	1
Jim Wohlford, R (1, 7) OBP: 0.276, SLG: 0.329	1-H HR		6-3		1B 2-3 1B		4-3		FC4-6 1-2f 2-3	4	2	2	2	0	0	0
Herm Winningham, L (7, 7) OBP: 0.296, SLG: 0.377										1	0	0	0	0	0	2
Mitch Webster, S (1, 8) OBP: 0.364, SLG: 0.433	6-3		2B 5-3 1B		1B 1-2 3-H 1B			F9 SF8 2B	F8	5	2	3	1	0	0	2
Andre Dawson, R (1, 9) OBP: 0.321, SLG: 0.493	F7		5-3 1-3 BLK 2B		CS 1-3 2-H 1B			F9 2-3		4	1	2	1	0	0	1
Tim Wallach, R (1, 5) OBP: 0.318, SLG: 0.421	E6 FC6-4		5-3 2-3 3-H		K 1-2			IBB		3	0	0	1	1	1	2
Vance Law, R (1, 4) OBP: 0.297, SLG: 0.307	FC6-4 1-2f		5-3 3-H			F2		SF8 3-H		3	0	0	1	0	0	1
Jeff Reardon, R (8, 1) OBP: 0.143, SLG: 0.143										0	0	0	0	0	0	0
Luis Rivera, R (1, 6) OBP: 0.295, SLG: 0.290		6-3		F7		K		F8		4	0	0	0	0	1	1
Dann Bilardello, R (1, 2) OBP: 0.241, SLG: 0.252		K		F7		L5			FC4-6 SH3-4 1B	4	0	1	0	0	1	0
Bob Sebra, R (1, 1) OBP: 0.333, SLG: 0.273										3	0	1	0	0	0	0
Tom Foley, L (8, 4) OBP: 0.353, SLG: 0.377	1B			5-3			F9		SH3-4 1-2	0	0	0	0	0	0	0

	AB	35
	R	7
	H	11
	RBI	6
	BB	2
	SO	3
	LOB	10

Inning Stats	1	2	3	4	5	6	7	8	9
	R: 2 E: 1 K: 0 S: 6	H: 2 LOB: 1 BB: 0 P: 6	R: 0 E: 0 K: 1 S: 6	H: 1 LOB: 1 BB: 0 P: 6	R: 2 E: 0 K: 0 S: 5	H: 2 LOB: 0 BB: 0 P: 5	R: 0 E: 0 K: 0 S: 3	H: 0 LOB: 0 BB: 0 P: 3	R: 2 E: 0 K: 1 S: 7	H: 4 LOB: 0 BB: 0 P: 7	R: 0 E: 0 K: 1 S: 5	H: 0 LOB: 0 BB: 0 P: 5	R: 0 E: 0 K: 0 S: 3	H: 0 LOB: 0 BB: 0 P: 3	R: 1 E: 0 K: 0 S: 4	H: 1 LOB: 1 BB: 1 P: 8	R: 0 E: 0 K: 0 S: 4	H: 1 LOB: 2 BB: 1 P: 8

	1B: 7	SF: 1	WP: 0	PA: 39
	2B: 3	SAC: 1	PB: 0	
	3B: 0	DP: 0	SB: 1	
	HR: 1	HBP: 0	CS: 1	

PITCHER		IP	WLS	BF	H	R	ER	SO	BB	IBB	HBP	BLK	WP	HR	S	P	ERA	WHIP
Rick Honeycutt, L ERA: 3.0	(1, 1)	4.0	L	20	7	6	6	1	0	0	0	1	0	1	22	22	13.50	1.750
Joe Beckwith, R ERA: 9.35	(5, 1)	1.0		3	2	0	0	1	0	0	0	0	0	0	5	5	0.00	2.000
Brian Holton, R ERA:	(6, 1)	2.0		6	0	0	0	1	0	0	0	0	0	0	8	8	0.00	0.000
Ed Vande Berg, L ERA: 3.03	(8, 1)	2.0		10	2	1	1	0	1	1	0	0	0	0	8	16	4.50	1.500

PITCHER		IP	WLS	BF	H	R	ER	SO	BB	IBB	HBP	BLK	WP	HR	S	P	ERA	WHIP

Batter	1	2	3	4	5	6	7	8	9	AB	R	H	RBI	BB	SO	LOB
Steve Sax, R (1, 4) OBP: 0.381, SLG: 0.425	F7		BLK 1B		K		F9			4	0	1	0	0	1	1
Franklin Stubbs, L (1, 9) OBP: 0.299, SLG: 0.443	K		K 1-2		K			F6		4	0	0	0	0	3	1
Bill Madlock, R (1, 5) OBP: 0.333, SLG: 0.390	HR 1B		5-3			6-3		4-3 2B		4	1	2	0	0	0	1
Greg Brock, L (1, 3) OBP: 0.310, SLG: 0.426	1-H HR			E3 SH3 1B 6-3		G3		4-3 2-3		4	2	1	2	0	0	1
Len Matuszek, L (1, 7) OBP: 0.344, SLG: 0.485	K			6-3 SH3 1-2 1B		F8		F5		4	0	1	0	0	1	1
Mike Scioscia, L (1, 2) OBP: 0.394, SLG: 0.367		F8		SH3 1-2 2-3			F7		F5	3	0	0	0	0	0	0
Bill Russell, R (1, 6) OBP: 0.286, SLG: 0.283		G5-4-3 1B		6-3 2-3 3-H			6-3		5-3	4	0	1	1	0	0	1
Reggie Williams, R (1, 8) OBP: 0.323, SLG: 0.365		G5-4-3 1-2f		K			2B		F8	4	1	1	0	0	1	2
Rick Honeycutt, L (1, 1) OBP: 0.139, SLG: 0.091			F7		K		2-H 2B			1	0	0	0	0	0	0
Joe Beckwith, L (5, 1)										0	0	0	0	0	0	0
Dave Anderson, R (5, PH) OBP: 0.295, SLG: 0.296										1	0	0	0	0	1	0
Brian Holton, R (6, 1)										0	0	0	0	0	0	0
Alex Trevino, R (7, PH) OBP: 0.354, SLG: 0.394										1	0	1	1	0	0	0
Ed Vande Berg, R (8, 1)										0	0	0	0	0	0	0
Inning Stats	R: 2 E: 0 K: 2 S: 9 H: 2 LOB: 0 BB: 0 P: 9	R: 0 E: 0 K: 0 S: 3 H: 1 LOB: 0 BB: 0 P: 3	R: 0 E: 0 K: 1 S: 6 H: 1 LOB: 1 BB: 0 P: 6	R: 1 E: 1 K: 1 S: 7 H: 1 LOB: 1 BB: 0 P: 7	R: 0 E: 0 K: 3 S: 9 H: 0 LOB: 0 BB: 0 P: 9	R: 0 E: 0 K: 0 S: 3 H: 0 LOB: 0 BB: 0 P: 3	R: 1 E: 0 K: 0 S: 5 H: 2 LOB: 1 BB: 0 P: 5	R: 0 E: 0 K: 0 S: 4 H: 1 LOB: 1 BB: 0 P: 4	R: 0 E: 0 K: 0 S: 3 H: 0 LOB: 0 BB: 0 P: 3	1B: 4 2B: 3 3B: 0 HR: 1	SF: 0 SAC: 1 DP: 1 HBP: 0						

PITCHER	IP	WLS	BF	H	R	ER	SO	BB	IBB	HBP	BLK	WP	HR	S	P	ERA	WHIP
Bob Sebra, R (1, 1) ERA: 4.01	7.0	W	28	7	4	3	7	0	0	0	1	0	1	42	42	3.86	1.000
Jeff Reardon, R (8, 1) ERA: 3.77	2.0	S	7	1	0	0	0	0	0	0	0	0	0	7	7	0.00	0.500

PITCHER	IP	WLS	BF	H	R	ER	SO	BB	IBB	HBP	BLK	WP	HR	S	P	ERA	WHIP

BOTTOM

Montreal Expos @ Los Angeles Dodgers

Dodger Stadium, Los Angeles, CA

Sat Aug 23 1986, 7:05 PM PDT

Att. 42,449 - Unknown

livebaseballscorecards.com

AB	34
R	4
H	8
RBI	4
BB	0
SO	7
LOB	8

Montreal Expos @ Los Angeles Dodgers

Dodger Stadium, Los Angeles, CA

Sun Aug 24 1986, 3:33 AM PDT

Att. 31,664 - Unknown

livebaseballscorecards.com

TOP

Batter	1	2	3	4	5	6	7	8	9	10	AB	R	H	RBI	BB	SO	LOB
Wallace Johnson, S (1, 3) OBP: 0.290, SLG: 0.383	4-3 1B; 1B	FC6; 1-2f			1-3		F8			F8 SH1-4; 1B	5	1	2	0	0	0	1
Tom Foley, L (1, 6) OBP: 0.356, SLG: 0.392	4-3; 1-2; 1B	SSS K			F4		3B			SH1-4; 1-2	4	1	2	0	0	1	0
Luis Rivera, R (10, PH) OBP: 0.295, SLG: 0.290 (10, 6)											0	0	0	0	0	0	0
Mitch Webster, S (1, 8) OBP: 0.360, SLG: 0.428	F2		F8		B4		3-1			F8; 2-3	5	0	0	0	0	0	4
Tim Raines, S (1, 7) OBP: 0.413, SLG: 0.497	4-3; 1-2; 2-3		FC4-6; 1B			2B		F8		IBB	4	0	2	0	1	0	2
Wayne Krenchicki, L (1, 5) OBP: 0.306, SLG: 0.316	2-H; 3-H; 1B		FC4-6; 1-2f			SSS K		G3		SSS K	4	0	1	2	0	1	2
Andy McGaffigan, R (8, 1) OBP: 0.069, SLG: 0.069											0	0	0	0	0	0	0
Andre Dawson, R (10, PH) OBP: 0.320, SLG: 0.491											1	0	0	0	0	1	2
Tim Burke, R (10, 1)											0	0	0	0	0	0	0
Vance Law, R (1, 4) OBP: 0.294, SLG: 0.303	6-3			4-3		F8		F4			4	0	0	0	0	0	2
Herm Winningham, L (1, 9) OBP: 0.301, SLG: 0.376		F9		6-3 S; 1B		IBB			SSS K		3	0	1	0	1	1	0
Dann Bilardello, R (1, 2) OBP: 0.235, SLG: 0.245		F3		6-3; 1-3		F9			SSS K		4	0	0	0	0	1	3
Bryn Smith, R (1, 1) OBP: 0.167, SLG: 0.160		FC6; 1B		4-3			G3		F7		2	0	1	0	0	0	1
Al Newman, S (7, PH) OBP: 0.301, SLG: 0.244											1	0	0	0	0	0	0
Bob McClure, R (7, 1) OBP: 0.333, SLG: 0.333											0	0	0	0	0	0	0
Tim Wallach, R (8, 5) OBP: 0.317, SLG: 0.420											1	0	0	0	0	0	0

Inning Stats	1	2	3	4	5	6	7	8	9	10
	R: 2 H: 3 E: 0 LOB: 1 K: 0 BB: 0 S: 6 P: 6	R: 0 H: 1 E: 0 LOB: 1 K: 0 BB: 0 S: 4 P: 4	R: 0 H: 1 E: 0 LOB: 1 K: 1 BB: 0 S: 6 P: 6	R: 0 H: 1 E: 0 LOB: 1 K: 0 BB: 0 S: 4 P: 4	R: 0 H: 0 E: 0 LOB: 0 K: 0 BB: 0 S: 3 P: 3	R: 0 H: 1 E: 0 LOB: 2 K: 1 BB: 1 S: 6 P: 10	R: 0 H: 1 E: 0 LOB: 1 K: 0 BB: 0 S: 4 P: 4	R: 0 H: 0 E: 0 LOB: 0 K: 0 BB: 0 S: 3 P: 3	R: 0 H: 0 E: 0 LOB: 0 K: 2 BB: 0 S: 7 P: 7	R: 0 H: 1 E: 0 LOB: 2 K: 1 BB: 1 S: 6 P: 10

1B: 7	SF: 0	WP: 0	PA: 41
2B: 1	SAC: 1	PB: 0	
3B: 1	DP: 0	SB: 1	
HR: 0	HBP: 0	CS: 0	

AB	38
R	2
H	9
RBI	2
BB	2
SO	5
LOB	17

PITCHER	IP	WLS	BF	H	R	ER	SO	BB	IBB	HBP	BLK	WP	HR	S	P	ERA	WHIP
Orel Hershiser, R (1, 1) ERA: 3.77	8.0		33	8	2	2	2	0	1	0	0	0	0	36	40	2.25	1.000
Ken Howell, R (9, 1) ERA: 2.97	1.0		3	0	0	0	2	0	0	0	0	0	0	7	7	0.00	0.000
Dennis Powell, L (10, 1) ERA: 4.74	0.2		4	1	0	0	0	0	1	0	0	0	0	3	7	0.00	1.500
Brian Holton, R (10, 1) ERA:	0.1	W	1	0	0	0	1	0	0	0	0	0	0	3	3	0.00	0.000

PITCHER	IP	WLS	BF	H	R	ER	SO	BB	IBB	HBP	BLK	WP	HR	S	P	ERA	WHIP

Batter	1	2	3	4	5	6	7	8	9	10	AB	R	H	RBI	BB	SO	LOB
Steve Sax, R (1, 4) OBP: 0.378, SLG: 0.421	5-3		FC4-6, G5-4-3 1-2f 3-H			4-3		F8			4	0	0	1	0	0	2
Enos Cabell, R (1, 9) OBP: 0.301, SLG: 0.340	G3		G5-4-3 1-2f			L5		5-3			4	0	0	0	0	0	2
Ken Howell, R (9, 1)											0	0	0	0	0	0	0
Bill Russell, R (10, 7) OBP: 0.286, SLG: 0.283											0	0	0	0	0	0	0
Bill Madlock, R (1, 5) OBP: 0.329, SLG: 0.384	5-3			K		F5			F7		4	0	0	0	0	1	0
Greg Brock, L (1, 3) OBP: 0.309, SLG: 0.424		1-3		K			6-3 1B		F4		1	0	0	0	0	0	0
Franklin Stubbs, L (3, 3) OBP: 0.299, SLG: 0.442											3	0	1	0	0	1	0
Len Matuszek, L (1, 7) OBP: 0.335, SLG: 0.471		4-3		4-3			B3		F6		4	0	0	0	0	0	1
Dennis Powell, R (10, 1) OBP: 0.273, SLG: 0.545											0	0	0	0	0	0	0
Brian Holton, R (10, 1)											0	0	0	0	0	0	0
Mike Scioscia, L (1, 2) OBP: 0.392, SLG: 0.363		F8			E6, FC6-4		6-3 1-2			SH1-4 2B BB	3	1	0	0	1	0	1
Reggie Williams, R (1, 8) OBP: 0.323, SLG: 0.365			2B 1B BB		FC6-4, S 1-2f		K		SH1-4 1-2		0	0	0	0	0	0	0
Jose Gonzalez, R (2, 8) OBP: 0.300, SLG: 0.240											2	1	0	0	1	1	2
Dave Anderson, R (1, 6) OBP: 0.302, SLG: 0.319			1B 1-3 FC4-6 2B		K 1-2			K		2-H 2B	4	1	2	1	0	2	1
Orel Hershiser, R (1, 1) OBP: 0.259, SLG: 0.264			FC4-6 2-3 3-H 1B		K			2B			2	0	1	1	0	1	1
Alex Trevino, R (8, PH) OBP: 0.358, SLG: 0.404											1	0	1	0	0	0	0
Mike Marshall, R (9, 9) OBP: 0.301, SLG: 0.443											0	0	0	0	0	0	0
Inning Stats	R: 0 E: 0 K: 0 S: 3 / H: 0 LOB: 0 BB: 0 P: 3	R: 0 E: 0 K: 0 S: 3 / H: 0 LOB: 0 BB: 0 P: 3	R: 2 E: 0 K: 0 S: 4 / H: 2 LOB: 0 BB: 1 P: 8	R: 0 E: 0 K: 2 S: 7 / H: 0 LOB: 0 BB: 0 P: 7	R: 0 E: 1 K: 2 S: 8 / H: 0 LOB: 1 BB: 0 P: 8	R: 0 E: 0 K: 0 S: 3 / H: 0 LOB: 0 BB: 0 P: 3	R: 0 E: 0 K: 1 S: 6 / H: 1 LOB: 1 BB: 0 P: 6	R: 0 E: 0 K: 1 S: 6 / H: 1 LOB: 1 BB: 0 P: 6	R: 0 E: 0 K: 0 S: 3 / H: 0 LOB: 0 BB: 0 P: 3	R: 1 E: 0 K: 0 S: 2 / H: 1 LOB: 1 BB: 1 P: 6	1B: 2 2B: 3 3B: 0 HR: 0	SF: 0 SAC: 1 DP: 1 HBP: 0						

PITCHER	IP	WLS	BF	H	R	ER	SO	BB	IBB	HBP	BLK	WP	HR	S	P	ERA	WHIP
Bryn Smith, R (1, 1) ERA: 4.05	6.0		21	2	2	2	4	1	0	0	0	0	0	28	32	3.00	0.500
Bob McClure, L (7, 1) ERA: 3.86	1.1		6	2	0	0	2	0	0	0	0	0	0	10	10	0.00	1.500
Andy McGaffigan, R (8, 1) ERA: 3.07	1.2		5	0	0	0	0	0	0	0	0	0	0	5	5	0.00	0.000
Tim Burke, R (10, 1) ERA: 2.72	0.1	L	3	1	1	1	0	1	0	0	0	0	0	2	6	27.00	6.000

PITCHER	IP	WLS	BF	H	R	ER	SO	BB	IBB	HBP	BLK	WP	HR	S	P	ERA	WHIP

BOTTOM

Montreal Expos @ Los Angeles Dodgers

Dodger Stadium, Los Angeles, CA

Sun Aug 24 1986, 3:33 AM PDT

Att. 31,664 - Unknown

livebaseballscorecards.com

AB	32
R	3
H	5
RBI	3
BB	2
SO	6
LOB	10

WP: 0 PB: 0 SB: 1 CS: 0 PA: 35

Montreal Expos @ San Francisco Giants

Candlestick Park, San Francisco, CA

Mon Aug 25 1986, 6:33 AM EDT

Att. 5,609 - Unknown

TOP

livebaseballscorecards.com

Batter	1	2	3	4	5	6	7	8	9	AB	R	H	RBI	BB	SO	LOB
Wallace Johnson, S (1, 3) OBP: 0.299, SLG: 0.385	0-0 BB S 1B 1B	0-0 ① F9	0-0 ③ 4-3			0-0 ② CS 1-2 1B		0-0 ③ L7		5	1	2	0	0	0	2
Tim Wallach, R (1, 5) OBP: 0.314, SLG: 0.415	0-0 ① F3	0-0 ② L7		0-0 ① F9		0-0 ③ CS 1-2	0-0 ① F8		SSS 0-3 ① K	5	0	0	0	0	1	1
Tim Raines, S (1, 7) OBP: 0.413, SLG: 0.497	BBBB 4-0 BB 1B 1-2 BB	0-0 2B		0-0 ② F7			0-0 ② F7		SSS 0-3 ② K	4	1	1	0	1	1	0
Andre Dawson, R (1, 9) OBP: 0.321, SLG: 0.489	BBBB 4-0 1B 3B 1-2 2-3 BB	SSS 0-3 ③ K		0-0 ③ 5-3			0-0 BB 1B 1B		0-0 ③ L8	4	1	1	0	1	1	1
Mitch Webster, S (1, 8) OBP: 0.364, SLG: 0.431	0-0 3B 1-2 2-H 3-H 1B		0-0 E SF9 1B		SSS 0-3 ① K		0-0 BB 1-2 1B			4	2	3	2	0	1	0
Vance Law, R (1, 4) OBP: 0.291, SLG: 0.301 Jeff Reardon, R (9, 1) OBP: 0.143, SLG: 0.143	SSS 0-3 ② K	0-0 E5 SF9 1-3 FC3-2			0-0 ② F9		BBBB 4-0 1-2 2-3 BB			3 0	0 0	0 0	0 0	0 0	1 0	3 0
Tom Foley, L (1, 6) OBP: 0.356, SLG: 0.406 Jim Wohlford, R (7, PH) OBP: 0.273, SLG: 0.324 Luis Rivera, R (7, 6) OBP: 0.295, SLG: 0.290	0-0 1-H 2-H 1B 3B	0-0 ① SF9 2-3 3-H			0-0 ③ G3		SSS 0-3 ③ K			2 1 0	1 0 0	1 0 0	3 0 0	0 0 0	0 1 0	0 3 0
Dann Bilardello, R (1, 2) OBP: 0.235, SLG: 0.245	0-0 3-H 1B	0-0 ② FC3-2 BB 3-H				0-0 ① P5		0-0 ① B5-3		4	0	1	1	0	0	1
Jay Tibbs, R (1, 1) OBP: 0.200, SLG: 0.170 Andy McGaffigan, R (5, 1) OBP: 0.100, SLG: 0.069 Al Newman, S (5, 4) OBP: 0.303, SLG: 0.247	SSS 0-3 ③ K	BBBB 4-0 1-2 BB				0-0 CS 1B		0-0 ② F8		1 0 2	0 0 0	0 0 1	0 0 0	1 0 0	1 0 0	1 0 0
Inning Stats	R: 5 E: 0 K: 2 S: 11 H: 4 LOB: 1 BB: 2 P: 19	R: 0 E: 0 K: 1 S: 6 H: 1 LOB: 1 BB: 0 P: 6	R: 1 E: 1 K: 0 S: 5 H: 1 LOB: 2 BB: 1 P: 9	R: 0 E: 0 K: 0 S: 3 H: 0 LOB: 0 BB: 0 P: 3	R: 0 E: 0 K: 1 S: 5 H: 0 LOB: 0 BB: 0 P: 5	R: 0 E: 0 K: 0 S: 3 H: 2 LOB: 0 BB: 0 P: 3	R: 0 E: 0 K: 1 S: 7 H: 2 LOB: 3 BB: 1 P: 11	R: 0 E: 0 K: 0 S: 3 H: 0 LOB: 0 BB: 0 P: 3	R: 0 E: 0 K: 2 S: 7 H: 0 LOB: 0 BB: 0 P: 7	1B: 8 2B: 1 3B: 1 HR: 0	SF: 1 SAC: 0 DP: 0 HBP: 0						

AB	35
R	6
H	10
RBI	6
BB	4
SO	7
LOB	12

WP: 0 PB: 0 SB: 1 CS: 2 PA: 41

PITCHER		IP	WLS	BF	H	R	ER	SO	BB	IBB	HBP	BLK	WP	HR	S	P	ERA	WHIP
Michael LaCoss, R ERA: 3.76	(1, 1)	0.2	L	8	4	5	5	1	2	0	0	0	0	0	8	16	67.50	9.000
Jeff Robinson, R ERA: 3.75	(1, 1)	5.1		20	4	1	0	3	1	0	0	0	0	0	25	29	0.00	0.938
Juan Berenguer, R ERA: 2.71	(7, 1)	0.2		5	2	0	0	0	1	0	0	0	0	0	4	8	0.00	4.500
Mark Davis, L ERA: 2.75	(7, 1)	1.1		4	0	0	0	1	0	0	0	0	0	0	6	6	0.00	0.000
Greg Minton, R ERA: 3.71	(9, 1)	1.0		3	0	0	0	2	0	0	0	0	0	0	7	7	0.00	0.000

PITCHER	IP	WLS	BF	H	R	ER	SO	BB	IBB	HBP	BLK	WP	HR	S	P	ERA	WHIP

Montreal Expos @ San Francisco Giants

Candlestick Park, San Francisco, CA

Mon Aug 25 1986, 6:33 AM EDT

Att. 5,609 - Unknown

BOTTOM

livebaseballscorecards.com

Batter	1	2	3	4	5	6	7	8	9	AB	R	H	RBI	BB	SO	LOB
Dan Gladden, R (1, 8) OBP: 0.380, SLG: 0.379	BBBB 4-0 1B G6-4-3 BB	x 0-0 ② F7			x 0-0 2B' SF8 1B	x 0-0 ③ 6-3			x 0-0 ① 6-3	4	2	1	0	1	0	1
Robby Thompson, R (1, 4) OBP: 0.326, SLG: 0.367	x 0-0 G6-4-3 1-3 1B	x 0-0 ③ 2-H 1B			x 0-0 SF8 1-3 2B		x 0-0 ① F8		x 0-0 ② F7	5	0	3	1	0	0	0
Candy Maldonado, R (1, 9) OBP: 0.298, SLG: 0.484	x 0-0 ① ② G6-4-3 1-2f 3-H		x 0-0 ① F8		BBBB 4-0 SF8 BB		x 0-0 ② F4		x 0-0 ③ P2	4	0	0	0	1	0	1
Will Clark, L (1, 3) OBP: 0.354, SLG: 0.476	x 0-0 2B BLK 1B		x 0-0 4-6-3 1B		SSS 0-3 ① K		x 0-0 2B			4	1	3	0	0	1	3
Chris Brown, R (1, 5) OBP: 0.385, SLG: 0.434	x 0-0 BLK 1-3 2B 2B		x 0-0 ② 4-6-3 1-2		x 0-0 ② SF8 1-2 2-3 3-H		x 0-0 ③ F9			3	1	1	1	0	0	2
Mike Aldrete, L (1, 7) OBP: 0.339, SLG: 0.387	x 0-0 2-H 3-H 2B	x 0-0 ③ F9			4-0 FC6 IBB			x 0-0 ① F7		3	0	1	1	1	0	1
Bob Brenly, R (1, 2) OBP: 0.358, SLG: 0.380	x 0-0 ③ F7			x 0-0 CS 1B	x 0-0 ③ FC6 1-2f			x 0-0 ② 5-3		4	0	1	0	0	0	4
Jose Uribe, S (1, 6) OBP: 0.299, SLG: 0.281 Harry Spilman, L (8, PH) OBP: 0.323, SLG: 0.453 Randy Kutcher, R (8, PR) OBP: 0.268, SLG: 0.430 Greg Minton, S (9, 1)		x 0-0 SH1-3 1B 1B		x 0-0 ① F6		x 0-0 ① 4-3		BBBB 4-0 BB		3 0 0 0	1 0 0 0	1 0 0 0	0 0 0 0	0 1 0 0	0 0 0 0	1 0 0 0
Michael LaCoss, R (1, 1) OBP: 0.260, SLG: 0.396 Jeff Robinson, R (1, 1) OBP: 0.083, SLG: 0.091 Chili Davis, S (6, PH) OBP: 0.357, SLG: 0.405 Juan Berenguer, R (7, 1) OBP: 0.167, SLG: 0.167 Mark Davis, L (7, 1) OBP: 0.143, SLG: 0.286 Luis Quinones, S (8, PH) OBP: 0.254, SLG: 0.338 (9, 6)		x 0-0 ① SH1-3 1-2		x 0-0 ② ③ F6 1-2		x 0-0 ② 4-3		x 0-0 ③ 4-3		0 1 1 0 0 0 1	0 0 0 0 0 0 0	0 0 0 0 0 0 0	0 0 0 0 0 0 0	0 0 0 0 0 0 0	0 0 0 0 0 0 0	0 1 0 0 0 0 1
Inning Stats	R: 3 H: 4 E: 0 LOB: 1 K: 0 BB: 1 S: 6 P: 10	R: 1 H: 2 E: 0 LOB: 1 K: 0 BB: 0 S: 4 P: 4	R: 0 H: 1 E: 0 LOB: 1 K: 0 BB: 0 S: 4 P: 4	R: 0 H: 1 E: 0 LOB: 0 K: 0 BB: 0 S: 3 P: 3	R: 1 H: 2 E: 0 LOB: 3 K: 1 BB: 2 S: 7 P: 15	R: 0 H: 0 E: 0 LOB: 0 K: 0 BB: 0 S: 3 P: 3	R: 0 H: 1 E: 0 LOB: 1 K: 0 BB: 0 S: 4 P: 4	R: 0 H: 0 E: 0 LOB: 1 K: 0 BB: 1 S: 3 P: 7	R: 0 H: 0 E: 0 LOB: 0 K: 0 BB: 0 S: 3 P: 3	1B: 7 2B: 4 3B: 0 HR: 0	SF: 1 SAC: 1 DP: 1 HBP: 0			WP: 0 PB: 0 SB: 0 CS: 1	PA: 39		

	AB	33
	R	5
	H	11
	RBI	3
	BB	4
	SO	1
	LOB	15

PITCHER		IP	WLS	BF	H	R	ER	SO	BB	IBB	HBP	BLK	WP	HR	S	P	ERA	WHIP
Jay Tibbs, R ERA: 3.93	(1, 1)	4.0		21	10	5	5	0	2	0	0	1	0	0	19	27	11.25	3.000
Andy McGaffigan, R ERA: 2.95	(5, 1)	4.0	W	15	1	0	0	1	1	1	0	0	0	0	15	23	0.00	0.500
Jeff Reardon, R ERA: 3.72	(9, 1)	1.0	S	3	0	0	0	0	0	0	0	0	0	0	3	3	0.00	0.000

PITCHER	IP	WLS	BF	H	R	ER	SO	BB	IBB	HBP	BLK	WP	HR	S	P	ERA	WHIP

Batter	1	2	3	4	5	6	7	8	9	10	11	12	AB	R	H	RBI	BB	SO	LOB
Wallace Johnson, S (1, 3) OBP: 0.292, SLG: 0.362	P4		BB			F8			6-3		K		4	0	0	0	1	1	0
Tim Wallach, R (1, 5) OBP: 0.311, SLG: 0.410	K		F2			5-3			F3		L5		5	0	0	0	0	1	2
Tim Raines, S (1, 7) OBP: 0.409, SLG: 0.491	F7			K		K			F9			4-3	5	0	0	0	0	2	0
Andre Dawson, R (1, 9) OBP: 0.322, SLG: 0.488		F9		1B			F4			CS 1B		K	5	0	2	0	0	1	0
Mitch Webster, S (1, 8) OBP: 0.364, SLG: 0.428		6-3		F8			CS BB			WP S 1-2 BB		K	3	0	0	0	2	1	1
Vance Law, R (1, 4) OBP: 0.288, SLG: 0.297		F7		F3			F7 1-2			K 1-3			4	0	0	0	0	1	3
Luis Rivera, R (1, 6) OBP: 0.296, SLG: 0.282			BB BB		F3			5-3					2	0	0	0	1	0	0
Tom Foley, L (10, PH) OBP: 0.360, SLG: 0.406 (10, 6)										IBB			0	0	0	0	1	0	0
Dann Bilardello, R (1, 2) OBP: 0.231, SLG: 0.240			P3		F9			F4		F8			3	0	0	0	0	0	1
Wayne Krenchicki, L (10, PH) OBP: 0.304, SLG: 0.314													1	0	0	0	0	0	2
Randy Hunt, R (10, 2)													0	0	0	0	0	0	0
Dennis Martinez, R (1, 1) OBP: 0.053, SLG: 0.105			K		K			K			F7		2	0	0	0	0	2	1
Jim Wohlford, R (8, PH) OBP: 0.269, SLG: 0.319													1	0	0	0	0	1	0
Bob McClure, R (8, 1) OBP: 0.333, SLG: 0.333													0	0	0	0	0	0	0
Herm Winningham, L (11, PH) OBP: 0.299, SLG: 0.373													1	0	0	0	0	0	0
Bert Roberge, R (11, 1)													0	0	0	0	0	0	0
Inning Stats	R: 0 H: 0 E: 0 LOB: 0 K: 1 BB: 0 S: 5 P: 5	R: 0 H: 0 E: 0 LOB: 0 K: 0 BB: 0 S: 3 P: 3	R: 0 H: 0 E: 0 LOB: 2 K: 1 BB: 2 S: 5 P: 13	R: 0 H: 1 E: 0 LOB: 1 K: 1 BB: 0 S: 6 P: 6	R: 0 H: 0 E: 0 LOB: 0 K: 1 BB: 0 S: 5 P: 5	R: 0 H: 0 E: 0 LOB: 0 K: 1 BB: 0 S: 5 P: 5	R: 0 H: 0 E: 0 LOB: 0 K: 0 BB: 1 S: 2 P: 6	R: 0 H: 0 E: 0 LOB: 0 K: 1 BB: 0 S: 5 P: 5	R: 0 H: 0 E: 0 LOB: 0 K: 0 BB: 0 S: 3 P: 3	R: 0 H: 1 E: 0 LOB: 2 K: 1 BB: 2 S: 5 P: 13	R: 0 H: 0 E: 0 LOB: 0 K: 1 BB: 0 S: 5 P: 5	R: 0 H: 0 E: 0 LOB: 0 K: 2 BB: 0 S: 7 P: 7	1B: 2 SF: 0 2B: 0 SAC: 0 3B: 0 DP: 0 HR: 0 HBP: 0						

PITCHER		IP	WLS	BF	H	R	ER	SO	BB	IBB	HBP	BLK	WP	HR	S	P	ERA	WHIP
Vida Blue, L ERA: 2.96	(1, 1)	9.0		30	1	0	0	6	3	0	0	0	0	0	39	51	0.00	0.444
Scott Garrelts, R ERA: 3.41	(10, 1)	3.0	W	11	1	0	0	4	1	1	0	0	1	0	17	25	0.00	0.667

PITCHER	IP	WLS	BF	H	R	ER	SO	BB	IBB	HBP	BLK	WP	HR	S	P	ERA	WHIP

TOP

Montreal Expos @ San Francisco Giants

Candlestick Park, San Francisco, CA

Tue Aug 26 1986, 10:05 PM EDT

Att. 9,951 - Unknown

livebaseballscorecards.com

AB	36
R	0
H	2
RBI	0
BB	5
SO	10
LOB	10

WP: 1 PA: 41
PB: 0
SB: 1
CS: 2

Montreal Expos @ San Francisco Giants

Candlestick Park, San Francisco, CA

Tue Aug 26 1986, 10:05 PM EDT

Att. 9,951 - Unknown

livebaseballscorecards.com

BOTTOM

Batter	1	2	3	4	5	6	7	8	9	10	11	12	AB	R	H	RBI	BB	SO	LOB
Dan Gladden, R (1, 8) OBP: 0.374, SLG: 0.373	0-3 ① K		0-0 ③ 5-3		0-0 ③ 4-3			0-0 ② 1-3		0-0 ③ CS 1-2	0-0 ① 5-3		5	0	0	0	0	1	2
Robby Thompson, R (1, 4) OBP: 0.325, SLG: 0.367	0-0 ② F9			0-0 ① L7		0-0 2B		0-0 ③ P9			0-0 ② F9		5	0	1	0	0	0	0
Candy Maldonado, R (1, 7) OBP: 0.300, SLG: 0.483	0-0 ③ 1-3			0-0 FC6-4 1B		0-3 ① K			0-0 FC1-6 1B		0-0 ③ F7		5	0	2	0	0	1	1
Will Clark, L (1, 3) OBP: 0.352, SLG: 0.471		0-0 ① F9		0-0 ② FC6-4 HBP 1-2		0-0 ② 5-3			0-0 ① FC1-6 1B 1-2f			0-0 1B FC1-2 1B	5	0	1	0	0	0	3
Chris Brown, R (1, 5) OBP: 0.386, SLG: 0.434 Scott Garrelts, R (10, 1) OBP: 0.200, SLG: 0.205		0-0 ② L9		1-0 1-2 HBP		0-0 ③ 5-3			0-0 G1-6-3 1B 1-2			0-0 FC1-2 IBB 1B 1-3 1B	3	0	1	0	0	0	1
													1	1	1	0	0	0	0
Chili Davis, S (1, 9) OBP: 0.355, SLG: 0.401		0-0 ③ 4-3		0-3 ③ K			0-0 ① F7		0-0 ② ③ G1-6-3 1-2f			4-0 1B FC1-2 IBB 1-2	4	0	0	0	1	1	4
Bob Brenly, R (1, 2) OBP: 0.356, SLG: 0.378			0-0 SH1-3 1B		0-0 ① 6-3		0-0 ② F9			0-3 ① K		0-0 ① FC1-2 1B 1-2 2-3 3-Hf	5	0	1	0	0	1	3
Jose Uribe, S (1, 6) OBP: 0.299, SLG: 0.279 Harry Spilman, L (12, PH) OBP: 0.328, SLG: 0.458			0-3 ① K		0-0 ② F6		0-0 ③ P4			4-0 CS BB		0-0 1B 1-2 2-3 3-H	3	0	0	0	1	1	1
													1	0	1	1	0	0	0
Vida Blue, S (1, 1) OBP: 0.194, SLG: 0.188 Luis Quinones, S (10, 5) OBP: 0.250, SLG: 0.333			0-0 ② SH1-3 1-2		0-0 1B			0-0 ① P8		0-0 ② P4			2	0	1	0	0	0	0
													1	0	0	0	0	0	1
Inning Stats	R: 0 H: 0 E: 0 LOB: 0 K: 1 BB: 0 S: 5 P: 5	R: 0 H: 0 E: 0 LOB: 0 K: 0 BB: 0 S: 3 P: 3	R: 0 H: 1 E: 0 LOB: 1 K: 1 BB: 0 S: 6 P: 6	R: 0 H: 1 E: 0 LOB: 2 K: 1 BB: 0 S: 6 P: 7	R: 0 H: 1 E: 0 LOB: 1 K: 0 BB: 0 S: 4 P: 4	R: 0 H: 1 E: 0 LOB: 1 K: 1 BB: 0 S: 6 P: 6	R: 0 H: 0 E: 0 LOB: 0 K: 0 BB: 0 S: 3 P: 3	R: 0 H: 0 E: 0 LOB: 0 K: 0 BB: 0 S: 3 P: 3	R: 0 H: 2 E: 0 LOB: 1 K: 0 BB: 0 S: 4 P: 4	R: 0 H: 0 E: 0 LOB: 0 K: 1 BB: 1 S: 4 P: 8	R: 0 H: 0 E: 0 LOB: 0 K: 0 BB: 0 S: 3 P: 3	R: 1 H: 3 E: 0 LOB: 3 K: 0 BB: 1 S: 4 P: 8	1B: 8 SF: 0 2B: 1 SAC: 1 3B: 0 DP: 1 HR: 0 HBP: 1						

	AB	40
	R	1
	H	9
	RBI	1
	BB	2
	SO	5
	LOB	16

PITCHER		IP	WLS	BF	H	R	ER	SO	BB	IBB	HBP	BLK	WP	HR	S	P	ERA	WHIP
Dennis Martinez, R ERA: 5.45	(1, 1)	7.0		26	4	0	0	4	0	0	1	0	0	0	33	34	0.00	0.571
Bob McClure, L ERA: 3.66	(8, 1)	3.0		10	2	0	0	1	1	0	0	0	0	0	11	15	0.00	1.000
Bert Roberge, R ERA: 7.36	(11, 1)	1.1	L	8	3	1	1	0	0	1	0	0	0	0	7	11	6.75	2.250

PITCHER	IP	WLS	BF	H	R	ER	SO	BB	IBB	HBP	BLK	WP	HR	S	P	ERA	WHIP

Batter	1	2	3	4	5	6	7	8	9	AB	R	H	RBI	BB	SO	LOB
Herm Winningham, L (1, 9) OBP: 0.298, SLG: 0.384	F9		F7		3B			K		4	0	1	0	0	1	0
Mitch Webster, S (1, 8) OBP: 0.361, SLG: 0.424	F8		K		F8			F7		4	0	0	0	0	1	1
Tim Raines, S (1, 7) OBP: 0.412, SLG: 0.492	1B			2B 1B		6-3			BB	3	1	2	0	1	0	0
Wayne Krenchicki, L (1, 3) OBP: 0.303, SLG: 0.318	F7			1-H 2B		4-3			K 1-2	4	1	1	1	0	1	2
Tim Wallach, R (1, 5) OBP: 0.310, SLG: 0.411		F8		L3-4 2-H 2B		1-3			5-3	4	0	1	1	0	0	1
Tom Foley, L (1, 4) OBP: 0.352, SLG: 0.396		G3		L3-4 2-3			4-3		F7	4	0	0	0	0	0	2
Luis Rivera, R (1, 6) OBP: 0.286, SLG: 0.270		E7		F9			F8			3	0	0	0	0	0	0
Randy Hunt, R (1, 2)		G3			5-3		K			3	0	0	0	0	1	1
Tim Burke, R (1, 1)			K		5-3			4-3		2	0	0	0	0	1	0
Wallace Johnson, S (8, PH) OBP: 0.288, SLG: 0.357										1	0	0	0	0	0	0
Andy McGaffigan, R (8, 1) OBP: 0.100, SLG: 0.069										0	0	0	0	0	0	0
Bob McClure, R (8, 1) OBP: 0.333, SLG: 0.333										0	0	0	0	0	0	0
Inning Stats	R: 0 E: 0 K: 0 S: 4 H: 1 LOB: 1 BB: 0 P: 4	R: 0 E: 1 K: 0 S: 4 H: 0 LOB: 1 BB: 0 P: 4	R: 0 E: 0 K: 2 S: 7 H: 0 LOB: 0 BB: 0 P: 7	R: 2 E: 0 K: 0 S: 5 H: 3 LOB: 0 BB: 0 P: 5	R: 0 E: 0 K: 0 S: 4 H: 1 LOB: 1 BB: 0 P: 4	R: 0 E: 0 K: 0 S: 3 H: 0 LOB: 0 BB: 0 P: 3	R: 0 E: 0 K: 1 S: 5 H: 0 LOB: 0 BB: 0 P: 5	R: 0 E: 0 K: 1 S: 5 H: 0 LOB: 0 BB: 0 P: 5	R: 0 E: 0 K: 1 S: 5 H: 0 LOB: 1 BB: 1 P: 9	1B: 2 2B: 3 3B: 1 HR: 0	SF: 0 SAC: 0 DP: 1 HBP: 0						

TOP

Montreal Expos @ San Francisco Giants

Candlestick Park, San Francisco, CA

Wed Aug 27 1986, 6:33 AM EDT

Att. 9,248 - Unknown

livebaseballscorecards.com

AB	32
R	2
H	5
RBI	2
BB	1
SO	5
LOB	7

PITCHER		IP	WLS	BF	H	R	ER	SO	BB	IBB	HBP	BLK	WP	HR	S	P	ERA	WHIP
Kelly Downs, R ERA: 3.89	(1, 1)	8.0	W	29	5	2	2	4	0	0	0	0	0	0	37	37	2.25	0.625
Scott Garrelts, R ERA: 3.39	(9, 1)	1.0	S	4	0	0	0	1	1	0	0	0	0	0	5	9	0.00	1.000

PITCHER		IP	WLS	BF	H	R	ER	SO	BB	IBB	HBP	BLK	WP	HR	S	P	ERA	WHIP

WP: 0 PB: 0 SB: 1 CS: 0 PA: 33

Batter	1	2	3	4	5	6	7	8	9	AB	R	H	RBI	BB	SO	LOB
Mike Aldrete, L (1, 7) OBP: 0.339, SLG: 0.393	0-0 1B 2B		0-3 K					0-0 SH5-4 1-3		3	1	1	0	0	2	0
Scott Garrelts, R (9, 1) OBP: 0.200, SLG: 0.205										0	0	0	0	0	0	0
Robby Thompson, R (1, 4) OBP: 0.325, SLG: 0.366	0-0 L3			0-0 E6		0-3 K		0-0 WP 5-3 3-H 1B		4	1	1	1	0	1	1
Will Clark, L (1, 3) OBP: 0.350, SLG: 0.468	0-0 CS 2-H 1B			0-0 F9		0-0 4-3		0-0 5-3 1-2		4	0	1	1	0	0	2
Candy Maldonado, R (1, 9) OBP: 0.299, SLG: 0.477 (9, 7)	0-0 5-3 1-2			0-3 K			0-0 F2	4-0 BB 2-H		3	0	0	0	1	1	2
Chili Davis, S (1, 8) OBP: 0.359, SLG: 0.403 (9, 9)		0-0 G6-4-3 1B		4-0 IBB			0-0 1B 1B	0-0 4-3		3	0	2	0	1	0	1
Bob Melvin, R (1, 2) OBP: 0.266, SLG: 0.333		0-0 G6-4-3 1-2f		0-0 L3			0-3 K			3	0	0	0	0	1	4
Luis Quinones, S (1, 5) OBP: 0.243, SLG: 0.324		0-0 F9			0-0 F7		0-0 1B 1-2			2	0	0	0	0	0	0
Harry Spilman, L (7, PH) OBP: 0.333, SLG: 0.462										1	0	1	0	0	0	0
Randy Kutcher, R (7, PR) OBP: 0.268, SLG: 0.430 (8, 6)										0	0	0	0	0	0	0
Jose Uribe, S (1, 6) OBP: 0.297, SLG: 0.277			0-0 6-3		0-0 4-3		0-0 5-3			2	0	0	0	0	0	0
Bob Brenly, R (7, PH) OBP: 0.355, SLG: 0.376 (8, 5)										1	0	0	0	0	0	2
Kelly Downs, R (1, 1) OBP: 0.167, SLG: 0.167			0-3 K		0-0 4-3			4-0 SH5-4 E 1B BB		2	0	0	0	0	1	0
Dan Gladden, R (8, PH) OBP: 0.376, SLG: 0.373 (9, 8)										0	1	0	0	1	0	0
Inning Stats	R: 1 H: 2 E: 0 LOB: 0 K: 0 BB: 0 S: 4 P: 4	R: 0 H: 1 E: 0 LOB: 0 K: 0 BB: 0 S: 3 P: 3	R: 0 H: 0 E: 0 LOB: 0 K: 2 BB: 0 S: 7 P: 7	R: 0 H: 0 E: 1 LOB: 2 K: 1 BB: 1 S: 6 P: 10	R: 0 H: 0 E: 0 LOB: 0 K: 0 BB: 0 S: 3 P: 3	R: 0 H: 0 E: 0 LOB: 0 K: 2 BB: 0 S: 7 P: 7	R: 0 H: 2 E: 0 LOB: 2 K: 1 BB: 0 S: 7 P: 7	R: 2 H: 1 E: 1 LOB: 1 K: 0 BB: 2 S: 4 P: 12		1B: 5 SF: 0 2B: 1 SAC: 1 3B: 0 DP: 1 HR: 0 HBP: 0						

PITCHER		IP	WLS	BF	H	R	ER	SO	BB	IBB	HBP	BLK	WP	HR	S	P	ERA	WHIP
Tim Burke, R ERA: 2.61	(1, 1)	7.0		26	5	1	1	6	0	1	0	0	0	0	37	41	1.29	0.714
Andy McGaffigan, R ERA: 3.1	(8, 1)	0.2	L	5	1	2	2	0	2	0	0	0	1	0	3	11	27.00	4.500
Bob McClure, L ERA: 3.64	(8, 1)	0.1		1	0	0	0	0	0	0	0	0	0	0	1	1	0.00	0.000

PITCHER	IP	WLS	BF	H	R	ER	SO	BB	IBB	HBP	BLK	WP	HR	S	P	ERA	WHIP

BOTTOM

Montreal Expos @ San Francisco Giants

Candlestick Park, San Francisco, CA

Wed Aug 27 1986, 6:33 AM EDT

Att. 9,248 - Unknown

livebaseballscorecards.com

AB	28
R	3
H	6
RBI	2
BB	3
SO	6
LOB	12

1B: 5	SF: 0	WP: 2	PA: 32
2B: 1	SAC: 1	PB: 0	
3B: 0	DP: 1	SB: 0	
HR: 0	HBP: 0	CS: 1	

Batter	1	2	3	4	5	6	7	8	9	AB	R	H	RBI	BB	SO	LOB
Tim Flannery, L (1, 4) (7, 5) OBP: 0.390, SLG: 0.362	SSS 0-3 ① K		x 0-0 1B		x 0-0 ② F7			SSS 0-3 ① K		4	0	1	0	0	2	2
Tony Gwynn, L (1, 9) OBP: 0.391, SLG: 0.485	x 0-0 ② F8		x 0-0 ③ 6-3		x 0-0 ③ 3-1			x 0-0 ② 1-3		4	0	0	0	0	0	3
John Kruk, L (1, 7) OBP: 0.418, SLG: 0.453	x 0-0 ③ 4-3			BBBB 4-0 BB		x 0-0 ① 6-3		x 0-0 ③ L6		3	0	0	0	1	0	0
Kevin McReynolds, R (1, 8) OBP: 0.356, SLG: 0.481		x 0-0 ① 6-3		SSS 0-3 ① K		x 0-0 ② 5-3			x 0-0 HR	4	1	1	1	0	1	1
Steve Garvey, R (1, 3) OBP: 0.289, SLG: 0.419 Carmelo Martinez, R (7, 3) OBP: 0.348, SLG: 0.380		x 0-0 1B		x 0-0 ② F7		x 0-0 ③ F8			x 0-0 E 1B	3 1	0 0	1 1	0 0	0 0	0 0	1 0
Graig Nettles, L (1, 5) OBP: 0.289, SLG: 0.383 Bip Roberts, S (7, 4) OBP: 0.272, SLG: 0.289		x 0-0 ② F7		x 0-0 ③ F8			x 0-0 ① 4-3		x 0-0 ① F7	3 1	0 0	0 0	0 0	0 0	0 0	2 1
Terry Kennedy, L (1, 2) OBP: 0.317, SLG: 0.385 Bruce Bochy, R (7, 2) OBP: 0.353, SLG: 0.557		x 0-0 ③ 1-3			x 0-0 SH5-4 1B 1B		x 0-0 ② F8		x 0-0 1-2 E4	3 1	0 0	1 0	0 0	0 0	0 0	1 1
Garry Templeton, S (1, 6) OBP: 0.278, SLG: 0.291 Dane Iorg, L (7, 1) OBP: 0.244, SLG: 0.318			x 0-0 ① 4-3		x 0-0 1-2 SH5-4 1B		x 0-0 2B		SSS 0-3 ② K	3 1	0 0	2 0	0 0	0 0	0 1	0 2
LaMarr Hoyt, R (1, 1) OBP: 0.163, SLG: 0.167 Gene Walter, L (3, 1) OBP: 0.300, SLG: 0.333 Jerry Royster, R (7, PH) OBP: 0.332, SLG: 0.376 (7, 6)			SSS 0-3 ② K		x 0-0 ① SH5-4 1-2 2-3		SSS 0-3 ③ K		x 0-0 ③ F8	1 0 2	0 0 0	0 0 0	0 0 0	1 0 1	0 0 3	0 0 0
Inning Stats	R: 0 E: 0 K: 1 S: 5 H: 0 LOB: 0 BB: 0 P: 5	R: 0 E: 0 K: 0 S: 4 H: 1 LOB: 1 BB: 0 P: 4	R: 0 E: 0 K: 1 S: 6 H: 1 LOB: 1 BB: 0 P: 6	R: 0 E: 0 K: 1 S: 5 H: 0 LOB: 1 BB: 1 P: 9	R: 0 E: 0 K: 0 S: 5 H: 2 LOB: 2 BB: 0 P: 5	R: 0 E: 0 K: 0 S: 3 H: 0 LOB: 0 BB: 0 P: 3	R: 0 E: 0 K: 1 S: 6 H: 1 LOB: 1 BB: 0 P: 6	R: 0 E: 0 K: 1 S: 5 H: 0 LOB: 0 BB: 0 P: 5	R: 1 E: 1 K: 1 S: 8 H: 2 LOB: 2 BB: 0 P: 8	1B: 5 2B: 1 3B: 0 HR: 1 SF: 0 SAC: 1 DP: 0 HBP: 0						

PITCHER	IP	WLS	BF	H	R	ER	SO	BB	IBB	HBP	BLK	WP	HR	S	P	ERA	WHIP
Bryn Smith, R (1, 1) ERA: 3.89	9.0	W	36	7	1	1	6	1	0	0	0	0	1	47	51	1.00	0.889

PITCHER	IP	WLS	BF	H	R	ER	SO	BB	IBB	HBP	BLK	WP	HR	S	P	ERA	WHIP

TOP

San Diego Padres @ Montreal Expos

Olympic Stadium, Montreal, QB

Sat Aug 30 1986, 3:33 AM EDT

Unknown

livebaseballscorecards.com

AB	34
R	1
H	7
RBI	1
BB	1
SO	6
LOB	17

Batter	1	2	3	4	5	6	7	8	9	AB	R	H	RBI	BB	SO	LOB
Wallace Johnson, S (1, 3) OBP: 0.295, SLG: 0.351	F6	F7	1B			BB	F9			4	1	1	1	1	0	1
Mitch Webster, S (1, 8) OBP: 0.361, SLG: 0.423	S 1B	G3	L6			SF7 1B	4-3			5	1	2	0	0	0	2
Tim Raines, S (1, 7) OBP: 0.412, SLG: 0.495	F7	4-3 1B 2B	K			S 1B		BB 1B		4	2	2	1	0	1	1
Jim Wohlford, R (8, 7) OBP: 0.278, SLG: 0.329										1	0	1	0	0	0	0
Andre Dawson, R (1, 9) OBP: 0.322, SLG: 0.484	BB	4-3	5-3			K		F8		3	0	0	0	1	1	3
Herm Winningham, L (8, 9) OBP: 0.296, SLG: 0.381										1	0	0	0	0	0	1
Tim Wallach, R (1, 5) OBP: 0.314, SLG: 0.413	F8	1-3 1B 2B HBP	2B			1B IBB		K		2	1	1	0	1	0	2
Al Newman, S (8, 4) OBP: 0.301, SLG: 0.245										1	0	0	0	0	1	1
Tom Foley, L (1, 6) OBP: 0.358, SLG: 0.401		2B 1B	1-3 2B 1B	6-3		SF7		FC5-4 BB		3	2	2	2	1	0	1
Vance Law, R (1, 4) (8, 5) OBP: 0.292, SLG: 0.304		1B 2B	1-3		L4-3 1B	1B		FC5-4		5	1	3	2	0	0	4
Dann Bilardello, R (1, 2) OBP: 0.238, SLG: 0.242		SH1-4 1B	2B IBB		L4-3	F7				3	1	1	1	1	0	3
Bryn Smith, R (1, 1) OBP: 0.175, SLG: 0.189		SH1-4	1B 2B		F9		6-3			3	1	1	3	0	0	0
Inning Stats	R: 0 E: 0 K: 0 S: 4 H: 1 LOB: 2 BB: 1 P: 8	R: 2 E: 0 K: 0 S: 6 H: 3 LOB: 1 BB: 0 P: 6	R: 5 E: 0 K: 0 S: 7 H: 4 LOB: 1 BB: 1 P: 12	R: 0 E: 0 K: 1 S: 6 H: 1 LOB: 1 BB: 0 P: 6	R: 0 E: 0 K: 0 S: 3 H: 1 LOB: 0 BB: 0 P: 3	R: 3 E: 0 K: 1 S: 8 H: 3 LOB: 2 BB: 2 P: 16	R: 0 E: 0 K: 0 S: 3 H: 0 LOB: 0 BB: 0 P: 3	R: 0 E: 0 K: 1 S: 6 H: 1 LOB: 2 BB: 1 P: 10		1B: 10 2B: 5 3B: 0 HR: 0 SF: 1 SAC: 1 DP: 1 HBP: 1						

PITCHER		IP	WLS	BF	H	R	ER	SO	BB	IBB	HBP	BLK	WP	HR	S	P	ERA	WHIP
LaMarr Hoyt, R ERA: 4.99	(1, 1)	2.2	L	18	7	7	7	0	1	1	1	0	0	0	15	24	23.62	3.000
Gene Walter, L ERA: 4.15	(3, 1)	3.1		17	6	3	3	2	1	1	0	0	0	0	19	27	8.10	2.100
Dane Iorg, R ERA: 12.0	(7, 1)	2.0		8	1	0	0	1	1	0	0	0	0	0	9	13	0.00	1.000

PITCHER	IP	WLS	BF	H	R	ER	SO	BB	IBB	HBP	BLK	WP	HR	S	P	ERA	WHIP

BOTTOM

San Diego Padres @ Montreal Expos

Olympic Stadium, Montreal, QB

Sat Aug 30 1986, 3:33 AM EDT

Unknown

livebaseballscorecards.com

AB	35
R	10
H	14
RBI	10
BB	5
SO	3
LOB	19

San Diego Padres @ Montreal Expos

Olympic Stadium, Montreal, QB

Sat Aug 30 1986, 3:38 AM EDT

Att. 22,721 - Unknown

TOP

livebaseballscorecards.com

Batter	1	2	3	4	5	6	7	8	9	AB	R	H	RBI	BB	SO	LOB
Tim Flannery, L (1, 4) OBP: 0.388, SLG: 0.364	4-3		F8			F8 HR 2B		G3		4	1	1	0	0	0	0
Tony Gwynn, L (1, 9) OBP: 0.388, SLG: 0.481	F7		4-3			F7		G3		4	0	0	0	0	0	1
Kevin McReynolds, R (1, 7) OBP: 0.353, SLG: 0.477	5-3			5-3		F8 2-3		4-3		4	0	0	0	0	0	1
Lance McCullers, S (8, 1) OBP: 0.167, SLG: 0.095										0	0	0	0	0	0	0
Steve Garvey, R (1, 3) OBP: 0.291, SLG: 0.426		G3		K (SSS)		HR 3-H			FC6-4 SH3-4 1B 1B	4	2	2	2	0	1	0
Graig Nettles, L (1, 5) OBP: 0.286, SLG: 0.379		3-1		3-1		4-3			SH3-4 1-2	3	0	0	0	0	0	0
Jerry Royster, R (9, PH) OBP: 0.332, SLG: 0.376 (9, 5)										0	0	0	0	0	0	0
Terry Kennedy, L (1, 2) OBP: 0.319, SLG: 0.384		BBBB PB 1B 1B BB			4-3		BBBB FC1-6 BB		BBBB FC6-4 BB	1	1	0	0	2	0	0
Bruce Bochy, R (9, PH) OBP: 0.358, SLG: 0.557 (9, 2)										0	0	0	0	1	0	0
Marvell Wynne, L (1, 8) OBP: 0.285, SLG: 0.406		PB 1-2 1B 1B			F8	FC1-6 FC5-4 1-2f			FC6-4 1B 1-2f 2-3	4	1	1	0	0	0	3
Garry Templeton, S (1, 6) OBP: 0.282, SLG: 0.295		1-H 2-H 1B			FC6-4 1B 1-2f	FC5-4 1-2f			1-2 3-H 1B	4	0	3	3	0	0	1
Andy Hawkins, R (1, 1) OBP: 0.179, SLG: 0.182			5-3		FC6-4 1-2f	F5			L5	2	0	0	0	0	0	1
Carmelo Martinez, R (7, PH) OBP: 0.347, SLG: 0.378										1	0	0	0	0	0	1
Craig Lefferts, L (7, 1) OBP: 0.143, SLG: 0.571										0	0	0	0	0	0	0
John Kruk, L (8, 7) OBP: 0.416, SLG: 0.451										1	0	0	0	0	0	2

	AB	32
	R	5
	H	7
	RBI	5
	BB	3
	SO	1
	LOB	10

Inning Stats										
	R: 0	H: 0	R: 2	H: 2	R: 0	H: 0	R: 0	H: 0	R: 0	H: 1
	E: 0	LOB: 0	E: 0	LOB: 1	E: 0	LOB: 0	E: 0	LOB: 0	E: 0	LOB: 1
	K: 0	BB: 0	K: 0	BB: 1	K: 0	BB: 0	K: 1	BB: 0	K: 0	BB: 0
	S: 3	P: 3	S: 4	P: 8	S: 3	P: 3	S: 5	P: 5	S: 4	P: 4

Inning Stats										
	R: 2	H: 2	R: 0	H: 0	R: 0	H: 0	R: 1	H: 2	1B: 5	SF: 0
	E: 0	LOB: 0	E: 0	LOB: 1	E: 0	LOB: 0	E: 0	LOB: 2	2B: 1	SAC: 1
	K: 0	BB: 0	K: 0	BB: 1	K: 0	BB: 0	K: 0	BB: 1	3B: 0	DP: 0
	S: 5	P: 5	S: 3	P: 7	S: 3	P: 3	S: 5	P: 9	HR: 1	HBP: 0

	WP: 0	PA: 36
	PB: 1	
	SB: 0	
	CS: 0	

PITCHER		IP	WLS	BF	H	R	ER	SO	BB	IBB	HBP	BLK	WP	HR	S	P	ERA	WHIP
Bob Sebra, R ERA: 4.07	(1, 1)	6.0		23	5	4	3	1	1	0	0	0	0	1	24	28	4.50	1.000
Bob McClure, L ERA: 3.61	(7, 1)	3.0	L	13	2	1	1	0	2	0	0	0	0	0	11	19	3.00	1.333

PITCHER		IP	WLS	BF	H	R	ER	SO	BB	IBB	HBP	BLK	WP	HR	S	P	ERA	WHIP

Batter	1	2	3	4	5	6	7	8	9	AB	R	H	RBI	BB	SO	LOB
Herm Winningham, L (1, 9) OBP: 0.297, SLG: 0.376	BBBB 4-0 3B BB	SSS 0-3 ② K		SSS 0-3 ③ K			x 0-0 ① 1-3		x 0-0 ① SH1-4 1-2	2	1	0	0	1	2	2
Jim Wohlford, R (7, PH) OBP: 0.275, SLG: 0.324 (8, 9)										1	0	0	0	0	0	0
Mitch Webster, S (1, 8) OBP: 0.362, SLG: 0.428	x 0-0 1-H 1B 3B	x 0-0 ③ 4-3			x 0-0 1B S 1B 1B		x 0-0 ② F8		x 0-0 ② F7 2-3	5	2	2	1	0	0	1
Tim Raines, S (1, 7) OBP: 0.412, SLG: 0.494	x 0-0 ① 6-3		x 0-0 ① 4-3		x 0-0 G4-6-3 S 1-3 1B		x 0-0 1B		x 0-0 ③ F8	5	0	2	0	0	0	2
Wayne Krenchicki, L (1, 3) OBP: 0.308, SLG: 0.324	x 0-0 1B 1B 3-H 1B		x 0-0 ② 4-3		x 0-0 G4-6-3 1-2 3-H 1B		x 0-0 ③ 4-3			3	1	2	2	0	0	0
Wallace Johnson, S (7, PH) OBP: 0.291, SLG: 0.347 (8, 3)										1	0	0	0	0	0	1
Tim Wallach, R (1, 5) OBP: 0.315, SLG: 0.413	x 0-0 1B 1-3 1B		x 0-0 ③ 4-3		x 0-0 ① ② G4-6-3 1-2f 2-3			B B B B 4-0 1B CS BB		3	0	1	0	1	0	2
Luis Rivera, R (9, 6) OBP: 0.286, SLG: 0.270										0	0	0	0	0	0	0
Tom Foley, L (1, 6) OBP: 0.351, SLG: 0.392	x 0-0 ② F5			x 0-0 ① 4-3	SSS 0-3 ③ K			x 0-0 ① F2		4	0	0	0	0	1	4
(9, 4)																
Vance Law, R (1, 4) OBP: 0.294, SLG: 0.307	x 0-0 1-2 3-H 1B			x 0-0 ② F8		x 0-0 ① F9		x 0-0 CS 1-3 1B		4	0	2	1	0	0	0
(9, 5)																
Dann Bilardello, R (1, 2) OBP: 0.238, SLG: 0.242	x 0-0 ③ 4-3			x 0-0 1B 1B		x 0-0 ② F8		SSS 0-3 ② ③ K 1-2 3-H		4	0	1	0	0	1	4
Bob Sebra, R (1, 1) OBP: 0.357, SLG: 0.308		SSS 0-3 ① K		x 0-0 1-2 1B		x 0-0 ③ 1-3			H 1-0 PB SH1-4 HBP	2	0	1	0	0	1	0
Al Newman, S (6, PH) OBP: 0.299, SLG: 0.244										1	0	0	0	0	0	0
Bob McClure, R (7, 1) OBP: 0.333, SLG: 0.333										0	0	0	0	0	0	0
Andre Dawson, R (9, PH) OBP: 0.323, SLG: 0.484										0	0	0	0	0	0	0
Inning Stats	R: 3 E: 0 K: 0 S: 7 H: 4 LOB: 2 BB: 1 P: 11	R: 0 E: 0 K: 2 S: 7 H: 0 LOB: 0 BB: 0 P: 7	R: 0 E: 0 K: 0 S: 3 H: 0 LOB: 0 BB: 0 P: 3	R: 0 E: 0 K: 1 S: 7 H: 2 LOB: 2 BB: 0 P: 7	R: 1 E: 0 K: 1 S: 7 H: 3 LOB: 1 BB: 0 P: 7	R: 0 E: 0 K: 0 S: 3 H: 0 LOB: 0 BB: 0 P: 3	R: 0 E: 0 K: 0 S: 4 H: 1 LOB: 1 BB: 0 P: 4	R: 0 E: 0 K: 1 S: 5 H: 1 LOB: 1 BB: 1 P: 9	R: 0 E: 0 K: 0 S: 3 H: 0 LOB: 1 BB: 0 P: 4	1B: 10 2B: 0 3B: 1 HR: 0 SF: 0 SAC: 1 DP: 1 HBP: 1						

PITCHER		IP	WLS	BF	H	R	ER	SO	BB	IBB	HBP	BLK	WP	HR	S	P	ERA	WHIP
Andy Hawkins, R ERA: 4.35	(1, 1)	6.0		27	9	4	4	4	1	0	0	0	0	0	34	38	6.00	1.667
Craig Lefferts, L ERA: 2.42	(7, 1)	1.1		7	2	0	0	0	1	0	0	0	0	0	6	10	0.00	2.250
Lance McCullers, R ERA: 2.56	(8, 1)	1.2	W	5	0	0	0	1	0	0	1	0	0	0	6	7	0.00	0.000

PITCHER	IP	WLS	BF	H	R	ER	SO	BB	IBB	HBP	BLK	WP	HR	S	P	ERA	WHIP

BOTTOM

San Diego Padres @ Montreal Expos

Olympic Stadium, Montreal, QB

Sat Aug 30 1986, 3:38 AM EDT

Att. 22,721 - Unknown

livebaseballscorecards.com

AB	35
R	4
H	11
RBI	4
BB	2
SO	5
LOB	16

WP: 0 PB: 1 SB: 2 CS: 2 PA: 39

Batter	1	2	3	4	5	6	7	8	9	AB	R	H	RBI	BB	SO	LOB
Tim Flannery, L (1, 4) OBP: 0.392, SLG: 0.369	K		2B 1B 2-3		CS 1B			G1-4-3 2-3 1B		4	1	3	0	0	1	0
Tony Gwynn, L (1, 9) OBP: 0.387, SLG: 0.482	4-3		4-3 1B 2B 1-H 3-H		F8			2-3 1-2		4	1	1	2	0	0	2
John Kruk, L (1, 7) OBP: 0.409, SLG: 0.442	4-3		4-3 2-3		CS 1-2	F7		G1-4-3 2-3		4	0	0	0	0	0	2
Craig Lefferts, L (8, 1) OBP: 0.143, SLG: 0.571										0	0	0	0	0	0	0
Lance McCullers, S (8, 1) OBP: 0.167, SLG: 0.095										0	0	0	0	0	0	0
Kevin McReynolds, R (1, 8) OBP: 0.357, SLG: 0.489		HR	1B 3-H			2B		F8		4	1	3	2	0	0	1
(8, 7)																
Steve Garvey, R (1, 3) OBP: 0.289, SLG: 0.423		B5-3	5-3			K			6-3	4	0	0	0	0	1	2
Garry Templeton, S (1, 6) OBP: 0.280, SLG: 0.293		1-3		F8		1-3			F8	4	0	0	0	0	0	1
Graig Nettles, L (1, 5) OBP: 0.286, SLG: 0.377		3-1		G3			G5-4-3 1B		3-1	4	0	1	0	0	0	0
Bruce Bochy, R (1, 2) OBP: 0.358, SLG: 0.550			1B SH1-4 2B 1B	K			G5-4-3 1-2f			3	1	1	0	0	1	1
Ed Wojna, R (1, 1)					K		K			2	0	0	0	0	2	0
Marvell Wynne, L (8, 8) OBP: 0.285, SLG: 0.406			SH1-4 1-2							0	0	0	0	0	0	0
Inning Stats	R: 0 E: 0 K: 1 S: 5 H: 0 LOB: 0 BB: 0 P: 5	R: 1 E: 0 K: 0 S: 4 H: 1 LOB: 0 BB: 0 P: 4	R: 3 E: 0 K: 0 S: 7 H: 4 LOB: 1 BB: 0 P: 7	R: 0 E: 0 K: 1 S: 5 H: 0 LOB: 0 BB: 0 P: 5	R: 0 E: 0 K: 1 S: 5 H: 1 LOB: 0 BB: 0 P: 5	R: 0 E: 0 K: 1 S: 6 H: 1 LOB: 1 BB: 0 P: 6	R: 0 E: 0 K: 1 S: 5 H: 1 LOB: 0 BB: 0 P: 5	R: 0 E: 0 K: 0 S: 4 H: 1 LOB: 1 BB: 0 P: 4	R: 0 E: 0 K: 0 S: 3 H: 0 LOB: 0 BB: 0 P: 3	1B: 6 2B: 2 3B: 0 HR: 1 SF: 0 SAC: 1 DP: 1 HBP: 0						

PITCHER	IP	WLS	BF	H	R	ER	SO	BB	IBB	HBP	BLK	WP	HR	S	P	ERA	WHIP
Jay Tibbs, R (1, 1) ERA: 4.03	5.0	L	20	6	4	4	3	0	0	0	0	0	1	26	26	7.20	1.200
Andy McGaffigan, R (6, 1) ERA: 3.04	2.0		7	2	0	0	2	0	0	0	0	0	0	11	11	0.00	1.000
Bert Roberge, R (8, 1) ERA: 6.48	2.0		7	1	0	0	0	0	0	0	0	0	0	7	7	0.00	0.500

PITCHER	IP	WLS	BF	H	R	ER	SO	BB	IBB	HBP	BLK	WP	HR	S	P	ERA	WHIP

TOP

San Diego Padres @ Montreal Expos

Olympic Stadium, Montreal, QB

Sun Aug 31 1986, 3:33 AM EDT
Att. 18,296 - Unknown

livebaseballscorecards.com

AB	33
R	4
H	9
RBI	4
BB	0
SO	5
LOB	9

WP: 0 PB: 0 SB: 0 CS: 1 PA: 35

San Diego Padres @ Montreal Expos

Olympic Stadium, Montreal, QB

Sun Aug 31 1986, 3:33 AM EDT

Att. 18,296 - Unknown

BOTTOM

livebaseballscorecards.com

Batter	1	2	3	4	5	6	7	8	9	AB	R	H	RBI	BB	SO	LOB
Wallace Johnson, S (1, 3) OBP: 0.289, SLG: 0.342	L4		6-3			4-3 1B		F7		4	0	1	0	0	0	0
Mitch Webster, S (1, 8) OBP: 0.363, SLG: 0.428	F4			S 1B		F9		1B 1B		4	0	2	0	0	0	1
Tim Raines, S (1, 7) OBP: 0.409, SLG: 0.489	L5			F7 1-2		4-3 1-2		F8		4	0	0	0	0	0	3
Andre Dawson, R (1, 9) OBP: 0.323, SLG: 0.481		F9		F8		F2		1-2 1B		4	0	1	0	0	0	2
Wayne Krenchicki, L (1, 5) OBP: 0.314, SLG: 0.326 Luis Rivera, R (8, PH) OBP: 0.282, SLG: 0.267 (9, 6)	B B B B	4-0 4-3 BB		F7			1B G6-4-3 1B	F3		2 1	1 0	1 0	0 0	1 0	0 0	1 2
Vance Law, R (1, 4) OBP: 0.294, SLG: 0.306 (9, 5)		4-3 1-2			S S S K		G6-4-3 BB 1-3 1B		S S S K	4	0	1	0	0	2	1
Tom Foley, L (1, 6) OBP: 0.359, SLG: 0.390 (9, 4)		1-3			B B B B BB		B B B B G6-4-3 1-2 BB		B B B B BB	1	0	0	0	3	0	1
Dann Bilardello, R (1, 2) OBP: 0.232, SLG: 0.236			F4		F4		G6-4-3 1-2f 2-3 3-H		F8	4	0	0	0	0	0	4
Jay Tibbs, R (1, 1) OBP: 0.196, SLG: 0.167 Herm Winningham, L (5, PH) OBP: 0.295, SLG: 0.273 Andy McGaffigan, R (6, 1) OBP: 0.100, SLG: 0.069 Jim Wohlford, R (7, PH) OBP: 0.272, SLG: 0.320 Bert Roberge, R (8, 1) Al Newman, S (9, PH) OBP: 0.298, SLG: 0.242			S S S K		F6		4-3		F7	1 1 0 1 0 1	0 0 0 0 0 0	0 0 0 0 0 0	0 0 0 0 0 0	1 0 0 0 0 0	0 0 0 1 0 1	0 1 0 0 0 1
Inning Stats	R: 0 E: 0 K: 0 S: 3 H: 0 LOB: 0 BB: 0 P: 3	R: 0 E: 0 K: 0 S: 3 H: 0 LOB: 1 BB: 1 P: 7	R: 0 E: 0 K: 1 S: 5 H: 0 LOB: 0 BB: 0 P: 5	R: 0 E: 0 K: 0 S: 4 H: 1 LOB: 1 BB: 0 P: 4	R: 0 E: 0 K: 1 S: 5 H: 0 LOB: 1 BB: 1 P: 9	R: 0 E: 0 K: 0 S: 4 H: 1 LOB: 1 BB: 0 P: 4	R: 1 E: 0 K: 0 S: 4 H: 2 LOB: 1 BB: 1 P: 8	R: 0 E: 0 K: 0 S: 5 H: 2 LOB: 2 BB: 0 P: 5	R: 0 E: 0 K: 1 S: 5 H: 0 LOB: 1 BB: 1 P: 9	1B: 6 2B: 0 3B: 0 HR: 0	SF: 0 SAC: 0 DP: 1 HBP: 0			WP: 0 PB: 0 SB: 1 CS: 0	PA: 36		

AB	32
R	1
H	6
RBI	0
BB	4
SO	3
LOB	18

PITCHER		IP	WLS	BF	H	R	ER	SO	BB	IBB	HBP	BLK	WP	HR	S	P	ERA	WHIP
Ed Wojna, R ERA: 1.29	(1, 1)	7.0	W	27	4	1	1	2	3	0	0	0	0	0	28	40	1.29	1.000
Craig Lefferts, L ERA: 2.4	(8, 1)	0.2		4	2	0	0	0	0	0	0	0	0	0	4	4	0.00	3.000
Lance McCullers, R ERA: 2.53	(8, 1)	1.1	S	5	0	0	0	1	1	0	0	0	0	0	6	10	0.00	0.750

PITCHER		IP	WLS	BF	H	R	ER	SO	BB	IBB	HBP	BLK	WP	HR	S	P	ERA	WHIP

Los Angeles Dodgers @ Montreal Expos

Olympic Stadium, Montreal, QB

Mon Sep 01 1986, 7:05 PM EDT

Att. 10,410 - Unknown

TOP

livebaseballscorecards.com

Batter	1	2	3	4	5	6	7	8	9	AB	R	H	RBI	BB	SO	LOB
Steve Sax, R (1, 4) OBP: 0.369, SLG: 0.414	F8		1B FC3-6 1B	L3		6-3			F9	5	1	1	0	0	0	0
Dave Anderson, R (1, 6) OBP: 0.314, SLG: 0.322	F6		FC3-6 BB FC5-4 1-3 1B	S 1B			F3		F3	5	1	2	0	0	0	0
Bill Madlock, R (1, 5) OBP: 0.337, SLG: 0.394	HR 1B		BBBB FC3-6 1-2 BB	L5			F3			3	1	1	0	1	0	1
Greg Brock, L (1, 3) OBP: 0.320, SLG: 0.443 Ken Howell, R (7, 1) Dennis Powell, R (9, 1) OBP: 0.273, SLG: 0.545	1-H HR		SSS FC3-6 FC5-4 1-2f 2-3 3-H	K 1-2			G3			4 0 0	1 0 0	1 0 0	3 0 0	0 0 0	1 0 0	3 0 0
Len Matuszek, L (1, 7) OBP: 0.333, SLG: 0.453 (7, 3) Enos Cabell, R (8, PH) OBP: 0.297, SLG: 0.336 (8, 3)	4-3		FC5-4 1B 2B 1-2f 3-H		F7			F8		3 1	1 0	0 0	1 0	0 0	0 0	1 0
Mike Scioscia, L (1, 2) OBP: 0.388, SLG: 0.365		F8	2B 1-2 1B		F5			F8		4	0	1	0	0	0	0
Franklin Stubbs, L (1, 9) OBP: 0.296, SLG: 0.443 (7, 7) Bill Russell, R (8, PH) OBP: 0.290, SLG: 0.285 (8, 7)		SSS K	1-3 2-H 2B		F4			4-3		3 1	0 0	1 0	1 0	0 0	1 0	0 0
Reggie Williams, R (1, 8) OBP: 0.333, SLG: 0.380 (7, 9) (9, 8)	1B		IIII IBB			SSS K			SSS K	3	0	1	0	1	2	0
Alejandro Pena, R (1, 1) OBP: 0.214, SLG: 0.214 Brian Holton, R (3, 1) Jose Gonzalez, R (7, 8) OBP: 0.239, SLG: 0.220 Ralph Bryant, L (9, PH) OBP: 0.400, SLG: 1.400 (9, 9)		1-3	SSS K			SSS K			HR	2 1 0 1	0 0 0 1	0 0 0 1	0 0 0 1	0 1 0 0	1 0 0 0	4 0 0 0
Inning Stats	R: 2 E: 0 K: 0 S: 5 H: 2 LOB: 0 BB: 0 P: 5	R: 0 E: 0 K: 1 S: 6 H: 1 LOB: 1 BB: 0 P: 6	R: 3 E: 0 K: 1 S: 9 H: 4 LOB: 3 BB: 2 P: 17	R: 0 E: 0 K: 1 S: 6 H: 1 LOB: 1 BB: 0 P: 6	R: 0 E: 0 K: 0 S: 3 H: 0 LOB: 0 BB: 0 P: 3	R: 0 E: 0 K: 2 S: 7 H: 0 LOB: 0 BB: 0 P: 7	R: 0 E: 0 K: 0 S: 3 H: 0 LOB: 0 BB: 0 P: 3	R: 0 E: 0 K: 0 S: 3 H: 0 LOB: 0 BB: 0 P: 3	R: 1 E: 0 K: 1 S: 6 H: 1 LOB: 0 BB: 0 P: 6	1B: 6 2B: 1 3B: 0 HR: 2	SF: 0 SAC: 0 DP: 0 HBP: 0						

	AB	36
	R	6
	H	9
	RBI	6
	BB	2
	SO	6
	LOB	9

WP: 0 PB: 0 SB: 1 CS: 0 PA: 38

PITCHER		IP	WLS	BF	H	R	ER	SO	BB	IBB	HBP	BLK	WP	HR	S	P	ERA	WHIP
Dennis Martinez, R ERA: 5.77	(1, 1)	4.0		22	8	5	5	3	1	1	0	0	0	1	26	34	11.25	2.250
Andy McGaffigan, R ERA: 2.99	(5, 1)	2.0		6	0	0	0	2	0	0	0	0	0	0	10	10	0.00	0.000
Tim Burke, R ERA: 2.59	(7, 1)	1.0		3	0	0	0	0	0	0	0	0	0	0	3	3	0.00	0.000
Bob McClure, L ERA: 3.57	(8, 1)	0.2		2	0	0	0	0	0	0	0	0	0	0	2	2	0.00	0.000
Jeff Reardon, R ERA: 3.78	(8, 1)	1.1	W	5	1	1	1	1	0	0	0	0	0	1	7	7	6.75	0.750

PITCHER		IP	WLS	BF	H	R	ER	SO	BB	IBB	HBP	BLK	WP	HR	S	P	ERA	WHIP

BOTTOM

Los Angeles Dodgers @ Montreal Expos

Olympic Stadium, Montreal, QB

Mon Sep 01 1986, 7:05 PM EDT

Att. 10,410 - Unknown

livebaseballscorecards.com

Batter	1	2	3	4	5	6	7	8	9	AB	R	H	RBI	BB	SO	LOB
Wallace Johnson, S (1, 3) OBP: 0.307, SLG: 0.349	F9 HBP 1B 1B	L3 2-3 1B		3-1		4-3		G4-6-3 BB		4	1	2	0	1	0	1
Mitch Webster, S (1, 8) OBP: 0.363, SLG: 0.427	1B 1-2 HBP	L3 1-2		S 1B			G3	G4-6-3 1-2f		4	0	1	0	0	0	3
Tim Raines, S (1, 7) OBP: 0.411, SLG: 0.499	F9 2-3		HR	K 1-2			HBP 1B 1B		SH2-4 1B 2B	5	3	3	1	0	1	3
Andre Dawson, R (1, 9) OBP: 0.326, SLG: 0.480	FC3-6 1-2 3-H 1B		5-3		6-3		1B 1B 1-2 HBP		1B SH2-4 IBB	3	1	1	1	1	0	0
Wayne Krenchicki, L (1, 5) OBP: 0.313, SLG: 0.324 Bob McClure, R (8, 1) OBP: 0.333, SLG: 0.333 Jeff Reardon, R (8, 1) OBP: 0.143, SLG: 0.143 Jim Wohlford, R (9, PH) OBP: 0.272, SLG: 0.320	FC3-6 FC6-4 1-2f	E3 2B SF8			K		1B 1-3 2-H 1B		SH2-4 1-2 2-3	4 0 0 0	1 0 0 0	1 0 0 0	1 0 0 0	0 0 0 0	1 0 0 0	2 0 0 0
Vance Law, R (1, 4) (8, 5) OBP: 0.298, SLG: 0.311	FC6-4 1-2f	SF8 1-3 2B			F8		1B 1-2 3-H 1B		1B BB	4	0	2	1	1	0	2
Tom Foley, L (1, 6) (8, 4) OBP: 0.365, SLG: 0.398		2B 1B	SF8 2-3 3-H			SH1-4 1B	F7		1-2 2-3 3-H 1B	4	1	3	2	0	0	2
Dann Bilardello, R (1, 2) OBP: 0.234, SLG: 0.244		1B 1-H 2B	6-3			SH1-4 1-2	G3			3	0	1	1	0	0	3
Dennis Martinez, R (1, 1) OBP: 0.050, SLG: 0.100 Al Newman, S (4, PH) OBP: 0.296, SLG: 0.241 Andy McGaffigan, R (5, 1) OBP: 0.100, SLG: 0.069 Herm Winningham, L (6, PH) OBP: 0.293, SLG: 0.371 Tim Burke, R (7, 1) Luis Rivera, R (8, 6) OBP: 0.279, SLG: 0.263		B3		F6		K		F7		1 1 0 1 0 1	0 0 0 0 0 0	0 0 0 0 0 0	0 0 0 0 0 0	0 0 0 1 0 0	0 0 0 0 0 0	1 0 0 1 0 0
Inning Stats	R: 1 H: 2 E: 0 LOB: 2 K: 0 BB: 0 S: 5 P: 6	R: 1 H: 3 E: 0 LOB: 1 K: 0 BB: 0 S: 5 P: 5	R: 2 H: 2 E: 1 LOB: 1 K: 0 BB: 0 S: 6 P: 6	R: 0 H: 1 E: 0 LOB: 1 K: 1 BB: 0 S: 6 P: 6	R: 0 H: 0 E: 0 LOB: 0 K: 1 BB: 0 S: 5 P: 5	R: 0 H: 1 E: 0 LOB: 1 K: 1 BB: 0 S: 6 P: 6	R: 2 H: 3 E: 0 LOB: 2 K: 0 BB: 0 S: 6 P: 7	R: 0 H: 0 E: 0 LOB: 0 K: 0 BB: 1 S: 2 P: 6	R: 1 H: 2 E: 0 LOB: 3 K: 0 BB: 2 S: 3 P: 11							

	AB	35
	R	7
	H	14
	RBI	7
	BB	3
	SO	3
	LOB	18

1B: 10	SF: 1	WP: 0	PA: 43
2B: 4	SAC: 2	PB: 0	
3B: 0	DP: 2	SB: 1	
HR: 1	HBP: 2	CS: 0	

PITCHER		IP	WLS	BF	H	R	ER	SO	BB	IBB	HBP	BLK	WP	HR	S	P	ERA	WHIP
Alejandro Pena, R ERA: 4.65	(1, 1)	2.0		12	6	3	3	0	0	0	1	0	0	1	11	12	13.50	3.000
Brian Holton, R ERA: 1.04	(3, 1)	4.1		18	4	2	1	3	0	0	0	0	0	0	24	24	2.08	0.923
Ken Howell, R ERA: 3.21	(7, 1)	2.0	L	12	3	2	2	0	2	1	1	0	0	0	8	21	9.00	2.500
Dennis Powell, L ERA: 4.66	(9, 1)	0.0		1	1	0	0	0	0	0	0	0	0	0	1	1	∞	∞

PITCHER	IP	WLS	BF	H	R	ER	SO	BB	IBB	HBP	BLK	WP	HR	S	P	ERA	WHIP

Los Angeles Dodgers @ Montreal Expos

Olympic Stadium, Montreal, QB

Tue Sep 02 1986, 7:05 PM EDT

Att. 9,201 - Unknown

livebaseballscorecards.com

Batter	1	2	3	4	5	6	7	8	9	AB	R	H	RBI	BB	SO	LOB
Steve Sax, R (1, 4) OBP: 0.369, SLG: 0.413	5-3		F7			1B		F7		4	0	1	0	0	0	0
Dave Anderson, R (1, 6) OBP: 0.313, SLG: 0.315	BB		F8			F4 1-2			F7	3	0	0	0	1	0	1
Bill Madlock, R (1, 5) OBP: 0.333, SLG: 0.389	K 1-2			F6		F4			6-3	4	0	0	0	0	1	2
Jeff Hamilton, R (9, 5) OBP: 0.253, SLG: 0.348										0	0	0	0	0	0	0
Greg Brock, L (1, 3) OBP: 0.315, SLG: 0.436	4-3			F8		F8			F7	4	0	0	0	0	0	2
Mike Scioscia, L (1, 2) OBP: 0.391, SLG: 0.366		BB		1B			F9			2	0	1	0	1	0	0
Franklin Stubbs, L (1, 7) OBP: 0.294, SLG: 0.439		K		K			K			3	0	0	0	0	3	2
Ralph Bryant, L (1, 9) OBP: 0.250, SLG: 0.875		F7			F8		K			3	0	0	0	0	1	1
Reggie Williams, R (1, 8) OBP: 0.331, SLG: 0.377		4-3 1-2			K			F9		2	0	0	0	0	1	1
Len Matuszek, L (8, PH) OBP: 0.331, SLG: 0.450										1	0	0	0	0	0	0
Jose Gonzalez, R (8, 8) OBP: 0.239, SLG: 0.220										0	0	0	0	0	0	0
Bob Welch, R (1, 1) OBP: 0.174, SLG: 0.156			K2-3		5-3			F2		3	0	0	0	0	1	0

Inning Stats	1	2	3	4	5	6	7	8	9		
	R: 0 H: 0	R: 0 H: 0	R: 0 H: 0	R: 0 H: 1	R: 0 H: 0	R: 0 H: 1	R: 0 H: 0	R: 0 H: 0	R: 0 H: 0	1B: 2 SF: 0	WP: 0 PA: 31
	E: 0 LOB: 1	E: 0 LOB: 1	E: 0 LOB: 0	E: 0 LOB: 1	E: 0 LOB: 0	E: 0 LOB: 1	E: 0 LOB: 0	E: 0 LOB: 0	E: 0 LOB: 0	2B: 0 SAC: 0	PB: 0
	K: 1 BB: 1	K: 1 BB: 1	K: 1 BB: 0	K: 1 BB: 0	K: 1 BB: 0	K: 0 BB: 0	K: 2 BB: 0	K: 0 BB: 0	K: 0 BB: 0	3B: 0 DP: 0	SB: 3
	S: 5 P: 9	S: 5 P: 9	S: 5 P: 5	S: 6 P: 6	S: 5 P: 5	S: 4 P: 4	S: 7 P: 7	S: 3 P: 3	S: 3 P: 3	HR: 0 HBP: 0	CS: 0

PITCHER	IP	WLS	BF	H	R	ER	SO	BB	IBB	HBP	BLK	WP	HR	S	P	ERA	WHIP
Floyd Youmans, R (1, 1) ERA: 3.52	9.0	W	31	2	0	0	7	2	0	0	0	0	0	43	51	0.00	0.444

PITCHER	IP	WLS	BF	H	R	ER	SO	BB	IBB	HBP	BLK	WP	HR	S	P	ERA	WHIP

AB	29
R	0
H	2
RBI	0
BB	2
SO	7
LOB	9

Batter	1	2	3	4	5	6	7	8	9	AB	R	H	RBI	BB	SO	LOB
Wallace Johnson, S (1, 3) OBP: 0.315, SLG: 0.368	0-0 1B FC5-2 2B		0-0 BB 1-2 1B		0-0 F8 ②			0-0 F7 ①		4	0	2	0	0	0	0
Mitch Webster, S (1, 8) OBP: 0.364, SLG: 0.426	0-0 FC5-2 2-3 1B		B B B B 4-0 1-2 2-3 BB		0-0 4-3 ③			S S S 0-3 K ②		3	0	1	0	1	1	0
Tim Raines, S (1, 7) OBP: 0.410, SLG: 0.497	0-0 F7 ①		0-0 F8 ①			0-0 F6 ①		0-0 1B		4	0	1	0	0	0	5
Andre Dawson, R (1, 9) OBP: 0.323, SLG: 0.475	0-0 FC5-2 ② 1-2 3-H		S S S 0-3 K ②			0-0 E6 S		S S S 0-3 K ③		4	0	0	0	0	2	6
Tim Wallach, R (1, 5) OBP: 0.313, SLG: 0.409	0-0 F9 ③		0-0 F6 ③			S S S 0-3 K ②			0-0 F4 ①	4	0	0	0	0	1	6
Tom Foley, L (1, 6) OBP: 0.358, SLG: 0.389		S S S 0-3 K ①		0-0 3-1 ①		0-0 F8 ③ 1-2			0-0 E4 CS	4	0	0	0	0	1	1
Vance Law, R (1, 4) OBP: 0.297, SLG: 0.319		S S S 0-3 K ②		0-0 E6 G6-4-3			0-0 6-3 ①		0-0 1-2 HR ②	4	1	1	1	0	1	0
Randy Hunt, R (1, 2)		S S S 0-3 K ③		0-0 G6-4-3 ② ③ 1-2f			0-0 F9 ②			3	0	0	0	0	1	1
Floyd Youmans, R (1, 1) OBP: 0.246, SLG: 0.233			0-0 BB 1B 1B		S S S 0-3 K ①		S S S 0-3 K ③			3	0	1	0	0	2	0
Inning Stats	R: 0 H: 2 E: 0 LOB: 2 K: 0 BB: 0 S: 5 P: 5	R: 0 H: 0 E: 0 LOB: 0 K: 3 BB: 0 S: 9 P: 9	R: 0 H: 2 E: 0 LOB: 3 K: 1 BB: 1 S: 7 P: 11	R: 0 H: 0 E: 1 LOB: 0 K: 0 BB: 0 S: 3 P: 3	R: 0 H: 0 E: 0 LOB: 0 K: 1 BB: 0 S: 5 P: 5	R: 0 H: 0 E: 1 LOB: 1 K: 1 BB: 0 S: 6 P: 6	R: 0 H: 0 E: 0 LOB: 0 K: 1 BB: 0 S: 5 P: 5	R: 0 H: 1 E: 0 LOB: 1 K: 2 BB: 0 S: 8 P: 8	R: 1 H: 1 E: 1 LOB: 0 K: 0 BB: 0 S: 3 P: 3	1B: 4 SF: 0 2B: 1 SAC: 0 3B: 0 DP: 1 HR: 1 HBP: 0						

PITCHER		IP	WLS	BF	H	R	ER	SO	BB	IBB	HBP	BLK	WP	HR	S	P	ERA	WHIP
Bob Welch, R ERA: 3.32	(1, 1)	8.2	L	34	6	1	1	9	1	0	0	0	0	1	51	55	1.04	0.808

PITCHER	IP	WLS	BF	H	R	ER	SO	BB	IBB	HBP	BLK	WP	HR	S	P	ERA	WHIP

BOTTOM

Los Angeles Dodgers @ Montreal Expos

Olympic Stadium, Montreal, QB

Tue Sep 02 1986, 7:05 PM EDT

Att. 9,201 - Unknown

livebaseballscorecards.com

AB	33
R	1
H	6
RBI	1
BB	1
SO	9
LOB	19

Batter	1	2	3	4	5	6	7	8	9	AB	R	H	RBI	BB	SO	LOB
Steve Sax, R (1, 4) OBP: 0.372, SLG: 0.420	F8		BB, 1-2, 1B		SH1-3, S, 1B, 1B		1B, 2B		S, 2B	5	2	4	0	0	0	0
Dave Anderson, R (1, 6) OBP: 0.311, SLG: 0.309	F9		BBBB, G1-6-3, 1-2, 2-3, BB		SH1-3, 1-3		F7		SSS, K, 2-3	3	0	0	0	1	1	2
Bill Madlock, R (1, 5) OBP: 0.338, SLG: 0.393 Jeff Hamilton, R (7, 5) OBP: 0.250, SLG: 0.344	BBBB, WP, BB		SF7, 3-H		S, 3-H, 1B		BLK, 2-H, 1B		5-3	2 1	0 0	2 0	3 0	1 0	0 0	0 1
Greg Brock, L (1, 3) OBP: 0.310, SLG: 0.428	F2, 1-2		G1-6-3, 1-2f		6-3, 1-2		SSS, K, 1-2		F4	5	0	0	0	0	1	6
Mike Scioscia, L (1, 2) OBP: 0.389, SLG: 0.368		G3, 2B		4-3	3-1			L6		4	0	1	0	0	0	1
Franklin Stubbs, L (1, 7) OBP: 0.294, SLG: 0.439 Pedro Guerrero, R (8, PH) OBP: 0.125, SLG: 0.125 Jose Gonzalez, R (8, PR) OBP: 0.239, SLG: 0.220 (8, 8)		SSS, K		HR, 1B		1-3		F9, E, 1B		3 1 0	1 0 0	1 1 0	0 0 0	0 0 0	1 0 0	1 0 0
Ralph Bryant, L (1, 9) OBP: 0.273, SLG: 1.000 Larry See, R (8, PH) Bill Russell, R (8, PR) OBP: 0.290, SLG: 0.285 (8, 7)		G3, 2-3		1-H, HR		3-1		E6, 1-2		3 1 0	1 0 0	1 0 0	2 0 0	0 0 0	0 0 0	1 1 0
Reggie Williams, R (1, 8) OBP: 0.326, SLG: 0.372 (8, 9)		F3		4-3	5-3			F9, 2-3		4	0	0	0	0	0	3
Rick Honeycutt, L (1, 1) OBP: 0.146, SLG: 0.081 Alex Trevino, R (8, PH) OBP: 0.350, SLG: 0.393 Ken Howell, R (8, 1)			BBBB, BB, 1B, SF7, BB	6-3			4-3	F8		2 1 0	1 0 0	0 0 0	0 0 0	1 0 0	0 0 0	0 2 0
Inning Stats	R: 0 E: 0 K: 0 S: 3 H: 0 LOB: 1 BB: 1 P: 7	R: 0 E: 0 K: 1 S: 6 H: 1 LOB: 1 BB: 0 P: 6	R: 1 E: 0 K: 0 S: 3 H: 1 LOB: 1 BB: 2 P: 11	R: 2 E: 0 K: 0 S: 5 H: 2 LOB: 0 BB: 0 P: 5	R: 1 E: 0 K: 0 S: 5 H: 2 LOB: 1 BB: 0 P: 5	R: 0 E: 0 K: 0 S: 3 H: 0 LOB: 0 BB: 0 P: 3	R: 1 E: 0 K: 1 S: 7 H: 2 LOB: 1 BB: 0 P: 7	R: 0 E: 1 K: 0 S: 5 H: 1 LOB: 2 BB: 0 P: 5	R: 0 E: 0 K: 1 S: 6 H: 1 LOB: 1 BB: 0 P: 6	1B: 6 2B: 3 3B: 0 HR: 1 SF: 1 SAC: 1 DP: 1 HBP: 0							

PITCHER		IP	WLS	BF	H	R	ER	SO	BB	IBB	HBP	BLK	WP	HR	S	P	ERA	WHIP
Bob Sebra, R ERA: 4.42	(1, 1)	4.1	L	21	6	4	4	1	3	0	0	0	1	1	20	32	8.31	2.077
Andy McGaffigan, R ERA: 3.01	(5, 1)	2.1		9	2	1	1	0	0	0	0	0	0	0	9	9	3.86	0.857
Bob McClure, L ERA: 3.5	(7, 1)	1.1		6	1	0	0	1	0	0	0	1	0	0	8	8	0.00	0.750
Tim Burke, R ERA: 2.56	(9, 1)	1.0		4	1	0	0	1	0	0	0	0	0	0	6	6	0.00	1.000

PITCHER	IP	WLS	BF	H	R	ER	SO	BB	IBB	HBP	BLK	WP	HR	S	P	ERA	WHIP

TOP

Los Angeles Dodgers @ Montreal Expos

Olympic Stadium, Montreal, QB

Wed Sep 03 1986, 7:05 PM EDT

Att. 8,668 - Unknown

livebaseballscorecards.com

AB	35
R	5
H	10
RBI	5
BB	3
SO	3
LOB	18

1B: 6	SF: 1	WP: 1	PA: 40
2B: 3	SAC: 1	PB: 0	
3B: 0	DP: 1	SB: 3	
HR: 1	HBP: 0	CS: 0	

Los Angeles Dodgers @ Montreal Expos

Olympic Stadium, Montreal, QB

Wed Sep 03 1986, 7:05 PM EDT

Att. 8,668 - Unknown

livebaseballscorecards.com

BOTTOM

Batter	1	2	3	4	5	6	7	8	9	AB	R	H	RBI	BB	SO	LOB
Wallace Johnson, S (1, 3) OBP: 0.302, SLG: 0.352	3-1		F3		4-3		5-3			4	0	0	0	0	0	0
Mitch Webster, S (1, 8) OBP: 0.363, SLG: 0.425	F9		1B		K			F7		4	0	1	0	0	1	0
Tim Raines, S (1, 7) OBP: 0.410, SLG: 0.497	BB E 1B 1B		F9			FC6-4 1B SF7 1B		K		4	2	2	0	0	1	1
Andre Dawson, R (1, 9) OBP: 0.325, SLG: 0.475	E6 BB 1-2 1B		F6			FC6-4 1-2 1B		1B		4	1	2	0	0	0	2
Tim Wallach, R (1, 5) OBP: 0.314, SLG: 0.409	BBBB 1B 1-2 2-3 BB			1B 4-3 1B		FC6-4 1-2f 2-3		K		3	0	1	0	1	1	3
Vance Law, R (1, 4) OBP: 0.297, SLG: 0.319	1-3 2-H 3-H 1B			4-3 1-2		SF7 3-H			F3	3	0	1	3	0	0	1
Luis Rivera, R (1, 6) OBP: 0.281, SLG: 0.266		F9		2-2 1B		G3		BBBB BB		3	0	1	0	0	0	1
Bob McClure, R (7, 1) OBP: 0.333, SLG: 0.333										0	0	0	0	0	0	0
Tim Burke, R (9, 1)										0	0	0	0	0	0	0
Tom Foley, L (9, PH) OBP: 0.361, SLG: 0.389										0	0	0	0	1	0	0
Randy Hunt, R (1, 2)		K		K			F3		K	3	0	0	0	0	2	1
Herm Winningham, L (9, PH) OBP: 0.292, SLG: 0.368										1	0	0	0	0	1	1
Bob Sebra, R (1, 1) OBP: 0.333, SLG: 0.286					K					1	0	0	0	0	0	0
Andy McGaffigan, R (5, 1) OBP: 0.097, SLG: 0.067										1	0	0	0	0	1	0
Al Newman, S (7, 6) OBP: 0.295, SLG: 0.240										1	0	0	0	0	0	0
Wayne Krenchicki, L (9, PH) OBP: 0.311, SLG: 0.323		4-3					6-3		K	1	0	0	0	0	1	1
Inning Stats	R: 2 E: 1 K: 0 S: 5 H: 2 LOB: 2 BB: 1 P: 9	R: 0 E: 0 K: 1 S: 5 H: 0 LOB: 0 BB: 0 P: 5	R: 0 E: 0 K: 0 S: 4 H: 1 LOB: 1 BB: 0 P: 4	R: 0 E: 0 K: 1 S: 6 H: 2 LOB: 1 BB: 0 P: 6	R: 0 E: 0 K: 2 S: 7 H: 0 LOB: 0 BB: 0 P: 7	R: 1 E: 0 K: 0 S: 5 H: 2 LOB: 1 BB: 0 P: 5	R: 0 E: 0 K: 0 S: 3 H: 0 LOB: 0 BB: 0 P: 3	R: 0 E: 0 K: 2 S: 8 H: 1 LOB: 1 BB: 0 P: 8	R: 0 E: 0 K: 2 S: 7 H: 0 LOB: 1 BB: 1 P: 11	1B: 8 2B: 0 3B: 0 HR: 0 SF: 1 SAC: 0 DP: 0 HBP: 0						

AB	33
R	3
H	8
RBI	3
BB	2
SO	8
LOB	11

WP: 0 PB: 0 SB: 0 CS: 0 PA: 36

PITCHER		IP	WLS	BF	H	R	ER	SO	BB	IBB	HBP	BLK	WP	HR	S	P	ERA	WHIP
Rick Honeycutt, L ERA: 2.91	(1, 1)	7.0	W	28	7	3	1	4	1	0	0	0	0	0	35	39	1.29	1.143
Ken Howell, R ERA: 3.13	(8, 1)	2.0	S	8	1	0	0	4	1	0	0	0	0	0	15	19	0.00	1.000

PITCHER	IP	WLS	BF	H	R	ER	SO	BB	IBB	HBP	BLK	WP	HR	S	P	ERA	WHIP

San Francisco Giants @ Montreal Expos

Olympic Stadium, Montreal, QB

Thu Sep 04 1986, 7:05 PM EDT

Att. 8,253 - Unknown

TOP

livebaseballscorecards.com

Batter	1	2	3	4	5	6	7	8	9	AB	R	H	RBI	BB	SO	LOB
Dan Gladden, R (1, 8) OBP: 0.361, SLG: 0.354	0-0 2-3 S 1B		0-0 5-3		0-0 FC6-4 1-2f			0-3 K		4	0	1	0	0	1	4
Robby Thompson, R (1, 4) OBP: 0.324, SLG: 0.369	0-0 2-3 1-3			0-0 5-3		0-3 K		0-3 K		4	0	0	0	0	2	2
Will Clark, L (1, 3) OBP: 0.334, SLG: 0.449	0-0 4-3			0-0 G3		0-0 4-3		0-0 4-3		4	0	0	0	0	0	2
Candy Maldonado, R (1, 7) OBP: 0.307, SLG: 0.486	0-0 6-3			0-0 L4		0-0 4-3			0-0 HR	4	1	1	1	0	0	1
Chili Davis, S (1, 9) OBP: 0.369, SLG: 0.414		0-3 K			0-0 HBP CI 1B		0-0 F8 2B		0-0 HR	4	1	3	1	0	1	0
Bob Brenly, R (1, 5) OBP: 0.355, SLG: 0.385		0-0 F9			0-1 CI HBP 1-2		0-0 F3		0-3 K	3	0	0	0	0	1	1
Bob Melvin, R (1, 2) OBP: 0.265, SLG: 0.327		0-3 K			0-3 K		0-0 F8 2-3		0-0 1B	3	0	0	0	0	2	3
Mike Aldrete, L (9, PH) OBP: 0.353, SLG: 0.399										1	0	1	0	0	0	0
Luis Quinones, S (1, 6) OBP: 0.232, SLG: 0.295			0-0 L3		1-0 FC6-4 HBP 1-2 2-3		0-0 F9		0-3 K	2	0	0	0	0	0	1
Michael LaCoss, R (1, 1) OBP: 0.241, SLG: 0.365			0-0 F8		0-3 K			4-0 BB	0-3 K	2	0	0	0	0	1	3
Frank Williams, R (7, 1) OBP: 0.500, SLG: 0.500										0	0	0	0	0	0	0
Jose Uribe, S (7, 6) OBP: 0.301, SLG: 0.278										0	0	0	0	1	0	0
Harry Spilman, L (9, PH) OBP: 0.323, SLG: 0.447										1	0	0	0	0	1	1
Joel Youngblood, R (9, PH) OBP: 0.295, SLG: 0.372										1	0	0	0	0	1	1

	AB	33
	R	2
	H	6
	RBI	2
	BB	1
	SO	10
	LOB	19

Inning Stats	1	2	3	4	5	6	7	8	9	1B: 3	SF: 0	WP: 0	PA: 36
	R: 0 H: 1 E: 0 LOB: 1 K: 0 BB: 0 S: 4 P: 4	R: 0 H: 0 E: 0 LOB: 0 K: 2 BB: 0 S: 7 P: 7	R: 0 H: 0 E: 0 LOB: 0 K: 0 BB: 0 S: 3 P: 3	R: 0 H: 0 E: 0 LOB: 0 K: 0 BB: 0 S: 3 P: 3	R: 0 H: 1 E: 1 LOB: 3 K: 2 BB: 0 S: 9 P: 10	R: 0 H: 0 E: 0 LOB: 0 K: 1 BB: 0 S: 5 P: 5	R: 0 H: 1 E: 0 LOB: 1 K: 0 BB: 0 S: 4 P: 4	R: 0 H: 0 E: 0 LOB: 1 K: 2 BB: 1 S: 7 P: 11	R: 2 H: 3 E: 0 LOB: 1 K: 3 BB: 0 S: 12 P: 12	2B: 1 SAC: 0	PB: 0	
										3B: 0 DP: 0	SB: 1	
										HR: 2 HBP: 1	CS: 0	

PITCHER		IP	WLS	BF	H	R	ER	SO	BB	IBB	HBP	BLK	WP	HR	S	P	ERA	WHIP
Bryn Smith, R ERA: 3.82	(1, 1)	8.0	W	32	5	2	2	7	1	0	1	0	0	2	44	49	2.25	0.750
Jeff Reardon, R ERA: 3.73	(9, 1)	1.0	S	4	1	0	0	3	0	0	0	0	0	0	10	10	0.00	1.000

PITCHER	IP	WLS	BF	H	R	ER	SO	BB	IBB	HBP	BLK	WP	HR	S	P	ERA	WHIP

Batter	1	2	3	4	5	6	7	8	9	AB	R	H	RBI	BB	SO	LOB
Tom Foley, L (1, 6) OBP: 0.364, SLG: 0.408	0-0 6-3 SH1-4 1B 1B		0-0 E6 S		0-0 HR		0-0 F8 ③			4	2	2	1	0	0	0
Mitch Webster, S (1, 8) OBP: 0.361, SLG: 0.422	0-0 ① SH1-4 1-2		0-0 ② F9		0-0 ③ G3			0-0 ① F7		3	0	0	0	0	0	1
Tim Raines, S (1, 7) OBP: 0.407, SLG: 0.493	0-0 ② 6-3 2-3		0-0 ③ F8 1-2			0-0 ① 4-3		0-0 ② 6-3		4	0	0	0	0	0	2
Andre Dawson, R (1, 9) OBP: 0.324, SLG: 0.473	0-0 3-H 1B			0-0 ① F9		0-0 ② F8		0-0 ③ 6-3		4	0	1	1	0	0	0
Tim Wallach, R (1, 5) OBP: 0.313, SLG: 0.406	0-0 ③ 6-3			0-0 ② F7		0-0 ③ 6-3				3	0	0	0	0	0	1
Andres Galarraga, R (1, 3) OBP: 0.323, SLG: 0.387		0-0 ① 6-3		0-0 1B			B B B B 4-0 2B BB			2	1	1	0	1	0	0
Vance Law, R (1, 4) OBP: 0.297, SLG: 0.322		S S S 0-3 ② K		0-0 ③ F8			0-0 1-H 1B 2B			3	1	1	1	0	1	1
Dann Bilardello, R (1, 2) OBP: 0.230, SLG: 0.239		0-0 ③ G3			S S S 0-3 ① K		S S S 0-3 ① K			3	0	0	0	0	2	1
Bryn Smith, R (1, 1) OBP: 0.183, SLG: 0.196 Jeff Reardon, R (9, 1) OBP: 0.143, SLG: 0.143			S S S 0-3 ① K		0-0 ② 5-3		0-0 ② 2-H 1B			3 0	0 0	1 0	1 0	0 0	1 0	0 0
Inning Stats	R: 1 H: 2 E: 0 LOB: 1 K: 0 BB: 0 S: 5 P: 5	R: 0 H: 0 E: 0 LOB: 0 K: 1 BB: 0 S: 5 P: 5	R: 0 H: 0 E: 1 LOB: 1 K: 1 BB: 0 S: 6 P: 6	R: 0 H: 1 E: 0 LOB: 1 K: 0 BB: 0 S: 4 P: 4	R: 1 H: 1 E: 0 LOB: 0 K: 1 BB: 0 S: 6 P: 6	R: 0 H: 0 E: 0 LOB: 0 K: 0 BB: 0 S: 3 P: 3	R: 2 H: 2 E: 0 LOB: 0 K: 1 BB: 1 S: 6 P: 10	R: 0 H: 0 E: 0 LOB: 0 K: 0 BB: 0 S: 3 P: 3		1B: 4 SF: 0 2B: 1 SAC: 1 3B: 0 DP: 0 HR: 1 HBP: 0				WP: 0 PA: 31 PB: 0 SB: 1 CS: 0		

PITCHER		IP	WLS	BF	H	R	ER	SO	BB	IBB	HBP	BLK	WP	HR	S	P	ERA	WHIP
Michael LaCoss, R ERA: 3.89	(1, 1)	6.0	L	25	5	4	4	3	1	0	0	0	0	1	30	34	6.00	1.000
Frank Williams, R ERA: 1.31	(7, 1)	2.0		6	1	0	0	1	0	0	0	0	0	0	8	8	0.00	0.500

PITCHER	IP	WLS	BF	H	R	ER	SO	BB	IBB	HBP	BLK	WP	HR	S	P	ERA	WHIP

BOTTOM

San Francisco Giants @ Montreal Expos

Olympic Stadium, Montreal, QB

Thu Sep 04 1986, 7:05 PM EDT

Att. 8,253 - Unknown

livebaseballscorecards.com

AB	29
R	4
H	6
RBI	4
BB	1
SO	4
LOB	6

San Francisco Giants @ Montreal Expos

Olympic Stadium, Montreal, QB

Fri Sep 05 1986, 7:05 PM EDT

Att. 10,237 - Unknown

TOP

livebaseballscorecards.com

Batter	1	2	3	4	5	6	7	8	9	AB	R	H	RBI	BB	SO	LOB
Will Clark, L (1, 3) OBP: 0.332, SLG: 0.445	0-0 ① 4-3		0-0 ① G1 1-2	0-0 2-H 1B			0-0 ② 4-3	0-0 ③ FC6-4 1-2f		5	0	1	1	0	0	3
Robby Thompson, R (1, 4) OBP: 0.324, SLG: 0.370	0-0 ② 4-3		0-0 ② 5-3	0-0 ③ F8			0-0 2B 1B		0-0 SH1-4 HR 1B	5	1	2	0	0	0	2
Mike Aldrete, L (1, 7) OBP: 0.356, SLG: 0.414 Randy Kutcher, R (8, 8) OBP: 0.263, SLG: 0.407	0-0 PB 2B		0-3 ③ K		0-3 ① K		0-0 1-3 2B		0-0 ① SH1-4 1-2	4 0	0 0	2 0	0 0	0 0	2 0	1 0
Candy Maldonado, R (1, 9) OBP: 0.306, SLG: 0.481 (8, 7)	0-0 ③ 4-3 2-3			0-0 1B WP 2B 1B	0-3 ② K		0-3 ③ K		0-0 ② 5-3	5	1	1	0	0	2	4
Chili Davis, S (1, 8) OBP: 0.371, SLG: 0.417 (8, 9)		0-0 G3 CS 2B		0-0 2B E 1-3 1B	0-0 ③ F8			0-0 ① 4-3	4-0 HR IBB	4	2	2	0	1	0	0
Bob Brenly, R (1, 5) OBP: 0.352, SLG: 0.382		0-0 ① G3 2-3		0-0 ① F3		0-0 ① F5		0-3 ② K	0-0 1-H 2-H HR	3	0	0	0	0	0	3
Bob Melvin, R (1, 2) OBP: 0.272, SLG: 0.339		BBBB 4-0 BB		0-0 1-3 E 3-H 2B		0-0 ② 5-3		0-0 1B 2B	0-3 ③ K	4	2	2	1	1	1	0
Jose Uribe, S (1, 6) OBP: 0.301, SLG: 0.278		SSS 0-3 ② ③ K 3-H		0-0 FC 1B 2-H 3-H		SSS 0-3 ③ K		0-0 1B 2-H 1B		4	1	1	1	0	2	2
Vida Blue, S (1, 1) OBP: 0.220, SLG: 0.171 Juan Berenguer, R (6, 1) OBP: 0.167, SLG: 0.167 Scott Garrelts, R (6, 1) OBP: 0.214, SLG: 0.293 Luis Quinones, S (6, 5) OBP: 0.238, SLG: 0.300		BBBB 4-0 G1 BB		0-0 ② F8			SSS 0-3 ① K	0-0 FC6-4 2-3 1B		1 0 2 2	0 0 1 0	0 0 1 1	0 0 3 0	1 0 0 0	0 0 1 1	1 0 0 0
Inning Stats	R: 0 E: 0 K: 0 S: 4 H: 1 LOB: 1 BB: 0 P: 4	R: 0 E: 0 K: 1 S: 5 H: 1 LOB: 2 BB: 1 P: 9	R: 0 E: 0 K: 1 S: 5 H: 0 LOB: 1 BB: 1 P: 9	R: 4 E: 1 K: 0 S: 8 H: 4 LOB: 1 BB: 0 P: 8	R: 0 E: 0 K: 2 S: 7 H: 0 LOB: 0 BB: 0 P: 7	R: 0 E: 0 K: 1 S: 5 H: 0 LOB: 0 BB: 0 P: 5	R: 0 E: 0 K: 2 S: 9 H: 2 LOB: 2 BB: 0 P: 9	R: 1 E: 0 K: 1 S: 8 H: 3 LOB: 2 BB: 0 P: 8	R: 3 E: 0 K: 1 S: 7 H: 2 LOB: 0 BB: 1 P: 11	1B: 7 2B: 6 3B: 0 HR: 1	SF: 0 SAC: 1 DP: 1 HBP: 0						

	AB	39
	R	8
	H	13
	RBI	6
	BB	3
	SO	9
	LOB	16

	WP: 1	PA: 43
	PB: 1	
	SB: 0	
	CS: 1	

PITCHER		IP	WLS	BF	H	R	ER	SO	BB	IBB	HBP	BLK	WP	HR	S	P	ERA	WHIP
Jay Tibbs, R ERA: 3.99	(1, 1)	3.2		19	6	4	1	2	2	0	0	0	1	0	21	29	2.46	2.182
Andy McGaffigan, R ERA: 2.95	(4, 1)	2.1		7	0	0	0	3	0	0	0	0	0	0	13	13	0.00	0.000
Tim Burke, R ERA: 2.6	(7, 1)	2.0	L	11	5	1	1	3	0	0	0	0	0	0	17	17	4.50	2.500
Bert Roberge, R ERA: 7.64	(9, 1)	1.0		6	2	3	3	1	0	1	0	0	0	1	7	11	27.00	2.000

PITCHER		IP	WLS	BF	H	R	ER	SO	BB	IBB	HBP	BLK	WP	HR	S	P	ERA	WHIP

Batter	1	2	3	4	5	6	7	8	9	AB	R	H	RBI	BB	SO	LOB
Luis Rivera, R (1, 6) OBP: 0.293, SLG: 0.263 Tom Foley, L (6, PH) OBP: 0.360, SLG: 0.403 (7, 6)	BBBB 4-0 1B 1B BB	BBBB 4-0 FC6-4 1-2 BB		SSS 0-3 ③ K		x 0-0 ① F6 1-2		SSS 0-3 ③ K		1	1	0	0	2	1	0
										2	0	0	0	0	1	3
Mitch Webster, S (1, 8) OBP: 0.358, SLG: 0.418	x 0-0 ① F7	x 0-0 ③ FC6-4 1-2f			x 0-0 ① G3	x 0-0 ② SF8 2-3 3-H			x 0-0 ① F9	4	0	0	1	0	0	3
Tim Raines, S (1, 7) OBP: 0.409, SLG: 0.493	x 0-0 1B 1-2 1B		BBBB 4-0 G5-4-3 BB		x 0-0 ② 1-3	x 0-0 ③ F8 3-H			x 0-0 S 1B	4	0	2	0	1	0	0
Andre Dawson, R (1, 9) OBP: 0.325, SLG: 0.472	x 0-0 1-2 2-H 1B		x 0-0 ① ② G5-4-3 1-2f		x 0-0 1B 1B 1B		x 0-0 ① F6		SSS 0-3 ② K 1-2	5	1	2	1	0	1	2
Tim Wallach, R (1, 5) OBP: 0.313, SLG: 0.405	x 0-0 ② F9		BBBB 4-0 1B BB		x 0-0 1B 1-3 1B		x 0-0 ② F7		x 0-0 ③ 6-3	4	0	1	0	1	0	3
Andres Galarraga, R (1, 3) OBP: 0.325, SLG: 0.389	x 0-0 ③ F8		x 0-0 1-2 1B		x 0-0 1-3 3-H 1B		SSS 0-3 ③ K			4	0	2	1	0	1	2
Vance Law, R (1, 4) OBP: 0.298, SLG: 0.325 Al Newman, S (8, 4) OBP: 0.293, SLG: 0.238		x 0-0 F9 CS 2B	x 0-0 ③ F6		x 0-0 ③ F4			SSS 0-3 ① K		3	0	1	0	0	0	4
										1	0	0	0	0	1	0
Randy Hunt, R (1, 2) Wallace Johnson, S (8, PH) OBP: 0.299, SLG: 0.348 Bert Roberge, R (9, 1)		x 0-0 ① F9 2-3	x 0-0 ① 4-3			BBBB 4-0 1B SF8 BB		x 0-0 ② 1-3		2	1	0	0	1	0	1
										1	0	0	0	0	0	0
										0	0	0	0	0	0	0
Jay Tibbs, R (1, 1) OBP: 0.212, SLG: 0.167 Andy McGaffigan, R (4, 1) OBP: 0.094, SLG: 0.065 Herm Winningham, L (6, PH) OBP: 0.296, SLG: 0.373 Tim Burke, R (7, 1) Wayne Krenchicki, L (8, PH) OBP: 0.314, SLG: 0.323 Dann Bilardello, R (9, 2) OBP: 0.230, SLG: 0.239		BBBB 4-0 ② BB 3-H BB		SSS 0-3 ② K		x 0-0 SF8 S 1-3 PB 1B		BBBB 4-0 BB		0	0	0	0	1	0	0
										1	0	0	0	0	1	0
										1	1	1	0	0	0	0
										0	0	0	0	0	0	0
										0	0	0	0	1	0	0
										0	0	0	0	0	0	0
Inning Stats	R: 1 E: 0 K: 0 S: 5 H: 2 LOB: 2 BB: 1 P: 9	R: 0 E: 0 K: 0 S: 3 H: 1 LOB: 2 BB: 2 P: 11	R: 0 E: 0 K: 0 S: 3 H: 1 LOB: 2 BB: 2 P: 11	R: 0 E: 0 K: 2 S: 7 H: 0 LOB: 0 BB: 0 P: 7	R: 1 E: 0 K: 0 S: 6 H: 3 LOB: 2 BB: 0 P: 6	R: 2 E: 0 K: 0 S: 4 H: 1 LOB: 0 BB: 1 P: 8	R: 0 E: 0 K: 1 S: 5 H: 0 LOB: 0 BB: 0 P: 5	R: 0 E: 0 K: 2 S: 7 H: 0 LOB: 1 BB: 1 P: 11	R: 0 E: 0 K: 1 S: 6 H: 1 LOB: 1 BB: 0 P: 6	1B: 8 2B: 1 3B: 0 HR: 0	SF: 1 SAC: 0 DP: 1 HBP: 0						

PITCHER		IP	WLS	BF	H	R	ER	SO	BB	IBB	HBP	BLK	WP	HR	S	P	ERA	WHIP
Vida Blue, L ERA: 3.1	(1, 1)	5.0		25	7	2	2	2	5	0	0	0	0	0	24	44	3.60	2.400
Juan Berenguer, R ERA: 2.89	(6, 1)	0.0		2	1	2	1	0	1	0	0	0	0	0	1	5	∞	∞
Scott Garrelts, R ERA: 3.32	(6, 1)	4.0	W	14	1	0	0	4	1	0	0	0	0	0	21	25	0.00	0.500

PITCHER	IP	WLS	BF	H	R	ER	SO	BB	IBB	HBP	BLK	WP	HR	S	P	ERA	WHIP

BOTTOM

San Francisco Giants @ Montreal Expos

Olympic Stadium, Montreal, QB

Fri Sep 05 1986, 7:05 PM EDT

Att. 10,237 - Unknown

livebaseballscorecards.com

AB	33
R	4
H	9
RBI	3
BB	7
SO	6
LOB	18

WP: 0	PB: 1	SB: 2	CS: 1
PA: 41			

Batter	1	2	3	4	5	6	7	8	9	AB	R	H	RBI	BB	SO	LOB
Will Clark, L (1, 3) OBP: 0.331, SLG: 0.443	S S S 0-3 ① K		x 0-0 ③ F9			x 0-0 ② ③ L6-4 1-3		x 0-0 E S 1B		4	0	1	0	0	1	2
Robby Thompson, R (1, 4) OBP: 0.322, SLG: 0.367	S S S 0-3 ② K			S S S 0-3 ① K			x 0-0 ① 5-3	S S S 0-3 ② K		4	0	0	0	0	3	1
Mike Aldrete, L (1, 7) Dan Gladden, R (7, PR) OBP: 0.360, SLG: 0.352 (7, 8)	x 0-0 ③ 4-3			S S S 0-3 ② K			x 0-0 S 2B 1B	S S S 0-3 ③ K 1-3		3 1	0 1	1 0	0 0	0 0	1 1	0 1
Candy Maldonado, R (1, 9) OBP: 0.305, SLG: 0.481 (7, 7)		S S S 0-3 ① K		x 0-0 ③ F2			x 0-0 HBP 1-H 2B		S S S 0-3 ① K	4	0	1	1	0	2	0
Chili Davis, S (1, 8) OBP: 0.374, SLG: 0.417 (7, 9)		x 0-0 ② 4-3			x 0-0 L5-3 1B		4-0 HBP IBB		H 1-0 HBP	2	0	1	0	1	0	0
Bob Brenly, R (1, 5) OBP: 0.351, SLG: 0.379 (7, 2)		S S S 0-3 ③ K			x 0-0 ① ② L5-3 1-2		H 1-0 1-2 2-3 HBP		x 0-0 ② L6	3	0	0	0	0	1	2
Bob Melvin, R (1, 2) OBP: 0.270, SLG: 0.336 Harry Spilman, L (7, PH) OBP: 0.321, SLG: 0.444 Luis Quinones, S (7, 5) OBP: 0.235, SLG: 0.296			x 0-0 ① F8		x 0-0 ③ 5-3		x 0-0 ② F4		x 0-0 ③ F4	2 1 1	0 0 0	0 0 0	0 0 0	0 0 0	0 3 1	0 0 0
Jose Uribe, S (1, 6) OBP: 0.301, SLG: 0.278			x 0-0 ② 4-3			x 0-0 L6-4 BLK 1B	x 0-0 ③ F3			3	0	1	0	0	0	3
Kelly Downs, R (1, 1) OBP: 0.176, SLG: 0.125 Frank Williams, R (8, 1) OBP: 0.500, SLG: 0.500			B B B B 4-0 BB			x 0-0 ① B2		x 0-0 ① 4-3		2 0	0 0	0 0	0 0	1 0	0 0	1 0
Inning Stats	R: 0 E: 0 K: 2 S: 7 H: 0 LOB: 0 BB: 0 P: 7	R: 0 E: 0 K: 2 S: 7 H: 0 LOB: 0 BB: 0 P: 7	R: 0 E: 0 K: 0 S: 3 H: 0 LOB: 1 BB: 1 P: 7	R: 0 E: 0 K: 2 S: 7 H: 0 LOB: 0 BB: 0 P: 7	R: 0 E: 0 K: 0 S: 3 H: 1 LOB: 0 BB: 0 P: 3	R: 0 E: 0 K: 0 S: 3 H: 1 LOB: 0 BB: 0 P: 3	R: 1 E: 0 K: 0 S: 5 H: 2 LOB: 3 BB: 1 P: 10	R: 0 E: 0 K: 2 S: 8 H: 1 LOB: 1 BB: 0 P: 8	R: 0 E: 0 K: 1 S: 5 H: 0 LOB: 1 BB: 0 P: 6	1B: 4 2B: 3 3B: 0 HR: 0	SF: 0 SAC: 0 DP: 2 HBP: 2					

PITCHER		IP	WLS	BF	H	R	ER	SO	BB	IBB	HBP	BLK	WP	HR	S	P	ERA	WHIP
Dennis Martinez, R ERA: 5.38	(1, 1)	7.0		26	4	1	1	6	1	1	1	1	0	0	35	44	1.29	0.714
Bob McClure, L ERA: 3.44	(8, 1)	1.0	W	4	1	0	0	2	0	0	0	0	0	0	8	8	0.00	1.000
Jeff Reardon, R ERA: 3.68	(9, 1)	1.0	S	4	0	0	0	1	0	0	1	0	0	0	5	6	0.00	0.000

PITCHER	IP	WLS	BF	H	R	ER	SO	BB	IBB	HBP	BLK	WP	HR	S	P	ERA	WHIP

TOP

San Francisco Giants @ Montreal Expos

Olympic Stadium, Montreal, QB

Sat Sep 06 1986, 7:05 PM EDT

Att. 10,964 - Unknown

livebaseballscorecards.com

AB	30
R	1
H	5
RBI	1
BB	2
SO	9
LOB	14

WP: 0	PA: 34				
PB: 0					
SB: 2					
CS: 0					

Batter	1	2	3	4	5	6	7	8	9	AB	R	H	RBI	BB	SO	LOB
Herm Winningham, L (1, 8) OBP: 0.289, SLG: 0.363	K		4-3		F5		F9			4	0	0	0	0	1	3
Tom Foley, L (1, 4) OBP: 0.358, SLG: 0.400	5-3 1B		3-1			F6	6-3			4	0	1	0	0	0	3
Tim Raines, S (1, 7) OBP: 0.408, SLG: 0.493	5-3		K			E4 WP		1B E 2B		4	1	1	0	0	1	1
Andre Dawson, R (1, 9) OBP: 0.326, SLG: 0.471	K			L4		FC6-4 IBB		E 1B 1B		3	1	1	0	1	1	1
Tim Wallach, R (1, 5) OBP: 0.311, SLG: 0.401		F6		K		K		E5 1B		4	1	0	1	0	2	3
Andres Galarraga, R (1, 3) OBP: 0.328, SLG: 0.388		1B 1B		G3		FC6-4		1B IBB		3	0	1	0	1	0	2
Luis Rivera, R (1, 6) OBP: 0.313, SLG: 0.277		1B			6-3		FC3-6 BB	8-3 1B		3	0	2	2	1	0	0
Dann Bilardello, R (1, 2) OBP: 0.226, SLG: 0.235 Al Newman, S (7, PR) OBP: 0.293, SLG: 0.238 Bob McClure, R (8, 1) OBP: 0.333, SLG: 0.333 Wayne Krenchicki, L (8, PH) OBP: 0.313, SLG: 0.321 Jeff Reardon, R (9, 1) OBP: 0.143, SLG: 0.143		F7			5-3		FC3-6 F9 BB	8-3		3 0 0 1 0	0 0 0 0 0	0 0 0 0 0	0 0 0 0 0	0 0 0 0 0	0 0 0 0 0	3 0 0 1 0
Dennis Martinez, R (1, 1) OBP: 0.091, SLG: 0.095 Wallace Johnson, S (7, PH) OBP: 0.306, SLG: 0.348 Randy Hunt, R (8, 2)		4-3			BB		BB			1 0 0	0 0 0	0 0 0	0 0 0	1 1 0	0 0 0	2 0 0
Inning Stats	R: 0 H: 1 E: 0 LOB: 1 K: 2 BB: 0 S: 8 P: 8	R: 0 H: 2 E: 0 LOB: 2 K: 0 BB: 0 S: 5 P: 5	R: 0 H: 0 E: 0 LOB: 0 K: 1 BB: 0 S: 5 P: 5	R: 0 H: 0 E: 0 LOB: 0 K: 1 BB: 0 S: 5 P: 5	R: 0 H: 0 E: 0 LOB: 1 K: 0 BB: 1 S: 3 P: 7	R: 0 H: 0 E: 1 LOB: 2 K: 1 BB: 1 S: 6 P: 10	R: 0 H: 0 E: 0 LOB: 3 K: 0 BB: 2 S: 3 P: 11	R: 3 H: 3 E: 1 LOB: 0 K: 0 BB: 1 S: 5 P: 9		1B: 5 SF: 0 2B: 2 SAC: 0 3B: 0 DP: 1 HR: 0 HBP: 0						WP: 1 PA: 35 PB: 0 SB: 0 CS: 0

PITCHER		IP	WLS	BF	H	R	ER	SO	BB	IBB	HBP	BLK	WP	HR	S	P	ERA	WHIP
Kelly Downs, R ERA: 3.46	(1, 1)	7.0		30	4	1	1	5	3	1	0	0	1	0	36	52	1.29	1.000
Frank Williams, R ERA: 1.49	(8, 1)	1.0	L	5	2	2	1	0	0	1	0	0	0	0	4	8	9.00	2.000

PITCHER	IP	WLS	BF	H	R	ER	SO	BB	IBB	HBP	BLK	WP	HR	S	P	ERA	WHIP

BOTTOM

San Francisco Giants @ Montreal Expos

Olympic Stadium, Montreal, QB

Sat Sep 06 1986, 7:05 PM EDT

Att. 10,964 - Unknown

livebaseballscorecards.com

AB	30
R	3
H	6
RBI	3
BB	5
SO	5
LOB	19

Batter	1	2	3	4	5	6	7	8	9	AB	R	H	RBI	BB	SO	LOB
Dan Gladden, R (1, 8) OBP: 0.358, SLG: 0.349	F3		BBB 4-0 CS BB		SSS 0-3 K			SSS 0-3 K		3	0	0	0	1	2	0
Robby Thompson, R (1, 4) OBP: 0.323, SLG: 0.367	1-0 WP S 2B HBP		0-0 F7 1-2			0-0 F4		0-0 4-3		0	1	0	0	0	0	0
Luis Quinones, S (1, 4) OBP: 0.227, SLG: 0.286										3	0	0	0	0	0	1
Mike Aldrete, L (1, 3) OBP: 0.359, SLG: 0.418	0-0 F9 1-H 2B			0-0 F7		BBBB 4-0 BB		0-0 6-3		3	0	1	1	1	0	0
Candy Maldonado, R (1, 7) OBP: 0.304, SLG: 0.477	0-0 F9 2-3			BBB 4-0 E CI BB		SSS 0-3 K			0-0 F2	3	0	0	0	1	1	2
Chili Davis, S (1, 9) OBP: 0.371, SLG: 0.414	SSS 0-3 K			0-0 F7		SSS 0-3 K			0-0 F6	4	0	0	0	0	2	3
Bob Brenly, R (1, 5) OBP: 0.351, SLG: 0.377		0-0 F8		0-1 CI 1-2			SSS 0-3 K		BBBB 4-0 BB	2	0	0	0	1	1	0
Bob Melvin, R (1, 2) OBP: 0.266, SLG: 0.330		SSS 0-3 K		0-0 F9 1-1 2-3			0-0 5-3		SSS 0-3 K	4	0	0	0	0	2	3
Jose Uribe, S (1, 6) OBP: 0.301, SLG: 0.277		SSS 0-3 K			0-0 F4		BBBB 4-0 BB			2	0	0	0	1	1	0
Mike Krukow, R (1, 1) OBP: 0.171, SLG: 0.162			0-0 6-3		SSS 0-3 K		SSS 0-3 K			3	0	0	0	0	2	1
Inning Stats	R: 1 E: 0 K: 1 S: 6 H: 1 LOB: 1 BB: 0 P: 7	R: 0 E: 0 K: 2 S: 7 H: 0 LOB: 0 BB: 0 P: 7	R: 0 E: 0 K: 0 S: 2 H: 0 LOB: 0 BB: 1 P: 6	R: 0 E: 2 K: 0 S: 4 H: 0 LOB: 2 BB: 1 P: 8	R: 0 E: 0 K: 2 S: 7 H: 0 LOB: 0 BB: 0 P: 7	R: 0 E: 0 K: 2 S: 7 H: 0 LOB: 1 BB: 1 P: 11	R: 0 E: 0 K: 2 S: 7 H: 0 LOB: 1 BB: 1 P: 11	R: 0 E: 0 K: 1 S: 5 H: 0 LOB: 0 BB: 0 P: 5	R: 0 E: 0 K: 1 S: 5 H: 0 LOB: 1 BB: 1 P: 9	1B: 0 2B: 1 3B: 0 HR: 0	SF: 0 SAC: 0 DP: 0 HBP: 1						

TOP

San Francisco Giants @ Montreal Expos

Olympic Stadium, Montreal, QB

Sun Sep 07 1986, 3:33 AM EDT

Att. 15,171 - Unknown

livebaseballscorecards.com

AB	27
R	1
H	1
RBI	1
BB	5
SO	11
LOB	10

PITCHER		IP	WLS	BF	H	R	ER	SO	BB	IBB	HBP	BLK	WP	HR	S	P	ERA	WHIP
Floyd Youmans, R ERA: 3.42	(1, 1)	8.0	L	30	1	1	1	10	4	0	1	0	1	0	45	62	1.12	0.625
Tim Burke, R ERA: 2.57	(9, 1)	1.0		4	0	0	0	1	1	0	0	0	0	0	5	9	0.00	1.000

PITCHER	IP	WLS	BF	H	R	ER	SO	BB	IBB	HBP	BLK	WP	HR	S	P	ERA	WHIP

Batter	1	2	3	4	5	6	7	8	9	AB	R	H	RBI	BB	SO	LOB
Wallace Johnson, S (1, 3) OBP: 0.314, SLG: 0.347	BBBB 4-0 BB BB BB	x 0-0 ③ F4			x 0-0 ③ 3-1			x 0-0 1B		3	0	1	0	1	0	1
Tom Foley, L (1, 4) OBP: 0.352, SLG: 0.392	x 0-0 ① F8		SSS 0-3 ① K			x 0-0 ① F8		SSS 0-3 ③ K2-3		4	0	0	0	0	2	2
Tim Raines, S (1, 7) OBP: 0.409, SLG: 0.491	BBBB 4-0 BB 1-2 BB		x 0-0 ② F8			x 0-0 ② F7			BBBB 4-0 E S BB	2	0	0	0	2	0	0
Andre Dawson, R (1, 9) OBP: 0.326, SLG: 0.467	BBBB 4-0 1-2 2-3 BB		x 0-0 ③ F3			x 0-0 ③ F9			SSS 0-3 ① K	3	0	0	0	1	1	1
Mitch Webster, S (1, 8) OBP: 0.357, SLG: 0.416	x 0-0 ② F6			SSS 0-3 ① K			x 0-0 ① B5		BBBB 4-0 1-3 BB	3	0	0	0	1	1	3
Tim Wallach, R (1, 5) OBP: 0.309, SLG: 0.398	x 0-0 ③ F3			SSS 0-3 ② K			x 0-0 ② 5-3		x 0-0 ② F7	4	0	0	0	0	1	5
Luis Rivera, R (1, 6) OBP: 0.300, SLG: 0.264		SSS 0-3 ① K		SSS 0-3 ③ K			x 0-0 ③ F2		SSS 0-3 ③ K	4	0	0	0	0	3	2
Randy Hunt, R (1, 2) OBP: 0.143, SLG: 0.077 Herm Winningham, L (8, PH) OBP: 0.287, SLG: 0.361 Tim Burke, R (9, 1)		x 0-0 5-3 1B			x 0-0 ① 5-3			x 0-0 ① B4-3		2 1 0	0 0 0	1 0 0	0 0 0	0 0 0	0 0 0	0 0 0
Floyd Youmans, R (1, 1) OBP: 0.239, SLG: 0.226 Wayne Krenchicki, L (8, PH) OBP: 0.311, SLG: 0.319 Dann Bilardello, R (9, 2) OBP: 0.226, SLG: 0.235		x 0-0 ② 5-3 1-2			SSS 0-3 ② K			x 0-0 ② G3		2 1 0	0 0 0	0 0 0	0 0 0	0 0 0	1 0 0	1 0 0
Inning Stats	R: 0 H: 0 E: 0 LOB: 3 K: 0 BB: 3 S: 3 P: 15	R: 0 H: 1 E: 0 LOB: 1 K: 1 BB: 0 S: 6 P: 6	R: 0 H: 0 E: 0 LOB: 0 K: 1 BB: 0 S: 5 P: 5	R: 0 H: 0 E: 0 LOB: 0 K: 3 BB: 0 S: 9 P: 9	R: 0 H: 0 E: 0 LOB: 0 K: 1 BB: 0 S: 5 P: 5	R: 0 H: 0 E: 0 LOB: 0 K: 0 BB: 0 S: 3 P: 3	R: 0 H: 0 E: 0 LOB: 0 K: 0 BB: 0 S: 3 P: 3	R: 0 H: 1 E: 0 LOB: 1 K: 1 BB: 0 S: 6 P: 6	R: 0 H: 0 E: 0 LOB: 2 K: 2 BB: 2 S: 7 P: 15	1B: 2 SF: 0 2B: 0 SAC: 0 3B: 0 DP: 0 HR: 0 HBP: 0						WP: 0 PA: 34 PB: 0 SB: 1 CS: 0	

PITCHER	IP	WLS	BF	H	R	ER	SO	BB	IBB	HBP	BLK	WP	HR	S	P	ERA	WHIP
Mike Krukow, R (1, 1) ERA: 3.15	9.0	W	34	2	0	0	9	5	0	0	0	0	0	47	67	0.00	0.778

PITCHER	IP	WLS	BF	H	R	ER	SO	BB	IBB	HBP	BLK	WP	HR	S	P	ERA	WHIP

BOTTOM

San Francisco Giants @ Montreal Expos

Olympic Stadium, Montreal, QB

Sun Sep 07 1986, 3:33 AM EDT

Att. 15,171 - Unknown

livebaseballscorecards.com

AB	29
R	0
H	2
RBI	0
BB	5
SO	9
LOB	15

Batter	1	2	3	4	5	6	7	8	9	AB	R	H	RBI	BB	SO	LOB
Luis Rivera, R (1, 6) OBP: 0.305, SLG: 0.283	x 0-0 ① F7		S S S 0-3 ② K		x 0-0 ① F8		x 0-0 2-H HR 2B	x 0-0 BB 1B 1B 1B		5	2	2	1	0	1	0
Mitch Webster, S (1, 8) OBP: 0.358, SLG: 0.422	x 0-0 ② 6-3		x 0-0 ③ F8		S S S 0-3 ② K		x 0-0 2-H HR	x 0-0 1-2 BB 1B 1B		5	2	2	2	0	1	0
Tim Raines, S (1, 7) OBP: 0.410, SLG: 0.491	x 0-0 FC5-4 1B			x 0-0 ① L5	x 0-0 ③ F9		x 0-0 1B 1B 1B	B B B B 4-0 1-2 2-3 1B BB		4	1	2	0	1	0	0
Andre Dawson, R (1, 9) OBP: 0.329, SLG: 0.469 Herm Winningham, L (8, 9) OBP: 0.287, SLG: 0.361	x 0-0 ③ FC5-4 1-2f			x 0-0 ② F9		x 0-0 4-3 1B	x 0-0 1-3 1B 1B 1B	x 0-0 1-3 2-H 3-H 1B		5 0	1 0	3 0	2 0	0 0	0 0	1 0
Andres Galarraga, R (1, 3) OBP: 0.333, SLG: 0.390		x 0-0 FC5-3-2 1B 1B	B B B B 4-0 3B BB			S S S 0-3 ① K	x 0-0 1-2 3-H 1B 1B	S S S 0-3 ③ K		4	1	2	1	1	2	3
Jim Wohlford, R (1, 5) OBP: 0.286, SLG: 0.359 Wayne Krenchicki, L (6, 5) OBP: 0.313, SLG: 0.321		x 0-0 1-2 FC5-3-2 1B	x 0-0 1-H 2B 3B			x 0-0 ② ③ 4-3 1-2f	x 0-0 1-2 2-H 1B		x 0-0 ① 4-3	3 2	1 0	2 1	1 1	0 0	0 0	1 0
Tom Foley, L (1, 4) OBP: 0.348, SLG: 0.392		x 0-0 ① F6	x 0-0 3-H 2B				B3 F7		x 0-0 ② 6-3	5	0	1	1	0	0	4
Dann Bilardello, R (1, 2) OBP: 0.220, SLG: 0.228		x 0-0 ② ③ FC5-3-2 1-H 2-3	x 0-0 E5 FC6-4				x 0-0 ② 1-3	x 0-0 ① 6-3	S S S 0-3 ③ K	5	0	0	0	0	1	3
Bob Sebra, R (1, 1) OBP: 0.316, SLG: 0.333			x 0-0 ① F7	x 0-0 ③ FC6-4 1-2f			x 0-0 2B 2B	S S S 0-3 ② K		4	1	1	0	0	1	2
Inning Stats	R: 0 E: 0 K: 0 S: 4 H: 1 LOB: 1 BB: 0 P: 4	R: 0 E: 1 K: 0 S: 4 H: 2 LOB: 1 BB: 0 P: 4	R: 0 E: 0 K: 1 S: 5 H: 0 LOB: 0 BB: 0 P: 5	R: 2 E: 1 K: 0 S: 6 H: 2 LOB: 2 BB: 1 P: 10	R: 0 E: 0 K: 1 S: 5 H: 0 LOB: 0 BB: 0 P: 5	R: 0 E: 0 K: 1 S: 5 H: 1 LOB: 0 BB: 0 P: 5	R: 5 E: 0 K: 0 S: 10 H: 7 LOB: 2 BB: 0 P: 10	R: 2 E: 0 K: 2 S: 10 H: 3 LOB: 2 BB: 1 P: 14	R: 0 E: 0 K: 1 S: 5 H: 0 LOB: 0 BB: 0 P: 5	1B: 11 2B: 5 3B: 1 HR: 1 SF: 0 SAC: 0 DP: 2 HBP: 0						

PITCHER		IP	WLS	BF	H	R	ER	SO	BB	IBB	HBP	BLK	WP	HR	S	P	ERA	WHIP
Bob Ojeda, L ERA: 2.82	(1, 1)	6.2	L	30	10	6	6	3	1	0	0	0	0	1	35	39	8.10	1.650
Rick Anderson, R ERA: 2.95	(7, 1)	1.1		11	6	3	3	2	1	0	0	0	0	0	14	18	20.25	5.250
John Mitchell, R ERA:	(9, 1)	1.0		3	0	0	0	1	0	0	0	0	0	0	5	5	0.00	0.000

PITCHER	IP	WLS	BF	H	R	ER	SO	BB	IBB	HBP	BLK	WP	HR	S	P	ERA	WHIP

TOP

Montreal Expos @ New York Mets

Shea Stadium, Flushing, NY

Mon Sep 08 1986, 7:05 PM EDT

Att. 24,964 - Unknown

livebaseballscorecards.com

AB	42
R	9
H	16
RBI	9
BB	2
SO	6
LOB	14

1B: 11	SF: 0	WP: 0	PA: 44
2B: 5	SAC: 0	PB: 0	
3B: 1	DP: 2	SB: 0	
HR: 1	HBP: 0	CS: 0	

Batter	1	2	3	4	5	6	7	8	9	AB	R	H	RBI	BB	SO	LOB
Lenny Dykstra, L (1, 8) OBP: 0.379, SLG: 0.459	F3		BB 1B		F9			F8		4	0	1	0	0	0	1
Wally Backman, S (1, 4) OBP: 0.384, SLG: 0.384	4-3		BBBB 1-2 BB			F9		4-3		3	0	0	0	1	0	0
Keith Hernandez, L (1, 3) OBP: 0.406, SLG: 0.442	F7		F7			SSS K			3-1	4	0	0	0	0	1	2
Gary Carter, R (1, 2) OBP: 0.333, SLG: 0.433		1B		F7		SSS K			SSS K	4	0	1	0	0	2	0
Darryl Strawberry, L (1, 9) OBP: 0.353, SLG: 0.484		SSS K		F7			F6		HR	4	1	1	1	0	1	1
Mookie Wilson, S (1, 7) OBP: 0.358, SLG: 0.449		F9		F7			F6		G3	4	0	0	0	0	0	1
Ray Knight, R (1, 5) OBP: 0.353, SLG: 0.415		SSS K			F4		1B			3	0	1	0	0	1	1
Rafael Santana, R (1, 6) OBP: 0.281, SLG: 0.254			F4		L4		F6			3	0	0	0	0	0	1
Bob Ojeda, L (1, 1) OBP: 0.125, SLG: 0.111 Rick Anderson, R (7, 1) OBP: 0.100, SLG: 0.100 Lee Mazzilli, S (8, PH) OBP: 0.361, SLG: 0.320 John Mitchell, R (9, 1)			SSS K		1B			SSS K		2 0 1 0	0 0 0 0	1 0 0 0	0 0 0 0	0 0 0 0	1 0 1 0	0 0 0 0
Inning Stats	R: 0 H: 0 E: 0 LOB: 0 K: 0 BB: 0 S: 3 P: 3	R: 0 H: 1 E: 0 LOB: 1 K: 2 BB: 0 S: 8 P: 8	R: 0 H: 1 E: 0 LOB: 2 K: 1 BB: 1 S: 6 P: 10	R: 0 H: 0 E: 0 LOB: 0 K: 0 BB: 0 S: 3 P: 3	R: 0 H: 1 E: 0 LOB: 1 K: 0 BB: 0 S: 4 P: 4	R: 0 H: 0 E: 0 LOB: 0 K: 2 BB: 0 S: 7 P: 7	R: 0 H: 1 E: 0 LOB: 1 K: 0 BB: 0 S: 4 P: 4	R: 0 H: 0 E: 0 LOB: 0 K: 1 BB: 0 S: 5 P: 5	R: 1 H: 1 E: 0 LOB: 0 K: 1 BB: 0 S: 6 P: 6	1B: 4 SF: 0 2B: 0 SAC: 0 3B: 0 DP: 0 HR: 1 HBP: 0						WP: 0 PA: 33 PB: 0 SB: 0 CS: 0	

PITCHER	IP	WLS	BF	H	R	ER	SO	BB	IBB	HBP	BLK	WP	HR	S	P	ERA	WHIP
Bob Sebra, R (1, 1) ERA: 3.92	9.0	W	33	5	1	1	7	1	0	0	0	0	1	46	50	1.00	0.667

PITCHER	IP	WLS	BF	H	R	ER	SO	BB	IBB	HBP	BLK	WP	HR	S	P	ERA	WHIP

BOTTOM

Montreal Expos @ New York Mets

Shea Stadium, Flushing, NY

Mon Sep 08 1986, 7:05 PM EDT

Att. 24,964 - Unknown

livebaseballscorecards.com

AB	32
R	1
H	5
RBI	1
BB	1
SO	7
LOB	7

Montreal Expos @ New York Mets

Shea Stadium, Flushing, NY

Tue Sep 09 1986, 7:05 PM EDT

Att. 26,867 - Unknown

TOP

livebaseballscorecards.com

Batter	1	2	3	4	5	6	7	8	9	AB	R	H	RBI	BB	SO	LOB
Tom Foley, L (1, 4) OBP: 0.345, SLG: 0.392	0-0 1B 1-3 2B		0-0 ① FC3-6 4-3 1-2f		0-0 ① 4-3		0-0 ② 4-3	0-0 ② F5		5	1	1	0	0	0	3
Mitch Webster, S (1, 8) OBP: 0.358, SLG: 0.421	0-0 1-3 9-2 2-3 1B		0-0 ② 4-3 1-2		0-0 ② F7		0-0 1B 1B	S S S 0-3 ③ K		5	0	2	0	0	1	3
Tim Raines, S (1, 7) OBP: 0.410, SLG: 0.490	0-0 ① 1-3 2-3 3-H		0-0 ③ F7		0-0 ③ 3-1		0-0 FC6-4 1-2 1B		0-0 HR 1B	5	1	2	1	0	0	2
Andre Dawson, R (1, 9) OBP: 0.330, SLG: 0.475	0-0 ②③ 9-2 3-Hf			0-0 ① 5-3		0-0 WP 1B 1B	0-0 ③ FC6-4 1-2f		0-0 1-H HR	5	1	2	2	0	0	3
Wayne Krenchicki, L (1, 5) OBP: 0.320, SLG: 0.328		0-0 FC6-4 1B		0-0 HR 1B		0-0 WP 1-2 1B		0-0 ① F7	S S S 0-3 ① K	5	1	3	0	0	1	0
Andres Galarraga, R (1, 3) OBP: 0.338, SLG: 0.411		S S S 0-3 ① K		0-0 1-H HR	S S S 0-3 ① K 1-2 2-3			0-0 WP 1B 1B 1B	0-0 1B 2B	5	3	3	2	0	2	3
Luis Rivera, R (1, 6) OBP: 0.300, SLG: 0.278		S S S 0-3 ② K	S S S 0-3 ② K			0-0 ② F3		0-0 1B WP 1-2 1B	0-0 ② F9	5	1	1	0	0	2	4
Dann Bilardello, R (1, 2) OBP: 0.222, SLG: 0.247 Bob McClure, R (6, 1) OBP: 0.333, SLG: 0.333 Wallace Johnson, S (8, PH) OBP: 0.320, SLG: 0.354 Randy Hunt, R (8, 2) OBP: 0.200, SLG: 0.143		0-0 ③ FC6-4 1-2f		0-0 HR		0-0 ③ F3		0-0 1B 1-3 2-H 1B	0-0 FC6-4 2-H 1B	3 0 1 1	1 0 0 0	1 0 1 1	1 0 1 1	0 0 0 0	0 0 0 0	3 0 0 0
Bryn Smith, R (1, 1) OBP: 0.194, SLG: 0.207 Andy McGaffigan, R (4, 1) OBP: 0.094, SLG: 0.065 Wilfredo Tejada, R (6, 2) Herm Winningham, L (8, PH) OBP: 0.287, SLG: 0.361 Jim Wohlford, R (8, PH) OBP: 0.294, SLG: 0.367 Tim Burke, R (8, 1) Bob Sebra, R (9, PH) OBP: 0.300, SLG: 0.316 Jeff Reardon, R (9, 1) OBP: 0.143, SLG: 0.143			0-0 FC3-6 1B	0-0 ③ F9			S S S 0-3 ① K	0-0 1-2 3-H 1B	0-0 ③ FC6-4 1-2f	2 0 1 0 1 0 1 0	0 0 0 0 0 0 0 0	1 0 0 0 1 0 1 0	0 0 0 0 1 0 1 0	0 0 1 0 0 0 0 0	0 0 0 0 0 0 0 1	0 0 0 0 0 0 0 0
Inning Stats	R: 1 H: 2 E: 0 LOB: 0 K: 0 BB: 0 S: 4 P: 4	R: 0 H: 1 E: 0 LOB: 1 K: 2 BB: 0 S: 8 P: 8	R: 0 H: 1 E: 0 LOB: 1 K: 0 BB: 0 S: 4 P: 4	R: 3 H: 3 E: 0 LOB: 0 K: 1 BB: 0 S: 8 P: 8	R: 0 H: 0 E: 0 LOB: 0 K: 0 BB: 0 S: 3 P: 3	R: 0 H: 2 E: 0 LOB: 2 K: 1 BB: 0 S: 7 P: 7	R: 0 H: 2 E: 0 LOB: 2 K: 1 BB: 0 S: 7 P: 7	R: 2 H: 4 E: 0 LOB: 2 K: 1 BB: 0 S: 9 P: 9	R: 3 H: 4 E: 0 LOB: 1 K: 1 BB: 0 S: 9 P: 9	1B: 14 SF: 0 2B: 3 SAC: 0 3B: 0 DP: 1 HR: 3 HBP: 0						

	AB	45
	R	9
	H	19
	RBI	9
	BB	0
	SO	7
	LOB	22

WP: 2 PA: 45
PB: 0
SB: 0
CS: 0

PITCHER		IP	WLS	BF	H	R	ER	SO	BB	IBB	HBP	BLK	WP	HR	S	P	ERA	WHIP
Rick Aguilera, R ERA: 4.13	(1, 1)	7.0		31	11	4	4	5	0	0	0	0	1	2	41	41	5.14	1.571
Roger McDowell, R ERA: 2.63	(8, 1)	0.1		4	3	2	2	0	0	0	0	0	1	0	4	4	54.00	9.000
Jesse Orosco, L ERA: 2.67	(8, 1)	1.2	L	10	5	3	3	2	0	0	0	0	0	1	14	14	16.20	3.000

PITCHER		IP	WLS	BF	H	R	ER	SO	BB	IBB	HBP	BLK	WP	HR	S	P	ERA	WHIP

Batter	1	2	3	4	5	6	7	8	9	AB	R	H	RBI	BB	SO	LOB
Lenny Dykstra, L (1, 8) OBP: 0.379, SLG: 0.458	3-1	PO, 2-H 1B		1B, 2-H 1B		K			FC1-6, 1-2f	5	1	2	2	0	1	2
Wally Backman, S (1, 4) OBP: 0.382, SLG: 0.382	4-3	PO, 1-2	G3	2-H 1B			6-3		F8	5	0	1	1	0	0	1
Keith Hernandez, L (1, 3) OBP: 0.406, SLG: 0.440	BB		FC5-4, 1B	F8			F8		6-3	4	0	1	0	1	0	2
Gary Carter, R (1, 2) OBP: 0.331, SLG: 0.429	1-3		FC5-4, 1-2f		K		F3			4	0	0	0	0	1	2
Darryl Strawberry, L (1, 9) OBP: 0.354, SLG: 0.491		E, 1B 1B	K		K			HR		4	2	2	1	0	2	1
Danny Heep, L (1, 7) OBP: 0.386, SLG: 0.426		E6, 5-3, 1-3 1B		2B 3B	L4			L7		4	2	1	0	0	0	1
Mookie Wilson, S (9, 7) OBP: 0.358, SLG: 0.449										0	0	0	0	0	0	0
Ray Knight, R (1, 5) OBP: 0.352, SLG: 0.416		5-3, 1-2		1B, 3-H 2B		K		5-3		4	1	1	1	0	1	2
Rafael Santana, R (1, 6) OBP: 0.283, SLG: 0.257		1-3, 1B, 2-H 3-H 1B		6-3		SH1-4, 1B		6-3		4	1	2	2	0	0	1
Rick Aguilera, R (1, 1) OBP: 0.234, SLG: 0.318		1-3, 1-2		6-3		SH1-4, 1-2			FC1-6, BB	2	0	0	0	0	0	2
Roger McDowell, R (8, 1) OBP: 0.333, SLG: 0.294										0	0	0	0	0	0	0
Jesse Orosco, R (8, 1)										0	0	0	0	0	0	0
Lee Mazzilli, S (9, PH) OBP: 0.365, SLG: 0.320										0	0	0	0	1	0	0
Inning Stats	R: 0 E: 0 K: 0 S: 3 H: 0 LOB: 1 BB: 1 P: 7	R: 3 E: 1 K: 0 S: 6 H: 3 LOB: 0 BB: 0 P: 6	R: 0 E: 0 K: 1 S: 6 H: 1 LOB: 1 BB: 0 P: 6	R: 3 E: 0 K: 0 S: 7 H: 4 LOB: 1 BB: 0 P: 7	R: 0 E: 0 K: 2 S: 7 H: 0 LOB: 0 BB: 0 P: 7	R: 0 E: 0 K: 2 S: 8 H: 1 LOB: 1 BB: 0 P: 8	R: 0 E: 0 K: 0 S: 3 H: 0 LOB: 0 BB: 0 P: 3	R: 1 E: 0 K: 0 S: 4 H: 1 LOB: 0 BB: 0 P: 4	R: 0 E: 1 K: 0 S: 3 H: 0 LOB: 1 BB: 1 P: 7	1B: 7 2B: 1 3B: 1 HR: 1	SF: 0 SAC: 1 DP: 0 HBP: 0						

PITCHER	IP	WLS	BF	H	R	ER	SO	BB	IBB	HBP	BLK	WP	HR	S	P	ERA	WHIP
Bryn Smith, R (1, 1) ERA: 3.94	3.2		19	7	6	4	1	1	0	0	0	0	0	20	24	9.82	2.182
Andy McGaffigan, R (4, 1) ERA: 2.9	2.0		8	2	0	0	3	0	0	0	0	0	0	14	14	0.00	1.000
Bob McClure, L (6, 1) ERA: 3.38	1.1		4	0	0	0	1	0	0	0	0	0	0	6	6	0.00	0.000
Tim Burke, R (8, 1) ERA: 2.64	1.0	W	4	1	1	1	0	0	0	0	0	0	1	4	4	9.00	1.000
Jeff Reardon, R (9, 1) ERA: 3.64	1.0	S	4	0	0	0	0	1	0	0	0	0	0	3	7	0.00	1.000

Montreal Expos @ New York Mets

Shea Stadium, Flushing, NY

Tue Sep 09 1986, 7:05 PM EDT

Att. 26,867 - Unknown

BOTTOM

livebaseballscorecards.com

AB	36
R	7
H	10
RBI	7
BB	2
SO	5
LOB	14

WP: 0 PB: 0 SB: 0 CS: 0 PA: 40

Montreal Expos @ New York Mets

Shea Stadium, Flushing, NY

Wed Sep 10 1986, 7:05 PM EDT

Att. 31,934 - Unknown

TOP

livebaseballscorecards.com

Batter	1	2	3	4	5	6	7	8	9	AB	R	H	RBI	BB	SO	LOB
Tom Foley, L (1, 4) OBP: 0.339, SLG: 0.385	3-1		F9			F9		F8		4	0	0	0	0	0	1
Mitch Webster, S (1, 8) OBP: 0.363, SLG: 0.425	BB FC4-6		1B			CS 1B		1B 1-3 1B		3	0	3	0	1	0	0
Tim Raines, S (1, 7) OBP: 0.411, SLG: 0.489	FC4-6 S 1-2f		4-3			BB 1-2		1-3 3-H 1B		3	0	1	1	1	0	2
Wayne Krenchicki, L (1, 5) OBP: 0.314, SLG: 0.322	F7 1-2			F8		4-3		K		4	0	0	0	0	1	4
Andres Galarraga, R (1, 3) OBP: 0.333, SLG: 0.404		5-3		6-3			F8	F9		4	0	0	0	0	0	2
Herm Winningham, L (1, 9) OBP: 0.281, SLG: 0.352		K		K			3-1		K	4	0	0	0	0	3	0
Luis Rivera, R (1, 6) OBP: 0.307, SLG: 0.273		HBP WP			5-3		BB		K	2	0	0	0	1	1	0
Wilfredo Tejada, R (1, 2)		K 1-2			6-3		F8		F6	4	0	0	0	0	1	2
Sergio Valdez, R (1, 1)			6-3		1-3			1B 1B 1B		2	0	0	0	0	0	0
Andy McGaffigan, R (7, 1) OBP: 0.094, SLG: 0.065										0	0	0	0	0	0	0
Bob McClure, R (7, 1) OBP: 0.333, SLG: 0.333										0	0	0	0	0	0	0
Wallace Johnson, S (8, PH) OBP: 0.327, SLG: 0.361										1	1	1	0	0	0	0
Bert Roberge, R (8, 1)										0	0	0	0	0	0	0
Inning Stats	R: 0 E: 0 K: 0 S: 3 H: 0 LOB: 1 BB: 1 P: 7	R: 0 E: 0 K: 2 S: 7 H: 0 LOB: 1 BB: 0 P: 8	R: 0 E: 0 K: 0 S: 4 H: 1 LOB: 1 BB: 0 P: 4	R: 0 E: 0 K: 1 S: 5 H: 0 LOB: 0 BB: 0 P: 5	R: 0 E: 0 K: 0 S: 3 H: 0 LOB: 0 BB: 0 P: 3	R: 0 E: 0 K: 0 S: 3 H: 1 LOB: 1 BB: 1 P: 7	R: 0 E: 0 K: 0 S: 3 H: 0 LOB: 1 BB: 1 P: 7	R: 1 E: 0 K: 1 S: 8 H: 3 LOB: 2 BB: 0 P: 8	R: 0 E: 0 K: 2 S: 7 H: 0 LOB: 0 BB: 0 P: 7	1B: 5 2B: 0 3B: 0 HR: 0 SF: 0 SAC: 0 DP: 0 HBP: 1						

AB	31
R	1
H	5
RBI	1
BB	3
SO	6
LOB	11

WP: 1 PB: 0 SB: 1 CS: 1 PA: 35

PITCHER	IP	WLS	BF	H	R	ER	SO	BB	IBB	HBP	BLK	WP	HR	S	P	ERA	WHIP
Ron Darling, R (1, 1) ERA: 3.03	8.0	W	32	5	1	1	4	3	0	1	0	1	0	36	49	1.12	1.000
Roger McDowell, R (9, 1) ERA: 2.61	1.0		3	0	0	0	2	0	0	0	0	0	0	7	7	0.00	0.000

PITCHER	IP	WLS	BF	H	R	ER	SO	BB	IBB	HBP	BLK	WP	HR	S	P	ERA	WHIP

Montreal Expos @ New York Mets

Shea Stadium, Flushing, NY

Wed Sep 10 1986, 7:05 PM EDT

Att. 31,934 - Unknown

BOTTOM

Batter	1	2	3	4	5	6	7	8	9	AB	R	H	RBI	BB	SO	LOB
Lenny Dykstra, L (1, 8) OBP: 0.379, SLG: 0.456	BBBB 4-0 PB 4-3 HR BB	x 0-0 FC4-6 1B		x 0-0 ① 3-1		x 0-0 ③ 6-3		x 0-0 ② F7		4	1	1	0	1	0	1
Wally Backman, S (1, 4) OBP: 0.382, SLG: 0.382	x 0-0 ① 4-3 1-2	x 0-0 ① FC4-6 BB 1-2f		x 0-0 1B 1B			x 0-0 1-3 1B SF7 1B	x 0-0 ③ 4-3		5	1	2	0	0	0	3
Keith Hernandez, L (1, 3) OBP: 0.410, SLG: 0.450	x 0-0 2-H HR	BBBB 4-0 1-2 BB		x 0-0 G1-4-3 1-3 1B			x 0-0 1-3 1-2 E 1B			3	2	3	2	1	0	0
Gary Carter, R (1, 2) OBP: 0.330, SLG: 0.427	x 0-0 HR 1B	x 0-0 ② F8		x 0-0 ②③ G1-4-3 1-2f			x 0-0 ① 1-3 1-2 2-3			4	1	1	0	0	0	6
Darryl Strawberry, L (1, 9) OBP: 0.351, SLG: 0.488	x 0-0 ② F9	x 0-0 ③ 3-1			x 0-0 ① F7		x 0-0 ② SF7 3-H			3	0	0	1	0	0	3
Mookie Wilson, S (1, 7) OBP: 0.359, SLG: 0.459	x 0-0 1-H HR		x 0-0 ① 6-3		SSS 0-3 ② K		x 0-0 E5 FC5-4 2-H 1B			4	1	2	2	0	1	0
Ray Knight, R (1, 5) OBP: 0.351, SLG: 0.413	BBBB 4-0 1B BB		x 0-0 ② L7		SSS 0-3 ③ K		x 0-0 ③ FC5-4 1-2f			3	0	0	0	1	1	1
Rafael Santana, R (1, 6) OBP: 0.285, SLG: 0.258	x 0-0 1-2 1B		BBBB 4-0 BB			x 0-0 ① 3-1		x 0-0 ① F9		3	0	1	0	1	0	0
Ron Darling, R (1, 1) OBP: 0.135, SLG: 0.127 Lee Mazzilli, S (8, PH) OBP: 0.369, SLG: 0.333 Roger McDowell, R (9, 1) OBP: 0.333, SLG: 0.294	x 0-0 ③ F4		x 0-0 ③ 6-3			x 0-0 ② 6-3		x 0-0 2B		3 1 0	0 0 0	0 1 0	0 0 0	0 0 0	0 0 0	3 0 0
Inning Stats	R: 4 H: 4 E: 0 LOB: 2 K: 0 BB: 2 S: 7 P: 15	R: 0 H: 1 E: 0 LOB: 2 K: 0 BB: 1 S: 4 P: 8	R: 0 H: 0 E: 0 LOB: 1 K: 0 BB: 1 S: 3 P: 7	R: 0 H: 2 E: 0 LOB: 1 K: 0 BB: 0 S: 4 P: 4	R: 0 H: 0 E: 0 LOB: 0 K: 2 BB: 0 S: 7 P: 7	R: 0 H: 0 E: 0 LOB: 0 K: 0 BB: 0 S: 3 P: 3	R: 2 H: 3 E: 1 LOB: 1 K: 0 BB: 0 S: 6 P: 6	R: 0 H: 1 E: 0 LOB: 1 K: 0 BB: 0 S: 4 P: 4		1B: 8 SF: 1 2B: 1 SAC: 0 3B: 0 DP: 1 HR: 2 HBP: 0						WP: 0 PA: 38 PB: 1 SB: 0 CS: 0

livebaseballscorecards.com

	AB	33
	R	6
	H	11
	RBI	5
	BB	4
	SO	2
	LOB	17

PITCHER		IP	WLS	BF	H	R	ER	SO	BB	IBB	HBP	BLK	WP	HR	S	P	ERA	WHIP
Sergio Valdez, R ERA: 7.5	(1, 1)	6.0	L	30	9	6	5	2	4	0	0	0	0	2	30	46	7.50	2.167
Andy McGaffigan, R ERA: 2.89	(7, 1)	0.1		1	0	0	0	0	0	0	0	0	0	0	1	1	0.00	0.000
Bob McClure, L ERA: 3.34	(7, 1)	0.2		3	1	0	0	0	0	0	0	0	0	0	3	3	0.00	1.500
Bert Roberge, R ERA: 7.23	(8, 1)	1.0		4	1	0	0	0	0	0	0	0	0	0	4	4	0.00	1.000

PITCHER	IP	WLS	BF	H	R	ER	SO	BB	IBB	HBP	BLK	WP	HR	S	P	ERA	WHIP

Montreal Expos @ St. Louis Cardinals

Busch Stadium, St. Louis, MO

Fri Sep 12 1986, 7:05 PM CDT

Att. 26,381 - Unknown

TOP

livebaseballscorecards.com

Batter	1	2	3	4	5	6	7	8	9	10	11	AB	R	H	RBI	BB	SO	LOB
Casey Candaele, S (1, 4) OBP: 0.200, SLG: 0.222	G3	4-3			F8			F9		K		5	0	0	0	0	1	2
Mitch Webster, S (1, 8) OBP: 0.359, SLG: 0.421	F9		K		F8			4-3		L4		5	0	0	0	0	1	1
Tim Raines, S (1, 7) OBP: 0.409, SLG: 0.485	E, BB		3-1		6-3			K		FC4-6, 1-2f		4	1	0	0	1	1	1
Andre Dawson, R (1, 9) OBP: 0.328, SLG: 0.474	E8, 1-H		5-3			6-3			3-1, 2B		6-3	5	0	1	0	0	0	0
Wayne Krenchicki, L (1, 5) OBP: 0.311, SLG: 0.319	F8			F7		3-1			3-1, 2-3		1B, 1B	5	1	1	0	0	0	2
Andres Galarraga, R (1, 3) OBP: 0.335, SLG: 0.404		1B, 1B		6-3		4-3			K		1B, 1B, 1-3	5	1	2	0	0	1	1
Tom Foley, L (1, 6) OBP: 0.343, SLG: 0.389							F7				K	3	1	2	0	0	0	0
Jim Wohlford, R (9, PH) OBP: 0.302, SLG: 0.367		CS, 1-3							IBB			0	0	0	0	1	0	0
Luis Rivera, R (9, 6) OBP: 0.304, SLG: 0.270				S								1	0	0	0	0	1	2
Randy Hunt, R (1, 2) OBP: 0.294, SLG: 0.250							G3		F8			2	0	2	2	0	0	0
Herm Winningham, L (7, PH) OBP: 0.279, SLG: 0.350		1-2, 3-H		1-H							1B, 1-2	1	0	0	0	0	0	0
Dann Bilardello, R (7, 2) OBP: 0.222, SLG: 0.247												0	0	0	0	0	0	0
Tim Wallach, R (9, PH) OBP: 0.308, SLG: 0.397												1	0	0	0	0	0	2
Tom Nieto, R (9, 2) OBP: 0.290, SLG: 0.339											3-H	1	0	1	1	0	0	0
Floyd Youmans, R (1, 1) OBP: 0.232, SLG: 0.219	F7		5-3		G3					FC4-6, 1B	1-2, 2-3	2	0	0	0	0	0	2
George Wright, S (7, PH) OBP: 0.256, SLG: 0.290												1	0	0	0	0	0	0
Bob McClure, R (7, 1) OBP: 0.333, SLG: 0.333												0	0	0	0	0	0	0
Wallace Johnson, S (10, PH) OBP: 0.333, SLG: 0.367												1	0	1	0	0	0	0
Andy McGaffigan, R (10, 1) OBP: 0.194, SLG: 0.065												0	0	0	0	0	0	0
Al Newman, S (11, PH) OBP: 0.297, SLG: 0.243												1	0	1	0	0	0	0
Jeff Reardon, R (11, 1) OBP: 0.143, SLG: 0.143												0	0	0	0	0	0	0

Inning Stats	1	2	3	4	5	6	7	8	9	10	11
	R: 1 E: 1 K: 0 S: 4 H: 0 LOB: 1 BB: 1 P: 8	R: 1 E: 0 K: 0 S: 5 H: 3 LOB: 1 BB: 0 P: 5	R: 0 E: 0 K: 1 S: 5 H: 0 LOB: 0 BB: 0 P: 5	R: 1 E: 0 K: 0 S: 5 H: 2 LOB: 1 BB: 0 P: 5	R: 0 E: 0 K: 0 S: 3 H: 0 LOB: 0 BB: 0 P: 3	R: 0 E: 0 K: 0 S: 3 H: 0 LOB: 0 BB: 0 P: 3	R: 0 E: 0 K: 0 S: 3 H: 0 LOB: 0 BB: 0 P: 3	R: 0 E: 0 K: 1 S: 5 H: 0 LOB: 0 BB: 0 P: 5	R: 0 E: 0 K: 1 S: 6 H: 1 LOB: 2 BB: 1 P: 10	R: 0 E: 0 K: 1 S: 6 H: 1 LOB: 1 BB: 0 P: 6	R: 1 E: 0 K: 1 S: 8 H: 4 LOB: 2 BB: 0 P: 8

1B: 10	SF: 0
2B: 1	SAC: 0
3B: 0	DP: 0
HR: 0	HBP: 0

WP: 0	PA: 45
PB: 0	
SB: 1	
CS: 1	

AB	43
R	4
H	11
RBI	3
BB	2
SO	5
LOB	13

PITCHER		IP	WLS	BF	H	R	ER	SO	BB	IBB	HBP	BLK	WP	HR	S	P	ERA	WHIP
Bob Forsch, R ERA: 2.87	(1, 1)	8.0		30	5	3	2	2	1	0	0	0	0	0	33	37	2.25	0.750
Ray Soff, R ERA: 2.08	(9, 1)	0.2		3	1	0	0	1	0	0	0	0	0	0	5	5	0.00	1.500
Ricky Horton, L ERA: 2.21	(9, 1)	0.0		1	0	0	0	0	0	1	0	0	0	0	0	4	∞	∞
Todd Worrell, R ERA: 2.09	(9, 1)	1.1		5	1	0	0	1	0	0	0	0	0	0	7	7	0.00	0.750
Joe Boever, R ERA: 1.93	(11, 1)	1.0	L	6	4	1	1	1	0	0	0	0	0	0	8	8	9.00	4.000

PITCHER		IP	WLS	BF	H	R	ER	SO	BB	IBB	HBP	BLK	WP	HR	S	P	ERA	WHIP

Batter	1	2	3	4	5	6	7	8	9	10	11	AB	R	H	RBI	BB	SO	LOB
Vince Coleman, S (1, 7) OBP: 0.314, SLG: 0.297	4-0 F9 S BB	0-0 6-3			0-3 K		0-0 B5-3		0-0 BLK 1B		0-0 6-3	5	0	1	0	1	1	1
Ozzie Smith, S (1, 6) OBP: 0.365, SLG: 0.325	0-0 F9 1-3		0-0 F5		4-0 BB			0-0 6-3	0-0 F9 1-2			4	0	0	0	1	0	2
Tom Herr, S (1, 4) OBP: 0.333, SLG: 0.324	0-0 F5		0-0 F6		0-0 3-1			0-0 BB 1B 1B		0-0 F7		5	0	1	0	0	0	3
Andy Van Slyke, L (1, 8) OBP: 0.351, SLG: 0.443	0-0 F8		0-3 K			0-0 S 1B 1B		0-0 F8		0-3 K		5	0	1	0	0	2	2
Terry Pendleton, S (1, 5) OBP: 0.281, SLG: 0.302		0-0 F7		0-0 F7		0-0 1-H 1B		0-0 BB 1-2 1B		0-0 2B		5	0	3	0	0	0	0
John Morris, L (1, 9) OBP: 0.289, SLG: 0.265		0-3 K		0-0 F8		0-3 K		4-0 1-2 2-3 BB		4-0 IBB		3	0	0	0	0	2	1
Tito Landrum, R (8, PH) (9, 9)												0	0	0	0	1	0	0
Curt Ford, L (10, PH) (11, 9) OBP: 0.316, SLG: 0.369												0	0	0	0	1	0	0
Jim Lindeman, R (1, 3) OBP: 0.350, SLG: 0.579												4	1	1	0	0	1	4
Ray Soff, R (9, 1)												0	0	0	0	0	0	0
Ricky Horton, L (9, 1) OBP: 0.143, SLG: 0.077												0	0	0	0	0	0	0
Todd Worrell, R (9, 1) OBP: 0.143, SLG: 0.429												0	0	0	0	0	0	0
Willie McGee, S (10, PH) OBP: 0.302, SLG: 0.354		0-0 BB HR 1B		0-3 K		0-0 6-3		0-0 1-3		0-3 K		1	0	0	0	0	1	2
Joe Boever, R (11, 1)												0	0	0	0	0	0	0
Michael LaValliere, L (1, 2) OBP: 0.309, SLG: 0.292	4-0 1-2 HR BB				4-0 SH3-4 BB		0-0 F6		0-0 F9		0-3 K	0	1	0	0	2	0	0
Fred Manrique, R (7, PH) OBP: 0.250, SLG: 1.000												1	0	0	0	0	0	0
Steve Lake, R (8, 2) OBP: 0.328, SLG: 0.377												1	0	0	0	0	0	0
José Oquendo, S (11, PH) OBP: 0.360, SLG: 0.347												1	0	0	0	0	1	0
Bob Forsch, R (1, 1) OBP: 0.174, SLG: 0.348	0-0 1-H 2-H HR				0-0 SH3-4 1-2		0-0 F9		0-3 K		0-0 F5	2	1	1	3	0	0	0
Clint Hurdle, L (9, 3) OBP: 0.320, SLG: 0.313												2	0	0	0	0	1	0
Inning Stats	R: 0 E: 0 K: 0 S: 3 H: 0 LOB: 1 BB: 1 P: 7	R: 3 E: 0 K: 1 S: 7 H: 2 LOB: 0 BB: 1 P: 11	R: 0 E: 0 K: 1 S: 5 H: 0 LOB: 0 BB: 0 P: 5	R: 0 E: 0 K: 1 S: 5 H: 0 LOB: 0 BB: 0 P: 5	R: 0 E: 0 K: 1 S: 5 H: 0 LOB: 2 BB: 2 P: 13	R: 0 E: 0 K: 1 S: 6 H: 2 LOB: 1 BB: 0 P: 6	R: 0 E: 0 K: 0 S: 3 H: 0 LOB: 0 BB: 0 P: 3	R: 0 E: 0 K: 0 S: 5 H: 2 LOB: 3 BB: 1 P: 9	R: 0 E: 0 K: 1 S: 6 H: 1 LOB: 1 BB: 0 P: 6	R: 0 E: 0 K: 2 S: 8 H: 1 LOB: 2 BB: 1 P: 12	R: 0 E: 0 K: 1 S: 5 H: 0 LOB: 0 BB: 0 P: 5							

PITCHER	IP	WLS	BF	H	R	ER	SO	BB	IBB	HBP	BLK	WP	HR	S	P	ERA	WHIP
Floyd Youmans, R (1, 1) ERA: 3.45	6.0		25	4	3	3	5	4	0	0	0	0	1	31	47	4.50	1.333
Bob McClure, L (7, 1) ERA: 3.2	3.0		13	3	0	0	1	1	0	0	1	0	0	14	18	0.00	1.333
Andy McGaffigan, R (10, 1) ERA: 2.87	1.0	W	5	1	0	0	2	0	1	0	0	0	0	8	12	0.00	1.000
Jeff Reardon, R (11, 1) ERA: 3.59	1.0	S	3	0	0	0	1	0	0	0	0	0	0	5	5	0.00	0.000

PITCHER	IP	WLS	BF	H	R	ER	SO	BB	IBB	HBP	BLK	WP	HR	S	P	ERA	WHIP

BOTTOM

Montreal Expos @ St. Louis Cardinals

Busch Stadium, St. Louis, MO

Fri Sep 12 1986, 7:05 PM CDT

Att. 26,381 - Unknown

livebaseballscorecards.com

AB	39
R	3
H	8
RBI	3
BB	6
SO	9
LOB	15

1B: 6	SF: 0	WP: 0	PA: 46
2B: 1	SAC: 1	PB: 0	
3B: 0	DP: 0	SB: 2	
HR: 1	HBP: 0	CS: 0	

Montreal Expos @ St. Louis Cardinals

Busch Stadium, St. Louis, MO

Sat Sep 13 1986, 7:05 PM CDT

Att. 34,988 - Unknown

TOP

livebaseballscorecards.com

Batter	1	2	3	4	5	6	7	8	9	AB	R	H	RBI	BB	SO	LOB
Casey Candaele, S (1, 4) OBP: 0.267, SLG: 0.308	5-3		6-3		2B		BB		G4-6-3 1-2f	4	0	1	0	1	0	2
Mitch Webster, S (1, 8) OBP: 0.359, SLG: 0.425	K		HR		F9		K 1-2			4	1	1	1	0	2	2
Tim Raines, S (1, 7) OBP: 0.406, SLG: 0.482	6-3		F8			F6		F8		4	0	0	0	0	0	0
Andre Dawson, R (1, 9) OBP: 0.327, SLG: 0.475		F3		2B		F7		F9		4	0	1	0	0	0	0
Tim Wallach, R (1, 5) OBP: 0.310, SLG: 0.397		F8		5-3		HR 1B		BB		3	1	1	0	1	0	1
Andres Galarraga, R (1, 3) OBP: 0.337, SLG: 0.417		2B 1B		K		1-H HR		F9		4	2	2	2	0	1	2
Luis Rivera, R (1, 6) OBP: 0.311, SLG: 0.298		1-H 1B 2B		K2-3		F5			1B 2B	4	1	2	1	0	1	1
Wilfredo Tejada, R (1, 2) OBP: 0.222, SLG: 0.222		2-H 1B			K		K		2-3 G4-6-3 1B	4	0	2	1	0	2	0
Dennis Martinez, R (1, 1) OBP: 0.077, SLG: 0.080 Jeff Reardon, R (9, 1) OBP: 0.143, SLG: 0.143			4-3		K		F9		K	4 0	0 0	0 0	0 0	0 0	2 0	2 0
Inning Stats	R: 0 E: 0 K: 1 S: 5 H: 0 LOB: 0 BB: 0 P: 5	R: 2 E: 0 K: 0 S: 5 H: 3 LOB: 1 BB: 0 P: 5	R: 1 E: 0 K: 0 S: 4 H: 1 LOB: 0 BB: 0 P: 4	R: 0 E: 0 K: 2 S: 8 H: 1 LOB: 1 BB: 0 P: 8	R: 0 E: 0 K: 2 S: 8 H: 1 LOB: 1 BB: 0 P: 8	R: 2 E: 0 K: 0 S: 5 H: 2 LOB: 0 BB: 0 P: 5	R: 0 E: 0 K: 2 S: 7 H: 0 LOB: 1 BB: 1 P: 11	R: 0 E: 0 K: 0 S: 3 H: 0 LOB: 1 BB: 1 P: 7	R: 0 E: 0 K: 1 S: 6 H: 2 LOB: 1 BB: 0 P: 6	1B: 4 2B: 4 3B: 0 HR: 2	SF: 0 SAC: 0 DP: 1 HBP: 0						

	AB	35
	R	5
	H	10
	RBI	5
	BB	2
	SO	8
	LOB	10

WP: 0 PB: 0 SB: 1 CS: 0 PA: 37

PITCHER		IP	WLS	BF	H	R	ER	SO	BB	IBB	HBP	BLK	WP	HR	S	P	ERA	WHIP
Greg Mathews, L (1, 1) ERA: 3.45	(1, 1)	5.0	L	20	6	3	3	5	0	0	0	0	0	1	30	30	5.40	1.200
Joe Boever, R (6, 1) ERA: 3.52	(6, 1)	3.0		13	2	2	2	2	2	0	0	0	0	1	15	23	6.00	1.333
Greg Bargar, R (9, 1) ERA: 5.79	(9, 1)	1.0		4	2	0	0	1	0	0	0	0	0	0	6	6	0.00	2.000

PITCHER	IP	WLS	BF	H	R	ER	SO	BB	IBB	HBP	BLK	WP	HR	S	P	ERA	WHIP

BOTTOM

Montreal Expos @ St. Louis Cardinals

Busch Stadium, St. Louis, MO

Sat Sep 13 1986, 7:05 PM CDT

Att. 34,988 - Unknown

livebaseballscorecards.com

Batter	1	2	3	4	5	6	7	8	9	AB	R	H	RBI	BB	SO	LOB
Vince Coleman, S (1, 7) OBP: 0.312, SLG: 0.294	1-3		L1			6-3		K		4	0	0	0	0	1	1
Ozzie Smith, S (1, 6) OBP: 0.366, SLG: 0.325	G3			F9 BLK BB		K		FC1-4 1B		3	0	1	0	1	1	0
Willie McGee, S (1, 8) OBP: 0.301, SLG: 0.353	L6			F7 1-2		1B		FC1-4 1-2f		4	0	1	0	0	0	2
Andy Van Slyke, L (1, 9) OBP: 0.347, SLG: 0.438		K		F9 2-3		G3			K	4	0	0	0	0	2	2
Terry Pendleton, S (1, 5) OBP: 0.279, SLG: 0.300		F8		4-3			F8		1-3	4	0	0	0	0	0	1
Jim Lindeman, R (1, 3) OBP: 0.292, SLG: 0.478		F4			F7		G3		E5 1B 1B	4	1	0	0	0	0	0
José Oquendo, S (1, 4) OBP: 0.364, SLG: 0.352			K		6-3		1B		1B 1-2	4	0	2	0	0	1	0
Michael LaValliere, L (1, 2) OBP: 0.315, SLG: 0.300 Tom Lawless, R (9, PR) OBP: 0.325, SLG: 0.324			SH5-4 1B		1B		F8		1-2 2-H 1B	4 0	0 0	3 0	1 0	0 0	0 0	1 0
Greg Mathews, R (1, 1) OBP: 0.075, SLG: 0.026 Clint Hurdle, L (5, PH) OBP: 0.316, SLG: 0.311 Joe Boever, R (6, 1) Curt Ford, L (8, PH) OBP: 0.314, SLG: 0.368 Greg Bargar, R (9, 1) John Morris, L (9, PH) OBP: 0.286, SLG: 0.262			SH5-4 1-2		5-3			4-3	F6	0 1 0 1 0 1	0 0 0 0 0 0	0 0 0 0 0 0	0 0 0 0 0 0	0 0 0 0 0 0	0 0 0 0 0 0	0 1 0 0 0 2
Inning Stats	R: 0 E: 0 K: 0 S: 3 H: 0 LOB: 0 BB: 0 P: 3	R: 0 E: 0 K: 1 S: 5 H: 0 LOB: 0 BB: 0 P: 5	R: 0 E: 0 K: 1 S: 6 H: 1 LOB: 1 BB: 0 P: 6	R: 0 E: 0 K: 0 S: 3 H: 0 LOB: 1 BB: 1 P: 7	R: 0 E: 0 K: 0 S: 4 H: 1 LOB: 1 BB: 0 P: 4	R: 0 E: 0 K: 1 S: 6 H: 1 LOB: 1 BB: 0 P: 6	R: 0 E: 0 K: 0 S: 4 H: 1 LOB: 1 BB: 0 P: 4	R: 0 E: 0 K: 1 S: 6 H: 1 LOB: 1 BB: 0 P: 6	R: 1 E: 1 K: 1 S: 8 H: 2 LOB: 2 BB: 0 P: 8	1B: 7 2B: 0 3B: 0 HR: 0	SF: 0 SAC: 1 DP: 0 HBP: 0						

	AB	34
	R	1
	H	7
	RBI	1
	BB	1
	SO	5
	LOB	10

PITCHER		IP	WLS	BF	H	R	ER	SO	BB	IBB	HBP	BLK	WP	HR	S	P	ERA	WHIP
Dennis Martinez, R ERA: 4.85	(1, 1)	8.2	W	35	7	1	0	5	1	0	0	1	0	0	44	48	0.00	0.923
Jeff Reardon, R ERA: 3.58	(9, 1)	0.1	S	1	0	0	0	0	0	0	0	0	0	0	1	1	0.00	0.000

PITCHER	IP	WLS	BF	H	R	ER	SO	BB	IBB	HBP	BLK	WP	HR	S	P	ERA	WHIP

Batter	1	2	3	4	5	6	7	8	9	AB	R	H	RBI	BB	SO	LOB
Casey Candaele, S (1, 4) OBP: 0.316, SLG: 0.313	4-3			G3		3B 1B		BB FC3-6		3	1	1	0	1	0	0
Mitch Webster, S (1, 8) OBP: 0.361, SLG: 0.431	CS 1B			BB		1-H 3B		F8		3	0	2	1	1	0	1
Tim Raines, S (1, 7) OBP: 0.403, SLG: 0.478	K 1-2			F7		L3		FC3-6 1-2f		4	0	0	0	0	1	4
Andre Dawson, R (1, 9) OBP: 0.325, SLG: 0.470		F6		F8		5-3		F7		4	0	0	0	0	0	3
Tim Wallach, R (1, 5) OBP: 0.308, SLG: 0.395		F8			6-3	F8			K	2	0	0	0	0	0	0
Luis Rivera, R (5, 6) OBP: 0.306, SLG: 0.292										2	0	0	0	0	1	1
Andres Galarraga, R (1, 3) OBP: 0.339, SLG: 0.416		6-3			6-3 2B BB		1B 1B		F8	3	1	1	0	1	0	0
Tom Foley, L (1, 6) OBP: 0.340, SLG: 0.385			F9		6-3 1-2		K		F8	2	0	0	0	0	0	1
Curt Brown, R (5, 1)										0	0	0	0	0	0	0
George Wright, S (7, PH) OBP: 0.255, SLG: 0.289										1	0	0	0	0	1	1
Tim Burke, R (7, 1)										0	0	0	0	0	0	0
Wallace Johnson, S (9, PH) OBP: 0.330, SLG: 0.364										1	0	0	0	0	0	0
Wilfredo Tejada, R (1, 2) OBP: 0.333, SLG: 0.417			6-3		2-H 2B		G4-6-3 1-3 1B			3	0	2	1	0	0	0
Bob Sebra, R (1, 1) OBP: 0.300, SLG: 0.316			4-3		3-1		G4-6-3 1-2f			0	0	0	0	0	0	0
Bert Roberge, R (1, 1)										1	0	0	0	0	0	0
Wayne Krenchicki, L (5, PH) OBP: 0.309, SLG: 0.316										2	0	0	0	0	0	3
Inning Stats	R: 0 E: 0 K: 1 S: 5 H: 1 LOB: 0 BB: 0 P: 5	R: 0 E: 0 K: 0 S: 3 H: 0 LOB: 0 BB: 0 P: 3	R: 0 E: 0 K: 0 S: 3 H: 0 LOB: 0 BB: 0 P: 3	R: 0 E: 0 K: 0 S: 3 H: 0 LOB: 1 BB: 1 P: 7	R: 1 E: 0 K: 0 S: 4 H: 1 LOB: 1 BB: 1 P: 8	R: 1 E: 0 K: 0 S: 5 H: 2 LOB: 1 BB: 0 P: 5	R: 0 E: 0 K: 1 S: 6 H: 2 LOB: 1 BB: 0 P: 6	R: 0 E: 0 K: 0 S: 3 H: 0 LOB: 1 BB: 1 P: 7	R: 0 E: 0 K: 1 S: 5 H: 0 LOB: 0 BB: 0 P: 5	1B: 4 2B: 1 3B: 1 HR: 0 SF: 0 SAC: 0 DP: 1 HBP: 0						

PITCHER	IP	WLS	BF	H	R	ER	SO	BB	IBB	HBP	BLK	WP	HR	S	P	ERA	WHIP
Danny Cox, R (1, 1) ERA: 3.13	9.0	W	34	6	2	2	3	3	0	0	0	0	0	37	49	2.00	1.000

PITCHER	IP	WLS	BF	H	R	ER	SO	BB	IBB	HBP	BLK	WP	HR	S	P	ERA	WHIP

TOP

Montreal Expos @ St. Louis Cardinals

Busch Stadium, St. Louis, MO

Sun Sep 14 1986, 3:33 AM CDT

Att. 28,569 - Unknown

livebaseballscorecards.com

AB	31
R	2
H	6
RBI	2
BB	3
SO	3
LOB	14

WP: 0 PB: 0 SB: 0 CS: 1 PA: 34

Batter	1	2	3	4	5	6	7	8	9	AB	R	H	RBI	BB	SO	LOB
Vince Coleman, S (1, 7) OBP: 0.313, SLG: 0.294	BLK E 1B K			BBBB 4-0 S 2B BB		FC5-4 CS S 1-2f		FC1-6 1B 1B 1-2f		4	3	1	0	1	1	4
Willie McGee, S (1, 8) OBP: 0.307, SLG: 0.367	E4 HR 1-H	S 1B		WP SF9 1-H 2B		CS 1-3	HR	1B 1B 1-2		5	3	4	2	0	0	0
Andy Van Slyke, L (1, 9) OBP: 0.345, SLG: 0.436	F9	F9		SF9 2-H			4-3	1B 1-2 2-H		4	0	1	2	0	0	2
Mike Laga, L (1, 3) OBP: 0.286, SLG: 0.471	HR 1-H	K		4-3			2B 1B	K		5	2	2	2	0	2	3
Terry Pendleton, S (1, 5) OBP: 0.278, SLG: 0.300	PB S 1B 1B	K 1-2			4-3		F9			4	1	1	0	0	1	2
Tom Herr, S (1, 4) OBP: 0.335, SLG: 0.326	BBB 4-0 1B 1B 1-3 BB		4-3		1-3		1-H 2B			3	1	1	1	1	0	0
Ozzie Smith, S (1, 6) OBP: 0.365, SLG: 0.325	SH1-4 1B 1B 1-3 3-H		F9		F3		G3			4	0	1	1	0	0	1
Michael LaValliere, L (1, 2) OBP: 0.322, SLG: 0.307	SH1-4 1-2 1B 3-H		K2-3			FC5-4 1B		FC1-6 1B		4	0	3	1	0	1	0
Danny Cox, R (1, 1) OBP: 0.127, SLG: 0.132	SH1-4 1-2 2-3			5-3		K		K		3	0	0	0	0	2	2
Inning Stats	R: 5 E: 1 K: 1 S: 11 H: 5 LOB: 2 BB: 1 P: 15	R: 0 E: 0 K: 2 S: 8 H: 1 LOB: 1 BB: 0 P: 8	R: 0 E: 0 K: 1 S: 5 H: 0 LOB: 0 BB: 0 P: 5	R: 2 E: 0 K: 0 S: 4 H: 1 LOB: 0 BB: 1 P: 8	R: 0 E: 0 K: 0 S: 3 H: 0 LOB: 0 BB: 0 P: 3	R: 0 E: 0 K: 1 S: 5 H: 1 LOB: 0 BB: 0 P: 5	R: 2 E: 0 K: 0 S: 6 H: 3 LOB: 1 BB: 0 P: 6	R: 1 E: 0 K: 2 S: 10 H: 3 LOB: 2 BB: 0 P: 10		1B: 10 2B: 2 3B: 0 HR: 2	SF: 1 SAC: 1 DP: 0 HBP: 0					

PITCHER		IP	WLS	BF	H	R	ER	SO	BB	IBB	HBP	BLK	WP	HR	S	P	ERA	WHIP
Bob Sebra, R ERA: 4.48	(1, 1)	0.1	L	7	4	5	4	0	1	0	0	1	0	1	6	10	108.00	15.000
Bert Roberge, R ERA: 6.85	(1, 1)	3.2		15	3	2	2	4	1	0	0	0	1	0	22	26	4.91	1.091
Curt Brown, R ERA:	(5, 1)	2.0		6	1	0	0	1	0	0	0	0	0	0	8	8	0.00	0.500
Tim Burke, R ERA: 2.85	(7, 1)	2.0		12	6	3	3	2	0	0	0	0	0	1	16	16	13.50	3.000

PITCHER	IP	WLS	BF	H	R	ER	SO	BB	IBB	HBP	BLK	WP	HR	S	P	ERA	WHIP

BOTTOM

Montreal Expos @ St. Louis Cardinals

Busch Stadium, St. Louis, MO

Sun Sep 14 1986, 3:33 AM CDT

Att. 28,569 - Unknown

livebaseballscorecards.com

AB	36
R	10
H	14
RBI	9
BB	2
SO	7
LOB	14

WP: 1 PB: 1 SB: 4 CS: 1 PA: 41

Batter	1	2	3	4	5	6	7	8	9	AB	R	H	RBI	BB	SO	LOB
Chico Walker, S (1, 8) (7, 9) OBP: 0.362, SLG: 0.429	x 0-0 23 S 2B 1B		x 0-0 23 1B G6-4-3 2B	x 0-0 23 1B 23 1B 1-2 1B		x 0-0 G4-6-3 1-2 2-H 1B		S S S 0-3 ② K		5	2	4	1	0	1	1
23 Ryne Sandberg, R (1, 4) OBP: 0.329, SLG: 0.407	B B B B 4-0 2B 1-2 6-3 BB		x 0-0 G6-4-3 2-3 1B	x 0-0 ③ 1-H 2-H 1B		x 0-0 ① F6		x 0-0 ③ FC6-4 1-2f		4	1	2	1	1	0	3
Rafael Palmeiro, L (1, 9) (7, 7) OBP: 0.261, SLG: 0.455	x 0-0 1-3 2-H 2B		x 0-0 ① ② G6-4-3 1-2f 3-H		B B B B 4-0 BB BB	x 0-0 ② ③ G4-6-3 1-2f			x 0-0 ① 4-3	4	0	1	1	1	0	3
Gary Matthews, R (1, 7) OBP: 0.368, SLG: 0.478	x 0-0 ① 6-3 3-H		x 0-0 1B 1B		S S S 0-3 ① K		x 0-0 G3 S SF8 1B		x 0-0 ② F4	4	0	2	1	0	1	2
Bob Dernier, R (7, PR) (7, 8) OBP: 0.268, SLG: 0.308										1	1	0	0	0	0	0
Leon Durham, L (1, 3) OBP: 0.343, SLG: 0.460	x 0-0 ② F7		x 0-0 FC5-4 1-2 1B		B B B B 4-0 G4-6-3 1-2 BB		x 0-0 ① G3 1-3		S S S 0-3 ③ K	4	0	1	0	1	1	2
Jody Davis, R (1, 2) OBP: 0.284, SLG: 0.401	S S S 0-3 ③ K		x 0-0 ③ FC5-4 1-2f		x 0-0 ② ③ G4-6-3 1-2f		x 0-0 ② SF8 3-H			3	0	0	1	0	1	5
Manny Trillo, R (1, 5) OBP: 0.386, SLG: 0.419		S S S 0-3 ① K		x 0-0 ① 5-3		x 0-0 2B 1B 1B	x 0-0 ③ F7			4	1	1	0	0	1	1
Shawon Dunston, R (1, 6) OBP: 0.284, SLG: 0.419		x 0-0 ② 5-3		S S S 0-3 ② K		x 0-0 1-3 1B 2B		x 0-0 ① F3		4	1	1	0	0	1	0
Jamie Moyer, L (1, 1) OBP: 0.273, SLG: 0.111		x 0-0 ③ 4-3		x 0-0 1B 23 1B 1B		x 0-0 1B 3-H 1B		x 0-0 23 FC6-4 1B		2	1	1	0	0	0	0
Jerry Mumphrey, S (6, PH) OBP: 0.357, SLG: 0.395										1	0	1	1	0	0	0
Scott Sanderson, R (6, 1) OBP: 0.077, SLG: 0.078										1	0	1	0	0	0	0
Inning Stats	R: 2 E: 0 K: 1 S: 7 H: 2 LOB: 1 BB: 1 P: 11	R: 0 E: 0 K: 1 S: 5 H: 0 LOB: 0 BB: 0 P: 5	R: 1 E: 0 K: 0 S: 6 H: 4 LOB: 2 BB: 0 P: 6	R: 1 E: 0 K: 1 S: 7 H: 3 LOB: 2 BB: 0 P: 7	R: 0 E: 0 K: 1 S: 4 H: 0 LOB: 1 BB: 2 P: 12	R: 2 E: 0 K: 0 S: 6 H: 4 LOB: 1 BB: 0 P: 6	R: 1 E: 0 K: 0 S: 4 H: 1 LOB: 1 BB: 0 P: 4	R: 0 E: 0 K: 1 S: 6 H: 1 LOB: 1 BB: 0 P: 6	R: 0 E: 0 K: 1 S: 5 H: 0 LOB: 0 BB: 0 P: 5	1B: 12 2B: 3 3B: 0 HR: 0	SF: 1 SAC: 0 DP: 3 HBP: 0						

PITCHER		IP	WLS	BF	H	R	ER	SO	BB	IBB	HBP	BLK	WP	HR	S	P	ERA	WHIP
Sergio Valdez, R ERA: 7.36	(1, 1)	5.0	L	24	9	4	4	4	3	0	0	0	0	0	29	41	7.20	2.400
Curt Brown, R ERA: 6.75	(6, 1)	2.0		10	5	3	3	0	0	0	0	0	0	0	10	10	13.50	2.500
Andy McGaffigan, R ERA: 2.82	(8, 1)	2.0		7	1	0	0	2	0	0	0	0	0	0	11	11	0.00	0.500

PITCHER	IP	WLS	BF	H	R	ER	SO	BB	IBB	HBP	BLK	WP	HR	S	P	ERA	WHIP

TOP

Chicago Cubs @ Montreal Expos

Olympic Stadium, Montreal, QB

Mon Sep 15 1986, 7:05 PM EDT

Att. 6,067 - Unknown

livebaseballscorecards.com

AB	37
R	7
H	15
RBI	6
BB	3
SO	6
LOB	17

Chicago Cubs @ Montreal Expos

Olympic Stadium, Montreal, QB

Mon Sep 15 1986, 7:05 PM EDT

Att. 6,067 - Unknown

livebaseballscorecards.com

BOTTOM

Batter	1	2	3	4	5	6	7	8	9	AB	R	H	RBI	BB	SO	LOB
Casey Candaele, S (1, 4) (9, 5) OBP: 0.333, SLG: 0.381	CS 1B		FC5-4 1B 1-2f		HR 2B		F9		F8	5	1	2	0	0	0	2
Mitch Webster, S (1, 8) OBP: 0.362, SLG: 0.437	K 1-2		FC5-4 1B 1-2		HR 2-H		K		F8	5	1	2	2	0	2	2
Tim Raines, S (1, 7) OBP: 0.406, SLG: 0.479	1B BB		F3		CS 1B 1B			2B 1B		3	1	2	0	1	0	2
Andre Dawson, R (1, 9) OBP: 0.326, SLG: 0.470	FC5-4 1B 1-2		FC5-4 1-2f		CS 1B 1-2			F7		4	0	2	0	0	0	3
Tim Wallach, R (1, 5) OBP: 0.308, SLG: 0.396	FC5-4 1-2f			F7	5-3 1-2 2-3			4-3 2B 1-H		4	0	1	1	0	0	4
Al Newman, S (8, PR) (9, 4) OBP: 0.297, SLG: 0.243										0	0	0	0	0	0	0
Andres Galarraga, R (1, 3) OBP: 0.338, SLG: 0.414		K		WP 1B		K		4-3 2-3		4	0	1	0	0	2	1
Luis Rivera, R (1, 6) OBP: 0.296, SLG: 0.282		5-3		F7 1-2		K		6-3		4	0	0	0	0	1	3
Tom Nieto, R (1, 2) OBP: 0.278, SLG: 0.323		K		4-3		F9			PB 1B	3	0	0	0	0	1	1
Wallace Johnson, S (9, PH) OBP: 0.336, SLG: 0.370										1	0	1	0	0	0	0
Sergio Valdez, R (1, 1) OBP: 0.333, SLG: 0.333			FC5-4 1B		K		G3		K 1-2	1	0	1	0	0	0	0
George Wright, S (5, PH) OBP: 0.253, SLG: 0.287										1	0	0	0	1	0	0
Curt Brown, R (6, 1)										0	0	0	0	0	0	0
Herm Winningham, L (7, PH) OBP: 0.278, SLG: 0.348										1	0	0	0	0	0	0
Andy McGaffigan, R (8, 1) OBP: 0.094, SLG: 0.065										0	0	0	0	0	0	0
Wayne Krenchicki, L (9, PH) OBP: 0.307, SLG: 0.314										1	0	0	0	0	1	1

Inning Stats	1	2	3	4	5	6	7	8	9
	R: 0 E: 0 K: 1 S: 6	H: 2 LOB: 2 BB: 1 P: 10	R: 0 E: 0 K: 2 S: 7	H: 0 LOB: 0 BB: 0 P: 7	R: 0 E: 0 K: 0 S: 5	H: 2 LOB: 2 BB: 0 P: 5	R: 0 E: 0 K: 0 S: 4	H: 1 LOB: 1 BB: 0 P: 4	R: 2 E: 0 K: 1 S: 8	H: 4 LOB: 1 BB: 0 P: 8	R: 0 E: 0 K: 2 S: 7	H: 0 LOB: 0 BB: 0 P: 7	R: 0 E: 0 K: 1 S: 5	H: 0 LOB: 0 BB: 0 P: 5	R: 1 E: 0 K: 0 S: 5	H: 2 LOB: 2 BB: 0 P: 5	R: 0 E: 0 K: 1 S: 6	H: 1 LOB: 1 BB: 0 P: 6

1B: 9	SF: 0
2B: 2	SAC: 0
3B: 0	DP: 0
HR: 1	HBP: 0

WP: 1	PA: 38
PB: 1	
SB: 0	
CS: 3	

AB	37
R	3
H	12
RBI	3
BB	1
SO	8
LOB	19

PITCHER		IP	WLS	BF	H	R	ER	SO	BB	IBB	HBP	BLK	WP	HR	S	P	ERA	WHIP
Jamie Moyer, L ERA: 5.65	(1, 1)	5.0	W	23	9	2	2	4	1	0	0	0	1	1	30	34	3.60	2.000
Scott Sanderson, R ERA: 4.28	(6, 1)	4.0	S	15	3	1	1	4	0	0	0	0	0	0	23	23	2.25	0.750

PITCHER	IP	WLS	BF	H	R	ER	SO	BB	IBB	HBP	BLK	WP	HR	S	P	ERA	WHIP

Chicago Cubs @ Montreal Expos

Olympic Stadium, Montreal, QB

Tue Sep 16 1986, 7:05 PM EDT

Att. 5,224 - Unknown

TOP

livebaseballscorecards.com

Batter	1	2	3	4	5	6	7	8	9	AB	R	H	RBI	BB	SO	LOB
Chico Walker, S (1, 9) OBP: 0.373, SLG: 0.478	0-0 23 3-1 23 S 4-3 1B		0-0 3B			0-3 ① K		0-0 ③ 4-3		4	1	2	0	0	1	0
23 Ryne Sandberg, R (1, 4) OBP: 0.327, SLG: 0.405	0-0 ① 3-1 1-3		0-0 ③ 6-3			0-0 ② 6-3			0-0 ① 5-3	4	0	0	0	0	0	2
Rafael Palmeiro, L (1, 7) OBP: 0.259, SLG: 0.423	0-0 ② 4-3 3-H			0-0 ① 1-3		0-0 ③ 4-3			0-0 G6-4-3 1B	4	0	1	1	0	0	0
Keith Moreland, R (1, 5) OBP: 0.332, SLG: 0.394	0-0 ③ 6-3			0-0 ② 5-3			0-0 ① F2		0-0 ② ③ G6-4-3 1-2f	4	0	0	0	0	0	1
Leon Durham, L (1, 3) OBP: 0.345, SLG: 0.460		0-0 1-3 1B		B B B B 4-0 BB			0-0 ② F5			2	0	1	0	1	0	0
Jody Davis, R (1, 2) OBP: 0.285, SLG: 0.399		0-0 ① ② 1-3 1-2f		0-0 ③ F7			B B B B 4-0 BB			2	0	0	0	1	0	2
Shawon Dunston, R (1, 6) OBP: 0.282, SLG: 0.416		S S S 0-3 ③ K2-3			x 0-0 ① F5		x 0-0 ③ F7			3	0	0	0	0	1	1
Ed Lynch, R (7, 1) OBP: 0.097, SLG: 0.034										0	0	0	0	0	0	0
Bob Dernier, R (1, 8) OBP: 0.268, SLG: 0.306			x 0-0 ① 6-3		S S S 0-3 ② K			B B B B 4-0 G4-6-3 BB		2	0	0	0	1	1	0
Rick Sutcliffe, L (1, 1) OBP: 0.231, SLG: 0.300			x 0-0 ② F5		S S S 0-3 ③ K			x 0-0 ① ② G4-6-3 1-2f		2	0	0	0	0	1	0
Chris Speier, R (7, 6) OBP: 0.366, SLG: 0.478										1	0	0	0	0	0	1

AB	28
R	1
H	4
RBI	1
BB	3
SO	4
LOB	7

Inning Stats	1	2	3	4	5	6	7	8	9
	R: 1 E: 0 K: 0 S: 4 H: 1 LOB: 0 BB: 0 P: 4	R: 0 E: 0 K: 1 S: 5 H: 1 LOB: 0 BB: 0 P: 5	R: 0 E: 0 K: 0 S: 4 H: 1 LOB: 0 BB: 0 P: 4	R: 0 E: 0 K: 0 S: 3 H: 0 LOB: 1 BB: 1 P: 7	R: 0 E: 0 K: 2 S: 7 H: 0 LOB: 0 BB: 0 P: 7	R: 0 E: 0 K: 1 S: 5 H: 0 LOB: 0 BB: 0 P: 5	R: 0 E: 0 K: 0 S: 3 H: 0 LOB: 1 BB: 1 P: 7	R: 0 E: 0 K: 0 S: 2 H: 0 LOB: 0 BB: 1 P: 6	R: 0 E: 0 K: 0 S: 3 H: 1 LOB: 0 BB: 0 P: 3

1B: 3	SF: 0
2B: 1	SAC: 0
3B: 1	DP: 3
HR: 0	HBP: 0

WP: 0	PA: 31
PB: 0	
SB: 1	
CS: 0	

PITCHER	IP	WLS	BF	H	R	ER	SO	BB	IBB	HBP	BLK	WP	HR	S	P	ERA	WHIP
Jay Tibbs, R (1, 1) ERA: 3.84	9.0	W	31	4	1	1	4	3	0	0	0	0	0	36	48	1.00	0.778

PITCHER	IP	WLS	BF	H	R	ER	SO	BB	IBB	HBP	BLK	WP	HR	S	P	ERA	WHIP

Batter	1	2	3	4	5	6	7	8	9	AB	R	H	RBI	BB	SO	LOB
Casey Candaele, S (1, 4) OBP: 0.286, SLG: 0.320	K		K			K	K			4	0	0	0	0	4	0
Mitch Webster, S (1, 8) OBP: 0.361, SLG: 0.434	G3			K		WP PB 2B BB	K			3	1	0	0	1	2	0
Tim Raines, S (1, 7) OBP: 0.406, SLG: 0.479	S 1B			1B S FC4-6 1B		K 1-2		G3		4	1	2	0	0	1	1
Andre Dawson, R (1, 9) OBP: 0.328, SLG: 0.469	K 1-2			FC4-6 1-3 1B		S 2B 2-3 BB		6-3		3	1	1	0	1	1	1
Wayne Krenchicki, L (1, 5) OBP: 0.306, SLG: 0.310		F9		FC4-6 1-2f 3-H		2B 1-2 IBB		K		3	1	0	1	1	1	1
Andres Galarraga, R (1, 3) OBP: 0.338, SLG: 0.417		K		F3		1-H 2-H 3-H 2B				3	0	1	3	0	1	1
Tom Foley, L (1, 6) OBP: 0.340, SLG: 0.381		F7			K2-3	IBB				2	0	0	0	1	1	0
Wilfredo Tejada, R (1, 2) OBP: 0.267, SLG: 0.333			1-3		K	6-3				3	0	0	0	0	1	2
Jay Tibbs, R (1, 1) OBP: 0.200, SLG: 0.157			4-3		1-3		K			3	0	0	0	0	1	0
Inning Stats	R: 0 E: 0 K: 2 S: 8 H: 1 LOB: 1 BB: 0 P: 8	R: 0 E: 0 K: 1 S: 5 H: 0 LOB: 0 BB: 0 P: 5	R: 0 E: 0 K: 1 S: 5 H: 0 LOB: 0 BB: 0 P: 5	R: 1 E: 0 K: 1 S: 7 H: 2 LOB: 1 BB: 0 P: 7	R: 0 E: 0 K: 2 S: 7 H: 0 LOB: 0 BB: 0 P: 7	R: 3 E: 0 K: 2 S: 8 H: 1 LOB: 2 BB: 4 P: 24	R: 0 E: 0 K: 3 S: 9 H: 0 LOB: 0 BB: 0 P: 9	R: 0 E: 0 K: 1 S: 5 H: 0 LOB: 0 BB: 0 P: 5		1B: 3 2B: 1 3B: 0 HR: 0 SF: 0 SAC: 0 DP: 0 HBP: 0						

PITCHER		IP	WLS	BF	H	R	ER	SO	BB	IBB	HBP	BLK	WP	HR	S	P	ERA	WHIP
Rick Sutcliffe, R ERA: 4.78	(1, 1)	6.0	L	26	4	4	4	9	2	2	0	0	1	0	40	56	6.00	1.000
Ed Lynch, R ERA: 3.84	(7, 1)	2.0		6	0	0	0	4	0	0	0	0	0	0	14	14	0.00	0.000

PITCHER	IP	WLS	BF	H	R	ER	SO	BB	IBB	HBP	BLK	WP	HR	S	P	ERA	WHIP

BOTTOM

Chicago Cubs @ Montreal Expos

Olympic Stadium, Montreal, QB

Tue Sep 16 1986, 7:05 PM EDT

Att. 5,224 - Unknown

livebaseballscorecards.com

AB	28
R	4
H	4
RBI	4
BB	4
SO	13
LOB	6

WP: 1 PA: 32
PB: 1
SB: 3
CS: 0

Batter	1	2	3	4	5	6	7	8	9	AB	R	H	RBI	BB	SO	LOB
Joe Orsulak, L (1, 9) OBP: 0.302, SLG: 0.349	4-3		1-3		F9			F9		4	0	0	0	0	0	1
Barry Bonds, L (1, 8) OBP: 0.341, SLG: 0.442	F8		F8		K			K		4	0	0	0	0	2	1
Johnny Ray, S (1, 4) OBP: 0.357, SLG: 0.381	4-3			HR, 1B		4-3		6-3		4	1	1	0	0	0	1
Sid Bream, L (1, 3) OBP: 0.349, SLG: 0.468		BB		F7		4-3			BB	2	1	0	0	2	0	1
Mike Diaz, R (1, 7) OBP: 0.357, SLG: 0.570		HR		HR		F7			1B	4	2	3	2	0	0	0
Bill Almon, R (9, PR) OBP: 0.320, SLG: 0.385										0	0	0	0	0	0	0
Tony Peña, R (1, 2) OBP: 0.353, SLG: 0.399		4-3		F3			1-3		K	4	0	0	0	0	1	4
Jim Morrison, R (1, 5) OBP: 0.329, SLG: 0.473		K		HR			1-3		F9	4	1	1	3	0	1	2
Rafael Belliard, R (1, 6) OBP: 0.296, SLG: 0.266		K		K			K2-3		F2	3	0	0	0	0	3	0
Benny Distefano, L (9, PH) OBP: 0.227, SLG: 0.400										1	0	0	0	0	0	2
Bob Patterson, R (1, 1) OBP: 0.167, SLG: 0.167			K		K			3B		2	0	0	0	0	2	0
Hipolito Pena, L (7, 1)										0	0	0	0	0	0	0
Barry Jones, R (7, 1) OBP: 0.200, SLG: 0.200										0	0	0	0	0	0	0
U L Washington, S (8, PH) OBP: 0.294, SLG: 0.283										1	0	1	0	0	0	0
Larry McWilliams, L (8, 1) OBP: 0.194, SLG: 0.172										0	0	0	0	0	0	0
Inning Stats	R: 0 E: 0 K: 0 S: 3 H: 0 LOB: 0 BB: 0 P: 3	R: 2 E: 0 K: 2 S: 8 H: 1 LOB: 0 BB: 1 P: 12	R: 0 E: 0 K: 1 S: 5 H: 0 LOB: 0 BB: 0 P: 5	R: 3 E: 0 K: 1 S: 8 H: 3 LOB: 0 BB: 0 P: 8	R: 0 E: 0 K: 2 S: 7 H: 0 LOB: 0 BB: 0 P: 7	R: 0 E: 0 K: 0 S: 3 H: 0 LOB: 0 BB: 0 P: 3	R: 0 E: 0 K: 1 S: 5 H: 0 LOB: 0 BB: 0 P: 5	R: 0 E: 0 K: 1 S: 6 H: 1 LOB: 1 BB: 0 P: 6	R: 0 E: 0 K: 1 S: 6 H: 1 LOB: 2 BB: 1 P: 10	1B: 3 2B: 0 3B: 1 HR: 2 SF: 0 SAC: 0 DP: 0 HBP: 0						

PITCHER		IP	WLS	BF	H	R	ER	SO	BB	IBB	HBP	BLK	WP	HR	S	P	ERA	WHIP
Floyd Youmans, R ERA: 3.6	(1, 1)	5.0		20	4	5	5	6	1	0	0	0	0	2	31	35	9.00	1.000
Randy St. Claire, R ERA: 4.76	(6, 1)	2.0	W	6	0	0	0	1	0	0	0	0	0	0	8	8	0.00	0.000
Jeff Reardon, R ERA: 3.49	(8, 1)	2.0	S	9	2	0	0	2	1	0	0	0	0	0	12	16	0.00	1.500

PITCHER	IP	WLS	BF	H	R	ER	SO	BB	IBB	HBP	BLK	WP	HR	S	P	ERA	WHIP

TOP

Pittsburgh Pirates @ Montreal Expos

Olympic Stadium, Montreal, QB

Wed Sep 17 1986, 3:33 AM EDT

Unknown

livebaseballscorecards.com

AB	33
R	5
H	6
RBI	5
BB	2
SO	9
LOB	12

BOTTOM

Pittsburgh Pirates @ Montreal Expos

Olympic Stadium, Montreal, QB

Wed Sep 17 1986, 3:33 AM EDT

Unknown

Batter	1	2	3	4	5	6	7	8	9	AB	R	H	RBI	BB	SO	LOB
Casey Candaele, S (1, 4) OBP: 0.333, SLG: 0.367	FC6-4 1B 1B		1B 1B		1-3		2B 3-H 1B	G5-4-3 1-2f		5	1	3	1	0	0	1
Mitch Webster, S (1, 8) OBP: 0.365, SLG: 0.442	FC6-4 1-2 1B		1-2 1B			2B 2B	1B 1-H 2B			4	2	4	1	0	0	0
Tim Raines, S (1, 7) OBP: 0.407, SLG: 0.480	F8		F9			2-H 2B	1B 2B BB			3	1	1	1	1	0	4
Andre Dawson, R (1, 9) OBP: 0.327, SLG: 0.467	FC6-4 FC6-4 1-2f 2-3		F3			K	S 2B 1-3 2-H 1B			4	1	1	1	0	1	5
Andres Galarraga, R (1, 3) OBP: 0.337, SLG: 0.418	FC6-4 1-2f			K		6-3	1-H 3-H 2B			4	0	1	2	0	1	3
Jim Wohlford, R (1, 5) OBP: 0.292, SLG: 0.354		5-3		F9		K	IBB			3	0	0	0	0	1	1
Tom Foley, L (7, PH) OBP: 0.343, SLG: 0.381 (8, 5)										0	0	0	0	1	0	0
Luis Rivera, R (1, 6) OBP: 0.295, SLG: 0.289		F8		F6			F9 2B 4-3			4	1	1	0	0	0	2
Randy Hunt, R (1, 2) OBP: 0.250, SLG: 0.211		K			5-3		F9 2-3	CI FC3-6		3	0	0	0	0	1	1
Floyd Youmans, R (1, 1) OBP: 0.229, SLG: 0.215			5-3		5-3		F8	FC3-6 G5-4-3 1-2f		1	0	0	0	0	0	0
George Wright, S (5, PH) OBP: 0.252, SLG: 0.286										1	0	0	0	0	0	0
Randy St. Claire, R (6, 1)										0	0	0	0	0	0	0
Wallace Johnson, S (7, PH) OBP: 0.333, SLG: 0.366										1	0	0	0	0	0	1
Jeff Reardon, R (8, 1) OBP: 0.125, SLG: 0.125										1	0	0	0	0	0	1
Inning Stats	R: 0 E: 0 K: 0 S: 5 H: 2 LOB: 2 BB: 0 P: 5	R: 0 E: 0 K: 1 S: 5 H: 0 LOB: 0 BB: 0 P: 5	R: 0 E: 0 K: 0 S: 5 H: 2 LOB: 2 BB: 0 P: 5	R: 0 E: 0 K: 1 S: 5 H: 0 LOB: 0 BB: 0 P: 5	R: 0 E: 0 K: 0 S: 3 H: 0 LOB: 0 BB: 0 P: 3	R: 1 E: 0 K: 2 S: 9 H: 2 LOB: 1 BB: 0 P: 9	R: 5 E: 0 K: 0 S: 8 H: 5 LOB: 2 BB: 2 P: 16	R: 0 E: 1 K: 0 S: 3 H: 0 LOB: 0 BB: 0 P: 3		1B: 6 2B: 5 3B: 0 HR: 0	SF: 0 SAC: 0 DP: 1 HBP: 0					

livebaseballscorecards.com

AB	34
R	6
H	11
RBI	6
BB	2
SO	4
LOB	19

WP: 0 PB: 0 SB: 1 CS: 0 PA: 37

PITCHER		IP	WLS	BF	H	R	ER	SO	BB	IBB	HBP	BLK	WP	HR	S	P	ERA	WHIP
Bob Patterson, L ERA: 4.09	(1, 1)	6.2		28	8	3	3	4	0	0	0	0	0	0	36	36	4.05	1.200
Hipolito Pena, L ERA: 3.6	(7, 1)	0.0		2	1	0	0	0	1	0	0	0	0	0	1	5	∞	∞
Barry Jones, R ERA: 3.03	(7, 1)	0.1	L	4	2	3	3	0	0	1	0	0	0	0	3	7	81.00	6.000
Larry McWilliams, L ERA: 4.9	(8, 1)	1.0		3	0	0	0	0	0	0	0	0	0	0	3	3	0.00	0.000

Batter	1	2	3	4	5	6	7	8	9	AB	R	H	RBI	BB	SO	LOB
U L Washington, S (1, 6) OBP: 0.290, SLG: 0.273	F5		E3 G3		BB		F8		F7	4	0	0	0	1	0	1
Bobby Bonilla, S (1, 9) (8, 7) OBP: 0.354, SLG: 0.338	CS 1B		K		L4 2-3		K			4	0	1	0	0	2	3
Barry Bonds, L (1, 8) OBP: 0.341, SLG: 0.442	F7		G3 2-3			HR 2B		1-3		4	1	1	0	0	0	2
Sid Bream, L (1, 3) OBP: 0.349, SLG: 0.473	CS 1-2	K	L4			2-H HR		F8		4	1	1	2	0	1	1
Mike Diaz, R (1, 7) OBP: 0.355, SLG: 0.568		1B 2B		6-3		6-3		F6		4	1	1	0	0	0	0
Joe Orsulak, L (8, 9) OBP: 0.302, SLG: 0.349										0	0	0	0	0	0	0
Rick Renteria, R (1, 5) OBP: 0.400, SLG: 0.400		K		K		1B			F9	3	0	1	0	0	2	1
Jim Morrison, R (8, 5) OBP: 0.328, SLG: 0.472										1	0	0	0	0	0	0
Junior Ortiz, R (1, 2) OBP: 0.387, SLG: 0.400		BB 2-H 1B		K		K			5-3	4	0	1	1	0	2	1
Rafael Belliard, R (1, 4) OBP: 0.302, SLG: 0.270		FC5-4 1-2 BB			L4 SH3-4	4-3			2B 1B	3	1	2	0	1	0	1
Bob Kipper, R (1, 1) OBP: 0.071, SLG: 0.037		FC5-4 1-2f			SH3-4 1-2		K		1-H 2B	2	0	0	0	0	1	2
Don Robinson, R (8, 1) OBP: 0.800, SLG: 1.000										1	0	1	1	0	0	0
Inning Stats	R: 0 E: 0 K: 0 S: 3 H: 1 LOB: 0 BB: 0 P: 3	R: 1 E: 0 K: 2 S: 9 H: 2 LOB: 2 BB: 1 P: 13	R: 0 E: 1 K: 1 S: 6 H: 0 LOB: 1 BB: 0 P: 6	R: 0 E: 0 K: 2 S: 7 H: 0 LOB: 0 BB: 0 P: 7	R: 0 E: 0 K: 0 S: 3 H: 1 LOB: 1 BB: 1 P: 7	R: 2 E: 0 K: 1 S: 8 H: 3 LOB: 1 BB: 0 P: 8	R: 0 E: 0 K: 2 S: 7 H: 0 LOB: 0 BB: 0 P: 7	R: 0 E: 0 K: 0 S: 3 H: 0 LOB: 0 BB: 0 P: 3	R: 1 E: 0 K: 0 S: 5 H: 2 LOB: 1 BB: 0 P: 5	1B: 5 2B: 4 3B: 0 HR: 1	SF: 0 SAC: 1 DP: 1 HBP: 0						

TOP

Pittsburgh Pirates @ Montreal Expos

Olympic Stadium, Montreal, QB

Wed Sep 17 1986, 7:05 PM EDT

Att. 5,774 - Unknown

livebaseballscorecards.com

AB	34
R	4
H	9
RBI	4
BB	2
SO	8
LOB	12

WP: 0 PB: 0 SB: 0 CS: 1 PA: 38

PITCHER		IP	WLS	BF	H	R	ER	SO	BB	IBB	HBP	BLK	WP	HR	S	P	ERA	WHIP
Bob Sebra, R ERA: 4.41	(1, 1)	7.0	L	29	7	3	3	8	2	0	0	0	0	1	43	51	3.86	1.286
Bob McClure, L ERA: 3.24	(8, 1)	2.0		8	2	1	1	0	0	0	0	0	0	0	8	8	4.50	1.000

PITCHER	IP	WLS	BF	H	R	ER	SO	BB	IBB	HBP	BLK	WP	HR	S	P	ERA	WHIP

Batter	1	2	3	4	5	6	7	8	9	AB	R	H	RBI	BB	SO	LOB
Casey Candaele, S (1, 4) OBP: 0.324, SLG: 0.333	F7		E5 5-3 1-2 3-H		K			BB		3	0	0	1	1	1	1
Mitch Webster, S (1, 8) OBP: 0.365, SLG: 0.441	B2		F2		CS 1B			F7		4	0	1	0	0	0	3
Tim Raines, S (1, 7) OBP: 0.404, SLG: 0.477	F9		5-3 1-2 2-3		CS 1-2	K		F3		4	0	0	0	0	1	3
Andre Dawson, R (1, 9) OBP: 0.324, SLG: 0.463		5-3	F4			K		K		4	0	0	0	0	2	3
Andres Galarraga, R (1, 3) OBP: 0.336, SLG: 0.415		K	K			1B			K	4	0	1	0	0	3	0
Jim Wohlford, R (1, 5) OBP: 0.304, SLG: 0.376 Tom Foley, L (9, PH) OBP: 0.342, SLG: 0.380	1B		1B 2B			4-3			F8	3 1	0 0	2 0	0 0	0 0	0 0	1 0
Luis Rivera, R (1, 6) OBP: 0.293, SLG: 0.288	F5		6-3				G6-4-3 1B		F8	4	0	1	0	0	0	2
Wilfredo Tejada, R (1, 2) OBP: 0.278, SLG: 0.333			E5 1B PB E 2-H				G6-4-3 1-2f			3	1	1	0	0	0	1
Bob Sebra, R (1, 1) OBP: 0.318, SLG: 0.333 George Wright, S (7, PH) OBP: 0.251, SLG: 0.284 Bob McClure, R (8, 1) OBP: 0.333, SLG: 0.333			5-3 E 1-3 1B		4-3					2 1 0	0 0 0	1 0 0	0 0 0	0 0 0	0 1 0	0 0 0
Inning Stats	R: 0 E: 0 K: 0 S: 3 H: 0 LOB: 0 BB: 0 P: 3	R: 0 E: 0 K: 1 S: 6 H: 1 LOB: 1 BB: 0 P: 6	R: 1 E: 2 K: 0 S: 6 H: 1 LOB: 2 BB: 0 P: 6	R: 0 E: 0 K: 1 S: 6 H: 2 LOB: 2 BB: 0 P: 6	R: 0 E: 0 K: 1 S: 5 H: 1 LOB: 0 BB: 0 P: 5	R: 0 E: 0 K: 2 S: 8 H: 1 LOB: 1 BB: 0 P: 8	R: 0 E: 0 K: 1 S: 5 H: 1 LOB: 0 BB: 0 P: 5	R: 0 E: 0 K: 1 S: 5 H: 0 LOB: 1 BB: 1 P: 9	R: 0 E: 0 K: 1 S: 5 H: 0 LOB: 0 BB: 0 P: 5	1B: 6 2B: 1 3B: 0 HR: 0	SF: 0 SAC: 0 DP: 1 HBP: 0						

PITCHER		IP	WLS	BF	H	R	ER	SO	BB	IBB	HBP	BLK	WP	HR	S	P	ERA	WHIP
Bob Kipper, L ERA: 4.13	(1, 1)	7.2	W	30	7	1	0	6	1	0	0	0	0	0	41	45	0.00	1.043
Don Robinson, R ERA: 4.13	(8, 1)	1.1	S	4	0	0	0	2	0	0	0	0	0	0	8	8	0.00	0.000

PITCHER	IP	WLS	BF	H	R	ER	SO	BB	IBB	HBP	BLK	WP	HR	S	P	ERA	WHIP

BOTTOM

Pittsburgh Pirates @ Montreal Expos

Olympic Stadium, Montreal, QB

Wed Sep 17 1986, 7:05 PM EDT

Att. 5,774 - Unknown

livebaseballscorecards.com

AB	33
R	1
H	7
RBI	1
BB	1
SO	8
LOB	14

1B: 6	SF: 0	WP: 0	PA: 35
2B: 1	SAC: 0	PB: 1	
3B: 0	DP: 1	SB: 0	
HR: 0	HBP: 0	CS: 1	

Batter	1	2	3	4	5	6	7	8	9	AB	R	H	RBI	BB	SO	LOB
Barry Bonds, L (1, 8) OBP: 0.339, SLG: 0.437	4-3		BBB 4-0 S BB		x 0-0 F4			x 0-0 F3	x 0-0 6-3	4	0	0	0	1	0	2
Bobby Bonilla, S (1, 9) OBP: 0.353, SLG: 0.337	x 0-0 BB 1B		SSS 0-3 K 1-2			x 0-0 1-3		SSS 0-3 K		4	0	1	0	0	2	1
Johnny Ray, S (1, 4) OBP: 0.358, SLG: 0.384	SSS 0-3 K		x 0-0 5-3			x 0-0 5-3 1B		x 0-0 2B		4	0	2	0	0	1	2
Sid Bream, L (1, 3) OBP: 0.348, SLG: 0.470	BBBB 4-0 1-2 BB			x 0-0 4-3		x 0-0 5-3 1-2		x 0-0 G3		3	0	0	0	1	0	2
Mike Diaz, R (1, 7) OBP: 0.358, SLG: 0.564 Bill Almon, R (9, PR) OBP: 0.320, SLG: 0.385 (9, 7)	x 0-0 5-3			x 0-0 4-3		BBBB 4-0 BB			x 0-0 1B 2B 1B	3	0	1	0	1	0	2
										0	1	0	0	0	0	0
Tony Peña, R (1, 2) OBP: 0.352, SLG: 0.398		x 0-0 1-3		x 0-0 1-3		x 0-0 L4			x 0-0 2B 1-3 SF8 1B	4	1	1	0	0	0	2
Jim Morrison, R (1, 5) OBP: 0.330, SLG: 0.476		x 0-0 S CS 2B			SSS 0-3 K		x 0-0 6-3		x 0-0 SF8 1-3 SF8 3-H 2B	4	1	2	1	0	1	0
Rafael Belliard, R (1, 6) OBP: 0.303, SLG: 0.270 U L Washington, S (7, PH) OBP: 0.286, SLG: 0.270 (7, 6)		SSS 0-3 K 2-H			BBBB 4-0 SH3-4 BB		x 0-0 1-3		x 0-0 SF8 2-3 3-H	1	0	0	0	1	1	1
										1	0	0	1	0	0	0
Stan Fansler, R (1, 1) Joe Orsulak, L (7, PH) OBP: 0.302, SLG: 0.348 Bob Walk, R (7, 1) OBP: 0.171, SLG: 0.231 John Smiley, L (8, 1) Benny Distefano, L (9, PH) OBP: 0.217, SLG: 0.400 Don Robinson, R (9, 1) OBP: 0.800, SLG: 1.000			x 0-0 F8		x 0-0 SH3-4 1-2		x 0-0 G3		x 0-0 SF8 3-H	1	0	0	0	0	0	0
										1	0	0	0	0	0	0
										0	0	0	0	0	0	0
										0	0	0	0	0	0	0
										0	0	0	1	0	0	0
										0	0	0	0	0	0	0

TOP

Pittsburgh Pirates @ Montreal Expos

Olympic Stadium, Montreal, QB

Thu Sep 18 1986, 3:33 AM EDT

Att. 4,012 - Unknown

livebaseballscorecards.com

AB	30
R	3
H	7
RBI	3
BB	4
SO	5
LOB	12

Inning Stats	1	2	3	4	5	6	7	8	9	1B: 4 SF: 2	WP: 0 PA: 37
R:	0	0	0	0	0	0	0	0	3	2B: 4 SAC: 1	PB: 0
E:	0	0	0	0	0	1	0	0	0	3B: 0 DP: 1	SB: 2
K:	1	1	1	0	1	0	0	1	0	HR: 0 HBP: 0	CS: 1
S:	6	5	5	3	5	4	3	6	6		
H:	1	1	0	0	0	1	0	1	3		
LOB:	2	1	1	0	1	2	0	0	1		
BB:	1	0	1	0	1	1	0	0	0		
P:	10	5	9	3	9	8	3	6	6		

PITCHER		IP	WLS	BF	H	R	ER	SO	BB	IBB	HBP	BLK	WP	HR	S	P	ERA	WHIP
Dennis Martinez, R ERA: 4.5	(1, 1)	7.0		27	3	0	0	4	4	0	0	0	0	0	31	47	0.00	1.000
Bob McClure, L ERA: 3.19	(8, 1)	1.0		4	1	0	0	1	0	0	0	0	0	0	6	6	0.00	1.000
Jeff Reardon, R ERA: 3.81	(9, 1)	0.0	L	3	3	3	3	0	0	0	0	0	0	0	3	3	∞	∞
Andy McGaffigan, R ERA: 2.8	(9, 1)	1.0		3	0	0	0	0	0	0	0	0	0	0	3	3	0.00	0.000

PITCHER	IP	WLS	BF	H	R	ER	SO	BB	IBB	HBP	BLK	WP	HR	S	P	ERA	WHIP

BOTTOM

Pittsburgh Pirates @ Montreal Expos

Olympic Stadium, Montreal, QB

Thu Sep 18 1986, 3:33 AM EDT

Att. 4,012 - Unknown

livebaseballscorecards.com

Batter	1	2	3	4	5	6	7	8	9	AB	R	H	RBI	BB	SO	LOB
Casey Candaele, S (1, 4) OBP: 0.317, SLG: 0.306	S S S 0-3 K ①	x 0-0 4-3 ③			x 0-0 4-3 ②			B B B B 4-0 CS BB		3	0	0	0	1	1	3
Tom Foley, L (1, 6) (9, 5) OBP: 0.336, SLG: 0.373	x 0-0 4-3 ②		x 0-0 G3 ①		S S S 0-3 K ③			S S S 0-3 K ① ② 1-2		4	0	0	0	0	2	1
Tim Raines, S (1, 7) OBP: 0.407, SLG: 0.479	B B B B 4-0 BB		x 0-0 2B			x 0-0 4-3 ①		B B B B 4-0 BB		2	0	1	0	2	0	0
Wayne Krenchicki, L (1, 5) OBP: 0.307, SLG: 0.319 Jim Wohlford, R (8, PH) OBP: 0.301, SLG: 0.372 Jeff Reardon, R (9, 1) OBP: 0.125, SLG: 0.125 Andy McGaffigan, R (9, 1) OBP: 0.094, SLG: 0.065	x 0-0 F8 ③		x 0-0 F9 ②			x 0-0 1B 3B		x 0-0 1-3 ③		3 1 0 0	1 0 0 0	1 0 0 0	0 0 0 0	0 0 0 0	0 0 0 0	2 1 0 0
Andres Galarraga, R (1, 3) OBP: 0.338, SLG: 0.415		B B B B 4-0 FC4-6 BB	x 0-0 5-3 ③			x 0-0 CS 3-H 1B			x 0-0 L6 ①	3	0	1	1	1	0	1
Herm Winningham, L (1, 8) OBP: 0.272, SLG: 0.339		x 0-0 FC4-6 1B 1B ① 1-2f		x 0-0 E4 CS		x 0-0 4-3 ② ③ 1-2			x 0-0 4-3 ②	4	0	0	0	0	0	2
George Wright, S (1, 9) OBP: 0.251, SLG: 0.284		x 0-0 1B 1-2 1B		x 0-0 F8 ① ② 1-2			x 0-0 1-3 ①		S S S 0-3 K ③	4	0	1	0	0	1	1
Wilfredo Tejada, R (1, 2) OBP: 0.333, SLG: 0.350		x 0-0 1-2 2-3 1B		x 0-0 5-3 ③			B B B B 4-0 G4-6-3 BB			2	0	1	0	1	0	0
Dennis Martinez, R (1, 1) OBP: 0.071, SLG: 0.074 Wallace Johnson, S (7, PH) OBP: 0.330, SLG: 0.363 Bob McClure, R (8, 1) OBP: 0.333, SLG: 0.333 Luis Rivera, R (9, 6) OBP: 0.293, SLG: 0.288	S S S 0-3 K ②				x 0-0 6-3 ①		x 0-0 G4-6-3 ② ③ 1-2f			2 1 0 0	0 0 0 0	0 0 0 0	0 0 0 0	0 0 0 0	1 0 0 0	3 1 0 0
Inning Stats	R: 0 E: 0 K: 1 S: 5 H: 0 LOB: 1 BB: 1 P: 9	R: 0 E: 0 K: 1 S: 7 H: 2 LOB: 3 BB: 1 P: 11	R: 0 E: 0 K: 0 S: 4 H: 1 LOB: 1 BB: 0 P: 4	R: 0 E: 1 K: 0 S: 3 H: 0 LOB: 0 BB: 0 P: 3	R: 0 E: 0 K: 1 S: 5 H: 0 LOB: 0 BB: 0 P: 5	R: 1 E: 0 K: 0 S: 4 H: 2 LOB: 0 BB: 0 P: 4	R: 0 E: 0 K: 0 S: 2 H: 0 LOB: 0 BB: 1 P: 6	R: 0 E: 0 K: 1 S: 4 H: 0 LOB: 1 BB: 2 P: 12	R: 0 E: 0 K: 1 S: 5 H: 0 LOB: 0 BB: 0 P: 5	1B: 3 2B: 2 3B: 1 HR: 0	SF: 0 SAC: 0 DP: 2 HBP: 0			WP: 0 PB: 0 SB: 0 CS: 3	PA: 34		

	AB	29
	R	1
	H	5
	RBI	1
	BB	5
	SO	5
	LOB	15

PITCHER		IP	WLS	BF	H	R	ER	SO	BB	IBB	HBP	BLK	WP	HR	S	P	ERA	WHIP
Stan Fansler, R ERA: 4.2	(1, 1)	6.0		24	5	1	1	3	2	0	0	0	0	0	28	36	1.50	1.167
Bob Walk, R ERA: 3.61	(7, 1)	1.0		4	0	0	0	0	2	0	0	0	0	0	2	10	0.00	2.000
John Smiley, L ERA: 4.5	(8, 1)	1.0	W	3	0	0	0	1	1	0	0	0	0	0	4	8	0.00	1.000
Don Robinson, R ERA: 4.06	(9, 1)	1.0	S	3	0	0	0	1	0	0	0	0	0	0	5	5	0.00	0.000

PITCHER		IP	WLS	BF	H	R	ER	SO	BB	IBB	HBP	BLK	WP	HR	S	P	ERA	WHIP

Batter	1	2	3	4	5	6	7	8	9	10	11	AB	R	H	RBI	BB	SO	LOB
Vince Coleman, S (1, 7) OBP: 0.307, SLG: 0.286	L4-3 1B		F9		1B 1B		6-3		K		F9	6	1	2	0	0	1	1
Willie McGee, S (1, 8) OBP: 0.313, SLG: 0.374	L4-3 1-2		E6 1B		F8 1-2 1B		K		6-3		K 1-2	6	0	1	0	0	2	2
Tom Herr, S (1, 4) OBP: 0.334, SLG: 0.323	1B BB		1-3 1B		1-2 2-H 1B		S BB		1B		IBB	3	0	3	1	3	0	0
Jim Lindeman, R (1, 3) OBP: 0.314, SLG: 0.424	FC6 1-2 1B		F4		F8 2-3		4-3 1-2			K	K	4	0	1	0	0	0	5
Mike Laga, L (10, PH) OBP: 0.309, SLG: 0.508												1	0	0	0	0	1	0
(10, 3)																		
Alan Knicely, R (11, PH) OBP: 0.340, SLG: 0.278												1	0	0	0	0	1	2
(11, 3)																		
Terry Pendleton, S (1, 5) OBP: 0.280, SLG: 0.302	FC6 1-2f			L4	F8			S 1B		4-3		5	1	1	0	0	0	4
Andy Van Slyke, L (1, 9) OBP: 0.345, SLG: 0.431		F4		G3		G5-4-3 1B		K 1-2		2B		5	0	2	0	0	1	1
Ozzie Smith, S (1, 6) OBP: 0.369, SLG: 0.323		F3		1B		G5-4-3 1-2f		S 2-H 1B		IBB		4	0	2	1	1	0	1
Michael LaValliere, L (1, 2) OBP: 0.320, SLG: 0.301		F5		F8		BB		K 1-2		K		3	0	0	0	1	1	2
Curt Ford, L (10, PH) OBP: 0.320, SLG: 0.367												1	0	0	0	0	1	2
Steve Lake, R (10, 2) OBP: 0.323, SLG: 0.371												0	0	0	0	0	0	0
Danny Cox, R (1, 1) OBP: 0.119, SLG: 0.123			4-3		6-3	4-3		K			BB	4	0	0	0	0	1	2
Todd Worrell, R (9, 1) OBP: 0.143, SLG: 0.429												0	0	0	0	0	0	0
Fred Manrique, R (11, PH) OBP: 0.286, SLG: 0.667												0	0	0	0	1	0	0
Pat Perry, L (11, 1)												0	0	0	0	0	0	0
Inning Stats	R: 0 E: 0 K: 0 S: 4 H: 2 LOB: 2 BB: 1 P: 8	R: 0 E: 0 K: 0 S: 3 H: 0 LOB: 0 BB: 0 P: 3	R: 0 E: 1 K: 0 S: 5 H: 1 LOB: 2 BB: 0 P: 5	R: 0 E: 0 K: 0 S: 4 H: 1 LOB: 1 BB: 0 P: 4	R: 1 E: 0 K: 0 S: 6 H: 3 LOB: 2 BB: 0 P: 6	R: 0 E: 0 K: 0 S: 3 H: 1 LOB: 1 BB: 1 P: 7	R: 0 E: 0 K: 1 S: 5 H: 0 LOB: 1 BB: 1 P: 9	R: 1 E: 0 K: 3 S: 11 H: 2 LOB: 1 BB: 0 P: 11	R: 0 E: 0 K: 1 S: 5 H: 1 LOB: 1 BB: 0 P: 5	R: 0 E: 0 K: 2 S: 8 H: 1 LOB: 2 BB: 1 P: 12	R: 0 E: 0 K: 2 S: 7 H: 0 LOB: 2 BB: 2 P: 15	1B: 11 2B: 2 3B: 0 HR: 0 SF: 0 SAC: 0 DP: 2 HBP: 0	WP: 0 PB: 0 SB: 4 CS: 0 PA: 49					

PITCHER		IP	WLS	BF	H	R	ER	SO	BB	IBB	HBP	BLK	WP	HR	S	P	ERA	WHIP
Bob Owchinko, L ERA: 1.8	(1, 1)	5.0		23	7	1	1	0	1	0	0	0	0	0	22	26	1.80	1.600
Andy McGaffigan, R ERA: 2.78	(6, 1)	4.0		16	4	1	1	5	2	0	0	0	0	0	24	32	2.25	1.500
Randy St. Claire, R ERA: 4.05	(10, 1)	1.0		5	1	0	0	2	0	1	0	0	0	0	8	12	0.00	1.000
Bob McClure, L ERA: 3.15	(11, 1)	1.0	W	5	0	0	0	2	1	1	0	0	0	0	7	15	0.00	1.000

PITCHER	IP	WLS	BF	H	R	ER	SO	BB	IBB	HBP	BLK	WP	HR	S	P	ERA	WHIP

TOP

St. Louis Cardinals @ Montreal Expos

Olympic Stadium, Montreal, QB

Fri Sep 19 1986, 7:05 PM EDT

Att. 7,261 - Unknown

livebaseballscorecards.com

AB	43
R	2
H	12
RBI	2
BB	6
SO	9
LOB	22

Batter	1	2	3	4	5	6	7	8	9	10	11	AB	R	H	RBI	BB	SO	LOB
Casey Candaele, S (1, 4) OBP: 0.340, SLG: 0.333	CS 1B		FC6-4 E S 1-2f		L5-4 BB 1B		F5		4-3		1-2 2-3 3-H 1B	6	0	3	1	0	0	4
Mitch Webster, S (1, 8) OBP: 0.363, SLG: 0.437	F5		F9 1-3		4-0 BB 1-2		F8 1-2			F7		4	0	0	0	1	0	3
Tim Raines, S (1, 7) OBP: 0.407, SLG: 0.477	S 1-2 1B 1B			1B S FC1-4 BB	L5-4 2-3			F8		4-3		4	1	1	0	1	0	2
Andre Dawson, R (1, 9) OBP: 0.327, SLG: 0.465	1-H 1B			FC1-4 1-3 1B	F7			5-3		1B 1B		5	0	3	0	0	0	1
Wayne Krenchicki, L (1, 5) OBP: 0.306, SLG: 0.315 Rene Gonzales, R (9, 5) OBP: 0.182, SLG: 0.182		F9		FC1-4 G3 1B 1-2f 3-H		CS BB		4-3		1-3 1B		3 1	0 0	0 1	1 0	1 0	0 0	1 0
Andres Galarraga, R (1, 3) OBP: 0.343, SLG: 0.417 Al Newman, S (9, PR) OBP: 0.297, SLG: 0.243 Randy St. Claire, R (10, 1) Jim Wohlford, R (10, PH) OBP: 0.298, SLG: 0.368 Bob McClure, R (11, 1) OBP: 0.333, SLG: 0.333		G4-6-3 BB		G3 1-2 1B		K			1B SF7 1B	6-3		3 0 0 1 0	0 1 0 0 0	2 0 0 0 0	0 0 0 0 0	1 0 0 0 0	1 0 0 0 0	1 0 0 2 0
Tom Foley, L (1, 6) OBP: 0.333, SLG: 0.366	G4-6-3 1-2f			G3 1-2 2-3	F9				K		1B 1B BB	4	1	0	0	1	1	5
Wilfredo Tejada, R (1, 2) OBP: 0.348, SLG: 0.333 Herm Winningham, L (7, PH) OBP: 0.276, SLG: 0.339 Randy Hunt, R (8, 2) OBP: 0.250, SLG: 0.211 Wallace Johnson, S (9, PH) OBP: 0.342, SLG: 0.375 (10, 3)			5-3	IBB	CS 1-2		S BB		SF7 1-3 1B		1B IBB 1-3 1B	1 0 0 2	0 0 0 0	0 0 0 2	0 1 0 0	1 0 0 0	0 0 0 0	0 0 0 0
Bob Owchinko, L (1, 1) OBP: 0.500, SLG: 0.500 Andy McGaffigan, R (6, 1) OBP: 0.091, SLG: 0.063 George Wright, S (9, PH) OBP: 0.250, SLG: 0.284 Dann Bilardello, R (10, 2) OBP: 0.226, SLG: 0.247			FC6-4 1B	K			K		SF7 1-2 3-H		1B IBB 1-2	2 1 0 0	0 0 0 0	1 0 0 0	0 0 1 1	0 0 0 0	1 1 0 0	3 1 0 0
Inning Stats	R: 0 E: 0 K: 0 S: 4 H: 3 LOB: 2 BB: 0 P: 4	R: 0 E: 0 K: 0 S: 2 H: 0 LOB: 0 BB: 1 P: 6	R: 0 E: 0 K: 0 S: 4 H: 1 LOB: 1 BB: 0 P: 4	R: 1 E: 0 K: 1 S: 7 H: 2 LOB: 3 BB: 2 P: 15	R: 0 E: 0 K: 0 S: 3 H: 1 LOB: 1 BB: 1 P: 7	R: 0 E: 0 K: 1 S: 4 H: 0 LOB: 0 BB: 1 P: 8	R: 0 E: 0 K: 1 S: 5 H: 0 LOB: 1 BB: 1 P: 9	R: 0 E: 0 K: 0 S: 3 H: 0 LOB: 0 BB: 0 P: 3	R: 1 E: 0 K: 1 S: 7 H: 2 LOB: 2 BB: 0 P: 7	R: 0 E: 0 K: 0 S: 5 H: 2 LOB: 2 BB: 0 P: 5	R: 1 E: 0 K: 0 S: 2 H: 2 LOB: 3 BB: 2 P: 10	1B: 13 2B: 1 3B: 0 HR: 0	SF: 1 SAC: 0 DP: 2 HBP: 0					

PITCHER		IP	WLS	BF	H	R	ER	SO	BB	IBB	HBP	BLK	WP	HR	S	P	ERA	WHIP
Danny Cox, R ERA: 3.05	(1, 1)	8.0		32	7	1	1	3	5	1	0	0	0	0	32	56	1.12	1.500
Todd Worrell, R ERA: 2.08	(9, 1)	2.0		10	4	1	1	1	0	0	0	0	0	0	12	12	4.50	2.000
Pat Perry, L ERA: 3.66	(11, 1)	0.0	L	4	2	1	1	0	1	1	0	0	0	0	2	10	∞	∞

PITCHER	IP	WLS	BF	H	R	ER	SO	BB	IBB	HBP	BLK	WP	HR	S	P	ERA	WHIP

BOTTOM

St. Louis Cardinals @ Montreal Expos

Olympic Stadium, Montreal, QB

Fri Sep 19 1986, 7:05 PM EDT

Att. 7,261 - Unknown

livebaseballscorecards.com

AB	37
R	3
H	13
RBI	3
BB	8
SO	4
LOB	23

1B: 13	SF: 1	WP: 0	PA: 47
2B: 1	SAC: 0	PB: 0	
3B: 0	DP: 2	SB: 4	
HR: 0	HBP: 0	CS: 2	

Batter	1	2	3	4	5	6	7	8	9	AB	R	H	RBI	BB	SO	LOB
Vince Coleman, S (1, 7) OBP: 0.307, SLG: 0.286	K	1-2 2-H 1B			4-3			F9		4	0	1	0	0	1	0
Willie McGee, S (1, 8) OBP: 0.313, SLG: 0.373	5-3		E6 G4-6-3			WP 2B 1B		K		4	1	1	0	0	1	0
Tom Herr, S (1, 4) OBP: 0.336, SLG: 0.325	K		F8			WP 1-H 2B		BB		3	0	1	1	1	1	1
Mike Laga, L (1, 3) OBP: 0.306, SLG: 0.492		2B 1B	G4-6-3 1-2f			K		1-3		4	1	1	0	0	1	3
Andy Van Slyke, L (1, 9) OBP: 0.344, SLG: 0.432		G3 1-H 1B 2B		G3		K 2-3			K	4	1	1	1	0	2	1
Terry Pendleton, S (1, 5) OBP: 0.279, SLG: 0.302		F8		CS 1B		F9			F8	4	0	1	0	0	0	2
Ozzie Smith, S (1, 6) OBP: 0.366, SLG: 0.320		G3 2-3		F9			G3		4-3	4	0	0	0	0	0	2
Michael LaValliere, L (1, 2) OBP: 0.320, SLG: 0.301		PB 1B 3-H 1B		CS 1-2	4-3		K			3	0	1	1	0	1	0
Ricky Horton, L (1, 1) OBP: 0.158, SLG: 0.059		1B 1-2 BB			G3		L6			2	0	0	0	1	0	0
Inning Stats	R: 0 E: 0 K: 2 S: 7 H: 0 LOB: 0 BB: 0 P: 7	R: 2 E: 0 K: 0 S: 6 H: 4 LOB: 2 BB: 1 P: 10	R: 0 E: 1 K: 0 S: 3 H: 0 LOB: 0 BB: 0 P: 3	R: 0 E: 0 K: 0 S: 3 H: 1 LOB: 0 BB: 0 P: 3	R: 0 E: 0 K: 0 S: 3 H: 0 LOB: 0 BB: 0 P: 3	R: 1 E: 0 K: 2 S: 9 H: 2 LOB: 1 BB: 0 P: 9	R: 0 E: 0 K: 1 S: 5 H: 0 LOB: 0 BB: 0 P: 5	R: 0 E: 0 K: 1 S: 5 H: 0 LOB: 1 BB: 1 P: 9	R: 0 E: 0 K: 1 S: 5 H: 0 LOB: 0 BB: 0 P: 5	1B: 5 2B: 2 3B: 0 HR: 0 SF: 0 SAC: 0 DP: 1 HBP: 0						

PITCHER		IP	WLS	BF	H	R	ER	SO	BB	IBB	HBP	BLK	WP	HR	S	P	ERA	WHIP
Sergio Valdez, R ERA: 6.75	(1, 1)	5.0	L	21	7	3	3	2	1	0	0	0	1	0	24	28	5.40	1.600
Randy St. Claire, R ERA: 2.79	(6, 1)	3.0		10	0	0	0	4	1	0	0	0	1	0	17	21	0.00	0.333
Bert Roberge, R ERA: 6.56	(9, 1)	1.0		3	0	0	0	1	0	0	0	0	0	0	5	5	0.00	0.000

PITCHER	IP	WLS	BF	H	R	ER	SO	BB	IBB	HBP	BLK	WP	HR	S	P	ERA	WHIP

TOP

St. Louis Cardinals @ Montreal Expos

Olympic Stadium, Montreal, QB

Sat Sep 20 1986, 3:33 AM EDT

Att. 7,289 - Unknown

livebaseballscorecards.com

AB	32
R	3
H	7
RBI	3
BB	2
SO	7
LOB	9

1B: 5	SF: 0	WP: 2	PA: 35
2B: 2	SAC: 0	PB: 1	
3B: 0	DP: 1	SB: 0	
HR: 0	HBP: 0	CS: 1	

Batter	1	2	3	4	5	6	7	8	9	AB	R	H	RBI	BB	SO	LOB
Casey Candaele, S (1, 4) OBP: 0.314, SLG: 0.304	4-3			F6		6-3		G4-6-3 1-2f		4	0	0	0	0	0	1
Mitch Webster, S (1, 8) OBP: 0.361, SLG: 0.434	6-3			F9		4-3			5-3	4	0	0	0	0	0	0
Tim Raines, S (1, 7) OBP: 0.407, SLG: 0.477	5-3			1B 2B 1B		1B			4-3	4	1	2	0	0	0	0
Andre Dawson, R (1, 9) OBP: 0.326, SLG: 0.463		K		2B 1-3 1B		F7			5-3	4	0	1	0	0	1	1
Andres Galarraga, R (1, 3) OBP: 0.343, SLG: 0.420		5-3		1-3 3-H 2B			F8			3	0	1	1	0	0	0
Luis Rivera, R (1, 6) OBP: 0.294, SLG: 0.289		F2		L5			CS 1B			3	0	1	0	0	0	2
Rene Gonzales, R (1, 5) OBP: 0.143, SLG: 0.143			F7		1-3		K			3	0	0	0	0	1	1
Wilfredo Tejada, R (1, 2) OBP: 0.308, SLG: 0.292			K		K		CS 1-2		F8	3	0	0	0	0	2	0
Sergio Valdez, R (1, 1) OBP: 0.200, SLG: 0.200			K		1-3				G4-6-3 1B	2	0	0	0	0	1	0
Randy St. Claire, R (6, 1)										0	0	0	0	0	0	0
Jim Wohlford, R (8, PH) OBP: 0.305, SLG: 0.375										1	0	1	0	0	0	0
Bert Roberge, R (9, 1)										0	0	0	0	0	0	0
Inning Stats	R: 0 E: 0 K: 0 S: 3 H: 0 LOB: 0 BB: 0 P: 3	R: 0 E: 0 K: 1 S: 5 H: 0 LOB: 0 BB: 0 P: 5	R: 0 E: 0 K: 2 S: 7 H: 0 LOB: 0 BB: 0 P: 7	R: 1 E: 0 K: 0 S: 6 H: 3 LOB: 2 BB: 0 P: 6	R: 0 E: 0 K: 1 S: 5 H: 0 LOB: 0 BB: 0 P: 5	R: 0 E: 0 K: 0 S: 4 H: 1 LOB: 1 BB: 0 P: 4	R: 0 E: 0 K: 1 S: 5 H: 1 LOB: 0 BB: 0 P: 5	R: 0 E: 0 K: 0 S: 3 H: 1 LOB: 0 BB: 0 P: 3	R: 0 E: 0 K: 0 S: 3 H: 0 LOB: 0 BB: 0 P: 3	1B: 5 2B: 1 3B: 0 HR: 0 SF: 0 SAC: 0 DP: 1 HBP: 0						

PITCHER	IP	WLS	BF	H	R	ER	SO	BB	IBB	HBP	BLK	WP	HR	S	P	ERA	WHIP
Ricky Horton, L (1, 1) ERA: 1.91	9.0	W	31	6	1	1	5	0	0	0	0	0	0	41	41	1.00	0.667

PITCHER	IP	WLS	BF	H	R	ER	SO	BB	IBB	HBP	BLK	WP	HR	S	P	ERA	WHIP

BOTTOM

St. Louis Cardinals @ Montreal Expos

Olympic Stadium, Montreal, QB

Sat Sep 20 1986, 3:33 AM EDT

Att. 7,289 - Unknown

livebaseballscorecards.com

AB	31
R	1
H	6
RBI	1
BB	0
SO	5
LOB	5

PA: 32

WP: 0
PB: 0
SB: 0
CS: 1

St. Louis Cardinals @ Montreal Expos

Olympic Stadium, Montreal, QB

Sun Sep 21 1986, 3:33 AM EDT

Att. 10,686 - Unknown

TOP

livebaseballscorecards.com

Batter	1	2	3	4	5	6	7	8	9	AB	R	H	RBI	BB	SO	LOB
Vince Coleman, S (1, 7) OBP: 0.306, SLG: 0.287	S S S 0-3 ① K		x 0-0 ① F8		x 0-0 S WP 2B		x 0-0 ② SF7 3-H		x 0-0 ① 6-3	4	1	1	1	0	1	0
Willie McGee, S (1, 8) OBP: 0.312, SLG: 0.371	x 0-0 ② 5-3		x 0-0 ② 4-3		x 0-0 ③ F6 2-H		x 0-0 1B		x 0-0 ② 4-3	5	0	1	0	0	0	0
Tom Herr, S (1, 4) OBP: 0.340, SLG: 0.331	x 0-0 2B 1B		x 0-0 1B			B B B B 4-0 F9 S 2B BB	S S S 0-3 ③ K		x 0-0 2B	4	2	3	0	1	1	1
Mike Laga, L (1, 3) OBP: 0.299, SLG: 0.486	x 0-0 1-H IHR 2B		x 0-0 ③ F9			x 0-0 ① F9 1-3		S S S 0-3 ① K	x 0-0 ③ 3-1	5	1	1	1	0	1	3
Andy Van Slyke, L (1, 9) OBP: 0.345, SLG: 0.440	x 0-0 2-H IHR			S S S 0-3 ① K		S S S 0-3 ② K		x 0-0 1B S SH1-3 1B		4	2	2	2	0	2	1
Terry Pendleton, S (1, 5) OBP: 0.281, SLG: 0.305	x 0-0 ③ F9			x 0-0 ② G3		x 0-0 3-H 2B		x 0-0 SH1-3 1-3 1B		4	0	2	1	0	0	0
Michael LaValliere, L (1, 2) OBP: 0.317, SLG: 0.298		x 0-0 ① F8		x 0-0 ③ G3		x 0-0 ③ F9		x 0-0 ② SH1-3 1-2 3-H		3	0	0	1	0	0	1
José Oquendo, S (1, 6) OBP: 0.361, SLG: 0.338		x 0-0 ② G3			x 0-0 ① 4-3	B B B B 4-0 SH2-3 E SF7 BB	I I I 4-0 IBB			2	1	0	0	2	0	0
Tim Conroy, L (1, 1) OBP: 0.233, SLG: 0.222		x 0-0 ③ 6-3			S S S 0-3 ② K	x 0-0 ① SH2-3 1-3	x 0-0 ③ G3			2	0	0	0	0	1	0
Curt Ford, L (8, PH) OBP: 0.319, SLG: 0.365										1	0	0	0	0	0	2
Ray Soff, R (8, 1)										0	0	0	0	0	0	0

Inning Stats																															
	R: 3	H: 3	R: 0	H: 0	R: 0	H: 1	R: 0	H: 0	R: 1	H: 1	R: 1	H: 1	R: 1	H: 2	R: 0	H: 1	1B: 5	SF: 1	WP: 1	PA: 40
	E: 0	LOB: 0	E: 0	LOB: 0	E: 0	LOB: 1	E: 0	LOB: 0	E: 0	LOB: 0	E: 1	LOB: 1	E: 1	LOB: 1	E: 0	LOB: 2	E: 0	LOB: 1	2B: 4	SAC: 2	PB: 0	
	K: 1	BB: 0	K: 0	BB: 0	K: 0	BB: 0	K: 1	BB: 0	K: 1	BB: 0	K: 1	BB: 1	K: 1	BB: 1	K: 0	BB: 1	K: 0	BB: 0	3B: 0	DP: 0	SB: 3	
	S: 8	P: 8	S: 3	P: 3	S: 4	P: 4	S: 5	P: 5	S: 6	P: 6	S: 6	P: 10	S: 6	P: 10	S: 7	P: 11	S: 4	P: 4	HR: 1	HBP: 0	CS: 0	

PITCHER		IP	WLS	BF	H	R	ER	SO	BB	IBB	HBP	BLK	WP	HR	S	P	ERA	WHIP
Jay Tibbs, R (1, 1) ERA: 3.93		5.0	L	20	5	4	4	3	0	0	0	0	1	0	26	26	7.20	1.000
Bert Roberge, R (6, 1) ERA: 6.75		2.0		10	2	2	2	2	2	0	0	0	0	0	12	20	9.00	2.000
Curt Brown, R (8, 1) ERA: 6.0		2.0		10	3	1	1	1	0	1	0	0	0	0	11	15	4.50	1.500

PITCHER	IP	WLS	BF	H	R	ER	SO	BB	IBB	HBP	BLK	WP	HR	S	P	ERA	WHIP

AB	34
R	7
H	10
RBI	6
BB	3
SO	6
LOB	8

BOTTOM

St. Louis Cardinals @ Montreal Expos

Olympic Stadium, Montreal, QB

Sun Sep 21 1986, 3:33 AM EDT

Att. 10,686 - Unknown

Batter	1	2	3	4	5	6	7	8	9	AB	R	H	RBI	BB	SO	LOB
Casey Candaele, S (1, 4) OBP: 0.339, SLG: 0.353	0-0 BB BB 1B		0-3 K ①		0-3 K ②		0-0 WP SF7 2B		0-0 1B	5	1	3	0	0	2	0
Mitch Webster, S (1, 8) OBP: 0.358, SLG: 0.430	0-0 F9 ①		0-0 F9 ②		0-3 K ③		0-3 K 2-3		0-0 4-3 ③	5	0	0	0	0	2	3
Tim Raines, S (1, 7) OBP: 0.408, SLG: 0.480	0-0 F9 ②		0-0 2B			0-0 1B SF8 1B	0-0 SF7 ② 3-H			3	1	2	1	0	0	1
Andre Dawson, R (1, 9) OBP: 0.328, SLG: 0.462	4-0 BB 1-2 BB		0-0 6-3 ③			0-0 1B 1-2 1B	0-0 6-3 ③			3	0	1	0	1	0	2
Andres Galarraga, R (1, 3) OBP: 0.345, SLG: 0.419	4-0 1-2 2-3 BB			0-3 K ①		0-0 1-2 2-3 1B		0-3 K ①		3	0	1	0	1	2	0
Luis Rivera, R (1, 6) OBP: 0.286, SLG: 0.282	0-3 K ③			0-0 4-3 ②		0-0 SF8 ① 3-H		0-0 F3 ②		3	0	0	1	0	1	3
Rene Gonzales, R (1, 5) OBP: 0.176, SLG: 0.125 Tom Foley, L (8, PH) OBP: 0.332, SLG: 0.364 (9, 5)		0-3 K ①		4-0 1B CS BB		0-0 F3 ②		0-0 L4 ③		2 1	0 0	0 0	0 0	1 0	1 0	2 0
Wilfredo Tejada, R (1, 2) OBP: 0.296, SLG: 0.280 Dann Bilardello, R (4, 2) OBP: 0.229, SLG: 0.250 Herm Winningham, L (9, PH) OBP: 0.274, SLG: 0.337		0-3 K ②		0-0 1-3 1B		0-0 F5 ③			0-3 K ①	1 2 1	0 0 0	0 1 0	0 0 0	1 0 1	0 0 0	0 2 0
Jay Tibbs, R (1, 1) OBP: 0.196, SLG: 0.154 George Wright, S (5, PH) OBP: 0.248, SLG: 0.282 Bert Roberge, R (6, 1) Al Newman, S (7, PH) OBP: 0.295, SLG: 0.241 Curt Brown, R (8, 1) Wallace Johnson, S (9, PH) OBP: 0.339, SLG: 0.371		0-3 K ③		0-0 CS ③ 3-H	0-3 K ①		0-3 K ①		0-0 6-3 ②	1 1 0 1 0 1	0 0 0 0 0 0	0 0 0 0 0 0	0 0 0 0 0 0	0 1 0 1 0 0	1 0 0 0 0 0	0 0 0 0 0 0
Inning Stats	R: 0 E: 0 K: 1 S: 6 H: 1 LOB: 3 BB: 2 P: 14	R: 0 E: 0 K: 3 S: 9 H: 0 LOB: 0 BB: 0 P: 9	R: 0 E: 0 K: 1 S: 6 H: 1 LOB: 1 BB: 0 P: 6	R: 0 E: 0 K: 1 S: 5 H: 1 LOB: 1 BB: 1 P: 9	R: 0 E: 0 K: 3 S: 9 H: 0 LOB: 0 BB: 0 P: 9	R: 1 E: 0 K: 0 S: 6 H: 3 LOB: 2 BB: 0 P: 6	R: 1 E: 0 K: 2 S: 9 H: 1 LOB: 1 BB: 0 P: 9	R: 0 E: 0 K: 1 S: 5 H: 0 LOB: 0 BB: 0 P: 5	R: 0 E: 0 K: 1 S: 6 H: 1 LOB: 1 BB: 0 P: 6	1B: 6 2B: 2 3B: 0 HR: 0	SF: 2 SAC: 0 DP: 0 HBP: 0						

	AB	33
	R	2
	H	8
	RBI	2
	BB	3
	SO	13
	LOB	13

WP: 1 PB: 0 SB: 0 CS: 1 PA: 39

livebaseballscorecards.com

PITCHER		IP	WLS	BF	H	R	ER	SO	BB	IBB	HBP	BLK	WP	HR	S	P	ERA	WHIP
Tim Conroy, L ERA: 4.96	(1, 1)	7.0	W	31	7	2	2	11	3	0	0	0	1	0	50	62	2.57	1.429
Ray Soff, R ERA: 2.03	(8, 1)	2.0		7	1	0	0	2	0	0	0	0	0	0	11	11	0.00	0.500

PITCHER	IP	WLS	BF	H	R	ER	SO	BB	IBB	HBP	BLK	WP	HR	S	P	ERA	WHIP

Montreal Expos @ Chicago Cubs

Wrigley Field, Chicago, IL

Mon Sep 22 1986, 3:33 AM CDT

Att. 4,252 - Unknown

livebaseballscorecards.com

Batter	1	2	3	4	5	6	7	8	9	AB	R	H	RBI	BB	SO	LOB
Casey Candaele, S (1, 4) OBP: 0.328, SLG: 0.345	F2		SF8 3-H		4-3		1B 1B	4-3		4	1	1	1	0	0	2
Mitch Webster, S (1, 8) OBP: 0.360, SLG: 0.430	4-3		BBBB 4-0 1-2 BB		E8 E 1B		1B 1-3 1B		F7	4	1	2	0	1	0	0
Tim Raines, S (1, 7) OBP: 0.408, SLG: 0.479	F7		F7		E7 2-H 1B		G6-4-3 1-3 3-H 1B		SSS K	5	0	2	2	0	1	2
Andre Dawson, R (1, 9) OBP: 0.331, SLG: 0.472		CS 1B		HR	SSS K		G6-4-3 1-2f		2B	5	2	3	1	0	1	3
Wayne Krenchicki, L (1, 5) OBP: 0.306, SLG: 0.312		L6		4-3	4-0 IBB		F7		2-H 1B 2B	2	0	0	0	1	0	1
Luis Rivera, R (7, PH) (7, 6) OBP: 0.289, SLG: 0.294										2	0	1	1	0	0	1
Andres Galarraga, R (1, 3) OBP: 0.346, SLG: 0.422		F9		SSS K	SSS K			1B FC5-2 2B	2-H 1B	5	0	2	0	0	2	3
Tom Foley, L (1, 6) OBP: 0.335, SLG: 0.367 (7, 5)		CS 1-2	F7	E S 1B		L4		WP FC5-2 2-3 1B		4	0	2	0	0	0	0
Randy Hunt, R (1, 2) OBP: 0.333, SLG: 0.273			1B SF8 1B	BBBB 1-3 BB		7-3 1B		FC5-2 WP 1-2 3-H		3	1	2	0	1	0	2
Floyd Youmans, R (1, 1) OBP: 0.230, SLG: 0.217			BB 1-3 1B	F9		7-3 1-2f		SSS K 1-2 2-3		4	0	1	0	0	1	5
Jeff Reardon, R (9, 1) OBP: 0.125, SLG: 0.125										0	0	0	0	0	0	0

TOP

AB	38
R	5
H	16
RBI	5
BB	3
SO	5
LOB	19

Inning Stats	1	2	3	4	5	6	7	8	9
	R: 0 E: 0 K: 0 S: 3	H: 0 LOB: 0 BB: 0 P: 3	R: 0 E: 0 K: 0 S: 3	H: 1 LOB: 0 BB: 0 P: 3	R: 1 E: 0 K: 0 S: 5	H: 2 LOB: 2 BB: 1 P: 9	R: 1 E: 0 K: 1 S: 7	H: 2 LOB: 2 BB: 1 P: 11	R: 1 E: 2 K: 2 S: 9	H: 2 LOB: 2 BB: 1 P: 13
	R: 0 E: 0 K: 0 S: 3	H: 1 LOB: 0 BB: 0 P: 3	R: 1 E: 0 K: 0 S: 5	H: 3 LOB: 1 BB: 0 P: 5	R: 0 E: 0 K: 1 S: 7	H: 2 LOB: 2 BB: 0 P: 7	R: 1 E: 0 K: 1 S: 7	H: 3 LOB: 2 BB: 0 P: 7		

1B: 12	SF: 1
2B: 4	SAC: 0
3B: 0	DP: 2
HR: 1	HBP: 0

WP: 1	PA: 43
PB: 0	
SB: 1	
CS: 1	

PITCHER		IP	WLS	BF	H	R	ER	SO	BB	IBB	HBP	BLK	WP	HR	S	P	ERA	WHIP
Dennis Eckersley, R ERA: 4.66	(1, 1)	6.0	L	30	11	4	3	3	2	1	0	0	0	1	33	45	4.50	2.167
Steve Trout, L ERA: 4.77	(7, 1)	2.0		7	2	0	0	1	0	0	0	0	1	0	9	9	0.00	1.000
Ron Davis, R ERA: 8.04	(9, 1)	1.0		5	3	1	1	1	0	0	0	0	0	0	7	7	9.00	3.000

PITCHER		IP	WLS	BF	H	R	ER	SO	BB	IBB	HBP	BLK	WP	HR	S	P	ERA	WHIP

Batter	1	2	3	4	5	6	7	8	9	AB	R	H	RBI	BB	SO	LOB
Chico Walker, S (1, 9) OBP: 0.329, SLG: 0.397	S S S 0-3 ① K		B B B B 4-0 23 1B BB			x 0-0 ① F2		x 0-0 ③ F7		3	0	0	0	1	1	0
23 Ryne Sandberg, R (1, 4) OBP: 0.330, SLG: 0.412	x 0-0 ② F8		x 0-0 ② 1-3 1B			x 0-0 2B			x 0-0 F8 E 2B	4	1	3	0	0	0	0
Rafael Palmeiro, L (1, 7) OBP: 0.306, SLG: 0.422	B B B B 4-0 1B E BB		S S S 0-3 ③ K			x 0-0 ② F7			x 0-0 ① F8 2-3	3	1	0	0	1	1	3
Keith Moreland, R (1, 2) OBP: 0.330, SLG: 0.390	x 0-0 E6 1-H 1B			x 0-0 ① F8		x 0-0 ③ F5			x 0-0 E4 BB 3-H	4	0	1	0	0	0	1
Leon Durham, L (1, 3) OBP: 0.351, SLG: 0.463	S S S 0-3 ③ K			x 0-0 ② 1-3			x 0-0 ① F9		B B B B 4-0 1-2 BB	3	0	0	0	1	1	1
Chris Speier, R (1, 6) OBP: 0.358, SLG: 0.459		S S S 0-3 ① K		S S S 0-3 ③ K			x 0-0 ② F6		x 0-0 ② F7	4	0	0	0	0	2	2
Manny Trillo, R (1, 5) OBP: 0.363, SLG: 0.396		x 0-0 ② F2			x 0-0 ① F3		S S S 0-3 ③ K		x 0-0 ③ F5	4	0	0	0	0	1	2
Dave Martinez, L (1, 8) OBP: 0.190, SLG: 0.194		x 0-0 ③ L3			S S S 0-3 ② K			S S S 0-3 ① K		3	0	0	0	0	2	0
Dennis Eckersley, R (1, 1) OBP: 0.174, SLG: 0.299 Steve Trout, L (7, 1) OBP: 0.200, SLG: 0.205 Terry Francona, L (8, PH) OBP: 0.280, SLG: 0.325 Ron Davis, R (9, 1)			x 0-0 ① F6		x 0-0 ③ F9			x 0-0 ② F8		2 0 1 0	0 0 0 0	0 0 0 0	0 0 0 0	0 0 0 0	0 0 0 0	0 0 0 0
Inning Stats	R: 1 H: 1 E: 1 LOB: 1 K: 2 BB: 1 S: 8 P: 12	R: 0 H: 0 E: 0 LOB: 0 K: 1 BB: 0 S: 5 P: 5	R: 0 H: 1 E: 0 LOB: 1 K: 1 BB: 1 S: 5 P: 9	R: 0 H: 0 E: 0 LOB: 0 K: 1 BB: 0 S: 5 P: 5	R: 0 H: 0 E: 0 LOB: 0 K: 1 BB: 0 S: 5 P: 5	R: 0 H: 1 E: 0 LOB: 1 K: 0 BB: 0 S: 4 P: 4	R: 0 H: 0 E: 0 LOB: 0 K: 1 BB: 0 S: 5 P: 5	R: 0 H: 0 E: 0 LOB: 0 K: 1 BB: 0 S: 5 P: 5	R: 1 H: 1 E: 1 LOB: 2 K: 0 BB: 1 S: 5 P: 9	1B: 2 SF: 0 2B: 2 SAC: 0 3B: 0 DP: 0 HR: 0 HBP: 0						

PITCHER		IP	WLS	BF	H	R	ER	SO	BB	IBB	HBP	BLK	WP	HR	S	P	ERA	WHIP
Floyd Youmans, R ERA: 3.45	(1, 1)	8.1	W	32	4	2	0	8	3	0	0	0	0	0	45	57	0.00	0.840
Jeff Reardon, R ERA: 3.78	(9, 1)	0.2	S	2	0	0	0	0	0	0	0	0	0	0	2	2	0.00	0.000

PITCHER	IP	WLS	BF	H	R	ER	SO	BB	IBB	HBP	BLK	WP	HR	S	P	ERA	WHIP

Montreal Expos @ Chicago Cubs

Wrigley Field, Chicago, IL

Mon Sep 22 1986, 3:33 AM CDT

Att. 4,252 - Unknown

BOTTOM

livebaseballscorecards.com

AB	31
R	2
H	4
RBI	0
BB	3
SO	8
LOB	9

WP: 0 PA: 34
PB: 0
SB: 0
CS: 0

Montreal Expos @ Chicago Cubs

Wrigley Field, Chicago, IL

Tue Sep 23 1986, 3:33 AM CDT

Att. 4,684 - Unknown

TOP

Batter	1	2	3	4	5	6	7	8	9	AB	R	H	RBI	BB	SO	LOB
Casey Candaele, S (1, 4) (9, 5) OBP: 0.318, SLG: 0.333	5-3	4-3		F8 1B 1-2 1B		B5-3		4-3		5	1	1	0	0	0	1
Mitch Webster, S (1, 8) OBP: 0.360, SLG: 0.430	1B 1B 1B	F7		F8 1-2 2-3		CS 1B		F7		5	1	2	0	0	0	3
Tim Raines, S (1, 7) OBP: 0.411, SLG: 0.481	S 1B 1-3 1B		F7	1B IBB		1-2			1B 1B 2B 1B	4	2	3	0	1	0	0
Andre Dawson, R (1, 9) OBP: 0.333, SLG: 0.476	1-3 1-2		BB 2B	G5-4-3 1-2 2-H 3-H 1B		S S S K			1B 2B 1-2 1B	5	1	3	2	0	1	3
Andres Galarraga, R (1, 3) OBP: 0.347, SLG: 0.422	CS 2-H 3-H 1B		6-3	G5-4-3 1-2f			4-3		2B WP 1-2 2-3 1B	5	1	2	2	0	0	3
Tom Foley, L (1, 5) Jim Wohlford, R (9, PH) OBP: 0.313, SLG: 0.393 Al Newman, S (9, 4) OBP: 0.295, SLG: 0.241	CS 1-2	1B 2B 1B	BB IBB		FC5-4 1B		L3		WP 1-3 2-H 3-H 2B	3 1 0	1 0 0	2 1 0	0 2 0	1 0 0	0 0 0	0 0 0
Luis Rivera, R (1, 6) OBP: 0.295, SLG: 0.295 Andy McGaffigan, R (7, 1) OBP: 0.088, SLG: 0.061		1-3 1-3 2B 1B	B B B 1-2 2-3 BB		FC5-4 1-2f		S S S K		S S S K 2-3 3-H	3 1	1 0	1 0	0 0	1 0	1 1	1 1
Randy Hunt, R (1, 2) OBP: 0.310, SLG: 0.370		1-3 1-2	S S S K		F2			HR	4-3	5	1	1	1	0	1	7
Dennis Martinez, R (1, 1) OBP: 0.133, SLG: 0.172 Randy St. Claire, R (4, 1) Rene Gonzales, R (7, 6) OBP: 0.158, SLG: 0.111		4-3 2-H 3-H 2B		F8 1B 1B	S S S K			S S S 4-3	S S S K	2 1 2	1 0 0	2 0 0	2 0 0	0 1 0	0 1 1	0 1 1
Inning Stats	R: 2 E: 0 K: 0 S: 5 H: 3 LOB: 0 BB: 0 P: 5	R: 2 E: 0 K: 0 S: 6 H: 3 LOB: 1 BB: 0 P: 6	R: 0 E: 0 K: 1 S: 6 H: 1 LOB: 3 BB: 2 P: 14	R: 2 E: 0 K: 0 S: 5 H: 3 LOB: 1 BB: 1 P: 9	R: 0 E: 0 K: 1 S: 6 H: 1 LOB: 1 BB: 0 P: 6	R: 0 E: 0 K: 1 S: 6 H: 2 LOB: 1 BB: 0 P: 6	R: 0 E: 0 K: 1 S: 5 H: 0 LOB: 0 BB: 0 P: 5	R: 1 E: 0 K: 0 S: 4 H: 1 LOB: 0 BB: 0 P: 4	R: 3 E: 0 K: 2 S: 11 H: 4 LOB: 1 BB: 0 P: 11	1B: 14 2B: 3 3B: 0 HR: 1	SF: 0 SAC: 0 DP: 1 HBP: 0						

	AB	42
	R	10
	H	18
	RBI	9
	BB	3
	SO	6
	LOB	21

WP: 1 PB: 0 SB: 1 CS: 2 PA: 46

PITCHER		IP	WLS	BF	H	R	ER	SO	BB	IBB	HBP	BLK	WP	HR	S	P	ERA	WHIP
Greg Maddux, R ERA: 6.17	(1, 1)	3.1	L	21	9	6	6	1	1	2	0	0	0	0	20	32	16.20	3.000
Dave Gumpert, R ERA: 4.26	(4, 1)	0.2		2	1	0	0	0	0	0	0	0	0	0	2	2	0.00	1.500
Ed Lynch, R ERA: 3.68	(5, 1)	2.0		8	3	0	0	2	0	0	0	0	0	0	12	12	0.00	1.500
Ron Davis, R ERA: 8.38	(7, 1)	2.0		10	4	4	4	1	0	0	0	0	0	1	12	12	18.00	2.000
Guy Hoffman, L ERA: 4.3	(9, 1)	1.0		4	1	0	0	2	0	0	0	0	1	0	8	8	0.00	1.000

PITCHER	IP	WLS	BF	H	R	ER	SO	BB	IBB	HBP	BLK	WP	HR	S	P	ERA	WHIP

livebaseballscorecards.com

Batter	1	2	3	4	5	6	7	8	9	AB	R	H	RBI	BB	SO	LOB
Chico Walker, S (1, 8) OBP: 0.333, SLG: 0.397	G3		1-2 1B	K			23 CS 1B		2-3 4-3	5	0	2	0	0	1	2
23 Ryne Sandberg, R (1, 4) OBP: 0.328, SLG: 0.409	K		FC5 2-3f		F4		1-2 4-3		4-3	5	0	0	0	0	1	4
Gary Matthews, R (1, 7) OBP: 0.363, SLG: 0.478	5-3			2B 1B 1B	6-3		F8			4	1	1	0	0	0	0
Keith Moreland, R (1, 5) OBP: 0.329, SLG: 0.389		F9		2B HR 1-2 1B	F8			K		4	1	1	0	0	1	0
Leon Durham, L (1, 3) OBP: 0.350, SLG: 0.463		5-3		HR 1-3 2-H 2B		K 1B		4-3		4	1	1	1	0	1	0
Jody Davis, R (1, 2) OBP: 0.285, SLG: 0.402		K		HR 2-H 3-H		F2		K		4	1	1	3	0	2	1
Brian Dayett, R (1, 9) OBP: 0.231, SLG: 0.278			K	1B		1-2 1B			HR	4	1	3	1	0	1	0
Shawon Dunston, R (1, 6) OBP: 0.280, SLG: 0.411			F4	K		K			4-3 4-3 1B	4	0	1	0	0	2	3
Greg Maddux, R (1, 1) OBP: 0.444, SLG: 0.444			23 FC5 1B 1B	F4		4-3			1-2 4-3	1	0	1	0	0	0	0
Dave Gumpert, R (4, 1)										0	0	0	0	0	0	0
Jerry Mumphrey, S (4, PH) OBP: 0.354, SLG: 0.391										1	0	0	0	0	0	1
Ed Lynch, R (5, 1) OBP: 0.097, SLG: 0.034										0	0	0	0	0	0	0
Rafael Palmeiro, L (6, PH) OBP: 0.300, SLG: 0.413										1	0	0	0	0	0	2
Ron Davis, R (7, 1)										0	0	0	0	0	0	0
Guy Hoffman, L (9, 1)										0	0	0	0	0	0	0
Terry Francona, L (9, PH) OBP: 0.278, SLG: 0.322										1	0	0	0	0	0	1
Inning Stats	R: 0 E: 0 K: 1 S: 5 H: 0 LOB: 0 BB: 0 P: 5	R: 0 E: 0 K: 1 S: 5 H: 0 LOB: 0 BB: 0 P: 5	R: 0 E: 0 K: 1 S: 7 H: 2 LOB: 2 BB: 0 P: 7	R: 4 E: 0 K: 2 S: 12 H: 5 LOB: 1 BB: 0 P: 12	R: 0 E: 0 K: 0 S: 3 H: 0 LOB: 0 BB: 0 P: 3	R: 0 E: 0 K: 2 S: 9 H: 1 LOB: 2 BB: 0 P: 9	R: 0 E: 0 K: 0 S: 3 H: 1 LOB: 0 BB: 0 P: 3	R: 0 E: 0 K: 2 S: 7 H: 0 LOB: 0 BB: 0 P: 7	R: 1 E: 0 K: 0 S: 5 H: 2 LOB: 1 BB: 0 P: 5	1B: 8 2B: 1 3B: 0 HR: 2 SF: 0 SAC: 0 DP: 0 HBP: 0						

PITCHER		IP	WLS	BF	H	R	ER	SO	BB	IBB	HBP	BLK	WP	HR	S	P	ERA	WHIP
Dennis Martinez, R ERA: 4.73	(1, 1)	3.0		16	7	4	4	3	0	0	0	0	0	1	22	22	12.00	2.333
Randy St. Claire, R ERA: 2.13	(4, 1)	3.0	W	11	1	0	0	4	0	0	0	0	0	0	19	19	0.00	0.333
Andy McGaffigan, R ERA: 2.79	(7, 1)	3.0	S	11	3	1	1	2	0	0	0	0	0	1	15	15	3.00	1.000

PITCHER	IP	WLS	BF	H	R	ER	SO	BB	IBB	HBP	BLK	WP	HR	S	P	ERA	WHIP

BOTTOM

Montreal Expos @ Chicago Cubs

Wrigley Field, Chicago, IL

Tue Sep 23 1986, 3:33 AM CDT

Att. 4,684 - Unknown

livebaseballscorecards.com

AB	38
R	5
H	11
RBI	5
BB	0
SO	9
LOB	14

WP: 0	PA: 38															
PB: 1																
SB: 0																
CS: 1																

Montreal Expos @ Pittsburgh Pirates

Three Rivers Stadium, Pittsburgh, PA

Wed Sep 24 1986, 7:05 PM EDT

Att. 3,092 - Unknown

TOP

Batter	1	2	3	4	5	6	7	8	9	AB	R	H	RBI	BB	SO	LOB
Casey Candaele, S (1, 4) (8, 5) OBP: 0.296, SLG: 0.308	F6		L4		1-3		4-3		F8	5	0	0	0	0	0	1
Mitch Webster, S (1, 8) OBP: 0.361, SLG: 0.430	BB		F7			G6-4-3		3-1		3	1	1	0	1	0	0
Tim Raines, S (1, 7) OBP: 0.413, SLG: 0.483	1-3		K			1-2				4	0	3	0	0	1	0
Andre Dawson, R (1, 9) OBP: 0.337, SLG: 0.480	1-3 3-H					1-2f 2-3		S 1-3		4	0	3	1	0	0	2
Andres Galarraga, R (1, 3) OBP: 0.345, SLG: 0.418	2-3			K		BB		K		3	0	0	0	1	2	5
Tom Foley, L (1, 5) (8, 6) OBP: 0.340, SLG: 0.366	K2-3			F9		F7		1-2		3	0	0	0	1	1	5
Luis Rivera, R (1, 6) OBP: 0.295, SLG: 0.295		K		1-3			FC3-6	F5		3	0	1	0	0	1	1
Wallace Johnson, S (8, PH) OBP: 0.336, SLG: 0.368							1B			1	0	0	0	0	0	3
Rene Gonzales, R (8, 6) OBP: 0.158, SLG: 0.111										0	0	0	0	0	0	0
Jeff Reardon, R (8, 1) OBP: 0.125, SLG: 0.125										0	0	0	0	0	0	0
Randy Hunt, R (1, 2) OBP: 0.281, SLG: 0.333		1-3			K		FC3-6 1-2f		K	3	0	0	0	0	1	1
Herm Winningham, L (9, PH) OBP: 0.273, SLG: 0.335										1	0	0	0	0	1	0
Bob Sebra, R (1, 1) OBP: 0.292, SLG: 0.304		1-3			5-3		K		4-3	2	0	0	0	0	0	0
George Wright, S (7, PH) OBP: 0.248, SLG: 0.281										1	0	0	0	0	1	1
Bob McClure, R (7, 1) OBP: 0.333, SLG: 0.333										0	0	0	0	0	0	0
Al Newman, S (8, 4) OBP: 0.295, SLG: 0.241										0	0	0	0	0	0	0
Jim Wohlford, R (9, PH) OBP: 0.309, SLG: 0.389										1	0	0	0	0	0	0
Inning Stats	R: 1 E: 0 K: 1 S: 7 H: 2 LOB: 2 BB: 1 P: 11	R: 0 E: 0 K: 1 S: 5 H: 0 LOB: 0 BB: 0 P: 5	R: 0 E: 0 K: 1 S: 5 H: 0 LOB: 0 BB: 0 P: 5	R: 0 E: 0 K: 1 S: 6 H: 1 LOB: 1 BB: 0 P: 6	R: 0 E: 0 K: 1 S: 5 H: 0 LOB: 0 BB: 0 P: 5	R: 0 E: 0 K: 0 S: 4 H: 2 LOB: 2 BB: 1 P: 8	R: 0 E: 0 K: 1 S: 6 H: 1 LOB: 1 BB: 0 P: 6	R: 0 E: 0 K: 1 S: 7 H: 2 LOB: 3 BB: 1 P: 11	R: 0 E: 0 K: 1 S: 5 H: 0 LOB: 0 BB: 0 P: 5	1B: 7 2B: 1 3B: 0 HR: 0	SF: 0 SAC: 0 DP: 1 HBP: 0						

	AB	34
	R	1
	H	8
	RBI	1
	BB	3
	SO	8
	LOB	19

WP: 0 PB: 0 SB: 1 CS: 0 PA: 37

livebaseballscorecards.com

PITCHER		IP	WLS	BF	H	R	ER	SO	BB	IBB	HBP	BLK	WP	HR	S	P	ERA	WHIP
Rick Reuschel, R ERA: 3.95	(1, 1)	7.0		28	6	1	1	6	2	0	0	0	0	0	38	46	1.29	1.143
Don Robinson, R ERA: 3.86	(8, 1)	2.0	W	9	2	0	0	2	1	0	0	0	0	0	12	16	0.00	1.500

PITCHER	IP	WLS	BF	H	R	ER	SO	BB	IBB	HBP	BLK	WP	HR	S	P	ERA	WHIP

Montreal Expos @ Pittsburgh Pirates

Three Rivers Stadium, Pittsburgh, PA

Wed Sep 24 1986, 7:05 PM EDT

Att. 3,092 - Unknown

BOTTOM

Batter	1	2	3	4	5	6	7	8	9	AB	R	H	RBI	BB	SO	LOB
Joe Orsulak, L (1, 9) OBP: 0.303, SLG: 0.348	F8		1B 3B		L4		F8			3	1	1	0	0	0	0
Bill Almon, R (7, PH) (8, 7) OBP: 0.317, SLG: 0.381										1	0	0	0	0	0	0
Bobby Bonilla, S (1, 7) (8, 9) OBP: 0.359, SLG: 0.344	F7 1B BB		L4		4-3		BB			2	0	0	0	2	0	1
Johnny Ray, S (1, 4) OBP: 0.361, SLG: 0.383	1-2 1B		4-3 3-H 1B		BB		F9			3	0	2	1	1	0	1
Sid Bream, L (1, 3) OBP: 0.348, SLG: 0.462	F7 2-3		4-3 1-2		F7			5-3		4	0	0	0	0	0	4
Barry Bonds, L (1, 8) OBP: 0.332, SLG: 0.430	F8		4-3			FC1-5 2B		FC5-4 BB		3	0	1	0	1	0	3
Tony Peña, R (1, 2) OBP: 0.359, SLG: 0.412		K		5-3 2B		FC1-5 2-3		FC5-4 1-2f 1B		4	1	1	0	0	1	2
Jim Morrison, R (1, 5) OBP: 0.332, SLG: 0.473	1B	K	K			5-3		1B 1-2 1B		4	0	2	0	0	1	2
Rafael Belliard, R (1, 6) OBP: 0.305, SLG: 0.268		F8	5-3 2-3			F7		1-2 2-H 1B		2	0	0	0	0	0	2
U L Washington, S (6, PH) (7, 6) OBP: 0.294, SLG: 0.275										2	0	1	1	0	0	1
Rick Reuschel, R (1, 1) OBP: 0.183, SLG: 0.176		K	5-3				4-3	F5		2	0	0	0	0	1	2
Junior Ortiz, R (7, PH) OBP: 0.387, SLG: 0.400										1	0	0	0	0	0	0
Don Robinson, R (8, 1) OBP: 0.667, SLG: 0.833										1	0	0	0	0	0	2
Inning Stats	R: 0 H: 1 E: 0 LOB: 2 K: 0 BB: 1 S: 4 P: 8	R: 0 H: 1 E: 0 LOB: 1 K: 2 BB: 0 S: 8 P: 8	R: 1 H: 2 E: 0 LOB: 1 K: 0 BB: 0 S: 5 P: 5	R: 0 H: 1 E: 0 LOB: 1 K: 1 BB: 0 S: 6 P: 6	R: 0 H: 0 E: 0 LOB: 1 K: 0 BB: 1 S: 3 P: 7	R: 0 H: 1 E: 0 LOB: 1 K: 0 BB: 0 S: 4 P: 4	R: 0 H: 0 E: 0 LOB: 1 K: 0 BB: 1 S: 3 P: 7	R: 1 H: 2 E: 0 LOB: 2 K: 0 BB: 1 S: 5 P: 9		1B: 5 SF: 0 2B: 2 SAC: 0 3B: 1 DP: 0 HR: 0 HBP: 0						

livebaseballscorecards.com

AB	32
R	2
H	8
RBI	2
BB	4
SO	3
LOB	20

PITCHER		IP	WLS	BF	H	R	ER	SO	BB	IBB	HBP	BLK	WP	HR	S	P	ERA	WHIP
Bob Sebra, R ERA: 4.18	(1, 1)	6.0		26	6	1	1	3	2	0	0	0	0	0	30	38	1.50	1.333
Bob McClure, L ERA: 3.21	(7, 1)	1.1	L	6	0	1	1	0	2	0	0	0	0	0	4	12	6.75	1.500
Jeff Reardon, R ERA: 3.75	(8, 1)	0.2		4	2	0	0	0	0	0	0	0	0	0	4	4	0.00	3.000

PITCHER	IP	WLS	BF	H	R	ER	SO	BB	IBB	HBP	BLK	WP	HR	S	P	ERA	WHIP

Montreal Expos @ Pittsburgh Pirates

Three Rivers Stadium, Pittsburgh, PA

Thu Sep 25 1986, 7:05 PM EDT

Att. 3,963 - Unknown

TOP

livebaseballscorecards.com

Batter	1	2	3	4	5	6	7	8	9	AB	R	H	RBI	BB	SO	LOB
Casey Candaele, S (1, 4) OBP: 0.289, SLG: 0.300	K		1B 1B 1-2 1B	4-3			F4		F8	5	1	1	0	0	1	1
Mitch Webster, S (1, 8) OBP: 0.360, SLG: 0.429	HR 2B		F7	F8			F4		K	5	1	1	0	0	1	3
Tim Raines, S (1, 7) OBP: 0.413, SLG: 0.482	F8		1B 2B 1-2 2-3 1B		G3		BB S E			3	2	1	0	1	0	1
Andre Dawson, R (1, 9) OBP: 0.338, SLG: 0.487	HR 2-H		F7		1B		F9 1-H			4	1	2	2	0	0	3
Wallace Johnson, S (1, 3) OBP: 0.342, SLG: 0.373	F7		2B 1-3 2-H 3-H 1B		F8			CS 1B		4	1	2	2	0	0	1
Tom Foley, L (1, 5) OBP: 0.338, SLG: 0.368		4-3	2B 1-H 3-H		F8			F8		4	0	1	2	0	0	2
Luis Rivera, R (1, 6) OBP: 0.288, SLG: 0.287		6-3	K			K		F8		4	0	0	0	0	2	2
Randy Hunt, R (1, 2) OBP: 0.306, SLG: 0.441		K	HR			6-3		CS 1-2	SH1-4 1B	4	1	2	1	0	1	0
Bob Owchinko, L (1, 1) OBP: 0.400, SLG: 0.250			BB 1B 1B 1B	1-3		K			SH1-4 1-2	2	1	0	0	1	1	0
Andy McGaffigan, R (6, 1) OBP: 0.088, SLG: 0.061										0	0	0	0	0	0	0
Randy St. Claire, R (8, 1)										0	0	0	0	0	0	0

	AB	35
	R	8
	H	10
	RBI	7
	BB	2
	SO	6
	LOB	13

Inning Stats																																		
	R: 2	H: 2		R: 0	H: 0		R: 4	H: 4		R: 1	H: 1		R: 0	H: 1		R: 0	H: 0		R: 1	H: 0		R: 0	H: 1		R: 0	H: 1		1B: 6	SF: 0		WP: 0	PA: 39	
	E: 0	LOB: 0		E: 0	LOB: 0		E: 0	LOB: 1		E: 0	LOB: 0		E: 0	LOB: 1		E: 0	LOB: 0		E: 0	LOB: 0		E: 0	LOB: 0		E: 0	LOB: 1		2B: 2	SAC: 1		PB: 0		
	K: 1	BB: 0		K: 1	BB: 0		K: 1	BB: 1		K: 0	BB: 0		K: 0	BB: 0		K: 2	BB: 0		K: 0	BB: 1		S: 3	BB: 0		K: 1	BB: 0		3B: 0	DP: 0		SB: 1		
	S: 7	P: 7		S: 5	P: 5		S: 9	P: 13		S: 4	P: 4		S: 4	P: 4		S: 7	P: 7		S: 3	P: 7		S: 3	P: 3		S: 6	P: 6		HR: 2	HBP: 0		CS: 1		

PITCHER		IP	WLS	BF	H	R	ER	SO	BB	IBB	HBP	BLK	WP	HR	S	P	ERA	WHIP
Rick Rhoden, R (1, 1) ERA: 2.75		6.0	L	27	8	7	7	5	1	0	0	0	0	2	36	40	10.50	1.500
John Smiley, L (7, 1) ERA: 3.86		1.0		4	0	1	0	0	1	0	0	0	0	0	3	7	0.00	1.000
Ray Krawczyk, R (8, 1) ERA: 5.59		1.0		3	1	0	0	0	0	0	0	0	0	0	3	3	0.00	1.000
Larry McWilliams, L (9, 1) ERA: 5.07		1.0		4	1	0	0	1	0	0	0	0	0	0	6	6	0.00	1.000

PITCHER	IP	WLS	BF	H	R	ER	SO	BB	IBB	HBP	BLK	WP	HR	S	P	ERA	WHIP

Batter	1	2	3	4	5	6	7	8	9	AB	R	H	RBI	BB	SO	LOB
Barry Bonds, L (1, 8) OBP: 0.333, SLG: 0.430	F3			K		4-3, 1B, BB		G3-6-3, 1-2, 1B		3	1	1	0	1	1	0
Bobby Bonilla, S (1, 7) OBP: 0.358, SLG: 0.344	5-3			1B		4-3, 1-2, 2-3		G3-6-3, 1-2f, 2-3		4	0	1	0	0	0	4
Johnny Ray, S (1, 4) OBP: 0.360, SLG: 0.382	6-3			K		5-3		1B, 3-H		4	0	1	1	0	1	3
Jim Morrison, R (1, 5) OBP: 0.333, SLG: 0.473		CS, WP, 1B		5-3		FC5-4, 1B, 2-H, 3-H		4-3		4	0	2	2	0	0	2
Mike Diaz, R (1, 9) OBP: 0.348, SLG: 0.524		F7, 1-2			F6	FC5-4, 1-2f			F8	4	0	0	0	0	0	2
Tony Peña, R (1, 2) OBP: 0.358, SLG: 0.409		K, 2-3			F7		5-3		4-0, BB	3	0	0	0	1	1	1
Sid Bream, L (1, 3) OBP: 0.346, SLG: 0.458			K		4-3		6-3		K	4	0	0	0	0	2	1
Rafael Belliard, R (1, 6) OBP: 0.305, SLG: 0.268			L4			2B, 1B	G3		6-3	3	1	1	0	0	0	0
Joe Orsulak, L (9, PH) OBP: 0.303, SLG: 0.347										1	0	0	0	0	0	1
Rick Rhoden, R (1, 1) OBP: 0.286, SLG: 0.356			F8			4-3, 1-H, 1B, 2B		G3-6-3, 1B, 1B		1	0	0	0	0	0	0
Rick Renteria, R (6, PH) OBP: 0.375, SLG: 0.500										1	1	1	1	0	0	0
John Smiley, L (7, 1)										0	0	0	0	0	0	0
Ray Krawczyk, R (8, 1)										0	0	0	0	0	0	0
U L Washington, S (8, PH) OBP: 0.286, SLG: 0.281										1	1	1	0	0	0	0
Larry McWilliams, L (9, 1) OBP: 0.194, SLG: 0.172										0	0	0	0	0	0	0
Inning Stats	R: 0 E: 0 K: 0 S: 3 H: 0 LOB: 0 BB: 0 P: 3	R: 0 E: 0 K: 1 S: 5 H: 1 LOB: 0 BB: 0 P: 5	R: 0 E: 0 K: 1 S: 5 H: 0 LOB: 0 BB: 0 P: 5	R: 0 E: 0 K: 2 S: 8 H: 1 LOB: 1 BB: 0 P: 8	R: 0 E: 0 K: 0 S: 3 H: 0 LOB: 0 BB: 0 P: 3	R: 3 E: 0 K: 0 S: 6 H: 3 LOB: 1 BB: 1 P: 10	R: 0 E: 0 K: 0 S: 3 H: 0 LOB: 0 BB: 0 P: 3	R: 1 E: 0 K: 0 S: 5 H: 3 LOB: 1 BB: 0 P: 5	R: 0 E: 0 K: 1 S: 5 H: 0 LOB: 1 BB: 1 P: 9	1B: 7 2B: 1 3B: 0 HR: 0 SF: 0 SAC: 0 DP: 1 HBP: 0						

PITCHER		IP	WLS	BF	H	R	ER	SO	BB	IBB	HBP	BLK	WP	HR	S	P	ERA	WHIP
Bob Owchinko, L ERA: 3.6	(1, 1)	5.0	W	19	4	3	3	4	1	0	0	0	1	0	26	30	5.40	1.000
Andy McGaffigan, R ERA: 2.8	(6, 1)	2.2		11	4	1	1	0	0	0	0	0	0	0	11	11	3.38	1.500
Randy St. Claire, R ERA: 1.93	(8, 1)	1.1		5	0	0	0	1	1	0	0	0	0	0	6	10	0.00	0.750

PITCHER	IP	WLS	BF	H	R	ER	SO	BB	IBB	HBP	BLK	WP	HR	S	P	ERA	WHIP

BOTTOM

Montreal Expos @ Pittsburgh Pirates

Three Rivers Stadium, Pittsburgh, PA

Thu Sep 25 1986, 7:05 PM EDT

Att. 3,963 - Unknown

livebaseballscorecards.com

AB	33
R	4
H	8
RBI	4
BB	2
SO	5
LOB	14

WP: 1 PA: 35
PB: 0
SB: 0
CS: 1

Batter	1	2	3	4	5	6	7	8	9	AB	R	H	RBI	BB	SO	LOB
Milt Thompson, L (1, 8) OBP: 0.308, SLG: 0.350	0-0 1B E PB 1B	0-0 F7		0-0 1B		0-0 4-3	0-0 L8			5	1	2	0	0	0	2
Juan Samuel, R (1, 4) OBP: 0.297, SLG: 0.439	0-0 F7 1-2	0-3 K		0-0 F2		0-0 E 1B FC9-5 1B		0-0 6-3		5	1	1	0	0	1	3
Von Hayes, L (1, 3) OBP: 0.382, SLG: 0.478	0-0 PB 1B 2-3 1B		BBBB 4-0 S E BB		BBBB 4-0 1B 1B FC6-4 BB	0-0 FC9-5 E 1-2 1B		0-0 G3		3	3	2	0	2	0	0
Mike Schmidt, R (1, 5) OBP: 0.387, SLG: 0.554	BBBB 4-0 1B 1-2 3-H BB		SSS 0-3 K		0-0 FC6-4 1B 1-2 1B	0-0 E6 FC9-5 1-2 2-3		0-0 F3		4	0	1	0	1	1	3
Glenn Wilson, R (1, 9) OBP: 0.313, SLG: 0.413	0-0 1B 1-3 2-H 1B		SSS 0-3 K 1-H		0-0 FC6-4 1-2 2-3 1B	0-0 FC9-5 1-2 2-3f 3-H			SSS 0-3 K	5	0	2	2	0	2	2
Gary Redus, R (1, 7) OBP: 0.346, SLG: 0.439	0-0 FC5-4 1-2 1B		0-0 FC6-4 1B		0-0 F7	0-0 F8			SSS 0-3 K	5	0	2	0	0	1	5
John Russell, R (1, 2) OBP: 0.304, SLG: 0.467	0-0 FC5-4 1-2f		0-0 FC6-4 1-2f		0-0 FC6-4 IBB 1-2f 2-3 3-H		0-0 5-3		SSS 0-3 K	5	0	0	1	0	1	5
Steve Jeltz, S (1, 6) OBP: 0.323, SLG: 0.265		SSS 0-3 K		0-0 G3	BBBI 4-0 1-2 IBB		0-0 4-3			3	0	0	0	1	1	0
Marvin Freeman, R (1, 1) Jeff Stone, L (7, PH) OBP: 0.335, SLG: 0.408 Kent Tekulve, R (7, 1)		0-0 E6	SSS 0-3 K	SSS 0-3 K			0-0 1B			3 1 0	0 0 0	0 1 0	0 0 0	0 0 0	2 0 0	3 0 0
Inning Stats	R: 2 E: 1 K: 0 S: 6 / H: 4 LOB: 2 BB: 1 P: 10	R: 0 E: 1 K: 2 S: 8 / H: 0 LOB: 1 BB: 0 P: 8	R: 1 E: 1 K: 2 S: 8 / H: 1 LOB: 1 BB: 1 P: 12	R: 0 E: 0 K: 1 S: 6 / H: 1 LOB: 1 BB: 0 P: 6	R: 1 E: 0 K: 1 S: 7 / H: 2 LOB: 3 BB: 2 P: 15	R: 1 E: 1 K: 0 S: 6 / H: 2 LOB: 2 BB: 0 P: 6	R: 0 E: 0 K: 0 S: 4 / H: 1 LOB: 1 BB: 0 P: 4	R: 0 E: 0 K: 0 S: 3 / H: 0 LOB: 0 BB: 0 P: 3	R: 0 E: 0 K: 3 S: 9 / H: 0 LOB: 0 BB: 0 P: 9	1B: 11 2B: 0 3B: 0 HR: 0 / SF: 0 SAC: 0 DP: 0 HBP: 0						

PITCHER	IP	WLS	BF	H	R	ER	SO	BB	IBB	HBP	BLK	WP	HR	S	P	ERA	WHIP
Sergio Valdez, R (1, 1) ERA: 7.2	4.0	L	23	8	4	4	5	3	0	0	0	0	0	30	42	9.00	2.750
Curt Brown, R (5, 1) ERA: 3.6	4.0		17	3	1	0	1	0	1	0	0	0	0	18	22	0.00	0.750
Bert Roberge, R (9, 1) ERA: 6.49	1.0		3	0	0	0	3	0	0	0	0	0	0	9	9	0.00	0.000

PITCHER	IP	WLS	BF	H	R	ER	SO	BB	IBB	HBP	BLK	WP	HR	S	P	ERA	WHIP

TOP

Philadelphia Phillies @ Montreal Expos

Olympic Stadium, Montreal, QB

Fri Sep 26 1986, 7:05 PM EDT

Att. 6,133 - Unknown

livebaseballscorecards.com

AB	39
R	5
H	11
RBI	3
BB	4
SO	9
LOB	23

WP: 0 PB: 1 SB: 2 CS: 0 PA: 43

Batter	1	2	3	4	5	6	7	8	9	AB	R	H	RBI	BB	SO	LOB
Al Newman, S (1, 4) OBP: 0.289, SLG: 0.236	F8		1-3			F9			2-3	4	0	0	0	0	0	0
Mitch Webster, S (1, 8) OBP: 0.359, SLG: 0.427	L4			F6		BB			F8	3	0	0	0	1	0	0
Tim Raines, S (1, 7) OBP: 0.414, SLG: 0.481	BB			WP 1B		F7			6-3	3	0	1	0	1	0	1
Andre Dawson, R (1, 9) OBP: 0.336, SLG: 0.484	5-3			K 1-2			F3			3	0	0	0	0	1	2
Andres Galarraga, R (1, 3) OBP: 0.342, SLG: 0.413		F9		F3			K			3	0	0	0	0	1	1
Tom Foley, L (1, 5) OBP: 0.338, SLG: 0.365		F7			BB G6-3		F7			2	0	0	0	1	0	0
Luis Rivera, R (1, 6) OBP: 0.282, SLG: 0.281		F2			F2			4-3		3	0	0	0	0	0	1
Randy Hunt, R (1, 2) OBP: 0.289, SLG: 0.417			6-3		G6-3 1-2f			4-3		2	0	0	0	0	0	1
Herm Winningham, L (8, PH) OBP: 0.271, SLG: 0.333										1	0	0	0	0	0	0
Dann Bilardello, R (9, 2) OBP: 0.229, SLG: 0.250										0	0	0	0	0	0	0
Sergio Valdez, R (1, 1) OBP: 0.167, SLG: 0.167			4-3			6-3		3-1		1	0	0	0	0	0	0
Curt Brown, R (5, 1)										1	0	0	0	0	0	0
George Wright, S (8, PH) OBP: 0.247, SLG: 0.280										1	0	0	0	0	0	0
Bert Roberge, R (9, 1)										0	0	0	0	0	0	0
Inning Stats	R: 0 E: 0 K: 0 S: 3 H: 0 LOB: 1 BB: 1 P: 7	R: 0 E: 0 K: 0 S: 3 H: 0 LOB: 0 BB: 0 P: 3	R: 0 E: 0 K: 0 S: 3 H: 0 LOB: 0 BB: 0 P: 3	R: 0 E: 0 K: 1 S: 6 H: 1 LOB: 1 BB: 0 P: 6	R: 0 E: 0 K: 0 S: 2 H: 0 LOB: 0 BB: 1 P: 6	R: 0 E: 0 K: 0 S: 3 H: 0 LOB: 1 BB: 1 P: 7	R: 0 E: 0 K: 1 S: 5 H: 0 LOB: 0 BB: 0 P: 5	R: 0 E: 0 K: 0 S: 3 H: 0 LOB: 0 BB: 0 P: 3	R: 0 E: 0 K: 0 S: 3 H: 0 LOB: 0 BB: 0 P: 3	1B: 1 2B: 0 3B: 0 HR: 0	SF: 0 SAC: 0 DP: 1 HBP: 0					

PITCHER	IP	WLS	BF	H	R	ER	SO	BB	IBB	HBP	BLK	WP	HR	S	P	ERA	WHIP
Marvin Freeman, R (1, 1) ERA: 2.25	6.0	W	21	1	0	0	1	3	0	0	0	1	0	20	32	0.00	0.667
Kent Tekulve, R (7, 1) ERA: 2.56	3.0	S	9	0	0	0	1	0	0	0	0	0	0	11	11	0.00	0.000

PITCHER	IP	WLS	BF	H	R	ER	SO	BB	IBB	HBP	BLK	WP	HR	S	P	ERA	WHIP

BOTTOM

Philadelphia Phillies @ Montreal Expos

Olympic Stadium, Montreal, QB

Fri Sep 26 1986, 7:05 PM EDT

Att. 6,133 - Unknown

livebaseballscorecards.com

AB	27
R	0
H	1
RBI	0
BB	3
SO	2
LOB	6

1B: 1 SF: 0 WP: 1 PA: 30
2B: 0 SAC: 0 PB: 0
3B: 0 DP: 1 SB: 0
HR: 0 HBP: 0 CS: 0

Batter	1	2	3	4	5	6	7	8	9	AB	R	H	RBI	BB	SO	LOB
Milt Thompson, L (1, 8) OBP: 0.310, SLG: 0.348	S S S 0-3 ① K		B B B B 4-0 BB		B B B B 4-0 BB			x 0-0 ① B1		2	0	0	0	2	1	0
Juan Samuel, R (1, 4) OBP: 0.295, SLG: 0.436	S S S 0-3 ② K		x 0-0 ③ F8		x 0-0 ③ F7			S S S 0-3 ② K		4	0	0	0	0	2	2
Von Hayes, L (1, 3) OBP: 0.381, SLG: 0.476	x 0-0 ③ G3			B B B B 4-0 2B BB		S S S 0-3 ① K		S S S 0-3 ③ K		3	1	0	0	1	2	0
Mike Schmidt, R (1, 5) OBP: 0.389, SLG: 0.556		S S S 0-3 ① K		x 0-0 1-H 2B		B B B B 4-0 BB			B B B B 4-0 1B BB	2	0	1	1	2	1	0
Glenn Wilson, R (1, 9) OBP: 0.314, SLG: 0.412		B B B B 4-0 BB		S S S 0-3 ① K		S S S 0-3 ② K			x 0-0 1-2 G6-4-3 1B	3	0	1	0	1	2	2
Gary Redus, R (1, 7) OBP: 0.343, SLG: 0.434		S S S 0-3 ② K		S S S 0-3 ② K		x 0-0 ③ F9			S S S 0-3 ① K	4	0	0	0	0	3	5
John Russell, R (1, 2) OBP: 0.300, SLG: 0.461		S S S 0-3 ③ K		x 0-0 ③ F2			S S S 0-3 ① K		x 0-0 ② ③ G6-4-3 1-2f	4	0	0	0	0	2	4
Steve Jeltz, S (1, 6) OBP: 0.323, SLG: 0.264			x 0-0 ① F8		S S S 0-3 ① K		B B B B 4-0 k BB			2	0	0	0	1	1	0
Don Carman, L (1, 1)			x 0-0 ② 5-3		x 0-0 ② 5-3		S S S 0-3 ② ③ K 1-2			2	0	0	0	0	0	0
Tom Hume, R (6, 1)										1	0	0	0	0	1	1
Steve Bedrosian, R (8, 1) OBP: 0.333, SLG: 0.200										0	0	0	0	0	0	0
Inning Stats	R: 0 E: 0 K: 2 S: 7 H: 0 LOB: 0 BB: 0 P: 7	R: 0 E: 0 K: 3 S: 9 H: 0 LOB: 1 BB: 1 P: 13	R: 0 E: 0 K: 0 S: 3 H: 0 LOB: 1 BB: 1 P: 7	R: 1 E: 0 K: 2 S: 8 H: 1 LOB: 1 BB: 1 P: 12	R: 0 E: 0 K: 1 S: 5 H: 0 LOB: 1 BB: 1 P: 9	R: 0 E: 0 K: 2 S: 7 H: 0 LOB: 1 BB: 1 P: 11	R: 0 E: 0 K: 2 S: 6 H: 0 LOB: 1 BB: 1 P: 10	R: 0 E: 0 K: 2 S: 7 H: 0 LOB: 0 BB: 0 P: 7	R: 0 E: 0 K: 1 S: 5 H: 1 LOB: 1 BB: 1 P: 9	1B: 1 2B: 1 3B: 0 HR: 0 SF: 0 SAC: 0 DP: 1 HBP: 0						

PITCHER	IP	WLS	BF	H	R	ER	SO	BB	IBB	HBP	BLK	WP	HR	S	P	ERA	WHIP
Floyd Youmans, R (1, 1) ERA: 3.34	9.0	L	34	2	1	1	15	7	0	0	0	0	0	57	85	1.00	1.000

PITCHER	IP	WLS	BF	H	R	ER	SO	BB	IBB	HBP	BLK	WP	HR	S	P	ERA	WHIP

TOP

Philadelphia Phillies @ Montreal Expos

Olympic Stadium, Montreal, QB

Sat Sep 27 1986, 7:05 PM EDT

Att. 6,493 - Unknown

livebaseballscorecards.com

AB	27
R	1
H	2
RBI	1
BB	7
SO	15
LOB	14

WP: 0 PB: 0 SB: 0 CS: 0 PA: 34

Batter	1	2	3	4	5	6	7	8	9	AB	R	H	RBI	BB	SO	LOB
Casey Candaele, S (1, 4) OBP: 0.284, SLG: 0.293	0-0 1B	0-0 F4		0-0 F4			0-3 K		0-0 F5 1-2	5	0	1	0	0	1	4
Mitch Webster, S (1, 8) OBP: 0.360, SLG: 0.426	0-0 F8		0-0 S BB 1B		4-0 G1-4-3 BB		0-0 F7			3	0	1	0	1	0	2
Tim Raines, S (1, 7) OBP: 0.416, SLG: 0.481	0-0 1-2 1B		4-0 S 1-2 BB		0-0 F8			4-0 S S FC4-2 BB		2	0	1	0	2	0	1
Andre Dawson, R (1, 9) OBP: 0.333, SLG: 0.480	0-0 F3		0-0 F7		0-0 G1-4-3 1-2f			0-0 F7 1-2		4	0	0	0	0	0	6
Andres Galarraga, R (1, 3) OBP: 0.338, SLG: 0.408	0-0 F9		0-0 F9 1-2 2-3			0-3 K		0-0 FC4-2 2-H		4	0	0	0	0	1	5
Jim Wohlford, R (1, 5) OBP: 0.323, SLG: 0.389 Tom Foley, L (6, PH) OBP: 0.336, SLG: 0.362 (7, 5)		4-0 FC6-4 1B BB	4-0 FC6-4 IBB			0-0 1-3		0-0 F5		0 2	0 0	0 0	0 0	2 0	0 0	0 1
Luis Rivera, R (1, 6) OBP: 0.281, SLG: 0.280	0-3 K	0-0 FC6-4 1-2f				0-0 5-3			0-0 S 1B	4	0	1	0	0	1	4
Dann Bilardello, R (1, 2) OBP: 0.234, SLG: 0.256		0-0 FC6-4 1-2 1B		0-0 5-3			0-0 1B		0-3 K	4	0	2	0	0	1	1
Floyd Youmans, R (1, 1) OBP: 0.221, SLG: 0.208 Wallace Johnson, S (9, PH) OBP: 0.339, SLG: 0.369		0-0 FC6-4 1-2f 2-3		0-0 F8			0-3 K		0-3 K	3 1	0 0	0 0	0 0	0 0	1 1	3 1
Inning Stats	R: 0 E: 0 K: 0 S: 5 H: 2 LOB: 2 BB: 0 P: 5	R: 0 E: 0 K: 1 S: 6 H: 1 LOB: 2 BB: 1 P: 10	R: 0 E: 0 K: 0 S: 4 H: 1 LOB: 3 BB: 2 P: 12	R: 0 E: 0 K: 0 S: 3 H: 0 LOB: 0 BB: 0 P: 3	R: 0 E: 0 K: 0 S: 2 H: 0 LOB: 0 BB: 1 P: 6	R: 0 E: 0 K: 1 S: 5 H: 0 LOB: 0 BB: 0 P: 5	R: 0 E: 0 K: 2 S: 8 H: 1 LOB: 1 BB: 0 P: 8	R: 0 E: 0 K: 0 S: 3 H: 0 LOB: 1 BB: 1 P: 7	R: 0 E: 0 K: 2 S: 8 H: 1 LOB: 1 BB: 0 P: 8	1B: 6 2B: 0 3B: 0 HR: 0	SF: 0 SAC: 0 DP: 1 HBP: 0						

PITCHER		IP	WLS	BF	H	R	ER	SO	BB	IBB	HBP	BLK	WP	HR	S	P	ERA	WHIP
Don Carman, L ERA: 3.22	(1, 1)	5.0	W	22	4	0	0	1	3	1	0	0	0	0	20	36	0.00	1.400
Tom Hume, R ERA: 2.66	(6, 1)	2.0		8	1	0	0	3	1	0	0	0	0	0	13	17	0.00	1.000
Steve Bedrosian, R ERA: 3.5	(8, 1)	2.0	S	7	1	0	0	2	0	0	0	0	0	0	11	11	0.00	0.500

PITCHER	IP	WLS	BF	H	R	ER	SO	BB	IBB	HBP	BLK	WP	HR	S	P	ERA	WHIP

BOTTOM

Philadelphia Phillies @ Montreal Expos

Olympic Stadium, Montreal, QB

Sat Sep 27 1986, 7:05 PM EDT

Att. 6,493 - Unknown

livebaseballscorecards.com

AB	32
R	0
H	6
RBI	0
BB	5
SO	6
LOB	28

WP: 0	PB: 0	SB: 5	CS: 0
PA: 37			

Batter	1	2	3	4	5	6	7	8	9	AB	R	H	RBI	BB	SO	LOB
Milt Thompson, L (1, 8) OBP: 0.312, SLG: 0.346	S S S 0-3 ① K		S S S 0-3 ② K			x 0-0 SH3 S 1B 1B	B B B 4-0 HR BB		S S S 0-3 ① K	4	2	1	0	1	3	1
Juan Samuel, R (1, 4) OBP: 0.296, SLG: 0.442	x 0-0 PB 1B		x 0-0 ③ F9			x 0-0 ① SH3 1-3	x 0-0 1-H HR		x 0-0 ② 4-3	4	1	2	2	0	0	1
Von Hayes, L (1, 3) OBP: 0.381, SLG: 0.474	B B B B 4-0 K2-3-2 1-2 BB			x 0-0 ① 4-3		x 0-0 BB 4-3 1B 3-H 1B	S S S 0-3 ② K		x 0-0 ③ F8	4	1	1	1	1	1	0
Mike Schmidt, R (1, 5) OBP: 0.388, SLG: 0.552	S S S 0-3 ② ③ K2-3-2 1-1			x 0-0 ② 5-3		x 0-0 ② 4-3 1-2	B B B B 4-0 1B BB			3	0	0	0	1	1	3
Glenn Wilson, R (1, 7) OBP: 0.317, SLG: 0.413		S S S 0-3 ① K		x 0-0 1B		B B B B 4-0 BB 1B BB	x 0-0 1-2 1B			3	1	2	0	1	1	0
Ron Roenicke, S (1, 9) OBP: 0.383, SLG: 0.363		x 0-0 ② 6-3		x 0-0 ③ 4-3		B B B B 4-0 1B 1-2 BB 2-3	S S S 0-3 ③ K			3	0	0	0	1	1	3
John Russell, R (1, 2) OBP: 0.300, SLG: 0.458		S S S 0-3 ③ K			S S S 0-3 ① K	x 0-0 1-2 2-H 3-H 1B		x 0-0 ① 4-3		4	0	1	2	0	2	0
Luis Aguayo, R (1, 6) OBP: 0.270, SLG: 0.367			S S S 0-3 ① K		x 0-0 ② F6	x 0-0 ③ 1-3		x 0-0 ② 6-3		4	0	0	0	0	1	2
Kevin Gross, R (1, 1) OBP: 0.203, SLG: 0.308 Steve Bedrosian, R (9, 1) OBP: 0.333, SLG: 0.200			x 0-0 1B		S S S 0-3 ③ K		x 0-0 ① 6-3	S S S 0-3 ③ K		4 0	0 0	1 0	0 0	0 0	2 0	0 0
Inning Stats	R: 0 E: 0 K: 2 S: 7 H: 1 LOB: 2 BB: 1 P: 11	R: 0 E: 0 K: 2 S: 7 H: 0 LOB: 0 BB: 0 P: 7	R: 0 E: 0 K: 2 S: 8 H: 1 LOB: 1 BB: 0 P: 8	R: 0 E: 0 K: 0 S: 4 H: 1 LOB: 1 BB: 0 P: 4	R: 0 E: 0 K: 2 S: 7 H: 0 LOB: 0 BB: 0 P: 7	R: 3 E: 0 K: 0 S: 6 H: 3 LOB: 2 BB: 2 P: 14	R: 2 E: 0 K: 2 S: 9 H: 2 LOB: 2 BB: 2 P: 17	R: 0 E: 0 K: 1 S: 5 H: 0 LOB: 0 BB: 0 P: 5	R: 0 E: 0 K: 1 S: 5 H: 0 LOB: 0 BB: 0 P: 5	1B: 7 2B: 1 3B: 0 HR: 1 SF: 0 SAC: 1 DP: 1 HBP: 0						

PITCHER		IP	WLS	BF	H	R	ER	SO	BB	IBB	HBP	BLK	WP	HR	S	P	ERA	WHIP
Dennis Martinez, R ERA: 4.73	(1, 1)	5.2	L	25	6	3	3	8	3	0	0	0	0	0	38	50	4.76	1.588
Randy St. Claire, R ERA: 2.93	(6, 1)	1.1		8	2	2	2	2	2	0	0	0	0	1	10	18	13.50	3.000
Andy McGaffigan, R ERA: 2.76	(8, 1)	2.0		6	0	0	0	2	0	0	0	0	0	0	10	10	0.00	0.000

PITCHER	IP	WLS	BF	H	R	ER	SO	BB	IBB	HBP	BLK	WP	HR	S	P	ERA	WHIP

TOP

Philadelphia Phillies @ Montreal Expos

Olympic Stadium, Montreal, QB

Sun Sep 28 1986, 3:33 AM EDT

Att. 10,064 - Unknown

livebaseballscorecards.com

AB	33
R	5
H	8
RBI	5
BB	5
SO	12
LOB	10

BOTTOM

Philadelphia Phillies @ Montreal Expos

Olympic Stadium, Montreal, QB

Sun Sep 28 1986, 3:33 AM EDT

Att. 10,064 - Unknown

Batter	1	2	3	4	5	6	7	8	9	AB	R	H	RBI	BB	SO	LOB
Casey Candaele, S (1, 4) OBP: 0.282, SLG: 0.316	L7			G3		3B 3B		F6		4	1	1	0	0	0	1
Mitch Webster, S (1, 8) OBP: 0.359, SLG: 0.429	B1-3			1-3		1B 3-H 3B		K		4	1	1	1	0	1	1
Tim Raines, S (1, 7) OBP: 0.417, SLG: 0.481	CS 1B			F7		K		1-2 HBP		3	0	1	0	0	1	1
Andre Dawson, R (1, 9) OBP: 0.333, SLG: 0.478	CS 1-2	F4			5-3	1B 3-H		F8		4	0	1	1	0	0	2
Wallace Johnson, S (1, 3) OBP: 0.336, SLG: 0.365		4-3			K	4-3			1B	4	0	1	0	0	1	1
Tom Foley, L (1, 5) OBP: 0.338, SLG: 0.368		1-3			WP 2B	F7			1-2 1B	4	0	2	0	0	0	0
Luis Rivera, R (1, 6) OBP: 0.280, SLG: 0.274			F6		2-3 BB	F2			K	3	0	0	0	1	1	2
Randy Hunt, R (1, 2) OBP: 0.275, SLG: 0.395 Randy St. Claire, R (6, 1) Herm Winningham, L (7, PH) OBP: 0.270, SLG: 0.331 Andy McGaffigan, R (8, 1) OBP: 0.088, SLG: 0.061 George Wright, S (9, PH) OBP: 0.246, SLG: 0.278			K		K	F7			K	2 0 1 0 1	0 0 0 0 0	0 0 0 0 0	0 0 0 0 0	0 0 0 0 0	2 0 0 0 1	2 0 0 0 2
Dennis Martinez, R (1, 1) OBP: 0.129, SLG: 0.167 Dann Bilardello, R (6, 2) OBP: 0.237, SLG: 0.254 Andres Galarraga, R (9, PH) OBP: 0.337, SLG: 0.407			4-3			6-3		HBP BB	K	1 1 1	0 0 0	0 0 0	0 0 0	0 1 0	0 0 1	0 0 2
Inning Stats	R: 0 E: 0 K: 0 S: 3 H: 1 LOB: 0 BB: 0 P: 3	R: 0 E: 0 K: 0 S: 3 H: 0 LOB: 0 BB: 0 P: 3	R: 0 E: 0 K: 1 S: 5 H: 0 LOB: 0 BB: 0 P: 5	R: 0 E: 0 K: 0 S: 3 H: 0 LOB: 0 BB: 0 P: 3	R: 0 E: 0 K: 2 S: 8 H: 1 LOB: 2 BB: 1 P: 12	R: 2 E: 0 K: 1 S: 8 H: 3 LOB: 1 BB: 0 P: 8	R: 0 E: 0 K: 0 S: 3 H: 0 LOB: 0 BB: 0 P: 3	R: 0 E: 0 K: 1 S: 5 H: 0 LOB: 2 BB: 1 P: 10	R: 0 E: 0 K: 3 S: 11 H: 2 LOB: 2 BB: 0 P: 11	1B: 4 2B: 1 3B: 2 HR: 0	SF: 0 SAC: 0 DP: 0 HBP: 1			WP: 1 PB: 0 SB: 0 CS: 1	PA: 37		

livebaseballscorecards.com

	AB	33
	R	2
	H	7
	RBI	2
	BB	2
	SO	8
	LOB	14

PITCHER		IP	WLS	BF	H	R	ER	SO	BB	IBB	HBP	BLK	WP	HR	S	P	ERA	WHIP
Kevin Gross, R ERA: 3.93	(1, 1)	8.0	W	33	7	2	2	5	2	0	1	0	1	0	40	49	2.25	1.125
Steve Bedrosian, R ERA: 3.46	(9, 1)	1.0	S	3	0	0	0	3	0	0	0	0	0	0	9	9	0.00	0.000

PITCHER	IP	WLS	BF	H	R	ER	SO	BB	IBB	HBP	BLK	WP	HR	S	P	ERA	WHIP

New York Mets @ Montreal Expos

Olympic Stadium, Montreal, QB

Tue Sep 30 1986, 7:05 PM EDT

Att. 6,068 - Unknown

TOP

livebaseballscorecards.com

Batter	1	2	3	4	5	6	7	8	9	AB	R	H	RBI	BB	SO	LOB
Lenny Dykstra, L (1, 8) OBP: 0.377, SLG: 0.451	F8		F7			E6 FC1-5-6-3 1B		F8		4	0	1	0	0	0	1
Roger McDowell, R (8, 1) OBP: 0.333, SLG: 0.294										0	0	0	0	0	0	0
Wally Backman, S (1, 4) OBP: 0.380, SLG: 0.392	K		G3			FC1-5-6-5 2-3			4-3	4	0	0	0	0	1	1
Keith Hernandez, L (1, 3) OBP: 0.408, SLG: 0.440	K			4-3		G3			6-3	4	0	0	0	0	1	1
Gary Carter, R (1, 2) OBP: 0.332, SLG: 0.425		2B		5-3			5-3		F5	4	0	1	0	0	0	0
Darryl Strawberry, L (1, 9) OBP: 0.352, SLG: 0.491		K		K			1-3			3	0	0	0	0	2	1
Lee Mazzilli, S (1, 7) OBP: 0.390, SLG: 0.333		HBP			G5-4-3 BB		4-3			1	0	0	0	1	0	0
Ray Knight, R (1, 5) OBP: 0.344, SLG: 0.413		F8			F8			F5		3	0	0	0	0	0	3
Rafael Santana, R (1, 6) OBP: 0.283, SLG: 0.255		6-3			G5-4-3 1-2f			G3		2	0	0	0	0	0	3
Mookie Wilson, S (8, PH) OBP: 0.346, SLG: 0.428										1	0	0	0	0	0	0
(8, 8)																
Ron Darling, R (1, 1) OBP: 0.133, SLG: 0.125			5-3			6-3		BB		2	0	0	0	0	0	0
Danny Heep, L (8, PH) OBP: 0.382, SLG: 0.426										0	0	0	0	1	0	0
Stan Jefferson, S (8, PR) OBP: 0.238, SLG: 0.316										0	0	0	0	0	0	0
Kevin Elster, R (8, 6) OBP: 0.296, SLG: 0.250										0	0	0	0	0	0	0

Inning Stats	1	2	3	4	5	6	7	8	9	1B	SF	WP	PA
R	0	0	0	0	0	0	0	0	0	1	0	0	31
E	0	0	0	0	0	1	0	0	0	2B 1	SAC 0	PB 0	
K	2	1	0	1	0	0	0	0	0	3B 0	DP 1	SB 0	
S	7	6	3	5	2	4	3	3	3	HR 0	HBP 1	CS 0	
H	0	1	0	0	0	1	0	0	0				
LOB	0	2	0	0	0	1	0	1	0				
BB	0	0	0	0	1	0	0	1	0				
P	7	7	3	5	6	4	3	7	3				

PITCHER	IP	W	L	S	BF	H	R	ER	SO	BB	IBB	HBP	BLK	WP	HR	ERA	WHIP
Bob Sebra, R (1, 1) ERA: 3.74	9.0	W			31	2	0	0	4	2	0	1	0	0	0	0.00	0.444

PITCHER	IP	W	L	S	BF	H	R	ER	SO	BB	IBB	HBP	BLK	WP	HR	ERA	WHIP

AB	28
R	0
H	2
RBI	0
BB	2
SO	4
LOB	10

Batter	1	2	3	4	5	6	7	8	9	AB	R	H	RBI	BB	SO	LOB
Casey Candaele, S (1, 4) OBP: 0.292, SLG: 0.325	F7		6-3			CS 1B		G3-6-3 1B		4	0	2	0	0	0	0
Mitch Webster, S (1, 8) OBP: 0.358, SLG: 0.431	6-3 3B		K			K 1-2		G3-6-3 1-2f		4	1	1	0	0	2	2
Tim Raines, S (1, 7) OBP: 0.415, SLG: 0.478	6-3 3-H			1-3		K S				3	0	0	1	0	1	0
Andre Dawson, R (1, 9) OBP: 0.331, SLG: 0.475	4-3			K		F2 1-2				3	0	0	0	0	1	1
Andres Galarraga, R (1, 3) OBP: 0.340, SLG: 0.412		G3-6-3 1B		K			FC3-5 2B			3	0	2	0	0	1	0
Tom Foley, L (1, 5) OBP: 0.338, SLG: 0.368		G3-6-3 1-2f			4-3 S 1B		FC3-5 2-3			3	0	1	0	0	0	2
Luis Rivera, R (1, 6) OBP: 0.281, SLG: 0.282		2B			5-3 1-2		F6			3	0	1	0	0	0	2
Randy Hunt, R (1, 2) OBP: 0.256, SLG: 0.366		K			4-3 2-3		1-3			3	0	0	0	0	1	3
Bob Sebra, R (1, 1) OBP: 0.259, SLG: 0.269			4-3		K			5-3		3	0	0	0	0	1	1
Inning Stats	R: 1 H: 1 E: 0 LOB: 0 K: 0 BB: 0 S: 4 P: 4	R: 0 H: 2 E: 0 LOB: 1 K: 1 BB: 0 S: 6 P: 6	R: 0 H: 0 E: 0 LOB: 0 K: 1 BB: 0 S: 5 P: 5	R: 0 H: 0 E: 0 LOB: 0 K: 2 BB: 0 S: 7 P: 7	R: 0 H: 1 E: 0 LOB: 1 K: 1 BB: 0 S: 6 P: 6	R: 0 H: 1 E: 0 LOB: 1 K: 2 BB: 0 S: 8 P: 8	R: 0 H: 1 E: 0 LOB: 1 K: 0 BB: 0 S: 4 P: 4	R: 0 H: 1 E: 0 LOB: 0 K: 0 BB: 0 S: 3 P: 3		1B: 4 SF: 0 2B: 2 SAC: 0 3B: 1 DP: 2 HR: 0 HBP: 0						

PITCHER		IP	WLS	BF	H	R	ER	SO	BB	IBB	HBP	BLK	WP	HR	S	P	ERA	WHIP
Ron Darling, R ERA: 2.87	(1, 1)	7.0	L	26	6	1	1	7	0	0	0	0	1	0	40	40	1.29	0.857
Roger McDowell, R ERA: 3.12	(8, 1)	1.0		3	1	0	0	0	0	0	0	0	0	0	3	3	0.00	1.000

PITCHER	IP	WLS	BF	H	R	ER	SO	BB	IBB	HBP	BLK	WP	HR	S	P	ERA	WHIP

BOTTOM

New York Mets @ Montreal Expos

Olympic Stadium, Montreal, QB

Tue Sep 30 1986, 7:05 PM EDT

Att. 6,068 - Unknown

livebaseballscorecards.com

AB	29
R	1
H	7
RBI	1
BB	0
SO	7
LOB	11

WP: 1 PA: 29
PB: 0
SB: 2
CS: 1

Batter	1	2	3	4	5	6	7	8	9	10	AB	R	H	RBI	BB	SO	LOB
Mookie Wilson, S (1, 8) (8, 7) OBP: 0.346, SLG: 0.433	F9		2B 3B		F6			E 1B	4-3		5	2	2	0	0	0	1
Kevin Mitchell, R (1, 7) OBP: 0.345, SLG: 0.469	4-3		1-3		F9			1-2 E 1B		K	3	0	0	0	0	0	1
Danny Heep, L (8, PH) (8, 7) (8, 9) OBP: 0.383, SLG: 0.427											2	1	1	0	0	1	0
Keith Hernandez, L (1, 3) OBP: 0.410, SLG: 0.444	BBBB BB		3-H 2B			5-3		E9 1-H 2-H 2B		F4	4	0	2	3	1	0	0
Dave Magadan, L (10, 3) OBP: 0.500, SLG: 0.438											0	0	0	0	0	0	0
Gary Carter, R (1, 2) OBP: 0.333, SLG: 0.424	F8		F7			1B		6-3		BB 1B 1B	4	1	1	0	1	0	3
Roger McDowell, R (10, 1) OBP: 0.333, SLG: 0.294											0	0	0	0	0	0	0
Darryl Strawberry, L (1, 9) OBP: 0.351, SLG: 0.496		HR	K			K		K		1-2 E 1B	4	1	1	1	0	3	2
Ray Knight, R (1, 5) OBP: 0.347, SLG: 0.416		2B 1B		G5-4-3 1B			F8	K		1-H 2-H E7 1B	2	0	2	0	0	0	0
Howard Johnson, S (6, 5) OBP: 0.340, SLG: 0.446											3	0	1	1	0	1	1
Tim Teufel, R (1, 4) OBP: 0.322, SLG: 0.370		1-H 2B		G5-4-3 1-2f			4-3		K	F2	5	0	1	0	0	1	2
Rafael Santana, R (1, 6) OBP: 0.285, SLG: 0.257		K		6-3			1B		1B		4	0	2	0	0	1	1
Sid Fernandez, L (1, 1) OBP: 0.200, SLG: 0.209		F5			F7		5-3		F7		2	0	0	0	0	0	1
Lee Mazzilli, S (7, PH) OBP: 0.388, SLG: 0.331											1	0	0	0	0	0	1
Doug Sisk, R (7, 1)											0	0	0	0	0	0	0
Jesse Orosco, R (8, 1)											0	0	0	0	0	0	0
Lenny Dykstra, L (8, 8) OBP: 0.372, SLG: 0.450											1	0	0	0	0	0	1
Ed Hearn, R (10, PH) (10, 2) OBP: 0.326, SLG: 0.397											1	1	1	0	0	0	0
Inning Stats	R: 0 E: 0 K: 0 S: 3 H: 0 LOB: 1 BB: 1 P: 7	R: 1 E: 0 K: 1 S: 7 H: 3 LOB: 1 BB: 0 P: 7	R: 1 E: 0 K: 1 S: 7 H: 2 LOB: 1 BB: 0 P: 7	R: 0 E: 0 K: 0 S: 3 H: 1 LOB: 0 BB: 0 P: 3	R: 0 E: 0 K: 0 S: 3 H: 0 LOB: 0 BB: 0 P: 3	R: 0 E: 0 K: 1 S: 5 H: 1 LOB: 0 BB: 0 P: 5	R: 0 E: 0 K: 0 S: 4 H: 1 LOB: 1 BB: 0 P: 4	R: 2 E: 1 K: 2 S: 10 H: 3 LOB: 1 BB: 0 P: 10	R: 0 E: 0 K: 1 S: 6 H: 1 LOB: 1 BB: 0 P: 6	R: 2 E: 1 K: 1 S: 7 H: 2 LOB: 1 BB: 1 P: 11	1B: 9 2B: 3 3B: 1 HR: 1 SF: 0 SAC: 0 DP: 1 HBP: 0						

PITCHER		IP	WLS	BF	H	R	ER	SO	BB	IBB	HBP	BLK	WP	HR	S	P	ERA	WHIP
Bob Owchinko, L ERA: 3.6	(1, 1)	5.0		20	6	2	2	2	1	0	0	0	0	1	23	27	3.60	1.400
Andy McGaffigan, R ERA: 2.72	(6, 1)	2.0		7	2	0	0	1	0	0	0	0	0	0	9	9	0.00	1.000
Jeff Reardon, R ERA: 3.87	(8, 1)	2.0		10	4	2	2	3	0	0	0	0	0	0	16	16	9.00	2.000
Bob McClure, L ERA: 3.29	(10, 1)	1.0	L	6	2	2	1	1	1	0	0	0	0	0	7	11	9.00	3.000

PITCHER	IP	WLS	BF	H	R	ER	SO	BB	IBB	HBP	BLK	WP	HR	S	P	ERA	WHIP

TOP

New York Mets @ Montreal Expos

Olympic Stadium, Montreal, QB

Wed Oct 01 1986, 7:05 PM EDT

Att. 10,740 - Unknown

livebaseballscorecards.com

AB	41
R	6
H	14
RBI	5
BB	2
SO	7
LOB	14

WP: 0 PA: 43
PB: 0
SB: 0
CS: 0

Batter	1	2	3	4	5	6	7	8	9	10	AB	R	H	RBI	BB	SO	LOB
Casey Candaele, S (1, 4) OBP: 0.287, SLG: 0.318	L6		K			B2-3		1B	F8 1-2		5	0	1	0	0	1	2
Mitch Webster, S (1, 8) OBP: 0.357, SLG: 0.433	2B 3B		F9			L6		F8		F5	5	1	1	0	0	0	1
Jim Wohlford, R (1, 7) OBP: 0.333, SLG: 0.391	K			CS 1B		2B BB		K		6-3	2	1	1	0	1	1	1
Herm Winningham, L (8, 7) OBP: 0.267, SLG: 0.328											2	0	0	0	0	1	1
Andre Dawson, R (1, 9) OBP: 0.331, SLG: 0.478	3-H 2B			K 1-2		1-H 1B 2B		F7		F9	5	1	2	2	0	1	2
Andres Galarraga, R (1, 3) OBP: 0.339, SLG: 0.410	F8			F3		3-H 1B			F9		4	0	1	1	0	0	1
Luis Rivera, R (1, 6) OBP: 0.281, SLG: 0.281	F7		F6			F5			1B 1B		4	1	1	0	0	0	1
Rene Gonzales, R (1, 5) OBP: 0.217, SLG: 0.143	K		F9					CS BB	1B 1-3		3	0	1	0	1	1	0
Randy Hunt, R (1, 2) OBP: 0.261, SLG: 0.349	K		BB					K 1-2	K		2	0	0	0	1	2	1
Wallace Johnson, S (9, PH) OBP: 0.333, SLG: 0.362											1	0	0	0	0	1	2
Bob McClure, R (10, 1) OBP: 0.333, SLG: 0.333											0	0	0	0	0	0	0
Bob Owchinko, L (1, 1) OBP: 0.333, SLG: 0.200			K			L6		K	1B 1-3 3-H		1	0	0	0	0	1	0
George Wright, S (5, PH) OBP: 0.245, SLG: 0.277											1	0	0	0	0	0	1
Andy McGaffigan, R (6, 1) OBP: 0.088, SLG: 0.061											0	0	0	0	0	0	0
Al Newman, S (7, PH) OBP: 0.288, SLG: 0.234											1	0	0	0	0	1	0
Jeff Reardon, R (8, 1) OBP: 0.125, SLG: 0.125											0	0	0	0	0	0	0
Dann Bilardello, R (9, PH) OBP: 0.241, SLG: 0.258											1	0	1	1	0	0	0
(10, 2)																	
Inning Stats	R: 1 E: 0 K: 1 S: 7 H: 2 LOB: 1 BB: 0 P: 7	R: 0 E: 0 K: 2 S: 7 H: 0 LOB: 0 BB: 0 P: 7	R: 0 E: 0 K: 2 S: 7 H: 0 LOB: 0 BB: 0 P: 7	R: 0 E: 0 K: 1 S: 5 H: 1 LOB: 0 BB: 0 P: 5	R: 0 E: 0 K: 0 S: 3 H: 0 LOB: 1 BB: 1 P: 7	R: 2 E: 0 K: 0 S: 5 H: 2 LOB: 1 BB: 1 P: 9	R: 0 E: 0 K: 2 S: 6 H: 0 LOB: 0 BB: 1 P: 10	R: 0 E: 0 K: 1 S: 6 H: 1 LOB: 1 BB: 0 P: 6	R: 1 E: 0 K: 1 S: 8 H: 3 LOB: 2 BB: 0 P: 8	R: 0 E: 0 K: 0 S: 3 H: 0 LOB: 0 BB: 0 P: 3	1B: 6 2B: 4 3B: 1 HR: 0	SF: 0 SAC: 0 DP: 2 HBP: 0						

PITCHER		IP	WLS	BF	H	R	ER	SO	BB	IBB	HBP	BLK	WP	HR	S	P	ERA	WHIP
Sid Fernandez, L ERA: 3.59	(1, 1)	6.0		24	5	3	3	6	2	0	0	0	0	0	34	42	4.50	1.167
Doug Sisk, R ERA: 2.97	(7, 1)	1.0		4	1	0	0	2	1	0	0	0	0	0	7	11	0.00	2.000
Jesse Orosco, L ERA: 2.39	(8, 1)	2.0	W	9	3	1	1	2	0	0	0	0	0	0	13	13	4.50	1.500
Roger McDowell, R ERA: 3.1	(10, 1)	1.0	S	3	0	0	0	0	0	0	0	0	0	0	3	3	0.00	0.000

PITCHER	IP	WLS	BF	H	R	ER	SO	BB	IBB	HBP	BLK	WP	HR	S	P	ERA	WHIP

BOTTOM

New York Mets @ Montreal Expos

Olympic Stadium, Montreal, QB

Wed Oct 01 1986, 7:05 PM EDT
Att. 10,740 - Unknown

livebaseballscorecards.com

AB	37
R	4
H	9
RBI	4
BB	3
SO	10
LOB	13

WP: 0	PB: 0	SB: 1	CS: 2
PA: 40			

Batter	1	2	3	4	5	6	7	8	9	AB	R	H	RBI	BB	SO	LOB
Lenny Dykstra, L (1, 8) OBP: 0.378, SLG: 0.449	x 0-0 S 1B 1B		x 0-0 ② 4-3		S S S 0-3 ③ K			B B B B 4-0 1B HR BB		3	2	1	0	1	1	0
Wally Backman, S (1, 4) OBP: 0.376, SLG: 0.387	S S S 0-3 ① K 1-2		S S S 0-3 ③ K			x 0-0 ① 4-3		x 0-0 ① B5		4	0	0	0	0	2	2
Keith Hernandez, L (1, 3) OBP: 0.410, SLG: 0.446 Lee Mazzilli, S (8, 3) OBP: 0.388, SLG: 0.331	S S S 0-3 ② K			x 0-0 HR 2B		S S S 0-3 ② K		x 0-0 1-2 HR 1B		4 0	2 0	2 0	0 0	0 0	2 0	1 0
Gary Carter, R (1, 2) OBP: 0.334, SLG: 0.431 Ed Hearn, R (9, 2) OBP: 0.326, SLG: 0.397	x 0-0 ③ 2-H 1B			x 0-0 ① F4		x 0-0 ③ F8		x 0-0 1-H 2-H HR		4 0	1 0	2 0	4 0	0 0	0 0	1 0
Darryl Strawberry, L (1, 9) OBP: 0.354, SLG: 0.502		B B B B 4-0 FC6 BB		x 0-0 2-H HR			B B B B 4-0 E S 2B BB	x 0-0 ② F7		2	2	1	2	2	0	0
Mookie Wilson, S (1, 7) OBP: 0.345, SLG: 0.434		x 0-0 ① FC6 S 1-2f		x 0-0 ② 5-3			x 0-0 1B 1-H G6-4-3 2B	x 0-0 ③ 4-3		4	1	1	1	0	0	1
Ray Knight, R (1, 5) OBP: 0.346, SLG: 0.414		x 0-0 ② F9		x 0-0 ③ F8			x 0-0 G6-4-3 2-3 1B		S S S 0-3 ① K	4	0	1	0	0	1	1
Rafael Santana, R (1, 6) OBP: 0.283, SLG: 0.254		x 0-0 ③ F3 1-2			S S S 0-3 ① K		x 0-0 ① ② G6-4-3 1-2f 3-H		S S S 0-3 ② K	4	0	0	0	0	2	2
Dwight Gooden, R (1, 1) OBP: 0.119, SLG: 0.111 Danny Heep, L (9, PH) OBP: 0.381, SLG: 0.425 Rick Anderson, R (9, 1) OBP: 0.091, SLG: 0.091			x 0-0 ① 5-3		x 0-0 ② 6-3		S S S 0-3 ③ K		S S S 0-3 ③ K	3 1 0	0 0 0	0 0 0	0 0 0	0 0 0	1 1 0	0 0 0
Inning Stats	R: 1 E: 0 K: 2 S: 8 H: 2 LOB: 1 BB: 0 P: 8	R: 0 E: 0 K: 0 S: 3 H: 0 LOB: 1 BB: 1 P: 7	R: 0 E: 0 K: 1 S: 5 H: 0 LOB: 0 BB: 0 P: 5	R: 2 E: 0 K: 0 S: 5 H: 2 LOB: 0 BB: 0 P: 5	R: 0 E: 0 K: 2 S: 7 H: 0 LOB: 0 BB: 0 P: 7	R: 0 E: 0 K: 1 S: 5 H: 0 LOB: 0 BB: 0 P: 5	R: 2 E: 0 K: 1 S: 6 H: 2 LOB: 0 BB: 1 P: 10	R: 3 E: 0 K: 0 S: 5 H: 2 LOB: 0 BB: 1 P: 9	R: 0 E: 0 K: 3 S: 9 H: 0 LOB: 0 BB: 0 P: 9	1B: 4 2B: 2 3B: 0 HR: 2	SF: 0 SAC: 0 DP: 1 HBP: 0						

PITCHER	IP	WLS	BF	H	R	ER	SO	BB	IBB	HBP	BLK	WP	HR	S	P	ERA	WHIP
Floyd Youmans, R (1, 1) ERA: 3.53	9.0	L	36	8	8	8	10	3	0	0	0	0	2	53	65	8.00	1.222

PITCHER	IP	WLS	BF	H	R	ER	SO	BB	IBB	HBP	BLK	WP	HR	S	P	ERA	WHIP

New York Mets @ Montreal Expos

Olympic Stadium, Montreal, QB

Thu Oct 02 1986, 7:05 PM EDT

Att. 10,726 - Unknown

TOP

livebaseballscorecards.com

AB	33
R	8
H	8
RBI	7
BB	3
SO	10
LOB	8

1B: 4	SF: 0	WP: 0	PA: 36
2B: 2	SAC: 0	PB: 0	
3B: 0	DP: 1	SB: 3	
HR: 2	HBP: 0	CS: 0	

New York Mets @ Montreal Expos

Olympic Stadium, Montreal, QB

Thu Oct 02 1986, 7:05 PM EDT

Att. 10,726 - Unknown

BOTTOM

Batter	1	2	3	4	5	6	7	8	9	AB	R	H	RBI	BB	SO	LOB
Casey Candaele, S (1, 4) OBP: 0.273, SLG: 0.301	1-3		G3	F6			E6 4-3		F8	5	0	0	0	0	0	1
Tom Foley, L (1, 5) OBP: 0.340, SLG: 0.365	1B BB		S 1B BB		5-3		4-3 1-2			2	1	0	0	2	0	1
Mitch Webster, S (1, 8) OBP: 0.355, SLG: 0.430	K		K 1-2		6-3		K			4	0	0	0	0	3	3
Andre Dawson, R (1, 9) OBP: 0.333, SLG: 0.478 Herm Winningham, L (9, 9) OBP: 0.267, SLG: 0.328	1-3 1B		2-H 1B		F9			F8		4 0	0 0	2 0	1 0	0 0	0 0	0 0
Andres Galarraga, R (1, 3) OBP: 0.335, SLG: 0.405	1-3		1-3			F7		6-3		4	0	0	0	0	0	3
George Wright, S (1, 7) OBP: 0.249, SLG: 0.278		E4 F8		K		E 1B		BB		3	0	1	0	1	1	0
Luis Rivera, R (1, 6) OBP: 0.280, SLG: 0.276		F8 2-3		1B E BB		F4 1-3		K		3	1	0	0	1	1	3
Randy Hunt, R (1, 2) OBP: 0.260, SLG: 0.340		K		FC5-4 1-2 1B		K			K	4	0	1	0	0	3	2
Floyd Youmans, R (1, 1) OBP: 0.213, SLG: 0.200 Wallace Johnson, S (9, PH) OBP: 0.331, SLG: 0.359		5-3		FC5-4 1-2f 2-H			5-3		F8	3 1	0 0	0 0	0 0	0 0	0 0	2 0
Inning Stats	R: 0 H: 1 E: 0 LOB: 2 K: 1 BB: 1 S: 6 P: 10	R: 0 H: 0 E: 1 LOB: 1 K: 1 BB: 0 S: 6 P: 6	R: 1 H: 1 E: 0 LOB: 1 K: 1 BB: 1 S: 6 P: 10	R: 1 H: 1 E: 1 LOB: 1 K: 1 BB: 1 S: 6 P: 10	R: 0 H: 0 E: 0 LOB: 0 K: 0 BB: 0 S: 3 P: 3	R: 0 H: 1 E: 1 LOB: 1 K: 1 BB: 0 S: 6 P: 6	R: 0 H: 0 E: 1 LOB: 1 K: 1 BB: 0 S: 6 P: 6	R: 0 H: 0 E: 0 LOB: 1 K: 1 BB: 1 S: 5 P: 9	R: 0 H: 0 E: 0 LOB: 0 K: 1 BB: 0 S: 5 P: 5	1B: 4 SF: 0 2B: 0 SAC: 0 3B: 0 DP: 0 HR: 0 HBP: 0						WP: 0 PA: 37 PB: 0 SB: 1 CS: 0	

PITCHER	IP	WLS	BF	H	R	ER	SO	BB	IBB	HBP	BLK	WP	HR	S	P	ERA	WHIP
Dwight Gooden, R (1, 1) ERA: 2.84	8.0	W	34	4	2	1	7	4	0	0	0	0	0	44	60	1.12	1.000
Rick Anderson, R (9, 1) ERA: 2.72	1.0		3	0	0	0	1	0	0	0	0	0	0	5	5	0.00	0.000

PITCHER	IP	WLS	BF	H	R	ER	SO	BB	IBB	HBP	BLK	WP	HR	S	P	ERA	WHIP

livebaseballscorecards.com

AB	33
R	2
H	4
RBI	1
BB	4
SO	8
LOB	15

Montreal Expos @ Philadelphia Phillies

Veterans Stadium, Philadelphia, PA

Fri Oct 03 1986, 7:05 PM EDT

Att. 11,614 - Unknown

TOP

livebaseballscorecards.com

Batter	1	2	3	4	5	6	7	8	9	AB	R	H	RBI	BB	SO	LOB
Casey Candaele, S (1, 4) (6, 5) OBP: 0.269, SLG: 0.296	F8			G3	1-3		CS 1B		F7	5	0	1	0	0	0	1
Tom Foley, L (1, 5) (6, 6) OBP: 0.338, SLG: 0.362	F7			F6	K		CS 1-2	S 1B	F7	5	0	1	0	0	1	1
Mitch Webster, S (1, 8) OBP: 0.354, SLG: 0.428	K			1B		F5		K 1-2		4	0	1	0	0	2	1
Andre Dawson, R (1, 9) OBP: 0.334, SLG: 0.476		K		2-3		S 1B BB		IBB		2	1	0	0	2	1	1
Wallace Johnson, S (1, 3) OBP: 0.328, SLG: 0.355		3-1			1B 2B 1B	F8		F8		4	1	1	0	0	0	3
Herm Winningham, L (1, 7) OBP: 0.273, SLG: 0.333		4-3			2B HR 1-2 1B	1-H 1B		K		3	1	2	1	0	0	0
Jim Wohlford, R (8, PH) (8, 7) OBP: 0.330, SLG: 0.387										1	0	0	0	0	1	2
Randy St. Claire, R (9, 1)										0	0	0	0	0	0	0
Luis Rivera, R (1, 6) OBP: 0.281, SLG: 0.283			F6		HR 1-3 2-H 2B	F9			K	3	1	1	1	0	0	1
Andy McGaffigan, R (6, 1) OBP: 0.088, SLG: 0.061										0	0	0	0	0	0	0
George Wright, S (9, PH) (9, 7) OBP: 0.248, SLG: 0.276										1	0	0	0	0	1	0
Dann Bilardello, R (1, 2) OBP: 0.246, SLG: 0.285			K		2-H 3-H HR		F8		2B	4	2	2	3	0	1	0
Sergio Valdez, R (1, 1) OBP: 0.125, SLG: 0.125			K		K		5-3		2-H 2B	2	0	0	0	0	2	0
Tim Burke, R (6, 1)										0	0	0	0	0	0	0
Al Newman, S (6, 4) OBP: 0.290, SLG: 0.243										2	0	1	1	0	0	0
AB	36															
R	6															
H	10															
RBI	6															
BB	2															
SO	9															
LOB	10															

Inning Stats																																
	R: 0	H: 0		R: 0	H: 0		R: 0	H: 0		R: 0	H: 1		R: 4	H: 4		R: 1	H: 1		R: 0	H: 1		R: 0	H: 1		R: 1	H: 2		1B: 6	SF: 0		WP: 0	PA: 39	
	E: 0	LOB: 0		E: 0	LOB: 0		E: 0	LOB: 0		E: 0	LOB: 1		E: 0	LOB: 0		E: 0	LOB: 1		E: 0	LOB: 0		E: 0	LOB: 2		E: 0	LOB: 1		2B: 3	SAC: 0		PB: 0		
	K: 1	BB: 0		K: 1	BB: 0		K: 2	BB: 0		K: 0	BB: 0		E: 0	BB: 0		K: 0	BB: 1		K: 0	BB: 0		K: 2	BB: 1		E: 0	BB: 1		3B: 0	DP: 0		SB: 2		
	S: 5	P: 5		S: 5	P: 5		S: 7	P: 7		S: 4	P: 4		K: 2	P: 11		S: 4	P: 8		K: 0	P: 3		S: 8	P: 12		K: 1	P: 7		HR: 1	HBP: 0		CS: 1		
							S: 11												S: 3						S: 7								

PITCHER		IP	WLS	BF	H	R	ER	SO	BB	IBB	HBP	BLK	WP	HR	S	P	ERA	WHIP
Kevin Gross, R (1, 1) ERA: 4.02		6.0		25	6	5	5	6	1	0	0	0	0	1	36	40	7.50	1.167
Tom Hume, R (7, 1) ERA: 2.76		1.1		5	2	0	0	1	0	0	0	0	0	0	7	7	0.00	1.500
Dan Schatzeder, L (8, 1) ERA: 3.38		0.1		2	0	0	0	0	0	1	0	0	0	0	1	5	0.00	0.000
Kent Tekulve, R (8, 1) ERA: 2.61		1.1	L	6	2	1	1	2	0	0	0	0	0	0	10	10	6.75	1.500

PITCHER	IP	WLS	BF	H	R	ER	SO	BB	IBB	HBP	BLK	WP	HR	S	P	ERA	WHIP

BOTTOM

Montreal Expos @ Philadelphia Phillies

Veterans Stadium, Philadelphia, PA

Fri Oct 03 1986, 7:05 PM EDT

Att. 11,614 - Unknown

livebaseballscorecards.com

Batter	1	2	3	4	5	6	7	8	9	AB	R	H	RBI	BB	SO	LOB
Milt Thompson, L (1, 8) OBP: 0.315, SLG: 0.346	0-0 S 2B 1B	0-0 WP S 1B		0-0 F3 ③		BBB 4-0 1-2 BB		0-0 4-3 ③		4	1	2	0	1	0	1
Juan Samuel, R (1, 4) OBP: 0.298, SLG: 0.443	H 1-0 1-2 2B HBP	SSS 0-3 ① 1-2 K			x 0-0 6-3 ①	SSS 0-3 K ③			SSS 0-3 ① K	4	1	0	0	0	3	3
Von Hayes, L (1, 3) OBP: 0.382, SLG: 0.486	0-0 S 1-H 2-H 1B 2B	0-0 ② 4-3 2-3			x 0-0 ② F6		0-0 ① F9		0-0 ② F8	5	1	1	2	0	0	1
Mike Schmidt, R (1, 5) OBP: 0.390, SLG: 0.550	SSS 0-3 ① K 2-3	SSS 0-3 ③ K			SSS 0-3 ③ K		0-0 2B		SSS 0-3 ③ K	5	0	1	0	0	4	2
Glenn Wilson, R (1, 9) OBP: 0.318, SLG: 0.412	0-0 ② 6-3	x 0-0 ① F8				0-0 ① 6-3	BBB 4-0 G4-6-3 BB			3	0	0	0	1	0	1
Chris James, R (1, 7) OBP: 0.304, SLG: 0.422 Kent Tekulve, R (8, 1)	0-0 1B 1B 3-H 1B	SSS 0-3 ② K				0-0 ②③ E 2B	0-0 G4-6-3 1-2f			4 0	1 0	2 0	1 0	0 0	1 0	2 0
John Russell, R (1, 2) OBP: 0.300, SLG: 0.448	0-0 1B 1-2 1B	SSS 0-3 ③ K				SSS 0-3 ② K	0-0 F2 ①			4	0	1	0	0	2	1
Steve Jeltz, S (1, 6) OBP: 0.323, SLG: 0.266	0-0 1-2 2-3 1B			0-0 F9 ①		0-0 E8 1B 2-H 1B	SSS 0-3 ② K			4	1	2	1	0	1	0
Kevin Gross, R (1, 1) OBP: 0.198, SLG: 0.300 Jeff Stone, L (6, PH) OBP: 0.336, SLG: 0.408 Tom Hume, R (7, 1) Dan Schatzeder, L (8, 1) OBP: 0.483, SLG: 0.625 Ron Roenicke, S (8, 7) OBP: 0.383, SLG: 0.362	SSS 0-3 ③ K			x 0-0 ② F7		x 0-0 BB 2-H 1B		BBB 4-0 BB		2 1 0 0 0	0 0 0 0 0	0 1 0 0 0	0 1 0 0 1	0 0 0 0 0	1 0 0 0 0	3 0 0 0 0
Inning Stats	R: 3 E: 0 K: 2 S: 12 H: 5 LOB: 3 BB: 0 P: 13	R: 0 E: 0 K: 2 S: 8 H: 1 LOB: 1 BB: 0 P: 8	R: 0 E: 0 K: 2 S: 7 H: 0 LOB: 0 BB: 0 P: 7	R: 0 E: 0 K: 0 S: 3 H: 0 LOB: 0 BB: 0 P: 3	R: 0 E: 0 K: 1 S: 5 H: 0 LOB: 0 BB: 0 P: 5	R: 2 E: 1 K: 2 S: 10 H: 3 LOB: 2 BB: 1 P: 14	R: 0 E: 0 K: 0 S: 3 H: 1 LOB: 1 BB: 1 P: 7	R: 0 E: 0 K: 1 S: 5 H: 0 LOB: 1 BB: 1 P: 9	R: 0 E: 0 K: 2 S: 7 H: 0 LOB: 0 BB: 0 P: 7	1B: 7 2B: 3 3B: 0 HR: 0	SF: 0 SAC: 0 DP: 1 HBP: 1			WP: 1 PB: 0 SB: 3 CS: 0	PA: 40		

PITCHER		IP	WLS	BF	H	R	ER	SO	BB	IBB	HBP	BLK	WP	HR	S	P	ERA	WHIP
Sergio Valdez, R ERA: 6.84	(1, 1)	5.0		22	6	3	3	7	0	0	1	0	1	0	35	36	5.40	1.200
Tim Burke, R ERA: 2.92	(6, 1)	0.2		5	3	2	1	1	0	0	0	0	0	0	7	7	13.50	4.500
Andy McGaffigan, R ERA: 2.67	(6, 1)	2.1	W	10	1	0	0	2	3	0	0	0	0	0	11	23	0.00	1.714
Randy St. Claire, R ERA: 2.76	(9, 1)	1.0	S	3	0	0	0	2	0	0	0	0	0	0	7	7	0.00	0.000

PITCHER	IP	WLS	BF	H	R	ER	SO	BB	IBB	HBP	BLK	WP	HR	S	P	ERA	WHIP

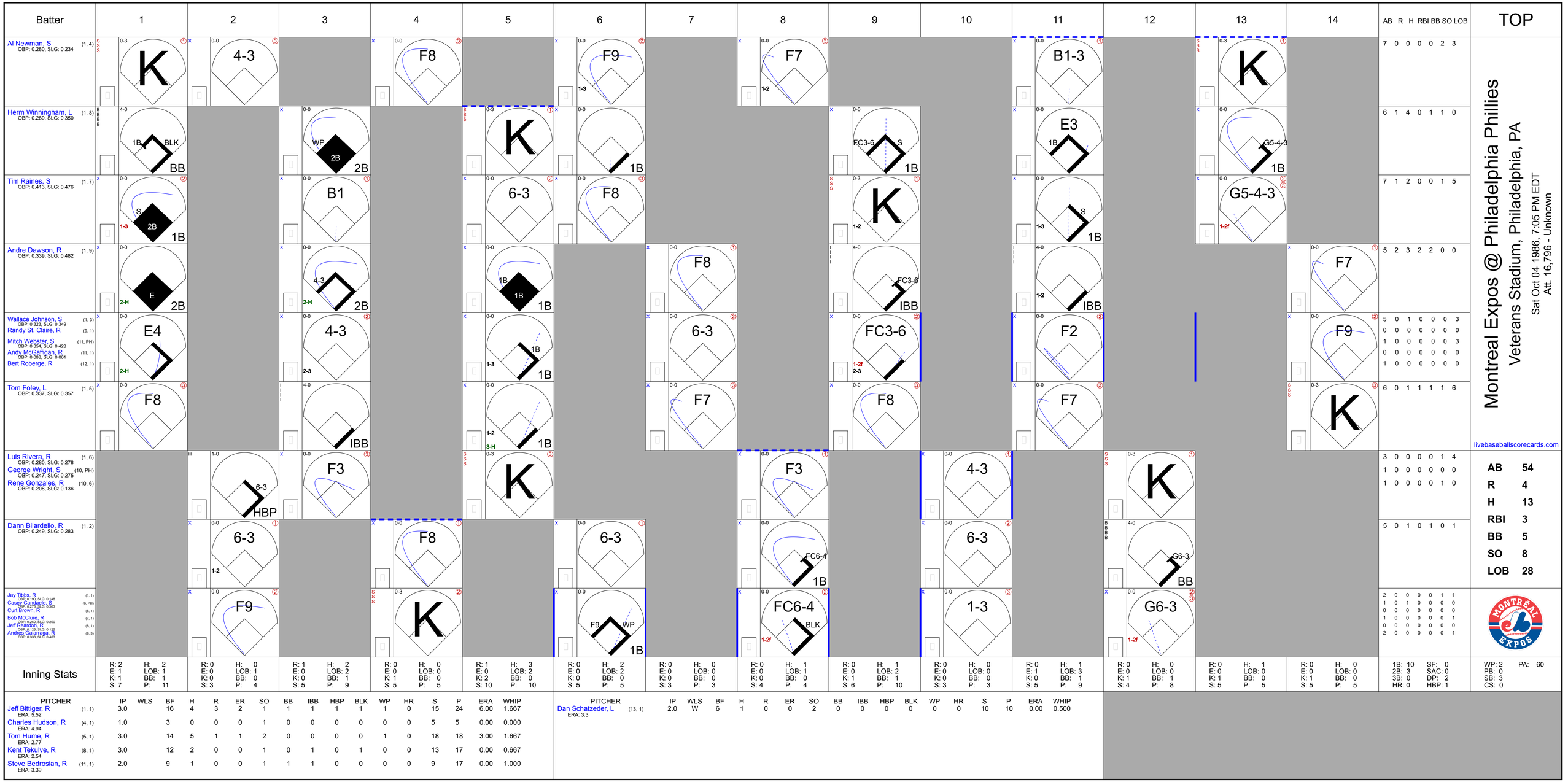
Batter
1
2
3
4
5
6
7
8
9
10
11
12
13
14
AB R H RBI BB SO LOB
TOP
Al Newman, S (1, 4) OBP: 0.280, SLG: 0.234
Herm Winningham, L (1, 8) OBP: 0.289, SLG: 0.350
Tim Raines, S (1, 7) OBP: 0.413, SLG: 0.476
Andre Dawson, R (1, 9) OBP: 0.339, SLG: 0.482
Wallace Johnson, S (1, 3) OBP: 0.323, SLG: 0.349
Randy St. Claire, R (9, 1)
Mitch Webster, S (11, PH) OBP: 0.354, SLG: 0.428
Andy McGaffigan, R (11, 1) OBP: 0.088, SLG: 0.061
Bert Roberge, R (12, 1)
Tom Foley, L (1, 5) OBP: 0.337, SLG: 0.357
Luis Rivera, R (1, 6) OBP: 0.280, SLG: 0.278
George Wright, S (10, PH) OBP: 0.247, SLG: 0.275
Rene Gonzales, R (10, 6) OBP: 0.208, SLG: 0.136
Dann Bilardello, R (1, 2) OBP: 0.249, SLG: 0.283
Jay Tibbs, R (1, 1) OBP: 0.190, SLG: 0.548
Casey Candaele, S (6, PH) OBP: 0.276, SLG: 0.303
Curt Brown, R (6, 1)
Bob McClure, R (7, 1) OBP: 0.250, SLG: 0.250
Jeff Reardon, R (8, 1) OBP: 0.125, SLG: 0.125
Andres Galarraga, R (9, 3) OBP: 0.333, SLG: 0.403
Montreal Expos @ Philadelphia Phillies
Veterans Stadium, Philadelphia, PA
Sat Oct 04 1986, 7:05 PM EDT
Att. 16,796 - Unknown
livebaseballscorecards.com
AB 54
R 4
H 13
RBI 3
BB 5
SO 8
LOB 28
Inning Stats
PITCHER IP WLS BF H R ER SO BB IBB HBP BLK WP HR S P ERA WHIP
Jeff Bittiger, R (1, 1) ERA: 5.52 3.0 16 4 3 2 1 1 1 1 1 1 0 15 24 6.00 1.667
Charles Hudson, R (4, 1) ERA: 4.94 1.0 3 0 0 0 1 0 0 0 0 0 0 5 5 0.00 0.000
Tom Hume, R (5, 1) ERA: 2.77 3.0 14 5 1 1 2 0 0 0 0 1 0 18 18 3.00 1.667
Kent Tekulve, R (8, 1) ERA: 2.54 3.0 12 2 0 0 1 0 1 0 1 0 0 13 17 0.00 0.667
Steve Bedrosian, R (11, 1) ERA: 3.39 2.0 9 1 0 0 1 1 1 0 0 0 0 9 17 0.00 1.000
PITCHER IP WLS BF H R ER SO BB IBB HBP BLK WP HR S P ERA WHIP
Dan Schatzeder, L (13, 1) ERA: 3.3 2.0 W 6 1 0 0 2 0 0 0 0 0 0 10 10 0.00 0.500

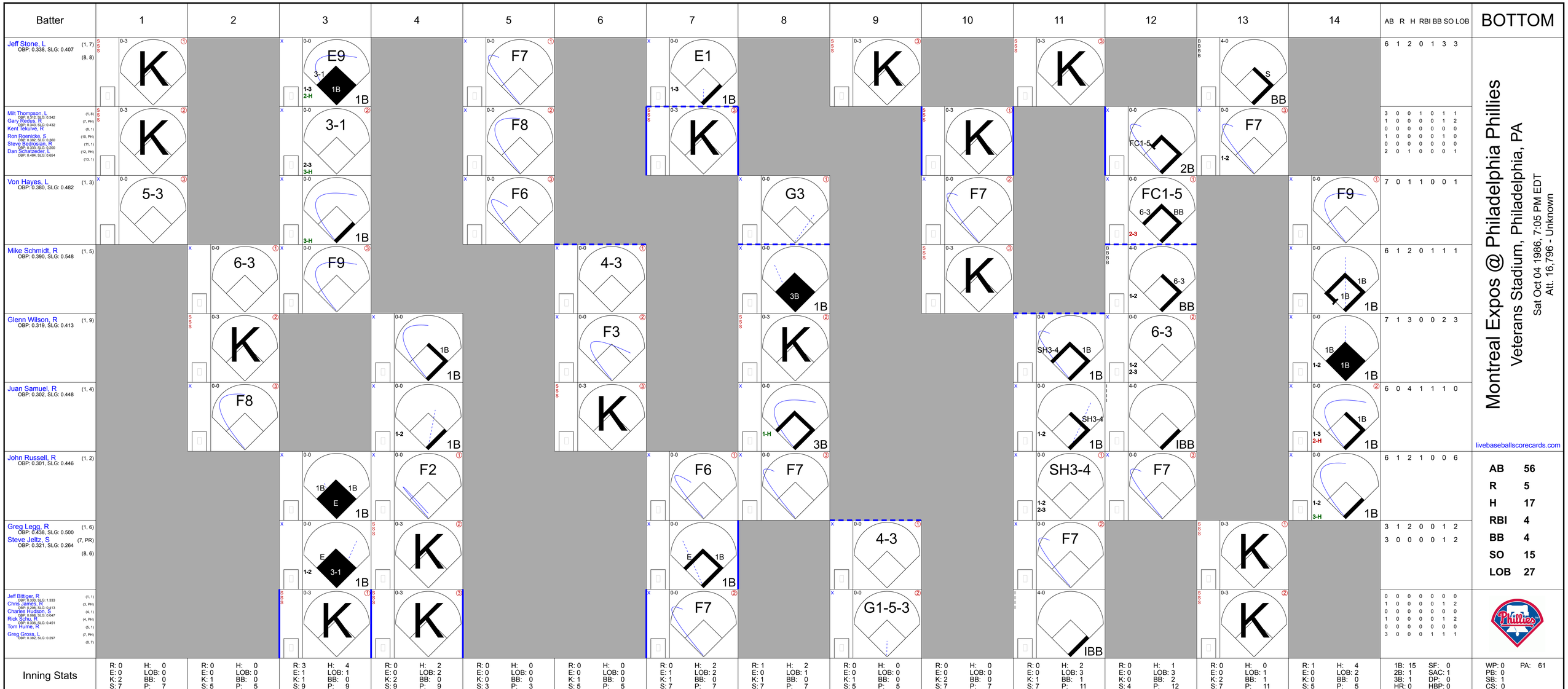
Batter
1
2
3
4
5
6
7
8
9
10
11
12
13
14
AB R H RBI BB SO LOB
BOTTOM
Jeff Stone, L (1, 7) (8, 8)
OBP: 0.338, SLG: 0.407
6 1 2 0 1 3 3
Milt Thompson, L (1, 8)
OBP: 0.312, SLG: 0.342
Gary Redus, R (7, PH)
OBP: 0.333, SLG: 0.432
Kent Tekulve, R (8, 1)
Ron Roenicke, S (10, PH)
OBP: 0.282, SLG: 0.260
Steve Bedrosian, R (11, 1)
OBP: 0.333, SLG: 0.200
Dan Schatzeder, L (12, PH)
OBP: 0.484, SLG: 0.654
(13, 1)
3 0 0 1 0 1 1
1 0 0 0 0 1 2
0 0 0 0 0 0 0
1 0 0 0 0 1 0
0 0 0 0 0 0 0
2 0 1 0 0 0 1
Von Hayes, L (1, 3)
OBP: 0.380, SLG: 0.482
7 0 1 1 0 0 1
Mike Schmidt, R (1, 5)
OBP: 0.390, SLG: 0.548
6 1 2 0 1 1 1
Glenn Wilson, R (1, 9)
OBP: 0.319, SLG: 0.413
7 1 3 0 0 2 3
Juan Samuel, R (1, 4)
OBP: 0.302, SLG: 0.448
6 0 4 1 1 1 0
John Russell, R (1, 2)
OBP: 0.301, SLG: 0.446
6 1 2 1 0 0 6
Greg Legg, R (1, 6)
OBP: 0.438, SLG: 0.500
Steve Jeltz, S (7, PR)
OBP: 0.321, SLG: 0.264
(8, 6)
3 1 2 0 0 1 2
3 0 0 0 0 1 2
Jeff Bittiger, R (1, 1)
OBP: 0.333, SLG: 1.333
Chris James, R (3, PH)
OBP: 0.056, SLG: 0.413
Charles Hudson, S (4, 1)
OBP: 0.000, SLG: 0.047
Rick Schu, R (4, PH)
OBP: 0.036, SLG: 0.451
Tom Hume, R (5, 1)
Greg Gross, L (7, PH)
OBP: 0.382, SLG: 0.297
(8, 7)
0 0 0 0 0 0 0
1 0 0 0 0 1 2
0 0 0 0 0 0 0
1 0 0 0 0 1 2
0 0 0 0 0 0 0
3 0 0 0 1 1 1
Montreal Expos @ Philadelphia Phillies
Veterans Stadium, Philadelphia, PA
Sat Oct 04 1986, 7:05 PM EDT
Att. 16,796 - Unknown
livebaseballscorecards.com
AB 56
R 5
H 17
RBI 4
BB 4
SO 15
LOB 27
Inning Stats
1: R: 0 E: 0 K: 2 S: 7 | H: 0 LOB: 0 BB: 0 P: 7
2: R: 0 E: 0 K: 1 S: 5 | H: 0 LOB: 0 BB: 0 P: 5
3: R: 3 E: 1 K: 1 S: 9 | H: 4 LOB: 1 BB: 0 P: 9
4: R: 0 E: 0 K: 2 S: 9 | H: 2 LOB: 2 BB: 0 P: 9
5: R: 0 E: 0 K: 0 S: 3 | H: 0 LOB: 0 BB: 0 P: 3
6: R: 0 E: 0 K: 1 S: 5 | H: 0 LOB: 0 BB: 0 P: 5
7: R: 0 E: 1 K: 1 S: 7 | H: 2 LOB: 2 BB: 0 P: 7
8: R: 1 E: 0 K: 1 S: 7 | H: 2 LOB: 1 BB: 0 P: 7
9: R: 0 E: 0 K: 1 S: 5 | H: 0 LOB: 0 BB: 0 P: 5
10: R: 0 E: 0 K: 2 S: 7 | H: 0 LOB: 0 BB: 0 P: 7
11: R: 0 E: 0 K: 1 S: 7 | H: 2 LOB: 3 BB: 1 P: 11
12: R: 0 E: 0 K: 0 S: 4 | H: 1 LOB: 3 BB: 2 P: 12
13: R: 0 E: 0 K: 2 S: 7 | H: 0 LOB: 1 BB: 1 P: 11
14: R: 1 E: 0 K: 0 S: 5 | H: 4 LOB: 2 BB: 0 P: 5
1B: 15 2B: 1 3B: 1 HR: 0
SF: 0 SAC: 1 DP: 0 HBP: 0
WP: 0 PB: 0 SB: 1 CS: 0
PA: 61
PITCHER IP WLS BF H R ER SO BB IBB HBP BLK WP HR S P ERA WHIP
Jay Tibbs, R (1, 1) ERA: 3.97 5.0 21 6 3 3 6 0 0 0 0 0 0 33 33 5.40 1.200
Curt Brown, R (6, 1) ERA: 3.09 1.2 7 2 0 0 1 0 0 0 0 0 0 9 9 0.00 1.200
Bob McClure, L (7, 1) ERA: 3.26 0.2 2 0 0 0 1 0 0 0 0 0 0 4 4 0.00 0.000
Jeff Reardon, R (8, 1) ERA: 3.94 0.2 4 2 1 1 1 0 0 0 0 0 0 6 6 13.50 3.000
Randy St. Claire, R (9, 1) ERA: 2.45 2.0 6 0 0 0 3 0 0 0 0 0 0 12 12 0.00 0.000
PITCHER IP WLS BF H R ER SO BB IBB HBP BLK WP HR S P ERA WHIP
Andy McGaffigan, R (11, 1) ERA: 2.65 1.1 8 3 0 0 1 0 1 0 0 0 0 9 13 0.00 2.250
Bert Roberge, R (12, 1) ERA: 6.28 2.1 L 13 4 1 1 2 2 1 0 0 0 0 14 26 3.86 2.571

Batter	1	2	3	4	5	6	7	8	9	10	AB	R	H	RBI	BB	SO	LOB
Casey Candaele, S (1, 4) OBP: 0.264, SLG: 0.288	K		4-3		6-3		F9			G3	5	0	0	0	0	1	0
Mitch Webster, S (1, 8) OBP: 0.355, SLG: 0.431	F7		1B, FC5-2-4-6, 1B		4-3, 2B			G3		G3	3	0	2	0	0	0	0
Herm Winningham, L (7, 8) OBP: 0.286, SLG: 0.346											2	0	0	0	0	0	0
George Wright, S (1, 7) OBP: 0.254, SLG: 0.291	3-1		FC5-2-4-6, 1-3, 1B		4-3, 2-3			1-3, 1B		3B	5	0	3	0	0	0	1
Andre Dawson, R (1, 9) OBP: 0.338, SLG: 0.478		6-3	FC5-2-4-6, 1-2, 3-H		F8			1-3, 1-2		IBB	4	0	0	0	1	0	4
Andres Galarraga, R (1, 3) OBP: 0.338, SLG: 0.405		E, 1B, 1B	G3, 1B, 1B		F9			IBB		K, 1-2	3	1	2	0	1	0	0
Bob McClure, R (8, 1) OBP: 0.250, SLG: 0.250											0	0	0	0	0	0	0
Randy St. Claire, R (9, 1)											0	0	0	0	0	0	0
Al Newman, S (10, PH) OBP: 0.279, SLG: 0.232											1	0	0	0	0	1	2
Curt Brown, R (10, 1)											0	0	0	0	0	0	0
Luis Rivera, R (1, 6) OBP: 0.285, SLG: 0.283		FC4-6, 1-2, 1B	G3, 1-2, 1B		F9			F4			4	0	2	0	0	0	2
Rene Gonzales, R (1, 5) OBP: 0.179, SLG: 0.115		FC4-6, 1-2f, 2-H	G3, 1-2, 2-3		K					L5	4	0	0	0	0	1	3
Randy Hunt, R (1, 2) OBP: 0.283, SLG: 0.333		IBB	G6-4-3, IBB				F9			4-3	1	0	0	0	2	0	0
Jim Wohlford, R (9, PH) OBP: 0.327, SLG: 0.383											1	0	0	0	0	0	0
Dann Bilardello, R (9, 2) OBP: 0.249, SLG: 0.283											0	0	0	0	0	0	0
Bob Sebra, R (1, 1) OBP: 0.233, SLG: 0.241		5-3		G6-4-3, 1-2f			K			F9	3	0	0	0	0	1	5
Wallace Johnson, S (8, 3) OBP: 0.321, SLG: 0.346											1	0	0	0	0	0	0
Inning Stats	R: 0 E: 0 K: 1 S: 5 / H: 0 LOB: 0 BB: 0 P: 5	R: 1 E: 1 K: 0 S: 5 / H: 2 LOB: 2 BB: 1 P: 9	R: 0 E: 0 K: 0 S: 4 / H: 2 LOB: 1 BB: 0 P: 4	R: 0 E: 0 K: 0 S: 4 / H: 2 LOB: 2 BB: 1 P: 8	R: 0 E: 0 K: 0 S: 4 / H: 1 LOB: 1 BB: 0 P: 4	R: 0 E: 0 K: 1 S: 5 / H: 0 LOB: 0 BB: 0 P: 5	R: 0 E: 0 K: 1 S: 5 / H: 0 LOB: 0 BB: 0 P: 5	R: 0 E: 0 K: 0 S: 4 / H: 1 LOB: 2 BB: 1 P: 8	R: 0 E: 0 K: 0 S: 3 / H: 0 LOB: 0 BB: 0 P: 3	R: 0 E: 0 K: 1 S: 6 / H: 1 LOB: 2 BB: 1 P: 10	1B: 7 2B: 2 3B: 1 HR: 0	SF: 0 SAC: 0 DP: 2 HBP: 0						

PITCHER	IP	WLS	BF	H	R	ER	SO	BB	IBB	HBP	BLK	WP	HR	S	P	ERA	WHIP
Bruce Ruffin, L (1, 1) ERA: 2.46	9.0		36	8	1	0	3	0	3	0	0	0	0	39	51	0.00	0.889
Dan Schatzeder, L (10, 1) ERA: 3.26	1.0	W	5	1	0	0	1	0	1	0	0	0	0	6	10	0.00	1.000

PITCHER	IP	WLS	BF	H	R	ER	SO	BB	IBB	HBP	BLK	WP	HR	S	P	ERA	WHIP

TOP

Montreal Expos @ Philadelphia Phillies

Veterans Stadium, Philadelphia, PA

Sun Oct 05 1986, 3:33 AM EDT

Att. 25,293 - Unknown

livebaseballscorecards.com

AB	37
R	1
H	9
RBI	0
BB	4
SO	4
LOB	17

WP: 0 PB: 0 SB: 1 CS: 0 PA: 41

Batter	1	2	3	4	5	6	7	8	9	10	AB	R	H	RBI	BB	SO	LOB
Milt Thompson, L (1, 8) OBP: 0.311, SLG: 0.341	S S S 0-3 K ①			x 0-0 5-3 ①		x 0-0 1B S 1B		S S S 0-3 K ①		x 0-0 SH SH1-4 1-2	4	0	1	0	0	2	0
Jeff Stone, L (1, 7) OBP: 0.341, SLG: 0.406	x 0-0 3-1 ②			x 0-0 FC2-4-5 S 1B		B B B 4-0 1B 1-2 BB		x 0-0 5-3 ②		x 0-0 SH1-4 1-2 2-3 ①	3	0	1	0	1	0	0
Rick Schu, R (1, 5) OBP: 0.335, SLG: 0.447	S S S 0-3 K ③			S S S 0-3 FC2-4-5 1-3 ②		x 0-0 1-2 2-3 1B		x 0-0 4-3 ③		x 0-0 PB 3-H	5	0	1	0	0	1	2
Von Hayes, L (1, 3) OBP: 0.379, SLG: 0.480		x 0-0 4-3 ①		x 0-0 F9 ③		x 0-0 F6 ③			x 0-0 FC1-6 1B		4	0	1	0	0	0	4
Ron Roenicke, S (1, 9) OBP: 0.381, SLG: 0.356		S S S 0-3 K ②			S S S 0-3 K ①		B B B B 4-0 1B SF8 BB		x 0-0 FC1-6 1-2f ①		3	1	0	0	1	2	1
Greg Legg, R (1, 4) OBP: 0.450, SLG: 0.500		x 0-0 5-3 ③			x 0-0 F8 ②		x 0-0 1-3 1B		x 0-0 1-2 1B		4	0	2	0	0	0	0
Ronn Reynolds, R (1, 2) OBP: 0.242, SLG: 0.317 Greg Gross, L (7, PH) OBP: 0.379, SLG: 0.297 John Russell, R (8, 2) OBP: 0.300, SLG: 0.444			S S S 0-3 K ①		x 0-0 6-3 ③		x 0-0 SF8 3-H ①		x 0-0 F5 ②		2 0 1	0 0 0	0 0 0	0 1 0	0 0 0	1 0 0	0 0 2
Steve Jeltz, S (1, 6) OBP: 0.320, SLG: 0.262 Mike Schmidt, R (9, PH) OBP: 0.390, SLG: 0.547 Dan Schatzeder, L (10, 1) OBP: 0.484, SLG: 0.654			S S S 0-3 K2-3 ②			S S S 0-3 K ①	x 0-0 F7 ②		x 0-0 F5 ③		3 1 0	0 0 0	0 0 0	0 0 0	0 0 0	2 0 0	1 2 0
Bruce Ruffin, S (1, 1) OBP: 0.073, SLG: 0.091 Luis Aguayo, R (10, 6) OBP: 0.267, SLG: 0.361			x 0-0 G3 ③			S S S 0-3 K ②	x 0-0 F5 ③			x 0-0 SH1-4 SH PB 1B	3 1	0 1	0 1	0 0	0 0	1 0	1 0
Inning Stats	R: 0 H: 0 E: 0 LOB: 0 K: 2 BB: 0 S: 7 P: 7	R: 0 H: 0 E: 0 LOB: 0 K: 1 BB: 0 S: 5 P: 5	R: 0 H: 0 E: 0 LOB: 0 K: 2 BB: 0 S: 7 P: 7	R: 0 H: 1 E: 0 LOB: 1 K: 0 BB: 0 S: 6 P: 6	R: 0 H: 0 E: 0 LOB: 0 K: 1 BB: 0 S: 5 P: 5	R: 0 H: 2 E: 0 LOB: 3 K: 2 BB: 1 S: 9 P: 13	R: 1 H: 1 E: 0 LOB: 1 K: 0 BB: 1 S: 4 P: 8	R: 0 H: 0 E: 0 LOB: 0 K: 1 BB: 0 S: 5 P: 5	R: 0 H: 2 E: 0 LOB: 2 K: 0 BB: 0 S: 5 P: 5	R: 1 H: 1 E: 0 LOB: 1 K: 0 BB: 0 S: 3 P: 3	1B: 7 SF: 1 2B: 0 SAC: 2 3B: 0 DP: 0 HR: 0 HBP: 0						

PITCHER		IP	WLS	BF	H	R	ER	SO	BB	IBB	HBP	BLK	WP	HR	S	P	ERA	WHIP
Bob Sebra, R ERA: 3.55	(1, 1)	7.0		27	4	1	1	9	2	0	0	0	0	0	43	51	1.29	0.857
Bob McClure, L ERA: 3.2	(8, 1)	1.1		6	2	0	0	1	0	0	0	0	0	0	8	8	0.00	1.500
Randy St. Claire, R ERA: 2.37	(9, 1)	0.2		2	0	0	0	0	0	0	0	0	0	0	2	2	0.00	0.000
Curt Brown, R ERA: 3.0	(10, 1)	0.1	L	4	1	1	0	0	0	0	0	0	0	0	3	3	0.00	3.000

PITCHER	IP	WLS	BF	H	R	ER	SO	BB	IBB	HBP	BLK	WP	HR	S	P	ERA	WHIP

BOTTOM

Montreal Expos @ Philadelphia Phillies

Veterans Stadium, Philadelphia, PA

Sun Oct 05 1986, 3:33 AM EDT
Att. 25,293 - Unknown

livebaseballscorecards.com

AB	34
R	2
H	7
RBI	1
BB	2
SO	9
LOB	13

WP: 0	PA: 39		
PB: 1			
SB: 2			
CS: 0			