

Montreal Expos - 1987

Batter	1	2	3	4	5	6	7	8	9	AB	R	H	RBI	BB	SO	LOB	TOP				
Alonzo Powell, R OBP: 0.200, SLG: 0.400 (1, 7)	0-3 K	0-0 1B 2B		0-0 F9			0-0 F8		0-0 5-3	5	1	1	1	0	1	0					
Mitch Webster, S OBP: 0.400, SLG: 1.000 (1, 9)	0-0 HR	0-0 1B		0-0 B1-3			0-3 K		0-0 5-3	5	1	2	2	0	1	0					
Andres Calarraga, R OBP: 0.500, SLG: 0.750 (1, 3)	0-0 2B	0-0 1-3		0-0 5-3			0-0 1B			4	1	2	0	0	0	1					
Hubie Brooks, R OBP: 0.250, SLG: 0.250 (1, 6)	0-3 K			0-0 F8		0-3 K				4	0	1	0	0	2	1					
Tim Wallach, R OBP: 0.750, SLG: 1.000 (1, 5)	0-0 2B			0-0 2B E		0-0 1B	0-3 K			4	1	3	1	0	1	2					
Vance Law, R OBP: 0.250, SLG: 0.500 (1, 4)	0-0 6-3			0-0 E7		0-0 1B	0-3 K			4	0	1	0	0	1	2					
Jeff Reed, L OBP: 0.250, SLG: 0.250 (1, 2)		0-0 F6	0-0 F7			0-0 1B		0-0 F6		4	0	1	0	0	0	1					
Reid Nichols, R OBP: 0.667, SLG: 0.500 (8, PH)		0-0 2B	4-0 1B			0-0 1B	0-0 F8		0-0 G3	2	1	1	0	1	0	1					
Herm Winningham, L (8, PH)		0-0 1B	0-0 IBB							1	0	0	0	0	0	0					
Floyd Youmans, R OBP: 0.100, SLG: 0.200 (4, 1)		0-3 K	0-0 FC6-4			0-0 1B	0-0 L5-3		0-0 F9	2	0	0	0	0	0	1					
Tom Foley, L OBP: 0.100, SLG: 0.200 (6, PH)										0	0	0	0	0	0	0					
Lary Sorensen, R OBP: 0.100, SLG: 0.200 (8, 1)										0	0	0	0	0	0	0					
Jeff Parrett, R OBP: 0.100, SLG: 0.200 (8, 1)										0	0	0	0	0	0	0					
Casey Candaele, S OBP: 0.100, SLG: 0.200 (9, PH)										1	0	0	0	0	0	0					
Inning Stats	R: 2 E: 0 K: 2 S: 10	H: 3 LOB: 1 BB: 0 P: 10	R: 2 E: 0 K: 1 S: 8	H: 3 LOB: 1 BB: 0 P: 8	R: 1 E: 1 K: 0 S: 5	H: 2 LOB: 2 BB: 1 P: 9	R: 0 E: 0 K: 0 S: 3	H: 0 LOB: 0 BB: 0 P: 3	R: 0 E: 0 K: 1 S: 5	H: 1 LOB: 0 BB: 0 P: 5	R: 0 E: 0 K: 0 S: 9	H: 2 LOB: 2 BB: 0 P: 9	R: 0 E: 0 K: 1 S: 5	H: 0 LOB: 0 BB: 0 P: 5	R: 0 E: 0 K: 0 S: 3	H: 0 LOB: 0 BB: 0 P: 3	1B: 7 2B: 5 3B: 0 HR: 1	SF: 0 SAC: 0 DP: 2 HBP: 0	WP: 0 PB: 0 CS: 0	PA: 38	
PITCHER	IP	WLS	BF	H	R	ER	SO	BB	IBB	HBP	BLK	WP	HR	S	P	ERA	WHIP				
Tom Browning, L ERA: 15.0	3.0		18	8	5	5	3	0	1	0	0	0	1	23	27	15.00	2.667				
Bill Landrum, R ERA:	1.0	W	3	0	0	0	0	0	0	0	0	0	0	3	3	0.00	0.000				
Frank Williams, R ERA:	3.0		11	4	0	0	3	0	0	0	0	0	0	17	17	0.00	1.333				
Ron Robinson, R ERA:	1.0		3	0	0	0	1	0	0	0	0	0	0	5	5	0.00	0.000				
John Franco, L ERA:	1.0		3	0	0	0	0	0	0	0	0	0	0	3	3	0.00	0.000				

Montreal Expos @ Cincinnati Reds
Riverfront Stadium, Cincinnati, OH
Mon Apr 06 1987, 3:33 AM EDT
Att: 55,166 - Unknown

AB 37
R 5
H 12
RBI 4
BB 1
SO 7
LOB 12



Batter	1	2	3	4	5	6	7	8	9	AB	R	H	RBI	BB	SO	LOB	BOTTOM				
Kal Daniels, L OBP: 0.400, SLG: 0.600 (1, 7)	0-0 3-1		0-0 F7	0-0 S HR 1B	0-0 2B		0-3 K			5	1	2	1	0	1	0					
Barry Larkin, R OBP: 0.400, SLG: 1.000 (1, 6)	0-0 F7		0-0 E6	0-0 HR	4-0 BB		0-3 K			4	1	1	2	1	1	0					
Dave Parker, L OBP: 0.200, SLG: 0.400 (1, 9)	0-0 F8		0-0 F7	0-0 1B 2B		0-3 K		0-0 4-3		5	1	1	0	0	1	4					
Eric Davis, R OBP: 1.000, SLG: 2.000 (1, 8)		0-0 HR		0-0 1B BB		0-0 E8		4-0 BB		3	3	3	2	2	0	0					
Buddy Bell, R (1, 5)		0-0 6-3		0-0 4-3		0-0 5-3		0-0 F8		5	0	0	0	0	0	4					
Bo Diaz, R OBP: 0.250, SLG: 0.250 (1, 2)		0-0 5-3		0-0 K		0-0 FC1-5-2-6				4	1	1	1	0	1	1					
Terry Francona, L OBP: 0.500, SLG: 1.250 (1, 3)		0-0 F6		0-0 HR	0-0 1B	0-0 1-3				4	1	2	2	0	0	1					
Ron Oester, S OBP: 0.500, SLG: 1.000 (1, 4)			0-0 SF7	4-0 3B	0-0 2B	0-0 L6		0-0 G3		3	2	1	0	1	0	1					
Tom Browning, L ERA: 18.9	3.1	L	18	5	7	7	0	2	0	0	0	0	0	0	0	0					
Bill Campbell, R ERA:	0.0		3	3	2	2	0	0	0	0	0	0	0	0	0	0					
Andy McGaffigan, R ERA: 5.4	1.2		9	3	2	2	2	1	0	0	0	1	0	12	16	10.80	2.400				
Lary Sorensen, R ERA:	2.0		7	1	0	0	1	0	0	0	0	0	0	9	9	0.00	0.500				
Jeff Parrett, R ERA:	1.0		4	0	0	0	1	1	0	0	0	0	0	5	9	0.00	1.000				
Inning Stats	R: 0 E: 0 K: 0 S: 3	H: 0 LOB: 0 BB: 0 P: 3	R: 1 E: 0 K: 0 S: 4	H: 1 LOB: 0 BB: 0 P: 4	R: 1 E: 1 K: 0 S: 5	H: 1 LOB: 1 BB: 0 P: 5	R: 9 E: 0 K: 1 S: 12	H: 7 LOB: 2 BB: 2 P: 20	R: 0 E: 0 K: 1 S: 7	H: 2 LOB: 3 BB: 1 P: 11	R: 0 E: 1 K: 0 S: 4	H: 1 LOB: 1 BB: 0 P: 4	R: 0 E: 0 K: 1 S: 5	H: 0 LOB: 0 BB: 0 P: 5	R: 0 E: 0 K: 1 S: 5	H: 0 LOB: 1 BB: 1 P: 9	1B: 5 2B: 3 3B: 1 HR: 3	SF: 1 SAC: 0 DP: 0 HBP: 0	WP: 1 PB: 0 CS: 0	PA: 41	
PITCHER	IP	WLS	BF	H	R	ER	SO	BB	IBB	HBP	BLK	WP	HR	S	P	ERA	WHIP				
Floyd Youmans, R ERA: 18.9	3.1		18	5	7	7	0	2	0	0	0	0	0	0	0	0					
Bill Campbell, R ERA:	0.0		3	3	2	2	0	0	0	0	0	0	0	0	0	0					
Andy McGaffigan, R ERA: 5.4	1.2		9	3	2	2	2	1	0	0	0	1	0	12	16	10.80	2.400				
Lary Sorensen, R ERA:	2.0		7	1	0	0	1	0	0	0	0	0	0	9	9	0.00	0.500				
Jeff Parrett, R ERA:	1.0		4	0	0	0	1	1	0	0	0	0	0	5	9	0.00	1.000				

Montreal Expos @ Cincinnati Reds
Riverfront Stadium, Cincinnati, OH
Mon Apr 06 1987, 3:33 AM EDT
Att: 55,166 - Unknown

AB 36
R 11
H 12
RBI 10
BB 4
SO 4
LOB 12



Batter	1	2	3	4	5	6	7	8	9	AB	R	H	RBI	BB	SO	LOB	TOP											
Alonzo Powell, R OBP: 0.222, SLG: 0.444	5-3			K		L3-6 2B		K		4	0	1	0	0	2	0	Montreal Expos @ Cincinnati Reds Riverfront Stadium, Cincinnati, OH Wed Apr 08 1987, 3:33 AM EDT Att: 13,658 - Unknown AB 31 R 2 H 5 RBI 2 BB 1 SO 7 LOB 7											
Mitch Webster, S OBP: 0.444, SLG: 0.778	K			S 2B 1B		L3-6		FC6-4 1B		4	1	2	0	0	1	1												
Andres Calaraga, R OBP: 0.500, SLG: 0.714	F9			WP 1-H FC1-5-2 2B		4-0 BB		K		3	0	1	1	1	1	1												
Hubie Brooks, R OBP: 0.125, SLG: 0.125		F4		FC1-5-2 2B		F9		F8		4	1	0	0	0	0	3												
Tim Wallach, R OBP: 0.500, SLG: 0.750		F8		2-H 2B				L5		4	0	1	1	0	0	1												
Jeff Reed, L OBP: 0.143, SLG: 0.143				2-H 2B				F9		3	0	0	0	0	0	1												
Vance Law, R OBP: 0.143, SLG: 0.286 Randy St. Claire, R (7, 1)			L6		5-3			1-3		3	0	0	0	0	0	0												
Herm Winningham, L (1, 8)			F4		K			F7		3	0	0	0	0	1	0												
Jay Tibbs, R Casey Candaele, S (7, 4)			K		K			F8		2	0	0	0	0	2	0												
										1	0	0	0	0	0	0												
Inning Stats	R: 0 E: 0 K: 1 S: 5	H: 0 LOB: 0 BB: 0 P: 5	R: 0 E: 0 K: 0 S: 3	H: 0 LOB: 0 BB: 0 P: 3	R: 0 E: 0 K: 1 S: 5	H: 0 LOB: 0 BB: 0 P: 5	R: 2 E: 0 K: 1 S: 8	H: 3 LOB: 1 BB: 0 P: 8	R: 0 E: 0 K: 2 S: 7	H: 0 LOB: 0 BB: 0 P: 7	R: 0 E: 0 K: 0 S: 3	H: 0 LOB: 0 BB: 0 P: 3	R: 0 E: 0 K: 1 S: 5	H: 0 LOB: 0 BB: 0 P: 5	R: 0 E: 0 K: 1 S: 6	H: 1 LOB: 1 BB: 0 P: 6	1B: 2 2B: 4 3B: 0 HR: 0	SF: 0 SAC: 0 DP: 1 HBP: 0	WP: 1 PB: 0 SB: 1 CS: 0	PA: 32								
PITCHER	IP	WLS	BF	H	R	ER	SO	BB	IBB	HBP	BLK	WP	HR	S	P	ERA	WHIP											
Bill Gullickson, R ERA: 2.57	(1, 1)	7.0	W	25	4	2	2	5	1	0	0	0	1	0	34	38	2.57	0.714										
Ron Robinson, R ERA:	(8, 1)	2.0		7	1	0	0	2	0	0	0	0	0	0	11	11	0.00	0.500										

Batter	1	2	3	4	5	6	7	8	9	AB	R	H	RBI	BB	SO	LOB	BOTTOM											
Kal Daniels, L OBP: 0.200, SLG: 0.300	L7		F8		F7		F8	G4-6-3		5	0	0	0	0	0	3	Montreal Expos @ Cincinnati Reds Riverfront Stadium, Cincinnati, OH Wed Apr 08 1987, 3:33 AM EDT Att: 13,658 - Unknown AB 33 R 7 H 11 RBI 7 BB 3 SO 3 LOB 17											
Barry Larkin, R OBP: 0.333, SLG: 0.625	K		5-3		K		S 2B 1B			4	1	1	0	0	2	1												
Dave Parker, L OBP: 0.333, SLG: 0.750	F4			FC5-4 1B BB		HR	L3			3	1	1	1	1	0	2												
Eric Davis, R OBP: 0.778, SLG: 1.167		S 1B 1B		L6		L7	2B IBB			3	2	1	0	1	0	1												
Buddy Bell, R OBP: 0.333, SLG: 0.444		K		FC5-4 1B		E5 1B 1B	1-H 2-H 3-H 2B			4	2	3	3	0	1	1												
Bo Diaz, R OBP: 0.500, SLG: 0.500				FC5-4			1B			4	0	3	3	0	0	2												
Terry Francona, L OBP: 0.250, SLG: 1.000 Ron Robinson, R (8, 1)				1-2 2-H		2-H	1B			4	0	0	0	0	0	5												
Ron Oester, S OBP: 0.375, SLG: 0.500				F5		F8	F8			0	0	0	0	0	0	0												
										3	0	0	0	1	0	2												
Bill Gullickson, R Kurt Stillwell, S Dave Concepcion, R	(1, 1)	(7, PH)	(8, 3)		3-1		SH3-4 BB			1	0	0	0	0	0	0												
							1-2			1	1	1	0	0	0	0												
										1	0	1	0	0	0	0												
Inning Stats	R: 0 E: 0 K: 1 S: 5	H: 0 LOB: 0 BB: 0 P: 5	R: 1 E: 0 K: 1 S: 7	H: 2 LOB: 1 BB: 0 P: 7	R: 0 E: 0 K: 0 S: 3	H: 0 LOB: 0 BB: 0 P: 3	R: 0 E: 0 K: 0 S: 4	H: 1 LOB: 2 BB: 1 P: 8	R: 0 E: 0 K: 1 S: 5	H: 0 LOB: 1 BB: 1 P: 9	R: 2 E: 1 K: 0 S: 6	H: 3 LOB: 1 BB: 0 P: 6	R: 4 E: 0 K: 0 S: 7	H: 4 LOB: 1 BB: 1 P: 11	R: 0 E: 0 K: 0 S: 3	H: 1 LOB: 0 BB: 0 P: 3	1B: 9 2B: 1 3B: 0 HR: 1	SF: 0 SAC: 1 DP: 1 HBP: 0	WP: 0 PB: 0 SB: 2 CS: 0	PA: 37								
PITCHER	IP	WLS	BF	H	R	ER	SO	BB	IBB	HBP	BLK	WP	HR	S	P	ERA	WHIP											
Jay Tibbs, R ERA: 3.0	(1, 1)	6.0	L	26	6	3	2	3	2	0	0	0	0	1	30	38	3.00	1.333										
Randy St. Claire, R ERA: 18.0	(7, 1)	2.0		11	5	4	4	0	0	1	0	0	0	10	14	18.00	2.500											

Batter	1	2	3	4	5	6	7	8	9	AB	R	H	RBI	BB	SO	LOB	TOP								
Alonzo Powell, R OBP: 0.214, SLG: 0.308 (1, 7)	F9		1B BB		L4		K		F8	4	0	0	0	1	1	3									
Mitch Webster, S OBP: 0.429, SLG: 0.615 (1, 9)	4-3		1-2 1B		4-3		K		BB	4	0	1	0	1	1	0									
Andres Calarraga, R OBP: 0.385, SLG: 0.590 (1, 3)	F9		1-3		5-3		HBP 1B		4-3	5	1	1	0	0	0	4									
Hubie Brooks, R OBP: 0.167, SLG: 0.091 Tom Foley, L (8, 6)		6-3			5-3		K		BB 1B HBP	3	0	0	0	0	1	0									
Tim Wallach, R OBP: 0.417, SLG: 0.583 (1, 5)	F6				5-3		K		BB 1B	4	0	1	1	0	1	0									
Jeff Reed, L OBP: 0.364, SLG: 0.333 (1, 2)					1B BB		G1-6-3		G5-4-3 BB	2	0	1	0	2	0	0									
Vance Law, R OBP: 0.182, SLG: 0.273 (1, 4)		5-3			FC5-6 1B		4-3		G5-4-3	4	0	1	0	0	0	4									
Herm Winningham, L (1, 8)			1-3		FC5-6		BB BB		K	3	0	0	0	1	1	2									
Neal Heaton, L Lary Sorensen, R Casey Candaele, S Randy St. Claire, R Jeff Parrett, R Wallace Johnson, S OBP: 1.000, SLG: 2.000 (1, 1) (6, 1) (7, PH) (7, 1) (8, 1) (8, PH)			K				K		1-2 BB	2	0	0	0	0	2	0									
Inning Stats	R: 0 E: 0 K: 0 S: 3	H: 0 LOB: 0 BB: 0 P: 3	R: 0 E: 0 K: 0 S: 4	H: 1 LOB: 1 BB: 0 P: 4	R: 0 E: 0 K: 1 S: 6	H: 1 LOB: 2 BB: 1 P: 10	R: 0 E: 0 K: 0 S: 4	H: 1 LOB: 2 BB: 1 P: 8	R: 0 E: 0 K: 2 S: 5	H: 0 LOB: 0 BB: 0 P: 5	R: 0 E: 0 K: 1 S: 7	H: 0 LOB: 0 BB: 0 P: 7	R: 0 E: 0 K: 1 S: 5	H: 0 LOB: 2 BB: 2 P: 13	R: 1 E: 0 K: 1 S: 6	H: 2 LOB: 2 BB: 1 P: 11	R: 0 E: 0 K: 1 S: 6	H: 1 LOB: 2 BB: 1 P: 10	1B: 4 2B: 2 3B: 0 HR: 0	SF: 0 SAC: 0 DP: 1 HBP: 1	WP: 0 PB: 0 SB: 0 CS: 0	PA: 39			
PITCHER	IP WLS BF H R ER SO BB IBB HBP BLK WP HR S P ERA WHIP	7.1 W 32 5 1 1 6 4 0 1 0 0 0 0 39 56 1.23 1.227	8.1 1.2 7 1 0 0 1 2 0 0 0 0 0 0 7 15 0.00 1.800																						

Montreal Expos @ Houston Astros
Astrodome, Houston, TX
Fri Apr 10 1987, 8:05 PM EDT
Att: 24,048 - Unknown

AB	32
R	1
H	6
RBI	1
BB	6
SO	7
LOB	13



Batter	1	2	3	4	5	6	7	8	9	AB	R	H	RBI	BB	SO	LOB	BOTTOM	
Bill Doran, S OBP: 0.412, SLG: 0.286 (1, 4)	F9	S 1B BB			6-3		F8			3	1	0	0	1	0	2		
Billy Hatcher, R OBP: 0.500, SLG: 0.533 (1, 8)	E S 1B	S 1B 1-H			E 1B		6-3			4	1	3	1	0	0	0		
Jose Cruz, L OBP: 0.412, SLG: 0.824 (1, 7)	1-H S 2B 1B	6-3			K		G6-4-3 1B			4	1	2	1	0	1	2		
Glenn Davis, R OBP: 0.294, SLG: 0.353 (1, 3)	1-H HR 2B				F8		K2-3		G6-4-3	4	1	1	1	0	1	2		
Kevin Bass, S OBP: 0.412, SLG: 0.647 (1, 9)	2-H HR				5-3		E3 E G6-4-3		S 1B	4	2	2	2	0	0	0		
Mark Bailey, S OBP: 0.333, SLG: 0.375 (1, 2)	5-3				5-3		G6-4-3 1B		K	4	0	1	0	0	1	1		
Phil Garner, R OBP: 0.267, SLG: 0.214 (1, 5)	4-3				F7		G6-4-3		6-3	4	0	0	0	0	3			
Bert Pena, R OBP: 0.222, SLG: 0.222 (1, 6)		6-3			6-3		E6 1B		1-3	4	0	0	0	0	1			
Danny Darwin, R OBP: 0.333, SLG: 0.333 Charlie Kerfeld, R (8, 1)		F4			K		3-H 1-2 1B			3	0	1	0	0	1	0		
Inning Stats	R: 4 E: 0 K: 0 S: 7	H: 4 LOB: 0 BB: 0 P: 7	R: 1 E: 0 K: 0 S: 4	H: 1 LOB: 1 BB: 1 P: 8	R: 0 E: 0 K: 1 S: 5	H: 0 LOB: 0 BB: 0 P: 5	R: 0 E: 0 K: 2 S: 8	H: 1 LOB: 1 BB: 0 P: 8	R: 1 E: 2 K: 0 S: 6	H: 2 LOB: 2 BB: 0 P: 6	R: 0 E: 0 K: 0 S: 3	H: 1 LOB: 0 BB: 0 P: 3	R: 0 E: 0 K: 1 S: 6	H: 1 LOB: 1 BB: 0 P: 6	1B: 8 2B: 1 3B: 0 HR: 1	SF: 0 SAC: 0 DP: 2 HBP: 0	WP: 0 PB: 0 SB: 5 CS: 0	PA: 35
PITCHER	IP WLS BF H R ER SO BB IBB HBP BLK WP HR S P ERA WHIP	5.0 L 24 7 6 5 3 1 0 0 0 0 0 4 4 0.00 1.600	6.1 1.0 3 1 0 0 0 0 0 0 0 0 0 3 3 0.00 1.000	8.1 1.0 4 1 0 0 1 0 0 0 0 0 0 6 6 0.00 1.000														

Montreal Expos @ Houston Astros
Astrodome, Houston, TX
Fri Apr 10 1987, 8:05 PM EDT
Att: 24,048 - Unknown

AB	34
R	6
H	10
RBI	5
BB	1
SO	4
LOB	11



Batter	1	2	3	4	5	6	7	8	9	AB	R	H	RBI	BB	SO	LOB	TOP								
Casey Candaele, S OBP: 0.428, SLG: 0.500 (1, 7)	F9		3-1			FC3-6 1B		SH1-3 SF8 2B		4	1	2	0	0	0	1									
Mitch Webster, S OBP: 0.353, SLG: 0.500 (1, 9)	F7				F9	FC3-6 BLK 1-2		SH1-3		3	0	0	0	0	0	1									
Andres Calarraga, R OBP: 0.294, SLG: 0.490 (1, 3)	5-3			K		K		SF8		3	0	0	1	0	2	1									
Tim Wallach, R OBP: 0.313, SLG: 0.438 (1, 5)		K		6-3		F7		6-3		4	0	0	0	0	1	1									
John Stefero, L (1, 2)		G6-3 BB			K		F2		F8	3	0	0	0	1	1	0									
Tom Foley, L OBP: 0.200, SLG: 0.200 (1, 6)		G6-3 1-2			5-3		1B		6-3	4	0	1	0	0	0	1									
Vance Law, R OBP: 0.333, SLG: 0.600 Reid Nichols, R OBP: 0.667, SLG: 0.500 (9, PR)			K			HR				4	1	3	1	0	1	0									
Herm Winningham, L OBP: 0.182, SLG: 0.200 Jeff Reed, L OBP: 0.333, SLG: 0.300 (9, PH)			1-3			2B		K		3	0	1	0	0	1	2									
Floyd Youmans, R OBP: 0.250, SLG: 0.500 Wallace Johnson, S OBP: 0.500, SLG: 1.000 Jeff Parrett, R (7, 1) Randy St. Claire, R (8, 1)						K		F8		2	0	1	0	0	1	1									
										1	0	0	0	0	0	2									
										0	0	0	0	0	0	0									
										0	0	0	0	0	0	0									
Inning Stats	R: 0 E: 0 K: 0 S: 3	H: 0 LOB: 0 BB: 0 P: 3	R: 0 E: 0 K: 1 S: 4	H: 0 LOB: 0 BB: 1 P: 8	R: 0 E: 0 K: 1 S: 6	H: 1 LOB: 1 BB: 0 P: 6	R: 0 E: 0 K: 1 S: 5	H: 0 LOB: 0 BB: 0 P: 5	R: 1 E: 0 K: 2 S: 9	H: 2 LOB: 1 BB: 0 P: 9	R: 0 E: 0 K: 1 S: 6	H: 1 LOB: 1 BB: 0 P: 6	R: 0 E: 0 K: 1 S: 7	H: 2 LOB: 2 BB: 0 P: 7	R: 1 E: 0 K: 0 S: 4	H: 1 LOB: 0 BB: 0 P: 4	R: 0 E: 0 K: 0 S: 4	H: 1 LOB: 1 BB: 0 P: 4	1B: 4 2B: 3 3B: 0 HR: 1	SF: 1 SAC: 1 DP: 1 HBP: 0	WP: 0 PB: 0 SB: 0 CS: 0	PA: 35			
PITCHER	IP	WLS	BF	H	R	ER	SO	BB	IBB	HBP	BLK	WP	HR	S	P	ERA	WHIP								
Mike Scott, R ERA: 2.57 (1, 1)	7.0		27	6	1	1	7	1	0	0	1	0	1	40	44	1.29	1.000								
Aurelio Lopez, R ERA: 3.0 (8, 1)	1.0	W	4	1	1	1	0	0	0	0	0	0	0	4	4	9.00	1.000								
Dave Smith, R ERA: (9, 1)	1.0	S	4	1	0	0	0	0	0	0	0	0	0	4	4	0.00	1.000								

Montreal Expos @ Houston Astros
Astrodome, Houston, TX
Sat Apr 11 1987, 8:05 PM EDT
Att: 39,576 - Unknown

AB	32
R	2
H	8
RBI	2
BB	1
SO	7
LOB	11



Batter	1	2	3	4	5	6	7	8	9	AB	R	H	RBI	BB	SO	LOB	BOTTOM								
Bill Doran, S OBP: 0.333, SLG: 0.222 (1, 4)	6-3		F6		K2-3			F7		4	0	0	0	0	1	0									
Billy Hatcher, R OBP: 0.450, SLG: 0.526 (1, 8)	F2		5-3		L5			S 2B		4	1	1	0	0	0	0									
Jose Cruz, L OBP: 0.429, SLG: 0.810 (1, 7)			G3			3-1		G3 2B		4	1	2	1	0	0	0									
Glenn Davis, R OBP: 0.238, SLG: 0.286 (1, 3)	F6				F8		5-3	G3		4	0	0	0	0	0	2									
Kevin Bass, S OBP: 0.381, SLG: 0.619 (1, 9)		F9			K		K			4	0	1	1	0	2	0									
Alan Ashby, S OBP: 0.384, SLG: 0.300 Davey Lopes, R (7, PR)		E6						4-3		3	1	2	0	0	0	0									
Mark Bailey, S OBP: 0.300, SLG: 0.333 (8, 2)		1B SF9			1B					0	0	0	0	0	0	0									
Craig Reynolds, L OBP: 0.333, SLG: 0.333 (1, 6)			SF9 1B							3	0	2	0	0	1	1									
Phil Garner, R OBP: 0.222, SLG: 0.188 (1, 5)			SF9							2	0	0	1	0	0	4									
Mike Scott, R (1, 1)										2	0	0	0	0	1	1									
Ty Gainey, L (7, PH)										1	0	0	0	0	1	2									
Aurelio Lopez, R (8, 1)										0	0	0	0	0	0	0									
Dave Smith, R (9, 1)										0	0	0	0	0	0	0									
Inning Stats	R: 0 E: 0 K: 0 S: 4	H: 1 LOB: 1 BB: 0 P: 4	R: 1 E: 1 K: 0 S: 5	H: 1 LOB: 1 BB: 0 P: 5	R: 0 E: 0 K: 0 S: 3	H: 0 LOB: 0 BB: 0 P: 3	R: 0 E: 0 K: 1 S: 7	H: 2 LOB: 2 BB: 0 P: 7	R: 0 E: 0 K: 2 S: 7	H: 0 LOB: 0 BB: 0 P: 7	R: 0 E: 0 K: 1 S: 5	H: 0 LOB: 0 BB: 0 P: 5	R: 0 E: 0 K: 2 S: 8	H: 1 LOB: 2 BB: 0 P: 8	R: 2 E: 0 K: 0 S: 6	H: 3 LOB: 1 BB: 0 P: 6	1B: 5 2B: 3 3B: 0 HR: 0	SF: 1 SAC: 0 DP: 0 HBP: 0	WP: 0 PB: 0 SB: 2 CS: 0	PA: 33					
PITCHER	IP	WLS	BF	H	R	ER	SO	BB	IBB	HBP	BLK	WP	HR	S	P	ERA	WHIP								
Floyd Youmans, R ERA: 6.75 (1, 1)	6.0		23	4	1	0	4	0	0	0	0	0	0	31	31	0.00	0.667								
Jeff Parrett, R ERA: 4.91 (7, 1)	1.2	L	9	4	2	2	2	0	0	0	0	0	0	13	13	10.80	2.400								
Randy St. Claire, R ERA: 10.8 (8, 1)	0.1		1	0	0	0	0	0	0	0	0	0	0	1	1	0.00	0.000								

Montreal Expos @ Houston Astros
Astrodome, Houston, TX
Sat Apr 11 1987, 8:05 PM EDT
Att: 39,576 - Unknown

AB	32
R	3
H	8
RBI	3
BB	0
SO	6
LOB	11



Batter	1	2	3	4	5	6	7	8	9	AB	R	H	RBI	BB	SO	LOB	TOP										
Alonzo Powell, R (1, 7) OBP: 0.389, SLG: 0.467	4-0 FC3-6 BB		0-0 1B			0-0 1B 2B		4-0 FC5-2 BB		2	0	2	0	2	0	0	Montreal Expos @ Houston Astros Astrodome, Houston, TX Sun Apr 12 1987, 4:33 AM EDT Att: 16,618 - Unknown										
Mitch Webster, S (1, 9) OBP: 0.286, SLG: 0.400	0-0 FC3-6 E S 1-2		0-3 K			0-0 6-3		0-0 FC5-2 G6-4-3		4	0	0	0	0	1	6											
Andres Calarraga, R (1, 3) OBP: 0.286, SLG: 0.366	0-3 K			0-0 6-3		0-0 1B		0-0 G6-4-3		4	0	1	0	0	1	4											
Tim Wallach, R (1, 5) OBP: 0.250, SLG: 0.350	0-0 F7			0-0 5-3		0-0 G3			0-3 K	4	0	0	0	0	1	3											
Vance Law, R (1, 4) OBP: 0.316, SLG: 0.526		0-0 5-3		0-0 CS 1B			0-0 1-3		0-3 K	4	0	1	0	0	1	0											
Reid Nichols, R (1, 8) Wallace Johnson, S (9, PH) OBP: 0.333, SLG: 0.200 OBP: 0.333, SLG: 0.667		0-0 P3		0-0 CS	0-0 F8		0-0 F9		0-0 4-3	3	0	0	0	0	0	0											
Jeff Reed, L (1, 2) OBP: 0.267, SLG: 0.231		0-3 K			0-0 G3		0-0 5-3			3	0	0	0	0	1	0											
Luis Rivera, R (1, 6) OBP: 0.333, SLG: 0.333			0-0 5-3		0-0 1-3			0-0 BB FC5-2 1B		3	0	1	0	0	0	0											
Bob Sebra, R (1, 1) Casey Candaele, S (8, PH) Andy McGaffigan, R (8, 1)			0-0 4-3			0-3 K		0-0 FC5-2 BB 1-2 1B		2	0	0	0	0	1	0											
Inning Stats	R: 0 E: 0 K: 1 S: 5	H: 0 LOB: 1 BB: 1 P: 9	R: 0 E: 0 K: 1 S: 5	H: 0 LOB: 0 BB: 0 P: 5	R: 0 E: 0 K: 1 S: 6	H: 1 LOB: 1 BB: 0 P: 6	R: 0 E: 0 K: 0 S: 3	H: 1 LOB: 0 BB: 0 P: 3	R: 0 E: 0 K: 0 S: 3	H: 2 LOB: 2 BB: 0 P: 7	R: 0 E: 0 K: 0 S: 3	H: 0 LOB: 0 BB: 0 P: 3	R: 0 E: 0 K: 0 S: 4	H: 2 LOB: 2 BB: 1 P: 8	R: 0 E: 0 K: 2 S: 7	H: 0 LOB: 0 BB: 0 P: 7		1B: 5 2B: 1 3B: 0 HR: 0	SF: 0 SAC: 0 DP: 1 HBP: 0	WP: 0 PB: 0 SB: 1 CS: 1	PA: 34						
PITCHER	IP	WLS	BF	H	R	ER	SO	BB	IBB	HBP	BLK	WP	HR	S	P	ERA	WHIP										
Bob Knepper, L (1, 1) ERA: 3.18	7.1	W	29	6	0	0	4	2	0	0	0	0	0	35	43	0.00	1.091										
Larry Andersen, R (8, 1) ERA:	0.2		1	0	0	0	0	0	0	0	0	0	0	1	1	0.00	0.000										
Dave Smith, R (9, 1) ERA:	1.0	S	3	0	0	0	2	0	0	0	0	0	0	7	7	0.00	0.000										

Batter	1	2	3	4	5	6	7	8	9	AB	R	H	RBI	BB	SO	LOB	BOTTOM										
Bill Doran, S (1, 4) OBP: 0.360, SLG: 0.238	0-0 F8		0-0 G6-4-3 1B		4-0 S E BB		0-0 FC			3	1	1	0	1	0	1	Montreal Expos @ Houston Astros Astrodome, Houston, TX Sun Apr 12 1987, 4:33 AM EDT Att: 16,618 - Unknown										
Billy Hatcher, R (1, 8) OBP: 0.458, SLG: 0.522	0-0 L4 1B		0-0 G6-4-3 1-2 2-3		0-0 E2 1-3 1B		0-0 1-3			4	0	2	1	0	0	3											
Jose Cruz, L (1, 7) OBP: 0.400, SLG: 0.720	0-0 L4		0-3 K		0-0 1-3			0-0 S 1B		4	0	1	0	0	1	3											
Glenn Davis, R (1, 3) OBP: 0.200, SLG: 0.240		0-3 K		0-0 F9		0-0 F6		0-0 F8		4	0	0	0	0	1	1											
Kevin Bass, S (1, 9) Dave Smith, R (9, 1)		0-0 G3		0-0 F6		0-0 4-3		0-3 K		4	0	0	0	0	1	1											
Craig Reynolds, L (1, 6) OBP: 0.536, SLG: 0.583		0-0 WP 2B		0-0 1B		0-0 1B		4-0 IBB		3	0	3	0	1	0	0											
Mark Bailey, S (1, 2) OBP: 0.357, SLG: 0.333		4-0 BB		0-0 1B		0-0 F8		0-3 K		3	0	1	0	1	1	3											
Phil Garner, R (1, 5) OBP: 0.238, SLG: 0.211		0-0 6-3		0-0 4-3			0-0 FC SH2-4 1B			3	0	1	0	0	0	4											
Bob Knepper, L (1, 1) Larry Andersen, R (8, 1) Terry Puhl, L (9, 9) OBP: 1.000, SLG: 1.000			0-0 G6-4-3 1B		0-3 K		0-0 SH2-4			2	0	1	0	0	1	0											
Inning Stats	R: 0 E: 0 K: 0 S: 3	H: 1 LOB: 0 BB: 0 P: 3	R: 0 E: 0 K: 1 S: 6	H: 1 LOB: 1 BB: 1 P: 10	R: 0 E: 0 K: 1 S: 6	H: 2 LOB: 1 BB: 0 P: 6	R: 0 E: 0 K: 0 S: 5	H: 2 LOB: 2 BB: 0 P: 5	R: 1 E: 1 K: 1 S: 5	H: 1 LOB: 0 BB: 1 P: 9	R: 0 E: 0 K: 0 S: 4	H: 1 LOB: 1 BB: 0 P: 4	R: 0 E: 0 K: 0 S: 4	H: 1 LOB: 1 BB: 0 P: 4	R: 0 E: 0 K: 2 S: 8	H: 1 LOB: 2 BB: 1 P: 12		1B: 9 2B: 2 3B: 0 HR: 0	SF: 0 SAC: 1 DP: 2 HBP: 0	WP: 1 PB: 0 SB: 2 CS: 0	PA: 34						
PITCHER	IP	WLS	BF	H	R	ER	SO	BB	IBB	HBP	BLK	WP	HR	S	P	ERA	WHIP										
Bob Sebra, R (1, 1) ERA: 1.29	7.0	L	29	9	1	1	3	2	0	0	0	0	0	33	41	1.29	1.571										
Andy McGaffigan, R (8, 1) ERA: 3.39	1.0		5	1	0	0	2	0	1	0	0	0	0	8	12	0.00	1.000										

AB	31
R	0
H	6
RBI	0
BB	2
SO	6
LOB	13



AB	30
R	1
H	10
RBI	1
BB	3
SO	5
LOB	16



Batter	1	2	3	4	5	6	7	8	9	AB	R	H	RBI	BB	SO	LOB	TOP																			
Casey Candaele, S (1, 8) OBP: 0.500, SLG: 0.545 Herm Winningham, L (8, 8) OBP: 0.290, SLG: 0.273	3-1		FC4-6				G1-6-3		1-2	4	0	2	0	0	0	1	Montreal Expos @ St. Louis Cardinals Busch Stadium, St. Louis, MO Thu Apr 16 1987, 3:33 AM CDT Att: 26,976 - Unknown																			
Mitch Webster, S (1, 9) OBP: 0.290, SLG: 0.367	1B		F4		F7		F8		K	5	0	1	0	0	1	5																				
Andres Calarraga, R (1, 3) OBP: 0.333, SLG: 0.497	HBP			L3		2B	G1-6-3			3	1	1	0	0	0	1																				
Tim Wallach, R (1, 5) OBP: 0.345, SLG: 0.444	F9			1B		2B		L5		4	1	2	1	0	0	1																				
Jeff Reed, L (1, 2) OBP: 0.261, SLG: 0.286		F8		F7		F6		L7		4	0	0	0	0	0	2																				
Alonzo Powell, R (1, 7) OBP: 0.333, SLG: 0.375		6-3		K		K		K		4	0	0	0	0	3	2																				
Vance Law, R (1, 4) OBP: 0.321, SLG: 0.538		F8			HR	2B		F7		3	2	1	1	1	0	0																				
Tom Foley, L (1, 6) OBP: 0.222, SLG: 0.333			K		F4			F9		4	0	1	2	0	1	0																				
Neal Heaton, L (1, 1) OBP: 0.200, SLG: 0.200 Randy St. Claire, R (8, 1) OBP: 1.000, SLG: 1.000					4-3				1B	3	0	1	0	0	1	1																				
									1B	1	0	1	0	0	0	0																				
Inning Stats	R: 0 E: 0 K: 0 S: 3	H: 1 LOB: 1 BB: 0 P: 4	R: 0 E: 0 K: 0 S: 3	H: 0 LOB: 0 BB: 0 P: 3	R: 0 E: 0 K: 1 S: 6	H: 1 LOB: 1 BB: 0 P: 6	R: 0 E: 0 K: 1 S: 6	H: 1 LOB: 1 BB: 0 P: 6	R: 1 E: 0 K: 0 S: 5	H: 2 LOB: 1 BB: 0 P: 5	R: 3 E: 0 K: 0 S: 10	H: 3 LOB: 1 BB: 1 P: 14	R: 0 E: 0 K: 0 S: 3	H: 1 LOB: 0 BB: 0 P: 3	R: 0 E: 0 K: 1 S: 7	H: 2 LOB: 2 BB: 0 P: 7	1B: 7 2B: 3 3B: 0 HR: 1	SF: 0 SAC: 0 DP: 1 HBP: 1	WP: 0 PA: 38 PB: 0 SB: 0 CS: 0																	
PITCHER	IP	WLS	BF	H	R	ER	SO	BB	IBB	HBP	BLK	WP	HR	S	P	ERA	WHIP	PITCHER		IP	WLS	BF	H	R	ER	SO	BB	IBB	HBP	BLK	WP	HR	S	P	ERA	WHIP
Bob Forsch, R (1, 1) ERA: 3.0	6.0	L	27	8	4	4	4	1	0	1	1	0	1	33	38	6.00	1.500																			
Bill Dawley, R (7, 1) ERA: 2.35	2.0		6	1	0	0	1	0	0	0	0	0	0	8	8	0.00	0.500																			
Pat Perry, L (9, 1) ERA: 1.8	1.0		5	2	0	0	1	0	0	0	0	0	0	7	7	0.00	2.000																			

AB	36
R	4
H	11
RBI	4
BB	1
SO	6
LOB	13



Batter	1	2	3	4	5	6	7	8	9	AB	R	H	RBI	BB	SO	LOB	BOTTOM																			
Ozzie Smith, S (1, 6) OBP: 0.385, SLG: 0.364	F8				L3			FC3-6		3	1	1	1	1	0	1	Montreal Expos @ St. Louis Cardinals Busch Stadium, St. Louis, MO Thu Apr 16 1987, 3:33 AM CDT Att: 26,976 - Unknown																			
Terry Pendleton, S (1, 5) OBP: 0.324, SLG: 0.471	1-3		F7			F9		FC3-6		4	0	0	0	0	0	2																				
Tom Herr, S (1, 4) OBP: 0.324, SLG: 0.344	F8		6-3		F3		F9			4	0	0	0	0	0	2																				
Jim Lindeman, R (1, 9) OBP: 0.242, SLG: 0.625	2B		5-3		K			F8		4	0	1	1	0	1	0																				
Willie McGee, S (1, 8) OBP: 0.333, SLG: 0.360	4-3			6-3		L9		1B		4	0	1	0	0	0	1																				
Tito Landrum, R (1, 7) OBP: 0.533, SLG: 0.364 Curt Ford, L (9, PH) OBP: 0.800, SLG: 1.000				F8		6-3		1B		3	0	1	0	0	0	0																				
Mike Laga, L (1, 3) OBP: 0.273, SLG: 0.500		G3-6-3		F9		K		F4		4	0	0	0	0	1	3																				
Steve Lake, R (1, 2) OBP: 0.333, SLG: 0.611 Jack Clark, R (9, PH) OBP: 0.467, SLG: 0.591					F4			F6		3	1	1	0	0	0	0																				
Bob Forsch, R (1, 1) OBP: 0.200, SLG: 0.400 Bill Dawley, R (7, 1)					K					2	0	1	1	0	1	0																				
José Oquendo, S (9, PH) OBP: 0.500, SLG: 0.455 Pat Perry, L (9, 1)								1B		0	0	0	0	0	0	0																				
								2B		1	1	1	0	0	0	0																				
Inning Stats	R: 1 E: 0 K: 0 S: 4	H: 1 LOB: 1 BB: 1 P: 8	R: 1 E: 0 K: 0 S: 5	H: 3 LOB: 1 BB: 0 P: 5	R: 0 E: 0 K: 0 S: 3	H: 0 LOB: 0 BB: 0 P: 3	R: 0 E: 0 K: 0 S: 3	H: 0 LOB: 0 BB: 0 P: 3	R: 0 E: 0 K: 1 S: 5	H: 0 LOB: 0 BB: 0 P: 5	R: 0 E: 0 K: 1 S: 5	H: 0 LOB: 0 BB: 0 P: 5	R: 0 E: 0 K: 0 S: 5	H: 2 LOB: 1 BB: 0 P: 5	R: 0 E: 0 K: 1 S: 7	H: 2 LOB: 2 BB: 0 P: 7	1B: 5 2B: 3 3B: 0 HR: 0	SF: 0 SAC: 0 DP: 1 HBP: 0	WP: 0 PA: 35 PB: 0 SB: 1 CS: 0																	
PITCHER	IP	WLS	BF	H	R	ER	SO	BB	IBB	HBP	BLK	WP	HR	S	P	ERA	WHIP	PITCHER		IP	WLS	BF	H	R	ER	SO	BB	IBB	HBP	BLK	WP	HR	S	P	ERA	WHIP
Neal Heaton, L (1, 1) ERA: 5.84	7.1	W	28	6	3	3	3	1	0	0	0	0	0	33	37	3.68	0.955																			
Randy St. Claire, R (8, 1) ERA: 7.2	1.2	S	7	2	0	0	1	0	0	0	0	0	0	9	9	0.00	1.200																			



Batter	1	2	3	4	5	6	7	8	9	AB	R	H	RBI	BB	SO	LOB	TOP			
Casey Candaele, S OBP: 0.500, SLG: 0.462	G3			1B		BB		L3		2	0	0	0	2	0	0	Montreal Expos @ Chicago Cubs Wrigley Field, Chicago, IL Fri Apr 17 1987, 3:33 AM CDT Att: 23,023 - Unknown			
Mitch Webster, S OBP: 0.314, SLG: 0.364	P4-3			F8		BB		F2		3	0	1	0	1	0	1				
Andres Calarraga, R Wallace Johnson, S Jeff Parrett, R	P4-3			1B		F8		4-3		1	0	0	0	0	0	1				
Tim Wallach, R				F3		BB		1B		3	0	1	0	1	0	2				
Jeff Reed, L Bill Campbell, R	F5			F9		4-3		K		3	0	0	0	0	0	5				
Luis Rivera, R	F5			1-2		4-3		K		1	0	0	0	0	1	1				
Vance Law, R	K			6-3				F8		4	0	0	0	0	1	1				
Tom Foley, L				F4		4-3		K		4	0	0	0	0	1	1				
Herm Winningham, L				1-3		F6		1B		3	0	1	0	0	0	0				
Floyd Youmans, R Andy McGaffigan, R Reid Nichols, R John Stefero, L	K			K		K		K		1	0	0	0	0	1	0				
Inning Stats	R: 0 E: 0 K: 0 S: 2	H: 0 LOB: 0 BB: 1 P: 6	R: 0 E: 0 K: 1 S: 5	H: 0 LOB: 0 BB: 0 P: 5	R: 0 E: 0 K: 1 S: 5	H: 1 LOB: 2 BB: 1 P: 8	R: 0 E: 0 K: 0 S: 4	H: 0 LOB: 0 BB: 0 P: 3	R: 0 E: 0 K: 1 S: 6	H: 1 LOB: 1 BB: 0 P: 14	R: 0 E: 0 K: 1 S: 6	H: 1 LOB: 1 BB: 0 P: 6	R: 0 E: 0 K: 2 S: 3	H: 0 LOB: 0 BB: 0 P: 3	R: 0 E: 0 K: 2 S: 8	H: 1 LOB: 1 BB: 0 P: 8	1B: 4 2B: 1 3B: 0 HR: 0	SF: 0 SAC: 0 DP: 1 HBP: 0	WP: 0 PB: 0 SB: 1 CS: 0	PA: 34
PITCHER Rick Sutcliffe, R ERA: 2.75	IP: 9.0 WLS: W BF: 34 H: 4 R: 0 ER: 0 SO: 6 BB: 4 IBB: 0 HBP: 0 BLK: 0 WP: 0 HR: 0 S: 42 P: 58 ERA: 0.00 WHIP: 0.889															PITCHER				


Batter	1	2	3	4	5	6	7	8	9	AB	R	H	RBI	BB	SO	LOB	BOTTOM			
Chico Walker, S	G3			K		1-3		K		4	0	0	0	1	2	2	Montreal Expos @ Chicago Cubs Wrigley Field, Chicago, IL Fri Apr 17 1987, 3:33 AM CDT Att: 23,023 - Unknown			
23 Ryne Sandberg, R Manny Trillo, R	F9					E5		4-3		5	1	0	0	0	0	3				
Andre Dawson, R Brian Dayett, R	BB			5-3		2B		5-3		4	0	1	2	1	0	0				
Keith Moreland, R	F6			F7		5-3		5-3		4	0	1	0	0	0	2				
Leon Durham, L				K		F7		K		4	1	1	0	0	2	1				
Jody Davis, R				1B		2B		1B		4	3	4	2	0	0	0				
Dave Martinez, L	F5			K		F5		F9		4	0	0	0	0	1	3				
Shawon Dunston, R				5-3		2B		E3		4	1	2	0	0	0	2				
Rick Sutcliffe, L	K			S		2B		F9		4	1	2	3	0	1	3				
Inning Stats	R: 0 E: 0 K: 0 S: 3	H: 0 LOB: 1 BB: 1 P: 7	R: 2 E: 0 K: 1 S: 8	H: 3 LOB: 2 BB: 1 P: 12	R: 0 E: 0 K: 1 S: 5	H: 0 LOB: 0 BB: 0 P: 5	R: 1 E: 0 K: 2 S: 9	H: 2 LOB: 1 BB: 0 P: 9	R: 0 E: 0 K: 0 S: 4	H: 1 LOB: 1 BB: 0 P: 4	R: 4 E: 1 K: 0 S: 8	H: 4 LOB: 1 BB: 0 P: 8	R: 0 E: 1 K: 1 S: 7	H: 1 LOB: 2 BB: 0 P: 7	R: 0 E: 0 K: 1 S: 5	H: 0 LOB: 0 BB: 0 P: 5		1B: 6 2B: 4 3B: 0 HR: 1	SF: 0 SAC: 0 DP: 0 HBP: 0	WP: 0 PB: 0 SB: 2 CS: 0
PITCHER Floyd Youmans, R Andy McGaffigan, R Bill Campbell, R Jeff Parrett, R	IP: 3.2 WLS: L BF: 18 H: 5 R: 1 ER: 0 SO: 3 BB: 2 IBB: 0 HBP: 0 BLK: 0 WP: 0 HR: 1 S: 11 P: 30 ERA: 7.36 WHIP: 1.909															PITCHER				


AB	30
R	0
H	4
RBI	0
BB	4
SO	6
LOB	15



AB	37
R	7
H	11
RBI	7
BB	2
SO	6
LOB	16



Batter	1	2	3	4	5	6	7	8	9	AB	R	H	RBI	BB	SO	LOB	TOP																	
Casey Candaele, S OBP: 0.400, SLG: 0.353 (1, 8)	0-3 K	0-0 FC4-6		0-0 6-3			0-0 3-1			4	0	0	1	0	1	4	<p>Montreal Expos @ Chicago Cubs Wrigley Field, Chicago, IL Sat Apr 18 1987, 3:33 AM CDT Att: 32,613 - Unknown</p> <p>livebaseballscores.com</p> <p>AB 32 R 4 H 6 RBI 4 BB 3 SO 6 LOB 12</p> 																	
Mitch Webster, S OBP: 0.282, SLG: 0.324 (1, 9)	0-0 B2-3	0-0 1-3			0-0 F8		0-0 F9			4	0	0	0	0	0	2																		
Wallace Johnson, S OBP: 0.200, SLG: 0.300 Randy St. Claire, R OBP: 1.000, SLG: 1.000 (1, 3) (8, 1)	0-0 4-3		0-0 4-3		0-0 1-6-3		0-0 4-3			4	0	0	0	0	0	0																		
Tim Wallach, R OBP: 0.378, SLG: 0.441 (1, 5)		0-0 1B BB 3-1 1B	0-0 F5		0-0 CS 1B		0-0 F9			4	1	2	0	0	0	0																		
Jeff Reed, L OBP: 0.233, SLG: 0.222 (1, 2)		4-0 3-1 1B 1-2 1B BB	0-0 4-3		0-0 CS 1-2	0-0 4-3		0-0 6-3		3	1	0	0	1	0	0																		
Vance Law, R OBP: 0.306, SLG: 0.471 (1, 4)		0-0 3-1 1B 1-2 2-3 1B		0-0 E S FC3-5 1B		0-0 F8		0-3 K		4	1	2	0	0	1	0																		
Alonzo Powell, R OBP: 0.323, SLG: 0.333 (1, 7)		0-0 3-1 1-2 2-3 3-H 1B		4-0 FC3-5 1-3 BB		0-3 K		0-3 K		3	0	0	1	1	2	2																		
Tom Foley, L OBP: 0.176, SLG: 0.235 (1, 6)		0-0 1B FC4-6 2-H 3-H 1B		0-0 FC3-2-5 1-3 1B		0-3 K		0-0 F8		4	1	1	2	0	1	2																		
Bob Sebra, R OBP: 0.400, SLG: 0.250 Andres Galarraga, R OBP: 0.323, SLG: 0.383 (1, 1) (8, 3)		0-0 FC4-6 1-3 1B		0-3 K		4-0 3-1 BB				2	0	1	0	1	1	2																		
Inning Stats	R: 0 E: 0 K: 1 S: 5	H: 0 LOB: 0 BB: 0 P: 5	R: 4 E: 0 K: 0 S: 7	H: 4 LOB: 1 BB: 1 P: 11	R: 0 E: 0 K: 0 S: 3	H: 0 LOB: 0 BB: 0 P: 3	R: 0 E: 0 K: 1 S: 6	H: 1 LOB: 2 BB: 1 P: 10	R: 0 E: 0 K: 0 S: 3	H: 0 LOB: 0 BB: 0 P: 3	R: 0 E: 0 K: 1 S: 5	H: 0 LOB: 0 BB: 0 P: 5	R: 0 E: 0 K: 0 S: 3	H: 0 LOB: 0 BB: 0 P: 3	R: 0 E: 0 K: 2 S: 7	H: 0 LOB: 0 BB: 0 P: 7	1B: 6 2B: 0 3B: 0 HR: 0	SF: 0 SAC: 0 DP: 0 HBP: 0	WP: 0 PB: 0 SB: 1 CS: 1	PA: 36														
PITCHER	IP WLS BF H R ER SO BB IBB HBP BLK WP HR S P ERA WHIP	IP WLS BF H R ER SO BB IBB HBP BLK WP HR S P ERA WHIP																																
Greg Maddux, R ERA: 8.14 (1, 1)	8.0	L	32	6	4	4	4	3	0	0	0	0	0	0	0	0	4.50	1.125																
Lee Smith, R ERA: 2.09 (9, 1)	1.0	S	3	0	0	0	2	0	0	0	0	0	0	0	0	0	0.00	0.000																

Batter	1	2	3	4	5	6	7	8	9	AB	R	H	RBI	BB	SO	LOB	BOTTOM																	
Chico Walker, S OBP: 0.294, SLG: 0.172 (1, 7)	4-0 23 E 23 S 6-3 BB		4-0 23 S BB		0-3 K			0-0 1B		2	1	1	0	2	1	0	<p>Montreal Expos @ Chicago Cubs Wrigley Field, Chicago, IL Sat Apr 18 1987, 3:33 AM CDT Att: 32,613 - Unknown</p> <p>livebaseballscores.com</p> <p>AB 30 R 2 H 5 RBI 2 BB 4 SO 2 LOB 11</p> 																	
23 Ryne Sandberg, R OBP: 0.382, SLG: 0.395 (1, 4)	0-0 6-3 1-H		0-0 6-3 1-2		0-0 L4-3 1B		0-0 F9			4	0	1	1	0	0	3																		
Andre Dawson, R OBP: 0.250, SLG: 0.350 (1, 9)	0-3 K		0-0 6-3		0-0 L4-3 1-2		0-0 5-3			4	0	0	0	0	1	4																		
Keith Moreland, R OBP: 0.225, SLG: 0.250 (1, 5)	0-0 L5		0-0 L6		0-0 F8		0-0 F9			4	0	0	0	0	0	0																		
Leon Durham, L OBP: 0.341, SLG: 0.417 (1, 3)		0-0 HR	0-0 4-3		0-0 F3		0-0 4-3			4	1	1	1	0	0	0																		
Jody Davis, R OBP: 0.481, SLG: 0.750 (1, 2)		4-0 G5-4-3 BB	0-0 2B		0-0 5-3		0-0 1B			3	0	2	0	1	0	0																		
Dave Martinez, L OBP: 0.207, SLG: 0.200 Jerry Mumphrey, S OBP: 0.667, SLG: 1.250 (1, 8) (9, PH)		0-0 F8	0-0 F6		0-0 4-3		0-0 F8			3	0	0	0	0	0	2																		
Shawon Dunston, R OBP: 0.175, SLG: 0.205 (1, 6)		0-0 G5-4-3 1-2		0-0 F8		0-0 6-3				3	0	0	0	0	0	1																		
Greg Maddux, R (1, 1)			0-0 F4		0-0 F3		4-0 1B BB			2	0	0	0	0	0	0																		
Manny Trillo, R OBP: 0.400, SLG: 0.250 Lee Smith, R ERA: 5.14 (8, PH) (9, 1)	7.0	W	25	3	2	1	2	3	0	0	0	0	0	0	0	0	1.29	0.857																
PITCHER	IP WLS BF H R ER SO BB IBB HBP BLK WP HR S P ERA WHIP	IP WLS BF H R ER SO BB IBB HBP BLK WP HR S P ERA WHIP																																
Bob Sebra, R ERA: 1.29 (1, 1)	2.0	S	9	2	0	0	0	1	0	0	0	0	0	0	0	0	0.00	1.500																
Inning Stats	R: 1 E: 0 K: 1 S: 5	H: 0 LOB: 1 BB: 1 P: 9	R: 1 E: 0 K: 0 S: 3	H: 1 LOB: 0 BB: 1 P: 7	R: 0 E: 0 K: 0 S: 3	H: 0 LOB: 1 BB: 1 P: 7	R: 0 E: 0 K: 0 S: 4	H: 1 LOB: 0 BB: 0 P: 4	R: 0 E: 0 K: 1 S: 5	H: 0 LOB: 0 BB: 0 P: 5	R: 0 E: 0 K: 0 S: 3	H: 1 LOB: 0 BB: 0 P: 3	R: 0 E: 0 K: 0 S: 3	H: 0 LOB: 0 BB: 0 P: 3	R: 0 E: 0 K: 0 S: 4	H: 1 LOB: 2 BB: 1 P: 8	R: 0 E: 0 K: 0 S: 4	H: 1 LOB: 1 BB: 0 P: 4	1B: 3 2B: 2 3B: 0 HR: 1	SF: 0 SAC: 0 DP: 2 HBP: 0	WP: 0 PB: 0 SB: 2 CS: 0	PA: 34												

Batter	1	2	3	4	5	6	7	8	9	AB	R	H	RBI	BB	SO	LOB	TOP										
Casey Candaele, S OBP: 0.375, SLG: 0.381										4	0	1	0	0	0	2											
Mitch Webster, S OBP: 0.326, SLG: 0.350	 									3	1	2	0	0	0	1											
Andres Galarraga, R OBP: 0.343, SLG: 0.387	 									3	1	1	0	1	2	1											
Tim Wallach, R OBP: 0.366, SLG: 0.447	 									4	1	1	1	0	1	2											
Vance Law, R OBP: 0.300, SLG: 0.447	 									4	0	1	2	0	2	2											
Alonzo Powell, R OBP: 0.314, SLG: 0.323							 			4	0	1	0	0	1	3											
Jeff Reed, L OBP: 0.212, SLG: 0.200							 			3	0	0	0	0	0	1											
Luis Rivera, R OBP: 0.083, SLG: 0.083										4	0	0	0	0	1	1											
Lary Sorensen, R Dave Engle, R (7, PH) Andy McGaffigan, R (7, 1)										2	0	0	0	0	1	0											
Inning Stats	R: 3 E: 0 K: 0 S: 7	H: 4 LOB: 1 BB: 0 P: 7	R: 0 E: 0 K: 0 S: 3	H: 0 LOB: 0 BB: 0 P: 3	R: 0 E: 0 K: 2 S: 7	H: 1 LOB: 0 BB: 0 P: 7	R: 0 E: 0 K: 2 S: 7	H: 0 LOB: 0 BB: 0 P: 7	R: 0 E: 0 K: 1 S: 5	H: 0 LOB: 0 BB: 0 P: 5	R: 0 E: 0 K: 0 S: 4	H: 1 LOB: 2 BB: 1 P: 8	R: 0 E: 0 K: 1 S: 5	H: 0 LOB: 2 BB: 1 P: 10	R: 0 E: 0 K: 1 S: 5	H: 0 LOB: 0 BB: 0 P: 5	1B: 5 2B: 2 3B: 0 HR: 0	SF: 0 SAC: 1 DP: 0 HBP: 1	WP: 0 PB: 0 SB: 1 CS: 1	PA: 36							
PITCHER	IP	WLS	BF	H	R	ER	SO	BB	IBB	HBP	BLK	WP	HR	S	P	ERA	WHIP										
Jamie Moyer, L ERA: 3.0	(1, 1)	6.2	L	27	7	3	3	7	0	1	0	0	0	40	44	4.05	1.050										
Ed Lynch, R ERA: 3.0	(7, 1)	0.1		2	0	0	0	0	0	0	1	0	0	1	2	0.00	0.000										
Dickie Noles, R ERA: 4.66	(8, 1)	2.0		7	0	0	0	2	1	0	0	0	0	10	14	0.00	0.500										

Montreal Expos @ Chicago Cubs
Wrigley Field, Chicago, IL
Sun Apr 19 1987, 3:33 AM CDT
Att: 19,889 - Unknown

AB	32
R	3
H	7
RBI	3
BB	2
SO	9
LOB	13



Batter	1	2	3	4	5	6	7	8	9	AB	R	H	RBI	BB	SO	LOB	BOTTOM										
Chico Walker, S OBP: 0.263, SLG: 0.156										3	0	0	1	0	0	0											
23 Ryne Sandberg, R OBP: 0.353, SLG: 0.381			 			 				4	0	1	0	0	1	1											
Andre Dawson, R OBP: 0.250, SLG: 0.341										4	0	1	0	0	0	2											
Keith Moreland, R OBP: 0.205, SLG: 0.225										4	0	0	0	0	0	2											
Leon Durham, L OBP: 0.333, SLG: 0.385										3	0	0	0	1	0	1											
Jody Davis, R OBP: 0.433, SLG: 0.667										3	0	0	0	0	1	1											
Brian Dayett, R OBP: 0.333, SLG: 0.611										3	0	0	0	0	0	1											
Shawon Dunston, R OBP: 0.186, SLG: 0.214			 							3	1	1	0	0	1	0											
Jamie Moyer, L OBP: 0.200, SLG: 0.200 Ed Lynch, R (7, 1) Dickie Noles, R (8, 1) Manny Trillo, R (8, 6)	(1, 1) (7, 1) (8, 1) (8, 6)	6.0 W S	23 9	4 0	1 0	0 0	3	0	0	0	0	0	0	0	0	0	0										
Inning Stats	R: 0 E: 0 K: 0 S: 4	H: 1 LOB: 1 BB: 0 P: 4	R: 0 E: 0 K: 0 S: 3	H: 0 LOB: 0 BB: 0 P: 3	R: 1 E: 1 K: 0 S: 5	H: 2 LOB: 1 BB: 0 P: 5	R: 0 E: 0 K: 0 S: 3	H: 0 LOB: 1 BB: 1 P: 7	R: 0 E: 0 K: 1 S: 5	H: 0 LOB: 0 BB: 0 P: 5	R: 0 E: 0 K: 0 S: 4	H: 1 LOB: 1 BB: 0 P: 4	R: 0 E: 0 K: 2 S: 7	H: 0 LOB: 0 BB: 0 P: 7	R: 0 E: 0 K: 1 S: 5	H: 0 LOB: 0 BB: 0 P: 5	R: 0 E: 0 K: 0 S: 3	H: 0 LOB: 0 BB: 0 P: 3	1B: 4 2B: 0 3B: 0 HR: 0	SF: 1 SAC: 0 DP: 0 HBP: 0	WP: 0 PB: 0 SB: 1 CS: 0	PA: 32					
PITCHER	IP	WLS	BF	H	R	ER	SO	BB	IBB	HBP	BLK	WP	HR	S	P	ERA	WHIP										
Lary Sorensen, R McGaffigan, R	(1, 1) (7, 1)	3.0	S	9	0	0	0	3	0	0	0	0	0	15	15	0.00	0.000										

Montreal Expos @ Chicago Cubs
Wrigley Field, Chicago, IL
Sun Apr 19 1987, 3:33 AM CDT
Att: 19,889 - Unknown

AB	30
R	1
H	4
RBI	1
BB	1
SO	4
LOB	8



Batter	1	2	3	4	5	6	7	8	9	AB R H RBI BB SO LOB	TOP											
Chico Walker, S OBP: 0.269, SLG: 0.239 (1, 7)										4 1 1 0 0 1 2	Chicago Cubs @ Montreal Expos Olympic Stadium, Montreal, QB Fri Apr 24 1987, 3:33 AM EDT Att: 7,752 - Unknown											
Manny Trillo, R OBP: 0.231, SLG: 0.091 (1, 4)										4 1 0 0 1 2 1												
Andre Dawson, R OBP: 0.277, SLG: 0.433 (1, 9)										4 2 3 2 1 0 0												
Keith Moreland, R OBP: 0.230, SLG: 0.286 (1, 5)										5 0 1 1 0 0 3												
Leon Durham, L OBP: 0.311, SLG: 0.407 (1, 3)										3 1 2 3 0 0 0												
Shawon Dunston, R OBP: 0.237, SLG: 0.293 (1, 6)										4 0 1 0 0 2 1												
Dave Martinez, L OBP: 0.268, SLG: 0.250 (1, 8)										3 0 1 0 1 0 2												
Jim Sundberg, R OBP: 0.556, SLG: 0.615 (1, 2)										3 0 0 0 1 1 4												
Jamie Moyer, L OBP: 0.167, SLG: 0.167 Dickie Noles, R Lee Smith, R Jody Davis, R OBP: 0.372, SLG: 0.590 (6, 1) (8, 1) (8, 2)										1 0 0 0 0 0 0 1 0 0 0 0 0 1 0 0 0 0 0 0 0 0 0 1 0 0 1 0 0												
Inning Stats	R: 3 E: 0 K: 2 S: 10	H: 3 LOB: 2 P: 18	R: 0 E: 0 K: 1 S: 5	H: 0 LOB: 0 BB: 0 P: 5	R: 0 E: 0 K: 0 S: 3	H: 0 LOB: 0 BB: 0 P: 3	R: 0 E: 0 K: 2 S: 8	H: 1 LOB: 2 BB: 1 P: 12	R: 0 E: 0 K: 1 S: 4	H: 0 LOB: 0 BB: 0 P: 8		R: 1 E: 0 K: 0 S: 4	H: 1 LOB: 0 BB: 0 P: 4	R: 0 E: 0 K: 1 S: 5	H: 0 LOB: 0 BB: 0 P: 5	R: 1 E: 0 K: 0 S: 6	H: 3 LOB: 2 BB: 0 P: 6	R: 1 E: 0 K: 0 S: 4	H: 1 LOB: 1 BB: 1 P: 8	1B: 5 2B: 3 3B: 0 HR: 1	SF: 1 SAC: 2 DP: 1 HBP: 0	WP: 0 PB: 0 SB: 2 CS: 0
PITCHER	IP WLS BF H R ER SO BB IBB HBP BLK WP HR S P ERA WHIP																					
Bob Sebra, R ERA: 2.7 Bill Campbell, R ERA: 10.13 Randy St. Claire, R ERA: 4.66 (1, 1) (7, 1) (9, 1)	6.0 L 26 5 4 4 6 4 0 0 0 0 0 1 34 50 6.00 1.500																					

Batter	1	2	3	4	5	6	7	8	9	AB R H RBI BB SO LOB	BOTTOM											
Casey Candaele, S OBP: 0.432, SLG: 0.447 (1, 4)										5 1 3 0 0 0 0	Chicago Cubs @ Montreal Expos Olympic Stadium, Montreal, QB Fri Apr 24 1987, 3:33 AM EDT Att: 7,752 - Unknown											
Mitch Webster, S OBP: 0.344, SLG: 0.382 (1, 9)										4 0 1 0 1 1 2												
Andres Galarraga, R OBP: 0.386, SLG: 0.457 (1, 3)										5 0 1 1 0 3 3												
Dave Engle, R OBP: 0.500, SLG: 0.750 (1, 7)										4 1 1 0 0 1 4												
Mike Fitzgerald, R OBP: 0.375, SLG: 0.500 (1, 2)										4 1 2 1 0 1 0												
Vance Law, R OBP: 0.286, SLG: 0.463 (1, 5)										4 1 1 1 0 0 1												
Reid Nichols, R OBP: 0.368, SLG: 0.412 Herm Winningham, L OBP: 0.211, SLG: 0.222 (6, PH) (9, 8)										3 0 1 0 0 0 1 1 0 0 0 0 1 0												
Luis Rivera, R OBP: 0.105, SLG: 0.105 Tom Foley, L OBP: 0.259, SLG: 0.240 (6, PH) (9, 6)										3 0 1 1 0 1 2 1 0 0 0 0 1 0												
Bob Sebra, R OBP: 0.286, SLG: 0.167 Tim Wallach, R OBP: 0.333, SLG: 0.447 Bill Campbell, R Randy St. Claire, R Wallace Johnson, S OBP: 0.197, SLG: 0.250 (1, 1) (6, PH) (7, 1) (9, 1) (9, PH)										2 0 0 0 0 1 2 1 0 0 0 0 0 1 0 0 0 0 0 0 0 0 0 0 0 0 0 0 1 0 0 0 0 0 0												
Inning Stats	R: 0 E: 0 K: 0 S: 4	H: 1 LOB: 1 P: 4	R: 0 E: 0 K: 1 S: 7	H: 2 LOB: 2 BB: 0 P: 7	R: 0 E: 0 K: 2 S: 8	H: 1 LOB: 1 BB: 0 P: 8	R: 0 E: 0 K: 1 S: 5	H: 0 LOB: 0 BB: 0 P: 5	R: 1 E: 0 K: 1 S: 7	H: 2 LOB: 2 BB: 1 P: 11		R: 1 E: 1 K: 0 S: 5	H: 2 LOB: 1 BB: 0 P: 5	R: 0 E: 0 K: 1 S: 5	H: 0 LOB: 0 BB: 0 P: 5	R: 2 E: 1 K: 2 S: 9	H: 2 LOB: 0 BB: 0 P: 9	R: 0 E: 0 K: 2 S: 8	H: 1 LOB: 1 BB: 0 P: 8	1B: 9 2B: 2 3B: 0 HR: 0	SF: 0 SAC: 0 DP: 0 HBP: 0	WP: 2 PB: 0 SB: 1 CS: 0
PITCHER	IP WLS BF H R ER SO BB IBB HBP BLK WP HR S P ERA WHIP																					
Jamie Moyer, L ERA: 3.05 Dickie Noles, R ERA: 4.85 Lee Smith, R ERA: 1.0 (1, 1) (6, 1) (8, 1)	5.2 W 26 8 2 2 5 1 0 0 0 0 1 0 35 39 6.75 1.588																					

Batter	1	2	3	4	5	6	7	8	9	AB	R	H	RBI	BB	SO	LOB	TOP									
Chico Walker, S OBP: 0.290, SLG: 0.255	0-0 G6-4-3 23 S 1B		4-0 HBP E 23 1B BB	0-0 G3		0-3 K		0-0 F4		4	1	1	0	1	1	0										
23 Ryne Sandberg, R OBP: 0.411, SLG: 0.459	4-0 G6-4-3 1-2 BB		0-0 HBP E 1B	0-0 HR 2B		0-0 6-3		0-3 K		4	2	2	0	1	1	0										
Andre Dawson, R OBP: 0.320, SLG: 0.529	0-0 G6-4-3 1-2 2-3		1-0 FC4-6 E 1B HBP	0-0 HR 2B		0-0 F4			0-0 HR	4	3	2	3	0	0	2										
Keith Moreland, R OBP: 0.214, SLG: 0.262	0-0 6-3		0-0 E6 FC4-6 1-2 2-H 3-H	0-0 L9			0-0 5-3		0-3 K	5	0	0	1	0	1	2										
Leon Durham, L OBP: 0.366, SLG: 0.548		0-0 HR	0-0 FC4-6 1B 1-2 2-3	0-0 2B			0-0 1B		0-3 K	5	1	3	1	0	1	2										
Jody Davis, R OBP: 0.396, SLG: 0.571	0-3 K		0-0 BB 1-3 3-H	0-0 6-3 1B			0-0 1B		0-3 K	5	0	2	1	0	2	1										
Shawon Dunston, R OBP: 0.239, SLG: 0.303	0-0 6-3 2B		0-0 F7		0-0 F7		0-0 F3			4	0	1	0	0	0	4										
Dave Martinez, L OBP: 0.271, SLG: 0.238	0-0 6-3 2-3		4-0 BB 1-2		0-0 F5		0-0 F5			3	0	0	0	1	0	3										
Steve Trout, L OBP: 0.091, SLG: 0.091	0-0 4-3		0-0 F4		0-0 F7			0-3 K		4	0	0	0	0	1	4										
Inning Stats	R: 0 E: 0 K: 0 S: 3	H: 1 LOB: 1 BB: 1 P: 7	R: 1 E: 0 K: 1 S: 7	H: 2 LOB: 1 BB: 0 P: 7	R: 3 E: 1 K: 0 S: 6	H: 2 LOB: 2 BB: 2 P: 15	R: 2 E: 0 K: 0 S: 6	H: 3 LOB: 1 BB: 0 P: 6	R: 0 E: 0 K: 0 S: 3	H: 0 LOB: 0 BB: 0 P: 3	R: 0 E: 0 K: 0 S: 5	H: 0 LOB: 0 BB: 0 P: 5	R: 0 E: 0 K: 1 S: 5	H: 2 LOB: 2 BB: 0 P: 5	R: 0 E: 0 K: 2 S: 7	H: 0 LOB: 0 BB: 0 P: 7	R: 1 E: 0 K: 3 S: 10	H: 1 LOB: 0 BB: 0 P: 10	1B: 5 2B: 3 3B: 0 HR: 3	SF: 0 SAC: 0 DP: 1 HBP: 1	WP: 0 PB: 0 SB: 1 CS: 0	PA: 42				
PITCHER	IP	WLS	BF	H	R	ER	SO	BB	IBB	HBP	BLK	WP	HR	S	P	ERA	WHIP									
Lary Sorensen, R ERA: 2.38	(1, 1)	2.1	L	15	5	4	3	1	2	0	1	0	0	1	14	23	11.57	3.000								
Bill Campbell, R ERA: 9.0	(3, 1)	2.2		12	3	2	2	0	1	0	0	0	0	1	11	15	6.75	1.500								
Bob McClure, L ERA: 4.75	(6, 1)	3.0		11	2	0	0	3	0	0	0	0	0	0	17	17	0.00	0.667								
Randy St. Claire, R ERA: 5.06	(9, 1)	1.0		4	1	1	1	3	0	0	0	0	0	1	10	10	9.00	1.000								

Chicago Cubs @ Montreal Expos
Olympic Stadium, Montreal, QB
Sun Apr 26 1987, 3:33 AM EDT
Att: 12,052 - Unknown

AB 38
R 7
H 11
RBI 6
BB 3
SO 7
LOB 18



Batter	1	2	3	4	5	6	7	8	9	AB	R	H	RBI	BB	SO	LOB	BOTTOM								
Casey Candaele, S OBP: 0.434, SLG: 0.447	0-0 4-3		0-0 1B		0-0 F9			0-0 6-3		4	0	1	0	0	0	1									
Mitch Webster, S OBP: 0.333, SLG: 0.371	0-0 F8		0-0 F9		0-0 FC5			0-3 K		3	0	0	0	0	0	2									
Bob McClure, R ERA: 9.0	(6, 1)									0	0	0	0	0	0	0									
Tim Wallach, R OBP: 0.327, SLG: 0.438	(8, PH)									1	0	0	0	0	1	0									
Randy St. Claire, R OBP: 1.000, SLG: 1.000	(9, 1)									0	0	0	0	0	0	0									
Andres Galarraga, R OBP: 0.387, SLG: 0.491	0-0 L6			0-0 F4		0-0 6-3			0-0 HR	4	1	1	1	0	0	0									
Dave Engle, R OBP: 0.444, SLG: 0.563		0-0 4-3		0-0 1B WP 1B		0-0 1-3			0-0 1-3	4	0	1	0	0	0	0									
Mike Fitzgerald, R OBP: 0.250, SLG: 0.333	(1, 2)	0-3 K		0-3 K		0-0 1-3			0-0 F9	4	0	0	0	0	2	1									
Vance Law, R OBP: 0.297, SLG: 0.475	(1, 5)	0-0 2B		0-0 FC6-4 1B			0-0 G5-4-3 1B		0-0 4-3	4	0	3	0	0	0	0									
Reid Nichols, R OBP: 0.292, SLG: 0.318	(1, 8)	0-0 6-3		0-0 FC6-4 1-2			0-0 G5-4-3			3	0	0	0	0	0	4									
Luis Rivera, R OBP: 0.125, SLG: 0.167	(1, 6)		0-0 F3		0-0 FC5 2B		0-0 F6			3	0	1	0	0	0	0									
Lary Sorensen, R ERA: 2.38	(1, 1)		0-3 K		0-0 6-3			0-0 6-3		0	0	0	0	0	0	0									
Bill Campbell, R ERA: 9.0	(3, 1)									1	0	0	0	0	1	0									
Alonzo Powell, R OBP: 0.295, SLG: 0.282	(5, PH) (6, 9)									2	0	0	0	0	0	1									
Inning Stats	R: 0 E: 0 K: 0 S: 3	H: 0 LOB: 0 BB: 0 P: 3	R: 0 E: 0 K: 1 S: 6	H: 1 LOB: 1 BB: 0 P: 6	R: 0 E: 0 K: 1 S: 6	H: 1 LOB: 1 BB: 0 P: 6	R: 0 E: 0 K: 1 S: 7	H: 2 LOB: 2 BB: 0 P: 7	R: 0 E: 0 K: 0 S: 4	H: 1 LOB: 1 BB: 0 P: 4	R: 0 E: 0 K: 0 S: 3	H: 0 LOB: 0 BB: 0 P: 3	R: 0 E: 0 K: 1 S: 5	H: 1 LOB: 0 BB: 0 P: 3	R: 0 E: 0 K: 1 S: 5	H: 0 LOB: 0 BB: 0 P: 5	R: 1 E: 0 K: 0 S: 4	H: 1 LOB: 0 BB: 0 P: 4	1B: 4 2B: 2 3B: 0 HR: 1	SF: 0 SAC: 0 DP: 1 HBP: 0	WP: 1 PB: 0 SB: 0 CS: 0	PA: 33			
PITCHER	IP	WLS	BF	H	R	ER	SO	BB	IBB	HBP	BLK	WP	HR	S	P	ERA	WHIP								
Steve Trout, L ERA: 2.79	(1, 1)	9.0	W	33	7	1	1	4	0	0	0	0	1	41	41	1.00	0.778								

Chicago Cubs @ Montreal Expos
Olympic Stadium, Montreal, QB
Sun Apr 26 1987, 3:33 AM EDT
Att: 12,052 - Unknown

AB 33
R 1
H 7
RBI 1
BB 0
SO 4
LOB 9



Batter	1	2	3	4	5	6	7	8	9	AB	R	H	RBI	BB	SO	LOB	TOP					
Casey Candaele, S OBP: 0.431, SLG: 0.420 (1, 8) (5, 4)										3	2	0	0	2	0	1	Montreal Expos @ Philadelphia Phillies Veterans Stadium, Philadelphia, PA Mon Apr 27 1987, 7:05 PM EDT Att: 15,149 - Unknown					
Mitch Webster, S OBP: 0.365, SLG: 0.400 (1, 9) (5, 4)										3	2	2	2	2	0	1						
Andres Calarraga, R OBP: 0.394, SLG: 0.566 (1, 3) (5, 4)										4	0	2	3	0	1	2						
Tim Wallach, R OBP: 0.327, SLG: 0.431 Herm Wittingham, L OBP: 0.192, SLG: 0.190 (5, PR) (5, 8)										3	0	1	0	0	0	2						
John Stefero, L OBP: 0.273, SLG: 0.200 (1, 2) (5, 8)										4	1	2	0	0	1	1						
Dave Engle, R OBP: 0.426, SLG: 0.526 Reid Nichols, R OBP: 0.280, SLG: 0.304 (1, 7) (7, 7)										3	0	1	0	0	0	3						
Vance Law, R OBP: 0.294, SLG: 0.477 (1, 4) (5, 5)										4	0	1	1	0	0	1						
Tom Foley, L OBP: 0.273, SLG: 0.233 (1, 6) (5, 5)										4	0	1	0	0	1	0						
Neal Heaton, L OBP: 0.182, SLG: 0.182 Tim Burke, R OBP: 1.000, SLG: 1.000 (9, 1) (9, 1)										4	1	1	0	0	1	1						
Inning Stats	R: 1 E: 1 K: 1 S: 7	H: 1 LOB: 1 BB: 0 P: 7	R: 0 E: 0 K: 0 S: 3	H: 1 LOB: 0 BB: 0 P: 3	R: 2 E: 0 K: 0 S: 5	H: 3 LOB: 0 BB: 0 P: 5	R: 1 E: 0 K: 0 S: 5	H: 3 LOB: 1 BB: 0 P: 5	R: 2 E: 0 K: 0 S: 4	H: 3 LOB: 1 BB: 2 P: 12	R: 0 E: 0 K: 1 S: 5	H: 0 LOB: 0 BB: 0 P: 5	R: 0 E: 0 K: 1 S: 5	H: 0 LOB: 1 BB: 1 P: 9	R: 0 E: 0 K: 1 S: 5	H: 0 LOB: 0 BB: 0 P: 5		R: 0 E: 0 K: 1 S: 5	H: 0 LOB: 1 BB: 1 P: 9	1B: 8 2B: 4 3B: 0 HR: 0	SF: 0 SAC: 0 DP: 3 HBP: 0	WP: 0 PB: 0 SB: 2 CS: 0
PITCHER	IP WLS BF H R ER SO BB IBB HBP BLK WP HR S P ERA WHIP																					
Kevin Gross, R ERA: 3.68 (1, 1)	3.1 L 16 7 4 3 1 0 0 0 0 0 0 0 0 18 18 8.10 2.100																					
Tom Hume, R ERA: 7.15 (4, 1)	2.2 11 4 2 2 1 2 0 0 0 0 0 0 0 11 19 6.75 2.250																					
Michael Jackson, R ERA: 2.08 (7, 1)	2.0 7 0 0 0 2 1 0 0 0 0 0 0 0 10 14 0.00 0.500																					
Dan Schatzeder, L ERA: 1.23 (9, 1)	1.0 4 0 0 0 1 1 0 0 0 0 0 0 0 5 9 0.00 1.000																					

AB	34
R	6
H	11
RBI	6
BB	4
SO	5
LOB	13



Batter	1	2	3	4	5	6	7	8	9	AB	R	H	RBI	BB	SO	LOB	BOTTOM					
Juan Samuel, R OBP: 0.333, SLG: 0.417 (1, 4) (5, 4)										4	1	1	0	0	1	1	Montreal Expos @ Philadelphia Phillies Veterans Stadium, Philadelphia, PA Mon Apr 27 1987, 7:05 PM EDT Att: 15,149 - Unknown					
Chris James, R OBP: 0.333, SLG: 0.370 Milt Thompson, L OBP: 0.338, SLG: 0.371 (1, 8) (9, PH)										3	0	1	0	0	0	0						
Rick Schu, R OBP: 0.100, SLG: 0.400 Von Hayes, L OBP: 0.387, SLG: 0.283 (1, 5) (9, PH)										3	1	1	1	0	1	1						
Mike Schmidt, R OBP: 0.427, SLG: 0.600 (1, 3) (5, 4)										4	1	2	3	0	0	1						
Lance Parrish, R OBP: 0.269, SLG: 0.344 (1, 2) (5, 4)										4	0	1	0	0	1	2						
Glenn Wilson, R OBP: 0.306, SLG: 0.397 (1, 9) (5, 4)										4	0	1	0	0	0	2						
John Russell, R OBP: 0.167, SLG: 0.176 (1, 7) (5, 4)										4	0	0	0	0	3	2						
Steve Jeltz, S OBP: 0.222, SLG: 0.146 (1, 6) (5, 4)										2	0	0	0	1	1	1						
Kevin Gross, R Tom Hume, R Greg Gross, L Michael Jackson, R Ron Roenicke, S Dan Schatzeder, L (1, 1) (4, 1) (6, PH) (7, 1) (8, PH) (9, 1)										0	0	0	0	0	0	0						
Inning Stats	R: 0 E: 0 K: 0 S: 3	H: 0 LOB: 0 BB: 0 P: 3	R: 0 E: 0 K: 0 S: 3	H: 1 LOB: 0 BB: 0 P: 3	R: 0 E: 0 K: 1 S: 5	H: 0 LOB: 1 BB: 1 P: 9	R: 0 E: 0 K: 2 S: 8	H: 1 LOB: 0 BB: 0 P: 8	R: 0 E: 0 K: 1 S: 5	H: 1 LOB: 0 BB: 0 P: 5	R: 0 E: 0 K: 0 S: 3	H: 0 LOB: 0 BB: 0 P: 3	R: 1 E: 0 K: 0 S: 4	H: 1 LOB: 0 BB: 0 P: 4	R: 0 E: 0 K: 2 S: 7	H: 0 LOB: 0 BB: 0 P: 7		R: 3 E: 0 K: 2 S: 11	H: 4 LOB: 1 BB: 0 P: 11	1B: 6 2B: 1 3B: 0 HR: 2	SF: 0 SAC: 1 DP: 2 HBP: 0	WP: 0 PB: 0 SB: 0 CS: 0
PITCHER	IP WLS BF H R ER SO BB IBB HBP BLK WP HR S P ERA WHIP																					
Neal Heaton, L ERA: 4.18 (1, 1)	8.0 W 28 5 2 2 6 1 0 0 0 0 0 0 1 39 43 2.25 0.750																					
Tim Burke, R ERA: 8.1 (9, 1)	0.1 4 3 2 2 1 0 0 0 0 0 0 0 1 6 6 54.00 9.000																					
Randy St. Claire, R ERA: 4.76 (9, 1)	0.2 S 2 0 0 0 1 0 0 0 0 0 0 0 0 4 4 0.00 0.000																					

AB	32
R	4
H	8
RBI	4
BB	1
SO	8
LOB	12



Batter	1	2	3	4	5	6	7	8	9	AB	R	H	RBI	BB	SO	LOB	TOP			
Casey Candaele, S OBP: 0.433, SLG: 0.393 (1, 8)	F8		G5-4-3 1B			5-3 1B BB	F9			3	0	1	0	1	0	3	Montreal Expos @ Philadelphia Phillies Veterans Stadium, Philadelphia, PA Wed Apr 29 1987, 7:05 PM EDT Att: 14,588 - Unknown			
Mitch Webster, S OBP: 0.386, SLG: 0.425 (1, 9)	K		G5-4-3 1-2			5-3 1B		1B 1B		4	0	2	0	0	1	1				
Andres Galarraga, R OBP: 0.387, SLG: 0.485 (1, 3)	F7			6-3		5-3		FC5-4 1B		4	0	1	0	0	0	2				
Tim Wallach, R Randy St. Claire, R OBP: 0.305, SLG: 0.400 OBP: 1.000, SLG: 1.000 (1, 5) (8, 1)	F8			6-3		6-3		K		4	0	0	0	0	1	4				
Dave Engle, R OBP: 0.379, SLG: 0.423 (1, 7)	P3			F7				F8 F7		4	0	0	0	0	0	2				
Vance Law, R OBP: 0.316, SLG: 0.507 (1, 4) (8, 5)	1B 1B					F8		BB BB BB FC5-4		3	0	1	0	1	0	2				
Mike Fitzgerald, R OBP: 0.313, SLG: 0.333 (1, 2)	1-2 1B			F7				F8		3	0	1	0	1	0	0				
Nelson Norman, S (1, 6)	6-3			5-3				G3		4	0	0	0	0	1	4				
Bob Sebra, R Larry Sorensen, R Alonzo Powell, R Bill Campbell, R Reid Nichols, R Tim Burke, R Herm Winningham, L OBP: 0.256, SLG: 0.143 OBP: 0.289, SLG: 0.275 OBP: 0.296, SLG: 0.292 OBP: 0.185, SLG: 0.182 (1, 1) (4, 1) (6, PH) (6, 1) (7, PH) (7, 1) (8, 8)	G3					K		G3		1	0	0	0	0	0	0				
Inning Stats	R: 0 E: 0 K: 1 S: 5	H: 0 LOB: 0 BB: 0 P: 5	R: 0 E: 0 K: 0 S: 5	H: 2 LOB: 2 BB: 0 P: 5	R: 0 E: 0 K: 0 S: 3	H: 1 LOB: 0 BB: 0 P: 3	R: 0 E: 0 K: 0 S: 3	H: 0 LOB: 0 BB: 0 P: 3	R: 0 E: 0 K: 1 S: 6	H: 1 LOB: 2 BB: 1 P: 10	R: 0 E: 0 K: 1 S: 5	H: 0 LOB: 3 BB: 3 P: 17	R: 0 E: 0 K: 1 S: 7	H: 2 LOB: 2 BB: 0 P: 7	R: 0 E: 0 K: 0 S: 3	H: 0 LOB: 0 BB: 0 P: 3		1B: 6 2B: 0 3B: 0 HR: 0	SF: 0 SAC: 0 DP: 1 HBP: 0	WP: 0 PB: 0 SB: 0 CS: 0
PITCHER Shane Rawley, L ERA: 3.64 (1, 1)	IP: 9.0 WLS: W BF: 36 H: 6 R: 0 ER: 0 SO: 4 BB: 4 IBB: 0 HBP: 0 BLK: 0 WP: 0 HR: 0 S: 40 P: 56 ERA: 0.00 WHIP: 1.111															PITCHER				

AB 32
R 0
H 6
RBI 0
BB 4
SO 4
LOB 18



Batter	1	2	3	4	5	6	7	8	9	AB	R	H	RBI	BB	SO	LOB	BOTTOM			
Mitt Thompson, L OBP: 0.351, SLG: 0.386 (1, 8)	F9 BB BB	G3		3B 2B		E6 FC9-6		1-3 1B		4	1	2	0	1	0	2	Montreal Expos @ Philadelphia Phillies Veterans Stadium, Philadelphia, PA Wed Apr 29 1987, 7:05 PM EDT Att: 14,588 - Unknown			
Juan Samuel, R OBP: 0.333, SLG: 0.444 (1, 4)	F8		1B 2B	2B 3B		FC9-6 BB S		1-3 1-2		5	1	2	1	0	0	4				
Von Hayes, L OBP: 0.417, SLG: 0.338 (1, 3)	4-0 1-2 BB		4-0 1B BB	4-0 G5-4-3 BB		4-0 BB BB		0-3 K		1	0	0	0	4	1	1				
Mike Schmidt, R OBP: 0.410, SLG: 0.552 (1, 5)	F9		1-2 2H 1B	G5-4-3 1-2 1B		4-0 BB		BB		3	0	1	2	1	0	4				
Mike Easter, L Greg Gross, L OBP: 0.313, SLG: 0.371 OBP: 0.167, SLG: 0.091 (1, 7) (7, 7)	G3		F5		4-3	F9				4	0	0	0	0	0	7				
Glenn Wilson, R OBP: 0.290, SLG: 0.415 (1, 9)		HR	K		5-3			K		4	1	1	1	0	2	2				
John Russell, R OBP: 0.182, SLG: 0.190 (1, 2)		K	1-2 2H 1B		6-3			F5		4	0	1	0	0	1	0				
Luis Aguayo, R OBP: 0.300, SLG: 0.444 (1, 6)		K		HR		5-3		5-3		4	1	1	1	0	1	0				
Shane Rawley, R OBP: 0.417, SLG: 0.364 (1, 1)	WP 1B			K		FC9-6 BB E 1B		F5		4	1	2	0	0	1	0				
Inning Stats	R: 0 E: 0 K: 0 S: 3	H: 0 LOB: 2 BB: 2 P: 11	R: 1 E: 0 K: 2 S: 9	H: 2 LOB: 1 BB: 0 P: 9	R: 1 E: 0 K: 1 S: 7	H: 3 LOB: 1 BB: 1 P: 11	R: 2 E: 0 K: 1 S: 7	H: 3 LOB: 1 BB: 1 P: 11	R: 0 E: 0 K: 0 S: 3	H: 0 LOB: 0 BB: 0 P: 3	R: 1 E: 1 K: 0 S: 5	H: 1 LOB: 2 BB: 2 P: 13	R: 0 E: 0 K: 1 S: 5	H: 0 LOB: 0 BB: 0 P: 5	R: 0 E: 0 K: 1 S: 6	H: 1 LOB: 1 BB: 0 P: 6		1B: 5 2B: 2 3B: 1 HR: 2	SF: 0 SAC: 0 DP: 1 HBP: 0	WP: 1 PB: 0 SB: 1 CS: 0
PITCHER Bob Sebra, R Larry Sorensen, R Bill Campbell, R Tim Burke, R Randy St. Claire, R ERA: 3.86 ERA: 2.08 ERA: 3.0 ERA: 6.23 ERA: 4.38 (1, 1) (4, 1) (6, 1) (7, 1) (8, 1)	IP: 3.1 WLS: L BF: 20 H: 4 R: 4 ER: 4 SO: 4 BB: 3 IBB: 0 HBP: 0 BLK: 0 WP: 1 HR: 2 S: 25 P: 37 ERA: 10.80 WHIP: 3.300															PITCHER				

AB 33
R 5
H 10
RBI 5
BB 6
SO 6
LOB 20



Batter	1	2	3	4	5	6	7	8	9	AB	R	H	RBI	BB	SO	LOB	TOP			
Casey Candaele, S OBP: 0.423, SLG: 0.383 (1, 8)										4	1	1	0	0	0	1	<p>Montreal Expos @ New York Mets Shea Stadium, Flushing, NY Thu Apr 30 1987, 7:05 PM EDT Att: 20,607 - Unknown</p> <p>AB 30 R 3 H 3 RBI 3 BB 2 SO 7 LOB 4</p>			
Mitch Webster, S OBP: 0.398, SLG: 0.403 (1, 9)										4	0	0	0	0	2	1				
Andres Galarraga, R OBP: 0.387, SLG: 0.458 (1, 3)										4	0	0	0	0	1	1				
Tim Wallach, R OBP: 0.302, SLG: 0.390 (1, 5)										4	1	1	1	0	2	0				
John Stefero, L OBP: 0.233, SLG: 0.286 (1, 2)										4	1	1	2	0	1	0				
Dave Engle, R OBP: 0.344, SLG: 0.379 (1, 7)										3	0	0	0	0	0	0				
Vance Law, R OBP: 0.316, SLG: 0.493 (1, 4)										2	0	0	0	1	0	0				
Tom Foley, L OBP: 0.225, SLG: 0.189 (1, 6)										3	0	0	0	0	0	1				
Jay Tibbs, R OBP: 0.308, SLG: 0.200 Bob McClure, R (6, 1)										1	0	0	0	1	1	0				
Lary Sorensen, R Wallace Johnson, S (8, PH) Bill Campbell, R (8, 1)										0	0	0	0	0	0	0				
Inning Stats	R: 3 E: 0 K: 1 S: 8	H: 3 LOB: 0 BB: 0 P: 8	R: 0 E: 0 K: 0 S: 3	H: 0 LOB: 1 BB: 1 P: 7	R: 0 E: 0 K: 0 S: 3	H: 0 LOB: 0 BB: 0 P: 3	R: 0 E: 0 K: 0 S: 3	H: 0 LOB: 0 BB: 0 P: 3	R: 0 E: 0 K: 1 S: 5	H: 0 LOB: 0 BB: 0 P: 5	R: 0 E: 0 K: 0 S: 3	H: 0 LOB: 1 BB: 1 P: 7	R: 0 E: 0 K: 0 S: 3	H: 0 LOB: 0 BB: 0 P: 3	R: 0 E: 0 K: 2 S: 7	H: 0 LOB: 0 BB: 0 P: 7	1B: 2 2B: 0 3B: 0 HR: 1	SF: 0 SAC: 0 DP: 0 HBP: 0	WP: 2 PB: 0 SB: 0 CS: 0	PA: 32
PITCHER Rick Aguilera, R ERA: 4.06 (1, 1)	IP: 9.0 WLS: W BF: 32 H: 3 R: 3 ER: 3 SO: 7 BB: 2 IBB: 0 HBP: 0 BLK: 0 WP: 1 HR: 1 S: 44 P: 52 ERA: 3.00 WHIP: 0.556															PITCHER				

Batter	1	2	3	4	5	6	7	8	9	AB	R	H	RBI	BB	SO	LOB	BOTTOM			
Lenny Dykstra, L OBP: 0.333, SLG: 0.446 (1, 8)										5	1	1	1	0	1	2	<p>Montreal Expos @ New York Mets Shea Stadium, Flushing, NY Thu Apr 30 1987, 7:05 PM EDT Att: 20,607 - Unknown</p> <p>AB 36 R 11 H 13 RBI 11 BB 6 SO 7 LOB 20</p>			
Wally Backman, S OBP: 0.286, SLG: 0.265 (1, 4)										4	2	1	0	1	0	3				
Keith Hernandez, L Lee Mazzilli, S (8, PH) (9, 3)										3	1	1	3	1	0	1				
Gary Carter, R OBP: 0.271, SLG: 0.405 (1, 2)										5	1	1	0	0	1	2				
Darryl Strawberry, L OBP: 0.389, SLG: 0.627 (1, 9)										4	1	2	0	1	1	1				
Kevin McReynolds, R OBP: 0.377, SLG: 0.590 (1, 7)										3	2	1	3	1	1	1				
Howard Johnson, S OBP: 0.347, SLG: 0.397 (1, 6)										4	2	2	3	1	1	4				
Dave Magadan, L OBP: 0.317, SLG: 1.000 (1, 5)										3	1	2	1	1	0	2				
Rick Aguilera, R OBP: 0.231, SLG: 0.308 (1, 1)										4	0	1	0	0	2	4				
Inning Stats	R: 3 E: 1 K: 1 S: 9	H: 3 LOB: 2 BB: 1 P: 13	R: 0 E: 0 K: 1 S: 6	H: 1 LOB: 0 BB: 0 P: 6	R: 0 E: 0 K: 1 S: 5	H: 0 LOB: 0 BB: 0 P: 5	R: 1 E: 1 K: 1 S: 7	H: 2 LOB: 1 BB: 0 P: 7	R: 2 E: 0 K: 1 S: 6	H: 2 LOB: 2 BB: 3 P: 18	R: 0 E: 0 K: 0 S: 3	H: 0 LOB: 0 BB: 0 P: 3	R: 4 E: 0 K: 1 S: 8	H: 3 LOB: 0 BB: 1 P: 12	R: 1 E: 0 K: 1 S: 7	H: 2 LOB: 2 BB: 1 P: 11		1B: 5 2B: 3 3B: 1 HR: 4	SF: 1 SAC: 0 DP: 1 HBP: 0	WP: 0 PB: 0 SB: 1 CS: 0
PITCHER Jay Tibbs, R ERA: 4.64 Bob McClure, L ERA: 9.0 Lary Sorensen, R ERA: 1.98 Bill Campbell, R ERA: 8.1 (1, 1)	IP: 5.0 WLS: L BF: 27 H: 8 R: 6 ER: 6 SO: 5 BB: 3 IBB: 0 HBP: 0 BLK: 0 WP: 0 HR: 2 S: 33 P: 49 ERA: 10.80 WHIP: 2.200															PITCHER				

Batter	1	2	3	4	5	6	7	8	9	AB	R	H	RBI	BB	SO	LOB	TOP				
Casey Candaele, S OBP: 0.421, SLG: 0.385 (1, 7)	0-0 3-1		0-0 HR 1B		0-0 L1		0-0 F7		0-0 S 1B	5	1	2	0	0	0	0					
Tom Foley, L OBP: 0.311, SLG: 0.325 (1, 6)	0-0 F9 S 1B		0-0 1-2 HR		4-0 FC6-4 BB		4-0 BB 2B		0-0 S 1B	3	2	3	3	2	0	0					
Andres Galarraga, R OBP: 0.357, SLG: 0.434 (1, 3)	0-0 F9 1-3		0-0 F8		0-0 FC6-4 1-2		4-0 BB 2B		0-3 K	4	0	0	0	1	1	4					
Tim Wallach, R OBP: 0.324, SLG: 0.413 (1, 5)	0-3 K		0-0 G6-4-3 1B		0-0 F8		0-0 1-3 2H 2B		4-0 IBB	4	0	2	1	1	1	2					
Mike Fitzgerald, R OBP: 0.286, SLG: 0.450 Bob McClure, R (9, 1)		0-0 HR	0-0 G6-4-3 1-2		0-0 F7		0-0 F8		0-3 K	5	1	1	1	0	1	6					
Vance Law, R OBP: 0.313, SLG: 0.474 (1, 4)		0-0 F9		0-0 F7		4-0 G5-4-3 BB		0-0 F9		3	0	0	0	1	0	0					
Dave Engle, R OBP: 0.306, SLG: 0.333 Reid Nichols, R OBP: 0.296, SLG: 0.292 (8, 9)		0-0 G3		0-3 K		0-0 G5-4-3 1-2		0-0 6-3		4	0	0	0	0	1	1					
Herm Winningham, L OBP: 0.194, SLG: 0.207 (1, 8)		0-0 6-3		0-0 2B			0-3 K	0-0 6-3		4	0	1	0	0	1	0					
Bryn Smith, R ERA: 1.000, SLG: 1.000 Andy McCaffigan, R Wallace Johnson, S Randy St. Claire, R Alonzo Powell, R John Steller, L OBP: 0.233, SLG: 0.298 (1, 1) (3, 1) (7, PH) (7, 1) (9, PH) (9, 2)			0-0 HR 1B		0-3 K		0-0 HR		0-3 K	1	1	1	0	0	0	0					
Inning Stats	R: 0 E: 0 K: 1 S: 6	H: 1 LOB: 1 BB: 0 P: 6	R: 1 E: 0 K: 0 S: 4	H: 1 LOB: 0 BB: 0 P: 4	R: 3 E: 0 K: 0 S: 6	H: 4 LOB: 0 BB: 0 P: 6	R: 0 E: 0 K: 2 S: 8	H: 1 LOB: 1 BB: 0 P: 8	R: 0 E: 0 K: 0 S: 2	H: 0 LOB: 0 BB: 1 P: 6	R: 2 E: 0 K: 1 S: 7	H: 2 LOB: 2 BB: 2 P: 15	R: 0 E: 0 K: 0 S: 3	H: 0 LOB: 0 BB: 0 P: 3	R: 0 E: 0 K: 3 S: 11	H: 2 LOB: 3 BB: 1 P: 15	1B: 6 2B: 2 3B: 0 HR: 3	SF: 0 SAC: 0 DP: 2 HBP: 0	WP: 0 PB: 0 CS: 0	PA: 41	
PITCHER	IP WLS BF H R ER SO BB IBB HBP BLK WP HR S P ERA WHIP	IP WLS BF H R ER SO BB IBB HBP BLK WP HR S P ERA WHIP	IP WLS BF H R ER SO BB IBB HBP BLK WP HR S P ERA WHIP	IP WLS BF H R ER SO BB IBB HBP BLK WP HR S P ERA WHIP	IP WLS BF H R ER SO BB IBB HBP BLK WP HR S P ERA WHIP	IP WLS BF H R ER SO BB IBB HBP BLK WP HR S P ERA WHIP	IP WLS BF H R ER SO BB IBB HBP BLK WP HR S P ERA WHIP	IP WLS BF H R ER SO BB IBB HBP BLK WP HR S P ERA WHIP	IP WLS BF H R ER SO BB IBB HBP BLK WP HR S P ERA WHIP	IP WLS BF H R ER SO BB IBB HBP BLK WP HR S P ERA WHIP	IP WLS BF H R ER SO BB IBB HBP BLK WP HR S P ERA WHIP	IP WLS BF H R ER SO BB IBB HBP BLK WP HR S P ERA WHIP	IP WLS BF H R ER SO BB IBB HBP BLK WP HR S P ERA WHIP	IP WLS BF H R ER SO BB IBB HBP BLK WP HR S P ERA WHIP	IP WLS BF H R ER SO BB IBB HBP BLK WP HR S P ERA WHIP	IP WLS BF H R ER SO BB IBB HBP BLK WP HR S P ERA WHIP	IP WLS BF H R ER SO BB IBB HBP BLK WP HR S P ERA WHIP	IP WLS BF H R ER SO BB IBB HBP BLK WP HR S P ERA WHIP	IP WLS BF H R ER SO BB IBB HBP BLK WP HR S P ERA WHIP	IP WLS BF H R ER SO BB IBB HBP BLK WP HR S P ERA WHIP	IP WLS BF H R ER SO BB IBB HBP BLK WP HR S P ERA WHIP
Ron Darling, R ERA: 6.62 (1, 1)	6.2	29	8	6	6	4	3	0	0	0	0	0	0	0	0	0	8.10	1.650			
Doug Sisk, R ERA: 3.75 (7, 1)	1.1	6	1	0	0	0	1	0	0	0	0	0	0	5	9	0.00	1.500				
Jesse Orosco, L ERA: 5.23 (9, 1)	1.0	W	6	2	0	0	3	0	1	0	0	0	0	11	15	0.00	2.000				

Montreal Expos @ New York Mets
Shea Stadium, Flushing, NY
Fri May 01 1987, 7:05 PM EDT
Att: 28,808 - Unknown

AB 36
R 6
H 11
RBI 6
BB 5
SO 7
LOB 14



Batter	1	2	3	4	5	6	7	8	9	AB	R	H	RBI	BB	SO	LOB	BOTTOM				
Lenny Dykstra, L OBP: 0.338, SLG: 0.443 (1, 8)	0-0 F6		0-0 1B 2H 1B		0-3 K		0-0 6-3		0-0 F8	5	0	2	1	0	1	0					
Wally Backman, S OBP: 0.310, SLG: 0.283 Tim Teufel, R OBP: 0.486, SLG: 0.594 (1, 4) (9, PH)	0-0 HR 1B		0-0 6-3		0-0 K		0-0 6-3		0-0 HR	4	1	2	0	0	0	1					
Keith Hernandez, L OBP: 0.385, SLG: 0.494 (1, 3)	0-0 L6 1-2		4-0 BB		0-3 K		0-3 K			3	0	0	0	1	2	1					
Darryl Strawberry, L OBP: 0.375, SLG: 0.658 (1, 9)	0-0 HR		0-0 4-3		0-0 1B		0-0 F8			4	1	2	2	0	0	3					
Kevin McReynolds, R OBP: 0.384, SLG: 0.600 (1, 7)	0-0 1B		0-0 WP FC4 2B		0-0 F8		0-0 L8			4	1	2	0	0	0	1					
Howard Johnson, S OBP: 0.329, SLG: 0.373 (1, 6)	0-3 K		0-0 G3		0-0 4-3		0-0 1-3			4	0	0	0	0	1	3					
Dave Magadan, L OBP: 0.313, SLG: 0.714 (1, 5)		0-3 K	0-0 FC4 2B		0-0 F7		0-0 6-3			4	1	0	1	0	1	0					
Barry Lyons, R OBP: 0.333, SLG: 0.833 (1, 2)		0-0 HR	0-0 K		0-0 4-3		0-0 G1-6-3 1B			4	1	2	1	0	1	1					
Ron Darling, R OBP: 0.167, SLG: 0.333 Doug Sisk, R Mookie Wilson, S OBP: 0.404, SLG: 0.633 Jesse Orosco, R (1, 1) (7, 1) (8, PH) (9, 1)		0-0 F9	0-0 1B 2B		0-3 K		0-0 G1-6-3			3	1	1	1	0	1	0					
Inning Stats	R: 2 E: 0 K: 1 S: 8	H: 3 LOB: 1 BB: 0 P: 8	R: 1 E: 0 K: 1 S: 8	H: 3 LOB: 3 BB: 1 P: 12	R: 3 E: 0 K: 1 S: 9	H: 3 LOB: 1 BB: 0 P: 9	R: 0 E: 0 K: 1 S: 6	H: 1 LOB: 1 BB: 0 P: 6	R: 0 E: 0 K: 1 S: 5	H: 0 LOB: 0 BB: 0 P: 5	R: 0 E: 0 K: 2 S: 7	H: 0 LOB: 0 BB: 0 P: 7	R: 0 E: 0 K: 0 S: 3	H: 1 LOB: 0 BB: 0 P: 3	R: 0 E: 0 K: 0 S: 2	H: 1 LOB: 0 BB: 0 P: 2	1B: 7 2B: 2 3B: 0 HR: 3	SF: 0 SAC: 0 DP: 1 HBP: 0	WP: 1 PB: 0 CS: 0	PA: 38	
PITCHER	IP WLS BF H R ER SO BB IBB HBP BLK WP HR S P ERA WHIP	IP WLS BF H R ER SO BB IBB HBP BLK WP HR S P ERA WHIP	IP WLS BF H R ER SO BB IBB HBP BLK WP HR S P ERA WHIP	IP WLS BF H R ER SO BB IBB HBP BLK WP HR S P ERA WHIP	IP WLS BF H R ER SO BB IBB HBP BLK WP HR S P ERA WHIP	IP WLS BF H R ER SO BB IBB HBP BLK WP HR S P ERA WHIP	IP WLS BF H R ER SO BB IBB HBP BLK WP HR S P ERA WHIP	IP WLS BF H R ER SO BB IBB HBP BLK WP HR S P ERA WHIP	IP WLS BF H R ER SO BB IBB HBP BLK WP HR S P ERA WHIP	IP WLS BF H R ER SO BB IBB HBP BLK WP HR S P ERA WHIP	IP WLS BF H R ER SO BB IBB HBP BLK WP HR S P ERA WHIP	IP WLS BF H R ER SO BB IBB HBP BLK WP HR S P ERA WHIP	IP WLS BF H R ER SO BB IBB HBP BLK WP HR S P ERA WHIP	IP WLS BF H R ER SO BB IBB HBP BLK WP HR S P ERA WHIP	IP WLS BF H R ER SO BB IBB HBP BLK WP HR S P ERA WHIP	IP WLS BF H R ER SO BB IBB HBP BLK WP HR S P ERA WHIP	IP WLS BF H R ER SO BB IBB HBP BLK WP HR S P ERA WHIP	IP WLS BF H R ER SO BB IBB HBP BLK WP HR S P ERA WHIP	IP WLS BF H R ER SO BB IBB HBP BLK WP HR S P ERA WHIP	IP WLS BF H R ER SO BB IBB HBP BLK WP HR S P ERA WHIP	IP WLS BF H R ER SO BB IBB HBP BLK WP HR S P ERA WHIP
Bryn Smith, R ERA: 20.25 Andy McCaffigan, R ERA: 0.52 Randy St. Claire, R ERA: 3.73 Bob McClure, L ERA: 9.82 (1, 1) (3, 1) (7, 1) (9, 1)	2.2	18	2	0	0	4	0	0	0	0	0	20	20	0.00	0.600						
2.0	6	1	0	0	0	0	0	0	6	6	0.00	0.500									
0.1	L	2	1	1	1	0	0	0	1	2	2	27.00	3.000								

Montreal Expos @ New York Mets
Shea Stadium, Flushing, NY
Fri May 01 1987, 7:05 PM EDT
Att: 28,808 - Unknown

AB 37
R 7
H 12
RBI 7
BB 1
SO 7
LOB 11




Batter	1	2	3	4	5	6	7	8	9	10	AB	R	H	RBI	BB	SO	LOB								
Casey Candaele, S OBP: 0.415, SLG: 0.371 (1.8, 9.6)	4-0 CS BB	0-0 4-3		0-0 4-3		0-0 F4		0-0 6-3		0-0 1B HR 1B	5	1	1	0	1	0	3								
Mitch Webster, S OBP: 0.348, SLG: 0.378 (1.9, 8.1)	0-0 F7		0-0 F9	0-0 F7		0-0 E1 1B		0-0 F8		0-0 1B HR 1B	5	0	0	0	0	0	1								
Lary Sorensen, R OBP: 0.219, SLG: 0.233 (8.1, 9.8)	1-2		1-2			3-H 1-2 1B FC6 1B				1-2 2-3 1B HR 1B	5	3	4	4	1	0	0								
Tim Raines, S OBP: 0.833, SLG: 1.800 (1.7, 1.5)	0-0 3B		4-0 1B BB		0-0 4-3		0-0 1B FC6 1B		0-0 1B 6-3 1B	1-H 2-H 3-H HR 1B	6	1	2	0	0	0	4								
Tim Wallach, R OBP: 0.324, SLG: 0.406 (1.5, 1.3)	0-0 F9		0-0 F7		0-0 1B		0-0 1B FC6 1B		0-0 1B 6-3 1B	0-0 6-3 1B FC4-6 1B	6	3	4	2	0	0	2								
Andres Galaraga, R OBP: 0.376, SLG: 0.451 (1.3, 7.2)		0-0 1B 2B	0-0 1B BLK		0-0 F9		0-0 1B G6-4-3 1B		0-0 1B 5-3 1B	0-0 1B FC4-6 1B	3	0	2	1	0	0	1								
John Stefero, L OBP: 0.273, SLG: 0.323 (7.2, 7.2)		0-0 F4	0-0 1B		0-0 1B		0-0 1B G6-4-3 1B		0-0 1B 5-3 1B	0-0 1B FC4-6 1B	3	0	1	0	0	0	2								
Mike Fitzgerald, R OBP: 0.292, SLG: 0.435 (7.2, 1.4)		0-0 F4	0-0 1B		0-0 1B		0-0 1B G6-4-3 1B		0-0 1B 5-3 1B	0-0 1B FC4-6 1B	4	0	2	1	2	0	3								
Vance Law, R OBP: 0.337, SLG: 0.475 (1.4, 1.6)		0-0 1B 2B	0-0 1B BB		0-0 F9		0-0 1B G6-4-3 1B		0-0 1B 5-3 1B	0-0 1B FC4-6 1B	4	1	2	1	0	0	3								
Tom Foley, L OBP: 0.327, SLG: 0.386 (9.9, 9.9)		0-0 1B 2B	0-0 1B BB		0-0 F2		0-0 1B G6-4-3 1B		0-0 1B 5-3 1B	0-0 1B FC4-6 1B	1	0	0	0	0	1	1								
Dave Engle, R OBP: 0.291, SLG: 0.324 (9.9, 9.1)		0-0 1B 2B	0-0 1B BB		0-0 F2		0-0 1B G6-4-3 1B		0-0 1B 5-3 1B	0-0 1B FC4-6 1B	1	0	0	0	0	1	1								
Randy St. Claire, R OBP: 0.500, SLG: 0.500 (9.1, 10.1)		1-3 2-H 2B				B3-4 E 2B				0-0 K K	1	0	0	0	0	1	1								
Andy McGaffigan, R OBP: 0.500, SLG: 0.500 (10.1, 1.1)		1-3 2-H 2B				B3-4 E 2B				0-0 K K	0	0	0	0	0	0	0								
Neal Heaton, L OBP: 0.143, SLG: 0.143 (1.1, 8.9)		0-0 G3			0-0 1-3		0-0 1B G6-4-3 1B		0-0 1B 5-3 1B	0-0 1B FC4-6 1B	3	0	0	0	0	0	3								
Reid Nichols, R OBP: 0.376, SLG: 0.388 (8.9, 8.9)		0-0 G3			0-0 1-3		0-0 1B G6-4-3 1B		0-0 1B 5-3 1B	0-0 1B FC4-6 1B	2	1	1	0	0	0	0								
Inning Stats	R: 0 E: 0 K: 0 S: 3	H: 1 LOB: 1 BB: 1 P: 7	R: 1 E: 0 K: 0 S: 6	H: 3 LOB: 2 BB: 0 P: 6	R: 2 E: 0 K: 0 S: 5	H: 2 LOB: 2 BB: 2 P: 13	R: 0 E: 0 K: 0 S: 3	H: 0 LOB: 0 BB: 0 P: 3	R: 0 E: 0 K: 0 S: 5	H: 2 LOB: 2 BB: 0 P: 5	R: 1 E: 1 K: 0 S: 6	H: 2 LOB: 1 BB: 1 P: 6	R: 0 E: 0 K: 0 S: 3	H: 1 LOB: 1 BB: 1 P: 7	R: 0 E: 0 K: 0 S: 3	H: 0 LOB: 0 BB: 0 P: 3	R: 2 E: 1 K: 1 S: 8	H: 3 LOB: 1 BB: 0 P: 8	R: 5 E: 1 K: 1 S: 11	H: 6 LOB: 1 BB: 0 P: 11	1B: 16 2B: 2 3B: 1 HR: 1	SF: 0 SAC: 0 DP: 1 HBP: 0	WP: 0 PB: 0 SB: 1 CS: 1	PA: 53	
PITCHER	IP	WLS	BF	H	R	ER	SO	BB	IBB	HBP	BLK	WP	HR	S	P	ERA	WHIP								
David Cone, R ERA: 6.88 (1.1, 6.1)	5.0		25	8	3	3	0	3	0	0	1	0	0	22	34	5.40	2.200								
Terry Leach, R ERA: 0.87 (6.1, 7.1)	1.0		6	2	1	0	0	0	0	0	0	0	0	6	6	0.00	2.000								
Gene Walter, L ERA: 2.31 (7.1, 9.1)	2.0		8	2	1	1	0	1	0	0	0	0	0	7	11	4.50	1.500								
Doug Sisk, R ERA: 4.26 (9.1, 9.1)	0.2		4	2	1	1	0	0	0	0	0	0	0	4	4	13.50	3.000								
Jesse Orosco, L ERA: 8.18 (9.1, 9.1)	0.2	L	8	6	5	4	1	0	0	0	0	0	1	10	10	54.00	9.000								

Montreal Expos @ New York Mets
Shea Stadium, Flushing, NY
Sat May 02 1987, 3:33 AM EDT
Att: 37,235 - Unknown

TOP

livebaseballscorecards.com

AB 49
R 11
H 20
RBI 9
BB 4
SO 2
LOB 24




Batter	1	2	3	4	5	6	7	8	9	10	AB	R	H	RBI	BB	SO	LOB								
Mookie Wilson, S OBP: 0.397, SLG: 0.593 (1.8, 1.4)	0-0 G3		0-0 6-3	0-0 F8		0-0 K		4-0 IBB		0-0 5-3 1B 1B	5	0	1	0	1	1	3								
Tim Teufel, R OBP: 0.512, SLG: 0.657 (1.4, 8.4)	4-0 BLK BB		0-0 2B		0-0 6-3		0-0 3-1 2B		0-0 K	0-0 5-3 1B	3	0	2	1	1	0	0								
Wally Backman, S OBP: 0.317, SLG: 0.291 (8.4, 1.3)	0-3 K		3-H 2B		0-3 K		0-0 6-3		0-0 G3	0-0 5-3 1B	6	0	0	1	0	2	5								
Keith Hernandez, L OBP: 0.361, SLG: 0.458 (1.3, 1.2)	0-3 K		3-H 2B		0-3 K		0-0 6-3		0-0 G3	0-0 5-3 1B	6	0	0	1	0	2	5								
Gary Carter, R OBP: 0.275, SLG: 0.412 (1.2, 1.9)	0-0 F8		0-0 G3		0-0 4-3		0-0 3-1		0-0 FC1-4 1B	0-0 K	6	1	2	0	0	1	4								
Darryl Strawberry, L OBP: 0.397, SLG: 0.687 (1.9, 1.7)		0-0 G3		0-0 HR		0-0 SF8 1B		4-0 IBB		0-0 E6 FC1-4 1B	4	2	2	2	1	0	1								
Kevin McReynolds, R OBP: 0.359, SLG: 0.557 (1.7, 1.6)		0-0 1-3		0-0 F9		0-0 5-3		0-0 K		0-0 FC1-4	5	0	0	0	0	1	5								
Howard Johnson, S OBP: 0.333, SLG: 0.380 (1.6, 9.5)		0-3 K		0-0 K		0-0 1B 2B		4-0 1B BB		0-0 K	4	2	1	0	1	2	2								
Dave Magadan, L OBP: 0.400, SLG: 0.750 (1.5, 9.6)		0-0 SH1-4		0-0 SH1-4 1B		0-0 SH5-4 1B		0-0 SH5-4 BB		0-0 F9	2	1	2	2	1	0	0								
Al Pedrique, R OBP: 0.348, SLG: 0.452 (9.6, 1.1)		0-0 SH1-4		0-0 SH1-4 1B		0-0 SH5-4 1B		0-0 SH5-4 BB		0-0 F9	1	0	0	0	0	1	1								
David Cone, L ERA: 5.08 (1.1, 8.1)	5.2		27	8	6	6	4	2	0	1	0	0	0	9	13	0.00	0.750								
Terry Leach, R ERA: 1.76 (6.1, 8.1)	1.1		6	1	0	0	2	0	1	0	0	0	0	2	4	0.00	1.500								
Lee Mazzilli, S ERA: 0.384 (8.1, 8.1)	0.2		4	0	0	0	0	1	1	0	0	0	0	2	10	0.00	0.000								
Gene Walter, L ERA: 1.88 (7.1, 8.1)	2.0		8	2	1	1	0	1	0	0	0	0	0	4	4	0.00	0.000								
Doug Sisk, R ERA: 9.0 (9.1, 10.1)	0.2		4	2	1	1	0	0	0	0	0	0	0	4	4	0.00	0.000								
Jesse Orosco, L ERA: 8.18 (9.1, 9.1)	0.2		4	2	1	1	0	0	0	0	0	0	0	4	4	0.00	0.000								
Randy Myers, L ERA: 4.11 (10.1, 9.1)	1.0	W	8	4	1	1	1	0	0	0	0	0	0	10	10	9.00	4.000								
Inning Stats	R: 0 E: 0 K: 1 S: 5	H: 0 LOB: 1 BB: 1 P: 9	R: 0 E: 0 K: 1 S: 5	H: 0 LOB: 0 BB: 0 P: 5	R: 1 E: 0 K: 0 S: 5	H: 2 LOB: 1 BB: 0 P: 5	R: 3 E: 0 K: 1 S: 9	H: 4 LOB: 1 BB: 0 P: 9	R: 0 E: 0 K: 1 S: 5	H: 0 LOB: 0 BB: 0 P: 5	R: 2 E: 0 K: 1 S: 7	H: 2 LOB: 2 BB: 1 P: 11	R: 0 E: 0 K: 1 S: 6	H: 1 LOB: 2 BB: 2 P: 10	R: 0 E: 0 K: 1 S: 5	H: 0 LOB: 2 BB: 2 P: 13	R: 0 E: 1 K: 1 S: 7	H: 1 LOB: 2 BB: 0 P: 7	R: 1 E: 0 K: 1 S: 8	H: 3 LOB: 3 BB: 0 P: 8	1B: 8 2B: 4 3B: 0 HR: 1	SF: 1 SAC: 2 DP: 0 HBP: 0	WP: 0 PB: 0 SB: 3 CS: 0	PA: 49	
PITCHER	IP	WLS	BF	H	R	ER	SO	BB	IBB	HBP	BLK	WP	HR	S	P	ERA	WHIP								
Neal Heaton, L ERA: 5.08 (1.1, 8.1)	5.2		27	8	6	6	4	2	0	1	0	0	0	9	13	0.00	0.750								
Tim Burke, R ERA: 1.76 (6.1, 8.1)	1.1		6	1	0	0	2	0	1	0	0	0	0	2	4	0.00	1.500								
Lary Sorensen, R ERA: 1.88 (7.1, 8.1)	2.0		8	2	1	1	0	1	0	0	0	0	0	4	4	0.00	0.000								
Bob McClure, L ERA: 9.0 (9.1, 10.1)	0.2		4	2	1	1	0	0	0	0	0	0	0	4	4	0.00	0.000								
Randy St. Claire, R ERA: 4.11 (10.1, 9.1)	1.0	W	8	4	1	1	1	0	0	0	0	0	0	10	10	9.00	4.000								

Montreal Expos @ New York Mets
Shea Stadium, Flushing, NY
Sat May 02 1987, 3:33 AM EDT
Att: 37,235 - Unknown

BOTTOM

livebaseballscorecards.com

AB 41
R 7
H 13
RBI 7
BB 5
SO 9
LOB 23



Batter	1	2	3	4	5	6	7	8	9	AB	R	H	RBI	BB	SO	LOB	TOP			
Casey Candaele, S OBP: 0.407, SLG: 0.365	(1, 6) 0-3 K		X 0-0 FC6-4 1B		X 0-0 6-3			X 0-0 4-3		4	0	1	0	0	1	0				
Mitch Webster, S OBP: 0.333, SLG: 0.360	(1, 9) 0-0 5-3		X 0-3 K		X 0-0 5-3		X 0-0 F6		4	0	0	0	0	0	1	1				
Tim Raines, S OBP: 0.600, SLG: 1.444	(1, 7) 0-0 HR		X 0-0 FC6-4 1-2		X 0-3 K		X 0-3 K		4	1	1	1	1	0	2	1				
Tim Wallach, R OBP: 0.333, SLG: 0.411	(1, 5) 0-0 1B			X 0-0 F9		X 0-0 1B		X 0-0 6-3		4	0	2	0	0	0	0				
Andres Galarraga, R OBP: 0.394, SLG: 0.471 Herm Winningham, L OBP: 0.219, SLG: 0.233	(1, 3) (9, 8) 0-3 K 1-2			X 0-0 2B		X 4-0 2B BB		X 0-0 G6-3 1B		3	1	2	0	1	1	1				
Mike Fitzgerald, R OBP: 0.250, SLG: 0.370	(1, 2)	X 0-3 K		X 0-3 K		X 0-0 1-3 1-2		X 0-0 G6-3		4	0	0	0	0	2	3				
Vance Law, R OBP: 0.337, SLG: 0.482	(1, 4) (9, 3)	X 0-0 F9		X 0-0 4-3		X 0-0 2B		X 0-0 2B		3	0	1	1	0	0	1				
Reid Nichols, R OBP: 0.290, SLG: 0.286 Tom Foley, L OBP: 0.320, SLG: 0.378	(1, 8) (7, PH) (7, 6)	X 0-0 F8		X 0-0 F7		X 0-0 F8		X 0-0 F8		2	0	0	0	0	0	0				
Floyd Youmans, R OBP: 0.300, SLG: 0.700 Bob McClure, R Tim Burke, R	(1, 1) (5, 1) (7, 1)		X 0-0 F3		X 0-3 K		X 0-0 4-3		2	0	0	0	0	1	0					
Inning Stats	R: 1 E: 0 K: 2 S: 9	H: 2 LOB: 1 BB: 0 P: 9	R: 0 E: 0 K: 1 S: 5	H: 0 LOB: 0 BB: 0 P: 5	R: 0 E: 0 K: 1 S: 6	H: 1 LOB: 1 BB: 0 P: 6	R: 0 E: 0 K: 1 S: 6	H: 0 LOB: 0 BB: 0 P: 5	R: 0 E: 0 K: 1 S: 5	H: 1 LOB: 1 BB: 0 P: 5	R: 1 E: 0 K: 0 S: 4	H: 1 LOB: 1 BB: 1 P: 8	R: 0 E: 0 K: 1 S: 5	H: 0 LOB: 0 BB: 0 P: 3	R: 0 E: 0 K: 0 S: 3	H: 1 LOB: 0 BB: 0 P: 3	1B: 4 2B: 2 3B: 0 HR: 1	SF: 0 SAC: 0 DP: 1 HBP: 0	WP: 0 PB: 0 SB: 1 CS: 0	PA: 33
PITCHER	IP WLS BF H R ER SO BB IBB HBP BLK WP HR S P ERA WHIP	IP WLS BF H R ER SO BB IBB HBP BLK WP HR S P ERA WHIP	IP WLS BF H R ER SO BB IBB HBP BLK WP HR S P ERA WHIP	IP WLS BF H R ER SO BB IBB HBP BLK WP HR S P ERA WHIP	IP WLS BF H R ER SO BB IBB HBP BLK WP HR S P ERA WHIP	IP WLS BF H R ER SO BB IBB HBP BLK WP HR S P ERA WHIP	IP WLS BF H R ER SO BB IBB HBP BLK WP HR S P ERA WHIP	IP WLS BF H R ER SO BB IBB HBP BLK WP HR S P ERA WHIP	IP WLS BF H R ER SO BB IBB HBP BLK WP HR S P ERA WHIP	IP WLS BF H R ER SO BB IBB HBP BLK WP HR S P ERA WHIP	IP WLS BF H R ER SO BB IBB HBP BLK WP HR S P ERA WHIP	IP WLS BF H R ER SO BB IBB HBP BLK WP HR S P ERA WHIP	IP WLS BF H R ER SO BB IBB HBP BLK WP HR S P ERA WHIP	IP WLS BF H R ER SO BB IBB HBP BLK WP HR S P ERA WHIP	IP WLS BF H R ER SO BB IBB HBP BLK WP HR S P ERA WHIP	IP WLS BF H R ER SO BB IBB HBP BLK WP HR S P ERA WHIP	IP WLS BF H R ER SO BB IBB HBP BLK WP HR S P ERA WHIP			

Montreal Expos @ New York Mets
Shea Stadium, Flushing, NY
Sun May 03 1987, 3:33 AM EDT
Att: 30,759 - Unknown

AB	32
R	2
H	7
RBI	2
BB	1
SO	8
LOB	9



Batter	1	2	3	4	5	6	7	8	9	AB	R	H	RBI	BB	SO	LOB	BOTTOM					
Lenny Dykstra, L OBP: 0.370, SLG: 0.485 Doug Sisk, R	(1, 8) (8, 1) 0-0 F9		X 0-0 1B		X 0-0 1B		X 0-0 F9 2B		X 0-0 F7		4	0	3	0	0	0						
Lee Mazzilli, S OBP: 0.400, SLG: 0.333	(9, PH)		X 0-0 1B		X 0-0 1B		X 4-0 BB		X 0-0 6-3		3	0	2	0	0	0						
Wally Backman, S OBP: 0.333, SLG: 0.310 Tim Teufel, R OBP: 0.512, SLG: 0.639	(1, 4) (7, PH) (8, 4)	X 0-0 3-1		X 0-0 1B		X 0-0 1B		X 0-0 BB		X 0-0 1-2		1	0	0	1	0						
Keith Hernandez, L OBP: 0.353, SLG: 0.443	(1, 3)	X 0-0 1B		X 0-0 F8		X 0-0 F7		X 0-0 F9		X 0-0 4-3		5	0	1	0	0						
Gary Carter, R OBP: 0.274, SLG: 0.398	(1, 2)	X 0-3 K		X 0-3 K		X 4-0 1-2 BB		X 0-0 6-3		3	0	0	0	1	2	5						
Darryl Strawberry, L OBP: 0.381, SLG: 0.678	(1, 9)		X 0-3 K		X 0-0 2B		X 0-3 K		X 0-3 K		4	0	1	0	0	3						
Kevin McReynolds, R OBP: 0.341, SLG: 0.527	(1, 7)	X 0-0 F9		X 0-0 F8		X 0-0 F7		X 0-0 6-3		4	0	0	0	0	0	1						
Howard Johnson, S OBP: 0.341, SLG: 0.587	(1, 6)	X 0-0 1B		X 0-0 F6		X 0-0 5-3		X 0-0 1B		4	0	2	0	0	0	1						
Dave Magadan, L OBP: 0.375, SLG: 0.632	(1, 5)	X 0-0 F6		X 4-0 BB		X 0-0 F7		X 0-0 G3		3	0	0	0	1	0	2						
Bob Ojeda, L Terry Leach, R Mookie Wilson, S OBP: 0.400, SLG: 0.589	(1, 1) (6, 1) (7, PH) (8, 8)		X 0-0 F6		X 0-0 F8		X 0-0 F6		X 0-0 6-3 1B		2	0	0	0	0	0	2					
Inning Stats	R: 0 E: 0 K: 1 S: 6	H: 1 LOB: 1 BB: 0 P: 6	R: 0 E: 0 K: 1 S: 6	H: 1 LOB: 1 BB: 0 P: 6	R: 0 E: 0 K: 1 S: 7	H: 2 LOB: 2 BB: 0 P: 7	R: 0 E: 0 K: 0 S: 4	H: 1 LOB: 2 BB: 1 P: 8	R: 0 E: 0 K: 1 S: 6	H: 2 LOB: 2 BB: 1 P: 10	R: 0 E: 0 K: 0 S: 3	H: 0 LOB: 0 BB: 0 P: 3	R: 0 E: 0 K: 0 S: 4	H: 1 LOB: 2 BB: 1 P: 8	R: 0 E: 0 K: 1 S: 6	H: 1 LOB: 1 BB: 0 P: 6	R: 0 E: 0 K: 0 S: 4	H: 1 LOB: 1 BB: 0 P: 4	1B: 8 2B: 2 3B: 0 HR: 0	SF: 0 SAC: 0 DP: 0 HBP: 0	WP: 0 PB: 0 SB: 1 CS: 0	PA: 39
PITCHER	IP WLS BF H R ER SO BB IBB HBP BLK WP HR S P ERA WHIP	IP WLS BF H R ER SO BB IBB HBP BLK WP HR S P ERA WHIP	IP WLS BF H R ER SO BB IBB HBP BLK WP HR S P ERA WHIP	IP WLS BF H R ER SO BB IBB HBP BLK WP HR S P ERA WHIP	IP WLS BF H R ER SO BB IBB HBP BLK WP HR S P ERA WHIP	IP WLS BF H R ER SO BB IBB HBP BLK WP HR S P ERA WHIP	IP WLS BF H R ER SO BB IBB HBP BLK WP HR S P ERA WHIP	IP WLS BF H R ER SO BB IBB HBP BLK WP HR S P ERA WHIP	IP WLS BF H R ER SO BB IBB HBP BLK WP HR S P ERA WHIP	IP WLS BF H R ER SO BB IBB HBP BLK WP HR S P ERA WHIP	IP WLS BF H R ER SO BB IBB HBP BLK WP HR S P ERA WHIP	IP WLS BF H R ER SO BB IBB HBP BLK WP HR S P ERA WHIP	IP WLS BF H R ER SO BB IBB HBP BLK WP HR S P ERA WHIP	IP WLS BF H R ER SO BB IBB HBP BLK WP HR S P ERA WHIP	IP WLS BF H R ER SO BB IBB HBP BLK WP HR S P ERA WHIP	IP WLS BF H R ER SO BB IBB HBP BLK WP HR S P ERA WHIP	IP WLS BF H R ER SO BB IBB HBP BLK WP HR S P ERA WHIP					

Montreal Expos @ New York Mets
Shea Stadium, Flushing, NY
Sun May 03 1987, 3:33 AM EDT
Att: 30,759 - Unknown

AB	36
R	0
H	10
RBI	0
BB	3
SO	5
LOB	21



Batter	1	2	3	4	5	6	7	8	9	AB	R	H	RBI	BB	SO	LOB	TOP					
Casey Candaele, S (1.8) OBP: 0.396, SLG: 0.354	0-0 4-3		0-0 2B 1B	0-0 F8		0-0 1-3			0-0 6-3	5	1	1	0	0	0	0						
Mitch Webster, S (1.9) OBP: 0.347, SLG: 0.385	0-0 6-3		0-0 F9	0-0 S 1B			0-0 5-3 2B		0-0 HR 1B	5	1	3	0	0	0	1						
Tim Raines, S (1.7) OBP: 0.533, SLG: 1.154	4-0 HR BB		0-0 1-H SF8 2B	0-0 3-1			0-3 K		0-0 F9	4	2	1	1	1	1	3						
Tim Wallach, R (1.5) OBP: 0.349, SLG: 0.545	0-0 1-H HR		0-0 3-H SF8		0-0 HR		0-0 5-3		0-0 1-H HR	4	3	3	6	0	0	1						
John Stefero, L (1.2) OBP: 0.263, SLG: 0.306	0-0 3-1		0-0 BB HBP 1B		0-0 F4		0-0 F7		0-0 F7	5	0	1	0	0	0	1						
Razor Shines, S (1.3) OBP: 0.500, SLG: 0.333		0-0 S 1B	1-0 BB HBP		0-0 4-3				0-0 1-3	3	0	1	0	0	0	0						
Vance Law, R (1.4) OBP: 0.333, SLG: 0.465		0-3 K	4-0 1-2 BB		0-3 K				0-0 4-3	3	0	0	0	1	2	1						
Tom Foley, L (1.6) OBP: 0.315, SLG: 0.354		0-3 K	0-0 4-3			0-0 F8			4-0 FC6-4 BB	3	0	0	0	1	1	4						
Bob Sebra, R (1.1) OBP: 0.200, SLG: 0.111		0-3 K		0-3 K		0-0 1-3			0-0 FC6-4	2	0	0	0	0	2	1						
Lary Sorensen, R (5.1) Wallace Johnson, S (8. PH) Randy St. Claire, R (8.1) OBP: 0.188, SLG: 0.438 OBP: 0.500, SLG: 0.500										1	0	0	0	0	0	0						
										1	0	0	0	0	0	1						
										0	0	0	0	0	0	0						
Inning Stats	R: 2 E: 0 K: 0 S: 4	H: 1 LOB: 0 BB: 1 P: 8	R: 0 E: 0 K: 3 S: 10	H: 1 LOB: 1 BB: 0 P: 10	R: 2 E: 0 K: 0 S: 6	H: 3 LOB: 3 BB: 1 P: 11	R: 0 E: 0 K: 1 S: 6	H: 1 LOB: 1 BB: 0 P: 6	R: 1 E: 0 K: 1 S: 6	H: 1 LOB: 0 BB: 0 P: 6	R: 0 E: 0 K: 1 S: 6	H: 1 LOB: 1 BB: 0 P: 6	R: 0 E: 0 K: 0 S: 3	H: 0 LOB: 0 BB: 0 P: 3	R: 0 E: 0 K: 0 S: 3	H: 0 LOB: 1 BB: 1 P: 7	R: 2 E: 0 K: 0 S: 5	H: 2 LOB: 0 BB: 0 P: 5	1B: 5 2B: 2 3B: 0 HR: 3	SF: 1 SAC: 0 DP: 0 HBP: 1	WP: 0 PB: 0 SB: 3 CS: 0	PA: 41
PITCHER	IP WLS BF H R ER SO BB IBB HBP BLK WP HR S P ERA WHIP	IP WLS BF H R ER SO BB IBB HBP BLK WP HR S P ERA WHIP																				
David Palmer, R (1.1) ERA: 3.92	5.0 W 25 7 5 5 5 2 0 0 0 0 2 32 41 9.00 1.800	4.0 S 16 3 2 2 1 1 0 0 0 0 1 17 21 4.50 1.000																				
Jim Acker, R (6.1) ERA: 4.57																						

Mon May 04 1987, 7:05 PM EDT
Att. 4,155 - Unknown

AB 36
R 7
H 10
RBI 7
BB 3
SO 6
LOB 13



Batter	1	2	3	4	5	6	7	8	9	AB	R	H	RBI	BB	SO	LOB	BOTTOM					
Dion James, L (1.8) OBP: 0.459, SLG: 0.548	0-0 1B 1B	0-0 2-H 1B		0-0 1-2 1B	0-0 3-H 2B		0-0 F8			5	1	4	1	0	0	1						
Ken Oberkfell, L (1.5) OBP: 0.437, SLG: 0.416	0-0 BB 1B SF9 1B		0-0 L6	0-3 K	0-0 4-3		0-0 4-3			5	1	1	0	0	1	4						
Gerald Perry, L (1.3) OBP: 0.259, SLG: 0.280	0-0 SF9 BB 1-2 3-H 1B		0-0 F5		0-0 E 1B	0-0 3-1		4-0 FC4 BB		4	1	2	1	1	0	0						
Dale Murphy, R (1.9) OBP: 0.455, SLG: 0.602	4-0 G4-6-3 BB		0-0 F9		4-0 E 2B BB	0-0 HR		0-3 K		3	2	1	1	2	1	1						
Ken Griffey, L (1.7) OBP: 0.419, SLG: 0.581	0-0 SF9			0-3 K	0-0 E1 2B 1B	0-0 1B		0-0 F7		3	1	1	1	0	1	1						
Gary Roenicke, R (7.7) OBP: 0.265, SLG: 0.111	2-3 3-H 1B				1-3 2-H 1B	0-0 1B		0-0 F7		1	0	0	0	0	0	1						
Rafael Ramirez, R (1.6) OBP: 0.320, SLG: 0.391	0-0 G4-6-3 1-2			4-0 HR BB	0-0 1B E 2B	0-0 F9		0-0 FC4		4	2	1	1	1	0	4						
Ozzie Virgil, R (1.2) OBP: 0.348, SLG: 0.533		4-0 SH2-4 1B BB		0-0 1-H HR	0-0 L8	0-0 F4				3	1	1	2	1	0	3						
Glenn Hubbard, R (1.4) OBP: 0.460, SLG: 0.418		0-3 K		0-0 F9	0-0 E 2B 1B		0-0 F7			4	1	1	1	0	1	1						
David Palmer, R (1.1) OBP: 0.267, SLG: 0.467		0-0 SH2-4		0-3 K	0-0 E4		0-0 E5			1	0	0	0	0	1	0						
Graig Nettles, L (5. PH) OBP: 0.350, SLG: 0.588				1-2 1B	1-3 3-H					1	0	0	1	0	0	1						
Jim Acker, R (6.1) ERA: 3.86										1	0	0	0	0	0	0						
Inning Stats	R: 2 E: 0 K: 0 S: 5	H: 3 LOB: 1 BB: 1 P: 9	R: 0 E: 0 K: 1 S: 5	H: 1 LOB: 2 BB: 1 P: 9	R: 0 E: 0 K: 0 S: 3	H: 0 LOB: 0 BB: 0 P: 3	R: 2 E: 0 K: 3 S: 12	H: 2 LOB: 2 BB: 1 P: 16	R: 5 E: 2 K: 0 S: 8	H: 4 LOB: 1 BB: 1 P: 12	R: 1 E: 0 K: 0 S: 5	H: 2 LOB: 1 BB: 0 P: 5	R: 0 E: 1 K: 0 S: 4	H: 0 LOB: 1 BB: 0 P: 4	R: 0 E: 0 K: 1 S: 5	H: 0 LOB: 1 BB: 1 P: 9	R: 0 E: 0 K: 1 S: 5	H: 0 LOB: 1 BB: 1 P: 9	1B: 8 2B: 2 3B: 0 HR: 2	SF: 1 SAC: 1 DP: 1 HBP: 0	WP: 1 PB: 0 SB: 1 CS: 0	PA: 42
PITCHER	IP WLS BF H R ER SO BB IBB HBP BLK WP HR S P ERA WHIP	IP WLS BF H R ER SO BB IBB HBP BLK WP HR S P ERA WHIP																				
Bob Sebra, R (1.1) ERA: 5.27	4.0 L 22 7 6 6 4 0 0 0 0 0 1 16 16 3.00 1.667	3.0 16 5 4 1 0 0 0 0 0 0 0 0 5 9 0.00 1.000																				
Lary Sorensen, R (5.1) ERA: 2.08																						
Randy St. Claire, R (8.1) ERA: 3.86																						

Mon May 04 1987, 7:05 PM EDT
Att. 4,155 - Unknown

AB 35
R 10
H 12
RBI 9
BB 5
SO 5
LOB 17



Batter	1	2	3	4	5	6	7	8	9	AB	R	H	RBI	BB	SO	LOB	TOP										
Casey Candaele, S OBP: 0.390, SLG: 0.368 (1, 8)	5-3	B2-3			K		SF8		CS	3	0	0	1	0	1	1											
Mitch Webster, S OBP: 0.336, SLG: 0.370 (1, 9)	B2-3		1B		F8		B3-4			4	1	1	1	0	0	0											
Tim Raines, S OBP: 0.542, SLG: 1.100 (1, 7)					K		3-1			4	0	2	1	0	1	0											
Tim Wallach, R OBP: 0.326, SLG: 0.500 (1, 5)	F8				K			F8		4	0	0	0	0	1	2											
Mike Fitzgerald, R OBP: 0.250, SLG: 0.333 (1, 2)		5-3	F7		5-3			G4-6-3 BB		3	0	0	0	1	0	1											
Wallace Johnson, S OBP: 0.211, SLG: 0.421 Tim Burke, R (6, 1)					6-3			G4-6-3		3	1	1	0	0	0	1											
Razor Shines, S OBP: 0.500, SLG: 0.333 Bob McClure, R (8, PH)	1B	E	4-3							0	0	0	0	0	0	0											
Randy St. Claire, R OBP: 0.500, SLG: 0.500 (9, 1)		1B								0	0	0	0	0	0	0											
Vance Law, R OBP: 0.356, SLG: 0.505 (6, 3)					5-3					3	2	2	1	1	0	0											
Tom Foley, L OBP: 0.290, SLG: 0.321 (1, 6)		FC3 WP			B1-3		E9 1B SF8		FC4-6 CS	4	1	0	0	0	0	2											
Bryn Smith, R OBP: 0.333, SLG: 0.333 Herm Winningham, L OBP: 0.229, SLG: 0.242 (1, 1)					5-3				F8	2	0	0	0	0	0	1											
										2	1	1	0	0	0	1											
Inning Stats	R: 0 E: 0 K: 0 S: 4	H: 1 LOB: 1 BB: 0 P: 4	R: 2 E: 1 K: 0 S: 6	H: 2 LOB: 1 BB: 0 P: 6	R: 1 E: 0 K: 0 S: 5	H: 2 LOB: 1 BB: 0 P: 5	R: 0 E: 0 K: 0 S: 3	H: 0 LOB: 0 BB: 0 P: 3	R: 0 E: 0 K: 1 S: 5	H: 0 LOB: 0 BB: 0 P: 7	R: 3 E: 1 K: 0 S: 6	H: 2 LOB: 0 BB: 0 P: 6	R: 0 E: 0 K: 0 S: 2	H: 0 LOB: 0 BB: 1 P: 6	R: 0 E: 0 K: 0 S: 2	H: 0 LOB: 0 BB: 1 P: 6	1B: 5 2B: 1 3B: 0 HR: 1	SF: 1 SAC: 0 DP: 1 HBP: 0	WP: 2 PB: 0 CS: 1	PA: 37							
PITCHER	IP	WLS	BF	H	R	ER	SO	BB	IBB	HBP	BLK	WP	HR	S	P	ERA	WHIP										
Randy O'Neal, R ERA: 4.11 (1, 1)	6.0	L	26	6	5	3	3	0	0	0	0	1	1	32	32	4.50	1.000										
Ed Olwine, L ERA: 5.06 (7, 1)	0.1		2	1	0	0	0	0	0	0	0	0	0	2	2	0.00	3.000										
Jeff Dedmon, R ERA: 5.54 (7, 1)	0.2		2	0	1	0	0	0	0	0	0	1	0	2	2	0.00	0.000										
Jim Acker, R ERA: 4.18 (8, 1)	2.0		6	0	0	0	0	2	0	0	0	0	0	4	12	0.00	1.000										

Montreal Expos @ Atlanta Braves
Atlanta-Fulton County Stadium, Atlanta, GA
Wed May 06 1987, 7:05 PM EDT
Att: 5,891 - Unknown

AB 33
R 6
H 7
RBI 4
BB 2
SO 3
LOB 10



Batter	1	2	3	4	5	6	7	8	9	AB	R	H	RBI	BB	SO	LOB	BOTTOM										
Dion James, L OBP: 0.442, SLG: 0.515 (1, 8)	K		K		G3			F7		4	0	0	0	0	2	1											
Ken Oberkfell, L OBP: 0.450, SLG: 0.427 (1, 5)				SH1-3 1B	K			F9		4	0	2	0	0	1	1											
Gerald Perry, L OBP: 0.273, SLG: 0.317 (1, 7)	K			SH1-3			F8			3	0	1	0	0	1	1											
Dale Murphy, R OBP: 0.433, SLG: 0.564 (1, 9)	F6			1-3			WP 1B		F9	4	0	1	0	0	0	3											
Graig Nettles, L OBP: 0.321, SLG: 0.458 (1, 3)			F9		4-3		F8			4	0	0	0	0	0	2											
Rafael Ramirez, R OBP: 0.301, SLG: 0.364 (1, 6)			F9		6-3		F8			4	0	1	0	0	0	1											
Ozzie Virgil, R OBP: 0.351, SLG: 0.500 (1, 2)			F9				F5 HR BB		F7	3	1	0	0	1	0	1											
Glenn Hubbard, R OBP: 0.444, SLG: 0.437 (1, 4)				4-3					4-3	4	1	1	2	0	0	1											
Randy O'Neal, R OBP: 0.231, SLG: 0.167 Ed Olwine, R (7, 1)					K					2	0	1	0	0	1	0											
Jeff Dedmon, L (7, 1)										0	0	0	0	0	0	0											
Darryl Motley, R (7, PH)							G3 1B			0	0	0	0	0	0	0											
Jim Acker, R (8, 1)										0	0	0	0	0	0	0											
Inning Stats	R: 0 E: 0 K: 2 S: 8	H: 1 LOB: 1 BB: 0 P: 8	R: 0 E: 0 K: 0 S: 3	H: 0 LOB: 0 BB: 0 P: 3	R: 0 E: 0 K: 2 S: 7	H: 0 LOB: 0 BB: 0 P: 7	R: 0 E: 0 K: 0 S: 4	H: 1 LOB: 1 BB: 0 P: 4	R: 2 E: 0 K: 1 S: 7	H: 2 LOB: 1 BB: 1 P: 11	R: 0 E: 0 K: 0 S: 4	H: 1 LOB: 1 BB: 0 P: 4	R: 0 E: 0 K: 0 S: 3	H: 0 LOB: 0 BB: 0 P: 3	R: 0 E: 0 K: 0 S: 4	H: 1 LOB: 1 BB: 0 P: 4	R: 0 E: 0 K: 0 S: 4	H: 1 LOB: 1 BB: 0 P: 4	1B: 5 2B: 1 3B: 0 HR: 1	SF: 0 SAC: 1 DP: 0 HBP: 0	WP: 1 PB: 0 CS: 0	PA: 35					
PITCHER	IP	WLS	BF	H	R	ER	SO	BB	IBB	HBP	BLK	WP	HR	S	P	ERA	WHIP										
Bryn Smith, R ERA: 9.39 (1, 1)	5.0	W	20	4	2	2	5	1	0	0	0	1	0	29	33	3.60	1.000										
Tim Burke, R ERA: 2.7 (6, 1)	2.0		7	1	0	0	0	0	0	0	0	1	0	7	7	0.00	0.500										
Bob McClure, L ERA: 6.0 (8, 1)	1.1		5	1	0	0	0	0	0	0	0	0	0	5	5	0.00	0.750										
Randy St. Claire, R ERA: 3.71 (9, 1)	0.2		3	1	0	0	0	0	0	0	0	0	0	3	3	0.00	1.500										

Montreal Expos @ Atlanta Braves
Atlanta-Fulton County Stadium, Atlanta, GA
Wed May 06 1987, 7:05 PM EDT
Att: 5,891 - Unknown

AB 33
R 2
H 7
RBI 2
BB 1
SO 5
LOB 11



Batter	1	2	3	4	5	6	7	8	9	AB	R	H	RBI	BB	SO	LOB	TOP			
Bill Doran, S OBP: 0.282, SLG: 0.366 (1,4)	6-3		P3			1-3		1B		4	0	1	1	0	0	0	Houston Astros @ Montreal Expos Olympic Stadium, Montreal, QB Fri May 08 1987, 7:05 PM EDT Att: 9,692 - Unknown			
Billy Hatcher, R OBP: 0.403, SLG: 0.536 (1,8)	F3			1-3		CS		1B		4	0	2	1	0	0					
Phil Garner, R OBP: 0.313, SLG: 0.492 (1,5)	HR			6-3		CS	F7	F4		4	1	1	1	0	0	2				
Glenn Davis, R OBP: 0.267, SLG: 0.389 (1,3)	4-3						4-3	K		4	0	1	0	0	1	2				
Kevin Bass, S OBP: 0.365, SLG: 0.495 (1,9)		5-3		5-3					1-3	3	0	0	0	1	0	1				
Jose Cruz, L OBP: 0.301, SLG: 0.365 (1,7)		1-3				K		G3		4	0	1	0	0	1	1				
Alan Ashby, S OBP: 0.350, SLG: 0.397 (1,2)			F8			L5		CI	FC4-6	3	1	0	0	0	0	1				
Bert Pena, R OBP: 0.231, SLG: 0.167 (1,6)			F8			6-3		F4	K	4	0	0	0	0	1	2				
Mike Scott, R OBP: 0.158, SLG: 0.059 (1,1)			K			6-3		1B		3	1	1	0	0	1	0				
Inning Stats	R: 1 E: 0 K: 0 S: 4	H: 1 LOB: 0 BB: 0 P: 4	R: 0 E: 0 K: 0 S: 3	H: 0 LOB: 0 BB: 0 P: 3	R: 0 E: 0 K: 1 S: 5	H: 0 LOB: 0 BB: 0 P: 5	R: 0 E: 0 K: 0 S: 4	H: 1 LOB: 1 BB: 0 P: 4	R: 0 E: 0 K: 1 S: 5	H: 0 LOB: 0 BB: 0 P: 5	R: 0 E: 0 K: 0 S: 3	H: 0 LOB: 1 BB: 1 P: 7	R: 0 E: 1 K: 1 S: 9	H: 3 LOB: 2 BB: 0 P: 9	R: 0 E: 0 K: 1 S: 6	H: 1 LOB: 1 BB: 0 P: 6	1B: 6 2B: 0 3B: 0 HR: 1	SF: 0 SAC: 0 DP: 0 HBP: 0	WP: 0 PB: 0 SB: 0 CS: 1	PA: 36
PITCHER	IP WLS BF H R ER SO BB IBB HBP BLK WP HR S P ERA WHIP																			
Neal Heaton, L ERA: 4.61 (1,1)	7.1 L 28 5 3 2 2 1 0 0 0 0 0 1 31 35 2.46 0.818																			
Andy McGaffigan, R ERA: 0.4 (8,1)	1.2 7 2 0 0 2 0 0 0 0 0 0 0 11 11 0.00 1.200																			

AB	33
R	3
H	7
RBI	3
BB	1
SO	4
LOB	9



Batter	1	2	3	4	5	6	7	8	9	AB	R	H	RBI	BB	SO	LOB	BOTTOM			
Casey Candaele, S OBP: 0.385, SLG: 0.385 (1,8)	K		F8			3B			4-3	4	0	1	0	0	1	1	Houston Astros @ Montreal Expos Olympic Stadium, Montreal, QB Fri May 08 1987, 7:05 PM EDT Att: 9,692 - Unknown			
Mitch Webster, S OBP: 0.325, SLG: 0.356 (1,9)	L4			K		6-3			K	4	0	0	0	0	2	1				
Tim Raines, S OBP: 0.464, SLG: 0.917 (1,7)	3-1			K		6-3			F8	4	0	0	0	0	1	0				
Tim Wallach, R OBP: 0.316, SLG: 0.483 (1,5)		K		5-3		K2-3				3	0	0	0	0	2	0				
Wallace Johnson, S OBP: 0.182, SLG: 0.364 (1,3)		K			4-3					3	0	0	0	0	2	0				
Andy McGaffigan, R ERA: 0.4 (8,1)		K				K				0	0	0	0	0	0	0				
John Stefero, L OBP: 0.261, SLG: 0.295 (1,2)		K			4-3			FC1-6	1B	3	0	1	0	0	1	0				
Vance Law, R OBP: 0.355, SLG: 0.495 (1,4)			K		K			FC1-6	BB	2	0	0	0	1	2	0				
Tom Foley, L OBP: 0.277, SLG: 0.305 (1,6)			1-3			F8		FC1-6	CS	3	0	0	0	0	0	2				
Neal Heaton, L OBP: 0.188, SLG: 0.133 (1,1)					4-0			1-2	2-3	1	0	0	0	1	0	0				
Andres Galarraga, R OBP: 0.389, SLG: 0.465 (8,3)						5-3		1-2	K	1	0	0	0	0	1	2				
Inning Stats	R: 0 E: 0 K: 1 S: 5	H: 0 LOB: 0 BB: 0 P: 5	R: 0 E: 0 K: 3 S: 9	H: 0 LOB: 0 BB: 0 P: 9	R: 0 E: 0 K: 1 S: 5	H: 0 LOB: 1 BB: 1 P: 9	R: 0 E: 0 K: 2 S: 7	H: 0 LOB: 0 BB: 0 P: 7	R: 0 E: 0 K: 1 S: 5	H: 0 LOB: 0 BB: 0 P: 5	R: 0 E: 0 K: 2 S: 7	H: 0 LOB: 0 BB: 0 P: 7	R: 0 E: 0 K: 1 S: 5	H: 1 LOB: 2 BB: 1 P: 9	R: 0 E: 0 K: 1 S: 5	H: 0 LOB: 0 BB: 0 P: 5	1B: 1 2B: 1 3B: 1 HR: 0	SF: 0 SAC: 0 DP: 1 HBP: 0	WP: 0 PB: 0 SB: 0 CS: 1	PA: 30
PITCHER	IP WLS BF H R ER SO BB IBB HBP BLK WP HR S P ERA WHIP																			
Mike Scott, R ERA: 2.17 (1,1)	9.0 W 30 2 0 0 12 2 0 0 0 0 0 0 52 60 0.00 0.444																			

AB	28
R	0
H	2
RBI	0
BB	2
SO	12
LOB	6



Batter	1	2	3	4	5	6	7	8	9	AB	R	H	RBI	BB	SO	LOB	TOP										
Bill Doran, S OBP: 0.281, SLG: 0.362 (1, 4)	F7		F7		F7		4-3			4	0	1	0	0	0	0	Houston Astros @ Montreal Expos Olympic Stadium, Montreal, QB Sat May 09 1987, 3:33 AM EDT Att: 12,590 - Unknown										
Billy Hatcher, R OBP: 0.398, SLG: 0.526 (1, 8)	F7		1B		5-3			F7		4	0	1	0	0	0	0											
Denny Walling, L OBP: 0.340, SLG: 0.458 (1, 5)	BB		K			2B		4-3		3	1	1	0	1	1	2											
Glenn Davis, R OBP: 0.258, SLG: 0.376 (1, 3)	K		K			L3		F3		4	0	0	0	0	2	4											
Kevin Bass, S OBP: 0.353, SLG: 0.477 (1, 9)		K	F7			4-3			5-3	4	0	0	0	0	1	3											
Jose Cruz, L OBP: 0.320, SLG: 0.386 (1, 7)	BB			K		2B			G4-6-3	3	0	2	1	1	1	0											
Mark Bailey, S OBP: 0.297, SLG: 0.242 (1, 2)	F5		K			K			G4-6-3	4	0	0	0	0	2	3											
Craig Reynolds, L OBP: 0.385, SLG: 0.357 (1, 6)	BB		K				F6			2	0	0	0	1	1	0											
Jim Deshaies, L OBP: 0.462, SLG: 0.125 (1, 1)					5-3					2	0	0	0	0	1	2											
Terry Puhl, L OBP: 0.303, SLG: 0.387 (7, PH)	K						G3			1	0	0	0	0	0	0											
Aurelio Lopez, R OBP: 0.303, SLG: 0.387 (7, 1)										0	0	0	0	0	0	0											
Inning Stats	R: 0 E: 0 K: 1 S: 5	H: 0 LOB: 1 BB: 1 P: 9	R: 0 E: 0 K: 2 S: 7	H: 0 LOB: 2 BB: 2 P: 15	R: 0 E: 0 K: 2 S: 9	H: 2 LOB: 0 BB: 0 P: 9	R: 0 E: 0 K: 3 S: 9	H: 0 LOB: 0 BB: 0 P: 9	R: 0 E: 0 K: 0 S: 3	H: 0 LOB: 0 BB: 0 P: 3	R: 1 E: 0 K: 0 S: 7	H: 2 LOB: 1 BB: 0 P: 7	R: 0 E: 0 K: 0 S: 3	H: 0 LOB: 0 BB: 0 P: 3	R: 0 E: 0 K: 0 S: 3	H: 1 LOB: 0 BB: 0 P: 3	1B: 3 2B: 2 3B: 0 HR: 0	SF: 0 SAC: 0 DP: 1 HBP: 0	WP: 0 PB: 0 SB: 0 CS: 0	PA: 34							
PITCHER	IP	WLS	BF	H	R	ER	SO	BB	IBB	HBP	BLK	WP	HR	S	P	ERA	WHIP										
Bob Sebra, R ERA: 4.46 (1, 1)	7.0	W	28	4	1	1	9	3	0	0	0	0	0	43	55	1.29	1.000										
Tim Burke, R ERA: 2.25 (8, 1)	2.0	S	6	1	0	0	0	0	0	0	0	0	0	6	6	0.00	0.500										

Batter	1	2	3	4	5	6	7	8	9	AB	R	H	RBI	BB	SO	LOB	BOTTOM										
Casey Candaele, S OBP: 0.380, SLG: 0.379 (1, 6)	F3		L6		F4		CS			4	0	1	0	0	0	0	Houston Astros @ Montreal Expos Olympic Stadium, Montreal, QB Sat May 09 1987, 3:33 AM EDT Att: 12,590 - Unknown										
Mitch Webster, S OBP: 0.322, SLG: 0.352 (1, 9)	K		CS		F7		CS		K	4	0	1	0	0	2	0											
Tim Raines, S OBP: 0.438, SLG: 0.821 (1, 7)	5-3		1B							4	0	1	0	0	0	0											
Tim Wallach, R OBP: 0.313, SLG: 0.484 (1, 5)		K	F5			K			2B	4	0	1	0	0	2	1											
Andres Galarraga, R OBP: 0.394, SLG: 0.461 (1, 3)	4-3				F3		1B			3	0	1	0	1	0	0											
Vance Law, R OBP: 0.369, SLG: 0.495 (1, 4)	1B	HR	BB			1B			BB	2	1	1	0	2	0	2											
Mike Fitzgerald, R OBP: 0.257, SLG: 0.333 (1, 2)	HR	1B			K				K	3	1	1	0	0	2	3											
Reid Nichols, R OBP: 0.294, SLG: 0.387 (1, 8)		HR			K					3	1	1	3	0	1	1											
Bob Sebra, R OBP: 0.167, SLG: 0.091 (1, 1)										2	0	0	0	0	1	0											
Razor Shines, S OBP: 0.444, SLG: 0.286 (7, PH)	4-3								F4	1	0	0	0	0	0	0											
Tim Burke, R ERA: 3.45 (8, 1)					K					0	0	0	0	0	0	0											
Inning Stats	R: 0 E: 0 K: 1 S: 5	H: 0 LOB: 0 BB: 0 P: 5	R: 3 E: 0 K: 1 S: 7	H: 2 LOB: 0 BB: 1 P: 11	R: 0 E: 0 K: 0 S: 4	H: 2 LOB: 1 BB: 0 P: 4	R: 0 E: 0 K: 2 S: 7	H: 0 LOB: 1 BB: 1 P: 11	R: 0 E: 0 K: 1 S: 5	H: 0 LOB: 0 BB: 0 P: 5	R: 0 E: 0 K: 2 S: 9	H: 2 LOB: 2 BB: 0 P: 9	R: 0 E: 0 K: 0 S: 3	H: 1 LOB: 0 BB: 0 P: 3	R: 0 E: 0 K: 1 S: 6	H: 1 LOB: 2 BB: 1 P: 10	1B: 6 2B: 1 3B: 0 HR: 1	SF: 0 SAC: 0 DP: 0 HBP: 0	WP: 0 PB: 0 SB: 0 CS: 2	PA: 34							
PITCHER	IP	WLS	BF	H	R	ER	SO	BB	IBB	HBP	BLK	WP	HR	S	P	ERA	WHIP										
Jim Deshaies, L ERA: 4.56 (1, 1)	6.0	L	25	6	3	3	7	2	0	0	0	0	0	1	37	4.50	1.333										
Aurelio Lopez, R ERA: 3.45 (7, 1)	2.0		8	2	0	0	1	1	0	0	0	0	0	9	13	0.00	1.500										

Batter	1	2	3	4	5	6	7	8	9	AB	R	H	RBI	BB	SO	LOB	TOP								
Bill Doran, S OBP: 0.280, SLG: 0.367 (1, 4)										4	1	1	0	0	1	0									
Billy Hatcher, R OBP: 0.394, SLG: 0.513 (1, 8)										3	0	0	0	1	2	0									
Craig Reynolds, L OBP: 0.391, SLG: 0.390 (1, 6)										3	0	2	1	0	0	0									
Denny Walling, L OBP: 0.333, SLG: 0.462 (1, 3)										4	0	1	0	0	2	4									
Kevin Bass, S OBP: 0.350, SLG: 0.470 (1, 9)										4	0	1	1	0	1	1									
Jose Cruz, L OBP: 0.317, SLG: 0.380 (1, 7)										4	0	1	0	0	1	0									
Alan Ashby, S OBP: 0.337, SLG: 0.382 Julio Solano, R OBP: 0.231, SLG: 0.167 (1, 2) (6, 1)										3	0	0	0	0	0	3									
Terry Puhl, L OBP: 0.294, SLG: 0.375 (9, PH)										0	0	0	0	0	0	0									
Phil Garner, R OBP: 0.300, SLG: 0.469 (1, 5)										3	0	0	0	0	2	0									
Danny Darwin, R OBP: 0.286, SLG: 0.500 Jim Pankovits, R OBP: 0.289, SLG: 0.235 Mark Bailey, S OBP: 0.289, SLG: 0.235 (1, 1) (6, PH) (6, 2)										1	0	0	0	0	1	0									
										0	1	0	0	1	0	0									
										1	0	0	0	0	1	0									
Inning Stats	R: 0 E: 0 K: 2 S: 8	H: 1 LOB: 1 BB: 0 P: 8	R: 0 E: 0 K: 2 S: 7	H: 0 LOB: 0 BB: 0 P: 7	R: 0 E: 0 K: 1 S: 5	H: 0 LOB: 0 BB: 0 P: 5	R: 0 E: 0 K: 1 S: 6	H: 1 LOB: 1 BB: 0 P: 6	R: 0 E: 0 K: 1 S: 5	H: 0 LOB: 0 BB: 0 P: 5	R: 2 E: 0 K: 1 S: 8	H: 3 LOB: 3 BB: 2 P: 16	R: 0 E: 0 K: 3 S: 9	H: 0 LOB: 0 BB: 0 P: 9	R: 0 E: 0 K: 0 S: 3	H: 1 LOB: 0 BB: 0 P: 3	R: 0 E: 0 K: 0 S: 3	H: 0 LOB: 0 BB: 0 P: 3	1B: 3 2B: 3 3B: 0 HR: 0	SF: 1 SAC: 0 DP: 1 HBP: 0	WP: 0 PB: 0 SB: 0 CS: 0	PA: 34			
PITCHER	IP	WLS	BF	H	R	ER	SO	BB	IBB	HBP	BLK	WP	HR	S	P	ERA	WHIP								
Jay Tibbs, R ERA: 4.45 (1, 1)	5.2	W	23	4	2	2	8	2	0	0	0	0	0	37	45	3.18	1.059								
Randy St. Claire, R ERA: 3.1 (6, 1)	3.1	S	11	2	0	0	3	0	0	0	0	0	0	17	17	0.00	0.600								

Houston Astros @ Montreal Expos
Olympic Stadium, Montreal, QB
Sun May 10 1987, 3:33 AM EDT
Att: 13,259 - Unknown

AB	31
R	2
H	6
RBI	2
BB	2
SO	11
LOB	8



Batter	1	2	3	4	5	6	7	8	9	AB	R	H	RBI	BB	SO	LOB	BOTTOM								
Casey Candaele, S OBP: 0.363, SLG: 0.360 (1, 8)										5	0	0	0	0	1	1									
Mitch Webster, S OBP: 0.344, SLG: 0.387 (1, 9)										3	2	3	0	1	0	0									
Tim Raines, S OBP: 0.472, SLG: 0.806 (1, 7)										3	2	2	2	1	1	1									
Tim Wallach, R OBP: 0.320, SLG: 0.485 (1, 5)										4	1	2	1	0	0	3									
Andres Galarraga, R OBP: 0.388, SLG: 0.467 (1, 3)										3	0	1	1	0	1	1									
Vance Law, R OBP: 0.374, SLG: 0.505 (1, 4)										4	0	2	1	0	1	1									
Mike Fitzgerald, R OBP: 0.231, SLG: 0.297 (1, 2)										4	0	0	0	0	2	4									
Tom Foley, L OBP: 0.275, SLG: 0.349 (1, 6)										4	1	1	1	0	1	2									
Jay Tibbs, R OBP: 0.278, SLG: 0.200 Randy St. Claire, R OBP: 0.250, SLG: 0.250 (1, 1) (6, 1)										2	0	1	0	0	0	0									
										2	0	0	0	0	0	0									
Inning Stats	R: 3 E: 0 K: 2 S: 12	H: 5 LOB: 2 BB: 0 P: 12	R: 0 E: 0 K: 0 S: 4	H: 1 LOB: 2 BB: 1 P: 8	R: 0 E: 0 K: 0 S: 3	H: 0 LOB: 0 BB: 0 P: 3	R: 0 E: 0 K: 0 S: 3	H: 1 LOB: 0 BB: 0 P: 3	R: 2 E: 0 K: 1 S: 7	H: 2 LOB: 1 BB: 1 P: 11	R: 1 E: 0 K: 2 S: 9	H: 2 LOB: 1 BB: 0 P: 9	R: 0 E: 0 K: 2 S: 8	H: 1 LOB: 1 BB: 0 P: 8	R: 0 E: 0 K: 0 S: 3	H: 0 LOB: 0 BB: 0 P: 3	1B: 7 2B: 5 3B: 0 HR: 1	SF: 1 SAC: 0 DP: 1 HBP: 0	WP: 1 PB: 0 SB: 4 CS: 0	PA: 37					
PITCHER	IP	WLS	BF	H	R	ER	SO	BB	IBB	HBP	BLK	WP	HR	S	P	ERA	WHIP								
Danny Darwin, R ERA: 3.32 (1, 1)	5.0	L	25	9	5	5	3	1	0	0	0	0	0	29	37	9.00	2.000								
Julio Solano, R ERA: 9.0 (6, 1)	3.0		12	3	1	1	4	0	0	0	0	0	1	20	20	3.00	1.000								

Houston Astros @ Montreal Expos
Olympic Stadium, Montreal, QB
Sun May 10 1987, 3:33 AM EDT
Att: 13,259 - Unknown

AB	34
R	6
H	12
RBI	6
BB	2
SO	7
LOB	13



Batter	1	2	3	4	5	6	7	8	9	10	AB	R	H	RBI	BB	SO	LOB	TOP						
Albert Hall, S OBP: 0.364, SLG: 0.500 (1, 8)											6	1	1	0	0	0	7	Atlanta Braves @ Montreal Expos Olympic Stadium, Montreal, QB Mon May 11 1987, 7:05 PM EDT Att: 9,653 - Unknown						
Ken Oberkfell, L OBP: 0.426, SLG: 0.407 (1, 5)											5	1	2	1	0	0	0							
Gerald Perry, L OBP: 0.250, SLG: 0.280 (1, 7)											5	0	0	0	0	2	2							
Dale Murphy, R OBP: 0.457, SLG: 0.655 (1, 9)											4	1	1	1	1	1	2							
Graig Nettles, L OBP: 0.333, SLG: 0.455 (1, 3)											5	0	1	1	0	1	1							
Rafael Ramirez, R OBP: 0.303, SLG: 0.348 (1, 6)											5	2	2	0	0	0	1							
Ozzie Virgil, R OBP: 0.367, SLG: 0.507 (8, PR)											2	1	1	0	2	0	0							
Bruce Benedict, R OBP: 0.263, SLG: 0.156 (8, 2)											0	0	0	0	0	0	0							
Glenn Hubbard, R OBP: 0.456, SLG: 0.446 (1, 4)											5	0	3	2	0	0	1							
Randy O'Neal, R OBP: 0.304, SLG: 0.154 (4, PR)											1	0	0	0	0	1	2							
Inning Stats	R: 1 E: 0 K: 1 S: 6	H: 2 LOB: 0 BB: 0 P: 6	R: 1 E: 0 K: 1 S: 8	H: 3 LOB: 2 BB: 0 P: 8	R: 0 E: 0 K: 1 S: 5	H: 0 LOB: 1 BB: 1 P: 9	R: 1 E: 1 K: 1 S: 5	H: 1 LOB: 1 BB: 0 P: 5	R: 0 E: 0 K: 1 S: 5	H: 0 LOB: 0 BB: 0 P: 5	R: 0 E: 0 K: 0 S: 3	H: 0 LOB: 0 BB: 1 P: 7	R: 0 E: 0 K: 0 S: 3	H: 0 LOB: 0 BB: 0 P: 3	R: 2 E: 0 K: 0 S: 7	H: 4 LOB: 3 BB: 1 P: 11	R: 1 E: 1 K: 1 S: 7	H: 2 LOB: 1 BB: 0 P: 7	R: 0 E: 0 K: 1 S: 6	H: 1 LOB: 1 BB: 0 P: 6	1B: 10 2B: 2 3B: 0 HR: 1	SF: 0 SAC: 0 DP: 1 HBP: 0	WP: 1 PB: 0 SB: 2 CS: 0	PA: 46
PITCHER	IP WLS BF H R ER SO BB IBB HBP BLK WP HR S P ERA WHIP	Bryn Smith, R ERA: 7.11	Tim Burke, R ERA: 1.93	Bob McClure, L ERA: 6.39	Andy McGaffigan, R ERA: 1.14	Lary Sorensen, R ERA: 1.93	PITCHER	IP WLS BF H R ER SO BB IBB HBP BLK WP HR S P ERA WHIP	Bryn Smith, R ERA: 7.11	Tim Burke, R ERA: 1.93	Bob McClure, L ERA: 6.39	Andy McGaffigan, R ERA: 1.14	Lary Sorensen, R ERA: 1.93											
Tom Foley, L OBP: 0.270, SLG: 0.338 (1, 6)											5	1	1	0	0	1	2	Atlanta Braves @ Montreal Expos Olympic Stadium, Montreal, QB Mon May 11 1987, 7:05 PM EDT Att: 9,653 - Unknown						
Mitch Webster, S OBP: 0.346, SLG: 0.383 (1, 9)											4	1	1	0	1	0	0							
Tim Raines, S OBP: 0.415, SLG: 0.694 (1, 7)											5	0	0	0	0	1	4							
Tim Wallach, R OBP: 0.324, SLG: 0.505 (1, 5)											4	1	1	2	0	0	1							
Andres Galaraga, R OBP: 0.393, SLG: 0.500 (1, 3)											4	2	2	2	0	1	1							
Vance Law, R OBP: 0.367, SLG: 0.510 (1, 4)											3	1	2	0	1	0	0							
Mike Fitzgerald, R OBP: 0.256, SLG: 0.300 (1, 2)											3	1	1	0	1	0	3							
Herm Winningham, L OBP: 0.231, SLG: 0.297 (9, 1)											4	0	1	3	0	0	3							
Bryn Smith, R OBP: 0.400, SLG: 0.600 (6, 1)											2	0	1	0	0	1	1							
Inning Stats	R: 0 E: 0 K: 0 S: 3	H: 0 LOB: 0 BB: 0 P: 3	R: 3 E: 0 K: 1 S: 7	H: 3 LOB: 0 BB: 1 P: 11	R: 0 E: 0 K: 0 S: 6	H: 3 LOB: 1 BB: 1 P: 10	R: 0 E: 0 K: 2 S: 9	H: 2 LOB: 2 BB: 0 P: 9	R: 0 E: 0 K: 0 S: 4	H: 1 LOB: 2 BB: 0 P: 5	R: 0 E: 0 K: 0 S: 5	H: 0 LOB: 0 BB: 0 P: 5	R: 0 E: 0 K: 1 S: 5	H: 0 LOB: 0 BB: 0 P: 5	R: 0 E: 0 K: 0 S: 2	H: 0 LOB: 0 BB: 1 P: 6	R: 0 E: 0 K: 0 S: 3		H: 1 LOB: 0 BB: 0 P: 3	R: 1 E: 0 K: 0 S: 2	H: 1 LOB: 0 BB: 0 P: 2	1B: 7 2B: 1 3B: 1 HR: 2	SF: 0 SAC: 0 DP: 1 HBP: 1	WP: 1 PB: 0 SB: 0 CS: 2
PITCHER	IP WLS BF H R ER SO BB IBB HBP BLK WP HR S P ERA WHIP	Randy O'Neal, R ERA: 5.35	Charlie Puleo, R ERA: 5.79	Jeff Dedmon, R ERA: 5.4	Jim Acker, R ERA: 3.99	PITCHER	IP WLS BF H R ER SO BB IBB HBP BLK WP HR S P ERA WHIP	Randy O'Neal, R ERA: 5.35	Charlie Puleo, R ERA: 5.79	Jeff Dedmon, R ERA: 5.4	Jim Acker, R ERA: 3.99													

AB	43
R	6
H	13
RBI	6
BB	3
SO	6
LOB	17

AB	36
R	7
H	11
RBI	7
BB	3
SO	5
LOB	15



Batter	1	2	3	4	5	6	7	8	9	AB	R	H	RBI	BB	SO	LOB	TOP					
Albert Hall, S OBP: 0.368, SLG: 0.500 (1, 8)										4	0	1	0	1	0	2						
Ken Oberkfell, L OBP: 0.416, SLG: 0.398 (1, 5)										5	0	1	0	0	0	3						
Gerald Perry, L OBP: 0.267, SLG: 0.274 (1, 7) (7, 3)										2	1	0	0	3	0	3						
Dale Murphy, R OBP: 0.448, SLG: 0.632 (1, 9)										4	0	0	0	1	3	4						
Graig Nettles, L OBP: 0.349, SLG: 0.444 Gary Roenicke, R OBP: 0.237, SLG: 0.097 (1, 3) (7, 7)										3	1	1	0	1	0	2						
Rafael Ramirez, R OBP: 0.311, SLG: 0.365 (1, 6)										4	1	2	1	0	0	2						
Ozzie Virgil, R OBP: 0.362, SLG: 0.532 (1, 2)										4	1	1	1	0	0	4						
Glenn Hubbard, R OBP: 0.450, SLG: 0.433 (1, 4)										3	1	0	0	1	1	0						
Zane Smith, L OBP: 0.211, SLG: 0.222 Jeff Dedmon, L OBP: 0.333, SLG: 0.333 (1, 1) (7, 1)										2	0	1	3	1	0	0						
										1	0	1	0	0	0	0						
Inning Stats	R: 0 E: 0 K: 1 S: 6	H: 1 LOB: 1 BB: 0 P: 6	R: 3 E: 0 K: 0 S: 6	H: 3 LOB: 2 BB: 2 P: 14	R: 0 E: 0 K: 1 S: 5	H: 0 LOB: 0 BB: 0 P: 5	R: 1 E: 0 K: 1 S: 6	H: 1 LOB: 0 BB: 0 P: 6	R: 1 E: 0 K: 0 S: 4	H: 1 LOB: 2 BB: 2 P: 12	R: 0 E: 0 K: 0 S: 2	H: 0 LOB: 0 BB: 1 P: 6	R: 0 E: 0 K: 0 S: 3	H: 0 LOB: 2 BB: 2 P: 11	R: 0 E: 0 K: 0 S: 4	H: 1 LOB: 1 BB: 0 P: 4	R: 0 E: 0 K: 1 S: 5	H: 1 LOB: 1 BB: 1 P: 9	1B: 4 2B: 3 3B: 0 HR: 1	SF: 0 SAC: 0 DP: 1 HBP: 0	WP: 0 PB: 0 SB: 1 CS: 1	PA: 42
PITCHER	IP WLS BF H R ER SO BB IBB HBP BLK WP HR S P ERA WHIP																					
Ubaldo Heredia, R ERA: 9.0 Jay Tibbs, R ERA: 4.44 Bob McClure, L ERA: 5.93 Lary Sorensen, R ERA: 1.74 (1, 1) (5, 1) (7, 1) (8, 1)	4.0 2.0 1.0 2.0	L 9 5 8	19 1 0 2	5 1 0 2	4 1 0 0	4 1 0 0	3 0 0 1	3 2 0 0	1 0 0 1	1 1 0 0	0 0 0 0	0 0 0 0	0 0 0 0	0 6 11 9	31 18 13 0	9.00 4.50 0.00 0.00	1.500 1.500 2.000 1.500					

Atlanta Braves @ Montreal Expos
Olympic Stadium, Montreal, QB
Tue May 12 1987, 7:05 PM EDT
Att: 9,522 - Unknown

AB 33
R 5
H 8
RBI 5
BB 8
SO 4
LOB 22



Batter	1	2	3	4	5	6	7	8	9	AB	R	H	RBI	BB	SO	LOB	BOTTOM					
Casey Candaele, S OBP: 0.370, SLG: 0.368 (1, 6)										5	1	2	0	0	0	0						
Mitch Webster, S OBP: 0.348, SLG: 0.378 (1, 9)										4	0	1	0	1	1	3						
Tim Raines, S OBP: 0.435, SLG: 0.675 (1, 7)										4	1	2	0	1	1	2						
Tim Wallach, R OBP: 0.327, SLG: 0.495 (1, 5)										4	0	1	1	1	1	5						
Andres Galarraga, R OBP: 0.402, SLG: 0.495 (1, 3)										3	0	1	1	2	0	2						
Vance Law, R OBP: 0.374, SLG: 0.491 (1, 4)										4	0	0	0	0	1	8						
Reid Nichols, R OBP: 0.297, SLG: 0.412 Razor Shines, S OBP: 0.400, SLG: 0.250 Lary Sorensen, R (1, 8) (7, PH) (8, 1)										3	0	1	0	0	1	0						
Mike Fitzgerald, R OBP: 0.255, SLG: 0.279 (1, 2)										3	0	0	0	1	0	0						
Ubaldo Heredia, R Dave Engle, R Jay Tibbs, R Wallace Johnson, S Bob McClure, R Herm Wittingham, L (1, 1) (4, PH) (5, 1) (6, PH) (7, 1) (8, 8)										1	0	0	0	0	1	0						
Inning Stats	R: 0 E: 0 K: 0 S: 4	H: 1 LOB: 3 BB: 2 P: 12	R: 0 E: 0 K: 1 S: 5	H: 0 LOB: 0 BB: 0 P: 5	R: 0 E: 0 K: 1 S: 6	H: 1 LOB: 2 BB: 1 P: 10	R: 0 E: 0 K: 1 S: 5	H: 1 LOB: 1 BB: 1 P: 9	R: 0 E: 1 K: 1 S: 6	H: 0 LOB: 3 BB: 2 P: 14	R: 0 E: 0 K: 1 S: 5	H: 0 LOB: 0 BB: 0 P: 5	R: 2 E: 1 K: 0 S: 7	H: 3 LOB: 2 BB: 0 P: 7	R: 0 E: 0 K: 1 S: 6	H: 1 LOB: 1 BB: 0 P: 6	R: 0 E: 0 K: 0 S: 3	H: 1 LOB: 0 BB: 0 P: 3	1B: 7 2B: 1 3B: 0 HR: 0	SF: 0 SAC: 0 DP: 2 HBP: 0	WP: 0 PB: 0 SB: 0 CS: 0	PA: 41
PITCHER	IP WLS BF H R ER SO BB IBB HBP BLK WP HR S P ERA WHIP																					
Zane Smith, L ERA: 2.89 Jeff Dedmon, R ERA: 4.59 (1, 1) (7, 1)	6.1 2.2	W S	32 9	6 2	0 0	1 0	5 1	5 0	0 0	0 0	0 0	0 0	0 0	0 11	11 11	0.00 0.750	1.42 1.737					

Atlanta Braves @ Montreal Expos
Olympic Stadium, Montreal, QB
Tue May 12 1987, 7:05 PM EDT
Att: 9,522 - Unknown

AB 35
R 2
H 8
RBI 2
BB 6
SO 6
LOB 24



Batter	1	2	3	4	5	6	7	8	9	AB	R	H	RBI	BB	SO	LOB	TOP								
Tracy Jones, R OBP: 0.403, SLG: 0.540 (1, 7)										5	1	4	4	0	0	0	Cincinnati Reds @ Montreal Expos Olympic Stadium, Montreal, QB Wed May 13, 1987, 7:05 PM EDT Att: 11,265 - Unknown								
Barry Larkin, R OBP: 0.278, SLG: 0.412 (1, 6)										5	2	1	2	0	0	2									
Dave Parker, L OBP: 0.306, SLG: 0.518 (1, 9)										5	2	2	0	0	2	0									
Eric Davis, R OBP: 0.437, SLG: 0.831 (1, 8)										5	1	1	2	0	2	0									
Bo Diaz, R OBP: 0.306, SLG: 0.371 (1, 2)										5	1	2	1	0	1	0									
Dave Concepcion, R OBP: 0.370, SLG: 0.333 (1, 3)										4	1	0	0	1	0	2									
Kurt Stillwell, S OBP: 0.374, SLG: 0.412 (1, 5)										3	2	1	0	1	0	0									
Ron Oester, S OBP: 0.313, SLG: 0.347 (1, 4)										3	1	0	0	1	1	1									
Tom Browning, L OBP: 0.231, SLG: 0.091 (7, PH)										2	0	0	0	0	1	0									
Lloyd McClendon, R OBP: 0.267, SLG: 0.357 (7, PH)										1	1	1	1	0	0	0									
Ron Robinson, R (7, PH)										0	0	0	0	0	0	0									
Kal Daniels, L OBP: 0.378, SLG: 0.695 (8, PH)										1	0	0	0	0	1	3									
John Franco, L (8, 1)										0	0	0	0	0	0	0									
Inning Stats	R: 0 E: 0 K: 1 S: 5	H: 0 LOB: 0 BB: 0 P: 5	R: 0 E: 1 K: 1 S: 6	H: 1 LOB: 2 BB: 0 P: 6	R: 0 E: 0 K: 0 S: 4	H: 1 LOB: 1 BB: 0 P: 4	R: 2 E: 0 K: 0 S: 5	H: 3 LOB: 0 BB: 0 P: 5	R: 0 E: 0 K: 1 S: 6	H: 1 LOB: 1 BB: 0 P: 6	R: 1 E: 0 K: 2 S: 8	H: 1 LOB: 0 BB: 0 P: 8	R: 4 E: 1 K: 1 S: 9	H: 3 LOB: 0 BB: 0 P: 9	R: 3 E: 0 K: 2 S: 7	H: 1 LOB: 1 BB: 3 P: 19	R: 2 E: 1 K: 0 S: 5	H: 1 LOB: 0 BB: 0 P: 5	1B: 6 2B: 2 3B: 0 HR: 4	SF: 0 SAC: 0 DP: 1 HBP: 0	WP: 0 PB: 0 SB: 2 CS: 0	PA: 42			
PITCHER	IP	WLS	BF	H	R	ER	SO	BB	IBB	HBP	BLK	WP	HR	S	P	ERA	WHIP								
Neal Heaton, L ERA: 4.94 (1, 1)	6.1		28	9	6	5	6	0	0	0	0	0	2	40	40	7.11	1.421								
Randy St. Claire, R ERA: 4.64 (7, 1)	1.0	L	7	1	4	4	1	3	0	0	0	0	1	6	18	36.00	4.000								
Bob McClure, L ERA: 5.79 (8, 1)	0.1		1	0	0	0	1	0	0	0	0	0	0	3	3	0.00	0.000								
Andy McGaffigan, R ERA: 1.13 (8, 1)	0.1		1	1	0	0	0	0	0	0	0	0	0	1	1	0.00	3.000								
Lary Sorensen, R ERA: 2.98 (9, 1)	1.0		5	1	2	1	0	0	0	0	0	0	1	5	5	9.00	1.000								

Batter	1	2	3	4	5	6	7	8	9	AB	R	H	RBI	BB	SO	LOB	BOTTOM								
Casey Candaele, S OBP: 0.371, SLG: 0.378 (1, 6)										5	1	2	0	0	0	3	Cincinnati Reds @ Montreal Expos Olympic Stadium, Montreal, QB Wed May 13, 1987, 7:05 PM EDT Att: 11,265 - Unknown								
Mitch Webster, S OBP: 0.350, SLG: 0.411 (1, 9)										5	2	2	5	0	1	2									
Tim Raines, S OBP: 0.431, SLG: 0.667 (1, 7)										5	0	2	0	0	0	3									
Tim Wallach, R OBP: 0.314, SLG: 0.477 (1, 5)										4	0	0	1	0	1	4									
Andres Galarraga, R OBP: 0.397, SLG: 0.485 (1, 3)										4	0	1	0	0	0	0									
Vance Law, R OBP: 0.378, SLG: 0.495 (1, 4)										3	0	1	0	1	0	1									
Reid Nichols, R OBP: 0.293, SLG: 0.395 (1, 8)										4	1	1	0	0	0	3									
Mike Fitzgerald, R OBP: 0.275, SLG: 0.267 (1, 2)										2	1	0	0	2	1	2									
Neal Heaton, L OBP: 0.263, SLG: 0.222 (7, 1)										3	1	2	0	0	0	0									
Randy St. Claire, R OBP: 0.295, SLG: 0.250 (8, 1)										0	0	0	0	0	0	0									
Bob McClure, R OBP: 0.295, SLG: 0.250 (8, 1)										0	0	0	0	0	0	0									
Andy McGaffigan, R OBP: 0.295, SLG: 0.250 (8, 1)										0	0	0	0	0	0	0									
Dave Engle, R OBP: 0.295, SLG: 0.250 (8, PH)										1	0	0	0	0	1	1									
Lary Sorensen, R (9, 1)										0	0	0	0	0	0	0									
Inning Stats	R: 2 E: 0 K: 0 S: 5	H: 2 LOB: 0 BB: 0 P: 5	R: 4 E: 0 K: 0 S: 7	H: 4 LOB: 1 BB: 1 P: 11	R: 0 E: 0 K: 0 S: 4	H: 1 LOB: 1 BB: 0 P: 4	R: 0 E: 0 K: 0 S: 5	H: 2 LOB: 2 BB: 0 P: 5	R: 0 E: 0 K: 0 S: 2	H: 0 LOB: 1 BB: 2 P: 10	R: 0 E: 0 K: 0 S: 3	H: 0 LOB: 0 BB: 0 P: 3	R: 0 E: 0 K: 1 S: 6	H: 1 LOB: 1 BB: 0 P: 6	R: 0 E: 0 K: 2 S: 8	H: 1 LOB: 1 BB: 0 P: 8	1B: 6 2B: 4 3B: 0 HR: 1	SF: 1 SAC: 0 DP: 0 HBP: 0	WP: 0 PB: 0 SB: 0 CS: 0	PA: 41					
PITCHER	IP	WLS	BF	H	R	ER	SO	BB	IBB	HBP	BLK	WP	HR	S	P	ERA	WHIP								
Tom Browning, L ERA: 7.05 (1, 1)	6.0		29	9	6	6	0	2	1	0	0	0	0	26	38	9.00	1.833								
Ron Robinson, R ERA: 1.55 (7, 1)	1.0		3	0	0	0	0	0	0	0	0	0	0	3	3	0.00	0.000								
John Franco, L ERA: (8, 1)	2.0		8	2	0	0	3	0	0	0	0	0	0	14	14	0.00	1.000								

Batter	1	2	3	4	5	6	7	8	9	AB	R	H	RBI	BB	SO	LOB	TOP								
Kal Daniels, L OBP: 0.389, SLG: 0.684 (1, 7)										3	2	1	0	2	1	2	Cincinnati Reds @ Montreal Expos Olympic Stadium, Montreal, QB Thu May 14 1987, 7:05 PM EDT Att: 7,206 - Unknown								
Barry Larkin, R OBP: 0.266, SLG: 0.385 (1, 6)										5	0	1	1	0	0	2									
Dave Parker, L OBP: 0.309, SLG: 0.514 (1, 9)										5	2	2	0	0	2	2									
Eric Davis, R OBP: 0.436, SLG: 0.810 (1, 8)										3	2	0	0	2	2	2									
Kurt Stillwell, S OBP: 0.383, SLG: 0.434 (1, 5)										4	1	3	3	0	0	2									
Terry Francona, L OBP: 0.250, SLG: 0.244 (1, 3)										5	2	2	0	0	0	4									
Ron Oester, S OBP: 0.309, SLG: 0.350 (1, 4)										5	1	1	2	0	0	3									
Sal Butera, R OBP: 0.250, SLG: 0.455 (9, PH)										3	0	0	0	1	2	1									
Lloyd McClendon, R OBP: 0.313, SLG: 0.400 (9, PH)										1	0	1	2	0	0	0									
Bo Diaz, R OBP: 0.306, SLG: 0.371 (9, 2)										2	0	0	0	0	0	0									
Bill Gullickson, R OBP: 0.238, SLG: 0.412 (5, PH)										1	0	1	2	0	0	0									
Paul O'Neill, R OBP: 0.467, SLG: 0.800 (5, 1)										0	0	0	0	0	0	0									
Frank Williams, R OBP: 0.274, SLG: 0.348 (5, 1)										0	0	0	0	0	0	0									
Rob Murphy, L OBP: 0.297, SLG: 0.439 (5, 1)										0	0	0	0	0	0	0									
Tracy Jones, R OBP: 0.297, SLG: 0.531 (5, 1)										0	0	0	0	0	0	0									
Ron Robinson, R OBP: 0.265, SLG: 0.326 (5, 1)										0	0	0	0	0	0	0									
Dave Concepcion, R OBP: 0.265, SLG: 0.326 (5, PH)										0	0	0	0	0	0	0									
John Franco, L OBP: 0.265, SLG: 0.326 (5, 1)										0	0	0	0	0	0	0									
Inning Stats	R: 1 E: 0 K: 1 S: 6	H: 1 LOB: 2 BB: 2 P: 14	R: 0 E: 0 K: 1 S: 5	H: 0 LOB: 0 BB: 0 P: 5	R: 0 E: 0 K: 1 S: 5	H: 0 LOB: 1 BB: 1 P: 9	R: 0 E: 0 K: 1 S: 6	H: 1 LOB: 1 BB: 0 P: 6	R: 0 E: 0 K: 1 S: 5	H: 0 LOB: 0 BB: 0 P: 5	R: 3 E: 1 K: 1 S: 9	H: 3 LOB: 2 BB: 1 P: 13	R: 1 E: 0 K: 1 S: 7	H: 2 LOB: 1 BB: 0 P: 7	R: 0 E: 0 K: 0 S: 3	H: 0 LOB: 0 BB: 0 P: 3	R: 5 E: 0 K: 0 S: 8	H: 5 LOB: 1 BB: 1 P: 12	1B: 10 2B: 2 3B: 0 HR: 0	SF: 1 SAC: 0 DP: 0 HBP: 0	WP: 0 PB: 0 SB: 5 CS: 0	PA: 45			
PITCHER	IP	WLS	BF	H	R	ER	SO	BB	IBB	HBP	BLK	WP	HR	S	P	ERA	WHIP								
Bob Sebra, R ERA: 4.05 (1, 1)	5.2		26	4	4	1	6	4	0	0	1	0	0	34	50	1.59	1.412								
Tim Burke, R ERA: 1.88 (6, 1)	0.1		2	1	0	0	0	0	0	0	0	0	0	2	2	0.00	3.000								
Andy McGaffigan, R ERA: 2.25 (7, 1)	2.1		12	4	4	4	1	1	0	0	0	0	0	13	17	15.43	2.143								
Randy St. Claire, R ERA: 5.32 (9, 1)	0.2	L	5	3	2	2	0	0	0	0	0	0	0	5	5	27.00	4.500								

Batter	1	2	3	4	5	6	7	8	9	AB	R	H	RBI	BB	SO	LOB	BOTTOM								
Tom Foley, L OBP: 0.266, SLG: 0.342 (1, 6)										5	1	1	1	0	0	3	Cincinnati Reds @ Montreal Expos Olympic Stadium, Montreal, QB Thu May 14 1987, 7:05 PM EDT Att: 7,206 - Unknown								
Razor Shines, S OBP: 0.364, SLG: 0.222 (9, PH)										4	1	0	0	1	2	1									
Mitch Webster, S OBP: 0.345, SLG: 0.398 (1, 9)										3	1	1	1	2	0	0									
Tim Raines, S OBP: 0.446, SLG: 0.646 (1, 7)										5	1	2	2	0	0	2									
Tim Wallach, R OBP: 0.317, SLG: 0.474 (1, 5)										4	1	1	0	1	0	2									
Andres Galarraga, R OBP: 0.397, SLG: 0.477 (1, 3)										4	1	1	0	1	0	2									
John Stefro, L OBP: 0.285, SLG: 0.298 (1, 2)										3	1	1	0	0	0	3									
Mike Fitzgerald, R OBP: 0.283, SLG: 0.261 (7, PH)										1	0	0	0	1	0	0									
Vance Law, R OBP: 0.379, SLG: 0.500 (1, 4)										5	1	2	1	0	0	4									
Herm Winningham, L OBP: 0.273, SLG: 0.390 (1, 8)										3	2	2	2	1	0	1									
Casey Candaele, S OBP: 0.368, SLG: 0.375 (9, PH)										1	0	0	0	0	0	0									
Bob Sebra, R OBP: 0.214, SLG: 0.154 (5, 1)										2	0	1	0	0	1	0									
Tim Burke, R ERA: 1.88 (5, 1)										0	0	0	0	0	0	0									
Wallace Johnson, S OBP: 0.174, SLG: 0.348 (5, PH)										0	0	0	0	0	0	0									
Dave Engle, R ERA: 2.53 (7, 1)										1	0	1	2	0	0	0									
Andy McGaffigan, R ERA: 2.25 (7, 1)										0	0	0	0	0	0	0									
Randy St. Claire, R OBP: 0.265, SLG: 0.326 (5, PH)										0	0	0	0	0	0	0									
Reid Nichols, R OBP: 0.265, SLG: 0.410 (5, PH)										0	0	0	0	0	0	0									
Inning Stats	R: 0 E: 0 K: 1 S: 5	H: 0 LOB: 0 BB: 0 P: 5	R: 3 E: 0 K: 0 S: 7	H: 4 LOB: 1 BB: 0 P: 7	R: 1 E: 0 K: 0 S: 4	H: 1 LOB: 1 BB: 1 P: 8	R: 0 E: 0 K: 1 S: 5	H: 1 LOB: 0 BB: 0 P: 5	R: 0 E: 0 K: 0 S: 3	H: 0 LOB: 3 BB: 3 P: 15	R: 2 E: 0 K: 0 S: 6	H: 3 LOB: 2 BB: 1 P: 10	R: 0 E: 0 K: 0 S: 3	H: 0 LOB: 0 BB: 0 P: 10	R: 3 E: 1 K: 0 S: 6	H: 3 LOB: 1 BB: 1 P: 10	R: 0 E: 1 K: 0 S: 5	H: 1 LOB: 2 BB: 0 P: 5	1B: 10 2B: 2 3B: 0 HR: 1	SF: 0 SAC: 0 DP: 1 HBP: 0	WP: 0 PB: 0 SB: 4 CS: 0	PA: 46			
PITCHER	IP	WLS	BF	H	R	ER	SO	BB	IBB	HBP	BLK	WP	HR	S	P	ERA	WHIP								
Bill Gullickson, R ERA: 4.11 (1, 1)	5.0		21	6	4	4	3	1	0	0	0	0	0	4	8	27.00	3.000								
Frank Williams, R ERA: 2.53 (6, 1)	0.2		5	2	2	2	0	0	1	0	0	0	0	4	8	27.00	3.000								
Rob Murphy, L ERA: 1.29 (6, 1)	1.1		8	1	0	0	0	2	1	0	0	0	0	5	17	0.00	2.250								
Ron Robinson, R ERA: 2.4 (8, 1)	1.0	W	7	3	3	3	0	0	1	0	0	0	0	6	10	27.00	3.000								
John Franco, L ERA: 5.32 (9, 1)	1.0	S	5	1	0	0	0	0	0	0	0	0	0	5	5	0.00	1.000								



Batter	1	2	3	4	5	6	7	8	9	AB	R	H	RBI	BB	SO	LOB	TOP			
Steve Sax, R OBP: 0.316, SLG: 0.342 (1, 4)	0-0 4-3		0-0 5-3			0-0 HR 1B	4-0 BB			3	1	1	0	1	0	0				
Bill Madlock, R OBP: 0.321, SLG: 0.435 (1, 5)	0-0 F4			0-0 6-3		0-0 HR 1-H	0-0 1-6-3			4	1	1	2	0	0	3				
Ken Landreaux, L OBP: 0.349, SLG: 0.400 (1, 9)	0-0 4-3			0-0 F5		0-0 F8		0-0 4-3		4	0	0	0	0	0	0				
Pedro Guerrero, R OBP: 0.401, SLG: 0.643 Reggie Williams, R OBP: 0.333, SLG: 0.188 (1, 7) (8, 7)		0-3 K		0-0 1B		0-0 HR		0-3 K		4	1	2	1	0	2	0				
Mike Scioscia, L OBP: 0.392, SLG: 0.435 Alex Trevino, R OBP: 0.222, SLG: 0.235 (1, 2) (8, 2)		0-0 S 1B		0-0 1-3		0-0 G3		0-0 F7		4	0	1	0	0	0	1				
Franklin Stubbs, L OBP: 0.326, SLG: 0.492 (1, 3)		0-0 F9			0-0 F6		0-0 1B 2B		0-0 6-3	4	0	1	0	0	0	1				
Dave Anderson, R OBP: 0.208, SLG: 0.174 (1, 6)		0-0 4-3 1-2			0-0 4-3		0-0 BB 1B 2-3		0-0 E6 FC6-4	4	0	1	0	0	0	1				
Mike Ramsey, S OBP: 0.289, SLG: 0.298 Mickey Hatcher, R OBP: 0.326, SLG: 0.436 (1, 8) (9, PH)			0-3 K		0-3 K		0-3 K		0-0 FC6-4 1-2	3	0	0	0	0	3	2				
Bob Welch, R OBP: 0.143, SLG: 0.143 Tim Lincecum, R OBP: 0.333, SLG: 0.333 Tracy Woodson, R OBP: 0.326, SLG: 0.342 Brian Holton, R OBP: 0.307, SLG: 0.333 Ralph Bryant, L OBP: 0.490, SLG: 0.320 Tom Niedenfuer, R OBP: 0.276, SLG: 0.378 Mariano Duncan, R OBP: 0.201, SLG: 0.239 (1, 1) (5, 1) (6, PH) (6, 1) (7, PH) (7, 1) (8, 1) (9, PH)			0-0 6-3		0-0 5-3		0-0 F6		0-0 F9	1	0	0	0	0	0	0				
Inning Stats	R: 0 E: 0 K: 0 S: 3	H: 0 LOB: 0 BB: 0 P: 3	R: 0 E: 0 K: 1 S: 6	H: 1 LOB: 1 BB: 0 P: 6	R: 0 E: 0 K: 1 S: 5	H: 0 LOB: 0 BB: 0 P: 5	R: 0 E: 0 K: 0 S: 4	H: 1 LOB: 1 BB: 0 P: 4	R: 0 E: 0 K: 1 S: 5	H: 0 LOB: 0 BB: 0 P: 5	R: 3 E: 0 K: 0 S: 6	H: 3 LOB: 0 BB: 0 P: 6	R: 0 E: 0 K: 1 S: 7	H: 2 LOB: 3 BB: 1 P: 11	R: 0 E: 0 K: 1 S: 5	H: 0 LOB: 0 BB: 0 P: 5	1B: 4 2B: 1 3B: 0 HR: 2	SF: 0 SAC: 0 DP: 0 HBP: 0	WP: 0 PB: 0 SB: 1 CS: 0	PA: 36
PITCHER	IP WLS BF H R ER SO BB IBB HBP BLK WP HR S P ERA WHIP	IP WLS BF H R ER SO BB IBB HBP BLK WP HR S P ERA WHIP																		
Bryn Smith, R ERA: 6.05 (1, 1)	6.2 W 28 7 3 3 4	2.1 8 0 0 0 1																		
Lary Sorensen, R ERA: 1.89 (7, 1)	2.1 8 0 0 0 1	0 0 0 0 0 0																		

Los Angeles Dodgers @ Montreal Expos
Olympic Stadium, Montreal, QB
Sat May 16 1987, 7:05 PM EDT
Att: 14,534 - Unknown

AB 35
R 3
H 7
RBI 3
BB 1
SO 5
LOB 12



Batter	1	2	3	4	5	6	7	8	9	AB	R	H	RBI	BB	SO	LOB	BOTTOM			
Casey Candaele, S OBP: 0.370, SLG: 0.385 (1, 8) (5, 6)	0-3 K		0-0 F8	0-0 1-2 2-H 1B	0-0 F7		0-0 1B			5	0	2	1	0	1	1				
Mitch Webster, S OBP: 0.349, SLG: 0.397 (1, 9)	0-3 K		4-0 1B 2B BB	0-0 F7	0-0 4-3		0-0 F7			4	1	0	0	1	1	4				
Tim Raines, S OBP: 0.439, SLG: 0.632 (1, 7)	0-0 4-3		0-0 F7	0-0 4-3		0-0 2B		4-0 BB HBP 1-2-3 BB		4	2	1	0	1	0	3				
Tim Wallach, R OBP: 0.338, SLG: 0.504 (1, 5)		0-0 BB 2B 1B	0-0 2B 1B		0-0 1B E 2B	0-0 2B 2-H		1-0 1-2-3 BB HBP		4	3	4	1	0	0	0				
Andres Galarraga, R OBP: 0.412, SLG: 0.496 (1, 3)		4-0 2B B1-5 BB	0-0 1-H 2-H 2B		0-0 E 1B 1B	0-3 K		0-3 K		4	1	2	2	1	2	3				
Vance Law, R OBP: 0.387, SLG: 0.496 (1, 4)		0-0 1-3 2-H 2B	0-3 K		0-0 E6 E 1B 5-3	0-0 FC6-5-4		4-0 1-2-3 BB		4	1	1	2	1	1	3				
Tom Foley, L OBP: 0.272, SLG: 0.347 Herm Winningham, L OBP: 0.271, SLG: 0.378 (1, 6) (4, PR) (5, 8)		0-0 B1		0-0 S 1B 1B	0-0 E8 5-3 2B 1B	0-3 K		0-0 1-2-3 BB		2	0	1	0	0	0	2				
Mike Fitzgerald, R OBP: 0.290, SLG: 0.245 (1, 2)		4-0 IBB		0-0 F7	0-0 5-3		0-0 F9		0-3 K	4	0	0	1	1	1	4				
Bryn Smith, R OBP: 0.500, SLG: 0.714 Lary Sorensen, R ERA: 1.89 (1, 1) (7, 1)		0-0 B1-5		4-0 1B BB	0-0 F7 1-2 3-H	0-0 2B		0-3 K		2	0	1	1	1	0	3				
Inning Stats	R: 0 E: 0 K: 2 S: 7	H: 0 LOB: 0 BB: 0 P: 7	R: 1 E: 0 K: 0 S: 4	H: 2 LOB: 2 BB: 2 P: 12	R: 2 E: 0 K: 1 S: 7	H: 2 LOB: 1 BB: 1 P: 11	R: 1 E: 0 K: 0 S: 5	H: 2 LOB: 2 BB: 1 P: 9	R: 4 E: 2 K: 0 S: 8	H: 4 LOB: 1 BB: 0 P: 8	R: 1 E: 0 K: 2 S: 9	H: 2 LOB: 1 BB: 0 P: 9	R: 0 E: 0 K: 1 S: 6	H: 1 LOB: 1 BB: 0 P: 6	R: 1 E: 0 K: 2 S: 7	H: 0 LOB: 2 BB: 2 P: 16	1B: 7 2B: 7 3B: 0 HR: 0	SF: 0 SAC: 0 DP: 1 HBP: 1	WP: 0 PB: 0 SB: 1 CS: 0	PA: 44
PITCHER	IP WLS BF H R ER SO BB IBB HBP BLK WP HR S P ERA WHIP	IP WLS BF H R ER SO BB IBB HBP BLK WP HR S P ERA WHIP																		
Bob Welch, R ERA: 3.4 (1, 1)	4.0 L 24 5 2 1 0 0	1.0 5 2 1 0 0																		
Tim Lincecum, R ERA: 6.27 (5, 1)	1.0 5 2 1 0 0	0 0 0 0 0 0																		
Brian Holton, R ERA: 3.32 (6, 1)	1.0 5 2 1 1 2	0 0 0 0 0 0																		
Tom Niedenfuer, R ERA: 2.76 (7, 1)	1.2 9 1 1 1 2	2 0 1 0 0 0																		
Matt Young, L ERA: 7.43 (8, 1)	0.1 1 0 0 0 1	0 0 0 0 0 0																		

Los Angeles Dodgers @ Montreal Expos
Olympic Stadium, Montreal, QB
Sat May 16 1987, 7:05 PM EDT
Att: 14,534 - Unknown

AB 37
R 10
H 13
RBI 10
BB 6
SO 8
LOB 26



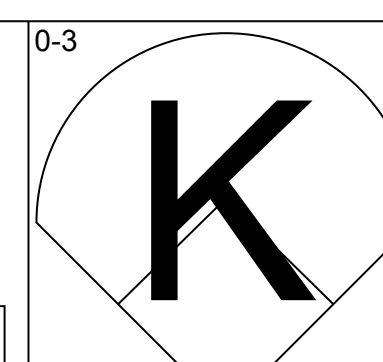
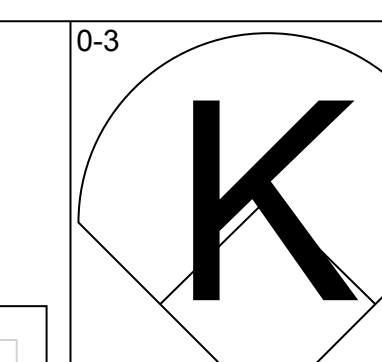
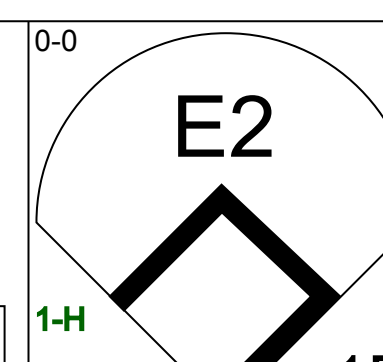
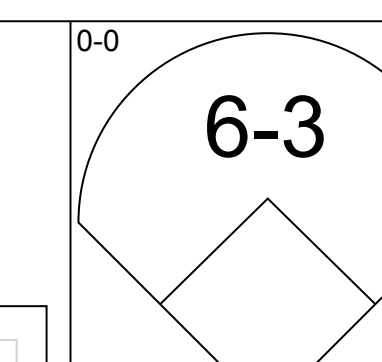
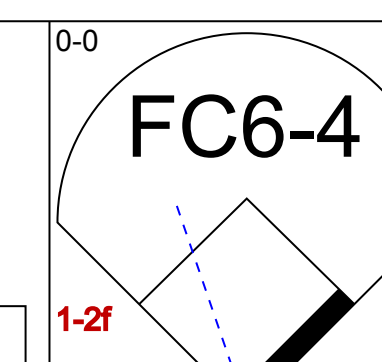
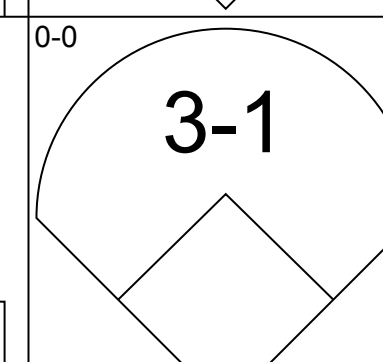
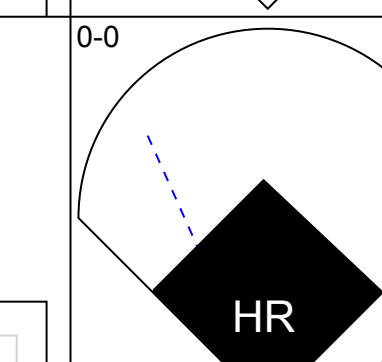
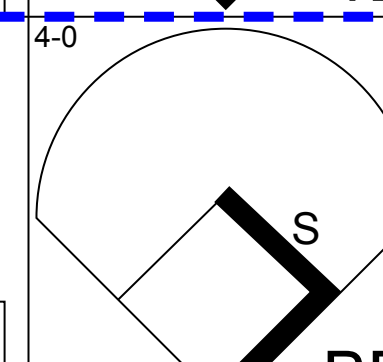
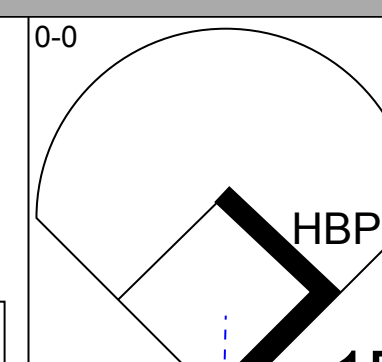
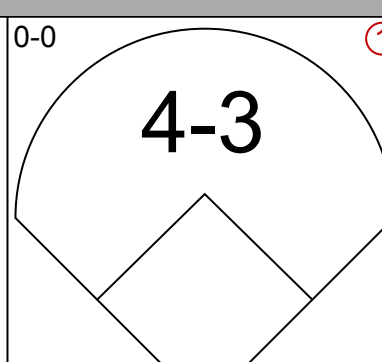
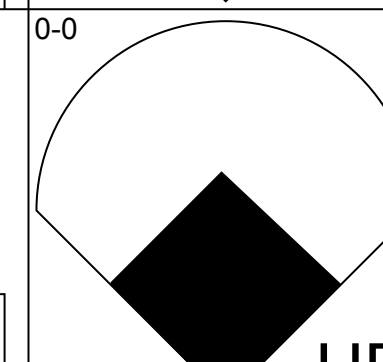
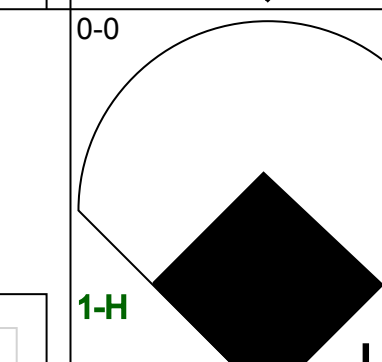
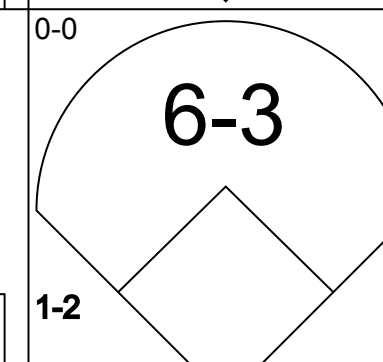
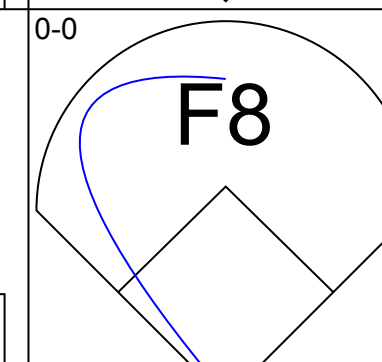
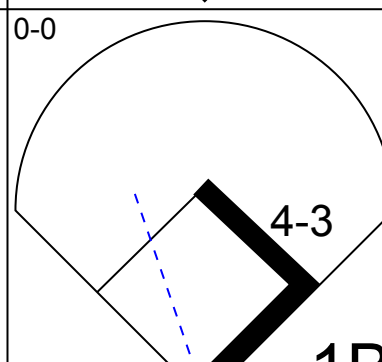
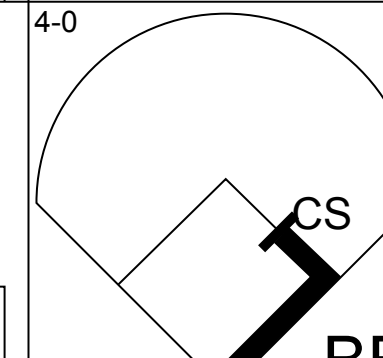
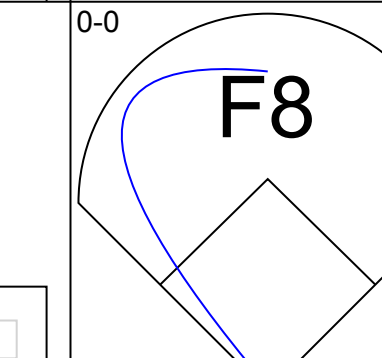
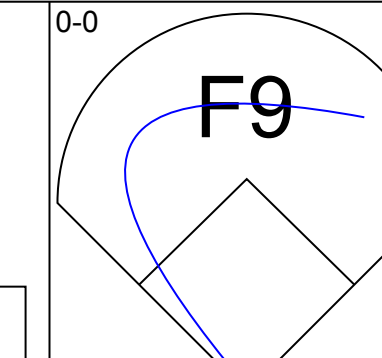
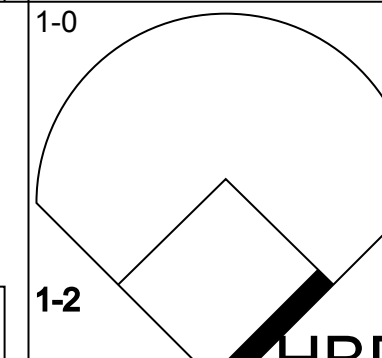
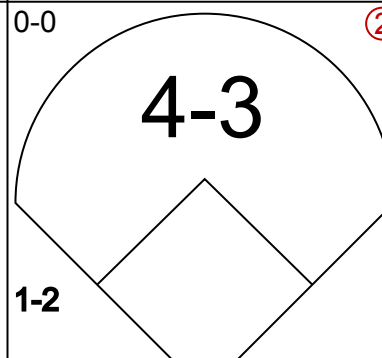
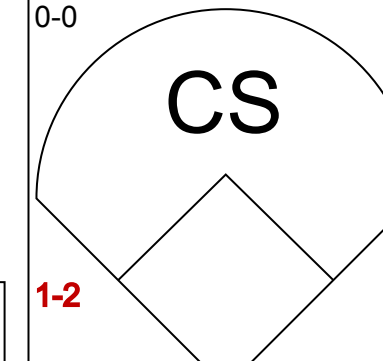
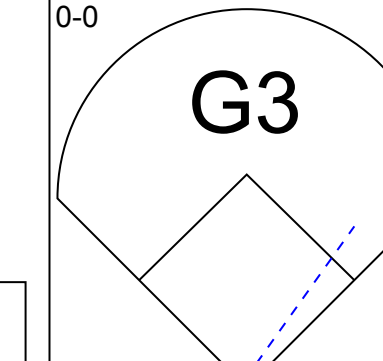
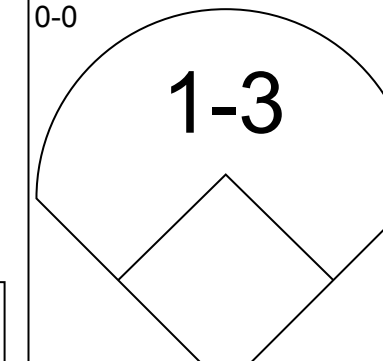
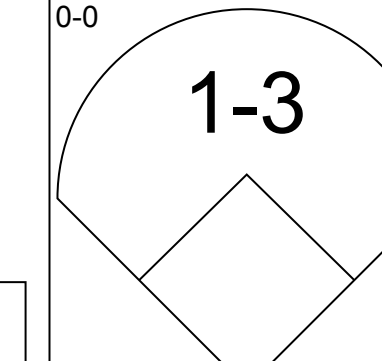
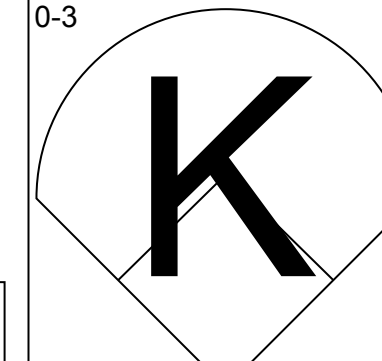
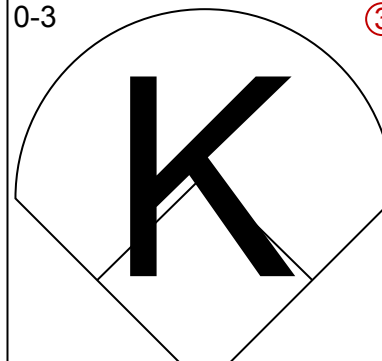
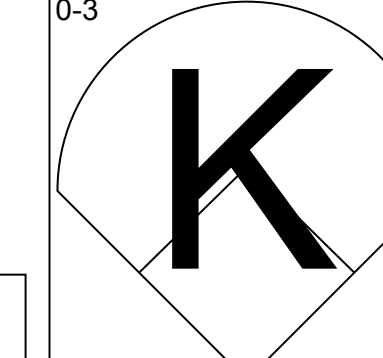
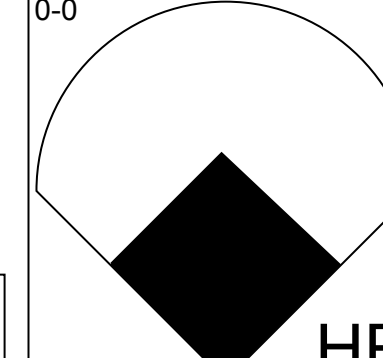
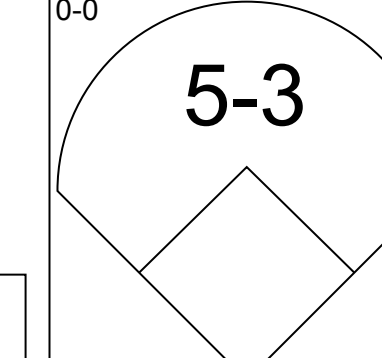
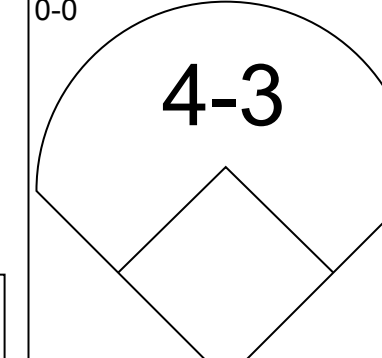
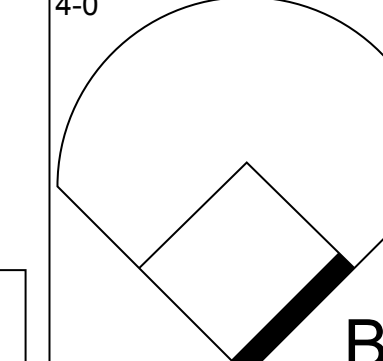
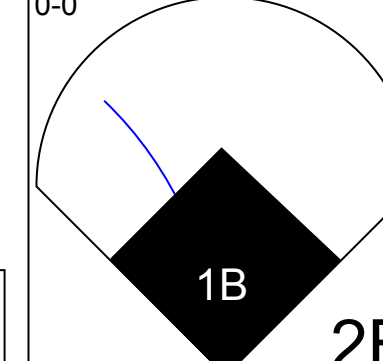

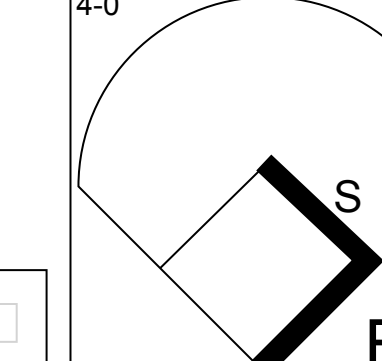
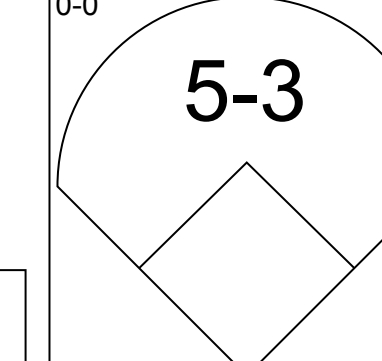
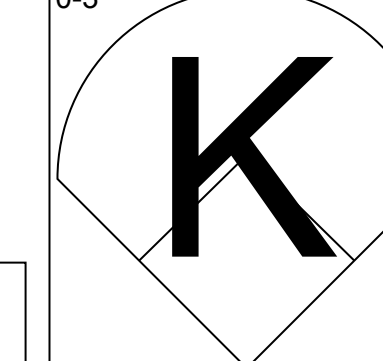
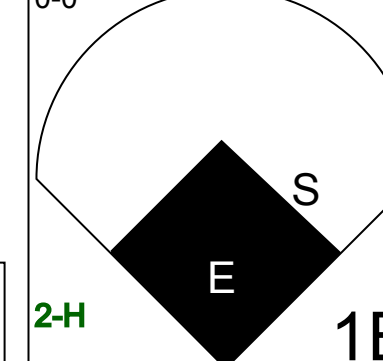

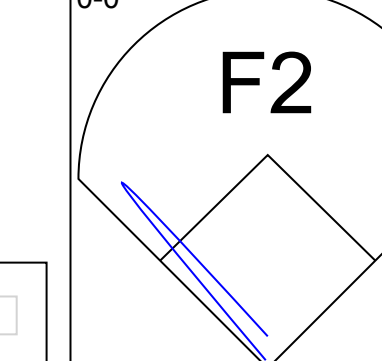
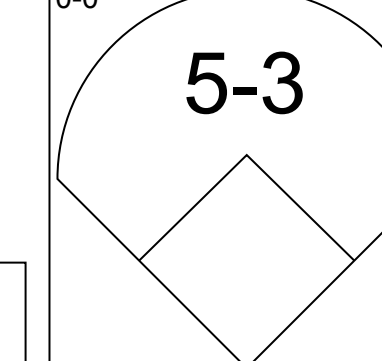
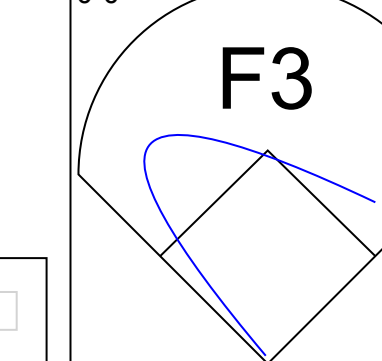
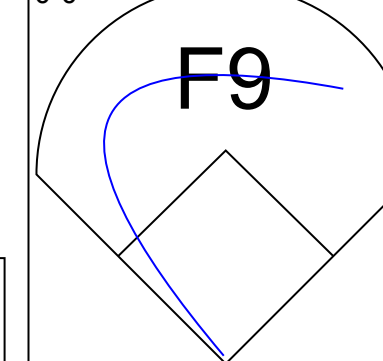
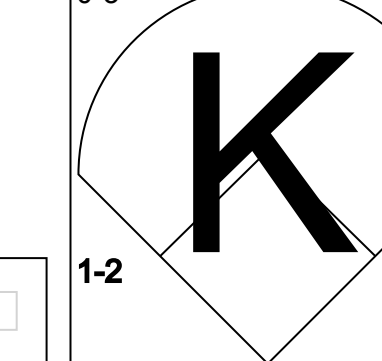
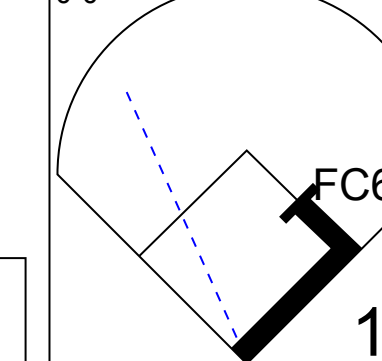
Batter	1	2	3	4	5	6	7	8	9	AB	R	H	RBI	BB	SO	LOB	TOP								
Steve Sax, R OBP: 0.325, SLG: 0.367 (1, 4)										4	1	2	2	1	0	1	Los Angeles Dodgers @ Montreal Expos Olympic Stadium, Montreal, QB Sun May 17 1987, 3:33 AM EDT Att: 40,064 - Unknown livebaseballscorecards.com								
Bill Madlock, R OBP: 0.298, SLG: 0.400 Tracy Woodson, R OBP: 0.289, SLG: 0.342 (1, 5) (7, 5)										4	0	0	0	0	0	3									
Ken Landreaux, L OBP: 0.358, SLG: 0.407 (1, 8) (7, 9)										4	0	2	0	0	0	0									
Pedro Guerrero, R OBP: 0.397, SLG: 0.628 (1, 7)										3	0	0	0	1	1	2									
Mike Scioscia, L OBP: 0.381, SLG: 0.422 (1, 2)										4	0	0	0	0	0	3									
Franklin Stubbs, L OBP: 0.324, SLG: 0.485 (1, 3)										4	0	1	0	0	2	1									
Ralph Bryant, L OBP: 0.500, SLG: 0.500 Mike Ramsey, S OBP: 0.287, SLG: 0.296 (1, 9) (7, 8)										2	1	1	0	0	1	0									
Mariano Duncan, R OBP: 0.293, SLG: 0.319 (1, 6)										4	0	0	0	0	1	3									
Orel Hershiser, R OBP: 0.240, SLG: 0.360 Matt Young, L (8, 1) Mickey Hatcher, R OBP: 0.341, SLG: 0.450 (8, 3) (8, 3)										3	1	1	0	0	0	1									
Inning Stats	R: 1 E: 0 K: 0 S: 5	H: 2 LOB: 1 BB: 0 P: 5	R: 0 E: 0 K: 0 S: 3	H: 1 LOB: 1 BB: 0 P: 4	R: 0 E: 0 K: 1 S: 3	H: 0 LOB: 0 BB: 0 P: 3	R: 0 E: 0 K: 2 S: 5	H: 0 LOB: 1 BB: 0 P: 5	R: 1 E: 1 K: 2 S: 9	H: 2 LOB: 1 BB: 0 P: 9	R: 0 E: 0 K: 0 S: 2	H: 0 LOB: 0 BB: 1 P: 6	R: 1 E: 1 K: 1 S: 7	H: 1 LOB: 2 BB: 1 P: 11	R: 0 E: 0 K: 1 S: 6	H: 1 LOB: 1 BB: 0 P: 6		R: 0 E: 0 K: 0 S: 4	H: 1 LOB: 1 BB: 0 P: 4	1B: 5 2B: 2 3B: 0 HR: 1	SF: 0 SAC: 0 DP: 1 HBP: 1	WP: 1 PB: 0 SB: 1 CS: 0	PA: 37		
PITCHER	IP WLS BF H R ER SO BB IBB HBP BLK WP HR S P ERA WHIP																								
Ubaldo Heredia, R ERA: 5.4 Andy McCaffigan, R ERA: 2.3 Randy St. Claire, R ERA: 5.24 Bob McClure, L ERA: 5.29 Tim Burke, R ERA: 1.56 (1, 1) (7, 1) (8, 1) (8, 1) (9, 1)	6.0 1.0 0.1 0.2 1.0	23 6 2 W 4	5 1 2 0 1	2 1 0 0 0	2 0 0 0 0	3 0 1 0 0	1 1 0 0 0	0 0 0 0 0	0 0 0 0 0	0 1 0 0 0	1 0 0 0 0	27 7 4 2 4	32 11 4 2 4	3.00 0.00 0.00 0.00 0.00	1.000 2.000 3.000 0.000 1.000										

Batter	1	2	3	4	5	6	7	8	9	AB	R	H	RBI	BB	SO	LOB	BOTTOM									
Casey Candaele, S OBP: 0.374, SLG: 0.392 (1, 6)										3	1	1	0	0	1	2	Los Angeles Dodgers @ Montreal Expos Olympic Stadium, Montreal, QB Sun May 17 1987, 3:33 AM EDT Att: 40,064 - Unknown livebaseballscorecards.com									
Mitch Webster, S OBP: 0.348, SLG: 0.391 (1, 9)										2	1	0	1	1	0	1										
Tim Raines, S OBP: 0.429, SLG: 0.607 (1, 7)										4	0	1	0	0	1	3										
Tim Wallach, R OBP: 0.343, SLG: 0.512 (1, 5)										4	2	2	2	0	0	2										
Andres Galarraga, R OBP: 0.422, SLG: 0.508 (1, 3)										3	2	2	0	1	1	0										
John Stefro, L OBP: 0.250, SLG: 0.280 Mike Fitzgerald, R OBP: 0.286, SLG: 0.241 (1, 2) (8, FH) (9, 2)										3	0	0	0	0	2	3										
Vance Law, R OBP: 0.397, SLG: 0.508 (1, 4)										3	1	2	2	1	0	0										
Herm Winningham, L OBP: 0.288, SLG: 0.408 (1, 8)										4	1	2	3	0	1	2										
Ubaldo Heredia, R Wallace Johnson, S Andy McCaffigan, R Dave Engle, R Randy St. Claire, R Bob McClure, R Reid Nichols, R Tim Burke, R (1, 1) (6, PH) (7, 1) (7, PH) (8, 1) (8, 1) (8, PH) (8, PH)	7.0 1.0	L 7	29 2	5 3	5 3	6 1	1 1	1 0	0 0	1 1	0 0	7 7	15 15	27.00 6.43	3.000 1.286											
PITCHER	IP WLS BF H R ER SO BB IBB HBP BLK WP HR S P ERA WHIP																									
Orel Hershiser, R ERA: 3.31 Matt Young, L ERA: 8.79 (1, 1) (8, 1)	7.0 1.0	L 7	29 2	5 3	5 3	6 1	1 1	1 0	0 0	1 0	0 0	7 7	15 15	27.00 6.43	3.000 1.286											



Batter	1	2	3	4	5	6	7	8	9	AB	R	H	RBI	BB	SO	LOB	TOP					
Chris Speier, R OBP: 0.400, SLG: 0.468 (1, 5)	0-0 4-3		0-0 F6			0-0 6-3		0-0 1B		4	0	1	0	0	0	0	San Francisco Giants @ Montreal Expos Olympic Stadium, Montreal, QB Mon May 18 1987, 7:05 PM EDT Att: 11,921 - Unknown livebaseballscorecards.com					
Chili Davis, S OBP: 0.343, SLG: 0.425 (1, 8)	0-0 G4-6-3 1B		0-3 K			0-0 BB 2B		0-3 K		4	0	2	0	0	2	1						
Jeffrey Leonard, R OBP: 0.385, SLG: 0.658 (1, 7)	0-0 G4-6-3 1-2			0-3 K		0-0 F3		0-0 F7		4	0	0	0	0	1	3						
Candy Maldonado, R OBP: 0.390, SLG: 0.593 (1, 9)		0-0 HR 1B		0-3 K		4-0 BB BB		0-0 F8		3	1	1	0	1	1	1						
Bob Melvin, R OBP: 0.349, SLG: 0.546 (1, 2)		0-0 1-H HR		0-0 1B		4-0 1-2 2-3 BB			0-0 4-3	3	1	2	2	1	0	0						
Will Clark, L OBP: 0.312, SLG: 0.478 (1, 3)		0-0 F8		0-3 K		0-0 G3			0-0 F9	4	0	0	0	0	1	4						
Matt Williams, R OBP: 0.231, SLG: 0.278 Bob Brenly, R OBP: 0.328, SLG: 0.327 (9, PH)		0-0 6-3			0-0 5-3				0-0 6-3	3	0	0	0	0	0	0						
Robby Thompson, R OBP: 0.309, SLG: 0.367 Jeff Robinson, R OBP: 0.182, SLG: 0.182 (7, 1)		0-0 L5			0-0 F8		0-3 K			3	0	0	0	0	1	0						
Kelly Downs, R OBP: 0.059, SLG: 0.059 Greg Minton, S (3, 1)					0-3 K					1	0	0	0	0	0	0						
Mark Wasinger, R OBP: 0.357, SLG: 0.538 (7, 5)			0-0 L5			0-0 F7				1	0	0	0	0	1	0						
										1	0	0	0	0	0	0						
Inning Stats	R: 0 E: 0 K: 0 S: 3	H: 1 LOB: 0 BB: 0 P: 3	R: 2 E: 0 K: 0 S: 5	H: 2 LOB: 0 BB: 0 P: 5	R: 0 E: 0 K: 1 S: 5	H: 0 LOB: 0 BB: 0 P: 5	R: 0 E: 0 K: 3 S: 10	H: 1 LOB: 1 BB: 0 P: 10	R: 0 E: 0 K: 1 S: 5	H: 0 LOB: 0 BB: 0 P: 5	R: 0 E: 0 K: 1 S: 4	H: 0 LOB: 0 BB: 0 P: 12	R: 0 E: 0 K: 1 S: 5	H: 0 LOB: 0 BB: 0 P: 5	R: 0 E: 0 K: 1 S: 6	H: 1 LOB: 1 BB: 0 P: 6	R: 0 E: 0 K: 0 S: 3	H: 0 LOB: 0 BB: 0 P: 3	1B: 4 2B: 1 3B: 0 HR: 1	SF: 0 SAC: 0 DP: 1 HBP: 0	WP: 0 PB: 0 SB: 0 CS: 0	PA: 34
PITCHER Neal Heaton, L ERA: 4.47 (1, 1)	IP: 9.0 WLS: W BF: 34 H: 6 R: 2 ER: 2 SO: 7 BB: 2 IBB: 0 HBP: 0 BLK: 0 WP: 0 HR: 1 S: 46 P: 54 ERA: 2.00 WHIP: 0.889															PITCHER						

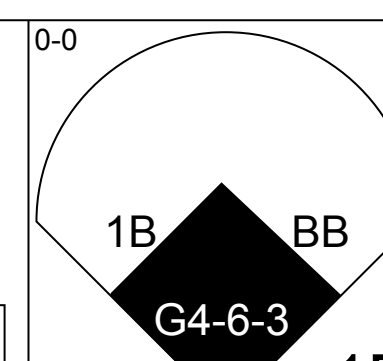
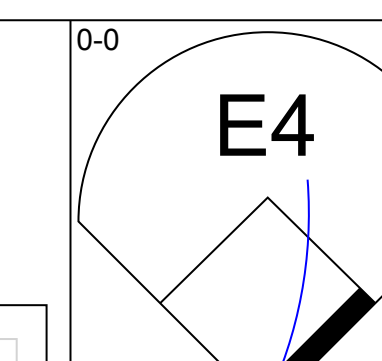
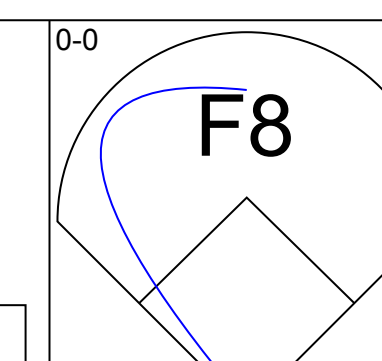
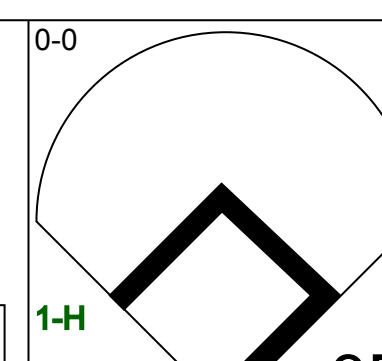
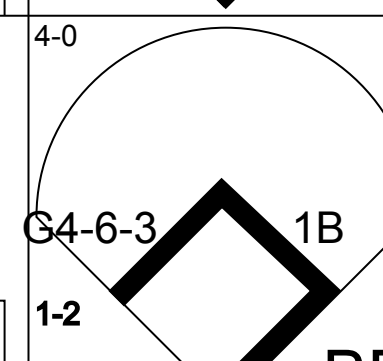
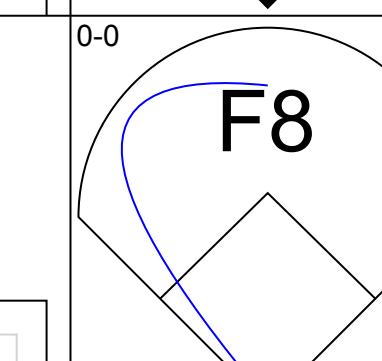
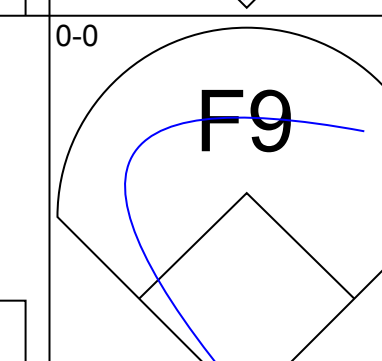
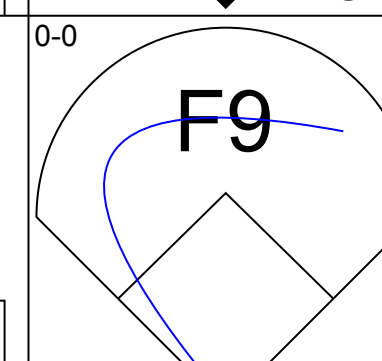
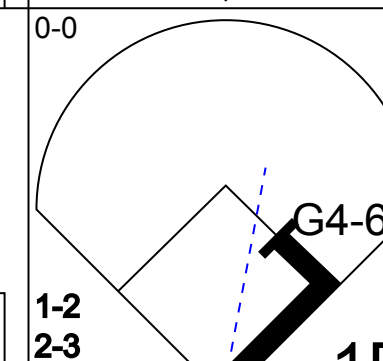
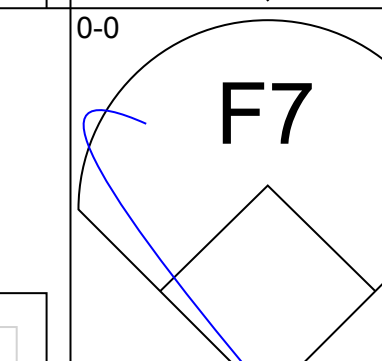
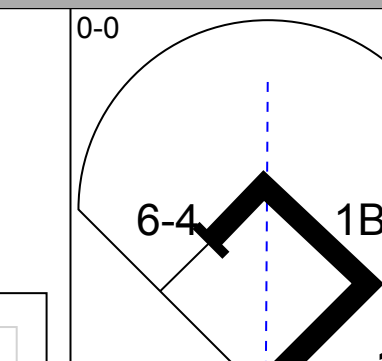
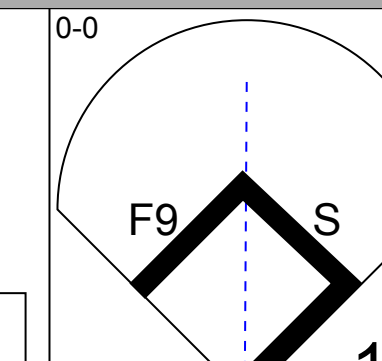
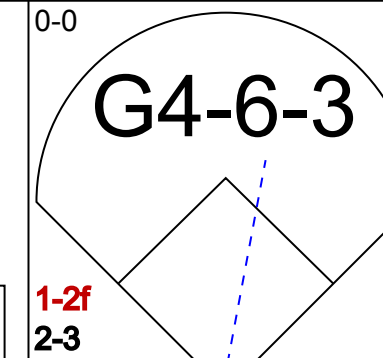
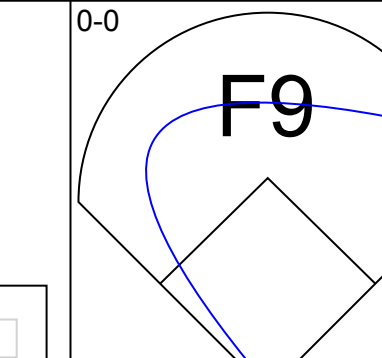
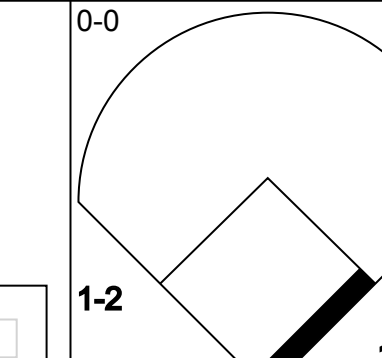
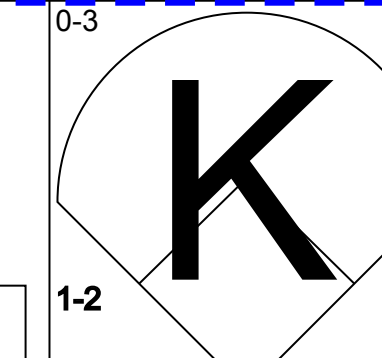
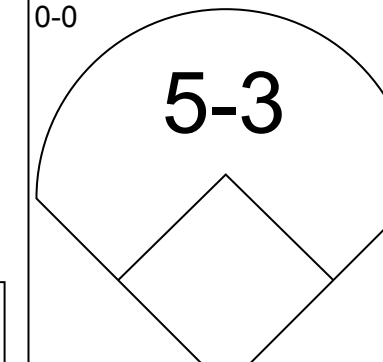
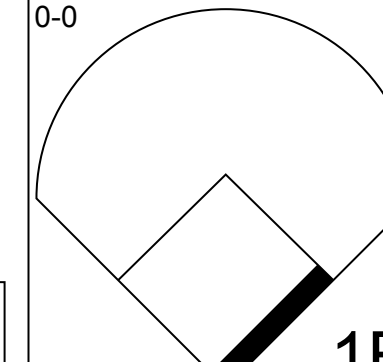
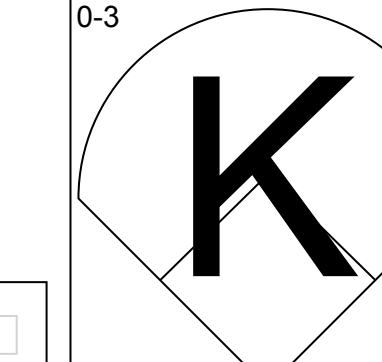
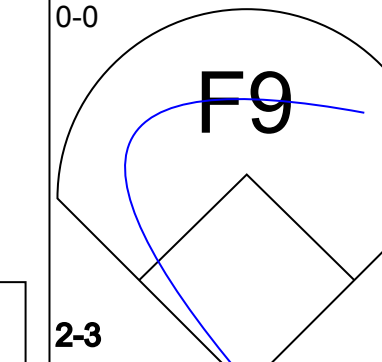
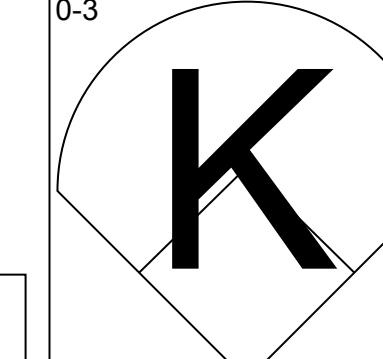
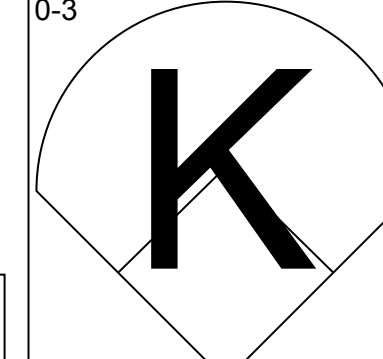
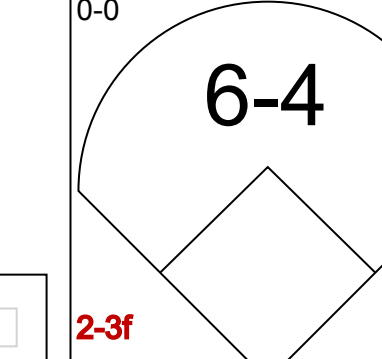
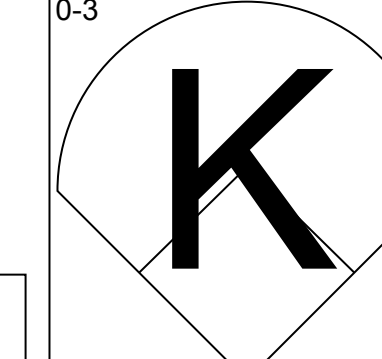
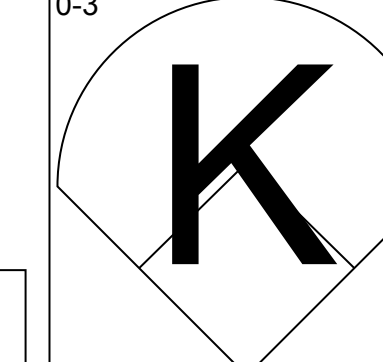
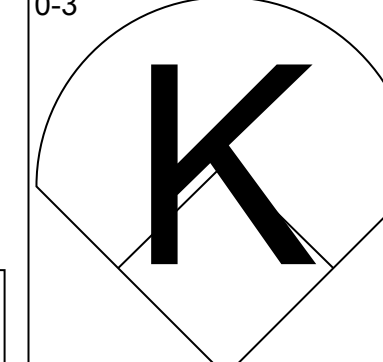
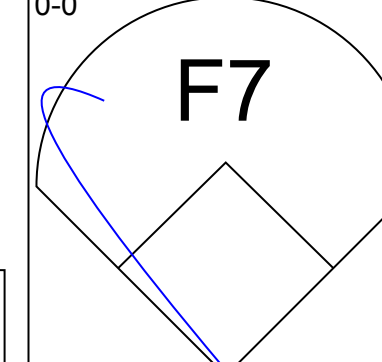
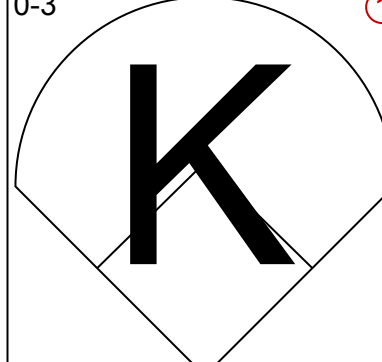

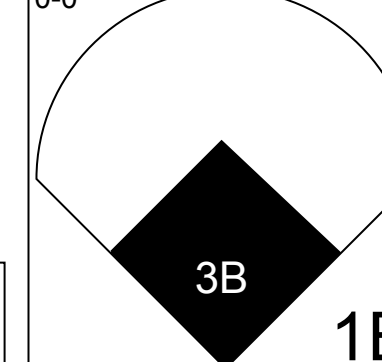
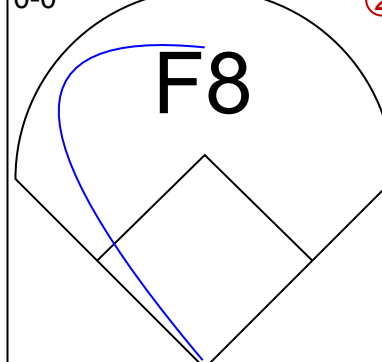

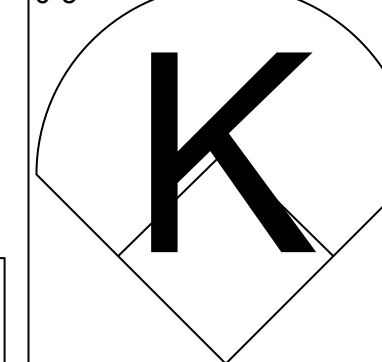
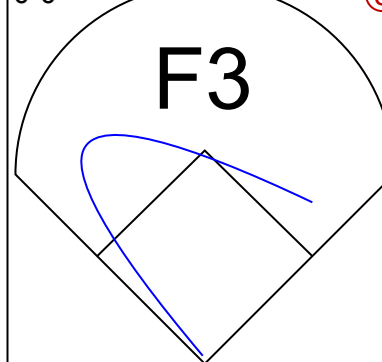
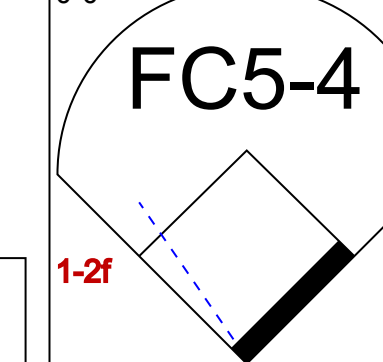
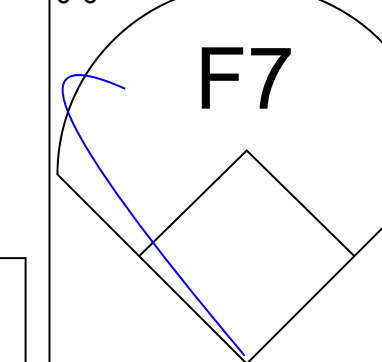
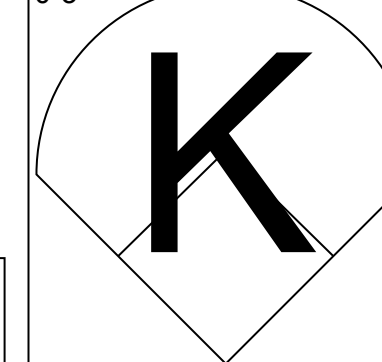
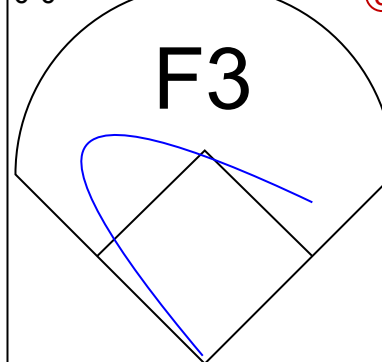
Batter	1	2	3	4	5	6	7	8	9	AB	R	H	RBI	BB	SO	LOB	BOTTOM	
Casey Candaele, S OBP: 0.375, SLG: 0.388 (1, 6)	4-0 1B FC4-6 BB		0-0 F5			0-3 K		0-3 K		4	1	1	0	1	2	3	San Francisco Giants @ Montreal Expos Olympic Stadium, Montreal, QB Mon May 18 1987, 7:05 PM EDT Att: 11,921 - Unknown livebaseballscorecards.com	
Mitch Webster, S OBP: 0.344, SLG: 0.385 (1, 9)	0-0 FC4-6 1B		0-0 F9			0-0 F8		0-0 G3		5	0	1	0	0	0	5		
Tim Raines, S OBP: 0.427, SLG: 0.578 (1, 7)	0-0 FC4-6 1-2 3-H		4-0 FC4-6 2B BB		0-0 5-3		0-3 K		4-0 CS BB	3	1	0	1	2	1	1		
Tim Wallach, R OBP: 0.355, SLG: 0.519 (1, 5)	4-0 FC6-4 BB		0-0 5-3		0-0 2B		4-0 SH1-3 SF8 BB		0-0 CS	2	1	1	0	2	0	1		
Andres Galarraga, R OBP: 0.424, SLG: 0.516 (1, 3)	0-3 K		0-0 2B 2B		0-0 F8		0-0 SF8 SH1-3 CS 1B			4	1	2	1	0	1	3		
Vance Law, R OBP: 0.396, SLG: 0.512 (1, 4)	0-0 FC6-4 1-2		0-0 4-3 1B 2B		0-0 F8		0-0 SH1-3		0-0 SH1-3	3	1	1	1	0	0	3		
Herm Winningham, L OBP: 0.321, SLG: 0.431 (1, 8)		0-0 1B 2B		4-0 4-3 1B IBB		0-0 5-3		4-0 IBB		2	1	1	0	2	0	0		
Mike Fitzgerald, R OBP: 0.284, SLG: 0.246 (1, 2)		0-0 2-3 1B		0-0 4-3		0-0 5-3		0-0 SF8		3	0	1	1	0	0	2		
Neal Heaton, L OBP: 0.304, SLG: 0.318 (1, 1)		0-3 K		0-0 2-H 3-H 1B		0-3 K		0-0 CS		4	1	2	2	0	2	2		
Inning Stats	R: 1 E: 0 K: 1 S: 6	H: 1 LOB: 2 BB: 2 P: 14	R: 0 E: 0 K: 1 S: 7	H: 2 LOB: 2 BB: 0 P: 7	R: 4 E: 0 K: 0 S: 7	H: 4 LOB: 2 BB: 2 P: 15	R: 0 E: 0 K: 0 S: 4	H: 1 LOB: 1 BB: 0 P: 4	R: 0 E: 0 K: 2 S: 7	H: 0 LOB: 0 BB: 0 P: 7	R: 1 E: 0 K: 0 S: 3	H: 1 LOB: 1 BB: 2 P: 11	R: 1 E: 0 K: 1 S: 5	H: 1 LOB: 0 BB: 1 P: 9	1B: 5 2B: 5 3B: 0 HR: 0	SF: 1 SAC: 1 DP: 0 HBP: 0	WP: 1 PB: 0 SB: 1 CS: 2	PA: 41
PITCHER Kelly Downs, R ERA: 4.34 Greg Minton, R ERA: 3.63 Jeff Robinson, R ERA: 2.78 (1, 1)	IP: 2.2 WLS: L BF: 19 H: 7 R: 5 ER: 5 SO: 2 BB: 3 IBB: 0 HBP: 0 BLK: 0 WP: 0 HR: 0 S: 19 P: 35 ERA: 16.88 WHIP: 3.750															PITCHER		

Batter	1	2	3	4	5	6	7	8	9	AB	R	H	RBI	BB	SO	LOB	TOP					
Mark Wasinger, R OBP: 0.333, SLG: 0.484 (1, 5)										5	0	1	1	0	2	2						
Will Clark, L OBP: 0.323, SLG: 0.479 (1, 3)										4	1	2	0	1	0	0						
Jeffrey Leonard, R OBP: 0.391, SLG: 0.695 (1, 7)										5	2	3	3	0	0	3						
Candy Maldonado, R OBP: 0.338, SLG: 0.585 Joel Youngblood, R OBP: 0.333, SLG: 0.353 (7, PR) (7, 9)										2	0	0	0	1	0	0						
Chili Davis, S OBP: 0.333, SLG: 0.411 (1, 8)										5	0	0	0	0	2	3						
Bob Melvin, R OBP: 0.345, SLG: 0.564 (1, 2)										4	1	1	1	0	1	2						
Robby Thompson, R OBP: 0.396, SLG: 0.463 Chris Speier, R OBP: 0.396, SLG: 0.463 (7, 4)										1	1	1	0	2	0	0						
Matt Williams, R OBP: 0.231, SLG: 0.277 (1, 6)										4	1	1	1	0	1	2						
Michael LaCoss, R OBP: 0.083, SLG: 0.083 Scott Garrelts, R OBP: 0.143, SLG: 0.143 (8, 1)										4	0	1	0	0	1	2						
										0	0	0	0	0	0	0						
Inning Stats	R: 1 E: 0 K: 1 S: 5	H: 1 LOB: 0 BB: 1 P: 9	R: 2 E: 0 K: 1 S: 7	H: 2 LOB: 0 BB: 0 P: 7	R: 3 E: 1 K: 0 S: 7	H: 4 LOB: 2 BB: 1 P: 11	R: 0 E: 0 K: 0 S: 3	H: 0 LOB: 0 BB: 0 P: 3	R: 0 E: 0 K: 1 S: 6	H: 1 LOB: 2 BB: 0 P: 7	R: 0 E: 0 K: 0 S: 4	H: 1 LOB: 1 BB: 0 P: 4	R: 0 E: 0 K: 1 S: 6	H: 1 LOB: 1 BB: 0 P: 6	1B: 6 2B: 1 3B: 0 HR: 3	SF: 0 SAC: 0 DP: 0 HBP: 1	WP: 0 PB: 0 SB: 3 CS: 1	PA: 42				
PITCHER	IP WLS BF H R ER SO	IP WLS BF H R ER SO	IP WLS BF H R ER SO	IP WLS BF H R ER SO	IP WLS BF H R ER SO	IP WLS BF H R ER SO	IP WLS BF H R ER SO	IP WLS BF H R ER SO	IP WLS BF H R ER SO	IP WLS BF H R ER SO	IP WLS BF H R ER SO	IP WLS BF H R ER SO	IP WLS BF H R ER SO	IP WLS BF H R ER SO	IP WLS BF H R ER SO	IP WLS BF H R ER SO	IP WLS BF H R ER SO	IP WLS BF H R ER SO	IP WLS BF H R ER SO	ERA WHIP	ERA WHIP	
Floyd Youmans, R ERA: 6.75 (1, 1)	3.2 L 19 7 6 6 4																					
Bob Sebra, R ERA: 3.92 (4, 1)	1.1 5 0 0 0 0																					
Andy McGaffigan, R ERA: 2.15 (6, 1)	2.0 9 1 0 0 2																					
Curt Brown, R ERA: (8, 1)	2.0 8 2 0 0 1																					

San Francisco Giants @ Montreal Expos
Olympic Stadium, Montreal, QB
Tue May 19 1987, 7:05 PM EDT
Att: 15,042 - Unknown

AB 36
R 6
H 10
RBI 6
BB 4
SO 7
LOB 15



Batter	1	2	3	4	5	6	7	8	9	AB	R	H	RBI	BB	SO	LOB	BOTTOM					
Casey Candaele, S OBP: 0.378, SLG: 0.406 (1, 6)										4	1	2	1	0	0	0						
Mitch Webster, S OBP: 0.341, SLG: 0.377 (1, 9)										3	0	0	0	1	0	2						
Tim Raines, S OBP: 0.443, SLG: 0.588 (1, 7)										4	0	3	0	0	0	1						
Tim Wallach, R OBP: 0.352, SLG: 0.511 (1, 5)										4	0	1	0	0	1	4						
Andres Galarraga, R OBP: 0.420, SLG: 0.508 (1, 3)										4	0	1	0	0	1	4						
Vance Law, R OBP: 0.386, SLG: 0.496 (1, 4)										4	0	0	0	0	3	4						
Herm Winningham, L OBP: 0.300, SLG: 0.490 (1, 8)										4	0	0	0	0	3	1						
Mike Fitzgerald, R OBP: 0.300, SLG: 0.267 Curt Brown, R (8, 1)										3	1	2	0	0	0	1						
Dave Engle, R OBP: 0.286, SLG: 0.308 (9, PH)										1	0	0	0	0	0	0						
Floyd Youmans, R OBP: 0.273, SLG: 0.636 Bob Sebra, R OBP: 0.341, SLG: 0.377 Wallace Johnson, S OBP: 0.346, SLG: 0.399 Andy McGaffigan, R OBP: 0.341, SLG: 0.359 John Sletten, L OBP: 0.341, SLG: 0.289 (8, 2)										1	0	0	0	0	0	1						
Inning Stats	R: 1 E: 0 K: 0 S: 4	H: 2 LOB: 1 BB: 1 P: 8	R: 0 E: 0 K: 2 S: 8	H: 1 LOB: 1 BB: 0 P: 8	R: 0 E: 1 K: 0 S: 4	H: 0 LOB: 1 BB: 0 P: 4	R: 0 E: 0 K: 2 S: 8	H: 1 LOB: 1 BB: 0 P: 8	R: 0 E: 0 K: 0 S: 3	H: 0 LOB: 0 BB: 0 P: 3	R: 0 E: 0 K: 1 S: 6	H: 2 LOB: 1 BB: 0 P: 6	R: 1 E: 0 K: 1 S: 7	H: 2 LOB: 1 BB: 0 P: 7	R: 0 E: 0 K: 2 S: 8	H: 1 LOB: 0 BB: 0 P: 8	R: 0 E: 0 K: 1 S: 5	H: 0 LOB: 0 BB: 0 P: 5	1B: 8 2B: 1 3B: 1 HR: 0	SF: 0 SAC: 0 DP: 2 HBP: 0	WP: 0 PB: 0 SB: 1 CS: 0	PA: 36
PITCHER	IP WLS BF H R ER SO	IP WLS BF H R ER SO	IP WLS BF H R ER SO	IP WLS BF H R ER SO	IP WLS BF H R ER SO	IP WLS BF H R ER SO	IP WLS BF H R ER SO	IP WLS BF H R ER SO	IP WLS BF H R ER SO	IP WLS BF H R ER SO	IP WLS BF H R ER SO	IP WLS BF H R ER SO	IP WLS BF H R ER SO	IP WLS BF H R ER SO	IP WLS BF H R ER SO	IP WLS BF H R ER SO	IP WLS BF H R ER SO	IP WLS BF H R ER SO	IP WLS BF H R ER SO	ERA WHIP	ERA WHIP	
Michael LaCoss, R ERA: 4.11 Scott Garrelts, R ERA: 3.35 (8, 1)	7.0 W 30 9 2 2 6																					

San Francisco Giants @ Montreal Expos
Olympic Stadium, Montreal, QB
Tue May 19 1987, 7:05 PM EDT
Att: 15,042 - Unknown

AB 35
R 2
H 9
RBI 1
BB 1
SO 9
LOB 19



Batter	1	2	3	4	5	6	7	8	9	AB	R	H	RBI	BB	SO	LOB	TOP					
Jose Uribe, S OBP: 0.360, SLG: 0.417 (1, 6)	6-3		3-1	F8		K		1B		5	1	1	0	0	1	1	San Francisco Giants @ Montreal Expos Olympic Stadium, Montreal, QB Wed May 20 1987, 7:05 PM EDT Att: 10,703 - Unknown					
Chili Davis, S OBP: 0.347, SLG: 0.423 (1, 8)	1B		1B	2B		3-1		1B		5	2	4	1	0	0	0						
Jeffrey Leonard, R OBP: 0.398, SLG: 0.711 (1, 7)	1B		4-3	2B		1B		5-3		5	1	3	2	0	0	2						
Candy Maldonado, R OBP: 0.399, SLG: 0.589 (1, 9)	4-3			2B		1B		6-3		4	1	2	1	0	0	1						
Mike Aldrete, L OBP: 0.418, SLG: 0.443 (1, 3)		4-3		1B		1B		F8		4	1	2	1	0	1	2						
Jeff Robinson, R OBP: 0.167, SLG: 0.167 (6, 1)				K		1B				1	0	0	0	0	0	0						
Bob Melvin, R OBP: 0.338, SLG: 0.543 (1, 2)	E6			2B		FC6-4			F8	4	1	0	0	1	1	2						
Robby Thompson, R OBP: 0.316, SLG: 0.364 (1, 4)	K		6-3	BB		K			K	5	0	0	0	0	3	3						
Matt Williams, R OBP: 0.238, SLG: 0.291 (1, 5)	6-3		1B	2B		1B		5-3		5	1	2	2	0	1	1						
Mike Krukow, R OBP: 0.200, SLG: 0.214 (1, 1)			K	2B		K		F9		2	1	1	1	0	1	0						
Mark Grant, R (4, 1)				1B		K				0	0	0	0	0	0	0						
Will Clark, L OBP: 0.321, SLG: 0.475 (5, PH)				2B						1	0	0	0	0	1	1						
Greg Minton, S (5, 1)				1B						0	0	0	0	0	0	0						
Harry Spilman, L (6, 3)				2B		1B				1	0	0	0	0	0	0						
Inning Stats	R: 0 E: 0 K: 0 S: 4	H: 2 LOB: 1 BB: 0 P: 4	R: 0 E: 1 K: 1 S: 6	H: 0 LOB: 1 BB: 0 P: 6	R: 0 E: 0 K: 1 S: 6	H: 1 LOB: 1 BB: 0 P: 6	R: 6 E: 0 K: 1 S: 11	H: 6 LOB: 2 BB: 1 P: 16	R: 0 E: 0 K: 3 S: 10	H: 1 LOB: 1 BB: 0 P: 10	R: 1 E: 0 K: 1 S: 8	H: 3 LOB: 2 BB: 0 P: 8	R: 0 E: 0 K: 1 S: 5	H: 0 LOB: 0 BB: 0 P: 5	R: 2 E: 0 K: 0 S: 5	H: 2 LOB: 0 BB: 0 P: 5	R: 0 E: 0 K: 1 S: 5	H: 0 LOB: 0 BB: 0 P: 5	1B: 11 2B: 3 3B: 1 HR: 0	SF: 0 SAC: 0 DP: 0 HBP: 1	WP: 2 PB: 0 SB: 3 CS: 1	PA: 44
PITCHER	IP WLS BF H R ER SO BB IBB HBP BLK WP HR S P ERA WHIP																					
Jay Tibbs, R ERA: 4.98 (1, 1)	3.1 18 7 5 5 2 1 0 0 0 0 1 0 21 25 13.50 2.400																					
Lary Sorensen, R ERA: 2.36 (4, 1)	2.2 15 6 2 2 5 0 0 1 0 0 0 0 24 25 6.75 2.250																					
Randy St. Claire, R ERA: 5.33 (7, 1)	3.0 L 11 2 2 2 2 0 0 0 0 0 1 0 15 15 6.00 0.667																					

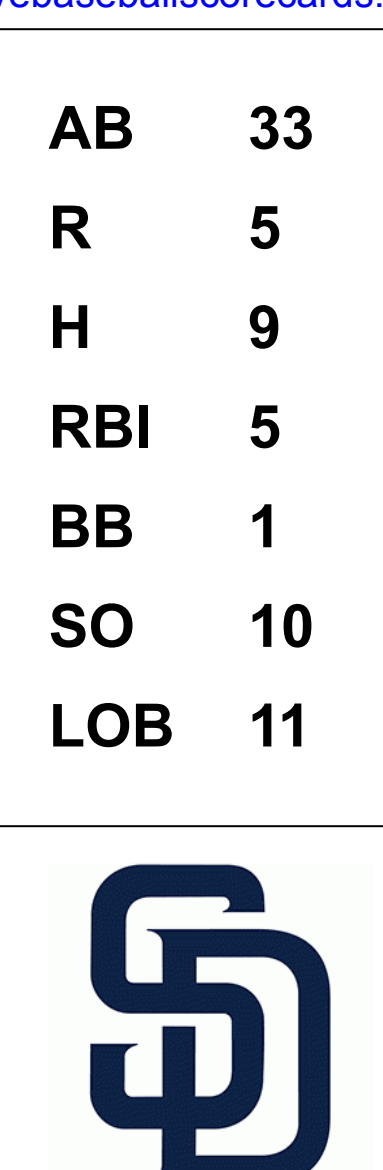
Batter	1	2	3	4	5	6	7	8	9	AB	R	H	RBI	BB	SO	LOB	BOTTOM			
Casey Candaele, S OBP: 0.378, SLG: 0.406 (1, 9)	F7	G3		1B		1B			G3	5	0	2	1	0	0	1	San Francisco Giants @ Montreal Expos Olympic Stadium, Montreal, QB Wed May 20 1987, 7:05 PM EDT Att: 10,703 - Unknown			
Vance Law, R OBP: 0.376, SLG: 0.482 (1, 4)	F8		K	F7		6-3			4-3	4	0	0	0	0	1	3				
Randy St. Claire, R OBP: 0.250, SLG: 0.250 (7, 1)										0	0	0	0	0	0	0				
Wallace Johnson, S OBP: 0.154, SLG: 0.308 (9, PH)										1	0	0	0	0	0	0				
Tim Raines, S OBP: 0.434, SLG: 0.569 (1, 7)	1B		6-3			F8			K	4	0	1	0	0	1	0				
Tim Wallach, R OBP: 0.349, SLG: 0.504 (1, 5)	CS	BB	F7			F9			6-3	4	1	1	0	0	0	0				
Andres Galarraga, R OBP: 0.429, SLG: 0.535 (1, 3)		E		2B		1B			K	3	3	2	1	1	1	0				
Mike Fitzgerald, R OBP: 0.311, SLG: 0.313 (1, 2)	E7	BB		1B		HR				4	2	2	2	0	1	0				
Herm Winningham, L OBP: 0.313, SLG: 0.424 (1, 8)	2B			1B		K			4-3	4	1	2	3	0	1	0				
Luis Rivera, R OBP: 0.107, SLG: 0.143 (1, 6)	4-3			1B		F8			K	4	0	0	0	0	1	2				
Jay Tibbs, R OBP: 0.227, SLG: 0.158 (1, 1)	K			SH3-4		1B			4-3	1	0	0	0	0	1	1				
Lary Sorensen, R (4, 1)										0	0	0	0	0	0	0				
Mitch Webster, S OBP: 0.343, SLG: 0.378 (6, PH)				1-2		1B				2	0	1	0	0	0	0				
Inning Stats	R: 0 E: 0 K: 0 S: 3	H: 1 LOB: 0 BB: 0 P: 3	R: 3 E: 1 K: 1 S: 8	H: 3 LOB: 1 BB: 1 P: 12	R: 0 E: 0 K: 1 S: 5	H: 0 LOB: 0 BB: 0 P: 5	R: 3 E: 0 K: 0 S: 7	H: 4 LOB: 1 BB: 0 P: 7	R: 1 E: 0 K: 1 S: 6	H: 1 LOB: 0 BB: 0 P: 6	R: 0 E: 0 K: 2 S: 7	H: 0 LOB: 0 BB: 0 P: 7	R: 0 E: 0 K: 2 S: 7	H: 0 LOB: 0 BB: 0 P: 7	R: 0 E: 0 K: 0 S: 3	H: 0 LOB: 0 BB: 0 P: 3	1B: 7 2B: 3 3B: 0 HR: 1	SF: 0 SAC: 1 DP: 0 HBP: 0	WP: 0 PB: 0 SB: 0 CS: 1	PA: 39
PITCHER	IP WLS BF H R ER SO BB IBB HBP BLK WP HR S P ERA WHIP																			
Mike Krukow, R ERA: 5.77 (1, 1)	3.2 19 8 6 6 2 1 0 0 0 0 0 0 22 26 14.73 2.455																			
Mark Grant, R ERA: 2.89 (4, 1)	0.1 1 0 0 0 0 0 0 0 0 0 0 0 1 1 0.00 0.000																			
Greg Minton, R ERA: 3.79 (5, 1)	1.2 8 3 1 1 1 0 0 0 0 0 0 1 10 10 5.40 1.800																			
Jeff Robinson, R ERA: 2.52 (6, 1)	3.1 W 10 0 0 0 4 0 0 0 0 0 0 0 18 18 0.00 0.000																			

Batter	1	2	3	4	5	6	7	8	9	AB	R	H	RBI	BB	SO	LOB	TOP			
Casey Candaele, S (1,6) OBP: 0.380, SLG: 0.413										5	1	2	0	0	1	5	Montreal Expos @ San Diego Padres Jack Murphy Stadium, San Diego, CA Fri May 22 1987, 10:05 PM EDT Att: 11,462 - Unknown			
Mitch Webster, S (1,9) OBP: 0.341, SLG: 0.375										4	0	1	1	0	0	2				
Tim Raines, S (1,7) OBP: 0.425, SLG: 0.553										4	1	1	0	0	0	2				
Tim Wallach, R (1,5) OBP: 0.346, SLG: 0.496										4	1	1	0	0	2	1				
Andres Galarraga, R (1,3) OBP: 0.424, SLG: 0.526										4	0	1	1	0	0	0				
Mike Fitzgerald, R (1,2) OBP: 0.308, SLG: 0.309										4	0	1	0	0	1	2				
Vance Law, R (1,4) Luis Rivera, R (9, PR) OBP: 0.107, SLG: 0.143										4	0	2	1	0	1	0				
Herm Winningham, L (1,8) OBP: 0.338, SLG: 0.417										1	0	0	0	3	0	2				
Bryn Smith, R (1,1) Wallace Johnson, S (7, PH) Curt Brown, R (7,1) Andy McGaffigan, R (8,1) John Stefero, L (9, PH) OBP: 0.236, SLG: 0.264										2	0	0	0	0	0	1				
Inning Stats	R: 0 E: 0 K: 0 S: 4	H: 1 LOB: 1 BB: 0 P: 4	R: 0 E: 0 K: 1 S: 5	H: 0 LOB: 0 BB: 0 P: 5	R: 0 E: 0 K: 0 S: 3	H: 0 LOB: 1 BB: 1 P: 7	R: 2 E: 0 K: 0 S: 6	H: 4 LOB: 1 BB: 0 P: 6	R: 1 E: 0 K: 1 S: 4	H: 2 LOB: 0 BB: 0 P: 4	R: 0 E: 0 K: 2 S: 5	H: 1 LOB: 1 BB: 0 P: 11	R: 0 E: 0 K: 1 S: 5	H: 0 LOB: 0 BB: 0 P: 5	R: 0 E: 0 K: 1 S: 7	H: 2 LOB: 3 BB: 1 P: 11		1B: 8 2B: 3 3B: 0 HR: 0	SF: 0 SAC: 0 DP: 2 HBP: 0	WP: 0 PB: 0 SB: 0 CS: 1
PITCHER	IP WLS BF H R ER SO BB IBB HBP BLK WP HR S P ERA WHIP																			
Andy Hawkins, R (1,1) ERA: 5.37	7.0 W 28 8 3 3 4 2 0 0 0 0 0 0 34 42 3.86 1.429																			
Rich Gossage, R (8,1) ERA: 5.63	2.0 S 9 2 0 0 2 1 0 0 0 0 0 0 12 16 0.00 1.500																			

AB	34
R	3
H	10
RBI	3
BB	3
SO	6
LOB	18



Batter	1	2	3	4	5	6	7	8	9	AB	R	H	RBI	BB	SO	LOB	BOTTOM			
Stan Jefferson, S (1,8) Rich Gossage, R (8,1) OBP: 0.363, SLG: 0.444										4	0	0	0	0	1	2	Montreal Expos @ San Diego Padres Jack Murphy Stadium, San Diego, CA Fri May 22 1987, 10:05 PM EDT Att: 11,462 - Unknown			
Joey Cora, S (1,4) OBP: 0.349, SLG: 0.307										4	0	0	0	0	0	2				
Tony Gwynn, L (1,9) OBP: 0.414, SLG: 0.467										3	0	0	0	1	1	0				
Carmelo Martinez, R (1,3) OBP: 0.372, SLG: 0.429										4	2	2	1	0	1	2				
John Kruk, L (1,7) Jim Steels, L (8,7) OBP: 0.273, SLG: 0.216										3	1	1	1	0	2	0				
Kevin Mitchell, R (1,5) Luis Salazar, R (9,5) OBP: 0.318, SLG: 0.380										4	0	1	0	0	2	1				
Benito Santiago, R (1,2) OBP: 0.319, SLG: 0.460										4	1	2	0	0	1	2				
Garry Templeton, S (1,6) OBP: 0.269, SLG: 0.263										3	1	1	1	0	1	1				
Andy Hawkins, R (1,1) Marvell Wynne, L (7, PH) OBP: 0.356, SLG: 0.372										2	0	1	0	0	1	1				
Inning Stats	R: 0 E: 0 K: 1 S: 5	H: 0 LOB: 0 BB: 0 P: 5	R: 2 E: 0 K: 3 S: 12	H: 3 LOB: 1 BB: 0 P: 12	R: 0 E: 0 K: 0 S: 3	H: 0 LOB: 0 BB: 0 P: 3	R: 0 E: 0 K: 1 S: 6	H: 1 LOB: 1 BB: 0 P: 6	R: 0 E: 0 K: 0 S: 4	H: 1 LOB: 1 BB: 0 P: 4	R: 1 E: 0 K: 2 S: 8	H: 1 LOB: 0 BB: 0 P: 8	R: 2 E: 1 K: 2 S: 10	H: 2 LOB: 2 BB: 1 P: 14	R: 0 E: 0 K: 1 S: 6	H: 1 LOB: 1 BB: 0 P: 6		1B: 5 2B: 2 3B: 1 HR: 1	SF: 0 SAC: 1 DP: 0 HBP: 0	WP: 0 PB: 0 SB: 3 CS: 0
PITCHER	IP WLS BF H R ER SO BB IBB HBP BLK WP HR S P ERA WHIP																			
Bryn Smith, R (1,1) ERA: 5.68	6.0 L 24 6 3 3 7 0 0 0 0 0 0 1 38 38 4.50 2.000																			
Curt Brown, R (7,1) ERA: 2.7	1.0 L 7 2 2 1 2 0 1 0 0 0 0 0 10 14 9.00 2.000																			
Andy McGaffigan, R (8,1) ERA: 2.08	1.0 4 1 0 0 1 0 0 0 0 0 0 0 6 6 0.00 1.000																			



Batter	1	2	3	4	5	6	7	8	9	AB	R	H	RBI	BB	SO	LOB	TOP					
Casey Candaele, S OBP: 0.373, SLG: 0.400	F9			6-3		SH1-4	F6			3	0	0	0	0	0	0						
Mitch Webster, S OBP: 0.341, SLG: 0.373	4-3			F8		BB		G3		4	1	1	1	0	0	0						
Tim Raines, S OBP: 0.417, SLG: 0.518	K			FC6-4 BB		E4		6-3		3	0	0	0	1	1	1						
Tim Wallach, R OBP: 0.346, SLG: 0.483		L6		FC6-4		BB		P3		3	0	0	0	1	0	1						
Andres Galarraga, R OBP: 0.415, SLG: 0.529		F7				P3			K	3	0	0	1	1	1	0						
Vance Law, R OBP: 0.373, SLG: 0.466		F9				5-3	F9		F9	4	0	0	0	0	0	3						
Herm Winningham, L OBP: 0.347, SLG: 0.469			K			G3				4	0	2	0	0	1	3						
John Stefero, L OBP: 0.237, SLG: 0.250			K			K				3	0	0	0	1	3	1						
Floyd Youmans, R OBP: 0.286, SLG: 0.571 Tim Burke, R (7, 1)			F8			SH1-4 1B	5-3		4-3	3	1	1	0	0	0	0						
Inning Stats	R: 0 E: 0 K: 1 S: 5	H: 0 LOB: 0 BB: 0 P: 5	R: 0 E: 0 K: 0 S: 3	H: 0 LOB: 0 BB: 0 P: 3	R: 0 E: 0 K: 2 S: 7	H: 0 LOB: 0 BB: 0 P: 7	R: 0 E: 0 K: 0 S: 3	H: 0 LOB: 1 BB: 1 P: 7	R: 0 E: 0 K: 1 S: 6	H: 1 LOB: 1 BB: 0 P: 6	R: 2 E: 1 K: 0 S: 6	H: 2 LOB: 3 BB: 2 P: 14	R: 0 E: 0 K: 1 S: 5	H: 0 LOB: 0 BB: 0 P: 5	R: 0 E: 0 K: 0 S: 3	H: 0 LOB: 0 BB: 0 P: 3	R: 0 E: 0 K: 1 S: 6	H: 1 LOB: 2 BB: 1 P: 10	1B: 2 2B: 1 3B: 1 HR: 0	SF: 0 SAC: 1 DP: 0 HBP: 0	WP: 0 PB: 0 SB: 0 CS: 0	PA: 36
PITCHER	IP	WLS	BF	H	R	ER	SO	BB	IBB	HBP	BLK	WP	HR	S	P	ERA	WHIP					
Eric Show, R ERA: 4.48	(1, 1)	8.0	L	31	3	2	1	5	2	1	0	0	0	38	50	1.12	0.625					
Rich Gossage, R ERA: 5.0	(9, 1)	1.0		5	1	0	0	1	0	1	0	0	0	6	10	0.00	1.000					

Montreal Expos @ San Diego Padres
Jack Murphy Stadium, San Diego, CA
Sun May 24 1987, 6:33 AM EDT
Att: 12,939 - Unknown

AB 31
R 2
H 4
RBI 2
BB 4
SO 6
LOB 11



Batter	1	2	3	4	5	6	7	8	9	AB	R	H	RBI	BB	SO	LOB	BOTTOM				
Stan Jefferson, S OBP: 0.352, SLG: 0.410	K		K			F6		K		4	0	0	0	0	3	0					
Joey Cora, S OBP: 0.339, SLG: 0.297				F6		3-1		K		4	0	1	0	0	1	0					
Tony Gwynn, L OBP: 0.409, SLG: 0.456				S 1B		6-3			K	3	0	0	0	1	1	1					
John Kruk, L OBP: 0.435, SLG: 0.474				S 1B		1B BB				3	1	2	0	1	1	1					
Marvell Wynne, L OBP: 0.352, SLG: 0.358				K		G6-4-3 BB		F5		3	0	0	0	1	1	3					
Benito Santiago, R OBP: 0.311, SLG: 0.445				F9		G6-4-3 BB		FC4		4	0	1	0	0	0	3					
Garry Templeton, S OBP: 0.258, SLG: 0.252						1B		FC4		3	0	0	0	0	1	2					
Luis Salazar, R OBP: 0.321, SLG: 0.308						G6-4-3		F9		3	0	0	0	0	0	1					
Eric Show, R OBP: 0.043, SLG: 0.043 Jim Steels, L OBP: 0.287, SLG: 0.211 Rich Gossage, R (8, PH)				K		4-3		G3		2	0	0	0	0	1	0					
Inning Stats	R: 0 E: 0 K: 2 S: 8	H: 1 LOB: 1 BB: 0 P: 8	R: 0 E: 0 K: 1 S: 5	H: 0 LOB: 0 BB: 0 P: 5	R: 0 E: 0 K: 2 S: 7	H: 0 LOB: 0 BB: 0 P: 7	R: 0 E: 0 K: 1 S: 6	H: 1 LOB: 2 BB: 1 P: 10	R: 0 E: 0 K: 0 S: 3	H: 0 LOB: 0 BB: 0 P: 3	R: 1 E: 0 K: 0 S: 3	H: 1 LOB: 1 BB: 2 P: 11	R: 0 E: 0 K: 2 S: 7	H: 0 LOB: 0 BB: 0 P: 7	R: 0 E: 0 K: 1 S: 6	H: 1 LOB: 1 BB: 0 P: 6	1B: 4 2B: 0 3B: 0 HR: 0	SF: 0 SAC: 0 DP: 1 HBP: 0	WP: 0 PB: 0 SB: 3 CS: 0	PA: 33	
PITCHER	IP	WLS	BF	H	R	ER	SO	BB	IBB	HBP	BLK	WP	HR	S	P	ERA	WHIP				
Floyd Youmans, R ERA: 5.86	(1, 1)	6.0	W	23	2	1	1	6	3	0	0	0	0	32	44	1.50	0.833				
Tim Burke, R ERA: 1.33	(7, 1)	3.0	S	10	2	0	0	3	0	0	0	0	0	16	16	0.00	0.667				

Montreal Expos @ San Diego Padres
Jack Murphy Stadium, San Diego, CA
Sun May 24 1987, 6:33 AM EDT
Att: 12,939 - Unknown

AB 30
R 1
H 4
RBI 0
BB 3
SO 9
LOB 11



Batter	1	2	3	4	5	6	7	8	9	AB	R	H	RBI	BB	SO	LOB	TOP					
Casey Candaele, S (1, 8) OBP: 0.380, SLG: 0.409										4	1	2	0	1	0	0	Montreal Expos @ Los Angeles Dodgers Dodger Stadium, Los Angeles, CA Mon May 25 1987, 7:05 PM PDT Att: 39,091 - Unknown					
Mitch Webster, S (1, 9) OBP: 0.348, SLG: 0.386										5	2	3	1	0	1							
Tim Raines, S (1, 7) OBP: 0.436, SLG: 0.529										4	0	3	1	1	0							
Tim Wallach, R (1, 5) OBP: 0.341, SLG: 0.474										5	0	1	1	0	2							
Andres Galarraga, R (1, 3) OBP: 0.409, SLG: 0.514										4	0	0	0	1	1							
Hubie Brooks, R (1, 6) OBP: 0.176, SLG: 0.125										5	0	1	0	0	0							
Vance Law, R (1, 4) OBP: 0.376, SLG: 0.464										3	0	1	0	1	1							
Mike Fitzgerald, R (1, 2) OBP: 0.282, SLG: 0.280										3	0	0	0	0	3							
Jeff Reed, L (7, PH) OBP: 0.205, SLG: 0.194										1	0	0	0	0	1							
Lary Sorensen, R (1, 1)										3	0	0	0	0	2							
Bob McClure, R (7, 1)										0	0	0	0	0	0							
Andy McGaffigan, R (7, 1)										1	0	0	0	0	1							
Inning Stats	R: 2 E: 1 K: 2 S: 11	H: 3 LOB: 3 BB: 1 P: 15	R: 0 E: 0 K: 1 S: 5	H: 0 LOB: 0 BB: 0 P: 5	R: 0 E: 0 K: 1 S: 6	H: 1 LOB: 2 BB: 1 P: 10	R: 0 E: 0 K: 1 S: 7	H: 2 LOB: 3 BB: 1 P: 11	R: 0 E: 0 K: 2 S: 9	H: 2 LOB: 2 BB: 0 P: 9	R: 1 E: 0 K: 0 S: 5	H: 2 LOB: 1 BB: 0 P: 5	R: 0 E: 0 K: 2 S: 7	H: 0 LOB: 0 BB: 0 P: 7	R: 0 E: 0 K: 2 S: 6	H: 0 LOB: 1 BB: 0 P: 10	R: 0 E: 0 K: 1 S: 6	H: 1 LOB: 1 BB: 0 P: 6	1B: 9 2B: 3 3B: 0 HR: 0	SF: 0 SAC: 0 DP: 1 HBP: 0	WP: 1 PB: 0 CS: 1	PA: 42
PITCHER	IP WLS BF H R ER SO BB IBB HBP BLK WP HR S P ERA WHIP																					
Rick Honeycutt, L (1, 1) ERA: 1.71	6.0 L 32 10 3 3 7 3 0 0 0 0 0 0 43 55 4.50 2.167																					
Brian Holton, R (7, 1) ERA: 3.0	2.0 6 0 0 0 4 1 0 0 0 0 0 0 13 17 0.00 0.500																					
Ken Howell, R (9, 1) ERA: 4.91	1.0 4 1 0 0 1 0 0 0 0 0 1 0 6 6 0.00 1.000																					

AB	38
R	3
H	11
RBI	3
BB	4
SO	12
LOB	25



Batter	1	2	3	4	5	6	7	8	9	AB	R	H	RBI	BB	SO	LOB	BOTTOM					
Steve Sax, R (1, 4) OBP: 0.335, SLG: 0.375										4	1	1	0	0	1	0	Montreal Expos @ Los Angeles Dodgers Dodger Stadium, Los Angeles, CA Mon May 25 1987, 7:05 PM PDT Att: 39,091 - Unknown					
John Shelby, S (1, 8) OBP: 0.255, SLG: 0.292										4	0	0	0	0	1	1						
Ken Landreaux, L (1, 9) OBP: 0.325, SLG: 0.357										3	0	0	1	0	0	0						
Pedro Guerrero, R (1, 7) OBP: 0.415, SLG: 0.691										4	0	1	0	0	1	1						
Mike Scioscia, L (1, 2) OBP: 0.380, SLG: 0.399										4	0	1	0	0	1	1						
Franklin Stubbs, L (1, 3) OBP: 0.327, SLG: 0.464										2	0	1	0	0	0	0						
Bill Madlock, R (7, PH) OBP: 0.269, SLG: 0.350										1	0	0	0	0	0	2						
Mickey Hatcher, R (8, 3) OBP: 0.352, SLG: 0.540										0	0	0	0	0	0	0						
Tracy Woodson, R (1, 5) OBP: 0.283, SLG: 0.337										2	0	0	0	0	0	1						
Ralph Bryant, L (7, PH) OBP: 0.467, SLG: 0.833										1	0	0	0	0	0	2						
Dave Anderson, R (8, 5) OBP: 0.231, SLG: 0.240										0	0	0	0	0	0	0						
Mariano Duncan, R (1, 6) OBP: 0.272, SLG: 0.305										3	0	0	0	0	1	1						
Rick Honeycutt, L (1, 1) OBP: 0.200, SLG: 0.143										1	0	0	0	0	0	0						
Reggie Williams, R (6, PH) OBP: 0.258, SLG: 0.154										1	0	0	0	0	0	0						
Brian Holton, R (7, 1) OBP: 0.333, SLG: 0.333										0	0	0	0	0	0	0						
Alex Trevino, R (8, PH) OBP: 0.240, SLG: 0.273										1	0	0	0	0	0	0						
Ken Howell, R (9, 1) OBP: 1.000, SLG: 1.000										0	0	0	0	0	0	0						
Inning Stats	R: 1 E: 0 K: 0 S: 4	H: 1 LOB: 0 BB: 0 P: 4	R: 0 E: 0 K: 0 S: 4	H: 1 LOB: 0 BB: 0 P: 4	R: 0 E: 0 K: 1 S: 5	H: 0 LOB: 0 BB: 0 P: 5	R: 0 E: 0 K: 1 S: 5	H: 0 LOB: 0 BB: 0 P: 5	R: 0 E: 0 K: 0 S: 3	H: 0 LOB: 0 BB: 0 P: 3	R: 0 E: 0 K: 1 S: 5	H: 0 LOB: 0 BB: 0 P: 5	R: 0 E: 0 K: 0 S: 5	H: 1 LOB: 2 BB: 0 P: 5	R: 0 E: 0 K: 1 S: 5	H: 0 LOB: 0 BB: 0 P: 5	R: 0 E: 0 K: 1 S: 6	H: 1 LOB: 1 BB: 0 P: 6	1B: 3 2B: 1 3B: 0 HR: 0	SF: 1 SAC: 0 DP: 0 HBP: 0	WP: 0 PB: 0 CS: 0	PA: 32
PITCHER	IP WLS BF H R ER SO BB IBB HBP BLK WP HR S P ERA WHIP																					
Lary Sorensen, R (1, 1) ERA: 2.18	6.1 W 22 11 3 1 1 3 0 0 0 0 0 0 28 28 1.42 0.316																					
Bob McClure, L (7, 1) ERA: 5.28	0.0 1 1 0 0 0 0 0 0 0 0 0 0 1 1 -- --																					
Andy McGaffigan, R (7, 1) ERA: 1.91	2.2 S 9 1 0 0 2 0 0 0 0 0 0 0 13 13 0.00 0.375																					

AB	31
R	1
H	4
RBI	1
BB	0
SO	5
LOB	9



Batter	1	2	3	4	5	6	7	8	9	AB	R	H	RBI	BB	SO	LOB	TOP							
Casey Candaele, S OBP: 0.386, SLG: 0.415	FC4-6 1B		F8	CS 1B		6-3		1B 4-3 1B		5	1	3	0	0	0	0								
Mitch Webster, S OBP: 0.354, SLG: 0.392	FC4-6 1B		2B 1B	F9 1-2			BB S BB 1B	4-3 1B		5	3	3	0	0	0	2								
Tim Raines, S OBP: 0.434, SLG: 0.533	6-3		1B 2B		WP 1B		K	4-3		5	1	2	1	0	1	3								
Tim Wallach, R OBP: 0.337, SLG: 0.462	1B S HBP		F7		6-3		F7	K		4	1	0	0	0	1	5								
Andres Galarraga, R OBP: 0.414, SLG: 0.514	S 1B		1B		FC6-2-5-1 WP HR		BB BB IBB		K	4	1	2	3	1	1	1								
Herm Winningham, L OBP: 0.394, SLG: 0.515	K		1B		HR		BB BB	3-1		4	1	2	2	1	1	1								
Vance Law, R OBP: 0.382, SLG: 0.461		6-3	BB		F8		BB	1B		3	0	1	1	2	0	0								
Jeff Reed, L OBP: 0.179, SLG: 0.167	G4-1		K			1-3		F9		5	0	0	0	0	1	7								
Bob Sebra, R OBP: 0.167, SLG: 0.118	4-3				F9		K	F6		4	0	0	0	0	1	0								
Inning Stats	R: 2 E: 0 K: 1 S: 7	H: 2 LOB: 1 BB: 0 P: 8	R: 0 E: 0 K: 0 S: 3	H: 0 LOB: 0 BB: 0 P: 3	R: 2 E: 0 K: 1 S: 9	H: 4 LOB: 3 BB: 1 P: 13	R: 0 E: 0 K: 0 S: 3	H: 1 LOB: 0 BB: 0 P: 3	R: 2 E: 0 K: 1 S: 5	H: 2 LOB: 0 BB: 0 P: 5	R: 0 E: 0 K: 1 S: 5	H: 0 LOB: 0 BB: 0 P: 5	R: 1 E: 0 K: 1 S: 6	H: 1 LOB: 3 BB: 3 P: 18	R: 1 E: 0 K: 1 S: 7	H: 2 LOB: 1 BB: 0 P: 7	R: 0 E: 0 K: 1 S: 6	H: 1 LOB: 1 BB: 0 P: 6	1B: 11 2B: 1 3B: 0 HR: 1	SF: 0 SAC: 0 DP: 0 HBP: 1	WP: 3 PB: 0 SB: 3 CS: 1	PA: 44		
PITCHER	IP WLS BF H R ER SO BB IBB HBP BLK WP HR S P ERA WHIP	IP WLS BF H R ER SO BB IBB HBP BLK WP HR S P ERA WHIP																						
Alejandro Pena, R ERA: 4.89	(1, 1) 2.2 L 16 6 4 4 1	(3, 1) 2.1 9 3 2 2 1	(6, 1) 2.0 10 1 1 1 2	(8, 1) 2.0 9 3 1 1 2	(1, 1) 2.2 L 16 6 4 4 1	(3, 1) 2.1 9 3 2 2 1	(6, 1) 2.0 10 1 1 1 2	(8, 1) 2.0 9 3 1 1 2	(1, 1) 2.2 L 16 6 4 4 1	(3, 1) 2.1 9 3 2 2 1	(6, 1) 2.0 10 1 1 1 2	(8, 1) 2.0 9 3 1 1 2	(1, 1) 2.2 L 16 6 4 4 1	(3, 1) 2.1 9 3 2 2 1	(6, 1) 2.0 10 1 1 1 2	(8, 1) 2.0 9 3 1 1 2	(1, 1) 2.2 L 16 6 4 4 1	(3, 1) 2.1 9 3 2 2 1	(6, 1) 2.0 10 1 1 1 2	(8, 1) 2.0 9 3 1 1 2	(1, 1) 2.2 L 16 6 4 4 1	(3, 1) 2.1 9 3 2 2 1	(6, 1) 2.0 10 1 1 1 2	(8, 1) 2.0 9 3 1 1 2

Montreal Expos @ Los Angeles Dodgers
Dodger Stadium, Los Angeles, CA
Tue May 26 1987, 7:05 PM PDT
Att: 25,336 - Unknown

AB	39
R	8
H	13
RBI	7
BB	4
SO	6
LOB	19



Batter	1	2	3	4	5	6	7	8	9	AB	R	H	RBI	BB	SO	LOB	BOTTOM							
Steve Sax, R OBP: 0.327, SLG: 0.365	6-3		F9		6-3		K		F8	5	0	0	0	0	1	2								
John Shelby, S OBP: 0.273, SLG: 0.365	F7		F7		HR			BB 1B		4	1	2	1	0	0	1								
Ken Landreaux, L OBP: 0.321, SLG: 0.342	K			K	4-3			BB		3	0	0	0	1	2	0								
Pedro Guerrero, R OBP: 0.411, SLG: 0.680		1-3		1B 2B 1B		K		F9		4	1	1	0	0	1	2								
Franklin Stubbs, L OBP: 0.325, SLG: 0.458		K		2B 1B		F9		K		4	1	1	0	0	2	2								
Tracy Woodson, R OBP: 0.301, SLG: 0.368		BB		2B				F8		3	0	2	2	1	0	2								
Mike Scioscia, L OBP: 0.371, SLG: 0.388	F9		F9		F5		F9		F9	4	0	0	0	0	0	3								
Dave Anderson, R OBP: 0.241, SLG: 0.250			F9 SH1-4 1B		1-3		F8		F6	3	0	1	0	0	0	1								
Mickey Hatcher, R OBP: 0.345, SLG: 0.529										1	0	0	0	0	0	0								
Alejandro Pena, R ERA: 4.89	(1, 1) 9.0 W 37 7 3 3 7	(3, 1) 2.1 9 3 2 2 1	(6, 1) 2.0 10 1 1 1 2	(8, 1) 2.0 9 3 1 1 2	(1, 1) 2.2 L 16 6 4 4 1	(3, 1) 2.1 9 3 2 2 1	(6, 1) 2.0 10 1 1 1 2	(8, 1) 2.0 9 3 1 1 2	(1, 1) 2.2 L 16 6 4 4 1	(3, 1) 2.1 9 3 2 2 1	(6, 1) 2.0 10 1 1 1 2	(8, 1) 2.0 9 3 1 1 2	(1, 1) 2.2 L 16 6 4 4 1	(3, 1) 2.1 9 3 2 2 1	(6, 1) 2.0 10 1 1 1 2	(8, 1) 2.0 9 3 1 1 2	(1, 1) 2.2 L 16 6 4 4 1	(3, 1) 2.1 9 3 2 2 1	(6, 1) 2.0 10 1 1 1 2	(8, 1) 2.0 9 3 1 1 2	(1, 1) 2.2 L 16 6 4 4 1	(3, 1) 2.1 9 3 2 2 1	(6, 1) 2.0 10 1 1 1 2	(8, 1) 2.0 9 3 1 1 2
PITCHER	IP WLS BF H R ER SO BB IBB HBP BLK WP HR S P ERA WHIP	IP WLS BF H R ER SO BB IBB HBP BLK WP HR S P ERA WHIP																						
Bob Sebra, R ERA: 3.75	(1, 1) 9.0 W 37 7 3 3 7	(3, 1) 2.1 9 3 2 2 1	(6, 1) 2.0 10 1 1 1 2	(8, 1) 2.0 9 3 1 1 2	(1, 1) 2.2 L 16 6 4 4 1	(3, 1) 2.1 9 3 2 2 1	(6, 1) 2.0 10 1 1 1 2	(8, 1) 2.0 9 3 1 1 2	(1, 1) 2.2 L 16 6 4 4 1	(3, 1) 2.1 9 3 2 2 1	(6, 1) 2.0 10 1 1 1 2	(8, 1) 2.0 9 3 1 1 2	(1, 1) 2.2 L 16 6 4 4 1	(3, 1) 2.1 9 3 2 2 1	(6, 1) 2.0 10 1 1 1 2	(8, 1) 2.0 9 3 1 1 2	(1, 1) 2.2 L 16 6 4 4 1	(3, 1) 2.1 9 3 2 2 1	(6, 1) 2.0 10 1 1 1 2	(8, 1) 2.0 9 3 1 1 2	(1, 1) 2.2 L 16 6 4 4 1	(3, 1) 2.1 9 3 2 2 1	(6, 1) 2.0 10 1 1 1 2	(8, 1) 2.0 9 3 1 1 2

Montreal Expos @ Los Angeles Dodgers
Dodger Stadium, Los Angeles, CA
Tue May 26 1987, 7:05 PM PDT
Att: 25,336 - Unknown

AB	33
R	3
H	7
RBI	3
BB	3
SO	7
LOB	13



WP	0
PB	0
SB	0
CS	0

Batter	1	2	3	4	5	6	7	8	9	AB	R	H	RBI	BB	SO	LOB	TOP			
Casey Candaele, S OBP: 0.383, SLG: 0.407 (1, 8)	5-3		FC4-6 BB			F3		FC5-4 FC6-4 1-2f		3	0	0	0	1	0	1	Montreal Expos @ Los Angeles Dodgers Dodger Stadium, Los Angeles, CA Wed May 27 1987, 7:05 PM PDT Att: 34,846 - Unknown			
Mitch Webster, S OBP: 0.349, SLG: 0.385 (1, 9)	1-3		FC4-6			1-3		FC6-4 2B		3	0	0	0	0	0	2				
Jay Tibbs, R OBP: 0.227, SLG: 0.158 (6, PH)	1-3									0	0	0	0	0	0	0				
Dave Engle, R OBP: 0.279, SLG: 0.300 (8, PH)	1-3									1	1	0	0	0	0	1				
Randy St. Claire, R OBP: 0.250, SLG: 0.250 (8, 1)	1-3									0	0	0	0	0	0	0				
Bob McClure, R (8, 1)	1-3									0	0	0	0	0	0	0				
Tim Raines, S OBP: 0.436, SLG: 0.537 (1, 7)	F8			5-3				2B BB	1B 2B	3	2	1	1	1	0	0				
Tim Wallach, R OBP: 0.335, SLG: 0.457 (1, 5)		K		1-3				F4	1B	4	0	1	1	0	1	1				
Andres Galarraga, R OBP: 0.410, SLG: 0.513 (1, 3)		F4		F9				1B 2B	K	4	1	1	1	0	1	0				
Hubie Brooks, R OBP: 0.190, SLG: 0.150 (1, 6)		5-3				K2-3		FC5-4 1B	5-3	4	0	1	1	0	1	0				
Vance Law, R OBP: 0.385, SLG: 0.462 (1, 4)				F3		G4-3 1B		FC5-4 1B	BB 1B	4	0	2	0	0	0	1				
Mike Fitzgerald, R OBP: 0.292, SLG: 0.282 (1, 2)						G4-3		F4		3	0	1	0	1	0	2				
Herm Wittingham, L OBP: 0.394, SLG: 0.515 (9, PR)				SH1-4 1B					BB BB BB	0	0	0	0	0	0	0				
Bryn Smith, R OBP: 0.400, SLG: 0.556 (1, 1)				SH1-4					1-2 BB	0	0	0	0	0	0	0				
Reid Nichols, R OBP: 0.333, SLG: 0.400 (6, PH) (6, 9)						3-1		FC5-4 1B	F6	3	0	1	0	0	0	2				
Inning Stats	R: 0 E: 0 K: 0 S: 3	H: 0 LOB: 0 BB: 0 P: 3	R: 0 E: 0 K: 1 S: 5	H: 0 LOB: 0 BB: 0 P: 5	R: 0 E: 0 K: 0 S: 4	H: 1 LOB: 2 BB: 1 P: 8	R: 0 E: 0 K: 0 S: 3	H: 0 LOB: 0 BB: 0 P: 3	R: 0 E: 0 K: 1 S: 5	H: 1 LOB: 0 BB: 0 P: 5	R: 2 E: 0 K: 0 S: 5	H: 2 LOB: 1 BB: 1 P: 9	R: 2 E: 0 K: 0 S: 5	H: 3 LOB: 1 BB: 0 P: 5	R: 0 E: 0 K: 1 S: 6	H: 1 LOB: 2 BB: 1 P: 10	1B: 6 2B: 2 3B: 0 HR: 0	SF: 0 SAC: 1 DP: 1 HBP: 0	WP: 0 PB: 0 SB: 0 CS: 0	PA: 36
PITCHER Fernando Valenzuela, L ERA: 3.6 (1, 1)	IP: 9.0 WLS: W BF: 36 H: 8 R: 4 ER: 4 SO: 3 BB: 3 IBB: 0 HBP: 0 BLK: 0 WP: 0 HR: 0 S: 39 P: 51 ERA: 4.00 WHIP: 1.222																			

AB	32
R	4
H	8
RBI	4
BB	3
SO	3
LOB	10



Batter	1	2	3	4	5	6	7	8	9	AB	R	H	RBI	BB	SO	LOB	BOTTOM			
Steve Sax, R OBP: 0.326, SLG: 0.362 (1, 4)	6-3	FC5-4 1-2f				3-1				4	0	1	0	1	0	1	Montreal Expos @ Los Angeles Dodgers Dodger Stadium, Los Angeles, CA Wed May 27 1987, 7:05 PM PDT Att: 34,846 - Unknown			
John Shelby, S OBP: 0.283, SLG: 0.368 (1, 8)				2-3 1B	1-3			BB		5	1	2	0	0	2	4				
Ken Landreaux, L OBP: 0.307, SLG: 0.325 (1, 9)										4	0	0	0	0	1	2				
Pedro Guerrero, R OBP: 0.408, SLG: 0.669 (1, 7)										4	0	1	0	0	2	2				
Franklin Stubbs, L OBP: 0.329, SLG: 0.484 (1, 3)										4	2	2	2	0	0	1				
Tracy Woodson, R OBP: 0.290, SLG: 0.354 (1, 5)										4	0	0	0	0	1	0				
Mike Scioscia, L OBP: 0.374, SLG: 0.391 (1, 2)										4	2	2	0	0	0	1				
Dave Anderson, R OBP: 0.273, SLG: 0.313 (1, 6)										4	1	2	1	0	0	1				
Fernando Valenzuela, L OBP: 0.161, SLG: 0.161 (1, 1)										3	0	1	2	0	2	1				
Inning Stats	R: 0 E: 0 K: 1 S: 6	H: 1 LOB: 1 BB: 0 P: 6	R: 2 E: 0 K: 1 S: 8	H: 3 LOB: 1 BB: 0 P: 8	R: 2 E: 0 K: 0 S: 5	H: 2 LOB: 0 BB: 0 P: 5	R: 0 E: 0 K: 0 S: 5	H: 2 LOB: 2 BB: 0 P: 5	R: 1 E: 0 K: 2 S: 9	H: 1 LOB: 1 BB: 0 P: 9	R: 0 E: 0 K: 1 S: 6	H: 1 LOB: 1 BB: 0 P: 6	R: 1 E: 2 K: 2 S: 9	H: 1 LOB: 2 BB: 1 P: 13	R: 1 E: 0 K: 2 S: 9	H: 1 LOB: 2 BB: 1 P: 13		1B: 8 2B: 2 3B: 0 HR: 1	SF: 0 SAC: 1 DP: 0 HBP: 0	WP: 0 PB: 0 SB: 1 CS: 0
PITCHER Bryn Smith, R ERA: 5.93 Jay Tibbs, R ERA: 4.81 Randy St. Claire, R ERA: 5.19 Bob McClure, L ERA: 5.17 (1, 1) (6, 1) (8, 1) (8, 1)	IP: 5.0 WLS: L BF: 25 H: 9 R: 5 ER: 5 SO: 4 BB: 0 IBB: 0 HBP: 0 BLK: 0 WP: 0 HR: 1 S: 33 P: 33 ERA: 7.20 WHIP: 1.800																			

AB	36
R	6
H	11
RBI	5
BB	1
SO	8
LOB	13



Batter	1	2	3	4	5	6	7	8	9	AB	R	H	RBI	BB	SO	LOB	TOP				
Casey Candaele, S (1, 6) OBP: 0.381, SLG: 0.400										3	0	1	0	0	0	2	Montreal Expos @ San Francisco Giants Candlestick Park, San Francisco, CA Sat May 30 1987, 6:33 AM EDT Att: 15,382 - Unknown				
Mitch Webster, S (1, 9) OBP: 0.363, SLG: 0.394										2	1	0	0	2	1	2					
Tim Raines, S (1, 7) OBP: 0.458, SLG: 0.588										3	2	1	0	1	0	1					
Tim Wallach, R (1, 5) OBP: 0.339, SLG: 0.477										4	2	2	5	0	1	0					
Andres Galarraga, R (1, 3) OBP: 0.412, SLG: 0.516										4	0	1	0	0	0	1					
Hern Wainwright, L (1, 8) OBP: 0.360, SLG: 0.520										4	0	1	1	0	1	0					
Vance Law, R (1, 4) OBP: 0.380, SLG: 0.460										4	0	1	0	0	0	1					
Jeff Reed, L (1, 2) OBP: 0.205, SLG: 0.220										4	0	2	0	0	0	1					
Floyd Youmans, R (1, 1) OBP: 0.250, SLG: 0.500										2	0	0	0	0	1	2					
Wallace Johnson, S (8, PH) OBP: 0.214, SLG: 0.393										1	1	0	0	0	0	0					
Andy McGaffigan, R (8, 1) OBP: 0.250, SLG: 0.250										1	0	0	0	0	0	1					
Lary Sorensen, R (9, 1)										0	0	0	0	0	0	0					
Randy St. Claire, R (9, 1)										0	0	0	0	0	0	0					
Inning Stats	R: 0 E: 0 K: 0 S: 2	H: 1 LOB: 0 BB: 1 P: 6	R: 0 E: 0 K: 1 S: 5	H: 0 LOB: 0 BB: 0 P: 5	R: 0 E: 0 K: 1 S: 6	H: 1 LOB: 1 BB: 0 P: 6	R: 3 E: 0 K: 0 S: 5	H: 3 LOB: 0 BB: 1 P: 9	R: 0 E: 0 K: 0 S: 4	H: 1 LOB: 0 BB: 0 P: 4	R: 0 E: 0 K: 0 S: 3	H: 0 LOB: 0 BB: 0 P: 3	R: 0 E: 0 K: 1 S: 7	H: 2 LOB: 0 BB: 1 P: 11	R: 0 E: 0 K: 1 S: 6	H: 1 LOB: 1 BB: 0 P: 6	1B: 5 2B: 4 3B: 1 HR: 1	SF: 0 SAC: 1 DP: 2 HBP: 0	WP: 0 PB: 0 SB: 1 CS: 2	PA: 37	
PITCHER Mike Krukow, R (1, 1) ERA: 6.32	IP: 9.0 WLS: L BF: 36 H: 10 R: 6 ER: 6 SO: 4 BB: 2 IBB: 1 HBP: 0 BLK: 0 WP: 0 HR: 1 S: 41 P: 53 ERA: 6.00 WHIP: 1.333																				

AB	32
R	6
H	10
RBI	6
BB	3
SO	4
LOB	11



Batter	1	2	3	4	5	6	7	8	9	AB	R	H	RBI	BB	SO	LOB	BOTTOM					
Mark Wasinger, R (1, 5) OBP: 0.357, SLG: 0.447										3	1	1	0	1	0	0	Montreal Expos @ San Francisco Giants Candlestick Park, San Francisco, CA Sat May 30 1987, 6:33 AM EDT Att: 15,382 - Unknown					
Joel Youngblood, R (9, PH) OBP: 0.348, SLG: 0.333										1	0	1	1	0	0	0						
Chili Davis, S (1, 8) OBP: 0.333, SLG: 0.396										3	0	1	0	2	2	0						
Jeffrey Leonard, R (1, 7) OBP: 0.383, SLG: 0.670										5	0	0	0	0	1	6						
Candy Maldonado, R (1, 9) OBP: 0.376, SLG: 0.536										4	0	1	0	0	1	2						
Willi Clark, L (1, 3) OBP: 0.357, SLG: 0.583										4	2	2	2	0	1	2						
Bob Brenly, R (1, 2) OBP: 0.353, SLG: 0.329										2	0	0	0	2	1	1						
Robby Thompson, R (1, 4) OBP: 0.349, SLG: 0.432										4	1	2	0	0	2	1						
Matt Williams, R (1, 6) OBP: 0.237, SLG: 0.310										3	0	0	0	0	3	3						
Mike Aldrete, L (9, PH) OBP: 0.398, SLG: 0.400										1	0	0	0	0	1	1						
Mike Krukow, R (1, 1) OBP: 0.167, SLG: 0.176										3	0	0	0	0	2	3						
Harry Spilman, L (9, PH) OBP: 0.379, SLG: 0.440										0	0	0	0	1	0	0						
Inning Stats	R: 1 E: 0 K: 2 S: 9	H: 2 LOB: 1 BB: 0 P: 9	R: 0 E: 0 K: 3 S: 9	H: 0 LOB: 1 BB: 1 P: 13	R: 0 E: 0 K: 1 S: 5	H: 0 LOB: 0 BB: 0 P: 5	R: 1 E: 0 K: 1 S: 7	H: 2 LOB: 2 BB: 1 P: 11	R: 0 E: 0 K: 0 S: 2	H: 0 LOB: 1 BB: 2 P: 10	R: 1 E: 0 K: 3 S: 10	H: 1 LOB: 0 BB: 0 P: 10	R: 0 E: 0 K: 2 S: 7	H: 0 LOB: 0 BB: 0 P: 7	R: 0 E: 0 K: 1 S: 6	H: 1 LOB: 1 BB: 0 P: 6	R: 1 E: 0 K: 1 S: 6	H: 2 LOB: 2 BB: 2 P: 14	1B: 5 2B: 1 3B: 0 HR: 2	SF: 0 SAC: 0 DP: 2 HBP: 0	WP: 0 PB: 1 SB: 2 CS: 0	PA: 39
PITCHER Floyd Youmans, R (1, 1) ERA: 5.31	IP: 7.0 WLS: W BF: 29 H: 7 R: 3 ER: 3 SO: 2 BB: 3 IBB: 0 HBP: 0 BLK: 0 WP: 0 HR: 2 S: 49 P: 65 ERA: 2.57 WHIP: 1.286																					
Andy McGaffigan, R (8, 1) ERA: 2.1	IP: 1.1 WLS: S BF: 7 H: 2 R: 1 ER: 1 SO: 2 BB: 1 IBB: 0 HBP: 0 BLK: 0 WP: 0 HR: 1 S: 10 P: 14 ERA: 6.75 WHIP: 2.250																					
Lary Sorensen, R (9, 1) ERA: 2.18	IP: 0.0 WLS: S BF: 2 H: 1 R: 0 ER: 0 SO: 0 BB: 0 IBB: 0 HBP: 0 BLK: 0 WP: 0 HR: 0 S: 1 P: 5 ERA: ∞ WHIP: ∞																					
Randy St. Claire, R (9, 1) ERA: 5.06	IP: 0.2 WLS: S BF: 1 H: 0 R: 0 ER: 0 SO: 0 BB: 0 IBB: 0 HBP: 0 BLK: 0 WP: 0 HR: 0 S: 1 P: 1 ERA: 0.00 WHIP: 0.000																					

AB	33
R	4
H	8
RBI	3
BB	6
SO	14
LOB	19



Batter	1	2	3	4	5	6	7	8	9	AB	R	H	RBI	BB	SO	LOB	TOP			
Wallace Johnson, S OBP: 0.188, SLG: 0.344 (1, 3)	E4 FC6-4		G3		4-3			6-3		4	0	0	0	0	0	2	Montreal Expos @ San Francisco Giants Candlestick Park, San Francisco, CA Sun May 31 1987, 6:33 AM EDT Att: 29,740 - Unknown livebaseballscorecards.com			
Mitch Webster, S OBP: 0.398, SLG: 0.410 Reid Nichols, R OBP: 0.327, SLG: 0.392 (1, 9) (6, 9)	FC6-4 G3			G3 2B		7-4 2B		F3		3	0	2	0	0	0	1				
Tim Raines, S OBP: 0.444, SLG: 0.566 (1, 7)	G3			G3		F4		F4		4	0	0	0	0	0	3				
Tim Wallach, R OBP: 0.332, SLG: 0.466 (1, 5) (8, 1)	K			K		7-4 2-3f			5-3	4	0	0	0	0	2	3				
Hubie Brooks, R OBP: 0.276, SLG: 0.222 (1, 6)		G4-6-3 1B		F8				5-3	F8	4	0	1	0	0	0	1				
Herm Winningham, L OBP: 0.356, SLG: 0.506 (1, 8)		G4-6-3 1-2f			6-3		WP 1B		K	4	0	1	0	0	1	1				
Vance Law, R OBP: 0.379, SLG: 0.458 (1, 4) (8, 5)		K			SH2-4 HBP 1B			K		3	0	1	0	0	2	1				
Jeff Reed, L OBP: 0.234, SLG: 0.214 Curt Brown, R (7, 1) Casey Candaele, S OBP: 0.381, SLG: 0.400 (8, 4)			K			SH2-4 HBP				1	0	0	0	0	1	0				
Bob Sebra, R OBP: 0.158, SLG: 0.111 Jay Tibbs, R OBP: 0.227, SLG: 0.158 Dave Engle, R OBP: 0.273, SLG: 0.293 (7, PH) (7, 2)			K		SH2-4			5-3		0	0	0	0	0	0	0				
					1-2 2-3					1	0	0	0	0	0	2				
Inning Stats	R: 0 E: 1 K: 1 S: 6	H: 0 LOB: 1 BB: 0 P: 6	R: 0 E: 0 K: 1 S: 5	H: 1 LOB: 0 BB: 0 P: 5	R: 0 E: 0 K: 2 S: 7	H: 0 LOB: 0 BB: 0 P: 7	R: 0 E: 0 K: 1 S: 6	H: 1 LOB: 1 BB: 0 P: 6	R: 0 E: 0 K: 0 S: 4	H: 1 LOB: 2 BB: 0 P: 5	R: 0 E: 0 K: 0 S: 3	H: 1 LOB: 2 BB: 1 P: 10	R: 0 E: 0 K: 0 S: 3	H: 0 LOB: 0 BB: 0 P: 3	R: 0 E: 0 K: 1 S: 5	H: 0 LOB: 0 BB: 0 P: 5	1B: 3 2B: 3 3B: 0 HR: 0	SF: 0 SAC: 1 DP: 2 HBP: 1	WP: 2 PB: 2 SB: 0 CS: 0	PA: 33
PITCHER Kelly Downs, R ERA: 3.41 (1, 1)	IP: 9.0 WLS: W BF: 33 H: 5 R: 0 ER: 0 SO: 7 BB: 1 IBB: 0 HBP: 1 BLK: 0 WP: 2 HR: 0 S: 45 P: 50 ERA: 0.00 WHIP: 0.667											PITCHER	IP: 9.0 WLS: W BF: 33 H: 5 R: 0 ER: 0 SO: 7 BB: 1 IBB: 0 HBP: 1 BLK: 0 WP: 2 HR: 0 S: 45 P: 50 ERA: 0.00 WHIP: 0.667							

Batter	1	2	3	4	5	6	7	8	9	AB	R	H	RBI	BB	SO	LOB	BOTTOM			
Chris Speier, R OBP: 0.385, SLG: 0.440 (1, 5) (7, 4)			6-3		1-3		5-3			4	0	1	0	1	0	1	Montreal Expos @ San Francisco Giants Candlestick Park, San Francisco, CA Sun May 31 1987, 6:33 AM EDT Att: 29,740 - Unknown livebaseballscorecards.com			
Chili Davis, S OBP: 0.330, SLG: 0.390 (1, 8)	K		BB 1B		3-1		G3			5	1	1	0	0	1	4				
Jeffrey Leonard, R OBP: 0.398, SLG: 0.697 (1, 7)			1B BB			1B 2B				4	2	4	1	1	0	0				
Candy Maldonado, R OBP: 0.377, SLG: 0.532 (1, 9)	6-3				4-3 1B	6-3	F8			5	1	2	2	0	0	2				
Will Clark, L OBP: 0.352, SLG: 0.577 (1, 3)		F7	F8		4-3			G3		5	1	1	0	0	0	3				
Bob Brenly, R OBP: 0.378, SLG: 0.360 (1, 2)				F9		1B 2B				5	2	4	2	0	0	0				
Robby Thompson, R OBP: 0.358, SLG: 0.469 Mark Wasinger, R OBP: 0.364, SLG: 0.450 (6, PH) (7, 5)		5-3		SH5-4 1B		1B HR		G5-4-3 1B		3	1	2	2	0	0	1				
Matt Williams, R OBP: 0.250, SLG: 0.324 (1, 6)				SH5-4 1B		SH1-4 BB				2	0	1	0	0	1	1				
Kelly Downs, R OBP: 0.095, SLG: 0.095 (1, 1)			K		SH5-4		K			2	0	0	0	0	2	2				
					1-2 2-3					1	0	0	0	0	2	2				
Inning Stats	R: 0 E: 0 K: 1 S: 6	H: 2 LOB: 1 BB: 0 P: 6	R: 0 E: 0 K: 1 S: 6	H: 1 LOB: 0 BB: 0 P: 6	R: 1 E: 0 K: 1 S: 7	H: 2 LOB: 2 BB: 1 P: 11	R: 0 E: 0 K: 0 S: 5	H: 2 LOB: 3 BB: 1 P: 9	R: 4 E: 0 K: 0 S: 7	H: 4 LOB: 1 BB: 1 P: 11	R: 3 E: 0 K: 1 S: 10	H: 5 LOB: 2 BB: 0 P: 10	R: 0 E: 0 K: 0 S: 4	H: 1 LOB: 1 BB: 0 P: 4	R: 0 E: 0 K: 0 S: 3	H: 1 LOB: 0 BB: 0 P: 3	1B: 13 2B: 4 3B: 0 HR: 2	SF: 0 SAC: 2 DP: 2 HBP: 0	WP: 0 PB: 0 SB: 0 CS: 1	PA: 43
PITCHER Bob Sebra, R ERA: 4.28 Jay Tibbs, R ERA: 5.13 Curt Brown, R ERA: 2.08 Tim Wallach, R ERA:	IP: 4.1 WLS: L BF: 25 H: 11 R: 5 ER: 5 SO: 3 BB: 2 IBB: 0 HBP: 0 BLK: 0 WP: 0 HR: 1 S: 29 P: 37 ERA: 10.38 WHIP: 3.000											PITCHER	IP: 4.1 WLS: L BF: 25 H: 11 R: 5 ER: 5 SO: 3 BB: 2 IBB: 0 HBP: 0 BLK: 0 WP: 0 HR: 1 S: 29 P: 37 ERA: 10.38 WHIP: 3.000							

Batter	1	2	3	4	5	6	7	8	9	AB	R	H	RBI	BB	SO	LOB	TOP							
Tim Flannery, L OBP: 0.306, SLG: 0.286 (1, 4)	L8		F7		4-3		6-3		G6-4-3	5	0	0	0	0	0	2								
Randy Ready, R OBP: 0.376, SLG: 0.405 (1, 5)	F9		FC6-4 1B		3B 1B		L5		F9	5	1	2	0	0	0	0								
Tony Gwynn, L OBP: 0.423, SLG: 0.492 (1, 9)	1B		FC6-4		3B		1B			4	0	3	1	0	0	2								
Carmelo Martinez, R OBP: 0.341, SLG: 0.377 (1, 3)	6-3			K	F8		F3			4	0	0	0	0	1	3								
John Kruk, L OBP: 0.476, SLG: 0.534 (1, 7)		G5-4-3 1B		1B BB		SH3-4 BB SF8 BB		K		2	1	1	0	2	1	0								
Benito Santiago, R OBP: 0.298, SLG: 0.402 (1, 2)	G5-4-3			K		SH3-4 1B BB		6-3		3	0	0	0	1	1	2								
Shane Mack, R OBP: 0.400, SLG: 0.409 (1, 8)				K	1B	SH3-4				2	0	1	0	1	1	0								
Garry Templeton, S OBP: 0.268, SLG: 0.258 (1, 6)			5-3	F8		SF8		K		3	0	0	1	0	1	3								
Jimmy Jones, R OBP: 0.143, SLG: 0.143 (1, 1)					5-3					2	0	1	0	0	0	0								
Marvell Wynne, L OBP: 0.333, SLG: 0.337 (6, PH)										1	0	1	0	0	0	0								
Lance McCullers, S (6, 1)			1B							0	0	0	0	0	0	0								
Joey Cora, S OBP: 0.337, SLG: 0.288 (9, PH)			1B						G6-4-3 1B	1	0	1	0	0	0	0								
Inning Stats	R: 0 E: 0 K: 0 S: 4	H: 1 LOB: 1 BB: 0 P: 4	R: 0 E: 0 K: 1 S: 5	H: 1 LOB: 0 BB: 0 P: 5	R: 0 E: 0 K: 0 S: 5	H: 2 LOB: 2 BB: 0 P: 5	R: 0 E: 0 K: 2 S: 8	H: 1 LOB: 2 BB: 1 P: 12	R: 1 E: 0 K: 0 S: 5	H: 2 LOB: 1 BB: 0 P: 5	R: 1 E: 0 K: 0 S: 3	H: 1 LOB: 2 BB: 2 P: 11	R: 0 E: 0 K: 0 S: 4	H: 1 LOB: 1 BB: 0 P: 4	R: 0 E: 0 K: 2 S: 7	H: 0 LOB: 1 BB: 1 P: 11	R: 0 E: 0 K: 0 S: 3	H: 1 LOB: 0 BB: 0 P: 3	1B: 9 2B: 0 3B: 1 HR: 0	SF: 1 SAC: 1 DP: 2 HBP: 0	WP: 0 PB: 0 SB: 1 CS: 0	PA: 38		
PITCHER	IP	WLS	BF	H	R	ER	SO	BB	IBB	HBP	BLK	WP	HR	S	P	ERA	WHIP							
Bryn Smith, R ERA: 5.6 (1, 1)	5.0	W	24	7	2	2	3	3	0	0	0	0	0	27	39	3.60	2.000							
Andy McGaffigan, R ERA: 1.93 (6, 1)	3.0		11	2	0	0	2	1	0	0	0	0	0	14	18	0.00	1.000							
Lary Sorensen, R ERA: 2.12 (9, 1)	1.0		3	1	0	0	0	0	0	0	0	0	0	3	3	0.00	1.000							

San Diego Padres @ Montreal Expos
Olympic Stadium, Montreal, QB
Tue Jun 02 1987, 7:05 PM EDT
Att: 18,254 - Unknown

AB 32
R 2
H 10
RBI 2
BB 4
SO 5
LOB 12



Batter	1	2	3	4	5	6	7	8	9	AB	R	H	RBI	BB	SO	LOB	BOTTOM							
Casey Candaele, S OBP: 0.376, SLG: 0.394 (1, 8)	4-3		BB S 2H 1B		3-1	K		4-3		5	0	1	1	0	1	2								
Mitch Webster, S OBP: 0.373, SLG: 0.425 (1, 9)	B1-3		BB BB		HR		4-3 E 1B BB	F7		3	2	1	1	2	0	1								
Tim Raines, S OBP: 0.438, SLG: 0.550 (1, 7)	6-3		BB		4-3		4-3			3	0	0	0	1	0	1								
Tim Wallach, R OBP: 0.335, SLG: 0.467 (1, 5)		4-3	6-3			1B		CS 1B		4	0	2	1	0	0	3								
Andres Galarraga, R OBP: 0.414, SLG: 0.509 (1, 3)		K		E S 5-3 BB		K		1-2 BB		2	1	0	0	2	2	1								
Hubie Brooks, R OBP: 0.273, SLG: 0.323 (1, 6)		6-3		K		HR		K		4	1	1	1	0	2	2								
Vance Law, R OBP: 0.381, SLG: 0.456 (1, 4)			3-1	5-3 BB		SH1-4 1B		6-3		3	0	1	0	1	0	0								
Mike Fitzgerald, R OBP: 0.299, SLG: 0.302 (1, 2)			PB SH2-3 1B 1B	5-3		F5		1B 2B		4	2	2	1	0	0	2								
Bryn Smith, R OBP: 0.364, SLG: 0.500 (1, 1)			SH2-3			SH1-4				1	0	0	0	0	1	1								
Andy McGaffigan, R (6, 1)										0	0	0	0	0	0	0								
Wallace Johnson, S OBP: 0.212, SLG: 0.364 (6, PH)										1	0	1	1	0	0	0								
Lary Sorensen, R (9, 1)										0	0	0	0	0	0	0								
Inning Stats	R: 0 E: 0 K: 0 S: 3	H: 0 LOB: 0 BB: 0 P: 3	R: 0 E: 0 K: 1 S: 5	H: 0 LOB: 0 BB: 0 P: 5	R: 1 E: 0 K: 0 S: 5	H: 2 LOB: 3 BB: 2 P: 13	R: 1 E: 0 K: 2 S: 7	H: 0 LOB: 1 BB: 2 P: 15	R: 1 E: 0 K: 1 S: 7	H: 2 LOB: 1 BB: 0 P: 7	R: 1 E: 0 K: 1 S: 5	H: 2 LOB: 1 BB: 0 P: 7	R: 1 E: 0 K: 1 S: 5	H: 1 LOB: 1 BB: 2 P: 13	R: 1 E: 0 K: 0 S: 5	H: 2 LOB: 1 BB: 0 P: 5	1B: 6 2B: 1 3B: 0 HR: 2	SF: 0 SAC: 2 DP: 0 HBP: 0	WP: 0 PB: 1 SB: 2 CS: 1	PA: 38				
PITCHER	IP	WLS	BF	H	R	ER	SO	BB	IBB	HBP	BLK	WP	HR	S	P	ERA	WHIP							
Jimmy Jones, R ERA: 7.71 (1, 1)	5.0	L	23	4	3	2	4	4	0	0	0	0	0	27	43	3.60	1.600							
Lance McCullers, R ERA: 5.09 (6, 1)	3.0		15	5	3	3	2	2	0	0	0	0	1	17	25	9.00	2.333							

San Diego Padres @ Montreal Expos
Olympic Stadium, Montreal, QB
Tue Jun 02 1987, 7:05 PM EDT
Att: 18,254 - Unknown


AB 30
R 6
H 9
RBI 6
BB 6
SO 6
LOB 13



Batter	1	2	3	4	5	6	7	8	9	AB	R	H	RBI	BB	SO	LOB	TOP					
Joey Cora, S OBP: 0.333, SLG: 0.297 (1, 4)										5	0	1	0	0	1	1						
Randy Ready, R OBP: 0.392, SLG: 0.407 (1, 5)										2	2	1	0	2	0	1						
Tony Gwynn, L OBP: 0.425, SLG: 0.492 (1, 9)										4	1	2	0	0	0	2						
John Kruk, L OBP: 0.477, SLG: 0.549 (1, 7)										4	0	2	1	0	1	3						
Bruce Bochy, R OBP: 0.333, SLG: 0.333 (1, 2)										2	0	0	1	1	0	1						
Shane Mack, R OBP: 0.357, SLG: 0.360 Marvell Wynne, L OBP: 0.330, SLG: 0.337 (8, 8)										3	0	0	0	0	0	2						
Carmelo Martinez, R OBP: 0.333, SLG: 0.367 (1, 3)										4	0	0	0	0	1	1						
Luis Salazar, R OBP: 0.318, SLG: 0.295 Tim Flannery, L OBP: 0.294, SLG: 0.273 (7, 4)										2	0	1	0	0	0	0						
Andy Hawkins, R OBP: 0.190, SLG: 0.190 Jim Steels, L OBP: 0.271, SLG: 0.244 Craig Lefferts, L OBP: 0.301, SLG: 0.351 (8, 8)										2	0	0	0	0	1	1						
Inning Stats	R: 0 E: 0 K: 0 S: 4	H: 1 LOB: 1 BB: 0 P: 4	R: 0 E: 0 K: 0 S: 3	H: 0 LOB: 0 BB: 0 P: 3	R: 0 E: 0 K: 1 S: 5	H: 0 LOB: 0 BB: 0 P: 5	R: 0 E: 0 K: 1 S: 6	H: 2 LOB: 1 BB: 0 P: 6	R: 0 E: 0 K: 1 S: 6	H: 1 LOB: 1 BB: 0 P: 6	R: 1 E: 0 K: 0 S: 4	H: 1 LOB: 2 BB: 2 P: 12	R: 0 E: 0 K: 0 S: 4	H: 1 LOB: 0 BB: 0 P: 4	R: 2 E: 0 K: 1 S: 7	H: 2 LOB: 1 BB: 1 P: 11	R: 0 E: 0 K: 0 S: 3	H: 0 LOB: 0 BB: 0 P: 3	1B: 5 2B: 2 HR: 0	SF: 2 SAC: 0 DP: 1 HBP: 0	WP: 0 PB: 0 SB: 1 CS: 2	PA: 37
PITCHER	IP WLS BF H R ER SO BB IBB HBP BLK WP HR S P ERA WHIP																					
Neal Heaton, L ERA: 3.84 Tim Burke, R ERA: 1.71 (7, 1)	6.0 W 24 5 1 1 3 2 0 0 0 0 0 0 28 36 1.50 1.167																					

San Diego Padres @ Montreal Expos
Olympic Stadium, Montreal, QB
Wed Jun 03 1987, 7:05 PM EDT
Att: 16,921 - Unknown


AB 32
R 3
H 8
RBI 3
BB 3
SO 4
LOB 12

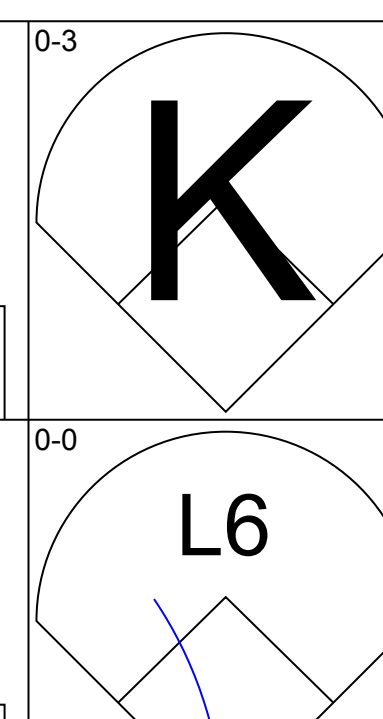
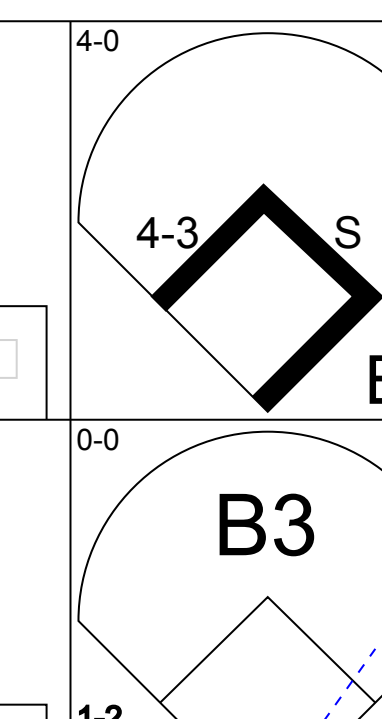
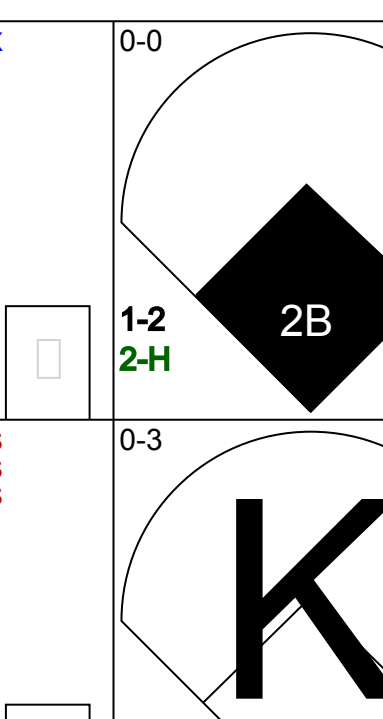
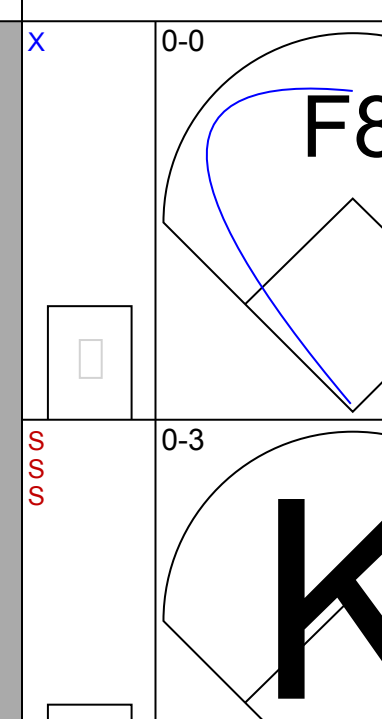
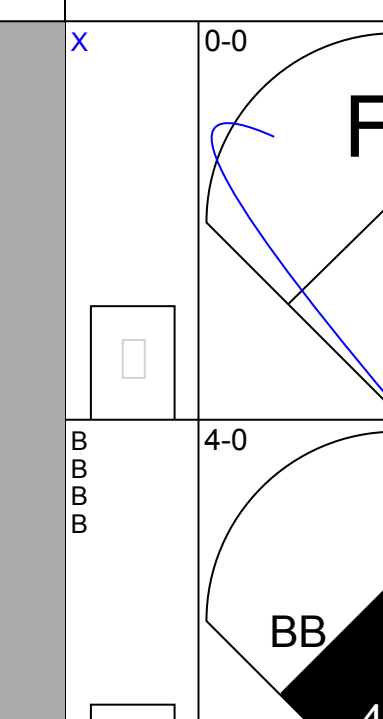
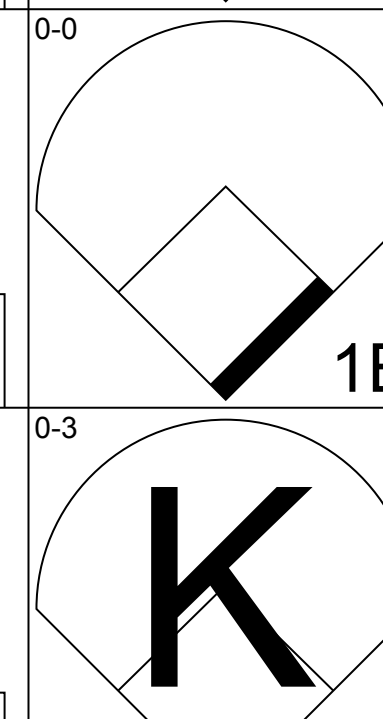
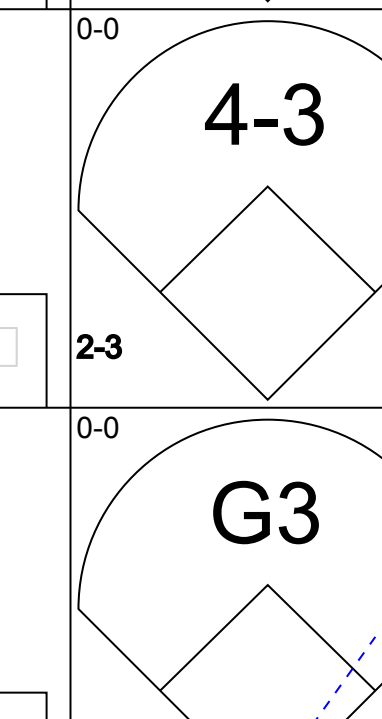
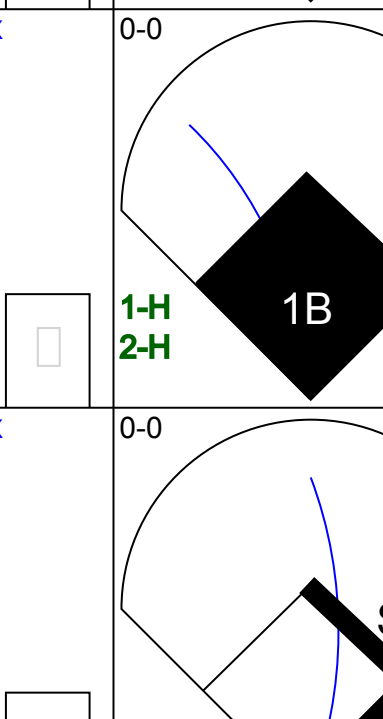
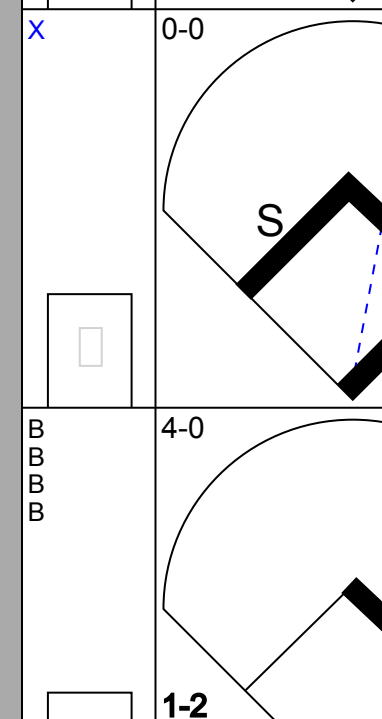
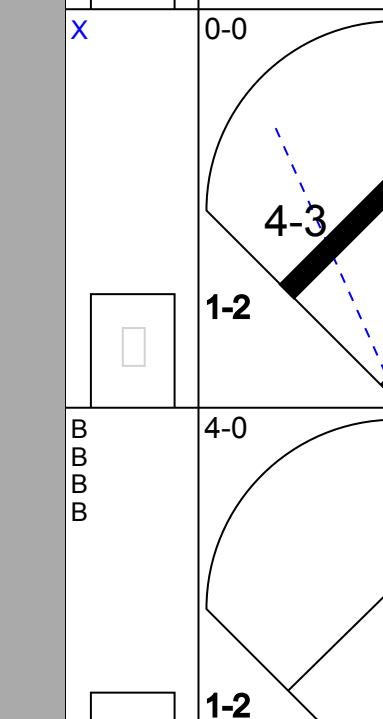


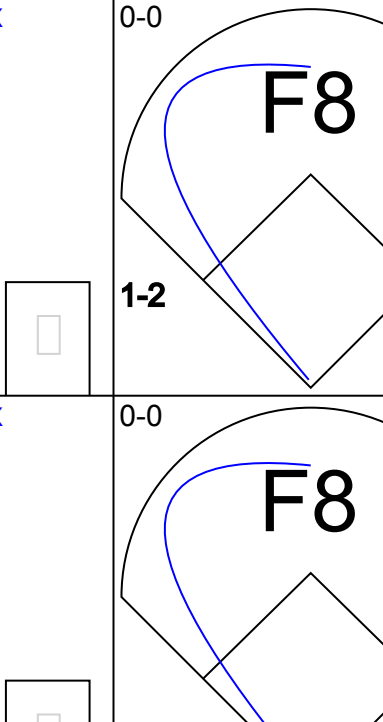
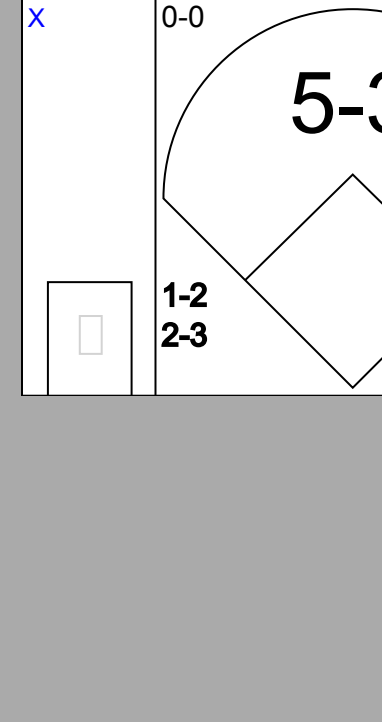
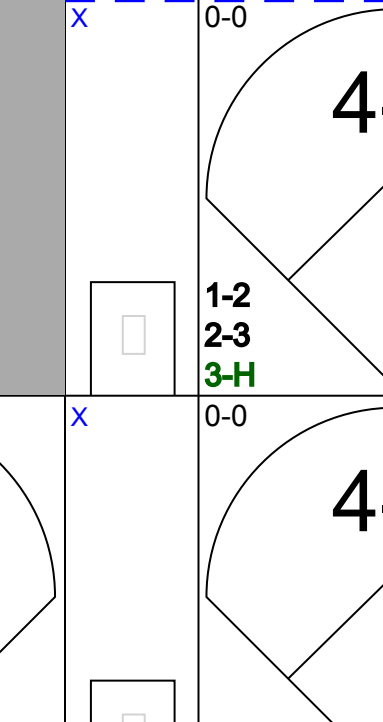


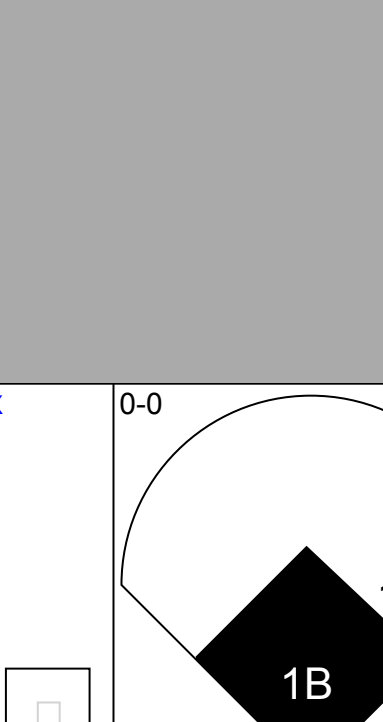

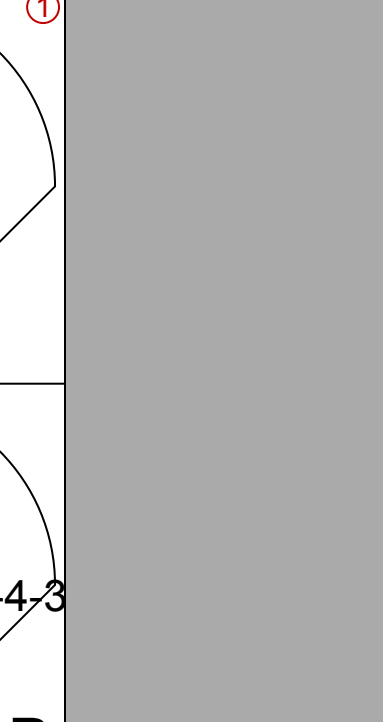

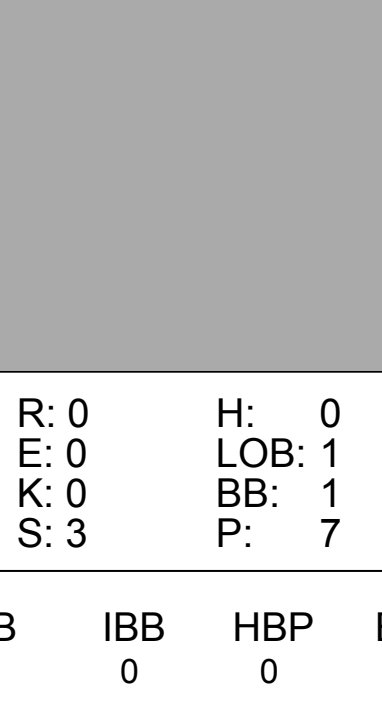
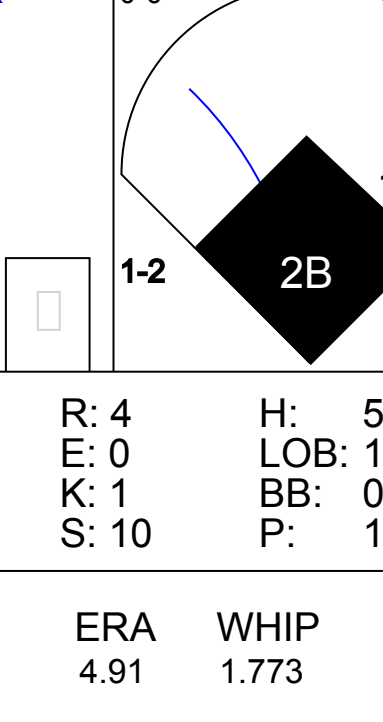
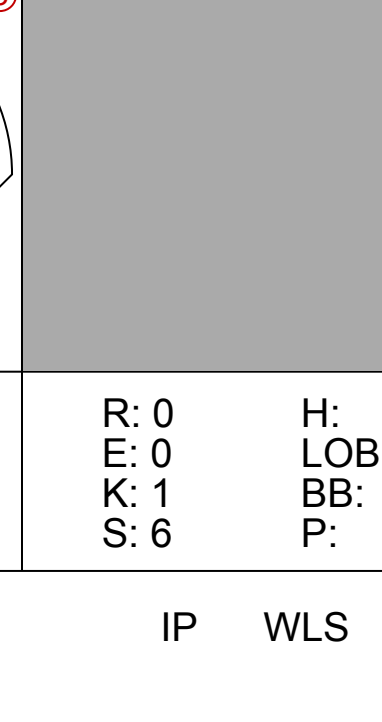
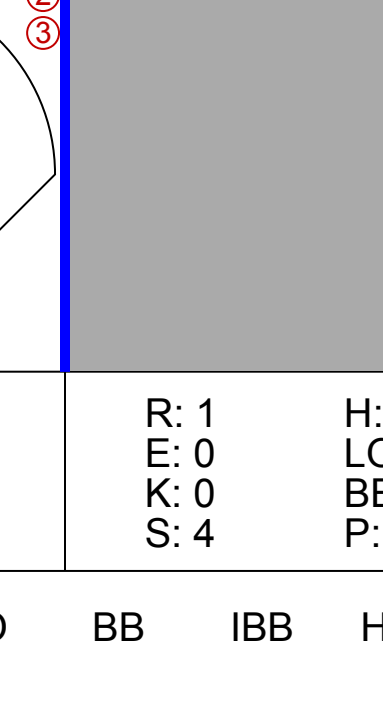
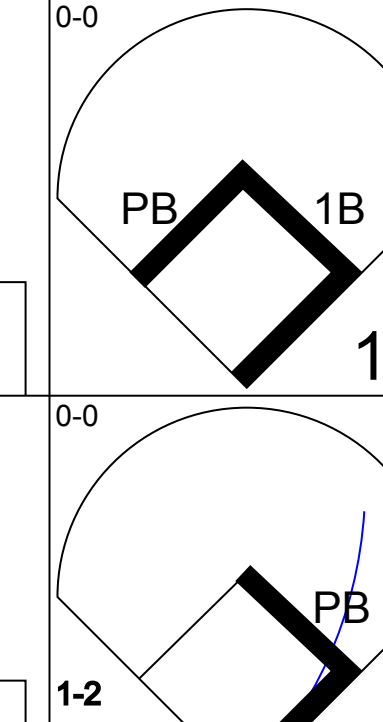
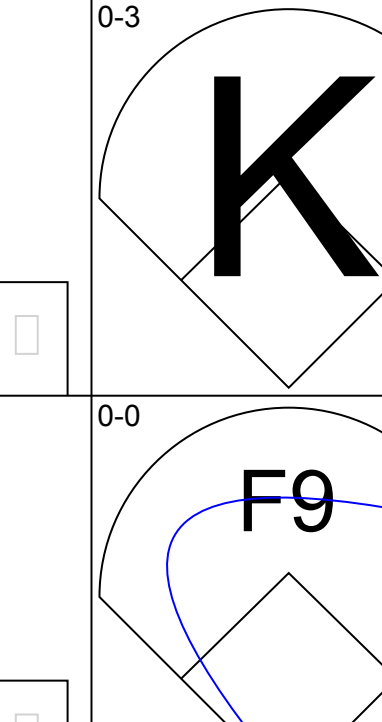

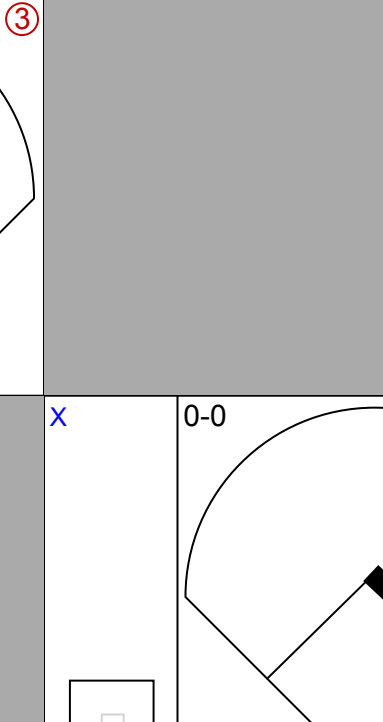
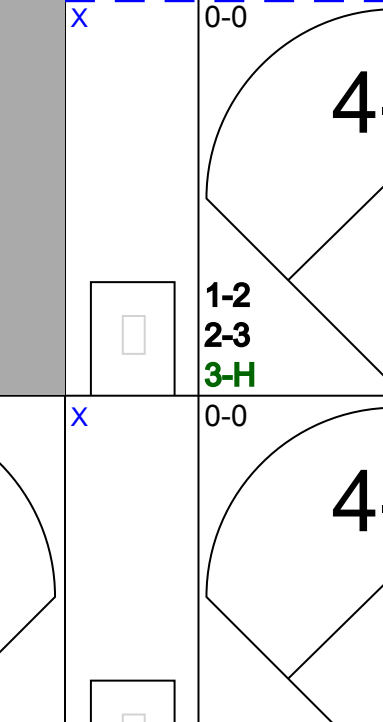


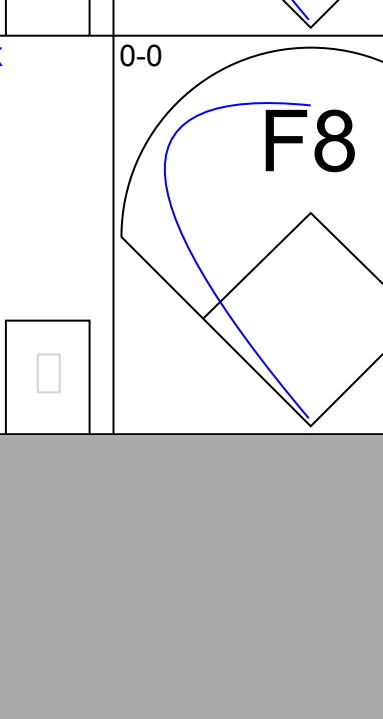
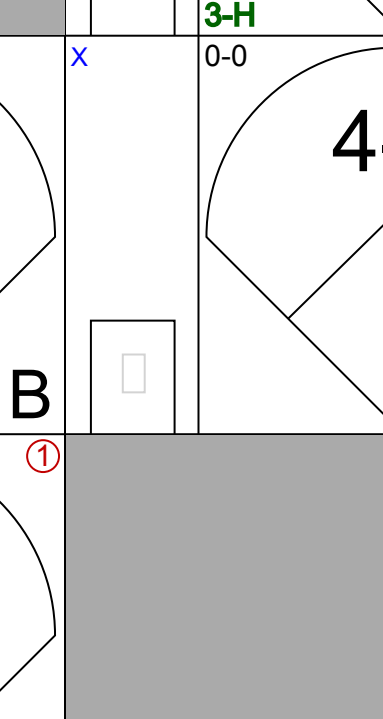


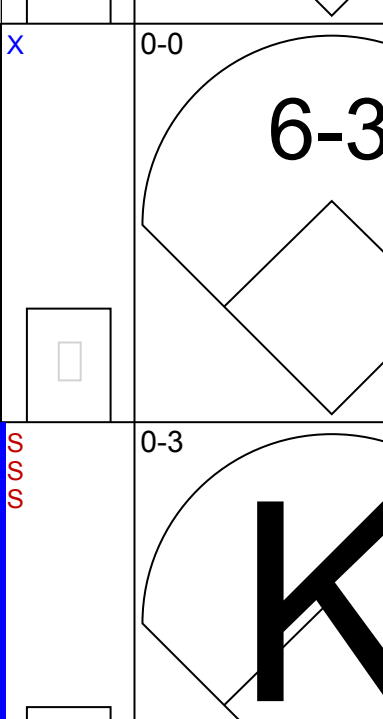
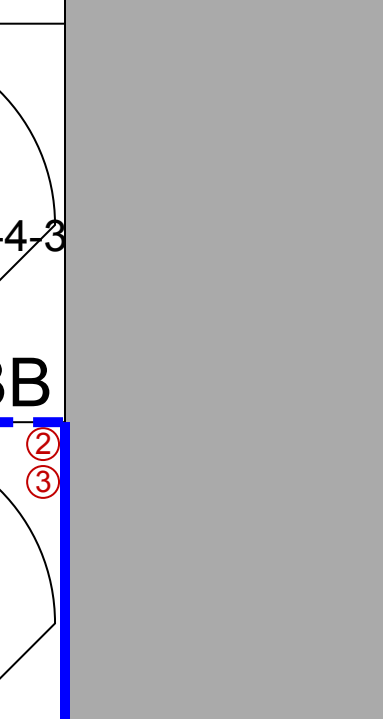
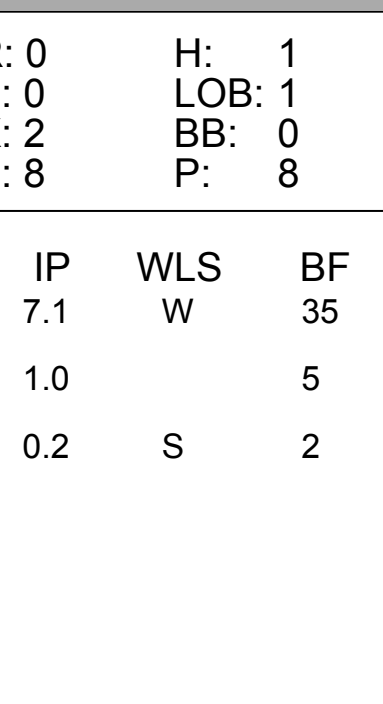
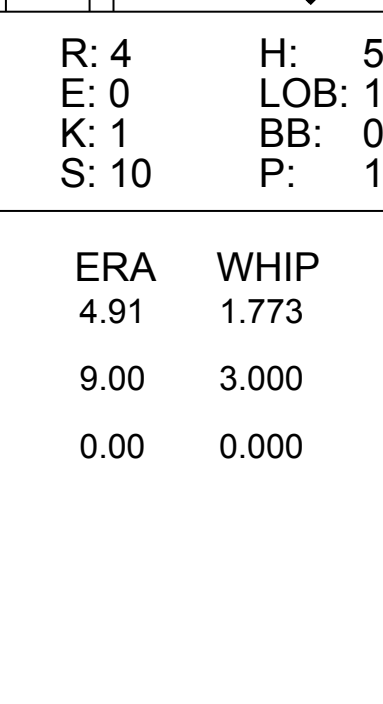
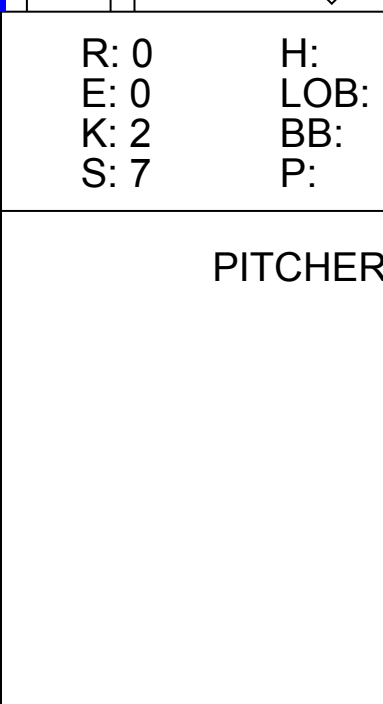
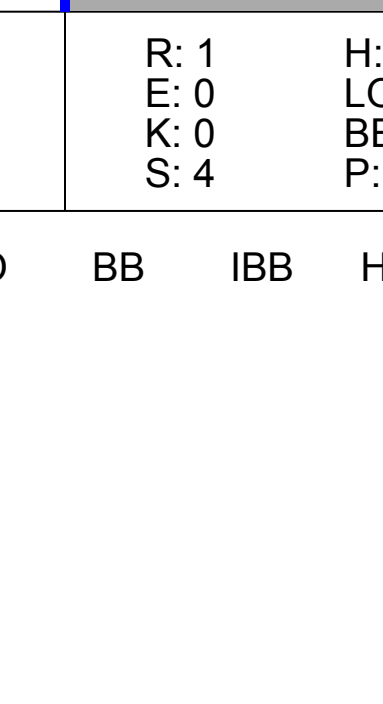
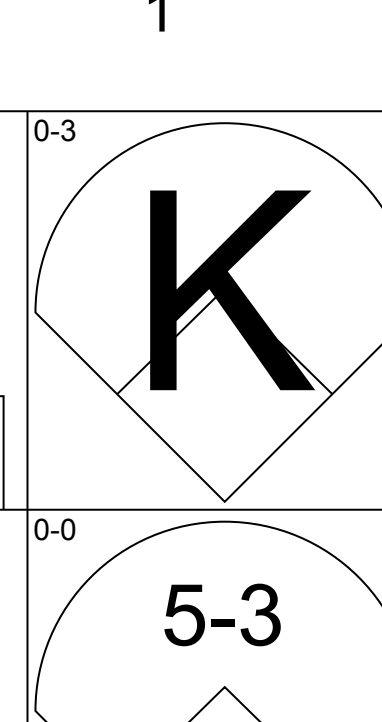
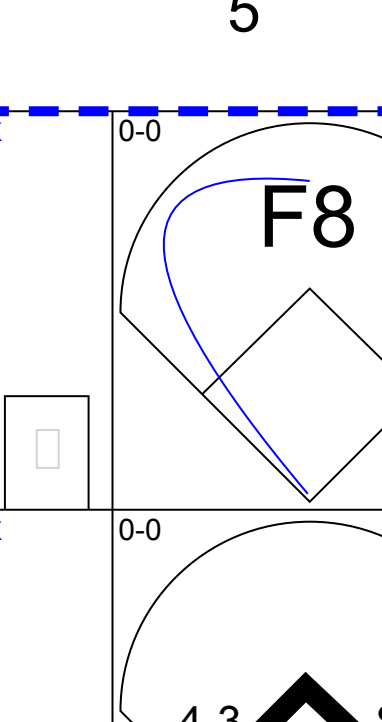




Batter	1	2	3	4	5	6	7	8	9	AB	R	H	RBI	BB	SO	LOB	BOTTOM			
Casey Candaele, S OBP: 0.372, SLG: 0.389 (1, 6)										5	0	1	0	0	0	2				
Mitch Webster, S OBP: 0.364, SLG: 0.414 (1, 9)										5	0	0	0	0	1	2				
Tim Raines, S OBP: 0.447, SLG: 0.584 (1, 7)										4	2	3	1	0	0	0				
Tim Wallach, R OBP: 0.333, SLG: 0.467 (1, 5)										4	0	1	1	0	0	1				
Andres Galarraga, R OBP: 0.416, SLG: 0.524 (1, 3)										3	1	1	1	0	0	2				
Herm Winningham, L OBP: 0.382, SLG: 0.500 (1, 8)										3	0	1	0	1	0	2				
Vance Law, R OBP: 0.389, SLG: 0.456 (1, 4)										2	1	1	0	2	0	0				
Jeff Reed, L OBP: 0.220, SLG: 0.200 (1, 2)										3	0	0	0	0	0	3				
Neal Heaton, L OBP: 0.313, SLG: 0.323 Wallace Johnson, S OBP: 0.206, SLG: 0.353 Tim Burke, R (7, 1)										2	0	1	1	0	0	0				
Inning Stats	R: 1 E: 0 K: 0 S: 5	H: 2 LOB: 2 BB: 0 P: 6	R: 0 E: 0 K: 0 S: 3	H: 0 LOB: 0 BB: 0 P: 3	R: 0 E: 1 K: 0 S: 5	H: 1 LOB: 2 BB: 0 P: 5	R: 0 E: 0 K: 0 S: 6	H: 3 LOB: 2 BB: 0 P: 6	R: 0 E: 0 K: 0 S: 3	H: 0 LOB: 0 BB: 0 P: 3	R: 0 E: 0 K: 0 S: 3	H: 0 LOB: 2 BB: 2 P: 11	R: 2 E: 0 K: 0 S: 6	H: 3 LOB: 2 BB: 1 P: 10	R: 0 E: 0 K: 2 S: 7	H: 0 LOB: 0 BB: 0 P: 7	1B: 6 2B: 1 3B: 0 HR: 2	SF: 0 SAC: 1 DP: 0 HBP: 1	WP: 0 PB: 0 SB: 4 CS: 0	PA: 38
PITCHER	IP WLS BF H R ER SO BB IBB HBP BLK WP HR S P ERA WHIP																			
Andy Hawkins, R ERA: 5.09 Craig Lefferts, L ERA: 4.46 (7, 1)	6.0 L 28 6 2 2 2 0 1 0 0 0 2 13 17 9.00 1.500																			

San Diego Padres @ Montreal Expos
Olympic Stadium, Montreal, QB
Wed Jun 03 1987, 7:05 PM EDT
Att: 16,921 - Unknown

AB 33
R 4
H 9
RBI 4
BB 3
SO 2
LOB 14

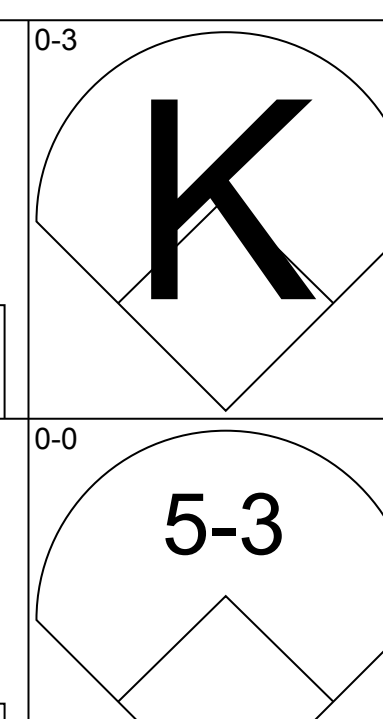
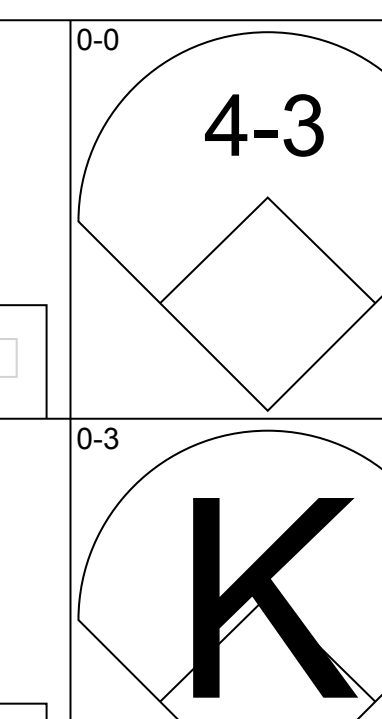
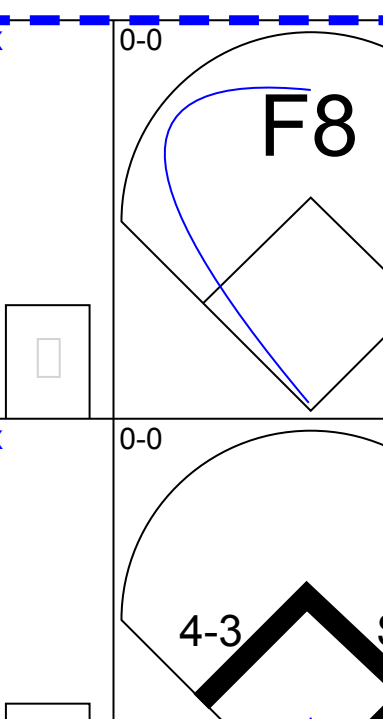
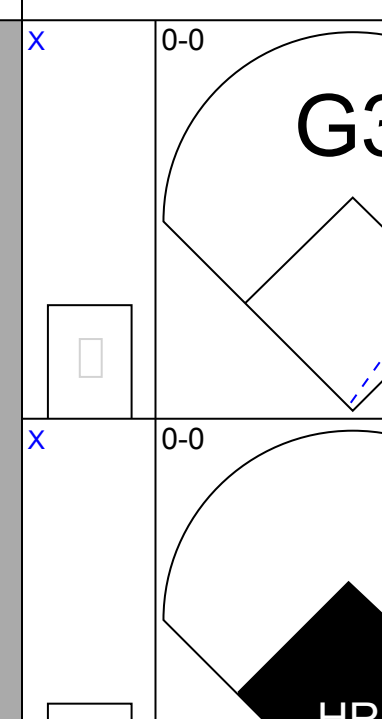
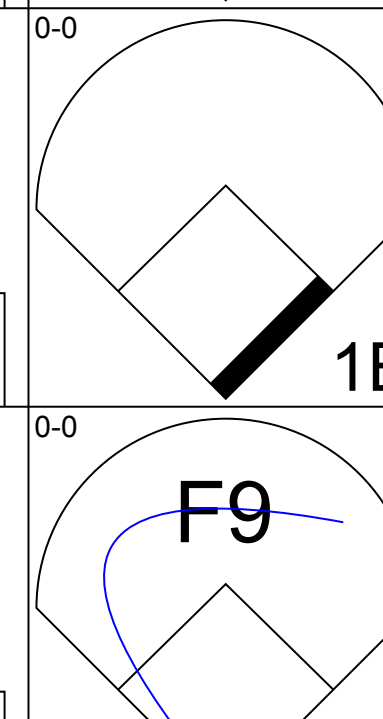
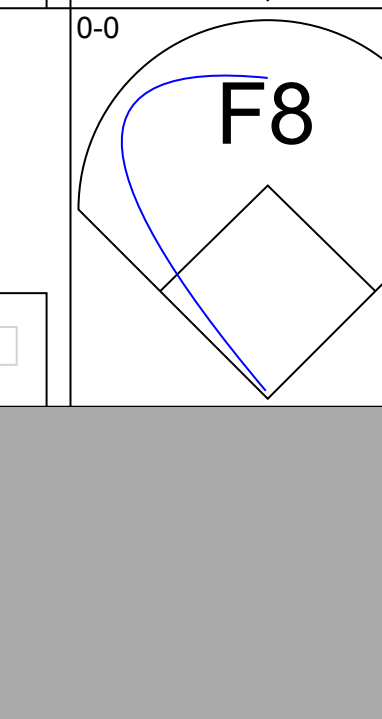
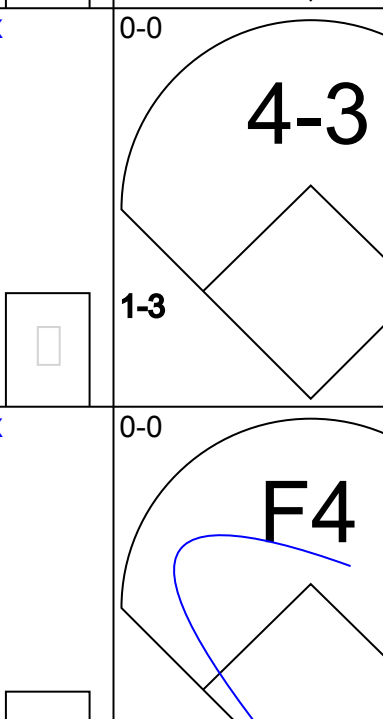
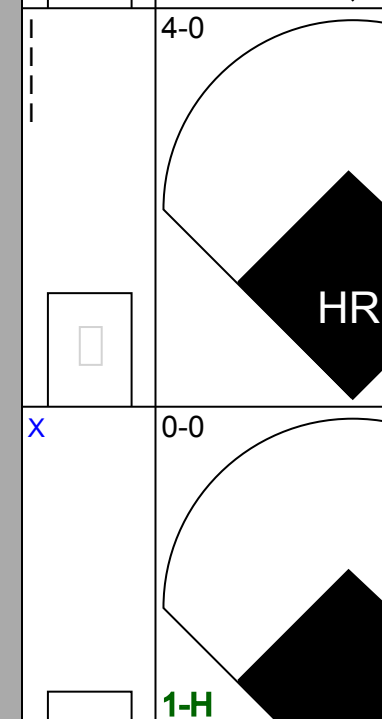



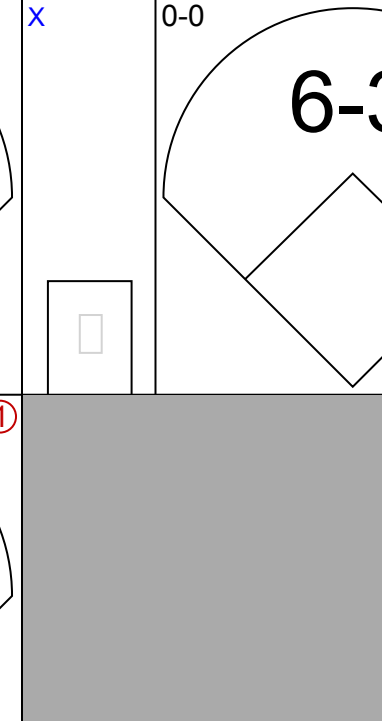

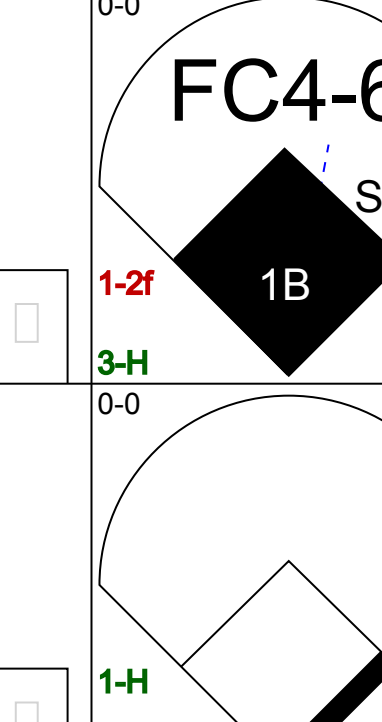


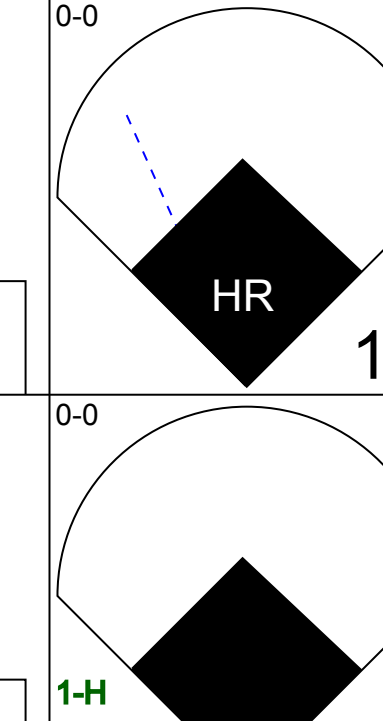
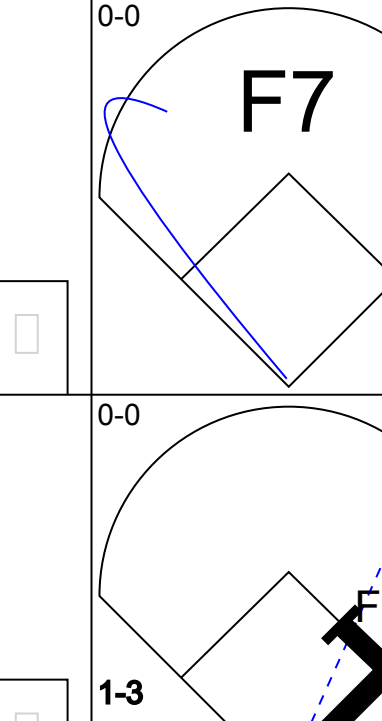
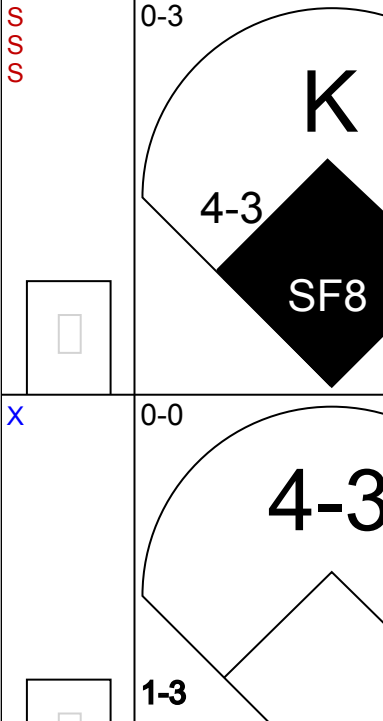
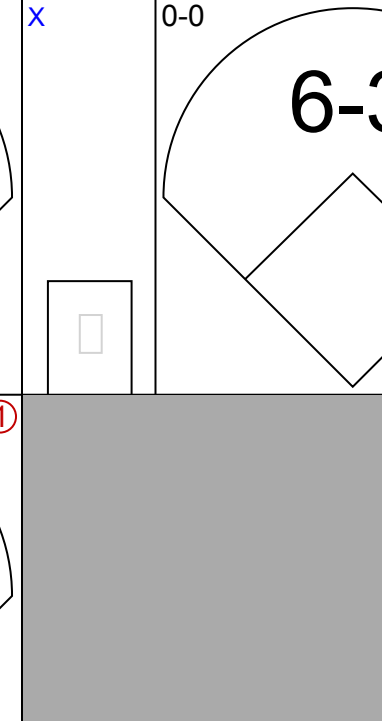
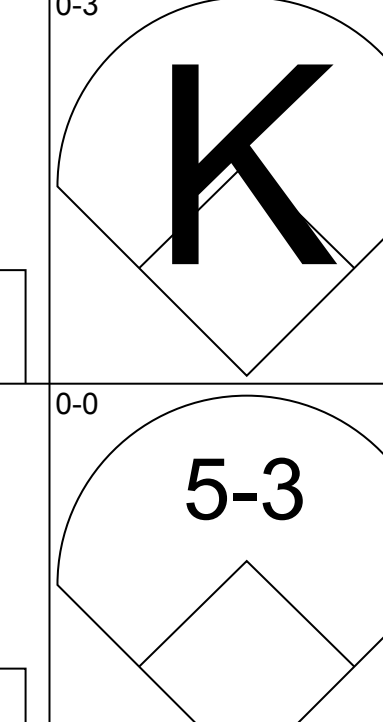
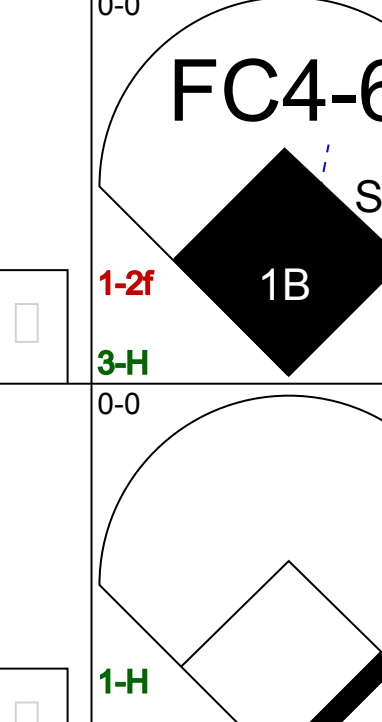
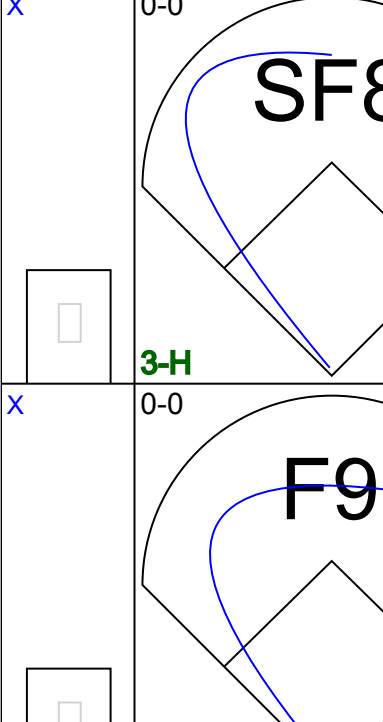
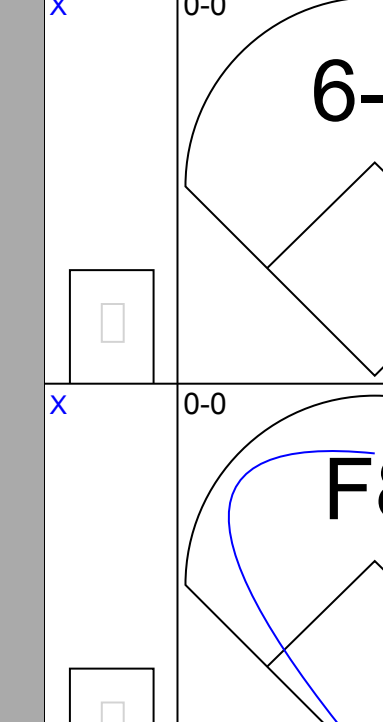
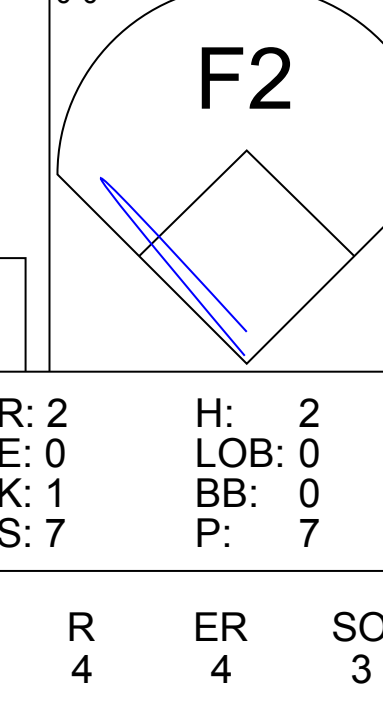
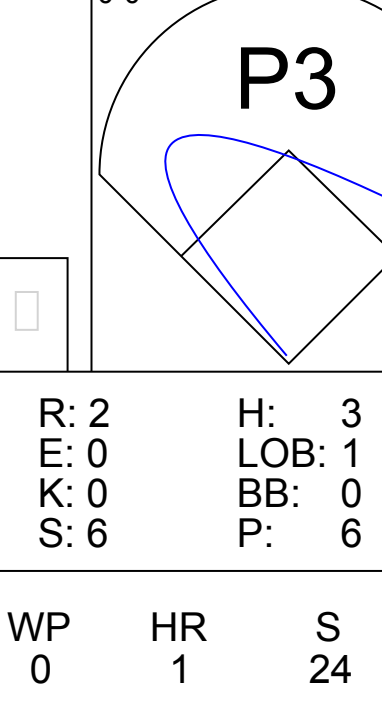
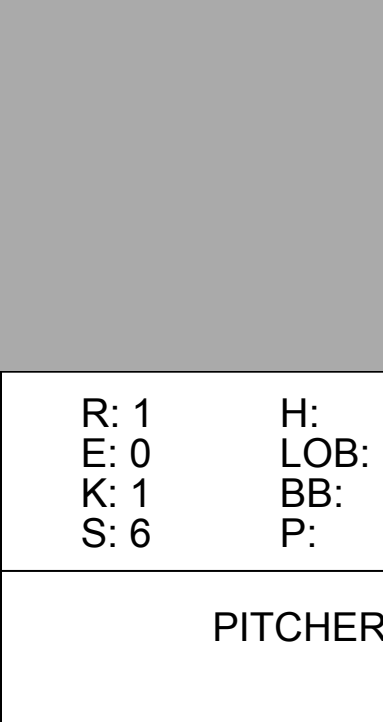
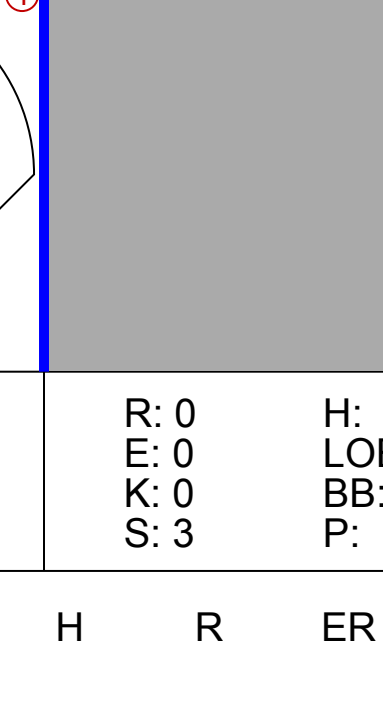

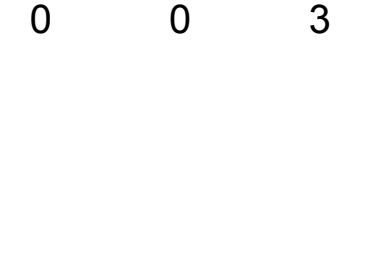




Batter	1	2	3	4	5	6	7	8	9	AB	R	H	RBI	BB	SO	LOB	TOP					
Marvell Wynne, L (1, 7) OBP: 0.333, SLG: 0.333										4	1	1	1	1	1	0						
Joey Cors, S (1, 4) OBP: 0.330, SLG: 0.293										2	0	0	0	0	0	1						
Randy Ready, R (5, PH) OBP: 0.390, SLG: 0.398										2	1	0	0	1	2	2						
Tony Gwynn, L (1, 9) OBP: 0.433, SLG: 0.505										5	1	4	2	0	0	1						
John Kruk, L (1, 3) OBP: 0.481, SLG: 0.544										3	0	1	1	2	1	2						
Benito Santiago, R (1, 2) OBP: 0.296, SLG: 0.397										5	0	1	1	0	1	5						
Tim Flannery, L (1, 5) OBP: 0.304, SLG: 0.286										5	0	2	0	0	0	3						
Shane Mack, R (1, 8) OBP: 0.313, SLG: 0.310										4	0	0	0	0	2	3						
Luis Salazar, R (1, 6) OBP: 0.329, SLG: 0.297										3	1	1	0	1	0	2						
Dave Dravecky, R (1, 1) Kev Mitchell, R (5, PH) Storm Davis, R (5, 1) Jim Steeby, L (6, PH) Carmelo Martinez, R (8, PH) Greg Booker, R (8, 1)										1	0	0	0	0	1	2						
Inning Stats	R: 0 E: 0 K: 2 S: 8	H: 1 LOB: 1 BB: 0 P: 8	R: 0 E: 0 K: 2 S: 9	H: 2 LOB: 2 BB: 0 P: 9	R: 0 E: 0 K: 0 S: 3	H: 0 LOB: 1 BB: 1 P: 7	R: 0 E: 0 K: 1 S: 5	H: 0 LOB: 0 BB: 0 P: 5	R: 4 E: 0 K: 1 S: 10	H: 5 LOB: 1 BB: 0 P: 10	R: 0 E: 0 K: 2 S: 7	H: 0 LOB: 0 BB: 0 P: 7	R: 0 E: 0 K: 1 S: 6	H: 1 LOB: 2 BB: 1 P: 10	R: 0 E: 0 K: 0 S: 3	H: 1 LOB: 1 BB: 1 P: 7	R: 1 E: 0 K: 0 S: 4	H: 1 LOB: 2 BB: 2 P: 12	1B: 10 2B: 1 3B: 0 HR: 0	SF: 0 SAC: 0 DP: 1 HBP: 0	WP: 0 PB: 1 SB: 5 CS: 0	PA: 42
PITCHER	IP WLS BF H R ER SO BB IBB HBP BLK WP HR S P ERA WHIP																					
Floyd Youmans, R (1, 1) ERA: 5.28	7.1 W 35 10 4 4 9 3 0 0 0 0 0 0 50 62 4.91 1.773																					
Bob McClure, L (8, 1) ERA: 5.4	1.0 5 1 1 1 0 2 0 0 0 0 0 0 3 11 9.00 3.000																					
Randy St. Claire, R (9, 1) ERA: 4.94	0.2 S 2 0 0 0 0 0 0 0 0 0 0 0 0 2 2 0.00 0.000																					

San Diego Padres @ Montreal Expos
Olympic Stadium, Montreal, QB
Thu Jun 04 1987, 7:05 PM EDT
Att: 13,677 - Unknown

AB 37
R 5
H 11
RBI 5
BB 5
SO 9
LOB 23



Batter	1	2	3	4	5	6	7	8	9	AB	R	H	RBI	BB	SO	LOB	BOTTOM			
Casey Candaele, S (1, 8) OBP: 0.365, SLG: 0.380										4	0	0	0	0	1	0				
Mitch Webster, S (1, 9) OBP: 0.397, SLG: 0.421										4	1	2	0	0	1	0				
Tim Raines, S (1, 7) OBP: 0.449, SLG: 0.578										3	1	1	0	1	0	1				
Tim Wallach, R (1, 5) OBP: 0.337, SLG: 0.484										4	2	2	3	0	0	2				
Andres Galarraga, R (1, 3) OBP: 0.412, SLG: 0.518										4	2	1	0	0	1	1				
Hubie Brooks, R (1, 6) OBP: 0.297, SLG: 0.429										4	1	2	2	0	0	1				
Vance Law, R (1, 4) OBP: 0.381, SLG: 0.448										3	1	0	2	0	1	1				
Mike Fitzgerald, R (1, 2) OBP: 0.297, SLG: 0.300										4	0	1	1	0	0	0				
Floyd Youmans, R (1, 1) OBP: 0.211, SLG: 0.421										3	0	0	0	0	1	1				
Bob McClure, R (8, 1) Randy St. Claire, R (9, 1) OBP: 0.250, SLG: 0.250										0	0	0	0	0	0	0				
Inning Stats	R: 0 E: 0 K: 1 S: 6	H: 1 LOB: 1 BB: 0 P: 6	R: 2 E: 0 K: 1 S: 7	H: 2 LOB: 0 BB: 0 P: 7	R: 0 E: 0 K: 1 S: 5	H: 0 LOB: 0 BB: 0 P: 5	R: 2 E: 0 K: 0 S: 6	H: 3 LOB: 1 BB: 0 P: 6	R: 0 E: 0 K: 0 S: 4	H: 1 LOB: 1 BB: 0 P: 4	R: 1 E: 0 K: 1 S: 6	H: 0 LOB: 0 BB: 0 P: 6	R: 3 E: 0 K: 1 S: 7	H: 2 LOB: 1 BB: 1 P: 11	R: 0 E: 0 K: 0 S: 3	H: 0 LOB: 0 BB: 0 P: 3	1B: 6 2B: 1 3B: 0 HR: 2	SF: 1 SAC: 0 DP: 0 HBP: 0	WP: 1 PB: 1 SB: 2 CS: 0	PA: 35
PITCHER	IP WLS BF H R ER SO BB IBB HBP BLK WP HR S P ERA WHIP																			
Dave Dravecky, L (1, 1) ERA: 4.93	4.0 L 18 3 4 4 3 0 0 0 0 1 1 17 21 9.00 1.500																			
Storm Davis, R (5, 1) ERA: 6.38	3.0 14 3 4 3 2 0 1 0 0 1 1 17 21 9.00 1.000																			
Greg Booker, R (8, 1) ERA: 4.23	1.0 3 0 0 0 0 0 0 0 0 0 0 3 3 0.00 0.000																			

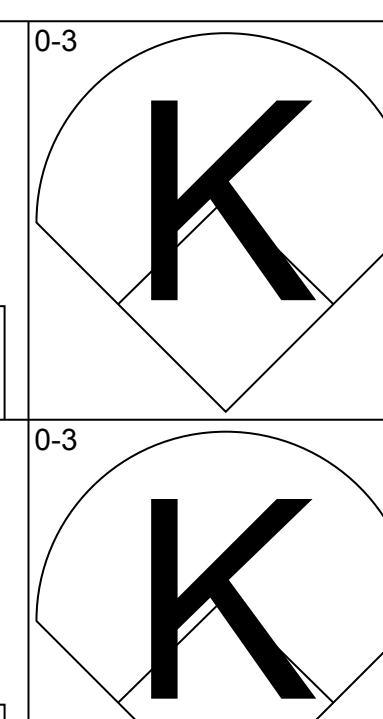
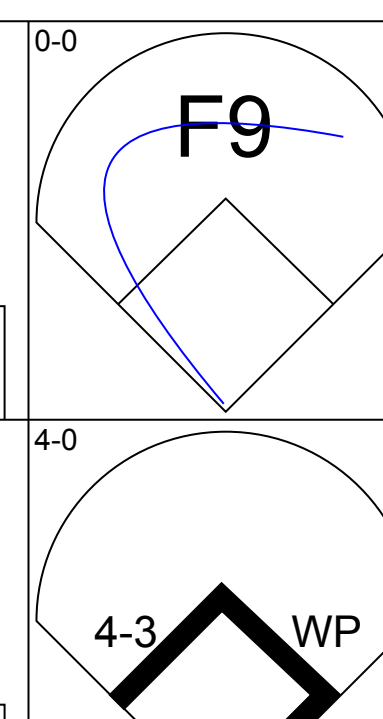
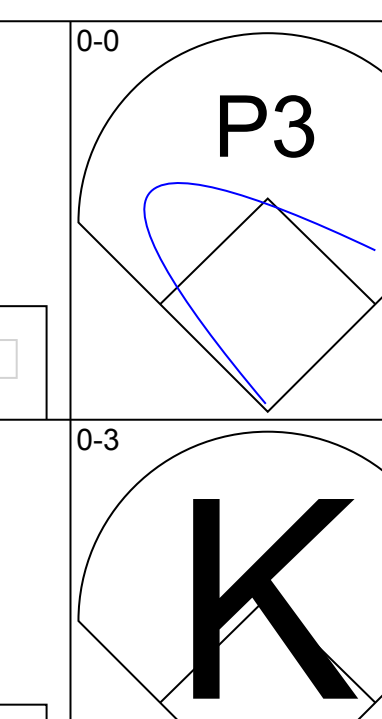
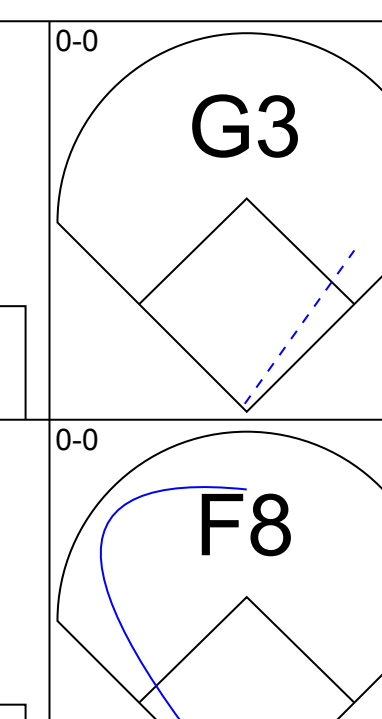
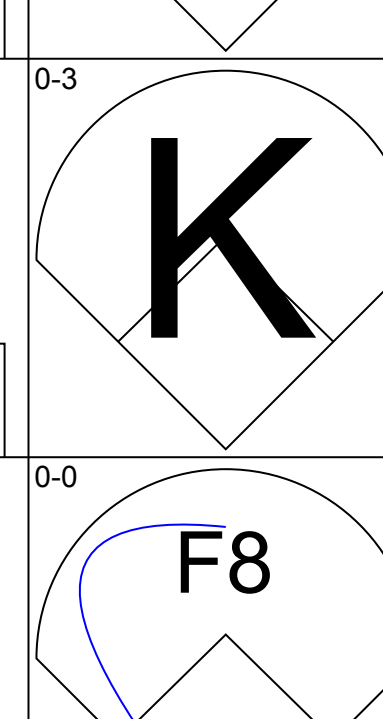
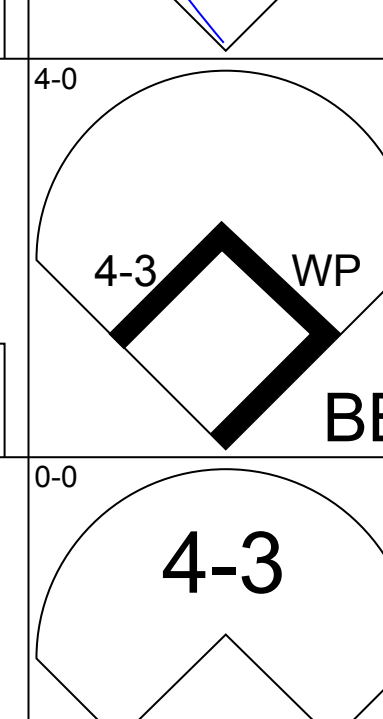
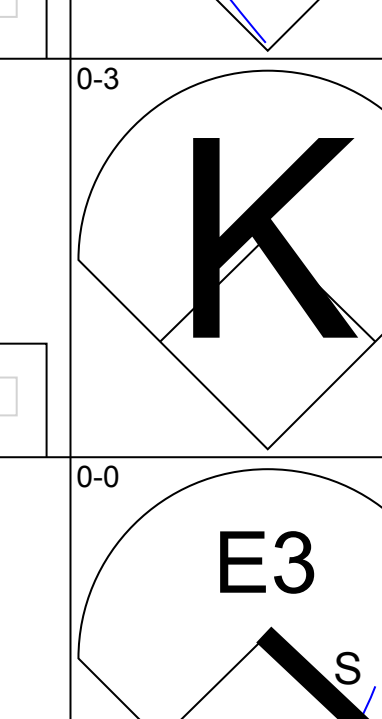
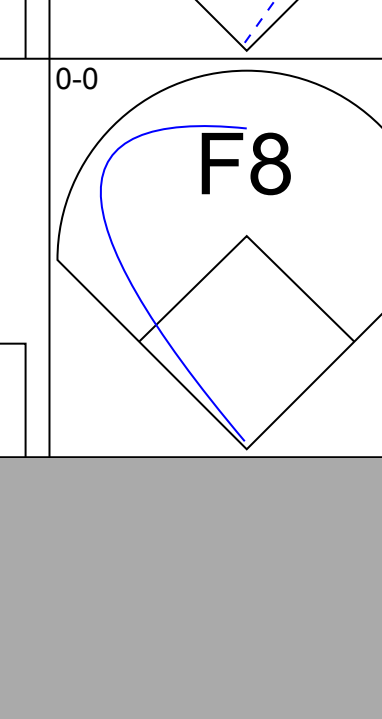
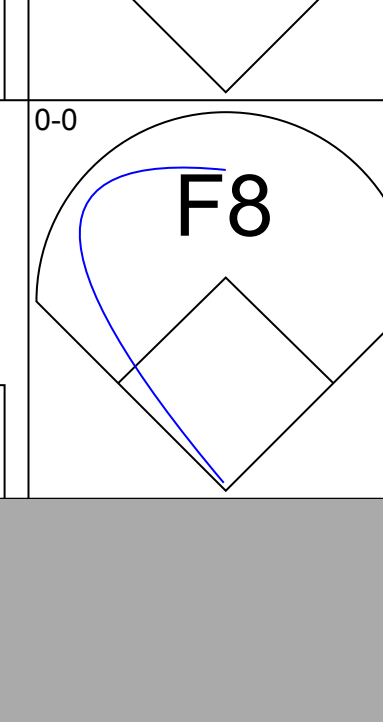
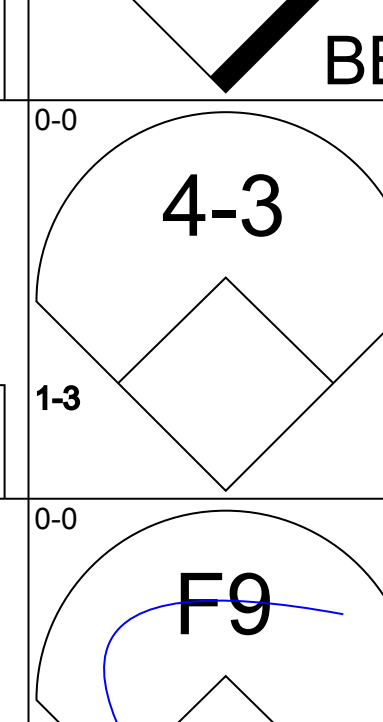
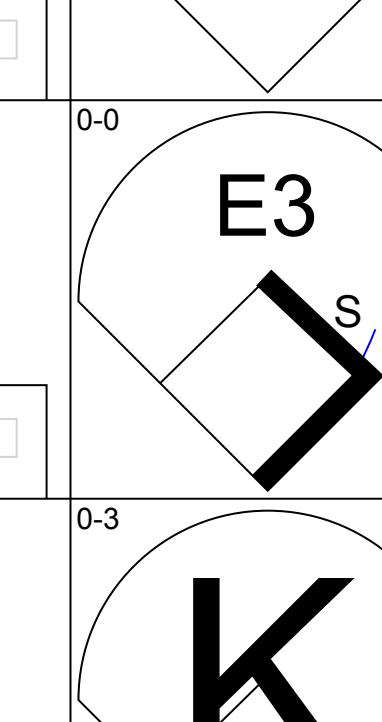
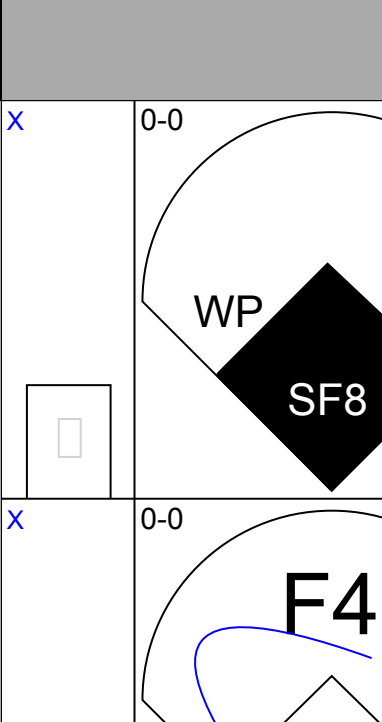
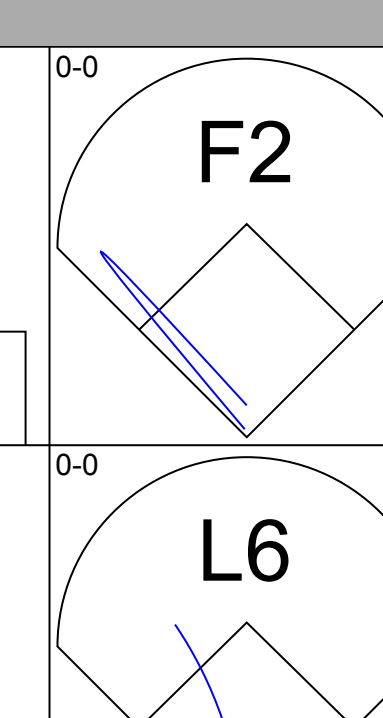
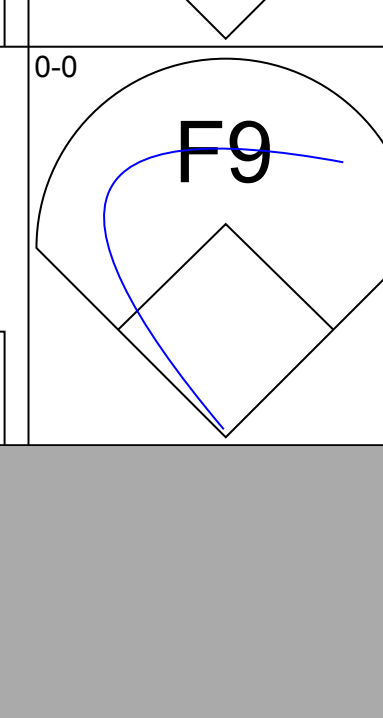
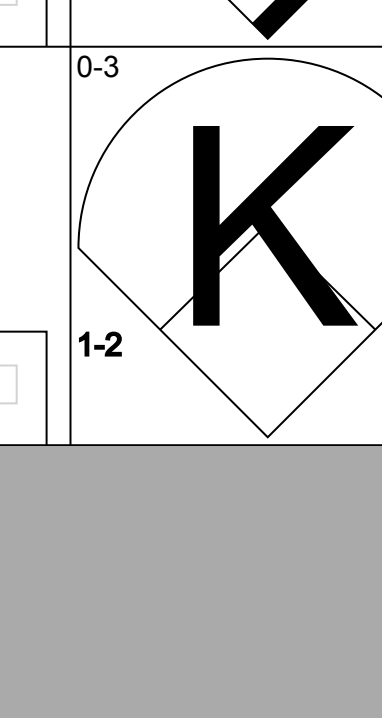
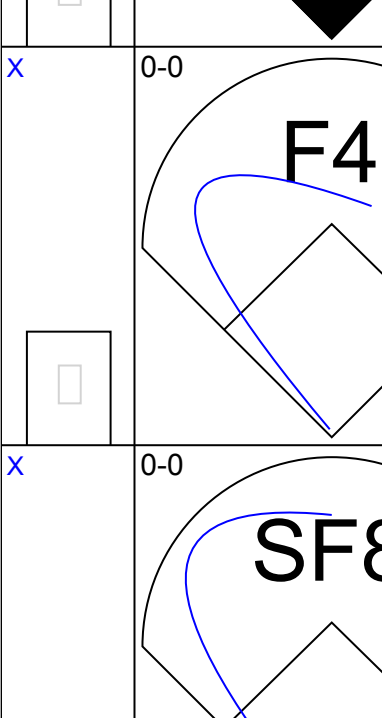
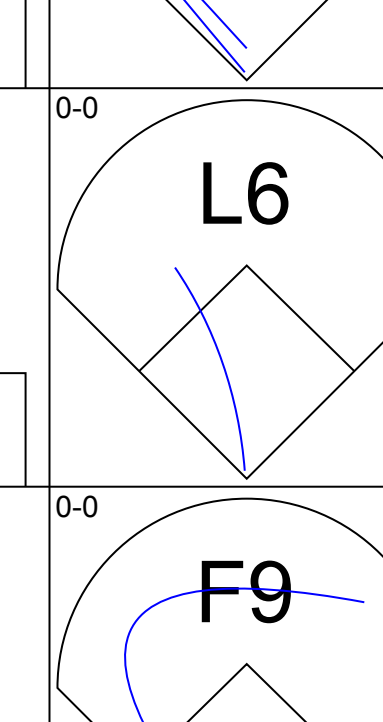
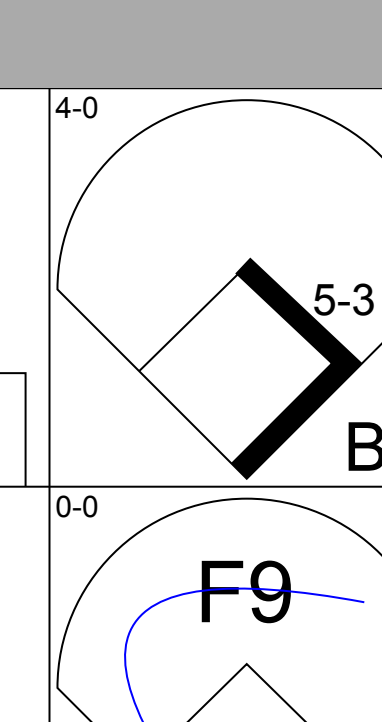
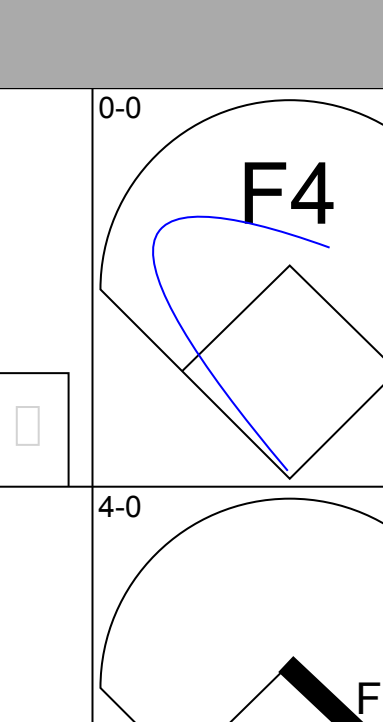
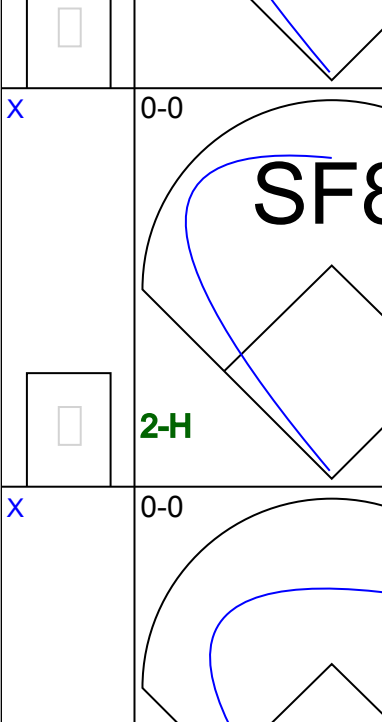
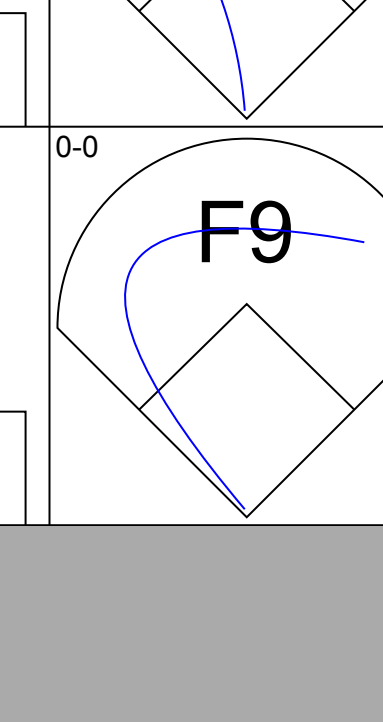
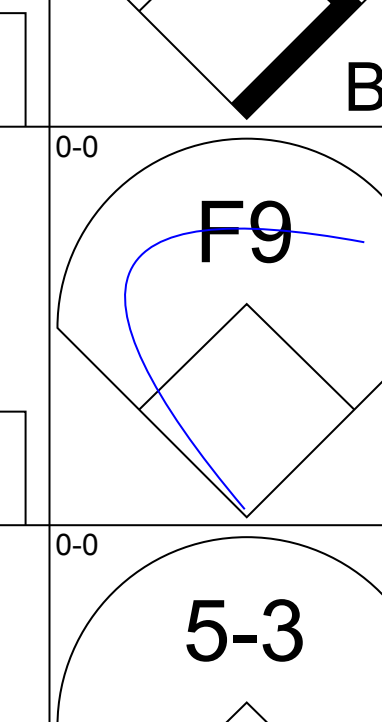
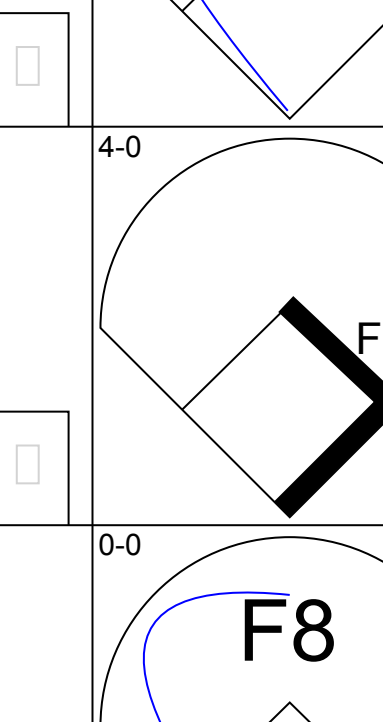
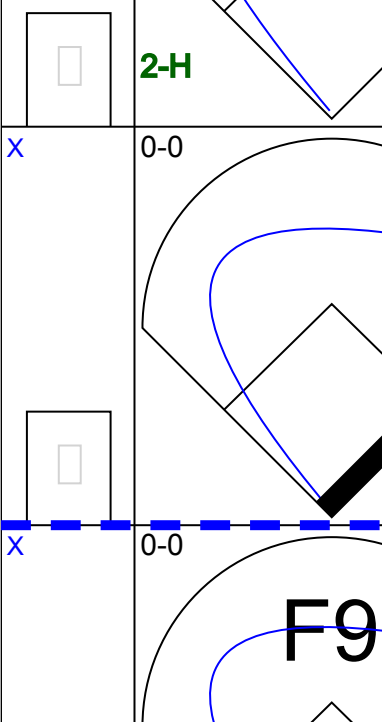
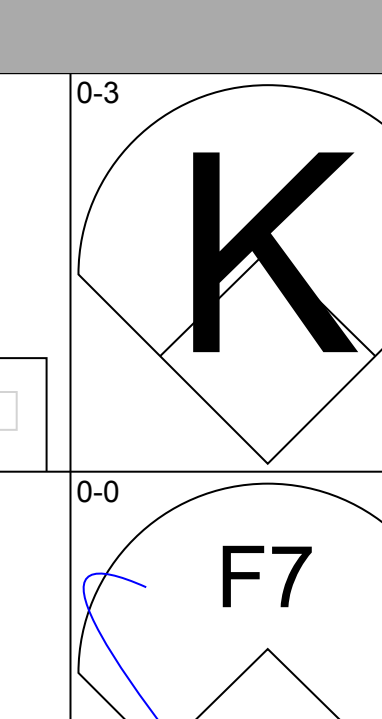
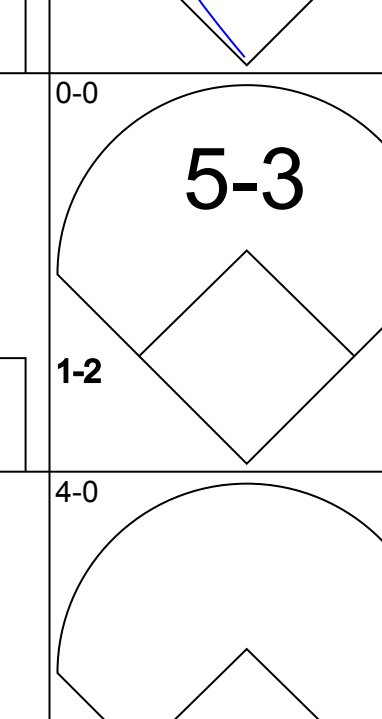
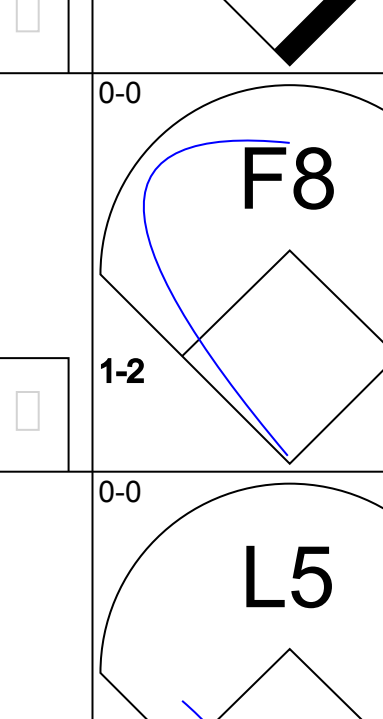
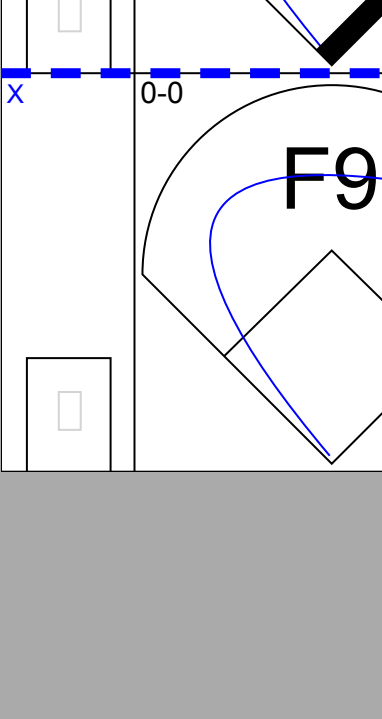
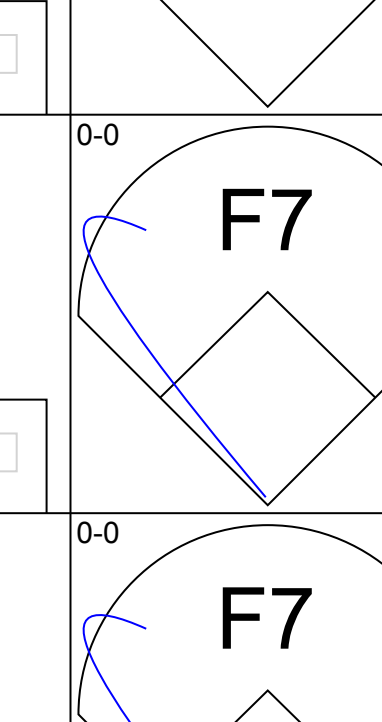
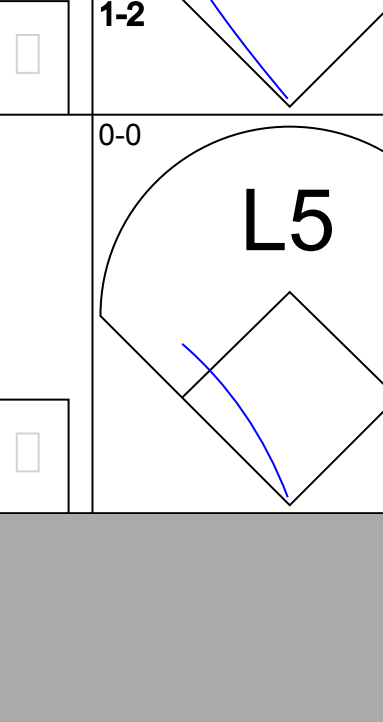
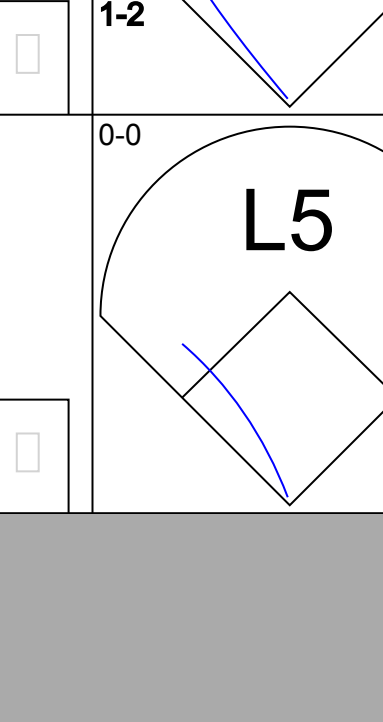
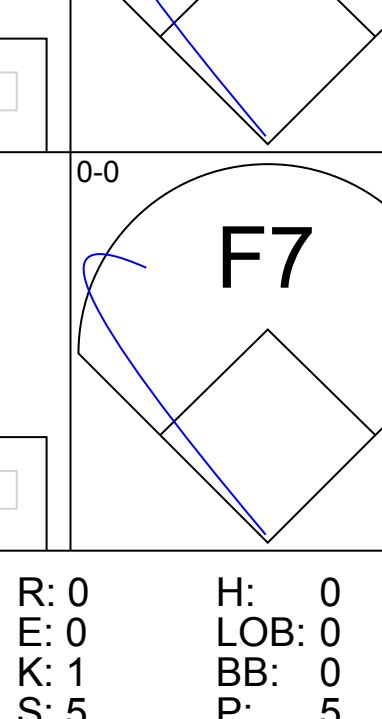
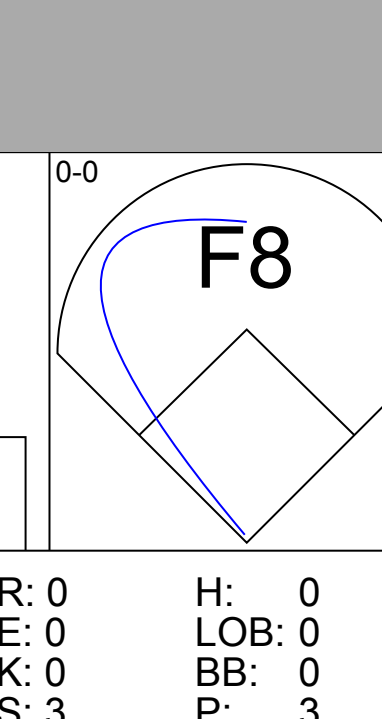
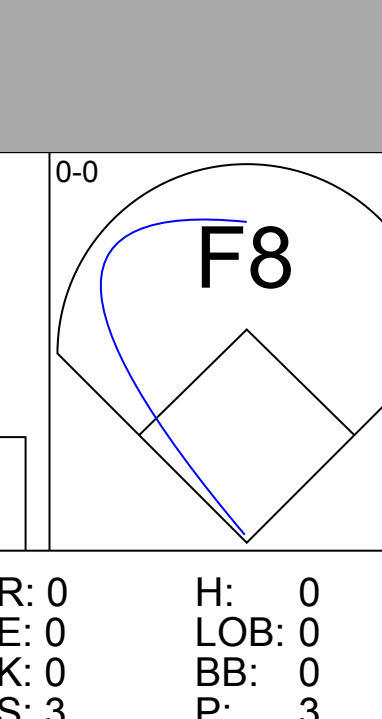
San Diego Padres @ Montreal Expos
Olympic Stadium, Montreal, QB
Thu Jun 04 1987, 7:05 PM EDT
Att: 13,677 - Unknown

AB 33
R 8
H 9
RBI 8
BB 1
SO 5
LOB 7



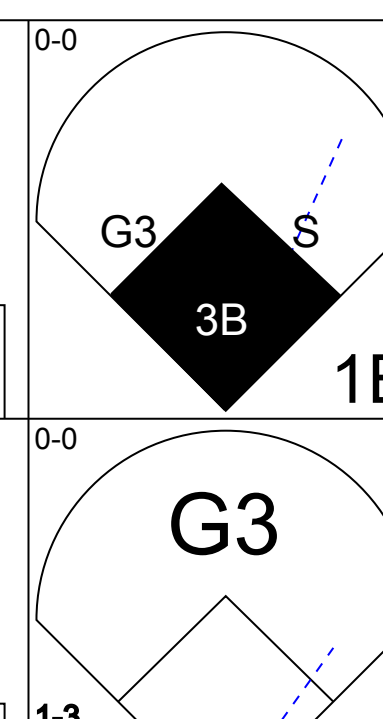
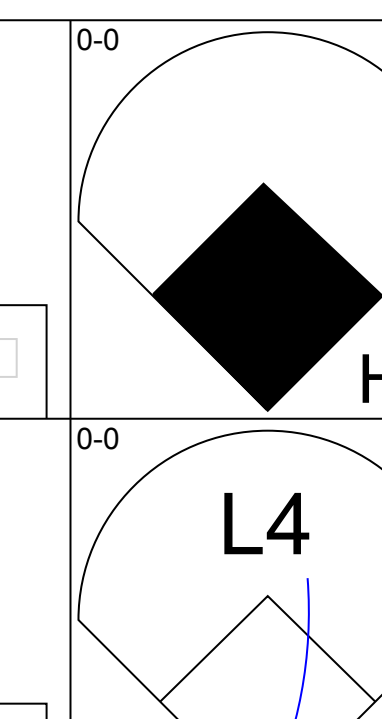
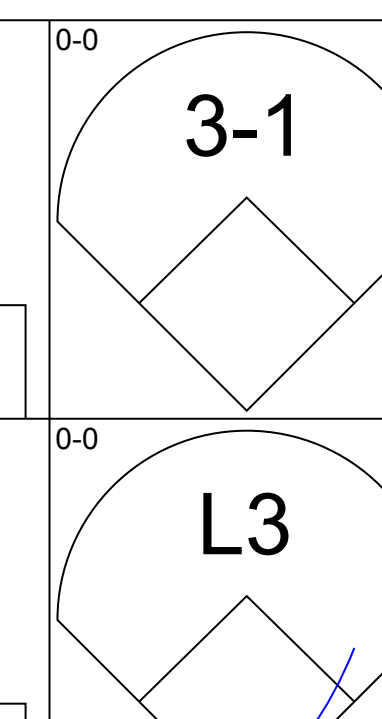
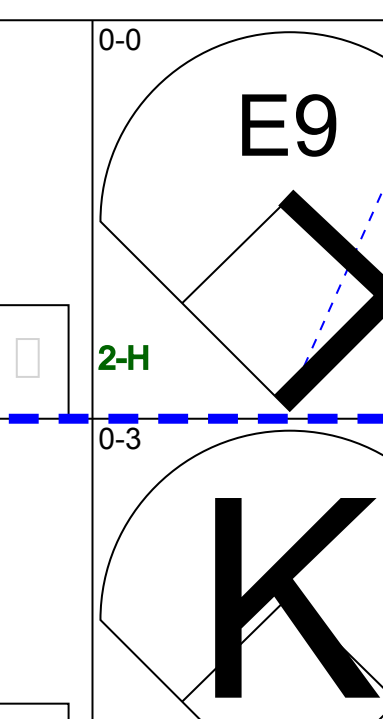
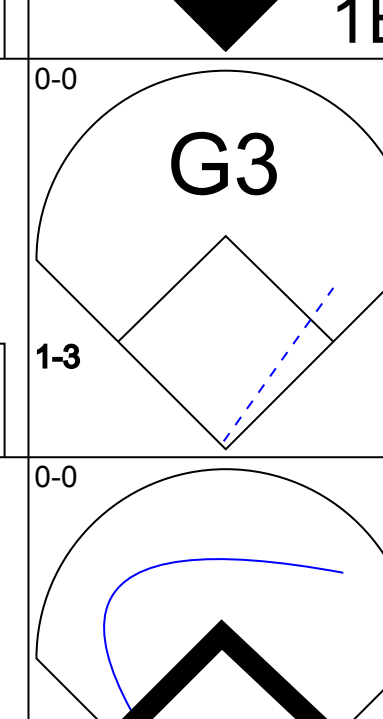
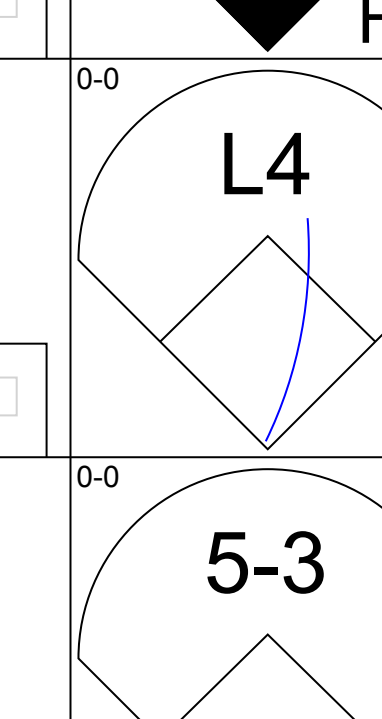
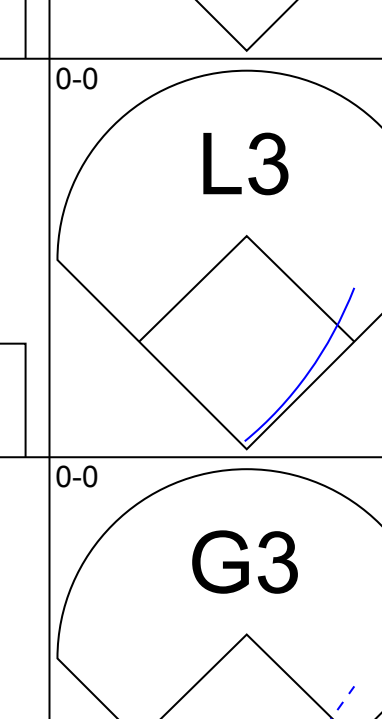
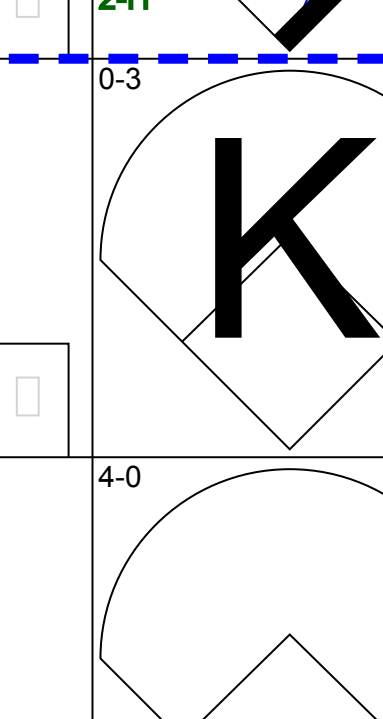
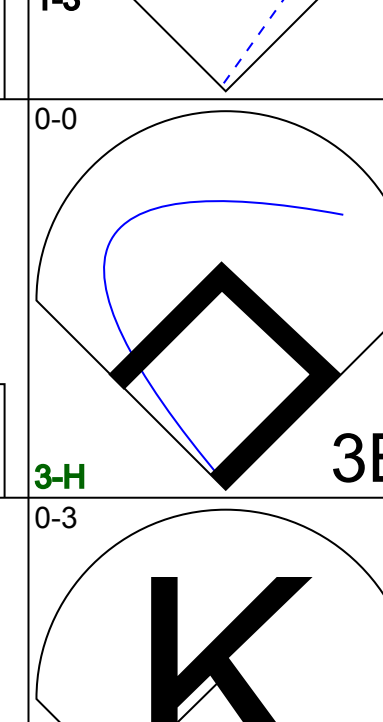
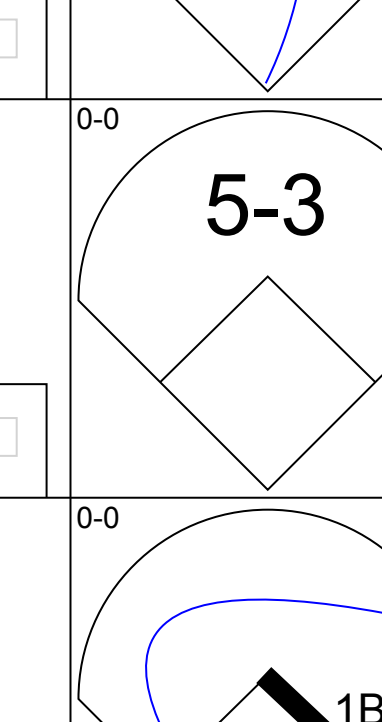
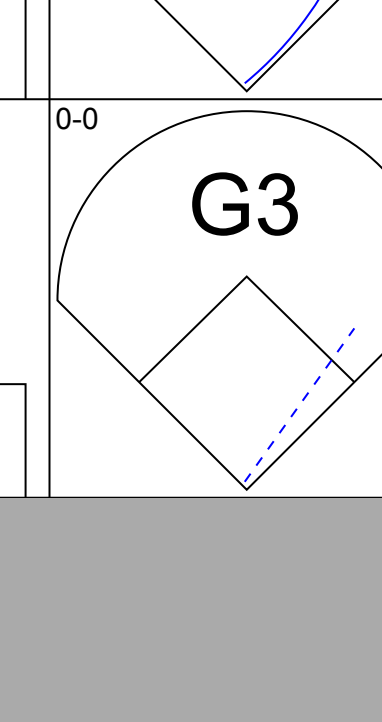
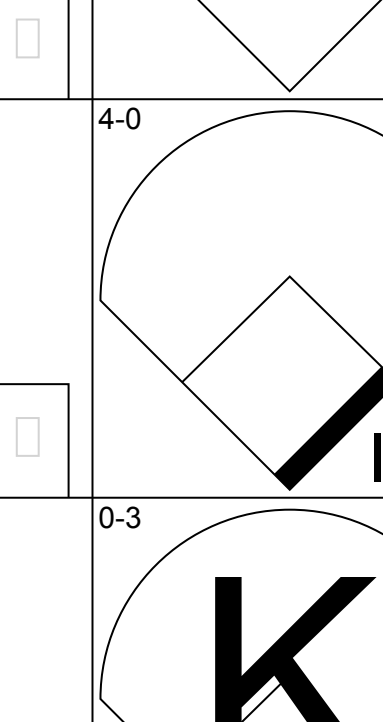
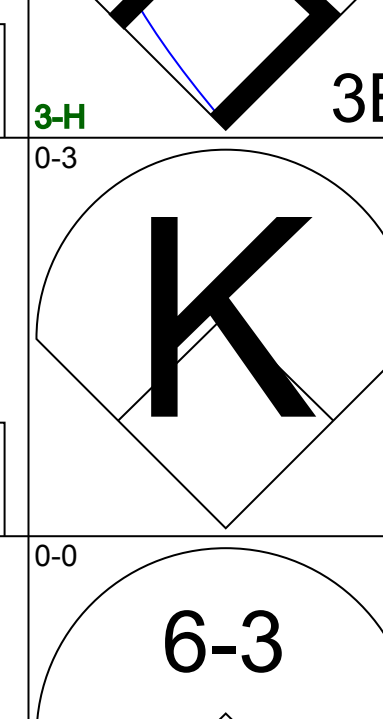
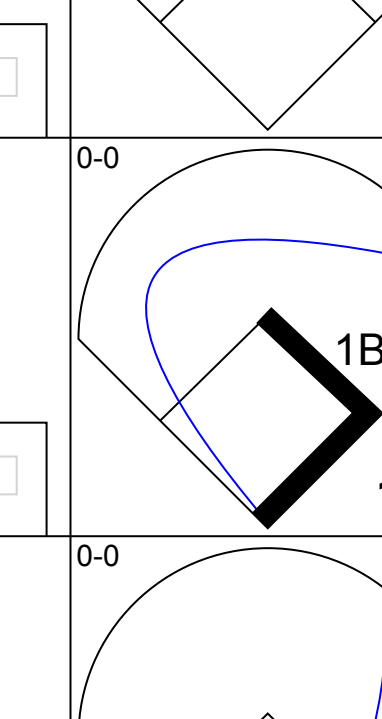
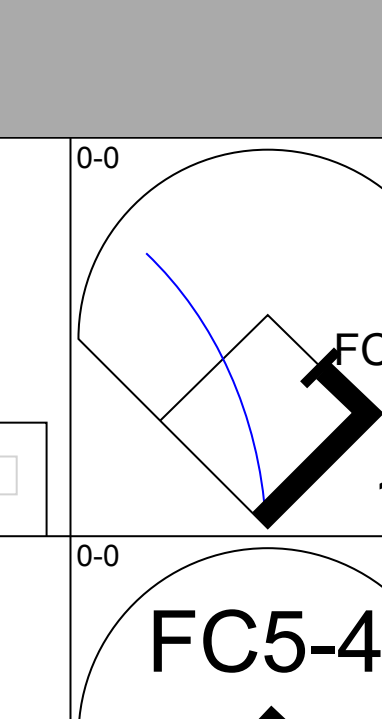
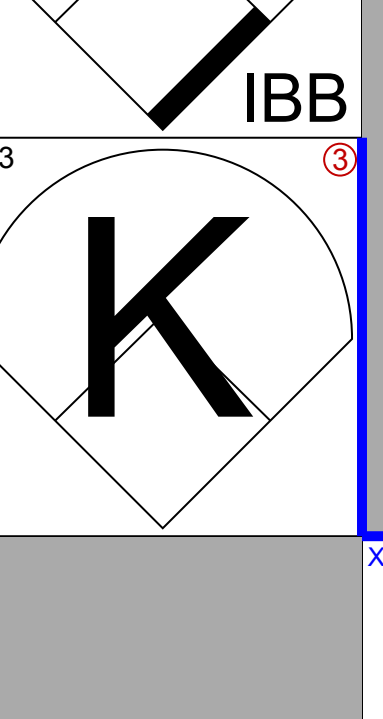
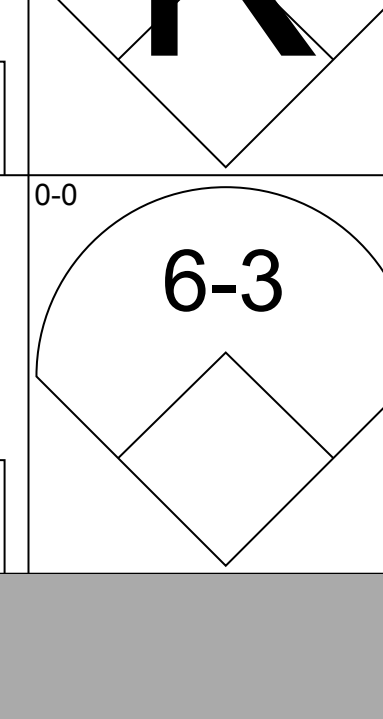
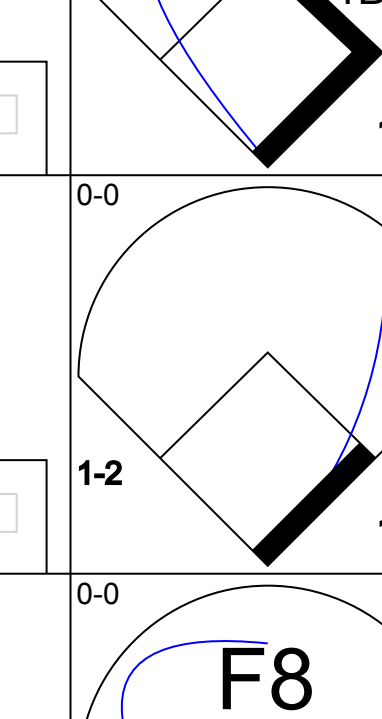
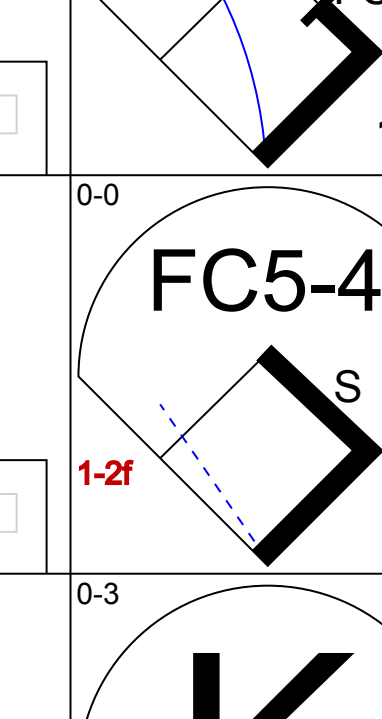
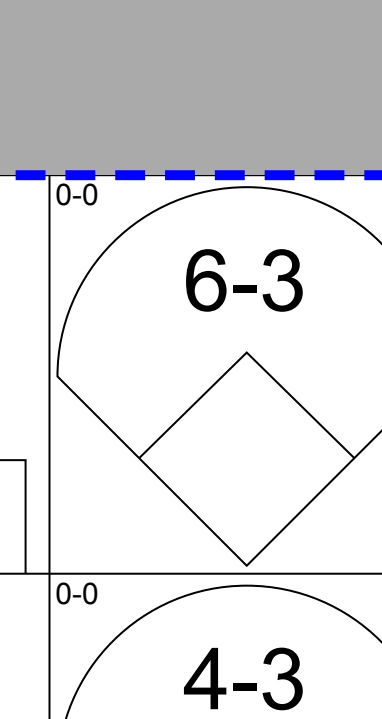
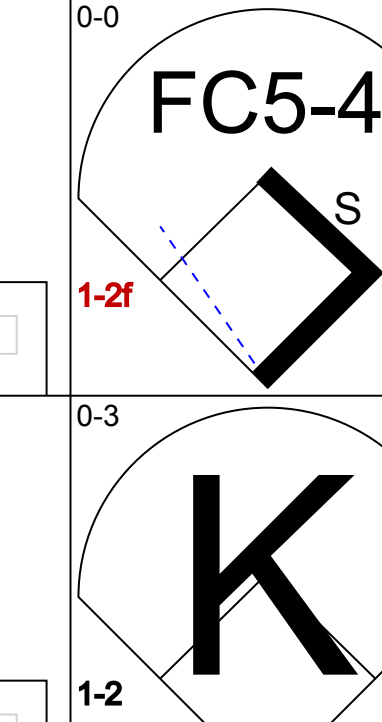
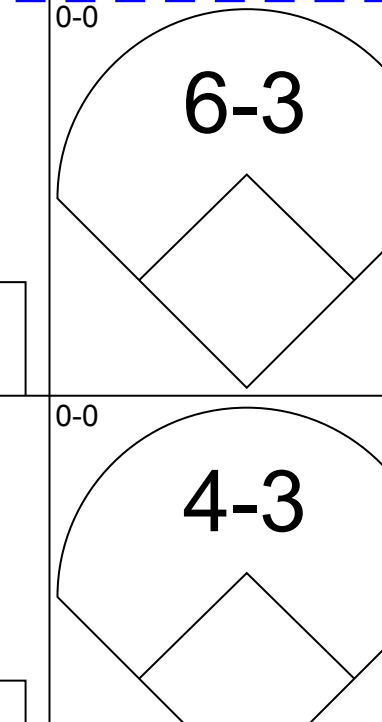
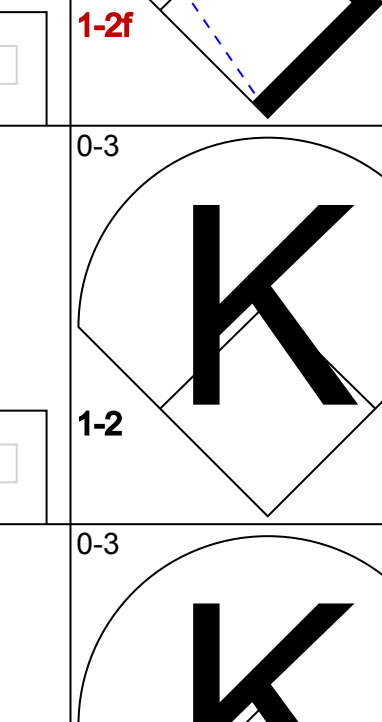
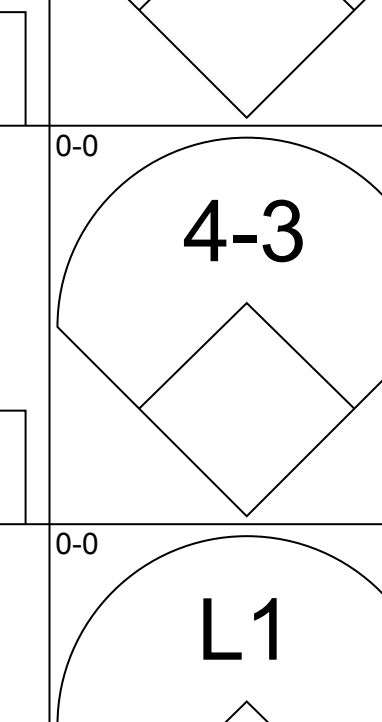
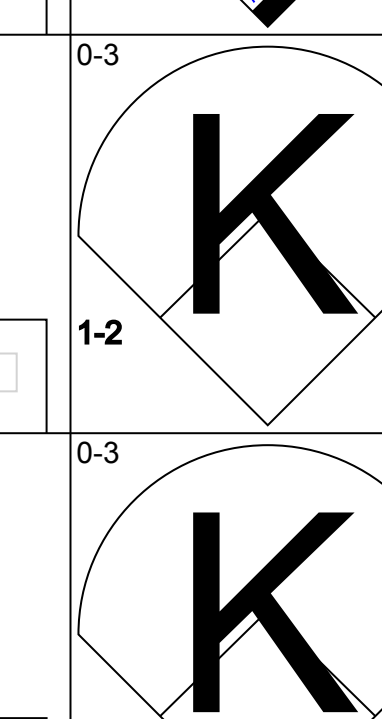
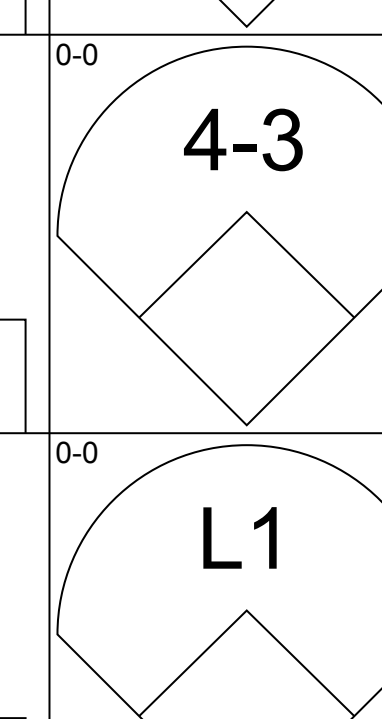
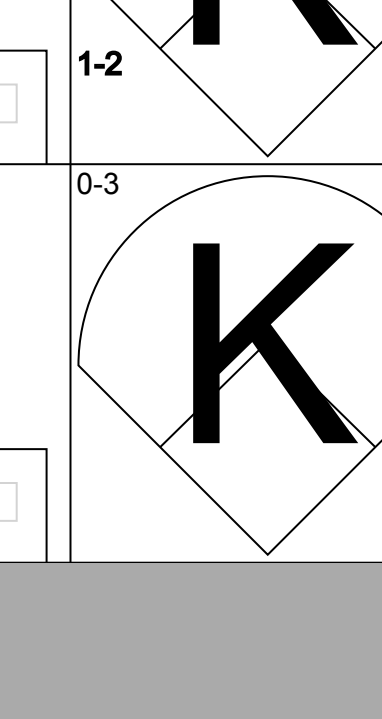
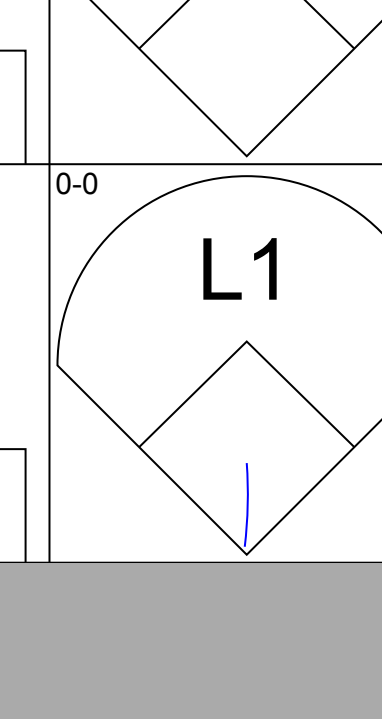
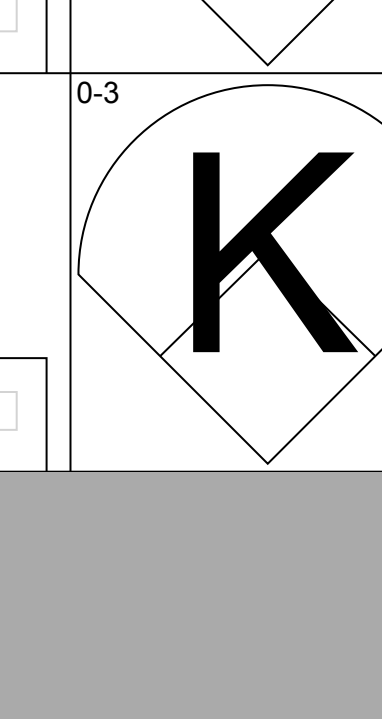
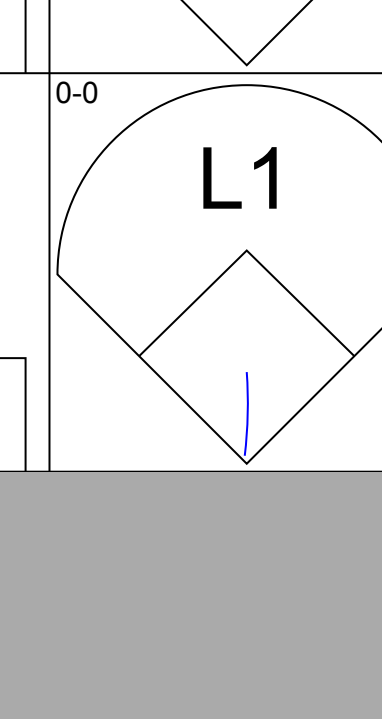
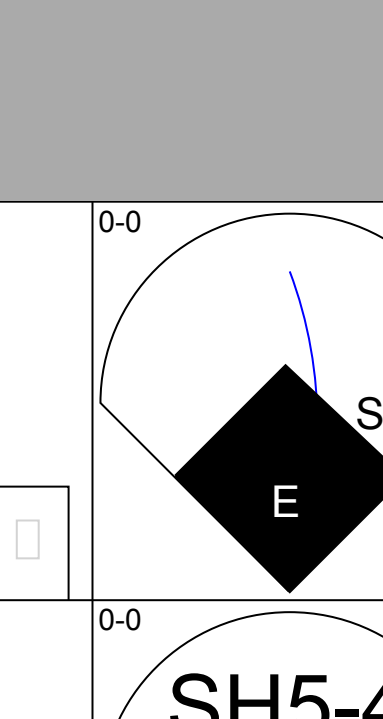
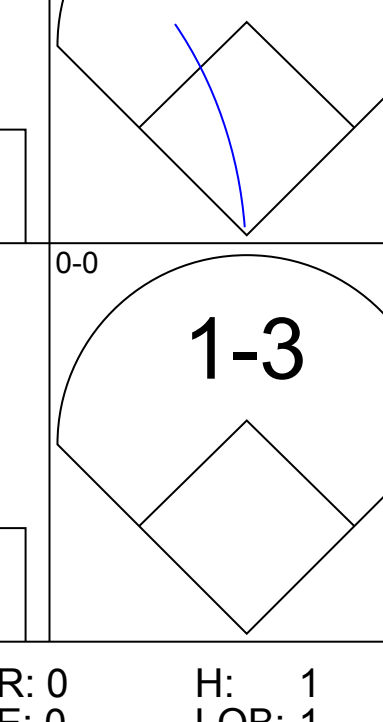
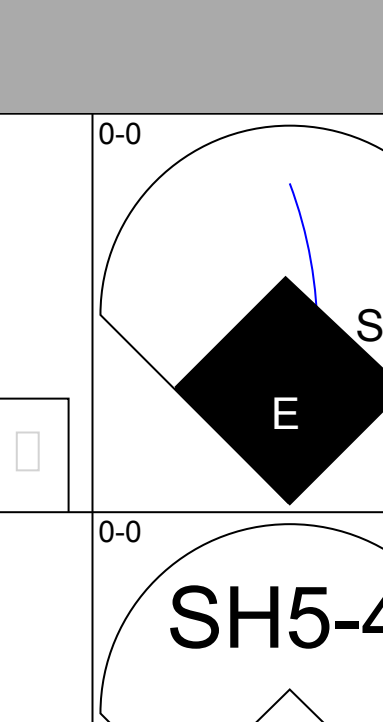
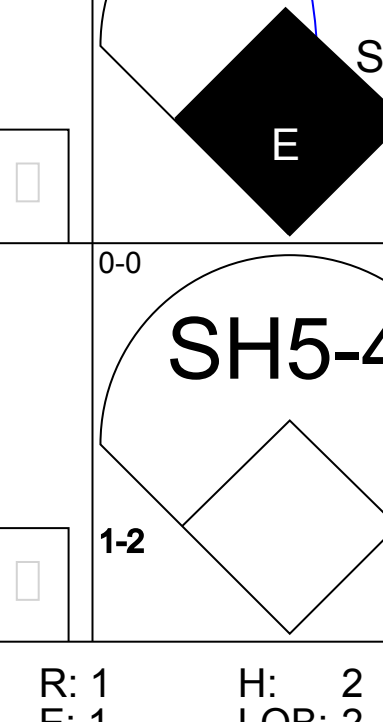
Batter	1	2	3	4	5	6	7	8	9	AB	R	H	RBI	BB	SO	LOB	TOP			
Casey Candaele, S OBP: 0.365, SLG: 0.383 (1, 4)	F7		1B				4-3		F5	4	1	1	0	1	0	0	Montreal Expos @ Philadelphia Phillies Veterans Stadium, Philadelphia, PA Fri Jun 05 1987, 7:05 PM EDT Att: 26,508 - Unknown			
Mitch Webster, S OBP: 0.368, SLG: 0.417 (1, 9)	1B		1B			K	F6		6-3	4	2	1	0	1	1					
Tim Raines, S OBP: 0.468, SLG: 0.585 (1, 7)	1B		1B				HR		BB	2	1	2	2	3	0	0				
Tim Wallach, R OBP: 0.333, SLG: 0.492 (1, 5)	F4		L5			F6			F7	5	1	1	2	0	0	5				
Andres Galarraga, R OBP: 0.409, SLG: 0.511 (1, 3)	F9		6-3						F8	4	0	1	0	0	0	2				
Hubie Brooks, R OBP: 0.288, SLG: 0.385 (1, 6)						F9			5-3	4	0	0	0	0	1	1				
Herm Winningham, L OBP: 0.357, SLG: 0.488 (1, 8)						4-3			K	4	1	1	0	0	1	0				
Jeff Reed, L OBP: 0.241, SLG: 0.224 (8, PR)										4	0	2	1	0	0	0				
Reid Nichols, R OBP: 0.327, SLG: 0.392 (8, 2)	F8					4-3				0	0	0	0	0	0	0				
Mike Fitzgerald, R OBP: 0.297, SLG: 0.300 (8, 2)									1B	0	0	0	0	0	0	0				
Jay Tibbs, R OBP: 0.200, SLG: 0.136 (6, 1)										3	0	0	0	0	2	1				
Andy McGaffigan, R OBP: 0.200, SLG: 0.343 (8, PH)										0	0	0	0	0	0	0				
Wallace Johnson, S OBP: 0.250, SLG: 0.250 (8, 1)			L1						K	1	0	0	0	0	1	1				
Randy St. Claire, R OBP: 0.250, SLG: 0.250 (8, 1)										0	0	0	0	0	0	0				
Inning Stats	R: 1 E: 0 K: 0 S: 5	H: 2 LOB: 1 BB: 0 P: 5	R: 0 E: 0 K: 1 S: 5	H: 0 LOB: 0 BB: 0 P: 5	R: 2 E: 1 K: 0 S: 5	H: 2 LOB: 1 BB: 1 P: 9	R: 0 E: 0 K: 0 S: 3	H: 0 LOB: 0 BB: 0 P: 3	R: 0 E: 0 K: 2 S: 7	H: 3 LOB: 1 BB: 2 P: 7	R: 2 E: 0 K: 0 S: 4	H: 1 LOB: 0 BB: 1 P: 8	R: 0 E: 0 K: 2 S: 8	H: 1 LOB: 1 BB: 1 P: 8	R: 0 E: 0 K: 0 S: 3	H: 0 LOB: 1 BB: 1 P: 7	1B: 7 2B: 1 3B: 0 HR: 1	SF: 0 SAC: 0 DP: 0 HBP: 0	WP: 0 PB: 0 SB: 2 CS: 0	PA: 40
PITCHER	IP WLS BF H R ER SO BB IBB HBP BLK WP HR S P ERA WHIP																			
Kevin Gross, R ERA: 3.88 (1, 1)	7.0 W 32 8 6 5 4 4 0 0 0 0 1 36 52 6.43 1.714																			
Steve Bedrosian, R ERA: 3.41 (8, 1)	2.0 S 8 1 0 0 2 1 0 0 0 0 0 0 11 15 0.00 1.000																			

Batter	1	2	3	4	5	6	7	8	9	AB	R	H	RBI	BB	SO	LOB	BOTTOM			
Milt Thompson, L OBP: 0.313, SLG: 0.342 (1, 8)	6-3		F9							5	1	2	0	0	0	1	Montreal Expos @ Philadelphia Phillies Veterans Stadium, Philadelphia, PA Fri Jun 05 1987, 7:05 PM EDT Att: 26,508 - Unknown			
Von Hayes, L OBP: 0.419, SLG: 0.411 (1, 3)	HR		BLK			G3			F7	4	3	2	2	1	0	3				
Juan Samuel, R OBP: 0.311, SLG: 0.466 (1, 4)	K		1B			4-3			F9	5	1	1	2	0	1	2				
Mike Easter, L OBP: 0.302, SLG: 0.340 (7, PR)			1B						FC6-4	3	0	1	1	1	1	0				
Jeff Stone, L OBP: 0.344, SLG: 0.351 (8, 1)	G3		F8			K				0	0	0	0	0	0	0				
Steve Bedrosian, R (8, 1)			2B						BB	0	0	0	0	0	0	0				
Lance Parrish, R OBP: 0.283, SLG: 0.349 (1, 2)			4-3			F9			F9	4	0	0	0	0	0	2				
Glenn Wilson, R OBP: 0.306, SLG: 0.454 (1, 9)			1B						HR	3	1	2	0	1	0	1				
Rick Schu, R OBP: 0.269, SLG: 0.400 (1, 5)									1B	4	1	3	2	0	0	2				
Steve Jeltz, S OBP: 0.299, SLG: 0.176 (1, 6)			K							4	0	1	0	0	3	3				
Kevin Gross, R ERA: 3.54 (1, 1)										2	0	0	0	0	1	3				
Chris James, R OBP: 0.327, SLG: 0.426 (8, 7)			F4						1B	1	0	1	0	0	0	0				
Inning Stats	R: 1 E: 0 K: 1 S: 6	H: 1 LOB: 0 BB: 0 P: 6	R: 0 E: 0 K: 1 S: 7	H: 2 LOB: 2 BB: 0 P: 7	R: 2 E: 0 K: 0 S: 5	H: 2 LOB: 1 BB: 1 P: 9	R: 0 E: 0 K: 2 S: 7	H: 1 LOB: 0 BB: 0 P: 7	R: 1 E: 0 K: 1 S: 6	H: 1 LOB: 0 BB: 0 P: 6	R: 2 E: 0 K: 0 S: 6	H: 3 LOB: 1 BB: 0 P: 6	R: 1 E: 0 K: 0 S: 4	H: 1 LOB: 2 BB: 2 P: 12	R: 0 E: 0 K: 1 S: 7	H: 2 LOB: 2 BB: 0 P: 7	1B: 9 2B: 1 3B: 0 HR: 3	SF: 0 SAC: 1 DP: 0 HBP: 0	WP: 0 PB: 0 SB: 1 CS: 1	PA: 39
PITCHER	IP WLS BF H R ER SO BB IBB HBP BLK WP HR S P ERA WHIP																			
Jay Tibbs, R ERA: 5.54 (6, 1)	5.1 L 25 9 6 6 5 2 0 0 0 0 0 1 7 15 5.40 2.400																			
Andy McGaffigan, R ERA: 2.08 (8, 1)	1.2 9 2 1 1 0 2 0 0 0 0 0 1 7 15 5.40 2.400																			
Randy St. Claire, R ERA: 4.76 (8, 1)	1.0 5 2 0 0 1 0 0 0 0 0 0 0 7 7 0.00 2.000																			

Batter	1	2	3	4	5	6	7	8	9	AB	R	H	RBI	BB	SO	LOB	TOP		
Casey Candaele, S (1, 8) OBP: 0.357, SLG: 0.373										4	0	0	0	0	1	0	Montreal Expos @ Philadelphia Phillies Veterans Stadium, Philadelphia, PA Sun Jun 07 1987, 3:33 AM EDT Att: 43,298 - Unknown		
Mitch Webster, S (1, 9) OBP: 0.359, SLG: 0.403										3	0	0	0	1	2	0			
Tim Raines, S (1, 7) OBP: 0.456, SLG: 0.571										4	1	1	0	0	0	1			
Tim Wallach, R (1, 5) OBP: 0.335, SLG: 0.502										4	0	0	0	0	1	3			
Hubie Brooks, R (1, 6) OBP: 0.265, SLG: 0.422										2	0	0	1	1	0	0			
Tom Foley, L (1, 4) OBP: 0.282, SLG: 0.346										3	0	1	0	1	0	1			
Vance Law, R (1, 3) OBP: 0.371, SLG: 0.431										4	0	0	0	0	1	3			
Mike Fitzgerald, R (1, 2) OBP: 0.296, SLG: 0.284										2	0	0	0	1	0	1			
Bryn Smith, R (1, 1) OBP: 0.308, SLG: 0.417 Bob McClure, R (7, 1) Wallace Johnson, S (8, PH) Tim Burke, R (8, 1)										2	0	0	0	0	1	2			
Inning Stats	R: 0 E: 0 K: 2 S: 7	H: 0 LOB: 0 BB: 0 P: 7	R: 0 E: 0 K: 0 S: 3	H: 0 LOB: 0 BB: 0 P: 3	R: 0 E: 0 K: 1 S: 5	H: 0 LOB: 0 BB: 0 P: 5	R: 0 E: 0 K: 0 S: 3	H: 0 LOB: 1 BB: 1 P: 7	R: 0 E: 0 K: 1 S: 5	H: 0 LOB: 2 BB: 2 P: 13	R: 0 E: 1 K: 2 S: 8	H: 0 LOB: 1 BB: 0 P: 8	R: 0 E: 0 K: 0 S: 3	H: 0 LOB: 0 BB: 0 P: 3	R: 1 E: 0 K: 0 S: 5	H: 2 LOB: 1 BB: 0 P: 5		1B: 1 2B: 1 3B: 0 HR: 0	SF: 1 SAC: 0 DP: 0 HBP: 0
PITCHER	IP WLS BF H R ER SO BB IBB HBP BLK WP HR S P ERA WHIP																		
Michael Jackson, R (1, 1) ERA: 4.23	8.2 W 33 2 1 1 6 4 0 0 0 2 0 41 57 1.04 0.692																		
Steve Bedrosian, R (9, 1) ERA: 3.35	0.1 S 1 0 0 0 0 0 0 0 0 0 0 0 1 1 0.00 0.000																		

AB	29
R	1
H	2
RBI	1
BB	4
SO	6
LOB	11



Batter	1	2	3	4	5	6	7	8	9	AB	R	H	RBI	BB	SO	LOB	BOTTOM		
Milt Thompson, L (1, 8) OBP: 0.325, SLG: 0.375										4	2	3	2	0	0	0	Montreal Expos @ Philadelphia Phillies Veterans Stadium, Philadelphia, PA Sun Jun 07 1987, 3:33 AM EDT Att: 43,298 - Unknown		
Von Hayes, L (1, 3) OBP: 0.417, SLG: 0.411										4	0	0	0	0	1	2			
Juan Samuel, R (1, 4) OBP: 0.313, SLG: 0.469										3	0	1	1	1	0	0			
Mike Easter, L (1, 7) OBP: 0.316, SLG: 0.346 Chris James, R (8, 7) OBP: 0.327, SLG: 0.426										4	0	2	0	0	2	3			
Glenn Wilson, R (1, 9) OBP: 0.304, SLG: 0.445										4	0	1	0	0	0	2			
Darren Daulton, L (1, 2) OBP: 0.381, SLG: 0.632										4	0	1	0	0	1	3			
Rick Schu, R (1, 5) OBP: 0.280, SLG: 0.412										4	0	0	0	0	1	2			
Steve Jeltz, S (1, 6) OBP: 0.287, SLG: 0.173										3	1	1	0	0	0	1			
Michael Jackson, R (1, 1) Steve Bedrosian, R (9, 1)										2	0	0	0	0	0	1			
Inning Stats	R: 1 E: 0 K: 1 S: 7	H: 2 LOB: 1 BB: 0 P: 7	R: 0 E: 0 K: 0 S: 4	H: 1 LOB: 0 BB: 0 P: 4	R: 1 E: 0 K: 0 S: 6	H: 3 LOB: 0 BB: 0 P: 6	R: 0 E: 0 K: 0 S: 3	H: 0 LOB: 0 BB: 0 P: 3	R: 0 E: 0 K: 2 S: 8	H: 1 LOB: 1 BB: 0 P: 8	R: 1 E: 1 K: 2 S: 9	H: 2 LOB: 2 BB: 1 P: 13	R: 0 E: 0 K: 0 S: 3	H: 0 LOB: 0 BB: 0 P: 3	R: 0 E: 0 K: 0 S: 5	H: 0 LOB: 0 BB: 0 P: 5		1B: 6 2B: 1 3B: 1 HR: 1	SF: 0 SAC: 1 DP: 0 HBP: 0
PITCHER	IP WLS BF H R ER SO BB IBB HBP BLK WP HR S P ERA WHIP																		
Bryn Smith, R (1, 1) ERA: 5.4	6.1 L 28 9 3 3 3 3 0 0 0 0 0 1 34 34 4.26 1.421																		
Bob McClure, L (7, 1) ERA: 5.19	0.2 3 0 0 0 2 0 1 0 0 0 0 6 10 0.00 0.000																		
Tim Burke, R (8, 1) ERA: 1.65	1.0 3 0 0 0 0 0 0 0 0 0 0 3 3 0.00 0.000																		

AB	32
R	3
H	9
RBI	3
BB	1
SO	5
LOB	14



Batter	1	2	3	4	5	6	7	8	9	AB	R	H	RBI	BB	SO	LOB	TOP										
Barry Bonds, L (1,7) OBP: 0.336, SLG: 0.449	5-3		6-3		F6			FC5-4		4	0	0	0	0	0	1											
Al Pedrique, R (1,6) OBP: 0.250, SLG: 0.167	3-1		CS 1B		F8			F8		4	0	1	0	0	0	1											
Andy Van Slyke, L (1,8) OBP: 0.326, SLG: 0.488	F3		K		F8			K		4	0	0	0	0	2	2											
Mike Diaz, R (1,3) OBP: 0.316, SLG: 0.586		F9		1B	F4			F9 1B 2B		4	1	2	0	0	0	0											
Jim Morrison, R (1,5) OBP: 0.297, SLG: 0.429		3-1 1B		F8	6-3			F9		4	0	1	0	0	0	2											
Bobby Bonilla, S (1,9) OBP: 0.328, SLG: 0.393		3-1 1B		F7			L9			4	0	2	1	0	0	1											
Junior Ortiz, R (1,2) OBP: 0.274, SLG: 0.265		3-1 1B		F9			5-3	F9		4	0	1	0	0	0	3											
Rafael Belliard, R (1,4) OBP: 0.300, SLG: 0.284				F9			F8	F4		2	0	0	0	1	0	2											
Bob Walk, R (7,1) OBP: 0.333, SLG: 0.333										0	0	0	0	0	0	0											
Butch Davis, R (9,PH)										1	0	0	0	0	0	1											
Brian Fisher, R (1,1) OBP: 0.133, SLG: 0.333										2	0	0	0	0	1	3											
John Cangelosi, S (7,9) OBP: 0.513, SLG: 0.245		K			6-3			FC5-4 BB		0	0	0	0	1	0	0											
Inning Stats	R: 0 E: 0 K: 0 S: 3	H: 0 LOB: 0 BB: 0 P: 3	R: 0 E: 0 K: 1 S: 7	H: 2 LOB: 1 BB: 1 P: 11	R: 0 E: 0 K: 1 S: 5	H: 1 LOB: 0 BB: 0 P: 5	R: 0 E: 0 K: 0 S: 5	H: 2 LOB: 2 BB: 0 P: 5	R: 0 E: 0 K: 0 S: 3	H: 0 LOB: 0 BB: 0 P: 3	R: 0 E: 0 K: 0 S: 3	H: 0 LOB: 2 BB: 0 P: 3	R: 0 E: 0 K: 1 S: 5	H: 0 LOB: 1 BB: 1 P: 9	R: 1 E: 0 K: 0 S: 5	H: 2 LOB: 1 BB: 0 P: 5	1B: 6 2B: 1 3B: 0 HR: 0	SF: 0 SAC: 0 DP: 0 HBP: 0	WP: 0 PB: 0 SB: 0 CS: 1	PA: 35							
PITCHER	IP	WLS	BF	H	R	ER	SO	BB	IBB	HBP	BLK	WP	HR	S	P	ERA	WHIP										
Neal Heaton, L (1,1) ERA: 3.54	9.0	W	35	7	1	1	3	1	1	0	0	0	0	39	47	1.00	0.889										

Pittsburgh Pirates @ Montreal Expos
Olympic Stadium, Montreal, QB
Mon Jun 08 1987, 7:05 PM EDT
Att: 11,973 - Unknown


AB 33
R 1
H 7
RBI 1
BB 2
SO 3
LOB 16



Batter	1	2	3	4	5	6	7	8	9	AB	R	H	RBI	BB	SO	LOB	BOTTOM											
Casey Candaele, S (1,9) OBP: 0.358, SLG: 0.376	F7			F7				F7		4	1	1	0	1	0	1												
Herm Winningham, L (1,8) OBP: 0.350, SLG: 0.473	4-3 1B	4-3			K		K	4-3		5	0	1	0	0	2	3												
Tim Raines, S (1,7) OBP: 0.451, SLG: 0.562	4-3		4-3		F9 S 1B		K			4	0	1	0	0	1	3												
Tim Wallach, R (1,5) OBP: 0.333, SLG: 0.512	F6		5-3		F9					4	1	1	3	0	0	2												
Hubie Brooks, R (1,6) OBP: 0.302, SLG: 0.489		HR			K			1B BB		2	2	1	1	2	1	1												
Tom Foley, L (1,4) OBP: 0.292, SLG: 0.354		2B 1B		K						4	1	2	0	0	1	1												
Vance Law, R (1,3) OBP: 0.379, SLG: 0.443		1B 2B			5-3 1B			6-3		4	1	3	1	0	0	0												
Jeff Reed, L (1,2) OBP: 0.224, SLG: 0.208		K			5-3			4-3		4	0	0	0	0	1	5												
Neal Heaton, L (1,1) OBP: 0.333, SLG: 0.343		2H 3H 1B			F4					4	1	2	2	0	0	1												
Inning Stats	R: 0 E: 0 K: 0 S: 4	H: 1 LOB: 1 BB: 0 P: 4	R: 3 E: 0 K: 1 S: 9	H: 5 LOB: 1 BB: 0 P: 9	R: 0 E: 0 K: 1 S: 5	H: 0 LOB: 1 BB: 1 P: 9	R: 0 E: 0 K: 0 S: 4	H: 1 LOB: 1 BB: 0 P: 4	R: 0 E: 0 K: 2 S: 8	H: 1 LOB: 1 BB: 0 P: 8	R: 0 E: 0 K: 0 S: 3	H: 0 LOB: 0 BB: 0 P: 3	R: 4 E: 0 K: 2 S: 11	H: 4 LOB: 2 BB: 2 P: 19	R: 0 E: 0 K: 0 S: 3	H: 0 LOB: 0 BB: 0 P: 3	1B: 8 2B: 2 3B: 0 HR: 2	SF: 0 SAC: 0 DP: 0 HBP: 0	WP: 0 PB: 0 SB: 0 CS: 0	PA: 38								
PITCHER	IP	WLS	BF	H	R	ER	SO	BB	IBB	HBP	BLK	WP	HR	S	P	ERA	WHIP											
Brian Fisher, R (1,1) ERA: 5.79	6.2	L	33	11	7	7	6	3	0	0	0	0	0	2	42	54	9.45	2.100										
Bob Walk, R (7,1) ERA: 4.21	1.1		5	1	0	0	0	0	0	0	0	0	0	5	5	0.00	0.750											

Pittsburgh Pirates @ Montreal Expos
Olympic Stadium, Montreal, QB
Mon Jun 08 1987, 7:05 PM EDT
Att: 11,973 - Unknown

AB 35
R 7
H 12
RBI 7
BB 3
SO 6
LOB 17



Batter	1	2	3	4	5	6	7	8	9	AB	R	H	RBI	BB	SO	LOB	TOP										
Barry Bonds, L OBP: 0.346, SLG: 0.465 (1, 7)										4	1	4	3	0	0	0	Pittsburgh Pirates @ Montreal Expos Olympic Stadium, Montreal, QB Tue Jun 09 1987, 7:05 PM EDT Att: 13,132 - Unknown										
Andy Van Slyke, L OBP: 0.333, SLG: 0.494 (1, 8)										4	0	2	2	1	2	2											
Johnny Ray, S OBP: 0.297, SLG: 0.344 Al Pedrique, R OBP: 0.250, SLG: 0.167 (1, 4) (6, 4)										5	0	0	0	0	0	7											
Sid Bream, L OBP: 0.376, SLG: 0.523 (1, 3)										5	1	2	0	0	0	2											
Jim Morrison, R OBP: 0.295, SLG: 0.423 (1, 5)										5	1	1	0	0	2	1											
R.J. Reynolds, S OBP: 0.386, SLG: 0.458 (1, 9)										5	1	2	0	0	0	0											
Michael LaValliere, L OBP: 0.392, SLG: 0.373 (1, 2)										4	2	2	1	1	0	2											
Rafael Belliard, R OBP: 0.297, SLG: 0.281 (1, 6)										5	1	1	1	0	0	3											
Mike Dunne, R OBP: 0.400, SLG: 0.250 (1, 1)										3	1	1	1	1	0	0											
Inning Stats	R: 0 E: 0 K: 1 S: 6	H: 1 LOB: 1 BB: 0 P: 6	R: 4 E: 0 K: 0 S: 7	H: 4 LOB: 1 BB: 1 P: 11	R: 4 E: 0 K: 0 S: 7	H: 4 LOB: 2 BB: 2 P: 15	R: 0 E: 0 K: 1 S: 6	H: 2 LOB: 1 BB: 0 P: 6	R: 0 E: 1 K: 0 S: 5	H: 2 LOB: 2 BB: 0 P: 5	R: 0 E: 0 K: 0 S: 3	H: 0 LOB: 0 BB: 0 P: 3	R: 0 E: 0 K: 0 S: 3	H: 0 LOB: 0 BB: 0 P: 3	R: 0 E: 0 K: 1 S: 6	H: 1 LOB: 1 BB: 0 P: 6	R: 0 E: 0 K: 1 S: 6	H: 1 LOB: 1 BB: 0 P: 6	1B: 12 2B: 3 3B: 0 HR: 0	SF: 1 SAC: 0 DP: 1 HBP: 0	WP: 1 PB: 0 SB: 1 CS: 0	PA: 44					
PITCHER	IP	WLS	BF	H	R	ER	SO	BB	IBB	HBP	BLK	WP	HR	S	P	ERA	WHIP										
Floyd Youmans, R ERA: 5.08 Lary Sorensen, R ERA: 3.47 Randy St. Claire, R ERA: 4.73 Bob Sebra, R ERA: 4.45 Bob McClure, L ERA: 4.68	(1, 1) (2, 1) (3, 1) (5, 1) (7, 1)	1.2 0.1 2.0 2.0 2.0	6 L 8 11 8 7	1 6 4 2 1	0 6 2 0 0	1 6 2 0 0	1 1 1 0 1	0 1 2 0 0	0 0 0 0 0	0 0 0 0 0	0 0 0 0 0	0 1 0 0 0	0 7 11 8 9	8 7 19 8 9	8 11 19 8 9	0.00 162.00 9.00 0.00 0.00	0.600 21.000 3.000 1.000 0.500										
PITCHER	IP	WLS	BF	H	R	ER	SO	BB	IBB	HBP	BLK	WP	HR	S	P	ERA	WHIP										
Andy McGaffigan, R ERA: 2.03	(9, 1)	1.0	4	1	0	0	1	0	0	0	0	0	0	6	6	0.00	1.000										

AB 40
R 8
H 15
RBI 8
BB 3
SO 4
LOB 17




Batter	1	2	3	4	5	6	7	8	9	AB	R	H	RBI	BB	SO	LOB	BOTTOM										
Casey Candaele, S OBP: 0.363, SLG: 0.381 (1, 7)										5	0	3	1	0	0	0	Pittsburgh Pirates @ Montreal Expos Olympic Stadium, Montreal, QB Tue Jun 09 1987, 7:05 PM EDT Att: 13,132 - Unknown										
Mitch Webster, S OBP: 0.356, SLG: 0.395 (1, 9)										4	0	0	0	1	0	5											
Andres Galarraga, R OBP: 0.491, SLG: 0.497 (1, 3)										5	0	2	0	0	1	4											
Tim Wallach, R OBP: 0.341, SLG: 0.517 (1, 5)										2	0	1	0	2	0	2											
Hubie Brooks, R OBP: 0.304, SLG: 0.480 Bob McClure, R (1, 6) (7, 1)										3	0	1	0	0	0	4											
Wallace Johnson, S OBP: 0.237, SLG: 0.368 Andy McGaffigan, R (8, PH) (9, 1)										0	0	0	0	0	0	0											
Herm Winningham, L OBP: 0.355, SLG: 0.468 (1, 8)										3	0	1	0	1	0	1											
Vance Law, R OBP: 0.372, SLG: 0.434 (1, 4)										4	0	0	0	0	3	5											
Mike Fitzgerald, R OBP: 0.291, SLG: 0.278 Bob Sebra, R OBP: 0.150, SLG: 0.105 Tom Foley, L OBP: 0.286, SLG: 0.345 Reid Nichols, R OBP: 0.333, SLG: 0.400 (1, 2) (5, 1) (7, 6) (9, PR)										2	0	0	0	0	0	2											
Floyd Youmans, R OBP: 0.211, SLG: 0.421 Lary Sorensen, R (2, 1) Randy St. Claire, R OBP: 0.400, SLG: 0.400 Dave Engle, R OBP: 0.271, SLG: 0.289 (3, 1) (5, 2)										0	0	0	0	0	0	0											
Inning Stats	R: 0 E: 0 K: 0 S: 3	H: 1 LOB: 2 BB: 2 P: 11	R: 0 E: 0 K: 1 S: 5	H: 0 LOB: 0 BB: 0 P: 5	R: 0 E: 0 K: 0 S: 4	H: 2 LOB: 1 BB: 0 P: 4	R: 0 E: 0 K: 1 S: 6	H: 1 LOB: 2 BB: 1 P: 10	R: 0 E: 0 K: 0 S: 3	H: 2 LOB: 0 BB: 0 P: 5	R: 0 E: 0 K: 0 S: 3	H: 0 LOB: 0 BB: 0 P: 3	R: 0 E: 0 K: 1 S: 7	H: 2 LOB: 3 BB: 1 P: 11	R: 1 E: 1 K: 1 S: 7	H: 1 LOB: 2 BB: 0 P: 7	1B: 9 2B: 1 3B: 0 HR: 0	SF: 0 SAC: 0 DP: 3 HBP: 0	WP: 0 PB: 0 SB: 0 CS: 0	PA: 39							
PITCHER	IP	WLS	BF	H	R	ER	SO	BB	IBB	HBP	BLK	WP	HR	S	P	ERA	WHIP										
Mike Dunne, R ERA: 0.6	(1, 1)	9.0	W 39	10	1	0	4	4	0	0	0	0	0	43	59	0.00	1.556										
PITCHER	IP	WLS	BF	H	R	ER	SO	BB	IBB	HBP	BLK	WP	HR	S	P	ERA	WHIP										



Batter	1	2	3	4	5	6	7	8	9	10	11	AB	R	H	RBI	BB	SO	LOB	TOP						
Barry Bonds, L OBP: 0.343, SLG: 0.473 (1, 7)	4-3		F5			4-3		HR			G3	5	1	1	1	0	0	0							
Andy Van Slyke, L OBP: 0.325, SLG: 0.480 (1, 8)	F9		B1-3			F7		F7			F9	5	0	0	0	0	0	0							
Johnny Ray, S OBP: 0.295, SLG: 0.345 (1, 4)	G3				6-3						P3	5	0	1	0	0	0	0							
Sid Bream, L OBP: 0.378, SLG: 0.520 (1, 3)		FC5-4 BB			F8			1B 2B				3	0	1	0	1	0	0							
R.J. Reynolds, S OBP: 0.359, SLG: 0.444 (1, 9)		FC5-4 2B			G3			K				4	1	0	0	0	1	3							
Bobby Bonilla, S OBP: 0.323, SLG: 0.405 (1, 5)		3-1 VWP 2B			F4			K			FC5-4 SH2-4 1B	4	1	2	1	0	1	2							
Michael LaValliere, L OBP: 0.384, SLG: 0.384 (1, 2)		3-1			1-3			G3			SH2-4	3	0	0	0	0	0	3							
Rafael Belliard, R OBP: 0.293, SLG: 0.277 (1, 6)		3-1			K						FC5-4	2	0	0	0	0	1	0							
John Cangelosi, S OBP: 0.519, SLG: 0.245 (8, PH)											2-3	2	0	0	0	0	1	0							
Al Pedrique, R OBP: 0.250, SLG: 0.167 (8, 6)											2-3	2	0	0	0	0	0	0							
Jim Morrison, R OBP: 0.293, SLG: 0.421 (10, PH)												1	0	0	0	0	0	1							
Doug Drabek, R OBP: 0.178, SLG: 0.188 (1, 1)												2	0	0	0	0	1	0							
Mike Diaz, R OBP: 0.313, SLG: 0.580 (8, PH)												1	0	0	0	0	0	1							
Don Robinson, R (8, 1)												1	0	0	0	0	0	1							
Inning Stats	R: 0 E: 0 K: 0 S: 3	H: 0 LOB: 0 BB: 0 P: 3	R: 2 E: 0 K: 0 S: 4	H: 1 LOB: 0 BB: 1 P: 8	R: 0 E: 0 K: 0 S: 3	H: 0 LOB: 0 BB: 0 P: 3	R: 0 E: 0 K: 0 S: 3	H: 0 LOB: 0 BB: 0 P: 3	R: 0 E: 0 K: 1 S: 5	H: 0 LOB: 0 BB: 0 P: 5	R: 0 E: 0 K: 2 S: 9	H: 2 LOB: 2 BB: 0 P: 9	R: 1 E: 0 K: 0 S: 3	H: 1 LOB: 0 BB: 1 P: 7	R: 0 E: 0 K: 0 S: 3	H: 0 LOB: 0 BB: 0 P: 3	R: 0 E: 0 K: 0 S: 4	H: 1 LOB: 1 BB: 0 P: 4	R: 0 E: 0 K: 0 S: 3	H: 0 LOB: 0 BB: 0 P: 3	1B: 2 2B: 2 3B: 0 HR: 1	SF: 0 SAC: 1 DP: 1 HBP: 0	WP: 1 PB: 0 SB: 0 CS: 0	PA: 39	
PITCHER	IP 7.0	WLS 25	BF 11	H 2	R 2	ER 1	SO 0	BB 1	IBB 0	HBP 0	BLK 0	WP 0	HR 1	S 10	P 14	ERA 3.00	WHIP 1.000								
Dennis Martínez, R ERA: 2.57 (1, 1)																									
Tim Burke, R ERA: 1.78 (8, 1)	3.0																								
Bob McClure, L ERA: 4.43 (11, 1)	1.0	W	3	0	0	0	0	0	0	0	0	0	0	3	3	0.00	0.000								

Pittsburgh Pirates @ Montreal Expos
Olympic Stadium, Montreal, QB
Wed Jun 10 1987, 7:05 PM EDT
Att: 10,134 - Unknown


AB 36
R 3
H 5
RBI 2
BB 2
SO 4
LOB 11

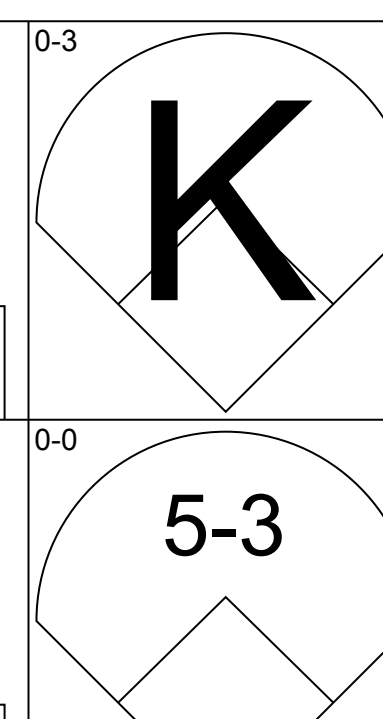
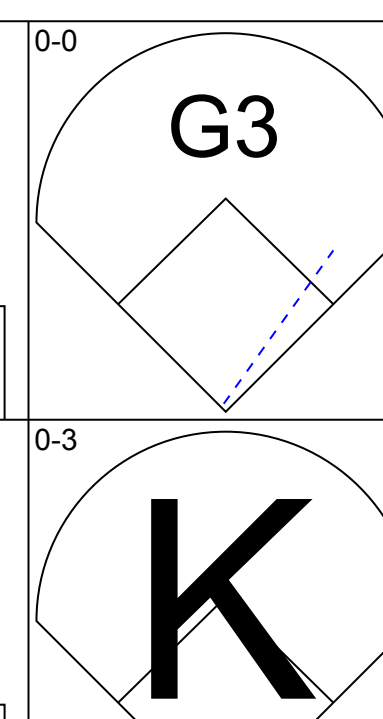
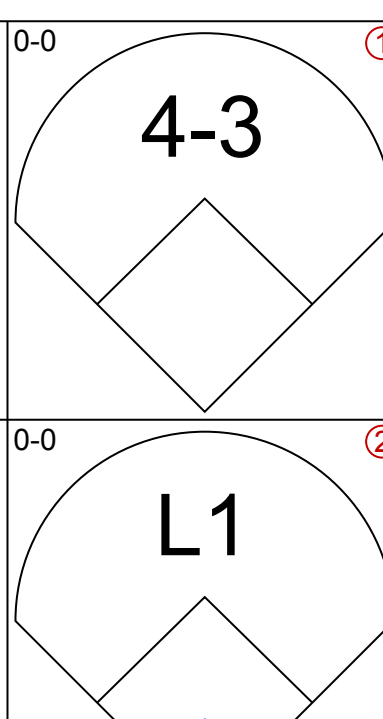
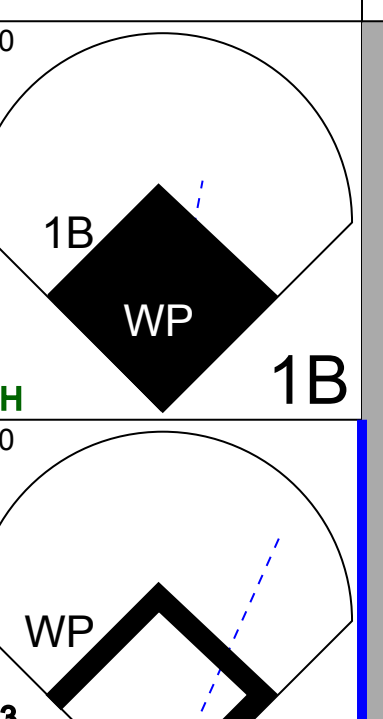
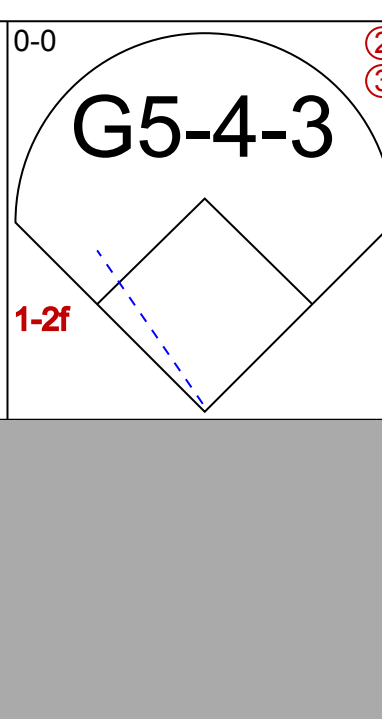
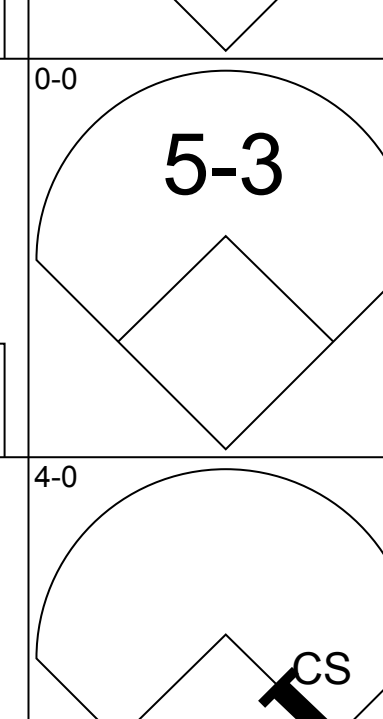
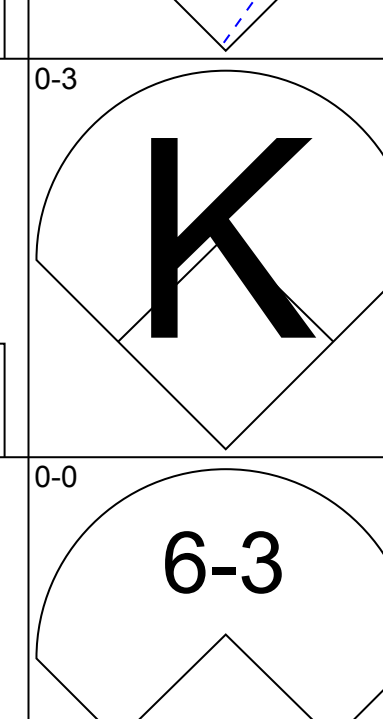
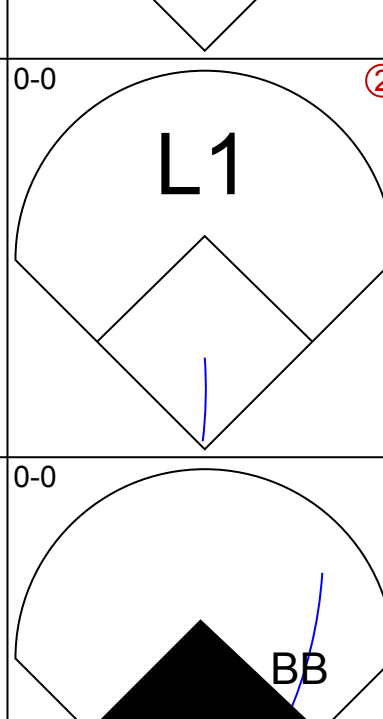
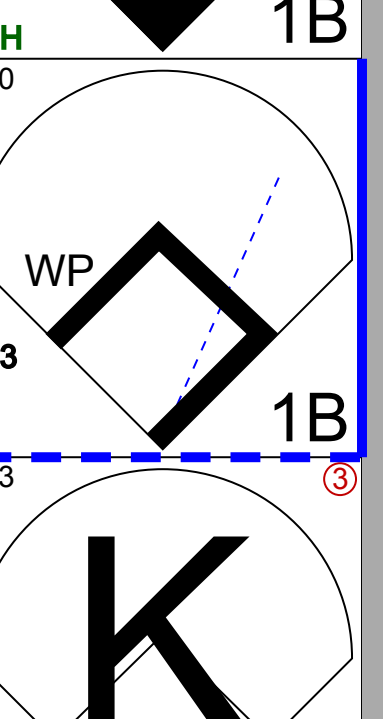
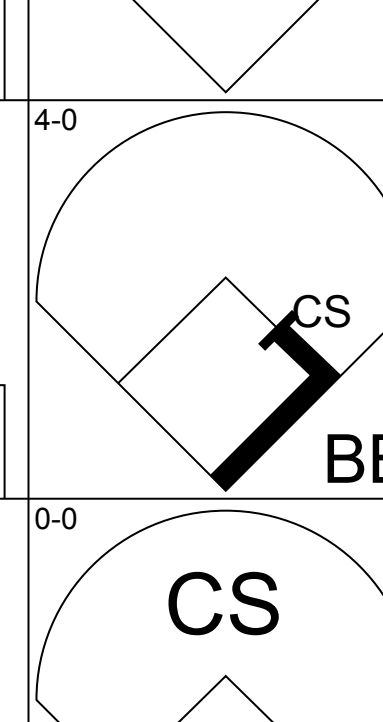
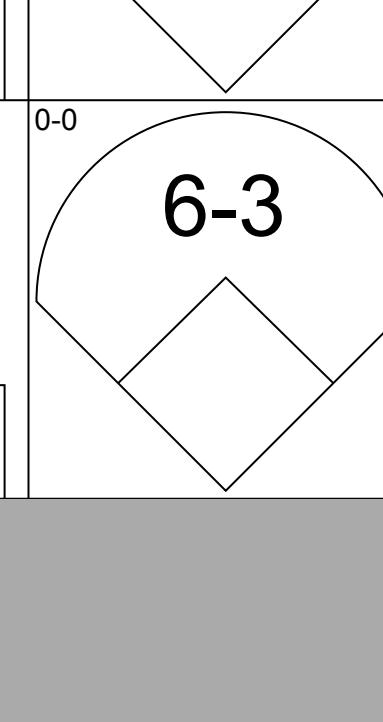
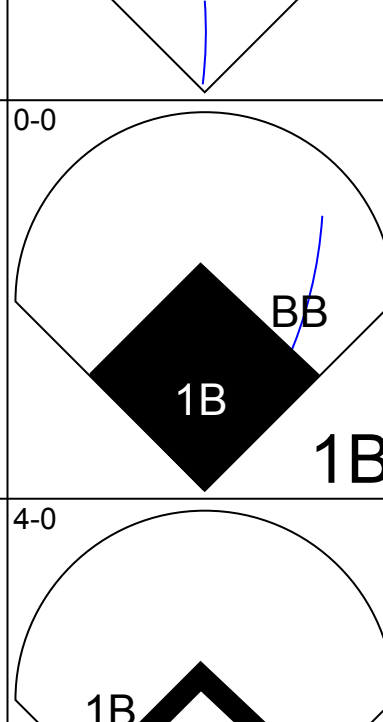
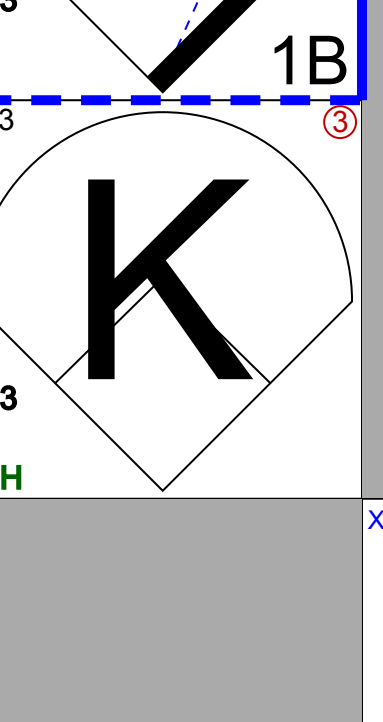
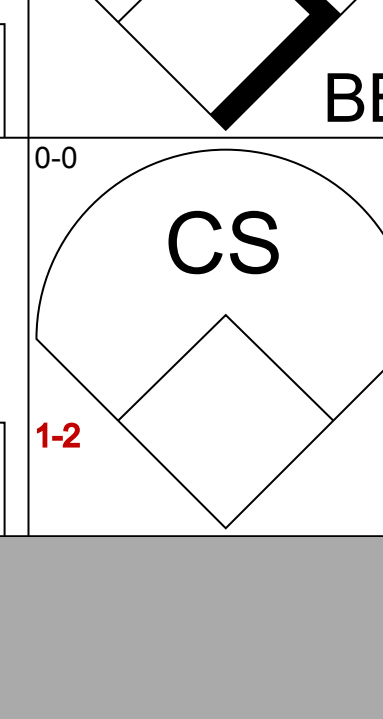
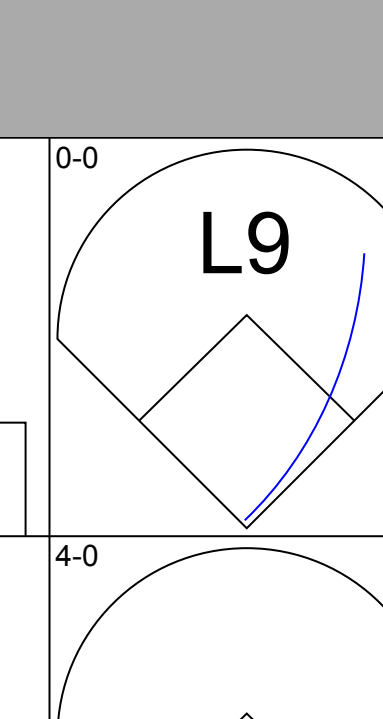
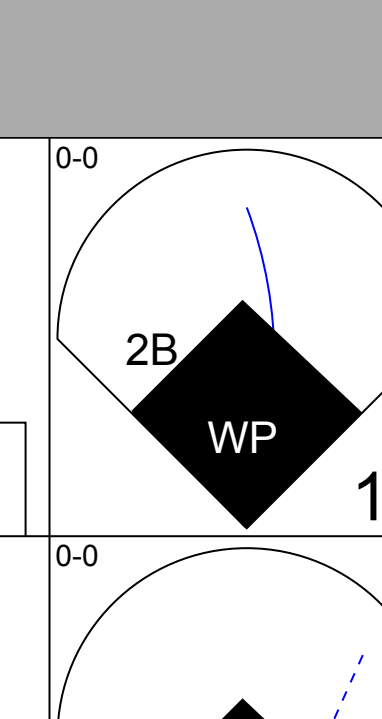
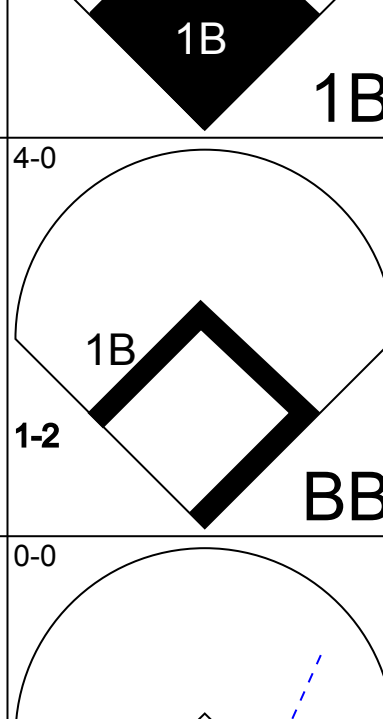
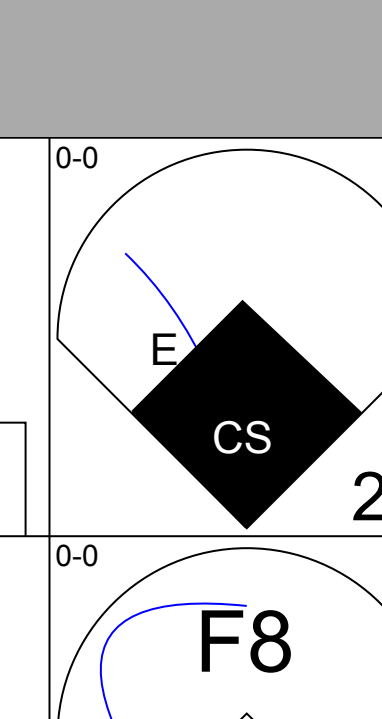
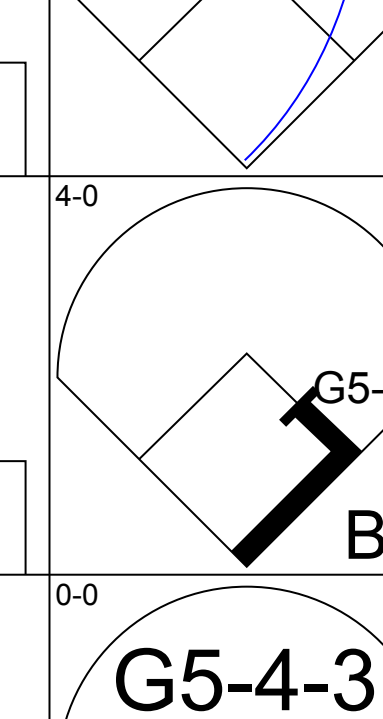
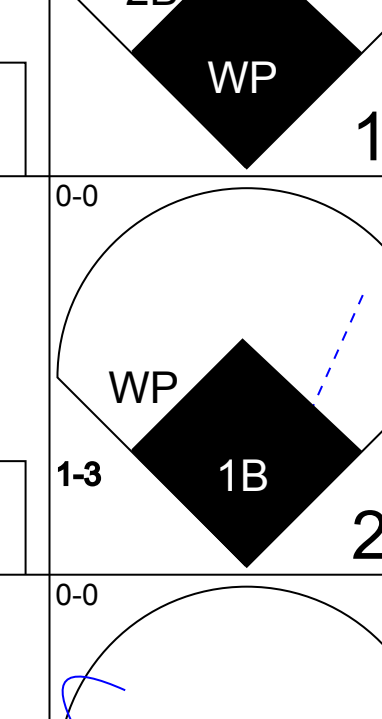
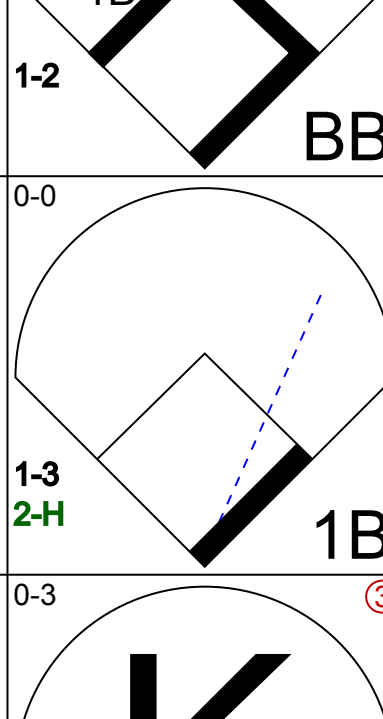
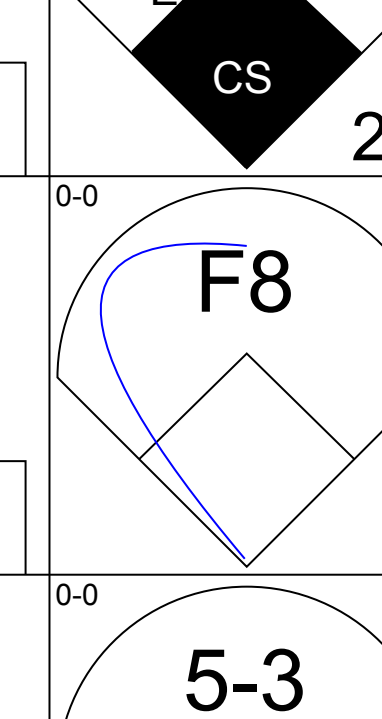
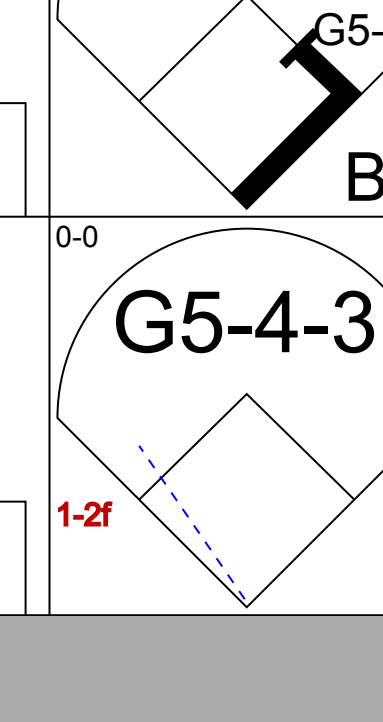
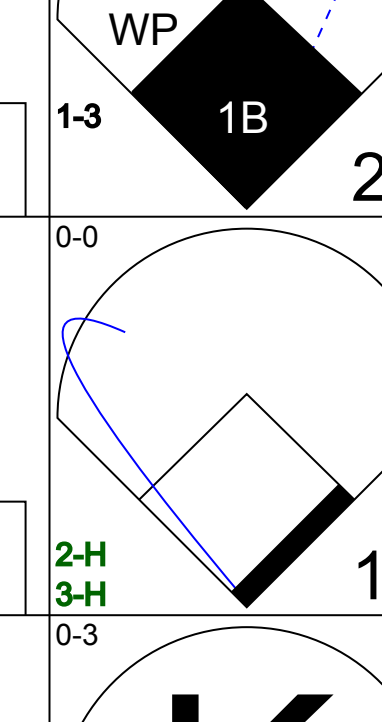
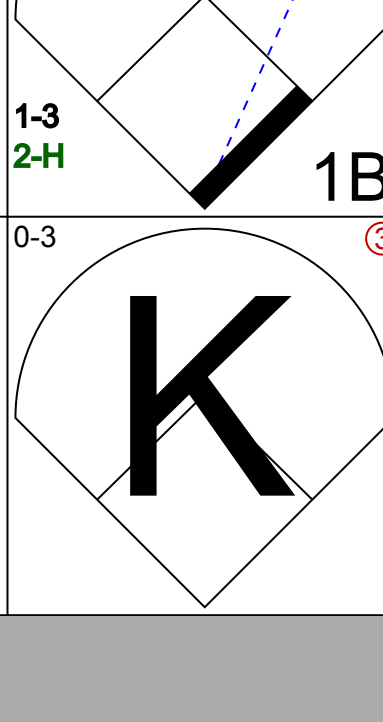
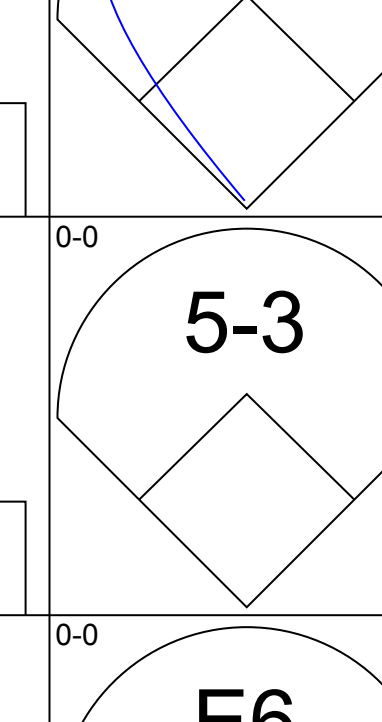
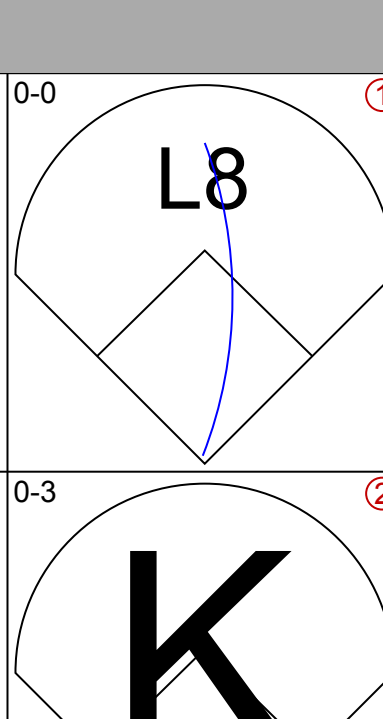
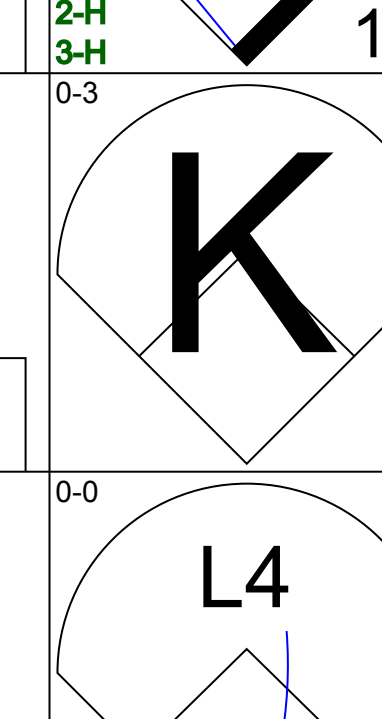
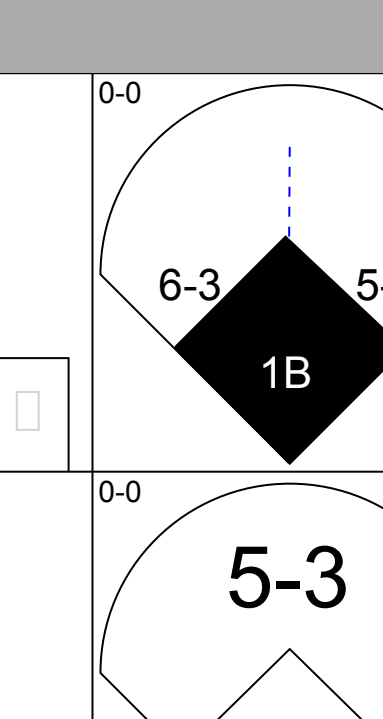
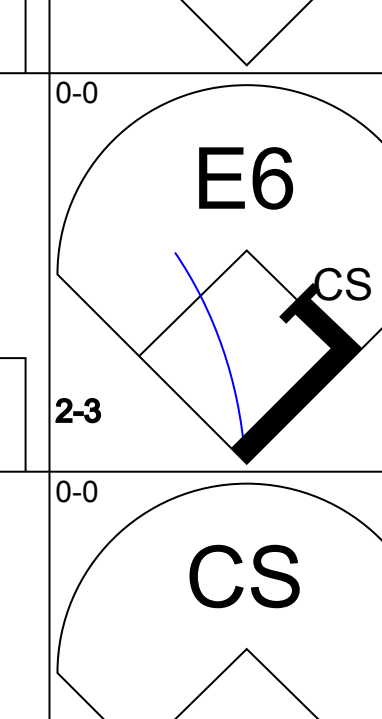
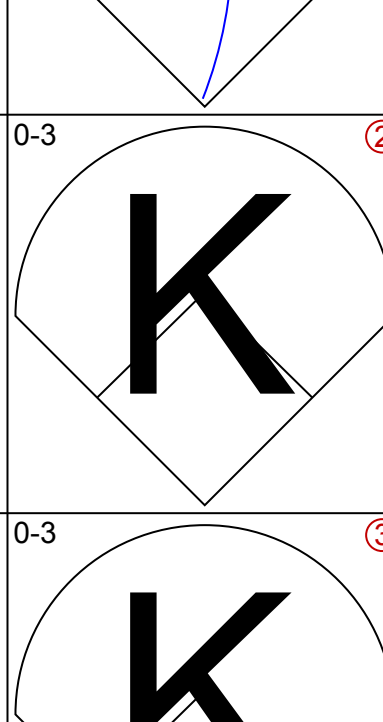
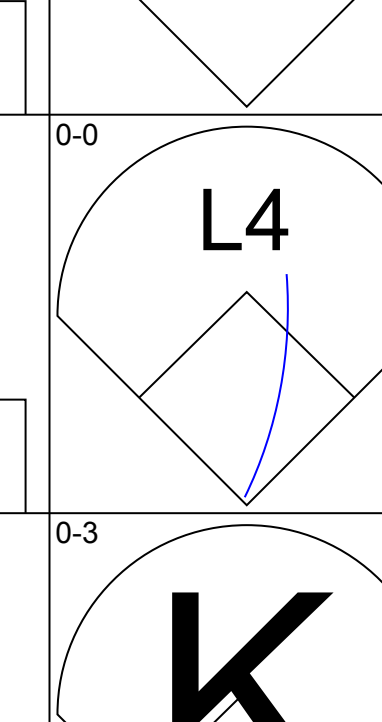
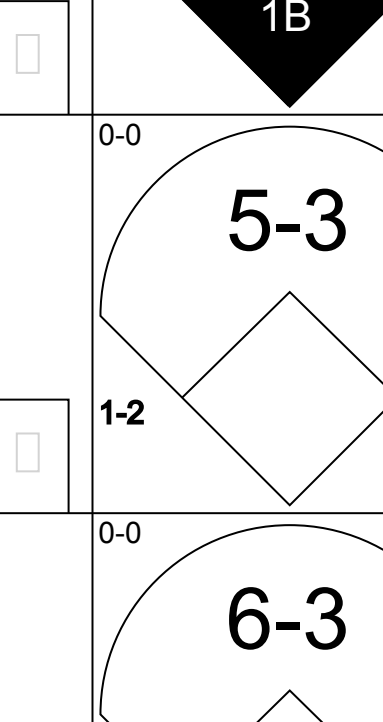
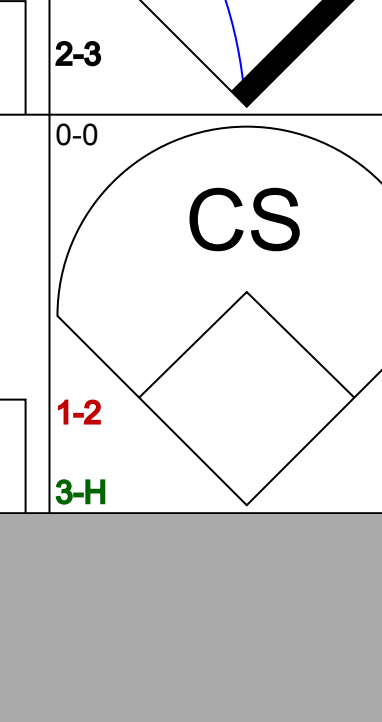
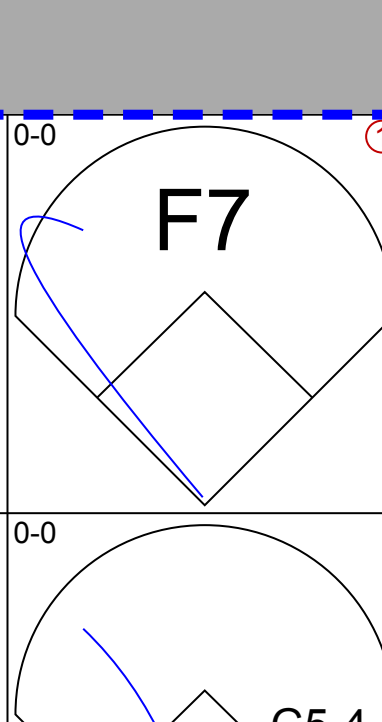
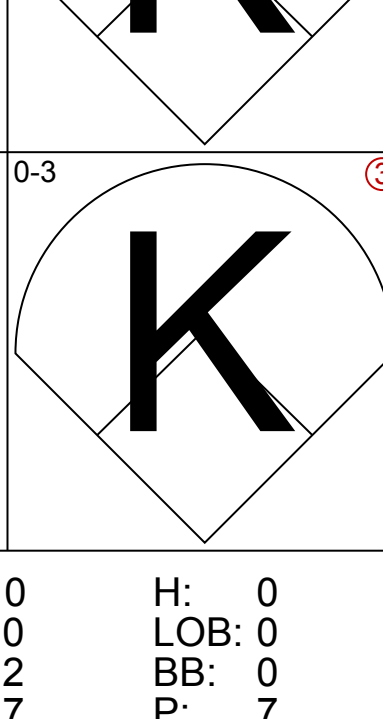
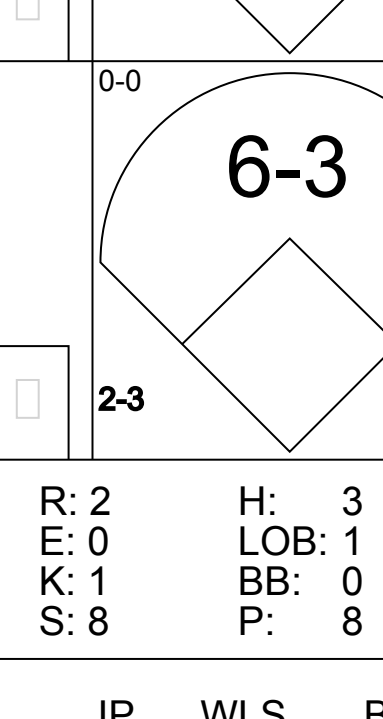
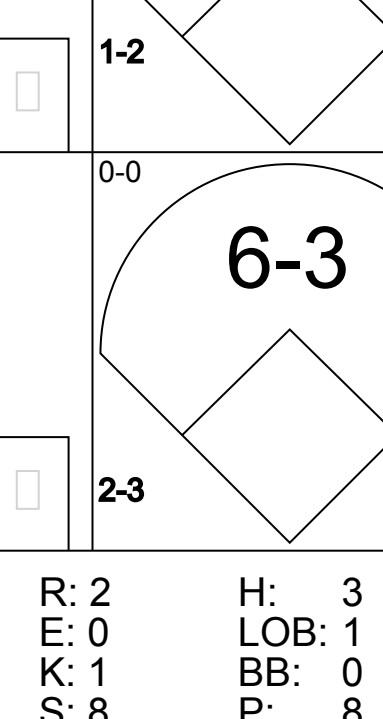
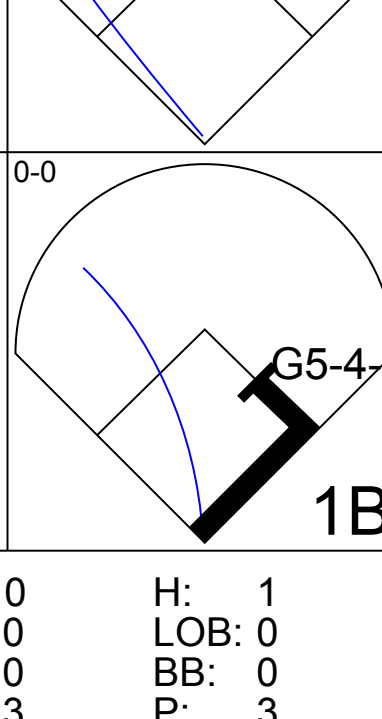


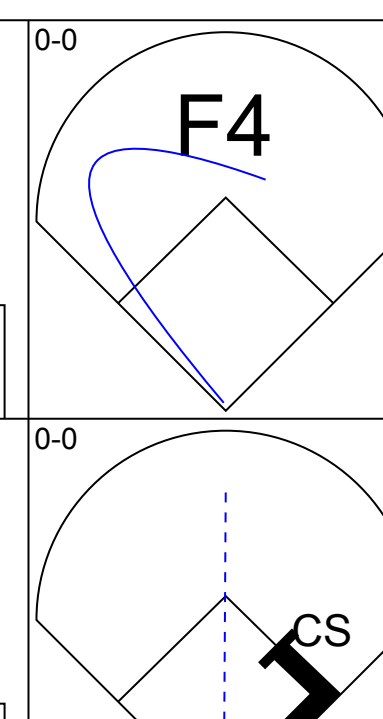
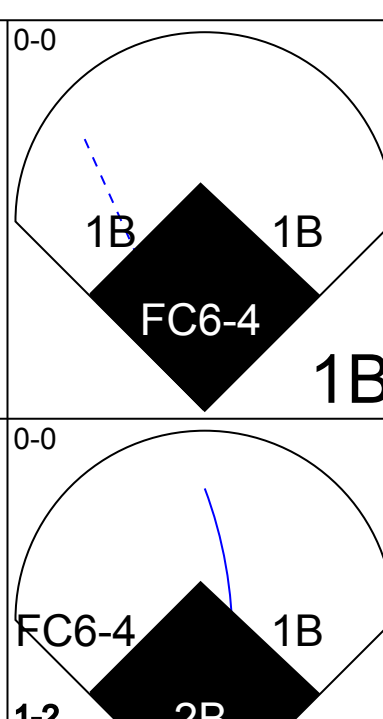
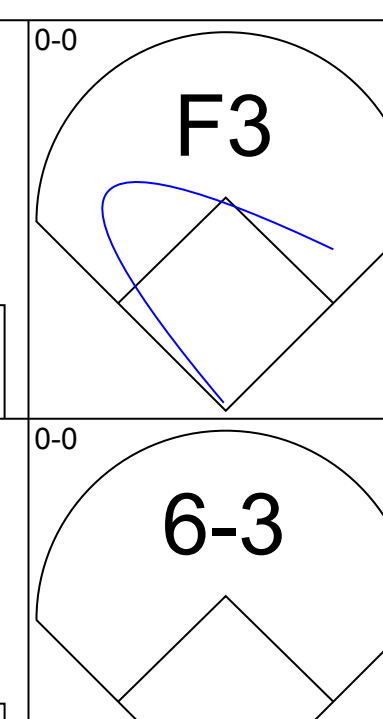
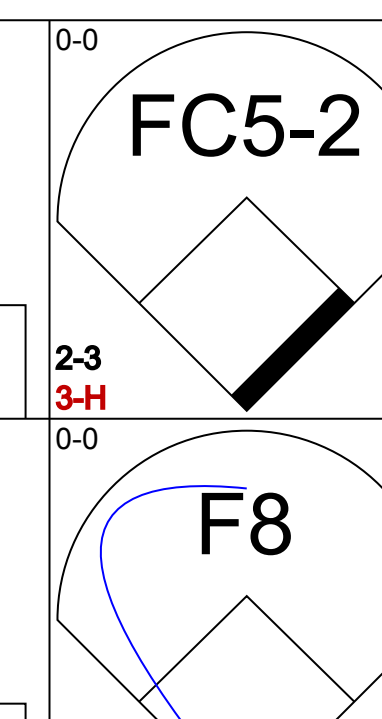
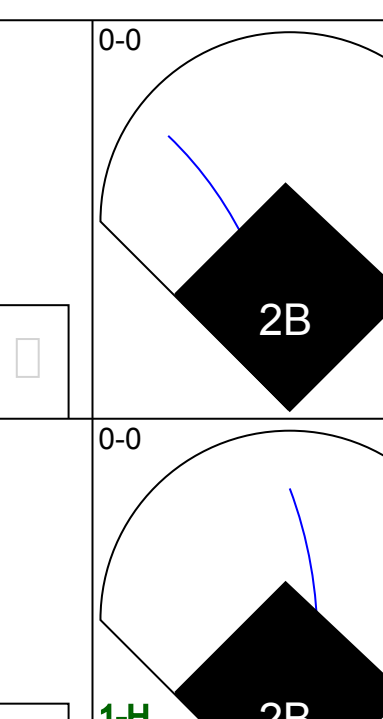
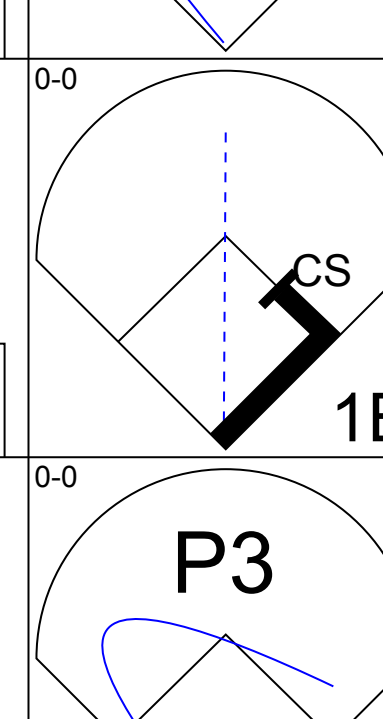
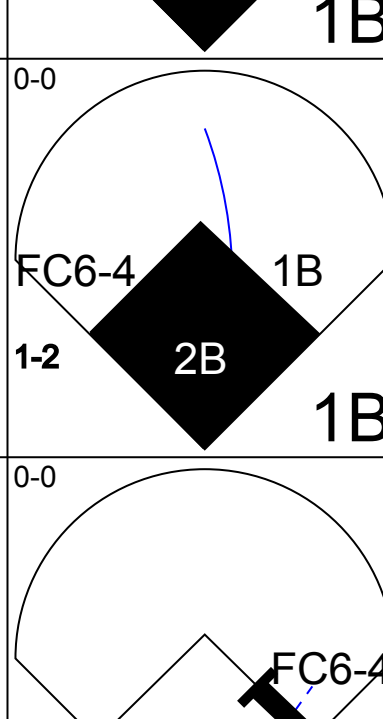
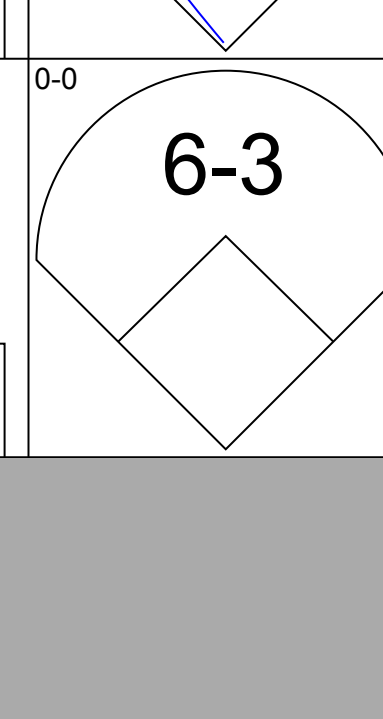
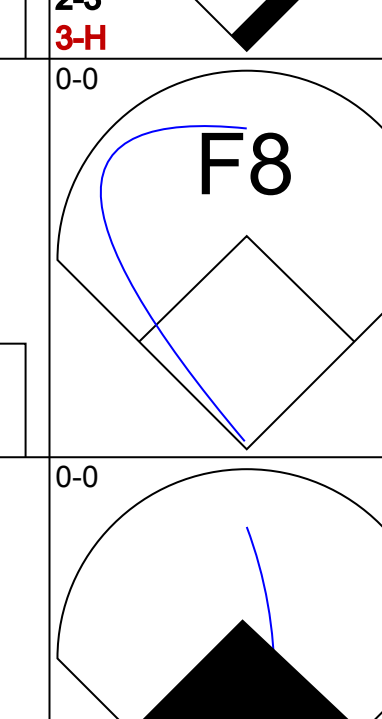
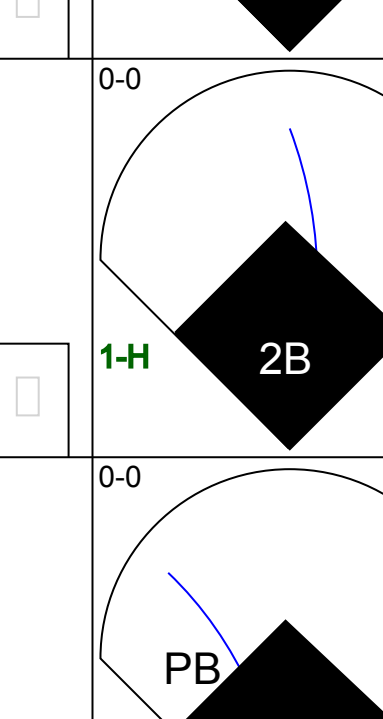
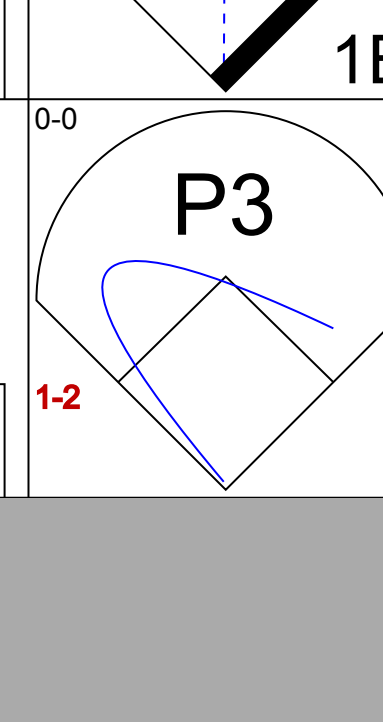
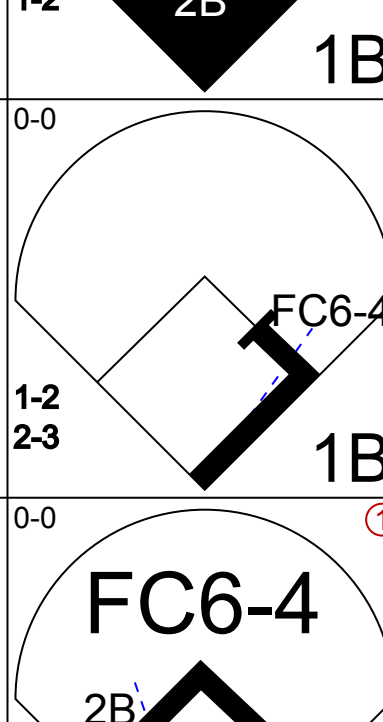
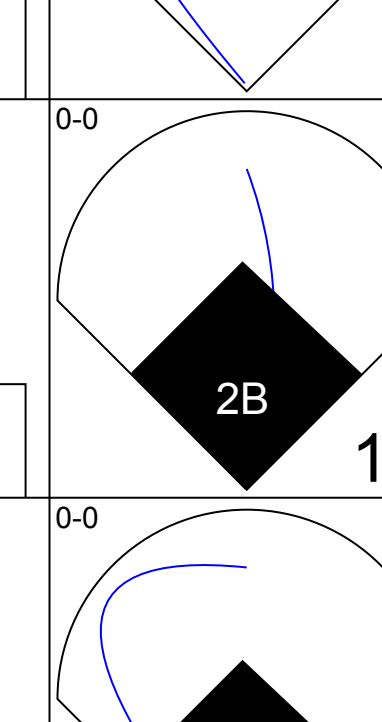
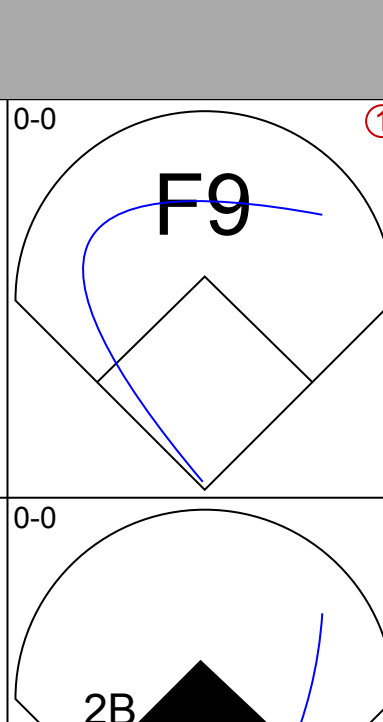
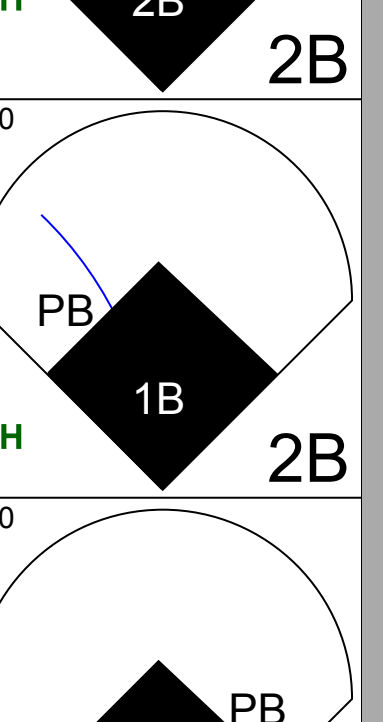
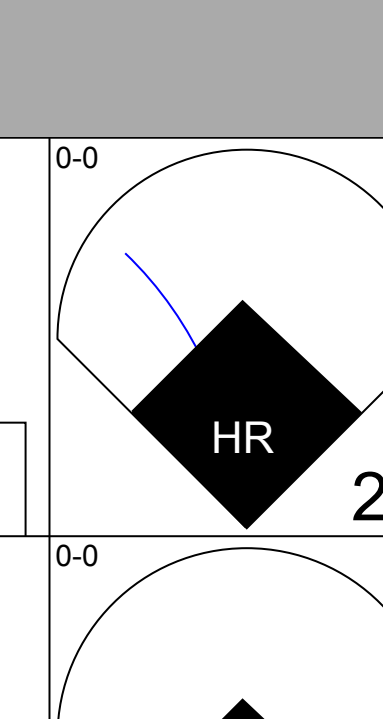
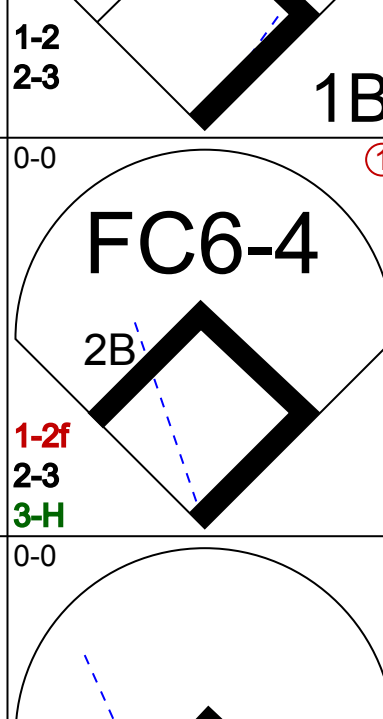
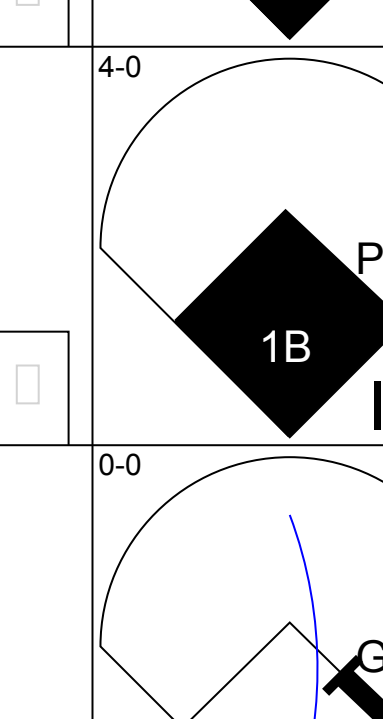
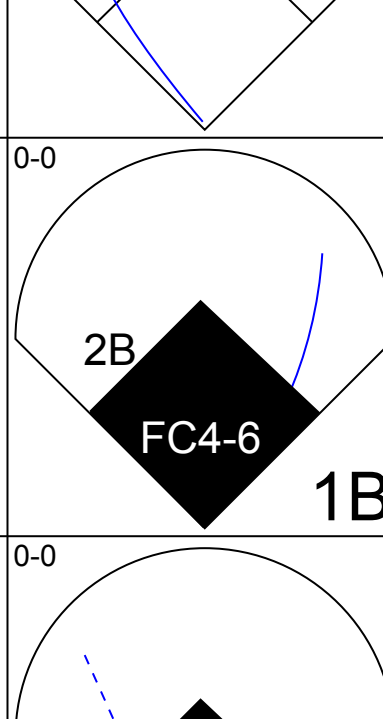
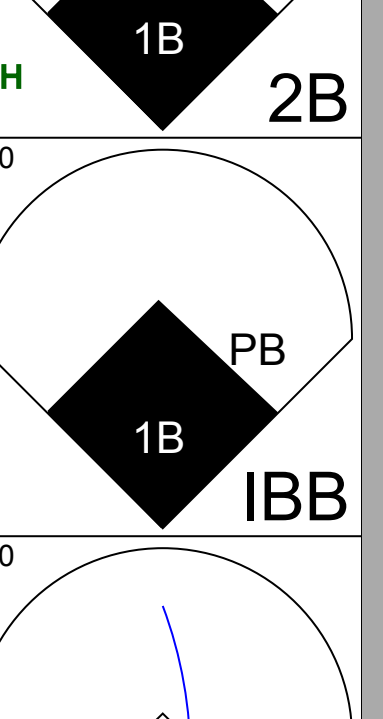
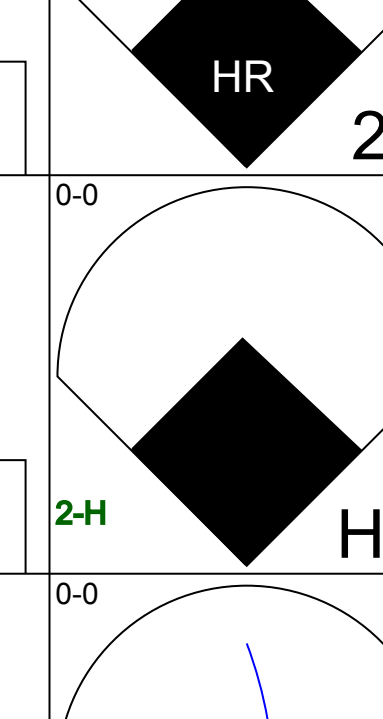
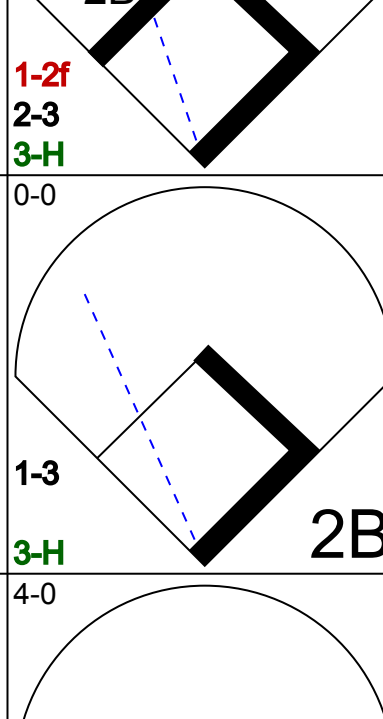
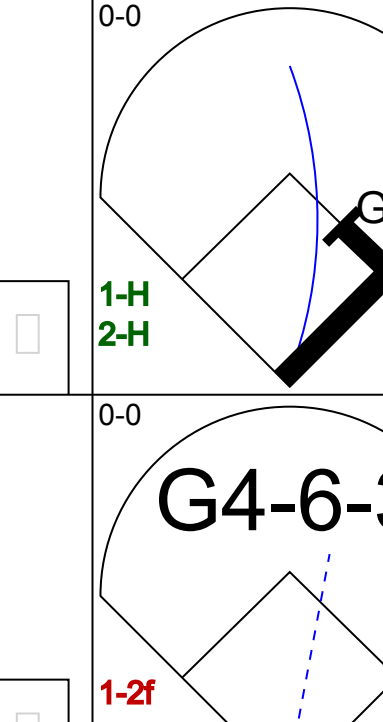
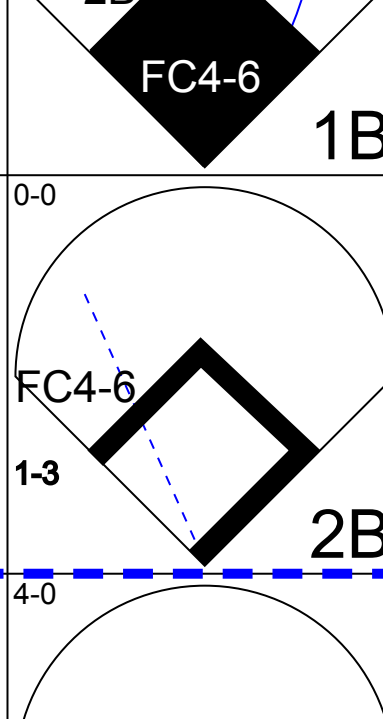
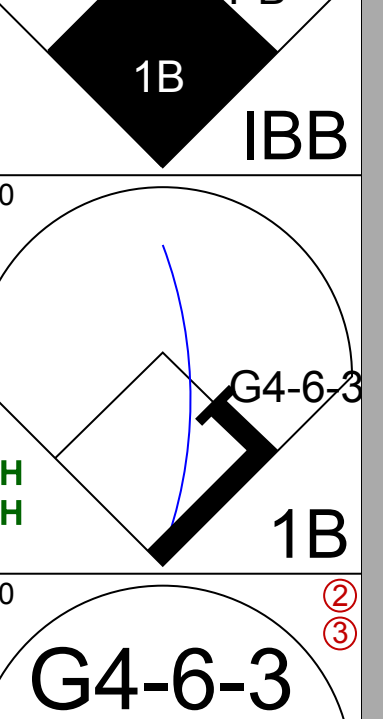
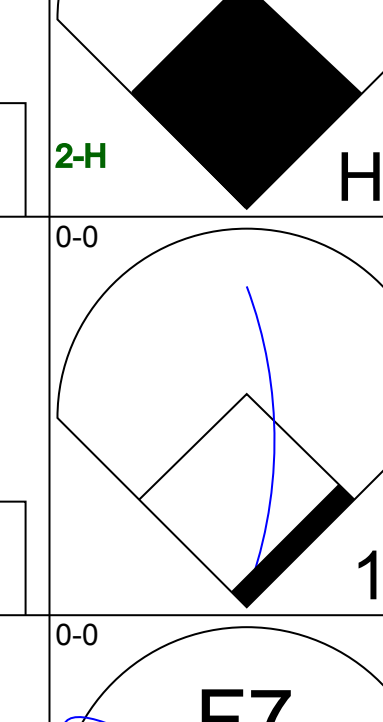
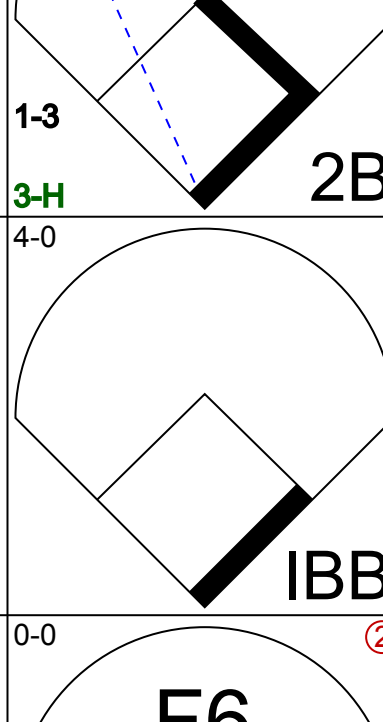
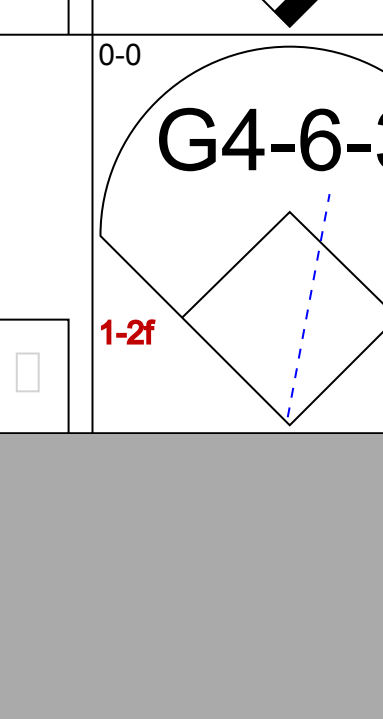
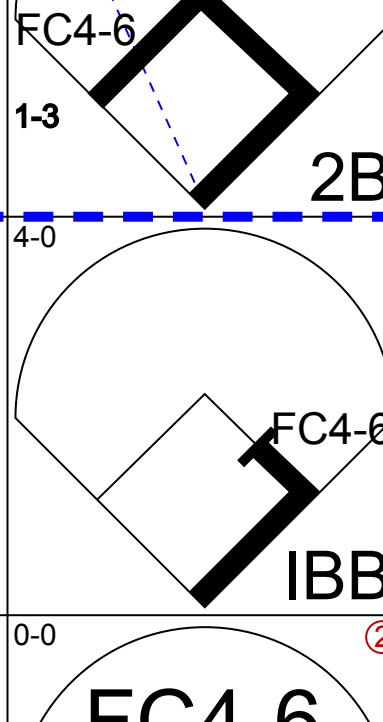
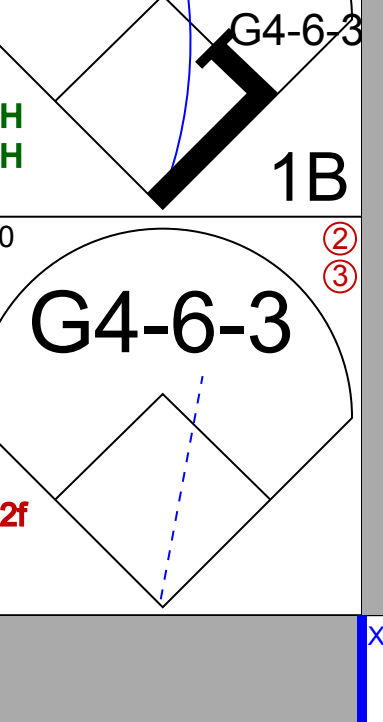
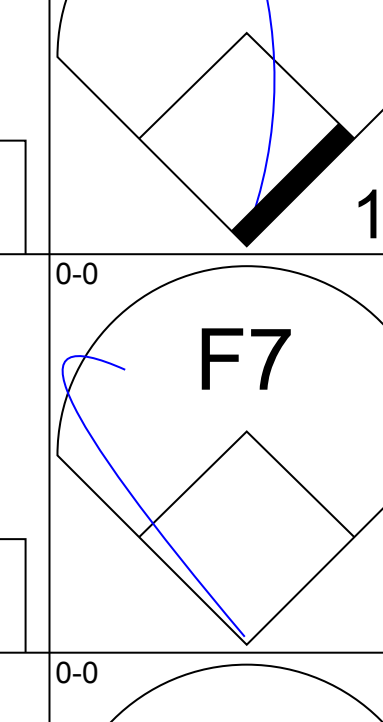
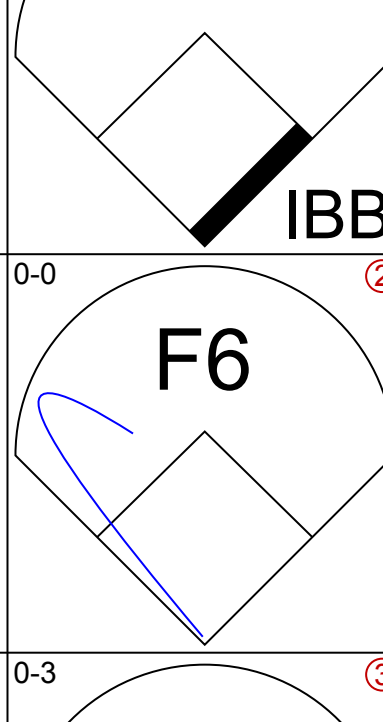

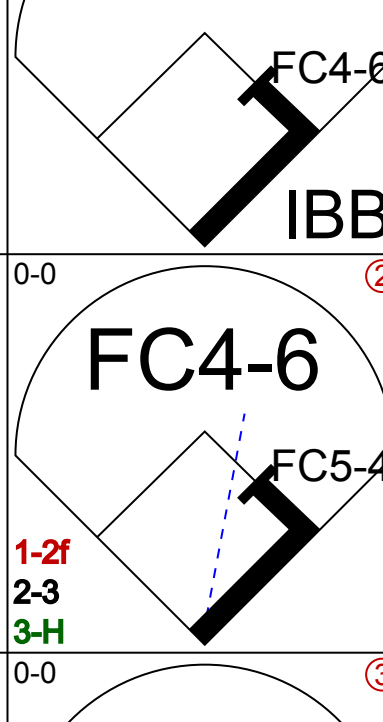
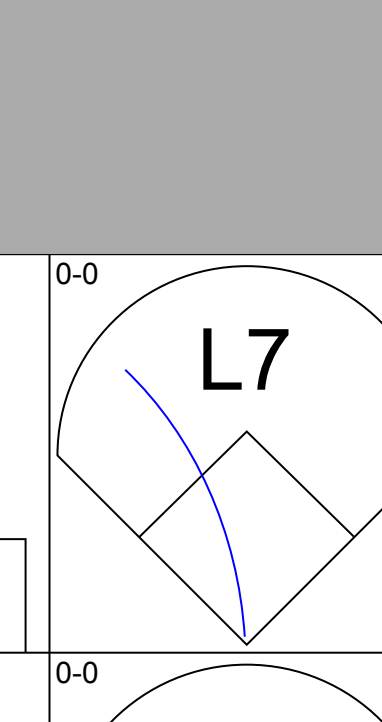
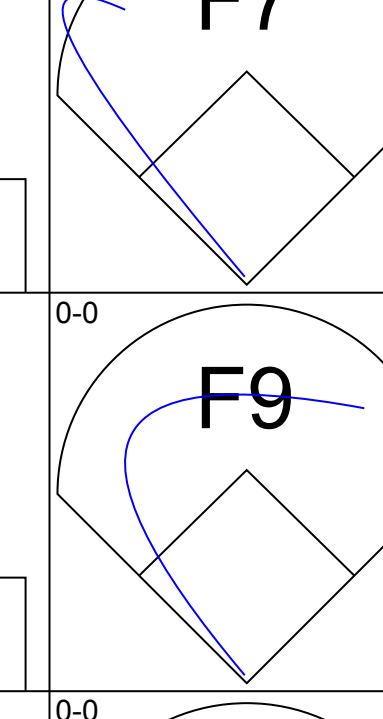
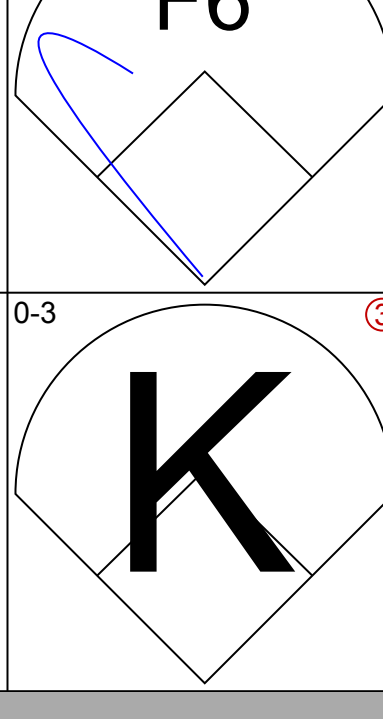
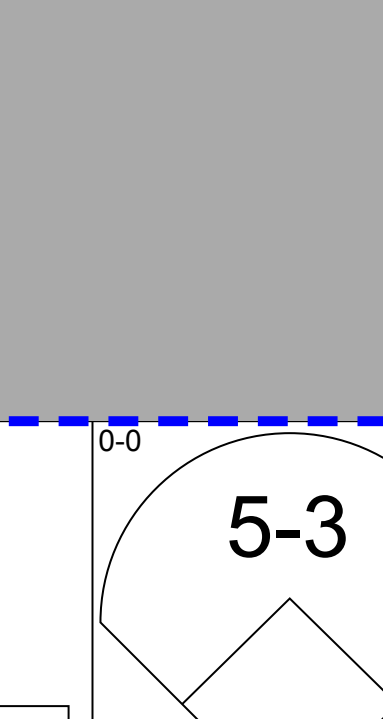
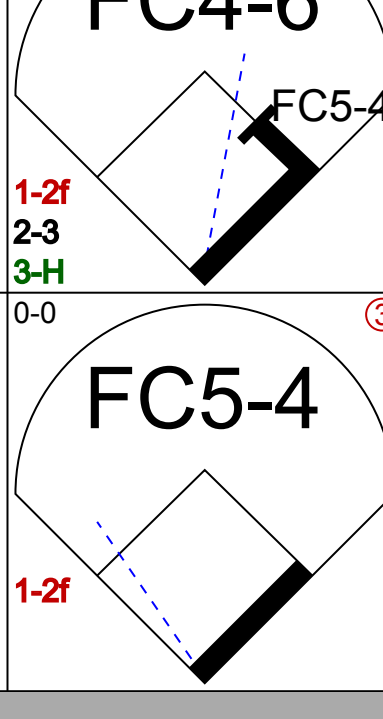
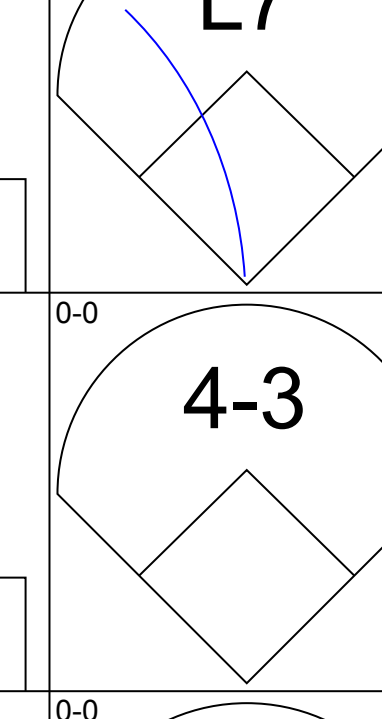
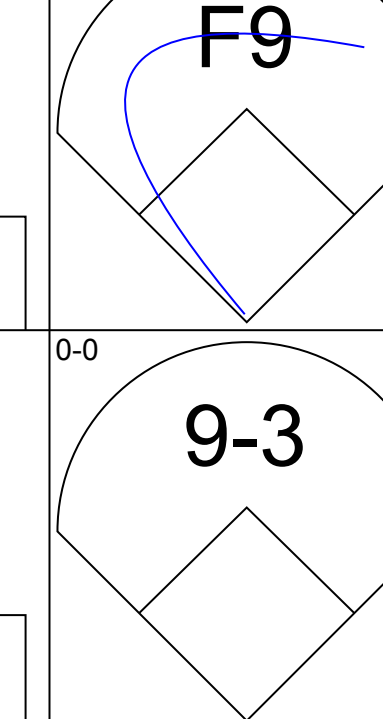
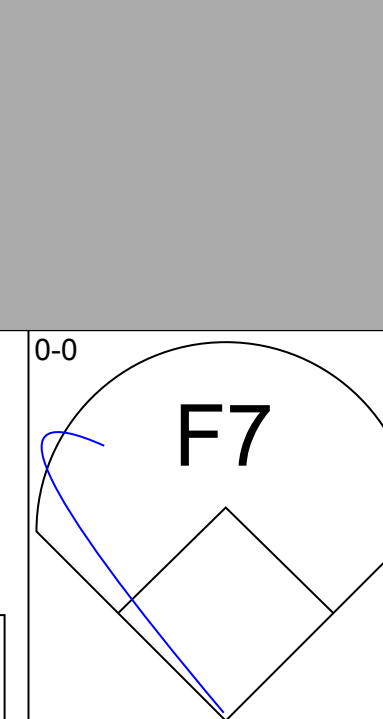
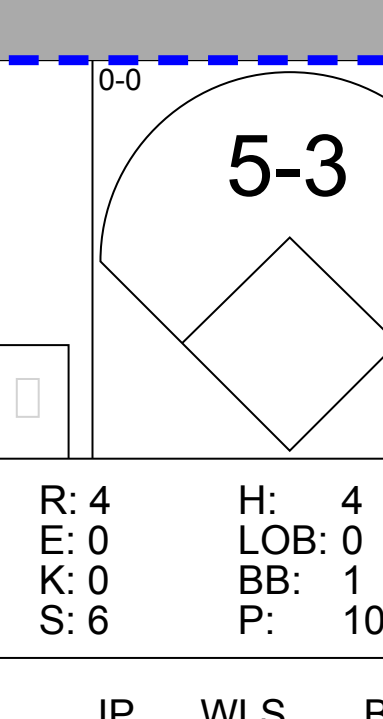
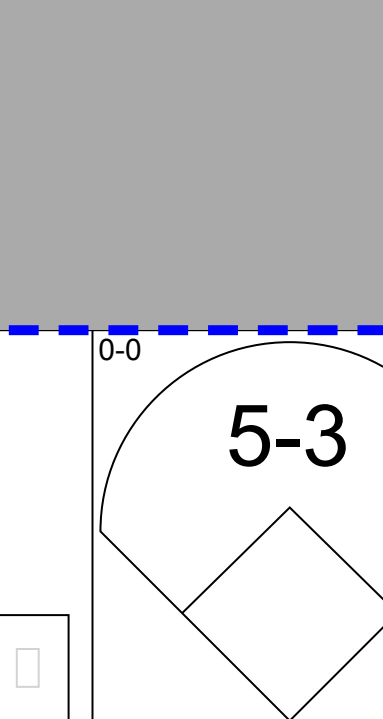

Batter	1	2	3	4	5	6	7	8	9	10	11	AB	R	H	RBI	BB	SO	LOB	BOTTOM						
Casey Candaele, S OBP: 0.364, SLG: 0.386 (1, 4)	F9		F8		BB 2B 1B							5	1	2	0	0	0	2							
Mitch Webster, S OBP: 0.353, SLG: 0.388 (1, 9)	4-3		F7		BB 2B							4	1	0	0	1	1	2							
Tim Raines, S OBP: 0.462, SLG: 0.597 (1, 7)								4-3				4	2	3	3	1	0	0							
Tim Wallach, R OBP: 0.333, SLG: 0.505 (1, 5)					HR 2B							4	2	3	3	1	0	0							
Hubie Brooks, R OBP: 0.311, SLG: 0.483 (1, 6)												4	0	1	0	1	1	0							
Andres Galaraga, R OBP: 0.491, SLG: 0.492 (1, 3)												4	0	1	0	1	0	3							
Herm Winningham, L OBP: 0.348, SLG: 0.455 (1, 8)												5	0	1	1	0	2	3							
Jeff Reed, L OBP: 0.213, SLG: 0.196 (1, 2)												3	0	0	0	0	0	0							
Wallace Johnson, S OBP: 0.231, SLG: 0.359 (10, PH)												1	0	0	0	0	0	0							
Mike Fitzgerald, R OBP: 0.291, SLG: 0.278 (11, 2)												0	0	0	0	0	0	0							
Dennis Martínez, R (1, 1)												2	0	0	0	0	1	0							
Tom Foley, L OBP: 0.293, SLG: 0.353 (7, PH)												1	0	1	0	0	0	0							
Tim Burke, R (8, 1)												0	0	0	0	0	0	0							
Dave Engle, R OBP: 0.265, SLG: 0.283 (10, PH)												1	0	0	0	0	0	0							
Bob McClure, R (11, 1)												0	0	0	0	0	0	0							
Inning Stats	R: 0 E: 0 K: 1 S: 5	H: 0 LOB: 1 BB: 1 P: 9	R: 0 E: 0 K: 0 S: 2	H: 0 LOB: 0 BB: 1 P: 6	R: 0 E: 1 K: 0 S: 4	H: 0 LOB: 1 BB: 0 P: 4	R: 1 E: 0 K: 1 S: 7	H: 2 LOB: 1 BB: 0 P: 7	R: 2 E: 0 K: 1 S: 7	H: 2 LOB: 1 BB: 1 P: 11	R: 0 E: 0 K: 2 S: 7	H: 1 LOB: 0 BB: 0 P: 7	R: 0 E: 0 K: 1 S: 5	H: 0 LOB: 0 BB: 0 P: 5	R: 0 E: 0 K: 0 S: 3	H: 0 LOB: 0 BB: 0 P: 3	R: 0 E: 0 K: 0 S: 4	H: 1 LOB: 1 BB: 0 P: 4	R: 1 E: 0 K: 0 S: 4	H: 2 LOB: 2 BB: 1 P: 8	1B: 6 2B: 2 3B: 0 HR: 1	SF: 0 SAC: 0 DP: 1 HBP: 0	WP: 0 PB: 1 SB: 2 CS: 2	PA: 44	
PITCHER	IP 7.0	WLS L	BF 15	H 3	R 1	ER 1	SO 1	BB 0	IBB 0	HBP 0	BLK 0	WP 0	HR 0	S 16	P 20	ERA 2.46	WHIP 0.818								
Doug Drabek, R ERA: 4.16 (1, 1)																									
Don Robinson, R ERA: 3.95 (8, 1)	3.2																								

Pittsburgh Pirates @ Montreal Expos
Olympic Stadium, Montreal, QB
Wed Jun 10 1987, 7:05 PM EDT
Att: 10,134 - Unknown

AB 39
R 4
H 9
RBI 4
BB 4
SO 6
LOB 13



Batter	1	2	3	4	5	6	7	8	9	AB	R	H	RBI	BB	SO	LOB	TOP					
Milt Thompson, L (1, 8) OBP: 0.315, SLG: 0.361										5	1	1	1	0	1	1	Philadelphia Phillies @ Montreal Expos Olympic Stadium, Montreal, QB Fri Jun 12 1987, 7:05 PM EDT Att: 20,031 - Unknown					
Jeff Stone, L (1, 7) OBP: 0.329, SLG: 0.333										4	0	1	0	0	1	0						
Dan Schatzeder, L (7, 1) OBP: 0.231, SLG: 0.167										0	0	0	0	0	0	0						
Juan Samuel, R (1, 4) OBP: 0.317, SLG: 0.493										3	1	1	0	1	1	1						
Mike Schmidt, R (1, 5) OBP: 0.376, SLG: 0.597										3	1	2	0	1	0	0						
Greg Legg, R (8, PR) (8, 5)										0	1	0	0	0	0	0						
Von Hayes, L (1, 3) OBP: 0.422, SLG: 0.415										3	1	2	1	1	0	1						
Lance Parrish, R (1, 2) OBP: 0.285, SLG: 0.351										4	0	1	1	0	1	4						
Glenn Wilson, R (1, 9) OBP: 0.305, SLG: 0.449										4	1	1	0	0	1	2						
Steve Jeltz, S (1, 6) OBP: 0.278, SLG: 0.211										4	0	0	0	0	1	2						
Shane Rawley, R (1, 1) OBP: 0.294, SLG: 0.303										2	0	0	0	0	2	1						
Wally Ritchie, L (5, 1) OBP: 1.000, SLG: 1.000										0	0	0	0	0	0	0						
Tom Hume, R (6, 1) OBP: 0.426, SLG: 0.421										0	0	0	0	0	0	0						
Greg Gross, L (7, PH) (7, 7)										2	0	1	0	0	0	1						
Inning Stats	R: 0 E: 0 K: 1 S: 4	H: 0 LOB: 0 BB: 1 P: 8	R: 0 E: 0 K: 0 S: 2	H: 0 LOB: 0 BB: 1 P: 6	R: 0 E: 0 K: 2 S: 7	H: 0 LOB: 0 BB: 0 P: 7	R: 0 E: 0 K: 1 S: 5	H: 0 LOB: 0 BB: 0 P: 5	R: 2 E: 0 K: 2 S: 10	H: 3 LOB: 1 BB: 0 P: 10	R: 1 E: 0 K: 1 S: 7	H: 2 LOB: 2 BB: 1 P: 11	R: 2 E: 0 K: 1 S: 8	H: 3 LOB: 1 BB: 0 P: 8	R: 1 E: 1 K: 0 S: 4	H: 1 LOB: 1 BB: 0 P: 4	R: 0 E: 0 K: 0 S: 3	H: 1 LOB: 0 BB: 0 P: 3	1B: 8 2B: 2 3B: 0 HR: 0	SF: 0 SAC: 0 DP: 2 HBP: 0	WP: 3 PB: 0 SB: 0 CS: 2	PA: 39
PITCHER	IP WLS BF H R ER SO BB IBB HBP BLK WP HR S P ERA WHIP																					
Bryn Smith, R (1, 1) ERA: 5.59	6.2 W 29 8 5 5 7 3 0 0 0 1 0 40 52 6.75 1.650																					
Andy McGaffigan, R (7, 1) ERA: 1.96	1.1 5 1 1 0 1 0 0 0 0 1 0 7 7 0.00 0.750																					
Bob Sebra, R (9, 1) ERA: 4.38	1.0 3 1 0 0 0 0 0 0 0 0 0 3 3 0.00 1.000																					

Batter	1	2	3	4	5	6	7	8	9	AB	R	H	RBI	BB	SO	LOB	BOTTOM			
Casey Candaele, S (1, 8) OBP: 0.365, SLG: 0.387										5	2	2	0	0	0	2	Philadelphia Phillies @ Montreal Expos Olympic Stadium, Montreal, QB Fri Jun 12 1987, 7:05 PM EDT Att: 20,031 - Unknown			
Mitch Webster, S (1, 9) OBP: 0.358, SLG: 0.397										5	2	3	1	0	0	2				
Tim Raines, S (1, 7) OBP: 0.466, SLG: 0.604										5	2	3	1	0	0	1				
Tim Wallach, R (1, 5) OBP: 0.343, SLG: 0.519										4	4	3	2	1	0	2				
Hubie Brooks, R (1, 6) OBP: 0.364, SLG: 0.593										5	2	5	6	0	0	0				
Andres Galaraga, R (1, 3) OBP: 0.410, SLG: 0.500										3	1	2	0	2	0	1				
Vance Law, R (1, 4) OBP: 0.369, SLG: 0.430										4	0	1	2	0	0	6				
Andy McGaffigan, R (7, 1) ERA: 4.35										0	0	0	0	0	0	0				
Dave Engle, R (8, PH) OBP: 0.260, SLG: 0.277										1	0	0	0	0	0	0				
Bob Sebra, R (9, 1) OBP: 0.150, SLG: 0.105										0	0	0	0	0	0	0				
Mike Fitzgerald, R (1, 2) OBP: 0.287, SLG: 0.267										4	0	0	0	1	1	6				
Bryn Smith, R (1, 1) OBP: 0.267, SLG: 0.357										2	0	0	0	0	0	1				
Reid Nichols, R (7, 8) OBP: 0.323, SLG: 0.386										2	0	0	0	0	0	0				
Inning Stats	R: 0 E: 0 K: 0 S: 3	H: 1 LOB: 0 BB: 0 P: 3	R: 2 E: 0 K: 0 S: 6	H: 3 LOB: 1 BB: 0 P: 6	R: 2 E: 0 K: 1 S: 9	H: 4 LOB: 3 BB: 1 P: 13	R: 0 E: 0 K: 0 S: 3	H: 0 LOB: 0 BB: 0 P: 3	R: 4 E: 0 K: 0 S: 8	H: 5 LOB: 2 BB: 1 P: 12	R: 1 E: 0 K: 0 S: 5	H: 2 LOB: 2 BB: 1 P: 9	R: 4 E: 0 K: 0 S: 6	H: 4 LOB: 0 BB: 1 P: 10	R: 0 E: 0 K: 0 S: 3	H: 0 LOB: 0 BB: 0 P: 3	1B: 11 2B: 7 3B: 0 HR: 1	SF: 0 SAC: 1 DP: 1 HBP: 0	WP: 0 PB: 1 SB: 1 CS: 1	PA: 45
PITCHER	IP WLS BF H R ER SO BB IBB HBP BLK WP HR S P ERA WHIP																			
Shane Rawley, L (1, 1) ERA: 3.75	4.0 L 23 11 7 7 1 0 0 0 0 0 0 8 28 15.75 2.750																			
Wally Ritchie, L (5, 1) ERA: 4.35	1.1 9 4 2 2 0 1 0 0 0 0 0 8 12 13.50 3.750																			
Tom Hume, R (6, 1) ERA: 6.08	0.2 3 0 0 0 0 0 1 0 0 0 0 2 6 0.00 0.000																			
Dan Schatzeder, L (7, 1) ERA: 3.24	2.0 10 4 4 3 0 0 1 0 0 0 0 9 13 13.50 2.000																			

AB 34
R 6
H 10
RBI 3
BB 3
SO 8
LOB 13



AB 40
R 13
H 19
RBI 12
BB 4
SO 1
LOB 21





Batter	1	2	3	4	5	6	7	8	9	AB	R	H	RBI	BB	SO	LOB	TOP								
Milt Thompson, L OBP: 0.316, SLG: 0.357 (1, 8)	K		1B FC1-2		K		S 1B BB		F8	4	1	1	0	1	2	0	Philadelphia Phillies @ Montreal Expos Olympic Stadium, Montreal, QB Sun Jun 14 1987, 3:33 AM EDT Att: 30,209 - Unknown								
Jeff Stone, L OBP: 0.342, SLG: 0.362 (1, 7)	4-3		1B HR FC1-2		G1-4-3		1B 1B		F9	5	2	2	2	0	0	0									
Juan Samuel, R OBP: 0.322, SLG: 0.491 (1, 4)	K		1B HR FC1-2		6-3		HR 1B		1B 1B	5	2	2	1	0	1	2									
Mike Schmidt, R OBP: 0.387, SLG: 0.656 Rick Schu, R OBP: 0.293, SLG: 0.481 (7, 5)		6-3	HR 2H		HR		HR		1B	4	3	3	6	0	0	0									
Von Hayes, L OBP: 0.431, SLG: 0.449 (1, 3)		2B	G3		HR		HR		1B	1	0	1	0	0	0	0									
Glenn Wilson, R OBP: 0.298, SLG: 0.436 (1, 9)		2B			F8		HR		F8	4	1	2	1	1	0	2									
Darren Daulton, L OBP: 0.333, SLG: 0.640 (1, 2)					F9		HR		F8	4	0	0	0	0	0	2									
Steve Jeltz, S OBP: 0.278, SLG: 0.298 (1, 6)			1B SH5-4 BB		4-3		K		6-3	3	1	0	0	1	1	0									
Don Carman, L OBP: 0.083, SLG: 0.083 Kent Tekulve, R (8, 1)			SH5-4		6-3		1-3		K	3	0	0	0	0	1	0									
			1-2							0	0	0	0	0	0	0									
Inning Stats	R: 0 E: 0 K: 2 S: 7	H: 0 LOB: 0 BB: 0 P: 7	R: 0 E: 0 K: 0 S: 4	H: 1 LOB: 1 BB: 0 P: 4	R: 4 E: 0 K: 0 S: 6	H: 3 LOB: 0 BB: 1 P: 10	R: 0 E: 0 K: 1 S: 5	H: 0 LOB: 0 BB: 0 P: 5	R: 0 E: 0 K: 1 S: 5	H: 0 LOB: 0 BB: 1 P: 5	R: 1 E: 0 K: 0 S: 3	H: 1 LOB: 0 BB: 1 P: 7	R: 6 E: 0 K: 1 S: 10	H: 5 LOB: 0 BB: 1 P: 14	R: 0 E: 0 K: 1 S: 5	H: 0 LOB: 0 BB: 0 P: 5	R: 0 E: 0 K: 0 S: 5	H: 2 LOB: 2 BB: 0 P: 5	1B: 6 2B: 1 3B: 0 HR: 5	SF: 0 SAC: 1 DP: 0 HBP: 0	WP: 0 PB: 0 SB: 1 CS: 1	PA: 41			
PITCHER	IP WLS BF H R ER SO BB IBB HBP BLK WP HR S P ERA WHIP	Lary Sorensen, R ERA: 4.02 Curt Brown, R ERA: 7.71 Randy St. Claire, R ERA: 5.08 Bob McClure, L ERA: 4.22	4.0 L 17 4 4 5 4 3 1 0 0 0 0 1 22 26 9.00 1.250	2.2 13 4 4 5 5 2 2 0 0 0 0 0 2 15 23 16.88 2.250	1.1 6 2 2 2 1 0 0 0 0 0 0 2 8 8 13.50 1.500	1.0 5 2 0 0 0 0 0 0 0 0 0 0 0 5 5 0.00 2.000																			

Batter	1	2	3	4	5	6	7	8	9	AB	R	H	RBI	BB	SO	LOB	BOTTOM							
Casey Candaele, S OBP: 0.358, SLG: 0.383 (1, 8)	P3		FC6-4		F9		E6 1B 2B		3-1	5	1	1	0	0	0	2	Philadelphia Phillies @ Montreal Expos Olympic Stadium, Montreal, QB Sun Jun 14 1987, 3:33 AM EDT Att: 30,209 - Unknown							
Mitch Webster, S OBP: 0.394, SLG: 0.402 (1, 9)	CS BB		FC3-2-5		F7		E 1B		4-3	4	0	1	1	1	0	2								
Tim Raines, S OBP: 0.459, SLG: 0.585 (1, 7)	L7		F7		F8		E5 1-3		6-3	5	0	0	0	0	0	4								
Tim Wallach, R OBP: 0.344, SLG: 0.518 Herm Winningham, L OBP: 0.394, SLG: 0.500 (1, 5)	CS		1B		F3		F8 F9		6-3	4	0	1	0	0	0	2								
Hubie Brooks, R OBP: 0.356, SLG: 0.561 Randy St. Claire, R OBP: 0.400, SLG: 0.400 Wallace Johnson, S OBP: 0.290, SLG: 0.375 Bob McClure, R (7, 1)			F3		1B 1B		F8			3	1	1	0	0	0	1								
Andres Galarraga, R OBP: 0.404, SLG: 0.500 (1, 3)			1B		1B		2B 1B			0	0	0	0	0	0	0								
Vance Law, R OBP: 0.372, SLG: 0.431 (1, 4)			K		F7		4-3		HR 2B	4	1	1	1	0	1	2								
Mike Fitzgerald, R OBP: 0.292, SLG: 0.274 (1, 2)			1B		1B		5-3		K	4	0	2	0	0	1	1								
Lary Sorensen, R OBP: 0.255, SLG: 0.271 Curt Brown, R OBP: 0.328, SLG: 0.441 (4, PH)			FC6-4 SH		1B		F8 F3		F3	4	0	2	1	0	0	1								
Dave Engle, R OBP: 0.255, SLG: 0.271 Curt Brown, R OBP: 0.328, SLG: 0.441 (5, 1)			SH		F7		E5 2B		HR	0	0	0	0	0	0	0								
Reid Nichols, R OBP: 0.328, SLG: 0.441 (8, 5)			1-2				E			2	2	1	2	0	0	0								
Inning Stats	R: 0 E: 0 K: 0 S: 2	H: 0 LOB: 1 BB: 1 P: 6	R: 0 E: 0 K: 1 S: 6	H: 2 LOB: 0 BB: 0 P: 6	R: 0 E: 1 K: 0 S: 5	H: 1 LOB: 2 BB: 0 P: 5	R: 1 E: 0 K: 0 S: 6	H: 3 LOB: 0 BB: 0 P: 6	R: 0 E: 0 K: 0 S: 3	H: 0 LOB: 0 BB: 0 P: 3	R: 0 E: 0 K: 0 S: 3	H: 0 LOB: 0 BB: 0 P: 3	R: 2 E: 3 K: 0 S: 7	H: 2 LOB: 2 BB: 0 P: 7	R: 3 E: 0 K: 1 S: 8	H: 3 LOB: 0 BB: 0 P: 8	R: 0 E: 0 K: 0 S: 3	H: 0 LOB: 0 BB: 0 P: 3	1B: 8 2B: 2 3B: 0 HR: 1	SF: 0 SAC: 1 DP: 0 HBP: 0	WP: 0 PB: 0 SB: 0 CS: 1	PA: 41		
PITCHER	IP WLS BF H R ER SO BB IBB HBP BLK WP HR S P ERA WHIP	Don Carman, L ERA: 4.34 Kent Tekulve, R ERA: 3.19	7.2 W 36 11 6 4 2 1 0 0 0 0 0 1 39 43 4.70 1.565	1.1 4 0 0 0 0 0 0 0 0 0 0 0 0 4 4 0.00 0.000																				

AB	37
R	11
H	12
RBI	11
BB	3
SO	6
LOB	7



Batter	1	2	3	4	5	6	7	8	9	AB	R	H	RBI	BB	SO	LOB	TOP			
Lenny Dykstra, L (1, 8) OBP: 0.361, SLG: 0.497	0-0 1-3		0-3 K			0-0 F7		0-3 K		4	0	0	0	0	2	0	<p>New York Mets @ Montreal Expos Olympic Stadium, Montreal, QB Mon Jun 15 1987, 7:05 PM EDT Att: 16,465 - Unknown</p> <p>livebaseballscores.com</p> <p>AB 31 R 0 H 3 RBI 0 BB 3 SO 6 LOB 15</p> 			
Tim Lincecum, R (1, 4) OBP: 0.416, SLG: 0.538 Bill Almon, R (6, 4) OBP: 0.216, SLG: 0.200	4-0 BB		0-0 F7			0-0 5-3		0-0 5-3		2	0	0	0	1	0	0				
Keith Hernandez, L (1, 3) OBP: 0.383, SLG: 0.476	0-0 F9			0-0 1B		0-0 E8		4-0 BB BB		3	0	1	0	1	0	1				
Gary Carter, R (1, 2) OBP: 0.314, SLG: 0.409	0-0 6-3			0-0 F8		0-0 F7		0-0 F8		4	0	0	0	0	0	4				
Darryl Strawberry, L (1, 9) OBP: 0.388, SLG: 0.619		0-0 L9		0-0 L6			0-3 K	4-0 1-2 BB		3	0	0	0	1	1	1				
Kevin McReynolds, R (1, 7) OBP: 0.332, SLG: 0.488		0-0 FC4-6 1B		0-0 F8		0-0 2B		0-0 F8		4	0	2	0	0	0	3				
Howard Johnson, S (1, 5) OBP: 0.330, SLG: 0.444		0-0 FC4-6 1-2 S			0-0 F7		0-3 K	0-0 F7		4	0	0	0	0	1	4				
Rafael Santana, R (1, 6) OBP: 0.315, SLG: 0.353		0-3 K			0-0 5-3		0-3 K			3	0	0	0	0	2	2				
Dwight Gooden, R (1, 1) OBP: 0.111, SLG: 0.111 Dave Magadan, L (8, PH) OBP: 0.356, SLG: 0.434 Jeff Innis, R (8, 1)			0-0 F9			0-0 6-3		0-0 F9		2	0	0	0	0	0	0				
Inning Stats	R: 0 E: 0 K: 0 S: 3	H: 0 LOB: 1 BB: 1 P: 7	R: 0 E: 0 K: 1 S: 6	H: 1 LOB: 1 BB: 0 P: 6	R: 0 E: 0 K: 1 S: 5	H: 0 LOB: 0 BB: 0 P: 5	R: 0 E: 0 K: 0 S: 4	H: 1 LOB: 1 BB: 0 P: 4	R: 0 E: 1 K: 0 S: 4	H: 0 LOB: 1 BB: 0 P: 4	R: 0 E: 0 K: 3 S: 10	H: 1 LOB: 1 BB: 0 P: 10	R: 0 E: 0 K: 1 S: 5	H: 0 LOB: 0 BB: 0 P: 5	R: 0 E: 0 K: 0 S: 3	H: 0 LOB: 0 BB: 2 P: 11	1B: 2 2B: 1 3B: 0 HR: 0	SF: 0 SAC: 0 DP: 0 HBP: 0	WP: 0 PB: 0 SB: 1 CS: 0	PA: 34
PITCHER Dennis Martinez, R (1, 1) ERA: 1.13	IP: 9.0 WLS: W BF: 34 H: 3 R: 0 ER: 0 SO: 6 BB: 3 IBB: 0 HBP: 0 BLK: 0 WP: 0 HR: 0 S: 43 P: 55 ERA: 0.00 WHIP: 0.667															PITCHER				

Batter	1	2	3	4	5	6	7	8	9	AB	R	H	RBI	BB	SO	LOB	BOTTOM			
Casey Candaele, S (1, 9) OBP: 0.356, SLG: 0.378	4-0 FC5-6-4 BB		0-0 5-3		0-0 6-3		0-0 F6			3	0	0	0	1	0	0	<p>New York Mets @ Montreal Expos Olympic Stadium, Montreal, QB Mon Jun 15 1987, 7:05 PM EDT Att: 16,465 - Unknown</p> <p>livebaseballscores.com</p> <p>AB 30 R 4 H 8 RBI 3 BB 4 SO 8 LOB 15</p> 			
Herm Winningham, L (1, 8) OBP: 0.377, SLG: 0.514	0-0 FC5-6-4 1-2 S 1B		0-0 1B		0-0 3B 2B		4-0 BB			3	2	2	0	1	0	1				
Tim Lincecum, S (1, 7) OBP: 0.449, SLG: 0.570	0-0 4-3		0-0 F9		0-3 K		0-3 K			4	0	0	0	0	2	4				
Tim Wallach, R (1, 5) OBP: 0.352, SLG: 0.527 Mitch Webster, S (6, 9) OBP: 0.362, SLG: 0.400	0-0 3-H 1B			0-0 E 2B	4-0 3B BB		0-3 K			2	2	2	1	1	0	0				
Hubie Brooks, R (1, 6) OBP: 0.377, SLG: 0.614	0-0 F8			0-0 E4 2-H 1B	0-0 1-H 2-H 3B BB		0-0 2B			4	0	3	2	0	0	1				
Andres Galarraga, R (1, 3) OBP: 0.402, SLG: 0.495		0-0 G6-4-3 1B		0-3 K	0-3 K		0-3 5-3			4	0	1	0	0	2	3				
Vance Law, R (1, 4) OBP: 0.365, SLG: 0.423		0-0 L9		0-0 F9		0-0 6-3		0-0 F3		4	0	0	0	0	0	3				
Jeff Reed, L (1, 2) OBP: 0.206, SLG: 0.177		0-0 G6-4-3 1-2			4-0 BB		0-3 K			2	0	0	0	1	1	1				
Dennis Martinez, R (1, 1)			0-3 K		0-0 F9		0-3 K			3	0	0	0	0	2	2				
Inning Stats	R: 1 E: 0 K: 0 S: 4	H: 1 LOB: 1 BB: 1 P: 8	R: 0 E: 0 K: 0 S: 3	H: 1 LOB: 0 BB: 0 P: 3	R: 0 E: 0 K: 1 S: 6	H: 1 LOB: 1 BB: 0 P: 6	R: 1 E: 1 K: 1 S: 7	H: 2 LOB: 2 BB: 1 P: 11	R: 2 E: 0 K: 2 S: 9	H: 2 LOB: 1 BB: 1 P: 13	R: 0 E: 0 K: 2 S: 7	H: 0 LOB: 0 BB: 0 P: 7	R: 0 E: 0 K: 1 S: 4	H: 0 LOB: 0 BB: 1 P: 8	R: 0 E: 0 K: 1 S: 6	H: 1 LOB: 1 BB: 0 P: 6	1B: 4 2B: 3 3B: 1 HR: 0	SF: 0 SAC: 0 DP: 1 HBP: 0	WP: 0 PB: 0 SB: 2 CS: 0	PA: 34
PITCHER Dwight Gooden, R (1, 1) ERA: 2.91 Jeff Innis, R (8, 1) ERA: 5.79	IP: 7.0 WLS: L BF: 30 H: 7 R: 4 ER: 4 SO: 7 BB: 4 IBB: 0 HBP: 0 BLK: 0 WP: 0 HR: 0 S: 40 P: 56 ERA: 5.14 WHIP: 1.571															PITCHER				

Batter	1	2	3	4	5	6	7	8	9	AB	R	H	RBI	BB	SO	LOB	TOP								
Mookie Wilson, S OBP: 0.366, SLG: 0.537 (1, 8)										4	0	0	0	1	3	2									
Keith Miller, R OBP: 0.500, SLG: 0.500 Bill Almon, R OBP: 0.211, SLG: 0.194 (1, 4) (8, 4)			5-3							4	1	2	0	0	1	0									
Keith Hernandez, L OBP: 0.385, SLG: 0.476 (1, 3)										4	1	2	0	0	0	1									
Gary Carter, R OBP: 0.317, SLG: 0.410 (1, 2)										2	2	1	1	1	0	1									
Darryl Strawberry, L OBP: 0.396, SLG: 0.626 (1, 9)										4	1	1	2	0	3	2									
Kevin McReynolds, R OBP: 0.335, SLG: 0.502 (1, 7)										4	2	2	3	0	1	0									
Dave Magadan, L OBP: 0.352, SLG: 0.438 (1, 5)			4-3							4	0	1	1	0	0	0									
Rafael Santana, R OBP: 0.314, SLG: 0.350 (1, 6)										4	0	1	0	0	2	0									
Terry Leach, R Roger McDowell, R OBP: 0.500, SLG: 0.667 (1, 1) (9, 1)							6-3			4	0	0	0	0	2	2									
Inning Stats	R: 0 E: 0 K: 2 S: 8	H: 1 LOB: 1 BB: 0 P: 8	R: 1 E: 0 K: 2 S: 10	H: 3 LOB: 2 BB: 0 P: 10	R: 3 E: 0 K: 1 S: 8	H: 3 LOB: 0 BB: 0 P: 8	R: 0 E: 0 K: 3 S: 9	H: 0 LOB: 0 BB: 0 P: 9	R: 1 E: 0 K: 1 S: 6	H: 1 LOB: 0 BB: 0 P: 6	R: 0 E: 0 K: 1 S: 5	H: 0 LOB: 1 BB: 0 P: 5	R: 0 E: 0 K: 1 S: 5	H: 1 LOB: 1 BB: 0 P: 5	R: 2 E: 0 K: 0 S: 4	H: 1 LOB: 0 BB: 1 P: 8	R: 0 E: 0 K: 2 S: 7	H: 0 LOB: 1 BB: 1 P: 11	1B: 7 2B: 1 3B: 0 HR: 2	SF: 1 SAC: 0 DP: 0 HBP: 0	WP: 0 PB: 0 SB: 1 CS: 0	PA: 38			
PITCHER	IP	WLS	BF	H	R	ER	SO	BB	IBB	HBP	BLK	WP	HR	S	P	ERA	WHIP								
Bob Sebra, R ERA: 4.73 Andy McGaffigan, R ERA: 1.97 Bob McClure, L ERA: 4.84 Jeff Parrett, R ERA: 3.18	5.0	L	23	8	5	5	9	0	0	0	0	0	1	41	10	9.00	1.600								

New York Mets @ Montreal Expos
 Olympic Stadium, Montreal, QB
 Tue Jun 16 1987, 7:05 PM EDT
 Att: 20,132 - Unknown

AB 35
 R 7
 H 10
 RBI 7
 BB 2
 SO 13
 LOB 9

Batter	1	2	3	4	5	6	7	8	9	AB	R	H	RBI	BB	SO	LOB	BOTTOM								
Casey Candaele, S OBP: 0.351, SLG: 0.371 (1, 4)			5-3		6-3			4-3		4	0	0	0	0	1	0									
Herm Winningham, L OBP: 0.381, SLG: 0.514 (1, 8)										4	1	2	0	0	0	0									
Tim Raines, S OBP: 0.450, SLG: 0.568 (1, 7)										4	1	2	0	0	0	1									
Tim Wallach, R OBP: 0.352, SLG: 0.524 Jeff Parrett, R OBP: 0.269, SLG: 0.306 (1, 5) (9, 1) (9, PH)			5-3							3	0	1	0	0	0	1									
Hubie Brooks, R OBP: 0.358, SLG: 0.581 (1, 6)										4	0	0	0	0	2	3									
Andres Galarraga, R OBP: 0.386, SLG: 0.485 (1, 3)		5-3		6-3		L8				4	0	0	0	0	1	1									
Mitch Webster, S OBP: 0.360, SLG: 0.397 (1, 9)		L8		P3						4	0	1	1	0	0	0									
Mike Fitzgerald, R OBP: 0.290, SLG: 0.273 (1, 2)				5-3						4	0	1	0	0	1	1									
Bob Sebra, R Wallace Johnson, S Andy McGaffigan, R Bob McClure, R Tom Foley, L OBP: 0.265, SLG: 0.352 (1, 1) (5, PH) (8, 1) (8, PH) (9, 5)		5-3		6-3						1	0	0	0	0	0	1									
Inning Stats	R: 0 E: 0 K: 2 S: 9	H: 2 LOB: 2 BB: 0 P: 9	R: 0 E: 0 K: 0 S: 4	H: 1 LOB: 1 BB: 0 P: 4	R: 0 E: 0 K: 0 S: 4	H: 1 LOB: 1 BB: 0 P: 4	R: 0 E: 0 K: 0 S: 3	H: 0 LOB: 0 BB: 0 P: 3	R: 0 E: 0 K: 0 S: 3	H: 0 LOB: 0 BB: 0 P: 3	R: 0 E: 0 K: 1 S: 5	H: 0 LOB: 0 BB: 0 P: 5	R: 0 E: 0 K: 1 S: 5	H: 0 LOB: 0 BB: 0 P: 5	R: 3 E: 0 K: 2 S: 11	H: 4 LOB: 1 BB: 0 P: 11	1B: 7 2B: 1 3B: 0 HR: 0	SF: 0 SAC: 0 DP: 0 HBP: 0	WP: 0 PB: 0 SB: 2 CS: 0	PA: 35					
PITCHER	IP	WLS	BF	H	R	ER	SO	BB	IBB	HBP	BLK	WP	HR	S	P	ERA	WHIP								
Terry Leach, R ERA: 2.32 Roger McDowell, R ERA: 5.33	8.0	W	31	7	3	3	4	0	0	0	0	0	0	39	39	3.38	0.875								

New York Mets @ Montreal Expos
 Olympic Stadium, Montreal, QB
 Tue Jun 16 1987, 7:05 PM EDT
 Att: 20,132 - Unknown

AB 35
 R 3
 H 8
 RBI 3
 BB 0
 SO 6
 LOB 8

Batter	1	2	3	4	5	6	7	8	9	AB	R	H	RBI	BB	SO	LOB	TOP			
Lenny Dykstra, L OBP: 0.354, SLG: 0.486 (1, 8)										4	0	0	0	0	1	2				
Keith Miller, R OBP: 0.500, SLG: 0.429 (1, 4)										3	0	1	0	0	0	2				
Keith Hernandez, L OBP: 0.380, SLG: 0.470 Clint Hurdle, L OBP: 0.500, SLG: 0.500 (1, 3) (7, 3)										3	0	0	0	0	0	2				
Gary Carter, R OBP: 0.314, SLG: 0.406 Barry Lyons, R OBP: 0.291, SLG: 0.370 (1, 2) (5, 2)										2	0	0	0	0	1	0				
Darryl Strawberry, L OBP: 0.399, SLG: 0.623 Randy Myers, L OBP: 0.500, SLG: 0.500 Bill Almon, R OBP: 0.231, SLG: 0.194 (1, 9) (7, 1) (9, PH)										1	0	0	0	2	0	0				
Kevin McReynolds, R OBP: 0.332, SLG: 0.498 Jeff Innis, R Mookie Wilson, S OBP: 0.367, SLG: 0.536 (1, 7) (5, 1) (7, PH) (7, 9)										2	0	0	0	0	0	1				
Howard Johnson, S OBP: 0.325, SLG: 0.436 (1, 6)										4	0	0	1	0	1	5				
Dave Magadan, L OBP: 0.347, SLG: 0.429 (1, 5)										4	0	1	0	0	0	2				
Sid Fernandez, L OBP: 0.222, SLG: 0.280 Lee Mazzilli, S OBP: 0.417, SLG: 0.580 (1, 1) (5, 7)										1	0	0	0	0	1	0				
Inning Stats	R: 0 E: 0 K: 0 S: 2	H: 0 LOB: 0 BB: 0 P: 3	R: 0 E: 0 K: 0 S: 3	H: 0 LOB: 0 BB: 0 P: 3	R: 0 E: 0 K: 1 S: 5	H: 1 LOB: 0 BB: 0 P: 5	R: 0 E: 0 K: 0 S: 3	H: 0 LOB: 1 BB: 1 P: 11	R: 0 E: 0 K: 0 S: 3	H: 0 LOB: 1 BB: 1 P: 7	R: 0 E: 0 K: 0 S: 4	H: 1 LOB: 2 BB: 1 P: 8	R: 0 E: 0 K: 1 S: 6	H: 1 LOB: 1 BB: 0 P: 6	R: 1 E: 0 K: 0 S: 5	H: 2 LOB: 2 BB: 1 P: 9	1B: 5 2B: 0 3B: 0 HR: 0	SF: 0 SAC: 0 DP: 2 HBP: 1	WP: 0 PB: 0 SB: 0 CS: 0	PA: 35
PITCHER Bryn Smith, R ERA: 4.87 (1, 1)	IP: 9.0 WLS: W BF: 35	H: 5 R: 1 ER: 1 SO: 4	BB: 4 IBB: 0 HBP: 1 BLK: 0	WP: 0 HR: 0 S: 38 P: 55	ERA: 1.00 WHIP: 1.000	PITCHER IP: 9.0 WLS: W BF: 35 H: 5 R: 1 ER: 1 SO: 4 BB: 4 IBB: 0 HBP: 1 BLK: 0 WP: 0 HR: 0 S: 38 P: 55 ERA: 1.00 WHIP: 1.000														

New York Mets @ Montreal Expos
Olympic Stadium, Montreal, QB
Wed Jun 17 1987, 7:05 PM EDT
Att: 15,364 - Unknown

AB 30
R 1
H 5
RBI 1
BB 4
SO 4
LOB 18



Batter	1	2	3	4	5	6	7	8	9	AB	R	H	RBI	BB	SO	LOB	BOTTOM			
Reid Nichols, R OBP: 0.324, SLG: 0.429 (1, 8) (8, 7)										4	1	1	1	0	2	0				
Mitch Webster, S OBP: 0.355, SLG: 0.391 (1, 9)										4	0	0	0	0	0	0				
Tim Raines, S OBP: 0.446, SLG: 0.566 Herm Winningham, L OBP: 0.381, SLG: 0.514 (1, 7) (8, 8)										4	0	1	0	0	0	0				
Tim Wallach, R OBP: 0.351, SLG: 0.519 (1, 5)										4	1	1	0	0	0	1				
Hubie Brooks, R OBP: 0.357, SLG: 0.571 Tom Foley, L OBP: 0.292, SLG: 0.348 (1, 6) (6, 6)										3	1	1	0	0	2	0				
Andres Galarraga, R OBP: 0.392, SLG: 0.486 (1, 3)										4	1	1	1	0	1	0				
Vance Law, R OBP: 0.368, SLG: 0.422 (1, 4)										4	1	1	1	0	1	0				
Mike Fitzgerald, R OBP: 0.299, SLG: 0.310 (1, 2)										3	2	1	0	1	0	0				
Mike Fitzgerald, R OBP: 0.299, SLG: 0.310 (1, 2)										3	2	2	4	0	0	0				
Bryn Smith, R OBP: 0.222, SLG: 0.313 (1, 1)										2	1	0	1	0	2	0				
Inning Stats	R: 0 E: 0 K: 0 S: 3	H: 0 LOB: 0 BB: 0 P: 3	R: 5 E: 0 K: 2 S: 11	H: 4 LOB: 0 BB: 1 P: 15	R: 0 E: 0 K: 1 S: 5	H: 0 LOB: 0 BB: 0 P: 5	R: 4 E: 2 K: 0 S: 8	H: 4 LOB: 1 BB: 0 P: 8	R: 0 E: 0 K: 1 S: 5	H: 0 LOB: 0 BB: 0 P: 5	R: 0 E: 0 K: 2 S: 7	H: 0 LOB: 0 BB: 0 P: 7	R: 0 E: 0 K: 0 S: 3	H: 0 LOB: 0 BB: 0 P: 3	R: 0 E: 0 K: 2 S: 7	H: 0 LOB: 0 BB: 0 P: 7	1B: 5 2B: 2 3B: 0 HR: 1	SF: 1 SAC: 0 DP: 0 HBP: 0	WP: 0 PB: 0 SB: 2 CS: 0	PA: 34
PITCHER Sid Fernandez, L ERA: 2.79 Jeff Innis, R ERA: 4.76 Randy Myers, L ERA: 6.64 (1, 1) (5, 1) (7, 1)	IP: 4.0 WLS: L BF: 22	H: 8 R: 9 ER: 7 SO: 3	BB: 1 IBB: 0 HBP: 0 BLK: 0	WP: 0 HR: 1 S: 27 P: 31	ERA: 15.75 WHIP: 2.250	PITCHER IP: 4.0 WLS: L BF: 22 H: 8 R: 9 ER: 7 SO: 3 BB: 1 IBB: 0 HBP: 0 BLK: 0 WP: 0 HR: 1 S: 27 P: 31 ERA: 15.75 WHIP: 2.250														

New York Mets @ Montreal Expos
Olympic Stadium, Montreal, QB
Wed Jun 17 1987, 7:05 PM EDT
Att: 15,364 - Unknown

AB 32
R 9
H 8
RBI 7
BB 1
SO 8
LOB 1



Batter	1	2	3	4	5	6	7	8	9	AB	R	H	RBI	BB	SO	LOB	TOP										
Casey Candaele, S OBP: 0.348, SLG: 0.365 (1.8)	6-3		5-3		1-3			6-3 1B	1B IBB	4	1	1	0	1	0	0											
Mitch Webster, S OBP: 0.357, SLG: 0.405 (1.9)	P7			1B 2B		6-3		6-3	1-2 1B	5	1	2	1	0	0	1											
Tim Raines, S OBP: 0.450, SLG: 0.561 (1.7)	5-3			2H 1B		6-3		K	P6	5	0	1	1	0	1	4											
Tim Wallach, R OBP: 0.353, SLG: 0.526 (1.5)		6-3		6-3		P7		2H 1B	6-3	5	0	1	1	0	0	3											
Hubie Brooks, R OBP: 0.351, SLG: 0.528 Jeff Parrett, R (8.1)		K		HR 1B		5-3		K		4	1	1	0	0	2	1											
Andres Galarraga, R OBP: 0.392, SLG: 0.507 (1.3)		1B		HR		F8			2B 3B	4	2	3	2	0	0	0											
Vance Law, R OBP: 0.368, SLG: 0.423 (1.4)	F8			1-3		1B 2B			6-3	4	1	1	0	0	0	2											
Mike Fitzgerald, R OBP: 0.301, SLG: 0.305 Dave Engle, R OBP: 0.273, SLG: 0.308 Herm Winningham, L OBP: 0.380, SLG: 0.492 (1.2)			6-3		P5			2H 1B	2B 1B IBB	1	0	0	0	0	0	0											
Dennis Martinez, R Lary Sorensen, R Reid Nichols, R OBP: 0.319, SLG: 0.422 Andy McGaffigan, R (7.1)		5-3		1-3		F9			1B 3H 2B	2	0	0	0	0	0	0											
Jeff Reed, L OBP: 0.222, SLG: 0.212 (8.2)										1	0	1	1	0	0	0											
Inning Stats	R: 0 E: 0 K: 0 S: 3	H: 0 LOB: 0 BB: 0 P: 3	R: 0 E: 0 K: 1 S: 6	H: 1 LOB: 1 BB: 0 P: 6	R: 0 E: 0 K: 0 S: 3	H: 0 LOB: 0 BB: 0 P: 3	R: 3 E: 0 K: 0 S: 6	H: 4 LOB: 0 BB: 0 P: 6	R: 0 E: 0 K: 0 S: 3	H: 0 LOB: 0 BB: 0 P: 3	R: 1 E: 0 K: 0 S: 5	H: 2 LOB: 1 BB: 0 P: 5	R: 1 E: 0 K: 2 S: 9	H: 2 LOB: 1 BB: 0 P: 9	R: 2 E: 0 K: 0 S: 6	H: 3 LOB: 3 BB: 2 P: 14	1B: 7 2B: 3 3B: 1 HR: 1	SF: 0 SAC: 0 DP: 0 HBP: 0	WP: 0 PA: 40 PB: 0 SB: 0 CS: 0								
PITCHER	IP	WLS	BF	H	R	ER	SO	BB	IBB	HBP	BLK	WP	HR	S	P	ERA	WHIP										
Greg Mathews, L ERA: 4.78 Ricky Horton, L ERA: 2.59 Todd Worrell, R ERA: 4.05 Ken Dayley, L ERA: 0.77	7.0		27	7	4	4	1	0	0	0	0	0	1	29	29	5.14	1.000										

Montreal Expos @ St. Louis Cardinals
 Busch Stadium, St. Louis, MO
 Sat Jun 20 1987, 7:05 PM CDT
 Att: 47,616 - Unknown

AB	38
R	7
H	12
RBI	7
BB	2
SO	3
LOB	12



Batter	1	2	3	4	5	6	7	8	9	AB	R	H	RBI	BB	SO	LOB	BOTTOM										
Vince Coleman, S OBP: 0.390, SLG: 0.343 (1.7)	4-3 1B		4-3	F7	5-3			SH1-4 1B		5	1	2	0	0	0	3											
Ozzie Smith, S OBP: 0.380, SLG: 0.343 (1.6)	4-3		1B FC3-6	1B 2H		1-6-3		SH1-4		4	1	2	1	0	0	1											
Tom Herr, S OBP: 0.400, SLG: 0.389 (1.4)	1-3		FC3-6 1B	1-3 1B		HBP		K2-3		4	1	2	1	0	1	1											
Jack Clark, R OBP: 0.461, SLG: 0.671 (1.3)	K		FC3-6 BB	1-2 BB		P9		K		3	0	0	0	2	2	2											
Willie McGee, S OBP: 0.316, SLG: 0.444 (1.8)		5-3	FC3-6 1B	4-3		F7			F5	5	1	0	1	0	0	6											
Terry Pendleton, S OBP: 0.371, SLG: 0.402 (1.5)	6-3 1B		1-3 1B	1B		5-3			K	5	0	2	1	0	1	0											
Curt Ford, L OBP: 0.361, SLG: 0.477 (1.9)	6-3		1-3 1B	1B		WP FC4-2 BB			1B	4	0	2	1	1	0	1											
Tony Peña, R OBP: 0.314, SLG: 0.361 (1.2)				SH1-3 1B	FC4-2 1B				1B	4	1	3	0	1	0	1											
Greg Mathews, R OBP: 0.308, SLG: 0.320 Rod Booker, L OBP: 0.271, SLG: 0.483 Ricky Horton, L OBP: 0.311, SLG: 0.111 Todd Worrell, R OBP: 0.311, SLG: 0.111 Ken Dayley, L OBP: 0.354, SLG: 0.409 (1.1)				SH1-3					P6	2	0	1	0	0	1	2											
Inning Stats	R: 1 E: 0 K: 1 S: 6	H: 1 LOB: 0 BB: 0 P: 6	R: 0 E: 0 K: 1 S: 6	H: 1 LOB: 2 BB: 1 P: 10	R: 3 E: 0 K: 0 S: 6	H: 4 LOB: 2 BB: 1 P: 10	R: 1 E: 0 K: 0 S: 6	H: 3 LOB: 3 BB: 1 P: 10	R: 0 E: 0 K: 0 S: 4	H: 1 LOB: 1 BB: 0 P: 4	R: 0 E: 0 K: 0 S: 4	H: 1 LOB: 1 BB: 0 P: 4	R: 0 E: 0 K: 2 S: 8	H: 1 LOB: 1 BB: 0 P: 8	R: 0 E: 0 K: 1 S: 7	H: 2 LOB: 2 BB: 0 P: 7	1B: 14 2B: 0 3B: 0 HR: 0	SF: 0 SAC: 2 DP: 0 HBP: 1	WP: 1 PA: 45 PB: 0 SB: 6 CS: 0								
PITCHER	IP	WLS	BF	H	R	ER	SO	BB	IBB	HBP	BLK	WP	HR	S	P	ERA	WHIP										
Dennis Martinez, R ERA: 3.0 Lary Sorensen, R ERA: 3.53 Andy McGaffigan, R ERA: 2.51 Jeff Parrett, R ERA: 3.48	5.0		28	10	5	5	2	3	1	0	0	0	0	28	44	9.00	2.600										

Montreal Expos @ St. Louis Cardinals
 Busch Stadium, St. Louis, MO
 Sat Jun 20 1987, 7:05 PM CDT
 Att: 47,616 - Unknown

AB	38
R	5
H	14
RBI	5
BB	4
SO	5
LOB	20



Batter	1	2	3	4	5	6	7	8	9	AB	R	H	RBI	BB	SO	LOB	TOP										
Casey Candaele, S OBP: 0.344, SLG: 0.360 (1, 6)										5	1	1	0	0	0	1	Montreal Expos @ Pittsburgh Pirates Three Rivers Stadium, Pittsburgh, PA Tue Jun 23 1987, 7:05 PM EDT Att: 9,276 - Unknown										
Mitch Webster, S OBP: 0.357, SLG: 0.398 (1, 9)									3	1	0	0	2	1	0												
Tim Raines, S OBP: 0.450, SLG: 0.566 (1, 7)									5	1	2	0	0	1	4												
Tim Wallach, R OBP: 0.364, SLG: 0.542 (1, 5)									3	1	1	0	2	1	1												
Andres Galarraga, R OBP: 0.394, SLG: 0.506 (1, 3)									4	1	2	1	1	2	1												
Reid Nichols, R OBP: 0.311, SLG: 0.449 Herm Winningham, L (6, PH) OBP: 0.379, SLG: 0.488 (6, 8)									2	1	1	2	0	0	0												
Vance Law, R OBP: 0.368, SLG: 0.423 (1, 4)									5	1	1	1	0	1	4												
Mike Fitzgerald, R OBP: 0.307, SLG: 0.331 (1, 2)								3	1	2	2	1	0	0													
Neal Heaton, L OBP: 0.279, SLG: 0.286 Andy McGaffigan, R OBP: 0.379, SLG: 0.488 Jeff Parrett, R (8, 1)								2	0	0	0	0	1	0													
										2	0	0	0	2	2												
										0	0	0	0	0	0												
Inning Stats	R: 0 E: 0 K: 1 S: 5	H: 0 LOB: 0 BB: 5 P: 5	R: 3 E: 0 K: 1 S: 8	H: 3 LOB: 0 BB: 0 P: 8	R: 0 E: 0 K: 0 S: 4	H: 1 LOB: 1 BB: 0 P: 4	R: 0 E: 0 K: 1 S: 5	H: 0 LOB: 0 BB: 0 P: 5	R: 0 E: 0 K: 1 S: 4	H: 2 LOB: 2 BB: 2 P: 12	R: 0 E: 0 K: 2 S: 7	H: 0 LOB: 2 BB: 2 P: 15	R: 2 E: 0 K: 2 S: 10	H: 3 LOB: 1 BB: 3 P: 10	R: 2 E: 0 K: 1 S: 6	H: 1 LOB: 2 BB: 3 P: 18	1B: 4 2B: 4 3B: 0 HR: 2	SF: 1 SAC: 0 DP: 0 HBP: 0	WP: 2 PA: 43								
PITCHER	IP	WLS	BF	H	R	ER	SO	BB	IBB	HBP	BLK	WP	HR	S	P	ERA	WHIP										
Bob Kipper, L ERA: 5.84 (1, 1)	5.1	L	22	5	4	4	4	1	0	0	0	0	2	29	33	6.75	1.125										
Bob Walk, R ERA: 4.36 (6, 1)	1.2		8	1	0	0	2	3	0	0	0	0	0	9	21	0.00	2.400										
Barry Jones, R ERA: 11.05 (8, 1)	1.0		6	3	2	2	2	0	0	0	0	0	0	10	10	18.00	3.000										
John Smiley, L ERA: 6.46 (9, 1)	1.0		7	1	2	2	1	1	2	0	0	2	0	6	18	18.00	2.000										

AB	35
R	8
H	10
RBI	7
BB	7
SO	9
LOB	14



Batter	1	2	3	4	5	6	7	8	9	AB	R	H	RBI	BB	SO	LOB	BOTTOM										
John Cangelosi, S OBP: 0.522, SLG: 0.281 (1, 7)										5	1	3	0	0	1	2	Montreal Expos @ Pittsburgh Pirates Three Rivers Stadium, Pittsburgh, PA Tue Jun 23 1987, 7:05 PM EDT Att: 9,276 - Unknown										
Andy Van Slyke, L OBP: 0.333, SLG: 0.476 (1, 8)										4	0	1	0	0	0	3											
Mike Diaz, R OBP: 0.318, SLG: 0.552 (1, 9)										3	0	1	1	1	1	0											
Jim Morrison, R OBP: 0.299, SLG: 0.419 (1, 4) (8, 6)										4	1	1	0	0	0	3											
Sid Bream, L OBP: 0.357, SLG: 0.475 (1, 3)										4	0	0	0	0	1	3											
Bobby Bonilla, S OBP: 0.324, SLG: 0.417 (1, 5)										4	0	1	1	0	0	2											
Junior Ortiz, R OBP: 0.299, SLG: 0.294 Michael LaValliere, L (7, PH) OBP: 0.380, SLG: 0.362 (8, 2)										2	0	0	0	0	0	1											
										1	0	0	0	1	0	0											
										0	0	0	0	0	0	0											
										0	0	0	0	0	0	0											
Inning Stats	R: 0 E: 0 K: 0 S: 3	H: 1 LOB: 1 BB: 1 P: 7	R: 0 E: 0 K: 0 S: 3	H: 0 LOB: 0 BB: 0 P: 3	R: 0 E: 0 K: 1 S: 6	H: 1 LOB: 1 BB: 0 P: 6	R: 1 E: 0 K: 0 S: 5	H: 2 LOB: 1 BB: 0 P: 5	R: 0 E: 0 K: 2 S: 8	H: 1 LOB: 1 BB: 0 P: 8	R: 0 E: 0 K: 1 S: 5	H: 0 LOB: 0 BB: 0 P: 5	R: 0 E: 0 K: 0 S: 3	H: 0 LOB: 1 BB: 1 P: 7	R: 1 E: 0 K: 1 S: 8	H: 3 LOB: 2 BB: 0 P: 8	R: 0 E: 0 K: 2 S: 7	H: 0 LOB: 1 BB: 1 P: 11	1B: 7 2B: 1 3B: 0 HR: 0	SF: 0 SAC: 0 DP: 0 HBP: 0	WP: 0 PA: 37						
PITCHER	IP	WLS	BF	H	R	ER	SO	BB	IBB	HBP	BLK	WP	HR	S	P	ERA	WHIP										
Neal Heaton, L ERA: 4.11 (1, 1)	5.0	W	20	5	1	1	3	1	0	0	0	0	0	25	29	1.80	1.200										
Andy McGaffigan, R ERA: 2.59 (6, 1)	2.0		10	3	1	1	1	1	0	0	0	0	0	11	15	4.50	2.000										
Jeff Parrett, R ERA: 2.92 (8, 1)	2.0	S	7	0	0	0	3	1	0	0	0	0	0	12	16	0.00	0.500										

AB	34
R	2
H	8
RBI	2
BB	3
SO	7
LOB	18



Batter	1	2	3	4	5	6	7	8	9	AB	R	H	RBI	BB	SO	LOB	TOP										
Casey Candaele, S OBP: 0.348, SLG: 0.369 (1, 9)	F7		4-3 1B 2B		1B 1B		FC4-6 1B SF9	4-3		5	2	3	0	0	0	0											
Herm Winningham, L OBP: 0.372, SLG: 0.476 (1, 8)	3-1		4-3		F8		FC4-6 1B	E5 4-3 WP 2B		5	1	1	0	0	0	2											
Tim Raines, S OBP: 0.453, SLG: 0.567 (1, 7)	1B		1B		1B 1B		FC4-6 E	4-3		5	0	3	1	0	0	3											
Tim Wallach, R OBP: 0.364, SLG: 0.543 (1, 5)	K		1B		F6		SF9	1B 2B		3	1	1	2	1	1	3											
Andres Galarraga, R OBP: 0.398, SLG: 0.521 (1, 3)		HR	F4		1B		E6 FC4-6	1B 2B		5	1	3	2	0	0	3											
Tom Foley, L OBP: 0.282, SLG: 0.344 (1, 6)	6-3		F8		1B		FC4-6	F4		5	0	1	0	0	0	5											
Vance Law, R OBP: 0.369, SLG: 0.436 (1, 4)	1B		6-3		F6		HR	FC6-4		5	1	2	1	0	0	2											
Jeff Reed, L OBP: 0.211, SLG: 0.200 (1, 2)	F8		5-3		F6		4-3			4	0	0	0	0	0	2											
Jeff Fischer, R Lary Sorensen, R Wallace Johnson, S Tim Burke, R Dave Engle, R Bob McClure, R (1, 1) (3, 1) (6, PH) (6, 1) (6, PH) (8, 1) (8, 1)	4-3		K		3-1		1-3			1	0	0	0	0	0	1											
Inning Stats	R: 0 E: 0 K: 1 S: 6	H: 1 LOB: 1 BB: 0 P: 6	R: 1 E: 0 K: 0 S: 5	H: 2 LOB: 1 BB: 0 P: 5	R: 1 E: 0 K: 0 S: 5	H: 2 LOB: 2 BB: 1 P: 9	R: 0 E: 0 K: 1 S: 5	H: 0 LOB: 0 BB: 0 P: 5	R: 0 E: 0 K: 0 S: 4	H: 3 LOB: 2 BB: 0 P: 5	R: 0 E: 0 K: 0 S: 4	H: 1 LOB: 1 BB: 0 P: 4	R: 1 E: 1 K: 0 S: 6	H: 2 LOB: 2 BB: 0 P: 6	R: 1 E: 0 K: 0 S: 4	H: 1 LOB: 0 BB: 0 P: 4	R: 2 E: 1 K: 0 S: 6	H: 2 LOB: 1 BB: 0 P: 6	1B: 9 2B: 3 3B: 0 HR: 2	SF: 1 SAC: 0 DP: 0 HBP: 0	WP: 1 PA: 43						
PITCHER	IP	WLS	BF	H	R	ER	SO	BB	IBB	HBP	BLK	WP	HR	S	P	ERA	WHIP										
Brian Fisher, R ERA: 5.19 (1, 1)	5.0	W	24	9	2	2	2	1	0	0	0	0	1	27	31	3.60	2.000										
Barry Jones, R ERA: 9.59 (6, 1)	3.0		13	3	2	2	0	0	0	0	0	0	1	13	13	6.00	1.000										
Don Robinson, R ERA: 4.11 (9, 1)	1.0		6	2	2	1	0	0	0	0	0	1	0	6	6	9.00	2.000										
Batter	1	2	3	4	5	6	7	8	9	AB	R	H	RBI	BB	SO	LOB	BOTTOM										
Barry Bonds, L OBP: 0.336, SLG: 0.482 (1, 7)	F8	G3		F4		HR		F9		5	1	1	1	0	0	1											
Andy Van Slyke, L OBP: 0.336, SLG: 0.479 (1, 8)	3B 2B	CS BB		F8		F8				3	1	1	0	1	0	1											
Johnny Ray, S OBP: 0.315, SLG: 0.367 (1, 4)	SF9 3B	CS	1B 1B	1B	1B	F7				4	2	3	1	0	0	0											
Sid Bream, L OBP: 0.356, SLG: 0.473 Bobby Bonilla, S OBP: 0.324, SLG: 0.417 (1, 3) (7, 3)	SF9		1B 1B	4-3		6-3				3	1	1	1	0	0	2											
R.J. Reynolds, S OBP: 0.367, SLG: 0.484 (1, 9)	K		F6		HR		1-3			4	1	1	1	0	1	2											
Jim Morrison, R OBP: 0.301, SLG: 0.420 (1, 5)		1B HR 1B	1B 1B	1B	F9	6-3				4	1	2	1	0	0	0											
Michael LaValliere, L OBP: 0.363, SLG: 0.366 (1, 2)		HR 1B	G6-3 1B	4-3		F7				4	1	2	1	0	0	0											
Al Pedrique, R OBP: 0.286, SLG: 0.333 (1, 6)	K		G6-3		1B		F6			4	0	1	0	0	1	4											
Brian Fisher, R OBP: 0.217, SLG: 0.455 Barry Jones, R (1, 1) (6, 1)		HR		1B	K		5-3			2	1	1	3	1	1	1											
Mike Diaz, R OBP: 0.316, SLG: 0.547 Don Robinson, R (6, PH) (9, 1)		HR		1B	K					1	0	0	0	0	0	0											
Inning Stats	R: 2 E: 0 K: 1 S: 7	H: 2 LOB: 0 BB: 0 P: 7	R: 3 E: 0 K: 1 S: 7	H: 3 LOB: 0 BB: 1 P: 11	R: 2 E: 0 K: 0 S: 6	H: 4 LOB: 1 BB: 0 P: 6	R: 0 E: 0 K: 0 S: 4	H: 1 LOB: 2 BB: 1 P: 8	R: 1 E: 0 K: 0 S: 7	H: 2 LOB: 1 BB: 0 P: 7	R: 1 E: 0 K: 0 S: 4	H: 1 LOB: 0 BB: 0 P: 4	R: 0 E: 0 K: 0 S: 3	H: 0 LOB: 0 BB: 0 P: 3	R: 0 E: 0 K: 0 S: 3	H: 0 LOB: 0 BB: 0 P: 3	R: 0 E: 0 K: 0 S: 3	H: 0 LOB: 0 BB: 0 P: 3	1B: 8 2B: 1 3B: 1 HR: 3	SF: 1 SAC: 0 DP: 1 HBP: 0	WP: 0 PA: 38						
PITCHER	IP	WLS	BF	H	R	ER	SO	BB	IBB	HBP	BLK	WP	HR	S	P	ERA	WHIP										
Jeff Fischer, R ERA: 9.82 (1, 1)	2.0	L	13	7	7	7	2	1	0	0	0	0	1	16	20	31.50	4.000										
Lary Sorensen, R ERA: 3.77 (3, 1)	3.0		14	5	1	1	1	1	0	0	0	0	1	15	19	3.00	2.000										
Tim Burke, R ERA: 2.19 (6, 1)	2.0		7	1	1	1	0	0	0	0	0	0	1	7	7	4.50	0.500										
Bob McClure, L ERA: 4.39 (8, 1)	1.0		3	0	0	0	0	0	0	0	0	0	0	3	3	0.00	0.000										

Montreal Expos @ Pittsburgh Pirates
Three Rivers Stadium, Pittsburgh, PA
 Wed Jun 24 1987, 7:05 PM EDT
 Att: 21,564 - Unknown

AB	41
R	6
H	14
RBI	6
BB	1
SO	2
LOB	22



Montreal Expos @ Pittsburgh Pirates
Three Rivers Stadium, Pittsburgh, PA
 Wed Jun 24 1987, 7:05 PM EDT
 Att: 21,564 - Unknown

AB	34
R	9
H	13
RBI	9
BB	2
SO	3
LOB	11



Batter	1	2	3	4	5	6	7	8	9	AB	R	H	RBI	BB	SO	LOB	TOP					
Vince Coleman, S (1.7) OBP: 0.377, SLG: 0.338	F8		F6 1B		K			F8		4	0	1	0	0	1	0						
Ozzie Smith, S (1.6) OBP: 0.379, SLG: 0.356			F6 1-2			L7			G6-4-3 1B	4	0	2	0	0	0	1						
Tom Herr, S (1.4) OBP: 0.391, SLG: 0.381	F5				K		F6		F2	4	0	0	0	0	1	2						
Jack Clark, R (1.3) OBP: 0.447, SLG: 0.647	K				K		K		G6-4-3 1-2	4	0	0	0	0	3	2						
Willie McGee, S (1.8) OBP: 0.316, SLG: 0.437		K			F8				3-1	3	0	0	0	0	1	0						
Terry Pendleton, S (1.5) OBP: 0.384, SLG: 0.425		1B 4-3					K			3	1	2	0	0	1	0						
Curt Ford, L (1.9) OBP: 0.346, SLG: 0.454										3	0	1	0	0	1	1						
Bill Dawley, R (7.1) OBP: 0.364, SLG: 0.222										0	0	0	0	0	0	0						
Pat Perry, L (8.1) OBP: 0.167, SLG: 0.167		4-3 1B			K			G3		0	0	0	0	0	0	0						
Tony Peña, R (1.2) OBP: 0.308, SLG: 0.350		4-3					F9		F5	3	0	0	1	0	0	1						
Joe Magrane, R (1.1) OBP: 0.100, SLG: 0.053										2	0	0	0	0	2	1						
John Morris, L (7.9) OBP: 0.347, SLG: 0.400					K		K		F6	1	0	0	0	0	0	0						
Inning Stats	R: 0 E: 0 K: 1 S: 6	H: 1 LOB: 1 BB: 0 P: 6	R: 1 E: 0 K: 2 S: 9	H: 2 LOB: 1 BB: 0 P: 9	R: 0 E: 0 K: 2 S: 5	H: 1 LOB: 1 BB: 0 P: 5	R: 0 E: 0 K: 2 S: 8	H: 1 LOB: 1 BB: 0 P: 8	R: 0 E: 0 K: 1 S: 7	H: 0 LOB: 0 BB: 0 P: 7	R: 0 E: 0 K: 1 S: 5	H: 0 LOB: 0 BB: 0 P: 5	R: 0 E: 0 K: 1 S: 5	H: 0 LOB: 0 BB: 0 P: 5	R: 0 E: 0 K: 0 S: 3	H: 1 LOB: 0 BB: 0 P: 3	R: 0 E: 0 K: 0 S: 3	H: 1 LOB: 0 BB: 0 P: 3	1B: 5 2B: 1 3B: 0 HR: 0	SF: 0 SAC: 0 DP: 1 HBP: 0	WP: 0 PB: 0 SB: 1 CS: 0	PA: 31
PITCHER Bob Sebra, R (1.1) ERA: 4.41	IP: 9.0 WLS: W BF: 31 H: 6 R: 1 ER: 1 SO: 10 BB: 0 IBB: 0 HBP: 0 BLK: 0 WP: 0 HR: 0 S: 51 P: 51 ERA: 1.00 WHIP: 0.667															PITCHER	IP: 9.0 WLS: W BF: 31 H: 6 R: 1 ER: 1 SO: 10 BB: 0 IBB: 0 HBP: 0 BLK: 0 WP: 0 HR: 0 S: 51 P: 51 ERA: 1.00 WHIP: 0.667					

St. Louis Cardinals @ Montreal Expos
Olympic Stadium, Montreal, QB
Fri Jun 26 1987, 7:05 PM EDT
Att: 25,799 - Unknown

AB 31
R 1
H 6
RBI 1
BB 0
SO 10
LOB 8



Batter	1	2	3	4	5	6	7	8	9	AB	R	H	RBI	BB	SO	LOB	BOTTOM												
Reid Nichols, R (1.8) OBP: 0.308, SLG: 0.438	6-3		1-3			E 1B 2B		L6		4	1	1	0	0	0	0													
Herm Winningham, L (8.8) OBP: 0.369, SLG: 0.469										0	0	0	0	0	0	0													
Mitch Webster, S (1.9) OBP: 0.363, SLG: 0.414	4-3		F8		K			FC4-6 1B		4	0	1	0	0	1	2													
Tim Raines, S (1.7) OBP: 0.448, SLG: 0.569	4-3			G1-6-3	E9 2B 1B			FC4-6 WP 2B		4	2	1	1	0	0	1													
Tim Wallach, R (1.5) OBP: 0.363, SLG: 0.536		5-3		4-3 1B 2B	2B BB			K		3	1	1	0	1	1	1													
Hubie Brooks, R (1.6) OBP: 0.343, SLG: 0.526		K		4-3	FC5 2B					4	0	2	3	0	1	1													
Andres Galarraga, R (1.3) OBP: 0.468, SLG: 0.529				2-3	1-3 2H 3H			2B		3	0	2	1	1	0	1													
Vance Law, R (1.4) OBP: 0.367, SLG: 0.430		2B		FC6-4 1B	IBB			F3		3	0	0	0	1	0	4													
Mike Fitzgerald, R (1.2) OBP: 0.304, SLG: 0.315		BB		FC6-4 1-2	FC5			6-3		4	0	0	0	0	0	2													
Bob Sebra, R (1.1) OBP: 0.148, SLG: 0.115			6-3		6-3 1B 1B			G1		4	1	1	0	0	0	0													
										4	1	1	0	0	0	0													
Inning Stats	R: 0 E: 0 K: 0 S: 3	H: 0 LOB: 0 BB: 0 P: 3	R: 0 E: 0 K: 1 S: 6	H: 1 LOB: 2 BB: 1 P: 10	R: 0 E: 0 K: 0 S: 3	H: 0 LOB: 0 BB: 0 P: 3	R: 1 E: 0 K: 0 S: 5	H: 2 LOB: 1 BB: 0 P: 5	R: 3 E: 1 K: 1 S: 9	H: 4 LOB: 3 BB: 2 P: 17	R: 0 E: 0 K: 0 S: 3	H: 0 LOB: 0 BB: 0 P: 3	R: 1 E: 0 K: 1 S: 7	H: 2 LOB: 1 BB: 0 P: 7	R: 0 E: 0 K: 0 S: 3	H: 0 LOB: 0 BB: 0 P: 3	R: 0 E: 0 K: 0 S: 3	H: 0 LOB: 0 BB: 0 P: 3	1B: 5 2B: 4 3B: 0 HR: 0	SF: 0 SAC: 0 DP: 0 HBP: 0	WP: 1 PB: 0 SB: 0 CS: 0	PA: 36							
PITCHER Joe Magrane, L (1.1) ERA: 3.02	IP: 6.2 WLS: L BF: 32 H: 9 R: 5 ER: 5 SO: 3 BB: 2 IBB: 1 HBP: 0 BLK: 0 WP: 1 HR: 0 S: 35 P: 47 ERA: 6.75 WHIP: 1.650															PITCHER	IP: 6.2 WLS: L BF: 32 H: 9 R: 5 ER: 5 SO: 3 BB: 2 IBB: 1 HBP: 0 BLK: 0 WP: 1 HR: 0 S: 35 P: 47 ERA: 6.75 WHIP: 1.650												
Bill Dawley, R (7.1) ERA: 3.96	0.1	1	0	0	0	0	0	0	0	0	0	1	1	0.00	0.000														
Pat Perry, L (8.1) ERA: 4.08	1.0	3	0	0	0	0	0	0	0	0	0	3	3	0.00	0.000														

St. Louis Cardinals @ Montreal Expos
Olympic Stadium, Montreal, QB
Fri Jun 26 1987, 7:05 PM EDT
Att: 25,799 - Unknown

AB 33
R 5
H 9
RBI 5
BB 3
SO 3
LOB 12



Batter	1	2	3	4	5	6	7	8	9	10	11	AB	R	H	RBI	BB	SO	LOB	TOP						
Vince Coleman, S OBP: 0.376, SLG: 0.345 (1, 7)	K		K		F9	CS	6-3 1B		SH2-3		SH3	4	0	1	0	0	2	0							
Ozzie Smith, S OBP: 0.377, SLG: 0.357 (1, 6)	F8			1B 2B	1-3		6-3		1-3		SH3-4	5	1	1	1	0	0	2							
Tom Herr, S OBP: 0.398, SLG: 0.383 (1, 4)	1B			2B 1B	HR		K		F7		3-1	6	2	3	0	0	1	2							
Jack Clark, R OBP: 0.445, SLG: 0.652 (1, 3)	5-3			FC5 2B SF8	HR		F8				1B BB	4	2	1	2	1	0	4							
Willie McGee, S OBP: 0.319, SLG: 0.437 (1, 8)		1-3			F7				SH1-4 BB		1B	4	0	2	2	1	0	0							
Terry Pendleton, S OBP: 0.379, SLG: 0.418 (1, 5)	F7			K			F9		SH1-4		L3	4	0	0	0	0	1	4							
José Quiendo, S OBP: 0.436, SLG: 0.383 Tony Peña, R OBP: 0.331, SLG: 0.357 (8, 2)	F8						5-3 1B BB		L6		IBB	2	1	0	0	2	0	1							
Steve Lake, R OBP: 0.304, SLG: 0.373 Red Booker, L OBP: 0.444, SLG: 0.452 Todd Worrell, R (8, 1)		6-3		SF8		5-3			G3		K	2	0	0	1	0	0	1							
Tito Landrum, R OBP: 0.315, SLG: 0.234 Ken Dayley, L (10, 1)						1-3						1	0	0	0	0	1	2							
Lee Tunnell, R OBP: 0.267, SLG: 0.267 Pat Perry, L OBP: 0.167, SLG: 0.167 John Morris, L OBP: 0.353, SLG: 0.404 Bill Dawley, R OBP: 0.364, SLG: 0.222 Curt Ford, L OBP: 0.358, SLG: 0.524 (1, 1) (4, 1) (6, PH) (6, 1) (8, 9)	F2			K			CS 1B		E8 SH2-3		SH3 SH3-4 2B	2	0	0	0	0	1	2							
Inning Stats	R: 0 E: 0 K: 1 S: 6	H: 1 LOB: 1 BB: 0 P: 6	R: 0 E: 0 K: 0 S: 3	H: 0 LOB: 0 BB: 0 P: 3	R: 0 E: 0 K: 1 S: 5	H: 0 LOB: 0 BB: 0 P: 5	R: 3 E: 0 K: 2 S: 11	H: 3 LOB: 2 BB: 1 P: 15	R: 2 E: 0 K: 0 S: 5	H: 2 LOB: 0 BB: 0 P: 5	R: 1 E: 0 K: 0 S: 3	H: 1 LOB: 1 BB: 0 P: 7	R: 0 E: 0 K: 0 S: 3	H: 0 LOB: 1 BB: 1 P: 7	R: 0 E: 0 K: 0 S: 3	H: 0 LOB: 1 BB: 0 P: 4	R: 0 E: 0 K: 1 S: 5	H: 1 LOB: 2 BB: 2 P: 13	R: 1 E: 0 K: 0 S: 4	H: 1 LOB: 0 BB: 0 P: 4	1B: 7 2B: 3 3B: 0 HR: 1	SF: 1 SAC: 4 DP: 1 HBP: 0	WP: 0 PB: 0 SB: 1 CS: 1	PA: 49	
PITCHER	IP 5.0	WLS 23	BF 23	H 6	R 5	ER 5	SO 4	BB 0	IBB 1	HBP 0	BLK 0	WP 0	HR 1	S 30	P 34	ERA 9.00	WHIP 1.200								
Neal Heaton, L ERA: 4.33 Andy McGaffigan, R ERA: 2.53 Tim Burke, R ERA: 1.98 Jeff Parrett, R ERA: 2.93 (1, 1) (6, 1) (7, 1) (10, 1)	1.0	4	1	1	1	0	0	1	0	0	0	0	0	3	7	9.00	2.000								
3.0	12	1	0	0	1	1	0	0	0	0	0	0	0	13	17	0.00	0.667								
2.0	L	9	2	1	1	1	1	1	1	0	0	0	0	9	17	4.50	1.500								

St. Louis Cardinals @ Montreal Expos
Olympic Stadium, Montreal, QB
Sun Jun 28 1987, 3:33 AM EDT
Att: 36,109 - Unknown

livebaseballscores.com

AB 38
R 7
H 10
RBI 7
BB 5
SO 6
LOB 19



Batter	1	2	3	4	5	6	7	8	9	10	11	AB	R	H	RBI	BB	SO	LOB	BOTTOM							
Casey Candaele, S OBP: 0.345, SLG: 0.353 (1, 4) (10, 6)	BB 1B SF9 BB		F9	F9			F7		SH1-4		BB	3	1	0	0	2	0	1								
Mitch Webster, S OBP: 0.369, SLG: 0.425 (1, 9)	SF9 BB 8-2 1B		6-3 3B	F5			S 1B		IBB IBB		F9	5	1	3	0	1	0	2								
Tim Raines, S OBP: 0.457, SLG: 0.567 (1, 7) BB BB BB	1-2 2-3 BB		6-3		F3		1-2 IBB		1-2 IBB		F7	3	0	0	1	3	0	1								
Tim Wallach, R OBP: 0.352, SLG: 0.520 (1, 5)	SF9		6-3		K		F3		K		F9	5	0	0	1	0	2	6								
Hubie Brooks, R OBP: 0.327, SLG: 0.495 Jeff Parrett, R (1, 6) (10, 1)	8-2			2B 2B 1B	5-3		6-3		K		K	5	1	1	0	0	1	7								
Andres Galarraga, R OBP: 0.468, SLG: 0.634 (1, 3)			F4				6-3 1B 2B		F3		K	5	2	2	0	0	1	0								
Herm Winningham, L OBP: 0.367, SLG: 0.464 (1, 8)		1-3		2B BB		6-3		K			1B	4	1	1	0	1	1	1								
Mike Fitzgerald, R OBP: 0.320, SLG: 0.341 Jeff Reed, L OBP: 0.222, SLG: 0.213 (1, 2) (9, 2)							CS 1B		K		K	4	0	3	4	0	1	0								
Neal Heaton, L ERA: 4.67 Pat Perry, L ERA: 3.86 Bill Dawley, R ERA: 3.85 Todd Worrell, R ERA: 3.65 Ken Dayley, L ERA: 1.93 (1, 1) (8, 1) (7, 1) (8, PH) (10, 4)	F7			F6			K		SH1-4 2B		F8	2	0	0	0	0	2									
Inning Stats	R: 1 E: 0 K: 0 S: 3	H: 1 LOB: 1 BB: 2 P: 11	R: 0 E: 0 K: 0 S: 4	H: 1 LOB: 1 BB: 0 P: 4	R: 1 E: 0 K: 0 S: 4	H: 1 LOB: 0 BB: 4 P: 4	R: 3 E: 0 K: 0 S: 6	H: 3 LOB: 1 BB: 1 P: 10	R: 0 E: 0 K: 1 S: 5	H: 0 LOB: 0 BB: 0 P: 5	R: 1 E: 0 K: 1 S: 6	H: 2 LOB: 2 BB: 1 P: 6	R: 0 E: 0 K: 0 S: 4	H: 1 LOB: 2 BB: 1 P: 8	R: 0 E: 0 K: 2 S: 7	H: 0 LOB: 0 BB: 0 P: 7	R: 0 E: 0 K: 2 S: 8	H: 1 LOB: 1 BB: 2 P: 16	R: 0 E: 0 K: 2 S: 8	H: 1 LOB: 1 BB: 0 P: 8	R: 0 E: 0 K: 0 S: 3	H: 0 LOB: 1 BB: 1 P: 7	1B: 6 2B: 5 3B: 1 HR: 0	SF: 1 SAC: 1 DP: 1 HBP: 0	WP: 0 PB: 0 SB: 1 CS: 1	PA: 49
PITCHER	IP 3.0	WLS 6	BF 17	H 6	R 5	ER 2	SO 0	BB 3	IBB 0	HBP 0	BLK 0	WP 0	HR 0	S 14	P 26	ERA 6.00	WHIP 3.000									
2.0	6	0	0	0	1	0	0	0	0	0	0	0	0	8	8	0.00	0.000									
2.0	9	3	1	1	1	0	1	0	0	0	0	0	0	10	14	4.50	1.500									
2.0	9	1	0	0	4	0	2	0	0	0	0	0	0	15	23	0.00	0.500									
2.0	W	8	1	0	0	2	1	0	0	0	0	0	0	11	15	0.00	1.000									

St. Louis Cardinals @ Montreal Expos
Olympic Stadium, Montreal, QB
Sun Jun 28 1987, 3:33 AM EDT
Att: 36,109 - Unknown

livebaseballscores.com

AB 40
R 6
H 11
RBI 6
BB 7
SO 8
LOB 23



Batter	1	2	3	4	5	6	7	8	9	AB	R	H	RBI	BB	SO	LOB	TOP					
Dave Martinez, L OBP: 0.395, SLG: 0.399 (1, 8)										5	3	4	1	0	0	0						
Jerry Mumphy, S OBP: 0.443, SLG: 0.475 Brian Dayett, R OBP: 0.433, SLG: 0.623 (7, PH) (7, 7)										4	1	3	3	0	0	1						
Andre Dawson, R OBP: 0.314, SLG: 0.532 (1, 9)										6	0	1	0	0	1	4						
Leon Durham, L OBP: 0.372, SLG: 0.544 (1, 3)										5	2	1	2	0	2	3						
Keith Moreland, R OBP: 0.268, SLG: 0.407 (1, 5)										5	1	2	1	0	1	3						
Jody Davis, R OBP: 0.319, SLG: 0.421 (1, 2)										5	1	2	0	0	2	2						
Paul Noce, R OBP: 0.357, SLG: 0.369 (1, 4)										5	0	4	1	0	0	1						
Mike Brumley, S OBP: 0.240, SLG: 0.326 (1, 6)										5	1	3	1	0	0	3						
Les Lancaster, R OBP: 0.100, SLG: 0.100 Dickie Noles, R Ed Lynch, R OBP: 0.100, SLG: 0.100 (6, 1) (7, 1)										4	0	0	0	0	2	6						
Inning Stats	R: 4 E: 0 K: 2 S: 13	H: 6 LOB: 2 BB: 0 P: 13	R: 0 E: 0 K: 0 S: 5	H: 2 LOB: 2 BB: 0 P: 5	R: 3 E: 0 K: 0 S: 7	H: 4 LOB: 1 BB: 0 P: 7	R: 1 E: 0 K: 2 S: 10	H: 2 LOB: 2 BB: 0 P: 10	R: 1 E: 1 K: 0 S: 5	H: 2 LOB: 1 BB: 0 P: 5	R: 0 E: 0 K: 1 S: 6	H: 1 LOB: 1 BB: 0 P: 6	R: 0 E: 0 K: 1 S: 5	H: 0 LOB: 0 BB: 0 P: 5	R: 0 E: 0 K: 2 S: 9	H: 3 LOB: 2 BB: 0 P: 9	R: 0 E: 0 K: 2 S: 7	H: 0 LOB: 1 BB: 0 P: 8	1B: 12 2B: 6 3B: 0 HR: 2	SF: 0 SAC: 0 DP: 0 HBP: 1	WP: 3 PB: 0 SB: 0 CS: 1	PA: 48
PITCHER	IP WLS BF H R ER SO BB IBB HBP BLK WP HR S P ERA WHIP																					
Lary Sorensen, R ERA: 4.72 Jeff Fischer, R ERA: 8.56 Bob McClure, L ERA: 3.99 Andy McGaffigan, R ERA: 2.48 (1, 1) (3, 1) (7, 1) (9, 1)	2.1 L 17 10 6 6 2 0 0 0 0 0 0 2 21 25 23.14 4.286																					

Chicago Cubs @ Montreal Expos
Olympic Stadium, Montreal, QB
Mon Jun 29 1987, 7:05 PM EDT
Att: 15,117 - Unknown

AB	47
R	9
H	20
RBI	9
BB	0
SO	10
LOB	24



Batter	1	2	3	4	5	6	7	8	9	AB	R	H	RBI	BB	SO	LOB	BOTTOM					
Casey Candaele, S OBP: 0.342, SLG: 0.351 (1, 4)										5	0	1	0	0	1	6						
Mitch Webster, S OBP: 0.370, SLG: 0.424 (1, 9)										5	1	2	0	0	1	2						
Tim Raines, S OBP: 0.456, SLG: 0.566 (1, 7)										4	2	1	0	1	0	1						
Tim Wallach, R OBP: 0.350, SLG: 0.513 (1, 5)										4	0	0	0	0	0	2						
Hubie Brooks, R OBP: 0.322, SLG: 0.482 (1, 6)										5	1	1	0	0	1	3						
Andres Galarraga, R OBP: 0.410, SLG: 0.536 (1, 3)										3	1	1	2	0	0	0						
Herm Winningham, L OBP: 0.370, SLG: 0.465 (1, 8)										4	0	2	2	0	1	2						
Mike Fitzgerald, R OBP: 0.325, SLG: 0.341 Dave Engle, R OBP: 0.256, SLG: 0.276 (5, PH) (6, 2)										0	0	0	0	1	0	0						
Lary Sorensen, R ERA: 4.72 Jeff Fischer, R ERA: 8.56 Bob McClure, L ERA: 3.99 Andy McGaffigan, R ERA: 2.48 (1, 1) (3, 1) (7, 1) (9, 1)	5.2 W 27 7 3 3 3 4 0 0 0 0 0 0 29 45 4.76 1.941																					
Inning Stats	R: 0 E: 0 K: 0 S: 4	H: 1 LOB: 1 BB: 0 P: 4	R: 0 E: 0 K: 2 S: 8	H: 1 LOB: 3 BB: 2 P: 16	R: 0 E: 0 K: 0 S: 3	H: 0 LOB: 0 BB: 0 P: 3	R: 0 E: 0 K: 1 S: 5	H: 0 LOB: 0 BB: 0 P: 5	R: 0 E: 0 K: 0 S: 4	H: 2 LOB: 1 BB: 0 P: 4	R: 3 E: 0 K: 0 S: 6	H: 3 LOB: 2 BB: 2 P: 14	R: 2 E: 0 K: 0 S: 5	H: 2 LOB: 2 BB: 0 P: 7	R: 0 E: 0 K: 1 S: 4	H: 0 LOB: 1 BB: 1 P: 8	R: 0 E: 0 K: 0 S: 3	H: 0 LOB: 0 BB: 0 P: 3	1B: 7 2B: 2 3B: 0 HR: 0	SF: 1 SAC: 0 DP: 2 HBP: 2	WP: 0 PB: 0 SB: 3 CS: 0	PA: 41
PITCHER	IP WLS BF H R ER SO BB IBB HBP BLK WP HR S P ERA WHIP																					
Les Lancaster, R ERA: 3.27 Dickie Noles, R ERA: 4.18 Ed Lynch, R ERA: 4.52 (1, 1) (6, 1) (7, 1)	0.2 6 2 2 2 0 0 0 2 0 0 0 4 6 27.00 3.000																					

Chicago Cubs @ Montreal Expos
Olympic Stadium, Montreal, QB
Mon Jun 29 1987, 7:05 PM EDT
Att: 15,117 - Unknown

AB	33
R	5
H	9
RBI	5
BB	5
SO	4
LOB	18



Batter	1	2	3	4	5	6	7	8	9	AB	R	H	RBI	BB	SO	LOB	TOP										
Dave Martinez, L (1, 8) OBP: 0.401, SLG: 0.408 Bob Demier, R (9, PH) OBP: 0.415, SLG: 0.529	4-0 2B BB		0-0 E 2B		0-0 1-3 1B		0-0 4-3		0-0 F3	3	1	2	0	1	0	0											
Jerry Mumphy, S (1, 7) OBP: 0.396, SLG: 0.486	0-3 K		0-0 E7 2H		0-0 1-3 1-2		0-0 F8		0-0 HR BB 1B	5	1	1	1	0	1	2											
Andre Dawson, R (1, 9) OBP: 0.319, SLG: 0.535	0-0 1-3 2B		1-0 HBP		0-0 F8		0-0 F8		0-0 BB 1B	4	0	2	0	0	0	1											
Leon Durham, L (1, 3) OBP: 0.369, SLG: 0.535	0-3 K		0-0 F7		0-3 K		0-0 4-3		0-0 BB 1-2 2-3 BB	4	0	0	0	1	2	5											
Keith Moreland, R (1, 5) OBP: 0.267, SLG: 0.407	0-0 5-3		0-0 B1		0-0 F9		0-0 2B		0-0 F4	5	0	1	0	0	0	7											
Jody Davis, R (1, 2) OBP: 0.314, SLG: 0.414		0-0 F7		0-0 5-3		0-0 5-3		0-3 K		4	0	0	0	0	1	1											
Paul Noce, R (1, 4) OBP: 0.351, SLG: 0.377	0-3 K		0-0 G1 2B		0-3 K				0-0 F9	4	0	1	0	0	2	0											
Mike Brumley, S (1, 6) Manny Trillo, R (9, PH) OBP: 0.336, SLG: 0.427	0-0 G3		0-0 G1		0-3 K		0-3 K		0-0 HR 1B	3	0	0	0	0	1	1											
Steve Trout, L (1, 1) OBP: 0.105, SLG: 0.105 Gar Mathews, R (4, PH) OBP: 0.289, SLG: 0.287 Ron Davis, R (4, 1) Brian Dayett, R (7, PH) OBP: 0.350, SLG: 0.615 Dickie Noles, R (7, 1) Ed Lynch, R (8, 1) OBP: 0.103, SLG: 0.100 Rafael Palmeiro, R (9, PH) OBP: 0.350, SLG: 0.550			0-0 F8		0-0 4-3		0-3 K		0-0 HR	1	0	0	0	0	0	0											
Inning Stats	R: 0 E: 0 K: 2 S: 8	H: 1 LOB: 2 BB: 1 P: 12	R: 0 E: 0 K: 1 S: 5	H: 0 LOB: 0 BB: 0 P: 5	R: 1 E: 1 K: 0 S: 5	H: 1 LOB: 2 BB: 0 P: 6	R: 0 E: 0 K: 0 S: 4	H: 1 LOB: 1 BB: 0 P: 4	R: 0 E: 0 K: 1 S: 6	H: 0 LOB: 0 BB: 0 P: 5	R: 0 E: 0 K: 1 S: 7	H: 0 LOB: 0 BB: 0 P: 7	R: 1 E: 0 K: 1 S: 7	H: 2 LOB: 1 BB: 0 P: 7	R: 2 E: 1 K: 0 S: 7	H: 3 LOB: 3 BB: 1 P: 11	1B: 3 2B: 4 3B: 0 HR: 2	SF: 0 SAC: 0 DP: 0 HBP: 1	WP: 0 PA: 41 PB: 0 SB: 0 CS: 0								
PITCHER	IP	WLS	BF	H	R	ER	SO	BB	IBB	HBP	BLK	WP	HR	S	P	ERA	WHIP										
Dennis Martinez, R (1, 1) ERA: 2.86	8.1	W	35	7	3	2	8	1	0	1	0	0	1	49	54	2.16	0.960										
Bob McClure, L (9, 1) ERA: 4.3	0.0		1	1	1	1	0	0	0	0	0	0	1	1	1	∞	∞										
Tim Burke, R (9, 1) ERA: 1.96	0.1	S	3	1	0	0	0	0	0	0	0	0	0	3	3	0.00	3.000										
Jeff Parrett, R (9, 1) ERA: 2.87	0.1	S	2	0	0	0	0	1	0	0	0	0	0	1	5	0.00	3.000										

Chicago Cubs @ Montreal Expos
Olympic Stadium, Montreal, QB
Tue Jun 30 1987, 7:05 PM EDT
Att: 13,777 - Unknown

AB 38
R 4
H 9
RBI 3
BB 2
SO 8
LOB 18



Batter	1	2	3	4	5	6	7	8	9	AB	R	H	RBI	BB	SO	LOB	BOTTOM										
Reid Nichols, R (1, 8) OBP: 0.321, SLG: 0.453 Herm Winningham, L (4, PH) OBP: 0.372, SLG: 0.465	0-0 F8		4-0 FC6-5 1B BB	0-0 CS 1B		0-3 K				1	1	0	0	1	0	0											
Mitch Webster, S (1, 9) OBP: 0.371, SLG: 0.423	0-0 G6-4-3 1B		0-0 FC6-5 1B 1-2 2-3F 6-3	0-0 CS 1-2	0-0 F7		4-0 BB			3	1	1	0	1	0	2											
Tim Raines, S (1, 7) OBP: 0.452, SLG: 0.560	0-0 G6-4-3 1-2		0-0 1B 1-3 2-H 6-3		0-3 K		0-0 4-3			4	1	1	1	0	1	2											
Tim Wallach, R (1, 5) OBP: 0.345, SLG: 0.505		0-0 4-3	0-0 6-3		0-3 K				0-3 K2-3	4	0	0	1	0	2	1											
Hubie Brooks, R (1, 6) OBP: 0.339, SLG: 0.491 Tom Foley, L (7, 6) OBP: 0.304, SLG: 0.385		4-0 1B BB	0-0 2B 1B			0-0 1B			0-0 3B	2	2	2	1	1	0	0											
Andres Galarraga, R (1, 3) OBP: 0.419, SLG: 0.537 Casey Candaele, S (8, PH) OBP: 0.342, SLG: 0.351		0-0 5-3	0-0 FC5 1B			0-3 K			1-0 HBP	3	0	1	1	0	1	2											
Vance Law, R (1, 4) OBP: 0.365, SLG: 0.426		0-0 1B	0-0 FC5			0-0 L4			0-0 1-3	4	0	1	1	0	0	3											
Mike Fitzgerald, R (1, 2) OBP: 0.318, SLG: 0.333		0-0 F8		0-0 F4		0-0 F5				3	0	0	0	0	0	2											
Dennis Martinez, R (1, 1) OBP: 0.167, SLG: 0.091 Bob McClure, R (9, 1) Tim Burke, R (9, 1) Jeff Parrett, R (9, 1)			4-0 FC6-5 BB BB	0-0 5-3					0-0 1-3	2	0	0	0	1	0	0											
Inning Stats	R: 0 E: 0 K: 0 S: 3	H: 1 LOB: 0 BB: 0 P: 3	R: 1 E: 0 K: 0 S: 4	H: 1 LOB: 1 BB: 1 P: 8	R: 4 E: 0 K: 0 S: 6	H: 3 LOB: 1 BB: 2 P: 14	R: 0 E: 0 K: 0 S: 3	H: 1 LOB: 0 BB: 0 P: 3	R: 0 E: 0 K: 2 S: 7	H: 0 LOB: 0 BB: 0 P: 7	R: 0 E: 0 K: 1 S: 6	H: 1 LOB: 1 BB: 0 P: 6	R: 0 E: 0 K: 1 S: 5	H: 0 LOB: 1 BB: 1 P: 9	R: 0 E: 0 K: 1 S: 5	H: 1 LOB: 1 BB: 0 P: 6	1B: 6 2B: 1 3B: 1 HR: 0	SF: 0 SAC: 0 DP: 1 HBP: 1	WP: 0 PA: 35 PB: 0 SB: 0 CS: 1								
PITCHER	IP	WLS	BF	H	R	ER	SO	BB	IBB	HBP	BLK	WP	HR	S	P	ERA	WHIP										
Steve Trout, L (1, 1) ERA: 3.95	3.0	L	16	5	5	5	0	3	0	0	0	0	0	16	16	0.00	0.667										
Ron Davis, R (4, 1) ERA: 3.97	3.0		10	2	0	0	3	0	0	0	0	0	0	16	16	0.00	0.667										
Dickie Noles, R (7, 1) ERA: 4.04	1.2		7	1	0	0	2	1	0	1	0	0	0	9	14	0.00	1.200										
Ed Lynch, R (8, 1) ERA: 4.5	0.1		1	0	0	0	0	0	0	0	0	0	0	1	1	0.00	0.000										

Chicago Cubs @ Montreal Expos
Olympic Stadium, Montreal, QB
Tue Jun 30 1987, 7:05 PM EDT
Att: 13,777 - Unknown

AB 29
R 5
H 8
RBI 5
BB 4
SO 5
LOB 12



Batter	1	2	3	4	5	6	7	8	9	AB	R	H	RBI	BB	SO	LOB	TOP			
Dave Martinez, L (1,8) OBP: 0.394, SLG: 0.400	F8		F8			K			K	4	0	0	0	0	2	0				
Jerry Mumphy, S (1,7) OBP: 0.399, SLG: 0.507				1-3						4	1	2	1	0	0	0				
Brian Dayett, R (9,7) OBP: 0.429, SLG: 0.615	1B					F7			HR	0	0	0	0	0	0	0				
Andre Dawson, R (1,9) OBP: 0.318, SLG: 0.529	P4			G3 BB					F8	3	0	0	0	1	0	1				
Leon Durham, L (1,3) OBP: 0.364, SLG: 0.526	K			G3					G1-4-3	4	0	0	0	0	2	2				
Keith Moreland, R (1,5) OBP: 0.265, SLG: 0.403		K								3	0	0	0	0	2	1				
Jody Davis, R (1,2) OBP: 0.311, SLG: 0.409		G1-5-3				K				3	0	0	0	0	2	0				
Paul Noce, R (1,4) OBP: 0.338, SLG: 0.361		P5				K				3	0	0	0	0	2	0				
Mike Brumley, S (1,6) OBP: 0.232, SLG: 0.308				F9						3	0	1	0	0	1	0				
Greg Maddux, R (1,1) OBP: 0.107, SLG: 0.107				K						3	0	0	0	0	3	1				
Inning Stats	R: 0 E: 0 K: 1 S: 6	H: 1 LOB: 1 BB: 0 P: 6	R: 0 E: 0 K: 1 S: 5	H: 0 LOB: 0 BB: 0 P: 5	R: 0 E: 0 K: 1 S: 5	H: 0 LOB: 0 BB: 1 P: 5	R: 0 E: 0 K: 0 S: 3	H: 0 LOB: 1 BB: 0 P: 7	R: 0 E: 0 K: 3 S: 9	H: 0 LOB: 0 BB: 0 P: 9	R: 0 E: 0 K: 2 S: 7	H: 0 LOB: 0 BB: 0 P: 7	R: 0 E: 0 K: 3 S: 10	H: 1 LOB: 1 BB: 0 P: 10	R: 1 E: 0 K: 1 S: 6	H: 1 LOB: 0 BB: 0 P: 6	1B: 2 2B: 0 3B: 0 HR: 1	SF: 0 SAC: 0 DP: 0 HBP: 0	WP: 0 PB: 0 SB: 0 CS: 0	PA: 31
PITCHER Bob Sebra, R (1,1) ERA: 4.07	IP: 9.0 WLS: L BF: 31	H: 3 R: 1 ER: 1 SO: 14	BB: 1 IBB: 0 HBP: 0 BLK: 0	WP: 0 HR: 1 S: 58 P: 62	ERA: 1.00 WHIP: 0.444															

Chicago Cubs @ Montreal Expos
Olympic Stadium, Montreal, QB
Wed Jul 01 1987, 7:05 PM EDT
Att: 15,740 - Unknown

AB	30
R	1
H	3
RBI	1
BB	1
SO	14
LOB	5



Batter	1	2	3	4	5	6	7	8	9	AB	R	H	RBI	BB	SO	LOB	BOTTOM					
Herm Winingham, L (1,8) OBP: 0.369, SLG: 0.456	5-3		F9			CS BB			F7	3	0	0	0	1	0	0						
Mitch Webster, S (1,9) OBP: 0.368, SLG: 0.419	B5-3			F7		CS	1-3			3	0	0	0	0	0	0						
Tim Raines, S (1,7) OBP: 0.455, SLG: 0.566	G3			E8 L1-5 2B			G1-6-3 1B			3	0	2	0	0	0	0						
Hubie Brooks, R (1,6) OBP: 0.331, SLG: 0.478		4-3		L1-5 3H			G1-6-3			3	0	0	0	0	0	2						
Andres Galarraga, R (1,3) OBP: 0.410, SLG: 0.535		CS 1B				5-3			6-3	3	0	1	0	0	0	0						
Tom Foley, L (1,4) OBP: 0.304, SLG: 0.383		1-2 1B				K			F9	3	0	1	0	0	1	0						
Vance Law, R (1,5) OBP: 0.361, SLG: 0.421		1-3				F8			K	3	0	0	0	0	1	1						
Jeff Reed, L (1,2) OBP: 0.217, SLG: 0.208										2	0	0	0	0	0	0						
Wallace Johnson, S (9,PH) OBP: 0.265, SLG: 0.378										1	0	0	0	0	0	0						
Bob Sebra, R (1,1) OBP: 0.138, SLG: 0.107										2	0	0	0	0	0	0						
Tim Wallach, R (9,PH) OBP: 0.344, SLG: 0.504										1	0	0	0	0	0	0						
Inning Stats	R: 0 E: 0 K: 0 S: 3	H: 0 LOB: 0 BB: 0 P: 3	R: 0 E: 0 K: 0 S: 4	H: 2 LOB: 1 BB: 0 P: 4	R: 0 E: 0 K: 0 S: 3	H: 0 LOB: 0 BB: 0 P: 3	R: 0 E: 1 K: 0 S: 3	H: 1 LOB: 0 BB: 0 P: 3	R: 0 E: 0 K: 1 S: 5	H: 0 LOB: 0 BB: 0 P: 5	R: 0 E: 0 K: 0 S: 2	H: 0 LOB: 0 BB: 1 P: 6	R: 0 E: 0 K: 0 S: 3	H: 1 LOB: 0 BB: 0 P: 3	R: 0 E: 0 K: 1 S: 5	H: 0 LOB: 0 BB: 0 P: 5	R: 0 E: 0 K: 0 S: 3	H: 0 LOB: 0 BB: 0 P: 3	1B: 3 2B: 2 3B: 0 HR: 0	SF: 0 SAC: 0 DP: 2 HBP: 0	WP: 0 PB: 0 SB: 0 CS: 2	PA: 29
PITCHER Greg Maddux, R (1,1) ERA: 4.44	IP: 9.0 WLS: W BF: 28	H: 4 R: 0 ER: 0 SO: 2	BB: 1 IBB: 0 HBP: 0 BLK: 0	WP: 0 HR: 0 S: 31 P: 35	ERA: 0.00 WHIP: 0.556																	

Chicago Cubs @ Montreal Expos
Olympic Stadium, Montreal, QB
Wed Jul 01 1987, 7:05 PM EDT
Att: 15,740 - Unknown

AB	27
R	0
H	4
RBI	0
BB	1
SO	2
LOB	3



Batter	1	2	3	4	5	6	7	8	9	AB	R	H	RBI	BB	SO	LOB	TOP			
Shane Mack, R OBP: 0.324, SLG: 0.376	F8			6-3		E6 4-3 1B				4	1	2	0	0	0	0	San Diego Padres @ Montreal Expos Olympic Stadium, Montreal, QB Sat Jul 04 1987, 7:05 PM EDT Att: 20,905 - Unknown			
Randy Ready, R OBP: 0.407, SLG: 0.433 Luis Salazar, R OBP: 0.333, SLG: 0.363	FC4-6 1B			1-3 BB		4-3	F4			3	0	1	0	1	0	3				
Tony Gwynn, L OBP: 0.448, SLG: 0.528	FC4-6 1-2 CS			1-3		F9 1B		F8		4	0	1	1	0	0	2				
Carmelo Martinez, R OBP: 0.370, SLG: 0.444 Marvell Wynne, L OBP: 0.357, SLG: 0.360	CS 1-2	F6		P3		F9 1B		K		4	0	1	0	0	1	1				
Kevin Mitchell, R OBP: 0.313, SLG: 0.398		F8			HR	F9 1B		F2		4	1	1	0	0	0	2				
John Kruk, L OBP: 0.451, SLG: 0.487		G3			HR	FC6-4 1-2		4-3		4	1	1	2	0	0	2				
Benito Santiago, R OBP: 0.299, SLG: 0.395			F9		F8		6-3			4	0	1	0	0	0	0				
Garry Templeton, S OBP: 0.264, SLG: 0.254 Rich Gossage, R			F9		6-3		5-3			4	0	0	0	0	0	1				
Ed Whitson, R OBP: 0.088, SLG: 0.118 Lance McCullers, S OBP: 0.310, SLG: 0.383 Tim Flannery, L OBP: 0.350, SLG: 0.276			F4		F7		1B 2B			3	0	1	0	0	0	0				
Inning Stats	R: 0 E: 0 K: 0 S: 3	H: 1 LOB: 0 BB: 0 P: 3	R: 0 E: 0 K: 0 S: 3	H: 0 LOB: 0 BB: 0 P: 3	R: 0 E: 0 K: 0 S: 3	H: 0 LOB: 1 BB: 1 P: 7	R: 2 E: 0 K: 0 S: 5	H: 2 LOB: 0 BB: 0 P: 5	R: 1 E: 1 K: 0 S: 6	H: 3 LOB: 2 BB: 0 P: 6	R: 0 E: 0 K: 0 S: 5	H: 2 LOB: 2 BB: 0 P: 5	R: 0 E: 0 K: 0 S: 5	H: 0 LOB: 0 BB: 0 P: 5	R: 0 E: 0 K: 0 S: 3	H: 1 LOB: 0 BB: 0 P: 3		1B: 7 2B: 1 3B: 0 HR: 1	SF: 0 SAC: 0 DP: 0 HBP: 0	WP: 0 PB: 0 SB: 0 CS: 2
PITCHER	IP	WLS	BF	H	R	ER	SO	BB	IBB	HBP	BLK	WP	HR	S	P	ERA	WHIP			
Neal Heaton, L ERA: 4.3 Tim Burke, R ERA: 1.67	7.0		29	8	3	3	0	1	0	0	0	0	1	28	32	3.86	1.286			


Batter	1	2	3	4	5	6	7	8	9	AB	R	H	RBI	BB	SO	LOB	BOTTOM			
Casey Candaele, S OBP: 0.340, SLG: 0.348	K		F8		1-3		CS	FC1-5 BLK 1B		4	0	1	0	0	1	0	San Diego Padres @ Montreal Expos Olympic Stadium, Montreal, QB Sat Jul 04 1987, 7:05 PM EDT Att: 20,905 - Unknown			
Mitch Webster, S OBP: 0.368, SLG: 0.416	K					F8		FC1-5 CS		4	0	1	0	0	1	1				
Tim Raines, S OBP: 0.448, SLG: 0.550	3B BB		L5			K		F7 1-2		3	1	0	0	1	1	2				
Tim Wallach, R OBP: 0.348, SLG: 0.507				5-3 BB		F8		6-3		3	0	1	1	1	0	0				
Hubie Brooks, R OBP: 0.333, SLG: 0.496	F9			5-3 1-3			HR 1B			4	2	2	1	0	0	2				
Andres Galarraga, R OBP: 0.466, SLG: 0.538		F8		K		HR				3	1	1	2	0	1	1				
Herm Winningham, L OBP: 0.362, SLG: 0.444			G6-4-3 1B		F9		K			3	0	1	0	0	1	1				
Jeff Reed, L OBP: 0.209, SLG: 0.200		G6-4-3 1-2				K		1-3		3	0	0	0	0	1	1				
Neal Heaton, L OBP: 0.255, SLG: 0.261 Tom Foley, L OBP: 0.310, SLG: 0.383 Tim Burke, R			5-3		G3			CS BB		2	0	0	0	0	0	0				
Inning Stats	R: 1 E: 0 K: 2 S: 8	H: 1 LOB: 1 BB: 1 P: 12	R: 0 E: 0 K: 0 S: 3	H: 1 LOB: 0 BB: 0 P: 3	R: 0 E: 0 K: 0 S: 4	H: 1 LOB: 1 BB: 0 P: 4	R: 0 E: 0 K: 1 S: 5	H: 0 LOB: 0 BB: 1 P: 9	R: 0 E: 0 K: 1 S: 5	H: 0 LOB: 0 BB: 0 P: 5	R: 2 E: 0 K: 1 S: 6	H: 2 LOB: 0 BB: 1 P: 10	R: 0 E: 0 K: 0 S: 3	H: 1 LOB: 0 BB: 0 P: 3	R: 1 E: 0 K: 0 S: 2	H: 1 LOB: 0 BB: 0 P: 2		1B: 4 2B: 0 3B: 1 HR: 2	SF: 0 SAC: 0 DP: 1 HBP: 0	WP: 0 PB: 0 SB: 0 CS: 2
PITCHER	IP	WLS	BF	H	R	ER	SO	BB	IBB	HBP	BLK	WP	HR	S	P	ERA	WHIP			
Ed Whitson, R ERA: 4.47 Lance McCullers, R ERA: 4.42 Rich Gossage, R ERA: 2.45	6.0		23	4	2	2	5	2	0	0	0	0	1	8	12	4.50	1.500			



Batter	1	2	3	4	5	6	7	8	9	AB	R	H	RBI	BB	SO	LOB	TOP										
Marvell Wynne, L OBP: 0.346, SLG: 0.348 Rich Gossage, R	4-3		B1-3		F7			K		4	0	0	0	0	1	0											
Tony Gwynn, L OBP: 0.446, SLG: 0.534	HR		F8			6-3		K	4	1	1	1	0	1	0												
Chris Brown, R OBP: 0.297, SLG: 0.412	4-3		K			6-3		6-3	4	0	0	0	0	0	1	0											
John Kruk, L OBP: 0.452, SLG: 0.500	2B			4-3		F8		HR	3	2	1	1	1	0	0												
Benito Santiago, R OBP: 0.305, SLG: 0.404	2B			BB			K	WP	4	0	3	1	0	1	0												
Tim Flannery, L OBP: 0.354, SLG: 0.272	G3			1B		F7		FC6-4	2	0	0	0	2	0	1												
Shane Mack, R OBP: 0.321, SLG: 0.381				G1-4-3		G1-4-3		FC6-4	4	0	1	0	0	0	4												
Luis Salazar, R OBP: 0.327, SLG: 0.356 Stan Jefferson, S OBP: 0.309, SLG: 0.303	F6					K		F8	2	0	0	0	0	1	1												
Jimmy Jones, R OBP: 0.176, SLG: 0.176 Mark Davis, L OBP: 0.217, SLG: 0.348 Jim Steels, L OBP: 0.282, SLG: 0.217 Garry Templeton, S OBP: 0.264, SLG: 0.254	5-3					6-3		4-3	2	0	0	0	0	0	1												
Inning Stats	R: 2 E: 0 K: 0 S: 5	H: 2 LOB: 1 BB: 1 P: 9	R: 0 E: 0 K: 0 S: 3	H: 1 LOB: 0 BB: 0 P: 3	R: 0 E: 0 K: 1 S: 5	H: 0 LOB: 0 BB: 0 P: 5	R: 0 E: 0 K: 0 S: 3	H: 1 LOB: 1 BB: 1 P: 7	R: 0 E: 0 K: 1 S: 5	H: 0 LOB: 0 BB: 0 P: 5	R: 0 E: 0 K: 1 S: 5	H: 0 LOB: 0 BB: 0 P: 5	R: 0 E: 0 K: 1 S: 5	H: 0 LOB: 0 BB: 0 P: 5	R: 1 E: 0 K: 1 S: 7	H: 2 LOB: 2 BB: 1 P: 11	1B: 2 2B: 2 3B: 0 HR: 2	SF: 0 SAC: 0 DP: 1 HBP: 0	WP: 1 PB: 0 SB: 1 CS: 1	PA: 34							
PITCHER	IP	WLS	BF	H	R	ER	SO	BB	IBB	HBP	BLK	WP	HR	S	P	ERA	WHIP										
Bryn Smith, R ERA: 5.4 Jeff Parrett, R ERA: 2.7	7.0		25	4	2	2	3	2	0	0	0	0	1	29	37	2.57	0.857										
	2.0	L	9	2	1	1	2	1	0	0	0	1	1	12	16	4.50	1.500										

San Diego Padres @ Montreal Expos
Olympic Stadium, Montreal, QB
Sun Jul 05 1987, 3:33 AM EDT
Att: 20,563 - Unknown


AB 31
R 3
H 6
RBI 3
BB 3
SO 5
LOB 7



Batter	1	2	3	4	5	6	7	8	9	AB	R	H	RBI	BB	SO	LOB	BOTTOM										
Casey Candaele, S OBP: 0.341, SLG: 0.346	F8		F8		1B				4-3	4	0	1	0	1	0	1											
Mitch Webster, S OBP: 0.373, SLG: 0.418	F7				1B					3	1	2	0	0	0	0											
Tim Raines, S OBP: 0.441, SLG: 0.541	F5		F8							4	0	0	0	0	0	5											
Tim Wallach, R OBP: 0.347, SLG: 0.507		E6		4-3				K	4	1	1	1	0	1	0												
Hubie Brooks, R OBP: 0.331, SLG: 0.488		1B		1-3				K	4	0	1	0	0	1	1												
Andres Galarraga, R OBP: 0.403, SLG: 0.534		1B		6-3				K	4	0	1	1	0	1	1												
Herm Winningham, L OBP: 0.360, SLG: 0.439		K			5-3				4	0	1	0	0	1	2												
Mike Fitzgerald, R OBP: 0.325, SLG: 0.331		G5-3			6-3				3	0	1	0	0	0	2												
Bryn Smith, R OBP: 0.250, SLG: 0.389 Tom Foley, L OBP: 0.310, SLG: 0.383 Vance Law, R OBP: 0.360, SLG: 0.419 Jeff Parrett, R OBP: 0.280, SLG: 0.391					F8					2	0	1	0	0	0	0											
Inning Stats	R: 0 E: 0 K: 0 S: 3	H: 2 LOB: 0 BB: 0 P: 3	R: 1 E: 1 K: 1 S: 7	H: 2 LOB: 1 BB: 0 P: 7	R: 0 E: 0 K: 0 S: 3	H: 0 LOB: 1 BB: 0 P: 4	R: 0 E: 0 K: 0 S: 3	H: 0 LOB: 0 BB: 0 P: 3	R: 0 E: 0 K: 0 S: 4	H: 2 LOB: 2 BB: 0 P: 4	R: 1 E: 0 K: 0 S: 5	H: 2 LOB: 1 BB: 0 P: 5	R: 0 E: 0 K: 0 S: 5	H: 2 LOB: 3 BB: 1 P: 9	R: 0 E: 0 K: 3 S: 9	H: 0 LOB: 0 BB: 0 P: 9	R: 0 E: 0 K: 0 S: 4	H: 2 LOB: 1 BB: 0 P: 4	1B: 8 2B: 2 3B: 0 HR: 0	SF: 0 SAC: 1 DP: 1 HBP: 1	WP: 0 PB: 0 SB: 1 CS: 0	PA: 37					
PITCHER	IP	WLS	BF	H	R	ER	SO	BB	IBB	HBP	BLK	WP	HR	S	P	ERA	WHIP										
Jiminy Jones, R ERA: 4.62 Mark Davis, L ERA: 4.67 Rich Gossage, R ERA: 2.25	6.1		26	7	2	1	1	0	0	0	0	0	0	3	7	0.00	3.000										
	2.0	W	7	2	0	0	3	0	0	0	0	0	0	13	13	0.00	1.000										

San Diego Padres @ Montreal Expos
Olympic Stadium, Montreal, QB
Sun Jul 05 1987, 3:33 AM EDT
Att: 20,563 - Unknown

AB 34
R 2
H 10
RBI 2
BB 1
SO 4
LOB 13



Batter	1	2	3	4	5	6	7	8	9	AB	R	H	RBI	BB	SO	LOB	TOP			
Herm Winningham, L (1,8) OBP: 0.357, SLG: 0.435	L3		6-3			6-3											4 0 1 1 0 0 0			
Mitch Webster, S (1,9) OBP: 0.371, SLG: 0.416	F7		K					F7									4 0 1 0 0 1 1			
Tim Raines, S (1,7) OBP: 0.435, SLG: 0.531	K		4-3			F7-3											4 0 0 0 0 1 1			
Tim Wallach, R (1,5) OBP: 0.346, SLG: 0.503		5-3															4 0 1 0 0 0 0			
Hubie Brooks, R (1,6) OBP: 0.329, SLG: 0.504		HR						F7									4 1 1 1 0 1 1			
Andres Galarraga, R (1,3) OBP: 0.461, SLG: 0.529		6-3				K											4 0 1 0 0 2 0			
Vance Law, R (1,4) OBP: 0.358, SLG: 0.414		2B				K		F2									3 1 0 0 1 2 2			
Jeff Reed, L (1,2) OBP: 0.225, SLG: 0.241		2B				4-3											3 1 2 1 0 0 0			
Dennis Martinez, R (1,1) OBP: 0.154, SLG: 0.083		6-3				6-3											1 0 0 0 0 0 1			
Jay Tibbs, R (3,1) OBP: 0.192, SLG: 0.130																	1 0 0 0 0 0 0			
Tom Foley, L (6,PH) OBP: 0.308, SLG: 0.380																	1 0 0 0 0 0 1			
Andy McGaffigan, R (8,1) OBP: 0.308, SLG: 0.380																	0 0 0 0 0 0 0			
Inning Stats	R: 0 E: 0 K: 1 S: 5	H: 0 LOB: 0 BB: 0 P: 5	R: 2 E: 0 K: 0 S: 5	H: 2 LOB: 1 BB: 1 P: 9	R: 0 E: 0 K: 1 S: 5	H: 0 LOB: 0 BB: 0 P: 5	R: 0 E: 0 K: 2 S: 7	H: 0 LOB: 0 BB: 0 P: 7	R: 0 E: 0 K: 1 S: 5	H: 1 LOB: 0 BB: 0 P: 3	R: 0 E: 0 K: 1 S: 5	H: 0 LOB: 0 BB: 0 P: 5	R: 1 E: 0 K: 0 S: 5	H: 2 LOB: 1 BB: 0 P: 5	R: 0 E: 0 K: 1 S: 7	H: 2 LOB: 2 BB: 0 P: 7	1B: 4 2B: 3 3B: 0 HR: 1	SF: 0 SAC: 0 DP: 1 HBP: 0	WP: 0 PB: 0 SB: 0 CS: 0	PA: 34
PITCHER	IP WLS BF H R ER SO BB IBB HBP BLK WP HR S P ERA WHIP																			
Danny Darwin, R (1,1) ERA: 3.51	8.0 W 29 5 3 3 6 1 0 0 0 0 0 1 40 44 3.38 0.750																			
Dave Meads, L (9,1) ERA: 5.93	1.0 5 2 0 0 1 0 0 0 0 0 0 0 7 7 0.00 2.000																			

Montreal Expos @ Houston Astros
Astrodome, Houston, TX
Mon Jul 06 1987, 8:05 PM EDT
Att: 17,312 - Unknown

AB	33
R	3
H	7
RBI	3
BB	1
SO	7
LOB	7



Batter	1	2	3	4	5	6	7	8	9	AB	R	H	RBI	BB	SO	LOB	BOTTOM			
Billy Hatcher, R (1,8) OBP: 0.374, SLG: 0.444	BB 1B																1 1 1 0 1 0 0			
Chuck Jackson, R (3,8) OBP: 0.278, SLG: 0.303	SF8	2B															3 0 1 1 0 1 2			
Bill Doran, S (1,4) OBP: 0.350, SLG: 0.409	SF8	4-3															3 1 2 1 2 0 3			
Denny Walling, L (1,5) OBP: 0.365, SLG: 0.442	4-3																4 0 2 2 1 0 3			
Glenn Davis, R (1,3) OBP: 0.339, SLG: 0.517	SF8																4 1 1 1 0 0 4			
Kevin Bass, S (1,9) OBP: 0.349, SLG: 0.458	4-3																5 1 2 1 0 1 3			
Dave Meads, L (9,1) OBP: 0.500, SLG: 0.333																	0 0 0 0 0 0 0			
Jose Cruz, L (1,7) OBP: 0.317, SLG: 0.412	F1																5 1 1 1 0 0 4			
Alan Ashby, S (1,2) OBP: 0.391, SLG: 0.489																	3 2 2 2 1 1 0			
Terry Puhl, L (6,PH) OBP: 0.282, SLG: 0.256																	1 0 0 0 0 0 1			
Craig Reynolds, L (1,6) OBP: 0.314, SLG: 0.379																	5 1 1 0 0 2 4			
Danny Darwin, R (1,1) OBP: 0.158, SLG: 0.216																	3 1 1 0 1 2 1			
Ronn Reynolds, R (9,2) OBP: 0.173, SLG: 0.196																	0 0 0 0 0 0 0			
Inning Stats	R: 2 E: 0 K: 0 S: 4	H: 1 LOB: 1 BB: 2 P: 12	R: 1 E: 0 K: 2 S: 10	H: 3 LOB: 2 BB: 0 P: 10	R: 3 E: 0 K: 2 S: 10	H: 3 LOB: 0 BB: 0 P: 10	R: 0 E: 0 K: 0 S: 3	H: 0 LOB: 1 BB: 1 P: 7	R: 1 E: 0 K: 1 S: 7	H: 2 LOB: 3 BB: 2 P: 15	R: 0 E: 0 K: 0 S: 4	H: 1 LOB: 1 BB: 0 P: 4	R: 2 E: 0 K: 2 S: 10	H: 3 LOB: 2 BB: 1 P: 14	R: 0 E: 0 K: 0 S: 4	H: 1 LOB: 1 BB: 0 P: 4	1B: 9 2B: 4 3B: 0 HR: 1	SF: 1 SAC: 0 DP: 0 HBP: 0	WP: 0 PB: 0 SB: 0 CS: 0	PA: 44
PITCHER	IP WLS BF H R ER SO BB IBB HBP BLK WP HR S P ERA WHIP																			
Dennis Martinez, R (1,1) ERA: 4.14	16 L 16 7 6 6 3 2 0 0 0 0 0 0 20 28 23.14 3.857																			
Jay Tibbs, R (3,1) ERA: 5.56	4.2 24 6 3 3 4 4 0 0 0 0 0 0 28 44 5.79 2.143																			
Andy McGaffigan, R (8,1) ERA: 2.44	1.0 4 1 0 0 0 0 0 0 0 0 0 0 4 4 0.00 1.000																			

Montreal Expos @ Houston Astros
Astrodome, Houston, TX
Mon Jul 06 1987, 8:05 PM EDT
Att: 17,312 - Unknown

AB	37
R	9
H	14
RBI	9
BB	6
SO	7
LOB	25



Batter	1	2	3	4	5	6	7	8	9	AB	R	H	RBI	BB	SO	LOB	TOP					
Casey Candaele, S (1,7) OBP: 0.342, SLG: 0.347										5	1	2	0	0	0	2						
Mitch Webster, S (1,9) OBP: 0.370, SLG: 0.412										3	0	0	0	0	1	1						
Andres Calarraga, R (1,3) OBP: 0.403, SLG: 0.527										3	0	1	1	1	0	0						
Tim Wallach, R (1,5) OBP: 0.348, SLG: 0.502										3	0	1	0	0	0	2						
Hubie Brooks, R (1,6) OBP: 0.319, SLG: 0.489										4	0	0	0	0	0	6						
Reid Nichols, R (1,8) OBP: 0.318, SLG: 0.456										4	1	1	0	0	0	1						
Herm Winningham, L (9,8) OBP: 0.357, SLG: 0.435										0	0	0	0	0	0	0						
Vance Law, R (1,4) OBP: 0.356, SLG: 0.411										4	0	1	0	0	0	1						
Mike Fitzgerald, R (1,2) OBP: 0.317, SLG: 0.322										4	0	0	0	0	1	2						
Bob Sebra, R (1,1) OBP: 0.156, SLG: 0.129										3	0	1	1	0	0	0						
Inning Stats	R: 0 E: 0 K: 0 S: 4	H: 1 LOB: 2 BB: 1 P: 8	R: 1 E: 0 K: 0 S: 5	H: 2 LOB: 1 BB: 0 P: 5	R: 0 E: 0 K: 0 S: 3	H: 0 LOB: 0 BB: 0 P: 3	R: 0 E: 0 K: 0 S: 3	H: 0 LOB: 0 BB: 0 P: 3	R: 1 E: 0 K: 1 S: 7	H: 2 LOB: 3 BB: 0 P: 9	R: 0 E: 0 K: 0 S: 3	H: 0 LOB: 0 BB: 0 P: 3	R: 0 E: 0 K: 1 S: 5	H: 0 LOB: 0 BB: 0 P: 5	R: 0 E: 0 K: 0 S: 4	H: 1 LOB: 1 BB: 0 P: 4	R: 0 E: 0 K: 0 S: 4	H: 1 LOB: 1 BB: 0 P: 4	1B: 6 2B: 1 3B: 0 HR: 0	SF: 0 SAC: 1 DP: 0 HBP: 2	WP: 0 PB: 0 SB: 1 CS: 0	PA: 37
PITCHER	IP WLS BF H R ER SO BB IBB HBP BLK WP HR S P ERA WHIP																					
Bob Knepper, L (1,1) ERA: 6.34	8.0 L 33 6 2 2 2 1 0 2 0 0 0 34 40 2.25 0.875																					
Rocky Childress, R (9,1) ERA: 2.16	1.0 4 1 0 0 0 0 0 0 0 0 0 4 4 0.00 1.000																					

Montreal Expos @ Houston Astros
Astrodome, Houston, TX
Tue Jul 07 1987, 8:05 PM EDT
Att: 18,849 - Unknown

AB	33
R	2
H	7
RBI	2
BB	1
SO	2
LOB	15



Batter	1	2	3	4	5	6	7	8	9	AB	R	H	RBI	BB	SO	LOB	BOTTOM					
Bill Doran, S (1,4) OBP: 0.349, SLG: 0.407										4	0	1	0	0	1	0						
Denny Walling, L (1,5) OBP: 0.357, SLG: 0.432										4	0	0	0	0	1	1						
Kevin Bass, S (1,9) OBP: 0.345, SLG: 0.452										4	0	0	0	0	0	1						
Glenn Davis, R (1,3) OBP: 0.338, SLG: 0.513										4	0	1	0	0	0	0						
Alan Ashby, S (1,2) OBP: 0.390, SLG: 0.487										3	0	1	0	0	1	1						
Jose Cruz, L (1,7) OBP: 0.318, SLG: 0.411										3	0	1	0	0	1	1						
Craig Reynolds, L (1,6) OBP: 0.310, SLG: 0.372										3	0	0	0	0	0	3						
Chuck Jackson, R (1,8) OBP: 0.280, SLG: 0.304										3	0	1	0	0	1	0						
Bob Knepper, L (1,1) OBP: 0.130, SLG: 0.182										2	0	0	0	0	0	0						
Terry Puhl, L (8,PH) OBP: 0.259, SLG: 0.253										1	0	0	0	0	1	0						
Rocky Childress, R (9,1) ERA: 3.7										0	0	0	0	0	0	0						
Inning Stats	R: 0 E: 0 K: 1 S: 5	H: 0 LOB: 0 BB: 0 P: 5	R: 0 E: 0 K: 0 S: 5	H: 3 LOB: 2 BB: 0 P: 5	R: 0 E: 0 K: 0 S: 4	H: 1 LOB: 1 BB: 0 P: 4	R: 0 E: 0 K: 2 S: 8	H: 1 LOB: 1 BB: 0 P: 8	R: 0 E: 0 K: 2 S: 7	H: 0 LOB: 0 BB: 0 P: 7	R: 0 E: 0 K: 0 S: 3	H: 0 LOB: 0 BB: 0 P: 3	R: 0 E: 0 K: 0 S: 3	H: 0 LOB: 0 BB: 0 P: 3	R: 0 E: 0 K: 1 S: 5	H: 0 LOB: 0 BB: 0 P: 5	R: 0 E: 0 K: 0 S: 3	H: 0 LOB: 0 BB: 0 P: 3	1B: 5 2B: 0 3B: 0 HR: 0	SF: 0 SAC: 0 DP: 0 HBP: 0	WP: 0 PB: 0 SB: 1 CS: 0	PA: 31
PITCHER	IP WLS BF H R ER SO BB IBB HBP BLK WP HR S P ERA WHIP																					
Bob Sebra, R (1,1) ERA: 3.7	9.0 W 31 5 0 0 6 0 0 0 0 0 0 43 43 0.00 0.556																					

Montreal Expos @ Houston Astros
Astrodome, Houston, TX
Tue Jul 07 1987, 8:05 PM EDT
Att: 18,849 - Unknown

AB	31
R	0
H	5
RBI	0
BB	0
SO	6
LOB	7



Batter	1	2	3	4	5	6	7	8	9	AB	R	H	RBI	BB	SO	LOB	TOP								
Casey Candaele, S (1,9) OBP: 0.340, SLG: 0.345	G3		4-3		L5		K		1B	5	0	1	0	0	1	1	Montreal Expos @ Houston Astros Astrodome, Houston, TX Wed Jul 08 1987, 8:05 PM EDT Att: 17,776 - Unknown								
Herm Winningham, L (1,8) OBP: 0.353, SLG: 0.424	4-3		BB		6-3			L1	K	4	0	0	0	1	1	3									
Tim Raines, S (1,7) OBP: 0.432, SLG: 0.526	1B		K		F7			4-3		4	1	1	0	0	1	1									
Tim Wallach, R (1,5) OBP: 0.349, SLG: 0.502	1B		5-3		K			FC4-6	1B	4	0	2	1	0	1	1									
Hubie Brooks, R (1,6) OBP: 0.311, SLG: 0.475	F7				K			5-3	FC4-6	4	0	0	0	0	1	2									
Andres Galaraga, R (1,3) OBP: 0.397, SLG: 0.520		4-3			F9			K		4	0	0	0	0	2	0									
Vance Law, R (1,4) OBP: 0.366, SLG: 0.430		1B					SH1-4	BB	FC4-2	3	0	3	0	1	0	0									
Jeff Reed, L (1,2) OBP: 0.226, SLG: 0.233		K			BB		K		FC4-2	3	0	0	0	1	2	3									
Floyd Youmans, R (1,1) OBP: 0.250, SLG: 0.458		K			BB		SH1-4		1B	3	0	1	0	0	2	3									
Inning Stats	R: 1 E: 0 K: 0 S: 5	H: 2 LOB: 1 BB: 0 P: 5	R: 0 E: 0 K: 2 S: 8	H: 1 LOB: 1 BB: 0 P: 8	R: 0 E: 0 K: 1 S: 5	H: 0 LOB: 1 BB: 1 P: 9	R: 0 E: 0 K: 2 S: 8	H: 1 LOB: 2 BB: 1 P: 12	R: 0 E: 0 K: 0 S: 3	H: 0 LOB: 0 BB: 0 P: 3	R: 0 E: 0 K: 2 S: 7	H: 0 LOB: 0 BB: 0 P: 7	R: 0 E: 0 K: 1 S: 4	H: 0 LOB: 1 BB: 1 P: 11	R: 0 E: 0 K: 0 S: 4	H: 1 LOB: 1 BB: 0 P: 4	R: 0 E: 0 K: 2 S: 10	H: 3 LOB: 3 BB: 0 P: 10	1B: 6 2B: 1 3B: 1 HR: 0	SF: 0 SAC: 1 DP: 0 HBP: 0	WP: 0 PB: 0 SB: 3 CS: 0	PA: 38			
PITCHER	IP	WLS	BF	H	R	ER	SO	BB	IBB	HBP	BLK	WP	HR	S	P	ERA	WHIP								
Nolan Ryan, R (1,1) ERA: 3.17	7.0	L	28	4	1	1	9	3	0	0	0	0	0	43	55	1.29	1.000								
Larry Andersen, R (8,1) ERA: 2.91	2.0		10	4	0	0	2	0	0	0	0	0	0	14	14	0.00	2.000								

AB	34
R	1
H	8
RBI	1
BB	3
SO	11
LOB	14




Batter	1	2	3	4	5	6	7	8	9	AB	R	H	RBI	BB	SO	LOB	BOTTOM								
Gerald Young, S (1,8)	F9				F8			F7	F9	4	0	0	0	0	0	1	Montreal Expos @ Houston Astros Astrodome, Houston, TX Wed Jul 08 1987, 8:05 PM EDT Att: 17,776 - Unknown								
Bill Doran, S (1,4)	4-3				F6		BB	G5-4-3	F8	3	0	0	0	1	0	0									
Denny Walling, L (1,5)	F7				F5			K		3	0	0	0	0	1	1									
Glenn Davis, R (1,3) OBP: 0.335, SLG: 0.508		K						F2	G5-4-3	3	0	0	0	0	1	1									
Kevin Bass, S (1,9) OBP: 0.345, SLG: 0.451		3-1						F8	SH5-3	3	0	1	0	0	0	0									
Jose Cruz, L (1,7) OBP: 0.315, SLG: 0.408		F8						K	SH5-3	2	0	0	0	0	1	0									
Alan Ashby, S (1,2) OBP: 0.389, SLG: 0.482					3-1			SH2-4	BB	2	0	0	0	1	0	1									
Craig Reynolds, L (1,6) OBP: 0.305, SLG: 0.366					F9			F3	F4	3	0	0	0	0	2	2									
Nolan Ryan, R (1,1) OBP: 0.094, SLG: 0.161					4-3			SH2-4		1	0	0	0	0	0	0									
Larry Andersen, R (8,1)										0	0	0	0	0	0	0									
Terry Puhl, L (9,PH) OBP: 0.256, SLG: 0.250								1-2	F5	1	0	0	0	0	0	0									
Inning Stats	R: 0 E: 0 K: 0 S: 3	H: 0 LOB: 0 BB: 0 P: 3	R: 0 E: 0 K: 1 S: 5	H: 0 LOB: 0 BB: 0 P: 5	R: 0 E: 0 K: 0 S: 3	H: 0 LOB: 0 BB: 0 P: 3	R: 0 E: 0 K: 0 S: 3	H: 0 LOB: 0 BB: 0 P: 3	R: 0 E: 0 K: 1 S: 5	H: 0 LOB: 0 BB: 0 P: 5	R: 0 E: 0 K: 0 S: 3	H: 0 LOB: 1 BB: 1 P: 7	R: 0 E: 0 K: 1 S: 4	H: 0 LOB: 0 BB: 1 P: 8	R: 0 E: 0 K: 0 S: 4	H: 1 LOB: 1 BB: 0 P: 4	R: 0 E: 0 K: 0 S: 3	H: 0 LOB: 0 BB: 0 P: 3	1B: 1 2B: 0 3B: 0 HR: 0	SF: 0 SAC: 2 DP: 1 HBP: 0	WP: 0 PB: 0 SB: 0 CS: 0	PA: 29			
PITCHER	IP	WLS	BF	H	R	ER	SO	BB	IBB	HBP	BLK	WP	HR	S	P	ERA	WHIP								
Floyd Youmans, R (1,1) ERA: 4.03	9.0	W	29	1	0	0	3	2	0	0	0	0	0	33	41	0.00	0.333								




Batter	1	2	3	4	5	6	7	8	9	AB	R	H	RBI	BB	SO	LOB	TOP			
Casey Candaele, S (1,4) OBP: 0.342, SLG: 0.345										3	1	1	0	1	0	0	Montreal Expos @ Cincinnati Reds Riverfront Stadium, Cincinnati, OH Thu Jul 09 1987, 7:05 PM EDT Att: 19,068 - Unknown			
Mitch Webster, S (1,9) OBP: 0.388, SLG: 0.410										4	0	1	0	0	0	1				
Tim Raines, S (1,7) OBP: 0.429, SLG: 0.521										4	0	1	1	0	0	2				
Tim Wallach, R (1,5) OBP: 0.348, SLG: 0.498										4	0	1	0	0	0	1				
Hubie Brooks, R (1,6) OBP: 0.303, SLG: 0.462										4	0	0	0	0	1	3				
Herm Winningham, L (1,8) Reid Nichols, R (9, PH) OBP: 0.347, SLG: 0.417 OBP: 0.314, SLG: 0.450										3	0	0	0	0	1	0				
Vance Law, R (1,3) OBP: 0.371, SLG: 0.445										3	1	2	1	1	1	0				
Mike Fitzgerald, R (1,2) OBP: 0.310, SLG: 0.313										4	0	0	0	0	1	2				
Neal Heaton, L (1,1) Jay Tibbs, R (3,1) Tom Foley, L (6, PH) Andy McGaffigan, R (8,1) Wallace Johnson, S (7, PH) Tim Burke, R (7,1)										1	0	0	0	0	0	0				
Inning Stats	R: 1 E: 0 K: 0 S: 4	H: 1 LOB: 0 BB: 0 P: 4	R: 0 E: 0 K: 2 S: 8	H: 1 LOB: 1 BB: 0 P: 8	R: 0 E: 0 K: 0 S: 3	H: 0 LOB: 0 BB: 0 P: 3	R: 0 E: 0 K: 0 S: 3	H: 0 LOB: 0 BB: 0 P: 3	R: 0 E: 0 K: 2 S: 7	H: 2 LOB: 3 BB: 1 P: 9	R: 1 E: 0 K: 0 S: 4	H: 1 LOB: 1 BB: 0 P: 4	R: 0 E: 0 K: 0 S: 3	H: 0 LOB: 1 BB: 1 P: 7	R: 0 E: 0 K: 0 S: 3	H: 1 LOB: 1 BB: 1 P: 7		1B: 5 2B: 0 3B: 0 HR: 1	SF: 0 SAC: 0 DP: 0 HBP: 0	WP: 0 PB: 0 SB: 1 CS: 0
PITCHER	IP WLS BF H R ER SO BB IBB HBP BLK WP HR S P ERA WHIP																			
Bill Gullickson, R (1,1) ERA: 4.49	7.0 W 27 5 2 2 4 1 0 0 0 0 1 34 38 2.57 0.857																			
Rob Murphy, L (8,1) ERA: 2.95	2.0 8 1 0 0 0 1 0 0 0 0 0 0 7 11 0.00 1.000																			

AB	33
R	2
H	6
RBI	2
BB	2
SO	4
LOB	9



Batter	1	2	3	4	5	6	7	8	9	AB	R	H	RBI	BB	SO	LOB	BOTTOM			
Tracy Jones, R (1,8) OBP: 0.356, SLG: 0.523										5	1	1	1	0	1	2	Montreal Expos @ Cincinnati Reds Riverfront Stadium, Cincinnati, OH Thu Jul 09 1987, 7:05 PM EDT Att: 19,068 - Unknown			
Dave Concepcion, R (1,4) OBP: 0.397, SLG: 0.354										4	0	1	0	0	0	1				
Eric Davis, R (1,7) Max Venable, L (7, PR) OBP: 0.410, SLG: 0.692										4	0	2	1	0	0	1				
Dave Parker, L (1,9) OBP: 0.336, SLG: 0.497										3	1	2	1	1	0	0				
Buddy Bell, R (1,5) OBP: 0.359, SLG: 0.421										4	1	1	0	0	0	3				
Bo Diaz, R (1,2) OBP: 0.331, SLG: 0.448										4	1	2	0	0	0	2				
Nick Esasky, R (1,3) OBP: 0.302, SLG: 0.581										4	1	2	3	0	0	1				
Kurt Stillwell, S (1,6) OBP: 0.318, SLG: 0.374										4	0	1	0	0	1	1				
Bill Gullickson, R (1,1) Dave Collins, S (7, PH) Rob Murphy, L (8,1) OBP: 0.220, SLG: 0.317 OBP: 0.273, SLG: 0.273 OBP: 0.250, SLG: 0.250										2	0	0	0	0	1	1				
Inning Stats	R: 0 E: 0 K: 0 S: 3	H: 3 LOB: 0 BB: 0 P: 8	R: 3 E: 0 K: 1 S: 8	H: 3 LOB: 0 BB: 0 P: 8	R: 2 E: 0 K: 0 S: 5	H: 2 LOB: 0 BB: 0 P: 5	R: 0 E: 0 K: 0 S: 4	H: 1 LOB: 1 BB: 0 P: 4	R: 0 E: 0 K: 1 S: 5	H: 2 LOB: 2 BB: 1 P: 5	R: 2 E: 1 K: 1 S: 8	H: 2 LOB: 2 BB: 1 P: 12	R: 0 E: 0 K: 0 S: 4	H: 1 LOB: 1 BB: 0 P: 4	R: 0 E: 0 K: 0 S: 4	H: 1 LOB: 1 BB: 0 P: 4		1B: 8 2B: 1 3B: 1 HR: 3	SF: 0 SAC: 1 DP: 1 HBP: 0	WP: 0 PB: 0 SB: 1 CS: 0
PITCHER	IP WLS BF H R ER SO BB IBB HBP BLK WP HR S P ERA WHIP																			
Neal Heaton, L (1,1) ERA: 4.59	2.2 L 13 3 0 0 0 0 0 0 0 0 0 0 10 10 0.00 1.286																			
Jay Tibbs, R (3,1) ERA: 5.38	2.1 10 3 0 0 0 0 0 0 0 0 0 0 5 5 0.00 1.000																			
Andy McGaffigan, R (6,1) ERA: 2.4	1.0 3 1 0 0 1 0 0 0 0 0 0 0 5 5 0.00 1.000																			
Tim Burke, R (7,1) ERA: 1.99	2.0 11 3 2 1 1 0 1 0 0 0 0 0 12 16 4.50 1.500																			

AB	35
R	7
H	13
RBI	6
BB	1
SO	3
LOB	12



Batter	1	2	3	4	5	6	7	8	9	AB	R	H	RBI	BB	SO	LOB	TOP										
Reid Nichols, R (1, 8) OBP: 0.315, SLG: 0.446 Herm Winningham, L (6, 8) OBP: 0.344, SLG: 0.412	0-0 2B 1B		0-3 K		0-0 G3-6-3		0-0 4-3		0-3 K	3	0	1	0	0	1	1											
Mitch Webster, S (1, 9) OBP: 0.363, SLG: 0.403	0-0 P4		0-0 6-3			0-0 6-3	0-0 4-3		0-0 G3	5	0	0	0	0	0	1											
Tim Raines, S (1, 7) OBP: 0.430, SLG: 0.529	0-0 1-3 2B		0-0 P4			0-0 1B 2B	0-0 F5			4	1	2	0	0	0	0											
Tim Wallach, R (1, 5) OBP: 0.350, SLG: 0.497	0-0 F7			0-0 FC3-6 1B		4-0 1B 1B BB		0-0 F8		3	1	1	0	1	0	2											
Hubie Brooks, R (1, 6) OBP: 0.308, SLG: 0.459	4-0 BB			0-0 FC3-6 2B	1-2	0-0 FC6-4 1B 1B		0-0 5-3		3	2	1	1	1	0	1											
Andres Galarraga, R (1, 3) OBP: 0.462, SLG: 0.534	0-3 K			0-0 1B 2B	1-H	0-0 FC6-4 1B		0-0 1B 3B		4	1	3	2	0	1	3											
Vance Law, R (1, 4) OBP: 0.376, SLG: 0.454		0-0 9-5 2B		0-0 CS 1B	2-3	0-0 FC6-4 1B	1-2 2-3	0-0 1B		4	0	3	1	0	0	2											
Mike Fitzgerald, R (1, 2) OBP: 0.314, SLG: 0.318		0-0 9-5		0-0 CS	1-2	0-0 FC2-6 1B	1-2 3-H	0-0 1B	0-0 F8	4	0	2	1	0	0	2											
Bryn Smith, R (1, 1) OBP: 0.208, SLG: 0.318		0-0 F9			0-0 FC2-6 G3-6-3	1-2	0-0 F9		0-0 G3	4	0	0	0	0	0	3											
Inning Stats	R: 0 E: 0 K: 1 S: 7	H: 2 LOB: 3 BB: 1 P: 11	R: 0 E: 0 K: 0 S: 3	H: 1 LOB: 0 BB: 0 P: 3	R: 0 E: 0 K: 1 S: 5	H: 0 LOB: 0 BB: 0 P: 5	R: 1 E: 0 K: 0 S: 4	H: 3 LOB: 0 BB: 0 P: 4	R: 0 E: 0 K: 0 S: 3	H: 1 LOB: 0 BB: 0 P: 3	R: 3 E: 0 K: 0 S: 7	H: 4 LOB: 2 BB: 1 P: 11	R: 0 E: 0 K: 0 S: 3	H: 0 LOB: 0 BB: 0 P: 3	R: 1 E: 0 K: 0 S: 5	H: 2 LOB: 1 BB: 0 P: 5	R: 0 E: 0 K: 1 S: 5	H: 0 LOB: 0 BB: 0 P: 5	1B: 8 2B: 5 3B: 1 HR: 0	SF: 0 SAC: 0 DP: 2 HBP: 0	WP: 0 PB: 0 CS: 1	PA: 39					
PITCHER	IP	WLS	BF	H	R	ER	SO	BB	IBB	HBP	BLK	WP	HR	S	P	ERA	WHIP										
Tom Browning, L (1, 1) ERA: 7.2	5.1	L	24	10	4	4	2	2	0	0	0	0	0	26	34	6.75	2.250										
Frank Williams, R (6, 1) ERA: 2.75	2.2		11	3	1	1	0	0	0	0	0	0	0	11	11	3.38	1.125										
Bill Landrum, R (9, 1) ERA: 3.48	1.0		3	0	0	0	1	0	0	0	0	0	0	5	5	0.00	0.000										

Montreal Expos @ Cincinnati Reds
Riverfront Stadium, Cincinnati, OH
Fri Jul 10 1987, 7:05 PM EDT
Att: 29,310 - Unknown

AB 36
R 5
H 13
RBI 5
BB 2
SO 3
LOB 15



Batter	1	2	3	4	5	6	7	8	9	AB	R	H	RBI	BB	SO	LOB	BOTTOM										
Tracy Jones, R (1, 8) OBP: 0.350, SLG: 0.514	0-0 6-3		0-0 5-3		0-0 6-3			0-0 5-3		4	0	0	0	0	0	0											
Terry Francona, L (1, 3) OBP: 0.235, SLG: 0.252	0-0 L8		0-0 F6			0-0 G3		0-0 L3		4	0	0	0	0	0	0											
Eric Davis, R (1, 7) OBP: 0.414, SLG: 0.703	4-0 1B BB		0-3 K			0-0 HR		0-0 G6-4-3 1B		3	1	2	1	1	1	0											
Dave Parker, L (1, 9) OBP: 0.335, SLG: 0.494	0-0 1-2 1B			0-0 4-3		0-0 F7		0-0 F7		4	0	1	0	0	0	1											
Buddy Bell, R (1, 5) OBP: 0.358, SLG: 0.418	0-0 L8			0-0 5-3 1B		0-0 F8		0-0 G6-4-3	1-2	4	0	1	0	0	0	3											
Bo Diaz, R (1, 2) OBP: 0.328, SLG: 0.443		0-0 F8		0-0 5-3	1-2		0-0 5-3			3	0	0	0	0	0	1											
Dave Concepcion, R (1, 4) OBP: 0.367, SLG: 0.350		0-0 1B 2B		0-0 6-3			0-0 F8			3	0	1	0	0	0	1											
Kurt Stillwell, S (1, 6) OBP: 0.318, SLG: 0.374		0-0 2H 1B			0-0 6-3			0-0 G3		3	0	1	0	0	0	0											
Tom Browning, L (1, 1) OBP: 0.200, SLG: 0.167 Frank Williams, R (6, 1)		0-0 5-3			0-3 K			0-0 3-1		2	0	0	0	0	0	1											
Dave Collins, S (6, PH) OBP: 0.250, SLG: 0.250 Bill Landrum, R (9, 1) OBP: 0.200, SLG: 0.200										1	0	0	0	0	0	0											
Inning Stats	R: 0 E: 0 K: 0 S: 4	H: 1 LOB: 2 BB: 1 P: 8	R: 0 E: 0 K: 0 S: 4	H: 2 LOB: 1 BB: 0 P: 4	R: 0 E: 0 K: 1 S: 5	H: 0 LOB: 0 BB: 0 P: 5	R: 0 E: 0 K: 0 S: 4	H: 1 LOB: 1 BB: 0 P: 4	R: 0 E: 0 K: 0 S: 3	H: 0 LOB: 0 BB: 0 P: 3	R: 0 E: 0 K: 0 S: 3	H: 0 LOB: 0 BB: 0 P: 3	R: 0 E: 0 K: 0 S: 3	H: 1 LOB: 0 BB: 0 P: 3	R: 0 E: 0 K: 0 S: 3	H: 0 LOB: 0 BB: 0 P: 3	1B: 4 2B: 1 3B: 0 HR: 1	SF: 0 SAC: 0 DP: 1 HBP: 0	WP: 0 PB: 0 CS: 0	PA: 32							
PITCHER	IP	WLS	BF	H	R	ER	SO	BB	IBB	HBP	BLK	WP	HR	S	P	ERA	WHIP										
Bryn Smith, R (1, 1) ERA: 4.88	9.0	W	32	6	1	1	2	1	0	0	0	0	1	35	39	1.00	0.778										

Montreal Expos @ Cincinnati Reds
Riverfront Stadium, Cincinnati, OH
Fri Jul 10 1987, 7:05 PM EDT
Att: 29,310 - Unknown

AB 31
R 1
H 6
RBI 1
BB 1
SO 2
LOB 7



Batter	1	2	3	4	5	6	7	8	9	AB	R	H	RBI	BB	SO	LOB	TOP					
Casey Candaele, S OBP: 0.342, SLG: 0.347 (1, 8)	F7		S BB		F8		4-3			4	0	1	0	1	0	0						
Mitch Webster, S OBP: 0.361, SLG: 0.403 (1, 9)	F9		F8			6-3		K		5	1	1	0	0	1	2						
Tim Raines, S OBP: 0.433, SLG: 0.529 (1, 7)				S 2B		K		2B	F9	4	2	2	0	1	1	1						
Tim Wallach, R OBP: 0.357, SLG: 0.518 (1, 5)	4-3			S 2B		IHR		3B		5	4	4	4	0	0	1						
Hubie Brooks, R OBP: 0.323, SLG: 0.483 (1, 6)		4-3		G4-6-3 1B		2B		1B		5	2	4	2	0	0	0						
Andres Galarraga, R OBP: 0.369, SLG: 0.531 (1, 3)	K		G4-6-3 1B		HR		K		G5-4-3 1B	5	1	1	1	0	2	4						
Vance Law, R OBP: 0.380, SLG: 0.467 Herm Winningham, L OBP: 0.344, SLG: 0.412 (1, 4) (9, 8)	6-3					HR				4	1	2	3	1	0	0						
Jeff Reed, L OBP: 0.235, SLG: 0.253 (1, 2)			L3		K		P5			5	0	2	1	0	1	1						
Dennis Martinez, R OBP: 0.125, SLG: 0.067 Tim Burke, R (6, 1)			K		K		K		K	3	0	0	0	0	3	1						
										2	0	0	0	0	2	2						
Inning Stats	R: 0 E: 0 K: 0 S: 4	H: 1 LOB: 1 BB: 0 P: 4	R: 0 E: 0 K: 1 S: 5	H: 0 LOB: 0 BB: 0 P: 5	R: 0 E: 0 K: 1 S: 5	H: 0 LOB: 1 BB: 1 P: 9	R: 2 E: 0 K: 0 S: 5	H: 3 LOB: 0 BB: 0 P: 5	R: 0 E: 0 K: 2 S: 7	H: 0 LOB: 0 BB: 0 P: 7	R: 4 E: 0 K: 2 S: 12	H: 5 LOB: 1 BB: 0 P: 12	R: 4 E: 0 K: 1 S: 9	H: 4 LOB: 1 BB: 1 P: 13	R: 0 E: 0 K: 2 S: 8	H: 1 LOB: 1 BB: 0 P: 8	R: 1 E: 0 K: 1 S: 7	H: 3 LOB: 2 BB: 1 P: 11	1B: 8 2B: 6 3B: 1 HR: 2	SF: 0 SAC: 0 DP: 2 HBP: 0	WP: 0 PB: 0 CS: 0	PA: 45
PITCHER	IP	WLS	BF	H	R	ER	SO	BB	IBB	HBP	BLK	WP	HR	S	P	ERA	WHIP					
Ted Power, R ERA: 4.63 (1, 1)	5.2	L	25	8	6	6	5	1	0	0	0	0	1	34	38	9.53	1.588					
Rob Murphy, L ERA: 2.93 (6, 1)	0.1		2	1	0	0	1	0	0	0	0	0	0	4	4	0.00	3.000					
Bill Landrum, R ERA: 4.25 (7, 1)	1.0		8	4	4	4	1	0	1	0	0	0	0	9	13	36.00	4.000					
Bill Scherrer, L ERA: 6.0 (8, 1)	2.0		10	4	1	1	3	0	1	0	0	0	0	15	19	4.50	2.000					

Montreal Expos @ Cincinnati Reds
Riverfront Stadium, Cincinnati, OH
Sat Jul 11 1987, 7:05 PM EDT
Att: 37,942 - Unknown

AB 42
R 11
H 17
RBI 11
BB 3
SO 10
LOB 12



Batter	1	2	3	4	5	6	7	8	9	AB	R	H	RBI	BB	SO	LOB	BOTTOM					
Barry Larkin, R OBP: 0.275, SLG: 0.359 (1, 6)			K			F9		F8		5	0	2	0	0	1	2						
Kurt Stillwell, S OBP: 0.312, SLG: 0.366 (1, 5)	F2		F8		F8	FC5-4		6-3		5	0	0	0	0	0	4						
Eric Davis, R OBP: 0.414, SLG: 0.696 (1, 7)			1-3			K		F8		4	0	1	0	1	1	2						
Dave Parker, L OBP: 0.331, SLG: 0.487 (1, 9)	K			6-3	F8			F5		5	0	0	0	0	1	4						
Tracy Jones, R OBP: 0.352, SLG: 0.513 (1, 8)	F7					HBP 1B		WP 1B		4	1	2	0	0	0	2						
Bo Diaz, R OBP: 0.327, SLG: 0.438 Bill Scherrer, L (8, 1)	6-3			P4		1B 1B HBP		K		3	1	0	0	0	1	1						
Terry Francona, L OBP: 0.242, SLG: 0.279 (1, 3)	4-3				HR	1B 1B				4	2	2	2	0	0	1						
Dave Concepcion, R OBP: 0.370, SLG: 0.364 (1, 4)					6-3	FC5-4 1B		4-3		4	0	2	0	0	0	0						
Ted Power, R OBP: 0.132, SLG: 0.216 Rob Murphy, L OBP: 0.250, SLG: 0.250 Max Venable, L OBP: 0.500, SLG: 0.500 Bill Landrum, R OBP: 0.200, SLG: 0.200 Terry McGriff, R (8, 2)	F8					FC5-4 1B		4-3		2	1	1	1	0	0	1						
Inning Stats	R: 0 E: 0 K: 1 S: 6	H: 1 LOB: 2 BB: 1 P: 10	R: 0 E: 0 K: 0 S: 4	H: 1 LOB: 0 BB: 0 P: 4	R: 0 E: 0 K: 1 S: 5	H: 0 LOB: 0 BB: 0 P: 5	R: 0 E: 0 K: 0 S: 3	H: 0 LOB: 0 BB: 0 P: 3	R: 2 E: 0 K: 1 S: 7	H: 4 LOB: 2 BB: 0 P: 7	R: 3 E: 0 K: 1 S: 9	H: 4 LOB: 2 BB: 0 P: 10	R: 0 E: 0 K: 1 S: 6	H: 1 LOB: 1 BB: 0 P: 6	R: 0 E: 0 K: 0 S: 3	H: 0 LOB: 0 BB: 0 P: 3	R: 0 E: 0 K: 0 S: 3	H: 0 LOB: 0 BB: 0 P: 3	1B: 8 2B: 1 3B: 0 HR: 2	SF: 0 SAC: 0 DP: 0 HBP: 1	WP: 1 PB: 0 CS: 0	PA: 40
PITCHER	IP	WLS	BF	H	R	ER	SO	BB	IBB	HBP	BLK	WP	HR	S	P	ERA	WHIP					
Dennis Martinez, R ERA: 4.71 (1, 1)	5.0	W	25	8	5	5	2	1	0	1	0	0	2	27	32	9.00	1.800					
Tim Burke, R ERA: 1.82 (6, 1)	4.0	S	15	3	0	0	2	0	0	0	0	1	0	19	19	0.00	0.750					

Montreal Expos @ Cincinnati Reds
Riverfront Stadium, Cincinnati, OH
Sat Jul 11 1987, 7:05 PM EDT
Att: 37,942 - Unknown

AB 38
R 5
H 11
RBI 5
BB 1
SO 4
LOB 17



Batter	1	2	3	4	5	6	7	8	9	AB	R	H	RBI	BB	SO	LOB	TOP			
Dion James, L (1.8) OBP: 0.410, SLG: 0.448	0-0 BB 1B		0-0 F6		0-0 4-3			4-0 G3-6-1 BB		3	0	1	0	1	0	1	Atlanta Braves @ Montreal Expos Olympic Stadium, Montreal, QB Thu Jul 16 1987, 7:05 PM EDT Att: 23,410 - Unknown livebaseballscorecards.com			
Ken Oberkfell, L (1.5) OBP: 0.375, SLG: 0.405	4-0 BB 1-2 BB		0-0 1B		0-0 F5			0-0 G3-6-1 1-2		3	0	1	0	1	0	2				
Gerald Perry, L (1.3) OBP: 0.314, SLG: 0.350	0-0 F5		0-0 F8		0-0 3-1			4-0 BB		3	0	0	0	1	0	2				
Dale Murphy, R (1.9) OBP: 0.435, SLG: 0.597	4-0 BB 1-2 BB		0-0 F8		0-0 F8			0-3 K		3	0	0	0	1	1	2				
Ken Griffey, L (1.7) OBP: 0.359, SLG: 0.496	0-0 L9		0-0 F8		0-3 K			0-0 F4		4	0	0	0	0	1	3				
Andres Thomas, R (1.6) OBP: 0.294, SLG: 0.339		4-0 S BB	0-0 F9		0-0 F9			0-0 F7		3	0	0	0	1	0	1				
Ozzie Virgil, R (1.2) OBP: 0.322, SLG: 0.494		0-3 K	0-0 F9		0-0 1-3					3	0	0	0	0	1	1				
Glenn Hubbard, R (1.4) OBP: 0.425, SLG: 0.445		0-3 K	0-0 SH1-4 2B		0-0 F8					3	0	1	0	0	1	1				
Doyle Alexander, R (1.1) OBP: 0.077, SLG: 0.040		0-3 K	0-0 SH1-4		0-0 4-3					1	0	0	0	0	1	1				
Graig Nettles, L (8. PH) OBP: 0.259, SLG: 0.357										1	0	0	0	0	0	0				
Paul Assenmacher, L (8. 1)										0	0	0	0	0	0	0				
Inning Stats	R: 0 E: 0 K: 0 S: 3	H: 1 LOB: 2 BB: 2 P: 11	R: 0 E: 0 K: 3 S: 9	H: 0 LOB: 1 BB: 1 P: 13	R: 0 E: 0 K: 0 S: 4	H: 1 LOB: 1 BB: 0 P: 4	R: 0 E: 0 K: 0 S: 3	H: 0 LOB: 0 BB: 0 P: 3	R: 0 E: 0 K: 1 S: 5	H: 0 LOB: 0 BB: 0 P: 5	R: 0 E: 0 K: 0 S: 3	H: 0 LOB: 0 BB: 0 P: 3	R: 0 E: 0 K: 0 S: 2	H: 0 LOB: 0 BB: 1 P: 6	R: 0 E: 0 K: 1 S: 5	H: 0 LOB: 1 BB: 1 P: 9	1B: 2 2B: 1 3B: 0 HR: 0	SF: 0 SAC: 1 DP: 1 HBP: 0	WP: 0 PB: 0 SB: 1 CS: 0	PA: 33
PITCHER Floyd Youmans, R (1.1) ERA: 3.55	IP: 9.0 WLS: W BF: 33	H: 3 R: 0 ER: 0 SO: 5	BB: 5 IBB: 0 HBP: 0 BLK: 0	WP: 0 HR: 0 S: 38 P: 58	ERA: 0.00 WHIP: 0.889	PITCHER										IP: 9.0 WLS: W BF: 33	H: 3 R: 0 ER: 0 SO: 5	BB: 5 IBB: 0 HBP: 0 BLK: 0	WP: 0 HR: 0 S: 38 P: 58	ERA: 0.00 WHIP: 0.889

Batter	1	2	3	4	5	6	7	8	9	AB	R	H	RBI	BB	SO	LOB	BOTTOM			
Herm Winningham, L (1.8) OBP: 0.345, SLG: 0.411	0-3 K		0-3 K		0-0 CS S 1B			0-3 K		4	0	1	0	0	3	0	Atlanta Braves @ Montreal Expos Olympic Stadium, Montreal, QB Thu Jul 16 1987, 7:05 PM EDT Att: 23,410 - Unknown livebaseballscorecards.com			
Mitch Webster, S (1.9) OBP: 0.356, SLG: 0.396	0-3 K		0-0 L6		0-3 K			0-0 F8		4	0	0	0	0	2	1				
Tim Raines, S (1.7) OBP: 0.425, SLG: 0.514	0-0 5-3		0-0 L8		4-0 CS IBB			0-0 F3		3	0	0	0	1	0	0				
Tim Wallach, R (1.5) OBP: 0.355, SLG: 0.519		0-3 K	0-0 SF8 3B		0-0 F9			1-2 2-3		3	1	1	0	0	1	2				
Hubie Brooks, R (1.6) OBP: 0.321, SLG: 0.503		0-0 6-3	0-0 SF8		0-0 HR					2	1	1	2	0	0	0				
Andres Galarraga, R (1.3) OBP: 0.389, SLG: 0.522		0-0 F7	0-0 F2		0-0 F9					3	0	0	0	0	0	0				
Vance Law, R (1.4) OBP: 0.385, SLG: 0.489			0-0 5-3		0-0 2B			0-0 1-3		3	0	1	0	0	0	0				
Jeff Reed, L (1.2) OBP: 0.248, SLG: 0.269			0-0 F9		4-0 IBB			0-0 2B		2	0	1	0	1	0	0				
Floyd Youmans, R (1.1) OBP: 0.222, SLG: 0.407			0-0 L8		0-3 K			0-3 K		3	0	0	0	0	2	3				
Inning Stats	R: 0 E: 0 K: 2 S: 7	H: 0 LOB: 0 BB: 0 P: 7	R: 0 E: 0 K: 1 S: 5	H: 0 LOB: 0 BB: 0 P: 5	R: 0 E: 0 K: 1 S: 5	H: 0 LOB: 0 BB: 0 P: 5	R: 1 E: 0 K: 1 S: 7	H: 2 LOB: 2 BB: 1 P: 11	R: 0 E: 0 K: 1 S: 5	H: 1 LOB: 1 BB: 1 P: 9	R: 1 E: 0 K: 1 S: 7	H: 2 LOB: 1 BB: 0 P: 7	R: 0 E: 0 K: 1 S: 5	H: 0 LOB: 0 BB: 0 P: 5	R: 0 E: 0 K: 1 S: 5	H: 0 LOB: 0 BB: 0 P: 5		1B: 1 2B: 2 3B: 1 HR: 1	SF: 1 SAC: 0 DP: 0 HBP: 0	WP: 0 PB: 0 SB: 1 CS: 2
PITCHER Doyle Alexander, R (1.1) ERA: 3.52	IP: 7.0 WLS: L BF: 27	H: 5 R: 2 ER: 2 SO: 7	BB: 0 IBB: 2 HBP: 0 BLK: 0	WP: 0 HR: 1 S: 39 P: 47	ERA: 2.57 WHIP: 0.714	PITCHER										IP: 1.0 WLS: L BF: 3	H: 0 R: 0 ER: 0 SO: 1	BB: 0 IBB: 0 HBP: 0 BLK: 0	WP: 0 HR: 0 S: 5 P: 5	ERA: 0.00 WHIP: 0.000





Batter	1	2	3	4	5	6	7	8	9	AB	R	H	RBI	BB	SO	LOB	TOP																	
Dion James, L OBP: 0.409, SLG: 0.445 (1, 8)	F7		F7				3-1	E9		4	1	1	0	1	0	1	Atlanta Braves @ Montreal Expos Olympic Stadium, Montreal, QB Fri Jul 17 1987, 7:05 PM EDT Att: 21,576 - Unknown livebaseballscores.com																	
Ken Oberkfell, L OBP: 0.376, SLG: 0.406 (1, 5)	4-3							F4	F5	4	0	1	1	1	0	1																		
Gerald Perry, L OBP: 0.320, SLG: 0.353 (1, 3)										3	1	2	1	1	0	1																		
Dale Murphy, R OBP: 0.434, SLG: 0.591 (1, 9)										3	0	0	0	1	2	4																		
Ken Griffey, L OBP: 0.357, SLG: 0.496 (1, 7)										4	1	1	1	0	1	4																		
Andres Thomas, R OBP: 0.293, SLG: 0.337 (1, 6)										4	0	1	1	0	1	0																		
Ozzie Virgil, R OBP: 0.317, SLG: 0.486 (1, 2)										4	0	0	0	0	1	1																		
Glenn Hubbard, R OBP: 0.419, SLG: 0.438 (1, 4)										4	0	0	0	0	1	0																		
Zane Smith, L OBP: 0.213, SLG: 0.182 (1, 1)										1	1	0	0	0	0	0	Braves WP: 0 PA: 38 RB: 0 SB: 2 CS: 0																	
Jeff Dedmon, L OBP: 0.214, SLG: 0.154 (6, 1)										1	0	0	0	0	1	0																		
Jim Acker, R OBP: 0.222, SLG: 0.222 (7, 1)										0	0	0	0	0	0	0																		
Paul Assenmacher, L OBP: 0.297, SLG: 0.354 (8, PH)										1	0	0	0	0	0	0																		
Inning Stats	R: 0 E: 0 K: 1 S: 6	H: 1 LOB: 2 BB: 1 P: 10	R: 0 E: 0 K: 2 S: 7	H: 0 LOB: 0 BB: 0 P: 7	R: 1 E: 0 K: 1 S: 6	H: 1 LOB: 2 BB: 1 P: 11	R: 0 E: 0 K: 1 S: 5	H: 0 LOB: 0 BB: 0 P: 5	R: 1 E: 0 K: 1 S: 6	H: 1 LOB: 1 BB: 1 P: 10	R: 0 E: 0 K: 0 S: 3	H: 0 LOB: 0 BB: 0 P: 3	R: 0 E: 0 K: 1 S: 5	H: 0 LOB: 0 BB: 0 P: 5	R: 2 E: 0 K: 0 S: 5	H: 2 LOB: 1 BB: 1 P: 9	R: 0 E: 1 K: 0 S: 4	H: 1 LOB: 1 BB: 0 P: 4	1B: 4 2B: 2 3B: 0 HR: 0	SF: 0 SAC: 0 DP: 0 HBP: 1														
PITCHER	IP WLS BF H R ER SO BB IBB HBP BLK WP HR S P ERA WHIP																																	
Bob Sebra, R ERA: 3.51 (1, 1)	7.0	28	3	2	1	7	3	0	1	0	0	0	0	0	38	51	1.29	0.857																
Jeff Parrett, R ERA: 3.48 (8, 1)	0.2	4	1	2	2	0	1	0	0	0	0	0	0	0	3	7	27.00	3.000																
Tim Burke, R ERA: 1.79 (8, 1)	1.0	W	5	2	0	0	0	0	0	0	0	0	0	5	5	0.00	2.000																	
Bob McClure, L ERA: 4.25 (9, 1)	0.1	S	1	0	0	0	0	0	0	0	0	0	0	1	1	0.00	0.000																	

Batter	1	2	3	4	5	6	7	8	9	AB	R	H	RBI	BB	SO	LOB	BOTTOM													
Reid Nichols, R OBP: 0.305, SLG: 0.427 (1, 8)	6-3		6-3							3	0	0	0	0	0	0	Atlanta Braves @ Montreal Expos Olympic Stadium, Montreal, QB Fri Jul 17 1987, 7:05 PM EDT Att: 21,576 - Unknown livebaseballscores.com													
Herm Winningham, L OBP: 0.352, SLG: 0.415 (7, PH)										1	1	1	0	1	0	0														
Mitch Webster, S OBP: 0.351, SLG: 0.391 (1, 9)	G3									4	0	0	1	0	0	3														
Tom Foley, L OBP: 0.305, SLG: 0.376 (9, 6)										0	0	0	0	0	0	0														
Tim Raines, S OBP: 0.431, SLG: 0.520 (1, 7)										3	1	2	1	2	1	0														
Tim Wallach, R OBP: 0.356, SLG: 0.517 (1, 5)										5	1	2	2	0	0	4														
Hubie Brooks, R OBP: 0.331, SLG: 0.503 (8, 1)										2	0	1	0	2	0	1														
Jeff Parrett, R (8, 1)										0	0	0	0	0	0	0														
Tim Burke, R (8, 1)										0	0	0	0	0	0	0														
Bob McClure, R (9, 1)										0	0	0	0	0	0	0														
Andres Galarraga, R OBP: 0.386, SLG: 0.522 (1, 3)										4	0	2	1	0	0	3														
Vance Law, R OBP: 0.386, SLG: 0.496 (1, 4)										4	0	2	0	0	0	4														
Mike Fitzgerald, R OBP: 0.311, SLG: 0.321 (1, 2)										2	0	0	0	0	1	1														
Casey Candaele, S OBP: 0.340, SLG: 0.344 (7, PH)										2	1	0	0	0	0	1														
Bob Sebra, R OBP: 0.167, SLG: 0.143 (7, PH)										2	0	0	0	0	0	1														
Jeff Reed, L OBP: 0.255, SLG: 0.269 (8, 2)										0	1	0	0	1	0	0														
Inning Stats	R: 0 E: 0 K: 1 S: 5	H: 0 LOB: 0 BB: 0 P: 5	R: 0 E: 0 K: 0 S: 3	H: 1 LOB: 1 BB: 1 P: 7	R: 0 E: 0 K: 1 S: 5	H: 0 LOB: 0 BB: 0 P: 5	R: 0 E: 0 K: 0 S: 3	H: 0 LOB: 1 BB: 1 P: 7	R: 0 E: 0 K: 0 S: 4	H: 1 LOB: 1 BB: 0 P: 4	R: 2 E: 0 K: 0 S: 7	H: 4 LOB: 2 BB: 0 P: 7	R: 2 E: 1 K: 0 S: 5	H: 1 LOB: 3 BB: 3 P: 17	R: 1 E: 0 K: 0 S: 6	H: 3 LOB: 3 BB: 1 P: 10	1B: 7 2B: 3 3B: 0 HR: 0	SF: 1 SAC: 1 DP: 1 HBP: 0												
PITCHER	IP WLS BF H R ER SO BB IBB HBP BLK WP HR S P ERA WHIP																													
Zane Smith, L ERA: 4.31 (1, 1)	5.2	23	5	2	2	2	2	0	0	0	25	33	3.18	1.235																
Jeff Dedmon, R ERA: 2.76 (6, 1)	1.0	8	2	2	0	0	1	1	0	0	6	14	0.00	3.000																
Jim Acker, R ERA: 4.66 (7, 1)	0.2	L	5	1	1	1	0	2	0	0	3	11	13.50	4.500																
Paul Assenmacher, L ERA: 3.86 (8, 1)	0.2	4	2	0	0	0	0	0	0	0	4	4	0.00	3.000																

Batter	1	2	3	4	5	6	7	8	9	AB	R	H	RBI	BB	SO	LOB	TOP			
Albert Hall, S (1, 8) OBP: 0.367, SLG: 0.400	E3 1B		2B			F7		FC3-5 1B		4	1	1	0	0	0	2	Atlanta Braves @ Montreal Expos Olympic Stadium, Montreal, QB Sat Jul 18 1987, 3:33 AM EDT Att: 23,547 - Unknown			
Ken Oberkfell, L (1, 5) OBP: 0.374, SLG: 0.404	FC6-4 1B		L7			G1		G3		4	0	1	0	0	0	3				
Gerald Perry, L (1, 3) OBP: 0.322, SLG: 0.356	FC6-4 1B			5-3		1B		1B		4	0	2	2	0	0	1				
Dale Murphy, R (1, 9) OBP: 0.429, SLG: 0.584	K			4-3		K		F8		4	0	0	0	0	2	3				
Ken Griffey, L (1, 7) OBP: 0.356, SLG: 0.492		K		L7			G6-4-3 1B		G3	4	0	1	0	0	1	0				
Andres Thomas, R (1, 6) OBP: 0.289, SLG: 0.332		4-3				P3		F8		4	0	0	0	0	0	1				
Bruce Benedict, R (1, 2) Dion James, L (8, PH) OBP: 0.294, SLG: 0.194 OBP: 0.411, SLG: 0.445		5-3				K		F3		3	0	0	0	0	1	0				
Glenn Hubbard, R (1, 4) OBP: 0.423, SLG: 0.441				6-3				FC3-5 1B		3	0	2	0	1	0	0				
Charlie Puleo, R (1, 1) Graig Nettles, L (8, PH) Zane Smith, L (8, PH) Gene Garber, R (8, 1) Ted Simmons, S (8, PH) OBP: 0.278, SLG: 0.412 OBP: 0.301, SLG: 0.354 OBP: 0.213, SLG: 0.182 OBP: 0.328, SLG: 0.404			K			F9		G3 FC3-5 1B		2	0	0	0	0	1	1				
Inning Stats	R: 0 E: 1 K: 1 S: 6	H: 1 LOB: 1 BB: 0 P: 6	R: 0 E: 0 K: 1 S: 5	H: 0 LOB: 0 BB: 0 P: 5	R: 0 E: 0 K: 1 S: 6	H: 1 LOB: 1 BB: 0 P: 6	R: 0 E: 0 K: 0 S: 3	H: 0 LOB: 0 BB: 0 P: 3	R: 0 E: 0 K: 1 S: 6	H: 1 LOB: 1 BB: 0 P: 6	R: 0 E: 0 K: 0 S: 3	H: 1 LOB: 0 BB: 0 P: 3	R: 2 E: 0 K: 0 S: 5	H: 2 LOB: 1 BB: 1 P: 9	R: 0 E: 0 K: 1 S: 5	H: 0 LOB: 2 BB: 2 P: 13		1B: 6 2B: 1 3B: 0 HR: 0	SF: 0 SAC: 0 DP: 1 HBP: 0	WP: 0 PB: 0 SB: 3 CS: 0
PITCHER	IP WLS BF H R ER SO BB IBB HBP BLK WP HR S P ERA WHIP																			
Bryn Smith, R (1, 1) ERA: 4.52	6.0	22	4	0	0	5	0	0	0	0	0	0	0	32	32	0.00	0.667			
Andy McGaffigan, R (7, 1) ERA: 2.54	1.0	5	2	2	2	0	1	0	0	0	0	0	0	4	8	18.00	3.000			
Jeff Parrett, R (8, 1) ERA: 3.18	2.0	W	9	1	0	0	1	2	0	0	0	0	0	9	17	0.00	1.500			

Batter	1	2	3	4	5	6	7	8	9	AB	R	H	RBI	BB	SO	LOB	BOTTOM			
Casey Candaele, S (1, 9) OBP: 0.339, SLG: 0.343	K			L7			4-3			4	0	1	1	0	1	1	Atlanta Braves @ Montreal Expos Olympic Stadium, Montreal, QB Sat Jul 18 1987, 3:33 AM EDT Att: 23,547 - Unknown			
Herm Winningham, L (1, 8) OBP: 0.350, SLG: 0.411	1B	K					F8			4	0	1	0	0	2	2				
Tim Raines, S (1, 7) OBP: 0.435, SLG: 0.522	BB					F7		F9 WP 1B		3	1	2	0	1	0	0				
Tim Wallach, R (1, 5) OBP: 0.355, SLG: 0.514	K			F7		5-3		WP 1B		4	0	1	0	0	1	3				
Hubie Brooks, R (1, 6) OBP: 0.330, SLG: 0.497	P3					6-3		F9		4	0	1	0	0	0	4				
Andres Galaraga, R (1, 3) OBP: 0.389, SLG: 0.521		FC5 2B		K		K		K		4	0	1	0	0	3	3				
Vance Law, R (1, 4) OBP: 0.381, SLG: 0.489		FC5 SF9 1B		F3		F4		F9		4	1	0	0	0	0	4				
Mike Fitzgerald, R (1, 2) OBP: 0.317, SLG: 0.323		SF9 1B BB				6-3		4-3 SH3-4 1B		2	1	1	0	1	0	0				
Bryn Smith, R (1, 1) Andy McGaffigan, R (7, 1) Jeff Parrett, R (8, 1) OBP: 0.192, SLG: 0.304 OBP: 0.317, SLG: 0.323 OBP: 0.318, SLG: 0.404		SF9				K		SH3-4		1	0	0	1	0	1	0				
Inning Stats	R: 0 E: 0 K: 2 S: 8	H: 1 LOB: 2 BB: 1 P: 12	R: 2 E: 0 K: 1 S: 7	H: 2 LOB: 1 BB: 1 P: 11	R: 0 E: 0 K: 1 S: 7	H: 2 LOB: 2 BB: 0 P: 7	R: 0 E: 0 K: 1 S: 5	H: 0 LOB: 0 BB: 0 P: 5	R: 0 E: 0 K: 1 S: 5	H: 0 LOB: 0 BB: 0 P: 5	R: 0 E: 0 K: 0 S: 4	H: 1 LOB: 1 BB: 0 P: 4	R: 1 E: 0 K: 1 S: 7	H: 2 LOB: 1 BB: 0 P: 7	1B: 7 2B: 1 3B: 0 HR: 0	SF: 1 SAC: 1 DP: 0 HBP: 0		WP: 1 PB: 0 SB: 4 CS: 0	PA: 34	
PITCHER	IP WLS BF H R ER SO BB IBB HBP BLK WP HR S P ERA WHIP																			
Charlie Puleo, R (1, 1) ERA: 3.97	7.0	29	6	2	2	7	2	0	0	0	0	0	0	41	49	2.57	1.143			
Gene Garber, R (8, 1) ERA: 4.04	1.0	L	5	2	1	1	1	0	0	0	0	1	0	7	7	9.00	2.000			

AB	33
R	2
H	7
RBI	2
BB	3
SO	6
LOB	13



livebaseballscorecards.com

Batter	1	2	3	4	5	6	7	8	9	10	11	AB	R	H	RBI	BB	SO	LOB	TOP						
Albert Hall, S OBP: 0.368, SLG: 0.407 (1, 8)												5	0	2	0	0	2	1							
Ken Oberkfell, L OBP: 0.371, SLG: 0.398 (1, 5)												4	0	0	0	1	0	1							
Gary Roenicke, R OBP: 0.330, SLG: 0.450 Ken Griffey, L OBP: 0.354, SLG: 0.490 (1, 7) (11, PH) (11, 7)												3	1	0	0	1	0	0							
Dale Murphy, R OBP: 0.428, SLG: 0.580 (1, 9)												4	0	1	0	0	1	0							
Ted Simmons, S OBP: 0.325, SLG: 0.398 (1, 3)												4	0	1	1	0	0	0							
Andres Thomas, R OBP: 0.285, SLG: 0.327 (1, 6)												4	0	0	0	0	0	2							
Ozzie Virgil, R OBP: 0.313, SLG: 0.479 (1, 2)												4	0	0	0	0	2	2							
Glenn Hubbard, R OBP: 0.421, SLG: 0.442 (1, 4)												4	0	1	0	0	0	0							
Rick Mahler, R Gene Garber, R OBP: 0.235, SLG: 0.235 (8, 1) (8, 1)												3	0	0	0	0	1	1							
Graig Nettles, L Jim Acker, R OBP: 0.239, SLG: 0.352 OBP: 0.222, SLG: 0.222 (11, PH) (11, 1)												0	0	0	0	0	0	0							
Inning Stats	R: 0 E: 0 K: 0 S: 3	H: 1 LOB: 0 BB: 0 P: 3	R: 0 E: 0 K: 0 S: 3	H: 0 LOB: 0 BB: 0 P: 3	R: 0 E: 0 K: 1 S: 5	H: 0 LOB: 0 BB: 0 P: 5	R: 0 E: 0 K: 0 S: 3	H: 0 LOB: 0 BB: 0 P: 3	R: 0 E: 0 K: 2 S: 8	H: 1 LOB: 1 BB: 0 P: 8	R: 1 E: 0 K: 0 S: 5	H: 2 LOB: 2 BB: 1 P: 9	R: 0 E: 0 K: 1 S: 5	H: 0 LOB: 0 BB: 0 P: 5	R: 0 E: 0 K: 1 S: 5	H: 0 LOB: 0 BB: 0 P: 5	R: 0 E: 0 K: 2 S: 8	H: 1 LOB: 2 BB: 1 P: 12	1B: 3 2B: 2 3B: 0 HR: 0	SF: 0 SAC: 0 DP: 0 HBP: 0	WP: 0 PB: 0 SB: 0 CS: 1	PA: 39			
PITCHER	IP: 8.0 ERA: 4.37	WLS: 28 BF: 4	H: 4 R: 1 ER: 1 SO: 4	BB: 1 IBB: 0 HBP: 0 BLK: 0	WP: 0 HR: 0 S: 35 P: 39	ERA: 1.12 WHIP: 0.625	PITCHER																		
Neal Heaton, R ERA: 4.37 (1, 1)	2.0	6	0	0	0	2	0	0	0	0	0	0	0	10	10	0.00	0.000								
Tim Burke, R ERA: 1.72 (9, 1)	1.0	W	5	1	0	0	2	0	1	0	0	0	0	8	12	0.00	1.000								
Andy McGaffigan, R ERA: 2.49 (11, 1)																									

Atlanta Braves @ Montreal Expos
Olympic Stadium, Montreal, QB
Sun Jul 19 1987, 3:33 AM EDT
Att: 38,341 - Unknown

AB 37
R 1
H 5
RBI 1
BB 2
SO 8
LOB 9



Batter	1	2	3	4	5	6	7	8	9	10	11	AB	R	H	RBI	BB	SO	LOB	BOTTOM						
Casey Candaele, S OBP: 0.340, SLG: 0.354 (1, 8) (10, 4)												5	1	2	1	0	0	2							
Mitch Webster, S OBP: 0.349, SLG: 0.389 (1, 9)												5	0	1	0	0	0	3							
Tim Raines, S OBP: 0.438, SLG: 0.519 (1, 7)												3	0	1	0	2	1	2							
Tim Wallach, R OBP: 0.352, SLG: 0.512 (1, 5)												5	0	1	0	0	1	3							
Hubie Brooks, R OBP: 0.337, SLG: 0.503 (1, 6)												4	1	2	0	1	0	0							
Andres Galaraga, R OBP: 0.381, SLG: 0.513 (1, 3)												5	0	0	0	0	1	5							
Vance Law, R OBP: 0.379, SLG: 0.485 Herm Winningham, L OBP: 0.353, SLG: 0.414 (1, 4) (9, PR) (10, 8)												4	0	1	0	0	0	1							
Jeff Reed, L OBP: 0.264, SLG: 0.278 (1, 2)												4	0	2	0	0	0	1							
Neal Heaton, L Wallace Johnson, S Tim Burke, R Tom Foley, L Andy McGaffigan, R OBP: 0.245, SLG: 0.245 OBP: 0.284, SLG: 0.367 (8, PH) (9, 1) (10, PH) (11, 1)												2	0	0	0	0	1	1							
Inning Stats	R: 0 E: 0 K: 0 S: 3	H: 0 LOB: 0 BB: 0 P: 3	R: 0 E: 0 K: 1 S: 5	H: 1 LOB: 1 BB: 0 P: 5	R: 0 E: 0 K: 0 S: 4	H: 2 LOB: 3 BB: 2 P: 12	R: 0 E: 0 K: 0 S: 3	H: 0 LOB: 0 BB: 0 P: 3	R: 0 E: 0 K: 1 S: 5	H: 1 LOB: 1 BB: 1 P: 9	R: 0 E: 0 K: 0 S: 4	H: 1 LOB: 1 BB: 0 P: 4	R: 1 E: 0 K: 0 S: 5	H: 2 LOB: 2 BB: 0 P: 5	R: 0 E: 0 K: 0 S: 3	H: 1 LOB: 1 BB: 0 P: 3	R: 0 E: 0 K: 1 S: 7	H: 2 LOB: 2 BB: 0 P: 7	R: 1 E: 0 K: 0 S: 4	H: 2 LOB: 1 BB: 0 P: 4	1B: 9 2B: 2 3B: 0 HR: 1	SF: 0 SAC: 0 DP: 0 HBP: 0	WP: 0 PB: 0 SB: 2 CS: 3	PA: 44	
PITCHER	IP: 7.2 ERA: 4.84	WLS: 30 BF: 7	H: 7 R: 1 ER: 1 SO: 3	BB: 2 IBB: 1 HBP: 0 BLK: 0	WP: 0 HR: 1 S: 33 P: 45	ERA: 1.17 WHIP: 1.174	PITCHER																		
Rick Mahler, R ERA: 4.84 (8, 1)	2.1	9	3	0	0	1	0	0	0	0	0	0	0	11	11	0.00	1.286								
Jim Acker, R ERA: 3.86 (11, 1)	0.2	L	4	2	1	1	0	0	0	0	0	0	0	4	4	13.50	3.000								

Atlanta Braves @ Montreal Expos
Olympic Stadium, Montreal, QB
Sun Jul 19 1987, 3:33 AM EDT
Att: 38,341 - Unknown

AB 40
R 2
H 12
RBI 2
BB 3
SO 4
LOB 18



Batter	1	2	3	4	5	6	7	8	9	AB	R	H	RBI	BB	SO	LOB	TOP			
Gerald Young, S (1, 8) OBP: 0.283, SLG: 0.293	L4		F8		G3			F7		4	0	0	0	0	0	1	Houston Astros @ Montreal Expos Olympic Stadium, Montreal, QB Mon Jul 20 1987, 7:05 PM EDT Att: 26,346 - Unknown			
Bill Doran, S (1, 4) OBP: 0.346, SLG: 0.402	G3			4-3	K			F8		4	0	0	0	0	1					
Denny Walling, L (1, 7) OBP: 0.360, SLG: 0.432				F8			F6	F5		4	0	1	0	0	0					
Glenn Davis, R (1, 3) OBP: 0.322, SLG: 0.471					1B		5-3		5-3	3	1	0	0	1	1					
Kevin Bass, S (1, 9) OBP: 0.336, SLG: 0.437					1B		4-3			4	0	2	0	0	0					
Alan Ashby, S (1, 2) OBP: 0.387, SLG: 0.464					1B					4	0	1	1	0	2	1				
Ken Caminiti, S (1, 5) OBP: 0.421, SLG: 0.889					1B					4	0	0	0	0	0	3				
Craig Reynolds, L (1, 6) OBP: 0.308, SLG: 0.355				4-3						2	0	1	0	1	0	0				
Jim Deshaies, L (1, 1) OBP: 0.209, SLG: 0.081										2	0	0	0	0	0	1				
Jose Cruz, L (7, PH) OBP: 0.311, SLG: 0.409				6-3						1	0	0	0	0	0	1				
Dave Meads, L (7, 1) OBP: 0.500, SLG: 0.333										0	0	0	0	0	0	0				
Inning Stats	R: 0 E: 0 K: 1 S: 6	H: 1 LOB: 1 BB: 0 P: 6	R: 0 E: 0 K: 0 S: 3	H: 0 LOB: 0 BB: 0 P: 3	R: 0 E: 0 K: 0 S: 3	H: 0 LOB: 0 BB: 0 P: 3	R: 1 E: 0 K: 0 S: 5	H: 2 LOB: 2 BB: 1 P: 9	R: 0 E: 1 K: 1 S: 5	H: 0 LOB: 0 BB: 0 P: 3	R: 0 E: 0 K: 1 S: 6	H: 1 LOB: 1 BB: 0 P: 6	R: 0 E: 0 K: 1 S: 3	H: 0 LOB: 0 BB: 0 P: 3	R: 0 E: 0 K: 1 S: 6	H: 1 LOB: 1 BB: 0 P: 6	1B: 3 2B: 1 3B: 1 HR: 0	SF: 0 SAC: 0 DP: 0 HBP: 0	WP: 0 PB: 0 SB: 0 CS: 0	PA: 34
PITCHER Dennis Martinez, R (1, 1) ERA: 4.06	IP: 9.0 WLS: W BF: 34 H: 5 R: 1 ER: 1 SO: 4 BB: 2 IBB: 0 HBP: 0 BLK: 0 WP: 0 HR: 0 S: 40 P: 48 ERA: 1.00 WHIP: 0.778																			

Batter	1	2	3	4	5	6	7	8	9	AB	R	H	RBI	BB	SO	LOB	BOTTOM			
Casey Candaele, S (1, 8) OBP: 0.339, SLG: 0.352	F8		6-3					5-3		4	1	1	0	0	0	0	Houston Astros @ Montreal Expos Olympic Stadium, Montreal, QB Mon Jul 20 1987, 7:05 PM EDT Att: 26,346 - Unknown			
Mitch Webster, S (1, 9) OBP: 0.350, SLG: 0.399	6-3		F4							4	1	2	2	0	0	0				
Tim Raines, S (1, 7) OBP: 0.432, SLG: 0.511	F7				F9		F4			4	0	0	0	0	0	1				
Tim Wallach, R (1, 5) OBP: 0.349, SLG: 0.506					F8		F2			4	0	0	0	0	1	0				
Hubie Brooks, R (1, 6) OBP: 0.341, SLG: 0.509										4	1	2	0	0	0	0				
Andres Galarraga, R (1, 3) OBP: 0.386, SLG: 0.510										4	1	1	0	0	1	1				
Vance Law, R (1, 4) OBP: 0.384, SLG: 0.491										3	0	2	1	1	0	1				
Mike Fitzgerald, R (1, 2) OBP: 0.323, SLG: 0.325										2	0	1	1	1	0	2				
Dennis Martinez, R (1, 1) OBP: 0.105, SLG: 0.056										3	0	0	0	0	1	2				
Inning Stats	R: 0 E: 0 K: 0 S: 3	H: 0 LOB: 0 BB: 0 P: 3	R: 0 E: 0 K: 1 S: 6	H: 1 LOB: 2 BB: 1 P: 10	R: 0 E: 0 K: 1 S: 5	H: 0 LOB: 0 BB: 0 P: 5	R: 2 E: 0 K: 0 S: 6	H: 4 LOB: 2 BB: 0 P: 6	R: 2 E: 0 K: 1 S: 7	H: 2 LOB: 0 BB: 0 P: 7	R: 0 E: 0 K: 0 S: 4	H: 1 LOB: 1 BB: 1 P: 8	R: 0 E: 0 K: 0 S: 3	H: 1 LOB: 0 BB: 0 P: 3	R: 0 E: 1 K: 0 S: 4	H: 0 LOB: 1 BB: 0 P: 4		1B: 6 2B: 3 3B: 0 HR: 1	SF: 0 SAC: 0 DP: 1 HBP: 0	WP: 0 PB: 0 SB: 0 CS: 0
PITCHER Jim Deshaies, L (1, 1) ERA: 3.76	IP: 6.0 WLS: L BF: 27 H: 8 R: 4 ER: 4 SO: 3 BB: 0 IBB: 2 HBP: 0 BLK: 0 WP: 1 HR: 1 S: 31 P: 39 ERA: 6.00 WHIP: 1.333																			
Dave Meads, L (7, 1) ERA: 5.09	IP: 2.0 WLS: L BF: 7 H: 1 R: 0 ER: 0 SO: 0 BB: 0 IBB: 0 HBP: 0 BLK: 0 WP: 0 HR: 0 S: 7 P: 7 ERA: 0.00 WHIP: 0.500																			

AB	32
R	1
H	5
RBI	1
BB	2
SO	4
LOB	9



AB	32
R	4
H	9
RBI	4
BB	2
SO	3
LOB	7



Batter	1	2	3	4	5	6	7	8	9	AB	R	H	RBI	BB	SO	LOB	TOP								
Gerald Young, S (1, 8) OBP: 0.275, SLG: 0.289	0-3 K		0-0 E 6-3 1B	0-0 SF9			0-0 F8		0-0 G3	4	1	1	1	0	1	0									
Bill Doran, S (1, 4) OBP: 0.342, SLG: 0.397	0-0 3-1		0-0 6-3	0-0 F2			0-0 F9		0-0 4-3	5	0	0	1	0	0	0									
Denny Walling, L (1, 3) OBP: 0.366, SLG: 0.451	0-0 E6 BB		0-0 2B		0-0 F5		0-0 1B		0-0 3B	5	1	3	0	0	0	0									
Alan Ashby, S (1, 2) OBP: 0.388, SLG: 0.464	4-0 1-2 BB		0-0 2B	0-0 1B	0-0 3-1		0-3 K		0-0 6-3	4	1	1	1	1	1	2									
Kevin Bass, S (1, 9) OBP: 0.332, SLG: 0.432	0-0 F9		0-0 F7		0-0 4-3			0-0 F7		4	0	0	0	0	0	3									
Jose Cruz, L (1, 7) OBP: 0.313, SLG: 0.410		0-0 F8	0-0 1B			0-0 F9		0-0 1B		4	0	2	1	0	0	0									
Ken Caminiti, S (1, 5) OBP: 0.435, SLG: 0.818		0-0 F9	0-3 K			0-0 1B		0-0 1B		4	0	2	0	0	1	1									
Craig Reynolds, L (1, 6) OBP: 0.311, SLG: 0.360	4-0 BB			0-0 SH1-4 SF9 2B		0-0 F4		0-0 F9		3	1	1	0	1	0	3									
Danny Darwin, R (1, 1) OBP: 0.174, SLG: 0.205	0-3 K			0-0 SH1-4		0-3 K		0-0 6-3		3	0	0	0	0	2	4									
Dave Smith, R (9, 1) OBP: 0.667, SLG: 0.500				2-3						0	0	0	0	0	0	0									
Inning Stats	R: 0 E: 1 K: 1 S: 6	H: 0 LOB: 2 BB: 1 P: 10	R: 0 E: 0 K: 1 S: 5	H: 0 LOB: 1 BB: 1 P: 9	R: 3 E: 0 K: 1 S: 9	H: 4 LOB: 1 BB: 0 P: 9	R: 1 E: 0 K: 0 S: 4	H: 1 LOB: 0 BB: 0 P: 4	R: 0 E: 0 K: 0 S: 3	H: 0 LOB: 0 BB: 0 P: 3	R: 0 E: 0 K: 1 S: 6	H: 1 LOB: 1 BB: 0 P: 6	R: 0 E: 0 K: 1 S: 6	H: 1 LOB: 1 BB: 0 P: 6	R: 0 E: 0 K: 0 S: 5	H: 2 LOB: 2 BB: 0 P: 5	R: 0 E: 0 K: 0 S: 4	H: 1 LOB: 1 BB: 0 P: 4	1B: 6 2B: 3 3B: 1 HR: 0	SF: 1 SAC: 1 DP: 0 HBP: 0	WP: 0 PB: 0 SB: 1 CS: 0	PA: 40			
PITCHER	IP	WLS	BF	H	R	ER	SO	BB	IBB	HBP	BLK	WP	HR	S	P	ERA	WHIP								
Floyd Youmans, R (1, 1) ERA: 3.73	6.0	L	27	6	4	4	4	2	0	0	0	0	0	33	41	6.00	1.333								
Randy St. Claire, R (7, 1) ERA: 4.79	2.0		9	3	0	0	1	0	0	0	0	0	0	11	11	0.00	1.500								
Andy McGaffigan, R (9, 1) ERA: 2.45	1.0		4	1	0	0	0	0	0	0	0	0	0	4	4	0.00	1.000								

Houston Astros @ Montreal Expos
Olympic Stadium, Montreal, QB
Tue Jul 21 1987, 7:05 PM EDT
Att: 30,708 - Unknown

AB	36
R	4
H	10
RBI	4
BB	2
SO	5
LOB	13



Batter	1	2	3	4	5	6	7	8	9	AB	R	H	RBI	BB	SO	LOB	BOTTOM								
Casey Candaele, S (1, 4) OBP: 0.338, SLG: 0.349	0-0 F7		0-3 K			0-0 F9		4-0 BB		3	0	0	0	1	1	0									
Mitch Webster, S (1, 9) OBP: 0.352, SLG: 0.409	0-0 FC4-5 3B			0-0 F8		0-0 2B		0-0 L6		4	0	2	0	0	0	1									
Tim Raines, S (1, 7) OBP: 0.430, SLG: 0.519	0-0 FC4-2-5			0-0 6-3		0-0 F8			0-0 HR	4	1	1	1	0	0	2									
Tim Wallach, R (1, 5) OBP: 0.345, SLG: 0.500	0-0 L6			0-0 F8		0-3 K		0-3 K		4	0	0	0	0	2	1									
Hubie Brooks, R (1, 6) OBP: 0.344, SLG: 0.514		0-0 5-3			0-3 K		0-0 FC3-6 1B		0-0 BLK 1B 2B	4	1	2	0	0	1	0									
Herm Winningham, L (1, 8) OBP: 0.346, SLG: 0.405		0-0 1-3			0-0 F9		0-0 FC3-6		0-3 K	4	0	0	0	0	1	2									
Vance Law, R (1, 3) OBP: 0.386, SLG: 0.495	0-0 F7				0-0 WP 2B		0-0 F4		0-0 1B	4	0	2	1	0	0	1									
Jeff Reed, L (1, 2) OBP: 0.257, SLG: 0.270			0-0 F6			0-0 F5		0-0 F9		3	0	0	0	0	0	1									
Andres Catarraga, R (9, PH) OBP: 0.384, SLG: 0.508					2-3			0-3 K		1	0	0	0	0	1	1									
Floyd Youmans, R (1, 1) OBP: 0.214, SLG: 0.393					0-0 5-3			0-0 F7		1	0	0	0	0	0	0									
Tom Foley, L (6, PH) OBP: 0.358, SLG: 0.378						0-0 6-3				1	0	0	0	0	0	0									
Randy St. Claire, R (7, 1) OBP: 0.400, SLG: 0.400										0	0	0	0	0	0	0									
Wallace Johnson, S (8, PH) OBP: 0.259, SLG: 0.360										1	0	0	0	0	0	0									
Andy McGaffigan, R (9, 1) ERA: 0.96										0	0	0	0	0	0	0									
Inning Stats	R: 0 E: 0 K: 0 S: 4	H: 1 LOB: 1 BB: 0 P: 4	R: 0 E: 0 K: 0 S: 3	H: 0 LOB: 0 BB: 0 P: 3	R: 0 E: 0 K: 1 S: 5	H: 0 LOB: 0 BB: 0 P: 5	R: 0 E: 0 K: 0 S: 3	H: 0 LOB: 0 BB: 0 P: 3	R: 0 E: 0 K: 0 S: 6	H: 1 LOB: 1 BB: 0 P: 6	R: 0 E: 0 K: 0 S: 4	H: 1 LOB: 1 BB: 0 P: 4	R: 0 E: 0 K: 1 S: 6	H: 1 LOB: 1 BB: 0 P: 6	R: 0 E: 0 K: 0 S: 3	H: 0 LOB: 1 BB: 1 P: 7	R: 2 E: 0 K: 3 S: 12	H: 3 LOB: 1 BB: 0 P: 12	1B: 2 2B: 3 3B: 1 HR: 1	SF: 0 SAC: 0 DP: 0 HBP: 0	WP: 1 PB: 0 SB: 0 CS: 0	PA: 35			
PITCHER	IP	WLS	BF	H	R	ER	SO	BB	IBB	HBP	BLK	WP	HR	S	P	ERA	WHIP								
Danny Darwin, R (1, 1) ERA: 3.38	8.0	W	30	5	1	1	3	1	0	0	0	0	0	35	39	1.12	0.750								
Dave Smith, R (9, 1) ERA: 0.96	1.0	S	5	2	1	1	3	0	0	0	1	0	0	11	11	9.00	2.000								

Houston Astros @ Montreal Expos
Olympic Stadium, Montreal, QB
Tue Jul 21 1987, 7:05 PM EDT
Att: 30,708 - Unknown

AB	34
R	2
H	7
RBI	2
BB	1
SO	6
LOB	9



Batter	1	2	3	4	5	6	7	8	9	AB	R	H	RBI	BB	SO	LOB	TOP					
Billy Hatcher, R OBP: 0.374, SLG: 0.441 (1, 9)										4	2	1	0	1	2	1	Houston Astros @ Montreal Expos Olympic Stadium, Montreal, QB Wed Jul 22 1987, 7:05 PM EDT Att: 16,869 - Unknown livebaseballscorecards.com					
Gerald Young, S OBP: 0.250, SLG: 0.260 (1, 8)										5	0	0	1	0	1	1						
Bill Doran, S OBP: 0.345, SLG: 0.410 (1, 4)										5	1	3	2	0	1	0						
Denny Walling, L OBP: 0.362, SLG: 0.442 (1, 3)										4	0	0	0	1	1	2						
Alan Ashby, S OBP: 0.392, SLG: 0.478 (1, 2)										4	2	2	1	1	0	0						
Jose Cruz, L OBP: 0.318, SLG: 0.419 (1, 7)										4	1	2	0	1	1	3						
Ken Caminiti, S OBP: 0.429, SLG: 0.741 (1, 5)										5	0	2	1	0	0	3						
Craig Reynolds, L OBP: 0.314, SLG: 0.367 (1, 6)										4	1	2	0	0	0	3						
Mike Scott, R OBP: 0.163, SLG: 0.109 (1, 1)										4	0	1	1	0	1	5						
Inning Stats	R: 1 E: 0 K: 0 S: 4	H: 1 LOB: 0 BB: 0 P: 4	R: 0 E: 0 K: 0 S: 5	H: 2 LOB: 2 BB: 0 P: 5	R: 0 E: 0 K: 1 S: 5	H: 0 LOB: 0 BB: 0 P: 5	R: 1 E: 0 K: 2 S: 9	H: 2 LOB: 2 BB: 1 P: 13	R: 0 E: 0 K: 1 S: 6	H: 1 LOB: 1 BB: 0 P: 6	R: 2 E: 0 K: 1 S: 7	H: 3 LOB: 1 BB: 1 P: 11	R: 0 E: 0 K: 0 S: 3	H: 1 LOB: 0 BB: 0 P: 3	R: 1 E: 1 K: 1 S: 7	H: 1 LOB: 1 BB: 0 P: 7	R: 2 E: 0 K: 1 S: 7	H: 2 LOB: 2 BB: 2 P: 15	1B: 8 2B: 2 3B: 1 HR: 2	SF: 0 SAC: 0 DP: 2 HBP: 0	WP: 2 PB: 0 CS: 1	PA: 43
PITCHER	IP WLS BF H R ER SO BB IBB HBP BLK WP HR S P ERA WHIP																					
Bob Sebra, R ERA: 3.65 (1, 1)	5.2 L 27 9 4 4 4 4 2 0 0 0 0 2 1 33 41 6.35 1.941																					
Andy McGaffigan, R ERA: 2.4 (6, 1)	1.1 4 1 0 0 1 0 0 0 0 0 0 0 0 6 6 0.00 0.750																					
Tim Burke, R ERA: 1.69 (8, 1)	1.0 5 1 1 0 1 0 0 0 0 0 0 0 0 7 7 0.00 1.000																					
Bob McClure, L ERA: 4.7 (9, 1)	1.0 7 2 2 2 1 2 0 0 0 0 0 1 7 15 18.00 4.000																					

Batter	1	2	3	4	5	6	7	8	9	AB	R	H	RBI	BB	SO	LOB	BOTTOM					
Herm Winningham, L OBP: 0.340, SLG: 0.397 (1, 8)										4	0	0	0	0	1	1	Houston Astros @ Montreal Expos Olympic Stadium, Montreal, QB Wed Jul 22 1987, 7:05 PM EDT Att: 16,869 - Unknown livebaseballscorecards.com					
Mitch Webster, S OBP: 0.348, SLG: 0.404 (1, 9)										4	0	0	0	0	2	0						
Tim Raines, S OBP: 0.424, SLG: 0.511 (1, 7)										4	0	0	0	0	0	1						
Hubie Brooks, R OBP: 0.347, SLG: 0.517 (1, 6)										3	0	1	0	1	2	1						
Andres Galarraga, R OBP: 0.386, SLG: 0.509 (1, 3)										3	0	1	0	1	1	1						
Vance Law, R OBP: 0.397, SLG: 0.496 (1, 5)										3	0	1	0	1	1	4						
Tom Foley, L OBP: 0.306, SLG: 0.374 (1, 4)										4	0	1	0	0	2	3						
Mike Fitzgerald, R OBP: 0.316, SLG: 0.317 (1, 2)										4	0	0	0	0	0	3						
Bob Sebra, R OBP: 0.158, SLG: 0.135 (1, 1)										2	0	0	0	0	1	1						
Andy McGaffigan, R (6, 1)										0	0	0	0	0	0	0						
Wallace Johnson, S OBP: 0.255, SLG: 0.353 (7, PH)										1	0	0	0	0	0	0						
Tim Burke, R (8, 1)										0	0	0	0	0	0	0						
Bob McClure, R (9, 1)										0	0	0	0	0	0	0						
Inning Stats	R: 0 E: 0 K: 1 S: 5	H: 0 LOB: 0 BB: 0 P: 5	R: 0 E: 0 K: 2 S: 7	H: 0 LOB: 1 BB: 1 P: 11	R: 0 E: 0 K: 0 S: 3	H: 0 LOB: 0 BB: 0 P: 3	R: 0 E: 0 K: 0 S: 4	H: 1 LOB: 2 BB: 1 P: 8	R: 0 E: 0 K: 0 S: 8	H: 1 LOB: 1 BB: 0 P: 8	R: 0 E: 1 K: 2 S: 8	H: 0 LOB: 2 BB: 1 P: 12	R: 0 E: 0 K: 0 S: 3	H: 0 LOB: 0 BB: 0 P: 3	R: 0 E: 0 K: 1 S: 5	H: 0 LOB: 0 BB: 0 P: 5	R: 0 E: 0 K: 2 S: 9	H: 2 LOB: 2 BB: 0 P: 9	1B: 1 2B: 3 3B: 0 HR: 0	SF: 0 SAC: 0 DP: 0 HBP: 0	WP: 1 PB: 0 CS: 0	PA: 35
PITCHER	IP WLS BF H R ER SO BB IBB HBP BLK WP HR S P ERA WHIP																					
Mike Scott, R ERA: 2.59 (1, 1)	9.0 W 35 4 0 0 10 3 0 0 0 1 0 0 52 64 0.00 0.778																					


Batter	1	2	3	4	5	6	7	8	9	AB	R	H	RBI	BB	SO	LOB	TOP
Barry Larkin, R (1,6) OBP: 0.295, SLG: 0.366	F9		F8			F8		1B		4	0	1	0	0	0	0	Cincinnati Reds @ Montreal Expos Olympic Stadium, Montreal, QB Fri Jul 24, 1987, 7:05 PM EDT Att: 20,496 - Unknown
Buddy Bell, R (1,5) OBP: 0.366, SLG: 0.421	P3		F7			6-3		1B		4	0	1	0	0	0	0	
Eric Davis, R (1,8) OBP: 0.413, SLG: 0.673	HR		K			K		FC6-4		4	1	1	1	0	2	2	
Dave Parker, L (1,9) OBP: 0.327, SLG: 0.476	2B				K			1-3		4	1	1	0	0	2	0	
Tracy Jones, R (1,7) OBP: 0.343, SLG: 0.484	BB				6-3			1-3		3	0	1	0	1	0	0	
Bo Diaz, R (1,2) OBP: 0.330, SLG: 0.451	P3				K2-3			K		4	0	1	0	0	2	2	
Nick Esasky, R (1,3) OBP: 0.288, SLG: 0.539			F8			5-3		F8		3	0	0	0	0	0	1	
Dave Concepcion, R (1,4) OBP: 0.351, SLG: 0.337			6-3			5-3		K		3	0	0	0	0	1	0	
Guy Hoffman, L (1,1) OBP: 0.120, SLG: 0.120			K			K		K		2	0	0	0	0	2	0	
Lloyd McClendon, R (8, PH) OBP: 0.212, SLG: 0.320										1	0	0	0	0	1	0	
Frank Williams, R (8, 1)										0	0	0	0	0	0	0	
Inning Stats	R: 2 E: 0 K: 0 S: 5	H: 2 LOB: 1 BB: 1 P: 9	R: 0 E: 0 K: 1 S: 5	H: 0 LOB: 0 BB: 0 P: 5	R: 0 E: 0 K: 1 S: 5	H: 1 LOB: 0 BB: 0 P: 7	R: 0 E: 0 K: 2 S: 7	H: 0 LOB: 0 BB: 0 P: 5	R: 0 E: 0 K: 1 S: 6	H: 1 LOB: 1 BB: 0 P: 6	R: 0 E: 0 K: 2 S: 9	H: 2 LOB: 2 BB: 0 P: 9	R: 0 E: 0 K: 1 S: 5	H: 0 LOB: 0 BB: 0 P: 5	1B: 4 2B: 1 3B: 0 HR: 1	SF: 0 SAC: 0 DP: 0 HBP: 0	WP: 0 PA: 33 PB: 1 SB: 2 CS: 1
PITCHER	IP WLS BF H R ER SO BB IBB HBP BLK WP HR S P ERA WHIP																
Neal Heaton, L (1,1) ERA: 4.19	7.2 W 29 6 2 1 9 1 0 0 0 0 1 46 50 1.17 0.913																
Tim Burke, R (8,1) ERA: 1.65	1.1 S 4 0 0 0 1 0 0 0 0 0 0 6 6 0.00 0.000																

Batter	1	2	3	4	5	6	7	8	9	AB	R	H	RBI	BB	SO	LOB	BOTTOM
Reid Nichols, R (1,8) OBP: 0.293, SLG: 0.409	5-3									3	0	0	0	0	0	1	Cincinnati Reds @ Montreal Expos Olympic Stadium, Montreal, QB Fri Jul 24, 1987, 7:05 PM EDT Att: 20,496 - Unknown
Jeff Reed, L (8, PH) OBP: 0.264, SLG: 0.277		L8								1	0	1	0	0	0	0	
Mitch Webster, S (1,9) OBP: 0.343, SLG: 0.397	L7									4	0	0	0	0	1	1	
Tim Raines, S (1,7) OBP: 0.421, SLG: 0.505	K									3	0	0	0	0	1	0	
Tim Wallach, R (1,5) OBP: 0.344, SLG: 0.499										3	1	1	0	0	1	0	
Hubie Brooks, R (1,6) OBP: 0.340, SLG: 0.508										3	1	1	0	0	0	0	
Andres Galarraga, R (1,3) OBP: 0.389, SLG: 0.512										3	1	1	2	0	0	0	
Vance Law, R (1,4) OBP: 0.362, SLG: 0.486										3	0	0	0	0	1	1	
Tim Burke, R (8, 1)										0	0	0	0	0	0	0	
Mike Fitzgerald, R (1,2) OBP: 0.321, SLG: 0.320										2	0	1	0	0	0	0	
Herm Winstanley, L (8, PH) OBP: 0.338, SLG: 0.395										1	0	0	0	0	0	0	
Neal Heaton, L (1,1) OBP: 0.231, SLG: 0.235										2	0	0	1	0	0	1	
Casey Candaele, S (8,4) OBP: 0.335, SLG: 0.346										1	0	0	0	0	0	0	
Inning Stats	R: 0 E: 0 K: 1 S: 5	H: 0 LOB: 0 BB: 0 P: 5	R: 3 E: 0 K: 0 S: 7	H: 4 LOB: 1 BB: 0 P: 7	R: 0 E: 0 K: 0 S: 3	H: 0 LOB: 0 BB: 0 P: 3	R: 0 E: 0 K: 0 S: 3	H: 0 LOB: 0 BB: 0 P: 3	R: 0 E: 0 K: 1 S: 5	H: 0 LOB: 0 BB: 0 P: 5	R: 0 E: 0 K: 1 S: 5	H: 1 LOB: 1 BB: 0 P: 6	R: 0 E: 0 K: 1 S: 6	H: 0 LOB: 0 BB: 0 P: 6	1B: 4 2B: 1 3B: 0 HR: 0	SF: 0 SAC: 0 DP: 0 HBP: 0	WP: 0 PA: 29 PB: 0 SB: 0 CS: 0
PITCHER	IP WLS BF H R ER SO BB IBB HBP BLK WP HR S P ERA WHIP																
Guy Hoffman, L (1,1) ERA: 3.78	7.0 L 25 4 3 3 3 0 0 0 0 0 0 31 31 3.86 0.571																
Frank Williams, R (8,1) ERA: 2.53	1.0 4 1 0 0 1 0 0 0 0 0 0 6 6 0.00 1.000																

Batter	1	2	3	4	5	6	7	8	9	10	11	12	AB	R	H	RBI	BB	SO	LOB				
Barry Larkin, R OBP: 0.293, SLG: 0.360 (1.6)	F8		HBP		G5-4-3			F8		G5-4-3			4	0	0	0	0	0	3				
Buddy Bell, R OBP: 0.363, SLG: 0.416 (1.5)	5-3		BB		6-3			F8			5-3		4	0	0	0	1	0	0				
Eric Davis, R OBP: 0.413, SLG: 0.668 (1.8)	F7		BB			6-3		F9			1B		4	0	1	1	1	1	0				
Dave Parker, L OBP: 0.323, SLG: 0.470 (1.9)		F6	K			K			K		K		5	0	0	0	0	4	4				
Paul O'Neill, L OBP: 0.246, SLG: 0.365 John Franco, L (9.1)	F8					3-1		F8			5-3		4	1	1	0	0	0	0				
Tracy Jones, R OBP: 0.342, SLG: 0.482 Bill Landrum, R OBP: 0.200, SLG: 0.200 (11.1)				2B									0	0	0	0	0	0	0				
Bo Diaz, R OBP: 0.326, SLG: 0.444 (1.2)	5-3				4-3			F6		K			5	0	0	0	0	1	1				
Nick Esasky, R OBP: 0.288, SLG: 0.542 Rob Murphy, L OBP: 0.250, SLG: 0.250 Frank Williams, R (7.1)		5-3		L3-6				F8		SH2-4			3	0	1	1	0	0	0				
Dave Collins, S OBP: 0.316, SLG: 0.278 (9.7)				2B						1B			0	0	0	0	0	0	0				
Kurt Stillwell, S OBP: 0.304, SLG: 0.361 (1.4)			BB	SH3-4	L3-6			F5		SH2-4			4	1	1	0	0	1	1				
Ron Robinson, R OBP: 0.143, SLG: 0.143 Terry Francona, L OBP: 0.244, SLG: 0.293 (7.3)		SH3-4								G5-4-3			1	0	1	0	0	0	0				
													1	1	1	1	1	0	0				
Inning Stats	R: 0 E: 0 K: 0 S: 3	H: 0 LOB: 0 BB: 3	R: 0 E: 0 K: 0 S: 3	H: 0 LOB: 0 BB: 3	R: 1 E: 0 K: 1 S: 6	H: 1 LOB: 3 BB: 2 P: 15	R: 1 E: 0 K: 0 S: 4	H: 2 LOB: 0 BB: 4	R: 0 E: 0 K: 0 S: 3	H: 1 LOB: 0 BB: 0 P: 3	R: 0 E: 0 K: 0 S: 5	H: 0 LOB: 0 BB: 5	R: 1 E: 0 K: 2 S: 7	H: 1 LOB: 1 BB: 1 P: 7	R: 0 E: 0 K: 1 S: 6	H: 1 LOB: 1 BB: 0 P: 6	R: 0 E: 0 K: 2 S: 7	H: 0 LOB: 0 BB: 7	1B: 4 2B: 3 3B: 0 HR: 1	SF: 0 SAC: 2 DP: 3 HBP: 1	WP: 0 PB: 0 SB: 1 CS: 0	PA: 44	
PITCHER	IP WLS BF H R ER SO BB IBB HBP BLK WP HR S P ERA WHIP	PITCHER												IP WLS BF H R ER SO BB IBB HBP BLK WP HR S P ERA WHIP									
Dennis Martinez, R ERA: 3.28 Jeff Parrett, R ERA: 3.51 Tim Burke, L ERA: 1.51 Bob McClure, L ERA: 4.65 Andy McGaffigan, R ERA: 2.3	6.0 2.0 10.1 11.1 11.1	26 7 6 1 4	1 1 2 0 0	1 1 0 0 0	2 2 0 1 0	2 0 0 0 0	0 0 0 0 0	0 0 0 0 0	0 0 0 0 0	0 0 0 0 0	0 0 0 0 0	0 0 0 0 0	0 0 0 0 0	0 0 0 0 0	0 0 0 0 0	0 0 0 0 0	0 0 0 0 0	0 0 0 0 0	0 0 0 0 0	0 0 0 0 0	0 0 0 0 0	0 0 0 0 0	0 0 0 0 0

Cincinnati Reds @ Montreal Expos
Olympic Stadium, Montreal, QB
Sat Jul 25 1987, 7:05 PM EDT
Att. 30,113 - Unknown


AB 38
R 3
H 7
RBI 3
BB 3
SO 7
LOB 10



Batter	1	2	3	4	5	6	7	8	9	10	11	12	AB	R	H	RBI	BB	SO	LOB							
Casey Candaele, S OBP: 0.341, SLG: 0.355 (8.4)	2B	4-3							F9				6	1	4	0	0	0	2							
Herm Winningham, L OBP: 0.338, SLG: 0.391 Mitch Webster, S OBP: 0.345, SLG: 0.399 (7.7)	F7		4-3						FC5		F9		2	0	0	0	1	0	1							
Tim Raines, S OBP: 0.423, SLG: 0.505 (1.7)	F7				5-3								6	1	3	0	0	0	5							
Tim Wallach, R OBP: 0.346, SLG: 0.508 (1.5)			1-3			F8			FC5				5	1	2	2	1	0	3							
Hubie Brooks, R OBP: 0.335, SLG: 0.497 (1.6)	K				F3	6-3		HBP		F9			6	0	1	0	0	2	3							
Andres Galarraga, R OBP: 0.391, SLG: 0.509 (1.3)		E4			F9	F9		G6-4-3					4	0	1	0	1	0	0							
Tom Foley, L OBP: 0.284, SLG: 0.354 Reid Nichols, R OBP: 0.295, SLG: 0.400 Bob McClure, R OBP: 0.250, SLG: 0.250 Andy McGaffigan, R OBP: 0.325, SLG: 0.324 (12.7)		E3			K				FC3-6		F4		2	0	0	0	0	1	1							
Jeff Reed, L OBP: 0.252, SLG: 0.264 (1.2)		FC4-6				F5			FC3-6				5	1	0	0	0	0	5							
Dennis Martinez, R ERA: 3.28 Jeff Parrett, R ERA: 3.51 Wallace Johnson, S OBP: 0.270, SLG: 0.336 Tim Burke, R OBP: 0.270, SLG: 0.488 (11.4)		SH3				G3			F7		F4		1	0	0	0	0	0	0							
													1	0	0	0	0	0	0							
Inning Stats	R: 1 E: 0 K: 1 S: 7	H: 2 LOB: 1 BB: 0 P: 7	R: 0 E: 2 K: 0 S: 5	H: 0 LOB: 2 BB: 0 P: 5	R: 0 E: 0 K: 0 S: 5	H: 1 LOB: 0 BB: 0 P: 3	R: 0 E: 0 K: 1 S: 5	H: 0 LOB: 0 BB: 0 P: 6	R: 0 E: 0 K: 0 S: 4	H: 1 LOB: 2 BB: 1 P: 8	R: 0 E: 0 K: 0 S: 3	H: 0 LOB: 0 BB: 0 P: 3	R: 1 E: 0 K: 0 S: 5	H: 2 LOB: 2 BB: 1 P: 7	R: 0 E: 0 K: 0 S: 5	H: 2 LOB: 2 BB: 0 P: 5	R: 0 E: 0 K: 0 S: 3	H: 1 LOB: 0 BB: 0 P: 3	R: 0 E: 0 K: 0 S: 4	H: 2 LOB: 1 BB: 0 P: 4	R: 1 E: 0 K: 0 S: 5	H: 2 LOB: 3 BB: 2 P: 13	1B: 12 2B: 2 3B: 0 HR: 1	SF: 0 SAC: 1 DP: 1 HBP: 1	WP: 0 PB: 0 SB: 2 CS: 1	PA: 53
PITCHER	IP WLS BF H R ER SO BB IBB HBP BLK WP HR S P ERA WHIP	PITCHER												IP WLS BF H R ER SO BB IBB HBP BLK WP HR S P ERA WHIP												
Ron Robinson, R ERA: 3.99 Rob Murphy, L ERA: 3.43 Frank Williams, R ERA: 2.61 John Franco, L ERA: 1.25 Bill Landrum, R ERA: 4.79	6.0 0.2 7.1 7.1 9.1 11.1	24 5 6 2 8 9	1 2 1 0 0 4	1 1 1 0 0 1	2 0 1 0 0 0	0 0 0 0 0 0	0 0 0 0 0 0	0 0 0 0 0 0	0 0 0 0 0 0	0 0 0 0 0 0	0 0 0 0 0 0	0 0 0 0 0 0	0 0 0 0 0 0	0 0 0 0 0 0	0 0 0 0 0 0	0 0 0 0 0 0	0 0 0 0 0 0	0 0 0 0 0 0	0 0 0 0 0 0	0 0 0 0 0 0	0 0 0 0 0 0	0 0 0 0 0 0	0 0 0 0 0 0	0 0 0 0 0 0	0 0 0 0 0 0	

Cincinnati Reds @ Montreal Expos
Olympic Stadium, Montreal, QB
Sat Jul 25 1987, 7:05 PM EDT
Att. 30,113 - Unknown

AB 46
R 4
H 15
RBI 4
BB 4
SO 4
LOB 25



Batter	1	2	3	4	5	6	7	8	9	AB	R	H	RBI	BB	SO	LOB	TOP			
Barry Larkin, R OBP: 0.292, SLG: 0.358 Dave Concepcion, R OBP: 0.356, SLG: 0.342	0-3 K		0-3 K					0-0 1B		1	0	0	0	0	1	0	<p>Cincinnati Reds @ Montreal Expos</p> <p>Olympic Stadium, Montreal, QB</p> <p>Sun Jul 26 1987, 3:33 AM EDT</p> <p>Att: 37,989 - Unknown</p>			
Dave Collins, S OBP: 0.261, SLG: 0.227	0-0 F7			0-0 3-1		0-0 L5-3		0-0 G3		4	0	0	0	0	0	3				
Buddy Bell, R OBP: 0.363, SLG: 0.415 Terry Francona, L OBP: 0.242, SLG: 0.291	0-0 6-3				0-0 1B		0-0 5-3		0-0 F7	3	0	1	0	0	0	0				
Dave Parker, L OBP: 0.320, SLG: 0.465		0-0 F8		0-3 K			0-0 F7		0-0 6-3	4	0	0	0	0	1	1				
Paul O'Neill, L OBP: 0.236, SLG: 0.348 Bill Scherrer, L OBP: 0.208, SLG: 0.314	0-3 K		0-0 F7			0-0 4-3		0-3 K		3	0	0	0	0	1	1				
Nick Esasky, R OBP: 0.285, SLG: 0.544	0-0 2B				0-0 L7		0-0 F2			3	0	1	0	0	0	0				
Terry McGriff, R OBP: 0.300, SLG: 0.300	0-0 F8				0-0 1B			0-0 1B		3	0	2	0	0	0	1				
Kurt Stillwell, S OBP: 0.301, SLG: 0.357			0-0 F9		0-0 FC4-6		0-0 F9			3	0	0	0	0	0	2				
Bill Gullickson, R OBP: 0.217, SLG: 0.326 Tracy Jones, R OBP: 0.341, SLG: 0.480	0-3 K		0-3 K		0-0 K		0-0 F7			2	0	0	0	0	2	1				
Inning Stats	R: 0 E: 0 K: 1 S: 5	H: 0 LOB: 0 BB: 0 P: 5	R: 0 E: 0 K: 1 S: 6	H: 1 LOB: 1 BB: 0 P: 6	R: 0 E: 0 K: 2 S: 7	H: 0 LOB: 0 BB: 0 P: 7	R: 0 E: 0 K: 1 S: 6	H: 1 LOB: 1 BB: 0 P: 6	R: 0 E: 0 K: 0 S: 3	H: 0 LOB: 0 BB: 0 P: 3	R: 0 E: 0 K: 0 S: 3	H: 0 LOB: 0 BB: 0 P: 3	R: 0 E: 0 K: 0 S: 5	H: 2 LOB: 2 BB: 0 P: 5	R: 0 E: 0 K: 1 S: 5	H: 0 LOB: 0 BB: 0 P: 5		1B: 5 2B: 2 3B: 0 HR: 0	SF: 0 SAC: 0 DP: 1 HBP: 0	WP: 0 PB: 0 SB: 0 CS: 0
PITCHER Floyd Youmans, R ERA: 3.36	IP: 9.0 WLS: W BF: 32 H: 6 R: 0 ER: 0 SO: 7 BB: 0 IBB: 0 HBP: 0 BLK: 0 WP: 0 HR: 0 S: 46 P: 46 ERA: 0.00 WHIP: 0.667																			


Batter	1	2	3	4	5	6	7	8	9	AB	R	H	RBI	BB	SO	LOB	BOTTOM			
Casey Candaele, S OBP: 0.337, SLG: 0.350	0-0 F4		0-0 F8		0-0 G3		0-0 L8			4	0	0	0	0	0	0	<p>Cincinnati Reds @ Montreal Expos</p> <p>Olympic Stadium, Montreal, QB</p> <p>Sun Jul 26 1987, 3:33 AM EDT</p> <p>Att: 37,989 - Unknown</p>			
Tom Foley, L OBP: 0.298, SLG: 0.369	0-0 2B		0-0 F6		0-0 F7		0-0 F9			4	0	1	0	0	0	0				
Tim Raines, S OBP: 0.421, SLG: 0.512	0-0 F7		0-0 HR		0-0 5-3		0-0 3-1			4	1	1	1	0	0	1				
Tim Wallach, R OBP: 0.348, SLG: 0.517	0-0 F5		0-0 F8		0-0 HR		0-0 1B		0-0 FC4-6	4	1	2	1	0	0	1				
Hubie Brooks, R OBP: 0.338, SLG: 0.497		0-0 F8 1B SF8 1B		0-0 1-3		0-0 F8 HR 1B		0-0 FC4-6 G4-6-3		4	2	2	0	0	0	1				
Andres Galarraga, R OBP: 0.380, SLG: 0.506	0-0 1-2 1B		0-3 K		0-0 E5 HR		0-0 G4-6-3			4	1	1	0	0	1	2				
Herm Winningham, L OBP: 0.338, SLG: 0.390	0-0 F8		0-0 E S 1B		0-0 F8		0-0 2-3			3	0	1	0	0	0	4				
Jeff Reed, L OBP: 0.254, SLG: 0.296	0-0 SF8		0-0 G3		0-0 1-H HR					2	1	1	4	0	0	1				
Floyd Youmans, R OBP: 0.194, SLG: 0.355	0-0 F4		0-3 K		0-3 K					3	0	0	0	0	2	1				
Inning Stats	R: 0 E: 0 K: 0 S: 4	H: 1 LOB: 1 BB: 0 P: 4	R: 1 E: 0 K: 0 S: 5	H: 2 LOB: 1 BB: 0 P: 5	R: 1 E: 0 K: 0 S: 4	H: 1 LOB: 0 BB: 0 P: 4	R: 0 E: 0 K: 1 S: 6	H: 1 LOB: 1 BB: 0 P: 6	R: 0 E: 0 K: 1 S: 5	H: 0 LOB: 0 BB: 0 P: 5	R: 4 E: 1 K: 1 S: 9	H: 3 LOB: 0 BB: 0 P: 9	R: 0 E: 0 K: 0 S: 3	H: 0 LOB: 0 BB: 0 P: 3	R: 0 E: 0 K: 0 S: 3	H: 1 LOB: 0 BB: 0 P: 3		1B: 5 2B: 1 3B: 0 HR: 3	SF: 1 SAC: 0 DP: 1 HBP: 0	WP: 0 PB: 0 SB: 1 CS: 0
PITCHER Bill Gullickson, R ERA: 4.5 Bill Scherrer, L ERA: 4.87	IP: 6.0 WLS: L BF: 27 H: 8 R: 6 ER: 3 SO: 3 BB: 0 IBB: 0 HBP: 0 BLK: 0 WP: 0 HR: 3 S: 33 P: 33 ERA: 4.50 WHIP: 1.333																			


livebaseballscorecards.com

REDS

livebaseballscorecards.com

MONTREAL EXPOS

Batter	1	2	3	4	5	6	7	8	9	AB	R	H	RBI	BB	SO	LOB	TOP					
Casey Candaele, S (1, 8) OBP: 0.338, SLG: 0.354	0-3 K	0-0 F8							0-0 6-3	5	2	2	0	0	1	2	<p>Montreal Expos @ Chicago Cubs Wrigley Field, Chicago, IL Tue Jul 28 1987, 3:33 AM CDT Att: 35,299 - Unknown</p> <p>livebaseballscorecards.com</p> <p>AB 34 R 3 H 9 RBI 3 BB 2 SO 8 LOB 15</p> 					
Mitch Webster, S (1, 9) OBP: 0.347, SLG: 0.403	0-0 6-3		0-0 F7							4	0	2	0	0	0	0						
Tim Raines, S (1, 7) OBP: 0.422, SLG: 0.516	4-0 BB		0-0 2B							2	0	1	1	1	0	2						
Tim Wallach, R (1, 5) OBP: 0.349, SLG: 0.517	0-3 K		0-3 K							4	0	2	1	0	2	2						
Hubie Brooks, R (1, 6) OBP: 0.332, SLG: 0.487		0-0 4-3	0-0 L9							4	0	0	0	0	0	3						
Andres Galarraga, R (1, 3) OBP: 0.386, SLG: 0.503		0-0 E 1B								4	1	1	0	0	2	1						
Vance Law, R (1, 4) OBP: 0.379, SLG: 0.481		0-0 E5 1B FC5-2								4	0	0	0	0	0	2						
Jeff Reed, L (1, 2) OBP: 0.262, SLG: 0.297		0-0 FC5-2 1B								3	0	1	1	1	1	0						
Bob Sebra, R (1, 1) OBP: 0.150, SLG: 0.128		0-0 FC5-2								2	0	0	0	0	0	3						
Herm Winningham, L (7, PH) OBP: 0.336, SLG: 0.388										1	0	0	0	0	1	0						
Andy McGaffigan, R (7, 1) Jeff Parrett, R (7, 1) Wallace Johnson, S (9, PH) OBP: 0.246, SLG: 0.340										0	0	0	0	0	0	0						
										1	0	0	0	0	1	0						
										0	0	0	0	0	0	0						
										1	0	0	0	0	1	0						
Inning Stats	R: 0 E: 0 K: 2 S: 7	H: 0 LOB: 1 BB: 1 P: 11	R: 1 E: 1 K: 0 S: 6	H: 2 LOB: 2 BB: 0 P: 6	R: 0 E: 0 K: 1 S: 6	H: 1 LOB: 1 BB: 0 P: 6	R: 0 E: 0 K: 1 S: 5	H: 0 LOB: 1 BB: 1 P: 9	R: 1 E: 0 K: 0 S: 5	H: 3 LOB: 0 BB: 0 P: 5	R: 0 E: 0 K: 1 S: 5	H: 0 LOB: 0 BB: 0 P: 5	R: 1 E: 0 K: 1 S: 6	H: 2 LOB: 0 BB: 0 P: 6	R: 0 E: 0 K: 1 S: 6	H: 1 LOB: 1 BB: 0 P: 6		R: 0 E: 0 K: 1 S: 5	H: 0 LOB: 0 BB: 0 P: 5	1B: 6 2B: 4 3B: 0 HR: 0	SF: 1 SAC: 0 DP: 1 HBP: 0	WP: 1 PB: 0 SB: 0 CS: 1
PITCHER	IP WLS BF H R ER SO BB IBB HBP BLK WP HR S P ERA WHIP	7.0 W 30 8 3 2 6 2 0 0 0 1 0 40 48 2.57 1.429	2.0 S 7 1 0 0 2 0 0 0 0 0 0 0 11 11 0.00 0.500																			
Rick Sutcliffe, R (1, 1) ERA: 3.29																						
Lee Smith, R (8, 1) ERA: 2.77																						

Batter	1	2	3	4	5	6	7	8	9	AB	R	H	RBI	BB	SO	LOB	BOTTOM	
Dave Martinez, L (1, 8) OBP: 0.396, SLG: 0.438	0-0 HR	0-0 4-3							0-0 23 1B HR	5	2	2	1	0	0	4	<p>Montreal Expos @ Chicago Cubs Wrigley Field, Chicago, IL Tue Jul 28 1987, 3:33 AM CDT Att: 35,299 - Unknown</p> <p>livebaseballscorecards.com</p> <p>AB 36 R 8 H 14 RBI 7 BB 4 SO 7 LOB 19</p> 	
23 Ryne Sandberg, R (1, 4) OBP: 0.378, SLG: 0.496	4-0 S BB		0-0 F8							4	2	3	0	1	0	0		
Leon Durham, L (1, 3) OBP: 0.347, SLG: 0.505	0-3 K		0-0 F9							5	1	1	3	0	2	3		
Andre Dawson, R (1, 9) OBP: 0.325, SLG: 0.556	0-0 5-3		0-3 K							5	1	1	1	0	2	2		
Jerry Mumphy, S (1, 7) OBP: 0.382, SLG: 0.485	0-0 4-3									4	1	1	0	1	2	1		
Brian Dayett, R (9, 7) OBP: 0.423, SLG: 0.594										0	0	0	0	0	0	0		
Keith Moreland, R (1, 5) OBP: 0.290, SLG: 0.426		0-0 F9								4	1	2	0	0	0	2		
Jody Davis, R (1, 2) OBP: 0.326, SLG: 0.414		0-0 BB 1B								3	0	2	0	1	0	2		
Luis Quinones, S (1, 6) OBP: 0.211, SLG: 0.211		0-0 F8								4	0	2	2	0	0	3		
Lee Smith, R (8, 1) ERA: 2.42										0	0	0	0	0	0	0		
Rick Sutcliffe, L (1, 1) OBP: 0.210, SLG: 0.164		4-0 BB								1	0	0	0	1	0	2		
Paul Noce, R (8, 6) OBP: 0.292, SLG: 0.394										1	0	0	0	0	1	0		
										1B: 12 2B: 0 3B: 0 HR: 2	SF: 0 SAC: 1 DP: 1 HBP: 0	WP: 0 PB: 0 SB: 2 CS: 0	PA: 41					
PITCHER	IP WLS BF H R ER SO BB IBB HBP BLK WP HR S P ERA WHIP	6.0 9 3 3 3 3 2 0 0 0 0 0 32 40 4.50 1.833	0.1 L 4 2 2 1 1 1 0 0 0 0 0 0 5 9 27.00 9.000	1.2 9 3 3 3 3 1 0 0 0 0 0 1 14 18 16.20 2.400														
Bob Sebra, R (1, 1) ERA: 3.69																		
Andy McGaffigan, R (7, 1) ERA: 2.42																		
Jeff Parrett, R (7, 1) ERA: 4.28																		

Batter	1	2	3	4	5	6	7	8	9	AB	R	H	RBI	BB	SO	LOB	TOP					
Casey Candaele, S OBP: 0.339, SLG: 0.360 (1, 8)										5	2	2	0	0	0	3						
Mitch Webster, S OBP: 0.348, SLG: 0.418 (1, 9)										4	2	2	2	0	0	0						
Tim Raines, S OBP: 0.421, SLG: 0.512 Reid Nichols, R OBP: 0.294, SLG: 0.400 (1, 7)										4	1	1	0	1	0	0						
Tim Wallach, R OBP: 0.350, SLG: 0.523 (1, 5)										5	2	2	1	0	0	3						
Hubie Brooks, R OBP: 0.329, SLG: 0.485 Randy St. Claire, R OBP: 0.400, SLG: 0.400 (1, 6)										5	0	1	2	0	3	2						
Vance Law, R OBP: 0.379, SLG: 0.488 (1, 3)										4	2	1	1	1	0	1						
Tom Foley, L OBP: 0.309, SLG: 0.394 (1, 4)										5	2	3	2	0	0	0						
Mike Fitzgerald, R OBP: 0.337, SLG: 0.330 (1, 2)										3	0	2	1	2	0	0						
Bryn Smith, R OBP: 0.194, SLG: 0.286 Herm Winningham, L OBP: 0.335, SLG: 0.386 (1, 1)										3	0	1	1	0	1	3						
Inning Stats	R: 1 E: 0 K: 1 S: 7	H: 2 LOB: 1 BB: 0 P: 7	R: 1 E: 1 K: 0 S: 5	H: 2 LOB: 1 BB: 0 P: 5	R: 3 E: 0 K: 0 S: 5	H: 2 LOB: 2 BB: 3 P: 17	R: 0 E: 0 K: 0 S: 3	H: 0 LOB: 0 BB: 0 P: 3	R: 2 E: 0 K: 2 S: 9	H: 2 LOB: 1 BB: 1 P: 13	R: 2 E: 0 K: 1 S: 7	H: 2 LOB: 0 BB: 0 P: 7	R: 1 E: 0 K: 0 S: 5	H: 3 LOB: 1 BB: 0 P: 5	R: 1 E: 0 K: 0 S: 5	H: 2 LOB: 1 BB: 0 P: 5	R: 0 E: 0 K: 0 S: 3	H: 0 LOB: 0 BB: 0 P: 3	1B: 7 2B: 4 3B: 2 HR: 3	SF: 0 SAC: 2 DP: 1 HBP: 0	WP: 1 PB: 0 SB: 2 CS: 1	PA: 45
PITCHER	IP WLS BF H R ER SO BB IBB HBP BLK WP HR S P ERA WHIP																					
Greg Maddux, R ERA: 4.72 (1, 1)	3.0 L 18 6 5 4 1 2 2 1 0 0 0 1 0 29 12.00 2.667																					
Ed Lynch, R ERA: 4.66 (4, 1)	2.0 9 2 2 2 2 1 0 0 0 0 0 2 12 16 9.00 1.500																					
Ron Davis, R ERA: 5.81 (6, 1)	2.0 10 5 3 3 1 0 0 0 0 0 0 1 12 12 13.50 2.500																					
Les Lancaster, R ERA: 4.63 (8, 1)	2.0 8 2 1 1 0 0 0 0 0 0 0 0 8 8 4.50 1.000																					

Montreal Expos @ Chicago Cubs
Wrigley Field, Chicago, IL
Wed Jul 29 1987, 3:33 AM CDT
Att: 37,019 - Unknown

AB 39
R 11
H 15
RBI 10
BB 4
SO 4
LOB 12



Batter	1	2	3	4	5	6	7	8	9	AB	R	H	RBI	BB	SO	LOB	BOTTOM			
Dave Martinez, L OBP: 0.394, SLG: 0.435 (1, 8)										4	0	1	0	0	1	0				
23 Ryne Sandberg, R OBP: 0.373, SLG: 0.490 (1, 4)										4	0	0	0	0	1	1				
Leon Durham, L OBP: 0.346, SLG: 0.502 (1, 3)										4	0	1	0	0	1	1				
Andre Dawson, R OBP: 0.323, SLG: 0.551 Paul Noco, R OBP: 0.290, SLG: 0.391 (1, 9)										3	0	0	0	0	0	1				
Jerry Mumphrey, S OBP: 0.385, SLG: 0.482 (1, 7)										3	1	1	0	1	0	1				
Keith Moreland, R OBP: 0.291, SLG: 0.431 Les Lancaster, R (8, 1)										3	1	1	0	0	0	1				
Manny Trillo, R OBP: 0.399, SLG: 0.516 (9, PH)										1	1	1	2	0	0	0				
Jody Davis, R OBP: 0.325, SLG: 0.411 (1, 2)										4	0	1	1	0	0	1				
Luis Quinones, S OBP: 0.227, SLG: 0.227 (1, 6)										3	0	1	0	0	1	2				
Greg Maddux, R OBP: 0.152, SLG: 0.152 Bob Demeter, R OBP: 0.412, SLG: 0.513 Ed Lynch, R OBP: 0.291, SLG: 0.399 Rafael Palmeiro, R OBP: 0.323, SLG: 0.521 Ron Davis, R OBP: 0.411, SLG: 0.589 (1, 1)										0	0	0	0	0	0	0				
Inning Stats	R: 0 E: 0 K: 2 S: 8	H: 1 LOB: 1 BB: 0 P: 8	R: 0 E: 0 K: 1 S: 6	H: 1 LOB: 1 BB: 0 P: 6	R: 0 E: 0 K: 1 S: 6	H: 1 LOB: 1 BB: 0 P: 6	R: 0 E: 0 K: 0 S: 3	H: 0 LOB: 0 BB: 0 P: 3	R: 0 E: 0 K: 0 S: 3	H: 0 LOB: 0 BB: 0 P: 3	R: 1 E: 1 K: 0 S: 5	H: 2 LOB: 1 BB: 0 P: 5	R: 0 E: 0 K: 0 S: 3	H: 0 LOB: 0 BB: 0 P: 3	R: 2 E: 0 K: 0 S: 4	H: 1 LOB: 0 BB: 1 P: 8	1B: 5 2B: 0 3B: 1 HR: 1	SF: 0 SAC: 0 DP: 2 HBP: 0	WP: 0 PB: 0 SB: 0 CS: 0	PA: 34
PITCHER	IP WLS BF H R ER SO BB IBB HBP BLK WP HR S P ERA WHIP																			
Bryn Smith, R ERA: 4.65 (1, 1)	7.0 W 26 6 1 1 4 0 0 0 0 0 0 34 34 1.29 0.857																			
Randy St. Claire, R ERA: 4.76 (8, 1)	2.0 8 1 2 2 0 1 0 0 0 0 0 1 7 11 9.00 1.000																			

Montreal Expos @ Chicago Cubs
Wrigley Field, Chicago, IL
Wed Jul 29 1987, 3:33 AM CDT
Att: 37,019 - Unknown

AB 33
R 3
H 7
RBI 3
BB 1
SO 4
LOB 9



Batter	1	2	3	4	5	6	7	8	9	AB	R	H	RBI	BB	SO	LOB	TOP			
Lenny Dykstra, L (1, 8) OBP: 0.346, SLG: 0.459										5	1	2	0	0	1	0				
Wally Backman, S (1, 4) OBP: 0.297, SLG: 0.280										4	1	1	0	1	1	1				
Keith Hernandez, L (1, 3) Bill Almon, R (8, PR) OBP: 0.350, SLG: 0.327										3	0	2	0	1	0	1				
Darryl Strawberry, L (1, 9) OBP: 0.398, SLG: 0.567										5	0	1	1	0	0	4				
Kevin McReynolds, R (1, 7) OBP: 0.333, SLG: 0.516										4	1	2	0	0	0	2				
Gary Carter, R (1, 2) OBP: 0.300, SLG: 0.410										3	0	1	0	0	0	2				
Barry Lyons, R (6, 2) OBP: 0.274, SLG: 0.341										1	0	0	0	0	2					
Howard Johnson, S (1, 6) OBP: 0.355, SLG: 0.523										4	0	1	1	0	1	4				
Dave Magadan, L (1, 5) OBP: 0.389, SLG: 0.452										3	0	1	0	1	1	0				
John Mitchell, R (1, 1) OBP: 0.285, SLG: 0.120										1	0	0	0	0	1	2				
Doug Sisk, R (4, 1) OBP: 0.216, SLG: 0.374										0	0	0	0	0	0	0				
Rafael Santana, R (5, PH) OBP: 0.245, SLG: 0.298										0	0	0	0	0	0	0				
Randy Myers, L (5, 1) OBP: 0.348, SLG: 0.437										0	0	0	0	0	0	0				
Mookie Wilson, S (7, PH) OBP: 0.348, SLG: 0.437										0	0	0	0	0	0	1				
Don Schulze, R (7, 1) OBP: 0.245, SLG: 0.437										0	0	0	0	0	0	0				
Lee Mazzilli, S (9, PH) OBP: 0.407, SLG: 0.489										1	0	0	0	0	0	0				
Inning Stats	R: 0 E: 0 K: 2 S: 8	H: 1 LOB: 1 BB: 0 P: 8	R: 0 E: 0 K: 2 S: 8	H: 1 LOB: 2 BB: 1 P: 12	R: 0 E: 0 K: 0 S: 3	H: 0 LOB: 1 BB: 1 P: 7	R: 1 E: 0 K: 0 S: 4	H: 2 LOB: 0 BB: 0 P: 4	R: 0 E: 0 K: 0 S: 4	H: 1 LOB: 1 BB: 0 P: 4	R: 0 E: 0 K: 0 S: 3	H: 1 LOB: 0 BB: 0 P: 3	R: 1 E: 0 K: 1 S: 6	H: 3 LOB: 2 BB: 0 P: 6	R: 1 E: 0 K: 1 S: 7	H: 2 LOB: 2 BB: 1 P: 11	1B: 10 2B: 3 3B: 1 HR: 0	SF: 0 SAC: 0 DP: 1 HBP: 0	WP: 0 PB: 0 SB: 3 CS: 0	PA: 40
PITCHER	IP WLS BF H R ER SO BB IBB HBP BLK WP HR S P ERA WHIP																			
Dennis Martinez, R (1, 1) ERA: 3.6	7.0 W 28 7 1 1 4 1 1 0 0 0 0 34 42 1.29 1.143																			
Andy McGaffigan, R (8, 1) ERA: 2.51	1.0 6 3 1 1 0 0 0 0 0 0 0 6 6 9.00 3.000																			
Jeff Parrett, R (9, 1) ERA: 4.45	1.0 6 2 1 1 1 1 0 0 0 0 0 7 11 9.00 3.000																			

New York Mets @ Montreal Expos
Olympic Stadium, Montreal, QB
Fri Jul 31 1987, 7:05 PM EDT
Att: 35,249 - Unknown

AB	37
R	3
H	12
RBI	3
BB	3
SO	5
LOB	19



Batter	1	2	3	4	5	6	7	8	9	AB	R	H	RBI	BB	SO	LOB	BOTTOM			
Casey Candaele, S (1, 8) OBP: 0.345, SLG: 0.371										5	2	3	1	0	0	1				
Mitch Webster, S (1, 9) OBP: 0.359, SLG: 0.435										5	3	4	5	0	0	1				
Tim Raines, S (1, 7) OBP: 0.421, SLG: 0.518										3	2	2	2	1	0	2				
Tim Wallach, R (1, 5) OBP: 0.352, SLG: 0.531										4	2	2	4	0	1	3				
Andy McGaffigan, R (8, 1) ERA: 2.51										0	0	0	0	0	0	0				
Wallace Johnson, S (8, PH) OBP: 0.241, SLG: 0.333										1	0	0	0	0	0	0				
Jeff Parrett, R (9, 1) ERA: 4.45										0	0	0	0	0	0	0				
Hubie Brooks, R (1, 6) OBP: 0.328, SLG: 0.479										5	0	1	1	0	2	2				
Vance Law, R (1, 3) OBP: 0.383, SLG: 0.490										5	1	1	0	0	0	1				
Tom Foley, L (1, 4) OBP: 0.303, SLG: 0.390										4	1	1	0	0	2	1				
Mike Fitzgerald, R (1, 2) OBP: 0.348, SLG: 0.335										3	1	0	0	1	1	1				
Dennis Martinez, R (1, 1) OBP: 0.136, SLG: 0.050										1	1	0	0	1	0	0				
Herm Winningham, L (7, PH) OBP: 0.333, SLG: 0.384										1	0	0	0	0	0	0				
Inning Stats	R: 0 E: 0 K: 2 S: 9	H: 2 LOB: 2 BB: 0 P: 9	R: 0 E: 0 K: 0 S: 3	H: 0 LOB: 0 BB: 0 P: 3	R: 3 E: 1 K: 0 S: 7	H: 3 LOB: 1 BB: 0 P: 7	R: 5 E: 0 K: 0 S: 7	H: 4 LOB: 0 BB: 1 P: 11	R: 4 E: 0 K: 2 S: 10	H: 3 LOB: 1 BB: 2 P: 18	R: 0 E: 0 K: 1 S: 5	H: 0 LOB: 0 BB: 0 P: 5	R: 0 E: 0 K: 0 S: 4	H: 1 LOB: 1 BB: 0 P: 4	R: 1 E: 0 K: 1 S: 6	H: 1 LOB: 0 BB: 0 P: 6	1B: 8 2B: 3 3B: 0 HR: 3	SF: 1 SAC: 1 DP: 0 HBP: 0	WP: 0 PB: 0 SB: 1 CS: 0	PA: 42
PITCHER	IP WLS BF H R ER SO BB IBB HBP BLK WP HR S P ERA WHIP																			
John Mitchell, R (1, 1) ERA: 4.29	3.1 L 19 7 6 3 2 1 0 0 0 0 1 4 4 8.10 2.400																			
Doug Sisk, R (4, 1) ERA: 3.53	0.2 4 2 2 2 0 0 0 0 0 0 0 4 4 27.00 3.000																			
Randy Myers, L (5, 1) ERA: 5.44	2.0 11 3 4 4 3 2 0 0 0 0 1 15 23 18.00 2.500																			
Don Schulze, R (7, 1) ERA: 6.08	2.0 8 2 1 1 1 0 0 0 0 0 1 10 10 4.50 1.000																			

New York Mets @ Montreal Expos
Olympic Stadium, Montreal, QB
Fri Jul 31 1987, 7:05 PM EDT
Att: 35,249 - Unknown

AB	37
R	13
H	14
RBI	13
BB	3
SO	6
LOB	12



Batter	1	2	3	4	5	6	7	8	9	AB	R	H	RBI	BB	SO	LOB	TOP			
Lenny Dykstra, L OBP: 0.351, SLG: 0.463	SH5-3 1B			7-2 2B		SH2-3	F7			2	1	1	2	2	0	0	New York Mets @ Montreal Expos Olympic Stadium, Montreal, QB Sat Aug 01 1987, 7:05 PM EDT Att: 41,411 - Unknown			
Wally Backman, S OBP: 0.304, SLG: 0.280	SH5-3									0	0	0	0	2	0	0				
Tim Teufel, R OBP: 0.426, SLG: 0.599										2	1	1	1	0	1	0				
Keith Hernandez, L OBP: 0.387, SLG: 0.434										3	1	1	1	1	0	5				
Lee Mazzilli, S OBP: 0.404, SLG: 0.484		F7		7-2						1	0	0	0	0	0	0				
Darryl Strawberry, L OBP: 0.397, SLG: 0.562	F5									3	2	0	0	1	0	2				
Mookie Wilson, S OBP: 0.351, SLG: 0.459										1	0	1	0	0	0	0				
Kevin McReynolds, R OBP: 0.333, SLG: 0.514	6-3									4	2	1	0	1	1	2				
Doug Sisk, R										0	0	0	0	0	0	0				
Jesse Orosco, R										0	0	0	0	0	0	0				
Gary Carter, R OBP: 0.296, SLG: 0.404		6-3		F9						5	0	0	0	0	1	5				
Howard Johnson, S OBP: 0.356, SLG: 0.529										4	3	1	4	1	0	1				
Dave Magadan, L OBP: 0.390, SLG: 0.462										4	1	1	1	1	0	0				
Terry Leach, R OBP: 0.077, SLG: 0.040										3	1	0	0	0	0	1				
Bill Almon, R OBP: 0.344, SLG: 0.321										1	0	0	0	0	0	0				
Inning Stats	R: 1 E: 0 K: 0 S: 4	H: 1 LOB: 1 BB: 1 P: 8	R: 1 E: 0 K: 0 S: 4	H: 1 LOB: 3 BB: 3 P: 16	R: 0 E: 0 K: 1 S: 5	H: 0 LOB: 0 BB: 0 P: 5	R: 2 E: 1 K: 0 S: 4	H: 1 LOB: 1 BB: 2 P: 12	R: 2 E: 1 K: 0 S: 4	H: 1 LOB: 0 BB: 1 P: 8	R: 6 E: 2 K: 1 S: 9	H: 2 LOB: 0 BB: 2 P: 17	R: 0 E: 0 K: 1 S: 5	H: 1 LOB: 0 BB: 0 P: 4	R: 0 E: 0 K: 0 S: 3	H: 0 LOB: 0 BB: 0 P: 3	1B: 4 2B: 2 3B: 1 HR: 1	SF: 0 SAC: 3 DP: 2 HBP: 0	WP: 0 PB: 0 SB: 4 CS: 0	PA: 45
PITCHER	IP WLS BF H R ER SO BB IBB HBP BLK WP HR S P ERA WHIP	IP WLS BF H R ER SO BB IBB HBP BLK WP HR S P ERA WHIP	IP WLS BF H R ER SO BB IBB HBP BLK WP HR S P ERA WHIP	IP WLS BF H R ER SO BB IBB HBP BLK WP HR S P ERA WHIP	IP WLS BF H R ER SO BB IBB HBP BLK WP HR S P ERA WHIP	IP WLS BF H R ER SO BB IBB HBP BLK WP HR S P ERA WHIP	IP WLS BF H R ER SO BB IBB HBP BLK WP HR S P ERA WHIP	IP WLS BF H R ER SO BB IBB HBP BLK WP HR S P ERA WHIP	IP WLS BF H R ER SO BB IBB HBP BLK WP HR S P ERA WHIP	IP WLS BF H R ER SO BB IBB HBP BLK WP HR S P ERA WHIP	IP WLS BF H R ER SO BB IBB HBP BLK WP HR S P ERA WHIP	IP WLS BF H R ER SO BB IBB HBP BLK WP HR S P ERA WHIP	IP WLS BF H R ER SO BB IBB HBP BLK WP HR S P ERA WHIP	IP WLS BF H R ER SO BB IBB HBP BLK WP HR S P ERA WHIP	IP WLS BF H R ER SO BB IBB HBP BLK WP HR S P ERA WHIP	IP WLS BF H R ER SO BB IBB HBP BLK WP HR S P ERA WHIP	IP WLS BF H R ER SO BB IBB HBP BLK WP HR S P ERA WHIP			
Floyd Youmans, R ERA: 3.53	3.1	L	20	3	4	3	1	6	0	0	0	0	0	0	16	40	8.10	2.700		
Andy McCaffigan, R ERA: 2.45	4.1		6	1	2	0	0	1	0	0	0	0	0	0	5	9	0.00	1.200		
Bob McClure, L ERA: 4.6	6.1		6	1	5	1	0	2	0	0	0	0	0	0	4	12	27.00	9.000		
Randy St. Claire, R ERA: 4.68	6.1		10	2	1	0	2	0	0	0	0	0	0	1	14	14	0.00	0.750		
Vance Law, R ERA: 3.98	9.1		3	0	0	0	0	0	0	0	0	0	0	0	3	3	0.00	0.000		

Batter	1	2	3	4	5	6	7	8	9	AB	R	H	RBI	BB	SO	LOB	BOTTOM					
Casey Candaele, S OBP: 0.344, SLG: 0.368	B1-3		4-3		F4			2B E BB		3	1	0	0	1	0	1	New York Mets @ Montreal Expos Olympic Stadium, Montreal, QB Sat Aug 01 1987, 7:05 PM EDT Att: 41,411 - Unknown					
Mitch Webster, S OBP: 0.361, SLG: 0.437			4-3					E9 4-3 2B		3	2	1	0	1	0	0						
Tim Raines, S OBP: 0.420, SLG: 0.517					F8			4-3		3	0	1	1	0	0	0						
Herm Winningham, L OBP: 0.332, SLG: 0.382								4-3		1	0	0	1	0	0	0						
Tim Wallach, R OBP: 0.353, SLG: 0.529								4-3		1	0	0	0	1	0	1						
Dave Engle, R OBP: 0.273, SLG: 0.295										1	0	0	0	1	1	0						
Hubie Brooks, R OBP: 0.323, SLG: 0.472										3	0	0	0	0	0	3						
Reid Nichols, R OBP: 0.291, SLG: 0.396										1	0	0	0	0	0	0						
Vance Law, R OBP: 0.381, SLG: 0.487										4	1	1	0	0	0	0						
Tom Foley, L OBP: 0.302, SLG: 0.393										4	0	1	0	0	1	1						
Jeff Reed, L OBP: 0.254, SLG: 0.287										4	0	0	0	0	0	2						
Floyd Youmans, R ERA: 3.53	7.0		27	4	2	2	2	3	0	0	0	0	0	0	28	40	2.57	1.000				
Andy McCaffigan, R ERA: 2.52	8.1		5	1	2	1	1	1	0	0	0	0	0	6	10	9.00	2.000					
Wallace Johnson, S ERA: 3.53	9.1		3	0	0	0	0	0	0	0	0	0	0	3	3	0.00	0.000					
Bob McClure, R ERA: 4.6	11.1									1	0	0	0	0	1	0						
Randy St. Claire, R ERA: 4.68	11.1									0	0	0	0	0	0	0						
Mike Fitzgerald, R OBP: 0.346, SLG: 0.335	9.4									0	0	0	0	0	0	0						
Inning Stats	R: 1 E: 0 K: 0 S: 4	H: 1 LOB: 1 BB: 1 P: 8	R: 0 E: 0 K: 0 S: 3	H: 0 LOB: 0 BB: 0 P: 3	R: 0 E: 0 K: 1 S: 5	H: 0 LOB: 0 BB: 0 P: 5	R: 0 E: 0 K: 0 S: 2	H: 0 LOB: 0 BB: 1 P: 6	R: 1 E: 0 K: 1 S: 7	H: 2 LOB: 1 BB: 0 P: 7	R: 0 E: 0 K: 0 S: 3	H: 0 LOB: 1 BB: 1 P: 7	R: 0 E: 0 K: 1 S: 4	H: 1 LOB: 0 BB: 0 P: 4	R: 2 E: 1 K: 1 S: 6	H: 1 LOB: 0 BB: 1 P: 10	R: 0 E: 0 K: 0 S: 3	H: 0 LOB: 0 BB: 0 P: 3	1B: 3 2B: 2 3B: 0 HR: 0	SF: 0 SAC: 0 DP: 1 HBP: 0	WP: 0 PB: 0 SB: 2 CS: 0	PA: 35
PITCHER	IP WLS BF H R ER SO BB IBB HBP BLK WP HR S P ERA WHIP	IP WLS BF H R ER SO BB IBB HBP BLK WP HR S P ERA WHIP	IP WLS BF H R ER SO BB IBB HBP BLK WP HR S P ERA WHIP	IP WLS BF H R ER SO BB IBB HBP BLK WP HR S P ERA WHIP	IP WLS BF H R ER SO BB IBB HBP BLK WP HR S P ERA WHIP	IP WLS BF H R ER SO BB IBB HBP BLK WP HR S P ERA WHIP	IP WLS BF H R ER SO BB IBB HBP BLK WP HR S P ERA WHIP	IP WLS BF H R ER SO BB IBB HBP BLK WP HR S P ERA WHIP	IP WLS BF H R ER SO BB IBB HBP BLK WP HR S P ERA WHIP	IP WLS BF H R ER SO BB IBB HBP BLK WP HR S P ERA WHIP	IP WLS BF H R ER SO BB IBB HBP BLK WP HR S P ERA WHIP	IP WLS BF H R ER SO BB IBB HBP BLK WP HR S P ERA WHIP	IP WLS BF H R ER SO BB IBB HBP BLK WP HR S P ERA WHIP	IP WLS BF H R ER SO BB IBB HBP BLK WP HR S P ERA WHIP	IP WLS BF H R ER SO BB IBB HBP BLK WP HR S P ERA WHIP	IP WLS BF H R ER SO BB IBB HBP BLK WP HR S P ERA WHIP	IP WLS BF H R ER SO BB IBB HBP BLK WP HR S P ERA WHIP					
Terry Leach, R ERA: 2.52	1.1		27	4	2	2	2	3	0	0	0	0	0	0	28	40	2.57	1.000				
Doug Sisk, R ERA: 3.53	8.1		5	1	2	1	1	1	0	0	0	0	0	6	10	9.00	2.000					
Jesse Orosco, L ERA: 4.94	9.1		3	0	0	0	0	0	0	0	0	0	0	3	3	0.00	0.000					

Batter	1	2	3	4	5	6	7	8	9	AB	R	H	RBI	BB	SO	LOB	TOP					
Vince Coleman, S (1,7) OBP: 0.368, SLG: 0.331	5-3		G3		1-3		SH1-3	1B		4	0	1	0	0	0	0	St. Louis Cardinals @ Montreal Expos Olympic Stadium, Montreal, QB Mon Aug 03 1987, 7:05 PM EDT Att: 33,424 - Unknown					
Ozzie Smith, S (1,6) OBP: 0.386, SLG: 0.368	BB		F7		4-3		3-1	6-3		4	0	0	0	1	0	3						
Tom Herr, S (1,4) OBP: 0.365, SLG: 0.349	F8		2-3		K		1B	2B		5	0	1	1	0	2	1						
Willie McGee, S (1,8) OBP: 0.322, SLG: 0.440	F7				FC4-6	1B	E4	1B		5	1	2	0	0	0	1						
Terry Pendleton, S (1,5) OBP: 0.376, SLG: 0.432		K			E6	1B	4-3			4	0	0	0	1	1	2						
Curt Ford, L (1,9) OBP: 0.333, SLG: 0.429	F4		FC4-6		K		4-3			4	0	0	0	0	1	6						
Jim Lindeman, R (1,3) OBP: 0.248, SLG: 0.413		HR			K					3	2	2	2	0	1	2						
Tony Peña, R (1,2) OBP: 0.327, SLG: 0.357		HR					HR			2	1	1	2	1	0	0						
Ricky Horton, L (1,1) OBP: 0.250, SLG: 0.261										3	1	1	0	0	1	3						
John Morris, L (8, PH) OBP: 0.329, SLG: 0.449										1	0	0	0	0	1	1						
Todd Worrell, R (8,1) OBP: 0.200, SLG: 0.200										0	0	0	0	0	0	0						
Inning Stats	R: 0 E: 0 K: 0 S: 3	H: 0 LOB: 1 BB: 1 P: 7	R: 2 E: 0 K: 2 S: 8	H: 1 LOB: 0 BB: 0 P: 9	R: 0 E: 0 K: 0 S: 3	H: 0 LOB: 0 BB: 0 P: 3	R: 0 E: 1 K: 1 S: 7	H: 1 LOB: 3 BB: 1 P: 11	R: 0 E: 0 K: 0 S: 5	H: 0 LOB: 0 BB: 0 P: 5	R: 2 E: 0 K: 0 S: 6	H: 1 LOB: 0 BB: 0 P: 7	R: 1 E: 0 K: 0 S: 6	H: 3 LOB: 3 BB: 1 P: 10	R: 0 E: 0 K: 1 S: 7	H: 2 LOB: 2 BB: 0 P: 7	R: 0 E: 0 K: 1 S: 5	H: 0 LOB: 0 BB: 0 P: 5	1B: 5 2B: 1 3B: 0 HR: 2	SF: 0 SAC: 2 DP: 0 HBP: 1	WP: 0 PB: 0 SB: 2 CS: 0	PA: 41
PITCHER	IP WLS BF H R ER SO BB IBB HBP BLK WP HR S P ERA WHIP	7.0 L 33 6 5 3 5 1 2 1 0 0 2 39 52 3.86 1.000	2.0 S 8 2 0 0 2 0 0 0 0 0 0 12 12 0.00 1.000	PITCHER										IP WLS BF H R ER SO BB IBB HBP BLK WP HR S P ERA WHIP								
Bryn Smith, R (1,1) ERA: 4.59											7.0 L 33 6 5 3 5 1 2 1 0 0 2 39 52 3.86 1.000											
Andy McGaffigan, R (8,1) ERA: 2.39											2.0 S 8 2 0 0 2 0 0 0 0 0 0 12 12 0.00 1.000											

AB 35
R 5
H 8
RBI 5
BB 3
SO 7
LOB 19



Batter	1	2	3	4	5	6	7	8	9	AB	R	H	RBI	BB	SO	LOB	BOTTOM					
Reid Nichols, R (1,8) OBP: 0.299, SLG: 0.420	FC6-4		1B		F7		L4		F7	4	1	2	0	0	0	0	St. Louis Cardinals @ Montreal Expos Olympic Stadium, Montreal, QB Mon Aug 03 1987, 7:05 PM EDT Att: 33,424 - Unknown					
Herm Winningham, L (9, PH) OBP: 0.329, SLG: 0.377	1B		3B							1	0	0	0	0	0	0						
Mitch Webster, S (1,9) OBP: 0.364, SLG: 0.433	F9		CS		5-3		FC6-4			3	0	1	0	2	0	1						
Tim Raines, S (1,7) OBP: 0.417, SLG: 0.508	F7		CS				FC6-4			5	0	2	1	0	1	3						
Tim Wallach, R (1,5) OBP: 0.351, SLG: 0.523	FC6-4		P5		1-3					4	0	0	0	0	1	4						
Hubie Brooks, R (1,6) OBP: 0.317, SLG: 0.457		L9			F8		F7		5-3	4	0	0	0	0	0	0						
Andres Galarraga, R (1,3) OBP: 0.389, SLG: 0.504					G1		F9			3	0	1	0	1	0	0						
Vance Law, R (1,4) OBP: 0.381, SLG: 0.483	F7				2B					3	1	2	0	1	0	1						
Mike Fitzgerald, R (1,2) OBP: 0.349, SLG: 0.335	5-3						K			4	0	1	1	0	2	4						
Bryn Smith, R (1,1) OBP: 0.182, SLG: 0.267										2	0	0	0	0	1	1						
Casey Candaele, S (7, PH) OBP: 0.339, SLG: 0.362										1	0	0	0	0	0	0						
Andy McGaffigan, R (8,1) ERA: 2.39										0	0	0	0	0	0	0						
Wallace Johnson, S (8, PH) OBP: 0.262, SLG: 0.339										1	0	0	0	0	0	0						
Inning Stats	R: 0 E: 0 K: 0 S: 4	H: 1 LOB: 1 BB: 0 P: 4	R: 0 E: 0 K: 0 S: 3	H: 0 LOB: 1 BB: 1 P: 7	R: 1 E: 0 K: 1 S: 6	H: 2 LOB: 1 BB: 1 P: 10	R: 1 E: 0 K: 0 S: 5	H: 2 LOB: 1 BB: 0 P: 5	R: 0 E: 0 K: 0 S: 4	H: 1 LOB: 1 BB: 0 P: 4	R: 0 E: 0 K: 1 S: 6	H: 1 LOB: 1 BB: 0 P: 6	R: 0 E: 0 K: 2 S: 8	H: 0 LOB: 1 BB: 1 P: 7	R: 0 E: 0 K: 2 S: 8	H: 1 LOB: 2 BB: 1 P: 12	R: 0 E: 0 K: 1 S: 6	H: 1 LOB: 1 BB: 0 P: 6	1B: 6 2B: 2 3B: 1 HR: 0	SF: 0 SAC: 0 DP: 0 HBP: 0	WP: 0 PB: 0 SB: 0 CS: 2	PA: 39
PITCHER	IP WLS BF H R ER SO BB IBB HBP BLK WP HR S P ERA WHIP	7.0 W 30 7 2 2 2 3 0 0 0 0 0 31 43 2.57 1.429	2.0 S 9 2 0 0 3 1 0 0 0 0 0 14 18 0.00 1.500	PITCHER										IP WLS BF H R ER SO BB IBB HBP BLK WP HR S P ERA WHIP								
Ricky Horton, L (1,1) ERA: 3.56											7.0 W 30 7 2 2 2 3 0 0 0 0 0 31 43 2.57 1.429											
Todd Worrell, R (8,1) ERA: 3.43											2.0 S 9 2 0 0 3 1 0 0 0 0 0 14 18 0.00 1.500											

AB 35
R 2
H 9
RBI 2
BB 4
SO 5
LOB 14



Batter	1	2	3	4	5	6	7	8	9	AB	R	H	RBI	BB	SO	LOB	TOP											
Vince Coleman, S OBP: 0.366, SLG: 0.329										5	1	1	0	0	1	2												
Ozzie Smith, S OBP: 0.386, SLG: 0.366										5	1	1	1	0	0	0												
Tom Herr, S OBP: 0.365, SLG: 0.349 Tom Lawless, R (1, PH)										0	0	0	0	0	0	0												
John Morris, L OBP: 0.326, SLG: 0.443										2	2	0	0	2	0	0												
Willie McGee, S OBP: 0.324, SLG: 0.441										4	1	2	1	0	0	0												
Terry Pendleton, S OBP: 0.377, SLG: 0.431										3	0	1	0	1	1	1												
Jim Lindeman, R OBP: 0.248, SLG: 0.411										3	0	1	1	0	1	1												
José Quiendo, S OBP: 0.434, SLG: 0.379										2	0	1	1	2	0	0												
Tony Peña, R OBP: 0.321, SLG: 0.351										4	0	0	0	0	0	6												
Greg Mathews, R OBP: 0.229, SLG: 0.217 Lee Tunnell, R OBP: 0.235, SLG: 0.235 Pat Perry, L OBP: 0.167, SLG: 0.167 Bill Dawley, R OBP: 0.286, SLG: 0.167 Curt Ford, L OBP: 0.332, SLG: 0.427										3	0	0	0	0	0	6												
Inning Stats	R: 4 E: 1 K: 0 S: 8	H: 5 LOB: 2 BB: 1 P: 12	R: 1 E: 0 K: 1 S: 6	H: 1 LOB: 1 BB: 1 P: 10	R: 0 E: 0 K: 0 S: 4	H: 1 LOB: 2 BB: 1 P: 8	R: 0 E: 0 K: 0 S: 3	H: 0 LOB: 0 BB: 0 P: 3	R: 0 E: 0 K: 0 S: 3	H: 0 LOB: 0 BB: 0 P: 3	R: 0 E: 0 K: 1 S: 5	H: 0 LOB: 0 BB: 0 P: 5	R: 0 E: 0 K: 0 S: 3	H: 0 LOB: 0 BB: 0 P: 3	R: 0 E: 0 K: 1 S: 5	H: 0 LOB: 0 BB: 0 P: 5	1B: 7 2B: 0 3B: 0 HR: 0	SF: 1 SAC: 0 DP: 0 HBP: 0	WP: 1 PB: 0 SB: 3 CS: 0	PA: 39								
PITCHER	IP	WLS	BF	H	R	ER	SO	BB	IBB	HBP	BLK	WP	HR	S	P	ERA	WHIP											
Neal Heaton, L ERA: 4.29	(1, 1)	0.1	7	5	4	4	0	1	0	0	0	0	0	6	10	108.00	18.000											
Randy St. Claire, R ERA: 4.7	(1, 1)	1.2	7	1	1	1	1	1	0	0	0	0	1	0	8	12	5.40	1.200										
Bob McClure, L ERA: 4.08	(3, 1)	3.0	W	13	1	0	0	3	0	0	1	0	0	10	22	0.00	1.333											
Jeff Parrett, R ERA: 3.93	(6, 1)	4.0	S	12	0	0	0	2	0	0	0	0	0	16	16	0.00	0.000											

St. Louis Cardinals @ Montreal Expos
Olympic Stadium, Montreal, QB
Tue Aug 04 1987, 7:05 PM EDT
Att: 35,555 - Unknown

AB	33
R	5
H	7
RBI	4
BB	5
SO	3
LOB	16



Batter	1	2	3	4	5	6	7	8	9	AB	R	H	RBI	BB	SO	LOB	BOTTOM										
Tim Raines, S OBP: 0.416, SLG: 0.516										5	2	2	2	0	1	2											
Mitch Webster, S OBP: 0.397, SLG: 0.436										4	1	2	0	1	0	2											
Hubie Brooks, R OBP: 0.318, SLG: 0.454										4	2	1	0	1	0	1											
Tim Wallach, R OBP: 0.351, SLG: 0.532										5	1	2	2	0	0	5											
Andres Galarraga, R OBP: 0.395, SLG: 0.506										3	1	2	1	2	1	1											
Vance Law, R OBP: 0.379, SLG: 0.480										4	1	1	2	0	2	3											
Reid Nichols, R OBP: 0.303, SLG: 0.416 Wallace Johnson, S OBP: 0.258, SLG: 0.333 Jeff Parrett, R (6, 1)										1	1	0	0	1	0	0											
Mike Fitzgerald, R OBP: 0.352, SLG: 0.335 Bob McClure, R (3, 1)										0	0	0	0	1	0	0											
Herm Winningham, L OBP: 0.326, SLG: 0.374 (6, 8)										1	0	0	0	0	0	0											
Neal Heaton, L OBP: 0.222, SLG: 0.226 Randy St. Claire, R OBP: 0.333, SLG: 0.333 Dave Engle, R OBP: 0.279, SLG: 0.302 (2, PH) Jeff Reed, L OBP: 0.258, SLG: 0.284 (6, 2)										2	0	1	2	0	0	0											
Inning Stats	R: 0 E: 0 K: 0 S: 4	H: 1 LOB: 1 BB: 0 P: 4	R: 2 E: 0 K: 1 S: 7	H: 2 LOB: 2 BB: 2 P: 15	R: 0 E: 0 K: 2 S: 8	H: 1 LOB: 1 BB: 0 P: 8	R: 0 E: 0 K: 0 S: 3	H: 0 LOB: 0 BB: 0 P: 3	R: 4 E: 1 K: 0 S: 6	H: 3 LOB: 1 BB: 2 P: 14	R: 3 E: 0 K: 1 S: 8	H: 3 LOB: 2 BB: 2 P: 16	R: 0 E: 0 K: 0 S: 3	H: 0 LOB: 0 BB: 0 P: 3	R: 1 E: 0 K: 1 S: 6	H: 1 LOB: 1 BB: 1 P: 10	1B: 7 2B: 2 3B: 0 HR: 2	SF: 1 SAC: 0 DP: 0 HBP: 0	WP: 0 PB: 0 SB: 0 CS: 0	PA: 42							
PITCHER	IP	WLS	BF	H	R	ER	SO	BB	IBB	HBP	BLK	WP	HR	S	P	ERA	WHIP										
Greg Mathews, L ERA: 4.16	(1, 1)	4.0	L	4	2	2	1	0	1	0	0	0	0	3	7	27.00	9.000										
Lee Tunnell, R ERA: 4.65	(5, 1)	0.1	L	4	2	2	1	0	1	0	0	0	0	3	7	27.00	9.000										
Pat Perry, L ERA: 4.34	(5, 1)	0.2	5	2	3	3	0	1	0	0	0	0	1	4	8	40.50	4.500										
Bill Dawley, R ERA: 3.89	(6, 1)	3.0	13	2	1	1	2	2	0	0	0	0	1	15	23	3.00	1.333										

St. Louis Cardinals @ Montreal Expos
Olympic Stadium, Montreal, QB
Tue Aug 04 1987, 7:05 PM EDT
Att: 35,555 - Unknown

AB	34
R	10
H	11
RBI	9
BB	7
SO	5
LOB	18



Batter	1	2	3	4	5	6	7	8	9	AB	R	H	RBI	BB	SO	LOB	TOP				
Tim Raines, S OBP: 0.420, SLG: 0.512 (1, 7)	E7 1B	HBP			K			1B S BB	4-3	3	2	0	0	1	1	2					
Mitch Webster, S OBP: 0.394, SLG: 0.430 (1, 9)	L4	F8			L3			1B FC6-4 1B	FC6-4 IBB	4	1	1	0	1	0	2					
Hubie Brooks, R OBP: 0.313, SLG: 0.441 (1, 6)	1B SF7 1B		5-3			6-3		F3	FC6-4	5	1	1	1	1	0	4					
Tim Wallach, R OBP: 0.353, SLG: 0.530 (1, 5)	1B			F8		1B		FC6-4 1B	L4	5	0	3	2	0	0	2					
Andres Galarraga, R OBP: 0.400, SLG: 0.517 (1, 3)	1B			6-3		1B		FC6-4 1B		4	0	2	1	0	0	1					
Hern Wainwright, L OBP: 0.322, SLG: 0.370 (1, 8)	SF7				F8		G4-6-3	1B		3	0	1	1	0	0	2					
Vance Law, R OBP: 0.372, SLG: 0.470 (1, 4)	F7				F8			F8		4	1	1	0	0	0	2					
Jeff Reed, L OBP: 0.254, SLG: 0.279 (1, 2)		3-1			G3			G3		4	1	1	0	0	0	0					
Floyd Youmans, R OBP: 0.176, SLG: 0.324 Tom Foley, L OBP: 0.303, SLG: 0.399 Jeff Parrett, R Casey Candeale, S OBP: 0.340, SLG: 0.368 Tim Burke, R (7, PH) (7, 1) (9, PH) (9, 1)		5-3						F8		2	0	0	0	0	0	0					
Inning Stats	R: 2 E: 1 K: 0 S: 7	H: 3 LOB: 2 BB: 0 P: 7	R: 0 E: 0 K: 0 S: 3	H: 0 LOB: 1 BB: 0 P: 4	R: 0 E: 0 K: 0 S: 3	H: 0 LOB: 0 BB: 0 P: 3	R: 0 E: 0 K: 0 S: 3	H: 0 LOB: 0 BB: 0 P: 3	R: 0 E: 0 K: 1 S: 5	H: 2 LOB: 1 BB: 0 P: 4	R: 0 E: 0 K: 0 S: 3	H: 0 LOB: 0 BB: 0 P: 3	R: 2 E: 0 K: 0 S: 5	H: 3 LOB: 2 BB: 1 P: 9	R: 2 E: 1 K: 0 S: 6	H: 2 LOB: 2 BB: 1 P: 10	1B: 10 2B: 0 3B: 0 HR: 0	SF: 1 SAC: 1 DP: 1 HBP: 1	WP: 1 PB: 0 CS: 1	PA: 40	
PITCHER	IP	WLS	BF	H	R	ER	SO	BB	IBB	HBP	BLK	WP	HR	S	P	ERA	WHIP				
Rick Reuschel, R ERA: 2.44 Barry Jones, R ERA: 8.15 Jim Gott, R ERA: 4.68	(1, 1)	3.1	15	3	2	0	0	0	0	1	0	0	0	14	15	0.00	0.900				
	(4, 1)	3.2	12	2	0	0	1	0	0	0	0	0	0	14	14	0.00	0.545				
	(8, 1)	2.0	L	13	5	4	3	0	1	1	0	0	1	0	11	13.50	3.000				

Montreal Expos @ Pittsburgh Pirates
Three Rivers Stadium, Pittsburgh, PA
Thu Aug 06 1987, 7:05 PM EDT
Att: 7,755 - Unknown

AB	35
R	6
H	10
RBI	5
BB	2
SO	1
LOB	15



Batter	1	2	3	4	5	6	7	8	9	AB	R	H	RBI	BB	SO	LOB	BOTTOM					
Barry Bonds, L OBP: 0.326, SLG: 0.473 (1, 7)	G3		1-3		L4			F8		4	0	0	0	0	0	0						
Andy Van Slyke, L OBP: 0.352, SLG: 0.505 (1, 8)	K		4-3		1B			F9		4	0	1	0	0	1	0						
Johnny Ray, S OBP: 0.326, SLG: 0.348 (1, 4)	F6			F7	L6			G6-4-3 BB		3	0	0	0	1	0	1						
Sid Bream, L OBP: 0.351, SLG: 0.439 (1, 3)		2B 4-3 1B		F8		F8		G6-4-3		4	1	1	0	0	0	1						
Bobby Bonilla, S OBP: 0.327, SLG: 0.451 (1, 5)		4-3 SF7 2B		2B	1B			K		4	2	3	1	0	1	0						
R.J. Reynolds, S OBP: 0.331, SLG: 0.388 (1, 9)		4-3		2B		G3			4-3	4	0	1	1	0	0	1						
Michael LaValliere, L OBP: 0.369, SLG: 0.543 (1, 2)		SF7		IBB					FC5-4 1B	2	0	2	1	1	0	0						
Al Pedrique, R OBP: 0.309, SLG: 0.330 (1, 6)		3H F9			F5			F9		4	0	0	0	0	0	5						
Rick Reuschel, R OBP: 0.172, SLG: 0.232 Barry Jones, R John Cangelosi, S OBP: 0.471, SLG: 0.348 Jim Gott, R OBP: 0.100, SLG: 0.400 Mike Diaz, R OBP: 0.330, SLG: 0.491 (1, 1) (4, 1) (7, PH) (8, 1) (9, PH)					K				K	1	0	0	0	0	1	0						
Inning Stats	R: 0 E: 0 K: 1 S: 5	H: 2 LOB: 0 BB: 0 P: 5	R: 2 E: 0 K: 0 S: 5	H: 2 LOB: 0 BB: 0 P: 5	R: 0 E: 0 K: 1 S: 5	H: 0 LOB: 0 BB: 0 P: 5	R: 0 E: 0 K: 0 S: 5	H: 2 LOB: 3 BB: 1 P: 9	R: 0 E: 0 K: 1 S: 6	H: 1 LOB: 1 BB: 0 P: 6	R: 1 E: 0 K: 0 S: 5	H: 2 LOB: 1 BB: 0 P: 5	R: 0 E: 0 K: 0 S: 3	H: 0 LOB: 0 BB: 0 P: 3	R: 0 E: 0 K: 1 S: 4	H: 0 LOB: 0 BB: 1 P: 8	R: 0 E: 0 K: 0 S: 4	H: 1 LOB: 1 BB: 0 P: 4	1B: 4 2B: 3 3B: 0 HR: 1	SF: 1 SAC: 0 DP: 1 HBP: 0	WP: 0 PB: 0 CS: 0	PA: 36
PITCHER	IP	WLS	BF	H	R	ER	SO	BB	IBB	HBP	BLK	WP	HR	S	P	ERA	WHIP					
Floyd Youmans, R ERA: 3.59 Jeff Parrett, R ERA: 3.72 Tim Burke, R ERA: 1.48	(1, 1)	6.0	26	7	3	3	3	0	0	0	0	0	0	31	35	4.50	1.167					
	(7, 1)	2.0	W	6	0	0	0	1	1	0	0	0	0	7	11	0.00	0.500					
	(9, 1)	1.0	S	4	1	0	0	0	0	0	0	0	0	4	4	0.00	1.000					

Montreal Expos @ Pittsburgh Pirates
Three Rivers Stadium, Pittsburgh, PA
Thu Aug 06 1987, 7:05 PM EDT
Att: 7,755 - Unknown

AB	33
R	3
H	8
RBI	3
BB	2
SO	4
LOB	9



Batter	1	2	3	4	5	6	7	8	9	AB	R	H	RBI	BB	SO	LOB	TOP					
Tim Raines, S OBP: 0.421, SLG: 0.521 (1, 7)										4	1	2	2	0	0	2	Montreal Expos @ Pittsburgh Pirates Three Rivers Stadium, Pittsburgh, PA Fri Aug 07 1987, 7:05 PM EDT Att: 22,075 - Unknown					
Mitch Webster, S OBP: 0.363, SLG: 0.429 (1, 9)										4	0	1	0	0	1	1						
Hubie Brooks, R OBP: 0.312, SLG: 0.436 (1, 6)										3	0	0	0	1	1	1						
Tim Wallach, R OBP: 0.350, SLG: 0.525 (1, 5)										4	0	0	0	0	0	1						
Andres Galarraga, R OBP: 0.398, SLG: 0.523 (1, 3)										4	1	1	1	0	2	0						
Herm Winningham, L OBP: 0.321, SLG: 0.364 (1, 8)										3	0	0	0	1	1	0						
Vance Law, R OBP: 0.374, SLG: 0.469 (8, 5)										3	1	1	0	1	1	0						
Jeff Reed, L OBP: 0.255, SLG: 0.280 (1, 2)										3	0	1	0	0	0	2						
Bob Sebra, R OBP: 0.139, SLG: 0.159 (5, 1)										2	0	0	0	0	0	1						
Andy McCaffigan, R OBP: 0.267, SLG: 0.403 (7, PH)										0	0	0	0	0	0	0						
Tom Foley, L OBP: 0.267, SLG: 0.403 (7, PH)										1	0	1	0	0	0	0						
Bob McClure, R OBP: 0.267, SLG: 0.403 (7, PH)										0	0	0	0	0	0	0						
Randy St. Claire, R OBP: 0.330, SLG: 0.523 (8, 1)										0	0	0	0	0	0	0						
Casey Candaele, S OBP: 0.340, SLG: 0.396 (8, 4)										0	0	0	0	0	0	0						
Inning Stats	R: 0 E: 0 K: 1 S: 5	H: 1 LOB: 1 BB: 1 P: 9	R: 0 E: 0 K: 1 S: 4	H: 0 LOB: 1 BB: 2 P: 12	R: 0 E: 0 K: 0 S: 4	H: 1 LOB: 1 BB: 0 P: 4	R: 0 E: 0 K: 0 S: 3	H: 0 LOB: 0 BB: 0 P: 3	R: 2 E: 0 K: 1 S: 7	H: 2 LOB: 0 BB: 0 P: 7	R: 1 E: 0 K: 0 S: 4	H: 1 LOB: 0 BB: 0 P: 4	R: 0 E: 0 K: 0 S: 4	H: 2 LOB: 1 BB: 0 P: 4	R: 0 E: 0 K: 3 S: 5	H: 0 LOB: 0 BB: 0 P: 5	R: 0 E: 0 K: 3 S: 9	H: 0 LOB: 0 BB: 0 P: 9	1B: 5 2B: 1 3B: 0 HR: 2	SF: 0 SAC: 0 DP: 1 HBP: 0	WP: 0 PB: 0 CS: 2	PA: 34
PITCHER	IP WLS BF H R ER SO BB IBB HBP BLK WP HR S P ERA WHIP																					
Bob Walk, R ERA: 4.26 (1, 1)	6.0 W 24 5 3 3 3 3 3 0 0 0 0 0 2 27 39 4.50 1.333																					
Brett Gideon, R ERA: 3.54 (7, 1)	3.0 S 10 2 0 0 4 0 0 0 0 0 0 0 0 18 18 0.00 0.667																					

AB	31
R	3
H	7
RBI	3
BB	3
SO	7
LOB	8



Batter	1	2	3	4	5	6	7	8	9	AB	R	H	RBI	BB	SO	LOB	BOTTOM					
Barry Bonds, L OBP: 0.324, SLG: 0.474 (1, 7)										5	0	1	1	0	2	5	Montreal Expos @ Pittsburgh Pirates Three Rivers Stadium, Pittsburgh, PA Fri Aug 07 1987, 7:05 PM EDT Att: 22,075 - Unknown					
Andy Van Slyke, L OBP: 0.353, SLG: 0.505 (1, 8)										4	1	1	0	1	1	1						
Johnny Ray, S OBP: 0.324, SLG: 0.348 (1, 4)										4	0	1	1	0	0	0						
Sid Bream, L OBP: 0.349, SLG: 0.434 (1, 3)										4	0	0	0	1	0	2						
Bobby Bonilla, S OBP: 0.326, SLG: 0.450 (1, 5)										3	1	1	1	0	0	0						
R.J. Reynolds, S OBP: 0.330, SLG: 0.389 (1, 9)										4	2	1	0	0	1	2						
Michael LaValliere, L OBP: 0.375, SLG: 0.350 (1, 2)										4	2	3	2	0	0	2						
Al Pedrique, R OBP: 0.323, SLG: 0.353 (1, 6)										4	2	3	2	0	0	0						
Bob Walk, R OBP: 0.375, SLG: 0.375 (1, 1)										2	1	1	1	0	0	2						
John Cangelosi, S OBP: 0.474, SLG: 0.354 (6, PH)										1	0	1	0	0	0	0						
Brett Gideon, R ERA: 4.7 (7, 1)										0	0	0	0	0	0	0						
Inning Stats	R: 0 E: 0 K: 2 S: 7	H: 0 LOB: 0 BB: 0 P: 7	R: 4 E: 1 K: 0 S: 8	H: 4 LOB: 1 BB: 0 P: 8	R: 0 E: 0 K: 0 S: 3	H: 0 LOB: 0 BB: 0 P: 3	R: 0 E: 0 K: 0 S: 5	H: 2 LOB: 2 BB: 0 P: 5	R: 1 E: 0 K: 1 S: 7	H: 2 LOB: 1 BB: 1 P: 11	R: 0 E: 0 K: 1 S: 5	H: 1 LOB: 1 BB: 0 P: 5	R: 0 E: 0 K: 0 S: 3	H: 0 LOB: 0 BB: 0 P: 3	R: 4 E: 0 K: 0 S: 7	H: 4 LOB: 2 BB: 1 P: 12	R: 0 E: 0 K: 0 S: 9	H: 0 LOB: 0 BB: 0 P: 9	1B: 9 2B: 4 3B: 1 HR: 0	SF: 2 SAC: 0 DP: 1 HBP: 1	WP: 1 PB: 0 CS: 1	PA: 40
PITCHER	IP WLS BF H R ER SO BB IBB HBP BLK WP HR S P ERA WHIP																					
Bob Sebra, R ERA: 3.89 (5, 1)	4.0 L 21 1 0 0 2 1 0 0 0 0 0 0 10 14 0.00 1.000																					
Andy McCaffigan, R ERA: 2.26 (7, 1)	2.0 7 1 0 0 2 1 0 0 0 0 0 0 6 6 27.00 3.000																					
Bob McClure, L ERA: 4.71 (8, 1)	1.0 6 3 3 3 0 0 0 0 0 0 0 0 4 9 9.00 1.000																					

AB	35
R	9
H	13
RBI	8
BB	2
SO	4
LOB	14



Batter	1	2	3	4	5	6	7	8	9	AB	R	H	RBI	BB	SO	LOB	TOP			
Tim Raines, S (1, 7) OBP: 0.419, SLG: 0.527	F6		4-3			HR		6-3		4	1	1	2	0	0	0				
Mitch Webster, S (1, 9) OBP: 0.394, SLG: 0.429	G1 1B					1B			5-3	4	0	2	0	0	0	0				
Hubie Brooks, R (1, 6) OBP: 0.307, SLG: 0.429	G1 1-2			F6		L4-3 1-2			3-1	4	0	0	0	0	0	2				
Tim Wallach, R (1, 5) OBP: 0.347, SLG: 0.520	6-3			F8		F6			E5	4	0	0	0	0	0	1				
Andres Galarraga, R (1, 3) OBP: 0.397, SLG: 0.520		K						G5-4-3 1B	P4	4	0	1	0	0	2	1				
Tom Foley, L (1, 4) OBP: 0.310, SLG: 0.400																				
Vance Law, R (7, PH) OBP: 0.373, SLG: 0.467		F8				BB		G5-4-3 1-2		1	0	0	0	1	0	0				
Casey Candaele, S (1, 8) OBP: 0.337, SLG: 0.365						F7			G3	3	0	0	0	0	0	1				
Mike Fitzgerald, R (1, 2) OBP: 0.344, SLG: 0.326			L4						K	3	0	0	0	0	2	1				
Bryn Smith, R (1, 1) OBP: 0.176, SLG: 0.258																				
Herm Winningham, L (6, PH) OBP: 0.324, SLG: 0.372																				
Andy McGaffigan, R (6, 1) OBP: 0.286, SLG: 0.323									G4-6-3 1-2	1	0	0	0	0	0	1				
Dave Engle, R (8, PH) OBP: 0.286, SLG: 0.323																				
Jeff Parrett, R (8, 1)						HR				0	0	0	0	0	0	0				
Inning Stats	R: 0 E: 0 K: 0 S: 4	H: 1 LOB: 1 BB: 0 P: 4	R: 0 E: 0 K: 1 S: 5	H: 0 LOB: 0 BB: 0 P: 5	R: 0 E: 0 K: 1 S: 5	H: 0 LOB: 0 BB: 0 P: 5	R: 0 E: 0 K: 0 S: 3	H: 0 LOB: 0 BB: 0 P: 3	R: 0 E: 0 K: 2 S: 7	H: 3 LOB: 0 BB: 0 P: 5	R: 0 E: 0 K: 0 S: 3	H: 1 LOB: 0 BB: 0 P: 3	R: 0 E: 0 K: 1 S: 5	H: 0 LOB: 0 BB: 0 P: 5	R: 0 E: 1 K: 0 S: 4	H: 0 LOB: 1 BB: 0 P: 4	1B: 3 2B: 2 3B: 0 HR: 1	SF: 0 SAC: 0 DP: 3 HBP: 0	WP: 1 PB: 0 CS: 0	PA: 32
PITCHER	IP WLS BF H R ER SO BB IBB HBP BLK WP HR S P ERA WHIP																			
Doug Drabek, R (1, 1) ERA: 4.3	6.0 W 22 4 2 2 4 1 0 0 0 0 1 29 33 3.00 0.833																			
John Smiley, L (7, 1) ERA: 4.52	3.0 S 10 1 0 0 1 0 0 0 0 1 0 12 12 0.00 0.333																			

Montreal Expos @ Pittsburgh Pirates
Three Rivers Stadium, Pittsburgh, PA
Sat Aug 08 1987, 7:05 PM EDT
Att: 18,285 - Unknown

AB	31
R	2
H	5
RBI	2
BB	1
SO	5
LOB	8



Batter	1	2	3	4	5	6	7	8	9	AB	R	H	RBI	BB	SO	LOB	BOTTOM			
Barry Bonds, L (1, 7) OBP: 0.323, SLG: 0.475	F7 2B		SF7	L8		F7		F5		4	0	1	1	0	0	3				
Andy Van Slyke, L (1, 8) OBP: 0.352, SLG: 0.503	L8		S			4-3		F2		4	0	1	0	0	0	1				
Johnny Ray, S (1, 4) OBP: 0.326, SLG: 0.347	L8					L5-3 1B		E1 1B 1B		3	1	1	0	1	0	1				
Sid Bream, L (1, 3) OBP: 0.346, SLG: 0.429	F8		F7			L5-3 1-2		P6		4	0	0	0	0	0	5				
Bobby Bonilla, S (1, 5) OBP: 0.328, SLG: 0.450			1-3			F7 HR		F7 1B		4	1	2	0	0	0	0				
R.J. Reynolds, S (1, 9) OBP: 0.336, SLG: 0.411			1-3			HR		1B 2B		4	2	3	3	0	0	0				
Michael LaValliere, L (1, 2) OBP: 0.376, SLG: 0.352			P4			B5-6-4 FC		2B 1B		4	0	2	0	0	0	2				
Al Pedrique, R (1, 6) OBP: 0.328, SLG: 0.375						SH1-4 SF7		FC B5-6-4		4	1	2	1	0	0	1				
Doug Drabek, R (1, 1) OBP: 0.205, SLG: 0.167						SH1-4 2B		SH1-4 2B		1	0	0	0	0	0	2				
Mike Diaz, R (6, PH) OBP: 0.329, SLG: 0.489						SH1-4 2-3		B5-6-4		1	0	0	0	0	1	2				
John Smiley, L (7, 1) OBP: 0.143, SLG: 0.286						1-2 2-3		K		1	0	0	0	0	0	0				
Inning Stats	R: 0 E: 0 K: 0 S: 4	H: 1 LOB: 1 BB: 0 P: 4	R: 0 E: 0 K: 0 S: 3	H: 0 LOB: 0 BB: 0 P: 3	R: 1 E: 0 K: 0 S: 5	H: 2 LOB: 2 BB: 1 P: 9	R: 2 E: 0 K: 0 S: 6	H: 3 LOB: 1 BB: 0 P: 6	R: 0 E: 0 K: 1 S: 3	H: 1 LOB: 0 BB: 0 P: 3	R: 1 E: 0 K: 0 S: 8	H: 3 LOB: 2 BB: 0 P: 8	R: 1 E: 1 K: 0 S: 6	H: 2 LOB: 2 BB: 0 P: 6	R: 0 E: 0 K: 0 S: 3	H: 0 LOB: 0 BB: 0 P: 3	1B: 7 2B: 5 3B: 0 HR: 1	SF: 1 SAC: 1 DP: 2 HBP: 0	WP: 0 PB: 0 CS: 0	PA: 37
PITCHER	IP WLS BF H R ER SO BB IBB HBP BLK WP HR S P ERA WHIP																			
Bryn Smith, R (1, 1) ERA: 4.63	5.0 L 22 7 3 3 0 1 0 0 0 0 0 0 14 14 4.50 1.600																			
Andy McGaffigan, R (6, 1) ERA: 2.32	2.0 12 5 2 1 1 0 0 0 0 0 0 0 14 14 4.50 2.500																			
Jeff Parrett, R (8, 1) ERA: 3.62	1.0 3 0 0 0 0 0 0 0 0 0 0 0 3 3 0.00 0.000																			

Montreal Expos @ Pittsburgh Pirates
Three Rivers Stadium, Pittsburgh, PA
Sat Aug 08 1987, 7:05 PM EDT
Att: 18,285 - Unknown

AB	34
R	5
H	12
RBI	5
BB	1
SO	1
LOB	17



Batter	1	2	3	4	5	6	7	8	9	AB	R	H	RBI	BB	SO	LOB	TOP										
Tim Raines, S OBP: 0.418, SLG: 0.523 Reid Nichols, R OBP: 0.300, SLG: 0.412	0-0 4-3		4-0 BB			4-0 F7		0-0 G3		3	0	0	0	1	0	0											
Mitch Webster, S OBP: 0.398, SLG: 0.447	0-0 1B		0-3 K			0-0 HR		0-0 HR		4	2	3	2	0	1	1											
Tom Foley, L OBP: 0.308, SLG: 0.396	0-0 F8		0-0 5-3			0-0 SF7 1B		0-0 4-3		4	1	1	0	0	0	2											
Tim Wallach, R OBP: 0.344, SLG: 0.516	0-0 P6			0-3 K		0-0 SF7 1H		0-0 F7		3	0	0	1	0	1	1											
Andres Galarraga, R OBP: 0.398, SLG: 0.519		0-0 E 5-3 1B		0-0 F8		0-0 4-3		0-0 1B		4	0	2	0	0	0	0											
Herm Winningham, L OBP: 0.318, SLG: 0.365		0-0 5-3 1-2		0-0 F7			0-0 F7		0-0 L6	4	0	0	0	0	0	2											
Casey Candaele, S OBP: 0.337, SLG: 0.363 Hubie Brooks, R OBP: 0.306, SLG: 0.427		0-0 E4 1-3 2-3		4-0 CS BB		0-0 L4		0-0 4-3		2	0	0	0	1	0	1											
Jeff Reed, L OBP: 0.250, SLG: 0.273		0-0 1-3 1-2		0-0 F8		0-0 F6				3	0	0	0	0	0	3											
Neal Heaton, L OBP: 0.211, SLG: 0.214 Jeff Parrett, R OBP: 0.306, SLG: 0.427			0-0 4-3		0-0 6-3 1-2		0-0 F5			3	0	0	0	0	0	1											
Bob McClure, R OBP: 0.250, SLG: 0.273										0	0	0	0	0	0	0											
Inning Stats	R: 0 E: 0 K: 0 S: 4	H: 1 LOB: 1 BB: 0 P: 4	R: 0 E: 1 K: 0 S: 4	H: 1 LOB: 1 BB: 0 P: 4	R: 0 E: 0 K: 1 S: 5	H: 0 LOB: 0 BB: 1 P: 9	R: 0 E: 0 K: 1 S: 5	H: 0 LOB: 0 BB: 0 P: 5	R: 0 E: 0 K: 0 S: 2	H: 0 LOB: 0 BB: 1 P: 6	R: 0 E: 0 K: 0 S: 3	H: 0 LOB: 0 BB: 0 P: 3	R: 1 E: 0 K: 0 S: 4	H: 1 LOB: 0 BB: 0 P: 4	R: 0 E: 0 K: 0 S: 4	H: 1 LOB: 1 BB: 0 P: 4	1B: 4 2B: 0 3B: 0 HR: 2	SF: 1 SAC: 0 DP: 0 HBP: 0	WP: 0 PB: 0 CS: 1	PA: 34							
PITCHER	IP	WLS	BF	H	R	ER	SO	BB	IBB	HBP	BLK	WP	HR	S	P	ERA	WHIP										
Mike Dunne, R ERA: 2.91	8.0	W	30	5	3	2	2	2	0	0	0	0	2	32	40	2.25	0.875										
Jim Gott, R ERA: 4.6	1.0	S	4	1	0	0	0	0	0	0	0	0	0	4	4	0.00	1.000										

Montreal Expos @ Pittsburgh Pirates
Three Rivers Stadium, Pittsburgh, PA
Sun Aug 09 1987, 3:33 AM EDT
Att: 18,829 - Unknown

AB 31
R 3
H 6
RBI 3
BB 2
SO 2
LOB 12





Batter	1	2	3	4	5	6	7	8	9	AB	R	H	RBI	BB	SO	LOB	BOTTOM										
John Cangelosi, S OBP: 0.462, SLG: 0.342 Barry Bonds, L OBP: 0.323, SLG: 0.475	0-0 P6		0-0 F7		0-3 K		0-0 F9			4	0	0	0	0	1	1											
Al Pedrique, R OBP: 0.348, SLG: 0.395	0-0 1B		0-0 S 2H 1B		0-0 1B		0-0 1B		0-0 2B 1B	4	1	4	1	0	0	0											
Darnell Coles, R OBP: 0.263, SLG: 0.314	0-0 F9		0-0 F8 1-2		0-0 F8		0-0 F8		0-0 HR 2B	4	1	1	1	0	0	3											
Mike Diaz, R OBP: 0.324, SLG: 0.480 Andy Van Slyke, L OBP: 0.353, SLG: 0.512	0-0 G3			0-0 F8		0-0 5-3		0-0 HR 2H		3	0	0	0	0	0	1											
Bobby Bonilla, S OBP: 0.327, SLG: 0.448		0-0 5-3		0-0 5-3		0-0 1B		0-0 G3		4	0	1	0	0	0	0											
Johnny Ray, S OBP: 0.327, SLG: 0.347		0-0 6-3		0-0 BB 1B		0-0 F8		4-0 BB BB		3	0	1	0	1	0	1											
Sid Bream, L OBP: 0.348, SLG: 0.427		0-0 4-3		4-0 BB 1-2 BB		0-0 1-3		4-0 BB 1-2 BB		2	0	0	0	2	0	1											
Junior Ortiz, R OBP: 0.359, SLG: 0.326 Michael Lavalliere, L OBP: 0.375, SLG: 0.351			0-0 SH1-4 1B		0-3 K		0-0 L4		0-3 K	3	1	1	0	0	1	2											
Mike Dunne, R OBP: 0.125, SLG: 0.129 Terry Harper, R OBP: 0.290, SLG: 0.344 Jim Gott, R OBP: 0.100, SLG: 0.400			0-0 SH1-4 1-2		0-0 B1-3		0-0 P6		0-3 K	2	0	0	0	0	0	0											
Inning Stats	R: 0 E: 0 K: 0 S: 4	H: 1 LOB: 1 BB: 0 P: 4	R: 0 E: 0 K: 0 S: 3	H: 0 LOB: 0 BB: 0 P: 3	R: 1 E: 0 K: 0 S: 5	H: 2 LOB: 1 BB: 0 P: 5	R: 0 E: 0 K: 1 S: 6	H: 1 LOB: 2 BB: 1 P: 10	R: 0 E: 0 K: 0 S: 4	H: 1 LOB: 1 BB: 0 P: 4	R: 0 E: 0 K: 0 S: 3	H: 0 LOB: 0 BB: 0 P: 3	R: 3 E: 0 K: 2 S: 10	H: 3 LOB: 2 BB: 2 P: 18	R: 0 E: 0 K: 0 S: 4	H: 1 LOB: 1 BB: 0 P: 4	1B: 7 2B: 1 3B: 0 HR: 1	SF: 0 SAC: 1 DP: 0 HBP: 0	WP: 0 PB: 0 CS: 0	PA: 36							
PITCHER	IP	WLS	BF	H	R	ER	SO	BB	IBB	HBP	BLK	WP	HR	S	P	ERA	WHIP										
Neal Heaton, L ERA: 4.27	7.0	L	4	1	1	1	0	2	0	0	0	0	1	2	10	27.00	9.000										
Jeff Parrett, R ERA: 3.82	0.1	L	4	1	1	1	0	2	0	0	0	0	0	6	6	0.00	0.000										
Bob McClure, L ERA: 4.62	0.2		2	0	0	0	2	0	0	0	0	0	0	6	6	0.00	0.000										

Montreal Expos @ Pittsburgh Pirates
Three Rivers Stadium, Pittsburgh, PA
Sun Aug 09 1987, 3:33 AM EDT
Att: 18,829 - Unknown

AB 32
R 4
H 9
RBI 4
BB 3
SO 4
LOB 13



Batter	1	2	3	4	5	6	7	8	9	AB	R	H	RBI	BB	SO	LOB	TOP					
Tim Raines, S (1, 7) OBP: 0.415, SLG: 0.521	0-0 4-3		0-0 2B		0-0 4-3		0-0 F8		0-0 F8	5	1	1	0	0	0	2	<p>Montreal Expos @ New York Mets Shea Stadium, Flushing, NY Mon Aug 10 1987, 7:05 PM EDT Att: 37,915 - Unknown</p> <p>livebaseballscores.com</p> <p>AB 33 R 2 H 9 RBI 2 BB 3 SO 7 LOB 17</p> 					
Mitch Webster, S (1, 9) OBP: 0.373, SLG: 0.451	4-0 1B BB		0-0 1B SF8 2B		4-0 1-3 BB		4-0 1-2 BB			1	1	1	1	3	0	0						
Hubie Brooks, R (1, 6) OBP: 0.305, SLG: 0.424	0-3 K		0-0 FC6-4 1B		0-0 1-3		0-0 FC5			4	0	1	0	0	1	4						
Tim Wallach, R (1, 5) OBP: 0.343, SLG: 0.515	0-0 1-3 1B		0-0 SF8		0-0 F8			0-3 K		3	0	1	1	0	1	1						
Andres Galarraga, R (1, 3) OBP: 0.394, SLG: 0.514	0-0 F3		0-0 FC6-4			0-0 F8		0-0 F8		4	0	0	0	0	0	3						
Herm Winningham, L (1, 8)		0-0 1-3		0-0 CS 1B		0-3 K		0-0 4-3		4	0	1	0	0	1	0						
Vance Law, R (1, 4) OBP: 0.374, SLG: 0.468		0-0 G6-4-3 1B		0-3 K		0-0 6-3			0-0 1B	4	0	2	0	0	1	1						
Jeff Reed, L (1, 2) OBP: 0.257, SLG: 0.280		0-0 G6-4-3		0-0 CS 1B			0-0 FC5 BB 1B		0-0 L9	4	0	2	0	0	0	2						
Dennis Martinez, R (1, 1) OBP: 0.111, SLG: 0.040 Bob McClure, R (8, 1) Tim Burke, R (8, 1)			0-3 K		0-3 K		0-0 B3		0-3 K	3	0	0	0	0	2	3						
				1-2 2-3						0	0	0	0	0	0	0						
										1	0	0	0	0	1	1						
Inning Stats	R: 0 E: 0 K: 1 S: 6	H: 1 LOB: 2 BB: 1 P: 10	R: 0 E: 0 K: 0 S: 3	H: 1 LOB: 0 BB: 0 P: 3	R: 2 E: 0 K: 1 S: 8	H: 3 LOB: 1 BB: 0 P: 8	R: 0 E: 0 K: 2 S: 8	H: 2 LOB: 1 BB: 0 P: 8	R: 0 E: 0 K: 0 S: 3	H: 0 LOB: 1 BB: 1 P: 7	R: 0 E: 0 K: 1 S: 5	H: 0 LOB: 0 BB: 0 P: 5	R: 0 E: 0 K: 0 S: 4	H: 1 LOB: 2 BB: 1 P: 8	R: 0 E: 0 K: 1 S: 5	H: 0 LOB: 0 BB: 0 P: 5	R: 0 E: 0 K: 1 S: 6	H: 1 LOB: 1 BB: 0 P: 6	1B: 7 2B: 2 3B: 0 HR: 0	SF: 1 SAC: 0 DP: 1 HBP: 0	WP: 0 PB: 0 CS: 2	PA: 37
PITCHER	IP WLS BF H R ER SO BB IBB HBP BLK WP HR S P ERA WHIP																					
John Mitchell, R (1, 1) ERA: 4.18	7.0 L 30 8 2 2 5 3 0 0 0 0 0 0 0 37 49 2.57 1.571																					
Jeff Innis, R (8, 1) ERA: 2.7	1.0 4 1 0 0 1 0 0 0 0 0 0 0 6 6 0.00 1.000																					
Jesse Orosco, L (9, 1) ERA: 4.56	1.0 3 0 0 0 1 0 0 0 0 0 0 0 5 5 0.00 0.000																					

Batter	1	2	3	4	5	6	7	8	9	AB	R	H	RBI	BB	SO	LOB	BOTTOM					
Lenny Dykstra, L (1, 8) OBP: 0.342, SLG: 0.446 Jeff Innis, R (8, 1) Jesse Orosco, R (9, 1)	0-0 B1	0-0 FC3-6			0-0 4-3		0-0 F9			4	0	0	0	0	0	2	<p>Montreal Expos @ New York Mets Shea Stadium, Flushing, NY Mon Aug 10 1987, 7:05 PM EDT Att: 37,915 - Unknown</p> <p>livebaseballscores.com</p> <p>AB 35 R 1 H 7 RBI 1 BB 0 SO 4 LOB 9</p> 					
Wally Backman, S (1, 4) OBP: 0.305, SLG: 0.278	0-0 F7		0-0 4-3		0-0 B4-3		0-0 L7			4	0	0	0	0	1	0						
Keith Hernandez, L (1, 3) OBP: 0.388, SLG: 0.441	0-0 E 1B 2B		0-0 4-3		0-0 2B 1B			0-0 4-3		4	1	2	0	0	0	0						
Darryl Strawberry, L (1, 9) OBP: 0.408, SLG: 0.590	0-0 E6 1B		0-0 E4		0-0 1-4 2B			0-3 K		4	0	1	0	0	1	1						
Kevin McReynolds, R (1, 7) OBP: 0.333, SLG: 0.495	0-0 1-2 3-H 1B		0-0 F7			0-0 B2-3		0-0 F8		4	0	1	1	0	0	1						
Gary Carter, R (1, 2) OBP: 0.297, SLG: 0.418	0-0 F2			0-0 F9		0-0 L5			0-0 F9	4	0	0	0	0	2	0						
Howard Johnson, S (1, 5) OBP: 0.356, SLG: 0.526		0-0 F9		0-3 K		0-0 F9			0-0 4-3	4	0	0	0	0	1	0						
Rafael Santana, R (1, 6) OBP: 0.319, SLG: 0.379 Lee Mazzilli, S (9, PH) ERA: 4.54		0-0 5-3			0-0 1B				0-0 F5	3	0	2	0	0	0	0						
John Mitchell, R (1, 1) OBP: 0.103, SLG: 0.138 Mookie Wilson, S (7, PH) ERA: 4.54		0-0 FC3-6 1B		0-3 K			0-3 K			2	0	1	0	0	1	1						
										1	0	0	0	0	1	1						
Inning Stats	R: 1 E: 1 K: 0 S: 6	H: 2 LOB: 2 BB: 0 P: 6	R: 0 E: 0 K: 0 S: 4	H: 1 LOB: 1 BB: 0 P: 4	R: 0 E: 1 K: 0 S: 4	H: 0 LOB: 1 BB: 0 P: 4	R: 0 E: 0 K: 2 S: 8	H: 1 LOB: 1 BB: 0 P: 8	R: 0 E: 0 K: 0 S: 4	H: 2 LOB: 2 BB: 0 P: 4	R: 0 E: 0 K: 0 S: 3	H: 0 LOB: 0 BB: 0 P: 3	R: 0 E: 0 K: 1 S: 6	H: 1 LOB: 1 BB: 0 P: 6	R: 0 E: 0 K: 1 S: 5	H: 0 LOB: 0 BB: 0 P: 5	R: 0 E: 0 K: 0 S: 3	H: 0 LOB: 0 BB: 0 P: 3	1B: 5 2B: 2 3B: 0 HR: 0	SF: 0 SAC: 0 DP: 0 HBP: 0	WP: 0 PB: 0 CS: 0	PA: 35
PITCHER	IP WLS BF H R ER SO BB IBB HBP BLK WP HR S P ERA WHIP																					
Dennis Martinez, R (1, 1) ERA: 3.04	7.0 W 29 7 1 0 3 0 0 0 0 0 0 0 35 35 0.00 1.000																					
Bob McClure, L (8, 1) ERA: 4.54	0.2 2 0 0 0 1 0 0 0 0 0 0 0 4 4 0.00 0.000																					
Tim Burke, R (8, 1) ERA: 1.44	1.1 S 4 0 0 0 0 0 0 0 0 0 0 0 4 4 0.00 0.000																					

Batter	1	2	3	4	5	6	7	8	9	AB	R	H	RBI	BB	SO	LOB	TOP					
Tim Raines, S OBP: 0.411, SLG: 0.526 (1, 7)	4-3		4-3		K			1B 2B		4	0	1	1	0	1	2	Montreal Expos @ New York Mets Shea Stadium, Flushing, NY Wed Aug 12 1987, 3:33 AM EDT Att: 40,313 - Unknown livebaseballscorecards.com					
Tom Foley, L OBP: 0.305, SLG: 0.390 (1, 5)	K		6-3			K		1B		4	0	1	1	0	2	0						
Mitch Webster, S OBP: 0.371, SLG: 0.444 (1, 9)	BB		K			F7		P4		3	0	0	0	1	1	2						
Hubie Brooks, R OBP: 0.300, SLG: 0.426 (1, 6)	5-3				K			5-3		4	0	0	0	0	1	3						
Andres Galarraga, R OBP: 0.396, SLG: 0.512 (1, 3)		BB			F8			G4-6-3 1B		3	0	1	0	1	0	0						
Herm Winningham, L OBP: 0.311, SLG: 0.355 (1, 8)	K				F8			G4-6-3 1-2		4	0	0	0	0	1	2						
Casey Candaele, S OBP: 0.333, SLG: 0.358 (1, 4)	P4					K		F7		4	0	0	0	0	1	1						
Mike Fitzgerald, R OBP: 0.344, SLG: 0.327 (1, 2)	F7					K		6-3 2B 1B		3	1	1	0	0	1	1						
Bob Sebra, R OBP: 0.196, SLG: 0.182 (1, 1)								6-3 1-2		2	1	2	0	0	0	0						
Wallace Johnson, S OBP: 0.250, SLG: 0.322 (8, PH)			4-3 6-3 2B					6-3 1B		1	0	0	0	0	0	1						
Bob McClure, R OBP: 0.371, SLG: 0.444 (8, 1)										0	0	0	0	0	0	0						
Inning Stats	R: 0 E: 0 K: 1 S: 5	H: 0 LOB: 1 BB: 1 P: 9	R: 0 E: 0 K: 1 S: 5	H: 0 LOB: 1 BB: 1 P: 9	R: 1 E: 0 K: 1 S: 6	H: 1 LOB: 0 BB: 0 P: 6	R: 0 E: 0 K: 0 S: 3	H: 0 LOB: 0 BB: 0 P: 3	R: 0 E: 0 K: 3 S: 10	H: 1 LOB: 1 BB: 0 P: 10	R: 0 E: 0 K: 2 S: 7	H: 0 LOB: 0 BB: 0 P: 7	R: 0 E: 0 K: 0 S: 3	H: 1 LOB: 0 BB: 0 P: 3	R: 1 E: 0 K: 0 S: 6	H: 3 LOB: 2 BB: 0 P: 6	R: 0 E: 0 K: 0 S: 3	H: 0 LOB: 0 BB: 0 P: 3	1B: 4 2B: 2 3B: 0 HR: 0	SF: 0 SAC: 0 DP: 1 HBP: 0	WP: 0 PB: 0 CS: 0	PA: 34
PITCHER	IP WLS BF H R ER SO BB IBB HBP BLK WP HR S P ERA WHIP	7.1 W 29 6 2 2 8 2 0 0 0 0 0 0 43 51 2.46 1.091	1.2 S 5 0 0 0 0 0 0 0 0 0 0 0 5 5 0.00 0.000											IP WLS BF H R ER SO BB IBB HBP BLK WP HR S P ERA WHIP								
Ron Darling, R ERA: 4.33 (1, 1)																						
Roger McDowell, R ERA: 3.75 (8, 1)																						

Batter	1	2	3	4	5	6	7	8	9	AB	R	H	RBI	BB	SO	LOB	BOTTOM					
Lenny Dykstra, L OBP: 0.344, SLG: 0.440 (1, 8)	6-3		FC4-6 BB		FC4-6 1B		K			3	0	1	0	1	1	0	Montreal Expos @ New York Mets Shea Stadium, Flushing, NY Wed Aug 12 1987, 3:33 AM EDT Att: 40,313 - Unknown livebaseballscorecards.com					
Wally Backman, S OBP: 0.298, SLG: 0.272 (1, 4)	F7		FC4-6 1-2		FC4-6 1B		F9			4	1	0	1	0	0	2						
Keith Hernandez, L OBP: 0.390, SLG: 0.442 (1, 3)	1B		G3 1-2		1B BB		3-1			3	0	1	0	1	0	1						
Darryl Strawberry, L OBP: 0.403, SLG: 0.588 (1, 9)	F5				E4 1B E		K			4	1	0	0	0	1	3						
Mookie Wilson, S OBP: 0.349, SLG: 0.457 (1, 7)		G3			E8 FC SF9 1B		1-2 2H 1B			4	1	2	1	0	0	0						
Dave Magadan, L OBP: 0.303, SLG: 0.455 (1, 5)		G3			F7		K			4	0	0	0	0	1	3						
Barry Lyons, R OBP: 0.287, SLG: 0.323 (1, 2)		K			FC		L8			3	0	0	0	0	1	1						
Rafael Santana, R OBP: 0.324, SLG: 0.389 (1, 6)					SF9 SH1-4 FC4-6 2B		K			2	1	1	1	0	1	0						
Ron Darling, R OBP: 0.167, SLG: 0.231 (1, 1)					SH1-4 2-3		L4			2	0	0	0	0	0	1						
Roger McDowell, R OBP: 0.333, SLG: 0.364 (8, 1)					5-3					0	0	0	0	0	0	0						
Inning Stats	R: 0 E: 0 K: 0 S: 4	H: 1 LOB: 0 BB: 0 P: 4	R: 0 E: 0 K: 1 S: 5	H: 0 LOB: 0 BB: 0 P: 5	R: 1 E: 0 K: 0 S: 4	H: 1 LOB: 1 BB: 1 P: 8	R: 2 E: 2 K: 0 S: 6	H: 1 LOB: 1 BB: 0 P: 6	R: 1 E: 0 K: 2 S: 9	H: 2 LOB: 2 BB: 1 P: 13	R: 0 E: 0 K: 1 S: 5	H: 0 LOB: 0 BB: 0 P: 5	R: 0 E: 0 K: 1 S: 5	H: 0 LOB: 0 BB: 0 P: 5	R: 0 E: 0 K: 0 S: 3	H: 0 LOB: 0 BB: 0 P: 3	R: 0 E: 0 K: 0 S: 3	H: 0 LOB: 0 BB: 0 P: 3	1B: 4 2B: 1 3B: 0 HR: 0	SF: 1 SAC: 1 DP: 0 HBP: 0	WP: 0 PB: 0 CS: 0	PA: 33
PITCHER	IP WLS BF H R ER SO BB IBB HBP BLK WP HR S P ERA WHIP	7.0 L 30 5 4 2 5 5 0 0 0 0 0 0 38 46 2.57 1.000	1.0 3 0 0 0 0 0 0 0 0 0 0 0 0 3 3 0.00 0.000											IP WLS BF H R ER SO BB IBB HBP BLK WP HR S P ERA WHIP								
Bob Sebra, R ERA: 3.82 (1, 1)																						
Bob McClure, L ERA: 4.42 (8, 1)																						

Batter	1	2	3	4	5	6	7	8	9	AB	R	H	RBI	BB	SO	LOB	TOP			
Barry Bonds, L (1, 7) OBP: 0.322, SLG: 0.480										5	1	1	1	0	1	2	Pittsburgh Pirates @ Montreal Expos Olympic Stadium, Montreal, QB Thu Aug 13 1987, 7:05 PM EDT Att: 23,609 - Unknown			
Andy Van Slyke, L (1, 8) OBP: 0.350, SLG: 0.504										5	3	3	0	0	0	0				
Johnny Ray, S (1, 4) OBP: 0.330, SLG: 0.358										5	0	2	0	0	1	1				
Sid Bream, L (1, 3) OBP: 0.349, SLG: 0.432										4	1	0	0	0	0	3				
Mike Diaz, R (9, PH) OBP: 0.322, SLG: 0.478										1	0	0	1	0	0	1				
Bobby Bonilla, S (1, 5) OBP: 0.328, SLG: 0.447										4	1	2	2	1	1	1				
R.J. Reynolds, S (1, 9) OBP: 0.333, SLG: 0.406										3	1	1	1	1	1	1				
John Smiley, L (7, 1) OBP: 0.143, SLG: 0.286										0	0	0	0	0	0	0				
Terry Harper, R (8, 9) OBP: 0.298, SLG: 0.344										0	0	0	0	0	0	0				
Michael LaValliere, L (1, 2) OBP: 0.380, SLG: 0.354										3	0	1	0	1	0	2				
Al Pedrique, R (1, 6) OBP: 0.358, SLG: 0.396										4	0	1	1	0	1	1				
Doug Drabek, R (1, 1) OBP: 0.190, SLG: 0.158										2	0	0	1	0	1	0				
Brett Gideon, R (7, 1) ERA: 2.4										0	0	0	0	0	0	0				
Darnell Coles, R (7, 9) OBP: 0.269, SLG: 0.319										1	0	0	0	0	0	0				
Jim Gott, R (8, 1) OBP: 0.100, SLG: 0.400										0	0	0	0	0	0	0				
Inning Stats	R: 5 E: 0 K: 0 S: 9	H: 6 LOB: 2 BB: 1 P: 13	R: 0 E: 0 K: 1 S: 5	H: 0 LOB: 0 BB: 0 P: 5	R: 0 E: 0 K: 1 S: 6	H: 1 LOB: 1 BB: 0 P: 6	R: 0 E: 0 K: 2 S: 7	H: 0 LOB: 0 BB: 0 P: 7	R: 0 E: 0 K: 0 S: 3	H: 0 LOB: 2 BB: 2 P: 11	R: 1 E: 0 K: 1 S: 7	H: 2 LOB: 1 BB: 0 P: 7	R: 0 E: 0 K: 0 S: 3	H: 0 LOB: 0 BB: 0 P: 3	R: 1 E: 0 K: 0 S: 5	H: 2 LOB: 1 BB: 0 P: 5	1B: 7 2B: 3 3B: 0 HR: 1	SF: 1 SAC: 0 DP: 0 HBP: 0	WP: 0 PB: 0 SB: 0 CS: 0	PA: 41
PITCHER	IP WLS BF H R ER SO BB IBB HBP BLK WP HR S P ERA WHIP																			
Bryn Smith, R (1, 1) ERA: 4.78	6.0	W	28	7	5	5	5	2	1	0	0	0	0	0	1	35	47	7.50	1.500	
Andy McGaffigan, R (7, 1) ERA: 2.4	1.0	W	5	2	1	1	1	0	0	0	0	0	0	0	0	7	7	9.00	2.000	
Tim Burke, R (8, 1) ERA: 1.55	1.1	S	6	2	1	1	0	0	0	0	0	0	0	0	6	6	6.75	1.500		
Bob McClure, L (9, 1) ERA: 4.35	0.2	S	2	0	0	0	0	0	0	0	0	0	0	0	2	2	0.00	0.000		

Batter	1	2	3	4	5	6	7	8	9	AB	R	H	RBI	BB	SO	LOB	BOTTOM		
Tim Raines, S (1, 7) OBP: 0.419, SLG: 0.537										2	5	2	1	3	0	0	Pittsburgh Pirates @ Montreal Expos Olympic Stadium, Montreal, QB Thu Aug 13 1987, 7:05 PM EDT Att: 23,609 - Unknown		
Mitch Webster, S (1, 9) OBP: 0.372, SLG: 0.443										4	3	1	0	1	0	3			
Hubie Brooks, R (1, 6) OBP: 0.298, SLG: 0.422										5	0	1	1	0	0	5			
Tim Wallach, R (1, 5) OBP: 0.343, SLG: 0.523										5	1	2	5	0	1	3			
Andres Galarraga, R (1, 3) OBP: 0.395, SLG: 0.508										3	0	0	0	0	3	1			
Reid Nichols, R (8, 8) OBP: 0.304, SLG: 0.408										0	0	0	0	1	0	0			
Herm Winningham, L (1, 8) OBP: 0.315, SLG: 0.363										3	0	2	0	0	0	0			
Dave Engle, R (7, PH) OBP: 0.292, SLG: 0.328										1	0	1	1	0	0	0			
Casey Candaele, S (8, 4) OBP: 0.333, SLG: 0.357										1	0	0	0	0	0	2			
Vance Law, R (1, 4) OBP: 0.372, SLG: 0.462										3	0	1	0	1	1	2			
Mike Fitzgerald, R (1, 2) OBP: 0.338, SLG: 0.320										4	0	0	0	0	1	5			
Tim Burke, R (8, 1) ERA: 4.09										0	0	0	0	0	0	0			
Bob McClure, R (9, 1) ERA: 4.55										0	0	0	0	0	0	0			
Bryn Smith, R (1, 1) OBP: 0.167, SLG: 0.242										2	0	0	0	0	0	1			
Tom Foley, L (6, PH) OBP: 0.303, SLG: 0.387										1	0	0	0	0	0	1			
Andy McGaffigan, R (7, 1) ERA: 4.09										0	0	0	0	0	0	0			
Jeff Reed, L (8, 2) OBP: 0.257, SLG: 0.274										0	0	0	0	1	0	0			
Inning Stats	R: 1 E: 0 K: 1 S: 6	H: 1 LOB: 1 BB: 1 P: 10	R: 0 E: 0 K: 1 S: 6	H: 1 LOB: 0 BB: 0 P: 6	R: 3 E: 0 K: 2 S: 10	H: 3 LOB: 1 BB: 1 P: 14	R: 1 E: 0 K: 0 S: 4	H: 1 LOB: 0 BB: 0 P: 4	R: 0 E: 0 K: 0 S: 4	H: 1 LOB: 1 BB: 0 P: 4	R: 2 E: 1 K: 0 S: 5	H: 2 LOB: 3 BB: 2 P: 14	R: 2 E: 0 K: 0 S: 4	H: 1 LOB: 2 BB: 3 P: 16	1B: 6 2B: 1 3B: 1 HR: 2	SF: 0 SAC: 0 DP: 0 HBP: 1	WP: 0 PB: 0 SB: 5 CS: 0	PA: 42	
PITCHER	IP WLS BF H R ER SO BB IBB HBP BLK WP HR S P ERA WHIP																		
Doug Drabek, R (1, 1) ERA: 4.46	6.0	L	27	7	5	5	6	2	0	1	0	0	0	0	2	37	45	7.50	1.500
Brett Gideon, R (7, 1) ERA: 4.09	0.2	L	5	1	2	2	0	1	0	1	0	0	0	0	3	8	27.00	3.000	
John Smiley, L (7, 1) ERA: 4.75	0.2		7	2	2	2	0	2	1	0	0	0	0	0	4	16	27.00	6.000	
Jim Gott, R (8, 1) ERA: 4.55	0.2		3	0	0	0	0	1	0	0	0	0	0	0	2	6	0.00	1.500	

AB 37
R 7
H 11
RBI 7
BB 3
SO 6
LOB 12



AB 34
R 9
H 10
RBI 8
BB 7
SO 6
LOB 23



Batter	1	2	3	4	5	6	7	8	9	AB	R	H	RBI	BB	SO	LOB	TOP			
Darnell Coles, R OBP: 0.270, SLG: 0.319 Barry Bonds, L OBP: 0.321, SLG: 0.477	0-0 CS 1B		0-0 F7		0-0 5-3		0-3 K	0-0 F8		3	0	1	0	0	0	0				
Al Pedrique, R OBP: 0.359, SLG: 0.396	0-0 6-3		0-0 1B		0-0 1B		0-0 F7		0-0 6-3	5	0	2	0	0	0	1				
Andy Van Slyke, L OBP: 0.351, SLG: 0.503	0-0 PO 1B		0-0 G3		0-0 1B		0-3 K		0-3 K	5	0	2	0	0	2	1				
Terry Harper, R OBP: 0.299, SLG: 0.354 John Cangelosi, S OBP: 0.440, SLG: 0.342 Michael LaValliere, L OBP: 0.382, SLG: 0.354	0-0 PO	0-0 E6 FC5 1B		0-0 E G6-4-3 2B	0-3 K2-3		0-0 5-3	0-0 5-3	4-0 1B BB	3	1	1	0	0	1	2				
Bobby Bonilla, S OBP: 0.331, SLG: 0.450		0-0 1B		0-0 E3 G6-4-3 2B		0-0 5-3		0-0 2B SF7 1B	0-0 1B FC6-4	5	1	3	0	0	0	1				
Johnny Ray, S OBP: 0.331, SLG: 0.361		0-0 P3		0-0 G6-4-3		0-0 2B 1B		0-0 1B 2B	0-0 FC6-4	5	1	2	0	0	0	5				
Sid Bream, L OBP: 0.350, SLG: 0.431		0-0 P3		0-0 1B		0-0 F9		4-0 1B IBB		3	0	1	0	1	0	3				
Junior Ortiz, R OBP: 0.313, SLG: 0.326 R.J. Reynolds, S OBP: 0.332, SLG: 0.406		0-0 FC5		0-0 F7		0-0 1B		0-0 SF7		3	0	1	0	0	0	3				
Mike Dunne, R OBP: 0.114, SLG: 0.118 Mike Diaz, R OBP: 0.325, SLG: 0.481 Brett Gideon, R			0-0 G3		0-3 K	0-3 K		0-0 1B		3	0	0	0	0	2	2				
John Smiley, L OBP: 0.143, SLG: 0.286 Jim Gott, R OBP: 0.100, SLG: 0.400								0-0 1B		1	0	1	1	0	0	0				
Inning Stats	R: 0 E: 0 K: 0 S: 3	H: 2 LOB: 0 BB: 0 P: 3	R: 0 E: 1 K: 0 S: 5	H: 1 LOB: 2 BB: 0 P: 5	R: 0 E: 0 K: 0 S: 4	H: 1 LOB: 1 BB: 0 P: 4	R: 1 E: 1 K: 0 S: 5	H: 2 LOB: 1 BB: 0 P: 5	R: 0 E: 0 K: 1 S: 9	H: 2 LOB: 2 BB: 0 P: 7	R: 0 E: 0 K: 2 S: 7	H: 0 LOB: 0 BB: 0 P: 7	R: 2 E: 0 K: 0 S: 6	H: 3 LOB: 2 BB: 1 P: 10	R: 0 E: 0 K: 1 S: 6	H: 1 LOB: 2 BB: 1 P: 10	1B: 11 2B: 3 3B: 0 HR: 0	SF: 1 SAC: 0 DP: 1 HBP: 0	WP: 0 PB: 0 SB: 0 CS: 1	PA: 43
PITCHER	IP WLS BF H R ER SO BB IBB HBP BLK WP HR S P ERA WHIP																			
Neal Heaton, L ERA: 4.16	(1, 1) 6.0 27 10 1 1 3 0 0 0 0 0 0 0 33 33 1.50 1.667																			
Jeff Parrett, R ERA: 4.12	(7, 1) 1.2 9 3 2 2 2 0 1 0 0 0 0 0 12 16 10.80 1.800																			
Bob McClure, L ERA: 4.2	(8, 1) 1.1 W 6 1 0 0 1 1 0 0 0 0 0 0 7 11 0.00 1.500																			

Pittsburgh Pirates @ Montreal Expos
Olympic Stadium, Montreal, QB
Fri Aug 14 1987, 7:05 PM EDT
Att: 20,501 - Unknown

AB	39
R	3
H	14
RBI	2
BB	2
SO	6
LOB	20



Batter	1	2	3	4	5	6	7	8	9	AB	R	H	RBI	BB	SO	LOB	BOTTOM			
Tim Raines, S OBP: 0.417, SLG: 0.534	0-0 4-3 WP 2B 1B		0-0 4-3		0-0 6-3		0-0 4-3			4	1	1	0	0	0	0				
Mitch Webster, S OBP: 0.368, SLG: 0.438 Bob McClure, R	0-0 F6		0-0 F7		0-0 F8		0-0 4-3			4	0	0	0	0	0	1				
Hubie Brooks, R OBP: 0.297, SLG: 0.431	0-0 4-3			0-0 HR		0-0 4-3		0-0 F9		4	1	1	1	0	0	1				
Tim Wallach, R OBP: 0.344, SLG: 0.524	0-0 3-H 2B			4-0 SH1-3 1B BB		0-0 F7		0-0 F4		3	0	1	1	1	0	0				
Wallace Johnson, S OBP: 0.269, SLG: 0.328 Jeff Parrett, R	0-0 F6			0-0 SH1-3 1B		4-0 BB 1B BB		0-0 1B 2B		2	0	1	0	1	0	1				
Tom Foley, L OBP: 0.307, SLG: 0.397				1-2 1B		0-0 SH1-3 1B		0-0 1B		1	1	1	0	0	0	0				
Herm Winningham, L OBP: 0.317, SLG: 0.364 Reid Nichols, R OBP: 0.310, SLG: 0.413		0-0 F8		0-0 SH1-3 1B		0-0 1B		0-0 1B		2	0	1	0	0	0	0				
Casey Candaele, S OBP: 0.337, SLG: 0.356		0-0 5-3		4-0 G4-6-3 IBB		4-0 1B BB		4-0 1B IBB		1	0	0	0	3	0	0				
Jeff Reed, L OBP: 0.252, SLG: 0.268 Mike Fitzgerald, R OBP: 0.341, SLG: 0.323		0-0 1-3		0-0 G4-6-3 1B		0-0 F8		0-0 1B		3	0	0	0	0	0	6				
Neal Heaton, L OBP: 0.203, SLG: 0.207 Vance Law, R OBP: 0.371, SLG: 0.460			0-0 G3		0-0 5-3		0-0 F7	0-0 1-3		2	0	0	0	0	0	0				
Inning Stats	R: 1 E: 0 K: 0 S: 5	H: 2 LOB: 1 BB: 0 P: 5	R: 0 E: 0 K: 0 S: 3	H: 0 LOB: 0 BB: 0 P: 3	R: 0 E: 0 K: 0 S: 3	H: 0 LOB: 0 BB: 0 P: 3	R: 1 E: 0 K: 0 S: 4	H: 2 LOB: 2 BB: 2 P: 12	R: 0 E: 0 K: 0 S: 3	H: 0 LOB: 0 BB: 0 P: 3	R: 0 E: 0 K: 0 S: 4	H: 1 LOB: 3 BB: 2 P: 12	R: 0 E: 0 K: 0 S: 3	H: 0 LOB: 0 BB: 0 P: 3	R: 2 E: 0 K: 0 S: 6	H: 3 LOB: 2 BB: 1 P: 10	1B: 5 2B: 2 3B: 0 HR: 1	SF: 0 SAC: 1 DP: 1 HBP: 0	WP: 1 PB: 0 SB: 0 CS: 0	PA: 36
PITCHER	IP WLS BF H R ER SO BB IBB HBP BLK WP HR S P ERA WHIP																			
Mike Dunne, R ERA: 2.89	(1, 1) 7.0 29 5 2 2 2 0 0 0 0 0 0 0 3 3 2.57 1.143																			
Brett Gideon, R ERA: 4.37	(8, 1) 0.2 3 1 1 1 0 0 0 0 0 0 0 0 3 3 13.50 1.500																			
John Smiley, L ERA: 4.88	(8, 1) 0.0 L 2 1 0 0 0 0 0 1 0 0 0 0 0 1 5 ∞ ∞																			
Jim Gott, R ERA: 4.52	(8, 1) 0.1 2 1 1 1 0 0 0 0 0 0 0 0 2 2 27.00 3.000																			

Pittsburgh Pirates @ Montreal Expos
Olympic Stadium, Montreal, QB
Fri Aug 14 1987, 7:05 PM EDT
Att: 20,501 - Unknown

AB	30
R	4
H	8
RBI	4
BB	5
SO	0
LOB	11



Batter	1	2	3	4	5	6	7	8	9	AB	R	H	RBI	BB	SO	LOB	TOP								
Barry Bonds, L OBP: 0.318, SLG: 0.472 (1, 7)	0-0 4-3		0-0 F7		0-0 4-3		0-0 4-3		0-0 1-3	5	0	0	0	0	0	2									
Andy Van Slyke, L OBP: 0.352, SLG: 0.505 (1, 8)	0-0 1-3		0-3 K		0-0 1B			0-0 1B 2B		4	1	2	1	0	1	0									
Johney Ray, S OBP: 0.331, SLG: 0.358 (1, 4)	0-0 4-3		0-0 5-3		1-2 BB			0-0 L4		3	0	0	0	1	0	1									
Bobby Bonilla, S OBP: 0.331, SLG: 0.447 (1, 5)		0-0 1B		0-0 L4		0-3 K		0-3 K		4	0	1	0	0	2	3									
R.J. Reynolds, S OBP: 0.331, SLG: 0.403 (1, 9)	0-0 F7		0-3 K		0-0 F7			0-0 1B		4	0	1	1	0	1	1									
Sid Dream, L OBP: 0.351, SLG: 0.429 (1, 3)	4-0 1B		4-0 BB		4-0 BB		0-0 1-3	3-H 0-3 K		2	1	0	0	2	1	1									
Michael LaValliere, L OBP: 0.380, SLG: 0.353 (1, 2)	0-0 1B		0-0 G3		0-0 6-3			0-0 F8		4	0	1	1	0	0	1									
Al Pedrique, R OBP: 0.363, SLG: 0.399 (1, 6)	0-0 1B		0-0 1B		0-0 E6		0-0 F4	0-0 1B		4	1	2	0	0	0	0									
Brian Fisher, R OBP: 0.244, SLG: 0.300 (1, 1)	0-0 G3		0-0 SH5-4		0-0 SH5-4		0-0 F9	0-3 K		3	0	0	0	0	1	3									
Inning Stats	R: 0 E: 0 K: 0 S: 3	H: 0 LOB: 0 BB: 0 P: 3	R: 1 E: 0 K: 0 S: 5	H: 3 LOB: 2 BB: 1 P: 9	R: 0 E: 0 K: 1 S: 5	H: 0 LOB: 0 BB: 0 P: 5	R: 0 E: 0 K: 1 S: 5	H: 0 LOB: 1 BB: 1 P: 9	R: 1 E: 1 K: 1 S: 7	H: 1 LOB: 2 BB: 1 P: 11	R: 0 E: 0 K: 0 S: 3	H: 0 LOB: 0 BB: 0 P: 3	R: 0 E: 0 K: 0 S: 3	H: 0 LOB: 0 BB: 0 P: 3	R: 1 E: 0 K: 1 S: 9	H: 2 LOB: 1 BB: 0 P: 9	R: 0 E: 0 K: 1 S: 6	H: 1 LOB: 1 BB: 0 P: 6	1B: 6 2B: 1 3B: 0 HR: 0	SF: 0 SAC: 1 DP: 0 HBP: 0	WP: 0 PB: 0 SB: 2 CS: 2	PA: 37			
PITCHER	IP	WLS	BF	H	R	ER	SO	BB	IBB	HBP	BLK	WP	HR	S	P	ERA	WHIP								
Dennis Martinez, R ERA: 2.97 (1, 1)	8.0		33	6	3	2	5	3	0	0	1	0	0	40	52	2.25	1.125								
Tim Burke, R ERA: 1.53 (9, 1)	1.0	W	4	1	0	0	1	0	0	0	0	0	0	6	6	0.00	1.000								

Pittsburgh Pirates @ Montreal Expos
Olympic Stadium, Montreal, QB
Sat Aug 15 1987, 7:05 PM EDT
Att: 23,894 - Unknown

AB 33
R 3
H 7
RBI 3
BB 3
SO 6
LOB 12



Batter	1	2	3	4	5	6	7	8	9	AB	R	H	RBI	BB	SO	LOB	BOTTOM								
Tim Raines, S OBP: 0.415, SLG: 0.531 (1, 7)	0-0 1B		0-0 1-3		0-3 K			0-0 3-1		4	0	1	0	0	1	1									
Casey Candaele, S OBP: 0.338, SLG: 0.354 (1, 9)	4-0 1B		0-0 F8		0-0 4-3			4-0 BB		2	0	0	0	2	0	0									
Hubie Brooks, R OBP: 0.293, SLG: 0.424 (1, 6)	0-3 K		0-0 G3		0-0 L7			0-0 FC4-6		4	1	0	0	0	1	3									
Tim Wallach, R OBP: 0.345, SLG: 0.530 (1, 5)	0-0 P3		0-0 IHR		0-0 L6			0-0 1B		4	2	2	1	0	0	1									
Tom Foley, L OBP: 0.318, SLG: 0.425 (1, 4)		0-0 F8		0-0 HR			0-0 CS	0-0 1B		4	2	3	1	0	0	0									
Vance Law, R OBP: 0.369, SLG: 0.466 (1, 3)	0-0 5-3		0-0 F8		0-0 F9			0-0 HR		4	1	1	4	0	0	1									
Herm Winningham, L OBP: 0.313, SLG: 0.360 (1, 8)	0-3 K		0-0 F9		0-3 K			0-3 HR		3	0	0	0	0	2	0									
Jeff Reed, L OBP: 0.248, SLG: 0.264 (8, PH)			0-0 F8		0-0 F6			0-0 F7		2	0	0	0	0	0	0									
Wallace Johnson, S OBP: 0.265, SLG: 0.323 (8, PH)										1	0	0	0	0	0	0									
Mike Fitzgerald, R OBP: 0.341, SLG: 0.323 (9, 2)										0	0	0	0	0	0	0									
Dennis Martinez, R OBP: 0.138, SLG: 0.038 (8, PH)			0-0 6-3		4-0 BB			0-3 K		1	0	0	0	1	0	0									
Mitch Webster, S OBP: 0.369, SLG: 0.437 (8, PH)										1	0	0	0	0	1	0									
Tim Burke, R ERA: 4.67 (9, 1)										0	0	0	0	0	0	0									
Inning Stats	R: 0 E: 0 K: 1 S: 5	H: 1 LOB: 1 BB: 1 P: 9	R: 0 E: 0 K: 1 S: 5	H: 0 LOB: 0 BB: 0 P: 5	R: 0 E: 0 K: 0 S: 3	H: 0 LOB: 0 BB: 0 P: 3	R: 2 E: 0 K: 0 S: 5	H: 2 LOB: 0 BB: 0 P: 5	R: 0 E: 0 K: 1 S: 5	H: 0 LOB: 1 BB: 1 P: 9	R: 0 E: 0 K: 0 S: 3	H: 0 LOB: 0 BB: 0 P: 3	R: 0 E: 0 K: 1 S: 5	H: 1 LOB: 0 BB: 0 P: 5	R: 0 E: 0 K: 1 S: 5	H: 0 LOB: 0 BB: 0 P: 5	R: 1 E: 0 K: 0 S: 4	H: 3 LOB: 0 BB: 1 P: 8	1B: 4 2B: 1 3B: 0 HR: 3	SF: 0 SAC: 0 DP: 1 HBP: 0	WP: 0 PB: 0 SB: 1 CS: 3	PA: 33			
PITCHER	IP	WLS	BF	H	R	ER	SO	BB	IBB	HBP	BLK	WP	HR	S	P	ERA	WHIP								
Brian Fisher, R ERA: 4.67 (1, 1)	8.1	L	33	7	6	6	5	3	0	0	0	0	2	40	52	6.48	1.200								

Pittsburgh Pirates @ Montreal Expos
Olympic Stadium, Montreal, QB
Sat Aug 15 1987, 7:05 PM EDT
Att: 23,894 - Unknown

AB 30
R 6
H 7
RBI 6
BB 3
SO 5
LOB 6



Batter	1	2	3	4	5	6	7	8	9	AB	R	H	RBI	BB	SO	LOB	TOP								
Barry Bonds, L OBP: 0.318, SLG: 0.472 (1, 7)										4	1	1	1	1	0	4	Pittsburgh Pirates @ Montreal Expos Olympic Stadium, Montreal, QB Sun Aug 16 1987, 3:33 AM EDT Att: 26,134 - Unknown								
Andy Van Slyke, L OBP: 0.348, SLG: 0.499 (1, 8)										5	0	0	0	0	4	4									
Johnny Ray, S OBP: 0.331, SLG: 0.357 (1, 4)										4	1	1	0	1	0	2									
Bobby Bonilla, S OBP: 0.334, SLG: 0.449 (1, 5)										5	1	3	2	0	1	1									
R.J. Reynolds, S OBP: 0.332, SLG: 0.407 (1, 9)											5	0	2	2	0	2									
Sid Bream, L OBP: 0.350, SLG: 0.426 (1, 3)											5	1	1	0	0	1		3							
Michael LaValliere, L OBP: 0.377, SLG: 0.354 (1, 2)											5	0	1	0	0	3									
Rafael Belliard, R OBP: 0.281, SLG: 0.259 (1, 6)											4	2	3	1	0	0									
Rick Reuschel, R OBP: 0.203, SLG: 0.233 (7, PH)											2	1	1	1	1	0		1							
Mike Diaz, R OBP: 0.324, SLG: 0.478 (7, PH)											1	0	0	0	0	2									
John Smiley, L OBP: 0.143, SLG: 0.286 (7, 1)											0	0	0	0	0	0									
Brett Gideon, R (7, 1)											0	0	0	0	0	0									
Mark Ross, R (8, 1)											0	0	0	0	0	0									
Inning Stats	R: 0 E: 0 K: 2 S: 7	H: 0 LOB: 1 BB: 1 P: 11	R: 2 E: 0 K: 0 S: 6	H: 3 LOB: 1 BB: 0 P: 6	R: 2 E: 0 K: 2 S: 10	H: 3 LOB: 1 BB: 0 P: 10	R: 1 E: 0 K: 1 S: 7	H: 2 LOB: 1 BB: 0 P: 7	R: 0 E: 0 K: 0 S: 4	H: 2 LOB: 1 BB: 0 P: 4	R: 2 E: 1 K: 1 S: 7	H: 1 LOB: 2 BB: 2 P: 15	R: 0 E: 0 K: 0 S: 5	H: 2 LOB: 2 BB: 0 P: 5	R: 0 E: 0 K: 0 S: 3	H: 0 LOB: 0 BB: 0 P: 3	R: 0 E: 0 K: 0 S: 3	H: 0 LOB: 0 BB: 0 P: 3	1B: 9 2B: 3 3B: 1 HR: 0	SF: 0 SAC: 0 DP: 1 HBP: 0	WP: 0 PB: 1 SB: 3 CS: 0	PA: 43			
PITCHER	IP	WLS	BF	H	R	ER	SO	BB	IBB	HBP	BLK	WP	HR	S	P	ERA	WHIP								
Floyd Youmans, R ERA: 4.21	3.1		19	8	5	5	4	1	0	0	0	0	0	26	30	13.50	2.700								
Joe Hesketh, L ERA:	2.2		13	3	2	0	2	2	0	0	0	0	0	15	23	0.00	1.875								
Jeff Parrett, R ERA: 3.83	3.0	W	11	2	0	0	0	0	0	0	0	0	0	11	11	0.00	0.667								

Batter	1	2	3	4	5	6	7	8	9	AB	R	H	RBI	BB	SO	LOB	BOTTOM								
Tim Raines, S OBP: 0.422, SLG: 0.557 (1, 7)										5	4	5	1	0	0	0	Pittsburgh Pirates @ Montreal Expos Olympic Stadium, Montreal, QB Sun Aug 16 1987, 3:33 AM EDT Att: 26,134 - Unknown								
Mitch Webster, S OBP: 0.368, SLG: 0.437 (1, 9)										5	1	2	1	0	1	2									
Herm Winningham, L OBP: 0.315, SLG: 0.362 (1, 8)										4	2	1	1	1	0	3									
Tim Wallach, R OBP: 0.345, SLG: 0.528 (1, 5)										4	0	1	1	0	1	4									
Andres Galarraga, R OBP: 0.396, SLG: 0.508 (1, 3)										4	1	2	1	0	0	1									
Tom Foley, L OBP: 0.322, SLG: 0.451 (1, 6)										4	2	2	3	0	0	3									
Vance Law, R OBP: 0.366, SLG: 0.461 (1, 4)										4	0	0	0	0	0	1									
Mike Fitzgerald, R OBP: 0.340, SLG: 0.324 (7, 1)										3	0	1	1	0	0	0									
Floyd Youmans, R OBP: 0.171, SLG: 0.314 (4, 1)										1	0	0	0	0	0	0									
Jeff Reed, L OBP: 0.245, SLG: 0.261 (6, PH)										1	0	0	0	0	0	1									
Jeff Reed, L (7, 2)										2	0	0	0	0	0	0									
Inning Stats	R: 2 E: 0 K: 0 S: 6	H: 3 LOB: 1 BB: 0 P: 6	R: 0 E: 0 K: 0 S: 3	H: 0 LOB: 0 BB: 0 P: 3	R: 0 E: 0 K: 1 S: 6	H: 1 LOB: 1 BB: 0 P: 6	R: 1 E: 0 K: 0 S: 5	H: 2 LOB: 1 BB: 0 P: 5	R: 1 E: 0 K: 0 S: 6	H: 4 LOB: 2 BB: 0 P: 6	R: 0 E: 0 K: 0 S: 3	H: 0 LOB: 0 BB: 0 P: 3	R: 5 E: 1 K: 1 S: 9	H: 3 LOB: 0 BB: 1 P: 13	R: 1 E: 0 K: 0 S: 4	H: 1 LOB: 0 BB: 0 P: 4	1B: 7 2B: 4 3B: 1 HR: 2	SF: 0 SAC: 0 DP: 1 HBP: 0	WP: 0 PB: 0 SB: 0 CS: 0	PA: 39					
PITCHER	IP	WLS	BF	H	R	ER	SO	BB	IBB	HBP	BLK	WP	HR	S	P	ERA	WHIP								
Rick Reuschel, R ERA: 2.75	6.0		27	10	4	4	1	0	0	0	0	0	0	29	29	6.00	1.667								
John Smiley, L ERA: 5.29	0.0		3	2	3	3	0	1	0	0	0	0	0	2	6										
Brett Gideon, R ERA: 4.56	1.0	L	5	1	2	1	1	0	0	0	0	0	1	7	7	9.00	1.000								
Mark Ross, R ERA: 9.0	1.0		4	1	1	1	0	0	0	0	0	0	1	4	4	9.00	1.000								

Pittsburgh Pirates @ Montreal Expos
Olympic Stadium, Montreal, QB
 Sun Aug 16 1987, 3:33 AM EDT
 Att: 26,134 - Unknown

AB	40
R	7
H	13
RBI	7
BB	3
SO	6
LOB	22



Pittsburgh Pirates @ Montreal Expos
Olympic Stadium, Montreal, QB
 Sun Aug 16 1987, 3:33 AM EDT
 Att: 26,134 - Unknown

AB	38
R	10
H	14
RBI	9
BB	1
SO	2
LOB	15



Batter	1	2	3	4	5	6	7	8	9	AB	R	H	RBI	BB	SO	LOB	TOP										
Steve Sax, R OBP: 0.313, SLG: 0.340 (1, 4)										3	0	2	0	1	1	0											
Danny Heep, L OBP: 0.192, SLG: 0.167 (1, 7)										4	1	1	0	0	1	3											
Pedro Guerrero, R OBP: 0.404, SLG: 0.548 (1, 3)										4	0	2	0	0	1	1											
John Shelby, S OBP: 0.284, SLG: 0.449 (1, 8)										3	0	0	1	0	1	1											
Ken Landreaux, L OBP: 0.290, SLG: 0.345 (1, 9)										3	0	0	0	0	1	1											
Tito Landrum, R OBP: 0.310, SLG: 0.253 (9, PH)										1	0	0	0	0	0	0											
Mike Scioscia, L OBP: 0.352, SLG: 0.383 (1, 2)										2	0	0	0	1	0	0											
Alex Trevino, R OBP: 0.281, SLG: 0.387 (9, PH)										1	0	0	0	0	1	0											
Phil Garner, R OBP: 0.272, SLG: 0.306 (1, 6)										3	0	0	0	0	1	1											
Tracy Woodson, R OBP: 0.291, SLG: 0.353 (1, 5)										3	0	1	0	0	0	1											
Orel Hershiser, R OBP: 0.265, SLG: 0.318 (1, 1)										2	0	1	0	0	0	1											
Chris Gwynn, L OBP: 0.273, SLG: 0.273 (8, PH)										1	0	0	0	0	1	0											
Matt Young, L (8, 1)										0	0	0	0	0	0	0											
Inning Stats	R: 1 E: 0 K: 0 S: 5	H: 3 LOB: 1 BB: 0 P: 5	R: 0 E: 0 K: 0 S: 3	H: 0 LOB: 1 BB: 1 P: 7	R: 0 E: 0 K: 0 S: 7	H: 0 LOB: 0 BB: 0 P: 7	R: 0 E: 0 K: 0 S: 3	H: 0 LOB: 0 BB: 0 P: 3	R: 0 E: 0 K: 1 S: 6	H: 2 LOB: 2 BB: 1 P: 10	R: 0 E: 0 K: 1 S: 5	H: 1 LOB: 0 BB: 0 P: 5	R: 0 E: 0 K: 0 S: 3	H: 0 LOB: 0 BB: 0 P: 3	R: 0 E: 0 K: 2 S: 8	H: 1 LOB: 1 BB: 0 P: 8	R: 0 E: 0 K: 2 S: 7	H: 0 LOB: 0 BB: 0 P: 7	1B: 6 2B: 1 3B: 0 HR: 0	SF: 1 SAC: 0 DP: 1 HBP: 0	WP: 1 PB: 0 SB: 0 CS: 1	PA: 33					
PITCHER	IP	WLS	BF	H	R	ER	SO	BB	IBB	HBP	BLK	WP	HR	S	P	ERA	WHIP										
Bob Sebra, R ERA: 3.73 (1, 1)	6.0		23	6	1	1	4	2	0	0	0	1	0	29	37	1.50	1.333										
Tim Burke, R ERA: 1.49 (7, 1)	2.0	W	7	1	0	0	2	0	0	0	0	0	0	11	11	0.00	0.500										
Bob McClure, L ERA: 4.1 (9, 1)	1.0	S	3	0	0	0	2	0	0	0	0	0	0	7	7	0.00	0.000										

Los Angeles Dodgers @ Montreal Expos
Olympic Stadium, Montreal, QB
Tue Aug 18 1987, 7:05 PM EDT
Att: 30,349 - Unknown

AB 30
R 1
H 7
RBI 1
BB 2
SO 8
LOB 9

Batter	1	2	3	4	5	6	7	8	9	AB	R	H	RBI	BB	SO	LOB	BOTTOM										
Tim Raines, S OBP: 0.426, SLG: 0.563 (1, 7)										3	2	2	0	1	1	0											
Mitch Webster, S OBP: 0.371, SLG: 0.437 (1, 9)										2	0	1	1	2	0	2											
Hubie Brooks, R OBP: 0.293, SLG: 0.422 (1, 6)										4	0	1	0	0	1	2											
Tim Wallach, R OBP: 0.346, SLG: 0.525 (1, 5)										2	0	0	1	1	0	1											
Andres Galarraga, R OBP: 0.392, SLG: 0.503 (1, 3)										4	0	0	0	0	1	5											
Tom Foley, L OBP: 0.328, SLG: 0.461 (1, 4)										3	0	2	0	0	0	3											
Casey Candaele, S OBP: 0.340, SLG: 0.356 (8, PH)										1	0	1	0	0	0	0											
Herm Winningham, L OBP: 0.310, SLG: 0.356 (1, 8)										4	0	0	0	0	1	3											
Jeff Reed, L OBP: 0.239, SLG: 0.253 (1, 2)										4	0	0	0	0	0	3											
Bob Sebra, R OBP: 0.188, SLG: 0.174 (1, 1)										2	0	0	0	0	0	0											
Wallace Johnson, S OBP: 0.281, SLG: 0.317 (6, PH)										1	0	0	0	0	0	1											
Tim Burke, R (7, 1)										0	0	0	0	0	0	0											
Dave Engle, R OBP: 0.288, SLG: 0.324 (8, PH)										1	0	0	0	0	1	0											
Bob McClure, R (9, 1)										0	0	0	0	0	0	1											
Inning Stats	R: 0 E: 0 K: 2 S: 7	H: 0 LOB: 1 BB: 1 P: 11	R: 0 E: 0 K: 0 S: 4	H: 1 LOB: 1 BB: 0 P: 4	R: 1 E: 0 K: 1 S: 7	H: 2 LOB: 3 BB: 1 P: 12	R: 0 E: 0 K: 0 S: 4	H: 0 LOB: 2 BB: 1 P: 8	R: 0 E: 0 K: 0 S: 3	H: 0 LOB: 0 BB: 0 P: 3	R: 0 E: 0 K: 0 S: 4	H: 1 LOB: 1 BB: 0 P: 4	R: 1 E: 0 K: 0 S: 4	H: 2 LOB: 1 BB: 1 P: 8	R: 0 E: 0 K: 1 S: 6	H: 1 LOB: 1 BB: 0 P: 6	1B: 5 2B: 2 3B: 1 HR: 0	SF: 0 SAC: 0 DP: 1 HBP: 1	WP: 0 PB: 0 SB: 1 CS: 1	PA: 36							
PITCHER	IP	WLS	BF	H	R	ER	SO	BB	IBB	HBP	BLK	WP	HR	S	P	ERA	WHIP										
Orel Hershiser, R ERA: 2.74 (1, 1)	7.0	L	32	6	2	2	3	4	0	1	0	0	0	33	50	2.57	1.429										
Matt Young, L ERA: 4.22 (8, 1)	1.0		4	1	0	0	1	0	0	0	0	0	0	6	6	0.00	1.000										

Los Angeles Dodgers @ Montreal Expos
Olympic Stadium, Montreal, QB
Tue Aug 18 1987, 7:05 PM EDT
Att: 30,349 - Unknown

AB 31
R 2
H 7
RBI 2
BB 4
SO 4
LOB 21


Batter	1	2	3	4	5	6	7	8	9	AB	R	H	RBI	BB	SO	LOB	TOP										
Steve Sax, R OBP: 0.314, SLG: 0.342	4-3							1-5-3		4	1	2	1	0	2		Los Angeles Dodgers @ Montreal Expos Olympic Stadium, Montreal, QB Wed Aug 19 1987, 7:05 PM EDT Att: 27,172 - Unknown										
Danny Heen, L OBP: 0.196, SLG: 0.173	F5							F3		4	1	1	0	0	2	3											
Pedro Guerrero, R OBP: 0.403, SLG: 0.547			K							1	0	0	0	0	2												
Ken Landreaux, L OBP: 0.289, SLG: 0.349	F7									4	1	1	2	0	1	3											
Alex Trevino, R OBP: 0.287, SLG: 0.393			K							1	0	1	1	0	0	0											
John Shelby, S OBP: 0.283, SLG: 0.448		L7								5	0	1	1	0	1	4											
Mike Scioscia, L OBP: 0.355, SLG: 0.393										4	2	2	2	1	1	0											
Chris Gwynn, L OBP: 0.286, SLG: 0.286										3	0	1	0	0	1	1											
Phil Garner, R OBP: 0.275, SLG: 0.304										1	1	0	0	1	1	0											
Tracy Woodson, R OBP: 0.304, SLG: 0.358										4	1	2	0	1	0	2											
Craig Shipley, R OBP: 0.222, SLG: 0.222										5	2	2	2	0	0	2											
Shawn Hillegas, R Mickey Zentgraf, R Bob Weber, L Rick Honeycutt, L Brian Holton, R Alejandro Pena, R Tim Crews, R Orval Hendrix, R Tommy Davis, R										0	0	0	0	0	0	1											
Inning Stats	R: 0 E: 0 K: 0 S: 3	H: 0 LOB: 0 BB: 0 P: 3	R: 0 E: 0 K: 1 S: 6	H: 1 LOB: 1 BB: 0 P: 6	R: 1 E: 1 K: 3 S: 12	H: 2 LOB: 3 BB: 0 P: 12	R: 1 E: 0 K: 0 S: 5	H: 2 LOB: 1 BB: 0 P: 5	R: 3 E: 0 K: 1 S: 8	H: 3 LOB: 1 BB: 1 P: 12	R: 0 E: 0 K: 1 S: 5	H: 0 LOB: 0 BB: 0 P: 5	R: 0 E: 0 K: 1 S: 5	H: 0 LOB: 0 BB: 0 P: 5	R: 5 E: 1 K: 0 S: 6	H: 3 LOB: 2 BB: 3 P: 18	R: 0 E: 0 K: 1 S: 6	H: 1 LOB: 1 BB: 0 P: 6	1B: 8 2B: 3 3B: 0 HR: 1	SF: 0 SAC: 1 DP: 0 HBP: 0	WP: 0 PB: 0 SB: 0 CS: 0	PA: 44					
PITCHER	IP	WLS	BF	H	R	ER	SO	BB	IBB	HBP	BLK	WP	HR	S	P	ERA	WHIP										
Bryn Smith, R ERA: 4.89	(1, 1)	5.0	25	8	5	4	5	1	0	0	0	0	1	34	38	7.20	1.800										
Joe Hesketh, L ERA: 3.95	(6, 1)	2.0	8	0	2	2	2	2	0	0	0	0	0	10	18	9.00	1.000										
Jeff Parrett, R ERA: 4.01	(8, 1)	0.1	L	4	1	1	0	1	0	0	0	0	0	3	7	27.00	6.000										
Bob McClure, L ERA: 3.95	(8, 1)	1.2	7	3	2	0	1	0	0	0	0	0	0	9	9	0.00	1.800										


Batter	1	2	3	4	5	6	7	8	9	AB	R	H	RBI	BB	SO	LOB	BOTTOM										
Tim Raines, S OBP: 0.428, SLG: 0.561			4-3					F8		3	1	1	1	2	0	2	Los Angeles Dodgers @ Montreal Expos Olympic Stadium, Montreal, QB Wed Aug 19 1987, 7:05 PM EDT Att: 27,172 - Unknown										
Mitch Webster, S OBP: 0.369, SLG: 0.441										5	1	1	1	0	1	3											
Hubie Brooks, R OBP: 0.294, SLG: 0.419										4	2	1	0	1	1	0											
Tim Wallach, R OBP: 0.344, SLG: 0.522										5	1	1	0	0	2	1											
Andres Galarraga, R OBP: 0.394, SLG: 0.508										4	2	2	2	1	1	0											
Tom Foley, L OBP: 0.337, SLG: 0.468										4	1	3	2	0	0	0											
Herm Winningham, L OBP: 0.309, SLG: 0.355										1	0	0	0	0	0	0											
Mike Fitzgerald, R OBP: 0.336, SLG: 0.319										3	0	0	0	0	2	5											
Joe Hesketh, R ERA: 4.76	(6, 1)									1	0	0	0	0	1	0											
Jeff Parrett, R ERA: 4.01	(8, 1)									0	0	0	0	0	0	0											
Bob McClure, R ERA: 3.95	(8, 1)									0	0	0	0	0	0	0											
Casey Candaele, S OBP: 0.344, SLG: 0.360	(8, 4)									4	1	3	2	0	0	0											
Bryn Smith, R OBP: 0.167, SLG: 0.242	(1, 1)									0	0	0	0	0	0	0											
Jeff Reed, L OBP: 0.238, SLG: 0.252	(5, PH)									1	0	0	0	0	0	1											
Wallace Johnson, S OBP: 0.257, SLG: 0.313	(8, PH)									1	0	0	0	0	0	0											
Dave Engle, R OBP: 0.286, SLG: 0.324	(9, 2)									0	0	0	0	0	0	0											
Inning Stats	R: 1 E: 1 K: 2 S: 7	H: 0 LOB: 0 BB: 1 P: 11	R: 3 E: 0 K: 1 S: 8	H: 3 LOB: 1 BB: 1 P: 12	R: 3 E: 0 K: 0 S: 8	H: 5 LOB: 2 BB: 0 P: 8	R: 1 E: 0 K: 2 S: 9	H: 2 LOB: 2 BB: 1 P: 13	R: 0 E: 0 K: 0 S: 3	H: 1 LOB: 1 BB: 1 P: 7	R: 0 E: 0 K: 0 S: 3	H: 0 LOB: 0 BB: 0 P: 3	R: 0 E: 0 K: 1 S: 5	H: 0 LOB: 0 BB: 0 P: 5	R: 1 E: 0 K: 1 S: 6	H: 1 LOB: 0 BB: 0 P: 6	R: 0 E: 0 K: 1 S: 5	H: 0 LOB: 0 BB: 0 P: 5	1B: 10 2B: 0 3B: 1 HR: 1	SF: 0 SAC: 2 DP: 0 HBP: 0	WP: 2 PB: 0 SB: 1 CS: 1	PA: 42					
PITCHER	IP	WLS	BF	H	R	ER	SO	BB	IBB	HBP	BLK	WP	HR	S	P	ERA	WHIP										
Shawn Hillegas, R ERA: 4.02	(1, 1)	2.0	11	3	4	4	3	2	0	0	0	0	0	15	23	18.00	2.500										
Rick Honeycutt, L ERA: 4.76	(3, 1)	0.0	2	2	2	2	0	0	0	0	0	0	0	2	2	∞	∞										
Brian Holton, R ERA: 3.91	(3, 1)	3.0	16	6	2	2	2	2	0	0	0	0	0	18	26	6.00	2.667										
Alejandro Pena, R ERA: 4.33	(6, 1)	2.0	W	6	0	0	0	1	0	0	0	0	0	8	8	0.00	0.000										
Tim Crews, R ERA: 0.69	(8, 1)	2.0	S	7	1	1	1	2	0	0	0	0	1	11	11	4.50	0.500										

AB 39
R 10
H 12
RBI 10
BB 4
SO 8
LOB 21

AB 36
R 9
H 12
RBI 8
BB 4
SO 8
LOB 12



Batter	1	2	3	4	5	6	7	8	9	AB R H RBI BB SO LOB	TOP										
Steve Sax, R (1.4) OBP: 0.319, SLG: 0.347	0-0 SH5-3 1B		0-0 4-3 2B		0-3 K		4-0 IBB		0-0 HR 1B	4 2 3 0 1 1 0	Los Angeles Dodgers @ Montreal Expos Olympic Stadium, Montreal, QB Thu Aug 20 1987, 7:05 PM EDT Att: 25,681 - Unknown AB 39 R 7 H 13 RBI 6 BB 1 SO 4 LOB 13 										
Ken Landreaux, L (1.9) OBP: 0.288, SLG: 0.366	0-0 SH5-3		0-0 4-3		0-0 F8		0-0 4-3		0-0 HR 1B	4 1 1 2 0 0 3											
Tito Landrum, R (1.7) OBP: 0.300, SLG: 0.247	0-0 2H 1B		0-3 K		0-0 6-3		0-0 6-3		0-0 F9	5 0 1 1 0 1 1											
John Shelby, S (1.8) OBP: 0.284, SLG: 0.448	0-0 F9			0-3 K		0-0 1B		0-0 HBP 1B	0-0 F7	5 1 2 0 0 1 1											
Alex Trevino, R (1.2) OBP: 0.300, SLG: 0.405	0-3 K			0-0 E 2B		0-0 P3		1-0 1B HBP 2B	0-0 FC4-6 1B	4 2 2 0 0 1 2											
Tracy Woodson, R (1.3) OBP: 0.300, SLG: 0.351		0-0 F8		0-0 E3 1B 2H		0-0 F8		0-0 1-2 2H 2B	0-0 FC4-6 1B	5 1 1 1 0 0 2											
Phil Garner, R (1.5) OBP: 0.276, SLG: 0.305							0-0 L3			3 0 1 0 0 0 0											
Danny Heep, L (8. PH) OBP: 0.211, SLG: 0.208								1-H 2H 2B		1 0 1 2 0 0 0											
Craig Shipley, R (1.6) OBP: 0.231, SLG: 0.308							0-0 3-1 2B		0-0 F8	4 0 1 0 0 0 2											
Fernando Valenzuela, L (1.1) OBP: 0.149, SLG: 0.149							0-0 3-1		0-0 4-3	4 0 0 0 0 0 2											
Matt Young, L (8.1)							2-3			0 0 0 0 0 0 0											
Inning Stats	R: 1 E: 0 K: 1 S: 7	H: 2 LOB: 1 BB: 0 P: 7	R: 0 E: 0 K: 0 S: 3	H: 0 LOB: 0 BB: 0 P: 3	R: 0 E: 0 K: 1 S: 6	H: 1 LOB: 1 BB: 0 P: 6	R: 1 E: 1 K: 1 S: 7	H: 2 LOB: 1 BB: 0 P: 7	R: 0 E: 0 K: 0 S: 4	H: 1 LOB: 1 BB: 0 P: 4	R: 0 E: 0 K: 0 S: 4	H: 1 LOB: 2 BB: 1 P: 8	R: 3 E: 0 K: 0 S: 6	H: 3 LOB: 1 BB: 0 P: 7	R: 2 E: 0 K: 0 S: 6	H: 3 LOB: 1 BB: 0 P: 6	1B: 8 2B: 4 3B: 0 HR: 1	SF: 0 SAC: 1 DP: 0 HBP: 1	WP: 0 PB: 0 SB: 2 CS: 0	PA: 42	
PITCHER	IP WLS BF H R ER SO BB IBB HBP BLK WP HR S P ERA WHIP											IP WLS BF H R ER SO BB IBB HBP BLK WP HR S P ERA WHIP									
Neal Heaton, L (1.1) ERA: 4.19	7.1 L 33 9 5 4 4 0 1 1 0 0 0 0 39 44 4.91 1.227																				
Tim Burke, R (8.1) ERA: 1.47	0.2 3 1 0 0 0 0 0 0 0 0 0 0 3 3 0.00 1.500																				
Andy McGaffigan, R (9.1) ERA: 2.58	1.0 6 3 2 2 0 0 0 0 0 0 0 1 6 6 18.00 3.000																				

Batter	1	2	3	4	5	6	7	8	9	AB R H RBI BB SO LOB	BOTTOM											
Tim Raines, S (1.7) OBP: 0.423, SLG: 0.554	0-3 K		0-0 L6		0-0 F5		0-3 K		0-0 F8	5 0 0 0 0 2 5	Los Angeles Dodgers @ Montreal Expos Olympic Stadium, Montreal, QB Thu Aug 20 1987, 7:05 PM EDT Att: 25,681 - Unknown AB 32 R 2 H 5 RBI 2 BB 7 SO 6 LOB 23 											
Mitch Webster, S (1.9) OBP: 0.370, SLG: 0.438	4-0 BB BB		0-3 K		4-0 2B BB		0-0 F8		0-0 FC6-4	3 1 0 0 2 1 2												
Hubie Brooks, R (1.6) OBP: 0.296, SLG: 0.415	4-0 FC6-4 BB		4-0 CS BB BB		0-3 K		0-3 K		0-0 4-3	3 0 0 0 2 2 1												
Tim Wallach, R (1.5) OBP: 0.347, SLG: 0.526	0-0 F3		4-0 CS BB		0-0 E 2B		0-0 2B		0-0 5-3	4 0 2 1 1 0 2												
Andres Galarraga, R (1.3) OBP: 0.390, SLG: 0.501	0-0 FC6-4		0-0 F9		0-0 E6 FC5-4		0-0 F3		0-0 6-3	5 0 0 0 0 0 6												
Vance Law, R (1.4) OBP: 0.365, SLG: 0.461		0-0 E5 SH3		0-0 1-3		0-0 FC5-4		0-0 1B 2B		4 1 1 0 0 0 2												
Reid Nichols, R (1.8) OBP: 0.308, SLG: 0.407										4 0 1 0 0 0 1												
Mike Fitzgerald, R (1.2) OBP: 0.339, SLG: 0.316										2 0 0 0 2 1 3												
Neal Heaton, L (1.1) OBP: 0.200, SLG: 0.203										1 0 0 0 0 0 1												
Tim Burke, R (8.1)										0 0 0 0 0 0 0												
Dave Engle, R (8. PH) OBP: 0.297, SLG: 0.333										1 0 1 1 0 0 0												
Andy McGaffigan, R (9.1)										0 0 0 0 0 0 0												
Inning Stats	R: 0 E: 0 K: 1 S: 5	H: 0 LOB: 2 BB: 2 P: 13	R: 0 E: 2 K: 0 S: 5	H: 0 LOB: 2 BB: 0 P: 5	R: 0 E: 0 K: 1 S: 4	H: 0 LOB: 1 BB: 2 P: 12	R: 0 E: 0 K: 0 S: 3	H: 0 LOB: 1 BB: 1 P: 7	R: 1 E: 1 K: 1 S: 7	H: 1 LOB: 2 BB: 1 P: 11	R: 0 E: 0 K: 1 S: 5	H: 0 LOB: 1 BB: 1 P: 9	R: 0 E: 0 K: 1 S: 6	H: 1 LOB: 1 BB: 0 P: 6	R: 0 E: 0 K: 1 S: 8	H: 3 LOB: 2 BB: 0 P: 8	R: 0 E: 0 K: 0 S: 3	H: 0 LOB: 0 BB: 0 P: 3	1B: 2 2B: 3 3B: 0 HR: 0	SF: 0 SAC: 2 DP: 0 HBP: 0	WP: 1 PB: 0 SB: 0 CS: 2	PA: 41
PITCHER	IP WLS BF H R ER SO BB IBB HBP BLK WP HR S P ERA WHIP											IP WLS BF H R ER SO BB IBB HBP BLK WP HR S P ERA WHIP										
Fernando Valenzuela, L (1.1) ERA: 4.3	7.0 W 34 4 2 0 0 0 7 0 0 0 0 0 37 65 2.57 1.571																					
Matt Young, L (8.1) ERA: 4.06	2.0 S 7 1 0 0 1 0 0 0 0 0 0 0 9 9 0.00 0.500																					

Batter	1	2	3	4	5	6	7	8	9	AB	R	H	RBI	BB	SO	LOB	TOP			
Robby Thompson, R OBP: 0.325, SLG: 0.409 (1, 4)										4	2	2	1	0	1	0				
Mike Aldrete, L OBP: 0.381, SLG: 0.453 (1, 8)										4	1	3	1	0	0	0				
Bob Brenly, R OBP: 0.356, SLG: 0.496 (7, 2)										1	0	0	0	0	1	0				
Jeffrey Leonard, R OBP: 0.320, SLG: 0.480 (1, 7)										5	1	1	3	0	0	3				
Candy Maldonado, R OBP: 0.359, SLG: 0.534 (1, 9)										5	0	0	0	0	1	1				
Will Clark, L OBP: 0.359, SLG: 0.566 (1, 3)										3	0	1	0	2	0	0				
Chris Speier, R OBP: 0.325, SLG: 0.370 (1, 5)										3	0	1	0	0	0	2				
Bob Melvin, R OBP: 0.240, SLG: 0.343 (7, PH)										3	0	0	0	0	2	3				
Eddie Milner, L OBP: 0.285, SLG: 0.326 (7, 8)										0	0	0	0	1	0	0				
Jose Uribe, S OBP: 0.330, SLG: 0.382 (1, 6)										4	0	0	0	0	1	5				
Dave Dravecky, R OBP: 0.227, SLG: 0.175 (6, 1)										3	2	2	0	0	0	0				
Don Robinson, R OBP: 0.154, SLG: 0.083 (6, 1)										1	0	0	0	0	0	0				
Inning Stats	R: 3 E: 0 K: 2 S: 11	H: 4 LOB: 2 BB: 1 P: 15	R: 1 E: 0 K: 0 S: 5	H: 3 LOB: 1 BB: 0 P: 5	R: 0 E: 0 K: 0 S: 3	H: 0 LOB: 1 BB: 0 P: 4	R: 0 E: 0 K: 0 S: 3	H: 0 LOB: 1 BB: 1 P: 3	R: 0 E: 0 K: 1 S: 7	H: 2 LOB: 1 BB: 0 P: 8	R: 0 E: 0 K: 0 S: 4	H: 1 LOB: 2 BB: 1 P: 8	R: 0 E: 0 K: 2 S: 7	H: 0 LOB: 0 BB: 0 P: 7	R: 0 E: 0 K: 1 S: 5	H: 0 LOB: 0 BB: 0 P: 5	1B: 6 2B: 4 3B: 0 HR: 1	SF: 0 SAC: 0 DP: 1 HBP: 2	WP: 0 PB: 0 SB: 0 CS: 0	PA: 41
PITCHER	IP	WLS	BF	H	R	ER	SO	BB	IBB	HBP	BLK	WP	HR	S	P	ERA	WHIP			
Dennis Martinez, R ERA: 3.24 (1, 1)	6.1	L	32	10	6	5	3	2	0	2	0	0	1	34	44	7.11	1.895			
Jeff Parrett, R ERA: 3.77 (7, 1)	2.2		9	0	0	0	3	0	1	0	0	0	0	14	18	0.00	0.000			

San Francisco Giants @ Montreal Expos
Olympic Stadium, Montreal, QB
Fri Aug 21 1987, 7:05 PM EDT
Att: 30,294 - Unknown

livebaseballscorecards.com

AB 36
R 6
H 10
RBI 5
BB 3
SO 6
LOB 14

Batter	1	2	3	4	5	6	7	8	9	AB	R	H	RBI	BB	SO	LOB	BOTTOM					
Tim Raines, S OBP: 0.421, SLG: 0.551 (1, 7)										4	0	1	0	0	2	1						
Mitch Webster, S OBP: 0.369, SLG: 0.443 (1, 9)										4	1	1	1	0	0	1						
Hubie Brooks, R OBP: 0.302, SLG: 0.421 (1, 6)										3	1	2	0	1	0	0						
Tim Wallach, R OBP: 0.346, SLG: 0.523 (1, 5)										4	1	1	0	0	1	4						
Andres Galarraga, R OBP: 0.391, SLG: 0.501 (1, 3)										4	0	2	1	0	1	0						
Vance Law, R OBP: 0.364, SLG: 0.460 (7, 1)										3	0	1	1	0	1	1						
Wallace Johnson, S OBP: 0.254, SLG: 0.398 (9, PH)										0	0	0	0	0	0	0						
Reid Nichols, R OBP: 0.311, SLG: 0.409 (1, 8)										2	0	1	0	0	0	0						
Tom Foley, L OBP: 0.335, SLG: 0.465 (6, PH)										1	0	0	0	0	0	2						
Casey Candaele, S OBP: 0.343, SLG: 0.359 (7, 4)										1	0	0	0	0	0	0						
Jeff Reed, L OBP: 0.239, SLG: 0.253 (1, 2)										3	0	1	0	0	0	0						
Dennis Martinez, R OBP: 0.129, SLG: 0.036 (1, 1)										2	0	0	0	0	0	1						
Herm Winningham, L OBP: 0.308, SLG: 0.353 (7, 8)										1	0	0	0	0	0	0						
Inning Stats	R: 0 E: 0 K: 1 S: 6	H: 2 LOB: 2 BB: 0 P: 6	R: 0 E: 1 K: 1 S: 5	H: 1 LOB: 1 BB: 0 P: 5	R: 0 E: 0 K: 1 S: 5	H: 0 LOB: 0 BB: 0 P: 5	R: 2 E: 0 K: 1 S: 7	H: 3 LOB: 0 BB: 0 P: 7	R: 0 E: 0 K: 0 S: 6	H: 1 LOB: 1 BB: 0 P: 6	R: 1 E: 0 K: 0 S: 6	H: 3 LOB: 2 BB: 0 P: 6	R: 0 E: 0 K: 0 S: 3	H: 0 LOB: 0 BB: 0 P: 3	R: 0 E: 0 K: 0 S: 2	H: 0 LOB: 0 BB: 1 P: 6	R: 0 E: 0 K: 0 S: 3	H: 0 LOB: 0 BB: 0 P: 3	1B: 8 2B: 3 3B: 0 HR: 1	SF: 0 SAC: 0 DP: 2 HBP: 0	WP: 0 PB: 0 SB: 0 CS: 1	PA: 35
PITCHER	IP	WLS	BF	H	R	ER	SO	BB	IBB	HBP	BLK	WP	HR	S	P	ERA	WHIP					
Dave Dravecky, L ERA: 3.62 (1, 1)	5.2	W	24	10	3	3	5	1	0	0	0	0	0	9	13	0.00	0.300					
Don Robinson, R ERA: 3.31 (6, 1)	3.1	S	10	0	0	0	0	1	0	0	0	0	0	9	13	0.00	0.300					

San Francisco Giants @ Montreal Expos
Olympic Stadium, Montreal, QB
Fri Aug 21 1987, 7:05 PM EDT
Att: 30,294 - Unknown

livebaseballscorecards.com

AB 33
R 3
H 10
RBI 3
BB 1
SO 5
LOB 10

Batter	1	2	3	4	5	6	7	8	9	10	AB	R	H	RBI	BB	SO	LOB	TOP				
Robby Thompson, R OBP: 0.323, SLG: 0.409 (1, 4)			G6-4-3 1-2f		K		F8		E5 CS		5	1	1	0	0	1	3	San Francisco Giants @ Montreal Expos Olympic Stadium, Montreal, QB Sat Aug 22 1987, 7:05 PM EDT Att: 33,294 - Unknown livebaseballscorecards.com				
Mike Aldrete, L OBP: 0.386, SLG: 0.460 (1, 8)				2B	1B		G3		K2-3 3-H 1-2		3	0	2	1	1	0	0					
Eddie Milner, L OBP: 0.283, SLG: 0.323 (8, 8)				2B	1B						1	0	0	0	0	1	1					
Jeffrey Leonard, R OBP: 0.318, SLG: 0.477 (1, 7)				5-3	1B		K				5	0	1	2	0	1	2					
Will Clark, L OBP: 0.355, SLG: 0.559 (1, 3)				1-3	K						5	0	0	0	0	3	3					
Chili Davis, S OBP: 0.331, SLG: 0.422 (1, 9)											1	0	1	0	4	0	0					
Kevin Mitchell, R OBP: 0.335, SLG: 0.448 (1, 5)				FC4	BB		6-3				1	0	1	0	4	0	0					
Craig Lefferts, L OBP: 0.286, SLG: 0.429 (10, 1)				FC4	BB		6-3		F9		4	0	0	0	0	1	5					
Bob Brenly, R OBP: 0.358, SLG: 0.495 (1, 2)									F6		3	1	1	0	1	0	1					
Jose Uribe, S OBP: 0.333, SLG: 0.389 (1, 6)											4	2	2	0	0	0	2					
Michael LaCoss, R OBP: 0.143, SLG: 0.077 (8, 1)											1	0	0	0	1	1	2					
Scott Garrelts, R OBP: 0.222, SLG: 0.333 (8, 1)											0	0	0	0	0	0	0					
Chris Speier, R OBP: 0.324, SLG: 0.369 (8, 5)											1	0	0	0	0	0	1					
Harry Spilman, L OBP: 0.351, SLG: 0.424 (10, PH)											1	0	0	0	0	1	1					
Inning Stats	R: 1 E: 0 K: 0 S: 4	H: 2 LOB: 0 BB: 0 P: 4	R: 0 E: 0 K: 1 S: 4	H: 0 LOB: 0 BB: 1 P: 8	R: 0 E: 0 K: 0 S: 2	H: 0 LOB: 0 BB: 1 P: 6	R: 0 E: 0 K: 2 S: 4	H: 1 LOB: 2 BB: 1 P: 8	R: 2 E: 0 K: 2 S: 10	H: 3 LOB: 2 BB: 1 P: 14	R: 0 E: 0 K: 1 S: 5	H: 0 LOB: 2 BB: 2 P: 13	R: 0 E: 0 K: 1 S: 5	H: 0 LOB: 1 BB: 1 P: 9	R: 1 E: 1 K: 1 S: 6	H: 1 LOB: 0 BB: 0 P: 6	R: 0 E: 0 K: 2 S: 8	H: 1 LOB: 1 BB: 0 P: 8	1B: 5 2B: 3 3B: 0 HR: 0	SF: 0 SAC: 1 DP: 2 HBP: 0	WP: 0 PB: 0 SB: 0 CS: 2	PA: 42
PITCHER	IP 5.0	WLS 22	BF 6	H 3	R 3	ER 3	SO 3	BB 3	IBB 1	HBP 0	BLK 0	WP 0	HR 0	S 24	P 40	ERA 5.40	WHIP 1.800					
Pascual Perez, R ERA: 5.4 (1, 1)	3.0	12	0	0	0	3	3	0	0	0	0	0	0	15	27	0.00	1.000					
Andy McCaffigan, R ERA: 2.49 (6, 1)	2.0	W	8	2	1	0	3	0	0	0	0	0	0	14	14	0.00	1.000					
Tim Burke, R ERA: 1.43 (9, 1)																						

Batter	1	2	3	4	5	6	7	8	9	10	AB	R	H	RBI	BB	SO	LOB	BOTTOM			
Tim Raines, S OBP: 0.421, SLG: 0.556 (1, 7)			F8		4-3						5	0	2	2	0	0	2	San Francisco Giants @ Montreal Expos Olympic Stadium, Montreal, QB Sat Aug 22 1987, 7:05 PM EDT Att: 33,294 - Unknown livebaseballscorecards.com			
Casey Candaele, S OBP: 0.342, SLG: 0.358 (1, 9)				1-3							4	0	1	0	0	0	1				
Hubie Brooks, R OBP: 0.259, SLG: 0.415 (1, 6)				6-3							4	0	0	0	0	0	2				
Tim Burke, R ERA: 1.43 (9, 1)											0	0	0	0	0	0	0				
Tim Wallach, R OBP: 0.343, SLG: 0.519 (1, 5)			F4		F3						4	0	0	0	0	0	1				
Andres Galarrraga, R OBP: 0.390, SLG: 0.499 (1, 3)											4	1	1	0	0	0	0				
Tom Foley, L OBP: 0.346, SLG: 0.486 (1, 4)											3	2	3	0	0	0	0				
Herm Winningham, L OBP: 0.304, SLG: 0.348 (1, 8)											3	2	3	0	0	0	0				
Jeff Reed, L OBP: 0.241, SLG: 0.255 (1, 2)											4	0	0	1	0	0	3				
Vance Law, R OBP: 0.356, SLG: 0.462 (9, PH)											4	0	1	1	0	0	3				
Mike Fitzgerald, R OBP: 0.339, SLG: 0.316 (10, 2)											3	0	1	0	0	0	0				
Pascual Perez, R ERA: 3.82 (1, 1)											1	0	1	1	0	0	0				
Wallace Johnson, S OBP: 0.294, SLG: 0.318 (5, PH)											1	0	1	1	0	0	0				
Andy McCaffigan, R ERA: 2.49 (6, 1)											0	0	0	0	0	0	0				
Mitch Webster, S OBP: 0.371, SLG: 0.445 (8, PH)											1	2	1	0	1	0	0				
Inning Stats	R: 0 E: 0 K: 0 S: 3	H: 0 LOB: 0 BB: 0 P: 3	R: 0 E: 0 K: 0 S: 4	H: 1 LOB: 1 BB: 0 P: 4	R: 0 E: 0 K: 1 S: 5	H: 0 LOB: 0 BB: 0 P: 5	R: 0 E: 0 K: 0 S: 3	H: 0 LOB: 0 BB: 0 P: 3	R: 1 E: 0 K: 0 S: 4	H: 1 LOB: 0 BB: 0 P: 4	R: 0 E: 0 K: 0 S: 4	H: 1 LOB: 1 BB: 1 P: 8	R: 1 E: 0 K: 0 S: 4	H: 2 LOB: 0 BB: 0 P: 4	R: 1 E: 0 K: 0 S: 2	H: 2 LOB: 1 BB: 0 P: 2	1B: 8 2B: 2 3B: 2 HR: 0	SF: 0 SAC: 1 DP: 1 HBP: 0	WP: 0 PB: 0 SB: 1 CS: 1	PA: 38	
PITCHER	IP 7.0	WLS 28	BF 7	H 3	R 3	ER 3	SO 1	BB 1	IBB 0	HBP 0	BLK 0	WP 0	HR 0	S 29	P 33	ERA 3.86	WHIP 1.143				
Michael LaCoss, R ERA: 3.82 (8, 1)	2.0	7	2	1	1	0	0	0	0	0	0	0	0	7	7	4.50	1.000				
Scott Garrelts, R ERA: 3.07 (8, 1)	0.0	L	2	2	1	1	0	0	0	0	0	0	0	2	2	=	=				
Craig Lefferts, L ERA: 4.12 (10, 1)																					



Batter	1	2	3	4	5	6	7	8	9	AB	R	H	RBI	BB	SO	LOB	TOP										
Robby Thompson, R (1, 4) OBP: 0.323, SLG: 0.411	1-0 6-3	0-2 FC5-4			0-0 FC6-2	2-0 F7	0-1 4-3			3	0	1	0	0	0	2	San Francisco Giants @ Montreal Expos Olympic Stadium, Montreal, QB Sun Aug 23 1987, 3:33 AM EDT Att: 35,250 - Sunny										
Will Clark, L (6, PH) OBP: 0.354, SLG: 0.557										1	0	0	0	0	2												
Kelly Downs, R (6, 1) OBP: 0.184, SLG: 0.188										0	0	0	0	0	0												
Don Robinson, R (7, PH) OBP: 0.143, SLG: 0.077										1	0	0	0	0	2												
Mike Aldrete, L (1, 3) OBP: 0.387, SLG: 0.471	0-1 HR		1-1 3-1		1-0 4-3		0-1 5-3	0-1 6-3		5	2	2	1	0	0												
Jeffrey Leonard, R (1, 7) OBP: 0.316, SLG: 0.473	0-1 5-3		3-1 4-3		0-1 FC6-2		0-1 5-3	0-0 6-3		4	0	0	0	0	2												
Eddie Milner, L (7, 8) OBP: 0.281, SLG: 0.321					4-0 FC6-2		1-2 5-3			1	0	0	0	0	0												
Candy Maldonado, R (1, 9) OBP: 0.362, SLG: 0.533	0-0 1B		1-3 K		1-3 BB		1-2 1B	0-3 K		4	1	2	1	1	2												
Chili Davis, S (1, 8) OBP: 0.331, SLG: 0.420	2-1 F6			0-1 1B	0-3 K		4-2 1B	3-2 E3		4	1	1	0	1	1												
Bob Brenly, R (1, 2) OBP: 0.355, SLG: 0.489		2-3 K		0-3 K		1-2 6-3	3-2 1B	1-3 K		5	1	1	1	0	3												
Chris Speier, R (1, 5) OBP: 0.332, SLG: 0.378		3-1 1B		4-2 BB		0-1 2B	1-2 SH1-3	0-3 K		4	0	3	1	1	1												
Jose Uribe, S (1, 6) OBP: 0.336, SLG: 0.385		4-0 FC5-4		0-0 F5		4-1 BB	1-0 SH1-3	0-0 L5		2	0	0	1	2	0												
Atlee Hammaker, S (1, 1) OBP: 0.128, SLG: 0.109		0-0 B5		1-3 K		1-3 K	4-0 IBB			2	0	0	0	0	1												
Harry Spilman, L (6, PH) OBP: 0.347, SLG: 0.418										1	0	0	0	0	1												
Kevin Mitchell, R (6, 5) OBP: 0.337, SLG: 0.448										0	0	0	0	1	0												
Inning Stats	R: 1 E: 0 K: 0 S: 8	H: 2 LOB: 1 BB: 0 P: 11	R: 0 E: 0 K: 1 S: 9	H: 1 LOB: 2 BB: 1 P: 18	R: 0 E: 0 K: 1 S: 7	H: 0 LOB: 0 BB: 0 P: 12	R: 0 E: 0 K: 2 S: 11	H: 1 LOB: 2 BB: 1 P: 16	R: 0 E: 0 K: 1 S: 7	H: 1 LOB: 2 BB: 1 P: 12	R: 4 E: 0 K: 0 S: 21	H: 4 LOB: 2 BB: 2 P: 35	R: 0 E: 0 K: 2 S: 6	H: 0 LOB: 0 BB: 0 P: 6	R: 0 E: 1 K: 2 S: 11	H: 0 LOB: 1 BB: 0 P: 15	1B: 7 2B: 2 3B: 0 HR: 1	SF: 0 SAC: 1 DP: 0 HBP: 0	WP: 0 PB: 0 SB: 4 CS: 0	PA: 44							
PITCHER	IP	WLS	BF	H	R	ER	SO	BB	IBB	HBP	BLK	WP	HR	S	P	ERA	WHIP										
Bob Sebra, R (1, 1) ERA: 3.87	6.1	L	34	10	5	5	6	5	0	0	0	0	1	72	116	7.11	2.368										
Joe Hesketh, L (7, 1) ERA: 2.94	1.2		6	0	0	0	1	0	1	0	0	0	0	9	14	0.00	0.000										
Jeff Parrett, R (9, 1) ERA: 3.69	1.0		4	0	0	0	2	0	0	0	0	0	0	11	15	0.00	0.000										

Batter	1	2	3	4	5	6	7	8	9	AB	R	H	RBI	BB	SO	LOB	BOTTOM										
Tim Raines, S (1, 7) OBP: 0.423, SLG: 0.561	1-0 FC6-4	4-0 IBB			3-3 K		1-2 SF8		1-2 1-3	4	2	2	0	1	1	0	San Francisco Giants @ Montreal Expos Olympic Stadium, Montreal, QB Sun Aug 23 1987, 3:33 AM EDT Att: 35,250 - Sunny										
Mitch Webster, S (1, 9) OBP: 0.370, SLG: 0.444	0-0 FC6-4	3-3 K			1-3 K		2-1 SF8			3	0	1	1	0	2	2											
Hubie Brooks, R (1, 6) OBP: 0.294, SLG: 0.410	0-1 FC6-4		1-3 K		2-2 F7		0-3 K			4	0	0	0	0	2	2											
Tim Wallach, R (1, 5) OBP: 0.345, SLG: 0.521	2-3 K		2-1 2B			2-3 K		1-0 1B		4	0	2	0	0	2	1											
Andres Galarraga, R (1, 3) OBP: 0.386, SLG: 0.494	1-3 K		2-3 K			0-0 6-3		2-1 F9		4	0	0	0	0	2	3											
Reid Nichols, R (1, 8) OBP: 0.314, SLG: 0.438		2-1 HR		2-2 F2		1-2 1B		2-3 K		2	1	1	1	0	0	1											
Herm Winningham, L (6, PH) OBP: 0.305, SLG: 0.349										2	0	1	0	0	1	1											
Vance Law, R (1, 4) OBP: 0.316, SLG: 0.459		1-3 K		0-0 5-3		4-1 FC6		0-3 K		2	0	0	0	1	1	0											
Joe Hesketh, R (7, 1) OBP: 0.344, SLG: 0.483						1-2 IBB				0	0	0	0	0	0	0											
Tom Foley, L (8, PH) OBP: 0.344, SLG: 0.483										0	0	0	0	0	0	0											
Jeff Parrett, R (9, 1) ERA: 3.3										0	0	0	0	0	0	0											
Mike Fitzgerald, R (1, 2) OBP: 0.339, SLG: 0.316		2-1 SH3-4		2-0 5-3		2-1 FC6		0-1 G3		3	0	1	0	0	0	2											
Wallace Johnson, S (9, PH) OBP: 0.269, SLG: 0.313										1	0	0	0	0	0	0											
Bob Sebra, R (1, 1) OBP: 0.184, SLG: 0.170		1-2 SH3-4		0-0 F8				1-0 F9		1	0	0	0	0	0	0											
Casey Candaele, S (7, 4) OBP: 0.340, SLG: 0.356										2	0	0	0	0	1	0											
Inning Stats	R: 1 E: 0 K: 2 S: 10	H: 2 LOB: 1 BB: 0 P: 14	R: 1 E: 0 K: 2 S: 13	H: 2 LOB: 2 BB: 1 P: 26	R: 0 E: 0 K: 2 S: 14	H: 1 LOB: 1 BB: 0 P: 21	R: 0 E: 0 K: 0 S: 3	H: 0 LOB: 0 BB: 0 P: 5	R: 0 E: 0 K: 1 S: 12	H: 1 LOB: 2 BB: 1 P: 20	R: 1 E: 0 K: 2 S: 11	H: 1 LOB: 0 BB: 0 P: 16	R: 0 E: 0 K: 2 S: 10	H: 1 LOB: 1 BB: 0 P: 15	R: 0 E: 0 K: 0 S: 6	H: 0 LOB: 0 BB: 0 P: 8	1B: 5 2B: 1 3B: 1 HR: 1	SF: 1 SAC: 1 DP: 0 HBP: 0	WP: 0 PB: 0 SB: 1 CS: 0	PA: 37							
PITCHER	IP	WLS	BF	H	R	ER	SO	BB	IBB	HBP	BLK	WP	HR	S	P	ERA	WHIP										
Atlee Hammaker, L (1, 1) ERA: 3.49	5.0		21	5	2	2	8	0	1	0	1	0	0	51	83	3.60	1.000										
Kelly Downs, R (6, 1) ERA: 4.04	1.0	W	5	1	0	0	1	0	1	0	0	0	0	12	20	0.00	1.000										
Don Robinson, R (7, 1) ERA: 3.3	3.0	S	11	2	1	1	4	0	0	0	0	0	0	27	39	3.00	0.667										



Batter	1	2	3	4	5	6	7	8	9	AB	R	H	RBI	BB	SO	LOB	TOP			
Tim Raines, S (1, 7) OBP: 0.421, SLG: 0.557	4-0 CS BB		0-0 F8		0-0 F8			0-0 F9		3	0	0	0	1	0	0	Montreal Expos @ San Diego Padres Jack Murphy Stadium, San Diego, CA Tue Aug 25 1987, 10:05 PM EDT Att: 12,105 - Unknown			
Mitch Webster, S (1, 9) OBP: 0.371, SLG: 0.442	4-0 4-3 BB		4-0 BB		0-0 F9			0-3 K		2	0	0	0	2	1	0				
Tom Foley, L (1, 6) OBP: 0.342, SLG: 0.478	0-0 4-3 1-2		0-3 K		0-0 F2			0-0 1B		4	0	1	0	0	1	2				
Tim Wallach, R (1, 5) OBP: 0.348, SLG: 0.528	4-0 BB			0-0 HR				0-0 F3		3	1	2	1	1	0	0				
Andres Galarraga, R (1, 3) OBP: 0.383, SLG: 0.489	0-3 K			0-0 F8				0-0 F8		4	0	0	0	0	1	4				
Vance Law, R (1, 4) OBP: 0.362, SLG: 0.454		0-3 K		0-0 1-3				0-0 F8		4	0	0	0	0	1	0				
Casey Candaele, S (1, 8) OBP: 0.339, SLG: 0.355		0-3 K		0-0 1B				0-0 F7		4	0	1	0	0	1	0				
Jeff Reed, L (1, 2) OBP: 0.241, SLG: 0.255		0-3 K		0-0 1B				0-0 G3		4	0	1	0	0	1	0				
Neal Heaton, L (1, 1) OBP: 0.197, SLG: 0.200			0-3 K		0-0 F7			0-0 5-3		1	0	0	0	0	1	0				
Wallace Johnson, S (4, PH) OBP: 0.257, SLG: 0.309				0-0 F7						1	0	0	0	0	0	2				
Andy McGaffigan, R (4, 1)										0	0	0	0	0	0	0				
Dave Engle, R (7, PH) OBP: 0.293, SLG: 0.329										1	0	0	0	0	0	0				
Jeff Parrett, R (7, 1)										0	0	0	0	0	0	0				
Inning Stats	R: 0 E: 0 K: 1 S: 4	H: 0 LOB: 2 BB: 3 P: 16	R: 0 E: 0 K: 3 S: 9	H: 0 LOB: 0 BB: 0 P: 9	R: 0 E: 0 K: 2 S: 7	H: 0 LOB: 1 BB: 1 P: 11	R: 1 E: 0 K: 0 S: 6	H: 3 LOB: 2 BB: 0 P: 6	R: 0 E: 0 K: 0 S: 3	H: 0 LOB: 0 BB: 0 P: 3	R: 0 E: 0 K: 0 S: 3	H: 0 LOB: 0 BB: 0 P: 3	R: 0 E: 0 K: 1 S: 7	H: 2 LOB: 2 BB: 0 P: 7	R: 0 E: 0 K: 0 S: 3	H: 0 LOB: 0 BB: 0 P: 3	1B: 4 2B: 0 3B: 0 HR: 1	SF: 0 SAC: 0 DP: 0 HBP: 0	WP: 0 PA: 35 PB: 0 SB: 0 CS: 1	
PITCHER	IP WLS BF H R ER SO BB IBB HBP BLK WP HR S P ERA WHIP	7.2 W 31 5 1 1 7 4 0 0 0 0 1 41 57 1.17 1.174	1.1 S 4 0 0 0 0 0 0 0 0 0 0 4 4 0.00 0.000																	

AB	31
R	1
H	5
RBI	1
BB	4
SO	7
LOB	8



Batter	1	2	3	4	5	6	7	8	9	AB	R	H	RBI	BB	SO	LOB	BOTTOM		
Stan Jefferson, S (1, 7) OBP: 0.323, SLG: 0.383	0-0 4-3		0-0 HR	0-0 F7		0-3 K		0-0 F5		5	1	1	1	0	1	1	Montreal Expos @ San Diego Padres Jack Murphy Stadium, San Diego, CA Tue Aug 25 1987, 10:05 PM EDT Att: 12,105 - Unknown		
Tony Gwynn, L (1, 9) OBP: 0.438, SLG: 0.517	0-0 4-3		0-0 1B	0-3 K		4-0 WP IBB		0-0 PO 1B		4	1	2	0	1	1	0			
Randy Ready, R (1, 4) OBP: 0.417, SLG: 0.475	0-0 1B		0-0 1B	0-0 F7		4-0 1-2 2-3 BB		0-0 PO		3	1	2	0	1	0	0			
Carmelo Martinez, R (1, 3) OBP: 0.368, SLG: 0.408	0-0 F5		0-0 HR	0-0 1B		0-0 F9		0-0 5-3		4	1	1	1	0	0	4			
Benito Santiago, R (1, 2) OBP: 0.313, SLG: 0.441		0-0 F8	0-0 HR	4-0 1B		0-0 F9		0-0 F9		3	1	1	3	1	0	0			
Chris Brown, R (1, 5) OBP: 0.293, SLG: 0.371		0-0 1B	0-3 K	0-0 1B		0-0 G4-6-3 1B		0-0 F7		4	0	3	0	0	1	0			
Garry Templeton, S (1, 6) OBP: 0.286, SLG: 0.297		0-3 K	0-0 F9	0-0 G4-6-3		0-0 F7		0-0 F7		4	0	0	0	0	1	4			
Shane Mack, R (1, 8) OBP: 0.303, SLG: 0.398		0-0 1B	0-0 1B	4-0 WP SH1-3 BB		0-3 K				3	0	2	0	1	1	1			
Mark Grant, R (1, 1) OBP: 0.138, SLG: 0.074		0-3 K	0-0 5-3	0-0 SH1-3		0-0 4-3				2	0	0	0	0	1	3			
Lance McCullers, S (8, 1) OBP: 0.143, SLG: 0.077										1	0	0	0	0	0	0			
Inning Stats	R: 0 E: 0 K: 0 S: 4	H: 1 LOB: 1 BB: 0 P: 4	R: 0 E: 0 K: 2 S: 9	H: 2 LOB: 2 BB: 0 P: 9	R: 5 E: 0 K: 1 S: 11	H: 6 LOB: 1 BB: 0 P: 11	R: 0 E: 0 K: 1 S: 5	H: 0 LOB: 0 BB: 0 P: 5	R: 0 E: 0 K: 1 S: 5	H: 0 LOB: 3 BB: 3 P: 17	R: 0 E: 0 K: 1 S: 6	H: 1 LOB: 1 BB: 0 P: 6	R: 0 E: 0 K: 0 S: 3	H: 1 LOB: 0 BB: 0 P: 3	1B: 10 2B: 0 3B: 0 HR: 2	SF: 0 SAC: 1 DP: 1 HBP: 0		WP: 1 PA: 39 PB: 0 SB: 2 CS: 0	
PITCHER	IP WLS BF H R ER SO BB IBB HBP BLK WP HR S P ERA WHIP	3.0 L 18 1 0 0 2 3 1 0 0 1 0 13 29 0.00 1.333	3.0 L 13 1 0 0 2 3 1 0 0 1 0 13 29 0.00 1.333	2.0 L 7 2 0 0 1 0 0 0 0 0 0 9 9 0.00 1.000															

AB	33
R	5
H	12
RBI	5
BB	4
SO	6
LOB	13



Batter	1	2	3	4	5	6	7	8	9	AB	R	H	RBI	BB	SO	LOB	TOP			
Tim Raines, S OBP: 0.420, SLG: 0.541 (1, 7)	0-0 4-3		0-0 1B			0-3 K		0-0 4-3		4	0	1	0	0	1	0	Montreal Expos @ San Francisco Giants Candlestick Park, San Francisco, CA Mon Aug 31 1987, 10:05 PM EDT Att: 13,633 - Unknown livebaseballscorecards.com			
Mitch Webster, S OBP: 0.397, SLG: 0.433 (1, 9)	0-0 F3		0-0 F8			0-0 F4		0-3 K		4	0	0	0	0	1	1				
Reid Nichols, R OBP: 0.323, SLG: 0.442 (1, 8)	0-0 F9			0-0 F7		4-0 2B BB			0-0 F5	3	0	0	0	1	0	0				
Andres Galarraga, R OBP: 0.376, SLG: 0.478 (1, 3)		0-0 4-3		0-0 6-3		0-0 BB			0-0 4-3	4	0	1	0	0	0	0				
Vance Law, R OBP: 0.359, SLG: 0.442 (1, 5)		0-0 6-3		4-0 CS BB		0-0 F9			4-0 BB	2	0	0	0	2	0	2				
Mike Fitzgerald, R OBP: 0.345, SLG: 0.319 (1, 2)		0-0 1B		0-0 CS 1-2	4-0 1B B1-5 BB				0-0 G4-6-3 1B	3	0	2	0	1	0	1				
Casey Candaele, S OBP: 0.337, SLG: 0.351 (1, 4)		0-0 5-3			0-0 1-3 1B				0-0 G4-6-3 1-2	3	0	1	0	0	0	2				
Tom Foley, L OBP: 0.333, SLG: 0.461 (1, 6)			0-3 K		0-0 F7				0-0 F5	3	0	0	0	0	1	2				
Dennis Martinez, R OBP: 0.114, SLG: 0.031 (8, PH) Dave Engle, R OBP: 0.292, SLG: 0.315 Joe Hesketh, R (8, 1)			0-0 1-3		0-0 B1-5 3-H				0-3 K	2	0	0	0	0	0	2				
Inning Stats	R: 0 E: 0 K: 0 S: 3	H: 0 LOB: 0 BB: 0 P: 3	R: 0 E: 0 K: 0 S: 4	H: 1 LOB: 1 BB: 0 P: 4	R: 0 E: 0 K: 1 S: 6	H: 1 LOB: 1 BB: 0 P: 6	R: 0 E: 0 K: 0 S: 2	H: 0 LOB: 0 BB: 1 P: 6	R: 0 E: 0 K: 1 S: 3	H: 1 LOB: 2 BB: 1 P: 10	R: 0 E: 0 K: 0 S: 3	H: 1 LOB: 0 BB: 0 P: 3	R: 0 E: 0 K: 2 S: 7	H: 0 LOB: 0 BB: 0 P: 7	R: 0 E: 0 K: 0 S: 3	H: 0 LOB: 1 BB: 1 P: 7	1B: 4 2B: 2 3B: 0 HR: 0	SF: 0 SAC: 0 DP: 2 HBP: 0	WP: 0 PB: 0 SB: 0 CS: 1	PA: 34
PITCHER Dave Dravecky, L ERA: 3.24 (1, 1)	IP: 9.0 WLS: W BF: 33 H: 5 R: 0 ER: 0 SO: 4 BB: 4 IBB: 0 HBP: 0 BLK: 0 WP: 0 HR: 0 S: 37 P: 53 ERA: 0.00 WHIP: 1.000															PITCHER IP: WLS: BF: H: R: ER: SO: BB: IBB: HBP: BLK: WP: HR: S: P: ERA: WHIP				

Batter	1	2	3	4	5	6	7	8	9	AB	R	H	RBI	BB	SO	LOB	BOTTOM			
Eddie Milner, L OBP: 0.284, SLG: 0.324 (1, 8)	0-0 6-3		0-0 4-3		0-0 1-2 1B		0-0 F6			4	0	1	1	0	0	1	Montreal Expos @ San Francisco Giants Candlestick Park, San Francisco, CA Mon Aug 31 1987, 10:05 PM EDT Att: 13,633 - Unknown livebaseballscorecards.com			
Kevin Mitchell, R OBP: 0.343, SLG: 0.467 (1, 5)	0-0 6-3		0-0 1-2 1B		0-0 1-1 2-H 1B	0-0 F8	0-0 HR			4	1	2	1	0	0	0				
Mike Aldrete, L OBP: 0.384, SLG: 0.468 (1, 7)	0-0 F8			0-0 3-1		0-0 BB 1B	0-3 K			4	1	1	0	0	1	0				
Candy Maldonado, R OBP: 0.353, SLG: 0.526 (1, 9)		1-0 6-3 HBP		0-3 K		0-0 F7		0-0 HR		3	1	1	1	0	1	1				
Will Clark, L OBP: 0.352, SLG: 0.554 (1, 3)		0-0 F9		0-3 K		4-0 1B 1-2 BB		0-3 K		3	1	0	0	1	2	1				
Robby Thompson, R OBP: 0.325, SLG: 0.408 (1, 4)		0-0 6-3			0-0 E6 S 1B	0-0 1B 1-3 2-H 1B		0-0 6-3		4	0	2	1	0	0	1				
Jose Uribe, S OBP: 0.332, SLG: 0.381 (1, 6)		0-3 K			0-0 F7	0-0 1-3 3-H 1B		0-0 F8		4	0	1	1	0	1	2				
Bob Melvin, R OBP: 0.237, SLG: 0.338 (1, 2)			0-0 F3		0-0 E6 WP 1B	0-0 5-3				3	1	0	0	0	0	3				
Dave Dravecky, R OBP: 0.224, SLG: 0.178 (1, 1)				0-0 4-3 1B		0-3 K 1-2 1B		0-3 K		3	0	1	0	0	2	1				
Inning Stats	R: 0 E: 0 K: 0 S: 3	H: 0 LOB: 0 BB: 0 P: 3	R: 0 E: 0 K: 1 S: 5	H: 0 LOB: 1 BB: 0 P: 6	R: 0 E: 0 K: 2 S: 7	H: 0 LOB: 0 BB: 0 P: 7	R: 1 E: 1 K: 1 S: 7	H: 2 LOB: 2 BB: 0 P: 7	R: 2 E: 0 K: 0 S: 6	H: 3 LOB: 2 BB: 1 P: 10	R: 1 E: 0 K: 2 S: 8	H: 1 LOB: 0 BB: 0 P: 8	R: 1 E: 0 K: 1 S: 6	H: 1 LOB: 0 BB: 0 P: 6	R: 1 E: 0 K: 0 S: 6	H: 1 LOB: 0 BB: 0 P: 6	1B: 7 2B: 0 3B: 0 HR: 2	SF: 0 SAC: 0 DP: 0 HBP: 1	WP: 1 PB: 0 SB: 1 CS: 0	PA: 34
PITCHER Dennis Martinez, R ERA: 3.44 Joe Hesketh, L ERA: 2.92 (1, 1) (8, 1)	IP: 7.0 WLS: L BF: 30 H: 8 R: 4 ER: 3 SO: 6 BB: 1 IBB: 0 HBP: 1 BLK: 0 WP: 1 HR: 1 S: 40 P: 45 ERA: 3.86 WHIP: 1.286															PITCHER IP: WLS: BF: H: R: ER: SO: BB: IBB: HBP: BLK: WP: HR: S: P: ERA: WHIP				

Batter	1	2	3	4	5	6	7	8	9	AB	R	H	RBI	BB	SO	LOB	TOP										
Tim Raines, S OBP: 0.419, SLG: 0.541 Tom Romano, R (9, FH)	0-0 4-3		0-0 FC1 3B 2B	0-0 6-3			0-0 F7		0-0 F7	4	1	1	0	0	0	1											
Mitch Webster, S OBP: 0.356, SLG: 0.431	0-3 K		0-0 FC1 3B 2-3 3-H				0-3 K		0-0 F9 BB 1B	5	1	1	0	0	0	2	3										
Tom Foley, L OBP: 0.336, SLG: 0.471 (8, 5)	0-0 WP 1B		0-0 1-H 3-H 3B				0-0 F8		0-0 F7	4	0	2	2	0	0	1											
Andres Galarraga, R OBP: 0.375, SLG: 0.476	0-3 K		0-3 K2-3				0-3 K		0-0 BB 1B	4	0	1	0	0	3	2											
Herm Winningham, L OBP: 0.299, SLG: 0.339		0-0 6-3		0-0 3-1			0-0 F7		4-0 BB 1B	3	0	0	0	1	0	0											
Vance Law, R OBP: 0.358, SLG: 0.440		0-0 F8		0-0 1B 1B			0-0 F8		0-0 F4	4	1	1	0	0	0	3											
Casey Candaele, S OBP: 0.336, SLG: 0.350	0-3 K		0-0 1B FC6-4 1B				0-0 6-3		0-0 5-3	4	1	1	0	0	1	3											
Jeff Reed, L OBP: 0.245, SLG: 0.253			0-0 E3 2B FC1	0-0 FC6-4 1B			0-0 F9		0-0 L1	4	0	1	1	0	0	0											
Bob Sebra, R Randy St. Claire, R Joe Hesketh, L Jeff Parrett, R Vance Law, R Luis Hernandez, R			0-3 K	0-0 FC6-4 1-2 3-H			0-0 F8		0-0 2B	1	0	0	0	0	0	1	1										
Inning Stats	R: 0 E: 0 K: 2 S: 8	H: 1 LOB: 1 BB: 0 P: 8	R: 0 E: 0 K: 1 S: 5	H: 0 LOB: 0 BB: 0 P: 5	R: 2 E: 1 K: 2 S: 10	H: 2 LOB: 1 BB: 0 P: 10	R: 2 E: 0 K: 0 S: 6	H: 3 LOB: 1 BB: 0 P: 6	R: 0 E: 0 K: 0 S: 3	H: 0 LOB: 0 BB: 0 P: 3	R: 0 E: 0 K: 0 S: 3	H: 0 LOB: 0 BB: 0 P: 3	R: 0 E: 0 K: 0 S: 5	H: 2 LOB: 3 BB: 1 P: 9	R: 0 E: 0 K: 0 S: 4	H: 1 LOB: 1 BB: 0 P: 4	1B: 6 2B: 2 3B: 1 HR: 0	SF: 0 SAC: 0 DP: 0 HBP: 0	WP: 1 PB: 0 SB: 0 CS: 0	PA: 38							
PITCHER	IP	WLS	BF	H	R	ER	SO	BB	IBB	HBP	BLK	WP	HR	S	P	ERA	WHIP										
Rick Reuschel, R ERA: 2.92	7.0	W	28	6	4	2	7	0	0	0	0	1	0	42	42	2.57	0.857										
Don Robinson, R ERA: 3.32	0.1		4	2	0	0	0	1	0	0	0	0	0	3	7	0.00	9.000										
Scott Garrelts, R ERA: 3.02	1.0		3	0	0	0	0	0	0	0	0	0	0	3	3	0.00	0.000										
Craig Lefferts, L ERA: 4.08	0.2		3	1	0	0	0	0	0	0	0	0	0	3	3	0.00	1.500										

Montreal Expos @ San Francisco Giants
Candlestick Park, San Francisco, CA
Tue Sep 01 1987, 10:05 PM EDT
Att: 14,644 - Unknown

AB	37
R	4
H	9
RBI	4
BB	1
SO	7
LOB	16



Batter	1	2	3	4	5	6	7	8	9	AB	R	H	RBI	BB	SO	LOB	BOTTOM										
Eddie Milner, L OBP: 0.294, SLG: 0.336	0-0 F7		0-0 1B 2B		0-0 F5		4-0 G3 1B BB	0-0 1-2 2-H HR 1B		4	3	2	2	1	0	0											
Kevin Mitchell, R OBP: 0.346, SLG: 0.476	0-0 F9		4-0 1B E BB		0-0 F2		1-2 1B G3	1-1 2-H HR		4	3	2	3	1	0	0											
Mike Aldrete, L OBP: 0.384, SLG: 0.467	0-0 4-3		0-0 1-3 2-H E6 1B		0-0 F7		1-2 2-3 G3	0-0 WP 1B 1B		5	1	2	1	0	0	2											
Candy Maldonado, R OBP: 0.355, SLG: 0.524 Dave Henderson, R OBP: 0.311, SLG: 0.416		0-0 F8	0-0 1-H 3-H E6				0-0 FC3-6 1B	4-0 1B IBB	0-3 K	3	1	1	1	1	0	0											
Will Clark, L OBP: 0.353, SLG: 0.552 Harry Spilman, L OBP: 0.342, SLG: 0.408		0-3 K	4-0 CS BB				1-2 FC3-6 Cl	1-3 2-H 3-H 1B	1-H 1B	3	0	1	2	1	1	1											
Bob Brenly, R OBP: 0.358, SLG: 0.493 Scott Garrelts, R OBP: 0.200, SLG: 0.300 Craig Lefferts, L OBP: 0.286, SLG: 0.429		0-0 3-1	0-3 1-2 K				0-1 Cl	0-3 K	0-0 F8	3	0	0	0	0	2	3											
Robby Thompson, R OBP: 0.326, SLG: 0.416			0-0 2B 1B	0-0 5-3			0-0 F3			5	2	2	1	0	1	3											
Jose Uribe, S OBP: 0.335, SLG: 0.388			0-0 1-3 1B 2B	0-0 1-3 1B	0-0 1-3 1B		0-0 F9		0-0 S 1B 1B	4	2	2	0	0	2												
Rick Reuschel, R OBP: 0.197, SLG: 0.224 Don Robinson, R OBP: 0.133, SLG: 0.071 Bob Melvin, R OBP: 0.240, SLG: 0.338			0-0 2-H 3-H 2B 1B	0-0 6-3			0-3 K	4-0 1B HR BB		3	1	1	2	0	1	0											
Inning Stats	R: 0 E: 0 K: 0 S: 3	H: 0 LOB: 0 BB: 0 P: 3	R: 0 E: 0 K: 1 S: 5	H: 0 LOB: 0 BB: 0 P: 5	R: 6 E: 1 K: 1 S: 9	H: 5 LOB: 0 BB: 2 P: 17	R: 0 E: 0 K: 0 S: 3	H: 0 LOB: 0 BB: 0 P: 3	R: 0 E: 0 K: 0 S: 5	H: 1 LOB: 2 BB: 0 P: 5	R: 2 E: 0 K: 2 S: 9	H: 2 LOB: 2 BB: 2 P: 17	R: 6 E: 0 K: 2 S: 13	H: 6 LOB: 1 BB: 1 P: 17	1B: 10 2B: 2 3B: 0 HR: 2	SF: 0 SAC: 0 DP: 0 HBP: 0	WP: 1 PB: 0 SB: 1 CS: 1	PA: 43									
PITCHER	IP	WLS	BF	H	R	ER	SO	BB	IBB	HBP	BLK	WP	HR	S	P	ERA	WHIP										
Floyd Youmans, R ERA: 4.56 Bob Sebra, R ERA: 3.95 Randy St. Claire, R ERA: 4.33 Joe Hesketh, L ERA: 4.15 Jeff Parrett, R ERA: 4.44	2.0	L	12	5	6	5	1	1	0	0	0	0	0	11	11	0.00	0.333										
Vance Law, R ERA: 5.4	1.0		5	2	1	1	2	0	0	0	0	2	7	11	135.00	15.000											

Montreal Expos @ San Francisco Giants
Candlestick Park, San Francisco, CA
Tue Sep 01 1987, 10:05 PM EDT
Att: 14,644 - Unknown

AB	37
R	14
H	14
RBI	13
BB	5
SO	6
LOB	13



Batter	1	2	3	4	5	6	7	8	9	AB	R	H	RBI	BB	SO	LOB	TOP																	
Tim Raines, S OBP: 0.416, SLG: 0.533 (1, 7)	0-0 4-3		0-0 F9 1B	4-0 G4-6-3 BB			0-0 4-3		0-0 4-3	4	1	0	1	0	0	0																		
Mitch Webster, S OBP: 0.399, SLG: 0.430 (1, 9)	0-0 B5-3		4-0 HBP 1B BB	0-0 G4-6-3			0-0 F9			3	1	0	0	1	0	2																		
Hubie Brooks, R OBP: 0.292, SLG: 0.397 (1, 6)	0-0 WP 1B		0-0 F9				0-0 F9		0-3 K	4	1	1	0	0	1	2																		
Tim Wallach, R OBP: 0.356, SLG: 0.539 (1, 5)	0-0 1-H 1B		0-0 HBP 1B 1B				0-0 1-3		0-0 6-3	4	1	2	2	0	0	0																		
Andres Galarraga, R OBP: 0.377, SLG: 0.473 (1, 3)	0-0 5-3		1-2 2-3 HBP				0-0 L1		0-0 1B	3	0	1	0	0	0	1																		
Tom Foley, L OBP: 0.338, SLG: 0.468 (1, 4)		0-0 1-3 1B	0-0 1-2 2-H 3-H 1B				0-0 F9		0-0 F6	4	0	2	2	0	0	1																		
Mike Fitzgerald, R OBP: 0.342, SLG: 0.321 (1, 2)		0-0 F8	0-0 F9				0-0 F5		0-0 L9	4	0	0	0	0	0	4																		
Herm Winningham, L OBP: 0.304, SLG: 0.359 (1, 8)	0-0 4-3			0-0 SH5-4 2B			4-0 BB		0-0 F9	3	0	1	0	1	0	1																		
Neal Heaton, L OBP: 0.185, SLG: 0.290 Randy St. Claire, R OBP: 0.330, SLG: 0.530 Jack Dougherty, S (6, PH) Jeff Parrett, R (6, 1) Bob Sebra, R OBP: 0.162, SLG: 0.167 Wallace Johnson, S OBP: 0.209, SLG: 0.347 (6, PH)			0-3 K	0-0 SH5-4			0-0 5-3		0-0 G3	1	0	0	0	0	0	1																		
Inning Stats	R: 1 E: 0 K: 0 S: 5	H: 2 LOB: 1 BB: 0 P: 5	R: 0 E: 0 K: 0 S: 3	H: 1 LOB: 1 BB: 0 P: 3	R: 3 E: 0 K: 1 S: 8	H: 3 LOB: 2 BB: 1 P: 13	R: 0 E: 0 K: 0 S: 3	H: 1 LOB: 0 BB: 0 P: 7	R: 0 E: 0 K: 0 S: 3	H: 0 LOB: 0 BB: 0 P: 3	R: 0 E: 0 K: 1 S: 5	H: 0 LOB: 0 BB: 0 P: 5	R: 0 E: 0 K: 0 S: 4	H: 1 LOB: 1 BB: 0 P: 4	R: 0 E: 0 K: 0 S: 3	H: 0 LOB: 0 BB: 0 P: 3	1B: 7 2B: 1 3B: 0 HR: 0	SF: 0 SAC: 1 DP: 1 HBP: 1	WP: 1 PB: 0 SB: 1 CS: 0	PA: 37														
PITCHER	IP WLS BF H R ER SO BB IBB HBP BLK WP HR S P ERA WHIP	IP WLS BF H R ER SO BB IBB HBP BLK WP HR S P ERA WHIP																																
David Palmer, R ERA: 4.62 (1, 1)	2.2	15	6	4	4	1	1	0	1	0	0	1	0	15	20	13.50	2.625																	
Rick Mahler, R ERA: 4.92 (3, 1)	6.1	W	22	2	0	0	1	2	0	0	0	0	0	22	30	0.00	0.632																	

Montreal Expos @ Atlanta Braves
Atlanta-Fulton County Stadium, Atlanta, GA
Fri Sep 04 1987, 7:05 PM EDT
Att: 4,886 - Unknown

AB	32
R	4
H	8
RBI	4
BB	3
SO	2
LOB	12



Batter	1	2	3	4	5	6	7	8	9	AB	R	H	RBI	BB	SO	LOB	BOTTOM																	
Albert Hall, S OBP: 0.366, SLG: 0.382 (1, 8)	0-0 F8	0-0 4-3		0-3 K		0-0 SH1-4 1B 2B		4-0 S BB		4	1	1	0	1	1	0																		
Paul Runge, R OBP: 0.281, SLG: 0.414 (1, 5)	4-0 BB 1B BB		0-0 FC3-6 1B	4-0 WP BB		0-0 SH1-4		0-3 K		2	1	1	0	2	1	1																		
Gerald Perry, L OBP: 0.328, SLG: 0.410 (1, 3)	0-0 BB 1B		0-0 FC3-6 1B	0-0 5-3		0-0 CS S 1B		0-0 4-3		5	2	2	1	0	0	3																		
Dale Murphy, R OBP: 0.415, SLG: 0.582 (1, 9)	4-0 BB 1B BB		4-0 BB 1B BB			0-0 HR		4-0 S BB		1	3	1	1	3	0	0																		
Gary Roenicke, R OBP: 0.361, SLG: 0.492 (1, 7)	4-0 L4-6 BB		4-0 1B BB			0-0 G5-4-3 1B		0-0 F7		2	0	1	1	2	0	1																		
Ozzie Virgil, R OBP: 0.331, SLG: 0.493 (1, 2)	0-0 1-2 2-H 3-H 1B		0-0 1-2 2-H 3-H 1B			0-0 G5-4-3		4-0 G6-4-3 BB		3	0	2	4	1	0	1																		
Jeff Blausler, R OBP: 0.298, SLG: 0.333 (1, 6)	0-0 L4-6		0-0 F9			4-0 S BB		0-0 G6-4-3		3	0	0	0	1	0	5																		
Glenn Hubbard, R OBP: 0.393, SLG: 0.401 (1, 4)		0-3 K	0-3 K			4-0 1-2 IBB		0-0 5-3		3	0	0	0	1	2	2																		
David Palmer, R OBP: 0.159, SLG: 0.233 (1, 1)		0-0 F6		0-0 4-3				0-0 5-3		1	0	0	0	0	0	0																		
Rick Mahler, R OBP: 0.200, SLG: 0.238 (3, 1)										3	0	0	0	0	1	2																		
Inning Stats	R: 3 E: 0 K: 0 S: 4	H: 2 LOB: 1 BB: 3 P: 16	R: 0 E: 0 K: 1 S: 5	H: 0 LOB: 0 BB: 0 P: 5	R: 2 E: 0 K: 1 S: 7	H: 2 LOB: 2 BB: 2 P: 15	R: 0 E: 0 K: 1 S: 5	H: 0 LOB: 1 BB: 1 P: 9	R: 1 E: 0 K: 0 S: 4	H: 2 LOB: 1 BB: 1 P: 8	R: 0 E: 0 K: 0 S: 2	H: 0 LOB: 0 BB: 1 P: 6	R: 0 E: 0 K: 1 S: 5	H: 0 LOB: 1 BB: 1 P: 9	R: 0 E: 0 K: 0 S: 5	H: 0 LOB: 0 BB: 0 P: 3	1B: 6 2B: 2 3B: 0 HR: 1	SF: 0 SAC: 1 DP: 3 HBP: 0	WP: 1 PB: 0 SB: 5 CS: 1	PA: 39														
PITCHER	IP WLS BF H R ER SO BB IBB HBP BLK WP HR S P ERA WHIP	IP WLS BF H R ER SO BB IBB HBP BLK WP HR S P ERA WHIP																																
Neal Heaton, L ERA: 4.62 (1, 1)	2.1	L	15	4	5	5	1	5	0	0	0	0	0	12	32	19.29	3.857																	
Randy St. Claire, R ERA: 4.28 (3, 1)	2.2		12	2	1	1	3	2	1	0	0	1	1	15	27	3.38	1.500																	
Jeff Parrett, R ERA: 4.53 (6, 1)	1.0		5	2	1	1	0	1	0	0	0	0	0	4	8	9.00	3.000																	
Bob Sebra, R ERA: 3.9 (7, 1)	2.0		7	0	0	0	1	2	0	0	0	0	0	7	15	0.00	1.000																	

Montreal Expos @ Atlanta Braves
Atlanta-Fulton County Stadium, Atlanta, GA
Fri Sep 04 1987, 7:05 PM EDT
Att: 4,886 - Unknown

AB	27
R	7
H	8
RBI	7
BB	11
SO	5
LOB	15



Batter	1	2	3	4	5	6	7	8	9	AB	R	H	RBI	BB	SO	LOB	TOP					
Tim Raines, S <small>OBP: 0.416, SLG: 0.529</small> (1, 7)										3	1	0	0	2	0	0						
Mitch Webster, S <small>OBP: 0.371, SLG: 0.434</small> (1, 9)										5	0	3	2	0	1	2						
Hubie Brooks, R <small>OBP: 0.291, SLG: 0.399</small> Casey Candaele, S <small>OBP: 0.337, SLG: 0.353</small> (7, PR) (7, 4)										4	0	1	0	0	0	3						
Tim Wallach, R <small>OBP: 0.357, SLG: 0.537</small> (1, 5)										3	0	1	0	1	1	1						
Andres Galarraga, R <small>OBP: 0.373, SLG: 0.469</small> (1, 3)										4	0	0	0	0	2	2						
Tom Foley, L <small>OBP: 0.341, SLG: 0.468</small> (7, 6)										4	2	2	0	0	0	0						
Herm Winningham, L <small>OBP: 0.307, SLG: 0.363</small> (1, 8)										3	0	1	0	1	0	0						
Jeff Reed, L <small>OBP: 0.245, SLG: 0.260</small> (1, 2)										3	0	1	1	0	0	2						
Dennis Martinez, R <small>OBP: 0.132, SLG: 0.057</small> Tim Burke, R (8, 1)										3	1	1	1	0	1	1						
Inning Stats	R: 0 E: 0 K: 1 S: 6	H: 1 LOB: 1 BB: 0 P: 6	R: 1 E: 0 K: 1 S: 7	H: 2 LOB: 1 BB: 0 P: 7	R: 0 E: 0 K: 1 S: 6	H: 1 LOB: 2 BB: 1 P: 10	R: 3 E: 0 K: 0 S: 5	H: 3 LOB: 1 BB: 2 P: 13	R: 0 E: 0 K: 1 S: 5	H: 0 LOB: 0 BB: 0 P: 5	R: 0 E: 0 K: 0 S: 3	H: 0 LOB: 0 BB: 0 P: 3	R: 0 E: 0 K: 0 S: 4	H: 2 LOB: 2 BB: 0 P: 4	R: 0 E: 0 K: 0 S: 3	H: 0 LOB: 0 BB: 0 P: 3	R: 0 E: 0 K: 2 S: 8	H: 1 LOB: 2 BB: 1 P: 12	1B: 6 2B: 4 3B: 0 HR: 0	SF: 1 SAC: 0 DP: 1 HBP: 0	WP: 1 PB: 0 CS: 1	PA: 39
PITCHER	IP: 3.2 WLS: L BF: 20 ERA: 9.82	H: 7 R: 4 ER: 4 SO: 3	BB: 3 IBB: 0 HBP: 0 BLK: 0	WP: 1 HR: 0 S: 23 P: 35	ERA: 9.82 WHIP: 2.727	PITCHER	IP: 3.2 WLS: L BF: 20 ERA: 9.82	H: 7 R: 4 ER: 4 SO: 3	BB: 3 IBB: 0 HBP: 0 BLK: 0	WP: 1 HR: 0 S: 23 P: 35	ERA: 9.82 WHIP: 2.727	PITCHER	IP: 3.2 WLS: L BF: 20 ERA: 9.82	H: 7 R: 4 ER: 4 SO: 3	BB: 3 IBB: 0 HBP: 0 BLK: 0	WP: 1 HR: 0 S: 23 P: 35	ERA: 9.82 WHIP: 2.727					
Kevin Coffman, R <small>ERA: 9.82</small> (1, 1)	Charlie Puleo, R <small>ERA: 4.35</small> (4, 1)	Marty Clary, R <small>ERA:</small> (7, 1)	Chuck Cary, L <small>ERA:</small> (9, 1)	Kevin Coffman, R <small>OBP: 0.272, SLG: 0.306</small> (6, PH)	Charlie Puleo, R <small>OBP: 0.346, SLG: 0.385</small> (7, 1)	Marty Clary, R <small>ERA:</small> (9, 1)	Chuck Cary, L <small>ERA:</small> (9, PH)															
Inning Stats	R: 0 E: 0 K: 0 S: 3	H: 0 LOB: 0 BB: 0 P: 3	R: 0 E: 0 K: 2 S: 7	H: 0 LOB: 0 BB: 0 P: 7	R: 0 E: 0 K: 0 S: 3	H: 0 LOB: 0 BB: 0 P: 3	R: 0 E: 0 K: 0 S: 3	H: 0 LOB: 0 BB: 0 P: 3	R: 1 E: 0 K: 0 S: 4	H: 2 LOB: 0 BB: 0 P: 4	R: 0 E: 0 K: 0 S: 3	H: 1 LOB: 1 BB: 0 P: 3	R: 0 E: 1 K: 2 S: 8	H: 0 LOB: 0 BB: 0 P: 8	R: 0 E: 0 K: 2 S: 3	H: 0 LOB: 0 BB: 0 P: 3	1B: 3 2B: 1 3B: 0 HR: 0	SF: 0 SAC: 0 DP: 1 HBP: 0	WP: 0 PB: 0 CS: 0	PA: 29		
PITCHER	IP: 7.0 WLS: W BF: 22 ERA: 3.31	H: 3 R: 1 ER: 1 SO: 2	BB: 0 IBB: 0 HBP: 0 BLK: 0	WP: 0 HR: 0 S: 26 P: 26	ERA: 1.29 WHIP: 0.429	PITCHER	IP: 7.0 WLS: W BF: 22 ERA: 3.31	H: 3 R: 1 ER: 1 SO: 2	BB: 0 IBB: 0 HBP: 0 BLK: 0	WP: 0 HR: 0 S: 26 P: 26	ERA: 1.29 WHIP: 0.429	PITCHER	IP: 7.0 WLS: W BF: 22 ERA: 3.31	H: 3 R: 1 ER: 1 SO: 2	BB: 0 IBB: 0 HBP: 0 BLK: 0	WP: 0 HR: 0 S: 26 P: 26	ERA: 1.29 WHIP: 0.429					
Dennis Martinez, R <small>ERA: 3.31</small> (1, 1)	Tim Burke, R <small>ERA: 1.25</small> (8, 1)																					

Montreal Expos @ Atlanta Braves
 Atlanta-Fulton County Stadium, Atlanta, GA
 Sat Sep 05 1987, 7:05 PM EDT
 Att: 11,805 - Unknown

AB	34
R	4
H	10
RBI	4
BB	4
SO	6
LOB	14



Montreal Expos @ Atlanta Braves
 Atlanta-Fulton County Stadium, Atlanta, GA
 Sat Sep 05 1987, 7:05 PM EDT
 Att: 11,805 - Unknown

AB	29
R	1
H	4
RBI	1
BB	0
SO	4
LOB	4



Batter	1	2	3	4	5	6	7	8	9	AB	R	H	RBI	BB	SO	LOB	TOP					
Tim Raines, S <small>OBP: 0.420, SLG: 0.531</small> (1, 7)										4	1	3	0	1	0	0	Montreal Expos @ Atlanta Braves Atlanta-Fulton County Stadium, Atlanta, GA Sun Sep 06 1987, 3:33 AM EDT Att: 8,617 - Unknown					
Mitch Webster, S <small>OBP: 0.398, SLG: 0.433</small> (1, 9)										5	0	1	1	0	2	6						
Hubie Brooks, R <small>OBP: 0.291, SLG: 0.397</small> Tom Foley, L <small>OBP: 0.343, SLG: 0.471</small> (1, 6) (7, 6)										4	1	1	0	0	0	1						
Tim Wallach, R <small>OBP: 0.353, SLG: 0.532</small> (1, 5)										5	0	0	0	0	0	3						
Andres Galarraga, R <small>OBP: 0.376, SLG: 0.477</small> (1, 3)										5	2	3	1	0	2	1						
Reid Nichols, R <small>OBP: 0.336, SLG: 0.438</small> Herm Winningham, L <small>OBP: 0.306, SLG: 0.361</small> (7, PH) (7, 8)										0	1	0	0	2	0	0						
Vance Law, R <small>OBP: 0.357, SLG: 0.438</small> (1, 4)										3	0	1	2	0	0	1						
Mike Fitzgerald, R <small>OBP: 0.348, SLG: 0.332</small> (1, 2)										4	0	3	1	0	0	1						
Floyd Youmans, R <small>OBP: 0.158, SLG: 0.289</small> Dave Engle, R <small>OBP: 0.288, SLG: 0.311</small> Joe Hesketh, R <small>OBP: 0.288, SLG: 0.311</small> (6, PH) (6, 1)										2	0	0	0	0	0	1						
Inning Stats	R: 0 E: 0 K: 1 S: 5	H: 0 LOB: 0 BB: 0 P: 5	R: 0 E: 0 K: 1 S: 5	H: 0 LOB: 1 BB: 1 P: 9	R: 0 E: 0 K: 0 S: 4	H: 2 LOB: 1 BB: 0 P: 4	R: 2 E: 0 K: 0 S: 5	H: 3 LOB: 1 BB: 0 P: 6	R: 1 E: 0 K: 0 S: 5	H: 2 LOB: 1 BB: 0 P: 5	R: 2 E: 0 K: 0 S: 5	H: 3 LOB: 2 BB: 2 P: 13	R: 0 E: 0 K: 1 S: 6	H: 1 LOB: 1 BB: 0 P: 6	R: 0 E: 0 K: 1 S: 6	H: 1 LOB: 2 BB: 1 P: 10		R: 0 E: 0 K: 1 S: 5	H: 1 LOB: 0 BB: 0 P: 5	1B: 10 2B: 3 3B: 0 HR: 1	SF: 0 SAC: 2 DP: 1 HBP: 1	WP: 0 PB: 0 SB: 2 CS: 2
PITCHER	IP WLS BF H R ER SO BB IBB HBP BLK WP HR S P ERA WHIP																					
Zane Smith, L <small>ERA: 3.93</small> (1, 1)	5.1 L 26 9 5 5 2 2 0 0 0 0 1 27 36 8.44 2.062																					
Jeff Dedmon, R <small>ERA: 3.75</small> (6, 1)	0.2 3 1 0 0 0 1 0 0 0 0 0 2 6 0.00 3.000																					
Joe Boever, R <small>ERA: 6.91</small> (7, 1)	3.0 12 3 0 0 3 0 1 0 0 0 0 0 17 21 0.00 1.000																					
Batter	1	2	3	4	5	6	7	8	9	AB	R	H	RBI	BB	SO	LOB	BOTTOM					
Dion James, L <small>OBP: 0.391, SLG: 0.471</small> (1, 8)										4	1	2	0	1	0	1	Montreal Expos @ Atlanta Braves Atlanta-Fulton County Stadium, Atlanta, GA Sun Sep 06 1987, 3:33 AM EDT Att: 8,617 - Unknown					
Ken Oberkfell, L <small>OBP: 0.342, SLG: 0.370</small> Ron Gant, R <small>OBP: 0.342, SLG: 0.370</small> (9, PH)										4	0	1	0	0	1	3						
Gerald Perry, L <small>OBP: 0.325, SLG: 0.406</small> (1, 3)										4	0	1	1	0	1	3						
Dale Murphy, R <small>OBP: 0.412, SLG: 0.575</small> (1, 9)										4	0	0	0	0	1	3						
Ken Griffey, L <small>OBP: 0.358, SLG: 0.458</small> (1, 7)										4	1	2	0	0	1	0						
Ted Simmons, S <small>OBP: 0.337, SLG: 0.401</small> (1, 2)										4	0	2	1	0	1	0						
Jeff Blauser, R <small>OBP: 0.297, SLG: 0.321</small> (1, 6)										3	0	1	0	1	1	2						
Glenn Hubbard, R <small>OBP: 0.389, SLG: 0.397</small> (1, 4)										4	0	1	0	0	1	3						
Zane Smith, L <small>OBP: 0.197, SLG: 0.194</small> (1, 1)										2	0	0	0	0	1	2						
Jeff Dedmon, L <small>OBP: 0.294, SLG: 0.313</small> (6, 1)										0	0	0	0	0	0	0						
Gary Roenicke, R <small>OBP: 0.358, SLG: 0.488</small> (6, PH)										1	0	0	0	0	0	2						
Joe Boever, R <small>OBP: 0.288, SLG: 0.311</small> (7, 1)										0	0	0	0	0	0	0						
Albert Hall, S <small>OBP: 0.371, SLG: 0.393</small> (9, PH)										1	0	1	0	0	0	0						
Inning Stats	R: 0 E: 0 K: 0 S: 4	H: 1 LOB: 1 BB: 0 P: 4	R: 0 E: 0 K: 1 S: 5	H: 0 LOB: 1 BB: 1 P: 9	R: 0 E: 0 K: 2 S: 8	H: 1 LOB: 1 BB: 0 P: 8	R: 1 E: 0 K: 0 S: 6	H: 4 LOB: 2 BB: 0 P: 6	R: 1 E: 0 K: 0 S: 3	H: 1 LOB: 0 BB: 1 P: 7	R: 0 E: 0 K: 1 S: 7	H: 2 LOB: 2 BB: 0 P: 7	R: 0 E: 0 K: 2 S: 8	H: 1 LOB: 1 BB: 0 P: 8	R: 0 E: 0 K: 1 S: 5	H: 0 LOB: 0 BB: 0 P: 5	R: 0 E: 0 K: 2 S: 8	H: 1 LOB: 1 BB: 0 P: 8	1B: 6 2B: 5 3B: 0 HR: 0	SF: 0 SAC: 0 DP: 0 HBP: 0	WP: 0 PB: 0 SB: 3 CS: 1	PA: 38
PITCHER	IP WLS BF H R ER SO BB IBB HBP BLK WP HR S P ERA WHIP																					
Floyd Youmans, R <small>ERA: 4.51</small> (1, 1)	5.0 W 22 7 2 2 3 2 0 0 0 0 0 0 26 34 3.60 1.800																					
Joe Hesketh, L <small>ERA: 3.18</small> (6, 1)	4.0 S 16 4 0 0 6 0 0 0 0 0 0 0 28 28 0.00 1.000																					

Batter	1	2	3	4	5	6	7	8	9	AB	R	H	RBI	BB	SO	LOB	TOP					
Vince Coleman, S (1,7) OBP: 0.365, SLG: 0.352	L6-4 BB 1B		6-3		FC1-4 1B		1B			4	1	2	0	0	0	1	St. Louis Cardinals @ Montreal Expos Olympic Stadium, Montreal, QB Mon Sep 07 1987, 3:33 AM EDT Att: 50,342 - Unknown					
Ozzie Smith, S (1,6) OBP: 0.392, SLG: 0.378	1B									2	0	2	1	2	0	0						
Tom Lawless, R (7,4) OBP: 0.222, SLG: 0.087	1-2 BB		2B		1B		G1-6-3 BB			0	0	0	0	0	0	0						
Tom Herr, S (1,4) OBP: 0.355, SLG: 0.357	L6-4				4-3		G1-6-3			4	0	0	0	0	1	6						
Lee Tunnell, R (7,1) OBP: 0.235, SLG: 0.235	L6-4		K							0	0	0	0	0	0	0						
Jack Clark, R (1,3) OBP: 0.459, SLG: 0.601	K									3	0	0	0	0	2	1						
José Oquendo, S (7,6) OBP: 0.417, SLG: 0.355	K									1	0	1	0	0	0	0						
Willie McGee, S (1,8) OBP: 0.313, SLG: 0.424		5-3								3	0	1	0	0	0	0						
John Morris, L (7,8) OBP: 0.316, SLG: 0.445					6-3					1	0	0	0	0	1	1						
Terry Pendleton, S (1,5) OBP: 0.379, SLG: 0.429	1-3									3	0	0	0	1	1	2						
Lance Johnson, L (1,9) OBP: 0.300, SLG: 0.333					6-3					3	0	0	0	1	0	2						
Tony Peña, R (1,2) OBP: 0.293, SLG: 0.330	6-3									4	1	2	1	0	0	1						
Danny Cox, R (1,1) OBP: 0.140, SLG: 0.161										1	0	0	0	0	0	0						
Bill Dawley, R (4,1) OBP: 0.286, SLG: 0.167										0	0	0	0	0	0	0						
Steve Peters, L (5,PH) (5,1)										2	0	0	0	0	2	1						
Dan Driessen, L (7,3) OBP: 0.500, SLG: 0.333										1	0	0	0	0	0	0						
Inning Stats	R: 0 E: 0 K: 1 S: 5	H: 1 LOB: 1 BB: 1 P: 9	R: 0 E: 0 K: 0 S: 3	H: 0 LOB: 1 BB: 1 P: 7	R: 0 E: 0 K: 1 S: 6	H: 1 LOB: 1 BB: 0 P: 6	R: 0 E: 0 K: 1 S: 5	H: 0 LOB: 1 BB: 1 P: 9	R: 1 E: 0 K: 1 S: 7	H: 2 LOB: 1 BB: 0 P: 7	R: 0 E: 0 K: 1 S: 6	H: 1 LOB: 1 BB: 0 P: 6	R: 1 E: 0 K: 1 S: 6	H: 2 LOB: 1 BB: 1 P: 10	R: 0 E: 0 K: 1 S: 5	H: 1 LOB: 0 BB: 0 P: 5	R: 0 E: 0 K: 0 S: 3	H: 0 LOB: 0 BB: 0 P: 3	1B: 6 2B: 2 3B: 0 HR: 1	SF: 0 SAC: 0 DP: 3 HBP: 0	WP: 0 PB: 0 SB: 3 CS: 0	PA: 36
PITCHER	IP WLS BF H R ER SO BB IBB HBP BLK WP HR S P ERA WHIP																					
Pascual Perez, R (1,1) ERA: 2.73	6.1 W 29 7 2 2 6 4 0 0 0 0 1 37 53 2.84 1.737																					
Andy McGaffigan, R (7,1) ERA: 2.23	2.2 7 1 0 0 1 0 0 0 0 0 0 9 9 0.00 0.375																					

Batter	1	2	3	4	5	6	7	8	9	AB	R	H	RBI	BB	SO	LOB	BOTTOM	
Tim Raines, S (1,7) OBP: 0.420, SLG: 0.528	4-3				6-3		1-3			3	1	0	0	2	0	2	St. Louis Cardinals @ Montreal Expos Olympic Stadium, Montreal, QB Mon Sep 07 1987, 3:33 AM EDT Att: 50,342 - Unknown	
Tom Romano, R (8,7)										0	0	0	0	0	0	0		
Mitch Webster, S (1,9) OBP: 0.397, SLG: 0.430	F2									4	1	0	0	0	0	4		
Reid Nichols, R (8,9) OBP: 0.336, SLG: 0.438	L4						F9			0	0	0	0	0	0	0		
Hubie Brooks, R (1,6) OBP: 0.293, SLG: 0.398	5-3									4	0	2	1	0	1	0		
Casey Candaele, S (7,4) OBP: 0.336, SLG: 0.352										1	0	0	0	0	0	0		
Tim Wallach, R (1,5) OBP: 0.354, SLG: 0.532										4	2	2	0	0	0	3		
Vance Law, R (8,5) OBP: 0.356, SLG: 0.438										0	0	0	0	1	0	0		
Andres Galarraga, R (1,3) OBP: 0.378, SLG: 0.488										4	3	3	3	0	0	1		
Tom Foley, L (1,4) OBP: 0.345, SLG: 0.469										5	1	2	0	0	1	4		
Herm Winningham, L (1,8) OBP: 0.312, SLG: 0.365										3	0	2	1	1	1	1		
Jeff Reed, L (1,2) OBP: 0.250, SLG: 0.277										4	0	2	2	0	0	2		
Pascual Perez, R (1,1) OBP: 0.125, SLG: 0.125										2	1	1	0	0	0	2		
Andy McGaffigan, R (7,1) ERA: 5.0										1	0	0	0	0	1	1		
Inning Stats	R: 0 E: 0 K: 0 S: 3	H: 0 LOB: 0 BB: 0 P: 3	R: 2 E: 0 K: 1 S: 8	H: 3 LOB: 3 BB: 2 P: 16	R: 2 E: 1 K: 0 S: 6	H: 4 LOB: 1 BB: 0 P: 6	R: 3 E: 1 K: 0 S: 6	H: 2 LOB: 1 BB: 1 P: 10	R: 0 E: 0 K: 2 S: 10	H: 3 LOB: 1 BB: 0 P: 10	R: 0 E: 0 K: 1 S: 6	H: 1 LOB: 1 BB: 0 P: 6	R: 0 E: 0 K: 0 S: 3	H: 0 LOB: 1 BB: 1 P: 7	1B: 10 2B: 3 3B: 0 HR: 1	SF: 1 SAC: 2 DP: 0 HBP: 0		WP: 0 PB: 0 SB: 0 CS: 1
PITCHER	IP WLS BF H R ER SO BB IBB HBP BLK WP HR S P ERA WHIP																	
Danny Cox, R (1,1) ERA: 3.83	3.0 L 21 3 0 0 0 0 0 0 0 0 0 0 3 3 15.00 3.333																	
Bill Dawley, R (4,1) ERA: 3.99	1.0 3 0 0 0 0 0 0 0 0 0 0 3 3 0.00 0.000																	
Steve Peters, L (5,1) ERA: 2.79	2.0 10 4 2 2 2 0 0 0 0 0 1 14 14 9.00 2.000																	
Lee Tunnell, R (7,1) ERA: 5.0	2.0 8 1 0 0 1 1 0 0 0 0 0 9 13 0.00 1.000																	



Batter	1	2	3	4	5	6	7	8	9	AB	R	H	RBI	BB	SO	LOB	TOP							
Vince Coleman, S OBP: 0.364, SLG: 0.351 (1, 7)	0-0 6-3		0-0 5-3		0-0 G3			0-0 1B		4	0	1	0	0	0	1								
Ozzie Smith, S OBP: 0.389, SLG: 0.375 (1, 6)	0-0 6-3		0-0 4-3			0-0 4-3		0-0 G3		4	0	0	0	0	0	1								
Tom Herr, S OBP: 0.352, SLG: 0.353 (1, 4)	0-0 5-3			0-0 3-1-3		0-0 L9			0-3 K	4	0	0	0	0	1	0								
Jack Clark, R OBP: 0.459, SLG: 0.600 (7, 3)		0-0 1B G4-6-3		0-0 FC5-4 1B		0-3 K			0-3 K	4	1	2	0	0	2	0								
Willie McGee, S OBP: 0.313, SLG: 0.423 (1, 8)		0-0 G4-6-3 1-3 1B		0-0 FC5-4 1-2			0-0 4-3		0-0 L4	4	0	1	0	0	0	1								
Terry Pendleton, S OBP: 0.377, SLG: 0.426 (1, 5)		0-0 E5 G4-6-3 1-2		0-0 L8			0-0 F9			3	0	0	0	0	0	3								
Dan Driessen, L OBP: 0.286, SLG: 0.167 Scott Terry, R (8, 1)		0-0 G4-6-3 1-2 2-3 3-H		0-0 3-1		0-0 3-1			0-0 P5	3	0	0	0	0	0	2								
Tony Peña, R OBP: 0.290, SLG: 0.327 (1, 2)		0-0 G3		0-0 1-3					0-3 K	3	0	0	0	0	1	1								
Bob Forsch, R OBP: 0.339, SLG: 0.528 Ricky Horton, L OBP: 0.214, SLG: 0.222 John Morris, L OBP: 0.314, SLG: 0.441 (7, 9)			0-3 K		4-0 BB				0-0 G3	1	0	0	0	1	1	0								
										0	0	0	0	0	0	0								
										1	0	0	0	0	0	0								
Inning Stats	R: 0 E: 0 K: 0 S: 3	H: 0 LOB: 0 BB: 0 P: 3	R: 1 E: 1 K: 0 S: 5	H: 2 LOB: 1 BB: 0 P: 5	R: 0 E: 0 K: 1 S: 5	H: 0 LOB: 0 BB: 0 P: 5	R: 0 E: 0 K: 0 S: 4	H: 1 LOB: 1 BB: 0 P: 4	R: 0 E: 0 K: 0 S: 3	H: 0 LOB: 0 BB: 1 P: 7	R: 0 E: 0 K: 1 S: 5	H: 0 LOB: 0 BB: 0 P: 5	R: 0 E: 0 K: 0 S: 3	H: 0 LOB: 1 BB: 0 P: 3	R: 0 E: 0 K: 1 S: 6	H: 1 LOB: 1 BB: 0 P: 6	R: 0 E: 0 K: 2 S: 7	H: 0 LOB: 0 BB: 0 P: 7	1B: 4 2B: 0 3B: 0 HR: 0	SF: 0 SAC: 0 DP: 1 HBP: 0	WP: 0 PB: 0 SB: 2 CS: 0	PA: 32		
PITCHER	IP WLS BF H R ER SO BB IBB HBP BLK WP HR S P ERA WHIP		IP WLS BF H R ER SO BB IBB HBP BLK WP HR S P ERA WHIP		IP WLS BF H R ER SO BB IBB HBP BLK WP HR S P ERA WHIP		IP WLS BF H R ER SO BB IBB HBP BLK WP HR S P ERA WHIP		IP WLS BF H R ER SO BB IBB HBP BLK WP HR S P ERA WHIP		IP WLS BF H R ER SO BB IBB HBP BLK WP HR S P ERA WHIP		IP WLS BF H R ER SO BB IBB HBP BLK WP HR S P ERA WHIP		IP WLS BF H R ER SO BB IBB HBP BLK WP HR S P ERA WHIP		IP WLS BF H R ER SO BB IBB HBP BLK WP HR S P ERA WHIP		IP WLS BF H R ER SO BB IBB HBP BLK WP HR S P ERA WHIP		IP WLS BF H R ER SO BB IBB HBP BLK WP HR S P ERA WHIP			
Bryn Smith, R ERA: 4.54 Andy McGaffigan, R ERA: 2.17	(1, 1) 6.0 W 22 3 1 1 2 1 0 0 0 0 0 25 29 1.50 0.667	(7, 1) 3.0 S 10 1 0 0 3 0 0 0 0 0 0 16 16 0.00 0.333																						

St. Louis Cardinals @ Montreal Expos
Olympic Stadium, Montreal, QB
Tue Sep 08 1987, 7:05 PM EDT
Att: 35,672 - Unknown

AB 31
R 1
H 4
RBI 0
BB 1
SO 5
LOB 9



Batter	1	2	3	4	5	6	7	8	9	AB	R	H	RBI	BB	SO	LOB	BOTTOM					
Tim Raines, S OBP: 0.420, SLG: 0.526 (1, 7)	0-0 1B WP		0-0 3-1		0-0 4-3		4-0 1-2 IBB			3	1	1	0	1	0	0						
Mitch Webster, S OBP: 0.368, SLG: 0.430 (1, 9)	0-0 WP 1-3 5-3 1B		0-0 S 1B		0-0 F8		0-0 F8			4	2	2	0	0	0	2						
Hubie Brooks, R OBP: 0.293, SLG: 0.396 Casey Candaele, S OBP: 0.336, SLG: 0.352 (9, 4)	0-0 5-3		0-0 FC5 1-H 1B		0-0 F7		0-0 1-3			4	0	1	1	0	0	2						
Tim Wallach, R OBP: 0.354, SLG: 0.529 (1, 5)	0-0 5-3		0-0 1-2 1B		0-0 2-3		0-0 E6 1B			4	0	1	1	0	0	0						
Andres Galarraga, R OBP: 0.375, SLG: 0.484 (1, 3)	0-3 K		0-0 FC5 2-3		0-0 L4		0-0 F9			4	0	0	0	0	1	3						
Tom Foley, L OBP: 0.347, SLG: 0.470 (9, 6)		0-0 G3		0-0 6-3			0-0 1B SF9 1B	0-0 1-2 1B		4	1	2	0	0	0	0						
Herm Winningham, L OBP: 0.311, SLG: 0.363 (1, 8)		0-0 L9		0-0 4-3			0-0 1-3 1B	0-0 4-3		4	0	1	0	0	0	2						
Jeff Reed, L OBP: 0.246, SLG: 0.274 (1, 2)		0-0 4-3		0-0 4-3			0-0 SF9			2	0	0	1	0	0	0						
Bryn Smith, R OBP: 0.175, SLG: 0.243 Andy McGaffigan, R (7, 1)			0-0 F7		0-0 6-3		0-3 3-H K			2	0	0	0	0	0	0						
										1	0	0	0	0	1	1						
Inning Stats	R: 2 E: 0 K: 1 S: 7	H: 2 LOB: 0 BB: 0 P: 7	R: 0 E: 0 K: 0 S: 3	H: 0 LOB: 0 BB: 0 P: 3	R: 1 E: 0 K: 0 S: 6	H: 3 LOB: 2 BB: 0 P: 6	R: 0 E: 0 K: 0 S: 3	H: 0 LOB: 0 BB: 0 P: 3	R: 0 E: 0 K: 0 S: 3	H: 0 LOB: 0 BB: 0 P: 3	R: 1 E: 0 K: 1 S: 7	H: 2 LOB: 2 BB: 1 P: 11	R: 0 E: 1 K: 0 S: 5	H: 1 LOB: 2 BB: 0 P: 5	R: 0 E: 0 K: 0 S: 5	H: 0 LOB: 0 BB: 0 P: 7	1B: 8 2B: 0 3B: 0 HR: 0	SF: 1 SAC: 0 DP: 0 HBP: 0	WP: 1 PB: 0 SB: 2 CS: 0	PA: 34		
PITCHER	IP WLS BF H R ER SO BB IBB HBP BLK WP HR S P ERA WHIP		IP WLS BF H R ER SO BB IBB HBP BLK WP HR S P ERA WHIP		IP WLS BF H R ER SO BB IBB HBP BLK WP HR S P ERA WHIP		IP WLS BF H R ER SO BB IBB HBP BLK WP HR S P ERA WHIP		IP WLS BF H R ER SO BB IBB HBP BLK WP HR S P ERA WHIP		IP WLS BF H R ER SO BB IBB HBP BLK WP HR S P ERA WHIP		IP WLS BF H R ER SO BB IBB HBP BLK WP HR S P ERA WHIP		IP WLS BF H R ER SO BB IBB HBP BLK WP HR S P ERA WHIP		IP WLS BF H R ER SO BB IBB HBP BLK WP HR S P ERA WHIP		IP WLS BF H R ER SO BB IBB HBP BLK WP HR S P ERA WHIP		IP WLS BF H R ER SO BB IBB HBP BLK WP HR S P ERA WHIP	
Bob Forsch, R ERA: 4.31 Ricky Horton, L ERA: 3.89 Scott Terry, R ERA:	(1, 1) 6.0 L 25 7 4 4 1 0 0 0 0 0 5 9 0.00 0.000	(7, 1) 1.0 4 0 0 0 1 0 1 0 0 0 0 5 9 0.00 0.000	(8, 1) 1.0 5 1 0 0 0 0 0 0 0 0 0 5 5 0.00 1.000																			

St. Louis Cardinals @ Montreal Expos
Olympic Stadium, Montreal, QB
Tue Sep 08 1987, 7:05 PM EDT
Att: 35,672 - Unknown

AB 32
R 4
H 8
RBI 3
BB 1
SO 2
LOB 10



Batter	1	2	3	4	5	6	7	8	9	AB	R	H	RBI	BB	SO	LOB	TOP					
Vince Coleman, S (1, 7) OBP: 0.366, SLG: 0.352	F7							6-3		4	0	2	0	1	0	3						
Ozzie Smith, S (1, 6) OBP: 0.391, SLG: 0.377	F8		K							5	0	3	0	0	1	2						
Tom Herr, S (1, 4) OBP: 0.349, SLG: 0.349	K		4-3							5	0	0	0	0	1	7						
Jack Clark, R (1, 3) OBP: 0.460, SLG: 0.600										2	1	1	0	1	0	0						
Mike Laga, L (6, 3) OBP: 0.231, SLG: 0.417										0	0	0	0	0	0	0						
David Green, R (7, PH) OBP: 0.500, SLG: 0.500										2	0	1	0	0	0	2						
Willie McGee, S (1, 8) OBP: 0.315, SLG: 0.434	5-3									5	1	3	2	0	0	2						
Terry Pendleton, S (1, 5) OBP: 0.376, SLG: 0.424	K									3	0	0	0	1	1	2						
Lance Johnson, L (1, 9) OBP: 0.279, SLG: 0.308										3	0	0	0	0	1	2						
José Oquendo, S (8, PH) OBP: 0.416, SLG: 0.354	F7									1	0	0	0	0	1	2						
Tony Peña, R (1, 2) OBP: 0.290, SLG: 0.326										4	0	1	0	0	0	2						
Joe Magrane, R (1, 1) ERA: 3.36										1	0	0	0	0	1	0						
Rod Bodden, L (1, 1) ERA: 10.13										0	0	0	0	0	0	0						
Scott Terry, R (1, 1) ERA: 10.13										0	0	0	0	0	0	0						
Lee Tunnell, R (6, 1) ERA: 4.95										0	0	0	0	0	0	0						
Ken Dayley, L (7, 1) ERA: 2.09										0	0	0	0	0	0	0						
Dan Driscoll, L (1, 1) ERA: 2.09										0	0	0	0	0	0	0						
Steve Wynn, R (1, 1) ERA: 2.09										0	0	0	0	0	0	0						
Inning Stats	R: 0 E: 0 K: 1 S: 5	H: 0 LOB: 0 BB: 0 P: 5	R: 0 E: 0 K: 1 S: 5	H: 0 LOB: 1 BB: 1 P: 9	R: 0 E: 0 K: 1 S: 6	H: 1 LOB: 2 BB: 1 P: 10	R: 2 E: 0 K: 0 S: 5	H: 2 LOB: 0 BB: 0 P: 5	R: 0 E: 0 K: 1 S: 6	H: 2 LOB: 1 BB: 0 P: 6	R: 0 E: 0 K: 1 S: 6	H: 1 LOB: 1 BB: 0 P: 6	R: 1 E: 0 K: 0 S: 6	H: 3 LOB: 2 BB: 0 P: 6	R: 0 E: 0 K: 1 S: 6	H: 1 LOB: 1 BB: 2 P: 14	R: 0 E: 0 K: 0 S: 4	H: 2 LOB: 1 BB: 0 P: 4	1B: 8 2B: 4 3B: 0 HR: 1	SF: 0 SAC: 0 DP: 2 HBP: 0	WP: 0 PB: 0 SB: 0 CS: 0	PA: 41
PITCHER	IP	WLS	BF	H	R	ER	SO	BB	IBB	HBP	BLK	WP	HR	S	P	ERA	WHIP					
Dennis Martinez, R (1, 1) ERA: 3.36	6.1	W	29	9	3	3	5	2	0	0	1	0	1	37	45	4.26	1.737					
Joe Hesketh, L (7, 1) ERA: 3.0	1.0		5	1	0	0	1	1	0	0	0	0	0	6	10	0.00	2.000					
Tim Burke, R (8, 1) ERA: 1.22	1.2		7	2	0	0	0	1	0	0	0	0	0	6	10	0.00	1.800					

St. Louis Cardinals @ Montreal Expos
Olympic Stadium, Montreal, QB
Wed Sep 09 1987, 7:05 PM EDT
Att: 33,173 - Unknown

AB	37
R	3
H	12
RBI	2
BB	4
SO	6
LOB	25



Batter	1	2	3	4	5	6	7	8	9	AB	R	H	RBI	BB	SO	LOB	BOTTOM				
Tim Raines, S (1, 7) OBP: 0.420, SLG: 0.528	6-3		F6					L8		4	1	1	0	1	0	1					
Mitch Webster, S (1, 9) OBP: 0.368, SLG: 0.429	5-3		E5							4	1	1	0	1	1	2					
Hubie Brooks, R (1, 6) OBP: 0.289, SLG: 0.392	6-3		P3							4	0	0	2	0	1	4					
Tom Foley, L (9, 6) OBP: 0.347, SLG: 0.470										0	0	0	0	0	0	0					
Tim Wallach, R (1, 5) OBP: 0.353, SLG: 0.527	K		K2-3							4	1	1	0	0	3	3					
Andres Galarraga, R (1, 3) OBP: 0.376, SLG: 0.486										4	2	2	1	0	1	0					
Reid Nichols, R (1, 8) OBP: 0.338, SLG: 0.439										2	1	1	0	0	0	1					
Dave Engle, R (5, PH) OBP: 0.296, SLG: 0.333										1	0	1	2	0	0	0					
Herm Winningham, L (5, FR) OBP: 0.310, SLG: 0.362										1	0	0	0	0	0	0					
Vance Law, R (1, 4) OBP: 0.359, SLG: 0.446										4	1	2	2	0	0	1					
Mike Fitzgerald, R (1, 2) OBP: 0.351, SLG: 0.340										3	0	2	1	0	0	0					
Dennis Martinez, R (1, 1) OBP: 0.122, SLG: 0.053										3	1	0	0	0	1	3					
Joe Hesketh, R (7, 1) ERA: 3.0										0	0	0	0	0	0	0					
Tim Burke, R (8, 1) ERA: 1.22										1	0	0	0	0	0	1					
Inning Stats	R: 1 E: 0 K: 1 S: 6	H: 1 LOB: 0 BB: 0 P: 6	R: 1 E: 0 K: 1 S: 7	H: 2 LOB: 1 BB: 0 P: 7	R: 0 E: 1 K: 1 S: 6	H: 0 LOB: 1 BB: 0 P: 6	R: 2 E: 0 K: 0 S: 5	H: 2 LOB: 0 BB: 0 P: 5	R: 3 E: 0 K: 1 S: 8	H: 3 LOB: 1 BB: 1 P: 12	R: 1 E: 0 K: 1 S: 7	H: 2 LOB: 2 BB: 1 P: 11	R: 0 E: 0 K: 1 S: 5	H: 0 LOB: 0 BB: 0 P: 5	R: 0 E: 0 K: 1 S: 6	H: 1 LOB: 1 BB: 0 P: 6	1B: 6 2B: 3 3B: 1 HR: 1	SF: 0 SAC: 1 DP: 0 HBP: 0	WP: 0 PB: 1 SB: 0 CS: 2	PA: 38	
PITCHER	IP	WLS	BF	H	R	ER	SO	BB	IBB	HBP	BLK	WP	HR	S	P	ERA	WHIP				
Joe Magrane, L (1, 1) ERA: 3.87	4.0	L	18	5	4	4	3	0	0	0	1	0	0	24	24	9.00	1.250				
Scott Terry, R (5, 1) ERA: 10.13	0.2		5	2	3	3	1	1	0	0	0	0	0	6	10	40.50	4.500				
Ricky Horton, L (5, 1) ERA: 3.94	0.2		6	3	1	1	0	0	1	0	0	0	0	5	9	13.50	4.500				
Lee Tunnell, R (6, 1) ERA: 4.95	0.2		2	0	0	0	1	0	0	0	0	0	0	4	4	0.00	0.000				
Ken Dayley, L (7, 1) ERA: 2.09	1.0		3	0	0	0	1	0	0	0	0	0	0	5	5	0.00	0.000				
Todd Worrell, R (8, 1) ERA: 2.88	1.0		4	1	0	0	1	0	0	0	0	0	0	6	6	0.00	1.000				

St. Louis Cardinals @ Montreal Expos
Olympic Stadium, Montreal, QB
Wed Sep 09 1987, 7:05 PM EDT
Att: 33,173 - Unknown

AB	35
R	8
H	11
RBI	8
BB	2
SO	7
LOB	16



Batter	1	2	3	4	5	6	7	8	9	AB	R	H	RBI	BB	SO	LOB	TOP					
Tim Raines, S OBP: 0.422, SLG: 0.528 (1, 7)										5	1	3	0	0	1	1						
Mitch Webster, S OBP: 0.366, SLG: 0.432 (1, 9)										5	1	1	2	0	0	3						
Hubie Brooks, R Tom Foley, L OBP: 0.346, SLG: 0.479 (8, PR) (8, 6)										4	1	2	1	0	1	0						
Tim Wallach, R OBP: 0.353, SLG: 0.527 (1, 5)										4	1	1	0	0	1	2						
Andres Galarraga, R OBP: 0.378, SLG: 0.491 (1, 3)										4	2	3	2	0	1	1						
Reid Nichols, R OBP: 0.338, SLG: 0.448 Herm Winningham, L OBP: 0.305, SLG: 0.356 (6, PH) (6, 8)										2	0	1	1	0	0	1						
Vance Law, R OBP: 0.358, SLG: 0.443 (1, 4)										4	0	1	1	0	1	2						
Mike Fitzgerald, R OBP: 0.346, SLG: 0.335 (1, 2)										4	0	0	0	0	2	1						
Pascual Perez, R OBP: 0.083, SLG: 0.083 (1, 1)										4	0	0	0	0	1	0						
Inning Stats	R: 1 E: 0 K: 2 S: 8	H: 1 LOB: 0 BB: 0 P: 8	R: 0 E: 0 K: 1 S: 5	H: 1 LOB: 0 BB: 0 P: 5	R: 0 E: 0 K: 1 S: 6	H: 1 LOB: 1 BB: 0 P: 6	R: 1 E: 0 K: 1 S: 7	H: 2 LOB: 1 BB: 0 P: 7	R: 2 E: 0 K: 2 S: 9	H: 2 LOB: 0 BB: 0 P: 9	R: 0 E: 0 K: 2 S: 7	H: 0 LOB: 1 BB: 0 P: 8	R: 0 E: 0 K: 0 S: 4	H: 1 LOB: 1 BB: 0 P: 4	R: 3 E: 0 K: 0 S: 6	H: 4 LOB: 1 BB: 0 P: 6	R: 0 E: 2 K: 0 S: 5	H: 0 LOB: 2 BB: 0 P: 5	1B: 6 2B: 4 3B: 0 HR: 2	SF: 0 SAC: 0 DP: 2 HBP: 1	WP: 0 PB: 0 SB: 0 CS: 0	PA: 40
PITCHER	IP WLS BF H R ER SO BB IBB HBP BLK WP HR S P ERA WHIP	IP WLS BF H R ER SO BB IBB HBP BLK WP HR S P ERA WHIP																				
Jamie Moyer, L ERA: 4.98 (1, 1)	5.0 L 21 7 4 4 7 0 0 0 0 0 2 35 35 7.20 1.400																					
Ed Lynch, R ERA: 5.18 (6, 1)	2.0 10 3 3 3 2 0 0 0 1 0 0 0 13 14 13.50 1.500																					
Jay Baller, R ERA: 6.63 (8, 1)	0.1 3 2 0 0 0 0 0 0 0 0 0 0 3 3 0.00 6.000																					
Dickie Noles, R ERA: 3.75 (8, 1)	1.2 6 0 0 0 0 0 0 0 0 0 0 0 6 6 0.00 0.000																					

Montreal Expos @ Chicago Cubs
Wrigley Field, Chicago, IL
Sat Sep 12 1987, 3:33 AM CDT
Att: 25,681 - Unknown

AB	39
R	7
H	12
RBI	7
BB	0
SO	9
LOB	16



Batter	1	2	3	4	5	6	7	8	9	AB	R	H	RBI	BB	SO	LOB	BOTTOM					
Dave Martinez, L OBP: 0.376, SLG: 0.424 Paul Noce, R OBP: 0.263, SLG: 0.357 (9, 4)										4	0	1	0	0	1	1						
23 Ryne Sandberg, R OBP: 0.375, SLG: 0.466 Darrin Jackson, R (9, 8)										3	0	0	0	1	3	3						
Leon Durham, L OBP: 0.346, SLG: 0.521 (1, 3)										4	0	0	0	0	2	1						
Andre Dawson, R OBP: 0.329, SLG: 0.572 (1, 9)										4	0	1	0	0	2	0						
Rafael Palmeiro, L OBP: 0.297, SLG: 0.485 (1, 7)										4	1	2	0	0	0	1						
Keith Moreland, R OBP: 0.302, SLG: 0.451 Wade Rowdon, R OBP: 0.167, SLG: 0.500 (8, 5)										2	0	0	0	1	1	0						
Jim Sundberg, R OBP: 0.319, SLG: 0.325 (1, 2)										4	0	1	1	0	1	1						
Shawon Dunston, R OBP: 0.276, SLG: 0.379 Dickie Noles, R (8, 1)										3	0	0	0	0	0	3						
Jamie Moyer, L OBP: 0.274, SLG: 0.246 Luis Quinones, S OBP: 0.297, SLG: 0.283 Ed Lynch, R OBP: 0.188, SLG: 0.188 Jay Baller, R OBP: 1.000, SLG: 1.000 Mike Brunley, S OBP: 0.244, SLG: 0.266 (8, 6)										0	0	0	0	0	0	0						
Inning Stats	R: 0 E: 0 K: 2 S: 7	H: 1 LOB: 0 BB: 0 P: 7	R: 0 E: 0 K: 1 S: 5	H: 1 LOB: 0 BB: 0 P: 5	R: 0 E: 2 K: 1 S: 7	H: 0 LOB: 2 BB: 0 P: 7	R: 1 E: 0 K: 1 S: 7	H: 2 LOB: 1 BB: 1 P: 11	R: 0 E: 0 K: 2 S: 7	H: 0 LOB: 0 BB: 0 P: 7	R: 0 E: 0 K: 1 S: 5	H: 0 LOB: 0 BB: 0 P: 5	R: 0 E: 0 K: 1 S: 5	H: 0 LOB: 1 BB: 1 P: 9	R: 0 E: 0 K: 0 S: 4	H: 0 LOB: 1 BB: 0 P: 4	R: 0 E: 0 K: 0 S: 5	H: 1 LOB: 1 BB: 0 P: 4	1B: 5 2B: 0 3B: 0 HR: 0	SF: 0 SAC: 1 DP: 1 HBP: 0	WP: 0 PB: 0 SB: 0 CS: 1	PA: 34
PITCHER	IP WLS BF H R ER SO BB IBB HBP BLK WP HR S P ERA WHIP	IP WLS BF H R ER SO BB IBB HBP BLK WP HR S P ERA WHIP																				
Pascual Perez, R ERA: 2.29 (1, 1)	9.0 W 34 5 1 1 11 2 0 0 0 0 0 54 62 1.00 0.778																					

Montreal Expos @ Chicago Cubs
Wrigley Field, Chicago, IL
Sat Sep 12 1987, 3:33 AM CDT
Att: 25,681 - Unknown

AB	31
R	1
H	5
RBI	1
BB	2
SO	11
LOB	11



Batter	1	2	3	4	5	6	7	8	9	AB	R	H	RBI	BB	SO	LOB	TOP	
Tim Raines, S OBP: 0.423, SLG: 0.530 (1, 7)										4	1	2	0	0	2	3	Montreal Expos @ Chicago Cubs Wrigley Field, Chicago, IL Sun Sep 13 1987, 3:33 AM CDT Att: 25,444 - Unknown	
Mitch Webster, S OBP: 0.363, SLG: 0.429 (1, 9)										4	0	0	0	0	1	2		
Hubie Brooks, R OBP: 0.291, SLG: 0.397 (1, 6)										4	0	0	0	0	0	2		
Tim Wallach, R OBP: 0.350, SLG: 0.523 (1, 5)										4	0	0	0	0	1	0		
Andres Galarraga, R OBP: 0.377, SLG: 0.489 (1, 3)										4	0	1	0	0	1	0		
Tom Foley, L OBP: 0.340, SLG: 0.471 (1, 4)										4	0	0	0	0	0	2		
Herm Winningham, L OBP: 0.307, SLG: 0.359 (1, 8)										3	1	1	0	1	1	0		
Mike Fitzgerald, R OBP: 0.346, SLG: 0.332 (1, 2)										2	0	0	0	1	1	1		
Bryn Smith, R OBP: 0.167, SLG: 0.231 (7, PH)										2	0	0	0	0	0	1		
Wallace Johnson, S OBP: 0.278, SLG: 0.356 Andy McGaffigan, R (7, 1)										1	0	1	1	0	0	0		
										0	0	0	0	0	0	0		
Inning Stats	R: 1 E: 1 K: 0 S: 6	H: 2 LOB: 2 BB: 0 P: 6	R: 0 E: 0 K: 0 S: 3	H: 0 LOB: 0 BB: 0 P: 3	R: 0 E: 0 K: 1 S: 5	H: 1 LOB: 0 BB: 0 P: 5	R: 0 E: 0 K: 0 S: 3	H: 0 LOB: 0 BB: 0 P: 3	R: 0 E: 0 K: 1 S: 6	H: 1 LOB: 2 BB: 2 P: 14	R: 0 E: 0 K: 1 S: 5	H: 0 LOB: 0 BB: 0 P: 7	R: 0 E: 0 K: 2 S: 7	H: 0 LOB: 0 BB: 0 P: 7	1B: 3 2B: 2 3B: 0 HR: 0	SF: 0 SAC: 0 DP: 1 HBP: 0	WP: 0 PB: 0 SB: 0 CS: 0	PA: 34
PITCHER Rick Sutcliffe, R ERA: 3.77 (1, 1)	IP: 9.0 WLS: W BF: 34 H: 5 R: 2 ER: 1 SO: 7 BB: 2 IBB: 0 HBP: 0 BLK: 0 WP: 0 HR: 0 S: 46 P: 54 ERA: 1.00 WHIP: 0.778															PITCHER		

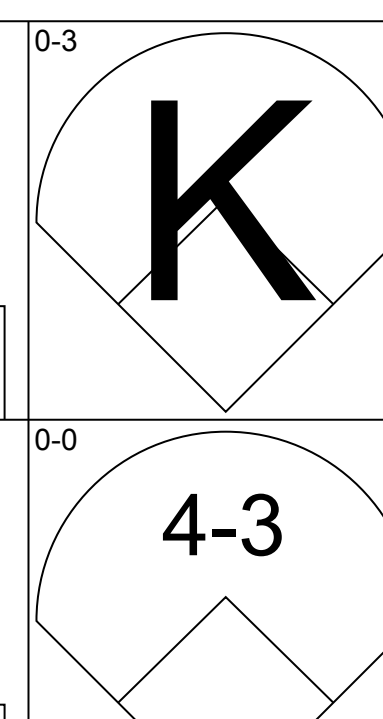
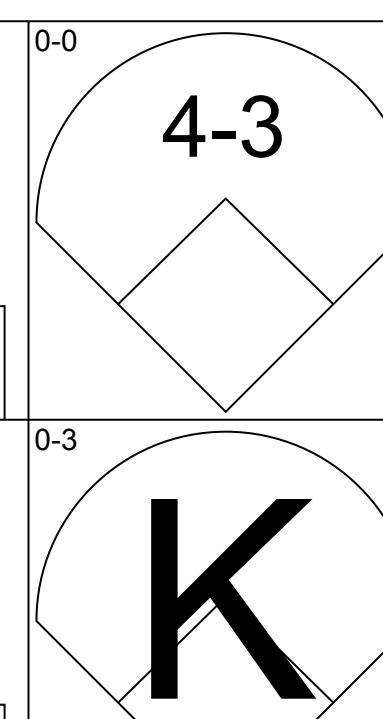
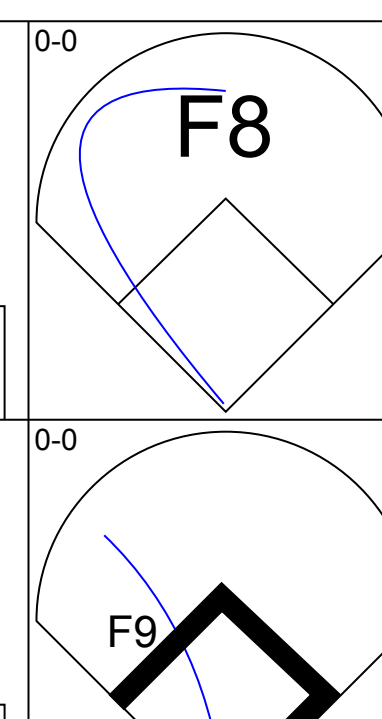
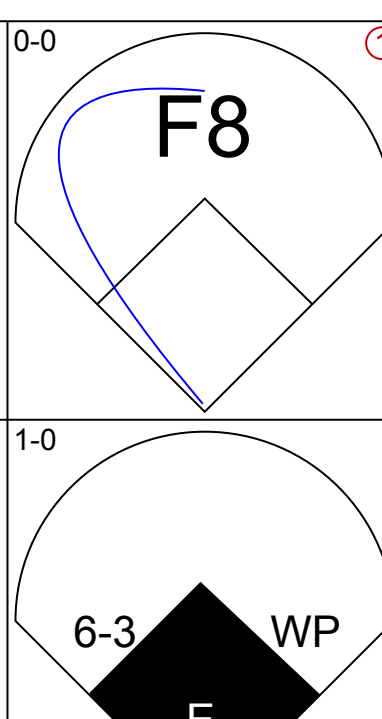
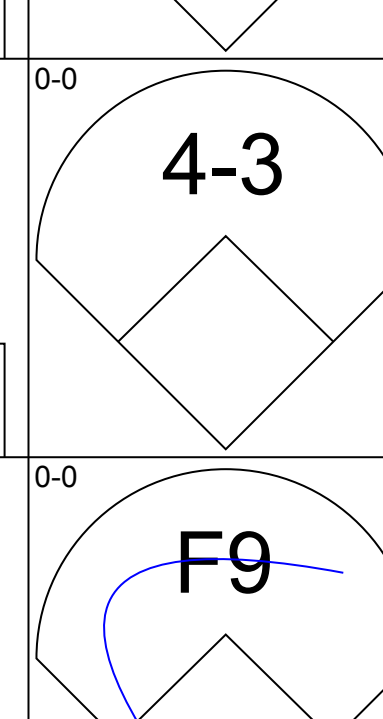
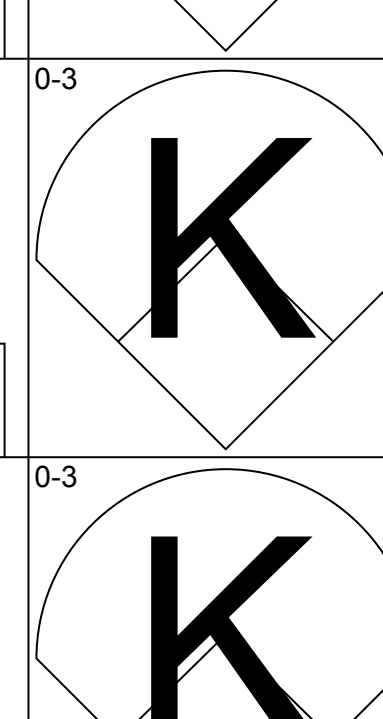
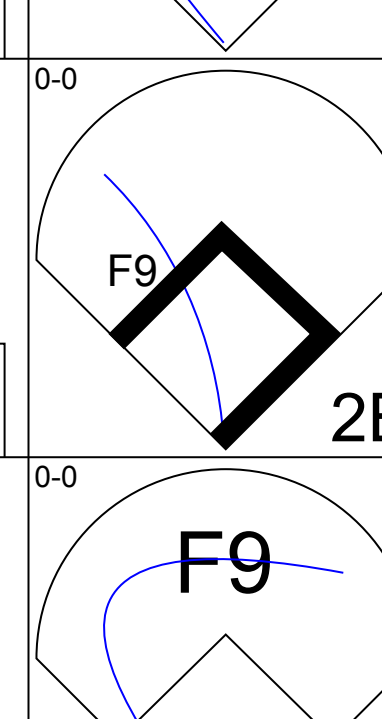
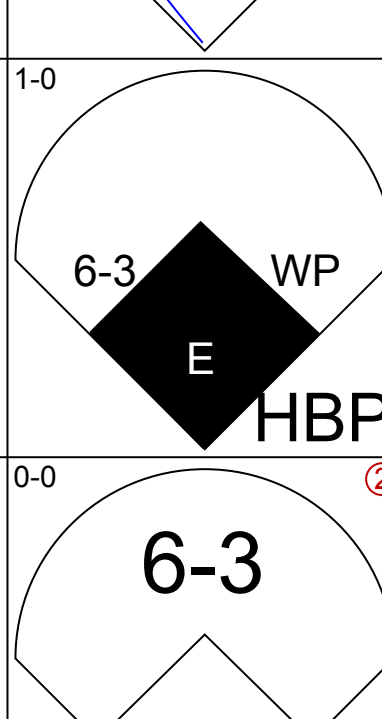
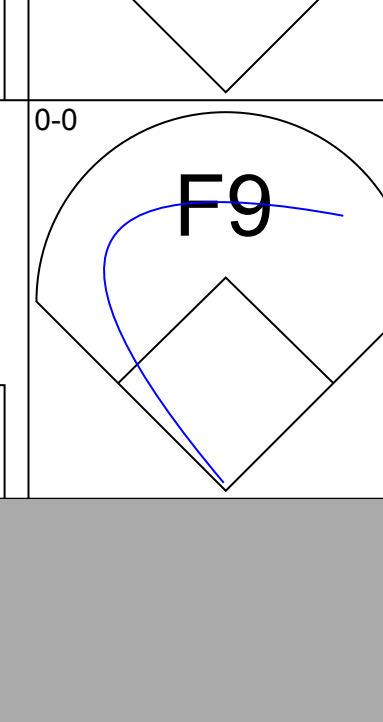
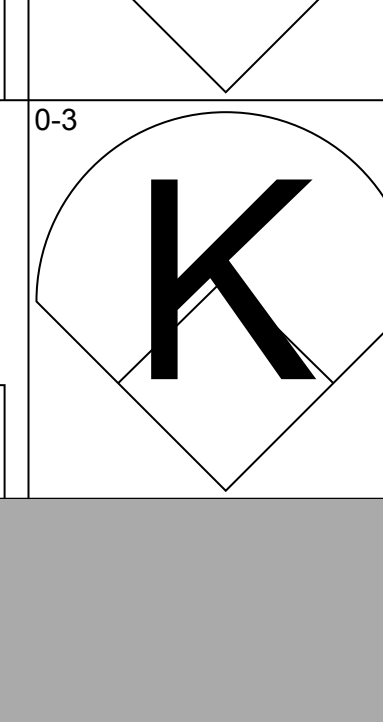
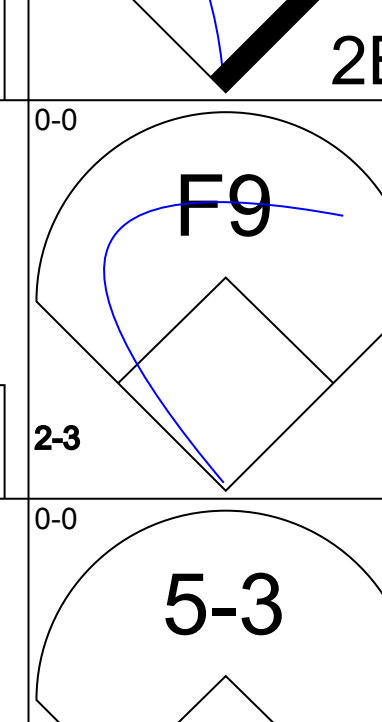
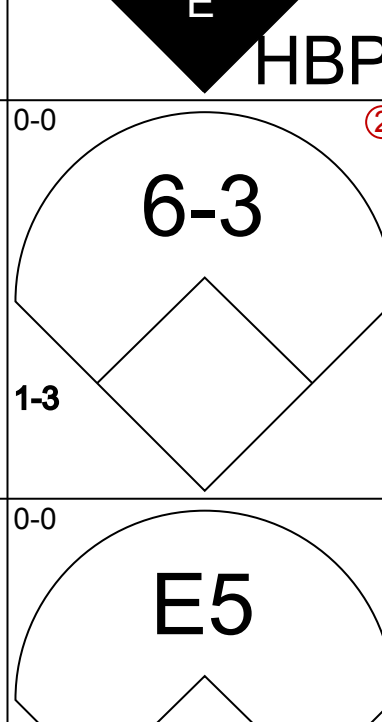
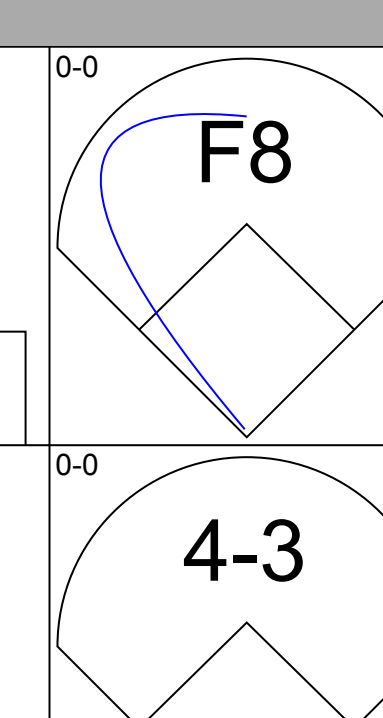
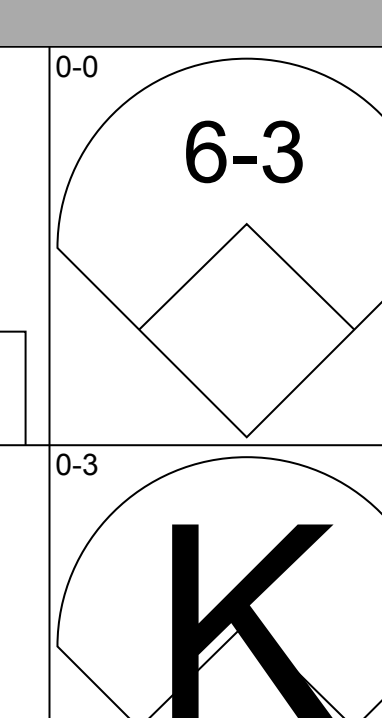
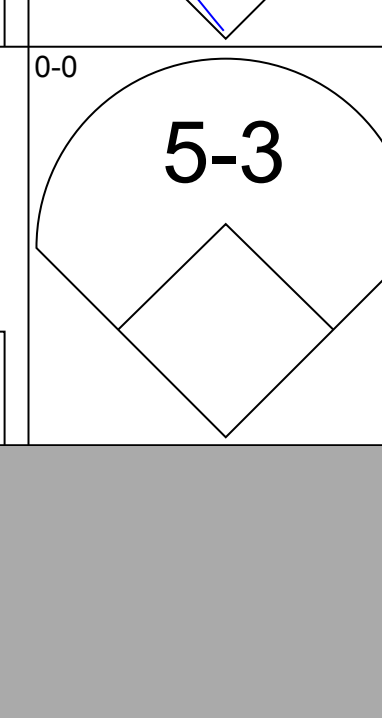
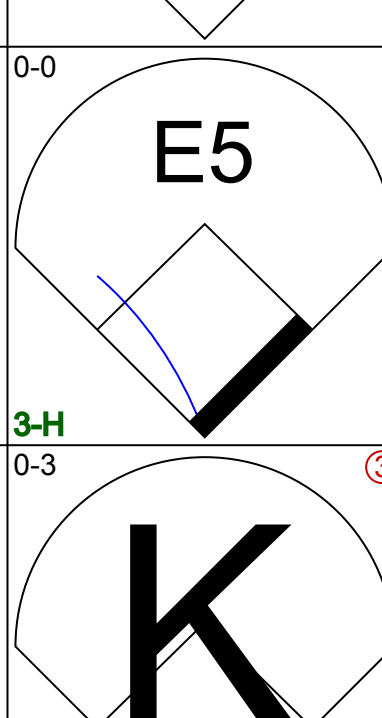
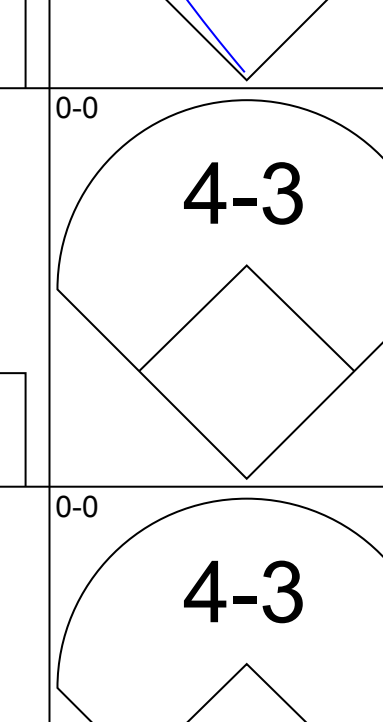
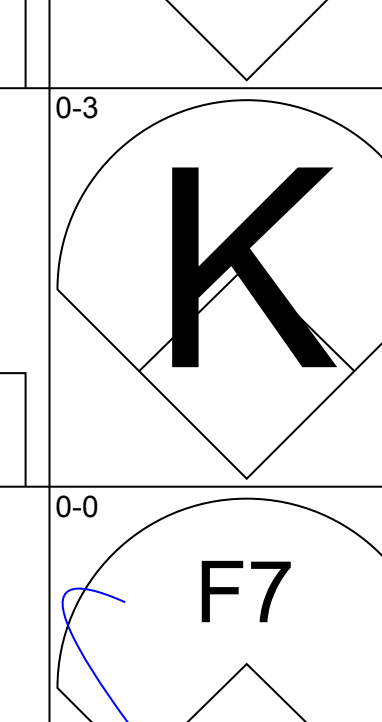
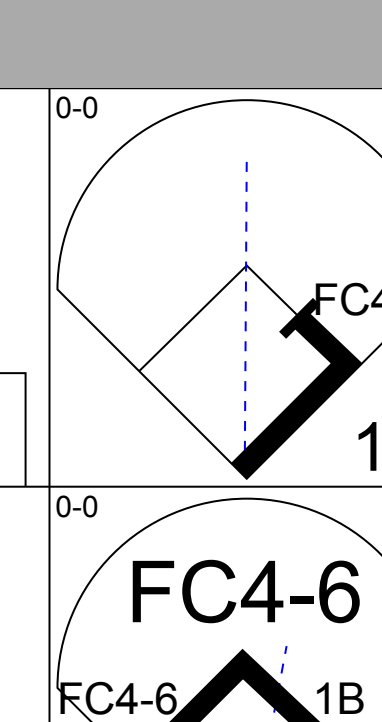
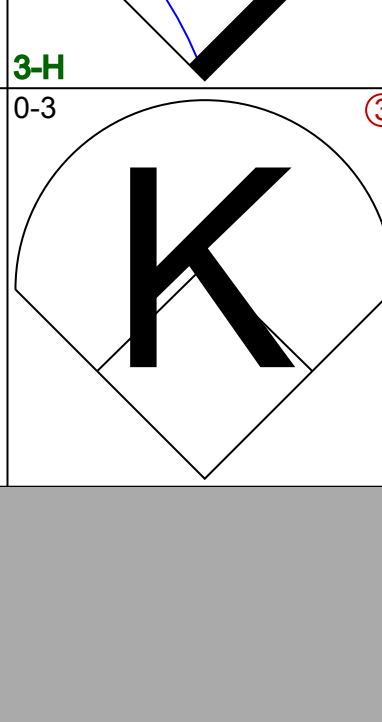
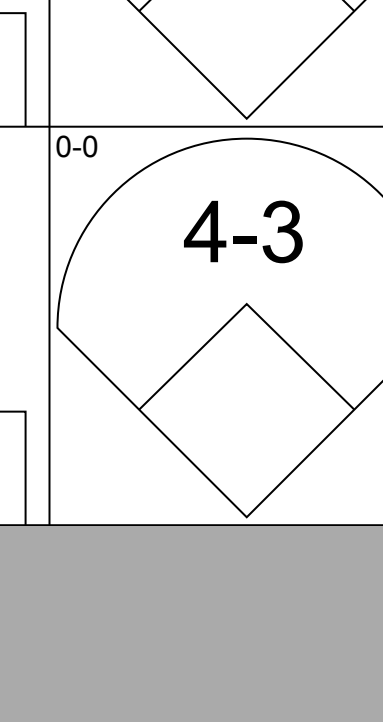
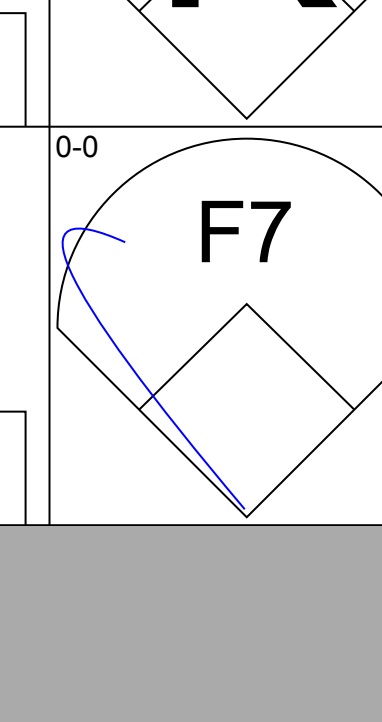
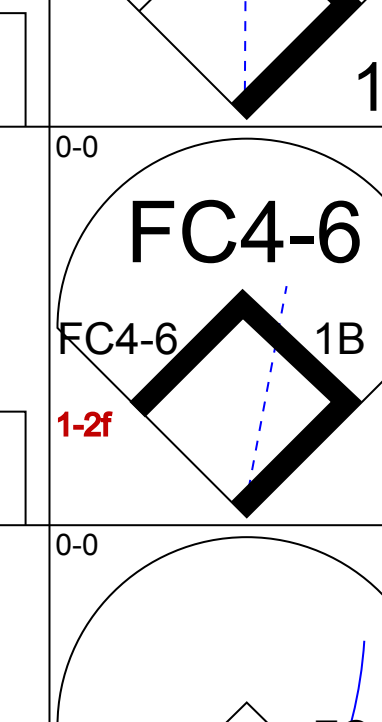
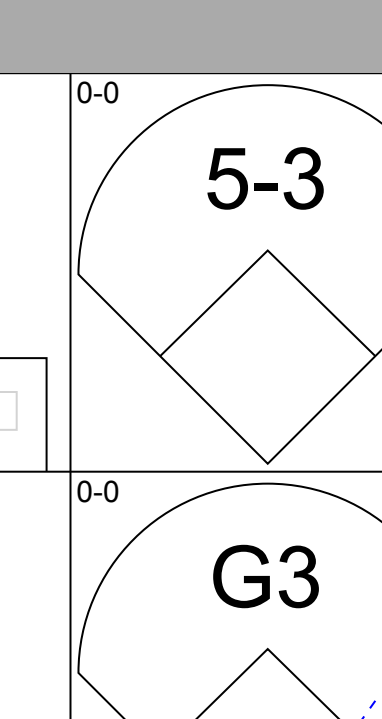
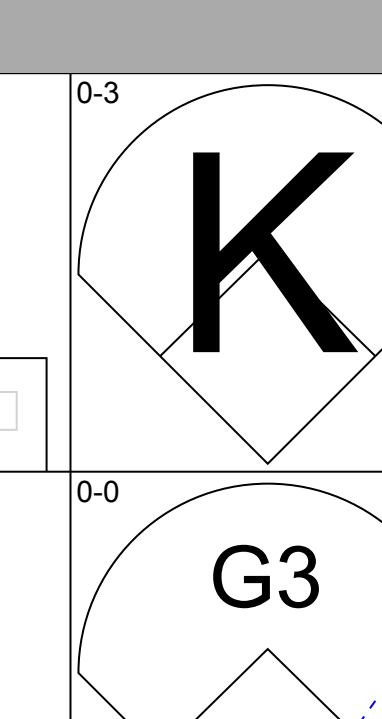
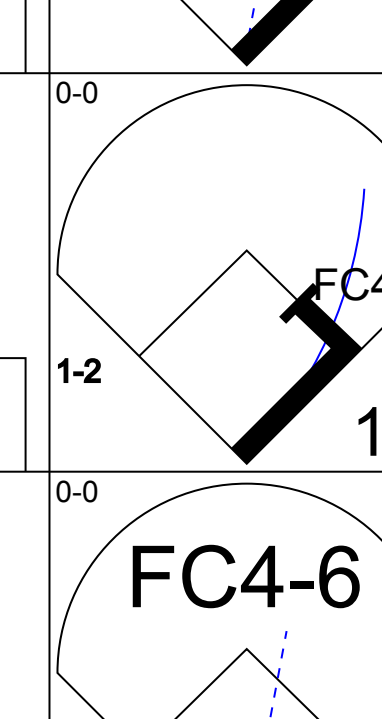
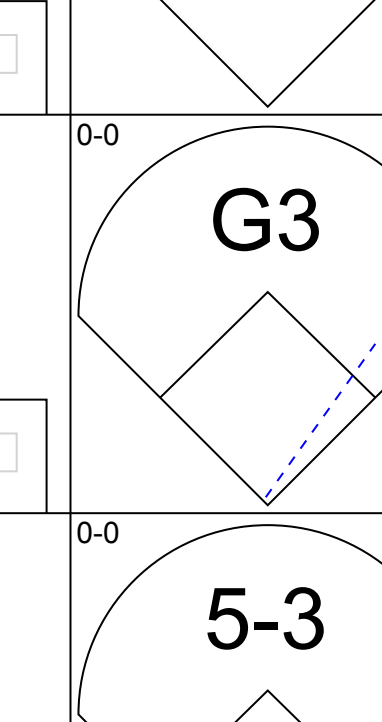
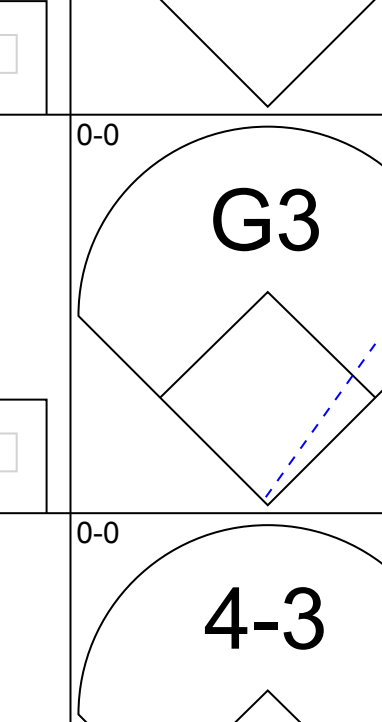
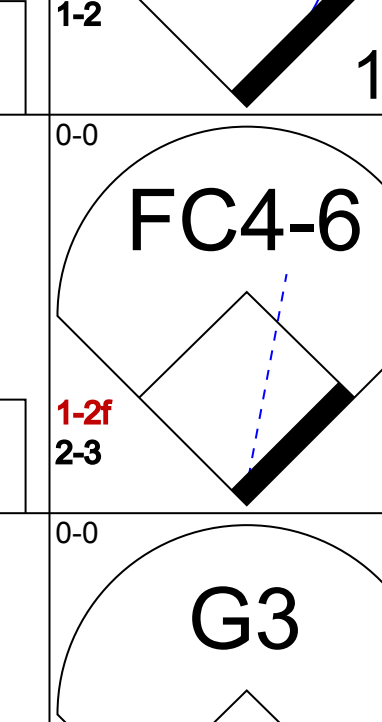
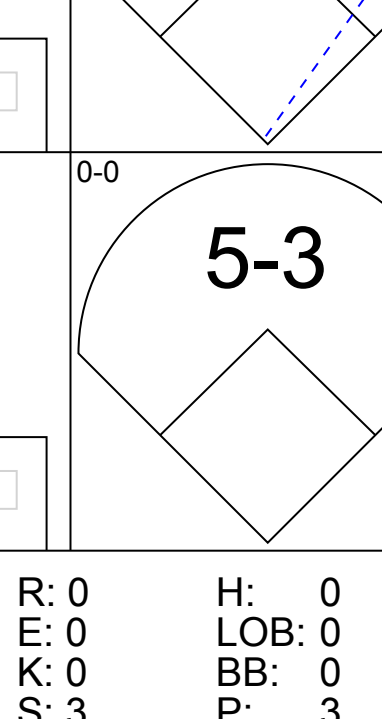
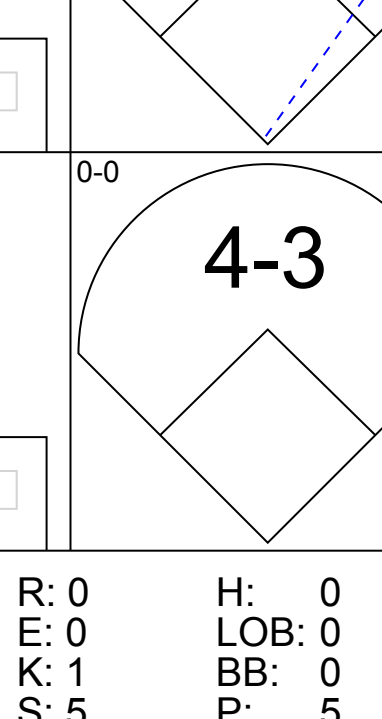
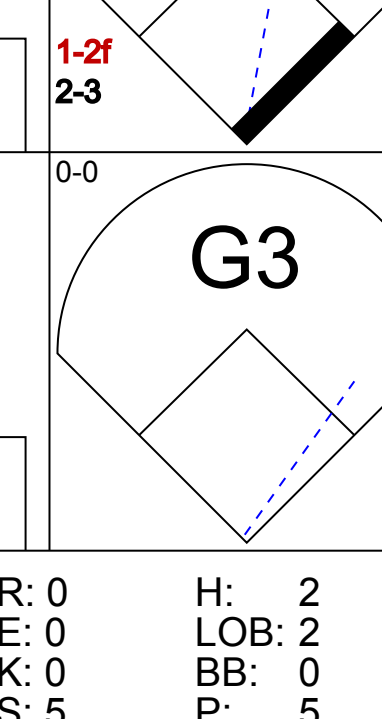
AB	32
R	2
H	5
RBI	1
BB	2
SO	7
LOB	11



Batter	1	2	3	4	5	6	7	8	9	AB	R	H	RBI	BB	SO	LOB	BOTTOM	
Dave Martinez, L OBP: 0.377, SLG: 0.427 (1, 8) (8, 7)										4	2	2	0	0	1	0	Montreal Expos @ Chicago Cubs Wrigley Field, Chicago, IL Sun Sep 13 1987, 3:33 AM CDT Att: 25,444 - Unknown	
23 Ryne Sandberg, R OBP: 0.374, SLG: 0.463 (1, 4)										3	1	0	0	1	0	2		
Rafael Palmeiro, L OBP: 0.290, SLG: 0.477 Darrin Jackson, R (1, 7) (8, 8)										3	0	0	1	0	1	2		
Andre Dawson, R OBP: 0.330, SLG: 0.574 (1, 9)										4	0	2	1	0	1	0		
Leon Durham, L OBP: 0.350, SLG: 0.526 (1, 3)										4	1	3	2	0	0	1		
Jody Davis, R OBP: 0.338, SLG: 0.431 (1, 2)										4	0	0	0	0	2	4		
Wade Rowdon, R OBP: 0.300, SLG: 0.444 (1, 5)										3	0	1	1	1	0	0		
Shawon Dunston, R OBP: 0.274, SLG: 0.375 Mike Brumley, S OBP: 0.241, SLG: 0.263 (1, 6) (7, 6)										3	0	0	0	0	0	2		
1 0 0 0 0 0 1										1	0	0	0	0	0	1		
Rick Sutcliffe, L OBP: 0.203, SLG: 0.208 (1, 1)										3	1	0	0	0	1	0		
Inning Stats	R: 0 E: 0 K: 1 S: 5	H: 0 LOB: 0 BB: 0 P: 5	R: 0 E: 0 K: 1 S: 6	H: 1 LOB: 2 BB: 1 P: 10	R: 2 E: 1 K: 0 S: 6	H: 2 LOB: 1 BB: 0 P: 6	R: 0 E: 0 K: 0 S: 3	H: 0 LOB: 0 BB: 0 P: 3	R: 2 E: 0 K: 0 S: 6	H: 3 LOB: 2 BB: 1 P: 10	R: 0 E: 0 K: 1 S: 5	H: 0 LOB: 0 BB: 0 P: 5	R: 0 E: 0 K: 2 S: 9	H: 2 LOB: 1 BB: 0 P: 9	1B: 5 2B: 3 3B: 0 HR: 0	SF: 1 SAC: 0 DP: 0 HBP: 0	WP: 0 PB: 0 SB: 0 CS: 0	PA: 35
PITCHER Bryn Smith, R ERA: 4.47 Andy McGaffigan, R ERA: 2.21 (1, 1) (7, 1)	IP: 6.0 WLS: L BF: 27 H: 6 R: 4 ER: 2 SO: 3 BB: 2 IBB: 0 HBP: 0 BLK: 0 WP: 0 HR: 0 S: 31 P: 39 ERA: 3.00 WHIP: 1.333															PITCHER		

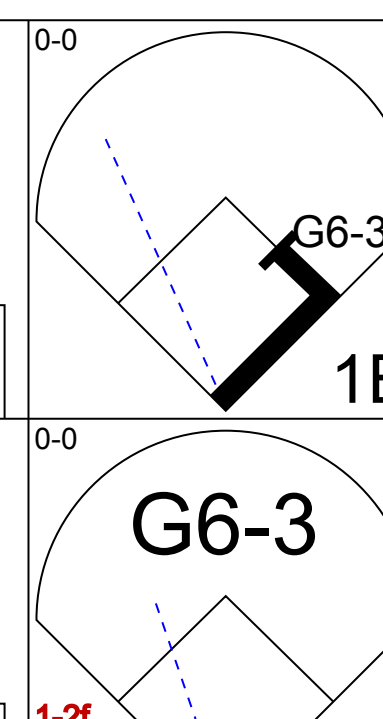
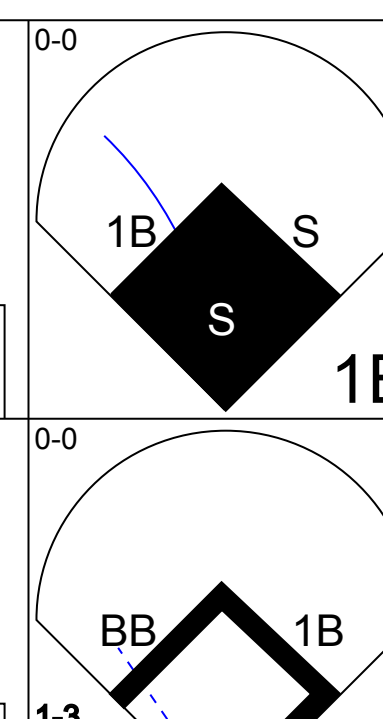
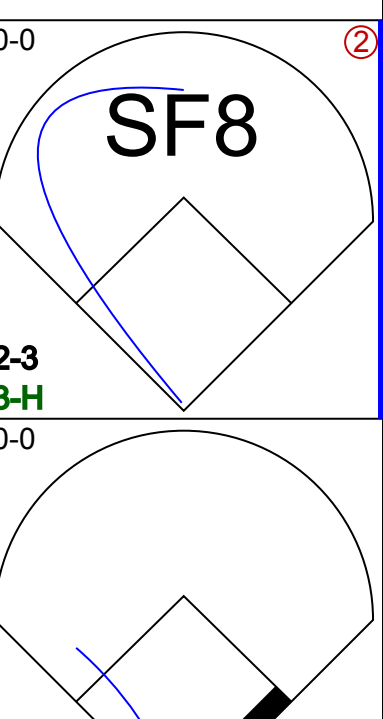
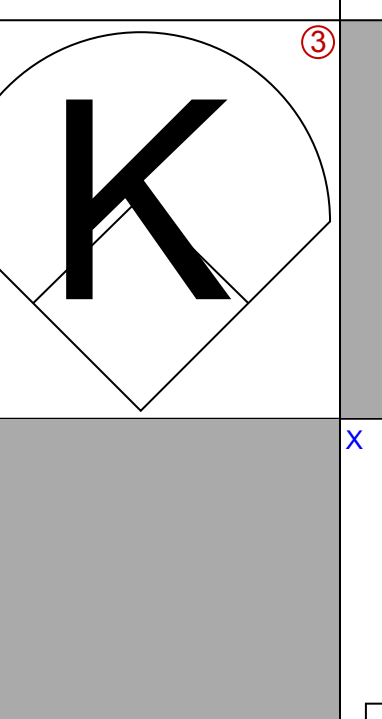
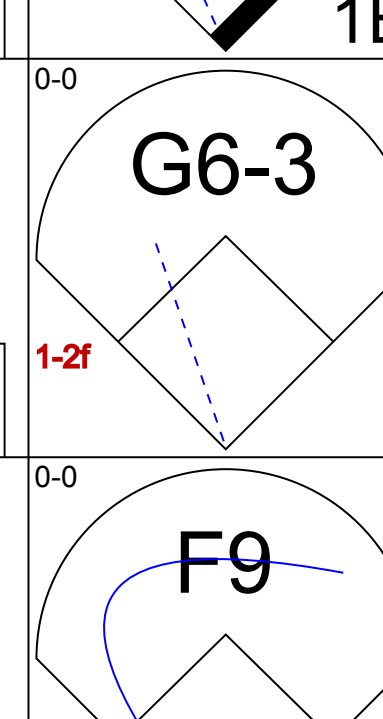
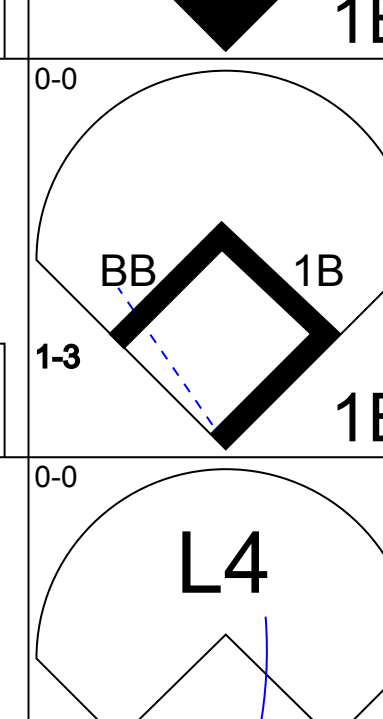
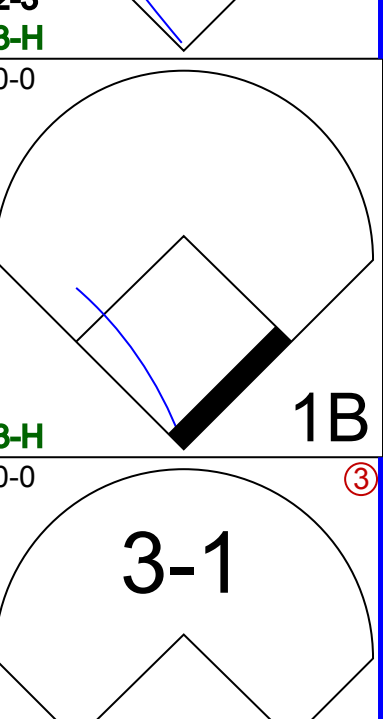
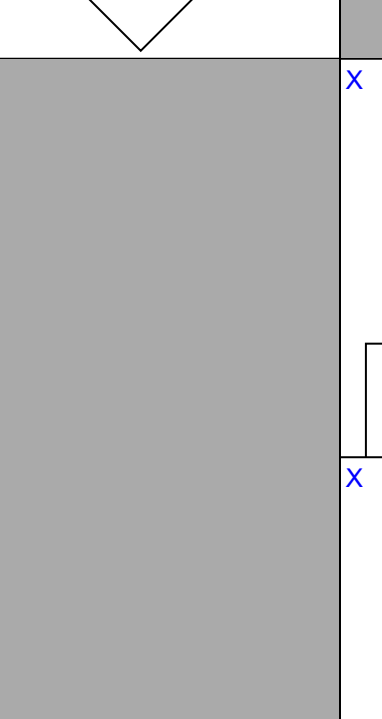
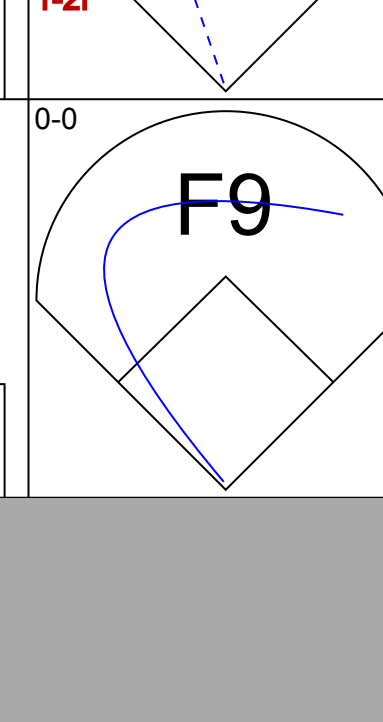
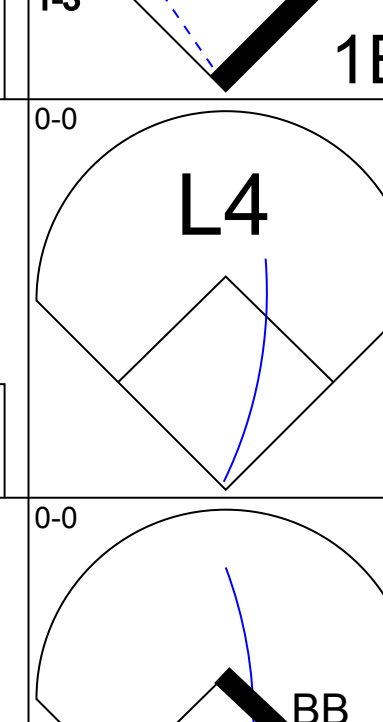
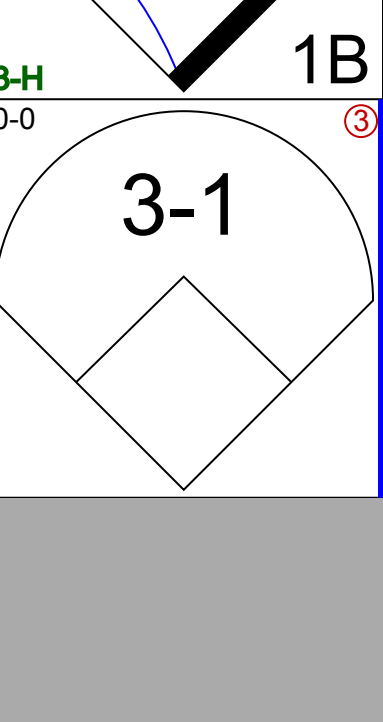
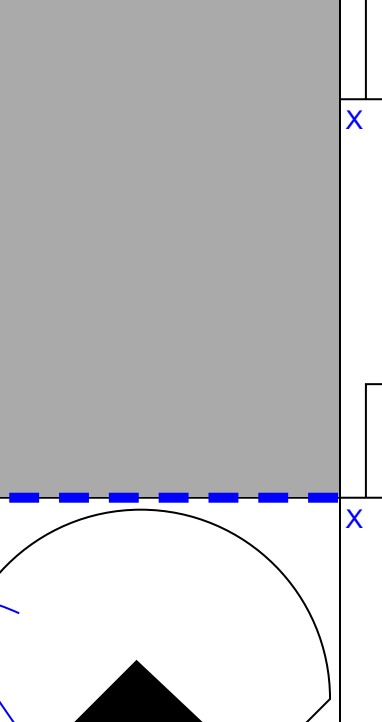

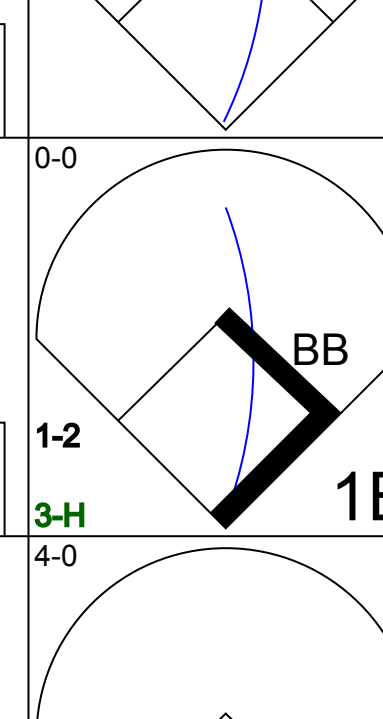

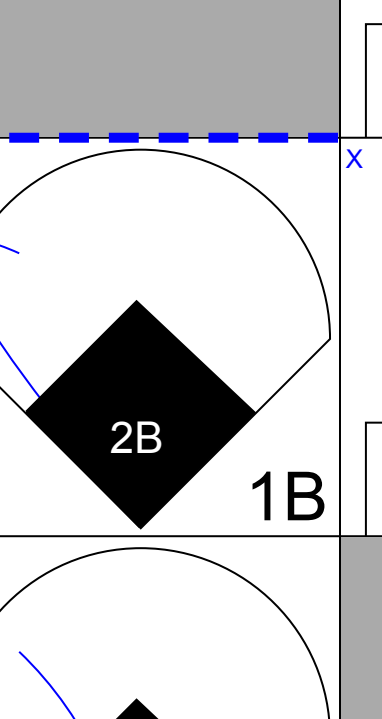

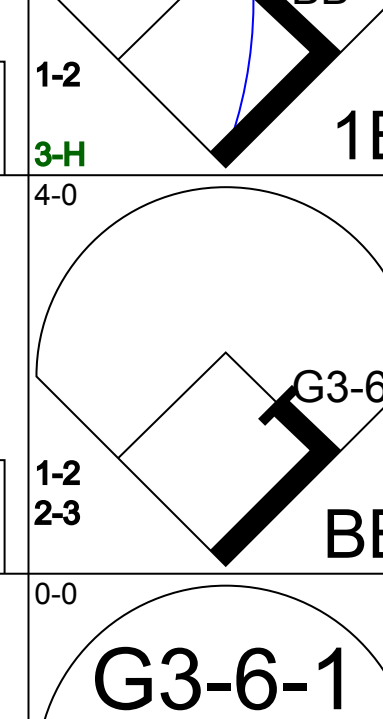

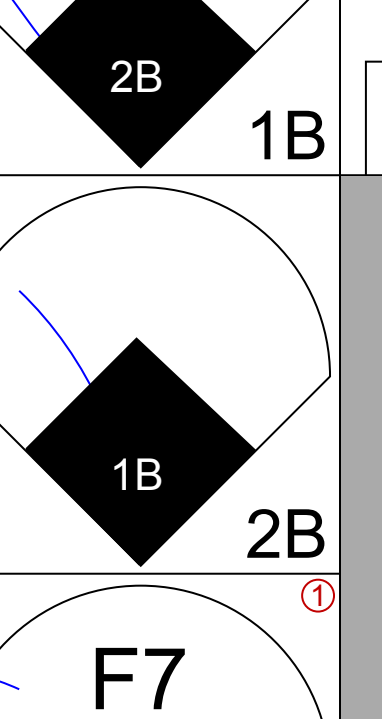
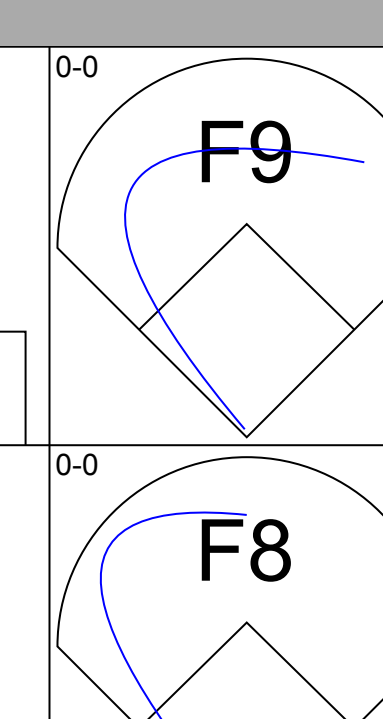
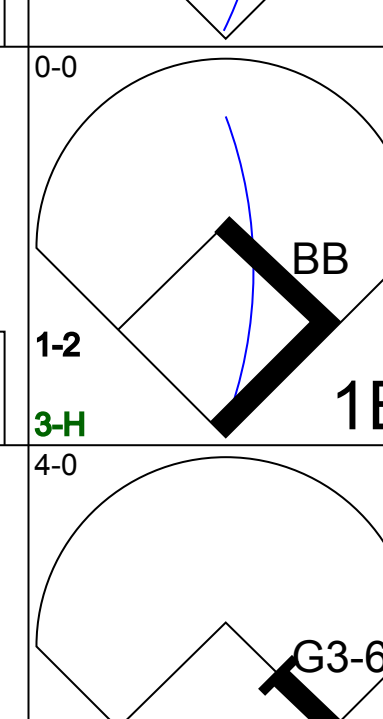
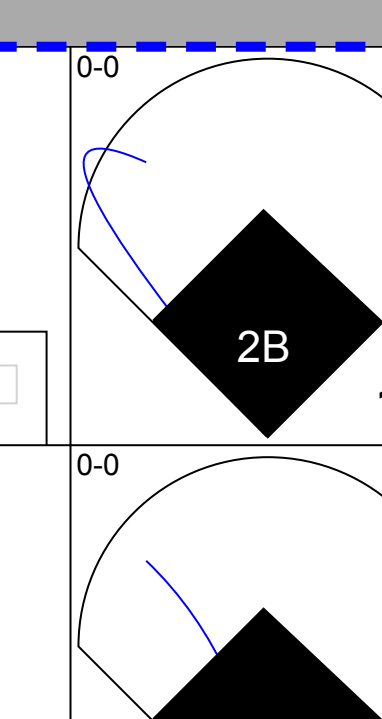
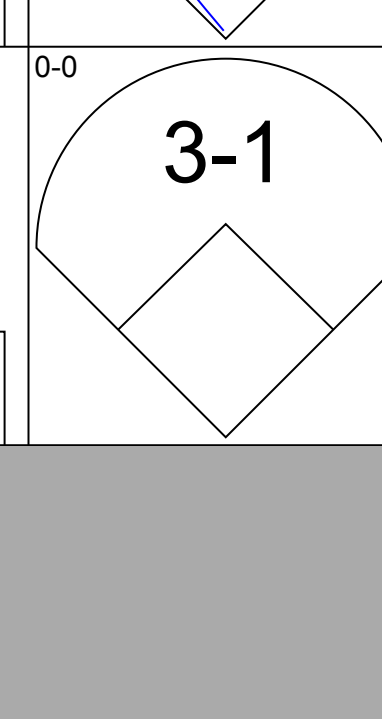
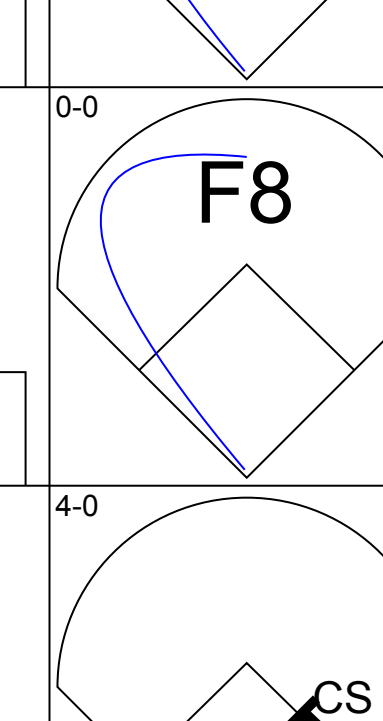
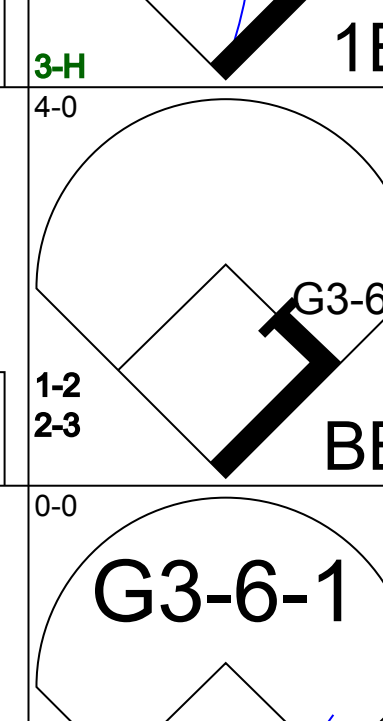
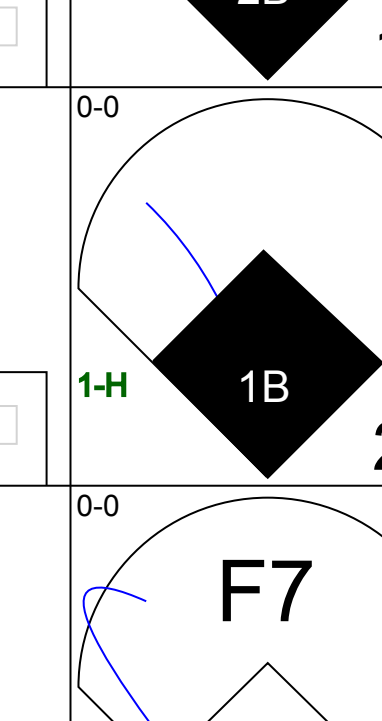
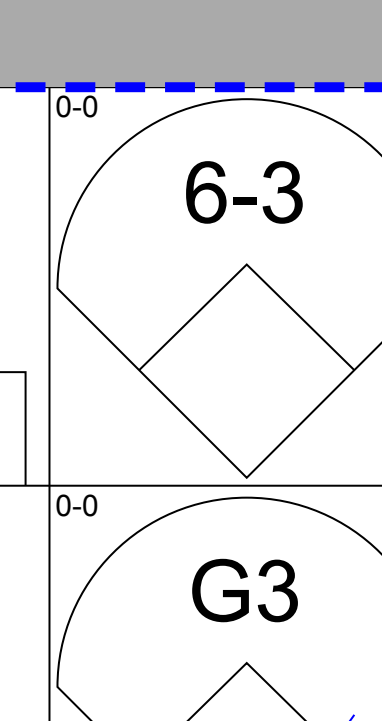
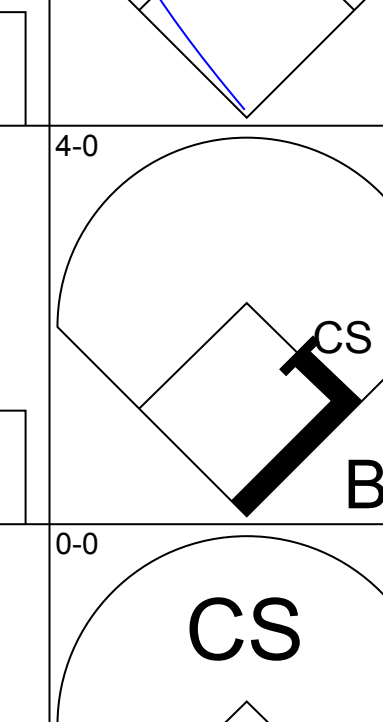
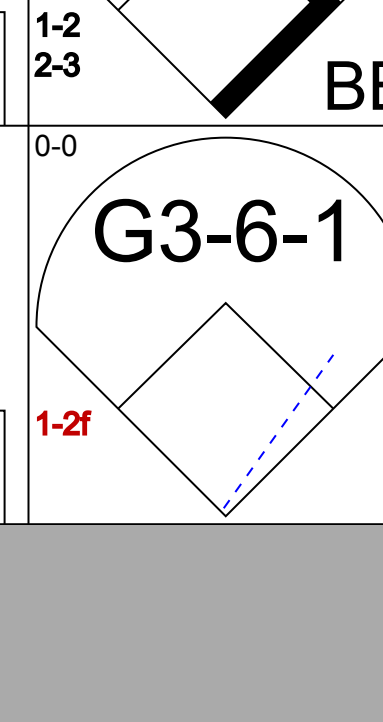
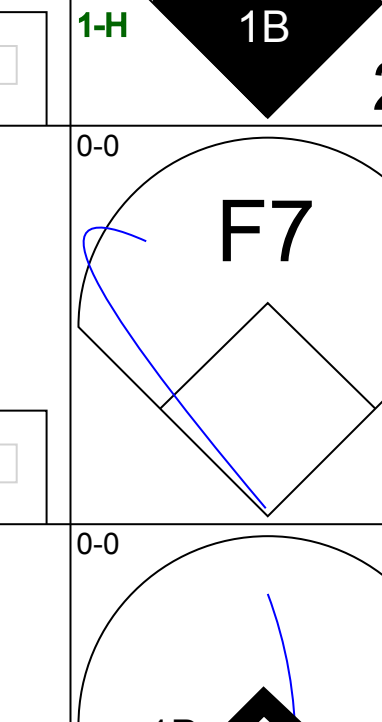
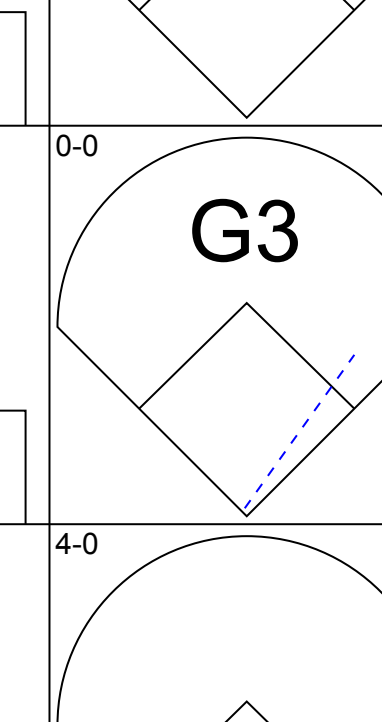
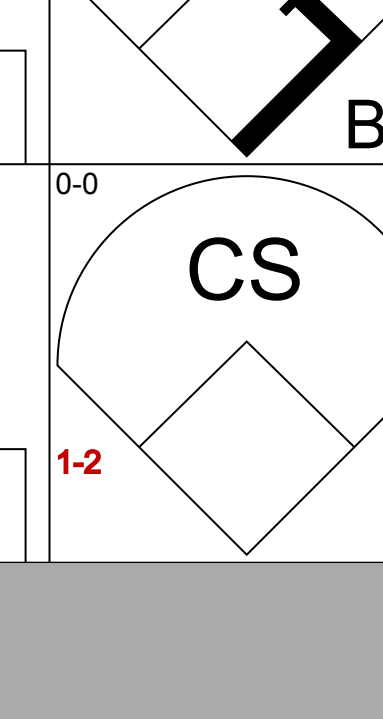
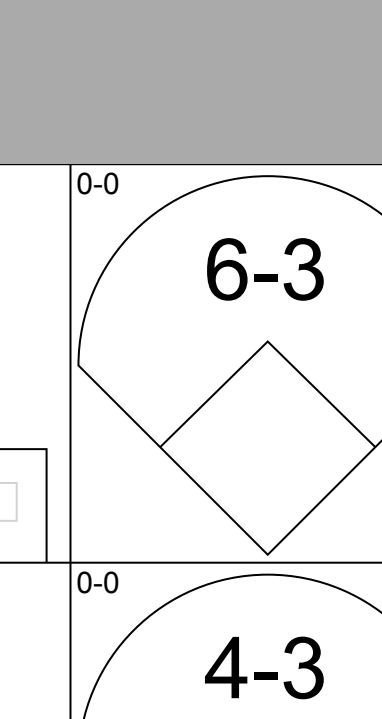
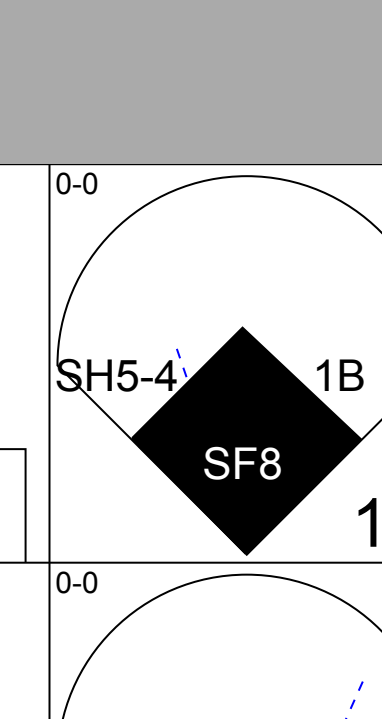
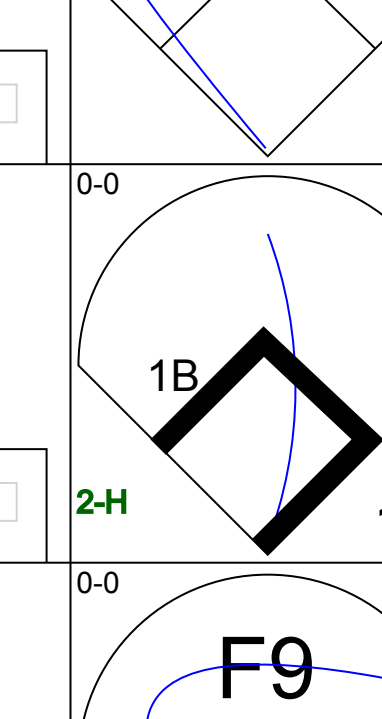

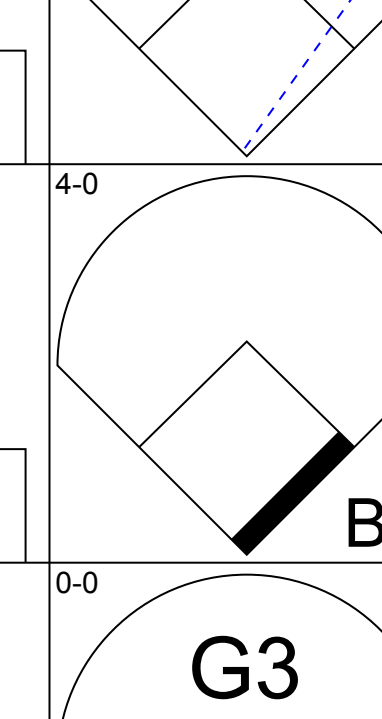
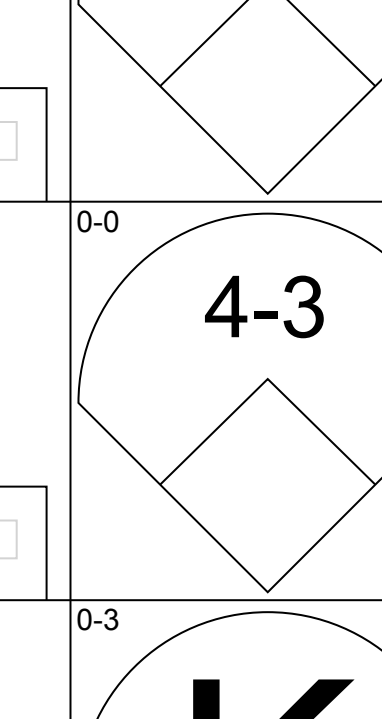
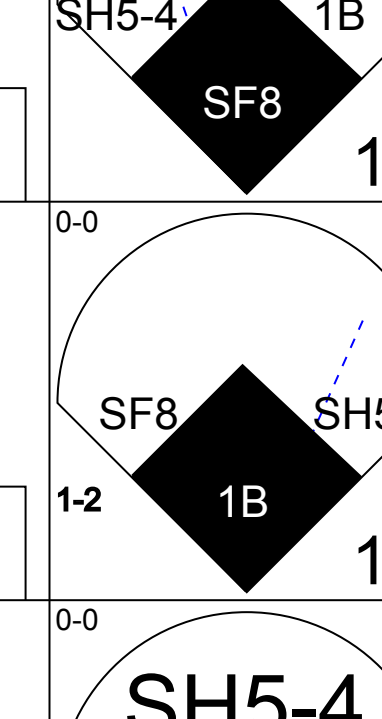
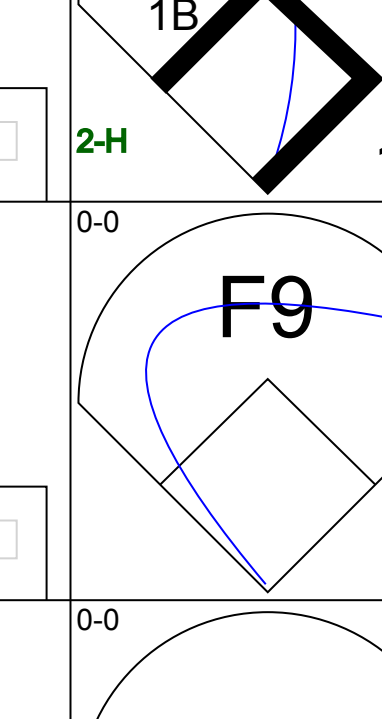
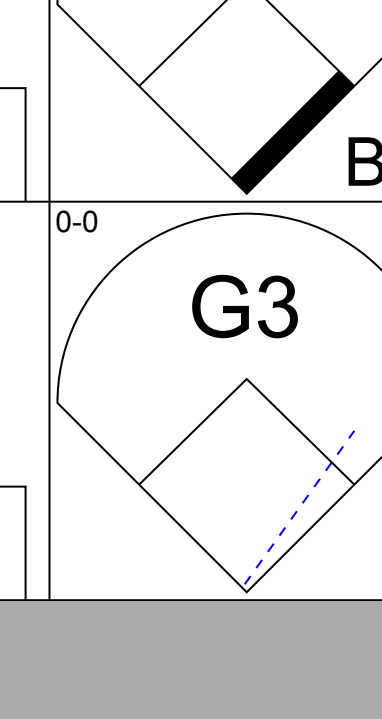
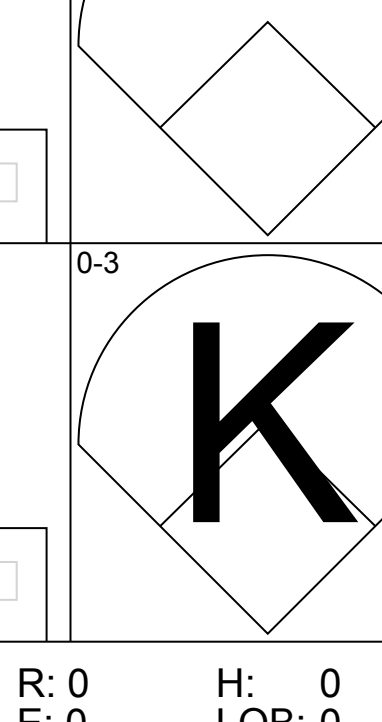
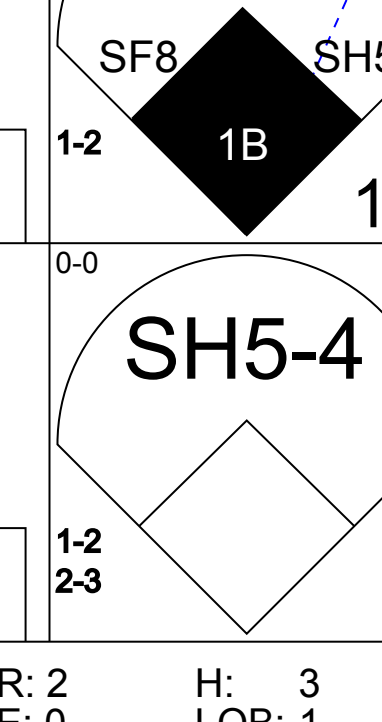
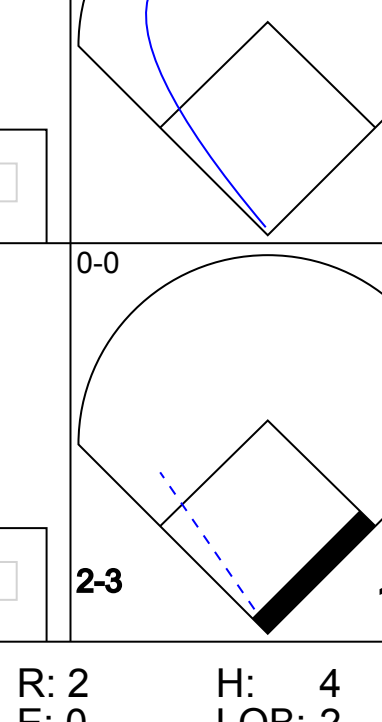

AB	32
R	5
H	8
RBI	5
BB	2
SO	6
LOB	12



Batter	1	2	3	4	5	6	7	8	9	AB	R	H	RBI	BB	SO	LOB	TOP		
Tim Raines, S (1.7) OBP: 0.422, SLG: 0.529										4	0	0	0	0	1	0	Montreal Expos @ Pittsburgh Pirates Three Rivers Stadium, Pittsburgh, PA Tue Sep 15 1987, 7:05 PM EDT Att: 5,852 - Unknown		
Mitch Webster, S (1.9) OBP: 0.394, SLG: 0.429										3	1	1	0	0	1	0			
Hubie Brooks, R (1.6) OBP: 0.290, SLG: 0.395										4	0	0	0	0	1	2			
Tim Wallach, R (1.5) OBP: 0.349, SLG: 0.522										4	0	0	0	0	0	1			
Andres Galarraga, R (1.3) OBP: 0.374, SLG: 0.483										4	0	1	0	0	2	1			
Tom Foley, L (1.4) OBP: 0.341, SLG: 0.470										3	0	0	0	0	0	1			
Mike Fitzgerald, R (1.2) OBP: 0.347, SLG: 0.333										3	0	1	0	0	1	0			
Herm Winningham, L (1.8) OBP: 0.305, SLG: 0.353										3	0	0	0	0	0	2			
Neal Heaton, L (1.1) OBP: 0.185, SLG: 0.188										1	0	0	0	0	0	0			
Jack Daugherty, S (6. PH) Randy St. Claire, R (6.1) Wallace Johnson, S (8. PH) Bob Sebra, R (8.1)										1	0	0	0	0	0	0			
										1	0	0	0	0	0	0			
										1	0	0	0	0	0	0			
										1	0	0	0	0	2	0			
										0	0	0	0	0	0	0			
Inning Stats	R: 0 E: 0 K: 1 S: 5	H: 0 LOB: 0 BB: 0 P: 5	R: 0 E: 0 K: 0 S: 3	H: 0 LOB: 0 BB: 0 P: 3	R: 0 E: 0 K: 0 S: 3	H: 0 LOB: 0 BB: 0 P: 3	R: 0 E: 0 K: 2 S: 7	H: 0 LOB: 0 BB: 0 P: 7	R: 0 E: 0 K: 1 S: 5	H: 0 LOB: 0 BB: 0 P: 5	R: 0 E: 0 K: 0 S: 4	H: 1 LOB: 1 BB: 0 P: 4	R: 0 E: 0 K: 0 S: 5	H: 2 LOB: 2 BB: 0 P: 5	R: 1 E: 1 K: 1 S: 6	H: 0 LOB: 1 BB: 0 P: 7	1B: 2 2B: 1 3B: 0 HR: 0	SF: 0 SAC: 0 DP: 0 HBP: 1	WP: 1 PA: 32
PITCHER Mike Bielecki, R (1.1) ERA: 2.57	IP: 9.0 WLS: W BF: 32 H: 3 R: 1 ER: 0 SO: 6 BB: 0 IBB: 0 HBP: 1 BLK: 0 WP: 1 HR: 0 S: 43 P: 44 ERA: 0.00 WHIP: 0.333											PITCHER IP: WLS: BF: H: R: ER: SO: BB: IBB: HBP: BLK: WP: HR: S: P: ERA: WHIP							

AB	31
R	1
H	3
RBI	0
BB	0
SO	6
LOB	9



Batter	1	2	3	4	5	6	7	8	9	AB	R	H	RBI	BB	SO	LOB	BOTTOM		
John Cangelosi, S (1.8) OBP: 0.446, SLG: 0.423										2	1	2	1	0	0	0	Montreal Expos @ Pittsburgh Pirates Three Rivers Stadium, Pittsburgh, PA Tue Sep 15 1987, 7:05 PM EDT Att: 5,852 - Unknown		
Barry Bonds, L (6. PH) OBP: 0.321, SLG: 0.474										1	0	0	0	0	1	2			
Jose Lind, R (1.4) OBP: 0.343, SLG: 0.433										4	0	2	1	0	0	1			
Terry Harper, R (1.7) OBP: 0.323, SLG: 0.404										3	0	0	0	0	0	3			
Andy Van Slyke, L (6.8) OBP: 0.352, SLG: 0.489										1	0	0	0	0	0	0			
Bobby Bonilla, S (1.5) OBP: 0.348, SLG: 0.485										4	1	2	0	0	0	0			
Darnell Coles, R (1.9) OBP: 0.272, SLG: 0.307										3	1	1	1	1	0	0			
Sid Bream, L (1.3) OBP: 0.340, SLG: 0.411										3	0	0	0	1	0	4			
Junior Ortiz, R (1.2) OBP: 0.314, SLG: 0.318										3	1	2	1	1	0	0			
Felix Fermin, R (1.6) OBP: 0.360, SLG: 0.304										4	1	1	0	0	0	2			
Mike Bielecki, R (1.1) OBP: 0.083, SLG: 0.083										2	0	1	0	0	1	0			
Inning Stats	R: 0 E: 0 K: 0 S: 3	H: 1 LOB: 0 BB: 0 P: 3	R: 0 E: 0 K: 0 S: 2	H: 0 LOB: 1 BB: 1 P: 6	R: 0 E: 0 K: 1 S: 5	H: 0 LOB: 0 BB: 0 P: 5	R: 1 E: 0 K: 0 S: 5	H: 3 LOB: 2 BB: 1 P: 9	R: 2 E: 0 K: 1 S: 9	H: 3 LOB: 1 BB: 0 P: 6	R: 0 E: 0 K: 1 S: 3	H: 0 LOB: 0 BB: 0 P: 3	R: 0 E: 0 K: 0 S: 3	H: 0 LOB: 1 BB: 1 P: 7	R: 0 E: 0 K: 0 S: 3	H: 0 LOB: 1 BB: 1 P: 7	1B: 10 2B: 1 3B: 0 HR: 0	SF: 1 SAC: 1 DP: 2 HBP: 0	WP: 0 PA: 36
PITCHER Neal Heaton, L (1.1) ERA: 4.64 Randy St. Claire, R (6.1) ERA: 4.37 Bob Sebra, R (8.1) ERA: 4.07	IP: 5.0 WLS: L BF: 21 H: 7 R: 3 ER: 2 SO: 3 BB: 2 IBB: 0 HBP: 0 BLK: 0 WP: 0 HR: 0 S: 21 P: 29 ERA: 5.40 WHIP: 1.800											PITCHER IP: WLS: BF: H: R: ER: SO: BB: IBB: HBP: BLK: WP: HR: S: P: ERA: WHIP							



Batter	1	2	3	4	5	6	7	8	9	AB	R	H	RBI	BB	SO	LOB	TOP			
Lenny Dykstra, L OBP: 0.348, SLG: 0.450 Doug Sisk, R (8, 1) Jesse Orosco, R (8, 1)	0-0 3-1		0-0 4-3		0-0 F8			0-0 L4-6		4	0	0	0	0	0	1				
Howard Johnson, S OBP: 0.375, SLG: 0.518	4-0 1B 1B BB		0-0 F7			0-3 K			0-0 F8	3	1	0	0	1	1	0				
Keith Hernandez, L OBP: 0.390, SLG: 0.448	0-0 1B 1-2 FC1-2 1B		0-0 1-3			0-3 K			0-3 K	4	0	1	0	0	2	0				
Darryl Strawberry, L OBP: 0.393, SLG: 0.581	0-0 FC1-2 1-3 2-H 1B			0-0 4-3					0-3 K	4	0	1	1	0	1	0				
Kevin McReynolds, R OBP: 0.322, SLG: 0.490	0-0 FC1-2			0-0 2B					0-0 B1-3	3	0	1	0	0	0	2				
Gary Carter, R OBP: 0.295, SLG: 0.397	0-0 L4			0-0 L7					0-3 K	3	0	0	0	0	1	3				
Dave Magadan, L OBP: 0.399, SLG: 0.464		0-0 4-3		0-3 K					0-0 3-1	3	0	0	0	0	1	1				
Tim Teufel, R OBP: 0.404, SLG: 0.535 Mookie Wilson, S OBP: 0.374, SLG: 0.474		0-3 K			0-3 K				0-0 L4-6 S 1B	2	0	0	0	0	2	0				
David Cone, L OBP: 0.111, SLG: 0.115 Randy Myers, L OBP: 0.286, SLG: 0.286 Lee Mazzilli, S OBP: 0.390, SLG: 0.419 Bill Almon, R OBP: 0.338, SLG: 0.309		0-0 G3			0-0 G3				0-0 F8	2	0	0	0	0	0	0				
Inning Stats	R: 1 E: 0 K: 0 S: 5	H: 2 LOB: 2 BB: 1 P: 9	R: 0 E: 0 K: 1 S: 5	H: 0 LOB: 0 BB: 0 P: 5	R: 0 E: 0 K: 1 S: 3	H: 0 LOB: 0 BB: 0 P: 3	R: 0 E: 0 K: 1 S: 6	H: 1 LOB: 1 BB: 0 P: 6	R: 0 E: 0 K: 3 S: 9	H: 0 LOB: 0 BB: 0 P: 9	R: 0 E: 0 K: 1 S: 5	H: 0 LOB: 0 BB: 0 P: 5	R: 0 E: 0 K: 0 S: 3	H: 1 LOB: 0 BB: 0 P: 3	R: 0 E: 0 K: 1 S: 5	H: 0 LOB: 0 BB: 0 P: 5	1B: 3 2B: 2 3B: 0 HR: 0	SF: 0 SAC: 0 DP: 1 HBP: 0	WP: 0 PB: 0 SB: 1 CS: 0	PA: 31
PITCHER Pascual Perez, R ERA: 2.03	IP: 9.0 WLS: W BF: 31 H: 4 R: 1 ER: 1 SO: 8 BB: 1 IBB: 0 HBP: 0 BLK: 0 WP: 0 HR: 0 S: 46 P: 50 ERA: 1.00 WHIP: 0.556																			

New York Mets @ Montreal Expos
Olympic Stadium, Montreal, QB
Thu Sep 17 1987, 7:05 PM EDT
Att: 24,806 - Unknown

AB 30
R 1
H 4
RBI 1
BB 1
SO 8
LOB 8



Batter	1	2	3	4	5	6	7	8	9	AB	R	H	RBI	BB	SO	LOB	BOTTOM			
Tim Raines, S OBP: 0.417, SLG: 0.521	0-0 5-3		0-0 4-3		0-3 K			0-0 F9		4	0	0	0	0	1	1				
Mitch Webster, S OBP: 0.362, SLG: 0.424	1-0 2B HBP		0-0 3-1			4-0 HR BB		0-0 6-3		2	2	0	0	1	0	0				
Hubie Brooks, R OBP: 0.295, SLG: 0.410	0-0 3-1 1-H 2B		0-0 F7			0-0 HR		0-0 1B BB HBP 1B		4	2	3	3	0	0	0				
Tim Wallach, R OBP: 0.348, SLG: 0.517	4-0 3-1 BB			0-0 F9		0-0 L7		4-0 HBP 1B BB G5-2-3 BB		2	0	0	0	2	0	0				
Andres Galarraga, R OBP: 0.374, SLG: 0.482	0-0 3-1 1-2 2-3			0-0 CS 1B				0-0 HBP 1B		4	0	3	0	0	0	2				
Tom Foley, L OBP: 0.333, SLG: 0.458 Vance Law, R OBP: 0.355, SLG: 0.440	0-0 F5			0-0 4-3 1-2				0-0 F8		3	0	0	0	0	1	4				
Mike Fitzgerald, R OBP: 0.353, SLG: 0.339		0-3 K			0-0 F8 2B			1-0 HBP		2	0	1	1	1	1	0				
Casey Candaele, S OBP: 0.335, SLG: 0.353 Herm Winstingham, L OBP: 0.305, SLG: 0.353 Reid Nichols, R OBP: 0.336, SLG: 0.444		0-0 4-3			0-0 F8 2-3			0-0 G5-2-3 HBP		3	0	0	0	0	0	3				
Pascual Perez, R OBP: 0.067, SLG: 0.067		0-0 L9			0-0 1-3			0-3 K		3	0	0	0	0	1	1				
Inning Stats	R: 1 E: 0 K: 0 S: 4	H: 1 LOB: 2 BB: 1 P: 9	R: 0 E: 0 K: 1 S: 5	H: 0 LOB: 0 BB: 0 P: 5	R: 0 E: 0 K: 0 S: 3	H: 0 LOB: 0 BB: 0 P: 3	R: 0 E: 0 K: 0 S: 3	H: 1 LOB: 0 BB: 0 P: 3	R: 0 E: 0 K: 1 S: 6	H: 1 LOB: 1 BB: 0 P: 6	R: 2 E: 0 K: 1 S: 7	H: 2 LOB: 2 BB: 2 P: 15	R: 0 E: 0 K: 1 S: 5	H: 0 LOB: 0 BB: 0 P: 5	R: 1 E: 0 K: 0 S: 4	H: 2 LOB: 2 BB: 1 P: 9	1B: 4 2B: 2 3B: 0 HR: 1	SF: 0 SAC: 0 DP: 1 HBP: 2	WP: 0 PB: 0 SB: 0 CS: 1	PA: 35
PITCHER David Cone, R ERA: 3.83 Randy Myers, L ERA: 3.86 Doug Sisk, R ERA: 3.42 Jesse Orosco, L ERA: 4.57	IP: 6.0 WLS: L BF: 26 H: 5 R: 3 ER: 3 SO: 3 BB: 3 IBB: 0 HBP: 1 BLK: 0 WP: 0 HR: 1 S: 28 P: 41 ERA: 4.50 WHIP: 1.333																			

New York Mets @ Montreal Expos
Olympic Stadium, Montreal, QB
Thu Sep 17 1987, 7:05 PM EDT
Att: 24,806 - Unknown

AB 29
R 4
H 7
RBI 4
BB 4
SO 4
LOB 17



Batter	1	2	3	4	5	6	7	8	9	AB	R	H	RBI	BB	SO	LOB	TOP				
Juan Samuel, R (1,4) OBP: 0.345, SLG: 0.514	5-3		4-3 2B		F7		SF7 3B		1-3	5	1	2	0	0	0	0					
Milt Thompson, L (1,8) OBP: 0.350, SLG: 0.432	F8		4-3				SF7			3	0	1	0	0	0	1					
Wally Ritchie, L (5,1) OBP: 0.250, SLG: 0.250									2B	0	0	0	0	0	0	0					
Greg Gross, L (7,PH) OBP: 0.365, SLG: 0.364									1B	0	0	0	1	0	0	0					
Todd Frohwrth, R (7,1)										0	0	0	0	0	0	0					
Darren Daulton, L (9,PH) OBP: 0.282, SLG: 0.301			2-3		1B		3-H 4-0		1B	1	1	1	0	0	0	0					
Von Hayes, L (1,3) OBP: 0.414, SLG: 0.483	G3		K		G3		S E BB		1B 2B	4	1	1	1	1	1	2					
Mike Schmidt, R (1,5) OBP: 0.392, SLG: 0.539			K		F9		E4 1-2		K	5	0	0	0	0	3	2					
Lance Parrish, R (1,2) OBP: 0.309, SLG: 0.387			1B 1B		F4		1B 1B		1B BB	4	0	2	0	1	1	2					
Keith Hughes, L (1,7) OBP: 0.361, SLG: 0.327			1B 1B		1B 1B		K 2-3		K BB	5	0	3	1	0	2	1					
Glenn Wilson, R (1,9) OBP: 0.310, SLG: 0.392			K		1B		2-3		FC6-4 1B	5	0	2	0	0	2	4					
Steve Jeltz, S (1,6) OBP: 0.322, SLG: 0.297			K		L6		1B		E6	4	0	0	0	0	2	6					
Bruce Ruffin, S (1,1) OBP: 0.061, SLG: 0.062										1	0	0	0	0	1	0					
Tom Newell, R (3,1)										0	0	0	0	0	0	0					
Freddie Toliver, R (4,1)			K		G3				5-3	0	0	0	0	0	0	0					
Jeff Stone, L (5,PH) OBP: 0.328, SLG: 0.373										3	0	0	0	0	1	1					
Inning Stats	R: 0 E: 0 K: 0 S: 3	H: 0 LOB: 0 BB: 0 P: 3	R: 0 E: 0 K: 3 S: 11	H: 2 LOB: 2 BB: 0 P: 11	R: 0 E: 0 K: 2 S: 8	H: 1 LOB: 1 BB: 0 P: 8	R: 0 E: 0 K: 0 S: 5	H: 2 LOB: 2 BB: 0 P: 5	R: 0 E: 0 K: 3 S: 11	H: 2 LOB: 2 BB: 0 P: 11	R: 1 E: 1 K: 2 S: 9	H: 1 LOB: 2 BB: 1 P: 13	R: 0 E: 1 K: 2 S: 8	H: 0 LOB: 1 BB: 0 P: 8	R: 2 E: 0 K: 1 S: 8	H: 3 LOB: 2 BB: 1 P: 12	1B: 9 2B: 2 3B: 1 HR: 0	SF: 1 SAC: 0 DP: 0 HBP: 0	WP: 0 PB: 0 SB: 1 CS: 0	PA: 43	
PITCHER	IP WLS BF H R ER SO BB IBB HBP BLK WP HR S P ERA WHIP	IP WLS BF H R ER SO BB IBB HBP BLK WP HR S P ERA WHIP	IP WLS BF H R ER SO BB IBB HBP BLK WP HR S P ERA WHIP	IP WLS BF H R ER SO BB IBB HBP BLK WP HR S P ERA WHIP	IP WLS BF H R ER SO BB IBB HBP BLK WP HR S P ERA WHIP	IP WLS BF H R ER SO BB IBB HBP BLK WP HR S P ERA WHIP	IP WLS BF H R ER SO BB IBB HBP BLK WP HR S P ERA WHIP	IP WLS BF H R ER SO BB IBB HBP BLK WP HR S P ERA WHIP	IP WLS BF H R ER SO BB IBB HBP BLK WP HR S P ERA WHIP	IP WLS BF H R ER SO BB IBB HBP BLK WP HR S P ERA WHIP	IP WLS BF H R ER SO BB IBB HBP BLK WP HR S P ERA WHIP	IP WLS BF H R ER SO BB IBB HBP BLK WP HR S P ERA WHIP	IP WLS BF H R ER SO BB IBB HBP BLK WP HR S P ERA WHIP	IP WLS BF H R ER SO BB IBB HBP BLK WP HR S P ERA WHIP	IP WLS BF H R ER SO BB IBB HBP BLK WP HR S P ERA WHIP	IP WLS BF H R ER SO BB IBB HBP BLK WP HR S P ERA WHIP	IP WLS BF H R ER SO BB IBB HBP BLK WP HR S P ERA WHIP	IP WLS BF H R ER SO BB IBB HBP BLK WP HR S P ERA WHIP	IP WLS BF H R ER SO BB IBB HBP BLK WP HR S P ERA WHIP	IP WLS BF H R ER SO BB IBB HBP BLK WP HR S P ERA WHIP	IP WLS BF H R ER SO BB IBB HBP BLK WP HR S P ERA WHIP

Philadelphia Phillies @ Montreal Expos
Olympic Stadium, Montreal, QB
Fri Sep 18 1987, 7:05 PM EDT
Att: 23,466 - Unknown

AB 40
R 3
H 12
RBI 3
BB 2
SO 13
LOB 19



Batter	1	2	3	4	5	6	7	8	9	AB	R	H	RBI	BB	SO	LOB	BOTTOM				
Tim Raines, S (1,7) OBP: 0.420, SLG: 0.522	1B 1B	4-3		S 3B BB		S BB FC5-2 1B		4-3		3	2	2	0	1	0	0					
Casey Candaele, S (8,7) OBP: 0.334, SLG: 0.352										1	0	0	0	0	0	0					
Mitch Webster, S (1,9) OBP: 0.364, SLG: 0.429	1B 1-2 FC5-4 1B	F8		1-H SF9 3B		FC5-2 S BB		K		4	2	2	1	1	1	0					
Hubie Brooks, R (1,6) OBP: 0.292, SLG: 0.407	K	1-3		SF9		FC5-2				3	0	0	1	0	1	4					
Tim Wallach, R (1,5) OBP: 0.349, SLG: 0.521	FC5-4 1-3 2-H 1B			SF7 3B		F4		K		4	1	2	1	0	1	2					
Andres Galarraga, R (1,3) OBP: 0.372, SLG: 0.479	FC5-4 1B BB 1-2 BB			SF7		K		3-1		3	1	0	2	0	1	1					
Reid Nichols, R (1,8) OBP: 0.345, SLG: 0.449	BB 1B 1-2 BB									1	0	1	0	1	0	0					
Herm Winningham, L (3,FR) OBP: 0.307, SLG: 0.354				1B						2	0	1	0	0	1	0					
Vance Law, R (1,4) OBP: 0.357, SLG: 0.439	BB 1-2 2-3 1B			F9		K		G6-4-3 BB		3	0	1	0	1	1	1					
Mike Fitzgerald, R (1,2) OBP: 0.355, SLG: 0.336	FC4-8 1-2 2-3 3-H BB							G6-4-3		2	0	0	1	2	1	2					
Bryn Smith, R (1,1) OBP: 0.159, SLG: 0.220	FC4-6									2	0	0	0	0	1	5					
Nelson Santovenia, R (6,PH)										1	0	0	0	0	0	0					
Andy McGaffigan, R (7,1)										1	0	0	0	0	0	0					
Tim Burke, R (9,1)	1-2			K		L7		L3		0	0	0	0	0	0	0					
Inning Stats	R: 3 E: 0 K: 1 S: 9	H: 4 LOB: 3 BB: 2 P: 17	R: 0 E: 0 K: 0 S: 3	H: 0 LOB: 0 BB: 0 P: 3	R: 1 E: 0 K: 1 S: 7	H: 2 LOB: 1 BB: 1 P: 11	R: 2 E: 0 K: 1 S: 6	H: 1 LOB: 0 BB: 1 P: 10	R: 0 E: 0 K: 3 S: 9	H: 0 LOB: 0 BB: 0 P: 9	R: 0 E: 0 K: 1 S: 6	H: 1 LOB: 1 BB: 1 P: 10	R: 0 E: 0 K: 0 S: 3	H: 1 LOB: 1 BB: 1 P: 7	R: 0 E: 0 K: 1 S: 5	H: 0 LOB: 0 BB: 0 P: 5	1B: 7 2B: 0 3B: 2 HR: 0	SF: 2 SAC: 0 DP: 1 HBP: 0	WP: 0 PB: 0 SB: 5 CS: 0	PA: 38	
PITCHER	IP WLS BF H R ER SO BB IBB HBP BLK WP HR S P ERA WHIP	IP WLS BF H R ER SO BB IBB HBP BLK WP HR S P ERA WHIP	IP WLS BF H R ER SO BB IBB HBP BLK WP HR S P ERA WHIP	IP WLS BF H R ER SO BB IBB HBP BLK WP HR S P ERA WHIP	IP WLS BF H R ER SO BB IBB HBP BLK WP HR S P ERA WHIP	IP WLS BF H R ER SO BB IBB HBP BLK WP HR S P ERA WHIP	IP WLS BF H R ER SO BB IBB HBP BLK WP HR S P ERA WHIP	IP WLS BF H R ER SO BB IBB HBP BLK WP HR S P ERA WHIP	IP WLS BF H R ER SO BB IBB HBP BLK WP HR S P ERA WHIP	IP WLS BF H R ER SO BB IBB HBP BLK WP HR S P ERA WHIP	IP WLS BF H R ER SO BB IBB HBP BLK WP HR S P ERA WHIP	IP WLS BF H R ER SO BB IBB HBP BLK WP HR S P ERA WHIP	IP WLS BF H R ER SO BB IBB HBP BLK WP HR S P ERA WHIP	IP WLS BF H R ER SO BB IBB HBP BLK WP HR S P ERA WHIP	IP WLS BF H R ER SO BB IBB HBP BLK WP HR S P ERA WHIP	IP WLS BF H R ER SO BB IBB HBP BLK WP HR S P ERA WHIP	IP WLS BF H R ER SO BB IBB HBP BLK WP HR S P ERA WHIP	IP WLS BF H R ER SO BB IBB HBP BLK WP HR S P ERA WHIP	IP WLS BF H R ER SO BB IBB HBP BLK WP HR S P ERA WHIP	IP WLS BF H R ER SO BB IBB HBP BLK WP HR S P ERA WHIP	IP WLS BF H R ER SO BB IBB HBP BLK WP HR S P ERA WHIP

Philadelphia Phillies @ Montreal Expos
Olympic Stadium, Montreal, QB
Fri Sep 18 1987, 7:05 PM EDT
Att: 23,466 - Unknown

AB 30
R 6
H 9
RBI 6
BB 6
SO 8
LOB 15



Batter	1	2	3	4	5	6	7	8	9	AB	R	H	RBI	BB	SO	LOB	TOP					
Juan Samuel, R (1,4) OBP: 0.347, SLG: 0.523 Luis Aguayo, R (8,PH) OBP: 0.277, SLG: 0.406	0-0 3B		0-0 G6-4-3			0-0 HR		0-3 K		3	1	2	1	0	0	1						
Milt Thompson, L (1,8) OBP: 0.352, SLG: 0.437	0-0 1-3			0-0 HR		0-0 2B		0-0 F7		4	1	2	0	0	0	1						
Keith Hughes, L (1,9) OBP: 0.338, SLG: 0.305	0-0 G3			0-0 F9		0-0 F6		0-0 L9		4	0	0	0	0	0	3						
Mike Schmidt, R (1,5) OBP: 0.391, SLG: 0.537 Rick Schu, R (4,5) OBP: 0.326, SLG: 0.458	0-3 K			0-0 6-3		0-3 K		0-0 3B 2B		2	0	0	0	0	1	2						
Von Hayes, L (1,3) OBP: 0.413, SLG: 0.487		0-0 F8		0-0 2H HR		0-0 F7		0-3 K		4	1	1	2	0	1	2						
Chris James, R (1,7) OBP: 0.336, SLG: 0.538		0-3 K		0-3 K			0-0 F5		0-0 2H 3B	4	0	1	1	0	2	0						
Darren Daulton, L (1,2) OBP: 0.273, SLG: 0.290		0-0 4-3			0-0 F7		0-0 L7		0-0 2H F7	4	0	0	0	0	0	1						
Steve Jeltz, S (1,6) OBP: 0.322, SLG: 0.297 Ken Jackson, R (8,6) OBP: 0.333, SLG: 0.375				0-0 FC4 1B		0-0 L7		0-0 4-3		3	0	1	0	0	0	0						
Shane Rawley, R (1,1) OBP: 0.171, SLG: 0.220 Michael Jackson, R (2,1) OBP: 0.167, SLG: 0.116 Ron Kosewicz, S (5,PH) OBP: 0.303, SLG: 0.280 Todd Frohwirth, R (5,1) OBP: 0.303, SLG: 0.280 Freddie Toliver, R (7,1) OBP: 0.303, SLG: 0.280 Greg Gross, L (8,PH) OBP: 0.303, SLG: 0.280 Kent Tekulve, R (8,1) OBP: 0.303, SLG: 0.280				0-0 FC4 1-2 G6-4-3		0-0 L7		0-3 K		0	0	0	0	0	0	0						
Inning Stats	R: 0 E: 0 K: 1 S: 6	H: 1 LOB: 1 BB: 0 P: 6	R: 0 E: 0 K: 1 S: 5	H: 0 LOB: 0 BB: 0 P: 5	R: 0 E: 0 K: 0 S: 3	H: 1 LOB: 0 BB: 0 P: 3	R: 2 E: 0 K: 1 S: 7	H: 2 LOB: 0 BB: 0 P: 7	R: 0 E: 0 K: 0 S: 3	H: 0 LOB: 0 BB: 0 P: 3	R: 1 E: 0 K: 2 S: 7	H: 2 LOB: 1 BB: 0 P: 7	R: 0 E: 0 K: 0 S: 3	H: 0 LOB: 0 BB: 0 P: 3	R: 0 E: 0 K: 2 S: 7	H: 0 LOB: 0 BB: 0 P: 7	R: 1 E: 0 K: 1 S: 7	H: 2 LOB: 1 BB: 0 P: 7	1B: 1 2B: 3 3B: 2 HR: 2	SF: 0 SAC: 0 DP: 1 HBP: 0	WP: 0 PB: 0 SB: 0 CS: 0	PA: 34
PITCHER	IP WLS BF H R ER SO BB IBB HBP BLK WP HR S P ERA WHIP																					
Dennis Martinez, R (1,1) ERA: 3.46	5.0 W 20 6 3 3 3 0 0 0 0 0 2 26 26 5.40 1.200																					
Jeff Parrett, R (6,1) ERA: 4.21	4.0 S 14 2 1 1 4 0 0 0 0 0 0 0 22 22 2.25 0.500																					

Philadelphia Phillies @ Montreal Expos
Olympic Stadium, Montreal, QB
Sat Sep 19 1987, 7:05 PM EDT
Att: 33,072 - Unknown

AB 34
R 4
H 8
RBI 4
BB 0
SO 7
LOB 12



Batter	1	2	3	4	5	6	7	8	9	AB	R	H	RBI	BB	SO	LOB	BOTTOM			
Tim Raines, S (1,7) OBP: 0.423, SLG: 0.529				0-0 6-3		0-0 1B		4-0 HR BB		3	3	2	3	1	0	0				
Mitch Webster, S (1,9) OBP: 0.363, SLG: 0.433	SH1-3			0-0 F4		0-3 K		0-0 1H 3H HR		4	1	1	3	0	1	1				
Hubie Brooks, R (1,6) OBP: 0.391, SLG: 0.412 Tom Foley, L (9,6) OBP: 0.333, SLG: 0.458	0-0 6-3	0-0 6-3		0-0 HR		0-0 6-3		0-0 5-3		5	1	1	1	0	0	1				
Tim Wallach, R (1,5) OBP: 0.350, SLG: 0.522 Casey Candaele, S (9,4) OBP: 0.334, SLG: 0.352	0-0 2B	0-3 K		0-0 F9		0-0 1B				4	1	2	1	0	1	0				
Andres Galarraga, R (1,3) OBP: 0.371, SLG: 0.476	4-0 2B	0-0 F3			0-0 6-3		0-3 K			3	1	0	0	1	1	1				
Reid Nichols, R (1,8) OBP: 0.354, SLG: 0.461 Herm Winningham, L (5,PH) OBP: 0.308, SLG: 0.354	4-0 2B			0-0 G5-3		0-0 G1-6-3		0-0 L8		1	1	1	0	1	0	0				
Vance Law, R (1,4) OBP: 0.358, SLG: 0.440	0-0 1B			4-0 G5-3		0-0 G1-6-3		0-0 4-3		3	1	1	2	1	0	1				
Mike Fitzgerald, R (1,2) OBP: 0.357, SLG: 0.336	4-0 1B			0-0 G5-3		0-0 L4		0-0 E8		3	2	1	0	1	0	2				
Dennis Martinez, R (1,1) OBP: 0.133, SLG: 0.071 Jeff Parrett, R (6,1) OBP: 0.303, SLG: 0.280	0-0 HR			0-3 K		0-3 K		0-0 G1		2	1	1	2	0	1	1				
Inning Stats	R: 8 E: 0 K: 0 S: 7	H: 4 LOB: 0 BB: 3 P: 20	R: 0 E: 0 K: 1 S: 5	H: 0 LOB: 0 BB: 0 P: 5	R: 0 E: 0 K: 1 S: 5	H: 1 LOB: 1 BB: 1 P: 9	R: 1 E: 0 K: 0 S: 4	H: 1 LOB: 0 BB: 0 P: 4	R: 0 E: 0 K: 0 S: 3	H: 1 LOB: 0 BB: 0 P: 3	R: 0 E: 0 K: 2 S: 8	H: 1 LOB: 1 BB: 0 P: 8	R: 0 E: 0 K: 1 S: 6	H: 1 LOB: 1 BB: 0 P: 6	R: 3 E: 1 K: 0 S: 5	H: 2 LOB: 0 BB: 1 P: 9	1B: 5 2B: 3 3B: 0 HR: 3	SF: 0 SAC: 1 DP: 2 HBP: 1	WP: 0 PB: 0 SB: 0 CS: 0	PA: 39
PITCHER	IP WLS BF H R ER SO BB IBB HBP BLK WP HR S P ERA WHIP																			
Shane Rawley, L (1,1) ERA: 4.27	1.0 L 11 4 8 8 0 2 1 0 0 0 0 1 14 18 3.00 1.000																			
Michael Jackson, R (2,1) ERA: 4.03	3.0 11 2 1 1 2 1 0 0 0 0 0 1 14 18 3.00 1.000																			
Todd Frohwirth, R (5,1) ERA:	2.0 7 2 0 0 2 0 0 0 0 0 0 0 11 11 0.00 1.000																			
Freddie Toliver, R (7,1) ERA: 6.26	1.0 4 1 0 0 1 0 0 0 0 0 0 0 6 6 0.00 1.000																			
Kent Tekulve, R (8,1) ERA: 3.31	1.0 6 2 3 3 0 1 0 0 0 0 0 1 5 9 27.00 3.000																			

Philadelphia Phillies @ Montreal Expos
Olympic Stadium, Montreal, QB
Sat Sep 19 1987, 7:05 PM EDT
Att: 33,072 - Unknown

AB 32
R 12
H 11
RBI 12
BB 5
SO 5
LOB 9



Batter	1	2	3	4	5	6	7	8	9	AB	R	H	RBI	BB	SO	LOB	TOP				
Juan Samuel, R OBP: 0.344, SLG: 0.519 (1, 4)	L8		F8		K		5-3		FC6-2 FC1-2	5	0	0	0	0	1	3					
Von Hayes, L OBP: 0.414, SLG: 0.492 (1, 8) (8, 9)	L6-4 2B		BB		2B			F9	FC1-2	5	0	3	0	0	0	3					
Rick Schu, R OBP: 0.323, SLG: 0.450 (1, 3)	L6-4 2-3		F9		6-3			HR	P3	5	1	1	0	0	0	6					
Mike Schmidt, R OBP: 0.392, SLG: 0.541 (1, 5)		L7			6-3			HR		3	1	1	2	1	0	1					
Lance Parrish, R OBP: 0.309, SLG: 0.384 (1, 2)		BB		5-3		K		K		3	0	0	0	1	2	2					
Glenn Wilson, R OBP: 0.308, SLG: 0.389 Steve Bedrosian, R (8, 1)		F8		6-3		6-3		K		4	0	0	0	0	1	1					
Chris James, R OBP: 0.338, SLG: 0.538 (1, 7)		5-3			1B					4	0	2	0	0	1	1					
Luis Aguayo, R OBP: 0.279, SLG: 0.423 Jeff Stone, L OBP: 0.326, SLG: 0.370 Steve Jeltz, S OBP: 0.322, SLG: 0.297 (7, PH) (7, 6)			HR		F4		K		SH FC6-2 FC1-2	2	1	1	1	0	0	1					
Kevin Gross, R OBP: 0.203, SLG: 0.246 Milt Thompson, L OBP: 0.351, SLG: 0.436 (8, 8)			HR		K		F8		FC3 FC1-2 FC6-2	3	1	1	1	0	1	1					
Inning Stats	R: 0 E: 0 K: 1 S: 3	H: 1 LOB: 0 BB: 0 P: 3	R: 0 E: 0 K: 0 S: 3	H: 0 LOB: 1 BB: 1 P: 7	R: 2 E: 0 K: 0 S: 6	H: 3 LOB: 2 BB: 1 P: 10	R: 0 E: 0 K: 1 S: 6	H: 1 LOB: 1 BB: 0 P: 6	R: 0 E: 0 K: 2 S: 7	H: 0 LOB: 0 BB: 0 P: 7	R: 0 E: 0 K: 1 S: 5	H: 0 LOB: 0 BB: 0 P: 5	R: 2 E: 0 K: 2 S: 9	H: 2 LOB: 2 BB: 0 P: 9	R: 0 E: 0 K: 0 S: 6	H: 1 LOB: 3 BB: 0 P: 6	1B: 4 2B: 3 3B: 0 HR: 3	SF: 0 SAC: 1 DP: 1 HBP: 0	WP: 1 PB: 0 SB: 0 CS: 0	PA: 39	
PITCHER	IP	WLS	BF	H	R	ER	SO	BB	IBB	HBP	BLK	WP	HR	S	P	ERA	WHIP				
Neal Heaton, L ERA: 4.61 (1, 1)	5.0	L	22	6	2	2	2	2	0	0	0	0	2	24	32	3.60	1.600				
Randy St. Claire, R ERA: 4.45 (6, 1)	3.0		11	2	2	2	5	0	0	0	0	0	1	21	21	6.00	0.667				
Andy McGaffigan, R ERA: 2.42 (9, 1)	1.0		6	1	0	0	0	0	0	0	0	1	0	6	6	0.00	1.000				

Philadelphia Phillies @ Montreal Expos
Olympic Stadium, Montreal, QB
Sun Sep 20 1987, 3:33 AM EDT
Att: 35,082 - Unknown

AB 36
R 4
H 9
RBI 4
BB 2
SO 7
LOB 21



Batter	1	2	3	4	5	6	7	8	9	AB	R	H	RBI	BB	SO	LOB	BOTTOM				
Tim Raines, S OBP: 0.426, SLG: 0.530 (1, 7)	K									3	0	2	0	1	1	0					
Mitch Webster, S OBP: 0.361, SLG: 0.430 (1, 9)	F9		K			K		F9		4	0	0	0	0	2	4					
Hubie Brooks, R OBP: 0.288, SLG: 0.408 (1, 6)	4-3		F6			L7		K		4	0	0	0	0	1	4					
Tim Wallach, R OBP: 0.349, SLG: 0.526 (1, 5)		HR			K			K		4	1	1	1	0	2	1					
Andres Galarraga, R OBP: 0.368, SLG: 0.472 (1, 3)		F5			K			F7		4	0	0	0	0	1	0					
Tom Foley, L OBP: 0.336, SLG: 0.457 (1, 4)		CS BB			CS 1B			F8		3	0	1	0	1	0	0					
Mike Fitzgerald, R OBP: 0.356, SLG: 0.333 (1, 2)	K				CS					2	0	0	0	1	1	1					
Casey Candaele, S OBP: 0.332, SLG: 0.349 (1, 8)			4-3			F7		F8		3	0	0	0	0	0	1					
Neal Heaton, L OBP: 0.197, SLG: 0.200 Jack Daugherty, S (6, PH) Randy St. Claire, R OBP: 0.333, SLG: 0.333 Wallace Johnson, S OBP: 0.277, SLG: 0.342 Andy McGaffigan, R (9, 1)						F5		F7		1	0	1	0	0	0	0					
Inning Stats	R: 0 E: 0 K: 1 S: 5	H: 0 LOB: 0 BB: 0 P: 5	R: 1 E: 0 K: 1 S: 5	H: 1 LOB: 0 BB: 1 P: 9	R: 0 E: 0 K: 1 S: 7	H: 2 LOB: 2 BB: 0 P: 7	R: 0 E: 0 K: 2 S: 7	H: 1 LOB: 0 BB: 0 P: 7	R: 0 E: 0 K: 2 S: 3	H: 0 LOB: 0 BB: 0 P: 3	R: 0 E: 0 K: 2 S: 7	H: 0 LOB: 1 BB: 1 P: 11	R: 0 E: 0 K: 0 S: 3	H: 1 LOB: 1 BB: 1 P: 7	R: 0 E: 0 K: 1 S: 6	H: 0 LOB: 0 BB: 0 P: 3	1B: 4 2B: 0 3B: 0 HR: 1	SF: 0 SAC: 0 DP: 0 HBP: 0	WP: 0 PB: 0 SB: 2 CS: 2	PA: 34	
PITCHER	IP	WLS	BF	H	R	ER	SO	BB	IBB	HBP	BLK	WP	HR	S	P	ERA	WHIP				
Kevin Gross, R ERA: 4.34 (1, 1)	1.2	S	5	0	0	0	1	0	0	0	0	0	0	7	7	0.00	0.000				
Steve Bedrosian, R ERA: 2.79 (8, 1)																					

Philadelphia Phillies @ Montreal Expos
Olympic Stadium, Montreal, QB
Sun Sep 20 1987, 3:33 AM EDT
Att: 35,082 - Unknown

AB 30
R 1
H 5
RBI 1
BB 3
SO 8
LOB 11



Batter	1	2	3	4	5	6	7	8	9	AB	R	H	RBI	BB	SO	LOB	TOP								
Barry Bonds, L (1, 7) OBP: 0.323, SLG: 0.483										5	2	2	0	0	1	2									
Jose Lind, R (1, 4) OBP: 0.384, SLG: 0.467										3	1	2	1	1	0	0									
Andy Van Slyke, L (1, 8) OBP: 0.349, SLG: 0.487										5	0	2	1	0	1	2									
Bobby Bonilla, S (1, 5) OBP: 0.348, SLG: 0.478										5	0	1	1	0	1	5									
Sid Bream, L (1, 3) OBP: 0.338, SLG: 0.408										4	1	2	1	1	2	3									
Darnell Coles, R (1, 9) OBP: 0.278, SLG: 0.325										5	0	1	1	0	2	4									
Mackey Sasser, L (1, 2) OBP: 0.222, SLG: 0.222										5	0	0	0	0	0	3									
Felix Fermin, R (1, 6) OBP: 0.432, SLG: 0.359										3	1	3	0	1	0	0									
Doug Drabek, R (1, 1) OBP: 0.140, SLG: 0.113										3	0	0	0	0	1	4									
Jeff Robinson, R (8, 1) OBP: 0.150, SLG: 0.300										0	0	0	0	0	0	0									
Inning Stats	R: 1 E: 0 K: 3 S: 11	H: 2 LOB: 2 BB: 1 P: 15	R: 0 E: 0 K: 1 S: 6	H: 1 LOB: 1 BB: 0 P: 6	R: 2 E: 0 K: 1 S: 8	H: 3 LOB: 1 BB: 0 P: 8	R: 1 E: 1 K: 1 S: 8	H: 3 LOB: 2 BB: 1 P: 8	R: 0 E: 0 K: 1 S: 4	H: 1 LOB: 2 BB: 1 P: 8	R: 1 E: 0 K: 1 S: 7	H: 2 LOB: 1 BB: 0 P: 7	R: 0 E: 0 K: 1 S: 6	H: 1 LOB: 1 BB: 0 P: 6	R: 0 E: 0 K: 0 S: 3	H: 0 LOB: 0 BB: 0 P: 3	R: 0 E: 0 K: 0 S: 3	H: 0 LOB: 1 BB: 1 P: 7	1B: 10 2B: 3 3B: 0 HR: 0	SF: 0 SAC: 2 DP: 0 HBP: 0	WP: 0 PB: 0 SB: 2 CS: 0	PA: 43			
PITCHER	IP	WLS	BF	H	R	ER	SO	BB	IBB	HBP	BLK	WP	HR	S	P	ERA	WHIP								
Bob Sebra, R (1, 1) ERA: 4.31	3.2	L	21	9	4	4	6	1	0	0	0	0	0	32	36	9.82	2.727								
Joe Hesketh, L (4, 1) ERA: 3.27	1.1		6	1	0	0	0	0	1	0	0	0	0	5	9	0.00	0.750								
Bob McClure, L (6, 1) ERA: 3.6	2.0		9	3	1	1	2	0	0	0	0	0	0	13	13	4.50	1.500								
Andy McGaffigan, R (8, 1) ERA: 2.37	2.0		7	0	0	0	0	1	0	0	0	0	0	6	10	0.00	0.500								

Pittsburgh Pirates @ Montreal Expos
Olympic Stadium, Montreal, QB
Mon Sep 21 1987, 7:05 PM EDT
Att: 13,206 - Unknown

AB 38
R 5
H 13
RBI 5
BB 3
SO 8
LOB 23



Batter	1	2	3	4	5	6	7	8	9	AB	R	H	RBI	BB	SO	LOB	BOTTOM								
Tim Raines, S (1, 7) OBP: 0.424, SLG: 0.528										4	1	1	0	0	0	0									
Casey Candaele, S (1, 9) OBP: 0.329, SLG: 0.346										4	0	0	0	0	1	1									
Hubie Brooks, R (1, 6) OBP: 0.290, SLG: 0.410										3	0	1	1	1	0	0									
Tim Wallach, R (1, 5) OBP: 0.347, SLG: 0.522										4	0	0	0	0	2	2									
Andres Galarraga, R (1, 3) OBP: 0.367, SLG: 0.471										4	1	1	0	0	1	1									
Tom Foley, L (1, 4) OBP: 0.331, SLG: 0.450										4	0	0	0	0	1	1									
Herm Winningham, L (1, 8) OBP: 0.311, SLG: 0.361										3	0	2	1	0	1	0									
Jeff Reed, L (1, 2) OBP: 0.248, SLG: 0.274										2	0	0	0	0	1	1									
Mitch Webster, S (7, PH) OBP: 0.360, SLG: 0.429										1	0	0	0	0	1	1									
Andy McGaffigan, R (8, 1) OBP: 0.150, SLG: 0.300										0	0	0	0	0	0	0									
Bob Sebra, R (1, 1) OBP: 0.173, SLG: 0.160										1	0	0	0	0	0	0									
Joe Hesketh, R (4, 1) OBP: 0.384, SLG: 0.467										0	0	0	0	0	0	0									
Jack Daugherty, S (5, PH) OBP: 0.349, SLG: 0.487										1	0	0	0	0	1	1									
Bob McClure, R (6, 1) OBP: 0.348, SLG: 0.478										0	0	0	0	0	0	0									
Mike Fitzgerald, R (7, PH) OBP: 0.150, SLG: 0.300										1	0	0	0	0	0	1									
Inning Stats	R: 0 E: 0 K: 0 S: 3	H: 0 LOB: 0 BB: 0 P: 3	R: 0 E: 0 K: 2 S: 7	H: 0 LOB: 0 BB: 0 P: 7	R: 0 E: 0 K: 2 S: 7	H: 0 LOB: 0 BB: 0 P: 7	R: 1 E: 0 K: 0 S: 5	H: 2 LOB: 1 BB: 0 P: 5	R: 0 E: 0 K: 1 S: 5	H: 1 LOB: 1 BB: 0 P: 6	R: 1 E: 0 K: 1 S: 5	H: 2 LOB: 1 BB: 1 P: 9	R: 0 E: 0 K: 1 S: 5	H: 0 LOB: 0 BB: 0 P: 5	R: 0 E: 0 K: 0 S: 3	H: 0 LOB: 0 BB: 0 P: 3	R: 0 E: 0 K: 0 S: 3	H: 0 LOB: 0 BB: 0 P: 3	1B: 3 2B: 2 3B: 0 HR: 0	SF: 0 SAC: 0 DP: 0 HBP: 0	WP: 0 PB: 0 SB: 0 CS: 0	PA: 33			
PITCHER	IP	WLS	BF	H	R	ER	SO	BB	IBB	HBP	BLK	WP	HR	S	P	ERA	WHIP								
Doug Drabek, R (1, 1) ERA: 4.01	7.0	W	27	5	2	2	8	1	0	0	0	0	0	42	46	2.57	0.857								
Jeff Robinson, R (8, 1) ERA: 2.9	2.0	S	6	0	0	0	1	0	0	0	0	0	0	8	8	0.00	0.000								

Pittsburgh Pirates @ Montreal Expos
Olympic Stadium, Montreal, QB
Mon Sep 21 1987, 7:05 PM EDT
Att: 13,206 - Unknown

AB 32
R 2
H 5
RBI 2
BB 1
SO 9
LOB 9



Batter	1	2	3	4	5	6	7	8	9	AB	R	H	RBI	BB	SO	LOB	TOP								
John Cangelosi, S (1, 9) OBP: 0.436, SLG: 0.420 Darnell Coles, R (8, 9) OBP: 0.278, SLG: 0.325	4-0 FC4-6 BB		0-0 4-3		1-0 G6-4-3 HBP			0-0 SH3-4 HR 1B		2	1	1	0	1	0	0									
Jose Lind, R (1, 4) OBP: 0.373, SLG: 0.453	0-3 K		0-0 F7		0-0 G6-4-3			0-0 SH3-4		3	0	0	0	0	0	1	3								
Andy Van Slyke, L (1, 8) OBP: 0.350, SLG: 0.492	0-0 FC4-6 1B			0-0 4-3		0-0 G3-6-3 1B		0-0 HR		4	1	2	2	0	0	1									
Bobby Bonilla, S (1, 5) OBP: 0.347, SLG: 0.476	0-0 1B			0-3 K		0-0 G3-6-3 1B		0-0 4-3		4	0	1	0	0	1	1									
Sid Bream, L (1, 3) OBP: 0.339, SLG: 0.408	0-0 F8			0-0 1B		0-0 1B		0-0 F6		4	0	2	0	0	0	2									
Barry Bonds, L (1, 7) OBP: 0.323, SLG: 0.481		0-0 F8		0-0 1B		0-0 L3			0-0 F7	4	0	1	0	0	0	1									
Tom Prince, R (1, 2) Mackey Sasser, L (7, PH) OBP: 0.211, SLG: 0.211		0-0 F7			0-0 5-3		0-0 4-3		0-0 5-3	2	0	0	0	0	0	0	AB 32								
Mike Diaz, R (9, PH) OBP: 0.341, SLG: 0.523										1	0	0	0	0	0	0	R 3								
Al Pedrique, R (1, 6) OBP: 0.347, SLG: 0.359		0-0 5-3			0-0 2B 1B		0-0 6-3		0-3 K	4	1	1	0	0	1	0	H 9								
Mike Dunne, R (1, 1) OBP: 0.182, SLG: 0.140 Jim Gott, R (8, 1) OBP: 0.091, SLG: 0.364			0-3 K		0-0 2B		0-3 K			3	0	1	1	0	2	0	RBI 3								
										0	0	0	0	0	0	0	BB 1								
Inning Stats	R: 0 E: 0 K: 1 S: 6	H: 1 LOB: 2 BB: 1 P: 10	R: 0 E: 0 K: 0 S: 3	H: 0 LOB: 0 BB: 0 P: 3	R: 0 E: 0 K: 1 S: 5	H: 0 LOB: 0 BB: 0 P: 5	R: 0 E: 0 K: 1 S: 6	H: 2 LOB: 1 BB: 0 P: 6	R: 1 E: 0 K: 0 S: 4	H: 2 LOB: 1 BB: 0 P: 5	R: 0 E: 0 K: 0 S: 4	H: 0 LOB: 0 BB: 0 P: 5	R: 0 E: 0 K: 1 S: 5	H: 0 LOB: 0 BB: 0 P: 5	R: 2 E: 0 K: 0 S: 5	H: 2 LOB: 0 BB: 0 P: 5	R: 0 E: 0 K: 1 S: 5	H: 0 LOB: 0 BB: 0 P: 5	1B: 7 2B: 1 3B: 0 HR: 1	SF: 0 SAC: 1 DP: 2 HBP: 1	WP: 0 PB: 0 SB: 0 CS: 0	PA: 35			
PITCHER	IP	WLS	BF	H	R	ER	SO	BB	IBB	HBP	BLK	WP	HR	S	P	ERA	WHIP								
Pascual Perez, R (1, 1) ERA: 2.24	8.0	W	32	9	3	3	4	1	0	1	0	0	1	38	43	3.38	1.250								
Bob McClure, L (9, 1) ERA: 3.58	0.1		1	0	0	0	0	0	0	0	0	0	0	1	1	0.00	0.000								
Tim Burke, R (9, 1) ERA: 1.18	0.2	S	2	0	0	0	1	0	0	0	0	0	0	4	4	0.00	0.000								

Pittsburgh Pirates @ Montreal Expos
Olympic Stadium, Montreal, QB
Tue Sep 22 1987, 7:05 PM EDT
Att: 16,407 - Unknown

AB 32
R 3
H 9
RBI 3
BB 1
SO 5
LOB 8



Batter	1	2	3	4	5	6	7	8	9	AB	R	H	RBI	BB	SO	LOB	BOTTOM								
Tim Raines, S (1, 7) OBP: 0.423, SLG: 0.525	0-0 4-3		4-0 BB 1B BB		0-0 1-3		0-0 4-3			3	1	0	0	1	0	0									
Mitch Webster, S (1, 9) OBP: 0.363, SLG: 0.436	0-3 K		4-0 1B 1-2 BB		0-0 HR			0-0 1B 1B		3	2	2	1	1	1	0									
Hubie Brooks, R (1, 6) OBP: 0.295, SLG: 0.413	0-0 FC6-4 1B		0-0 1-3 2-H 1B		0-0 5-3			0-0 1B 5-3 1B		4	1	3	1	0	0	0									
Tim Wallach, R (1, 5) OBP: 0.346, SLG: 0.520	0-0 FC6-4		0-0 L5			0-0 F8		0-0 4-3 5-3 1B		4	0	1	1	0	0	3									
Andres Galarraga, R (1, 3) OBP: 0.366, SLG: 0.471		0-0 F8		0-0 1-3		0-0 FC6-5 2B		0-0 5-3		4	0	1	1	0	0	1									
Herm Winningham, L (1, 8) OBP: 0.310, SLG: 0.357		0-0 G3		4-0 FC1-5-6 S BB		0-0 FC6-5		0-0 4-3		3	0	0	0	1	0	2									
Vance Law, R (1, 4) OBP: 0.357, SLG: 0.437 Bob McClure, R (9, 1) Tim Burke, R (9, 1)		0-0 F8		0-0 FC1-5-6-1		0-0 F7		4-0 BB		3	0	0	0	1	0	2	AB 31								
Mike Fitzgerald, R (1, 2) OBP: 0.351, SLG: 0.327			0-0 5-3		0-0 F8			0-0 5-3		0	0	0	0	0	0	0	R 4								
Pascual Perez, R (1, 1) OBP: 0.056, SLG: 0.056 Casey Candaele, S (9, 4) OBP: 0.329, SLG: 0.346			0-0 5-3		0-0 5-3			0-0 4-3		0	0	0	0	0	0	0	H 7								
Inning Stats	R: 0 E: 0 K: 1 S: 6	H: 1 LOB: 1 BB: 0 P: 6	R: 0 E: 0 K: 0 S: 3	H: 0 LOB: 0 BB: 0 P: 3	R: 1 E: 0 K: 0 S: 4	H: 1 LOB: 2 BB: 2 P: 12	R: 0 E: 0 K: 0 S: 3	H: 0 LOB: 1 BB: 1 P: 7	R: 1 E: 0 K: 0 S: 4	H: 1 LOB: 0 BB: 0 P: 4	R: 0 E: 0 K: 0 S: 4	H: 0 LOB: 0 BB: 0 P: 4	R: 0 E: 0 K: 0 S: 3	H: 0 LOB: 0 BB: 0 P: 3	R: 2 E: 0 K: 0 S: 6	H: 3 LOB: 2 BB: 1 P: 10	R: 0 E: 0 K: 1 S: 5	H: 0 LOB: 0 BB: 0 P: 5	1B: 5 2B: 1 3B: 0 HR: 1	SF: 0 SAC: 0 DP: 0 HBP: 0	WP: 0 PB: 0 SB: 2 CS: 0	PA: 35			
PITCHER	IP	WLS	BF	H	R	ER	SO	BB	IBB	HBP	BLK	WP	HR	S	P	ERA	WHIP								
Mike Dunne, R (1, 1) ERA: 2.79	7.0	L	29	5	3	3	1	3	0	0	0	0	0	28	40	3.86	1.143								
Jim Gott, R (8, 1) ERA: 3.44	1.0		6	2	1	1	0	1	0	0	0	0	0	5	9	9.00	3.000								

Pittsburgh Pirates @ Montreal Expos
Olympic Stadium, Montreal, QB
Tue Sep 22 1987, 7:05 PM EDT
Att: 16,407 - Unknown

AB 31
R 4
H 7
RBI 4
BB 4
SO 1
LOB 11



Batter	1	2	3	4	5	6	7	8	9	AB	R	H	RBI	BB	SO	LOB	TOP					
Tim Raines, S (1,7) OBP: 0.428, SLG: 0.535										4	2	4	0	1	0	0	Montreal Expos @ New York Mets Shea Stadium, Flushing, NY Wed Sep 23 1987, 7:05 PM EDT Att: 41,050 - Unknown					
Mitch Webster, S (1,9) OBP: 0.362, SLG: 0.434										4	0	1	1	0	3	4						
Hubie Brooks, R (1,6) OBP: 0.297, SLG: 0.415										3	0	2	2	0	0	2						
Tim Wallach, R (1,5) OBP: 0.344, SLG: 0.516										4	0	0	0	0	3	4						
Andres Galarraga, R (1,3) OBP: 0.366, SLG: 0.468										3	0	0	0	1	2	2						
Reid Nichols, R (1,8) OBP: 0.347, SLG: 0.450										3	0	0	0	0	0	1						
Herm Winningham, L (8, PH) OBP: 0.309, SLG: 0.356										0	0	0	0	0	0	0						
Dave Engle, R (8, PH) OBP: 0.266, SLG: 0.321										1	0	0	0	0	1	1						
Casey Candaele, S (8, 8) OBP: 0.329, SLG: 0.346										0	0	0	0	0	0	0						
Vance Law, R (1,4) OBP: 0.356, SLG: 0.435										4	0	1	0	0	1	1						
Tom Romano, R (9, PR)										0	0	0	0	0	0	0						
Mike Fitzgerald, R (1,2) OBP: 0.349, SLG: 0.323										3	1	0	0	1	1	1						
Bryn Smith, R (1,1) OBP: 0.156, SLG: 0.214										1	0	0	0	0	0	1						
Jeff Parrett, R (6, 1)										0	0	0	0	0	0	0						
Tom Foley, L (7, PH) OBP: 0.330, SLG: 0.448										1	0	0	0	0	0	0						
Joe Hesketh, R (7, 1)										0	0	0	0	0	0	0						
Wallace Johnson, S (9, PH) OBP: 0.274, SLG: 0.338										1	0	0	0	0	0	1						
Inning Stats	R: 1 E: 0 K: 3 S: 11	H: 2 LOB: 1 BB: 0 P: 11	R: 0 E: 1 K: 0 S: 4	H: 0 LOB: 1 BB: 0 P: 4	R: 1 E: 0 K: 0 S: 4	H: 1 LOB: 0 BB: 0 P: 4	R: 0 E: 0 K: 2 S: 7	H: 0 LOB: 0 BB: 0 P: 7	R: 1 E: 0 K: 1 S: 7	H: 2 LOB: 2 BB: 1 P: 11	R: 0 E: 0 K: 0 S: 2	H: 0 LOB: 1 BB: 1 P: 6	R: 0 E: 0 K: 1 S: 6	H: 1 LOB: 1 BB: 0 P: 6	R: 0 E: 0 K: 2 S: 8	H: 1 LOB: 1 BB: 0 P: 8	R: 0 E: 0 K: 2 S: 8	H: 1 LOB: 2 BB: 1 P: 12	1B: 6 2B: 1 3B: 1 HR: 0	SF: 1 SAC: 2 DP: 0 HBP: 0	WP: 1 PB: 0 SB: 1 CS: 2	PA: 38
PITCHER	IP WLS BF H R ER SO BB IBB HBP BLK WP HR S P ERA WHIP																					
John Candelaria, L (1,1) ERA: 5.01	6.0 W 25 5 3 3 6 2 0 0 0 0 0 0 35 43 4.50 1.167																					
Terry Leach, R (7,1) ERA: 3.39	1.2 7 2 0 0 2 0 0 0 0 0 0 0 11 11 0.00 1.200																					
Randy Myers, L (8,1) ERA: 3.76	0.1 1 0 0 0 1 0 0 0 0 0 0 0 3 3 0.00 0.000																					
Roger McDowell, R (9,1) ERA: 4.16	1.0 S 5 1 0 0 2 1 0 0 0 1 0 8 12 0.00 2.000																					

AB	32
R	3
H	8
RBI	3
BB	3
SO	11
LOB	18



Batter	1	2	3	4	5	6	7	8	9	AB	R	H	RBI	BB	SO	LOB	BOTTOM			
Lenny Dykstra, L (1,8) OBP: 0.349, SLG: 0.456										4	0	0	0	0	0	1	Montreal Expos @ New York Mets Shea Stadium, Flushing, NY Wed Sep 23 1987, 7:05 PM EDT Att: 41,050 - Unknown			
Howard Johnson, S (1,5) OBP: 0.372, SLG: 0.516										4	0	0	0	0	0	1				
Keith Hernandez, L (1,3) OBP: 0.385, SLG: 0.441										4	1	1	0	0	1	0				
Darryl Strawberry, L (1,9) OBP: 0.399, SLG: 0.588										4	2	2	0	0	0	0				
Kevin McReynolds, R (1,7) OBP: 0.317, SLG: 0.484										4	1	1	1	0	0	1				
Roger McDowell, R (9,1) OBP: 0.266, SLG: 0.308										0	0	0	0	0	0	0				
Gary Carter, R (1,2) OBP: 0.301, SLG: 0.404										4	0	4	3	0	0	0				
Tim Teufel, R (1,4) OBP: 0.396, SLG: 0.545										3	0	0	0	1	2	3				
Rafael Santana, R (1,6) OBP: 0.305, SLG: 0.354										3	0	0	0	0	0	2				
John Candelaria, L (1,1) OBP: 0.333, SLG: 0.333										2	0	1	0	0	0	0				
Dave Magadan, L (6, PH) OBP: 0.395, SLG: 0.457										1	0	0	0	0	0	2				
Terry Leach, R (7,1) OBP: 0.114, SLG: 0.061										0	0	0	0	0	0	0				
Randy Myers, L (8,1) OBP: 0.286, SLG: 0.286										0	0	0	0	0	0	0				
Mookie Wilson, S (9,7) OBP: 0.362, SLG: 0.465										0	0	0	0	0	0	0				
Inning Stats	R: 0 E: 0 K: 0 S: 3	H: 0 LOB: 0 BB: 0 P: 3	R: 0 E: 0 K: 1 S: 6	H: 1 LOB: 1 BB: 0 P: 6	R: 0 E: 0 K: 0 S: 4	H: 1 LOB: 1 BB: 0 P: 4	R: 1 E: 0 K: 1 S: 7	H: 2 LOB: 1 BB: 0 P: 7	R: 0 E: 0 K: 0 S: 3	H: 0 LOB: 0 BB: 0 P: 3	R: 3 E: 0 K: 0 S: 7	H: 4 LOB: 2 BB: 1 P: 11	R: 0 E: 0 K: 1 S: 5	H: 0 LOB: 0 BB: 0 P: 5	R: 0 E: 0 K: 0 S: 4	H: 1 LOB: 1 BB: 0 P: 4	1B: 8 2B: 1 3B: 0 HR: 0	SF: 0 SAC: 0 DP: 0 HBP: 0	WP: 1 PB: 0 SB: 1 CS: 0	PA: 34
PITCHER	IP WLS BF H R ER SO BB IBB HBP BLK WP HR S P ERA WHIP																			
Bryn Smith, R (1,1) ERA: 4.36	5.1 L 23 7 4 4 2 0 0 0 0 0 0 0 27 27 6.75 1.312																			
Jeff Parrett, R (6,1) ERA: 4.17	0.2 4 1 0 0 0 1 0 0 0 0 1 0 3 7 0.00 3.000																			
Joe Hesketh, L (7,1) ERA: 3.0	2.0 7 1 0 0 1 0 0 0 0 0 0 0 9 9 0.00 0.500																			

AB	33
R	4
H	9
RBI	4
BB	1
SO	3
LOB	10



Batter	1	2	3	4	5	6	7	8	9	AB	R	H	RBI	BB	SO	LOB	TOP					
Tim Raines, S OBP: 0.426, SLG: 0.530 (1, 7)	1-3		HBP		F8	F7		K		4	0	0	0	0	1	2	Montreal Expos @ New York Mets Shea Stadium, Flushing, NY Thu Sep 24 1987, 7:05 PM EDT Att: 40,555 - Unknown					
Mitch Webster, S OBP: 0.394, SLG: 0.435 (1, 9)	1B		F9		WP 2B BB	1B		F8		4	1	2	1	1	0	2						
Hubie Brooks, R OBP: 0.296, SLG: 0.415 (1, 6)	K		F2		WP 1-H HR 2B	G3		K		5	1	1	1	0	2	3						
Tim Wallach, R OBP: 0.343, SLG: 0.514 (1, 5)	F6		F5		F9		K	G6-3 1B		5	0	1	0	0	1	3						
Andres Galarraga, R OBP: 0.368, SLG: 0.474 (1, 3)	1B S BB		FC3-6 1B		2-H HR		K	G6-3 1-2		4	1	2	2	1	1	1						
Tom Foley, L OBP: 0.332, SLG: 0.449 (1, 4)	K		FC3-6 1B SF9		1B					4	1	2	0	0	1	2						
Herm Winningham, L OBP: 0.311, SLG: 0.358 (1, 8)	1B		1B		L6		K			4	0	2	0	0	1	2						
Jeff Reed, L OBP: 0.248, SLG: 0.275 (1, 2)	K		SF9		1B			6-3		3	1	1	1	0	1	2						
Dennis Martinez, R Jack Dugan, S Andy McGaffigan, R Reid Nichols, R Tim Burke, R Bob McClure, R Randy St. Claire, R OBP: 0.333, SLG: 0.333 (1, 1) (5, PH) (6, PH) (8, PH) (9, 1) (9, 1)	K		F8		SH1-3 1B			2B		2	0	0	0	0	1	3						
Inning Stats	R: 0 E: 0 K: 1 S: 6	H: 1 LOB: 1 BB: 0 P: 6	R: 0 E: 0 K: 3 S: 10	H: 1 LOB: 2 BB: 1 P: 14	R: 0 E: 0 K: 0 S: 3	H: 0 LOB: 1 BB: 0 P: 4	R: 1 E: 0 K: 0 S: 5	H: 2 LOB: 1 BB: 0 P: 5	R: 3 E: 0 K: 0 S: 6	H: 3 LOB: 1 BB: 1 P: 10	R: 0 E: 0 K: 3 S: 10	H: 1 LOB: 1 BB: 0 P: 10	R: 0 E: 0 K: 1 S: 6	H: 1 LOB: 1 BB: 0 P: 6	R: 0 E: 0 K: 1 S: 5	H: 1 LOB: 0 BB: 0 P: 5		1B: 9 2B: 2 3B: 0 HR: 1	SF: 1 SAC: 1 DP: 1 HBP: 1	WP: 2 PB: 0 SB: 1 CS: 0	PA: 41	
PITCHER	IP WLS BF H R ER SO BB IBB HBP BLK WP HR S P ERA WHIP	IP WLS BF H R ER SO BB IBB HBP BLK WP HR S P ERA WHIP	IP WLS BF H R ER SO BB IBB HBP BLK WP HR S P ERA WHIP	IP WLS BF H R ER SO BB IBB HBP BLK WP HR S P ERA WHIP	IP WLS BF H R ER SO BB IBB HBP BLK WP HR S P ERA WHIP	IP WLS BF H R ER SO BB IBB HBP BLK WP HR S P ERA WHIP	IP WLS BF H R ER SO BB IBB HBP BLK WP HR S P ERA WHIP	IP WLS BF H R ER SO BB IBB HBP BLK WP HR S P ERA WHIP	IP WLS BF H R ER SO BB IBB HBP BLK WP HR S P ERA WHIP	IP WLS BF H R ER SO BB IBB HBP BLK WP HR S P ERA WHIP	IP WLS BF H R ER SO BB IBB HBP BLK WP HR S P ERA WHIP	IP WLS BF H R ER SO BB IBB HBP BLK WP HR S P ERA WHIP	IP WLS BF H R ER SO BB IBB HBP BLK WP HR S P ERA WHIP	IP WLS BF H R ER SO BB IBB HBP BLK WP HR S P ERA WHIP	IP WLS BF H R ER SO BB IBB HBP BLK WP HR S P ERA WHIP	IP WLS BF H R ER SO BB IBB HBP BLK WP HR S P ERA WHIP	IP WLS BF H R ER SO BB IBB HBP BLK WP HR S P ERA WHIP	IP WLS BF H R ER SO BB IBB HBP BLK WP HR S P ERA WHIP	IP WLS BF H R ER SO BB IBB HBP BLK WP HR S P ERA WHIP	IP WLS BF H R ER SO BB IBB HBP BLK WP HR S P ERA WHIP	IP WLS BF H R ER SO BB IBB HBP BLK WP HR S P ERA WHIP	IP WLS BF H R ER SO BB IBB HBP BLK WP HR S P ERA WHIP

AB	36
R	5
H	12
RBI	5
BB	2
SO	9
LOB	20



Batter	1	2	3	4	5	6	7	8	9	AB	R	H	RBI	BB	SO	LOB	BOTTOM						
Lenny Dykstra, L OBP: 0.349, SLG: 0.453 Doug Sisk, R (1, 8) (6, 1)	K		K		E 1B BB		4-3		K	2	0	0	0	1	2	0	Montreal Expos @ New York Mets Shea Stadium, Flushing, NY Thu Sep 24 1987, 7:05 PM EDT Att: 40,555 - Unknown						
Dave Magadan, L OBP: 0.391, SLG: 0.451 (7, 5)	1B		2B		1-2 3-H 1B		F7		BB BB 1B	5	1	4	2	0	0	1							
Tim Lincecum, R OBP: 0.403, SLG: 0.553 Keith Miller, R (9, FR) OBP: 0.386, SLG: 0.500 (1, 4)	2B 1B		2B		F8		1-3		K	5	0	0	0	0	2	6							
Keith Hernandez, L OBP: 0.382, SLG: 0.437 (1, 3)	K		F6		4-3		2B		E4 E S	4	1	2	1	1	0	0							
Darryl Strawberry, L OBP: 0.400, SLG: 0.591 (1, 9)	2B				5-3		BB		FC5 BB BB	3	0	0	0	2	0	2							
Kevin Reynolds, R OBP: 0.318, SLG: 0.481 (1, 7)	4-3				6-3		F9		F4	3	0	0	0	2	0	2							
Gary Carter, R OBP: 0.299, SLG: 0.400 (1, 2)	F7						F9		K	5	0	0	0	0	1	6							
Howard Johnson, S OBP: 0.369, SLG: 0.512 (7, 6)	F9				E9 WP 1B		F6		E5	4	1	0	0	0	0	2							
Rafael Santana, R Lee Mazzilli, S Jeff Innis, R Jesse Orosco, R Bill Almon, R Terry Leach, R OBP: 0.325, SLG: 0.353 OBP: 0.395, SLG: 0.425 OBP: 0.386, SLG: 0.450 OBP: 0.330, SLG: 0.300 OBP: 0.114, SLG: 0.061 (1, 6) (5, PH) (7, 1) (7, 1) (8, PH) (8, 1)	F8				F9		5-3		K	2	0	0	0	0	0	1							
Rick Aguilera, R OBP: 0.263, SLG: 0.351 Mookie Wilson, S OBP: 0.364, SLG: 0.467 (5, PH) (6, 8)			6-3		K		4-3 1B		S 1B 1B	1	0	0	0	0	0	0							
Inning Stats	R: 1 E: 0 K: 2 S: 9	H: 2 LOB: 1 BB: 0 P: 9	R: 0 E: 0 K: 0 S: 3	H: 0 LOB: 0 BB: 0 P: 3	R: 0 E: 0 K: 1 S: 6	H: 1 LOB: 1 BB: 0 P: 6	R: 0 E: 0 K: 0 S: 3	H: 0 LOB: 0 BB: 0 P: 3	R: 1 E: 2 K: 1 S: 7	H: 1 LOB: 2 BB: 1 P: 11	R: 0 E: 0 K: 0 S: 4	H: 1 LOB: 2 BB: 1 P: 8	R: 0 E: 0 K: 2 S: 9	H: 1 LOB: 1 BB: 0 P: 4	R: 1 E: 2 K: 2 S: 9	H: 0 LOB: 1 BB: 0 P: 9	R: 1 E: 0 K: 2 S: 9	H: 2 LOB: 3 BB: 2 P: 17	1B: 5 2B: 3 3B: 0 HR: 0	SF: 0 SAC: 0 DP: 0 HBP: 0	WP: 1 PB: 0 SB: 3 CS: 0	PA: 42	
PITCHER	IP WLS BF H R ER SO BB IBB HBP BLK WP HR S P ERA WHIP	IP WLS BF H R ER SO BB IBB HBP BLK WP HR S P ERA WHIP	IP WLS BF H R ER SO BB IBB HBP BLK WP HR S P ERA WHIP	IP WLS BF H R ER SO BB IBB HBP BLK WP HR S P ERA WHIP	IP WLS BF H R ER SO BB IBB HBP BLK WP HR S P ERA WHIP	IP WLS BF H R ER SO BB IBB HBP BLK WP HR S P ERA WHIP	IP WLS BF H R ER SO BB IBB HBP BLK WP HR S P ERA WHIP	IP WLS BF H R ER SO BB IBB HBP BLK WP HR S P ERA WHIP	IP WLS BF H R ER SO BB IBB HBP BLK WP HR S P ERA WHIP	IP WLS BF H R ER SO BB IBB HBP BLK WP HR S P ERA WHIP	IP WLS BF H R ER SO BB IBB HBP BLK WP HR S P ERA WHIP	IP WLS BF H R ER SO BB IBB HBP BLK WP HR S P ERA WHIP	IP WLS BF H R ER SO BB IBB HBP BLK WP HR S P ERA WHIP	IP WLS BF H R ER SO BB IBB HBP BLK WP HR S P ERA WHIP	IP WLS BF H R ER SO BB IBB HBP BLK WP HR S P ERA WHIP	IP WLS BF H R ER SO BB IBB HBP BLK WP HR S P ERA WHIP	IP WLS BF H R ER SO BB IBB HBP BLK WP HR S P ERA WHIP	IP WLS BF H R ER SO BB IBB HBP BLK WP HR S P ERA WHIP	IP WLS BF H R ER SO BB IBB HBP BLK WP HR S P ERA WHIP	IP WLS BF H R ER SO BB IBB HBP BLK WP HR S P ERA WHIP	IP WLS BF H R ER SO BB IBB HBP BLK WP HR S P ERA WHIP	IP WLS BF H R ER SO BB IBB HBP BLK WP HR S P ERA WHIP	IP WLS BF H R ER SO BB IBB HBP BLK WP HR S P ERA WHIP



Batter	1	2	3	4	5	6	7	8	9	AB	R	H	RBI	BB	SO	LOB	TOP				
Tim Raines, S OBP: 0.427, SLG: 0.533	4-0 1B BB		0-0 F9			0-0 1B 3B		0-0 L8		3	1	1	0	1	0	1	Montreal Expos @ Philadelphia Phillies Veterans Stadium, Philadelphia, PA Fri Sep 25 1987, 7:05 PM EDT Att: 16,641 - Unknown				
Mitch Webster, S OBP: 0.365, SLG: 0.441	0-0 1-2 1B		0-0 F7			0-0 F3		0-0 HR		4	1	2	1	0	0	2					
Hubie Brooks, R OBP: 0.295, SLG: 0.413	0-3 K		0-0 L7			0-0 FC6-4 1B		0-0 4-3		4	0	1	1	0	1	3					
Tim Wallach, R OBP: 0.342, SLG: 0.512	0-3 K			0-3 K		0-0 F7		0-0 1B		4	0	1	0	0	2	3					
Andres Galarraga, R OBP: 0.365, SLG: 0.471	0-3 K			0-0 F9		0-0 FC6-4		0-3 K		4	0	0	0	0	2	4					
Reid Nichols, R OBP: 0.344, SLG: 0.452		0-3 K		0-0 L7			0-0 F8		0-3 K	3	0	0	0	0	1	0					
Herm Winningham, L (8, PH) OBP: 0.310, SLG: 0.357										1	0	0	0	0	1	1					
Vance Law, R OBP: 0.353, SLG: 0.431		0-3 K			0-0 L9		0-0 F4		0-0 F9	4	0	0	0	0	1	1					
Mike Fitzgerald, R OBP: 0.346, SLG: 0.320		0-0 F9			0-0 F8		0-0 L8			3	0	0	0	0	0	0					
Neal Heaton, L OBP: 0.209, SLG: 0.212			0-0 1B		0-3 K				0-3 K	1	0	1	0	0	0	0					
Tom Romano, R (5, PH) Bob Sebra, R OBP: 0.173, SLG: 0.160 Dave Engle, R (8, PH) OBP: 0.282, SLG: 0.316 Jeff Parrett, R (8, 1)										1	0	0	0	0	0	0					
Inning Stats	R: 0 E: 0 K: 3 S: 10	H: 1 LOB: 2 BB: 1 P: 14	R: 0 E: 0 K: 2 S: 7	H: 0 LOB: 0 BB: 0 P: 7	R: 0 E: 0 K: 0 S: 4	H: 1 LOB: 1 BB: 0 P: 4	R: 0 E: 0 K: 1 S: 5	H: 0 LOB: 0 BB: 0 P: 5	R: 0 E: 0 K: 1 S: 5	H: 2 LOB: 1 BB: 0 P: 5	R: 0 E: 0 K: 0 S: 3	H: 0 LOB: 0 BB: 0 P: 3	R: 1 E: 0 K: 1 S: 6	H: 1 LOB: 0 BB: 0 P: 6	R: 0 E: 0 K: 2 S: 8	H: 1 LOB: 1 BB: 0 P: 8		1B: 4 2B: 0 3B: 1 HR: 1	SF: 0 SAC: 0 DP: 0 HBP: 0	WP: 0 PB: 0 SB: 0 CS: 0	PA: 34
PITCHER	IP WLS BF H R ER SO BB IBB HBP BLK WP HR S P ERA WHIP	7.2 W 29 5 2 2 8 1 0 0 0 0 1 44 48 2.35 0.783	0.1 1 0 0 0 0 0 0 0 0 0 0 0 1 1 0.00 0.000	1.0 S 4 1 0 0 2 0 0 0 0 0 0 8 8 0.00 1.000																	


AB	33
R	2
H	6
RBI	2
BB	1
SO	10
LOB	15




Batter	1	2	3	4	5	6	7	8	9	AB	R	H	RBI	BB	SO	LOB	BOTTOM				
Juan Samuel, R OBP: 0.341, SLG: 0.512	0-3 K		0-0 6-3		0-0 2B		0-3 K			4	0	1	0	0	2	0	Montreal Expos @ Philadelphia Phillies Veterans Stadium, Philadelphia, PA Fri Sep 25 1987, 7:05 PM EDT Att: 16,641 - Unknown				
Von Hayes, L OBP: 0.414, SLG: 0.490	0-0 F4		4-0 HR BB		0-0 F5		0-0 3-1			3	1	0	0	1	0	0					
Mike Schmidt, R OBP: 0.390, SLG: 0.547	0-0 1B		0-0 1-H HR		4-0 2B BB		0-0 F8			3	2	2	2	1	0	0					
Lance Parrish, R OBP: 0.315, SLG: 0.396	0-0 G3		0-3 K		0-0 1-H 2B		0-0 G1-4-3 1B			3	0	1	1	0	1	1					
Darren Daulton, L OBP: 0.292, SLG: 0.325										1	0	1	0	0	0	0					
Glenn Wilson, R OBP: 0.306, SLG: 0.385		0-0 2B 4-3 1B	0-0 6-3		0-0 F9		0-0 G1-4-3 1B			4	1	1	0	0	0	2					
Rick Schu, R OBP: 0.316, SLG: 0.417		0-0 L7		0-0 L8		0-0 2B 1B		4-0 1B BB		3	0	1	0	1	0	1					
Steve Jeltz, S OBP: 0.324, SLG: 0.297										0	0	0	0	0	0	0					
Greg Jelks, R OBP: 0.371, SLG: 0.500		0-0 4-3 2B		0-0 F8		0-3 K		0-0 1B BB		2	0	1	0	0	0	0					
Milt Thompson, L OBP: 0.350, SLG: 0.432		0-0 4-3 2B								2	0	1	0	0	1	1					
Ken Jackson, R OBP: 0.417, SLG: 0.500		0-0 4-3		1-0 HBP		0-0 1-H 2B		0-0 2-3		2	0	1	1	0	0	1					
Keith Hughes, L OBP: 0.338, SLG: 0.306										1	0	0	0	0	0	2					
Steve Bedrosian, R (9, 1)		2-3 3-H								0	0	0	0	0	0	0					
Don Carman, L OBP: 0.117, SLG: 0.086		0-0 F8		0-3 K		0-0 F7				3	0	0	0	0	1	3					
Kent Tekulve, R (8, 1)										0	0	0	0	0	0	0					
Greg Gross, L OBP: 0.397, SLG: 0.346										0	0	0	0	0	0	0					
Inning Stats	R: 0 E: 0 K: 1 S: 6	H: 1 LOB: 1 BB: 0 P: 6	R: 1 E: 0 K: 0 S: 5	H: 2 LOB: 1 BB: 0 P: 5	R: 2 E: 0 K: 1 S: 6	H: 1 LOB: 0 BB: 1 P: 10	R: 0 E: 0 K: 1 S: 5	H: 0 LOB: 1 BB: 0 P: 6	R: 1 E: 0 K: 0 S: 4	H: 2 LOB: 1 BB: 1 P: 8	R: 0 E: 0 K: 1 S: 6	H: 2 LOB: 1 BB: 0 P: 6	R: 0 E: 0 K: 1 S: 5	H: 0 LOB: 0 BB: 0 P: 5	R: 0 E: 0 K: 0 S: 4	H: 2 LOB: 2 BB: 1 P: 8	1B: 5 2B: 4 3B: 0 HR: 1	SF: 0 SAC: 0 DP: 1 HBP: 1	WP: 0 PB: 0 SB: 0 CS: 0	PA: 35	
PITCHER	IP WLS BF H R ER SO BB IBB HBP BLK WP HR S P ERA WHIP	4.0 L 18 4 3 3 3 1 0 1 0 0 0 15 19 3.00 1.667	3.0 12 4 1 1 2 1 0 0 0 0 0 0 4 8 0.00 3.000	1.0 5 2 0 0 0 1 0 0 0 0 0 0 4 8 0.00 3.000																	

AB	31
R	4
H	10
RBI	4
BB	3
SO	5
LOB	11



Batter	1	2	3	4	5	6	7	8	9	AB	R	H	RBI	BB	SO	LOB	TOP								
Tim Raines, S (1, 7) OBP: 0.428, SLG: 0.532	F8			1-3 2B BB		G5-4-3 BB	1-3 2H HR 1B		L5-3	3	2	1	1	2	0	1	Montreal Expos @ Philadelphia Phillies Veterans Stadium, Philadelphia, PA Sat Sep 26 1987, 7:05 PM EDT Att: 27,453 - Unknown AB 32 R 7 H 7 RBI 7 BB 5 SO 7 LOB 9 								
Mitch Webster, S (1, 9) OBP: 0.394, SLG: 0.438	5-3			1-3		G5-4-3	HR IBB			3	1	0	0	1	0	2									
Hubie Brooks, R (1, 6) OBP: 0.297, SLG: 0.424	K			K			1B 2B HR			4	2	2	4	0	2	1									
Tim Wallach, R (1, 5) OBP: 0.343, SLG: 0.511		5-3		2B BB		2H 1B	F7			3	0	1	1	1	0	1									
Andres Galarraga, R (1, 3) OBP: 0.364, SLG: 0.471		6-3		1-3 2H 2B		F8		5-3		4	0	1	1	0	0	1									
Reid Nichols, R (1, 8) OBP: 0.338, SLG: 0.442									F9	3	0	0	0	0	1	2									
Herm Winningham, L (8, PH) OBP: 0.310, SLG: 0.356	K			F6				K		1	0	0	0	0	1	0									
Vance Law, R (1, 4) OBP: 0.350, SLG: 0.427				F3		4-3		5-3		4	0	0	0	0	1	0									
Mike Fitzgerald, R (1, 2) OBP: 0.348, SLG: 0.320				5-3		K			L5-3 1B	3	1	1	0	1	1	0									
Pascual Perez, R (1, 1) OBP: 0.050, SLG: 0.050									K	2	0	0	0	0	0	0									
Dave Engle, R (7, PH) OBP: 0.291, SLG: 0.325	F8									1	0	1	0	0	0	0									
Tom Romano, R (7, PR) OBP: 0.310, SLG: 0.356										0	1	0	0	0	0	0									
Andy McGaffigan, R (7, 1) OBP: 0.310, SLG: 0.356										1	0	0	0	0	1	1									
Inning Stats	R: 0 E: 0 K: 1 S: 5	H: 0 LOB: 0 BB: 0 P: 5	R: 0 E: 0 K: 1 S: 5	H: 0 LOB: 0 BB: 0 P: 5	R: 0 E: 0 K: 0 S: 3	H: 0 LOB: 0 BB: 0 P: 3	R: 1 E: 0 K: 1 S: 6	H: 1 LOB: 2 BB: 2 P: 14	R: 0 E: 0 K: 1 S: 5	H: 0 LOB: 0 BB: 0 P: 5	R: 1 E: 0 K: 0 S: 4	H: 2 LOB: 1 BB: 1 P: 8	R: 5 E: 0 K: 1 S: 8	H: 3 LOB: 1 BB: 2 P: 16	R: 0 E: 0 K: 1 S: 5	H: 0 LOB: 0 BB: 0 P: 5	R: 0 E: 0 K: 1 S: 5	H: 1 LOB: 0 BB: 0 P: 5	1B: 4 2B: 3 3B: 0 HR: 1	SF: 0 SAC: 0 DP: 2 HBP: 0	WP: 0 PB: 0 CS: 0	PA: 37			
PITCHER	IP	WLS	BF	H	R	ER	SO	BB	IBB	HBP	BLK	WP	HR	S	P	ERA	WHIP	PITCHER							
Shane Rawley, L (1, 1) ERA: 4.41	7.0	L	31	6	7	7	5	4	1	0	0	0	1	36	56	9.00	1.429								
Kent Tekulve, R (8, 1) ERA: 3.21	1.0		3	0	0	0	1	0	0	0	0	0	0	5	5	0.00	0.000								
Todd Frohwrth, R (9, 1) ERA:	1.0		3	1	0	0	1	0	0	0	0	0	0	5	5	0.00	1.000								

Batter	1	2	3	4	5	6	7	8	9	AB	R	H	RBI	BB	SO	LOB	BOTTOM								
Juan Samuel, R (1, 4) OBP: 0.340, SLG: 0.510	K			HR 1B BB	K			F8		4	1	1	0	0	2	1	Montreal Expos @ Philadelphia Phillies Veterans Stadium, Philadelphia, PA Sat Sep 26 1987, 7:05 PM EDT Att: 27,453 - Unknown AB 32 R 4 H 5 RBI 4 BB 3 SO 8 LOB 10 								
Milt Thompson, L (1, 8) OBP: 0.348, SLG: 0.429	1-3			HR BB		F8		L6		3	1	0	0	1	0	1									
Keith Hughes, L (1, 7) OBP: 0.319, SLG: 0.288	K			K		4-3		G3		4	0	0	0	0	2	3									
Mike Schmidt, R (1, 5) OBP: 0.391, SLG: 0.555		6-3		HR 2B		6-3			4-3 1B 2B	4	2	2	3	0	0	0									
Von Hayes, L (1, 3) OBP: 0.412, SLG: 0.486		G3		3-1				F8		4	0	0	0	0	0	1									
Glenn Wilson, R (1, 9) OBP: 0.308, SLG: 0.384		L4		BB		4-3		4-3		3	0	1	1	1	0	0									
Darren Daulton, L (1, 2) OBP: 0.291, SLG: 0.316				FC1-4-6					K	3	0	0	0	1	1	2									
Steve Jeltz, S (1, 6) OBP: 0.321, SLG: 0.294									K	3	0	0	0	0	2	1									
Jeff Stone, L (9, PH) OBP: 0.323, SLG: 0.361					K				K	1	0	0	0	0	1	1									
Shane Rawley, R (1, 1) OBP: 0.165, SLG: 0.195										2	0	0	0	0	0	0									
Kent Tekulve, R (8, 1) ERA: 2.47										0	0	0	0	0	0	0									
Greg Gross, L (8, PH) OBP: 0.391, SLG: 0.352										1	0	1	0	0	0	0									
Todd Frohwrth, R (9, 1) ERA: 2.35										0	0	0	0	0	0	0									
Inning Stats	R: 0 E: 0 K: 2 S: 7	H: 0 LOB: 0 BB: 0 P: 7	R: 0 E: 0 K: 0 S: 3	H: 0 LOB: 0 BB: 0 P: 3	R: 0 E: 0 K: 0 S: 3	H: 0 LOB: 0 BB: 0 P: 3	R: 3 E: 0 K: 1 S: 7	H: 2 LOB: 1 BB: 2 P: 15	R: 0 E: 0 K: 2 S: 7	H: 0 LOB: 0 BB: 0 P: 7	R: 0 E: 0 K: 0 S: 3	H: 0 LOB: 0 BB: 0 P: 3	R: 0 E: 0 K: 1 S: 5	H: 0 LOB: 1 BB: 1 P: 9	R: 0 E: 0 K: 0 S: 4	H: 1 LOB: 1 BB: 0 P: 4	R: 1 E: 0 K: 2 S: 9	H: 2 LOB: 1 BB: 0 P: 9	1B: 3 2B: 1 3B: 0 HR: 1	SF: 0 SAC: 0 DP: 0 HBP: 0	WP: 0 PB: 0 CS: 0	PA: 35			
PITCHER	IP	WLS	BF	H	R	ER	SO	BB	IBB	HBP	BLK	WP	HR	S	P	ERA	WHIP	PITCHER							
Pascual Perez, R (1, 1) ERA: 2.47	6.0	W	22	2	3	3	5	2	0	0	0	0	0	30	38	4.50	0.667								
Andy McGaffigan, R (7, 1) ERA: 2.35	3.0	S	13	3	1	1	3	1	0	0	0	0	0	18	22	3.00	1.333								

Batter	1	2	3	4	5	6	7	8	9	AB	R	H	RBI	BB	SO	LOB	TOP																
Tim Raines, S OBP: 0.428, SLG: 0.532 (1, 7)	0-0 4-3		0-3 K		0-0 G6-4-3			0-0 1B WP 2B	4-0 BB	4	1	1	0	1	1	2	Montreal Expos @ Philadelphia Phillies Veterans Stadium, Philadelphia, PA Sun Sep 27 1987, 3:33 AM EDT Att: 33,662 - Unknown livebaseballscorecards.com																
Mitch Webster, S OBP: 0.396, SLG: 0.443 (1, 9)	0-0 6-3 3B		0-0 2B 1B		0-0 F8			0-0 1B WP E	0-3 K	5	3	3	0	0	1	2																	
Hubie Brooks, R OBP: 0.298, SLG: 0.426 (1, 6)	0-0 6-3		0-0 2B		0-0 5-3			0-0 1B WP E7	0-3 K	5	0	2	4	0	1	2																	
Tim Wallach, R OBP: 0.343, SLG: 0.509 (1, 5)	0-0 5-3		0-0 F7		0-0 1B S			0-3 1B		4	0	1	0	0	1	2																	
Andres Galarraga, R OBP: 0.363, SLG: 0.468 (1, 3)		0-0 5-3	0-0 6-3		0-3 K			4-0 FC6-4 IBB		3	0	0	0	1	1	2																	
Reid Nichols, R OBP: 0.340, SLG: 0.450 Herm Winningham, L (6, PH) OBP: 0.308, SLG: 0.353 (6, 8)	0-0 5-3		0-0 6-3 CS 2B		0-0 K			0-0 F4		2	0	1	0	0	0	0																	
Vance Law, R OBP: 0.349, SLG: 0.426 (1, 4)		0-0 1B		0-0 6-3			0-0 5-3	0-0 FC6-4		4	0	1	0	0	0	3																	
Mike Fitzgerald, R OBP: 0.344, SLG: 0.315 (1, 2)	0-3 K		0-0 6-3		0-0 F6			0-0 K		4	0	0	0	0	1	2																	
Jay Tibbs, R OBP: 0.222, SLG: 0.167 Luis Rivera, R OBP: 0.170, SLG: 0.226 Randy St. Claire, R OBP: 0.233, SLG: 0.333 Tom Folan, R OBP: 0.171, SLG: 0.447 Jeff Parrett, R OBP: 0.331, SLG: 0.350 (11, 1) (5, PH) (5, 1) (7, PH) (7, 1) (8, 1) (8, 4)		0-0 1B 2B 1B		0-0 G6-4-3			0-0 F4		0-0 2B	1	1	1	0	0	0	0																	
Inning Stats	R: 1 E: 0 K: 0 S: 4	H: 1 LOB: 0 BB: 0 P: 4	R: 0 E: 0 K: 1 S: 6	H: 1 LOB: 1 BB: 0 P: 6	R: 2 E: 0 K: 1 S: 8	H: 3 LOB: 1 BB: 0 P: 8	R: 0 E: 0 K: 0 S: 3	H: 1 LOB: 0 BB: 0 P: 3	R: 0 E: 0 K: 2 S: 8	H: 1 LOB: 1 BB: 0 P: 8	R: 0 E: 0 K: 0 S: 3	H: 0 LOB: 0 BB: 0 P: 3	R: 2 E: 1 K: 1 S: 8	H: 3 LOB: 2 BB: 1 P: 12	R: 0 E: 0 K: 2 S: 8	H: 1 LOB: 2 BB: 1 P: 12		1B: 7 2B: 4 3B: 1 HR: 0	SF: 0 SAC: 0 DP: 1 HBP: 0	WP: 2 PB: 2 SB: 1 CS: 1	PA: 39												
PITCHER	IP WLS BF H R ER SO BB IBB HBP BLK WP HR S P ERA WHIP																																
Bruce Ruffin, L ERA: 4.39 Michael Jackson, R ERA: 4.05 Kent Tekulve, R ERA: 3.18 Jeff Calhoun, L ERA: 1.67 (1, 1) (6, 1) (8, 1) (9, 1)	5.1 1.2 1.0 1.0	WLS L	BF 22	H 8	R 3	ER 3	SO 2	BB 0	IBB 0	HBP 0	BLK 0	WP 0	HR 0	S 26	P 26	ERA 5.06	WHIP 1.500																

Batter	1	2	3	4	5	6	7	8	9	AB	R	H	RBI	BB	SO	LOB	BOTTOM																
Juan Samuel, R OBP: 0.338, SLG: 0.507 (1, 4)	0-0 F9			0-3 K		0-3 K		0-3 K		4	0	0	0	0	3	1	Montreal Expos @ Philadelphia Phillies Veterans Stadium, Philadelphia, PA Sun Sep 27 1987, 3:33 AM EDT Att: 33,662 - Unknown livebaseballscorecards.com																
Milt Thompson, L OBP: 0.348, SLG: 0.430 Jeff Calhoun, L (1, 8) (9, 1)	0-0 F6			0-3 K		0-0 4-3 2B		0-0 E4 G3		4	0	1	0	0	1	1																	
Von Hayes, L OBP: 0.411, SLG: 0.484 (1, 7) (9, 8)	0-0 F9			0-0 E5 1B		0-0 4-3		0-0 G3		4	1	1	0	0	0	3																	
Mike Schmidt, R OBP: 0.392, SLG: 0.553 (1, 5)		0-0 G6-4-3 1B		0-0 E3 HR		4-0 2B		0-3 K		3	1	1	0	1	1	2																	
Lance Parrish, R OBP: 0.315, SLG: 0.401 (1, 2)		0-0 F9		0-0 1B HR		0-0 F4			0-3 K	4	1	1	2	0	1	3																	
Glenn Wilson, R OBP: 0.306, SLG: 0.382 (1, 9)		0-0 G6-4-3		0-0 4-3			0-3 K		0-3 K	4	0	0	0	0	2	1																	
Rick Schu, R OBP: 0.315, SLG: 0.411 (1, 3)			4-0 G3-6-3 BB		0-0 F9		0-0 5-3		0-3 K	3	0	0	0	1	1	0																	
Steve Jeltz, S OBP: 0.318, SLG: 0.291 (1, 6)			0-0 G3-6-3		0-0 4-3		0-3 K			3	0	0	0	0	1	1																	
Bruce Ruffin, S OBP: 0.056, SLG: 0.056 Michael Jackson, R OBP: 0.167, SLG: 0.116 Kent Tekulve, R OBP: 0.171, SLG: 0.447 Greg Gross, L OBP: 0.395, SLG: 0.357 (1, 1) (6, 1) (8, 1) (9, 7)			0-3 K		0-0 6-3			0-0 G3 1B		2	0	0	0	0	1	0																	
Inning Stats	R: 0 E: 0 K: 0 S: 3	H: 0 LOB: 0 BB: 0 P: 3	R: 0 E: 0 K: 0 S: 3	H: 1 LOB: 0 BB: 0 P: 3	R: 0 E: 0 K: 1 S: 4	H: 0 LOB: 1 BB: 0 P: 8	R: 3 E: 2 K: 2 S: 10	H: 2 LOB: 0 BB: 0 P: 10	R: 0 E: 0 K: 0 S: 3	H: 0 LOB: 0 BB: 0 P: 3	R: 0 E: 0 K: 1 S: 6	H: 1 LOB: 2 BB: 1 P: 10	R: 0 E: 0 K: 2 S: 7	H: 0 LOB: 0 BB: 0 P: 7	R: 0 E: 1 K: 2 S: 9	H: 1 LOB: 2 BB: 0 P: 9		R: 0 E: 0 K: 3 S: 9	H: 0 LOB: 0 BB: 0 P: 9	1B: 3 2B: 1 3B: 0 HR: 1	SF: 0 SAC: 0 DP: 2 HBP: 0	WP: 0 PB: 0 SB: 1 CS: 0	PA: 34										
PITCHER	IP WLS BF H R ER SO BB IBB HBP BLK WP HR S P ERA WHIP																																
Jay Tibbs, R ERA: 4.98 Randy St. Claire, R ERA: 4.29 Jeff Parrett, R ERA: 4.03 Tim Burke, R ERA: 1.24 (1, 1) (5, 1) (7, 1) (8, 1)	4.0 2.0 1.0 2.0	WLS W	BF 15	H 1	R 0	ER 0	SO 3	BB 1	IBB 0	HBP 0	BLK 0	WP 0	HR 0	S 20	P 24	ERA 0.00	WHIP 0.500																

Batter	1	2	3	4	5	6	7	8	9	AB	R	H	RBI	BB	SO	LOB	TOP					
Tim Raines, S OBP: 0.425, SLG: 0.528 (1, 7)										4	0	0	0	0	0	0	Montreal Expos @ St. Louis Cardinals Busch Stadium, St. Louis, MO Tue Sep 29 1987, 7:05 PM CDT Unknown livebaseballscorecards.com					
Mitch Webster, S OBP: 0.355, SLG: 0.441 (1, 9)										3	0	0	0	1	1	0						
Hubie Brooks, R OBP: 0.298, SLG: 0.425 (1, 6)										4	0	1	0	0	0	1						
Tim Wallach, R OBP: 0.344, SLG: 0.511 (1, 5)										4	0	2	0	0	1	2						
Andres Galarraga, R OBP: 0.361, SLG: 0.465 (1, 3)										4	0	0	0	0	0	4						
Reid Nichols, R OBP: 0.340, SLG: 0.444 (1, 8)										2	0	0	0	1	1	1						
Vance Law, R OBP: 0.347, SLG: 0.423 (1, 4)										3	0	0	0	0	1	2						
Mike Fitzgerald, R OBP: 0.340, SLG: 0.312 (1, 2)										3	0	0	0	0	0	0						
Dennis Martinez, R OBP: 0.122, SLG: 0.065 (8, PH)										2	0	0	0	0	1	0						
Dave Engle, R OBP: 0.267, SLG: 0.321 (8, 1)										1	0	0	0	0	0	0						
Andy McGaffigan, R OBP: 0.287, SLG: 0.321 (8, 1)										0	0	0	0	0	0	0						
Inning Stats	R: 0 E: 0 K: 1 S: 6	H: 1 LOB: 2 BB: 1 P: 10	R: 0 E: 0 K: 1 S: 5	H: 0 LOB: 0 BB: 0 P: 5	R: 0 E: 1 K: 1 S: 6	H: 0 LOB: 1 BB: 0 P: 6	R: 0 E: 0 K: 1 S: 6	H: 1 LOB: 1 BB: 0 P: 6	R: 0 E: 0 K: 0 S: 4	H: 0 LOB: 0 BB: 0 P: 3	R: 0 E: 1 K: 0 S: 4	H: 1 LOB: 1 BB: 0 P: 4	R: 0 E: 0 K: 0 S: 2	H: 0 LOB: 0 BB: 1 P: 6	R: 0 E: 0 K: 1 S: 5	H: 0 LOB: 0 BB: 0 P: 5	R: 0 E: 0 K: 0 S: 3	H: 0 LOB: 0 BB: 0 P: 3	1B: 2 2B: 1 3B: 0 HR: 0	SF: 0 SAC: 0 DP: 1 HBP: 0	WP: 0 PB: 0 SB: 0 CS: 0	PA: 32
PITCHER Joe Magrane, L ERA: 3.39 (1, 1)	IP: 9.0 WLS: W BF: 32 H: 3 R: 0 ER: 0 SO: 5 BB: 2 IBB: 0 HBP: 0 BLK: 0 WP: 0 HR: 0 S: 40 P: 48 ERA: 0.00 WHIP: 0.556																					

Batter	1	2	3	4	5	6	7	8	9	AB	R	H	RBI	BB	SO	LOB	BOTTOM			
Vince Coleman, S OBP: 0.368, SLG: 0.364 (1, 7)										3	1	0	0	1	0	0	Montreal Expos @ St. Louis Cardinals Busch Stadium, St. Louis, MO Tue Sep 29 1987, 7:05 PM CDT Unknown livebaseballscorecards.com			
Ozzie Smith, S OBP: 0.392, SLG: 0.383 (1, 6)										2	0	2	0	2	0	0				
Tom Herr, S OBP: 0.349, SLG: 0.335 (1, 4)										3	0	0	1	0	1	3				
Dan Driessen, L OBP: 0.333, SLG: 0.333 (1, 3)										3	0	0	0	0	1	2				
Willie McGee, S OBP: 0.314, SLG: 0.436 (1, 8)										3	0	0	0	0	1	1				
Terry Pendleton, S OBP: 0.395, SLG: 0.419 (1, 5)										3	0	0	0	0	0	0				
Curt Ford, L OBP: 0.336, SLG: 0.425 (1, 9)										3	0	1	0	0	0	0				
Steve Lake, R OBP: 0.292, SLG: 0.351 (1, 2)										3	0	0	0	0	1	1				
Joe Magrane, R OBP: 0.200, SLG: 0.235 (1, 1)										3	0	0	0	0	2	0				
Inning Stats	R: 0 E: 0 K: 1 S: 5	H: 0 LOB: 1 BB: 1 P: 9	R: 0 E: 0 K: 0 S: 4	H: 1 LOB: 1 BB: 0 P: 4	R: 0 E: 0 K: 1 S: 5	H: 0 LOB: 0 BB: 0 P: 5	R: 0 E: 0 K: 2 S: 7	H: 0 LOB: 0 BB: 0 P: 7	R: 1 E: 0 K: 1 S: 6	H: 1 LOB: 1 BB: 1 P: 10	R: 0 E: 0 K: 0 S: 3	H: 0 LOB: 0 BB: 0 P: 3	R: 0 E: 0 K: 1 S: 5	H: 0 LOB: 1 BB: 1 P: 9	R: 0 E: 0 K: 1 S: 5	H: 0 LOB: 1 BB: 1 P: 9	1B: 3 2B: 0 3B: 0 HR: 0	SF: 1 SAC: 0 DP: 0 HBP: 0	WP: 0 PB: 0 SB: 1 CS: 0	PA: 30
PITCHER Dennis Martinez, R ERA: 3.3 (1, 1)	IP: 7.0 WLS: L BF: 26 H: 3 R: 1 ER: 1 SO: 5 BB: 2 IBB: 0 HBP: 0 BLK: 0 WP: 0 HR: 0 S: 34 P: 42 ERA: 1.29 WHIP: 0.714																			
Andy McGaffigan, R ERA: 2.33 (8, 1)	IP: 1.0 WLS: 4 BF: 4 H: 0 R: 0 ER: 0 SO: 1 BB: 1 IBB: 0 HBP: 0 BLK: 0 WP: 0 HR: 0 S: 5 P: 9 ERA: 0.00 WHIP: 1.000																			



Batter	1	2	3	4	5	6	7	8	9	AB	R	H	RBI	BB	SO	LOB	TOP		
Tim Raines, S (1,7) OBP: 0.425, SLG: 0.527	F9			CS 1B			E 1B		4-3	4	0	2	0	0	0	0			
Mitch Webster, S (1,9) OBP: 0.355, SLG: 0.440	F6			F8			E7 1B		K	4	0	1	0	0	1	1			
Hubie Brooks, R (1,6) OBP: 0.295, SLG: 0.421	F9			K			F4		1-3	4	0	0	0	0	1	2			
Tim Wallach, R (1,5) OBP: 0.342, SLG: 0.508		K			F6		K			3	0	0	0	0	2	2			
Andres Galarraga, R (1,3) OBP: 0.359, SLG: 0.462		F8			F9		K			3	0	0	0	0	1	2			
Reid Nichols, R (1,8) OBP: 0.335, SLG: 0.438 Herm Winningham, L (8, PH) OBP: 0.307, SLG: 0.352		F7			K			F7		2	0	0	0	0	1	0			
Mike Fitzgerald, R (1,2) Tom Foley, L (8, PH) OBP: 0.333, SLG: 0.449 Jeff Reed, L (8,2) OBP: 0.248, SLG: 0.275			F5		1-3			1B		2	0	0	0	0	0	0			
Casey Candaele, S (1,4) OBP: 0.329, SLG: 0.348			6-3		6-3			F8		3	0	0	0	0	0	1			
Bryn Smith, R (1,1) OBP: 0.149, SLG: 0.205 Joe Hesketh, R (7,1) Wallace Johnson, S (8, PH) OBP: 0.271, SLG: 0.333 Jeff Parrett, R (8,1)			L3		5-3			F9		2	0	0	0	0	0	0			
Inning Stats	R: 0 E: 0 K: 0 S: 3	H: 0 LOB: 0 BB: 0 P: 3	R: 0 E: 0 K: 1 S: 5	H: 0 LOB: 0 BB: 0 P: 5	R: 0 E: 0 K: 0 S: 3	H: 1 LOB: 0 BB: 0 P: 5	R: 0 E: 0 K: 1 S: 5	H: 0 LOB: 0 BB: 0 P: 5	R: 0 E: 0 K: 0 S: 3	H: 0 LOB: 0 BB: 0 P: 3	R: 0 E: 1 K: 2 S: 9	H: 2 LOB: 2 BB: 0 P: 9	R: 0 E: 0 K: 0 S: 4	H: 1 LOB: 1 BB: 0 P: 4	R: 0 E: 0 K: 1 S: 5	H: 0 LOB: 0 BB: 0 P: 5	1B: 4 2B: 0 3B: 0 HR: 0	SF: 0 SAC: 0 DP: 0 HBP: 0	WP: 0 PA: 30 CS: 1
PITCHER	IP	WLS	BF	H	R	ER	SO	BB	IBB	HBP	BLK	WP	HR	S	P	ERA	WHIP		
Greg Mathews, L (1,1) ERA: 3.88 Todd Worrell, R (7,1) ERA: 2.69	6.0	W	20	3	0	0	3	0	0	0	0	0	0	26	26	0.00	0.500		

Montreal Expos @ St. Louis Cardinals
 Busch Stadium, St. Louis, MO
 Tue Sep 29 1987, 7:05 PM CDT
 Att: 48,142 - Unknown

AB 30
 R 0
 H 4
 RBI 0
 BB 0
 SO 6
 LOB 9



Batter	1	2	3	4	5	6	7	8	9	AB	R	H	RBI	BB	SO	LOB	BOTTOM		
Vince Coleman, S (1,7) OBP: 0.365, SLG: 0.362	6-3			F7		FC4 S 1B SF7		L5		4	1	0	1	0	0	1			
Ozzie Smith, S (1,6) OBP: 0.394, SLG: 0.384	4-3			BB		S S 1B		WP 6-3 BB		2	0	1	0	2	0	0			
Tom Herr, S (1,4) OBP: 0.346, SLG: 0.333	4-3			F9		SF8		6-3		3	0	0	1	0	0	2			
Dan Driessen, L (1,3) OBP: 0.328, SLG: 0.314		F8		4-3		IBB		3-1		3	0	0	0	1	0	2			
Willie McGee, S (1,8) OBP: 0.312, SLG: 0.435		4-3			F8	SF7				2	0	0	1	0	0	0			
Terry Pendleton, S (1,5) OBP: 0.383, SLG: 0.417		4-3			1-3	K				3	0	0	0	0	1	2			
John Morris, L (1,9) OBP: 0.311, SLG: 0.393			4-3		6-3		G3			3	0	0	0	0	0	0			
Tony Peña, R (1,2) OBP: 0.280, SLG: 0.307			5-3			FC4 1B	K			3	1	1	0	0	1	0			
Greg Mathews, R (1,1) OBP: 0.225, SLG: 0.206 Todd Worrell, R (7,1) OBP: 0.100, SLG: 0.100			4-3			FC4 SF8 1B	K			2	1	1	0	0	0	0			
Inning Stats	R: 0 E: 0 K: 0 S: 3	H: 0 LOB: 0 BB: 0 P: 3	R: 0 E: 0 K: 0 S: 3	H: 0 LOB: 0 BB: 0 P: 3	R: 0 E: 0 K: 0 S: 3	H: 0 LOB: 1 BB: 1 P: 7	R: 0 E: 0 K: 0 S: 3	H: 0 LOB: 0 BB: 0 P: 3	R: 3 E: 0 K: 1 S: 9	H: 3 LOB: 2 BB: 1 P: 13	R: 0 E: 0 K: 2 S: 7	H: 0 LOB: 0 BB: 0 P: 7	R: 0 E: 0 K: 0 S: 3	H: 0 LOB: 1 BB: 1 P: 7	R: 0 E: 0 K: 0 S: 3	H: 0 LOB: 0 BB: 0 P: 5	1B: 2 2B: 1 3B: 0 HR: 0	SF: 2 SAC: 0 DP: 0 HBP: 0	WP: 1 PA: 31 CS: 0
PITCHER	IP	WLS	BF	H	R	ER	SO	BB	IBB	HBP	BLK	WP	HR	S	P	ERA	WHIP		
Bryn Smith, R (1,1) ERA: 4.37 Joe Hesketh, L (7,1) ERA: 2.89 Jeff Parrett, R (8,1) ERA: 3.96	6.0	L	24	3	3	3	1	1	0	0	0	0	0	7	7	0.00	0.667		

Montreal Expos @ St. Louis Cardinals
 Busch Stadium, St. Louis, MO
 Tue Sep 29 1987, 7:05 PM CDT
 Att: 48,142 - Unknown

AB 26
 R 3
 H 3
 RBI 3
 BB 3
 SO 3
 LOB 7



Batter	1	2	3	4	5	6	7	8	9	AB	R	H	RBI	BB	SO	LOB	TOP								
Tim Raines, S OBP: 0.425, SLG: 0.525 (1, 7)	F9		4-3			FC6-4 1B	P4		3B IBB	4	1	1	0	1	0	0									
Mitch Webster, S OBP: 0.363, SLG: 0.437 (1, 9)	K		K			FC6-4 2B 1B			F6	4	1	0	0	1	2	4									
Hubie Brooks, R OBP: 0.299, SLG: 0.430 Vance Law, R OBP: 0.347, SLG: 0.423 (9, PR) (9, 4)	F9			CS 1B		FC6-4 1B 2B			K 3B	5	1	3	3	0	1	1									
Tim Wallach, R OBP: 0.342, SLG: 0.506 (1, 5)		1B SF9 1B		F9		FC6-4 1B IBB			F9	4	1	1	0	1	0	3									
Andres Galarraga, R OBP: 0.362, SLG: 0.463 (1, 3)		K				FC6-4 1B				3	0	2	1	1	1	1									
Tom Foley, L OBP: 0.335, SLG: 0.450 Dave Engle, R OBP: 0.284, SLG: 0.317 Casey Candaele, S OBP: 0.326, SLG: 0.347 (6, PH) (6, PR) (6, 4) (9, 6)						FC6-4 1B			F8	2	0	1	0	0	1	1									
Herm Winningham, L OBP: 0.306, SLG: 0.355 (1, 8)		SF9								3	1	1	1	0	0	2									
Jeff Reed, L OBP: 0.248, SLG: 0.274 (1, 2)		FC6-4 1B								4	1	1	0	0	0	1									
Pascual Perez, R OBP: 0.043, SLG: 0.043 Andy McGaffigan, R (8, 1) Tim Burke, R (8, 1)			4-3						SH1 3B 1B	3	0	0	0	0	1	0									
Inning Stats	R: 0 E: 0 K: 1 S: 5	H: 0 LOB: 0 BB: 0 P: 5	R: 1 E: 0 K: 1 S: 7	H: 2 LOB: 1 BB: 0 P: 7	R: 0 E: 0 K: 1 S: 5	H: 0 LOB: 0 BB: 0 P: 5	R: 0 E: 0 K: 1 S: 6	H: 2 LOB: 1 BB: 0 P: 6	R: 0 E: 0 K: 1 S: 5	H: 0 LOB: 0 BB: 0 P: 5	R: 2 E: 0 K: 0 S: 6	H: 3 LOB: 2 BB: 1 P: 10	R: 0 E: 0 K: 0 S: 3	H: 0 LOB: 0 BB: 0 P: 3	R: 0 E: 0 K: 1 S: 5	H: 0 LOB: 2 BB: 2 P: 13	R: 3 E: 0 K: 0 S: 6	H: 3 LOB: 1 BB: 1 P: 10	1B: 7 2B: 2 3B: 1 HR: 0	SF: 1 SAC: 1 DP: 0 HBP: 0	WP: 0 PB: 0 SB: 1 CS: 1	PA: 40			
PITCHER	IP	WLS	BF	H	R	ER	SO	BB	IBB	HBP	BLK	WP	HR	S	P	ERA	WHIP								
Bob Forsch, R ERA: 4.32 Ricky Horton, L ERA: 3.68 Scott Terry, R ERA: 3.38 Ken Dayley, L ERA: 2.7	5.1	L	23	7	3	3	5	0	1	0	0	0	0	32	36	5.06	1.312								

Montreal Expos @ St. Louis Cardinals
Busch Stadium, St. Louis, MO
Wed Sep 30 1987, 7:05 PM CDT
Att: 43,236 - Unknown

AB	34
R	6
H	10
RBI	6
BB	4
SO	6
LOB	17



Batter	1	2	3	4	5	6	7	8	9	AB	R	H	RBI	BB	SO	LOB	BOTTOM								
Vince Coleman, S OBP: 0.365, SLG: 0.361 Ken Dayley, L (9, 1)	K			E 1B 4-3 1B		K		FC4-6 S 1B		4	1	1	0	0	2	3									
Ozzie Smith, S OBP: 0.393, SLG: 0.383 (1, 6)	K			4-3 E 1B		4-3		K		4	0	1	0	0	2	3									
Tom Herr, S OBP: 0.344, SLG: 0.331 (1, 4)	K			4-3		6-3			5-3	4	0	0	1	0	1	2									
Dan Driessen, L OBP: 0.306, SLG: 0.291 (1, 3)		3-1		K		4-3			P4	4	0	0	0	0	1	1									
Willie McGee, S OBP: 0.312, SLG: 0.434 (1, 8)				4-3		F8			5-3	4	0	1	0	0	0	1									
Terry Pendleton, S OBP: 0.362, SLG: 0.415 (1, 5)		L4-3 1B				6-3			4-3	3	0	0	0	0	0	1									
Curt Ford, L OBP: 0.333, SLG: 0.421 Ricky Horton, L OBP: 0.200, SLG: 0.207 Scott Terry, R (8, PH) José Quiendo, S OBP: 0.410, SLG: 0.339 (9, 9)				K		4-3			6-3	2	0	0	0	0	1	0									
Steve Lake, R OBP: 0.289, SLG: 0.347 Lance Johnson, L OBP: 0.276, SLG: 0.300 (8, PH) (9, 7)				5-3		5-3			FC4-6 S 1B	2	0	0	0	0	0	0									
Bob Forsch, R OBP: 0.333, SLG: 0.509 John Morris, L OBP: 0.319, SLG: 0.404 Tony Peña, R OBP: 0.280, SLG: 0.307 (1, 1) (6, 9) (9, 2)				4-3		4-3 2B			FC4-6 BB	1	0	0	0	0	0	0									
Inning Stats	R: 0 E: 0 K: 3 S: 9	H: 1 LOB: 0 BB: 0 P: 9	R: 0 E: 0 K: 0 S: 3	H: 1 LOB: 0 BB: 0 P: 3	R: 0 E: 0 K: 1 S: 5	H: 0 LOB: 0 BB: 0 P: 5	R: 1 E: 1 K: 1 S: 7	H: 2 LOB: 1 BB: 0 P: 7	R: 0 E: 0 K: 0 S: 3	H: 0 LOB: 0 BB: 0 P: 3	R: 0 E: 0 K: 1 S: 6	H: 1 LOB: 1 BB: 0 P: 6	R: 0 E: 0 K: 0 S: 3	H: 0 LOB: 0 BB: 0 P: 3	R: 0 E: 0 K: 1 S: 6	H: 1 LOB: 2 BB: 1 P: 10	R: 0 E: 0 K: 0 S: 3	H: 0 LOB: 0 BB: 0 P: 3	1B: 4 2B: 2 3B: 0 HR: 0	SF: 0 SAC: 0 DP: 1 HBP: 0	WP: 0 PB: 0 SB: 2 CS: 0	PA: 32			
PITCHER	IP	WLS	BF	H	R	ER	SO	BB	IBB	HBP	BLK	WP	HR	S	P	ERA	WHIP								
Pascual Perez, R ERA: 2.2 Andy McGaffigan, R ERA: 2.32 Tim Burke, R ERA: 1.21	7.0	W	24	4	1	0	6	1	0	0	0	0	0	2	6	0.00	0.571								

Montreal Expos @ St. Louis Cardinals
Busch Stadium, St. Louis, MO
Wed Sep 30 1987, 7:05 PM CDT
Att: 43,236 - Unknown

AB	31
R	1
H	5
RBI	1
BB	1
SO	7
LOB	11



Batter	1	2	3	4	5	6	7	8	9	AB	R	H	RBI	BB	SO	LOB	TOP		
Tim Raines, S (1,7) OBP: 0.424, SLG: 0.525										4	1	1	0	0	0	2			
Mitch Webster, S (1,9) OBP: 0.362, SLG: 0.434										3	0	0	0	0	0	1			
Hubie Brooks, R (1,6) OBP: 0.300, SLG: 0.429										3	0	1	0	1	0	0			
Tim Wallach, R (1,5) OBP: 0.342, SLG: 0.509										4	1	1	2	0	1	2			
Andres Galarraga, R (1,3) OBP: 0.359, SLG: 0.460										4	0	0	0	0	1	2			
Tom Foley, L (1,4) OBP: 0.330, SLG: 0.443										4	0	0	0	0	1	2			
Herm Winningham, L (1,8) OBP: 0.304, SLG: 0.352										3	0	0	0	0	0	0			
Jeff Reed, L (1,2) OBP: 0.249, SLG: 0.275										3	0	1	0	0	0	0			
Jay Tibbs, R (1,1) Joe Hesketh, R (4,1) Jeff Parrett, R (7,1) Bob McClure, R (7,1) Wallace Johnson, S (8,PH) Randy St. Claire, R (8,1)										1	0	0	0	0	0	0			
Inning Stats	R: 1 E: 1 K: 1 S: 7	H: 1 LOB: 2 BB: 1 P: 11	R: 0 E: 0 K: 0 S: 3	H: 0 LOB: 0 BB: 0 P: 3	R: 0 E: 0 K: 2 S: 7	H: 0 LOB: 0 BB: 0 P: 7	R: 0 E: 0 K: 1 S: 5	H: 0 LOB: 0 BB: 0 P: 5	R: 0 E: 0 K: 0 S: 4	H: 1 LOB: 1 BB: 0 P: 4	R: 0 E: 0 K: 0 S: 3	H: 0 LOB: 0 BB: 0 P: 3	R: 0 E: 0 K: 0 S: 4	H: 2 LOB: 1 BB: 0 P: 4	R: 1 E: 0 K: 0 S: 4	H: 1 LOB: 0 BB: 0 P: 4	1B: 3 2B: 1 3B: 0 HR: 1	SF: 0 SAC: 1 DP: 1 HBP: 0	WP: 0 PA: 33 PB: 0 SB: 0 CS: 0
PITCHER Danny Cox, R (1,1) ERA: 3.88	IP: 9.0 WLS: W BF: 33 H: 5 R: 2 ER: 2 SO: 4 BB: 1 IBB: 0 HBP: 0 BLK: 0 WP: 0 HR: 1 S: 40 P: 44 ERA: 2.00 WHIP: 0.667															PITCHER			

Montreal Expos @ St. Louis Cardinals
 Busch Stadium, St. Louis, MO
 Thu Oct 01 1987, 7:05 PM CDT
 Att: 48,763 - Unknown

AB	31
R	2
H	5
RBI	2
BB	1
SO	4
LOB	9



Batter	1	2	3	4	5	6	7	8	9	AB	R	H	RBI	BB	SO	LOB	BOTTOM		
Vince Coleman, S (1,7) OBP: 0.364, SLG: 0.359										3	1	0	0	1	1	0			
Ozzie Smith, S (1,6) OBP: 0.394, SLG: 0.385										4	2	2	2	0	0	0			
Tom Herr, S (1,4) OBP: 0.345, SLG: 0.332										4	1	2	0	0	1	2			
Dan Driessen, L (1,3) OBP: 0.318, SLG: 0.328										3	0	2	3	0	0	1			
Terry Pendleton, S (1,5) OBP: 0.361, SLG: 0.413										4	0	1	0	0	0	2			
Curt Ford, L (1,9) Doug DeCinces, R (6,PH) Lance Johnson, L (7,8) OBP: 0.332, SLG: 0.417 OBP: 0.336, SLG: 0.390 OBP: 0.273, SLG: 0.294										2	0	0	0	0	1	1			
John Morris, L (1,8) José Oquendo, S (7,PH) Tony Peña, R (1,2) OBP: 0.321, SLG: 0.418 OBP: 0.410, SLG: 0.338 OBP: 0.280, SLG: 0.306										2	1	1	0	0	1	1			
Danny Cox, R (1,1) OBP: 0.129, SLG: 0.145										4	1	0	0	0	2	1			
Inning Stats	R: 0 E: 0 K: 1 S: 5	H: 0 LOB: 0 BB: 0 P: 5	R: 0 E: 0 K: 0 S: 3	H: 1 LOB: 0 BB: 0 P: 3	R: 1 E: 0 K: 1 S: 6	H: 1 LOB: 0 BB: 0 P: 6	R: 2 E: 0 K: 2 S: 10	H: 3 LOB: 1 BB: 0 P: 10	R: 0 E: 0 K: 2 S: 7	H: 0 LOB: 0 BB: 0 P: 7	R: 0 E: 0 K: 1 S: 7	H: 2 LOB: 2 BB: 0 P: 7	R: 5 E: 2 K: 1 S: 9	H: 2 LOB: 1 BB: 2 P: 17	R: 0 E: 0 K: 1 S: 5	H: 0 LOB: 0 BB: 0 P: 5	1B: 6 2B: 2 3B: 1 HR: 0	SF: 1 SAC: 0 DP: 1 HBP: 0	WP: 0 PA: 36 PB: 0 SB: 2 CS: 0
PITCHER Jay Tibbs, R (1,1) Joe Hesketh, L (4,1) Jeff Parrett, R (7,1) Bob McClure, L (7,1) Randy St. Claire, R (8,1) ERA: 5.11 ERA: 3.21 ERA: 0.96 ERA: 3.46 ERA: 4.22	IP: 3.0 WLS: L BF: 13 H: 3 R: 3 ER: 3 SO: 2 BB: 0 IBB: 0 HBP: 0 BLK: 0 WP: 0 HR: 0 S: 17 P: 17 ERA: 6.00 WHIP: 1.333															PITCHER			

Montreal Expos @ St. Louis Cardinals
 Busch Stadium, St. Louis, MO
 Thu Oct 01 1987, 7:05 PM CDT
 Att: 48,763 - Unknown

AB	33
R	8
H	9
RBI	6
BB	2
SO	9
LOB	11



Batter	1	2	3	4	5	6	7	8	9	AB	R	H	RBI	BB	SO	LOB	TOP			
Bob Dernier, R (1,8) OBP: 0.382, SLG: 0.503 Dave Martinez, L (8, PH) OBP: 0.368, SLG: 0.413 (8,8)	0-0 6-3		0-0 F8			0-0 P4		4-0 BB		3	0	0	0	0	0	1				
23 Ryne Sandberg, R (1,4) OBP: 0.328, SLG: 0.444 Paul Noce, R (8,4) OBP: 0.261, SLG: 0.350	0-0 L9		0-0 E9 F8 SF7			0-0 2B		4-0 BB		3	1	1	0	1	0	0				
Andre Dawson, R (1,9) OBP: 0.328, SLG: 0.569 Mike Mason, L (8,1) OBP: 0.300, SLG: 0.222	0-0 F9		0-0 F8			0-0 P3		0-0 3-1		4	0	0	0	0	0	4				
Brian Dayett, R (1,7) OBP: 0.350, SLG: 0.455		0-0 F7		0-0 SF7		0-0 5-3			0-3 K	3	0	0	1	0	1	1				
Keith Moreland, R (1,5) OBP: 0.310, SLG: 0.461		0-0 6-3		0-0 2B			0-3 K		0-0 1B	4	0	2	0	0	1	0				
Manny Trillo, R (1,3) OBP: 0.367, SLG: 0.444		0-0 P5		0-0 F8			0-3 K		0-0 L4	4	0	0	0	0	1	2				
Jody Davis, R (1,2) OBP: 0.331, SLG: 0.418			0-0 F8		0-0 L5		0-3 K		0-0 5-3	4	0	0	0	0	1	1				
Shawon Dunston, R (1,6) OBP: 0.267, SLG: 0.358			0-0 1B		0-3 K			0-0 F9		3	0	1	0	0	1	0				
Greg Maddux, R (1,1) OBP: 0.119, SLG: 0.119 Jay Baller, R (6,1) OBP: 1.000, SLG: 1.000 Mike Brumley, S (8, PH) OBP: 0.278, SLG: 0.278 Rafael Palmeiro, L (8,9) OBP: 0.323, SLG: 0.516			0-0 4-3		0-0 F8			0-0 F9		2	0	0	0	0	0	1				
Inning Stats	R: 0 E: 0 K: 0 S: 3	H: 0 LOB: 0 BB: 0 P: 3	R: 0 E: 0 K: 0 S: 3	H: 0 LOB: 0 BB: 0 P: 3	R: 0 E: 0 K: 0 S: 4	H: 1 LOB: 1 BB: 0 P: 4	R: 1 E: 1 K: 0 S: 5	H: 1 LOB: 1 BB: 0 P: 5	R: 0 E: 0 K: 1 S: 4	H: 0 LOB: 0 BB: 0 P: 4	R: 0 E: 0 K: 3 S: 9	H: 0 LOB: 0 BB: 0 P: 9	R: 0 E: 0 K: 3 S: 3	H: 0 LOB: 2 BB: 2 P: 11	R: 0 E: 0 K: 1 S: 6	H: 1 LOB: 1 BB: 0 P: 6	1B: 2 2B: 2 3B: 0 HR: 0	SF: 1 SAC: 0 DP: 0 HBP: 0	WP: 0 PB: 0 SB: 0 CS: 0	PA: 34
PITCHER	IP WLS BF H R ER SO BB IBB HBP BLK WP HR S P ERA WHIP																			
Neal Heaton, L (1,1) ERA: 4.52 Andy McGaffigan, R (7,1) ERA: 2.26	6.0 W 22 3 1 0 1 0 0 0 0 0 0 0 24 24 0.00 0.500																			
3	3.0 S 12 1 0 0 4 2 0 0 0 0 0 0 0 18 26 0.00 1.000																			

Chicago Cubs @ Montreal Expos
Olympic Stadium, Montreal, QB
Fri Oct 02 1987, 7:05 PM EDT
Att: 13,301 - Unknown

AB	31
R	1
H	4
RBI	1
BB	2
SO	5
LOB	10



Batter	1	2	3	4	5	6	7	8	9	AB	R	H	RBI	BB	SO	LOB	BOTTOM			
Tim Raines, S (1,7) OBP: 0.425, SLG: 0.524 Tom Romano, R (8,7)	0-0 1-3	0-0 3-1		0-0 1B		4-0 1B		0-0 4-3		3	0	1	1	1	0	2				
Mitch Webster, S (1,9) OBP: 0.360, SLG: 0.431	0-0 4-3		0-0 5-3	0-0 4-3		0-0 P6				4	0	0	0	0	0	4				
Hubie Brooks, R (1,6) OBP: 0.302, SLG: 0.430 Casey Candaele, S (6, PH) OBP: 0.328, SLG: 0.347 (7,4)	0-0 1B		0-0 4-3		0-0 6-3	0-0 1B		1-2 2H 3H 6-3		4	0	2	2	0	0	0				
Tim Wallach, R (1,5) OBP: 0.341, SLG: 0.508 Andy McGaffigan, R (7,1)	0-0 FC6		0-0 P6		0-0 1B	0-0 K				4	0	1	0	0	1	3				
Wallace Johnson, S (1,3) OBP: 0.292, SLG: 0.338 Luis Rivera, R (7,6) OBP: 0.188, SLG: 0.226		4-0 1B		4-0 S		0-3 K		4-0 G4-6-3		1	2	0	0	2	1	1				
Herm Winningham, L (1,8) OBP: 0.309, SLG: 0.355		0-0 SH1-4		4-0 E		0-0 CS		0-0 G4-6-3		3	2	2	0	1	0	1				
Tom Foley, L (1,4) OBP: 0.325, SLG: 0.437 (7,5)		0-3 K		0-0 E1		0-0 G3		0-0 F8		4	0	0	0	0	1	4				
Jeff Reed, L (1,2) OBP: 0.253, SLG: 0.279		0-0 SH1-4		0-0 G4-6-3		0-0 2B		0-3 K		4	1	2	2	0	1	1				
Neal Heaton, L (1,1) OBP: 0.221, SLG: 0.239 Jack Daugherty, S (6, PH) OBP: 0.111, SLG: 0.222 (7,3)		0-0 SH1-4		0-0 1B		0-0 1B		0-3 K		1	1	1	0	0	0	0				
Inning Stats	R: 0 E: 0 K: 0 S: 4	H: 1 LOB: 1 BB: 0 P: 4	R: 1 E: 0 K: 1 S: 7	H: 2 LOB: 2 BB: 1 P: 11	R: 0 E: 0 K: 0 S: 3	H: 0 LOB: 0 BB: 0 P: 3	R: 3 E: 1 K: 0 S: 5	H: 2 LOB: 1 BB: 2 P: 13	R: 0 E: 0 K: 1 S: 5	H: 1 LOB: 0 BB: 0 P: 5	R: 3 E: 0 K: 1 S: 9	H: 4 LOB: 2 BB: 1 P: 13	R: 0 E: 0 K: 0 S: 2	H: 0 LOB: 0 BB: 1 P: 6	R: 0 E: 0 K: 2 S: 7	H: 0 LOB: 0 BB: 0 P: 7	1B: 8 2B: 2 3B: 0 HR: 0	SF: 0 SAC: 1 DP: 2 HBP: 0	WP: 0 PB: 0 SB: 2 CS: 1	PA: 38
PITCHER	IP WLS BF H R ER SO BB IBB HBP BLK WP HR S P ERA WHIP																			
Greg Maddux, R (1,1) ERA: 5.61 Jay Baller, R (6,1) ERA: 6.75 Mike Mason, L (8,1) ERA: 5.64	5.2 L 30 10 7 4 2 1 1 0 0 0 0 0 0 30 46 6.35 2.294																			
1	1.1 4 0 0 0 1 1 0 0 0 0 0 0 5 9 0.00 0.750																			
8	1.0 3 0 0 0 2 0 0 0 0 0 0 0 7 7 0.00 0.000																			

Chicago Cubs @ Montreal Expos
Olympic Stadium, Montreal, QB
Fri Oct 02 1987, 7:05 PM EDT
Att: 13,301 - Unknown

AB	31
R	7
H	10
RBI	5
BB	5
SO	5
LOB	16



Batter	1	2	3	4	5	6	7	8	9	AB	R	H	RBI	BB	SO	LOB	TOP										
Dave Martinez, L (1, 8) OBP: 0.372, SLG: 0.414 Bob Demier, R (7, PH) OBP: 0.379, SLG: 0.497	4-0 HR BB		0-0 23 CS 1B	4-0 BB BB			0-3 K		0-3 K	1	1	1	0	2	0	0											
Andra Dawson, R (1, 9) OBP: 0.327, SLG: 0.571	0-0 1-H HR		0-3 K	0-0 5-3			0-0 L6		0-3 K	5	1	1	2	0	2	3											
23 Ryne Sandberg, R (1, 4) OBP: 0.367, SLG: 0.442	0-0 6-3		4-0 2B 1-2 1B BB		0-0 6-3		4-0 1B BB			2	1	0	0	2	0	0											
Rafael Palmeiro, L (1, 3) OBP: 0.335, SLG: 0.528	1-0 CS HBP		0-0 1-3 1B 2B		0-0 1B		0-0 1-2 1B			3	1	3	0	0	0	0											
Jerry Mumphrey, S (1, 7) OBP: 0.400, SLG: 0.536 Brian Dayett, R (7, PH) OBP: 0.348, SLG: 0.452	0-3 K		0-0 2-H 3-H 1B		0-3 K		0-0 4-3			3	0	1	2	0	2	2											
Keith Moreland, R (1, 5) OBP: 0.310, SLG: 0.462		0-0 2B	0-0 P4		0-0 F9			0-0 5-3		4	0	1	0	0	0	2											
Jim Sundberg, R (1, 2) OBP: 0.306, SLG: 0.302 Luis Quinones, S (8, PH) OBP: 0.291, SLG: 0.280 Frank DiPino, L (8, 1) OBP: 0.500, SLG: 0.500			0-0 F9		0-0 5-3		0-0 F9		0-0 F8	3	0	0	0	0	0	1											
Mike Brumley, S (1, 6) OBP: 0.277, SLG: 0.297			0-0 F5		0-0 3B		0-3 K		0-0 4-3	4	0	1	0	0	1	1											
Les Lancaster, R (1, 1) OBP: 0.100, SLG: 0.102 Damon Berryhill, S (8, 2) OBP: 0.231, SLG: 0.174			0-3 K		0-0 P4		0-0 P4		0-0 F2	3	0	0	0	0	1	2											
Inning Stats	R: 2 E: 0 K: 1 S: 5	H: 1 BB: 1 P: 10	R: 0 E: 0 K: 1 S: 6	H: 1 LOB: 1 BB: 0 P: 6	R: 2 E: 0 K: 1 S: 7	H: 3 LOB: 1 BB: 1 P: 11	R: 0 E: 0 K: 0 S: 4	H: 1 LOB: 1 BB: 1 P: 8	R: 0 E: 0 K: 1 S: 6	H: 0 LOB: 0 BB: 0 P: 5	R: 0 E: 0 K: 1 S: 6	H: 1 LOB: 2 BB: 1 P: 10	R: 0 E: 0 K: 0 S: 3	H: 0 LOB: 0 BB: 0 P: 3	R: 0 E: 0 K: 2 S: 7	H: 0 LOB: 0 BB: 0 P: 7	1B: 4 2B: 3 3B: 1 HR: 1	SF: 0 SAC: 0 DP: 1 HBP: 1	WP: 0 PB: 0 SB: 0 CS: 2	PA: 38							
PITCHER	IP	WLS	BF	H	R	ER	SO	BB	IBB	HBP	BLK	WP	HR	S	P	ERA	WHIP										
Bob Sebra, R (1, 1) ERA: 4.42	3.0		15	5	4	4	3	2	0	1	0	0	1	18	27	12.00	2.333										
Randy St. Claire, R (4, 1) ERA: 4.03	3.0		12	2	0	0	2	1	0	0	0	0	0	15	19	0.00	1.000										
Joe Hesketh, L (7, 1) ERA: 3.14	0.2		4	1	0	0	1	1	0	0	0	0	0	5	9	0.00	3.000										
Jeff Parrett, R (7, 1) ERA: 3.94	0.1	W	1	0	0	0	0	0	0	0	0	0	0	1	1	0.00	0.000										
Tim Burke, R (8, 1) ERA: 1.15	2.0	S	6	0	0	0	2	0	0	0	0	0	0	10	10	0.00	0.000										

Chicago Cubs @ Montreal Expos
Olympic Stadium, Montreal, QB
Sat Oct 03 1987, 3:33 AM EDT
Att: 15,517 - Unknown

AB 33
R 4
H 8
RBI 4
BB 4
SO 8
LOB 13



Batter	1	2	3	4	5	6	7	8	9	AB	R	H	RBI	BB	SO	LOB	BOTTOM										
Tim Raines, S (1, 7) OBP: 0.428, SLG: 0.525	0-0 1B 1B 1B	4-0 HBP BB		4-0 1B BB		0-0 F8		0-0 1-2 2-3 1B		3	1	2	0	2	0	0											
Casey Candaele, S (1, 9) OBP: 0.331, SLG: 0.348	0-0 1-2 1B	1-0 1-2 2-3 HBP		0-0 1-3 2-H 1B		0-0 G6-4-3		0-0 F7		4	1	2	1	0	0	3											
Hubie Brooks, R (1, 6) OBP: 0.302, SLG: 0.428	0-0 1-2 2-3 E 1B	0-0 P4		0-0 G6-4-3		0-0 4-3				4	1	1	0	0	0	4											
Tim Wallach, R (1, 5) OBP: 0.342, SLG: 0.513	0-0 F3	0-0 6-3			0-0 1B		0-0 HR			4	1	2	1	0	0	5											
Wallace Johnson, S (1, 3) OBP: 0.301, SLG: 0.345 Tim Burke, R (8, 1)	0-0 1-2 2-H 3-H 1B		0-0 G4-6-3		0-0 F7		0-0 1-3			4	0	2	2	0	0	1											
Herm Winningham, L (1, 8) OBP: 0.305, SLG: 0.351	0-0 1-2 2-H E6		0-0 G4-6-3		0-0 F9		0-0 F8			4	0	0	0	0	0	3											
Tom Foley, L (1, 4) OBP: 0.322, SLG: 0.432 Mitch Webster, S (8, PH) OBP: 0.360, SLG: 0.434	0-0 F5		0-0 P4		0-0 F8		0-0 1B 2B			3	0	0	0	0	0	3											
Jeff Reed, L (1, 2) OBP: 0.254, SLG: 0.280 Dave Engle, R (8, PH) OBP: 0.281, SLG: 0.313 Mike Fitzgerald, R (9, 2) OBP: 0.338, SLG: 0.310	0-0 F8			0-0 SH2-4 1B		0-0 F7		0-0 F8		3	1	1	0	0	0	2											
Bob Sebra, R (1, 1) OBP: 0.189, SLG: 0.276 Randy St. Claire, R (4, 1) OBP: 0.335, SLG: 0.330 Jack Dawidowski, S (8, PH) OBP: 0.165, SLG: 0.200 Joe Hesketh, R (7, 1) OBP: 0.348, SLG: 0.452 Jeff Parrett, R (7, 1) OBP: 0.348, SLG: 0.452 Andres Calarraga, R (8, 3) OBP: 0.300, SLG: 0.400		0-0 HBP BB 1B		0-0 SH2-4 1B		0-0 1-3		4-0 1B BB		1	0	1	0	0	0	0											
Inning Stats	R: 3 E: 1 K: 0 S: 8	H: 4 LOB: 2 BB: 0 P: 8	R: 0 E: 0 K: 0 S: 3	H: 1 LOB: 2 BB: 1 P: 8	R: 0 E: 0 K: 0 S: 3	H: 1 LOB: 0 BB: 0 P: 3	R: 1 E: 0 K: 0 S: 4	H: 2 LOB: 1 BB: 1 P: 8	R: 0 E: 0 K: 0 S: 4	H: 1 LOB: 1 BB: 0 P: 4	R: 0 E: 0 K: 0 S: 3	H: 0 LOB: 0 BB: 0 P: 3	R: 1 E: 0 K: 0 S: 4	H: 1 LOB: 0 BB: 0 P: 4	R: 0 E: 0 K: 0 S: 5	H: 2 LOB: 3 BB: 1 P: 9	1B: 10 2B: 1 3B: 0 HR: 1	SF: 0 SAC: 1 DP: 2 HBP: 1	WP: 0 PB: 0 SB: 0 CS: 0	PA: 38							
PITCHER	IP	WLS	BF	H	R	ER	SO	BB	IBB	HBP	BLK	WP	HR	S	P	ERA	WHIP										
Les Lancaster, R (1, 1) ERA: 4.9	7.0	L	32	10	5	4	0	2	0	1	0	0	1	29	38	5.14	1.714										
Frank DiPino, L (8, 1) ERA: 3.0	1.0		6	2	0	0	0	1	0	0	0	0	0	5	9	0.00	3.000										

Chicago Cubs @ Montreal Expos
Olympic Stadium, Montreal, QB
Sat Oct 03 1987, 3:33 AM EDT
Att: 15,517 - Unknown

AB 33
R 5
H 12
RBI 4
BB 3
SO 0
LOB 22



