Montreal Expos - 1988

Batter	1	2	3	4	5	6	7	8	9	AB	R	H	RBI	BB	SO	LOB
Lenny Dykstra, L (1, 8) OBP: 0.400, SLG: 1.000	BBBB 4-0 1B BB		BFCX 1-2 E4 BLK S 1B	CBFBS 2-3 ② K		BFFX 1-2 1-H 2-H HR		BX 1-0 ② F8		4	2	1	3	1	1	0
Tim Teufel, R (1, 4) OBP: 0.200, SLG: 0.200	B 1 SAFE X 1-0 ① G4-3 1-2 1B		FX 0-1 ② F7	BCBCBC 3-3 ③ K		BCBX 2-1 ③ 1-3		BFBSX 2-2 ③ F9		5	0	1	0	0	1	1
Keith Hernandez, L (1, 3)	CBBX 2-1 ②③ G4-3 1-2f		CPFBBB 4-2 1B BLK 1-2 BB		X 0-0 ① 5-3		BFX 1-1 ① F6		CX 0-1 ① F5	4	0	0	0	1	0	1
Darryl Strawberry, L (1, 9) OBP: 1.000, SLG: 2.500		CBFX 1-2 HR	BIII 4-0 1B 1-2 2-3 IBB		X 0-0 CS 1B		X 0-0 HR		BFBCX 2-2 CS 1B	4	2	4	2	1	0	0
Kevin McReynolds, R (1, 7) OBP: 0.800, SLG: 2.000		CBX 1-1 1B	BBBCX 3-1 1-2 2-3 3-H 1B		BFPSS 2-3 ②③ K 1-2		X 0-0 HR		BBFFX 2-1 ② 1-2 HR	5	2	4	3	0	1	1
Gary Carter, R (1, 2) OBP: 0.400, SLG: 0.250		BX 1-0 ① F5	CSBC 1-3 ③ K			X 0-0 BB HR 1B	BX 1-0 ② F7		BBBBB 4-0 BB	4	1	1	0	1	1	4
Howard Johnson, S (1, 5) OBP: 0.400, SLG: 0.250		CFS 0-3 ② K		BSX 1-1 HR 1B		CFBBBS 3-3 ① K	BBFBCFB 4-2 BB		BX 1-0 ③ F7	4	1	1	0	1	2	3
Kevin Elster, R (1, 6) OBP: 0.250, SLG: 1.000		BFBFS 2-3 ③ K		X 0-0 1-H HR		CBCBX 2-2 ② F8	X 0-0 ③ F8			4	1	1	2	0	1	3
Dwight Gooden, R (1, 1) Dave Magadan, L (6, PH) David Cone, L (6, 1) Randy Myers, L (8, 1)			BFX 1-1 ① 5-3	BBCX 2-1 ① F9		BBBCCFFFF 4-2 B 1-2 HR BB		X 0-0 ① 4-3		2 0 1 0	0 1 0 0	0 0 0 0	0 0 0 0	0 1 0 0	0 0 0 0	0 0 0 0
Inning Stats	R: 0 E: 0 K: 0 S: 3 H: 1 LOB: 0 BB: 1 P: 10	R: 1 E: 0 K: 2 S: 12 H: 2 LOB: 1 BB: 0 P: 17	R: 1 E: 1 K: 1 S: 15 H: 1 LOB: 3 BB: 2 P: 28	R: 2 E: 0 K: 2 S: 11 H: 2 LOB: 0 BB: 0 P: 19	R: 0 E: 0 K: 1 S: 6 H: 1 LOB: 0 BB: 0 P: 7	R: 3 E: 0 K: 1 S: 18 H: 2 LOB: 0 BB: 1 P: 30	R: 2 E: 0 K: 0 S: 9 H: 2 LOB: 1 BB: 1 P: 15	R: 0 E: 0 K: 0 S: 5 H: 0 LOB: 0 BB: 0 P: 8	R: 1 E: 0 K: 0 S: 8 H: 2 LOB: 1 BB: 1 P: 17	1B: 7 2B: 0 3B: 0 HR: 6 SF: 0 SAC: 0 DP: 1 HBP: 0						

PITCHER		IP	WLS	BF	H	R	ER	SO	BB	IBB	HBP	BLK	WP	HR	S	P	ERA	WHIP
Dennis Martinez, R ERA: 9.0	(1, 1)	6.0	L	29	9	7	6	7	3	1	0	1	0	3	65	111	9.00	2.000
Randy St. Claire, R ERA: 18.0	(7, 1)	1.0		6	2	2	2	0	1	0	0	0	0	2	9	15	18.00	3.000
Andy McGaffigan, R ERA:	(8, 1)	1.0		3	0	0	0	0	0	0	0	0	0	0	5	8	0.00	0.000
Bob McClure, L ERA:	(9, 1)	0.0		0	0	0	0	0	0	0	0	0	0	0	0	0	∞	∞
Jeff Parrett, R ERA: 13.5	(9, 1)	0.2		3	1	0	0	0	1	0	0	0	0	1	3	10	0.00	3.000

PITCHER	IP	WLS	BF	H	R	ER	SO	BB	IBB	HBP	BLK	WP	HR	S	P	ERA	WHIP

TOP

New York Mets @ Montreal Expos

Olympic Stadium, Montreal, QB

Mon Apr 04 1988, 3:33 AM EDT

Att. 55,413 - Dome - 70 F

livebaseballscorecards.com

AB	37
R	10
H	13
RBI	10
BB	6
SO	7
LOB	13

BOTTOM

Batter	1	2	3	4	5	6	7	8	9	AB	R	H	RBI	BB	SO	LOB
Tim Raines, S (1, 7) OBP: 0.333, SLG: 0.400	4-3	FC5-4 BB		1B 2B	L6		3-1		F9	5	0	1	1	1	0	3
Mitch Webster, S (1, 8) OBP: 0.800, SLG: 1.250	1B 3B	FC5-4		FC6-4 1B		FC4-6 BB		HR 1B		4	2	3	0	1	0	2
Hubie Brooks, R (1, 9) OBP: 0.400, SLG: 1.000	HBP 1B		F4	FC6-4		FC4-6 S		HR		5	1	2	3	0	0	3
Tim Wallach, R (1, 5) OBP: 0.400, SLG: 0.400	F8		BLK 1B		2B 4-3 1B	K		F8		5	1	2	0	0	1	2
Andres Galarraga, R (1, 3) OBP: 0.800, SLG: 1.333	HBP		F3		4-3 1B 2B	BB		F9 2B		3	1	2	0	1	0	1
Tom Foley, L (1, 4) Randy St. Claire, R (7, 1) Andy McGaffigan, R (8, 1) Graig Nettles, L (8, PH) Dave Engle, R (8, PH) Bob McClure, R (9, 1) Jeff Parrett, R (9, 1)	K		F6		4-3	F8		F9		4 0 0 0 1 0 0	0 0 0 0 0 0 0	0 0 0 0 0 0 0	1 0 0 0 0 0 0	0 0 0 0 0 0 0	1 0 0 0 0 0 0	6 0 0 0 1 0 0
Luis Rivera, R (1, 6) OBP: 0.400, SLG: 0.400		FC1-6 1B		6-3 1-4-3 2B 1B	5-3		F3	K		5	1	2	0	0	1	2
Jeff Reed, L (1, 2) OBP: 0.250, SLG: 0.250 Mike Fitzgerald, R (9, PH)		FC1-6 SH3		1-4-3	1B 1B		F8		5-3	4 1	0 0	1 0	1 0	0 0	0 0	2 0
Dennis Martinez, R (1, 1) OBP: 0.500, SLG: 0.500 Casey Candaele, S (7, 4) OBP: 0.500, SLG: 1.000		SH3		6-3	1B		2B		K	2 2	0 0	1 1	0 0	0 1	0 0	1 0
Inning Stats	R: 1 E: 0 K: 1 S: 10 H: 2 LOB: 2 BB: 0 P: 14	R: 0 E: 0 K: 0 S: 7 H: 1 LOB: 2 BB: 1 P: 13	R: 0 E: 0 K: 0 S: 9 H: 1 LOB: 1 BB: 0 P: 11	R: 1 E: 0 K: 0 S: 10 H: 3 LOB: 2 BB: 0 P: 13	R: 2 E: 0 K: 0 S: 16 H: 4 LOB: 2 BB: 0 P: 23	R: 0 E: 0 K: 1 S: 12 H: 0 LOB: 2 BB: 2 P: 24	R: 0 E: 0 K: 0 S: 9 H: 1 LOB: 1 BB: 0 P: 14	R: 2 E: 0 K: 1 S: 12 H: 3 LOB: 1 BB: 0 P: 14	R: 0 E: 0 K: 1 S: 10 H: 0 LOB: 0 BB: 0 P: 17	1B: 9 2B: 4 3B: 1 HR: 1 SF: 0 SAC: 1 DP: 0 HBP: 1						

PITCHER		IP	WLS	BF	H	R	ER	SO	BB	IBB	HBP	BLK	WP	HR	S	P	ERA	WHIP
Dwight Gooden, R ERA: 7.2	(1, 1)	5.0	W	28	11	4	4	1	1	0	1	1	0	0	52	74	7.20	2.400
David Cone, R ERA: 7.71	(6, 1)	2.1		13	4	2	2	1	2	0	0	0	0	1	28	47	7.71	2.571
Randy Myers, L ERA:	(8, 1)	1.2	S	5	0	0	0	2	0	0	0	0	0	0	15	22	0.00	0.000

PITCHER	IP	WLS	BF	H	R	ER	SO	BB	IBB	HBP	BLK	WP	HR	S	P	ERA	WHIP

New York Mets @ Montreal Expos

Olympic Stadium, Montreal, QB

Mon Apr 04 1988, 3:33 AM EDT

Att. 55,413 - Dome - 70 F

livebaseballscorecards.com

AB	41
R	6
H	15
RBI	6
BB	3
SO	4
LOB	23

WP: 0 PA: 46
PB: 0
SB: 1
CS: 0

Batter	1	2	3	4	5	6	7	8	9	AB	R	H	RBI	BB	SO	LOB
Lenny Dykstra, L (1, 8) OBP: 0.333, SLG: 0.625	B B B C C C 3-3 ① K		X 0-0 S 1B			C B B B F B C 3-3 ① K		B C B C B X 3-2 ③ 4-3		4	0	1	0	0	2	0
Wally Backman, S (1, 4)	B F X 1-1 ② 4-3		B C S B B S 3-3 ③ K 1-2			F B B C S 2-3 ② K			C X 0-1 ① 4-3	4	0	0	0	0	2	1
Keith Hernandez, L (1, 3) OBP: 0.222, SLG: 0.250	B B X 2-0 ③ G3			B F S F X 1-2 ① 4-3		B X 1-0 2B			F C B B X 2-2 ② F7	4	0	1	0	0	0	0
Darryl Strawberry, L (1, 9) OBP: 0.778, SLG: 1.500		S B C X 1-2 FC6-4 1B		B X 1-0 ② 4-3		C B C X 1-2 ③ F7			B B S X 2-1 2B 1B	4	1	2	0	0	0	1
Kevin McReynolds, R (1, 7) OBP: 0.667, SLG: 1.444		B C F B X 2-2 ① FC6-4 FC6-4 1-2f		C X 0-1 ③ F7			B X 1-0 G5-4-3 1B		X 0-0 1-H 2B	4	0	2	1	0	0	1
Gary Carter, R (1, 2) OBP: 0.222, SLG: 0.125		F X 0-1 ② FC6-4 1-2f			B B B C C X 3-2 ① F7		X 0-0 ① ② G5-4-3 1-2f		F F B B X 2-2 ③ F7	4	0	0	0	0	0	3
Howard Johnson, S (1, 5) OBP: 0.250, SLG: 0.143		C B B B C F S 3-3 ③ K			F B C B B X 3-2 ② F5		B B F S S 2-3 ③ K			3	0	0	0	0	2	1
Kevin Elster, R (1, 6) OBP: 0.286, SLG: 0.857			C X 0-1 ① 6-3		X 0-0 2B			C B S S 1-3 ① K		3	0	1	0	0	1	0
Ron Darling, R (1, 1) Lee Mazzilli, S (8, PH) Terry Leach, R (8, 1)			C S B F F S 1-3 ② K		S X 0-1 ③ 1-3			C F B B B F F C 3-3 ② K		2 1 0	0 0 0	0 0 0	0 0 0	0 0 0	1 1 0	1 0 0
Inning Stats	R: 0 H: 0 E: 0 LOB: 0 K: 1 BB: 0 S: 6 P: 12	R: 0 H: 1 E: 0 LOB: 1 K: 1 BB: 0 S: 12 P: 18	R: 0 H: 1 E: 0 LOB: 1 K: 2 BB: 0 S: 11 P: 15	R: 0 H: 0 E: 0 LOB: 0 K: 0 BB: 0 S: 7 P: 9	R: 0 H: 1 E: 0 LOB: 1 K: 0 BB: 0 S: 9 P: 15	R: 0 H: 1 E: 0 LOB: 1 K: 2 BB: 0 S: 11 P: 18	R: 0 H: 1 E: 0 LOB: 0 K: 1 BB: 0 S: 5 P: 8	R: 0 H: 0 E: 0 LOB: 0 K: 2 BB: 0 S: 11 P: 18	R: 1 H: 2 E: 0 LOB: 1 K: 0 BB: 0 S: 11 P: 17	1B: 4 SF: 0 2B: 3 SAC: 0 3B: 0 DP: 1 HR: 0 HBP: 0						

PITCHER		IP	WLS	BF	H	R	ER	SO	BB	IBB	HBP	BLK	WP	HR	S	P	ERA	WHIP
Pascual Perez, R ERA: 1.04	(1, 1)	8.2	W	32	7	1	1	9	0	0	0	0	0	0	80	125	1.04	0.808
Tim Burke, R ERA:	(9, 1)	0.1		1	0	0	0	0	0	0	0	0	0	0	3	5	0.00	0.000

PITCHER	IP	WLS	BF	H	R	ER	SO	BB	IBB	HBP	BLK	WP	HR	S	P	ERA	WHIP

TOP

New York Mets @ Montreal Expos

Olympic Stadium, Montreal, QB

Wed Apr 06 1988, 7:05 PM EDT

Att. 11,112 - Dome - 70 F

livebaseballscorecards.com

AB	33
R	1
H	7
RBI	1
BB	0
SO	9
LOB	8

PA: 33

WP: 0 PB: 0 SB: 1 CS: 0

New York Mets @ Montreal Expos

Olympic Stadium, Montreal, QB

Wed Apr 06 1988, 7:05 PM EDT

Att. 11,112 - Dome - 70 F

BOTTOM

Batter	1	2	3	4	5	6	7	8	9	AB	R	H	RBI	BB	SO	LOB
Tim Raines, S (1, 7) OBP: 0.300, SLG: 0.333	F8		K		1-3			2B 1B (S)		4	1	1	0	0	1	0
Mitch Webster, S (1, 8) OBP: 0.889, SLG: 1.500	2B 1B		E9 3B		CS 1B			1-3 1B 2B (1-H)		4	3	4	1	0	0	0
Hubie Brooks, R (1, 9) OBP: 0.333, SLG: 0.778	1B 2B (1-H)		K		CS (1-2)	F6		1-3 (2-3)		4	1	1	1	0	1	1
Tim Wallach, R (1, 5) OBP: 0.333, SLG: 0.333	F2		5-3			F6		FC4-6 1B (3-H)		4	0	1	1	0	0	1
Andres Galarraga, R (1, 3) OBP: 0.556, SLG: 0.714	1B (2-H)			4-3		F8		FC4-6 1B (1-2f)		4	0	1	1	0	0	1
Jeff Reed, L (1, 2) OBP: 0.500, SLG: 0.500	F8			1B		G4-6-3 1B		1B (1-2)		4	0	3	0	0	0	1
Luis Rivera, R (1, 6) OBP: 0.333, SLG: 0.333		F7		F3		G4-6-3 1B (1-2)		L5		4	0	1	0	0	0	3
Casey Candaele, S (1, 4) OBP: 0.200, SLG: 0.400		F8		G3				G4-6-3 (1-2f, 2-3)		3	0	0	0	0	0	3
Pascual Perez, R (1, 1) Tim Burke, R (9, 1)		K			1-3					3 0	0 0	0 0	0 0	0 0	1 0	1 0
Inning Stats	R: 2 H: 3 E: 0 LOB: 1 K: 0 BB: 0 S: 12 P: 16	R: 0 H: 0 E: 0 LOB: 0 K: 1 BB: 0 S: 9 P: 14	R: 1 H: 1 E: 1 LOB: 0 K: 2 BB: 0 S: 12 P: 20	R: 0 H: 1 E: 0 LOB: 1 K: 0 BB: 0 S: 11 P: 15	R: 0 H: 1 E: 0 LOB: 0 K: 0 BB: 0 S: 5 P: 7	R: 0 H: 0 E: 0 LOB: 0 K: 0 BB: 0 S: 5 P: 9	R: 0 H: 2 E: 0 LOB: 1 K: 0 BB: 0 S: 11 P: 16	R: 2 H: 4 E: 0 LOB: 2 K: 0 BB: 0 S: 12 P: 17		1B: 9 SF: 0 2B: 2 SAC: 0 3B: 1 DP: 1 HR: 0 HBP: 0						

livebaseballscorecards.com

AB	34
R	5
H	12
RBI	4
BB	0
SO	3
LOB	11

WP: 0 PA: 35
PB: 0
SB: 1
CS: 1

PITCHER		IP	WLS	BF	H	R	ER	SO	BB	IBB	HBP	BLK	WP	HR	S	P	ERA	WHIP
Ron Darling, R ERA: 2.57	(1, 1)	7.0	L	27	8	3	2	3	0	0	0	0	0	0	65	97	2.57	1.143
Terry Leach, R ERA: 18.0	(8, 1)	1.0		7	4	2	2	0	0	0	0	0	0	0	12	17	18.00	4.000

PITCHER	IP	WLS	BF	H	R	ER	SO	BB	IBB	HBP	BLK	WP	HR	S	P	ERA	WHIP

Batter	1	2	3	4	5	6	7	8	9	AB	R	H	RBI	BB	SO	LOB
Mookie Wilson, S (1, 8) (8, 7) OBP: 0.400, SLG: 0.750	F X 0-1 1B 3B	X 0-0 G6-4-3 1-2f			B B F B B B 4-1 5-3 1B BB	B F F F F X 1-2 F9		S B S X 1-2 G3		4	2	1	0	1	0	2
Lee Mazzilli, S (1, 7) Roger McDowell, R (8, 1)	F B X 1-1 F2	B C X 1-1 F3			B C X 1-1 5-3 1-2	C B B C S 2-3 K		B B F B B 4-1 BB		4	0	0	0	1	1	3
										0	0	0	0	0	0	0
Keith Hernandez, L (1, 3) OBP: 0.357, SLG: 0.333	B F F B X 2-2 F9 BB BB 3-H 1B	C B B X 2-1 F8			B C X 1-1 HR 2-H 1B		B F F B B B 4-2 BLK HBP BB	C F S 0-3 K		4	2	2	2	1	1	1
Darryl Strawberry, L (1, 9) OBP: 0.714, SLG: 1.417	B S B B S T B 4-2 BB BB 1B 1-2 BB	S X 0-1 4-3			B B X 2-0 2-H HR	X 0-0 F7			C X 0-1 BLK 1B	4	2	2	2	1	0	1
Gary Carter, R (1, 2) OBP: 0.357, SLG: 0.750	C B B F X 2-2 F9 2-3	B B B C F X 3-2 HR			X 0-0 HR	C B C H 2-2 BLK 1-2 HBP			B X 1-0 F6	4	2	2	2	0	0	3
Howard Johnson, S (1, 5) OBP: 0.231, SLG: 0.091	B F B B B 4-1 1B BB 1-2 BB	C B C B B X 3-2 F7			B C F B S 2-3 K	B B X 2-0 F2			P C F B F C 2-3 K	4	0	0	0	1	2	3
Tim Teufel, R (1, 4) OBP: 0.400, SLG: 0.143	C B B B B 4-1 1B BB 1-2 2-3 3-H BB			X 0-0 F4	S S B X 1-2 5-3	B B B C B 4-1 FC6-4 1-2 2-3 BB			C S B F B B B 4-2 1-2 BB	2	0	0	1	3	0	0
Kevin Elster, R (1, 6) OBP: 0.250, SLG: 0.583	X 0-0 1-2 2-3 3-H 1B			B B F C B X 3-2 F8		C C S 0-3 K	B C X 1-1 FC6-4 1-2f		B F C F S 1-3 K	5	0	1	1	0	2	5
Bob Ojeda, L (1, 1) OBP: 0.667, SLG: 0.667 Lenny Dykstra, L (8, PH) (8, 8) OBP: 0.300, SLG: 0.556		C F B B X 2-2 G6-4-3 1B		S B C B S 2-3 K		C B B X 2-1 1B		F C X 0-2 3-1		3	0	2	0	0	1	0
										1	0	0	0	0	0	0
Inning Stats	R: 3 E: 0 K: 0 S: 16 H: 3 LOB: 2 BB: 3 P: 33	R: 0 E: 0 K: 0 S: 6 H: 1 LOB: 0 BB: 0 P: 9	R: 1 E: 0 K: 0 S: 10 H: 1 LOB: 0 BB: 0 P: 18	R: 0 E: 0 K: 1 S: 7 H: 0 LOB: 0 BB: 0 P: 12	R: 4 E: 0 K: 1 S: 13 H: 3 LOB: 0 BB: 1 P: 24	R: 0 E: 0 K: 2 S: 13 H: 1 LOB: 1 BB: 0 P: 18	R: 0 E: 0 K: 0 S: 9 H: 0 LOB: 3 BB: 2 P: 22	R: 0 E: 0 K: 1 S: 10 H: 0 LOB: 1 BB: 1 P: 15	R: 0 E: 0 K: 2 S: 16 H: 1 LOB: 2 BB: 1 P: 23	1B: 6 2B: 0 3B: 1 HR: 3 SF: 0 SAC: 0 DP: 1 HBP: 1						

TOP

New York Mets @ Montreal Expos

Olympic Stadium, Montreal, QB

Thu Apr 07 1988, 7:05 PM EDT

Att. 10,193 - Dome - 70 F

livebaseballscorecards.com

AB	35
R	8
H	10
RBI	8
BB	8
SO	7
LOB	18

PITCHER		IP	WLS	BF	H	R	ER	SO	BB	IBB	HBP	BLK	WP	HR	S	P	ERA	WHIP
Neal Heaton, L ERA: 14.54	(1, 1)	4.1	L	22	7	7	7	1	4	0	0	0	0	2	45	86	14.54	2.538
Andy McGaffigan, R ERA: 3.38	(5, 1)	1.2		7	2	1	1	3	0	0	0	0	0	1	20	28	5.40	1.200
Jeff Parrett, R ERA: 3.38	(7, 1)	2.0		10	0	0	0	1	3	0	1	1	0	0	19	37	0.00	1.500
Randy St. Claire, R ERA: 9.0	(9, 1)	1.0		5	1	0	0	2	1	0	0	1	0	0	16	23	0.00	2.000

PITCHER	IP	WLS	BF	H	R	ER	SO	BB	IBB	HBP	BLK	WP	HR	S	P	ERA	WHIP

New York Mets @ Montreal Expos

Olympic Stadium, Montreal, QB

Thu Apr 07 1988, 7:05 PM EDT

Att. 10,193 - Dome - 70 F

livebaseballscorecards.com

BOTTOM

Batter	1	2	3	4	5	6	7	8	9	AB	R	H	RBI	BB	SO	LOB
Tim Raines, S (1, 7) OBP: 0.200, SLG: 0.214	1-3	1-3		F8			4-3		FC5-4 1-2f 2-3 3-H	5	0	0	1	0	0	5
Mitch Webster, S (1, 8) OBP: 0.714, SLG: 1.077	L4		1B		CS 1B		K		F2 1-2	5	0	2	0	0	1	2
Hubie Brooks, R (1, 9) OBP: 0.286, SLG: 0.571	K		4-3		FC5-4 1-2 1B		1-3		P6	5	0	1	0	0	1	2
Tim Wallach, R (1, 5) OBP: 0.308, SLG: 0.308		BB 1B 1B	F4		F8			6-3		4	1	1	0	0	0	1
Andres Galarraga, R (1, 3) OBP: 0.385, SLG: 0.455		K		1-4-3	FC5-4 1-2f			5-3		4	0	0	0	0	1	2
Mike Fitzgerald, R (1, 2)		BB 1-2 1B BB		E6 2B		5-3 BB		F7		2	2	0	0	2	0	0
Luis Rivera, R (1, 6) OBP: 0.385, SLG: 0.417		K		1-H 1B 2B		F8			E E FC5-4 BB	3	2	1	1	1	1	3
Casey Candaele, S (1, 4) OBP: 0.333, SLG: 0.375		1B 1-2 2-3 BB		2-H FC3-6 1B		5-3 1-2			FC4 FC5-4 E 1-2	3	0	1	1	1	0	2
Neal Heaton, L (1, 1) OBP: 0.500, SLG: 0.500		1-3 2-H 3-H 1B		FC3-6 1-2f		K			E1 FC5-4 1-2 2-3	2	0	1	2	0	0	1
Andy McGaffigan, R (5, 1)										0	0	0	0	0	0	0
Dave Engle, R (6, PH)										1	0	0	0	0	1	1
Jeff Parrett, R (7, 1)										0	0	0	0	0	0	0
Randy St. Claire, R (9, 1)										0	0	0	0	0	0	0
Wallace Johnson, S (9, PH)										1	0	0	0	0	0	2

	AB	R	H	RBI	BB	SO	LOB
AB	**35**						
R	**5**						
H	**7**						
RBI	**5**						
BB	**4**						
SO	**5**						
LOB	**21**						

Inning Stats	1	2	3	4	5	6	7	8	9	1B	SF	WP	PA
	R: 0 E: 0 K: 1 S: 7	H: 0 LOB: 0 BB: 0 P: 10	R: 2 E: 0 K: 2 S: 16	H: 2 LOB: 2 BB: 2 P: 29	R: 0 E: 0 K: 0 S: 6	H: 1 LOB: 0 BB: 0 P: 9	R: 2 E: 1 K: 0 S: 12	H: 2 LOB: 1 BB: 0 P: 19	R: 0 E: 0 K: 0 S: 11	H: 2 LOB: 1 BB: 0 P: 14	R: 0 E: 0 K: 1 S: 8	H: 0 LOB: 1 BB: 1 P: 13	R: 0 E: 0 K: 1 S: 6	H: 0 LOB: 0 BB: 0 P: 10	R: 0 E: 0 K: 0 S: 7	H: 0 LOB: 0 BB: 0 P: 12	R: 1 E: 2 K: 0 S: 13	H: 0 LOB: 2 BB: 1 P: 24	1B: 6 2B: 1 3B: 0 HR: 0	SF: 0 SAC: 0 DP: 0 HBP: 0	WP: 0 PB: 0 SB: 1 CS: 1	PA: 39

PITCHER	IP	WLS	BF	H	R	ER	SO	BB	IBB	HBP	BLK	WP	HR	S	P	ERA	WHIP
Bob Ojeda, L (1, 1) ERA: 3.86	7.0	W	30	7	4	3	5	3	0	0	0	0	0	66	104	3.86	1.429
Roger McDowell, R (8, 1) ERA:	2.0		9	0	1	0	0	1	0	0	0	0	0	20	36	0.00	0.500

PITCHER	IP	WLS	BF	H	R	ER	SO	BB	IBB	HBP	BLK	WP	HR	S	P	ERA	WHIP

Batter	1	2	3	4	5	6	7	8	9	AB	R	H	RBI	BB	SO	LOB
Dave Martinez, L (1, 8) OBP: 0.563, SLG: 0.800	C B B X 2-1 23 CS 1B	B X 1-0 1-H 2-H 3-H HR		C B B X 2-1 23 BB 1B		B X 1-0 ② 1-3			C B X 1-1 23 G6-4-3 1B	5	1	4	4	0	0	0
23 Ryne Sandberg, R (1, 4)	B X 1-0 ① ② 6-3 1-2	B B B B 4-0 BLK BB		B B B B 4-0 1-2 BB		C S S 0-3 ③ K			P C B X 2-1 ① ② G6-4-3 1-2f	3	0	0	0	2	1	2
Andre Dawson, R (1, 9) OBP: 0.333, SLG: 0.500	F S X 0-2 ③ F7	B B S H 3-1 1-2 HBP		C B F X 1-2 ② F8			C X 0-1 ① 6-3		B X 1-0 ③ 6-3	4	0	0	0	0	0	2
Leon Durham, L (1, 3) OBP: 0.364, SLG: 0.556		B X 2-0 ① F9 C S F B S 2-3 ③ K		B B C F X 2-2 4-3			B F S S 1-3 ② K			4	0	0	0	0	2	4
Rafael Palmeiro, L (1, 7) OBP: 0.500, SLG: 0.667		C B B B B 4-1 1B 1B FC5-2 BB	B C F F X 1-2 F9 SH1-3 2B		F X 0-1 ① F9		S B B S X 2-2 2B			3	1	2	0	1	0	0
Vance Law, R (1, 5) OBP: 0.357, SLG: 0.500		B B X 2-0 FC5-2 1B 1-2 BB 1B	C F X 0-2 ① F9 2-3		X 0-0 ② 6-3		B C B X 2-1 ③ F7			4	1	1	0	0	0	2
Jim Sundberg, R (1, 2) OBP: 0.667, SLG: 0.667		B B C X 2-1 BB FC5-2 HR 1-2 2-3 1B	X 0-0 ② SH1-3 3-H		C S X 0-2 1B			C F B C 1-3 ① K		3	1	2	1	0	1	0
Shawon Dunston, R (1, 6) OBP: 0.286, SLG: 0.714		B X 1-0 ② FC5-2 BB HR 1-2 2-3 3-Hf	C S F X 0-2 ③ F9		X 0-0 ③ F9			B X 1-0 ② F8		4	1	0	0	0	0	4
Jamie Moyer, L (1, 1) Les Lancaster, R (7, 1) Rich Gossage, R (9, 1)		B B C S B B 4-2 HR 1-2 2-3 3-H BB		X 0-0 ① 4-3		B C S B B C 3-3 ① K		B C F X 1-2 ③ 6-3		2 1 0	1 0 0	0 0 0	1 0 0	1 0 0	1 0 0	0 0 0
Inning Stats	R: 0 E: 0 K: 0 S: 6 H: 1 LOB: 0 BB: 0 P: 9	R: 5 E: 0 K: 1 S: 14 H: 3 LOB: 2 BB: 3 P: 39	R: 1 E: 0 K: 0 S: 12 H: 1 LOB: 0 BB: 0 P: 13	R: 0 E: 0 K: 0 S: 9 H: 1 LOB: 2 BB: 1 P: 18	R: 0 E: 0 K: 0 S: 7 H: 1 LOB: 1 BB: 0 P: 7	R: 0 E: 0 K: 2 S: 7 H: 0 LOB: 0 BB: 0 P: 11	R: 0 E: 0 K: 1 S: 10 H: 1 LOB: 1 BB: 0 P: 15	R: 0 E: 0 K: 1 S: 7 H: 0 LOB: 0 BB: 0 P: 10	R: 0 E: 0 K: 0 S: 6 H: 1 LOB: 0 BB: 0 P: 9	1B: 6 2B: 2 3B: 0 HR: 1 SF: 0 SAC: 1 DP: 1 HBP: 1						

PITCHER		IP	WLS	BF	H	R	ER	SO	BB	IBB	HBP	BLK	WP	HR	S	P	ERA	WHIP
Floyd Youmans, R ERA: 10.8	(1, 1)	5.0	L	26	7	6	6	1	4	0	1	1	0	1	48	86	10.80	2.200
Randy St. Claire, R ERA: 4.5	(6, 1)	2.0		7	1	0	0	3	0	0	0	0	0	0	17	26	0.00	0.500
Jeff Parrett, R ERA: 1.93	(8, 1)	2.0		6	1	0	0	1	0	0	0	0	0	0	13	19	0.00	0.500

PITCHER	IP	WLS	BF	H	R	ER	SO	BB	IBB	HBP	BLK	WP	HR	S	P	ERA	WHIP

TOP

Chicago Cubs @ Montreal Expos

Olympic Stadium, Montreal, QB

Fri Apr 08 1988, 7:05 PM EDT

Att. 12,133 - Dome - 70 F

livebaseballscorecards.com

AB	33
R	6
H	9
RBI	6
BB	4
SO	5
LOB	14

WP: 0 PB: 0 SB: 0 CS: 1 PA: 39

Batter	1	2	3	4	5	6	7	8	9	AB	R	H	RBI	BB	SO	LOB
Tim Raines, S (1, 7) OBP: 0.300, SLG: 0.474	PB E 1B 1B	K			F9		1-H HR		BB 1-2 1B	5	2	3	2	0	1	0
Mitch Webster, S (1, 8) OBP: 0.579, SLG: 0.824	E5 FC4-6 1B 1-2		F8		F8		F9		1-2 2-3 BB	4	0	0	0	1	0	1
Hubie Brooks, R (1, 9) OBP: 0.263, SLG: 0.474	FC4-6 1-2 2-H 1B		6-3			F9	P4		F7	5	0	1	1	0	0	3
Tim Wallach, R (1, 5) OBP: 0.235, SLG: 0.235	FC4-6 BB 1-2f 2-3		6-3			F9		F9		4	0	0	0	0	0	2
Andres Galarraga, R (1, 3) OBP: 0.353, SLG: 0.600	F9			6-3		HR		6-3		4	1	1	1	0	0	2
Mike Fitzgerald, R (1, 2) OBP: 0.556, SLG: 0.200	BB 1-2			FC6-4 BB		1B		5-3		2	0	1	0	2	0	0
Luis Rivera, R (1, 6) OBP: 0.313, SLG: 0.333 Tom Foley, L (9, PH)	F7			F7		L6			K	3 1	0 0	0 0	0 0	0 0	0 1	5 0
Casey Candaele, S (1, 4) OBP: 0.385, SLG: 0.300		6-3		FC6-4 1-2f			FC6-4 BB		BB 1B BB	2	0	0	0	2	0	1
Floyd Youmans, R (1, 1) Herm Winningham, L (5, PH) Randy St. Claire, R (6, 1) Dave Engle, R (7, PH) Jeff Parrett, R (8, 1) Wallace Johnson, S (9, PH)	K				P4		FC6-4 1-2f HR		P6	1 1 0 1 0 1	0 0 0 1 0 0	0 0 0 0 0 0	0 0 0 0 0 0	1 0 0 0 0 0	0 0 0 1 0 1	0 0 0 1 0 1
Inning Stats	R: 1 E: 1 K: 0 S: 13 H: 2 LOB: 3 BB: 1 P: 26	R: 0 E: 0 K: 2 S: 8 H: 0 LOB: 0 BB: 0 P: 13	R: 0 E: 0 K: 0 S: 7 H: 0 LOB: 0 BB: 0 P: 15	R: 0 E: 0 K: 0 S: 6 H: 0 LOB: 1 BB: 1 P: 14	R: 0 E: 0 K: 0 S: 8 H: 0 LOB: 0 BB: 0 P: 15	R: 1 E: 0 K: 0 S: 8 H: 2 LOB: 1 BB: 0 P: 10	R: 2 E: 0 K: 0 S: 9 H: 1 LOB: 0 BB: 1 P: 18	R: 0 E: 0 K: 0 S: 10 H: 0 LOB: 0 BB: 0 P: 15	R: 0 E: 0 K: 1 S: 14 H: 1 LOB: 3 BB: 2 P: 27	1B: 4 2B: 0 3B: 0 HR: 2	SF: 0 SAC: 0 DP: 0 HBP: 0						

PITCHER		IP	WLS	BF	H	R	ER	SO	BB	IBB	HBP	BLK	WP	HR	S	P	ERA	WHIP
Jamie Moyer, L ERA: 5.4	(1, 1)	6.2	W	29	5	4	4	2	3	0	0	0	0	2	58	108	5.40	1.200
Les Lancaster, R ERA:	(7, 1)	1.1		4	0	0	0	0	0	0	0	0	0	0	11	18	0.00	0.000
Rich Gossage, R ERA:	(9, 1)	1.0	S	6	1	0	0	1	2	0	0	0	0	0	14	27	0.00	3.000

PITCHER	IP	WLS	BF	H	R	ER	SO	BB	IBB	HBP	BLK	WP	HR	S	P	ERA	WHIP

BOTTOM

Chicago Cubs @ Montreal Expos

Olympic Stadium, Montreal, QB

Fri Apr 08 1988, 7:05 PM EDT
Att. 12,133 - Dome - 70 F

livebaseballscorecards.com

AB	34
R	4
H	6
RBI	4
BB	5
SO	3
LOB	16

1B: 4	SF: 0	WP: 0	PA: 39
2B: 0	SAC: 0	PB: 1	
3B: 0	DP: 0	SB: 0	
HR: 2	HBP: 0	CS: 0	

Chicago Cubs @ Montreal Expos

Olympic Stadium, Montreal, QB

Sat Apr 09 1988, 7:05 PM EDT

Att. 11,806 - Dome - 70 F

TOP

livebaseballscorecards.com

Batter	1	2	3	4	5	6	7	8	9	AB	R	H	RBI	BB	SO	LOB
Dave Martinez, L (1, 8) OBP: 0.476, SLG: 0.650	5-3		1-3		E3 23 HR		6-3		23 2B 1B	5	2	1	0	0	0	0
23 Ryne Sandberg, R (1, 4) OBP: 0.286, SLG: 0.389	G3		F8		2-H HR		1B		1-H 2B	5	2	3	3	0	0	0
Andre Dawson, R (1, 9) OBP: 0.400, SLG: 0.632	3B			FC6-4 1B	F2		1-2 1B		F2	5	0	3	0	0	0	1
Leon Durham, L (1, 3) OBP: 0.313, SLG: 0.385	F9			F8		G3 1B 1B BB	K		K	4	1	0	0	1	2	5
Rafael Palmeiro, L (1, 7) OBP: 0.421, SLG: 0.588		6-3		FC6-4 BB 1-2f		F7	F9		2-H 2B	5	1	1	1	0	0	4
Jody Davis, R (1, 2) OBP: 0.467, SLG: 0.583		E BB		FC5-4 1-2 BB		1-2 1B G3		FC6-4 BB	2-H 1B	2	0	2	1	3	0	0
Vance Law, R (1, 5) OBP: 0.316, SLG: 0.421		E5 G5-4-3 1-2		FC5-4 1-2f		G3 1-2 2-3		L4	1-2 1B	5	0	1	0	0	0	6
Shawon Dunston, R (1, 6) OBP: 0.263, SLG: 0.579		G5-4-3 1-2f			K	2-3 3-H 1B		F9	K	5	0	1	1	0	2	5
Calvin Schiraldi, R (1, 1)			F9		6-3	F7		FC6-4 1-2f		2	0	0	0	0	0	0
Al Nipper, R (5, 1)										0	0	0	0	0	0	0
Jerry Mumphrey, S (6, PH)										1	0	0	0	0	0	2
Drew Hall, L (6, 1)										0	0	0	0	0	0	0
Mike Bielecki, R (6, 1)										0	0	0	0	0	0	0
Manny Trillo, R (8, PH)										1	0	0	0	0	0	1
Frank DiPino, L (8, 1)										0	0	0	0	0	0	0
Inning Stats	R: 0 E: 0 K: 0 S: 12 H: 1 LOB: 1 BB: 0 P: 18	R: 0 E: 1 K: 0 S: 11 H: 0 LOB: 1 BB: 1 P: 17	R: 0 E: 0 K: 0 S: 6 H: 0 LOB: 0 BB: 0 P: 9	R: 0 E: 0 K: 0 S: 7 H: 1 LOB: 2 BB: 1 P: 15	R: 2 E: 1 K: 1 S: 8 H: 1 LOB: 0 BB: 0 P: 13	R: 1 E: 0 K: 0 S: 12 H: 2 LOB: 2 BB: 1 P: 22	R: 0 E: 0 K: 1 S: 15 H: 2 LOB: 2 BB: 0 P: 22	R: 0 E: 0 K: 0 S: 4 H: 0 LOB: 1 BB: 1 P: 8	R: 3 E: 0 K: 2 S: 17 H: 5 LOB: 2 BB: 0 P: 27	1B: 8 2B: 2 3B: 1 HR: 1 SF: 0 SAC: 0 DP: 1 HBP: 0						

	AB	40
	R	6
	H	12
	RBI	6
	BB	4
	SO	4
	LOB	24

WP: 0 PA: 44
PB: 0
SB: 0
CS: 0

PITCHER		IP	WLS	BF	H	R	ER	SO	BB	IBB	HBP	BLK	WP	HR	S	P	ERA	WHIP
Dennis Martinez, R ERA: 5.73	(1, 1)	5.0	W	22	3	3	1	1	3	0	0	0	0	1	44	76	1.80	1.200
Andy McGaffigan, R ERA: 5.68	(6, 1)	3.2		20	8	3	3	2	1	0	0	0	0	0	41	65	7.36	2.455
Tim Burke, R ERA:	(9, 1)	0.1		2	1	0	0	1	0	0	0	0	0	0	7	10	0.00	3.000

PITCHER	IP	WLS	BF	H	R	ER	SO	BB	IBB	HBP	BLK	WP	HR	S	P	ERA	WHIP

Batter	1	2	3	4	5	6	7	8	9	AB	R	H	RBI	BB	SO	LOB
Tim Raines, S (1, 7) OBP: 0.320, SLG: 0.435	F8	G4-6-3 1-2f			FC3-6 E 1-2f 1B	 S 2B BB	 1B 1-2 2-H 1B			4	2	1	1	1	0	4
Mitch Webster, S (1, 8) OBP: 0.625, SLG: 0.810	P6		 S 1B		1 SAFE 1 SAFE 1 SAFE 1 SAFE E 1-H HR 1B	 1-2 2B BB	 1-3 2-H 1B			4	2	3	2	1	0	0
Hubie Brooks, R (1, 9) OBP: 0.292, SLG: 0.625	K		6-3 1-2		1 SAFE 1-H HR	 1-H 2-H 2B	F7			5	1	2	4	0	1	3
Tim Wallach, R (1, 5) OBP: 0.273, SLG: 0.381		HR	5-3		 PB 5-3 BB	F3		5-3		4	1	1	1	1	0	2
Andres Galarraga, R (1, 3) OBP: 0.318, SLG: 0.500		1-3 BB 1B 1B	K		5-3 1-2		K	K		5	1	1	0	0	3	2
Jeff Reed, L (1, 2) OBP: 0.538, SLG: 0.400		1B 1-3 1-2 BB		P4	PB BB		S 1B BB	K		2	1	0	0	3	1	0
Tom Foley, L (1, 6) OBP: 0.111, SLG: 0.111	1-3 1-2 2-3			G3	K 1-2 2-3		G3 1-H 1B 1B			4	1	1	1	0	1	4
Casey Candaele, S (1, 4) OBP: 0.353, SLG: 0.231		1B IBB		3-1		4-3	G3 1-2			3	0	0	0	1	0	1
Dennis Martinez, R (1, 1) OBP: 0.750, SLG: 0.667 Andy McGaffigan, R (6, 1) Tim Burke, R (9, 1)		G4-6-3 1-2 2-3 3-H 1B			FC3-6 BB	K	1B 1B BB			1 1 0	0 1 0	1 1 0	1 0 0	1 1 0	0 1 0	0 0 0
Inning Stats	R: 0 E: 0 K: 1 S: 6 H: 0 LOB: 0 BB: 0 P: 7	R: 2 E: 0 K: 0 S: 12 H: 3 LOB: 2 BB: 2 P: 25	R: 0 E: 0 K: 1 S: 11 H: 1 LOB: 1 BB: 0 P: 18	R: 0 E: 0 K: 0 S: 7 H: 0 LOB: 0 BB: 0 P: 11	R: 3 E: 2 K: 1 S: 17 H: 2 LOB: 2 BB: 3 P: 33	R: 2 E: 0 K: 1 S: 15 H: 1 LOB: 1 BB: 2 P: 29	R: 3 E: 0 K: 1 S: 17 H: 3 LOB: 2 BB: 2 P: 32	R: 0 E: 0 K: 2 S: 12 H: 0 LOB: 0 BB: 0 P: 17		1B: 7 2B: 1 3B: 0 HR: 2 SF: 0 SAC: 0 DP: 1 HBP: 0						

PITCHER		IP	WLS	BF	H	R	ER	SO	BB	IBB	HBP	BLK	WP	HR	S	P	ERA	WHIP
Calvin Schiraldi, R ERA: 10.38	(1, 1)	4.1	L	21	6	5	5	2	2	1	0	0	0	2	44	75	10.38	1.846
Al Nipper, R ERA:	(5, 1)	0.2		4	0	0	0	1	2	0	0	0	0	0	9	19	0.00	3.000
Drew Hall, L ERA: 18.0	(6, 1)	0.2		4	0	2	2	1	2	0	0	0	0	0	10	22	27.00	3.000
Mike Bielecki, R ERA: 8.1	(6, 1)	1.1		10	4	3	3	1	2	0	0	0	0	0	22	39	20.25	4.500
Frank DiPino, L ERA: 3.86	(8, 1)	1.0		3	0	0	0	2	0	0	0	0	0	0	12	17	0.00	0.000

PITCHER	IP	WLS	BF	H	R	ER	SO	BB	IBB	HBP	BLK	WP	HR	S	P	ERA	WHIP

BOTTOM

Chicago Cubs @ Montreal Expos

Olympic Stadium, Montreal, QB

Sat Apr 09 1988, 7:05 PM EDT

Att. 11,806 - Dome - 70 F

livebaseballscorecards.com

AB	33
R	10
H	10
RBI	10
BB	9
SO	7
LOB	16

Batter	1	2	3	4	5	6	7	8	9	10	AB	R	H	RBI	BB	SO	LOB
Dave Martinez, L (1, 8) OBP: 0.407, SLG: 0.577	C F S 0-3 K ①	B S B X 2-1 F7 ③			B C C B X 2-2 6-3 ② 2-3		C C C 0-3 K ③		B B F X 2-1 3-1 ② 1-3	X 0-0 1-3 2-H 3-H 2B	6	0	1	2	0	2	2
23 Ryne Sandberg, R (1, 4) OBP: 0.296, SLG: 0.478	C F B X 1-2 F3 ②		C X 0-1 L5 ①		X 0-0 5-3 ③			B F S B X 2-2 HR	B F B S B B B 4-2 BB	C F X 0-2 6-3 ③	5	1	1	1	1	0	3
Andre Dawson, R (1, 9) OBP: 0.440, SLG: 0.750	F X 0-1 BB 1B 2B 1B		X 0-0 P3 ②			B F X 1-1 HR		X 0-0 WP 2B 1B	S B S X 1-2 4-3 ③		5	3	3	1	0	0	2
Leon Durham, L (1, 3) OBP: 0.350, SLG: 0.471 Manny Trillo, R (10, PH) (10, 3)	X 0-0 BB 1-2 2B 1B		B B C F X 2-2 P6 ③			C B S X 1-2 F8 ①		B B S S B X 3-2 3-1 1-H SH1-3 2B		B B B C C F B 4-2 SH1-4 1B BB	4	2	2	1	0	0	0
											0	1	0	0	1	0	0
Rafael Palmeiro, L (1, 7) OBP: 0.391, SLG: 0.500	B B B C B 4-1 1-2 2-3 2B BB			C B C S 2-3 K ①		B X 1-0 1-3 ②		B B S X 2-1 3-1 ① 2-3		B L X 1-1 SH1-4 ① 1-2	3	1	0	0	1	1	1
Jody Davis, R (1, 2) OBP: 0.474, SLG: 0.625	C B B C X 2-2 1-H 2-H 3-H 2B			F S B S 1-3 K ②		X 0-0 FC6-4 1B		X 0-0 SH1-3 ② 3-H		C F X 0-2 L6 ②	4	0	2	4	0	1	1
Vance Law, R (1, 5) OBP: 0.292, SLG: 0.375	B F F B B X 3-2 5-6-3 ③			B X 1-0 F3 ③		C X 0-1 FC6-4 ③ 1-2f		S B X 1-1 6-3 ③		B C F F X 1-2 BB 2B 1B 2-H	5	1	1	1	0	0	2
Shawon Dunston, R (1, 6) OBP: 0.292, SLG: 0.583		F F X 0-2 P5 ①			X 0-0 6-3 2B		C X 0-1 4-3 ①		S S F X 0-2 5-3 ①	B X 1-0 BB 2B 1B	5	1	2	0	0	0	0
Rick Sutcliffe, L (1, 1) OBP: 0.333, SLG: 0.333 Rich Gossage, R (9, 1) Jerry Mumphrey, S (10, PH) Les Lancaster, R (10, 1)		B B C F F S 2-3 K ②			X 0-0 G3 ①		B F C X 1-2 6-3 ②		X 0-0 3-1 WP 1B	B B B C B 4-1 2B 1-2 2-3 BB	4	0	1	0	0	1	1
											0	0	0	0	0	0	0
											0	0	0	0	1	0	0
											0	0	0	0	0	0	0
Inning Stats	R: 3 E: 0 K: 1 S: 16 H: 3 LOB: 1 BB: 1 P: 26	R: 0 E: 0 K: 1 S: 9 H: 0 LOB: 0 BB: 0 P: 13	R: 0 E: 0 K: 0 S: 6 H: 0 LOB: 0 BB: 0 P: 8	R: 0 E: 0 K: 2 S: 7 H: 0 LOB: 0 BB: 0 P: 11	R: 0 E: 0 K: 0 S: 6 H: 1 LOB: 1 BB: 0 P: 8	R: 1 E: 0 K: 0 S: 9 H: 2 LOB: 1 BB: 0 P: 12	R: 0 E: 0 K: 1 S: 9 H: 0 LOB: 0 BB: 0 P: 10	R: 3 E: 0 K: 0 S: 12 H: 3 LOB: 0 BB: 0 P: 20	R: 0 E: 0 K: 0 S: 12 H: 1 LOB: 2 BB: 1 P: 19	R: 3 E: 0 K: 0 S: 18 H: 3 LOB: 2 BB: 2 P: 29	1B: 7 2B: 4 3B: 0 HR: 2 SF: 0 SAC: 2 DP: 0 HBP: 0						

PITCHER		IP	WLS	BF	H	R	ER	SO	BB	IBB	HBP	BLK	WP	HR	S	P	ERA	WHIP
Bryn Smith, R ERA: 6.0	(1, 1)	6.0		25	6	4	4	4	1	0	0	0	0	1	53	78	6.00	1.167
Jeff Parrett, R ERA: 1.59	(7, 1)	1.0		3	0	0	0	1	0	0	0	0	0	0	9	10	0.00	0.000
Tim Burke, R ERA: 10.13	(8, 1)	2.0		11	4	3	3	0	1	0	0	0	2	1	24	39	13.50	2.500
Bob McClure, L ERA: 13.5	(10, 1)	0.1	L	2	0	1	1	0	1	0	0	0	0	0	5	10	27.00	3.000
Randy St. Claire, R ERA: 7.71	(10, 1)	0.2		6	3	2	2	0	1	0	0	0	0	0	13	19	27.00	6.000

PITCHER	IP	WLS	BF	H	R	ER	SO	BB	IBB	HBP	BLK	WP	HR	S	P	ERA	WHIP

TOP

Chicago Cubs @ Montreal Expos

Olympic Stadium, Montreal, QB

Sun Apr 10 1988, 3:33 AM EDT
Att. 15,704 - Dome - 70 F

livebaseballscorecards.com

AB	41
R	10
H	13
RBI	10
BB	4
SO	5
LOB	12

WP: 2	PA: 47		
PB: 0			
SB: 0			
CS: 0			

Batter	1	2	3	4	5	6	7	8	9	10	AB	R	H	RBI	BB	SO	LOB
Tim Raines, S (1, 7) OBP: 0.367, SLG: 0.571	C C B B F F X 2-2 5-3 BB 5-3 1B		C X 0-1 S 1B 1B		B C F X 1-2 ① F8	X 0-0 ② 5-3	B B X 2-0 1-H HR		C C B S 1-3 ① K		5	3	3	2	0	0	0
Mitch Webster, S (1, 8) OBP: 0.571, SLG: 0.708 Tim Burke, R (8, 1) Wallace Johnson, S (9, PH) OBP: 0.333, SLG: 0.333 Bob McClure, R (10, 1) Randy St. Claire, R (10, 1)	B B F B B 4-1 WP 5-3 1-2 BB		B B C M S 2-3 ① K 1-2		C B F S 1-3 ② K		X 0-0 ③ F8		B F F F F B X 2-2 BLK 1B 1B		3 0 1	0 0 1	0 0 1	0 0 1	1 0 0	2 0 0	1 0 0
Hubie Brooks, R (1, 9) OBP: 0.310, SLG: 0.586	C X 0-1 ① 5-3 1-2 2-3		F S F S 0-3 ② K		B X 1-0 ③ 4-3			B B C X 2-1 FC5-4 1B	X 0-0 1-H 1B		5	0	2	1	0	1	3
Tim Wallach, R (1, 5) OBP: 0.296, SLG: 0.400	B B X 2-0 ② 5-3 3-H		B B F B B 4-1 1B BB			B F F X 1-2 1B SF8 2B		C F F X 0-2 ① P6	C X 0-1 ③ F7		4	1	1	1	1	0	3
Andres Galarraga, R (1, 3) OBP: 0.333, SLG: 0.480	S S B B F B S 3-3 ③ K2-3 2-3		X 0-0 1-2 2-H 1B			M B C B X 2-2 4-3 S 2-3 1B		C S X 0-2 ② FC5-4 FC6-4 1-2f		C C B S 1-3 ① K	5	0	2	1	0	2	2
Jeff Reed, L (1, 2) OBP: 0.500, SLG: 0.429	B X 1-0 SH5-3 1B WP 1B		B B F X 2-1 ③ F9			B B X 2-0 ① SF8 3-H		X 0-0 ③ FC6-4 1-2f		B B C F B X 3-2 1B	4	1	2	1	0	0	3
Luis Rivera, R (1, 6) OBP: 0.286, SLG: 0.300	C B X 1-1 WP SH5-3 CS 1-2 1B		C F F B F X 1-2 ① P7			S C X 0-2 ② 4-3 1-3			C C B S 1-3 ① K	F X 0-1 ② P4	5	0	1	0	0	1	2
Casey Candaele, S (1, 4) OBP: 0.300, SLG: 0.188 Tom Foley, L (10, PH) OBP: 0.100, SLG: 0.100	X 0-0 ① SH5-3 1-2 2-3		C B C F X 1-2 ② L1			B B B C X 3-1 ③ F9			B F X 1-1 ② 3-1	S B C B F S 2-3 ③ K	3 1	0 0	0 0	0 0	0 0	0 1	1 1
Bryn Smith, R (1, 1) Jeff Parrett, R (7, 1) Herm Winningham, L (7, PH) OBP: 0.333, SLG: 0.333 (8, 8)	C B M B S 2-3 ②③ K 2-H 3-H		C F F F B B S 2-3 ③ K				F B X 1-1 ① G3		F X 0-1 HR 1B		2 0 2	0 0 1	0 0 1	0 0 0	0 0 0	2 0 0	1 0 0
Inning Stats	R: 1 H: 1 E: 0 LOB: 1 K: 1 BB: 1 S: 13 P: 24	R: 1 H: 2 E: 0 LOB: 0 K: 1 BB: 0 S: 7 P: 11	R: 1 H: 2 E: 0 LOB: 2 K: 2 BB: 1 S: 13 P: 21	R: 0 H: 0 E: 0 LOB: 0 K: 1 BB: 0 S: 14 P: 18	R: 0 H: 0 E: 0 LOB: 0 K: 1 BB: 0 S: 7 P: 10	R: 1 H: 2 E: 0 LOB: 1 K: 0 BB: 0 S: 12 P: 20	R: 0 H: 0 E: 0 LOB: 0 K: 0 BB: 0 S: 4 P: 5	R: 0 H: 1 E: 0 LOB: 1 K: 0 BB: 0 S: 10 P: 12	R: 3 H: 4 E: 0 LOB: 1 K: 1 BB: 0 S: 16 P: 22	R: 0 H: 1 E: 0 LOB: 1 K: 2 BB: 0 S: 12 P: 18	1B: 11 SF: 1 2B: 1 SAC: 1 3B: 0 DP: 0 HR: 1 HBP: 0						

PITCHER	IP	WLS	BF	H	R	ER	SO	BB	IBB	HBP	BLK	WP	HR	S	P	ERA	WHIP
Rick Sutcliffe, R (1, 1) ERA: 9.24	8.2		36	9	5	5	7	2	0	0	0	2	0	87	130	5.19	1.269
Rich Gossage, R (9, 1) ERA: 4.5	0.1	W	4	3	2	2	0	0	0	0	1	0	1	9	13	54.00	9.000
Les Lancaster, R (10, 1) ERA:	1.0	S	4	1	0	0	2	0	0	0	0	0	0	12	18	0.00	1.000

PITCHER	IP	WLS	BF	H	R	ER	SO	BB	IBB	HBP	BLK	WP	HR	S	P	ERA	WHIP

BOTTOM

Chicago Cubs @ Montreal Expos

Olympic Stadium, Montreal, QB

Sun Apr 10 1988, 3:33 AM EDT
Att. 15,704 - Dome - 70 F

livebaseballscorecards.com

AB	40
R	7
H	13
RBI	6
BB	2
SO	9
LOB	17

WP: 2 PA: 44
PB: 0
SB: 2
CS: 1

Batter	1	2	3	4	5	6	7	8	9	AB	R	H	RBI	BB	SO	LOB
Tim Raines, S (1, 7) OBP: 0.353, SLG: 0.531	F F X 0-2 G6-4-3 1B		B B C B X 3-1 ② F8		C B F X 1-2 ③ G3-1			B X 1-0 ① G4-3 1-2		4	0	1	0	0	0	2
Mitch Webster, S (1, 8) OBP: 0.563, SLG: 0.667	F 1 SAFE S B 1 SAFE C 1-3 ① K		S B X 1-1 FC5-4 2-3 1B			C S B B B F B 4-2 FC3-6 BB		C F B F B B S 3-3 ② K		3	0	1	0	1	2	2
Hubie Brooks, R (1, 9) OBP: 0.273, SLG: 0.515	1 SAFE X 0-0 ②③ G6-4-3 1-2f		1 SAFE B X 1-0 ③ FC5-4 1-2f			F S S 0-3 ① K		B B X 2-0 ③ P4		4	0	0	0	0	1	5
Tim Wallach, R (1, 5) OBP: 0.290, SLG: 0.357		B X 1-0 ① G1-4-3		B B B B 4-0 FC4-6 BB		1 SAFE X 0-0 ② FC3-6 1-2f			F B B X 2-1 ① F7	3	0	0	0	1	0	1
Andres Galarraga, R (1, 3) OBP: 0.355, SLG: 0.500		B X 1-0 2B		F 1 SAFE S X 0-2 ① FC4-6 1-2f		X 0-0 ③ F9			C B S F B B B F B 4-2 BB	3	0	1	0	1	0	2
Jeff Reed, L (1, 2) OBP: 0.409, SLG: 0.333		L B 2 SAFE B X 2-1 ② F8		C L B C 1-3 ② K			B B B C X 3-1 ① F9		X 0-0 ② F9	4	0	0	0	0	1	3
Luis Rivera, R (1, 6) OBP: 0.240, SLG: 0.250		B B X 2-0 ③ F7		1 SAFE X 0-0 ③ P3			X 0-0 ② F7		B X 1-0 ③ L4	4	0	0	0	0	0	3
Casey Candaele, S (1, 4) OBP: 0.304, SLG: 0.211			X 0-0 1B SH1-4 1B		C X 0-1 ① B3		F X 0-1 ③ L9			3	0	1	0	0	0	0
Pascual Perez, R (1, 1)			L 1 SAFE X 0-1 ① SH1-4 1-2		C X 0-1 ② B2-3			F X 0-1 G4-3 1B		1	0	0	0	0	0	0
Bob McClure, R (7, 1)										0	0	0	0	0	0	0
Andy McGaffigan, R (7, 1)										0	0	0	0	0	0	0
Herm Winningham, L (8, PH) OBP: 0.500, SLG: 0.500										1	0	1	0	0	0	0
Jeff Parrett, R (8, 1)										0	0	0	0	0	0	0
Inning Stats	R: 0 E: 0 K: 1 S: 7 H: 1 LOB: 0 BB: 0 P: 8	R: 0 E: 0 K: 0 S: 5 H: 1 LOB: 1 BB: 0 P: 11	R: 0 E: 0 K: 0 S: 8 H: 2 LOB: 2 BB: 0 P: 13	R: 0 E: 0 K: 1 S: 7 H: 0 LOB: 1 BB: 1 P: 12	R: 0 E: 0 K: 0 S: 7 H: 0 LOB: 0 BB: 0 P: 8	R: 0 E: 0 K: 1 S: 8 H: 0 LOB: 1 BB: 1 P: 12	R: 0 E: 0 K: 0 S: 5 H: 0 LOB: 0 BB: 0 P: 8	R: 0 E: 0 K: 1 S: 8 H: 1 LOB: 1 BB: 0 P: 14	R: 0 E: 0 K: 0 S: 8 H: 0 LOB: 1 BB: 1 P: 15	1B: 4 2B: 1 3B: 0 HR: 0	SF: 0 SAC: 1 DP: 1 HBP: 0						

PITCHER	IP	WLS	BF	H	R	ER	SO	BB	IBB	HBP	BLK	WP	HR	S	P	ERA	WHIP
Ron Darling, R (1, 1) ERA: 1.13	9.0	W	34	5	0	0	4	3	0	0	0	0	0	63	101	0.00	0.889

PITCHER	IP	WLS	BF	H	R	ER	SO	BB	IBB	HBP	BLK	WP	HR	S	P	ERA	WHIP

TOP

Montreal Expos @ New York Mets

Shea Stadium, Flushing, NY

Tue Apr 12 1988, 3:33 AM EDT

Att. 48,719 - Sunny - 65 F

livebaseballscorecards.com

AB	30
R	0
H	5
RBI	0
BB	3
SO	4
LOB	18

1B: 4	SF: 0	WP: 0	PA: 34
2B: 1	SAC: 1	PB: 0	
3B: 0	DP: 1	SB: 0	
HR: 0	HBP: 0	CS: 0	

Batter	1	2	3	4	5	6	7	8	9	AB	R	H	RBI	BB	SO	LOB
Lenny Dykstra, L (1, 8) OBP: 0.261, SLG: 0.500	C X 0-1 ① G3	X 0-0 ③ G3		B C B S S 2-3 ② K			X 0-0 L9 SH2-4 1B			4	0	1	0	0	1	3
Wally Backman, S (1, 4) Tim Teufel, R (4, PH) OBP: 0.348, SLG: 0.222 (5, 4)	C L H 1-2 L4-6-5-6 BLK HBP	C S B B B X 3-2 ① G1-4-3	B B B 4-0 BB				B B M X 2-1 ① SH2-4 **1-2**			1 0	0 0	0 0	0 0	0 1	0 0	0 0
Keith Hernandez, L (1, 3) OBP: 0.258, SLG: 0.276	1 SAFE B X 1-0 ② ③ L4-6-5-6 **1-3**	B X 1-0 ② G3	F B C S 1-3 ③ K				B X 1-0 1B			4	0	1	0	0	1	4
Darryl Strawberry, L (1, 9) OBP: 0.452, SLG: 0.821		C B B B F X 3-2 HR	B B B C F B 4-2 1B BB		B B X 2-0 ① F7		C F X 0-2 ② L9 **2-3**			3	1	1	1	1	0	2
Kevin McReynolds, R (1, 7) OBP: 0.692, SLG: 1.231		B B X 2-0 WP BB 1B 1B	B C X 1-1 FC6-4 **1-2** 1B		S X 0-1 G6-4-3 1B		B F X 1-1 ③ P6			4	1	3	0	0	0	2
Gary Carter, R (1, 2) OBP: 0.500, SLG: 0.800		B B B B C B 4-1 WP **1-2** 1B BB	B B C X 2-1 ③ FC6-4 **1-2f**		X 0-0 ② ③ G6-4-3 **1-2f**			B B X 2-0 ① F7		3	1	0	0	1	0	3
Howard Johnson, S (1, 5) OBP: 0.310, SLG: 0.208		B S F B F B F X 3-2 BLK S **1-H** **2-H** 1B		C F B B F F B B 4-2 SH2-4 1B BB		F B B F S 2-3 ① K		B S C B S 2-3 ② K		3	0	1	2	1	2	0
Kevin Elster, R (1, 6) OBP: 0.192, SLG: 0.320		B B C X 2-1 ① L6 **1-2**		X 0-0 SH2-4 **1-2** 1B		B F F S 1-3 ② K		B C X 1-1 ③ G5-3		4	0	1	0	0	1	1
Ron Darling, R (1, 1)		C L B X 1-2 ② G6-3 **2-3**		L 2 SAFE F B X 1-2 ① SH2-4 **1-2** **2-3**		X 0-0 ③ G6-3				2	0	0	0	0	0	1
Inning Stats	R: 0 H: 0 E: 0 LOB: 0 K: 0 BB: 0 S: 5 P: 7	R: 3 H: 3 E: 0 LOB: 1 K: 0 BB: 1 S: 16 P: 31	R: 0 H: 1 E: 0 LOB: 2 K: 0 BB: 1 S: 10 P: 21	R: 0 H: 1 E: 0 LOB: 3 K: 2 BB: 2 S: 14 P: 26	R: 0 H: 1 E: 0 LOB: 0 K: 0 BB: 0 S: 4 P: 6	R: 0 H: 0 E: 0 LOB: 0 K: 2 BB: 0 S: 7 P: 10	R: 0 H: 2 E: 0 LOB: 2 K: 0 BB: 0 S: 9 P: 13	R: 0 H: 0 E: 0 LOB: 0 K: 1 BB: 0 S: 6 P: 11		1B: 7 SF: 0 2B: 1 SAC: 2 3B: 0 DP: 2 HR: 1 HBP: 1						WP: 1 PA: 35 PB: 0 SB: 1 CS: 0

PITCHER	IP	WLS	BF	H	R	ER	SO	BB	IBB	HBP	BLK	WP	HR	S	P	ERA	WHIP
Pascual Perez, R (1, 1) ERA: 2.4	6.1	L	29	7	3	3	4	4	0	1	2	1	1	59	106	4.26	1.737
Bob McClure, L (7, 1) ERA: 9.0	0.1		2	1	0	0	0	0	0	0	0	0	0	4	5	0.00	3.000
Andy McGaffigan, R (7, 1) ERA: 5.4	0.1		1	0	0	0	0	0	0	0	0	0	0	2	3	0.00	0.000
Jeff Parrett, R (8, 1) ERA: 1.35	1.0		3	0	0	0	1	0	0	0	0	0	0	6	11	0.00	0.000

PITCHER	IP	WLS	BF	H	R	ER	SO	BB	IBB	HBP	BLK	WP	HR	S	P	ERA	WHIP

BOTTOM

Montreal Expos @ New York Mets

Shea Stadium, Flushing, NY

Tue Apr 12 1988, 3:33 AM EDT
Att. 48,719 - Sunny - 65 F

livebaseballscorecards.com

AB	28
R	3
H	8
RBI	3
BB	4
SO	5
LOB	16

Batter	1	2	3	4	5	6	7	8	9	AB	R	H	RBI	BB	SO	LOB
Tim Raines, S (1, 7) OBP: 0.316, SLG: 0.472	X 0-0 ① F7		B F C F B X 2-2 ③ F6			C X 0-1 ③ 6-3		X 0-0 ③ FC1-2 3-Hf		4	0	0	0	0	0	3
Mitch Webster, S (1, 8) OBP: 0.500, SLG: 0.581	F F B X 1-2 ② F9			B C C X 1-2 ① F3			C L F B F X 1-2 ① 6-3		B B C F B S 3-3 ① K	4	0	0	0	0	1	0
Hubie Brooks, R (1, 9) OBP: 0.243, SLG: 0.459	B C C X 1-2 ③ 6-3			B C X 1-1 ② 6-3			B S C C 1-3 ② K		B B X 2-0 ② L7	4	0	0	0	0	1	0
Tim Wallach, R (1, 5) OBP: 0.257, SLG: 0.313		C B B X 2-1 ① 6-3		X 0-0 ③ F9			B F B B X 3-1 ③ L6		B S X 1-1 ③ F7	4	0	0	0	0	0	0
Andres Galarraga, R (1, 3) OBP: 0.353, SLG: 0.516		C X 0-1 ② 2B			F B B S X 2-2 ① 2-3			B F B S X 2-2 ① F8		3	0	1	0	0	0	0
Mike Fitzgerald, R (1, 2) OBP: 0.500, SLG: 0.250		B S S F C 1-3 ② K			B S C B X 2-2 ② L9			C B X 1-1 1-3 E FC1-2 1B		3	0	1	0	0	1	1
Luis Rivera, R (1, 6) OBP: 0.214, SLG: 0.222		C S S 0-3 ③ K			L B F F C 1-3 ③ K			B S B X 2-1 E1 1-3 1-2		3	0	0	0	0	2	2
Casey Candaele, S (1, 4) OBP: 0.280, SLG: 0.190			L X 0-1 ① 5-3			X 0-0 ① 3-1		F C C F X 0-2 ② 1-3 1-2 2-3		2	0	0	0	0	0	0
Dave Engle, R (8, PH) Tom Foley, L (8, 4) OBP: 0.100, SLG: 0.100										1	0	0	0	0	0	2
										0	0	0	0	0	0	0
Dennis Martinez, R (1, 1) OBP: 0.500, SLG: 0.400			F X 0-1 ② 6-3			B X 1-0 ② F2		B B B B 4-0 BB		2	0	0	0	0	0	0
Wallace Johnson, S (8, PH) OBP: 0.500, SLG: 0.333										0	0	0	0	1	0	0
Andy McGaffigan, R (8, 1)										0	0	0	0	0	0	0
Inning Stats	R: 0 E: 0 K: 0 S: 7 H: 0 LOB: 0 BB: 0 P: 9	R: 0 E: 0 K: 2 S: 11 H: 1 LOB: 1 BB: 0 P: 14	R: 0 E: 0 K: 0 S: 8 H: 0 LOB: 0 BB: 0 P: 10	R: 0 E: 0 K: 0 S: 6 H: 0 LOB: 0 BB: 0 P: 8	R: 0 E: 0 K: 1 S: 10 H: 0 LOB: 0 BB: 0 P: 15	R: 0 E: 0 K: 0 S: 4 H: 0 LOB: 0 BB: 0 P: 5	R: 0 E: 0 K: 1 S: 10 H: 0 LOB: 0 BB: 0 P: 15	R: 0 E: 1 K: 0 S: 12 H: 1 LOB: 3 BB: 1 P: 21	R: 0 E: 0 K: 1 S: 6 H: 0 LOB: 0 BB: 0 P: 12	1B: 1 2B: 1 3B: 0 HR: 0	SF: 0 SAC: 0 DP: 0 HBP: 0						

TOP

Montreal Expos @ New York Mets

Shea Stadium, Flushing, NY

Thu Apr 14 1988, 3:33 AM EDT

Att. 19,612 - Sunny - 63 F

livebaseballscorecards.com

AB	30
R	0
H	2
RBI	0
BB	1
SO	5
LOB	8

PITCHER		IP	WLS	BF	H	R	ER	SO	BB	IBB	HBP	BLK	WP	HR	S	P	ERA	WHIP
Bob Ojeda, L ERA: 1.69	(1, 1)	9.0	W	31	2	0	0	5	1	0	0	0	0	0	74	109	0.00	0.333

PITCHER		IP	WLS	BF	H	R	ER	SO	BB	IBB	HBP	BLK	WP	HR	S	P	ERA	WHIP

WP: 0	PA: 31
PB: 0	
SB: 0	
CS: 0	

Montreal Expos @ New York Mets

Shea Stadium, Flushing, NY

Thu Apr 14 1988, 3:33 AM EDT
Att. 19,612 - Sunny - 63 F

livebaseballscorecards.com

BOTTOM

Batter	1	2	3	4	5	6	7	8	9	AB	R	H	RBI	BB	SO	LOB
Lenny Dykstra, L (1, 8) OBP: 0.296, SLG: 0.615	B B F F F B F F F 3-2 X F6 ①		X 0-0 4-3 BLK 1B			X 0-0 HR		C F F F C 0-3 K ②		4	1	2	1	0	1	0
Tim Teufel, R (1, 4) OBP: 0.333, SLG: 0.190	B B C B F X 3-2 5-3 ②		1 SAFE C X 0-1 4-3 ② 1-3			B C F B B X 3-2 F9 ①		C B B S B B 4-2 BB		3	0	0	0	1	0	1
Dave Magadan, L (1, 3)	B C B B F B 4-2 BB BB		C X 0-1 1-3 ③			C B B B X 3-1 F7 ②		1 SAFE C 1 C B P X 2-2 L7 ③		3	0	0	0	1	0	2
Darryl Strawberry, L (1, 9) OBP: 0.471, SLG: 0.793	F B 1 SAFE B B F B 4-2 1-2 BB			F B F B X 2-2 L7 ①		B B C B B 4-1 BB				1	0	0	0	2	0	0
Kevin McReynolds, R (1, 7) OBP: 0.563, SLG: 1.000	C B X 1-1 F7 ③			C F X 0-2 5-3 ②		F X 0-1 L8 ③				3	0	0	0	0	0	3
Gary Carter, R (1, 2) OBP: 0.455, SLG: 0.696		C B X 1-1 6-3 ①		B X 1-0 F4 ③			F F B X 1-2 4-3 ①			3	0	0	0	0	0	0
Howard Johnson, S (1, 5) OBP: 0.281, SLG: 0.185		X 0-0 B1-3 ②			C B S B C 2-3 K ①		F X 0-1 F9 ②			3	0	0	0	0	1	0
Kevin Elster, R (1, 6) OBP: 0.172, SLG: 0.286		X 0-0 F8 ③			B F X 1-1 F4 ②		F C B B B X 3-2 1-3 ③			3	0	0	0	0	0	0
Bob Ojeda, L (1, 1) OBP: 0.333, SLG: 0.333			F B F C 1-3 K ①		B X 1-0 L7 ③			B C X 1-1 6-3 ①		3	0	0	0	0	1	0
Inning Stats	R: 0 E: 0 K: 0 S: 16 H: 0 LOB: 2 BB: 2 P: 31	R: 0 E: 0 K: 0 S: 4 H: 0 LOB: 0 BB: 0 P: 5	R: 0 E: 0 K: 1 S: 8 H: 1 LOB: 1 BB: 0 P: 9	R: 0 E: 0 K: 0 S: 7 H: 0 LOB: 0 BB: 0 P: 10	R: 0 E: 0 K: 1 S: 6 H: 0 LOB: 0 BB: 0 P: 10	R: 1 E: 0 K: 0 S: 9 H: 1 LOB: 1 BB: 1 P: 19	R: 0 E: 0 K: 0 S: 8 H: 0 LOB: 0 BB: 0 P: 12	R: 0 E: 0 K: 1 S: 13 H: 0 LOB: 1 BB: 1 P: 19		1B: 1 2B: 0 3B: 0 HR: 1 SF: 0 SAC: 0 DP: 0 HBP: 0						

	AB	26
	R	1
	H	2
	RBI	1
	BB	4
	SO	3
	LOB	6

WP: 0 PB: 0 SB: 0 CS: 0 — PA: 30

PITCHER		IP	WLS	BF	H	R	ER	SO	BB	IBB	HBP	BLK	WP	HR	S	P	ERA	WHIP
Dennis Martinez, R ERA: 4.0	(1, 1)	7.0	L	26	2	1	1	2	3	0	0	1	0	1	58	96	1.29	0.714
Andy McGaffigan, R ERA: 4.7	(8, 1)	1.0		4	0	0	0	1	1	0	0	0	0	0	13	19	0.00	1.000

PITCHER	IP	WLS	BF	H	R	ER	SO	BB	IBB	HBP	BLK	WP	HR	S	P	ERA	WHIP

Philadelphia Phillies @ Montreal Expos

Olympic Stadium, Montreal, QB

Fri Apr 15 1988, 7:05 PM EDT

Att. 11,292 - Dome - 63 F

TOP

livebaseballscorecards.com

Batter	1	2	3	4	5	6	7	8	9	AB	R	H	RBI	BB	SO	LOB
Juan Samuel, R (1, 4) OBP: 0.318, SLG: 0.390	B C B B B 4-1 FC1-5 S BB		B S F S 1-3 ① K	C S F B B X 2-2 ③ F9 1-2 2-3		B B F F X 2-2 1-H 2-H 1B 3B		B B B C C X 3-2 ② 6-3		4	1	1	2	1	1	2
Milt Thompson, L (1, 8) OBP: 0.487, SLG: 0.455 Wally Ritchie, L (8, 1)	C 1 SAFE 1 SAFE B 1 SAFE 1 SAFE 1 SAFE C 1 SAFE 4-2 1 SAFE 1 SAFE B 1 SAFE 1 SAFE 1 SAFE B F B PB FC1-5 1-2 BB		B F F B F X 2-2 ② 3-1		B F F B X 2-2 1-3 1B 2B	F F X 0-2 FC6-4 3-H 1B		C B X 1-1 ③ 6-3		4 0	1 0	2 0	1 0	1 0	0 0	0 0
Phil Bradley, R (1, 7) (8, 8) OBP: 0.325, SLG: 0.273	C B F B X 2-2 ① FC1-5 PB 1-2 2-3f		X 0-0 E 1B		B S F X 1-2 ① 1-3 2-3	1 SAFE B X 1-0 ② FC6-4 1-2f			C B B C B B 4-2 G3-6-3 BB	4	0	1	0	1	0	4
Mike Schmidt, R (1, 5) OBP: 0.317, SLG: 0.472	F B X 1-1 ② F8		X 0-0 E4 1-3		B X 1-0 3-H 1B	1 SAFE 1 SAFE P 1 SAFE B S X 2-1 ③ L4			F F S 0-3 ① K	5	0	1	1	0	1	5
Von Hayes, L (1, 3) OBP: 0.385, SLG: 0.382	C B F B F S 2-3 ③ K 1-2 2-3		F B B X 2-1 ③ F8		B C B X 2-1 ② L4		B B C F C 2-3 ① K		B X 1-0 ②③ G3-6-3 1-2f	5	0	0	0	0	2	6
Lance Parrish, R (1, 2) OBP: 0.394, SLG: 0.560		C B F B S 2-3 ① K		S F C 0-3 ① K	B B X 2-0 ③ P4		B X 1-0 ② L5			4	0	0	0	0	2	1
Chris James, R (1, 9) OBP: 0.273, SLG: 0.258	C B F X 1-2 2B		X 0-0 ② L4			B B B C B 4-1 1-3 3B BB	B B C X 2-1 1B			3	1	2	0	1	0	0
Steve Jeltz, S (1, 6) OBP: 0.345, SLG: 0.360	S S X 0-2 ② L6		B B B B 4-0 PB BB BB			C C B B B X 2-2 ① 1-3 1-2	C B S X 1-2 ③ 4-3			3	0	0	0	1	0	3
Shane Rawley, R (1, 1) OBP: 0.400, SLG: 0.250 Mike Young, S (6, PH) Todd Frohwirth, R (6, 1) Mike Maddux, L (6, 1) Greg Gross, L (8, PH) OBP: 0.222, SLG: 0.125 (8, 7)	F B S X 1-2 ③ L4		B B B C B 4-1 PB 1-2 BB			F B S F C B B F F B 4-2 3B BB		B C F C 1-3 ① K		1 0 0 0 0 1	0 1 0 0 0 0	0 0 0 0 0 0	0 0 0 0 0 0	1 1 0 0 0 1	0 0 0 0 0 0	1 0 0 0 0 0
Inning Stats	R: 0 H: 0 E: 0 LOB: 2 K: 1 BB: 2 S: 13 P: 26	R: 0 H: 1 E: 0 LOB: 1 K: 1 BB: 0 S: 12 P: 16	R: 0 H: 1 E: 1 LOB: 2 K: 1 BB: 0 S: 11 P: 16	R: 0 H: 0 E: 0 LOB: 2 K: 1 BB: 2 S: 9 P: 19	R: 1 H: 2 E: 0 LOB: 1 K: 0 BB: 0 S: 10 P: 18	R: 3 H: 2 E: 0 LOB: 1 K: 0 BB: 2 S: 19 P: 33	R: 0 H: 1 E: 0 LOB: 1 K: 1 BB: 0 S: 9 P: 15	R: 0 H: 0 E: 0 LOB: 0 K: 1 BB: 0 S: 8 P: 13	R: 0 H: 0 E: 0 LOB: 0 K: 1 BB: 1 S: 6 P: 11	1B: 4 SF: 0 2B: 2 SAC: 0 3B: 1 DP: 1 HR: 0 HBP: 0						

	AB	34
	R	4
	H	7
	RBI	4
	BB	7
	SO	7
	LOB	22

WP: 0 PA: 41
PB: 2
SB: 1
CS: 0

PITCHER		IP	WLS	BF	H	R	ER	SO	BB	IBB	HBP	BLK	WP	HR	S	P	ERA	WHIP
Floyd Youmans, R ERA: 7.84	(1, 1)	5.1		27	4	3	3	4	6	0	0	0	0	0	64	114	5.06	1.875
Andy McGaffigan, R ERA: 4.35	(6, 1)	2.2	W	12	3	1	1	2	1	0	0	0	0	0	29	48	3.38	1.500
Tim Burke, R ERA: 7.36	(9, 1)	1.0	S	2	0	0	0	1	0	0	0	0	0	0	4	5	0.00	0.000

PITCHER	IP	WLS	BF	H	R	ER	SO	BB	IBB	HBP	BLK	WP	HR	S	P	ERA	WHIP

Batter	1	2	3	4	5	6	7	8	9	AB	R	H	RBI	BB	SO	LOB
Tim Raines, S (1, 7) OBP: 0.310, SLG: 0.462	B B B C X 3-1 5-3 ①	C X 0-1 E S 1B		B B F X 2-1 F7 ③		1 SAFE B 1 SAFE X 2-0 SF7 ② 1-2 3-H				3	0	1	1	0	0	0
Mitch Webster, S (1, 8) (6, 9) OBP: 0.475, SLG: 0.545	B B C B B 4-1 BB	B C 1 SAFE X 1-1 SF8 ② 3-H			B X 1-0 6-3 ①	C F B X 1-2 F7 ③				2	0	0	1	1	0	1
Andres Galarraga, R (1, 3) OBP: 0.342, SLG: 0.486	B C 1 SAFE X 1-1 F7 ②	1 SAFE 1 SAFE C F C 0-3 K 1-3			X 0-0 2B 1B		X 0-0 F8 ①			4	0	1	0	0	1	2
Tim Wallach, R (1, 5) OBP: 0.256, SLG: 0.333	C C P 1 SAFE 1 SAFE 1 SAFE X 1-2 5-3 ③		F B X 1-1 6-3 ①		X 0-0 1-H 2B ②		C S B X 1-2 L5 ②			4	0	1	0	0	0	1
Dave Engle, R (1, 9) Andy McGaffigan, R (6, 1) Tim Burke, R (9, 1) OBP: 0.286, SLG: 0.333		F F F F X 0-2 1B 1B 2B	B B B B 4-0 BB		X 0-0 F7 ③		B C C S 1-3 K ③			2 1 0	1 0 0	1 0 0	0 0 0	1 0 0	0 1 0	1 0 0
Mike Fitzgerald, R (1, 2) OBP: 0.438, SLG: 0.250	B C B X 2-1 E 1B 2-3 1B	X 0-0 F8 ②				C X 0-1 5-3 ①		B B X 2-0 6-3 ①		4	1	1	0	0	0	1
Luis Rivera, R (1, 6) OBP: 0.250, SLG: 0.355	B C C X 1-2 E SF8 1-2 3-H 1B	X 0-0 P3 ③				X 0-0 HR		C S X 0-2 F8 ②		4	2	2	2	0	0	1
Casey Candaele, S (1, 4) OBP: 0.276, SLG: 0.200	X 0-0 E6 SF8 SF8 1-3 2-H			C B B X 2-1 L4 ①		C F X 0-2 1B S SF7 1B		B C F X 1-2 5-3 ③		4	2	1	0	0	0	1
Floyd Youmans, R (1, 1) Herm Winningham, L (6, 8) OBP: 0.600, SLG: 0.600	X 0-0 SF8 ① 2-3 3-H			B F X 1-1 5-3 ②		B B X 2-0 SF7 1-3 1B				1 1	0 0	0 1	1 0	0 0	0 0	0 0
Inning Stats	R: 0 E: 0 K: 0 S: 9 H: 0 LOB: 1 BB: 1 P: 17	R: 4 E: 1 K: 1 S: 19 H: 4 LOB: 1 BB: 0 P: 23	R: 0 E: 0 K: 0 S: 4 H: 0 LOB: 1 BB: 1 P: 9	R: 0 E: 0 K: 0 S: 6 H: 0 LOB: 0 BB: 0 P: 11	R: 0 E: 0 K: 0 S: 4 H: 2 LOB: 1 BB: 0 P: 5	R: 2 E: 0 K: 0 S: 11 H: 3 LOB: 1 BB: 0 P: 16	R: 0 E: 0 K: 1 S: 7 H: 0 LOB: 0 BB: 0 P: 9	R: 0 E: 0 K: 0 S: 7 H: 0 LOB: 0 BB: 0 P: 10		1B: 6 2B: 2 3B: 0 HR: 1 SF: 3 SAC: 0 DP: 0 HBP: 0						

PITCHER		IP	WLS	BF	H	R	ER	SO	BB	IBB	HBP	BLK	WP	HR	S	P	ERA	WHIP
Shane Rawley, L ERA: 3.5	(1, 1)	5.0		23	6	4	2	1	2	0	0	0	0	0	42	65	3.60	1.600
Todd Frohwirth, R ERA: 8.44	(6, 1)	0.1	L	4	3	2	2	0	0	0	0	0	0	1	7	9	54.00	9.000
Mike Maddux, R ERA:	(6, 1)	1.2		5	0	0	0	1	0	0	0	0	0	0	11	16	0.00	0.000
Wally Ritchie, L ERA: 2.45	(8, 1)	1.0		3	0	0	0	0	0	0	0	0	0	0	7	10	0.00	0.000

PITCHER	IP	WLS	BF	H	R	ER	SO	BB	IBB	HBP	BLK	WP	HR	S	P	ERA	WHIP

BOTTOM

Philadelphia Phillies @ Montreal Expos

Olympic Stadium, Montreal, QB

Fri Apr 15 1988, 7:05 PM EDT

Att. 11,292 - Dome - 63 F

livebaseballscorecards.com

AB	30
R	6
H	9
RBI	5
BB	2
SO	2
LOB	8

1B: 6 2B: 2 3B: 0 HR: 1 SF: 3 SAC: 0 DP: 0 HBP: 0

WP: 0 PB: 0 SB: 2 CS: 0 PA: 35

Batter	1	2	3	4	5	6	7	8	9	10	AB	R	H	RBI	BB	SO	LOB
Juan Samuel, R (1, 4) OBP: 0.292, SLG: 0.356	S B F F F B X 2-2 5-3 ①		C C X 0-2 4-3 ②			X 0-0 L4 ①		B X 1-0 G3 ②			4	0	0	0	0	0	0
Milt Thompson, L (1, 8) OBP: 0.442, SLG: 0.405	M F B F F X 1-2 6-3 ②		C B F B F B X 3-2 G3 ③			M C S 0-3 K ②		B F S S 1-3 K ③			4	0	0	0	0	2	0
Phil Bradley, R (1, 7) OBP: 0.341, SLG: 0.297	B C C S B X 2-2 1B			S C C B B S 2-3 K ①		B C B B B X 3-1 5-3 ③			X 0-0 G6-4-3 1B		4	0	2	0	0	1	0
Mike Schmidt, R (1, 5) OBP: 0.289, SLG: 0.425	F 1 SAFE X 0-1 F9 ③			C S S 0-3 K ②			F B B B C F X 2-2 6-3 ①		C X 0-1 G6-4-3 ①② 1-2f		4	0	0	0	0	1	2
Lance Parrish, R (1, 2) OBP: 0.405, SLG: 0.643		B C B B X 3-1 HR		C T X 0-2 F3 ③			B B B B 4-0 BB		C X 0-1 5-3 ③		3	1	1	1	1	0	0
Greg Gross, L (1, 3) (10, 9) OBP: 0.231, SLG: 0.167		C F X 0-2 6-3 ①			C B B X 2-1 4-3 ①		B C 1 SAFE X 1-1 FC6-5 1-2 1B			B C X 1-1 1-5-3 ①	4	0	1	0	0	0	0
Chris James, R (1, 9) OBP: 0.243, SLG: 0.229 Kent Tekulve, R (10, 1)		C F S 0-3 K ②			C X 0-1 5-3 ②		B B F F X 2-2 F7 ②			C S B X 1-2 F2 ②	4 0	0 0	0 0	0 0	0 0	1 0	2 0
Luis Aguayo, R (1, 6) OBP: 0.286, SLG: 0.429 Steve Jeltz, S (8, 6) OBP: 0.333, SLG: 0.346		B F F X 1-2 5-3 ③			C B F B F F X 2-2 2B		C X 0-1 FC6-5 1-2f ③			B X 1-0 6-3 ③	3 1	0 0	1 0	0 0	0 0	0 0	2 0
Kevin Gross, R (1, 1) OBP: 0.167, SLG: 0.167 Von Hayes, L (10, 3) OBP: 0.385, SLG: 0.382			C B B X 2-1 1-4-3 ①		C S B S 1-3 K ③			X 0-0 G3 ①			3 0	0 0	0 0	0 0	0 0	1 0	1 0
Inning Stats	R: 0 E: 0 K: 0 S: 14 H: 1 LOB: 1 BB: 0 P: 19	R: 1 E: 0 K: 1 S: 11 H: 1 LOB: 0 BB: 0 P: 15	R: 0 E: 0 K: 0 S: 9 H: 0 LOB: 0 BB: 0 P: 14	R: 0 E: 0 K: 2 S: 9 H: 0 LOB: 0 BB: 0 P: 11	R: 0 E: 0 K: 1 S: 12 H: 1 LOB: 1 BB: 0 P: 17	R: 0 E: 0 K: 1 S: 6 H: 0 LOB: 0 BB: 0 P: 9	R: 0 E: 0 K: 0 S: 11 H: 1 LOB: 2 BB: 1 P: 20	R: 0 E: 0 K: 1 S: 5 H: 0 LOB: 0 BB: 0 P: 7	R: 0 E: 0 K: 0 S: 5 H: 1 LOB: 0 BB: 0 P: 5	R: 0 E: 0 K: 0 S: 6 H: 0 LOB: 0 BB: 0 P: 9	1B: 3 2B: 1 3B: 0 HR: 1	SF: 0 SAC: 0 DP: 1 HBP: 0						

PITCHER		IP	WLS	BF	H	R	ER	SO	BB	IBB	HBP	BLK	WP	HR	S	P	ERA	WHIP
Bryn Smith, R ERA: 3.46	(1, 1)	7.0		26	4	1	1	5	1	0	0	0	0	1	72	105	1.29	0.714
Jeff Parrett, R ERA: 1.17	(8, 1)	1.0		3	0	0	0	1	0	0	0	0	0	0	5	7	0.00	0.000
Tim Burke, R ERA: 4.76	(9, 1)	2.0	W	6	1	0	0	0	0	0	0	0	0	0	11	14	0.00	0.500

PITCHER	IP	WLS	BF	H	R	ER	SO	BB	IBB	HBP	BLK	WP	HR	S	P	ERA	WHIP

TOP

Philadelphia Phillies @ Montreal Expos

Olympic Stadium, Montreal, QB

Sat Apr 16 1988, 7:05 PM EDT
Att. 13,664 - Dome - 62 F

livebaseballscorecards.com

AB	34
R	1
H	5
RBI	1
BB	1
SO	6
LOB	7

WP: 0 PB: 0 SB: 0 CS: 0 PA: 35

Batter	1	2	3	4	5	6	7	8	9	10	AB	R	H	RBI	BB	SO	LOB
Tim Raines, S (1, 7) OBP: 0.326, SLG: 0.452	B C C B S 2-3 K ①		B B X 2-0 1B			B B B B 4-0 S BB	B F B B X 3-1 F8 ③				3	0	1	0	1	1	0
Mitch Webster, S (1, 9) OBP: 0.455, SLG: 0.500	B C F B X 2-2 F7 ②		C B S S 1-3 K ③			B 1 SAFE 1 SAFE 1 SAFE C C B B B 4-2 G4-3 1-2 BB			B C C F B B C 3-3 K ①		3	0	0	0	1	2	1
Herm Winningham, L (1, 8) OBP: 0.444, SLG: 0.444	F X 0-1 5-3 ③			F B B X 2-1 CS 1B		F X 0-1 ② ③ G4-3 1-2f			C B F B S 2-3 K ②		4	0	1	0	0	1	2
Tim Wallach, R (1, 5) OBP: 0.233, SLG: 0.300		C B F F S 1-3 K ①		B F F X 1-2 ① ② F2 1-2			F X 0-1 L4 ①		F S B F F B C 2-3 K ③		4	0	0	0	0	2	1
Andres Galarraga, R (1, 3) OBP: 0.333, SLG: 0.487		B B F X 2-1 E5 BB		S B F F B B X 3-2 6-3 ③			B B B B F X 3-1 ② 6-3			X 0-0 1B 1B 2B	4	1	1	0	0	0	0
Jeff Reed, L (1, 2) OBP: 0.423, SLG: 0.333		B B B C 1 SAFE F B 4-2 G4-6-3 1-2 BB			B C B F B C 3-3 K ①		B X 1-0 ③ F8			L B F F B X 2-2 1B 2-3 1B	3	0	1	0	1	1	0
Luis Rivera, R (1, 6) OBP: 0.222, SLG: 0.314		X 0-0 ② ③ G4-6-3 1-2f			S X 0-1 ② 4-3			X 0-0 ① F6		F C X 0-2 ① F6	4	0	0	0	0	0	4
Casey Candaele, S (1, 4) OBP: 0.258, SLG: 0.185			B B C B C F C 3-3 K ①		C S B B X 2-2 ③ L9			C C B X 1-2 ② G3		X 0-0 1-2 3-H 1B	2	0	0	0	0	1	0
Tom Foley, L (8, PH) OBP: 0.167, SLG: 0.167											2	0	1	1	0	0	0
(9, 4)																	
Bryn Smith, R (1, 1)						C C B X 1-2 ① 4-3					2	0	0	0	0	1	0
Jeff Parrett, R (8, 1)											0	0	0	0	0	0	0
Graig Nettles, L (8, PH) OBP: 1.000, SLG: 4.000			S B S B C 2-3 K ②					B B X 2-0 HR			1	1	1	1	0	0	0
Tim Burke, R (9, 1)											0	0	0	0	0	0	0
Inning Stats	R: 0 E: 0 K: 1 S: 8 H: 0 LOB: 0 BB: 0 P: 12	R: 0 E: 1 K: 1 S: 9 H: 0 LOB: 1 BB: 1 P: 16	R: 0 E: 0 K: 3 S: 11 H: 1 LOB: 1 BB: 0 P: 19	R: 0 E: 0 K: 0 S: 9 H: 1 LOB: 0 BB: 0 P: 15	R: 0 E: 0 K: 1 S: 8 H: 0 LOB: 0 BB: 0 P: 13	R: 0 E: 0 K: 0 S: 7 H: 0 LOB: 1 BB: 2 P: 16	R: 0 E: 0 K: 0 S: 5 H: 0 LOB: 0 BB: 0 P: 9	R: 1 E: 0 K: 0 S: 7 H: 1 LOB: 0 BB: 0 P: 13	R: 0 E: 0 K: 3 S: 12 H: 0 LOB: 0 BB: 0 P: 19	R: 1 E: 0 K: 0 S: 9 H: 3 LOB: 2 BB: 0 P: 11	1B: 4 2B: 1 3B: 0 HR: 1 SF: 0 SAC: 0 DP: 2 HBP: 0						

PITCHER		IP	WLS	BF	H	R	ER	SO	BB	IBB	HBP	BLK	WP	HR	S	P	ERA	WHIP
Kevin Gross, R ERA: 1.23	(1, 1)	9.0		31	3	1	1	9	3	0	0	0	0	1	76	132	1.00	0.667
Kent Tekulve, R ERA: 4.15	(10, 1)	0.1	L	4	3	1	1	0	0	0	0	0	0	0	9	11	27.00	9.000

PITCHER	IP	WLS	BF	H	R	ER	SO	BB	IBB	HBP	BLK	WP	HR	S	P	ERA	WHIP

BOTTOM

Philadelphia Phillies @ Montreal Expos

Olympic Stadium, Montreal, QB

Sat Apr 16 1988, 7:05 PM EDT
Att. 13,664 - Dome - 62 F

livebaseballscorecards.com

AB	32
R	2
H	6
RBI	2
BB	3
SO	9
LOB	8

1B: 4	SF: 0	WP: 0	PA: 35
2B: 1	SAC: 0	PB: 0	
3B: 0	DP: 2	SB: 1	
HR: 1	HBP: 0	CS: 1	

Batter	1	2	3	4	5	6	7	8	9	AB	R	H	RBI	BB	SO	LOB
Juan Samuel, R (1, 4) OBP: 0.327, SLG: 0.375	B F X 1-1 ① 4-3		X 0-0 S 4-3 2-3 1B		X 0-0 1B		S B B S B B 4-2 1-2 2-3 BB			3	0	2	0	1	0	0
Milt Thompson, L (1, 8) OBP: 0.404, SLG: 0.366	C F C 0-3 ② K		X 0-0 ② 4-3 1-2 3-H		P C 1 SAFE F 1 S SAFE 1-3 ③ K		B X 1-0 ③ 6-3			4	0	0	1	0	2	5
Phil Bradley, R (1, 7) OBP: 0.333, SLG: 0.275	B B C B F B 4-2 BB		C F B B B X 3-2 ③ 6-3 2-3			B C B F B F C 3-3 ① K		B C F C 1-3 ① K		3	0	0	0	1	2	1
Kent Tekulve, R (8, 1)										0	0	0	0	0	0	0
Mike Schmidt, R (1, 5) OBP: 0.265, SLG: 0.386	X 0-0 ③ P4			X 0-0 ① 6-3		B B B C X 3-1 ② F3		M B X 1-1 ② 5-3		4	0	0	0	0	0	1
Von Hayes, L (1, 3) OBP: 0.349, SLG: 0.342		B S B C X 3-1 ① F9		C S F B B S 2-3 ② K		B S B C B C S 3-3 ③ K		B B C C X 2-1 ③ 4-3		4	0	0	0	0	2	0
Lance Parrish, R (1, 2) OBP: 0.366, SLG: 0.563		C B S B B F F S 3-3 ② K		B S B C S 2-3 ③ K			X 0-0 ① 1-3		B F F X 1-2 ① F7	4	0	0	0	0	2	0
Greg Gross, L (1, 9) OBP: 0.235, SLG: 0.188		B B B C X 3-1 ③ 1-3			C X 0-1 ① F7		C X 0-1 BB BB 1B		C B B X 2-1 ② 4-3	4	0	1	0	0	0	0
Steve Jeltz, S (1, 6) OBP: 0.344, SLG: 0.333			B B B B 4-0 1B SH1-4 4-3 BB		C B B F B F S 3-3 ② K		B C B B C B 4-2 1-2 BB BB		C B X 1-1 ③ F3	1	1	0	0	1	1	0
Mike Young, S (7, PH)										0	0	0	0	1	0	0
Luis Aguayo, R (7, 6) OBP: 0.250, SLG: 0.375										1	0	0	0	0	0	0
David Palmer, R (1, 1) OBP: 1.000, SLG: 4.000			X 0-0 ① SH1-4 1-2		B C B F B X 3-2 HR		B S X 1-1 ② P6			1	1	1	1	0	0	0
Bill Dawley, R (5, 1)										0	0	0	0	0	0	0
Wally Ritchie, L (6, 1)										0	0	0	0	0	0	0
Darren Daulton, L (7, PH) OBP: 0.222, SLG: 0.125										1	0	0	0	0	0	2
Mike Maddux, L (7, 1)										0	0	0	0	0	0	0
Chris James, R (8, 7) OBP: 0.243, SLG: 0.229										0	0	0	0	0	0	0
Inning Stats	R: 0 E: 0 K: 1 S: 8 H: 0 LOB: 1 BB: 1 P: 13	R: 0 E: 0 K: 1 S: 9 H: 0 LOB: 0 BB: 0 P: 18	R: 1 E: 0 K: 0 S: 6 H: 1 LOB: 1 BB: 1 P: 13	R: 0 E: 0 K: 2 S: 8 H: 0 LOB: 0 BB: 0 P: 12	R: 1 E: 0 K: 2 S: 14 H: 2 LOB: 1 BB: 0 P: 20	R: 0 E: 0 K: 2 S: 9 H: 0 LOB: 0 BB: 0 P: 18	R: 0 E: 0 K: 0 S: 10 H: 1 LOB: 3 BB: 2 P: 20	R: 0 E: 0 K: 1 S: 7 H: 0 LOB: 0 BB: 0 P: 11	R: 0 E: 0 K: 0 S: 7 H: 0 LOB: 0 BB: 0 P: 11							

PITCHER		IP	WLS	BF	H	R	ER	SO	BB	IBB	HBP	BLK	WP	HR	S	P	ERA	WHIP
Pascual Perez, R	(1, 1)	7.0	W	29	4	2	2	8	4	0	0	0	0	1	64	114	2.57	1.143
ERA: 2.45																		
Andy McGaffigan, R	(8, 1)	2.0	S	6	0	0	0	1	0	0	0	0	0	0	14	22	0.00	0.000
ERA: 3.65																		

PITCHER	IP	WLS	BF	H	R	ER	SO	BB	IBB	HBP	BLK	WP	HR	S	P	ERA	WHIP

Philadelphia Phillies @ Montreal Expos

Olympic Stadium, Montreal, QB

Sun Apr 17 1988, 3:33 AM EDT

Att. 16,597 - Dome - 70 F

TOP

livebaseballscorecards.com

AB	30
R	2
H	4
RBI	2
BB	4
SO	9
LOB	9

1B: 3	SF: 0	WP: 0	PA: 35
2B: 0	SAC: 1	PB: 0	
3B: 0	DP: 0	SB: 1	
HR: 1	HBP: 0	CS: 0	

Batter	1	2	3	4	5	6	7	8	9	AB	R	H	RBI	BB	SO	LOB
Tim Raines, S (1, 7) OBP: 0.333, SLG: 0.422	B B F B F F F B 4-2 S E BB	B B X 2-0 ③ F7		X 0-0 ③ F7		B B B F B 4-1 G4-6-3 1-2 BB		C B B C B X 3-2 ③ F8		3	1	0	0	2	0	4
Herm Winningham, L (1, 8) OBP: 0.538, SLG: 0.500	B X 1-0 E1 1-3 6-3 1B 1-H 1B	B B B B 4-0 CS BB			B X 1-0 5-3 HR 1B	B C X 1-1 ②③ G4-6-3 1-2f				3	2	2	0	1	0	2
Hubie Brooks, R (1, 9) OBP: 0.244, SLG: 0.439 Andy McGaffigan, R (8, 1)	B C B X 2-1 ① 6-3 1-2	C B S B X 2-2 ① S 1-2 1B			C X 0-1 ① P9		B S C C 1-3 ① K			4 0	0 0	1 0	0 0	0 0	1 0	2 0
Tim Wallach, R (1, 5) OBP: 0.213, SLG: 0.273	B C X 1-1 ② 1-3 2-3	C X 0-1 ② F7			1 SAFE P X 1-0 ② 5-3 1-2		F X 0-1 ② 5-3			4	0	0	0	0	0	3
Andres Galarraga, R (1, 3) OBP: 0.348, SLG: 0.558	C X 0-1 WP PO 1B 3-H	B F B B S X 3-2 ③ L9 1-2			X 0-0 2-H HR		S B C B B F X 3-2 ③ 6-3			4	1	2	3	0	0	1
Jeff Reed, L (1, 2) OBP: 0.467, SLG: 0.391	C B B C B B 4-2 1-3 BB	F C F B B X 2-2 ① P6			B B B C B 4-2 BB			X 0-0 4-3 2B 2B		2	1	1	0	2	0	0
Luis Rivera, R (1, 6) OBP: 0.250, SLG: 0.359	C B 3 SAFE 1-1 ③ PO 3-H	X 0-0 1-3 2B		B X 1-0 FC2-6 1B 1B	F X 0-1 ③ L6			B C B X 2-1 ① 4-3 2-3		4	0	2	0	0	0	2
Casey Candaele, S (1, 4) OBP: 0.257, SLG: 0.194		B F B F B F S 3-3 ① K		B B F X 2-1 FC2-6 1-2 1B		C L B B F B F X 3-2 ① F9		X 0-0 ② 4-3		4	0	1	0	0	1	2
Pascual Perez, R (1, 1) Mitch Webster, S (8, 9) OBP: 0.467, SLG: 0.541		B S F B X 2-2 ② 1-3 2-3		M X 0-1 ② FC2-6 1-2 2-3f		C M S 0-3 K BB		F B C B X 2-2 3-H 2B		3 1	0 0	0 1	0 1	0 0	1 0	3 0
Inning Stats	R: 2 E: 1 K: 0 S: 14 H: 2 LOB: 1 BB: 2 P: 27	R: 0 E: 0 K: 1 S: 9 H: 1 LOB: 1 BB: 0 P: 16	R: 0 E: 0 K: 0 S: 8 H: 1 LOB: 1 BB: 1 P: 17	R: 0 E: 0 K: 0 S: 10 H: 2 LOB: 2 BB: 0 P: 15	R: 2 E: 0 K: 0 S: 10 H: 2 LOB: 1 BB: 1 P: 15	R: 0 E: 0 K: 1 S: 11 H: 0 LOB: 1 BB: 1 P: 19	R: 0 E: 0 K: 1 S: 9 H: 0 LOB: 0 BB: 0 P: 13	R: 1 E: 0 K: 0 S: 10 H: 2 LOB: 1 BB: 0 P: 17		1B: 6 2B: 3 3B: 0 HR: 1	SF: 0 SAC: 0 DP: 1 HBP: 0			WP: 3 PB: 0 SB: 2 CS: 1	PA: 38	

PITCHER		IP	WLS	BF	H	R	ER	SO	BB	IBB	HBP	BLK	WP	HR	S	P	ERA	WHIP
David Palmer, R ERA: 4.5	(1, 1)	4.0		19	6	2	2	1	3	0	0	0	1	0	41	75	4.50	2.250
Bill Dawley, R ERA: 13.5	(5, 1)	1.1	L	8	2	2	2	1	1	0	0	0	1	1	18	26	13.50	2.250
Wally Ritchie, L ERA: 2.08	(6, 1)	0.2		2	0	0	0	0	1	0	0	0	0	0	3	8	0.00	1.500
Mike Maddux, R ERA: 0.71	(7, 1)	1.2		7	2	1	1	1	0	0	0	0	0	0	16	24	5.40	1.200
Kent Tekulve, R ERA: 3.86	(8, 1)	0.1		1	0	0	0	0	0	0	0	0	0	0	3	6	0.00	0.000

PITCHER	IP	WLS	BF	H	R	ER	SO	BB	IBB	HBP	BLK	WP	HR	S	P	ERA	WHIP

BOTTOM

Philadelphia Phillies @ Montreal Expos

Olympic Stadium, Montreal, QB

Sun Apr 17 1988, 3:33 AM EDT

Att. 16,597 - Dome - 70 F

livebaseballscorecards.com

AB	32
R	5
H	10
RBI	4
BB	5
SO	3
LOB	19

Batter	1	2	3	4	5	6	7	8	9	AB	R	H	RBI	BB	SO	LOB
Tim Raines, S (1, 7) OBP: 0.339, SLG: 0.408	F8		6-3 S 1B 3-H		F8			CS 1B 1-2 BB E6 1-3 3-H		4	1	1	2	1	0	1
Mitch Webster, S (1, 8) (8, 9) OBP: 0.440, SLG: 0.488	G3		6-3 1-3			5-3		1B 2B 1-2 BB K		4	1	0	0	1	1	3
Hubie Brooks, R (1, 9) Dave Engle, R (8, PH) Herm Winningham, L (8, 8) OBP: 0.244, SLG: 0.422 OBP: 0.250, SLG: 0.286 OBP: 0.538, SLG: 0.500	4-3		6-3			1-3		2B 2B 1-3 2-H 1B G3		4 1 0	1 0 0	1 0 0	1 0 0	0 0 0	0 0 0	1 2 0
Tim Wallach, R (1, 5) OBP: 0.250, SLG: 0.367		HR		6-3		FC6-4 1B		K 1B	1B	5	1	3	1	0	1	2
Andres Galarraga, R (1, 3) OBP: 0.353, SLG: 0.563		6-3		F8 S 1B		FC6-4 1-2		2B 1-3 3-H 2B	K	5	1	2	1	0	1	2
Mike Fitzgerald, R (1, 2) OBP: 0.429, SLG: 0.353		F7		F8 1-3			F9	1B 2-H 3-H 2B	1B 1-2	5	1	2	2	0	0	1
Luis Rivera, R (1, 6) OBP: 0.244, SLG: 0.326		F8		5-3			K	1B 1B BB	F9	4	1	0	0	1	1	3
Casey Candaele, S (1, 4) OBP: 0.300, SLG: 0.257			F8 1B 2B		4-3		BB	E 1B 1-3 2-H	1-4-3	4	2	2	1	1	0	2
Dennis Martinez, R (1, 1) OBP: 0.400, SLG: 0.333			F8 2-3		F9		1-3	E 1B 2-3 3-H		4	0	1	1	0	0	2
Inning Stats	R: 0 H: 0 E: 0 LOB: 0 K: 0 BB: 0 S: 6 P: 9	R: 1 H: 1 E: 0 LOB: 0 K: 0 BB: 0 S: 4 P: 8	R: 1 H: 2 E: 0 LOB: 1 K: 0 BB: 0 S: 11 P: 15	R: 0 H: 1 E: 0 LOB: 1 K: 0 BB: 0 S: 8 P: 13	R: 0 H: 0 E: 0 LOB: 0 K: 0 BB: 0 S: 6 P: 11	R: 0 H: 1 E: 0 LOB: 1 K: 0 BB: 0 S: 10 P: 17	R: 0 H: 0 E: 0 LOB: 1 K: 1 BB: 1 S: 6 P: 10	R: 7 H: 5 E: 1 LOB: 2 K: 2 BB: 3 S: 26 P: 47	R: 0 H: 2 E: 0 LOB: 2 K: 1 BB: 0 S: 13 P: 16	1B: 8 SF: 0 2B: 3 SAC: 0 3B: 0 DP: 0 HR: 1 HBP: 0						WP: 0 PA: 44 PB: 0 SB: 2 CS: 1	

PITCHER		IP	WLS	BF	H	R	ER	SO	BB	IBB	HBP	BLK	WP	HR	S	P	ERA	WHIP
Jamie Moyer, L ERA: 4.34	(1, 1)	6.0	L	23	5	2	2	0	0	0	0	0	0	1	45	73	3.00	0.833
Les Lancaster, R ERA: 4.66	(7, 1)	1.1		10	3	5	4	2	3	0	0	0	0	0	21	37	27.00	4.500
Mike Bielecki, R ERA: 7.94	(8, 1)	0.0		3	2	1	1	0	1	0	0	0	0	0	3	9	∞	∞
Drew Hall, L ERA: 12.46	(8, 1)	0.2		3	0	1	1	1	0	0	0	0	0	0	8	11	13.50	0.000
Rich Gossage, R ERA: 3.6	(9, 1)	1.0		5	2	0	0	1	0	0	0	0	0	0	13	16	0.00	2.000

PITCHER	IP	WLS	BF	H	R	ER	SO	BB	IBB	HBP	BLK	WP	HR	S	P	ERA	WHIP

Montreal Expos @ Chicago Cubs

Wrigley Field, Chicago, IL

Tue Apr 19 1988, 3:33 AM CDT

Att. 7,293 - Sunny - 41 F

TOP

livebaseballscorecards.com

AB	40
R	9
H	12
RBI	9
BB	4
SO	4
LOB	19

Batter	1	2	3	4	5	6	7	8	9	AB	R	H	RBI	BB	SO	LOB
Dave Martinez, L (1, 8) OBP: 0.351, SLG: 0.481	5-3		4-3			1B		F8		4	1	1	0	0	0	0
23 Ryne Sandberg, R (1, 4) OBP: 0.281, SLG: 0.462	5-3			2B		G3 1B 1-3		5-3		4	0	2	0	0	0	0
Andre Dawson, R (1, 9) OBP: 0.377, SLG: 0.654	F4			F5		G3 1-2 3-H			5-3	4	0	1	1	0	0	1
Leon Durham, L (1, 3) OBP: 0.364, SLG: 0.667		3B		F6		G3 1-2 2-3			K	4	0	1	0	0	1	3
Rafael Palmeiro, L (1, 7) OBP: 0.354, SLG: 0.463		1-3		5-3		F7			1-3	4	0	0	0	0	0	4
Jody Davis, R (1, 2) OBP: 0.324, SLG: 0.344		F9			F3		K			3	0	0	0	0	1	1
Vance Law, R (1, 5) OBP: 0.314, SLG: 0.431		F9			G5-4-3 1B		1-3			3	0	1	0	0	0	1
Shawon Dunston, R (1, 6) OBP: 0.314, SLG: 0.560			K		G5-4-3 1-2f		K			3	0	0	0	0	2	1
Jamie Moyer, L (1, 1) Manny Trillo, R (6, PH) OBP: 0.143, SLG: 0.083 Les Lancaster, R (7, 1) Mike Bielecki, R (8, 1) Drew Hall, L (8, 1) Jerry Mumphrey, S (8, PH) OBP: 0.364, SLG: 0.300 Rich Gossage, R (9, 1)			K			F7		F7		1 1 0 0 0 0 1 0	0 0 0 0 0 0 0 0	0 0 0 0 0 0 0 0	0 0 0 0 0 0 0 0	0 0 0 0 0 0 0 0	1 0 0 0 0 0 0 0	0 0 0 0 0 0 0 0
Inning Stats	R: 0 E: 0 K: 0 S: 3 H: 0 LOB: 0 BB: 0 P: 6	R: 0 E: 0 K: 0 S: 9 H: 1 LOB: 1 BB: 0 P: 17	R: 0 E: 0 K: 2 S: 9 H: 0 LOB: 0 BB: 0 P: 11	R: 0 E: 0 K: 0 S: 10 H: 1 LOB: 1 BB: 0 P: 13	R: 0 E: 0 K: 0 S: 8 H: 1 LOB: 0 BB: 0 P: 11	R: 1 E: 0 K: 0 S: 12 H: 3 LOB: 2 BB: 0 P: 13	R: 0 E: 0 K: 2 S: 10 H: 0 LOB: 0 BB: 0 P: 12	R: 0 E: 0 K: 0 S: 5 H: 0 LOB: 0 BB: 0 P: 8	R: 0 E: 0 K: 1 S: 5 H: 0 LOB: 0 BB: 0 P: 7	1B: 4 2B: 1 3B: 1 HR: 0	SF: 0 SAC: 0 DP: 1 HBP: 0					

PITCHER		IP	WLS	BF	H	R	ER	SO	BB	IBB	HBP	BLK	WP	HR	S	P	ERA	WHIP
Dennis Martinez, R ERA: 3.0	(1, 1)	9.0	W	32	6	1	1	5	0	0	0	0	0	0	71	98	1.00	0.667

PITCHER	IP	WLS	BF	H	R	ER	SO	BB	IBB	HBP	BLK	WP	HR	S	P	ERA	WHIP

BOTTOM

Montreal Expos @ Chicago Cubs

Wrigley Field, Chicago, IL

Tue Apr 19 1988, 3:33 AM CDT

Att. 7,293 - Sunny - 41 F

livebaseballscorecards.com

AB	32
R	1
H	6
RBI	1
BB	0
SO	5
LOB	11

Montreal Expos @ Chicago Cubs

Wrigley Field, Chicago, IL

Wed Apr 20 1988, 3:33 AM CDT

Att. 5,699 - Cloudy - 51 F

TOP

livebaseballscorecards.com

Batter	1	2	3	4	5	6	7	8	9	AB	R	H	RBI	BB	SO	LOB
Tim Raines, S (1, 7) OBP: 0.361, SLG: 0.404	C F B B S 2-3 ① K		B F B X 2-1 ③ 1-3		X 0-0 1B		I I I 4-0 BB IBB		B B B B 4-0 1-2 HR BB	3	1	1	0	2	1	0
Mitch Webster, S (1, 8) OBP: 0.418, SLG: 0.444	F X 0-1 ② F9			B X 1-0 ① F7	B X 1-0 ③ F5		B B B C B 4-1 1-2 2-3 BB		X 0-0 ① B5	4	0	0	0	1	0	3
Hubie Brooks, R (1, 9) OBP: 0.260, SLG: 0.480	C B F B F B S 3-3 ③ K			C S B X 1-2 1B 1B		B X 1-0 ① 5-3	X 0-0 ③ F9		B B C X 2-1 1-H 2-H HR	5	1	2	3	0	1	3
Tim Wallach, R (1, 5) OBP: 0.246, SLG: 0.352		B F C X 1-2 ① F8		C B 1 SAFE X 1-1 ② 1-3 1B		B B X 2-0 ② F7		B B X 2-0 ① 6-3	C B X 1-1 ② 6-3	5	0	1	0	0	0	0
Andres Galarraga, R (1, 3) OBP: 0.393, SLG: 0.642		C B F F B X 2-2 S 1B		F S C 0-3 ② K		C B X 1-1 HR		B F B F F F X 2-2 BB 1B 1B	C B B F X 2-2 FC6 1B	5	2	4	1	0	1	2
Jeff Reed, L (1, 2) OBP: 0.457, SLG: 0.346		B B 1 SAFE 1 SAFE X 2-0 ② F7		F B B B F B 4-2 BB		C B B X 2-1 ③ F8		C B 1 SAFE 1 SAFE C B B B 4-2 1-2 1B BB	B B B F X 3-1 ③ 1-2f FC6	3	0	0	0	2	0	2
Tom Foley, L (1, 6) OBP: 0.188, SLG: 0.188 Tim Burke, R (8, 1)		F B B X 2-1 ③ 1-2 F7		B X 1-0 ③ F9			B X 1-0 ① F7	B S S F B X 2-2 1-2 2-H G6-3 1B		4 0 1 1 0 0 4 0 0 0 0 0 0 0						
Casey Candaele, S (1, 4) OBP: 0.295, SLG: 0.282			B X 1-0 ① L9		B C F B X 2-2 ① F5		X 0-0 ②③ BB 2B	C B F X 1-2 ②③ 1-2f G6-3		4	0	1	0	0	0	2
Floyd Youmans, R (1, 1) Andy McGaffigan, R (6, 1) Graig Nettles, L (7, PH) OBP: 0.500, SLG: 2.000 Jeff Parrett, R (7, 1) Luis Rivera, R (8, 6) OBP: 0.261, SLG: 0.341			C S S 0-3 ② K		S C B S 1-3 ② K		S C C 0-3 ② K		B X 1-0 BB HR 1B	2 0 0 0 0 2 0 0 0 0 0 0 0 0 1 0 0 0 0 1 1 0 0 0 0 0 0 0 1 1 1 0 0 0 0						
Inning Stats	R: 0 E: 0 K: 2 S: 9 H: 0 LOB: 0 BB: 0 P: 14	R: 0 E: 0 K: 0 S: 10 H: 1 LOB: 1 BB: 0 P: 17	R: 0 E: 0 K: 1 S: 6 H: 0 LOB: 0 BB: 0 P: 9	R: 0 E: 0 K: 1 S: 12 H: 2 LOB: 3 BB: 1 P: 20	R: 0 E: 0 K: 1 S: 8 H: 1 LOB: 1 BB: 0 P: 12	R: 1 E: 0 K: 0 S: 6 H: 1 LOB: 0 BB: 0 P: 12	R: 0 E: 0 K: 1 S: 7 H: 1 LOB: 3 BB: 2 P: 16	R: 1 E: 0 K: 0 S: 16 H: 2 LOB: 1 BB: 1 P: 27	R: 3 E: 0 K: 0 S: 11 H: 3 LOB: 1 BB: 1 P: 24	1B: 8 2B: 1 3B: 0 HR: 2 SF: 0 SAC: 0 DP: 1 HBP: 0						

	AB	37
	R	5
	H	11
	RBI	5
	BB	5
	SO	6
	LOB	17

WP: 0 PB: 0 SB: 1 CS: 0 PA: 42

PITCHER		IP	WLS	BF	H	R	ER	SO	BB	IBB	HBP	BLK	WP	HR	S	P	ERA	WHIP
Rick Sutcliffe, R ERA: 4.55	(1, 1)	8.0	L	35	8	2	2	6	3	1	0	0	0	1	74	127	2.25	1.375
Les Lancaster, R ERA: 6.75	(9, 1)	1.0		7	3	3	3	0	1	0	0	0	0	1	11	24	27.00	4.000

PITCHER		IP	WLS	BF	H	R	ER	SO	BB	IBB	HBP	BLK	WP	HR	S	P	ERA	WHIP

Batter	1	2	3	4	5	6	7	8	9	AB	R	H	RBI	BB	SO	LOB
Dave Martinez, L (1, 8) OBP: 0.344, SLG: 0.464	C B F F B B F C 3-3 K ①		B F B F F X 2-2 G3 ②			F L F B X 1-2 4-3 ①		F C B B X 2-2 23 F9 23 S 1B		4	0	1	0	0	1	0
23 Ryne Sandberg, R (1, 4) OBP: 0.279, SLG: 0.446	B B C X 2-1 F7 ②		X 0-0 L1 ③			C F B X 1-2 FC3-6 S 1B		B F S B X 2-2 F9 ② 1-3		4	0	1	0	0	0	1
Andre Dawson, R (1, 9) OBP: 0.368, SLG: 0.618	S F B B S 2-3 K ③			X 0-0 F9 ①		1 SAFE B B F F B B 4-2 FC3-6 1-2 BB		C B S B X 2-2 F7 ③		3	0	0	0	1	1	1
Leon Durham, L (1, 3) OBP: 0.333, SLG: 0.605		F B B B S F S 3-3 K ①		B B C B F F F X 3-2 F2 ②		S B B 2 SAFE C X 2-2 FC3-6 ② 1-2f 2-3			F S B F B X 2-2 F7 ①	4	0	0	0	0	1	2
Rafael Palmeiro, L (1, 7) OBP: 0.346, SLG: 0.467		C F X 0-2 L4 ②		B B C B F F F X 3-2 S 2B		1 SAFE F X 0-1 F8 ③			C X 0-1 3-1 ②	4	0	1	0	0	0	2
Jody Davis, R (1, 2) OBP: 0.317, SLG: 0.314		B B B B C F F B 4-2 3B BB		B S B C S 2-3 K ③ 2-3			B B B C F X 2-2 5-3 ①		B C S F S 1-3 K ③	3	1	0	0	1	2	1
Vance Law, R (1, 5) OBP: 0.333, SLG: 0.472		S F F B B B X 3-2 1-H 3B			B B F B C F F B 4-2 CS BB		C S X 0-2 5-3 ②			2	0	1	1	1	0	0
Shawon Dunston, R (1, 6) OBP: 0.296, SLG: 0.528		B S S F S 1-3 K ③			B S B 1 SAFE B F F X 3-2 F7 ①		B F F S 1-3 K ③			3	0	0	0	0	2	2
Rick Sutcliffe, L (1, 1) OBP: 0.273, SLG: 0.200 Jerry Mumphrey, S (8, PH) OBP: 0.333, SLG: 0.273 Les Lancaster, R (9, 1)			B C X 1-1 4-3 ①			1 SAFE C B C X 1-2 F4 ②③ 1-2		S B B X 2-1 4-3 ①		2 1 0	0 0 0	0 0 0	0 0 0	0 0 0	0 0 0	1 0 0
Inning Stats	R: 0 H: 0 E: 0 LOB: 0 K: 2 BB: 0 S: 11 P: 18	R: 1 H: 1 E: 0 LOB: 1 K: 2 BB: 1 S: 18 P: 29	R: 0 H: 0 E: 0 LOB: 0 K: 0 BB: 0 S: 7 P: 10	R: 0 H: 1 E: 0 LOB: 1 K: 1 BB: 0 S: 14 P: 22	R: 0 H: 0 E: 0 LOB: 0 K: 0 BB: 1 S: 11 P: 19	R: 0 H: 1 E: 0 LOB: 2 K: 0 BB: 1 S: 14 P: 22	R: 0 H: 0 E: 0 LOB: 0 K: 1 BB: 0 S: 9 P: 12	R: 0 H: 1 E: 0 LOB: 1 K: 0 BB: 0 S: 11 P: 19	R: 0 H: 0 E: 0 LOB: 0 K: 1 BB: 0 S: 10 P: 13	1B: 2 SF: 0 2B: 1 SAC: 0 3B: 1 DP: 0 HR: 0 HBP: 0						

PITCHER		IP	WLS	BF	H	R	ER	SO	BB	IBB	HBP	BLK	WP	HR	S	P	ERA	WHIP
Floyd Youmans, R ERA: 5.74	(1, 1)	5.1		21	3	1	1	5	3	0	0	0	0	0	70	113	1.69	1.125
Andy McGaffigan, R ERA: 3.46	(6, 1)	0.2		2	0	0	0	0	0	0	0	0	0	0	5	7	0.00	0.000
Jeff Parrett, R ERA: 1.04	(7, 1)	1.0	W	3	0	0	0	1	0	0	0	0	0	0	9	12	0.00	0.000
Tim Burke, R ERA: 3.52	(8, 1)	2.0	S	7	1	0	0	1	0	0	0	0	0	0	21	32	0.00	0.500

PITCHER	IP	WLS	BF	H	R	ER	SO	BB	IBB	HBP	BLK	WP	HR	S	P	ERA	WHIP

BOTTOM

Montreal Expos @ Chicago Cubs

Wrigley Field, Chicago, IL

Wed Apr 20 1988, 3:33 AM CDT

Att. 5,699 - Cloudy - 51 F

livebaseballscorecards.com

AB	30
R	1
H	4
RBI	1
BB	3
SO	7
LOB	10

1B: 2	SF: 0	WP: 0	PA: 33
2B: 1	SAC: 0	PB: 0	
3B: 1	DP: 0	SB: 3	
HR: 0	HBP: 0	CS: 1	

Batter	1	2	3	4	5	6	7	8	9	AB	R	H	RBI	BB	SO	LOB
Tim Raines, S (1, 7) OBP: 0.354, SLG: 0.446	C B B X 2-1 ① 4-3	X 0-0 HR			C B C B S 2-3 ① K2-3		B C B B X 3-1 ③ F9			4	1	1	1	0	1	1
Herm Winningham, L (1, 8) OBP: 0.529, SLG: 0.429	B S B F F B B 4-2 1B 1B BB	S B B X 2-1 ③ 6-3			S B B F B B 4-2 G6-4-3 BB			C S F B F X 1-2 ① 4-3		2	1	0	0	2	0	0
Hubie Brooks, R (1, 9) OBP: 0.278, SLG: 0.481	1 SAFE C 1 SAFE B 1 SAFE F P 1 SAFE X 2-2 FC4-6 1B 1-2 1B	B B X 2-0 1B 1B			C B 1 SAFE X 1-1 ②③ G6-4-3 1-2f			B F O X 1-2 ② F3		4	0	2	0	0	0	1
Tim Wallach, R (1, 5) OBP: 0.262, SLG: 0.362	C 2 SAFE X 0-1 FC4-6 1-2 2-H 1B	1 SAFE S S S X 0-2 ① F4				C C X 0-2 G6-3 1B		F X 0-1 ③ F8		4	0	2	1	0	0	1
Andres Galarraga, R (1, 3) OBP: 0.400, SLG: 0.625	X 0-0 ② FC4-6 BB 1-2f 2-3	X 0-0 G5-4-3 1-2 1B				C F B 1 SAFE S 1-3 ① K			S C B F B H 3-2 G6-3 1B HBP	3	0	1	0	0	1	3
Jeff Reed, L (1, 2) OBP: 0.462, SLG: 0.345	B B B B C B 4-1 FC6-4 1-2 BB	B B X 2-0 ②③ G5-4-3 1-2f				B F C B B F X 3-2 ②③ G6-3 1-2f			B B X 2-0 G6-3 1-2 1B	3	0	1	0	1	0	3
Luis Rivera, R (1, 6) OBP: 0.240, SLG: 0.313	B B F X 2-1 ③ FC6-4 1-2f		F B X 1-1 ① L6				B B F B C C 3-3 ① K		X 0-0 ①② G6-3 1-2f 2-3	4	0	0	0	0	1	5
Tom Foley, L (1, 4) OBP: 0.200, SLG: 0.200		F B X 1-1 ① 4-3	B C X 1-1 ② G1				X 0-0 1B		B B C B X 3-1 ③ F7	4	0	1	0	0	0	1
Bryn Smith, R (1, 1) Mitch Webster, S (7, PH) OBP: 0.411, SLG: 0.435 Randy St. Claire, R (7, 1)		X 0-0 ② 1-6-3	C F C 0-3 ③ K				X 0-0 ② F8			2 1 0	0 0 0	0 0 0	0 0 0	0 0 0	1 0 0	0 1 0
Inning Stats	R: 1 E: 0 K: 0 S: 15 H: 2 LOB: 3 BB: 2 P: 28	R: 1 E: 0 K: 0 S: 6 H: 1 LOB: 0 BB: 0 P: 9	R: 0 E: 0 K: 0 S: 6 H: 2 LOB: 1 BB: 0 P: 10	R: 0 E: 0 K: 1 S: 7 H: 0 LOB: 0 BB: 0 P: 9	R: 0 E: 0 K: 1 S: 7 H: 0 LOB: 0 BB: 1 P: 14	R: 0 E: 0 K: 1 S: 10 H: 1 LOB: 0 BB: 0 P: 14	R: 0 E: 0 K: 1 S: 7 H: 1 LOB: 1 BB: 0 P: 13	R: 0 E: 0 K: 0 S: 10 H: 0 LOB: 0 BB: 0 P: 12	R: 0 E: 0 K: 0 S: 7 H: 1 LOB: 1 BB: 0 P: 15	1B: 7 2B: 0 3B: 0 HR: 1 SF: 0 SAC: 0 DP: 4 HBP: 1						

TOP

Montreal Expos @ Chicago Cubs

Wrigley Field, Chicago, IL

Thu Apr 21 1988, 3:33 AM CDT

Att. 6,625 - Cloudy - 41 F

livebaseballscorecards.com

AB	31
R	2
H	8
RBI	2
BB	3
SO	4
LOB	16

PITCHER		IP	WLS	BF	H	R	ER	SO	BB	IBB	HBP	BLK	WP	HR	S	P	ERA	WHIP
Greg Maddux, R ERA: 1.91	(1, 1)	9.0	W	35	8	2	2	4	3	0	1	0	0	1	75	124	2.00	1.222

PITCHER	IP	WLS	BF	H	R	ER	SO	BB	IBB	HBP	BLK	WP	HR	S	P	ERA	WHIP

Montreal Expos @ Chicago Cubs

Wrigley Field, Chicago, IL

Thu Apr 21 1988, 3:33 AM CDT

Att. 6,625 - Cloudy - 41 F

livebaseballscorecards.com

Batter	1	2	3	4	5	6	7	8	9	AB	R	H	RBI	BB	SO	LOB
Dave Martinez, L (1, 8) OBP: 0.338, SLG: 0.450	5-3		1B		G3		3-1			4	0	1	0	0	0	0
23 Ryne Sandberg, R (1, 4) OBP: 0.262, SLG: 0.417	F9		F3		P9		L9			4	0	0	0	0	0	2
Andre Dawson, R (1, 9) OBP: 0.377, SLG: 0.672	HR		SF9		F2		1B			3	1	2	2	0	0	0
Leon Durham, L (1, 3) OBP: 0.308, SLG: 0.553	4-3		K			4-3	K			4	0	0	0	0	2	2
Rafael Palmeiro, L (1, 7) OBP: 0.375, SLG: 0.490		6-3 SH5-3 1B		L8		S 2B 1B		FC4-6 1B		4	1	3	0	0	0	0
Jody Davis, R (1, 2) OBP: 0.341, SLG: 0.368		SH5-3 1-2		BLK 1B 1B		HR 1-H 2B		L5		3	2	2	1	0	0	1
Vance Law, R (1, 5) OBP: 0.328, SLG: 0.509		6-3 2-3		5-3 1-2		HR 2-H		FC4-6 1-2f		4	1	1	2	0	0	3
Shawon Dunston, R (1, 6) OBP: 0.310, SLG: 0.518		6-3		1B 2-H				IBB		3	0	1	1	1	1	1
Greg Maddux, R (1, 1) OBP: 0.231, SLG: 0.308			1B SF9 1B							4	1	1	0	0	1	3
Inning Stats	R: 1 E: 0 K: 0 S: 9 H: 1 LOB: 0 BB: 0 P: 16	R: 0 E: 0 K: 0 S: 6 H: 1 LOB: 1 BB: 0 P: 10	R: 1 E: 0 K: 1 S: 11 H: 2 LOB: 1 BB: 0 P: 14	R: 1 E: 0 K: 0 S: 8 H: 2 LOB: 1 BB: 0 P: 12	R: 0 E: 0 K: 0 S: 7 H: 0 LOB: 0 BB: 0 P: 10	R: 3 E: 0 K: 2 S: 14 H: 3 LOB: 0 BB: 0 P: 20	R: 0 E: 0 K: 1 S: 9 H: 1 LOB: 1 BB: 0 P: 13	R: 0 E: 1 K: 0 S: 6 H: 1 LOB: 2 BB: 1 P: 10		1B: 8 2B: 1 3B: 0 HR: 2 SF: 1 SAC: 1 DP: 0 HBP: 0						

PITCHER		IP	WLS	BF	H	R	ER	SO	BB	IBB	HBP	BLK	WP	HR	S	P	ERA	WHIP
Bryn Smith, R ERA: 5.21	(1, 1)	6.0	L	27	9	6	6	3	0	0	0	1	0	2	55	82	9.00	1.500
Randy St. Claire, R ERA: 5.4	(7, 1)	2.0		9	2	0	0	1	0	1	0	0	0	0	15	23	0.00	1.000

PITCHER	IP	WLS	BF	H	R	ER	SO	BB	IBB	HBP	BLK	WP	HR	S	P	ERA	WHIP

AB	33
R	6
H	11
RBI	6
BB	1
SO	4
LOB	12

WP: 0 PA: 36
PB: 0
SB: 1
CS: 0

Batter	1	2	3	4	5	6	7	8	9	AB	R	H	RBI	BB	SO	LOB
Tim Raines, S (1, 7) OBP: 0.362, SLG: 0.441	C F B F F S 1-3 ① K		B B B B 4-0 ③ BB			C C B B X 2-2 S S 1B		F F B S 1-3 ② K		3	0	1	0	1	2	0
Herm Winningham, L (1, 8) OBP: 0.476, SLG: 0.389	F C B X 1-2 FC5 S 1B		X 0-0 ③ F8			B 1 SAFE 1 SAFE B X 2-0 ① B1 1-2		B C B S F F B F X 3-2 ③ F6		4	0	1	0	0	0	2
Hubie Brooks, R (1, 9) OBP: 0.276, SLG: 0.466	B 1 SAFE B X 2-0 ② F7 1-2			B X 1-0 S 1B		C B S B S 2-3 ② K			C X 0-1 ① F9	4	0	1	0	0	1	2
Tim Wallach, R (1, 5) OBP: 0.262, SLG: 0.355	X 0-0 ③ FC5 2-3			B S S B F X 2-2 ① 5-3 1-2		C B B S B S 3-3 ③ K2-3 2-3			F B B F F X 2-2 1B 1B	4	0	1	0	0	1	3
Andres Galarraga, R (1, 3) OBP: 0.391, SLG: 0.600		C B C S 1-3 ① K		F X 0-1 ② 1-3			S F F C 0-3 ① K		B F F F X 1-2 1B	4	0	1	0	0	2	1
Jeff Reed, L (1, 2) OBP: 0.452, SLG: 0.344 Graig Nettles, L (9, PH) OBP: 0.333, SLG: 1.333		C B F C 1-3 ② K		B B X 2-0 ③ 6-3			B B C B X 3-1 1B		B S B F C 2-3 ② K	3 1	0 0	1 0	0 0	0 0	1 1	1 2
Luis Rivera, R (1, 6) OBP: 0.231, SLG: 0.300 Tom Foley, L (7, PH) OBP: 0.182, SLG: 0.182 (7, 6)		F B S F S 1-3 ③ K			C F B C 1-3 ① K		B B X 2-0 ② F8		B X 1-0 ③ G3	2 2	0 0	0 0	0 0	0 0	2 0	0 3
Casey Candaele, S (1, 4) OBP: 0.277, SLG: 0.262			B F F C 1-3 ① K		B X 1-0 ② G3		C B X 1-1 ③ 6-3			3	0	0	0	0	1	1
Pascual Perez, R (1, 1) Mitch Webster, S (8, PH) OBP: 0.404, SLG: 0.426 Jeff Parrett, R (8, 1)			X 0-0 ② F9		S L C 0-3 ③ K			F B X 1-1 ① B5		2 1 0	0 0 0	0 0 0	0 0 0	0 0 0	1 0 0	0 0 0
Inning Stats	R: 0 E: 0 K: 1 S: 11 H: 1 LOB: 1 BB: 0 P: 15	R: 0 E: 0 K: 3 S: 10 H: 0 LOB: 0 BB: 0 P: 13	R: 0 E: 0 K: 1 S: 5 H: 0 LOB: 1 BB: 1 P: 10	R: 0 E: 0 K: 0 S: 8 H: 1 LOB: 1 BB: 0 P: 13	R: 0 E: 0 K: 2 S: 7 H: 0 LOB: 0 BB: 0 P: 9	R: 0 E: 0 K: 2 S: 10 H: 1 LOB: 1 BB: 0 P: 19	R: 0 E: 0 K: 1 S: 9 H: 1 LOB: 1 BB: 0 P: 15	R: 0 E: 0 K: 1 S: 11 H: 0 LOB: 0 BB: 0 P: 16	R: 0 E: 0 K: 1 S: 14 H: 2 LOB: 2 BB: 0 P: 20	1B: 6 2B: 0 3B: 0 HR: 0	SF: 0 SAC: 0 DP: 0 HBP: 0					

PITCHER	IP	WLS	BF	H	R	ER	SO	BB	IBB	HBP	BLK	WP	HR	S	P	ERA	WHIP
Kevin Gross, R (1, 1) ERA: 0.87	9.0	W	34	6	0	0	12	1	0	0	0	0	0	85	130	0.00	0.778

PITCHER	IP	WLS	BF	H	R	ER	SO	BB	IBB	HBP	BLK	WP	HR	S	P	ERA	WHIP

TOP

Montreal Expos @ Philadelphia Phillies

Veterans Stadium, Philadelphia, PA

Fri Apr 22 1988, 7:05 PM EDT

Att. 22,113 - Unknown - 58 F

livebaseballscorecards.com

AB	33
R	0
H	6
RBI	0
BB	1
SO	12
LOB	15

WP: 0 PA: 34
PB: 0
SB: 4
CS: 0

BOTTOM

Montreal Expos @ Philadelphia Phillies

Veterans Stadium, Philadelphia, PA

Fri Apr 22 1988, 7:05 PM EDT

Att. 22,113 - Unknown - 58 F

livebaseballscorecards.com

Batter	1	2	3	4	5	6	7	8	9	AB	R	H	RBI	BB	SO	LOB
Milt Thompson, L (1, 8) OBP: 0.403, SLG: 0.352	X 0-0 ① B1-3		F B F S 1-3 ② K		C B X 1-1 BB 1B FC1-2 1B	X 0-0 1-2 1B		C C C 0-3 ③ K		5	0	2	0	0	2	1
Phil Bradley, R (1, 7) OBP: 0.358, SLG: 0.316	B C B B B 4-1 S BB		B X 1-0 S 1B		X 0-0 FC1-2 1-2 BB 1B	C C B F F B X 2-2 ③ 4-3				3	0	2	0	1	0	2
Juan Samuel, R (1, 4) OBP: 0.329, SLG: 0.323	C X 0-1 ② F8		P F F S B B F F X 3-2 ③ 6-3 1-2		B F S S B B F B 4-2 FC1-2 1-2 2-3 BB		S B X 1-1 ① F8			3	0	0	0	1	0	2
Mike Schmidt, R (1, 5) OBP: 0.288, SLG: 0.407	1 SAFE C F B B B F S 3-3 ③ K 1-2			B X 1-0 E6 E FC1-2-5	S S B X 1-2 ① FC1-2 1-2 2-3 3-Hf		C B X 1-1 ② 6-3			4	0	0	0	0	1	4
Von Hayes, L (1, 3) OBP: 0.383, SLG: 0.434		B F B X 2-1 6-3 PB 2B		B F F S 1-3 ① K	B S B C S 2-3 ② K		C F F X 0-2 ③ 6-3			4	1	1	0	0	2	4
Lance Parrish, R (1, 2) OBP: 0.345, SLG: 0.571		C X 0-1 ① 6-3 2-3		1 SAFE C B F X 1-2 E3 FC1-2-5 1-3	X 0-0 ③ F8			X 0-0 HR		4	1	1	1	0	0	5
Greg Gross, L (1, 9) OBP: 0.182, SLG: 0.143		B F B X 2-1 E6 G4-6-3 3-H		C F X 0-2 ② FC1-2-5 1-3 3-H		B C X 1-1 ① F7		C X 0-1 ① 6-3		4	0	0	0	0	0	2
Steve Jeltz, S (1, 6) OBP: 0.340, SLG: 0.325		B C X 1-1 ② ③ G4-6-3 1-2f		I I I 4-0 IBB		C B C X 1-2 ② 4-3		B F X 1-1 ② 4-3		3	0	0	0	1	0	1
Kevin Gross, R (1, 1) OBP: 0.300, SLG: 0.222			B B C F S 2-3 ① K	C B F X 1-2 ③ 1-3		F X 0-1 1B 1B		B B C B B 4-1 BB		3	0	1	0	1	1	3
Inning Stats	R: 0 E: 0 K: 1 S: 8 H: 0 LOB: 1 BB: 1 P: 15	R: 1 E: 1 K: 0 S: 8 H: 1 LOB: 0 BB: 0 P: 13	R: 0 E: 0 K: 2 S: 14 H: 1 LOB: 1 BB: 0 P: 19	R: 0 E: 2 K: 1 S: 13 H: 0 LOB: 3 BB: 1 P: 21	R: 0 E: 0 K: 1 S: 13 H: 2 LOB: 3 BB: 1 P: 21	R: 0 E: 0 K: 0 S: 13 H: 2 LOB: 2 BB: 0 P: 17	R: 0 E: 0 K: 0 S: 8 H: 0 LOB: 0 BB: 0 P: 10	R: 1 E: 0 K: 1 S: 9 H: 1 LOB: 1 BB: 1 P: 14		1B: 5 2B: 1 3B: 0 HR: 1	SF: 0 SAC: 0 DP: 1 HBP: 0		WP: 0 PB: 1 SB: 2 CS: 0	PA: 37		

	AB	33
	R	2
	H	7
	RBI	1
	BB	4
	SO	6
	LOB	24

PITCHER		IP	WLS	BF	H	R	ER	SO	BB	IBB	HBP	BLK	WP	HR	S	P	ERA	WHIP
Pascual Perez, R ERA: 2.17	(1, 1)	7.0	L	32	6	1	1	5	2	1	0	0	0	0	77	116	1.29	1.143
Jeff Parrett, R ERA: 1.86	(8, 1)	1.0		5	1	1	1	1	1	0	0	0	0	1	9	14	9.00	2.000

PITCHER	IP	WLS	BF	H	R	ER	SO	BB	IBB	HBP	BLK	WP	HR	S	P	ERA	WHIP

Montreal Expos @ Philadelphia Phillies

Veterans Stadium, Philadelphia, PA

Sat Apr 23 1988, 7:05 PM EDT
Att. 23,394 - Unknown

livebaseballscorecards.com

Batter	1	2	3	4	5	6	7	8	9	AB	R	H	RBI	BB	SO	LOB
Tim Raines, S (1, 7) OBP: 0.347, SLG: 0.419	X 0-0 F9 ①		C S F F B X 1-2 F7 ①		B C X 1-1 G5-3 ③					3	0	0	0	0	0	0
Mitch Webster, S (1, 8) OBP: 0.417, SLG: 0.440	C C B X 1-2 CS 1B		X 0-0 CS 1B			B B F F X 2-2 L7 ①				3	0	2	0	0	0	0
Hubie Brooks, R (1, 9) OBP: 0.262, SLG: 0.443	B B 1 SAFE B C F X 3-2 L7 ② ③ 1-2		P B C F X 2-2 L8 ② ③ 1-2			C X 0-1 F7 ②				3	0	0	0	0	0	2
Tim Wallach, R (1, 5) OBP: 0.265, SLG: 0.369		X 0-0 2B 2B		C B C B F X 2-2 G4-3 ①		B X 1-0 G6-3 ③				3	1	1	0	0	0	0
Andres Galarraga, R (1, 3) OBP: 0.418, SLG: 0.683		S C X 0-2 SH1 1B 2-H 2B		B F B S B X 3-2 HR			B F X 1-1 FC1-5 1B 1B			3	2	3	2	0	0	0
Mike Fitzgerald, R (1, 2) OBP: 0.435, SLG: 0.368		F X 0-1 SH1 ① 2-3		C B X 1-1 G6-3 ②			B L X 1-1 FC1-5 1-2 1B			2	0	1	0	0	0	0
Luis Rivera, R (1, 6) OBP: 0.236, SLG: 0.302		S B C X 1-2 FC3-6 1B 3-H		X 0-0 L5 ③			L B X 1-1 FC1-5 ① G4-6-3 1-2 2-3f			3	0	1	1	0	0	2
Casey Candaele, S (1, 4) OBP: 0.260, SLG: 0.244		C X 0-1 FC3-6 ② 1-2f			B C S X 1-2 G6-3 ①		X 0-0 G4-6-3 ② ③ 1-2f			3	0	0	0	0	0	3
John Dopson, L (1, 1)		F B C S 1-3 K ③			S X 0-1 G5-3 ②					2	0	0	0	0	1	1
Andy McGaffigan, R (6, 1)										0	0	0	0	0	0	0

Inning Stats	1	2	3	4	5	6	7	8	9	AB	R	H	RBI	BB	SO	LOB
	R: 0 H: 1 E: 0 LOB: 0 K: 0 BB: 0 S: 7 P: 11	R: 2 H: 3 E: 0 LOB: 1 K: 1 BB: 0 S: 14 P: 16	R: 0 H: 1 E: 0 LOB: 0 K: 0 BB: 0 S: 10 P: 12	R: 1 H: 1 E: 0 LOB: 0 K: 0 BB: 0 S: 10 P: 16	R: 0 H: 0 E: 0 LOB: 0 K: 0 BB: 0 S: 7 P: 9	R: 0 H: 0 E: 0 LOB: 0 K: 0 BB: 0 S: 6 P: 9	R: 0 H: 2 E: 0 LOB: 1 K: 0 BB: 0 S: 7 P: 10			1B: 5 SF: 0 2B: 2 SAC: 1 3B: 0 DP: 1 HR: 1 HBP: 0					WP: 0 PA: 26 PB: 0 SB: 0 CS: 2

PITCHER	IP	WLS	BF	H	R	ER	SO	BB	IBB	HBP	BLK	WP	HR	S	P	ERA	WHIP
Bruce Ruffin, L (1, 1) ERA: 4.68	7.0		26	8	3	3	1	0	0	0	0	0	1	61	83	3.86	1.143

PITCHER	IP	WLS	BF	H	R	ER	SO	BB	IBB	HBP	BLK	WP	HR	S	P	ERA	WHIP

AB	25
R	3
H	8
RBI	3
BB	0
SO	1
LOB	8

Batter	1	2	3	4	5	6	7	8	9	AB	R	H	RBI	BB	SO	LOB
Milt Thompson, L (1, 8) OBP: 0.400, SLG: 0.351	S B B F F S 2-3 ① K		B X 1-0 5-3 3B 1B 1-3		C C B F X 1-2 ③ G4-3					3	1	1	0	0	1	0
Phil Bradley, R (1, 7) OBP: 0.343, SLG: 0.300	B C C S 1-3 ② K		C C B X 1-2 ② 5-3 1-2			C X 0-1 ① L9				3	0	0	0	0	1	2
Juan Samuel, R (1, 4) OBP: 0.342, SLG: 0.369	F C X 0-2 ③ F8		S B X 1-1 2-H 3-H 3B			B S F F X 1-2 E S 1B 1B				3	1	2	2	0	0	0
Mike Schmidt, R (1, 5) OBP: 0.304, SLG: 0.400		B B F B B 4-1 FC4-6 BB	F B C B X 2-2 ③ F7			1 SAFE P B 1 F B B 4-1 BB 1B 1-3 BB				1	0	0	0	2	0	1
Von Hayes, L (1, 3) OBP: 0.381, SLG: 0.429		B C X 1-1 ① FC4-6 S 1-2f		B B F B F S 3-3 ① K		F F B 1 SAFE X 1-2 BB 1B 1-2 3-H				3	0	1	1	0	1	1
Lance Parrish, R (1, 2) OBP: 0.361, SLG: 0.560		1 SAFE 1 SAFE F B B S 1-3 ② K 1-2		B B C B B 4-1 G6-4-3 BB		B B S B B 4-1 G4-6-3 BB 1-2 2-3				1	0	0	0	2	1	1
Chris James, R (1, 9) OBP: 0.212, SLG: 0.265		X 0-0 ③ G4-3		X 0-0 ② ③ G6-4-3 1-2f		X 0-0 ② ③ G4-6-3 1-2f				3	0	0	0	0	0	5
Steve Jeltz, S (1, 6) OBP: 0.340, SLG: 0.310			B B B C C B 4-2 1B 3B BB		C X 0-1 ① G5-3		C B S B B S 3-3 ① K			2	1	0	0	1	1	0
Bruce Ruffin, S (1, 1) OBP: 0.222, SLG: 0.222 Keith Miller, S (7, PH)			M M B B M 1-3 ① K		X 0-0 ② G4-3		B F B B S B 4-2 BB			2 0	0 0	0 0	0 0	0 1	1 0	1 0
Inning Stats	R: 0 E: 0 K: 2 S: 10 H: 0 LOB: 0 BB: 0 P: 13	R: 0 E: 0 K: 1 S: 7 H: 0 LOB: 1 BB: 1 P: 13	R: 2 E: 0 K: 1 S: 14 H: 2 LOB: 1 BB: 1 P: 24	R: 0 E: 0 K: 1 S: 5 H: 0 LOB: 0 BB: 1 P: 12	R: 0 E: 0 K: 0 S: 7 H: 0 LOB: 0 BB: 0 P: 8	R: 1 E: 0 K: 0 S: 14 H: 2 LOB: 2 BB: 2 P: 23	R: 0 E: 0 K: 1 S: 5 H: 0 LOB: 1 BB: 1 P: 12			1B: 3 2B: 0 3B: 1 HR: 0	SF: 0 SAC: 0 DP: 2 HBP: 0					

PITCHER		IP	WLS	BF	H	R	ER	SO	BB	IBB	HBP	BLK	WP	HR	S	P	ERA	WHIP
John Dopson, R ERA: 3.6	(1, 1)	5.0		19	2	2	2	5	3	0	0	0	0	0	43	70	3.60	1.000
Andy McGaffigan, R ERA: 3.77	(6, 1)	1.1		8	2	1	1	1	3	0	0	0	0	0	19	35	6.75	3.750

PITCHER	IP	WLS	BF	H	R	ER	SO	BB	IBB	HBP	BLK	WP	HR	S	P	ERA	WHIP

BOTTOM

Montreal Expos @ Philadelphia Phillies

Veterans Stadium, Philadelphia, PA

Sat Apr 23 1988, 7:05 PM EDT

Att. 23,394 - Unknown

livebaseballscorecards.com

AB	21
R	3
H	4
RBI	3
BB	6
SO	6
LOB	11

WP: 0 PA: 27
PB: 0
SB: 2
CS: 0

Batter	1	2	3	4	5	6	7	8	9	AB	R	H	RBI	BB	SO	LOB
Barry Larkin, R (1, 6) OBP: 0.363, SLG: 0.500	C X 0-1 ① F3	B S X 1-1 ② E4 CS 1-2			L X 0-1 1B 1-2 1B		F F F X 0-2 ① 3-1	C X 0-1 ③ FC5 2-3f		3	0	1	0	0	0	1
Dave Concepcion, R (6, 6) OBP: 0.300, SLG: 0.296										2	0	0	0	0	0	2
Chris Sabo, R (1, 5) OBP: 0.329, SLG: 0.563	B B C B S F B 4-2 BB S BB	1 SAFE B 1 SAFE C 1-1 ③ CS 1-2	B X 1-0 ① P3		B F F C 1-3 ① K		S B X 1-1 ② F8		X 0-0 ① F9	4	0	0	0	1	1	2
Eric Davis, R (1, 8) OBP: 0.315, SLG: 0.303	B B S C C 2-3 ② K 1-2		X 0-0 ② 6-3		C C X 0-2 G6-3 1-3 2-H 1B		B B X 2-0 HR		C C S 0-3 ② K	5	1	2	2	0	2	1
Kal Daniels, L (1, 7) OBP: 0.412, SLG: 0.522	B B B C B 4-1 BB BB		B F C B F X 2-2 ③ F8		C 1 SAFE X 0-1 ②③ G6-3 1-2f		B X 1-0 ③ F5		B F B B X 3-1 1B	4	0	1	0	1	0	2
Nick Esasky, R (1, 3) OBP: 0.397, SLG: 0.559	B S F B B B 4-2 1-2 2-3 BB			F B B X 2-1 HR		X 0-0 ① P4		B B B B 4-0 F9 1B SF8 BB	1 SAFE 1 SAFE 1 SAFE 1 SAFE X 0-0 ③ F7	3	2	1	1	2	0	1
John Franco, L (9, 1)										0	0	0	0	0	0	0
Bo Diaz, R (1, 2) OBP: 0.221, SLG: 0.368	C X 0-1 ③ F7			F C X 0-2 ① F7		X 0-0 ② 5-3		C X 0-1 FC5 1B 1-2 1B		4	0	1	0	0	0	3
Paul O'Neill, L (1, 9) OBP: 0.288, SLG: 0.304		C B X 1-1 2B 2B		F B S S 1-3 ② K		X 0-0 1B 1B		B S X 1-1 ① F9 2-3		4	1	2	0	0	1	2
(9, 3)																
Jeff Treadway, L (1, 4) OBP: 0.308, SLG: 0.386		B X 1-0 FC1-5 2-H 2B		B F B B F X 3-2 ③ 4-3		C X 0-1 FC6-4 1-2 1B		B C B B X 3-1 ② SF8 3-H		3	0	2	2	0	0	0
Ron Robinson, R (1, 1) OBP: 0.250, SLG: 0.250		M X 0-1 ① FC1-5 E4 2-3			F B X 1-1 1B 1B	S X 0-1 ③ FC6-4 1-2f		C B B X 2-1 1B 1-2		3	1	1	0	0	0	3
Jose Rijo, R (6, 1)										0	0	0	0	0	0	0
Dave Collins, S (8, PH) OBP: 0.353, SLG: 0.214										1	0	1	0	0	0	0
Frank Williams, R (8, 1)										0	0	0	0	0	0	0
Leo Garcia, L (9, 9) OBP: 0.231, SLG: 0.250										0	0	0	0	0	0	0
Inning Stats	R: 0 E: 0 K: 1 S: 14 H: 0 LOB: 3 BB: 3 P: 28	R: 1 E: 1 K: 0 S: 8 H: 2 LOB: 0 BB: 0 P: 12	R: 0 E: 0 K: 0 S: 6 H: 0 LOB: 0 BB: 0 P: 9	R: 1 E: 0 K: 1 S: 11 H: 1 LOB: 0 BB: 0 P: 17	R: 1 E: 0 K: 1 S: 12 H: 3 LOB: 1 BB: 0 P: 14	R: 0 E: 0 K: 0 S: 7 H: 2 LOB: 2 BB: 0 P: 7	R: 1 E: 0 K: 0 S: 8 H: 1 LOB: 0 BB: 0 P: 12	R: 1 E: 0 K: 0 S: 10 H: 2 LOB: 2 BB: 1 P: 20	R: 0 E: 0 K: 1 S: 7 H: 1 LOB: 1 BB: 0 P: 10	1B: 8 2B: 2 3B: 0 HR: 2 SF: 1 SAC: 0 DP: 1 HBP: 0						

TOP

Cincinnati Reds @ Montreal Expos

Olympic Stadium, Montreal, QB

Tue Apr 26 1988, 7:05 PM EDT

Att. 11,150 - Dome - 70 F

livebaseballscorecards.com

AB	36
R	5
H	12
RBI	5
BB	4
SO	4
LOB	17

PITCHER		IP	WLS	BF	H	R	ER	SO	BB	IBB	HBP	BLK	WP	HR	S	P	ERA	WHIP
Floyd Youmans, R ERA: 5.56	(1, 1)	7.0	L	31	9	4	4	3	3	0	0	0	0	2	66	99	5.14	1.714
Randy St. Claire, R ERA: 6.14	(8, 1)	0.2		5	2	1	1	0	1	0	0	0	0	0	8	18	13.50	4.500
Jeff Parrett, R ERA: 1.64	(8, 1)	1.1		5	1	0	0	1	0	0	0	0	0	0	9	12	0.00	0.750

PITCHER	IP	WLS	BF	H	R	ER	SO	BB	IBB	HBP	BLK	WP	HR	S	P	ERA	WHIP

Cincinnati Reds @ Montreal Expos

Olympic Stadium, Montreal, QB

Tue Apr 26 1988, 7:05 PM EDT

Att. 11,150 - Dome - 70 F

livebaseballscorecards.com

BOTTOM

Batter	1	2	3	4	5	6	7	8	9	AB	R	H	RBI	BB	SO	LOB
Tim Raines, S (1, 7) OBP: 0.341, SLG: 0.394	1-2 6-3 ①		0-0 L3 ①		1-1 4-3 ③		4-2 BB		0-0 F8 ③	4	0	0	0	1	0	1
Mitch Webster, S (1, 8)	0-0 F9 ②		4-1 S BB			2-0 F7 ①	SAFE 3-3 K ③			3	0	0	0	1	1	1
Hubie Brooks, R (1, 9) OBP: 0.257, SLG: 0.406	4-0 1B E BB		1-2 F3 ② 1-2			1-2 1-3 1B 1B		0-0 F5 ①		3	1	1	0	1	0	1
Tim Wallach, R (1, 5) OBP: 0.303, SLG: 0.403	0-1 E 1B 1-2		2-1 F8 ③			1-1 1-3 1B 1-2		2-0 F3 ②		4	0	2	0	0	0	1
Andres Galarraga, R (1, 3) OBP: 0.400, SLG: 0.671	3-2 E6 1-3 2-H			2-3 K ①		0-1 1-3 ② 1-2 2-3		0-2 HR		4	1	1	1	0	1	3
Jeff Reed, L (1, 2) OBP: 0.432, SLG: 0.324 Graig Nettles, L (6, PH) OBP: 0.500, SLG: 1.333 Pascual Perez, R (6, PR) Mike Fitzgerald, R (7, 2) OBP: 0.464, SLG: 0.391	2-1 F8 ③			0-2 4-3 ②		4-0 BB		3-2 F8 ③		2 0 0 1	0 0 0 0	0 0 0 0	0 0 0 0	0 1 0 0	0 0 0 0	2 0 0 0
Tom Foley, L (1, 4) OBP: 0.154, SLG: 0.154 Casey Candaele, S (9, PH) OBP: 0.255, SLG: 0.240		0-1 4-3 ①		3-2 F9 ③		0-0 G3 ③			0-2 F8 ①	3 1	0 0	0 0	0 0	0 0	0 0	3 0
Luis Rivera, R (1, 6) OBP: 0.238, SLG: 0.295		1-3 ②			2-2 L4 ①		0-0 F7 ①		1-0 1B ②	4	0	1	0	0	1	0
Floyd Youmans, R (1, 1) Herm Winningham, L (7, PH) OBP: 0.455, SLG: 0.368 Randy St. Claire, R (8, 1) Jeff Parrett, R (8, 1) Dave Engle, R (9, PH) OBP: 0.333, SLG: 0.375		1-3 ③			2-3 ②		2-3 ②		1-1 1B	2 1 0 0 1	0 0 0 0 0	0 0 0 0 1	0 0 0 0 0	0 0 0 0 0	2 1 0 0 0	0 0 0 0 0
Inning Stats	R: 1 H: 1 E: 1 LOB: 2 K: 0 BB: 1 S: 11 P: 21	R: 0 H: 0 E: 0 LOB: 0 K: 2 BB: 0 S: 10 P: 12	R: 0 H: 0 E: 0 LOB: 1 K: 0 BB: 1 S: 7 P: 14	R: 0 H: 0 E: 0 LOB: 0 K: 1 BB: 0 S: 13 P: 18	R: 0 H: 0 E: 0 LOB: 0 K: 1 BB: 0 S: 12 P: 17	R: 0 H: 2 E: 0 LOB: 3 K: 0 BB: 1 S: 9 P: 17	R: 0 H: 0 E: 0 LOB: 1 K: 2 BB: 0 S: 10 P: 19	R: 1 H: 1 E: 0 LOB: 0 K: 0 BB: 0 S: 12 P: 17	R: 0 H: 2 E: 0 LOB: 1 K: 0 BB: 0 S: 7 P: 9	1B: 5 SF: 0 2B: 0 SAC: 0 3B: 0 DP: 0 HR: 1 HBP: 0						WP: 0 PA: 37 PB: 0 SB: 1 CS: 0	

	AB	33
	R	2
	H	6
	RBI	1
	BB	4
	SO	6
	LOB	12

PITCHER		IP	WLS	BF	H	R	ER	SO	BB	IBB	HBP	BLK	WP	HR	S	P	ERA	WHIP
Ron Robinson, R ERA: 4.09	(1, 1)	5.1	W	22	3	1	0	4	2	0	0	0	0	0	59	92	0.00	0.938
Jose Rijo, R ERA: 3.95	(6, 1)	1.2		7	0	0	0	2	2	0	0	0	0	0	13	26	0.00	1.200
Frank Williams, R ERA: 3.48	(8, 1)	1.0		4	1	1	1	0	0	0	0	0	0	1	12	17	9.00	1.000
John Franco, L ERA:	(9, 1)	1.0	S	4	2	0	0	0	0	0	0	0	0	0	7	9	0.00	2.000

PITCHER	IP	WLS	BF	H	R	ER	SO	BB	IBB	HBP	BLK	WP	HR	S	P	ERA	WHIP

Batter	1	2	3	4	5	6	7	8	9	AB	R	H	RBI	BB	SO	LOB
Barry Larkin, R (1, 6) OBP: 0.347, SLG: 0.477	B F X 1-1 ① 4-3		C B X 1-1 ③ 6-3			C F B X 1-2 ② F7			B X 1-0 ② 5-3	4	0	0	0	0	0	1
Chris Sabo, R (1, 5) OBP: 0.324, SLG: 0.544	C X 0-1 ② F7			F X 0-1 ① 5-3		C F X 0-2 ③ FC5-4 1-2f			C X 0-1 S 1B	4	0	1	0	0	0	1
Eric Davis, R (1, 8) OBP: 0.301, SLG: 0.288	C B C B S 2-3 ③ K			B S B S B S 3-3 ② K			C C B S 1-3 ① K		F S B B F B F X 3-2 ③ P5 1-2	4	0	0	0	0	3	1
Kal Daniels, L (1, 7) OBP: 0.398, SLG: 0.500		C B S B S 2-3 ① K		C C S 0-3 ③ K			B S B C B S 3-3 ② K			3	0	0	0	0	3	0
Nick Esasky, R (1, 3) OBP: 0.380, SLG: 0.532		B S B B S C 2-3 ② K			F B X 1-1 ① P3		B S B B B S S 3-3 ③ K			3	0	0	0	0	2	0
Bo Diaz, R (1, 2) OBP: 0.225, SLG: 0.366		X 0-0 BLK 1B			F B S B S 2-3 ② K			C F X 0-2 ① 2-3		3	0	1	0	0	1	0
Paul O'Neill, L (1, 9) OBP: 0.274, SLG: 0.288		F C B B S 2-3 ③ K 1-2			X 0-0 ③ 4-3			B X 1-0 ② F9		3	0	0	0	0	1	1
Jeff Treadway, L (1, 4) OBP: 0.294, SLG: 0.367			B X 1-0 ① F8			S X 0-1 ① 4-3		S F X 0-2 ③ 4-3		3	0	0	0	0	0	0
Mario Soto, R (1, 1) OBP: 0.250, SLG: 0.100 Dave Collins, S (9, PH) OBP: 0.333, SLG: 0.200			B F X 1-1 ② G3			B B B B 4-0 FC5-4 BB			B X 1-0 ① G3	1 1	0 0	0 0	0 0	1 0	0 0	0 0
Inning Stats	R: 0 E: 0 K: 1 S: 7 H: 0 LOB: 0 BB: 0 P: 10	R: 0 E: 0 K: 3 S: 10 H: 1 LOB: 1 BB: 0 P: 16	R: 0 E: 0 K: 0 S: 5 H: 0 LOB: 0 BB: 0 P: 8	R: 0 E: 0 K: 2 S: 8 H: 0 LOB: 0 BB: 0 P: 11	R: 0 E: 0 K: 1 S: 6 H: 0 LOB: 0 BB: 0 P: 9	R: 0 E: 0 K: 0 S: 8 H: 0 LOB: 1 BB: 1 P: 13	R: 0 E: 0 K: 3 S: 9 H: 0 LOB: 0 BB: 0 P: 16	R: 0 E: 0 K: 0 S: 7 H: 0 LOB: 0 BB: 0 P: 8	R: 0 E: 0 K: 0 S: 9 H: 1 LOB: 1 BB: 0 P: 14	1B: 2 2B: 0 3B: 0 HR: 0	SF: 0 SAC: 0 DP: 0 HBP: 0						

Cincinnati Reds @ Montreal Expos

Olympic Stadium, Montreal, QB

Wed Apr 27 1988, 7:05 PM EDT

Att. 12,197 - Dome - 70 F

TOP

livebaseballscorecards.com

AB	29
R	0
H	2
RBI	0
BB	1
SO	10
LOB	4

PITCHER	IP	WLS	BF	H	R	ER	SO	BB	IBB	HBP	BLK	WP	HR	S	P	ERA	WHIP
Pascual Perez, R (1, 1) ERA: 1.66	9.0	W	30	2	0	0	10	1	0	0	1	0	0	69	105	0.00	0.333

PITCHER	IP	WLS	BF	H	R	ER	SO	BB	IBB	HBP	BLK	WP	HR	S	P	ERA	WHIP

Batter	1	2	3	4	5	6	7	8	9	AB	R	H	RBI	BB	SO	LOB
Tim Raines, S (1, 7) OBP: 0.349, SLG: 0.427	C X 0-1 F8 S 1B		B B C X 2-1 1B 3B	B X 1-0 ③ F8			B F B X 2-1 ③ 3-1			4	1	2	0	0	0	0
Mitch Webster, S (1, 8) OBP: 0.411, SLG: 0.450	1 SAFE C 1 SAFE B 1 SAFE 1 SAFE P B 4-1 B G6-4-3 1-2 BB		B C F F B F B B 4-2 1B BB		X 0-0 L4-3 1B			C B B X 2-1 ① G3		2	0	1	0	2	0	0
Hubie Brooks, R (1, 9) OBP: 0.257, SLG: 0.397	B C F F X 1-2 ① F8 2-3		F B 1 SAFE 1 SAFE S 1 SAFE X 1-2 HBP 1-3 3-H 1B		C 1 SAFE S 1 SAFE X 0-2 ① ② L4-3 1-2			B X 1-0 ② F3		4	0	1	1	0	0	3
Tim Wallach, R (1, 5) OBP: 0.288, SLG: 0.382	P X 1-0 ② ③ G6-4-3 1-2f		1 SAFE X 0-0 ① F3		C B X 1-1 ③ 6-3			B S B S F X 2-2 ③ 5-3		4	0	0	0	0	0	4
Andres Galarraga, R (1, 3) OBP: 0.397, SLG: 0.653		B B B F X 3-1 ① 6-3	B S 1 SAFE F H 2-2 1-2 HBP			B F S C 1-3 ① K				2	0	0	0	0	1	0
Mike Fitzgerald, R (1, 2) OBP: 0.452, SLG: 0.385		B B C C X 2-2 1B 1B	C B S B B S 3-3 ② K			C S B X 1-2 ② F7				3	0	1	0	0	1	3
Tom Foley, L (1, 6) OBP: 0.172, SLG: 0.172	1 SAFE F 1 SAFE X 0-1 S 1-3 1B		C B S F F F X 1-2 ③ F7			S S B F B F S 2-3 ③ K				3	0	1	0	0	1	3
Casey Candaele, S (1, 4) OBP: 0.241, SLG: 0.226		B F F B B B S 3-3 ② K 1-2		C X 0-1 ① 4-3			B F F B B B X 3-2 ① F7			3	0	0	0	0	1	2
Pascual Perez, R (1, 1)		F X 0-1 ③ 6-3		B C B B C C 3-3 ② K			F F X 0-2 ② 6-3			3	0	0	0	0	1	2
Inning Stats	R: 0 E: 0 K: 0 S: 10 H: 1 LOB: 1 BB: 1 P: 14	R: 0 E: 0 K: 1 S: 12 H: 2 LOB: 2 BB: 0 P: 20	R: 1 E: 0 K: 1 S: 22 H: 2 LOB: 3 BB: 1 P: 35	R: 0 E: 0 K: 1 S: 6 H: 0 LOB: 0 BB: 0 P: 10	R: 0 E: 0 K: 0 S: 6 H: 1 LOB: 0 BB: 0 P: 7	R: 0 E: 0 K: 2 S: 11 H: 0 LOB: 0 BB: 0 P: 15	R: 0 E: 0 K: 0 S: 8 H: 0 LOB: 0 BB: 0 P: 13	R: 0 E: 0 K: 0 S: 7 H: 0 LOB: 0 BB: 0 P: 12		1B: 5 2B: 1 3B: 1 HR: 0	SF: 0 SAC: 0 DP: 2 HBP: 1					

PITCHER		IP	WLS	BF	H	R	ER	SO	BB	IBB	HBP	BLK	WP	HR	S	P	ERA	WHIP
Mario Soto, R ERA: 2.94	(1, 1)	8.0	L	31	6	1	1	5	2	0	1	0	0	0	82	126	1.12	1.000

PITCHER	IP	WLS	BF	H	R	ER	SO	BB	IBB	HBP	BLK	WP	HR	S	P	ERA	WHIP

BOTTOM

Cincinnati Reds @ Montreal Expos

Olympic Stadium, Montreal, QB

Wed Apr 27 1988, 7:05 PM EDT
Att. 12,197 - Dome - 70 F

livebaseballscorecards.com

AB	28
R	1
H	6
RBI	1
BB	2
SO	5
LOB	17

Batter	1	2	3	4	5	6	7	8	9	AB	R	H	RBI	BB	SO	LOB
Tim Raines, S (1, 7) OBP: 0.352, SLG: 0.418	B F B F B B 4-2 F8 S BB		B X 1-0 ② F8	X 0-0 ③ L6			F B S X 1-2 ① L7		F C F B F B X 2-2 1B	4	0	1	0	1	0	3
Mitch Webster, S (1, 8) OBP: 0.397, SLG: 0.422	1 SAFE 1 SAFE F 1 SAFE F 1 SAFE 1 SAFE F B 1-3 ① C K		X 0-0 ③ P6		X 0-0 ① F7		B B F F B B 4-2 S BB		X 0-0 ③ 4-3	4	0	0	0	1	1	3
Hubie Brooks, R (1, 9) OBP: 0.256, SLG: 0.390	1 SAFE B P F B X 3-1 ② F8 1-3			C B S F B F X 3-2 2B 1B ②	B B S X 2-1 ② 4-3		P F 1 SAFE S S 1-3 ② K 1-2			4	1	1	0	0	1	2
Tim Wallach, R (1, 5) OBP: 0.274, SLG: 0.363	X 0-0 ③ L1-3			C 1 SAFE X 0-1 ① P6	C B C S 1-3 ③ K		X 0-0 ③ L8			4	0	0	0	0	1	3
Andres Galarraga, R (1, 3) OBP: 0.402, SLG: 0.658		C B X 1-1 G4-6-3 1B		1 SAFE 1 SAFE B 1 SAFE 1 SAFE X 1-0 1-H 3B 2B		X 0-0 E4 3-1 G3 1B		X 0-0 ① 6-3		4	2	2	1	0	0	0
Jeff Reed, L (1, 2) OBP: 0.426, SLG: 0.378 Luis Rivera, R (8, PH) OBP: 0.234, SLG: 0.290 (8, 6)		1 SAFE B 1 SAFE X 1-0 ① ② G4-6-3 1-2f		B F C F X 1-2 2-H 1B 3B		B 1 SAFE C 1 SAFE C 1 SAFE B X 2-2 ① G3 1-2		F F B X 1-2 ② 6-3		3 1	1 0	1 0	1 0	0 0	0 0	2 0
Tom Foley, L (1, 6) OBP: 0.188, SLG: 0.188 Mike Fitzgerald, R (8, PH) OBP: 0.438, SLG: 0.370 (8, 2)		F F B F X 1-2 ③ F7		X 0-0 BB 3-H 1B		X 0-0 ② 3-1 2-3		B X 1-0 ③ L9		3 1	0 0	1 0	1 0	0 0	0 0	1 0
Johnny Paredes, R (1, 4) OBP: 0.500, SLG: 0.333		X 0-0 ① 5-3		1 SAFE B P 1 SAFE B B 4-0 1-2 BB		C X 0-1 3-H 1B			B S B X 2-1 ① F6	3	0	1	1	1	0	0
Dennis Martinez, R (1, 1) OBP: 0.333, SLG: 0.286 Andy McGaffigan, R (6, 1) Tim Burke, R (7, 1) Wallace Johnson, S (9, PH) OBP: 0.400, SLG: 0.250		S B X 1-1 1B		X 0-0 ② P3		X 0-0 ③ 4-3			B X 1-0 ② 3-1	3 0 0 1	0 0 0 0	1 0 0 0	0 0 0 0	0 0 0 0	0 0 0 0	3 0 0 0
Inning Stats	R: 0 H: 0 E: 0 LOB: 1 K: 1 BB: 1 S: 10 P: 17	R: 0 H: 1 E: 0 LOB: 0 K: 0 BB: 0 S: 7 P: 10	R: 0 H: 1 E: 0 LOB: 1 K: 0 BB: 0 S: 5 P: 7	R: 3 H: 4 E: 0 LOB: 2 K: 0 BB: 1 S: 17 P: 25	R: 0 H: 0 E: 0 LOB: 0 K: 1 BB: 0 S: 6 P: 9	R: 1 H: 1 E: 1 LOB: 1 K: 0 BB: 0 S: 8 P: 10	R: 0 H: 0 E: 0 LOB: 1 K: 1 BB: 1 S: 10 P: 15	R: 0 H: 0 E: 0 LOB: 0 K: 0 BB: 0 S: 5 P: 7	R: 0 H: 1 E: 0 LOB: 1 K: 0 BB: 0 S: 9 P: 14	1B: 6 SF: 0 2B: 1 SAC: 0 3B: 1 DP: 1 HR: 0 HBP: 0						

PITCHER		IP	WLS	BF	H	R	ER	SO	BB	IBB	HBP	BLK	WP	HR	S	P	ERA	WHIP
Danny Darwin, R ERA: 3.07	(1, 1)	7.0		31	7	4	3	3	3	0	0	0	0	0	63	93	3.86	1.429
Juan Agosto, L ERA: 2.25	(8, 1)	1.0	W	3	0	0	0	0	0	0	0	0	0	0	5	7	0.00	0.000
Dave Smith, R ERA: 2.08	(9, 1)	1.0	S	4	1	0	0	0	0	0	0	0	0	0	9	14	0.00	1.000

PITCHER	IP	WLS	BF	H	R	ER	SO	BB	IBB	HBP	BLK	WP	HR	S	P	ERA	WHIP

Montreal Expos @ Houston Astros

Astrodome, Houston, TX

Fri Apr 29 1988, 8:05 PM EDT

Att. 34,331 - Dome - 70 F

TOP

livebaseballscorecards.com

AB	35
R	4
H	8
RBI	4
BB	3
SO	3
LOB	17

WP: 0	PA: 38		
PB: 0			
SB: 2			
CS: 0			

Montreal Expos @ Houston Astros

Astrodome, Houston, TX

Fri Apr 29 1988, 8:05 PM EDT

Att. 34,331 - Dome - 70 F

BOTTOM

Batter	1	2	3	4	5	6	7	8	9	AB	R	H	RBI	BB	SO	LOB
Gerald Young, S (1, 8) OBP: 0.300, SLG: 0.286	0-0 1-3	1-3 K			0-0 L5		1 SAFE 1-0 1B PO 1B 1-2			4	0	1	0	0	1	0
Billy Hatcher, R (1, 7) OBP: 0.314, SLG: 0.354	1-2 5-3	0-0 5-3			1-2 5-3		1-0 F8			4	0	0	0	0	0	2
Kevin Bass, S (1, 9) OBP: 0.350, SLG: 0.446	0-0 S HR 1B		0-1 F7			2-3 K	1-0 1-3 2-H 1B			4	1	2	1	0	1	0
Glenn Davis, R (1, 3) OBP: 0.385, SLG: 0.642	1-0 1-H HR		0-0 F6			2-2 WP 1B 1B	1 SAFE 3 SAFE 0-0 PO 3-H	0-1 5-3		4	2	2	2	0	0	0
Alan Ashby, S (1, 2) OBP: 0.361, SLG: 0.429	4-2 1B 1B BB		0-3 K			3-2 1-H 1B		1-1 F7		3	0	1	1	1	1	0
Craig Reynolds, L (1, 5) OBP: 0.267, SLG: 0.154 Dave Smith, R (9, 1)	0-1 1-2 1B 1B			0-1 L5		1-0 P5		1-2 E6 HR		4 0	1 0	1 0	0 0	0 0	0 0	1 0
Rafael Ramirez, R (1, 6) OBP: 0.257, SLG: 0.366	0-0 FC6-4 1-2 2-3 1B			3-3 K		1 SAFE 1 SAFE 0-1 4-3		2-0 1-H HR		4	1	2	2	0	1	1
Jim Pankovits, R (1, 4) OBP: 0.111, SLG: 0.222	1-2 FC6-4 1-2f			0-3 K			3-3 K	0-0 F9		4	0	0	0	0	2	3
Danny Darwin, R (1, 1) OBP: 0.111, SLG: 0.222 Terry Puhl, L (7, PH) OBP: 0.360, SLG: 0.250 Juan Agosto, L (8, 1) Chuck Jackson, R (9, 5) OBP: 0.333, SLG: 0.375		0-1 B1-3			0-3 K		4-2 1B 1B BB			2 0 0 0	0 1 0 0	0 0 0 0	0 0 0 0	0 1 0 0	1 0 0 0	0 0 0 0
Inning Stats	R: 2 E: 0 K: 0 S: 15 H: 4 LOB: 3 BB: 1 P: 22	R: 0 E: 0 K: 1 S: 7 H: 0 LOB: 0 BB: 0 P: 8	R: 0 E: 0 K: 1 S: 6 H: 0 LOB: 0 BB: 0 P: 6	R: 0 E: 0 K: 2 S: 9 H: 0 LOB: 0 BB: 0 P: 12	R: 0 E: 0 K: 1 S: 8 H: 0 LOB: 0 BB: 0 P: 9	R: 1 E: 0 K: 1 S: 13 H: 2 LOB: 1 BB: 0 P: 21	R: 1 E: 0 K: 1 S: 10 H: 2 LOB: 1 BB: 1 P: 20	R: 2 E: 1 K: 0 S: 9 H: 1 LOB: 0 BB: 0 P: 13		1B: 7 2B: 0 3B: 0 HR: 2	SF: 0 SAC: 0 DP: 0 HBP: 0			WP: 1 PB: 0 SB: 1 CS: 0	PA: 36	

livebaseballscorecards.com

	AB	33
	R	6
	H	9
	RBI	6
	BB	2
	SO	7
	LOB	7

PITCHER		IP	WLS	BF	H	R	ER	SO	BB	IBB	HBP	BLK	WP	HR	S	P	ERA	WHIP
Dennis Martinez, R ERA: 2.52	(1, 1)	5.0		20	4	2	2	5	1	0	0	0	0	1	45	57	3.60	1.000
Andy McGaffigan, R ERA: 4.6	(6, 1)	1.1		8	3	2	2	2	1	0	0	0	1	0	21	37	13.50	3.000
Tim Burke, R ERA: 2.45	(7, 1)	1.2	L	7	2	2	0	0	0	0	0	0	0	1	11	17	0.00	1.200

PITCHER	IP	WLS	BF	H	R	ER	SO	BB	IBB	HBP	BLK	WP	HR	S	P	ERA	WHIP

Batter	1	2	3	4	5	6	7	8	9	AB	R	H	RBI	BB	SO	LOB
Tim Raines, S (1, 7) OBP: 0.354, SLG: 0.417	B B X 2-0 1B 1B		B C B F F B X 3-2 ① F8		C B X 1-1 ① L7		B X 1-0 ③ 5-3		B X 1-0 1-2 2-3 1B	5	0	2	0	0	0	1
Mitch Webster, S (1, 8) OBP: 0.386, SLG: 0.406	1 SAFE 1 SAFE S 1 SAFE F X 0-2 1-2 1B		B B X 2-0 ② F9		C F X 0-2 ② F8			C B B X 2-1 ① F8	X 0-0 ③ 5-3	5	0	1	0	0	0	4
Hubie Brooks, R (1, 9) OBP: 0.256, SLG: 0.407	C F F B B F S 2-3 ① K		C B B B X 3-1 ③ G3		F S B F B F B S 3-3 ③ K			B X 1-0 3B		4	0	1	0	0	2	3
Tim Wallach, R (1, 5) OBP: 0.273, SLG: 0.369	C X 0-1 ② F8			X 0-0 ① F7		C B S X 1-2 2B		B B S F B X 3-2 ② 6-3		4	0	1	0	0	0	3
Andres Galarraga, R (1, 3) OBP: 0.384, SLG: 0.625	B F X 1-1 ③ G3			B X 1-0 ② P2		B X 1-0 ① P3		F S B B S 2-3 ③ K		4	0	0	0	0	1	4
Mike Fitzgerald, R (1, 2) OBP: 0.417, SLG: 0.355		S F X 0-2 ① 6-3		X 0-0 BB 1B		B C X 1-1 ② 5-3			X 0-0 ① 5-3	4	0	1	0	0	0	1
Johnny Paredes, R (1, 4) OBP: 0.625, SLG: 0.600		C B B B X 3-1 2B		B S B S F B 1 SAFE F B 4-2 1-2 BB		B F B X 2-1 ③ P3			C B C B B F F F B 4-2 1B 1B BB	2	0	1	0	2	0	1
Luis Rivera, R (1, 6) OBP: 0.224, SLG: 0.277 Wallace Johnson, S (9, PH) OBP: 0.500, SLG: 0.400		F B F X 1-2 ② F8		F F B B S 2-3 ③ K			C B X 1-1 ① 3-1		X 0-0 1-2 1B 1B	3	0	0	0	0	1	3
										1	0	1	0	0	0	0
Bryn Smith, R (1, 1) Dave Engle, R (7, PH) OBP: 0.300, SLG: 0.333 Jeff Parrett, R (7, 1) Graig Nettles, L (9, PH) OBP: 0.400, SLG: 1.000		B X 1-0 ③ 6-3			B B B C C F B 4-2 BB		C B X 1-1 ② 5-3		X 0-0 ② F8	1	0	0	0	1	0	1
										1	0	0	0	0	0	0
										0	0	0	0	0	0	0
										1	0	0	0	0	0	2

Inning Stats																												
	R: 0	H: 2	R: 0	H: 1	R: 0	H: 0	R: 0	H: 1	R: 0	H: 0	R: 0	H: 1	R: 0	H: 0	R: 0	H: 1	R: 0	H: 2	1B: 5	SF: 0	WP: 0	PA: 38
	E: 0	LOB: 2	E: 0	LOB: 1	E: 0	LOB: 0	E: 0	LOB: 2	E: 0	LOB: 1	E: 0	LOB: 1	E: 0	LOB: 0	E: 0	LOB: 1	E: 0	LOB: 3	2B: 2	SAC: 0	PB: 0	
	K: 1	BB: 0	K: 0	BB: 0	K: 0	BB: 0	K: 1	BB: 1	K: 1	BB: 1	K: 0	BB: 0	K: 0	BB: 0	K: 1	BB: 0	K: 0	BB: 1	3B: 1	DP: 0	SB: 0	
	S: 13	P: 18	S: 9	P: 14	S: 7	P: 15	S: 10	P: 17	S: 13	P: 21	S: 8	P: 13	S: 5	P: 8	S: 9	P: 17	S: 10	P: 15	HR: 0	HBP: 0	CS: 0	

PITCHER		IP	WLS	BF	H	R	ER	SO	BB	IBB	HBP	BLK	WP	HR	S	P	ERA	WHIP
Jim Deshaies, L ERA: 1.97	(1, 1)	7.1	W	30	6	0	0	3	2	0	0	0	0	0	68	112	0.00	1.091
Ernie Camacho, R ERA: 6.75	(8, 1)	1.1		7	2	0	0	1	1	0	0	0	0	0	15	25	0.00	2.250
Dave Smith, R ERA: 2.0	(9, 1)	0.1	S	1	0	0	0	0	0	0	0	0	0	0	1	1	0.00	0.000

PITCHER	IP	WLS	BF	H	R	ER	SO	BB	IBB	HBP	BLK	WP	HR	S	P	ERA	WHIP

TOP

Montreal Expos @ Houston Astros

Astrodome, Houston, TX

Sat Apr 30 1988, 8:05 PM EDT

Att. 30,384 - Dome - 70 F

livebaseballscorecards.com

AB	35
R	0
H	8
RBI	0
BB	3
SO	4
LOB	23

Batter	1	2	3	4	5	6	7	8	9	AB	R	H	RBI	BB	SO	LOB
Gerald Young, S (1, 8) OBP: 0.309, SLG: 0.307	B X 1-0 HBP FC3-6 2B		C S X 0-2 1B S 6-3 1B		X 0-0 ③ 5-3			C C B B C 2-3 ① K		4	2	2	0	0	1	0
Billy Hatcher, R (1, 7) OBP: 0.322, SLG: 0.354	B B B B 4-0 FC3-6 HBP BB		1 SAFE B 1 SAFE C B B X 3-1 6-3 S 1-3 CS 1B			B F F B X 2-2 ① 5-3		X 0-0 ② F8		3	0	1	0	1	0	0
Kevin Bass, S (1, 9) OBP: 0.344, SLG: 0.433	X 0-0 ① P5		B S B F F X 2-2 ① 6-3 1-3 3-H			C F F F F B B F F 2-2 X ② 4-3		C S X 0-2 1B		4	0	1	1	0	0	3
Glenn Davis, R (1, 3) OBP: 0.378, SLG: 0.614	H 1-0 FC3-6 1-2 2-3 HBP		B B F F B F S 3-3 ② K2-3			F F B B S 2-3 ③ K		1 SAFE C 1 SAFE 1 SAFE X 0-1 ③ F9		3	0	0	0	0	2	2
Alan Ashby, S (1, 2) OBP: 0.347, SLG: 0.409	F X 0-1 ② FC3-6 1-2f 2-3 3-H		S B B 2-1 ③ CS 3-H	C F F F F B F B X 2-2 ① 4-3			B F B B C X 3-2 ① P2			3	0	0	1	0	0	2
Craig Reynolds, L (1, 5) OBP: 0.278, SLG: 0.188 Chuck Jackson, R (9, 5) OBP: 0.333, SLG: 0.375	C B C X 1-2 ③ 4-3			B F B C X 2-2 ② F7			S X 0-1 S 1B 1B			3 0	1 0	1 0	0 0	0 0	0 0	2 0
Rafael Ramirez, R (1, 6) OBP: 0.247, SLG: 0.351		X 0-0 ① 4-3		B C F B B F S 2-3 ③ K			1 SAFE P 1 SAFE 1 SAFE B 1 SAFE F 1 SAFE 1 SAFE 2-2 F 1 SAFE F X ② P6			3	0	0	0	0	1	1
Jim Pankovits, R (1, 4) OBP: 0.167, SLG: 0.091		C B X 1-1 ② F8			B X 1-0 ① P5		1 SAFE C X 0-1 S 1-H 1B			3	0	1	1	0	0	0
Jim Deshaies, L (1, 1) Ernie Camacho, R (8, 1) Dave Smith, R (9, 1)		F B F B F C 2-3 ③ K			C B S B X 2-2 ② 2-3		C 1 SAFE C B 1 SAFE B B S 3-3 ③ K 1-2			3 0 0	0 0 0	0 0 0	0 0 0	0 0 0	2 0 0	1 0 0
Inning Stats	R: 1 E: 0 K: 0 S: 7 H: 1 LOB: 2 BB: 1 P: 14	R: 0 E: 0 K: 1 S: 7 H: 0 LOB: 0 BB: 0 P: 10	R: 1 E: 0 K: 1 S: 14 H: 2 LOB: 0 BB: 0 P: 24	R: 0 E: 0 K: 1 S: 13 H: 0 LOB: 0 BB: 0 P: 19	R: 0 E: 0 K: 0 S: 5 H: 0 LOB: 0 BB: 0 P: 8	R: 0 E: 0 K: 1 S: 14 H: 0 LOB: 0 BB: 0 P: 20	R: 1 E: 0 K: 1 S: 15 H: 2 LOB: 1 BB: 0 P: 22	R: 0 E: 0 K: 1 S: 9 H: 1 LOB: 1 BB: 0 P: 11		1B: 5 2B: 1 3B: 0 HR: 0 SF: 0 SAC: 0 DP: 0 HBP: 1						

PITCHER	IP	WLS	BF	H	R	ER	SO	BB	IBB	HBP	BLK	WP	HR	S	P	ERA	WHIP
Bryn Smith, R (1, 1) ERA: 4.68	6.0	L	22	3	2	2	4	1	0	1	0	0	0	60	95	3.00	0.667
Jeff Parrett, R (7, 1) ERA: 2.08	2.0		9	3	1	1	2	0	0	0	0	0	0	24	33	4.50	1.500

PITCHER	IP	WLS	BF	H	R	ER	SO	BB	IBB	HBP	BLK	WP	HR	S	P	ERA	WHIP

Montreal Expos @ Houston Astros

Astrodome, Houston, TX

Sat Apr 30 1988, 8:05 PM EDT

Att. 30,384 - Dome - 70 F

BOTTOM

livebaseballscorecards.com

AB	29
R	3
H	6
RBI	3
BB	1
SO	6
LOB	11

WP: 0 PA: 32
PB: 0
SB: 4
CS: 1

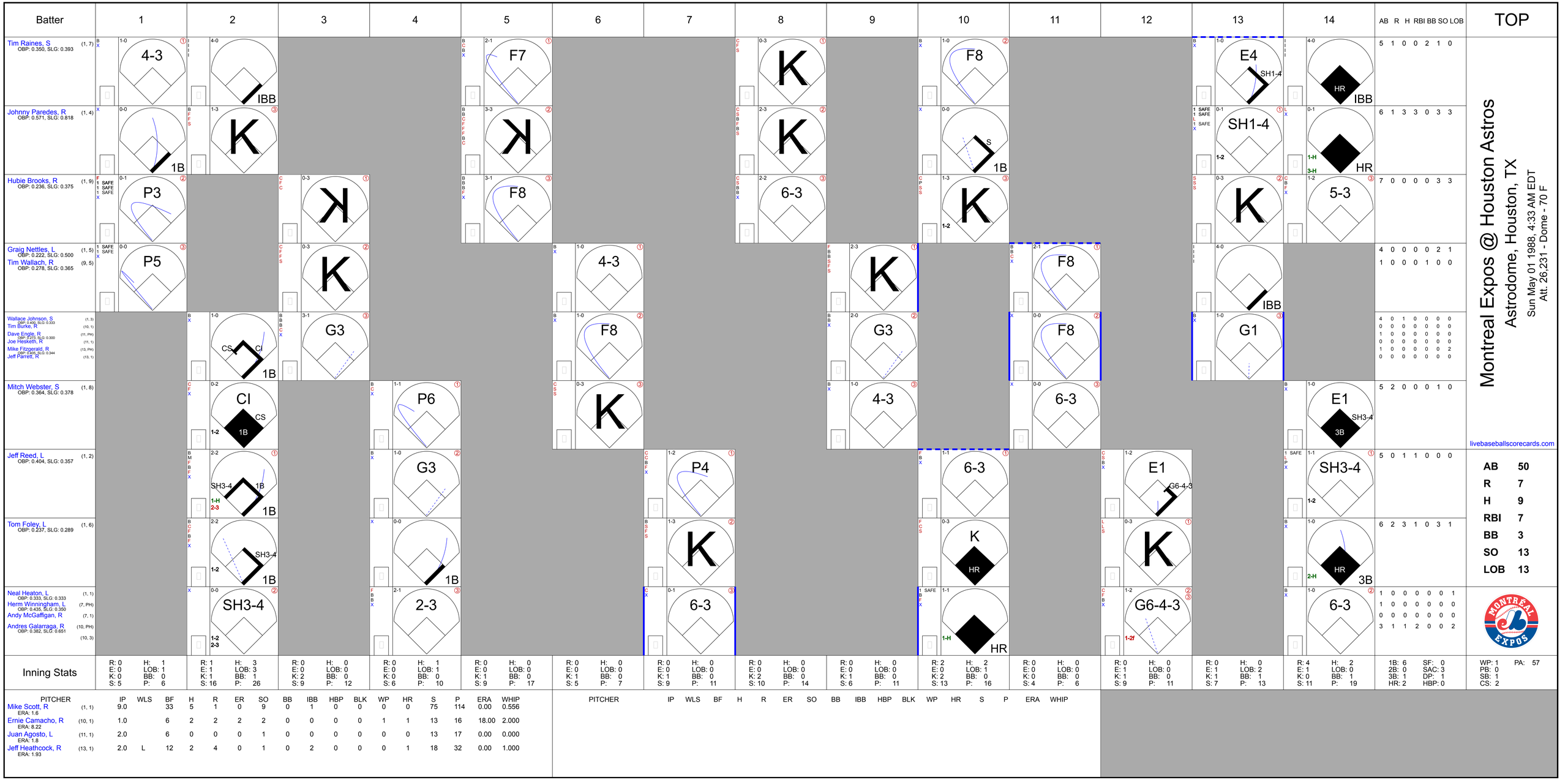
Batter
1
2
3
4
5
6
7
8
9
10
11
12
13
14
AB R H RBI BB SO LOB
TOP
Tim Raines, S (1, 7) OBP: 0.350, SLG: 0.393
4-3
IBB
F7
K
F8
E4
SH1-4
HR
IBB
5 1 0 0 2 1 0
Johnny Paredes, R (1, 4) OBP: 0.571, SLG: 0.818
1B
K
K
K
S
1B
SH1-4
1-H
3-H
HR
6 1 3 3 0 3 3
Hubie Brooks, R (1, 9) OBP: 0.236, SLG: 0.375
P3
K
F8
6-3
K
5-3
7 0 0 0 0 3 3
Graig Nettles, L (1, 5) OBP: 0.222, SLG: 0.500
Tim Wallach, R (9, 5) OBP: 0.278, SLG: 0.365
P5
K
4-3
K
F8
IBB
4 0 0 0 0 2 1
1 0 0 0 1 0 0
Wallace Johnson, S (1, 3) OBP: 0.400, SLG: 0.333
Tim Burke, R (10, 1)
Dave Engle, R (11, PH) OBP: 0.231, SLG: 0.300
Joe Hesketh, R (11, 1)
Mike Fitzgerald, R (13, PH) OBP: 0.605, SLG: 0.344
Jeff Parrett, R (13, 1)
CS
CI
1B
G3
F8
G3
F8
G1
4 0 1 0 0 0 0
0 0 0 0 0 0 0
1 0 0 0 0 0 0
0 0 0 0 0 0 0
1 0 0 0 0 0 2
0 0 0 0 0 0 0
Mitch Webster, S (1, 8) OBP: 0.364, SLG: 0.378
CI
CS
1B
P6
K
4-3
6-3
E1
SH3-4
3B
5 2 0 0 0 1 0
Jeff Reed, L (1, 2) OBP: 0.404, SLG: 0.357
SH3-4
1B
1-H
2-3
1B
G3
P4
6-3
E1
G6-4-3
SH3-4
1-2
5 0 1 1 0 0 0
Tom Foley, L (1, 6) OBP: 0.237, SLG: 0.289
SH3-4
1-2
1B
1B
K
HR
K
HR
2-H
3B
6 2 3 1 0 3 1
Neal Heaton, L (1, 1) OBP: 0.333, SLG: 0.333
Herm Winningham, L (7, PH) OBP: 0.435, SLG: 0.350
Andy McGaffigan, R (7, 1)
Andres Galarraga, R (10, PH) OBP: 0.382, SLG: 0.651
(10, 3)
SH3-4
1-2
2-3
2-3
6-3
HR
G6-4-3
1-2f
6-3
1 0 0 0 0 0 1
1 0 0 0 0 0 0
0 0 0 0 0 0 0
3 1 1 2 0 0 2
Inning Stats
R: 0 H: 1 E: 0 LOB: 1 K: 0 BB: 0 S: 5 P: 6
R: 1 H: 3 E: 1 LOB: 3 K: 1 BB: 1 S: 16 P: 26
R: 0 H: 0 E: 0 LOB: 0 K: 2 BB: 0 S: 9 P: 12
R: 0 H: 1 E: 0 LOB: 0 K: 0 BB: 0 S: 6 P: 10
R: 0 H: 0 E: 0 LOB: 0 K: 1 BB: 1 S: 9 P: 17
R: 0 H: 0 E: 0 LOB: 0 K: 1 BB: 0 S: 5 P: 7
R: 0 H: 0 E: 0 LOB: 0 K: 1 BB: 0 S: 9 P: 11
R: 0 H: 0 E: 0 LOB: 0 K: 2 BB: 0 S: 10 P: 14
R: 0 H: 0 E: 0 LOB: 0 K: 1 BB: 0 S: 6 P: 11
R: 2 H: 2 E: 0 LOB: 1 K: 2 BB: 0 S: 13 P: 16
R: 0 H: 0 E: 0 LOB: 0 K: 0 BB: 0 S: 4 P: 6
R: 0 H: 0 E: 1 LOB: 0 K: 1 BB: 0 S: 9 P: 11
R: 0 H: 0 E: 1 LOB: 2 K: 1 BB: 1 S: 7 P: 13
R: 4 H: 2 E: 1 LOB: 0 K: 0 BB: 1 S: 11 P: 19
1B: 6 SF: 0 2B: 0 SAC: 3 3B: 1 DP: 1 HR: 2 HBP: 0
WP: 1 PA: 57 PB: 0 SB: 1 CS: 2
PITCHER IP WLS BF H R ER SO BB IBB HBP BLK WP HR S P ERA WHIP
Mike Scott, R (1, 1) ERA: 1.6 9.0 33 5 1 0 9 0 1 0 0 0 0 75 114 0.00 0.556
Ernie Camacho, R (10, 1) ERA: 8.22 1.0 6 2 2 2 2 0 0 0 0 1 1 13 16 18.00 2.000
Juan Agosto, L (11, 1) ERA: 1.8 2.0 6 0 0 0 1 0 0 0 0 0 0 13 17 0.00 0.000
Jeff Heathcock, R (13, 1) ERA: 1.93 2.0 L 12 2 4 0 1 0 2 0 0 0 1 18 32 0.00 1.000
PITCHER IP WLS BF H R ER SO BB IBB HBP BLK WP HR S P ERA WHIP
Montreal Expos @ Houston Astros
Astrodome, Houston, TX
Sun May 01 1988, 4:33 AM EDT
Att. 26,231 - Dome - 70 F
livebaseballscorecards.com
AB 50
R 7
H 9
RBI 7
BB 3
SO 13
LOB 13

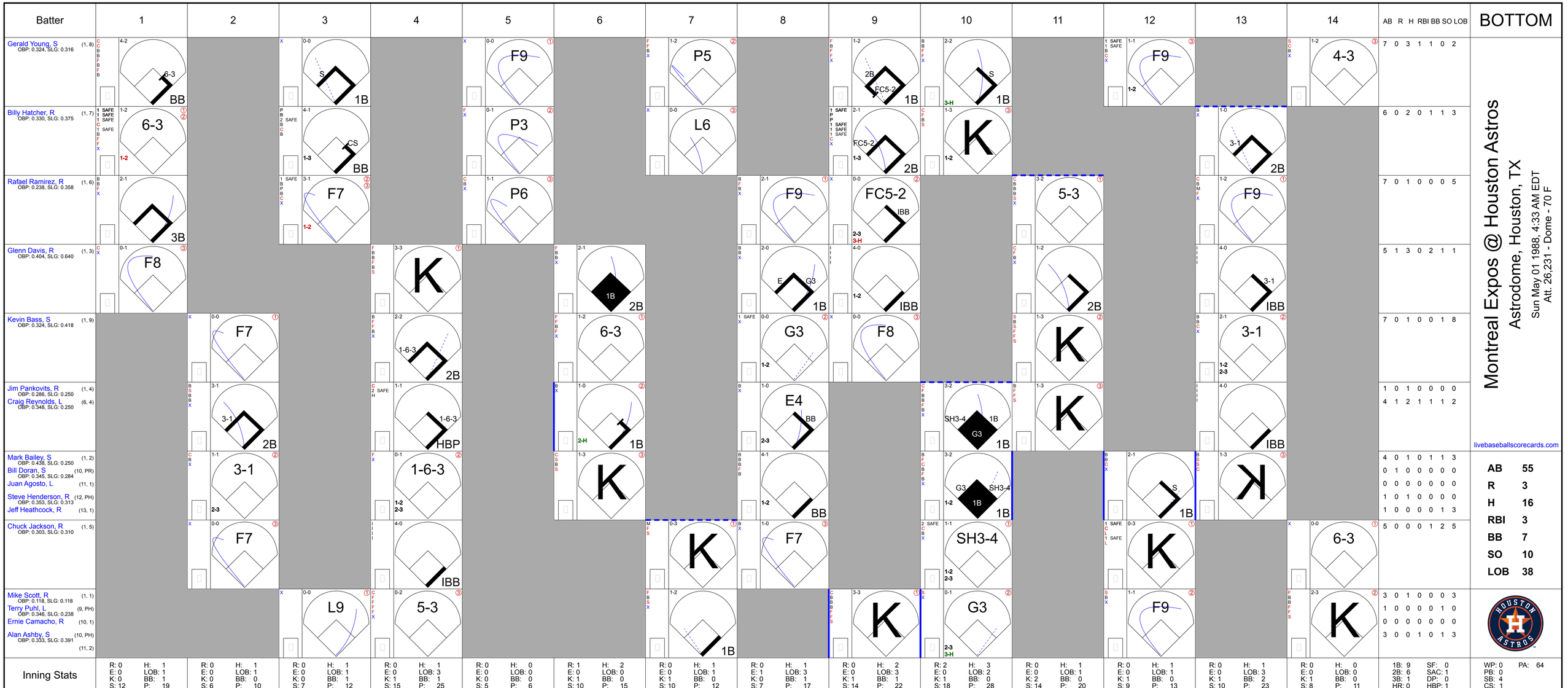
Batter
1
2
3
4
5
6
7
8
9
10
11
12
13
14
AB R H RBI BB SO LOB
BOTTOM
Gerald Young, S (1, 8) OBP: 0.324, SLG: 0.316
Billy Hatcher, R (1, 7) OBP: 0.330, SLG: 0.375
Rafael Ramirez, R (1, 6) OBP: 0.238, SLG: 0.358
Glenn Davis, R (1, 3) OBP: 0.404, SLG: 0.640
Kevin Bass, S (1, 9) OBP: 0.324, SLG: 0.418
Jim Pankovits, R (1, 4) OBP: 0.286, SLG: 0.250
Craig Reynolds, L (6, 4) OBP: 0.348, SLG: 0.250
Mark Bailey, S (1, 2) OBP: 0.438, SLG: 0.250
Bill Doran, S (10, PR) OBP: 0.345, SLG: 0.284
Juan Agosto, L (11, 1)
Steve Henderson, R (12, PH) OBP: 0.353, SLG: 0.313
Jeff Heathcock, R (13, 1)
Chuck Jackson, R (1, 5) OBP: 0.303, SLG: 0.310
Mike Scott, R (1, 1) OBP: 0.118, SLG: 0.118
Terry Puhl, L (9, PH) OBP: 0.346, SLG: 0.238
Ernie Camacho, R (10, 1)
Alan Ashby, S (10, PH) OBP: 0.333, SLG: 0.391
(11, 2)
7 0 3 1 1 0 2
6 0 2 0 1 1 3
7 0 1 0 0 0 5
5 1 3 0 2 1 1
7 0 1 0 0 1 8
1 0 1 0 0 0 0
4 1 2 1 1 1 2
4 0 1 0 1 1 3
0 1 0 0 0 0 0
0 0 0 0 0 0 0
1 0 1 0 0 0 0
1 0 0 0 0 1 3
5 0 0 0 1 2 5
3 0 1 0 0 0 3
1 0 0 0 0 1 0
0 0 0 0 0 0 0
3 0 0 1 0 1 3
Montreal Expos @ Houston Astros
Astrodome, Houston, TX
Sun May 01 1988, 4:33 AM EDT
Att. 26,231 - Dome - 70 F
livebaseballscorecards.com
AB 55
R 3
H 16
RBI 3
BB 7
SO 10
LOB 38
Inning Stats
1: R: 0 E: 0 K: 0 S: 12 H: 1 LOB: 1 BB: 1 P: 19
2: R: 0 E: 0 K: 0 S: 6 H: 1 LOB: 1 BB: 0 P: 10
3: R: 0 E: 0 K: 0 S: 7 H: 1 LOB: 1 BB: 1 P: 12
4: R: 0 E: 0 K: 1 S: 15 H: 1 LOB: 3 BB: 1 P: 25
5: R: 0 E: 0 K: 0 S: 5 H: 0 LOB: 0 BB: 0 P: 6
6: R: 1 E: 0 K: 1 S: 10 H: 2 LOB: 0 BB: 0 P: 15
7: R: 0 E: 0 K: 1 S: 10 H: 1 LOB: 1 BB: 0 P: 12
8: R: 0 E: 1 K: 0 S: 7 H: 1 LOB: 3 BB: 1 P: 17
9: R: 0 E: 0 K: 1 S: 14 H: 2 LOB: 3 BB: 1 P: 22
10: R: 2 E: 0 K: 1 S: 18 H: 3 LOB: 2 BB: 0 P: 28
11: R: 0 E: 0 K: 2 S: 14 H: 1 LOB: 1 BB: 0 P: 20
12: R: 0 E: 0 K: 1 S: 9 H: 1 LOB: 1 BB: 0 P: 13
13: R: 0 E: 0 K: 1 S: 10 H: 1 LOB: 3 BB: 2 P: 23
14: R: 0 E: 0 K: 1 S: 8 H: 0 LOB: 0 BB: 0 P: 11
1B: 9 2B: 6 3B: 1 HR: 0
SF: 0 SAC: 1 DP: 0 HBP: 1
WP: 0 PB: 0 SB: 4 CS: 1
PA: 64
PITCHER IP WLS BF H R ER SO BB IBB HBP BLK WP HR S P ERA WHIP
Neal Heaton, L (1, 1) ERA: 6.97 6.0 25 6 1 1 2 2 1 1 0 0 0 55 87 1.50 1.333
Andy McGaffigan, R (7, 1) ERA: 3.86 3.0 16 4 0 0 2 1 1 0 0 0 0 31 51 0.00 1.667
Tim Burke, R (10, 1) ERA: 3.75 1.0 6 3 2 2 1 0 0 0 0 0 0 18 28 18.00 3.000
Joe Hesketh, L (11, 1) ERA: 2.0 8 2 0 0 3 0 0 0 0 0 0 0 23 33 0.00 1.000
Jeff Parrett, R (13, 1) ERA: 1.8 2.0 W 9 1 0 0 2 0 2 0 0 0 0 18 34 0.00 0.500
PITCHER IP WLS BF H R ER SO BB IBB HBP BLK WP HR S P ERA WHIP

Batter	1	2	3	4	5	6	7	8	9	AB	R	H	RBI	BB	SO	LOB
Tim Raines, S (1, 7) OBP: 0.346, SLG: 0.419	L9			6-3			F7		HR	4	1	1	2	0	0	0
Johnny Paredes, R (1, 4) OBP: 0.444, SLG: 0.600	6-3			F3			B3-1		G4-3	4	0	0	0	0	0	0
Hubie Brooks, R (1, 9) OBP: 0.228, SLG: 0.363	K			F7			L3			3	0	0	0	0	1	0
Tim Wallach, R (1, 5) OBP: 0.269, SLG: 0.352		G4-3			L6			1-3		3	0	0	0	0	0	0
Andres Galarraga, R (1, 3) OBP: 0.370, SLG: 0.628		6-3			K			L7		3	0	0	0	0	1	0
Mitch Webster, S (1, 8) OBP: 0.352, SLG: 0.364		4-3			L9			4-3		3	0	0	0	0	0	0
Mike Fitzgerald, R (1, 2) OBP: 0.375, SLG: 0.314			G5-3			F7			6-3	3	0	0	0	0	0	0
Tom Foley, L (1, 6) OBP: 0.220, SLG: 0.268			F7			F8			F8	3	0	0	0	0	0	0
Pascual Perez, R (1, 1)			B1-3			K			HR 1B	2	0	0	0	0	1	0
Wallace Johnson, S (9, PH) OBP: 0.455, SLG: 0.400										1	1	1	0	0	0	0
Inning Stats	R: 0 E: 0 K: 1 S: 5 H: 0 LOB: 0 BB: 0 P: 10	R: 0 E: 0 K: 0 S: 9 H: 0 LOB: 0 BB: 0 P: 12	R: 0 E: 0 K: 0 S: 5 H: 0 LOB: 0 BB: 0 P: 7	R: 0 E: 0 K: 0 S: 6 H: 0 LOB: 0 BB: 0 P: 8	R: 0 E: 0 K: 1 S: 7 H: 0 LOB: 0 BB: 0 P: 11	R: 0 E: 0 K: 1 S: 7 H: 0 LOB: 0 BB: 0 P: 11	R: 0 E: 0 K: 0 S: 7 H: 0 LOB: 0 BB: 0 P: 10	R: 0 E: 0 K: 0 S: 7 H: 0 LOB: 0 BB: 0 P: 12	R: 2 E: 0 K: 0 S: 17 H: 2 LOB: 0 BB: 0 P: 26	1B: 1 2B: 0 3B: 0 HR: 1 SF: 0 SAC: 0 DP: 0 HBP: 0							

TOP

Montreal Expos @ Cincinnati Reds

Riverfront Stadium, Cincinnati, OH

Mon May 02 1988, 7:05 PM EDT

Att. 15,107 - Unknown

livebaseballscorecards.com

AB	29
R	2
H	2
RBI	2
BB	0
SO	3
LOB	0

WP: 0 PB: 0 SB: 0 CS: 0 PA: 29

PITCHER	IP	WLS	BF	H	R	ER	SO	BB	IBB	HBP	BLK	WP	HR	S	P	ERA	WHIP
Ron Robinson, R (1, 1) ERA: 3.52	8.2	W	28	2	2	2	3	0	0	0	0	0	1	67	103	2.08	0.231
John Franco, L (9, 1) ERA:	0.1	S	1	0	0	0	0	0	0	0	0	0	0	3	4	0.00	0.000

PITCHER	IP	WLS	BF	H	R	ER	SO	BB	IBB	HBP	BLK	WP	HR	S	P	ERA	WHIP

Batter	1	2	3	4	5	6	7	8	9	AB	R	H	RBI	BB	SO	LOB
Barry Larkin, R (1, 6) OBP: 0.336, SLG: 0.448	C F X 0-2 L5-3 1B		C B X 1-1 ② 5-3		B S F B X 2-2 ③ F7			C B F X 1-2 ② G4-3		4	0	1	0	0	0	0
Chris Sabo, R (1, 5) OBP: 0.300, SLG: 0.536	B B F 1 SAFE X 2-1 ① ② L5-3 1-2		F F F B B B S 3-3 ③ K			B X 1-0 HR		X 0-0 ③ 6-3		4	1	1	1	0	1	1
Kal Daniels, L (1, 7) OBP: 0.402, SLG: 0.513	B X 1-0 HR			B F B B B 4-1 S 1B BB		B B B B 4-0 G5-4-3 BB				1	2	1	1	2	0	0
Eric Davis, R (1, 8) OBP: 0.306, SLG: 0.264	C B B X 2-1 ③ 1-3			C B X 1-1 S 1-H 1B		1 SAFE B 1 SAFE X 1-0 ① ② G5-4-3 1-2f				3	0	1	1	0	0	1
Nick Esasky, R (1, 3) OBP: 0.365, SLG: 0.479		F X 0-1 ① G4-3		P B B F B 4-1 G6-4-3 1-2 BB		C B F X 1-2 ③ F9				2	0	0	0	1	0	0
Paul O'Neill, L (1, 9) OBP: 0.274, SLG: 0.286		C B B F T S 2-3 ② K		X 0-0 ① F7			F C B B S 2-3 ① K			3	0	0	0	0	2	2
Bo Diaz, R (1, 2) OBP: 0.238, SLG: 0.405	C X 0-1 WP BLK 1B			C X 0-1 ② ③ G6-4-3 1-2f			F F F X 0-2 ② 5-3			3	0	1	0	0	0	2
Jeff Treadway, L (1, 4) OBP: 0.297, SLG: 0.364	B B X 2-0 ③ G5-3 1-3				F X 0-1 ① G6-3		C B X 1-1 ③ L3			3	0	0	0	0	0	1
Ron Robinson, R (1, 1) OBP: 0.182, SLG: 0.182 John Franco, L (9, 1)		C X 0-1 ① 6-3			X 0-0 ② G6-3			L C B S 1-3 ① K		3 0	0 0	0 0	0 0	1 0	0 0	0 0
Inning Stats	R: 1 H: 2 E: 0 LOB: 0 K: 0 BB: 0 S: 8 P: 13	R: 0 H: 1 E: 0 LOB: 1 K: 1 BB: 0 S: 9 P: 13	R: 0 H: 0 E: 0 LOB: 0 K: 1 BB: 0 S: 8 P: 12	R: 1 H: 1 E: 0 LOB: 1 K: 0 BB: 2 S: 8 P: 16	R: 0 H: 0 E: 0 LOB: 0 K: 0 BB: 0 S: 6 P: 8	R: 1 H: 1 E: 0 LOB: 0 K: 0 BB: 1 S: 5 P: 12	R: 0 H: 0 E: 0 LOB: 0 K: 1 BB: 0 S: 9 P: 12	R: 0 H: 0 E: 0 LOB: 0 K: 1 BB: 0 S: 7 P: 9		1B: 3 SF: 0 2B: 1 SAC: 0 3B: 0 DP: 3 HR: 2 HBP: 0						

PITCHER	IP	WLS	BF	H	R	ER	SO	BB	IBB	HBP	BLK	WP	HR	S	P	ERA	WHIP
Pascual Perez, R (1, 1) ERA: 1.96	8.0	L	29	5	3	3	4	3	0	0	1	1	2	60	95	3.38	1.000

PITCHER	IP	WLS	BF	H	R	ER	SO	BB	IBB	HBP	BLK	WP	HR	S	P	ERA	WHIP

BOTTOM

Montreal Expos @ Cincinnati Reds

Riverfront Stadium, Cincinnati, OH

Mon May 02 1988, 7:05 PM EDT

Att. 15,107 - Unknown

livebaseballscorecards.com

AB	26
R	3
H	5
RBI	3
BB	3
SO	4
LOB	7

Batter	1	2	3	4	5	6	7	8	9	AB	R	H	RBI	BB	SO	LOB
Dion James, L (1, 8) (7, 7) OBP: 0.351, SLG: 0.277	B F B B B 4-1 E S 1B BB		X 0-0 ① F7	B B X 2-0 ③ 6-3		C B F X 1-2 ② 2-3 1B		P B P B 4-0 S BB		3	1	1	0	2	0	1
Andres Thomas, R (1, 6) OBP: 0.244, SLG: 0.321	B 1 SAFE 1 SAFE B C 2 SAFE C F F 3-2 B X WP BB 1-H 1B		F X 0-1 ② F9		S C X 0-2 2B	C X 0-1 ③ F7		1 SAFE C B S B X 2-2 6-3 1-2 3-H		5	0	2	1	0	0	2
Dale Murphy, R (1, 9) OBP: 0.340, SLG: 0.410	F B B B S 1 SAFE F B 4-2 WP 1-2 BB		B X 1-0 HR		B S X 1-1 ① F7		F B C B B B 4-2 6-3 BB	B C S C 1-3 ③		3	1	1	1	2	1	2
Ken Griffey, L (1, 7) OBP: 0.178, SLG: 0.190 Albert Hall, S (7, 8) OBP: 0.429, SLG: 0.377	C C X 0-2 ① F7		S C B F B X 2-2 ③ F9		F C C 0-3 ② K		F 1 SAFE 1 SAFE X 0-1 ① 6-3 1-2		X 0-0 S 1B	4 1	0 0	0 1	0 0	0 0	1 0	4 0
Gerald Perry, L (1, 3) OBP: 0.274, SLG: 0.276	C F X 0-2 ② F8			B B C X 2-1 ① 4-3	F S B B B F F X 3-2 ③ F9		B C B B F B 4-2 BB		X 0-0 ① F7	4	0	0	0	1	0	4
Ozzie Virgil, R (1, 2) OBP: 0.250, SLG: 0.393	C C B S 1-3 ③ K 1-2 2-3			X 0-0 E6 2B 2B		B X 1-0 HR	X 0-0 ② F7	P S F F S 1-3 ② K 1-2		5	2	1	1	0	2	5
Ken Oberkfell, L (1, 5) OBP: 0.329, SLG: 0.313		B X 1-0 ① 4-3	C B C B F X 2-2 ② F2			B B C F X 2-2 BLK SF8 2B	B X 1-0 ③ L6		I I I I 4-0 IBB	4	1	1	0	1	0	3
Ron Gant, R (1, 4) OBP: 0.227, SLG: 0.390		F C S 0-3 ② K	X 0-0 2B 1-3 2B			B B C C B F F X 3-2 ① SF8 2-H		C B S X 1-2 E 3B	X 0-0 ③ F2	4	2	2	1	0	1	2
Kevin Coffman, R (1, 1) OBP: 0.400, SLG: 0.800 Charlie Puleo, R (6, 1) Paul Assenmacher, L (7, 1) OBP: 1.000, SLG: 2.000 Ted Simmons, S (8, PH) OBP: 0.300, SLG: 0.444 Bruce Sutter, R (8, 1)		F F B X 1-2 ③ F7	X 0-0 2-H 3-H 2B			B S X 1-1 1B 2B		X 0-0 ① 4-3		3 0 0 1 0	0 0 0 0 0	2 0 0 0 0	2 0 0 0 0	0 0 0 0 0	0 0 0 0 0	0 0 0 1 0
Inning Stats	R: 1 H: 1 E: 1 LOB: 2 K: 1 BB: 2 S: 18 P: 30	R: 0 H: 0 E: 0 LOB: 0 K: 1 BB: 0 S: 7 P: 9	R: 1 H: 1 E: 0 LOB: 0 K: 0 BB: 0 S: 8 P: 11	R: 2 H: 2 E: 1 LOB: 1 K: 0 BB: 0 S: 10 P: 16	R: 0 H: 1 E: 0 LOB: 1 K: 1 BB: 0 S: 13 P: 17	R: 2 H: 4 E: 0 LOB: 1 K: 0 BB: 0 S: 16 P: 24	R: 0 H: 0 E: 0 LOB: 2 K: 0 BB: 2 S: 8 P: 17	R: 1 H: 1 E: 0 LOB: 1 K: 1 BB: 1 S: 12 P: 18	R: 0 H: 1 E: 0 LOB: 2 K: 1 BB: 1 S: 8 P: 12	1B: 3 SF: 1 2B: 5 SAC: 0 3B: 1 DP: 0 HR: 2 HBP: 0						WP: 1 PA: 44 PB: 0 SB: 3 CS: 0	

PITCHER		IP	WLS	BF	H	R	ER	SO	BB	IBB	HBP	BLK	WP	HR	S	P	ERA	WHIP
Dennis Martinez, R ERA: 2.68	(1, 1)	4.1	L	21	5	4	2	2	2	0	0	0	1	1	48	72	4.15	1.615
Bob McClure, L ERA: 10.13	(5, 1)	1.2		8	4	2	2	1	0	0	0	1	0	1	24	35	10.80	2.400
Jeff Parrett, R ERA: 1.5	(7, 1)	1.0		5	0	0	0	0	2	0	0	0	0	0	8	17	0.00	2.000
Tim Burke, R ERA: 3.0	(8, 1)	2.0		10	2	1	0	2	1	1	0	0	0	0	20	30	0.00	1.500

PITCHER	IP	WLS	BF	H	R	ER	SO	BB	IBB	HBP	BLK	WP	HR	S	P	ERA	WHIP

TOP

Atlanta Braves @ Montreal Expos

Olympic Stadium, Montreal, QB

Wed May 04 1988, 7:05 PM EDT

Att. 10,762 - Dome - 75 F

livebaseballscorecards.com

AB	37
R	7
H	11
RBI	6
BB	6
SO	5
LOB	24

Batter	1	2	3	4	5	6	7	8	9	AB	R	H	RBI	BB	SO	LOB
Tim Raines, S (1, 7) OBP: 0.356, SLG: 0.431	B X 1-0 ① 4-3		B C B B B 4-1 G3 S BB		C B B C F X 2-2 WP 3B	B B B B 4-0 BB BB		F B X 1-1 ① 4-3		3	1	1	0	2	0	0
Johnny Paredes, R (1, 4) OBP: 0.379, SLG: 0.417	X 0-0 ② B1-3		B B X 2-0 ① G3 1-3		C B B C S 2-3 ② K 3-H	B B B B 4-0 1-2 2-3 3-H BB		F F B S 1-3 ② K		4	0	0	1	1	2	1
Hubie Brooks, R (1, 9) OBP: 0.252, SLG: 0.373	C X 0-1 ③ 6-3		B S F S 1-3 ② K		F C C 0-3 ③ K	B S C B S 2-3 ③ K		C C F F C 0-3 ③ K		5	0	0	0	0	4	4
Tim Wallach, R (1, 5) OBP: 0.269, SLG: 0.330		B B F B B 4-1 FC1-6 BB	B C S X 1-2 ③ 5-3			B S B B F S 3-3 ① K	B B C X 2-1 ① F9		C F X 0-2 ① F9	4	0	0	0	1	1	1
Andres Galarraga, R (1, 3) OBP: 0.379, SLG: 0.629	C X 0-1 ① FC1-6 S HBP 1-2f			B B B C F X 3-2 FC6-4 1B		C S X 0-2 1B E 2B	C B X 1-1 1B 2B		C F B X 1-2 ② 5-3	5	2	3	0	0	0	1
Mitch Webster, S (1, 8) OBP: 0.350, SLG: 0.345	H 1-0 S 1-2 HBP			B X 1-0 ① FC6-4 4-3 1-2f		F S F B H 2-2 1B E HBP	B X 1-0 WP 2-H 1B		X 0-0 ③ P4	3	1	1	1	0	0	1
Jeff Reed, L (1, 2) OBP: 0.397, SLG: 0.354 Mike Fitzgerald, R (7, PH) OBP: 0.395, SLG: 0.306 (8, 2)	C B B B C S 3-3 ② K 1-2 2-3			X 0-0 ② 4-3 1-2		B B X 2-0 E FC1-5-2 1B 1-2 2-3	1 SAFE B B B B 4-0 S BB 1-3			3 0	0 0	1 0	0 0	0 1	1 0	3 0
Tom Foley, L (1, 6) OBP: 0.239, SLG: 0.250 Bob McClure, R (5, 1) Graig Nettles, L (6, PH) OBP: 0.182, SLG: 0.400 Pascual Perez, R (6, PR) Jeff Parrett, R (7, 1) Dave Engle, R (7, PH) OBP: 0.231, SLG: 0.250 Tim Burke, R (8, 1)	I I I I 4-0 IBB			X 0-0 ③ 6-3		B B X 2-0 E1 FC1-5-2 BB 1-3 2-H 3-H	B C S F T F S 1-3 ② K			1 0 1 0 0 1 0	0 0 0 1 0 0 0	0 0 0 0 0 0 0	0 0 0 0 0 0 0	1 0 0 0 0 1 0	0 0 0 0 0 0 0	1 0 1 0 0 2 0
Dennis Martinez, R (1, 1) OBP: 0.313, SLG: 0.267 Luis Rivera, R (5, 6) OBP: 0.222, SLG: 0.271	S S B B S 2-3 ③ K				B X 1-0 ① F9	B C B X 2-1 ② FC1-5-2 BB 2-3 3-H	B S F B B X 3-2 ③ L1 1-2			1 3	0 0	0 0	0 0	0 0	1 0	3 4
Inning Stats	R: 0 E: 0 K: 0 S: 4 H: 0 LOB: 0 BB: 0 P: 5	R: 0 E: 0 K: 2 S: 9 H: 0 LOB: 3 BB: 2 P: 23	R: 0 E: 0 K: 1 S: 8 H: 0 LOB: 1 BB: 1 P: 16	R: 0 E: 0 K: 0 S: 6 H: 1 LOB: 1 BB: 0 P: 10	R: 1 E: 0 K: 2 S: 11 H: 1 LOB: 0 BB: 0 P: 16	R: 3 E: 1 K: 2 S: 16 H: 2 LOB: 3 BB: 2 P: 37	R: 1 E: 0 K: 1 S: 15 H: 2 LOB: 2 BB: 1 P: 27	R: 0 E: 0 K: 2 S: 10 H: 0 LOB: 0 BB: 0 P: 12	R: 0 E: 0 K: 0 S: 7 H: 0 LOB: 0 BB: 0 P: 8	1B: 3 2B: 2 3B: 1 HR: 0 SF: 0 SAC: 0 DP: 0 HBP: 2						

PITCHER		IP	WLS	BF	H	R	ER	SO	BB	IBB	HBP	BLK	WP	HR	S	P	ERA	WHIP
Kevin Coffman, R ERA: 5.3	(1, 1)	5.2	W	28	4	4	1	6	3	1	2	0	1	0	51	98	1.59	1.235
Charlie Puleo, R ERA: 6.17	(6, 1)	0.2		5	2	1	1	1	1	0	0	0	0	0	8	18	13.50	4.500
Paul Assenmacher, L ERA: 4.97	(7, 1)	0.2		3	0	0	0	1	1	0	0	0	1	0	10	18	0.00	1.500
Bruce Sutter, R ERA: 3.65	(8, 1)	2.0	S	6	0	0	0	2	0	0	0	0	0	0	17	20	0.00	0.000

PITCHER	IP	WLS	BF	H	R	ER	SO	BB	IBB	HBP	BLK	WP	HR	S	P	ERA	WHIP

BOTTOM

Atlanta Braves @ Montreal Expos

Olympic Stadium, Montreal, QB

Wed May 04 1988, 7:05 PM EDT

Att. 10,762 - Dome - 75 F

livebaseballscorecards.com

AB	34
R	5
H	6
RBI	2
BB	6
SO	10
LOB	22

WP: 3 PA: 42
PB: 0
SB: 4
CS: 0

Atlanta Braves @ Montreal Expos

Olympic Stadium, Montreal, QB

Thu May 05 1988, 7:05 PM EDT

Att. 10,686 - Dome

livebaseballscorecards.com

TOP

Batter	1	2	3	4	5	6	7	8	9	AB	R	H	RBI	BB	SO	LOB
Dion James, L (1, 8) OBP: 0.358, SLG: 0.279	B C F F B F B B 4-2 G6-4-3 BB		B B X 2-0 ③ F8			F B B B C X 3-2 ② F7			C X 0-1 BB 5-3 1B	3	0	1	0	1	0	0
Andres Thomas, R (1, 6) OBP: 0.233, SLG: 0.306	B X 1-0 ① ② G6-4-3 1-2f			C X 0-1 ① 5-3		C C F F B S 1-3 ③ K			B B C 1 SAFE B 1 SAFE X 3-1 ① F8	4	0	0	0	0	1	2
Dale Murphy, R (1, 9) OBP: 0.337, SLG: 0.414	X 0-0 ③ F9			X 0-0 1B 2B			B F F X 1-2 ① F4		S S F X 0-2 ② 5-3 1-2	4	1	1	0	0	0	1
Ken Griffey, L (1, 7) OBP: 0.245, SLG: 0.244		X 0-0 FC5-4 1B		S X 0-1 FC5-4 2-H 1B			X 0-0 E 1B CS 1B		B F B B B 4-1 BB BB	3	0	3	1	1	0	0
Gerald Perry, L (1, 3) OBP: 0.284, SLG: 0.278		C C X 0-2 ① FC5-4 4-3 BLK 1-2f		X 0-0 ② FC5-4 CS 1-2f			X 0-0 E9 CS 1-3 1B		S B B B B 4-1 1-2 2-3 BB	3	0	1	0	1	0	2
Ozzie Virgil, R (1, 2) OBP: 0.238, SLG: 0.373 Ted Simmons, S (9, PH) OBP: 0.286, SLG: 0.421	1 SAFE F B C C X 1-2 ② 4-3 1-3		1 SAFE B 1-0 ③ CS 1-2	B B F F S 2-3 ① K			B 1 SAFE B B C C S 3-3 ② ③ K 1-2 3-H		B C X 1-1 ③ 2-3	3 1	0 0	0 0	0 0	0 0	2 0	3 3
Ken Oberkfell, L (1, 5) OBP: 0.316, SLG: 0.299	X 0-0 ③ L5			B B C F X 2-2 ② F7				C C B X 1-2 ① F6		3	0	0	0	0	0	1
Ron Gant, R (1, 4) OBP: 0.213, SLG: 0.364		B C C F F B B S 3-3 ① K		X 0-0 ③ F7				B C B C S 2-3 ② K		3	0	0	0	0	2	0
Rick Mahler, R (1, 1) Albert Hall, S (8, PH) OBP: 0.422, SLG: 0.370 Jim Acker, R (8, 1) OBP: 1.000, SLG: 1.000		X 0-0 ② F9				B S X 1-1 ① F2		X 0-0 ③ 4-3		2 1 0	0 0 0	0 0 0	0 0 0	0 0 0	0 0 0	0 0 0

Inning Stats																																		
	R: 0	E: 0	K: 0	S: 7	H: 0	LOB: 0	BB: 1	P: 12	R: 0	E: 0	K: 0	S: 8	H: 1	LOB: 1	BB: 0	P: 9	R: 0	E: 0	K: 1	S: 7	H: 0	LOB: 0	BB: 0	P: 12	R: 1	E: 0	K: 0	S: 6	H: 2	LOB: 0	BB: 0	P: 7
	R: 0	E: 0	K: 1	S: 7	H: 0	LOB: 0	BB: 0	P: 11	R: 0	E: 0	K: 1	S: 10	H: 0	LOB: 0	BB: 0	P: 15	R: 0	E: 1	K: 1	S: 8	H: 2	LOB: 1	BB: 0	P: 12	R: 0	E: 0	K: 1	S: 7	H: 0	LOB: 0	BB: 0	P: 10
	R: 0	E: 0	K: 0	S: 12	H: 1	LOB: 3	BB: 2	P: 24	1B: 5	2B: 1	3B: 0	HR: 0	SF: 0	SAC: 0	DP: 1	HBP: 0	WP: 0	PB: 0	SB: 0	CS: 3	PA: 34													

PITCHER		IP	WLS	BF	H	R	ER	SO	BB	IBB	HBP	BLK	WP	HR	S	P	ERA	WHIP
Bryn Smith, R ERA: 3.94	(1, 1)	7.0	W	24	5	1	1	4	1	0	0	1	0	0	53	78	1.29	0.857
Andy McGaffigan, R ERA: 3.22	(8, 1)	1.2		8	1	0	0	1	2	0	0	0	0	0	17	31	0.00	1.800
Jeff Parrett, R ERA: 1.47	(9, 1)	0.1	S	1	0	0	0	0	0	0	0	0	0	0	2	3	0.00	0.000

PITCHER	IP	WLS	BF	H	R	ER	SO	BB	IBB	HBP	BLK	WP	HR	S	P	ERA	WHIP

AB	30
R	1
H	6
RBI	1
BB	3
SO	5
LOB	12

Atlanta Braves @ Montreal Expos

Olympic Stadium, Montreal, QB

Thu May 05 1988, 7:05 PM EDT

Att. 10,686 - Dome

livebaseballscorecards.com

BOTTOM

Batter	1	2	3	4	5	6	7	8	9	AB	R	H	RBI	BB	SO	LOB
Tim Raines, S (1, 7) OBP: 0.369, SLG: 0.443	1-1 1B S FC6-4 1B		3-2 L9-3 1B		1-0 ③ 3-1		0-2 1-2 1B			4	1	3	0	0	0	0
Johnny Paredes, R (1, 4) OBP: 0.333, SLG: 0.357	1-3 ① K		1-2 ①② L9-3 1-2			0-0 ① B1-3	0-0 ③ F3			4	0	0	0	0	1	4
Hubie Brooks, R (1, 9) OBP: 0.262, SLG: 0.377	2-2 FC6-4 1-3 1B		1-0 1B			2-3 ② K		1-3 ① K		4	0	2	0	0	2	0
Tim Wallach, R (1, 5) OBP: 0.269, SLG: 0.327	0-2 ② FC6-4 1-2f 3-H		1-0 ③ 5-3			1-0 FC5-4 1B		2-3 ② K		4	0	1	1	0	1	2
Andres Galarraga, R (1, 3) OBP: 0.383, SLG: 0.624	2-3 ③ K			0-0 FC1-5 4-3 1B		1-0 ③ FC5-4 1-2f		2-1 HR 1B		4	1	2	0	0	1	2
Jeff Reed, L (1, 2) OBP: 0.377, SLG: 0.333 Mitch Webster, S (7, PR) OBP: 0.350, SLG: 0.345 Mike Fitzgerald, R (8, 2) OBP: 0.409, SLG: 0.405		1-2 ① 6-3		0-0 ① 4-3 1-2			2-1 E9 4-3 1B	1-0 1-H HR		3 0 1	0 1 1	0 0 1	0 0 2	0 0 0	0 0 0	1 0 0
Herm Winningham, L (1, 8) OBP: 0.464, SLG: 0.375		3-2 1B		3-1 ② FC1-5 CS 2-3			0-1 ① 4-3 2-3	1-0 1B		4	0	2	0	0	0	2
Luis Rivera, R (1, 6) OBP: 0.216, SLG: 0.264 Wallace Johnson, S (7, PH) OBP: 0.417, SLG: 0.364 Tom Foley, L (8, 6) OBP: 0.234, SLG: 0.244		0-3 ② K		1-1 ③ CS 1-2	1-2 ① F9		3-2 ② F3	0-3 ③ K		2 1 1	0 0 0	0 0 0	0 0 0	0 0 0	1 0 1	1 2 1
Bryn Smith, R (1, 1) Graig Nettles, L (7, PH) OBP: 0.250, SLG: 0.455 Pascual Perez, R (7, PR) Andy McGaffigan, R (8, 1) Jeff Parrett, R (9, 1)		0-0 ③ F2			1-3 ② K		3-2 1B 3-H 1B			2 1 0 0 0	0 0 0 0 0	0 1 0 0 0	0 1 0 0 0	0 0 0 0 0	1 0 0 0 0	1 0 0 0 0
Inning Stats	R: 1 E: 0 K: 2 S: 17 H: 2 LOB: 1 BB: 0 P: 23	R: 0 E: 0 K: 1 S: 12 H: 1 LOB: 1 BB: 0 P: 16	R: 0 E: 0 K: 0 S: 9 H: 2 LOB: 1 BB: 0 P: 15	R: 0 E: 0 K: 0 S: 5 H: 1 LOB: 0 BB: 0 P: 9	R: 0 E: 0 K: 1 S: 7 H: 0 LOB: 0 BB: 0 P: 10	R: 0 E: 0 K: 1 S: 6 H: 1 LOB: 1 BB: 0 P: 10	R: 1 E: 1 K: 0 S: 15 H: 2 LOB: 2 BB: 0 P: 23	R: 2 E: 0 K: 3 S: 13 H: 3 LOB: 1 BB: 0 P: 20		1B: 11 2B: 1 3B: 0 HR: 1	SF: 0 SAC: 0 DP: 1 HBP: 0					

	AB	35
	R	4
	H	12
	RBI	4
	BB	0
	SO	8
	LOB	16

PITCHER		IP	WLS	BF	H	R	ER	SO	BB	IBB	HBP	BLK	WP	HR	S	P	ERA	WHIP
Rick Mahler, R ERA: 4.4	(1, 1)	7.0	L	29	9	2	1	5	0	0	0	0	0	0	71	106	1.29	1.286
Jim Acker, R ERA: 8.1	(8, 1)	1.0		6	3	2	2	3	0	0	0	0	0	1	13	20	18.00	3.000

PITCHER	IP	WLS	BF	H	R	ER	SO	BB	IBB	HBP	BLK	WP	HR	S	P	ERA	WHIP

Batter	1	2	3	4	5	6	7	8	9	10	11	AB	R	H	RBI	BB	SO	LOB
Gerald Young, S (1, 8) OBP: 0.314, SLG: 0.288	L7		F9		G6-4-3 1-2f			FC5-4 F8 1B	IBB		G5	5	0	1	0	1	0	3
Billy Hatcher, R (1, 7) OBP: 0.333, SLG: 0.373	P2			2B SF8 1B			BB	F8 1-2 2-3	1-3			4	1	1	0	1	0	4
Bill Doran, S (1, 4) OBP: 0.344, SLG: 0.284	P3			6-3 1-3 2B			F9 1-2	FC5-4 IBB		2-3		4	0	1	0	1	0	1
Glenn Davis, R (1, 3) OBP: 0.368, SLG: 0.556		P5		SF8 3-H		P2		FC5-4 1-2f 2-3 3-H		F7		4	0	0	2	0	0	2
Kevin Bass, S (1, 9) OBP: 0.299, SLG: 0.439 Dave Smith, R (8, 1) Craig Reynolds, L (10, PH) OBP: 0.310, SLG: 0.231 Ernie Camacho, R (10, 1)		HR		6-3 2-3			HR	F7		4-3		4 0 1 0	2 0 0 0	2 0 0 0	2 0 0 0	0 0 0 0	0 0 0 0	3 0 0 0
Rafael Ramirez, R (1, 6) OBP: 0.240, SLG: 0.347		E8 G1-4-3		FC6-4 BB			G5-4-3 BB		5-3		G3	3	0	0	0	2	0	0
Alan Ashby, S (1, 2) OBP: 0.314, SLG: 0.403		G1-4-3 1-2f		FC6-4 1-2f			G5-4-3 1-2f		HR		F8	5	1	1	1	0	0	4
Chuck Jackson, R (1, 5) OBP: 0.273, SLG: 0.275 Denny Walling, L (9, PH) OBP: 0.353, SLG: 0.468 (9, 5)			G3		F9		F9		F7		BB BB	3 1	0 0	0 0	0 0	0 1	0 0	0 0
Mike Scott, R (1, 1) OBP: 0.158, SLG: 0.158 Juan Agosto, L (6, 1) Jim Pankovits, R (8, PH) OBP: 0.391, SLG: 0.400 Terry Puhl, L (8, 9) OBP: 0.379, SLG: 0.261			K		G6-4-3 1B			F8 FC5-4 2B	S 1B		BB 1-2	2 0 1 1	0 0 1 0	1 0 1 1	0 0 0 0	0 0 0 1	1 0 0 0	0 0 0 0
Inning Stats	R: 0 E: 0 K: 0 S: 5 H: 0 LOB: 0 BB: 0 P: 7	R: 1 E: 1 K: 0 S: 8 H: 1 LOB: 0 BB: 0 P: 11	R: 0 E: 0 K: 1 S: 5 H: 0 LOB: 0 BB: 0 P: 8	R: 1 E: 0 K: 0 S: 10 H: 2 LOB: 2 BB: 1 P: 18	R: 0 E: 0 K: 0 S: 7 H: 1 LOB: 0 BB: 0 P: 11	R: 0 E: 0 K: 0 S: 4 H: 0 LOB: 0 BB: 1 P: 13	R: 1 E: 0 K: 0 S: 6 H: 1 LOB: 0 BB: 1 P: 12	R: 1 E: 0 K: 0 S: 9 H: 2 LOB: 2 BB: 1 P: 16	R: 1 E: 0 K: 0 S: 9 H: 2 LOB: 2 BB: 1 P: 18	R: 0 E: 0 K: 0 S: 4 H: 0 LOB: 0 BB: 0 P: 10	R: 0 E: 0 K: 0 S: 7 H: 0 LOB: 2 BB: 2 P: 18	1B: 4 2B: 2 3B: 0 HR: 3 SF: 1 SAC: 0 DP: 3 HBP: 0	WP: 0 PB: 0 SB: 1 CS: 1 PA: 46					

TOP

Houston Astros @ Montreal Expos

Olympic Stadium, Montreal, QB

Fri May 06 1988, 7:05 PM EDT

Att. 16,572 - Dome

livebaseballscorecards.com

AB	38
R	5
H	9
RBI	5
BB	7
SO	1
LOB	17

PITCHER		IP	WLS	BF	H	R	ER	SO	BB	IBB	HBP	BLK	WP	HR	S	P	ERA	WHIP
Neal Heaton, L ERA: 6.06	(1, 1)	6.0		24	5	3	3	1	3	0	0	0	0	2	43	76	4.50	1.333
Joe Hesketh, L ERA: 2.08	(7, 1)	1.1		6	2	1	1	0	0	1	0	0	0	0	7	15	6.75	1.500
Tim Burke, R ERA: 3.06	(8, 1)	2.2		11	2	1	1	0	0	1	0	0	0	1	17	33	3.38	0.750
Bob McClure, L ERA: 7.36	(11, 1)	1.0	W	5	0	0	0	0	2	0	0	0	0	0	7	18	0.00	2.000

PITCHER	IP	WLS	BF	H	R	ER	SO	BB	IBB	HBP	BLK	WP	HR	S	P	ERA	WHIP

Houston Astros @ Montreal Expos

Olympic Stadium, Montreal, QB

Fri May 06 1988, 7:05 PM EDT

Att. 16,572 - Dome

livebaseballscorecards.com

BOTTOM

Batter	1	2	3	4	5	6	7	8	9	10	11	AB	R	H	RBI	BB	SO	LOB
Tim Raines, S (1, 7) OBP: 0.375, SLG: 0.436	F8		FC4-6 1-2f		IBB		P3		G6-4-3 BB		1B 1-2 2-3 3-H	4	0	1	1	2	0	1
Johnny Paredes, R (1, 4) OBP: 0.314, SLG: 0.333 Graig Nettles, L (5, PH) OBP: 0.231, SLG: 0.417 Luis Rivera, R (6, 6) OBP: 0.211, SLG: 0.257	F9			K	F7		F8		SAFE G6-4-3 1-2f			2	0	0	0	0	1	0
												1	0	0	0	0	0	3
												2	0	0	0	0	0	1
Hubie Brooks, R (1, 9) OBP: 0.270, SLG: 0.382 Tim Burke, R (8, 1) Wallace Johnson, S (10, PH) OBP: 0.462, SLG: 0.417 Bob McClure, R (11, 1)	K			CS 1B	2B 1B	1B	4-3			G5-4-3 1B		4	1	2	0	0	1	0
												0	0	0	0	0	0	0
												1	0	1	0	0	0	0
												0	0	0	0	0	0	0
Tim Wallach, R (1, 5) OBP: 0.265, SLG: 0.330		K		K 1-2		1B 1-3 2B		L7		G5-4-3 1-2f		5	0	1	0	0	2	2
Andres Galarraga, R (1, 3) OBP: 0.384, SLG: 0.623		4-3			K2-3	FC3-5-2-6 BLK 2-3 3-H 1B		3B		K		5	2	2	1	0	2	0
Jeff Reed, L (1, 2) OBP: 0.394, SLG: 0.411		K			1B 1B	FC3-5-2-6 BLK SF7 1-3 3-H		2-H 3B			BB 1B 2B	5	3	3	1	0	1	2
Herm Winningham, L (1, 8) OBP: 0.485, SLG: 0.370			1-3		1B 1-3	BLK IBB					BB 1B	3	0	1	0	2	0	1
Tom Foley, L (1, 6) OBP: 0.231, SLG: 0.245 (6, 4)			L4		SH1-4 1-3 3-H 1B	SF7 1-2 2-H 3-H		G3			K	4	0	1	2	0	1	3
Neal Heaton, L (1, 1) OBP: 0.400, SLG: 0.400 Joe Hesketh, R (7, 1) Mitch Webster, S (8, 9) OBP: 0.353, SLG: 0.341			FC4-6 1B		SH1-4 1-2	K			6-3		BB 1-2 2-3	2	0	1	0	0	1	1
												0	0	0	0	0	0	0
												1	0	0	0	1	0	0
Inning Stats	R: 0 E: 0 K: 1 S: 10 H: 0 LOB: 0 BB: 0 P: 17	R: 0 E: 0 K: 2 S: 10 H: 0 LOB: 0 BB: 0 P: 14	R: 0 E: 0 K: 0 S: 10 H: 1 LOB: 1 BB: 0 P: 13	R: 0 E: 0 K: 2 S: 10 H: 1 LOB: 0 BB: 0 P: 14	R: 1 E: 0 K: 1 S: 15 H: 3 LOB: 3 BB: 1 P: 28	R: 3 E: 0 K: 1 S: 16 H: 3 LOB: 1 BB: 1 P: 26	R: 0 E: 0 K: 0 S: 4 H: 0 LOB: 0 BB: 0 P: 7	R: 1 E: 0 K: 0 S: 8 H: 2 LOB: 1 BB: 0 P: 13	R: 0 E: 0 K: 0 S: 6 H: 0 LOB: 0 BB: 1 P: 11	R: 0 E: 0 K: 1 S: 9 H: 1 LOB: 0 BB: 0 P: 14	R: 1 E: 0 K: 1 S: 11 H: 2 LOB: 3 BB: 2 P: 23	1B: 9 2B: 3 3B: 1 HR: 0 SF: 1 SAC: 1 DP: 2 HBP: 0						

	AB	39
	R	6
	H	13
	RBI	5
	BB	5
	SO	9
	LOB	14

WP: 0 PB: 0 SB: 0 CS: 1 PA: 46

PITCHER		IP	WLS	BF	H	R	ER	SO	BB	IBB	HBP	BLK	WP	HR	S	P	ERA	WHIP
Mike Scott, R ERA: 2.09	(1, 1)	5.1		25	8	4	4	6	0	2	0	0	0	0	64	103	6.75	1.500
Juan Agosto, L ERA: 1.54	(6, 1)	1.2		5	0	0	0	1	0	0	0	1	0	0	11	16	0.00	0.000
Dave Smith, R ERA: 2.45	(8, 1)	2.0		8	2	1	1	0	1	0	0	0	0	0	14	24	4.50	1.500
Ernie Camacho, R ERA: 6.75	(10, 1)	1.1	L	8	3	1	1	2	2	0	0	0	0	0	20	37	6.75	3.750

PITCHER	IP	WLS	BF	H	R	ER	SO	BB	IBB	HBP	BLK	WP	HR	S	P	ERA	WHIP

Batter	1	2	3	4	5	6	7	8	9	AB	R	H	RBI	BB	SO	LOB
Gerald Young, S (1, 8) OBP: 0.312, SLG: 0.287	B C F S 1-3 ① K			X 0-0 ① G3		C B B C S 2-3 ② K		B B X 2-0 F8 1B 1-2 2-H 1B		4	0	1	1	0	2	0
Terry Puhl, L (1, 7) OBP: 0.375, SLG: 0.269	B F S B S 2-3 ② K			S F B B X 2-2 1B 5-3 1B		X 0-0 ③ F8		X 0-0 1-2 2-H 1B		3	1	1	0	0	1	0
Billy Hatcher, R (8, PH) OBP: 0.339, SLG: 0.379 (8, 7)										1	0	1	1	0	0	0
Bill Doran, S (1, 4) OBP: 0.340, SLG: 0.282	X 0-0 ③ 1-3			X 0-0 5-3 1-3 1B			B C B B C F X 3-2 ① 4-3	X 0-0 ② F8 2-3		4	0	1	0	0	0	2
Glenn Davis, R (1, 3) OBP: 0.364, SLG: 0.543		B X 1-0 ① G3		X 0-0 ② 5-3 1-2 3-H			C S B X 1-2 1B	1 SAFE F 1 C S SAFE 0-3 ③ K		4	0	1	1	0	1	3
Kevin Bass, S (1, 9) OBP: 0.286, SLG: 0.419		B X 1-0 ② F9		B X 1-0 ③ G3			X 0-0 ② L8		B C X 1-1 ① F8	4	0	0	0	0	0	2
Alan Ashby, S (1, 2) OBP: 0.311, SLG: 0.388		B B F F B X 3-2 ③ 6-3			X 0-0 ① P5		B B X 2-0 ③ G3		B B B B 4-0 BB BB	3	0	0	0	1	0	1
Denny Walling, L (1, 5) OBP: 0.340, SLG: 0.449		B C B C X 2-2 ① 1-3			B B F C S 2-3 ② K			C F S 0-3 ① K2-3	B 1 P F F F B F B SAFE 4-2 1-2 G4-6-3 BB	2	0	0	0	0	1	0
Jim Pankovits, R (8, PH) OBP: 0.400, SLG: 0.381 (8, 5)										1	0	0	0	1	1	0
Craig Reynolds, L (1, 6) OBP: 0.290, SLG: 0.214		C X 0-1 ② G3			B X 1-0 ③ 4-3			X 0-0 1B 1B	F C X 0-2 ② ③ G4-6-3 1-2f	2	0	0	0	0	0	0
Rafael Ramirez, R (8, PH) OBP: 0.245, SLG: 0.351 (8, 6)										2	1	1	0	0	0	2
Nolan Ryan, R (1, 1) OBP: 0.214, SLG: 0.154		S S S 0-3 ③ K				C B S X 1-2 ① 5-3		B B 1 X SAFE 2-0 1-2 1B 1B		2	0	0	0	0	1	0
Steve Henderson, R (8, PH) OBP: 0.368, SLG: 0.333										1	1	1	0	0	0	0
Jeff Heathcock, R (8, 1)										0	0	0	0	0	0	0
Inning Stats	R: 0 E: 0 K: 2 S: 7 H: 0 LOB: 0 BB: 0 P: 10	R: 0 E: 0 K: 0 S: 5 H: 0 LOB: 0 BB: 0 P: 10	R: 0 E: 0 K: 1 S: 8 H: 0 LOB: 0 BB: 0 P: 10	R: 1 E: 0 K: 0 S: 7 H: 2 LOB: 1 BB: 0 P: 10	R: 0 E: 0 K: 1 S: 5 H: 0 LOB: 0 BB: 0 P: 8	R: 0 E: 0 K: 1 S: 7 H: 0 LOB: 0 BB: 0 P: 10	R: 0 E: 0 K: 0 S: 9 H: 1 LOB: 1 BB: 0 P: 15	R: 2 E: 0 K: 2 S: 11 H: 4 LOB: 2 BB: 0 P: 15	R: 0 E: 0 K: 0 S: 10 H: 0 LOB: 1 BB: 2 P: 18	1B: 7 2B: 0 3B: 0 HR: 0 SF: 0 SAC: 0 DP: 1 HBP: 0							

PITCHER		IP	WLS	BF	H	R	ER	SO	BB	IBB	HBP	BLK	WP	HR	S	P	ERA	WHIP
Pascual Perez, R ERA: 1.87	(1, 1)	7.0		24	3	1	1	5	0	0	0	0	0	0	48	73	1.29	0.429
Joe Hesketh, L ERA: 5.79	(8, 1)	0.1		4	3	2	2	1	0	0	0	0	0	0	6	10	54.00	9.000
Jeff Parrett, R ERA: 1.35	(8, 1)	1.2	W	7	1	0	0	1	2	0	0	0	0	0	15	23	0.00	1.800

PITCHER	IP	WLS	BF	H	R	ER	SO	BB	IBB	HBP	BLK	WP	HR	S	P	ERA	WHIP

TOP

Houston Astros @ Montreal Expos

Olympic Stadium, Montreal, QB

Sat May 07 1988, 3:33 AM EDT

Att. 12,661 - Dome

livebaseballscorecards.com

AB	33
R	3
H	7
RBI	3
BB	2
SO	7
LOB	10

1B: 7 SF: 0 WP: 0 PA: 35
2B: 0 SAC: 0 PB: 0
3B: 0 DP: 1 SB: 0
HR: 0 HBP: 0 CS: 0

BOTTOM

Batter	1	2	3	4	5	6	7	8	9	AB	R	H	RBI	BB	SO	LOB
Tim Raines, S (1, 7) OBP: 0.391, SLG: 0.465	B X 1-0 4-3 6-3 2B		S B B X 2-1 S 1B		B L B C X 2-2 ② 6-3		B B I 4-0 1-2 2B IBB		B X 1-0 2-H 2B	4	2	3	1	1	0	0
Mitch Webster, S (1, 8) (8, 9) OBP: 0.349, SLG: 0.330	X 0-0 ① 4-3 2-3		S X 0-1 ② F7 1-2		C S B B B F B 4-2 S BB		C S S 0-3 ② K			3	0	0	0	1	1	4
Hubie Brooks, R (1, 9) OBP: 0.270, SLG: 0.386 Joe Hesketh, R (8, 1) Jeff Parrett, R (8, 1)	B C X 1-1 ② 6-3 3-H		B S B F X 2-2 ③ 5-3		B B F B C S 3-3 ③ K 1-2		C X 0-1 1-H 2-H 2B			4 0 0	0 0 0	1 0 0	3 0 0	0 0 0	1 0 0	2 0 0
Tim Wallach, R (1, 5) OBP: 0.282, SLG: 0.339	C S S 0-3 ③ K			B X 1-0 1B FC5 1B		F X 0-1 FC6-4 1B	H 1-0 HBP			3	0	2	0	0	1	0
Andres Galarraga, R (1, 3) OBP: 0.388, SLG: 0.615		B B H 3-0 1-3 HBP		B F X 1-1 FC5 1-3 1B		B F X 1-1 ① FC6-4 S 1-2f	B B B F B S S 3-3 ③ K			3	0	1	0	0	1	3
Mike Fitzgerald, R (1, 2) OBP: 0.375, SLG: 0.366		F C C 0-3 ① K		B S X 1-1 ① FC5 1-2 3-H		X 0-0 ② F7		B C F B B F S 3-3 ① K		4	0	0	0	0	2	4
Tom Foley, L (1, 6) OBP: 0.214, SLG: 0.226	B X 1-0 ② 1-3 1-2			B B C F S 2-3 ② K		B X 1-0 ③ F9 1-2		C B X 1-1 ② 1-3		4	0	0	0	0	1	4
Johnny Paredes, R (1, 4) OBP: 0.282, SLG: 0.294	B C B C X 2-2 ③ 4-3			F B X 1-1 ③ G3			F C B F B F X 2-2 ① 5-3	C B S S 1-3 ③ K		4	0	0	0	0	1	3
Pascual Perez, R (1, 1) Herm Winningham, L (7, PH) (8, 8) OBP: 0.514, SLG: 0.429			C X 0-1 ① 6-3		C F C 0-3 ① K		C L B B B B 4-2 S 2B BB		X 0-0 2B 2B	2 1	0 2	0 1	0 0	0 1	1 0	0 0
Inning Stats	R: 1 E: 0 K: 1 S: 7 H: 1 LOB: 0 BB: 0 P: 9	R: 0 E: 0 K: 1 S: 7 H: 0 LOB: 1 BB: 0 P: 13	R: 0 E: 0 K: 0 S: 9 H: 1 LOB: 1 BB: 0 P: 13	R: 0 E: 0 K: 1 S: 10 H: 2 LOB: 2 BB: 0 P: 16	R: 0 E: 0 K: 2 S: 12 H: 0 LOB: 1 BB: 1 P: 21	R: 0 E: 0 K: 0 S: 6 H: 1 LOB: 1 BB: 0 P: 8	R: 2 E: 0 K: 2 S: 15 H: 1 LOB: 2 BB: 2 P: 29	R: 0 E: 0 K: 2 S: 9 H: 0 LOB: 0 BB: 0 P: 14	R: 1 E: 0 K: 0 S: 2 H: 2 LOB: 1 BB: 0 P: 3	1B: 4 2B: 4 3B: 0 HR: 0	SF: 0 SAC: 0 DP: 0 HBP: 2			WP: 0 PB: 0 SB: 4 CS: 0	PA: 37		

PITCHER		IP	WLS	BF	H	R	ER	SO	BB	IBB	HBP	BLK	WP	HR	S	P	ERA	WHIP
Nolan Ryan, R ERA: 3.75	(1, 1)	7.0		32	6	3	3	7	2	1	2	0	0	0	66	109	3.86	1.143
Jeff Heathcock, R ERA: 2.35	(8, 1)	1.0	L	5	2	1	1	2	0	0	0	0	0	0	11	17	9.00	2.000

PITCHER	IP	WLS	BF	H	R	ER	SO	BB	IBB	HBP	BLK	WP	HR	S	P	ERA	WHIP

Houston Astros @ Montreal Expos

Olympic Stadium, Montreal, QB

Sat May 07 1988, 3:33 AM EDT

Att. 12,661 - Dome

livebaseballscorecards.com

AB	32
R	4
H	8
RBI	4
BB	3
SO	9
LOB	20

Houston Astros @ Montreal Expos

Olympic Stadium, Montreal, QB

Sun May 08 1988, 3:33 AM EDT

Att. 14,873 - Dome

TOP

livebaseballscorecards.com

Batter	1	2	3	4	5	6	7	8	9	AB	R	H	RBI	BB	SO	LOB
Gerald Young, S (1, 8) OBP: 0.315, SLG: 0.292	4-3			6-3		1B		S 1B 3-H		5	1	2	1	0	0	3
Billy Hatcher, R (1, 7) OBP: 0.342, SLG: 0.380	F7			L8		1B E 1-H 1B	BLK 1B	K 1-2		5	2	2	1	0	1	1
Bill Doran, S (1, 4) OBP: 0.333, SLG: 0.278	K			3-1		E S SF8 1-3 1B	P3		F8	5	1	1	0	0	1	1
Glenn Davis, R (1, 3) OBP: 0.365, SLG: 0.545		3-1			WP 2B 2B	E6 WP S BB 1-3 3-H	F9 1-2		FC6-4 1B	5	2	2	1	0	0	2
Kevin Bass, S (1, 9) OBP: 0.281, SLG: 0.407		K			K 2-3	K	1B 2-H		K	5	0	1	1	0	4	4
Denny Walling, L (1, 5) OBP: 0.345, SLG: 0.453		4-3			2B 3-H	BB WP IBB 1-2	K		FC6-4 1-2f	4	0	1	1	1	1	2
Rafael Ramirez, R (1, 6) OBP: 0.255, SLG: 0.354			P5		HBP	SF8 3-H		4-3 S 1B 1B 0-2		2	1	1	1	0	0	0
Mark Bailey, S (1, 2) OBP: 0.286, SLG: 0.130			K		K	BB 1-2 2-3		K		3	0	0	0	1	3	3
Bob Knepper, L (1, 1) OBP: 0.182, SLG: 0.100 Ernie Camacho, R (8, 1)			K		F7	BB 1-2 2-3 3-H		4-3 1-3		3 0	0 0	0 0	1 0	1 0	1 0	3 0
Inning Stats	R: 0 E: 0 K: 1 S: 10 H: 0 LOB: 0 BB: 0 P: 18	R: 0 E: 0 K: 1 S: 10 H: 0 LOB: 0 BB: 0 P: 15	R: 0 E: 0 K: 2 S: 8 H: 0 LOB: 0 BB: 0 P: 14	R: 0 E: 0 K: 0 S: 6 H: 0 LOB: 0 BB: 0 P: 10	R: 1 E: 0 K: 2 S: 14 H: 2 LOB: 2 BB: 0 P: 23	R: 4 E: 1 K: 1 S: 19 H: 3 LOB: 3 BB: 3 P: 39	R: 1 E: 0 K: 1 S: 13 H: 2 LOB: 1 BB: 0 P: 19	R: 1 E: 0 K: 2 S: 15 H: 2 LOB: 1 BB: 0 P: 18	R: 0 E: 0 K: 1 S: 14 H: 1 LOB: 1 BB: 0 P: 19	1B: 8 2B: 2 3B: 0 HR: 0	SF: 1 SAC: 0 DP: 0 HBP: 1			WP: 2 PB: 0 SB: 5 CS: 0		PA: 42	

PITCHER		IP	WLS	BF	H	R	ER	SO	BB	IBB	HBP	BLK	WP	HR	S	P	ERA	WHIP
Floyd Youmans, R ERA: 5.24	(1, 1)	5.2	L	27	5	5	3	7	2	1	1	0	2	0	65	116	4.76	1.235
Bob McClure, L ERA: 7.2	(6, 1)	1.1		6	2	1	1	1	0	0	0	1	0	0	15	22	6.75	1.500
Andy McGaffigan, R ERA: 3.33	(8, 1)	2.0		9	3	1	1	3	0	0	0	0	0	0	29	37	4.50	1.500

PITCHER	IP	WLS	BF	H	R	ER	SO	BB	IBB	HBP	BLK	WP	HR	S	P	ERA	WHIP

AB	37
R	7
H	10
RBI	7
BB	3
SO	11
LOB	19

Batter	1	2	3	4	5	6	7	8	9	AB	R	H	RBI	BB	SO	LOB
Johnny Paredes, R (1, 4) OBP: 0.279, SLG: 0.270	BB		L6		P6 1-2 2-3		FC6-4 1-2f			3	0	0	0	1	0	4
Mitch Webster, S (1, 8) OBP: 0.355, SLG: 0.337	L9		K			1B		G5-4-3 1B		4	0	2	0	0	1	1
Hubie Brooks, R (1, 9) OBP: 0.277, SLG: 0.379	G5-4-3 1-2 BB			G5-4-3 BB		L9		G5-4-3 1-2f		2	0	0	0	2	0	2
Tim Wallach, R (1, 5) OBP: 0.281, SLG: 0.336	G5-4-3 1-2f			G5-4-3 1-2f		G4-6-3 1-2 1B		6-3		4	0	1	0	0	0	3
Andres Galarraga, R (1, 3) OBP: 0.392, SLG: 0.619		1B 2B		P3		G4-6-3 1-2f			G5-4-3 BB WP 1B	4	2	2	0	0	0	2
Mike Fitzgerald, R (1, 2) OBP: 0.385, SLG: 0.349		K			WP BB BB		6-3		G5-4-3 1-2 BB	2	0	0	0	2	1	1
Dave Engle, R (1, 7) OBP: 0.353, SLG: 0.333		G5-4-3 2-H 1B			WP 1-2 BB		1B 1B		G5-4-3 1-2f 2-3	3	0	2	1	1	0	2
Luis Rivera, R (1, 6) OBP: 0.213, SLG: 0.256	G5-4-3 1-2f				F8		FC6-4 1-2 1B		5-3 3-H	4	0	1	0	0	0	3
Floyd Youmans, R (1, 1) OBP: 0.091, SLG: 0.100		6-3			K		K			2	0	0	0	0	1	2
Bob McClure, R (6, 1)										0	0	0	0	0	0	0
Wallace Johnson, S (7, PH) OBP: 0.429, SLG: 0.385										1	0	0	0	0	1	2
Andy McGaffigan, R (8, 1)										0	0	0	0	0	0	0
Inning Stats	R: 0 E: 0 K: 0 S: 8 H: 0 LOB: 1 BB: 2 P: 17	R: 1 E: 0 K: 1 S: 8 H: 2 LOB: 0 BB: 0 P: 12	R: 0 E: 0 K: 1 S: 7 H: 0 LOB: 0 BB: 0 P: 12	R: 0 E: 0 K: 0 S: 3 H: 0 LOB: 0 BB: 1 P: 11	R: 0 E: 0 K: 1 S: 14 H: 0 LOB: 2 BB: 2 P: 26	R: 0 E: 0 K: 0 S: 9 H: 2 LOB: 1 BB: 0 P: 11	R: 0 E: 0 K: 1 S: 7 H: 2 LOB: 2 BB: 0 P: 11	R: 0 E: 0 K: 0 S: 3 H: 1 LOB: 0 BB: 0 P: 9	R: 1 E: 0 K: 0 S: 9 H: 1 LOB: 0 BB: 1 P: 17	1B: 7 2B: 1 3B: 0 HR: 0 SF: 0 SAC: 0 DP: 6 HBP: 0						

PITCHER		IP	WLS	BF	H	R	ER	SO	BB	IBB	HBP	BLK	WP	HR	S	P	ERA	WHIP
Bob Knepper, L ERA: 0.77	(1, 1)	7.0	W	29	7	1	1	4	5	0	0	0	1	0	57	103	1.29	1.714
Ernie Camacho, R ERA: 6.39	(8, 1)	2.0		6	1	1	1	0	1	0	0	0	1	0	11	23	4.50	1.000

PITCHER	IP	WLS	BF	H	R	ER	SO	BB	IBB	HBP	BLK	WP	HR	S	P	ERA	WHIP

BOTTOM

Houston Astros @ Montreal Expos

Olympic Stadium, Montreal, QB

Sun May 08 1988, 3:33 AM EDT

Att. 14,873 - Dome

livebaseballscorecards.com

AB	29
R	2
H	8
RBI	1
BB	6
SO	4
LOB	22

WP: 2 PA: 35
PB: 0
SB: 0
CS: 0

Batter	1	2	3	4	5	6	7	8	9	AB	R	H	RBI	BB	SO	LOB
Tim Raines, S (1, 7) OBP: 0.384, SLG: 0.449	F9		4-3		3B 1-2 2-3 3-H BB		4-3	G3		4	1	0	1	1	0	2
Johnny Paredes, R (1, 4) OBP: 0.292, SLG: 0.310	CS 1B			5-3	F3		5-3		2B	5	0	2	0	0	0	3
Hubie Brooks, R (1, 9) OBP: 0.274, SLG: 0.372	F4 1-2			1B 1B	F3		6-3		6-3	5	0	1	0	0	0	5
Tim Wallach, R (1, 5) OBP: 0.286, SLG: 0.356		F9		F6	3B 1-H 2-H 3-H			1B WP 1B 1B	K	5	1	2	3	0	1	2
Andres Galarraga, R (1, 3) OBP: 0.392, SLG: 0.610		K		1B 1-2	5-3			WP 1B 1-2 1B	K	5	1	2	0	0	2	2
Mitch Webster, S (1, 8) OBP: 0.351, SLG: 0.333		F8		F6		F5		WP 1B 1-2 2-3 1B		4	1	1	0	0	0	2
Jeff Reed, L (1, 2) OBP: 0.391, SLG: 0.407 Dave Engle, R (8, PH) OBP: 0.389, SLG: 0.333 (8, 2)			L4		E BB 1B	F9		1B 1-3 2-H 3-H G6-3 BB		3 0	1 1	1 0	0 0	0 1	0 0	0 0
Tom Foley, L (1, 6) OBP: 0.237, SLG: 0.250 Nelson Santovenia, R (8, PH) Graig Nettles, L (8, PH) OBP: 0.286, SLG: 0.462 Luis Rivera, R (8, PR) OBP: 0.213, SLG: 0.256 (8, 6)			F6		E9 BB 3B 1-3 1B	1B		G6-3 1-3 3-H 1B		3 0 1 0	1 0 0 0	2 0 1 0	0 0 1 0	0 0 0 0	0 0 0 0	0 0 0 0
Dennis Martinez, R (1, 1) OBP: 0.353, SLG: 0.313 Joe Hesketh, R (4, 1) Herm Winningham, L (6, PH) OBP: 0.500, SLG: 0.414 Andy McGaffigan, R (6, 1) Bob McClure, R (7, 1) Wallace Johnson, S (8, PH) OBP: 0.400, SLG: 0.357 Tim Burke, R (8, 1)			1B		3B BB BB	F7		G6-3 1-2f 3-H		1 0 1 0 0 1 0	0 1 0 0 0 0 0	1 0 0 0 0 0 0	0 0 0 0 0 0 0	0 1 0 0 0 0 0	0 0 1 0 0 1 0	0 0 0 0 0 0 0
Inning Stats	R: 0 E: 0 K: 0 S: 3 H: 1 LOB: 0 BB: 0 P: 3	R: 0 E: 0 K: 1 S: 5 H: 0 LOB: 0 BB: 0 P: 5	R: 0 E: 0 K: 0 S: 4 H: 1 LOB: 1 BB: 0 P: 4	R: 0 E: 0 K: 0 S: 5 H: 2 LOB: 2 BB: 0 P: 5	R: 4 E: 1 K: 0 S: 6 H: 3 LOB: 1 BB: 2 P: 14	R: 0 E: 0 K: 0 S: 4 H: 1 LOB: 1 BB: 0 P: 4	R: 0 E: 0 K: 0 S: 3 H: 0 LOB: 0 BB: 0 P: 3	R: 4 E: 0 K: 0 S: 6 H: 4 LOB: 1 BB: 1 P: 10	R: 0 E: 0 K: 2 S: 8 H: 1 LOB: 1 BB: 0 P: 8	1B: 11 2B: 1 3B: 1 HR: 0	SF: 0 SAC: 0 DP: 1 HBP: 0			WP: 3 PB: 0 SB: 0 CS: 1	PA: 41	

PITCHER		IP	WLS	BF	H	R	ER	SO	BB	IBB	HBP	BLK	WP	HR	S	P	ERA	WHIP
Rick Mahler, R ERA: 5.3	(1, 1)	7.0	W	33	11	7	7	1	2	0	0	0	0	0	33	41	9.00	1.857
Paul Assenmacher, L ERA: 5.28	(8, 1)	0.0		1	0	0	0	0	1	0	0	0	1	0	0	4	∞	∞
Bruce Sutter, R ERA: 3.6	(8, 1)	2.0	S	7	2	1	1	2	0	0	0	0	0	0	11	11	4.50	1.000

PITCHER		IP	WLS	BF	H	R	ER	SO	BB	IBB	HBP	BLK	WP	HR	S	P	ERA	WHIP

Montreal Expos @ Atlanta Braves

Atlanta-Fulton County Stadium, Atlanta, GA

Mon May 09 1988, 7:05 PM EDT

Att. 4,274 - Unknown - 80 F

TOP

livebaseballscorecards.com

AB	38
R	8
H	13
RBI	5
BB	3
SO	3
LOB	18

Batter	1	2	3	4	5	6	7	8	9	AB	R	H	RBI	BB	SO	LOB
Dion James, L (1, 8) (8, 7) OBP: 0.359, SLG: 0.329	G3		E 3B	BLK 1B		K	F3			5	1	2	0	0	1	3
Andres Thomas, R (1, 6) OBP: 0.229, SLG: 0.288	4-3		E6 BB 2B 3-H	F4		F9		F7		5	1	0	0	0	0	1
Dale Murphy, R (1, 9) OBP: 0.345, SLG: 0.402	F5		F9	1-2 BB			1B 2B	L5		4	1	1	0	1	0	1
Ken Griffey, L (1, 7) OBP: 0.298, SLG: 0.333		HR	1-2 2B BB	F8			HBP S SF9 1B 2-H	E3 S		3	2	2	2	1	0	2
Albert Hall, S (7, PR) (8, 8) OBP: 0.400, SLG: 0.333										1	1	0	0	0	0	0
Gerald Perry, L (1, 3) OBP: 0.308, SLG: 0.301		G3	1-H 2-H 2B	K			SF9 HBP 1-2 BB	1-2 IBB		3	1	1	2	2	1	2
Ozzie Virgil, R (1, 2) OBP: 0.253, SLG: 0.357		1B	1B 2B 2-H 1B		F5		S HBP 1-2 2-3	F9		4	1	2	1	0	0	2
Ken Oberkfell, L (1, 5) OBP: 0.319, SLG: 0.304	F9		1-3 2B 1B		4-3		SF9 2-3 3-H			3	1	1	1	0	0	1
Ron Gant, R (1, 4) OBP: 0.197, SLG: 0.316	K		1-H 3-H 2B		K		K 1-2			4	0	1	2	0	3	3
Rick Mahler, R (1, 1)			F7			1-3	HBP			3	0	0	0	0	1	1
Paul Assenmacher, L (8, 1) OBP: 1.000, SLG: 2.000										0	0	0	0	0	0	0
Bruce Sutter, R (8, 1)			K							0	0	0	0	0	0	0
Inning Stats	R: 0 E: 0 K: 0 S: 3 H: 0 LOB: 0 BB: 0 P: 3	R: 1 E: 0 K: 1 S: 7 H: 2 LOB: 1 BB: 0 P: 7	R: 6 E: 1 K: 1 S: 11 H: 5 LOB: 1 BB: 1 P: 15	R: 0 E: 0 K: 1 S: 6 H: 1 LOB: 2 BB: 1 P: 10	R: 0 E: 0 K: 1 S: 5 H: 0 LOB: 0 BB: 0 P: 5	R: 0 E: 0 K: 1 S: 5 H: 0 LOB: 0 BB: 0 P: 5	R: 2 E: 0 K: 1 S: 7 H: 2 LOB: 3 BB: 1 P: 13	R: 0 E: 1 K: 0 S: 4 H: 0 LOB: 2 BB: 1 P: 8		1B: 5 2B: 3 3B: 1 HR: 1	SF: 1 SAC: 0 DP: 0 HBP: 2					

PITCHER		IP	WLS	BF	H	R	ER	SO	BB	IBB	HBP	BLK	WP	HR	S	P	ERA	WHIP
Dennis Martinez, R ERA: 2.68	(1, 1)	3.1	L	21	8	7	1	2	2	0	0	1	0	1	23	31	2.70	3.000
Joe Hesketh, L ERA: 4.26	(4, 1)	1.2		5	0	0	0	2	0	0	0	0	0	0	9	9	0.00	0.000
Andy McGaffigan, R ERA: 3.91	(6, 1)	1.0		7	2	2	2	1	1	0	1	0	0	0	7	12	18.00	3.000
Bob McClure, L ERA: 6.0	(7, 1)	1.0		4	0	0	0	1	0	0	1	0	0	0	5	6	0.00	0.000
Tim Burke, R ERA: 2.89	(8, 1)	1.0		5	0	0	0	0	0	1	0	0	0	0	4	8	0.00	0.000

PITCHER	IP	WLS	BF	H	R	ER	SO	BB	IBB	HBP	BLK	WP	HR	S	P	ERA	WHIP

BOTTOM

Montreal Expos @ Atlanta Braves

Atlanta-Fulton County Stadium, Atlanta, GA

Mon May 09 1988, 7:05 PM EDT

Att. 4,274 - Unknown - 80 F

livebaseballscorecards.com

AB	35
R	9
H	10
RBI	8
BB	4
SO	6
LOB	16

WP: 0 PB: 0 SB: 3 CS: 0

PA: 42

Montreal Expos @ Atlanta Braves

Atlanta-Fulton County Stadium, Atlanta, GA

Tue May 10 1988, 7:05 PM EDT

Att. 3,679 - Cloudy - 81 F

livebaseballscorecards.com

Batter	1	2	3	4	5	6	7	8	9	AB	R	H	RBI	BB	SO	LOB
Tim Raines, S (1, 7) OBP: 0.385, SLG: 0.438	F8	IBB		F5		HBP IBB		4-1		3	1	0	0	2	0	0
Johnny Paredes, R (1, 4) OBP: 0.321, SLG: 0.326	F7	1B 1-2 2-3 3-H 1B			4-3	1-2 2-3 HBP			G4-6-3 E 1B	4	0	2	1	0	0	0
Hubie Brooks, R (1, 9) OBP: 0.279, SLG: 0.397	K	1-3 2-H 3-H 1B			2-2 HR	K			E4 G4-6-3 1-2	5	1	2	3	0	2	4
Tim Wallach, R (1, 5) OBP: 0.287, SLG: 0.355		1B 2B 1B			F4		F8		G4-6-3 1-2f 2-3	3	1	1	0	0	0	2
Tom Foley, L (6, 5) OBP: 0.230, SLG: 0.241		5-3								2	0	0	0	0	0	2
Andres Galarraga, R (1, 3) OBP: 0.385, SLG: 0.590		K	K		HBP		K		4-3	4	0	0	0	0	3	2
Mitch Webster, S (1, 8) OBP: 0.356, SLG: 0.340		1B 2B 1-2 1B	F7		4-3		1B			4	1	2	0	0	0	1
Nelson Santovenia, R (1, 2) OBP: 0.250, SLG: 0.250		2B 1B 1-2 2-3 1B	1-3			L5	F4			4	1	1	0	0	0	1
Luis Rivera, R (1, 6) OBP: 0.226, SLG: 0.272		1B 1B 1-3 2-H 3-H 2B		5-3		HBP SH1-4 BB		F4		3	1	1	2	1	0	0
Bryn Smith, R (1, 1)		6-3				SH1-4 1-2		F5		2	0	0	0	0	1	2
Herm Winningham, L (8, PH) OBP: 0.486, SLG: 0.400										1	0	0	0	0	0	0
Jeff Parrett, R (8, 1)										0	0	0	0	0	0	0

Inning Stats																		
	R: 0	H: 0	R: 5	H: 6	R: 0	H: 0	R: 0	H: 0	R: 1	H: 1	R: 0	H: 0	R: 0	H: 1	R: 0	H: 0	R: 0	H: 1
	E: 0	LOB: 0	E: 0	LOB: 2	E: 0	LOB: 0	E: 0	LOB: 0	E: 0	LOB: 1	E: 0	LOB: 3	E: 0	LOB: 1	E: 0	LOB: 0	E: 1	LOB: 1
	K: 1	BB: 0	K: 1	BB: 1	K: 1	BB: 0	K: 1	BB: 0	K: 0	BB: 0	K: 1	BB: 2	K: 1	BB: 0	K: 0	BB: 0	K: 0	BB: 0
	S: 6	P: 8	S: 22	P: 38	S: 8	P: 13	S: 5	P: 6	S: 8	P: 17	S: 9	P: 24	S: 8	P: 13	S: 6	P: 13	S: 9	P: 12

AB	35
R	6
H	9
RBI	6
BB	3
SO	6
LOB	14

1B: 7	SF: 0	WP: 0	PA: 41
2B: 1	SAC: 1	PB: 0	
3B: 0	DP: 1	SB: 0	
HR: 1	HBP: 2	CS: 0	

PITCHER		IP	WLS	BF	H	R	ER	SO	BB	IBB	HBP	BLK	WP	HR	S	P	ERA	WHIP
Tom Glavine, L ERA: 6.62	(1, 1)	1.2	L	12	6	5	5	2	0	1	0	0	0	0	25	43	27.00	3.600
José Álvarez, R ERA: 2.08	(2, 1)	4.1		18	1	1	1	3	1	1	2	0	0	1	33	63	2.08	0.462
Juan Eichelberger, R ERA: 5.63	(7, 1)	3.0		11	2	0	0	1	0	0	0	0	0	0	23	38	0.00	0.667

PITCHER	IP	WLS	BF	H	R	ER	SO	BB	IBB	HBP	BLK	WP	HR	S	P	ERA	WHIP

Batter	1	2	3	4	5	6	7	8	9	AB	R	H	RBI	BB	SO	LOB
Dion James, L (1, 8) OBP: 0.365, SLG: 0.329	C B X 1-1 CS 1B		C F B B S 2-3 ② K		B H 2-0 FC5-4 1-2 HBP			F B X 1-1 ① 3-1		3	0	1	0	0	1	1
Andres Thomas, R (1, 6) OBP: 0.220, SLG: 0.278	B B C X 2-1 ① ② G3 1-2		X 0-0 ③ FC6-4 1-2f		C X 0-1 ③ FC5-4 1-2f			F X 0-1 ② L5		4	0	0	0	0	0	4
Dale Murphy, R (1, 9) OBP: 0.333, SLG: 0.387	S F B X 1-2 ③ 5-3			F B B S X 2-2 ① F9		S F B B S X 2-2 ① L8		B X 1-0 ③ F7		4	0	0	0	0	0	0
Ken Griffey, L (1, 7) OBP: 0.295, SLG: 0.327		B X 1-0 ① F8		B F X 1-1 ② F7		X 0-0 G6-4-3 1B			X 0-0 ① F7	4	0	1	0	0	0	0
Gerald Perry, L (1, 3) OBP: 0.324, SLG: 0.330		C B F F X 1-2 1B 2B		C X 0-1 1B		X 0-0 ② ③ G6-4-3 1-2f			C S X 0-2 BB 1B	4	0	3	0	0	0	1
Ozzie Virgil, R (1, 2) OBP: 0.278, SLG: 0.419		C B C B F B X 3-2 G6-4-3 2-3 1B		C B C F B C 2-3 ③ K			B X 1-0 HR		B F B X 2-1 BB 1-2 1B	4	1	3	1	0	1	1
Ken Oberkfell, L (1, 5) OBP: 0.306, SLG: 0.289		X 0-0 ② ③ G6-4-3 1-2f			X 0-0 ① L6		C B C F B F X 2-2 ① F7		C B B B X 3-1 ② F7	4	0	0	0	0	0	4
Ron Gant, R (1, 4) OBP: 0.200, SLG: 0.300			B X 1-0 ① F9		B C B C B S 3-3 ② K		F B C S 1-3 ② K		B C B F B B 4-2 1-2 2-3 BB	3	0	0	0	1	2	0
Tom Glavine, L (1, 1) OBP: 0.300, SLG: 0.300 José Álvarez, R (2, 1) OBP: 1.000, SLG: 1.000 Juan Eichelberger, R (7, 1) Ted Simmons, S (9, PH) OBP: 0.304, SLG: 0.400			C F B B X 2-2 FC6-4 1B		C B X 1-1 HBP 1B		C B B B C 2-3 ③ K		B B X 2-0 ③ 4-3	0 2 1 1	0 0 0 0	0 2 0 0	0 0 0 0	0 0 1 0	0 0 0 0	0 0 0 3
Inning Stats	R: 0 E: 0 K: 0 S: 7 H: 1 LOB: 0 BB: 0 P: 11	R: 0 E: 0 K: 0 S: 10 H: 2 LOB: 1 BB: 0 P: 15	R: 0 E: 0 K: 1 S: 9 H: 1 LOB: 1 BB: 0 P: 14	R: 0 E: 0 K: 1 S: 11 H: 1 LOB: 1 BB: 0 P: 16	R: 0 E: 0 K: 1 S: 8 H: 1 LOB: 2 BB: 0 P: 14	R: 0 E: 0 K: 0 S: 5 H: 1 LOB: 0 BB: 0 P: 7	R: 1 E: 0 K: 2 S: 12 H: 1 LOB: 0 BB: 0 P: 18	R: 0 E: 0 K: 0 S: 5 H: 0 LOB: 0 BB: 0 P: 7	R: 0 E: 0 K: 0 S: 11 H: 2 LOB: 3 BB: 1 P: 22	1B: 8 2B: 1 3B: 0 HR: 1	SF: 0 SAC: 0 DP: 2 HBP: 1	WP: 0 PB: 0 SB: 0 CS: 1	PA: 36				

PITCHER		IP	WLS	BF	H	R	ER	SO	BB	IBB	HBP	BLK	WP	HR	S	P	ERA	WHIP
Bryn Smith, R ERA: 3.46	(1, 1)	7.0	W	27	8	1	1	5	0	0	1	0	0	1	62	95	1.29	1.143
Jeff Parrett, R ERA: 1.23	(8, 1)	2.0		9	2	0	0	0	1	0	0	0	0	0	16	29	0.00	1.500

PITCHER	IP	WLS	BF	H	R	ER	SO	BB	IBB	HBP	BLK	WP	HR	S	P	ERA	WHIP

Montreal Expos @ Atlanta Braves

Atlanta-Fulton County Stadium, Atlanta, GA

Tue May 10 1988, 7:05 PM EDT

Att. 3,679 - Cloudy - 81 F

BOTTOM

livebaseballscorecards.com

AB	34
R	1
H	10
RBI	1
BB	1
SO	5
LOB	14

Batter	1	2	3	4	5	6	7	8	9	AB	R	H	RBI	BB	SO	LOB
Tim Raines, S (1, 7) OBP: 0.378, SLG: 0.444	E6 WP BB 2B		0-0 3B		1-1 F7		2-0 F7		2-0 F7	5	1	1	0	0	0	0
Johnny Paredes, R (1, 4) OBP: 0.351, SLG: 0.319	1 SAFE 1 SAFE 1 SAFE		2-0 5-3		4-1 PB S BB		2-0 FC5 1B HBP		1-0 F8	1	1	0	0	2	0	1
Luis Rivera, R (7, PR) OBP: 0.224, SLG: 0.268 (7, 6)	1 SAFE 1-2 WP 2B BB									1	0	0	0	0	0	0
Hubie Brooks, R (1, 9) OBP: 0.284, SLG: 0.405	3-2 1-H 2-H 2B		0-3 K		1-1 F3 1-2		1-0 1-2 1B		0-3 K	5	0	2	2	0	2	2
Graig Nettles, L (1, 5) OBP: 0.294, SLG: 0.400	0-0 F6		4-0 FC5-4 BB		2-1 F6 2-3		0-0 FC5 2-3f			2	0	0	0	1	0	2
Dave Engle, R (7, PH) OBP: 0.368, SLG: 0.313 (7, 5)										1	0	0	0	0	0	2
Andres Galarraga, R (1, 3) OBP: 0.381, SLG: 0.579	0-1 1-3		2-1 FC5-4 1-2f			1-1 1B		1-3 K		4	0	1	0	0	1	3
Mitch Webster, S (1, 8) OBP: 0.361, SLG: 0.340	0-0 F2			4-2 CS 4-3 BB		0-0 F7		0-1 WP 1B		3	0	1	0	1	0	2
Jeff Reed, L (1, 2) OBP: 0.384, SLG: 0.387		0-0 G3		1-2 4-3 1-2		2-0 F8		4-0 1-2 BB		3	0	0	0	1	0	2
Tom Foley, L (1, 6) OBP: 0.231, SLG: 0.230 (7, 4)		0-1 3-1		4-0 2-3 BB		0-0 L4		1-3 K		3	0	0	0	1	1	3
Neal Heaton, L (1, 1) OBP: 0.286, SLG: 0.286		2-2 G3		1-1 4-3			0-0 G3	1-1 5-3		2	0	0	0	0	0	1
Andy McGaffigan, R (6, 1)										0	0	0	0	0	0	0
Herm Winningham, L (7, PH) OBP: 0.474, SLG: 0.387										1	0	0	0	0	0	0
Jeff Parrett, R (7, 1)										0	0	0	0	0	0	0
Wallace Johnson, S (8, PH) OBP: 0.375, SLG: 0.333										1	0	0	0	0	0	2
Tim Burke, R (8, 1)										0	0	0	0	0	0	0
Inning Stats	R: 2 E: 1 K: 0 S: 10 H: 1 LOB: 1 BB: 1 P: 20	R: 0 E: 0 K: 0 S: 6 H: 0 LOB: 0 BB: 0 P: 8	R: 0 E: 0 K: 1 S: 7 H: 1 LOB: 2 BB: 1 P: 15	R: 0 E: 0 K: 0 S: 8 H: 0 LOB: 1 BB: 2 P: 18	R: 0 E: 0 K: 0 S: 7 H: 0 LOB: 1 BB: 1 P: 15	R: 0 E: 0 K: 0 S: 5 H: 1 LOB: 1 BB: 0 P: 8	R: 0 E: 0 K: 0 S: 4 H: 1 LOB: 2 BB: 0 P: 9	R: 0 E: 0 K: 2 S: 11 H: 1 LOB: 2 BB: 1 P: 18	R: 0 E: 0 K: 1 S: 6 H: 0 LOB: 0 BB: 0 P: 9	1B: 3 2B: 1 3B: 1 HR: 0 SF: 0 SAC: 0 DP: 0 HBP: 1						

PITCHER		IP	WLS	BF	H	R	ER	SO	BB	IBB	HBP	BLK	WP	HR	S	P	ERA	WHIP
Kevin Coffman, R ERA: 4.56	(1, 1)	6.2	W	29	3	2	1	1	5	0	1	0	1	0	45	90	1.35	1.200
Charlie Puleo, R ERA: 4.32	(7, 1)	0.0		1	1	0	0	0	0	0	0	0	0	0	1	2	∞	∞
Paul Assenmacher, L ERA: 4.86	(7, 1)	1.1		6	1	0	0	2	1	0	0	0	1	0	12	19	0.00	1.500
Bruce Sutter, R ERA: 3.38	(9, 1)	1.0	S	3	0	0	0	1	0	0	0	0	0	0	6	9	0.00	0.000

PITCHER	IP	WLS	BF	H	R	ER	SO	BB	IBB	HBP	BLK	WP	HR	S	P	ERA	WHIP

TOP

Montreal Expos @ Atlanta Braves

Atlanta-Fulton County Stadium, Atlanta, GA

Wed May 11 1988, 7:05 PM EDT

Att. 4,852 - Sunny - 75 F

livebaseballscorecards.com

AB	32
R	2
H	5
RBI	2
BB	6
SO	4
LOB	20

PA: 39

WP: 2
PB: 1
SB: 1
CS: 1

Batter	1	2	3	4	5	6	7	8	9	AB	R	H	RBI	BB	SO	LOB
Albert Hall, S (1, 8) OBP: 0.405, SLG: 0.333	C F C 0-3 ① K			B B B B 4-0 G6-4-3 BB BB		X 0-0 ② 6-3	X 0-0 PO 1B			3	0	1	0	1	1	0
Andres Thomas, R (1, 6) OBP: 0.239, SLG: 0.288	X 0-0 G6-4-3 1B			1 SAFE B 1 SAFE 1 SAFE B B B 4-0 G6-4-3 1-2 BB		X 0-0 BB 2B 1B	1 SAFE 1 SAFE 0-0 ③ PO 1-2	B B C X 2-1 ① F9		3	1	2	0	1	0	0
Dale Murphy, R (1, 9) OBP: 0.339, SLG: 0.385	B X 1-0 ② ③ G6-4-3 1-2f			B C S X 1-2 ① ② G6-4-3 1-2f 2-3		B B B B 4-0 2B 1-2 BB		X 0-0 CS 1B		3	1	1	0	1	0	3
Gary Roenicke, R (1, 7) OBP: 0.333, SLG: 0.382		B C X 1-1 ① F9		B X 1-0 ③ 6-3		C X 0-1 1B 1-H 2-H 2B		B B C F B S 3-3 ② ③ K 1-2		4	1	1	2	0	1	2
Gerald Perry, L (1, 3) OBP: 0.324, SLG: 0.330		S B X 1-1 ② G3			B X 1-0 ① 3-1	B C F X 1-2 1B 2-H 1B				3	0	1	1	0	0	0
Ozzie Virgil, R (1, 2) OBP: 0.280, SLG: 0.416		X 0-0 ③ F7			B C X 1-1 ② F9	P S 1 SAFE X 1-1 1-3 1B				3	0	1	0	0	0	0
Paul Runge, R (1, 5) OBP: 0.375, SLG: 0.368 Ken Oberkfell, L (6, PH) OBP: 0.303, SLG: 0.286 (7, 5)			F X 0-1 ① 1-3		C B B B F B B 4-2 BB	C B F S 1-3 ③ K				1 1	0 0	0 0	0 0	1 0	0 1	0 2
Ron Gant, R (1, 4) OBP: 0.191, SLG: 0.286			B B C S X 2-2 ② F9		C C B B S 2-3 ③ K		C C C 0-3 ① K			3	0	0	0	0	2	1
Kevin Coffman, R (1, 1) OBP: 0.286, SLG: 0.571 Charlie Puleo, R (7, 1) Paul Assenmacher, L (7, 1) OBP: 0.500, SLG: 1.000 Bruce Sutter, R (9, 1)			X 0-0 ③ 1-4-3			B B F B F X 3-2 ① F8	B B C X 2-1 ② 1-3			2 0 1 0	0 0 0 0	0 0 0 0	0 0 0 0	0 0 0 0	0 0 0 0	0 0 0 0
Inning Stats	R: 0 H: 1 E: 0 LOB: 0 K: 1 BB: 0 S: 5 P: 6	R: 0 H: 0 E: 0 LOB: 0 K: 0 BB: 0 S: 5 P: 7	R: 0 H: 0 E: 0 LOB: 0 K: 0 BB: 0 S: 6 P: 8	R: 0 H: 0 E: 0 LOB: 1 K: 0 BB: 2 S: 4 P: 14	R: 0 H: 0 E: 0 LOB: 1 K: 1 BB: 1 S: 8 P: 16	R: 3 H: 4 E: 0 LOB: 2 K: 1 BB: 1 S: 16 P: 25	R: 0 H: 1 E: 0 LOB: 0 K: 1 BB: 0 S: 6 P: 8	R: 0 H: 1 E: 0 LOB: 0 K: 1 BB: 0 S: 6 P: 11		1B: 6 SF: 0 2B: 1 SAC: 0 3B: 0 DP: 2 HR: 0 HBP: 0						

PITCHER		IP	WLS	BF	H	R	ER	SO	BB	IBB	HBP	BLK	WP	HR	S	P	ERA	WHIP
Neal Heaton, L ERA: 5.73	(1, 1)	5.2	L	23	4	3	3	2	4	0	0	0	0	0	38	69	4.76	1.412
Andy McGaffigan, R ERA: 3.86	(6, 1)	0.1		2	1	0	0	1	0	0	0	0	0	0	6	7	0.00	3.000
Jeff Parrett, R ERA: 1.17	(7, 1)	1.0		3	1	0	0	1	0	0	0	0	0	0	6	8	0.00	1.000
Tim Burke, R ERA: 2.75	(8, 1)	1.0		3	1	0	0	1	0	0	0	0	0	0	6	11	0.00	1.000

PITCHER	IP	WLS	BF	H	R	ER	SO	BB	IBB	HBP	BLK	WP	HR	S	P	ERA	WHIP

BOTTOM

Montreal Expos @ Atlanta Braves

Atlanta-Fulton County Stadium, Atlanta, GA

Wed May 11 1988, 7:05 PM EDT

Att. 4,852 - Sunny - 75 F

livebaseballscorecards.com

AB	27
R	3
H	7
RBI	3
BB	4
SO	5
LOB	8

Batter	1	2	3	4	5	6	7	8	9	AB	R	H	RBI	BB	SO	LOB
Tim Raines, S (1, 7) OBP: 0.382, SLG: 0.438	B F C X 1-2 4-3 ①			B B B C B 4-1 1B 1B BB	I I I 4-0 IBB			X 0-0 F7 ①		2	1	0	0	2	0	1
Johnny Paredes, R (1, 4) OBP: 0.328, SLG: 0.294	X 0-0 G3 ②			F B X 1-1 F9 ①	C S S 0-3 K2-3 ③			B F F X 1-2 G1-6-3 ②③ 1-2f		4	0	0	0	0	1	5
Hubie Brooks, R (1, 9) OBP: 0.283, SLG: 0.400	C S B B F X 2-2 5-3 ③			B X 1-0 1B 1-2 1B		C B X 1-1 5-3 ①			X 0-0 F9 ①	4	0	1	0	0	0	0
Graig Nettles, L (1, 5) OBP: 0.286, SLG: 0.368		X 0-0 F8 ①		X 0-0 G5-4-3 1-3 2-H 1B		B B X 2-0 G3 ②			C X 0-1 F5 ②	4	0	1	1	0	0	0
Andres Galarraga, R (1, 3) OBP: 0.377, SLG: 0.569		C F S 0-3 K ②		C B F X 1-2 G5-4-3 ②③ 1-2f		B S X 1-1 CS 1B			X 0-0 P4 ③	4	0	1	0	0	1	2
Jeff Reed, L (1, 2) OBP: 0.382, SLG: 0.375		B B X 2-0 P6 ③			B C C B B B 4-2 SH3-4 1B BB	C 0-1 CS ③ 1-2	X 0-0 4-3 ①			2	0	0	0	1	0	0
Herm Winningham, L (1, 8) OBP: 0.463, SLG: 0.382			B C F S 1-3 K ①	F C B X 1-2 SH3-4 1-2 1B			C B B F F B S 3-3 K ②			3	0	1	0	0	2	0
Tom Foley, L (1, 6) OBP: 0.221, SLG: 0.219			C F F C 0-3 K ②	F X 0-1 F5 ①			F F F B X 1-2 F7 ③			3	0	0	0	0	1	2
John Dopson, L (1, 1) Andy McGaffigan, R (6, 1) Mitch Webster, S (8, PH) OBP: 0.366, SLG: 0.346 Floyd Youmans, R (8, 1) OBP: 0.091, SLG: 0.100			S B B X 2-1 G3 ③	X 0-0 SH3-4 ② 1-2 2-3				B F X 1-1 G1-6-3 1B		1 0 1 0	0 0 0 0	0 0 1 0	0 0 0 0	0 0 0 0	0 0 0 0	0 0 0 0
Inning Stats	R: 0 H: 0 E: 0 LOB: 0 K: 0 BB: 0 S: 8 P: 11	R: 0 H: 0 E: 0 LOB: 0 K: 1 BB: 0 S: 5 P: 7	R: 0 H: 0 E: 0 LOB: 0 K: 2 BB: 0 S: 9 P: 12	R: 1 H: 2 E: 0 LOB: 1 K: 0 BB: 1 S: 8 P: 15	R: 0 H: 1 E: 0 LOB: 3 K: 1 BB: 2 S: 11 P: 20	R: 0 H: 1 E: 0 LOB: 0 K: 0 BB: 0 S: 6 P: 10	R: 0 H: 0 E: 0 LOB: 0 K: 1 BB: 0 S: 9 P: 13	R: 0 H: 1 E: 0 LOB: 0 K: 0 BB: 0 S: 6 P: 8	R: 0 H: 0 E: 0 LOB: 0 K: 0 BB: 0 S: 4 P: 4	1B: 5 SF: 0 2B: 0 SAC: 1 3B: 0 DP: 2 HR: 0 HBP: 0						

PITCHER	IP	WLS	BF	H	R	ER	SO	BB	IBB	HBP	BLK	WP	HR	S	P	ERA	WHIP
Jimmy Jones, R (1, 1) ERA: 2.78	9.0	W	32	5	1	1	5	2	1	0	0	0	0	66	100	1.00	0.778

PITCHER	IP	WLS	BF	H	R	ER	SO	BB	IBB	HBP	BLK	WP	HR	S	P	ERA	WHIP

TOP

Montreal Expos @ San Diego Padres

Jack Murphy Stadium, San Diego, CA

Fri May 13 1988, 10:05 PM EDT

Att. 13,707 - Unknown - 68 F

livebaseballscorecards.com

AB	28
R	1
H	5
RBI	1
BB	3
SO	5
LOB	10

1B: 5	SF: 0	WP: 0	PA: 33
2B: 0	SAC: 1	PB: 0	
3B: 0	DP: 2	SB: 0	
HR: 0	HBP: 0	CS: 1	

Batter	1	2	3	4	5	6	7	8	9	AB	R	H	RBI	BB	SO	LOB
Roberto Alomar, S (1, 4) OBP: 0.287, SLG: 0.349	BBBB 4-0 BB		BBBCX 3-1 ① F8		X 0-0 ③ 5-3		BFBSFFS 2-3 ① K	CBBX 2-1 1-2 1B		4	0	1	0	1	1	0
Garry Templeton, S (1, 6) OBP: 0.245, SLG: 0.261	CSFS 0-3 ① K		X 0-0 ② 6-3			BBBCB 4-1 G1-6-3 2B BB	SFBBBX 2-2 ② F8	BCBX 2-1 ② F7		4	1	0	0	1	1	3
John Kruk, L (1, 3) OBP: 0.376, SLG: 0.459	BBBB 4-0 1-2 BB		CFX 0-2 ③ 4-3			BBBB 4-0 1-2 G1-6-3 BB	BBBB 4-0 2B BB	BBBCSX 3-2 ③ F7		2	1	0	0	3	0	2
Benito Santiago, R (1, 2) OBP: 0.269, SLG: 0.396	CBX 1-1 ② F9			CX 0-1 ① 6-3		CFFBX 1-2 ①② G1-6-3 1-2f 2-3	X 0-0 1-H 3B 2B			4	1	1	1	0	0	4
Randy Ready, R (1, 5) OBP: 0.355, SLG: 0.420	BBCX 2-1 ③ 1-3			FBBBX 3-1 ② 6-3		BBBCBCB 4-2 2B 1B BB	X 0-0 2-H HR 3B			3	2	1	1	1	0	2
Carmelo Martinez, R (1, 7) OBP: 0.243, SLG: 0.308		BFX 1-1 ① F9		CX 0-1 FC4-6 1B		CBX 1-1 1-3 3-H 1B 2B	BBX 2-0 3-H HR			4	2	3	3	0	0	0
Shane Mack, R (1, 8) OBP: 0.250, SLG: 0.300		CFX 0-2 ② 5-3		FBCX 1-2 ③ FC4-6 1-2f		BCSBFX 2-2 BLK S 2-H 3-H 1B	BX 1-0 ③ F9			4	0	1	2	0	0	1
Shawn Abner, R (1, 9) OBP: 0.241, SLG: 0.264		X 0-0 1B			X 0-0 ① 5-3	BIII 4-0 BLK 1-2 IBB		X 0-0 1B 1B		3	0	2	0	1	0	0
Jimmy Jones, R (1, 1)		CSC 0-3 ③ K			BCBX 2-1 ② 6-3	CSFFX 0-2 ③ G3 1-2 2-3		FBBX 2-1 ① F9		4	0	0	0	0	1	4
Inning Stats	R: 0 E: 0 K: 1 S: 8 H: 0 LOB: 2 BB: 2 P: 19	R: 0 E: 0 K: 1 S: 9 H: 1 LOB: 1 BB: 0 P: 10	R: 0 E: 0 K: 0 S: 6 H: 0 LOB: 0 BB: 0 P: 9	R: 0 E: 0 K: 0 S: 9 H: 1 LOB: 1 BB: 0 P: 13	R: 0 E: 0 K: 0 S: 4 H: 0 LOB: 0 BB: 0 P: 6	R: 3 E: 0 K: 0 S: 18 H: 2 LOB: 2 BB: 4 P: 38	R: 4 E: 0 K: 1 S: 13 H: 3 LOB: 0 BB: 1 P: 24	R: 0 E: 0 K: 0 S: 10 H: 2 LOB: 2 BB: 0 P: 19		1B: 5 2B: 2 3B: 1 HR: 1 SF: 0 SAC: 0 DP: 1 HBP: 0						

PITCHER		IP	WLS	BF	H	R	ER	SO	BB	IBB	HBP	BLK	WP	HR	S	P	ERA	WHIP
John Dopson, R ERA: 4.22	(1, 1)	5.2	L	24	3	3	3	2	5	0	0	0	0	0	45	80	4.76	1.412
Andy McGaffigan, R ERA: 5.0	(6, 1)	1.1		10	4	4	4	1	1	1	0	1	0	1	22	39	27.00	3.750
Floyd Youmans, R ERA: 5.09	(8, 1)	1.0		5	2	0	0	0	0	0	0	0	0	0	10	19	0.00	2.000

PITCHER	IP	WLS	BF	H	R	ER	SO	BB	IBB	HBP	BLK	WP	HR	S	P	ERA	WHIP

BOTTOM

Montreal Expos @ San Diego Padres

Jack Murphy Stadium, San Diego, CA

Fri May 13 1988, 10:05 PM EDT
Att. 13,707 - Unknown - 68 F

livebaseballscorecards.com

AB	32
R	7
H	9
RBI	7
BB	7
SO	3
LOB	16

WP: 0 PB: 0 SB: 1 CS: 0 PA: 39

Montreal Expos @ San Diego Padres

Jack Murphy Stadium, San Diego, CA

Sat May 14 1988, 10:05 PM EDT

Att. 43,811 - Unknown - 75 F

TOP

livebaseballscorecards.com

Batter	1	2	3	4	5	6	7	8	9	AB	R	H	RBI	BB	SO	LOB
Tim Raines, S (1, 7) OBP: 0.385, SLG: 0.450	X 0-0 4-3 3B		C C B X 1-2 ① 4-3			B X 1-0 ① 4-3		B F F B B B F F B 4-2 BB		3	1	1	0	1	0	0
Johnny Paredes, R (1, 4) OBP: 0.313, SLG: 0.278 Graig Nettles, L (8, PH) OBP: 0.273, SLG: 0.350 Luis Rivera, R (8, 6) OBP: 0.224, SLG: 0.268	C X 0-1 ① 4-3 3-H		F B X 1-1 ② F8			M C B C 1-3 ② K		1 SAFE 1 SAFE X 0-0 ③ F6		3 1 0	0 0 0	0 0 0	1 0 0	0 0 0	1 0 0	0 1 0
Hubie Brooks, R (1, 9) OBP: 0.282, SLG: 0.396	C F S 0-3 ② K		F S B F X 1-2 ③ L9			C X 0-1 ③ 6-3			F C X 0-2 1B	4	0	1	0	0	1	0
Tim Wallach, R (1, 5) OBP: 0.278, SLG: 0.344	X 0-0 ③ F8			B S X 1-1 ① F4			C F F X 0-2 ① F3		1 SAFE B F 1 SAFE F F 1 SAFE F 1 SAFE X 1-2 ① F9	4	0	0	0	0	0	1
Andres Galarraga, R (1, 3) OBP: 0.373, SLG: 0.582		F S B B F X 2-2 ① 1-3		B X 1-0 ② F7			B X 1-0 HR		1 SAFE S X 0-1 ② F9	4	1	1	1	0	0	1
Jeff Reed, L (1, 2) OBP: 0.375, SLG: 0.368		C B S F X 1-2 BB 1B		C B X 1-1 ③ 6-3			S S C 0-3 ② K		C S F B 1 SAFE B S 2-3 ③ K	4	0	1	0	0	2	1
Herm Winningham, L (1, 8) OBP: 0.432, SLG: 0.351		X 0-0 ② F7			B F S S 1-3 ① K		B C B F F X 2-2 ③ G3			3	0	0	0	0	1	1
Tom Foley, L (1, 6) OBP: 0.225, SLG: 0.212 (8, 4)		B B B B 4-0 1-2 BB			C F C 0-3 ② K			B X 1-0 ① F8		2	0	0	0	1	1	0
Dennis Martinez, R (1, 1) OBP: 0.316, SLG: 0.278 Mitch Webster, S (8, PH) OBP: 0.363, SLG: 0.343 Jeff Parrett, R (8, 1)		S B X 1-1 ③ L7			F F X 0-2 ③ 1-3			X 0-0 ② 1-3		2 1 0	0 0 0	0 0 0	0 0 0	0 0 0	0 0 0	2 0 0
Inning Stats	R: 1 E: 0 K: 1 S: 8 H: 1 LOB: 0 BB: 0 P: 8	R: 0 E: 0 K: 0 S: 11 H: 1 LOB: 2 BB: 1 P: 19	R: 0 E: 0 K: 0 S: 9 H: 0 LOB: 0 BB: 0 P: 12	R: 0 E: 0 K: 0 S: 5 H: 0 LOB: 0 BB: 0 P: 8	R: 0 E: 0 K: 2 S: 9 H: 0 LOB: 0 BB: 0 P: 10	R: 0 E: 0 K: 1 S: 6 H: 0 LOB: 0 BB: 0 P: 8	R: 1 E: 0 K: 1 S: 12 H: 1 LOB: 0 BB: 0 P: 15	R: 0 E: 0 K: 0 S: 7 H: 0 LOB: 1 BB: 1 P: 12	R: 0 E: 0 K: 1 S: 14 H: 1 LOB: 1 BB: 0 P: 17	1B: 2 2B: 0 3B: 1 HR: 1	SF: 0 SAC: 0 DP: 0 HBP: 0						

	AB	31
	R	2
	H	4
	RBI	2
	BB	2
	SO	6
	LOB	7

WP: 0 PB: 0 SB: 0 CS: 0 PA: 33

PITCHER		IP	WLS	BF	H	R	ER	SO	BB	IBB	HBP	BLK	WP	HR	S	P	ERA	WHIP
Ed Whitson, R ERA: 5.49	(1, 1)	7.0	W	25	3	2	2	5	1	0	0	0	0	1	60	80	2.57	0.571
Lance McCullers, R ERA: 3.04	(8, 1)	2.0	S	8	1	0	0	1	1	0	0	0	0	0	21	29	0.00	1.000

PITCHER		IP	WLS	BF	H	R	ER	SO	BB	IBB	HBP	BLK	WP	HR	S	P	ERA	WHIP

Montreal Expos @ San Diego Padres

Jack Murphy Stadium, San Diego, CA

Sat May 14 1988, 10:05 PM EDT

Att. 43,811 - Unknown - 75 F

BOTTOM

Batter	1	2	3	4	5	6	7	8	9	AB	R	H	RBI	BB	SO	LOB
Roberto Alomar, S (1, 4) OBP: 0.286, SLG: 0.345	1-1 ① 4-3		1-0 ③ F8		1-2 ② F8		1 SAFE 3 SAFE 1-1 1-2 3-H 1B			4	0	1	1	0	0	1
Garry Templeton, S (1, 6) OBP: 0.235, SLG: 0.250	2-1 ② 6-3			2-2 ① G3	1-2 ③ 5-3		1-0 ③ G3			4	0	0	0	0	0	3
John Kruk, L (1, 3) OBP: 0.371, SLG: 0.442	0-1 ③ 1-3			4-2 ① 2B SF9 BB		0-0 ① F7		2-1 ① F7		3	1	0	0	1	0	0
Benito Santiago, R (1, 2) OBP: 0.268, SLG: 0.400		0-1 ① F8		0-0 SF9 1-3 2B		2-2 ② F3		0-1 ② 6-3		4	0	1	0	0	0	0
Randy Ready, R (1, 5) OBP: 0.351, SLG: 0.417		1-2 1B		1-1 ② SF9 2-3 3-H		1-0 ③ 5-3		2-2 ③ 5-3		3	0	1	1	0	0	0
Carmelo Martinez, R (1, 7) OBP: 0.233, SLG: 0.294	0-3 ② K			3-1 ③ 5-3			2-2 ① 4-3			3	0	0	0	0	1	2
Marvell Wynne, L (9, 7) OBP: 0.320, SLG: 0.523										0	0	0	0	0	0	0
Shane Mack, R (1, 8) OBP: 0.217, SLG: 0.261	1 SAFE 0-1 ③ F8				1-1 ① 4-3		1-1 ② 1-3			3	0	0	0	0	0	1
Shawn Abner, R (1, 9) OBP: 0.262, SLG: 0.291			0-0 ① F9		0-0 1B 2B		1-1 1B 1B HBP			2	2	1	0	0	0	0
Ed Whitson, R (1, 1) OBP: 0.100, SLG: 0.100			1-3 ② K		1-2 2-H 1B		B 1 SAFE C 1 SAFE 1 SAFE 2-2 1-3 1B			2	0	1	1	0	1	0
Randy Byers, L (7, PH) OBP: 0.400, SLG: 0.600										1	0	1	0	0	0	0
Lance McCullers, S (8, 1)										0	0	0	0	0	0	0
Inning Stats	R: 0 E: 0 K: 0 S: 6 H: 0 LOB: 0 BB: 0 P: 9	R: 0 E: 0 K: 1 S: 11 H: 1 LOB: 1 BB: 0 P: 12	R: 0 E: 0 K: 1 S: 5 H: 0 LOB: 0 BB: 0 P: 7	R: 1 E: 0 K: 0 S: 12 H: 1 LOB: 1 BB: 1 P: 22	R: 1 E: 0 K: 0 S: 12 H: 2 LOB: 1 BB: 0 P: 16	R: 0 E: 0 K: 0 S: 7 H: 0 LOB: 0 BB: 0 P: 10	R: 1 E: 0 K: 0 S: 13 H: 2 LOB: 2 BB: 0 P: 21	R: 0 E: 0 K: 0 S: 7 H: 0 LOB: 0 BB: 0 P: 11		1B: 4 2B: 2 3B: 0 HR: 0	SF: 1 SAC: 0 DP: 0 HBP: 1					

livebaseballscorecards.com

AB	29
R	3
H	6
RBI	3
BB	1
SO	2
LOB	7

PITCHER		IP	WLS	BF	H	R	ER	SO	BB	IBB	HBP	BLK	WP	HR	S	P	ERA	WHIP
Dennis Martinez, R ERA: 2.83	(1, 1)	7.0	L	29	6	3	3	2	1	0	1	0	0	0	66	97	3.86	1.000
Jeff Parrett, R ERA: 1.13	(8, 1)	1.0		3	0	0	0	0	0	0	0	0	0	0	7	11	0.00	0.000

PITCHER	IP	WLS	BF	H	R	ER	SO	BB	IBB	HBP	BLK	WP	HR	S	P	ERA	WHIP

Batter	1	2	3	4	5	6	7	8	9	AB	R	H	RBI	BB	SO	LOB
Tim Raines, S (1, 7) OBP: 0.385, SG: 0.440	C C F B X 1-2 ① 4-3		B B F X 2-1 ② 4-3 2-3			F F B B B F H 4-2 FC5-6 1-2 1B HBP	B B B I 4-0 IBB		B C C S 1-3 ③ K	3	1	0	0	1	1	1
Johnny Paredes, R (1, 4) OBP: 0.309, SG: 0.276	X 0-0 BLK 6-3 1B		M C B F S 1-3 ③ K			X 0-0 ① FC5-6 BB 1B 1-2 2-3f	C S F F F X 0-2 ③ 5-3			4	0	1	0	0	1	6
Hubie Brooks, R (1, 9) OBP: 0.281, SG: 0.392	1 SAFE B X 1-0 ② 6-3 1-2			C C S 0-3 ① K		X 0-0 BB 1-2 2-H 1B		C C B B X 2-2 ① F9		4	0	1	1	0	1	1
Tim Wallach, R (1, 5) OBP: 0.277, SG: 0.341	S S S 0-3 ③ K 2-3			B F C F B S 2-3 ② K		X 0-0 ② F9		S F F X 0-2 BLK 1B		4	0	1	0	0	2	3
Andres Galarraga, R (1, 3) OBP: 0.370, SG: 0.569		B F S S C 1-3 ① K		F B S B C 2-3 ③ K		C B B F B B 4-2 1-2 2-3 BB		B C B F S 2-3 ② K 1-2		3	0	0	0	1	3	1
Mitch Webster, S (1, 8) OBP: 0.359, SG: 0.333		B X 1-0 ② F8			C C F B X 1-2 ① 4-3	B F F F B F F X 2-2 ③ F5		B B S B B 4-1 BB		3	0	0	0	1	0	3
Nelson Santovenia, R (1, 2) OBP: 0.286, SG: 0.286 Herm Winningham, L (7, PR) OBP: 0.432, SG: 0.351 Jeff Reed, L (7, 2) OBP: 0.375, SG: 0.368 Dave Engle, R (8, PH) OBP: 0.350, SG: 0.294 (8, 2)		C X 0-1 ③ F7			S B B F F F F X 2-2 ② F9		X 0-0 G3 SH 1B	B C S S 1-3 ③ K2-3		3 0 0 1	0 0 0 0	1 0 0 0	0 0 0 0	0 0 0 0	0 0 0 1	0 0 0 2
Luis Rivera, R (1, 6) OBP: 0.227, SG: 0.262			B F F B F B B 4-2 4-3 SH BB		X 0-0 ③ F8		X 0-0 ① SH 1-2		C F B F F F S 1-3 ① K2-3	2	0	0	0	1	1	0
Bryn Smith, R (1, 1) OBP: 0.154, SG: 0.083 Graig Nettles, L (7, PH) OBP: 0.261, SG: 0.333 Jeff Parrett, R (7, 1) Wallace Johnson, S (9, PH) OBP: 0.353, SG: 0.313			X 0-0 ① SH 1-2		C X 0-1 FC5-6 HBP 1B	X 0-0 ② G3 2-3		X 0-0 ② 6-3		1 1 0 1	0 0 0 0	1 0 0 0	0 0 0 0	0 0 0 0	0 0 0 0	0 1 0 0
Inning Stats	R: 0 E: 0 K: 1 S: 9 H: 1 LOB: 1 BB: 0 P: 11	R: 0 E: 0 K: 1 S: 6 H: 0 LOB: 0 BB: 0 P: 8	R: 0 E: 0 K: 1 S: 10 H: 0 LOB: 1 BB: 1 P: 17	R: 0 E: 0 K: 3 S: 10 H: 0 LOB: 0 BB: 0 P: 14	R: 0 E: 0 K: 0 S: 11 H: 0 LOB: 0 BB: 0 P: 14	R: 1 E: 0 K: 0 S: 16 H: 2 LOB: 3 BB: 1 P: 26	R: 0 E: 0 K: 0 S: 9 H: 1 LOB: 3 BB: 1 P: 13	R: 0 E: 0 K: 2 S: 14 H: 1 LOB: 2 BB: 1 P: 23	R: 0 E: 0 K: 2 S: 11 H: 0 LOB: 0 BB: 0 P: 13	1B: 5 2B: 0 3B: 0 HR: 0 SF: 0 SAC: 2 DP: 0 HBP: 1						

TOP

Montreal Expos @ San Diego Padres

Jack Murphy Stadium, San Diego, CA

Sun May 15 1988, 6:33 AM EDT

Att. 21,478 - Sunny - 73 F

livebaseballscorecards.com

AB	30
R	1
H	5
RBI	1
BB	4
SO	10
LOB	18

PITCHER		IP	WLS	BF	H	R	ER	SO	BB	IBB	HBP	BLK	WP	HR	S	P	ERA	WHIP
Andy Hawkins, R ERA: 3.86	(1, 1)	7.0	W	29	4	1	1	6	2	1	1	1	0	0	71	103	1.29	0.857
Lance McCullers, R ERA: 2.96	(8, 1)	0.2		4	1	0	0	1	1	0	0	1	0	0	11	19	0.00	3.000
Mark Davis, L ERA: 2.1	(8, 1)	1.1	S	4	0	0	0	3	0	0	0	0	0	0	14	17	0.00	0.000

PITCHER	IP	WLS	BF	H	R	ER	SO	BB	IBB	HBP	BLK	WP	HR	S	P	ERA	WHIP

Batter	1	2	3	4	5	6	7	8	9	AB	R	H	RBI	BB	SO	LOB
Roberto Alomar, S (1, 4) OBP: 0.284, SLG: 0.333	C B B B C X 3-2 6-3 ①		X 0-0 E5 1-2			C C B X 1-2 F7 ①		B C B F B 4-2 BB BB		3	0	0	0	1	0	1
Dickie Thon, R (1, 6) OBP: 0.195, SLG: 0.179	X 0-0 P4 ②		L B B 2 SAFE X 2-1 F7 ① ② 2-3			B F S F S 1-3 K ②		1 SAFE 1 SAFE P 1 SAFE X 1-0 F8 ②		4	0	0	0	0	1	3
John Kruk, L (1, 3) OBP: 0.376, SLG: 0.430	B F B B B 4-1 BB		S F X 0-2 F7 ③			B C C B X 2-2 4-3 ③		1 SAFE B B 1 B B SAFE 4-0 1-2 BB		2	0	0	0	2	0	1
Benito Santiago, R (1, 2) OBP: 0.267, SLG: 0.395	C F X 0-2 6-3 ③			S F X 0-2 P3 ①			X 0-0 SH1-4 1B 1B	F X 0-1 L6 ③		4	1	1	0	0	0	3
Randy Ready, R (1, 5) OBP: 0.354, SLG: 0.419		C X 0-1 4-3 1B 1B		F B B B C X 3-2 1-3 ②			1 SAFE L 1 SAFE 1 SAFE 1 SAFE X 0-1 SH1-4 ① 1-2			2	1	1	0	0	0	0
Carmelo Martinez, R (1, 7) OBP: 0.224, SLG: 0.282 Lance McCullers, S (8, 1) Mark Davis, L (8, 1)		1 SAFE X 0-0 4-3 ① 1-2		C B C F B B S 3-3 K ③			S S B X 1-2 F7 ②			3 0 0	0 0 0	0 0 0	0 0 0	0 0 0	1 0 0	2 0 0
Shane Mack, R (1, 8) OBP: 0.269, SLG: 0.308		F F S 0-3 K ②			X 0-0 CS 1B		B B X 2-0 S 2-H 1B			3	0	2	1	0	1	1
Shawn Abner, R (1, 9) OBP: 0.266, SLG: 0.293		X 0-0 2-H 1B			1 SAFE C X 0-1 F8 ① ② 1-2		P F B F C 2-3 1-2 ③			3	0	1	1	0	1	2
Andy Hawkins, R (1, 1) OBP: 0.125, SLG: 0.125 Marvell Wynne, L (8, 7) OBP: 0.333, SLG: 0.533			X 0-0 F7 E 1B		X 0-0 5-3 ③			C X 0-1 1B ①		2 1	0 0	1 1	0 0	0 0	0 0	0 0
Inning Stats	R: 0 E: 0 K: 0 S: 8 H: 0 LOB: 1 BB: 1 P: 15	R: 1 E: 0 K: 1 S: 7 H: 2 LOB: 1 BB: 0 P: 7	R: 0 E: 1 K: 0 S: 7 H: 1 LOB: 1 BB: 0 P: 9	R: 0 E: 0 K: 1 S: 10 H: 0 LOB: 0 BB: 0 P: 16	R: 0 E: 0 K: 0 S: 4 H: 1 LOB: 0 BB: 0 P: 4	R: 0 E: 0 K: 1 S: 10 H: 0 LOB: 0 BB: 0 P: 14	R: 1 E: 0 K: 1 S: 11 H: 2 LOB: 1 BB: 0 P: 15	R: 0 E: 0 K: 0 S: 8 H: 1 LOB: 2 BB: 2 P: 16		1B: 7 2B: 0 3B: 0 HR: 0	SF: 0 SAC: 1 DP: 0 HBP: 0			WP: 0 PB: 0 SB: 1 CS: 1	PA: 31		

PITCHER		IP	WLS	BF	H	R	ER	SO	BB	IBB	HBP	BLK	WP	HR	S	P	ERA	WHIP
Bryn Smith, R ERA: 3.2	(1, 1)	6.0		21	4	1	1	3	1	0	0	0	0	0	46	65	1.50	0.833
Jeff Parrett, R ERA: 1.38	(7, 1)	2.0	L	10	3	1	1	1	2	0	0	0	0	0	19	31	4.50	2.500

PITCHER	IP	WLS	BF	H	R	ER	SO	BB	IBB	HBP	BLK	WP	HR	S	P	ERA	WHIP

BOTTOM

Montreal Expos @ San Diego Padres

Jack Murphy Stadium, San Diego, CA

Sun May 15 1988, 6:33 AM EDT

Att. 21,478 - Sunny - 73 F

livebaseballscorecards.com

AB	27
R	2
H	7
RBI	2
BB	3
SO	4
LOB	13

Montreal Expos @ Los Angeles Dodgers

Dodger Stadium, Los Angeles, CA

Tue May 17 1988, 7:05 PM PDT

Att. 34,309 - Unknown - 65 F

TOP

livebaseballscorecards.com

Batter	1	2	3	4	5	6	7	8	9	AB	R	H	RBI	BB	SO	LOB
Mitch Webster, S (1, 8) OBP: 0.353, SLG: 0.327	G6-3	K		CS 1B		B2		5-3		5	0	1	0	0	1	1
Tim Wallach, R (1, 5) OBP: 0.282, SLG: 0.338	BB 2B BB		1B FC5-2 1B	CS	4-3	F8		F7		4	1	1	0	1	0	0
Tim Raines, S (1, 7) OBP: 0.386, SLG: 0.446	P3		F8		G5-3		F9 1B 2B		1B	5	1	2	0	0	0	2
Hubie Brooks, R (1, 9) OBP: 0.291, SLG: 0.395	2B BB		BB FC5-2 1B 1B		BB 1B 1B		F9		F7	4	3	2	0	1	0	2
Andres Galarraga, R (1, 3) OBP: 0.377, SLG: 0.574	1-H 2-H 2B		FC5-2 BB 1B 3-H		BB 1B 1B		1B IBB		F8	4	1	2	2	1	0	3
Nelson Santovenia, R (1, 2) OBP: 0.417, SLG: 0.300	K		1B BB		1B BB		1B		K	3	0	1	1	2	2	2
Johnny Paredes, R (1, 4) OBP: 0.319, SLG: 0.290		K	1B		1B		F9			4	0	2	3	0	1	2
Luis Rivera, R (1, 6) OBP: 0.228, SLG: 0.253		BB	F7		K2-3		L9			3	0	0	0	1	1	4
Neal Heaton, L (1, 1) OBP: 0.200, SLG: 0.200 Tim Burke, R (9, 1)		SH3-2-4	4-3		6-3			L7		3 0	0 0	0 0	0 0	0 0	0 0	0 0
Inning Stats	R: 2 E: 0 K: 1 S: 8 H: 1 LOB: 1 BB: 2 P: 21	R: 0 E: 0 K: 2 S: 10 H: 0 LOB: 1 BB: 1 P: 18	R: 1 E: 0 K: 0 S: 12 H: 3 LOB: 2 BB: 1 P: 23	R: 0 E: 0 K: 0 S: 4 H: 1 LOB: 0 BB: 0 P: 5	R: 2 E: 0 K: 1 S: 13 H: 3 LOB: 2 BB: 1 P: 24	R: 0 E: 0 K: 0 S: 10 H: 0 LOB: 0 BB: 0 P: 15	R: 1 E: 0 K: 0 S: 6 H: 2 LOB: 2 BB: 1 P: 12	R: 0 E: 0 K: 0 S: 4 H: 0 LOB: 0 BB: 0 P: 6	R: 0 E: 0 K: 1 S: 12 H: 1 LOB: 1 BB: 0 P: 16	1B: 9 2B: 2 3B: 0 HR: 0	SF: 0 SAC: 1 DP: 0 HBP: 0						

	AB	35
	R	6
	H	11
	RBI	6
	BB	6
	SO	5
	LOB	16

WP: 0 PB: 0 SB: 0 CS: 1 PA: 43

PITCHER		IP	WLS	BF	H	R	ER	SO	BB	IBB	HBP	BLK	WP	HR	S	P	ERA	WHIP
Fernando Valenzuela, L ERA: 3.26	(1, 1)	7.0	L	35	10	6	6	4	5	1	0	0	0	0	63	118	7.71	2.143
Tim Crews, R ERA:	(8, 1)	2.0		7	1	0	0	1	0	0	0	0	0	0	16	22	0.00	0.500

PITCHER	IP	WLS	BF	H	R	ER	SO	BB	IBB	HBP	BLK	WP	HR	S	P	ERA	WHIP

Montreal Expos @ Los Angeles Dodgers

Dodger Stadium, Los Angeles, CA

Tue May 17 1988, 7:05 PM PDT

Att. 34,309 - Unknown - 65 F

livebaseballscorecards.com

BOTTOM

Batter	1	2	3	4	5	6	7	8	9	AB	R	H	RBI	BB	SO	LOB
Steve Sax, R (1, 4) OBP: 0.329, SLG: 0.375	G4-3	FC6-4 G4-3 1-2f		F3			4-3		G6-3 1-2f	5	0	0	0	0	0	3
Mike Davis, L (1, 9) OBP: 0.326, SLG: 0.297	F7	G4-3 1-2f			4-3		K			4	0	0	0	0	1	1
Kirk Gibson, L (1, 7) OBP: 0.360, SLG: 0.532	HR		6-3 3B		F8			L4		4	2	2	1	0	0	0
Pedro Guerrero, R (1, 5) OBP: 0.413, SLG: 0.467	1B 2B 1B		G5-3		F8			6-3		4	1	1	0	0	0	1
Mike Marshall, R (1, 3) OBP: 0.336, SLG: 0.434	2B 1-2 1B		6-3 3-H			F7		P3		4	1	1	1	0	0	0
John Shelby, S (1, 8) OBP: 0.302, SLG: 0.250	E 2B 1-H 2-H		1B			5-3 BLK BB			5-3	3	0	2	2	1	0	0
Mike Scioscia, L (1, 2) OBP: 0.426, SLG: 0.419 Rick Dempsey, R (9, PR) OBP: 0.393, SLG: 0.500	E3 2-3		1 SAFE 1 SAFE 1 SAFE 1 SAFE G3		5-3 1-3				BB 1B	4 0	0 1	1 0	0 0	0 0	0 0	3 0
Alfredo Griffin, S (1, 6) OBP: 0.204, SLG: 0.241 Mickey Hatcher, R (9, PH) OBP: 0.346, SLG: 0.462 Danny Heep, L (9, PH) OBP: 0.438, SLG: 0.366	G5-3			L8	6-3				1B 1-2 BB	3 0 0	0 0 0	0 0 0	0 0 0	0 0 1	0 0 0	3 0 0
Fernando Valenzuela, L (1, 1) OBP: 0.211, SLG: 0.211 Dave Anderson, R (7, PH) OBP: 0.267, SLG: 0.286 Tim Crews, R (8, 1) Franklin Stubbs, L (9, PH) OBP: 0.478, SLG: 0.529		FC6-4 1B		F3			F9		G6-3 1-2 2-H	2 1 0 1	0 0 0 0	1 0 0 1	0 0 0 0	0 0 0 0	0 0 0 0	0 0 0 0
Inning Stats	R: 3 E: 1 K: 0 S: 12 H: 4 LOB: 2 BB: 0 P: 21	R: 0 E: 0 K: 0 S: 5 H: 1 LOB: 0 BB: 0 P: 8	R: 1 E: 0 K: 0 S: 8 H: 2 LOB: 1 BB: 0 P: 12	R: 0 E: 0 K: 0 S: 6 H: 0 LOB: 0 BB: 0 P: 8	R: 0 E: 0 K: 0 S: 8 H: 0 LOB: 0 BB: 0 P: 13	R: 0 E: 0 K: 0 S: 8 H: 0 LOB: 1 BB: 1 P: 16	R: 0 E: 0 K: 1 S: 6 H: 0 LOB: 0 BB: 0 P: 8	R: 0 E: 0 K: 0 S: 5 H: 0 LOB: 0 BB: 0 P: 8	R: 1 E: 0 K: 0 S: 11 H: 2 LOB: 2 BB: 1 P: 20	1B: 6 2B: 1 3B: 1 HR: 1 SF: 0 SAC: 0 DP: 2 HBP: 0						

PITCHER		IP	WLS	BF	H	R	ER	SO	BB	IBB	HBP	BLK	WP	HR	S	P	ERA	WHIP
Neal Heaton, L ERA: 5.64	(1, 1)	8.1	W	34	8	5	5	1	1	0	0	1	0	1	62	100	5.40	1.080
Tim Burke, R ERA: 2.66	(9, 1)	0.2	S	3	1	0	0	0	1	0	0	0	0	0	7	14	0.00	3.000

PITCHER	IP	WLS	BF	H	R	ER	SO	BB	IBB	HBP	BLK	WP	HR	S	P	ERA	WHIP

AB	35
R	5
H	9
RBI	5
BB	2
SO	1
LOB	11

WP: 0 PB: 0 SB: 0 CS: 0 PA: 37

Batter	1	2	3	4	5	6	7	8	9	AB	R	H	RBI	BB	SO	LOB
Herm Winningham, L (1, 8) OBP: 0.429, SLG: 0.381	C F B X 1-2 ① 3-1		B X 1-0 2B		B C F B F S 2-3 ③ K			X 0-0 ① F8	C B B S F B F X 3-2 1-2 2-3 3-H 1B	5	0	2	1	0	1	0
Tim Wallach, R (1, 5) OBP: 0.286, SLG: 0.362	B F X 1-1 ② 5-3		B S X 1-1 ② F7			B B F B C X 3-2 ① 1B		C C B F X 1-2 HR	F F F F S 0-3 ③ K	5	1	2	1	0	1	4
Tim Raines, S (1, 7) OBP: 0.388, SLG: 0.444	B X 1-0 1B		C B B B B 4-1 BB			B F B F C 2-3 ② K		B S C X 1-2 ② 6-3		3	0	1	0	1	1	0
Hubie Brooks, R (1, 9) OBP: 0.284, SLG: 0.384	B F X 1-1 ③ L3		F X 0-1 ③ G3			C X 0-1 ③ 1-3		X 0-0 ③ 6-3		4	0	0	0	0	0	3
Andres Galarraga, R (1, 3) OBP: 0.381, SLG: 0.600		B B B C X 3-1 HR		B S B C C 2-3 ① K			B B F X 2-1 WP 2B		B X 1-0 F8	4	1	2	1	0	1	0
Tom Foley, L (1, 6) OBP: 0.227, SLG: 0.229		B F X 1-1 ① 4-3		S F B B B X 2-2 ② G3			X 0-0 ① B3		B F S F X 1-2 E 1B 2B	4	1	1	0	0	0	1
Johnny Paredes, R (1, 4) OBP: 0.303, SLG: 0.273		C B S F B F X 2-2 ② 6-3		F B F B F C 2-3 ③ K			C F B B S 2-3 ② K 2-3		F F B C 1-3 ② K	4	0	0	0	0	3	2
Nelson Santovenia, R (1, 2) OBP: 0.438, SLG: 0.250		F B C B B S 2-3 ③ K2-3			C B C S 1-3 ① K		I I I I I 4-0 IBB		I I I I I 4-0 1B E IBB	2	0	0	0	2	2	0
John Dopson, L (1, 1) Graig Nettles, L (7, PH) OBP: 0.250, SLG: 0.318 Joe Hesketh, R (7, 1) Wallace Johnson, S (9, PH) OBP: 0.333, SLG: 0.294 Tim Burke, R (9, 1)			X 0-0 ① 4-3		B F B F B C 3-3 ② K		B X 1-0 ③ F8		S S F B X 1-2 1-2 2-3 E6 1B	2 1 0 1 0	0 0 0 0 0	0 0 0 0 0	0 0 0 0 0	0 0 0 0 0	1 0 0 0 0	0 2 0 2 0
Inning Stats	R: 0 E: 0 K: 0 S: 8 H: 1 LOB: 1 BB: 0 P: 12	R: 1 E: 0 K: 1 S: 12 H: 1 LOB: 0 BB: 0 P: 20	R: 0 E: 0 K: 0 S: 7 H: 1 LOB: 2 BB: 1 P: 13	R: 0 E: 0 K: 2 S: 10 H: 0 LOB: 0 BB: 0 P: 16	R: 0 E: 0 K: 3 S: 10 H: 0 LOB: 0 BB: 0 P: 16	R: 0 E: 0 K: 1 S: 8 H: 1 LOB: 0 BB: 0 P: 13	R: 0 E: 0 K: 1 S: 7 H: 1 LOB: 2 BB: 1 P: 16	R: 1 E: 0 K: 0 S: 9 H: 1 LOB: 0 BB: 0 P: 11	R: 1 E: 1 K: 2 S: 23 H: 2 LOB: 3 BB: 1 P: 34	1B: 3 2B: 3 3B: 0 HR: 2 SF: 0 SAC: 0 DP: 0 HBP: 0						

PITCHER		IP	WLS	BF	H	R	ER	SO	BB	IBB	HBP	BLK	WP	HR	S	P	ERA	WHIP
Orel Hershiser, R ERA: 2.48	(1, 1)	7.0	L	27	5	1	1	8	1	1	0	0	1	1	62	106	1.29	0.857
Alejandro Pena, R ERA: 0.98	(8, 1)	1.2		8	2	2	1	1	0	1	0	0	0	1	17	26	5.40	1.200
Jesse Orosco, L ERA: 2.03	(9, 1)	0.1		3	1	0	0	1	0	0	0	0	0	0	15	19	0.00	3.000

PITCHER	IP	WLS	BF	H	R	ER	SO	BB	IBB	HBP	BLK	WP	HR	S	P	ERA	WHIP

TOP

Montreal Expos @ Los Angeles Dodgers

Dodger Stadium, Los Angeles, CA

Wed May 18 1988, 7:05 PM PDT

Att. 27,775 - Unknown - 70 F

livebaseballscorecards.com

AB	35
R	3
H	8
RBI	3
BB	3
SO	10
LOB	14

1B: 3	SF: 0	WP: 1	PA: 38
2B: 3	SAC: 0	PB: 0	
3B: 0	DP: 0	SB: 0	
HR: 2	HBP: 0	CS: 0	

Batter	1	2	3	4	5	6	7	8	9	AB	R	H	RBI	BB	SO	LOB
Steve Sax, R (1, 4) OBP: 0.327, SLG: 0.367	5-3		4-3		5-3			G3-6-1 BB		3	0	0	0	1	0	0
Mike Davis, L (1, 9) OBP: 0.324, SLG: 0.295	5-3		S 1B			K		G3-6-1 1-2f		4	0	1	0	0	1	1
Danny Heep, L (1, 7) OBP: 0.471, SLG: 0.395 Jeff Hamilton, R (8, PH) OBP: 0.059, SLG: 0.063 (9, 5)	S 1B		1-2 BB			2-0 1B			F8	2 1	0 0	2 0	0 0	1 0	0 0	0 0
Pedro Guerrero, R (1, 5) OBP: 0.415, SLG: 0.463 (9, 7)	1-2 BB		F8			L8			G6-4-3 1B	3	0	1	0	1	0	3
Mike Marshall, R (1, 3) OBP: 0.327, SLG: 0.421	L6			F8		L7			G6-4-3 1-2f	4	0	0	0	0	0	4
John Shelby, S (1, 8) OBP: 0.299, SLG: 0.250		K		4-3			K		S 1B	4	0	1	0	0	2	0
Mike Scioscia, L (1, 2) OBP: 0.411, SLG: 0.402		L8		4-3			4-3		K 1-2	4	0	0	0	0	1	1
Alfredo Griffin, S (1, 6) OBP: 0.207, SLG: 0.243		6-3			6-3		1B			3	0	1	0	0	0	0
Orel Hershiser, R (1, 1) OBP: 0.056, SLG: 0.056 Mickey Hatcher, R (7, PH) OBP: 0.333, SLG: 0.444 Alejandro Pena, R (8, 1) Jesse Orosco, R (9, 1)			K		B1-3		F7			2 1 0 0	0 0 0 0	0 0 0 0	0 0 0 0	1 0 0 0	0 0 0 0	0 1 0 0
Inning Stats	R: 0 H: 1 E: 0 LOB: 2 K: 0 BB: 1 S: 15 P: 27	R: 0 H: 0 E: 0 LOB: 0 K: 1 BB: 0 S: 10 P: 16	R: 0 H: 1 E: 0 LOB: 2 K: 1 BB: 1 S: 10 P: 19	R: 0 H: 0 E: 0 LOB: 0 K: 0 BB: 0 S: 5 P: 7	R: 0 H: 0 E: 0 LOB: 0 K: 0 BB: 0 S: 6 P: 9	R: 0 H: 1 E: 0 LOB: 1 K: 1 BB: 0 S: 8 P: 13	R: 0 H: 1 E: 0 LOB: 1 K: 1 BB: 0 S: 11 P: 14	R: 0 H: 0 E: 0 LOB: 0 K: 0 BB: 1 S: 7 P: 12	R: 0 H: 2 E: 0 LOB: 1 K: 1 BB: 0 S: 11 P: 15							

PITCHER		IP	WLS	BF	H	R	ER	SO	BB	IBB	HBP	BLK	WP	HR	S	P	ERA	WHIP
John Dopson, R ERA: 2.7	(1, 1)	6.0	W	23	3	0	0	3	2	0	0	0	0	0	54	91	0.00	0.833
Joe Hesketh, L ERA: 3.24	(7, 1)	2.0		7	1	0	0	1	1	0	0	0	0	0	18	26	0.00	1.000
Tim Burke, R ERA: 2.53	(9, 1)	1.0	S	4	2	0	0	1	0	0	0	0	0	0	11	15	0.00	2.000

PITCHER	IP	WLS	BF	H	R	ER	SO	BB	IBB	HBP	BLK	WP	HR	S	P	ERA	WHIP

BOTTOM

Montreal Expos @ Los Angeles Dodgers

Dodger Stadium, Los Angeles, CA

Wed May 18 1988, 7:05 PM PDT

Att. 27,775 - Unknown - 70 F

livebaseballscorecards.com

AB	31
R	0
H	6
RBI	0
BB	3
SO	5
LOB	10

1B: 6	SF: 0	WP: 0	PA: 34
2B: 0	SAC: 0	PB: 0	
3B: 0	DP: 2	SB: 3	
HR: 0	HBP: 0	CS: 0	

Batter	1	2	3	4	5	6	7	8	9	AB	R	H	RBI	BB	SO	LOB
Herm Winningham, L (1, 8) OBP: 0.396, SLG: 0.348	F C B S 1-3 ① K		C B B X 2-1 ② 6-3		S C B S 1-3 ② K			B X 1-0 ① 6-3		4	0	0	0	0	2	1
Tim Wallach, R (1, 5) OBP: 0.291, SLG: 0.366	C B C S 1-3 ② K		X 0-0 1B		C S S 0-3 ③ K			X 0-0 G4-6-3 1B		4	0	2	0	0	2	1
Tim Raines, S (1, 7) OBP: 0.391, SLG: 0.445	B B F F C 2-3 ③ K		C X 0-1 1-2 1B			B B C F B F X 3-2 FC5-4 1B		B B X 2-0 ②③ G4-6-3 1-2f		4	0	2	0	0	1	1
Hubie Brooks, R (1, 9) OBP: 0.283, SLG: 0.381		X 0-0 S 1B FC1-2 1B	B S X 1-1 ③ F7			X 0-0 ① FC5-4 6-3 1-2f			B X 1-0 ① 5-3	4	0	1	0	0	0	3
Andres Galarraga, R (1, 3) OBP: 0.377, SLG: 0.591		C X 0-1 FC1-2 S 1-2 1B		B F X 1-1 ① 1-3		B 1 SAFE X 1-0 ② 6-3 1-2			B F S S 1-3 ② K	4	0	1	0	0	1	1
Jeff Reed, L (1, 2) OBP: 0.357, SLG: 0.347	B C B F F C 2-3 ① K 1-2 2-3			C B B F F C 2-3 ② K		S F B B B X 3-2 ③ G3			X 0-0 ③ 6-3	4	0	0	0	0	2	3
Johnny Paredes, R (1, 4) OBP: 0.291, SLG: 0.261		X 0-0 ② FC1-2 S 2-3 3-H		X 0-0 ③ 6-3			B X 1-0 ① B1-3			3	0	0	0	0	0	2
Tom Foley, L (1, 6) OBP: 0.218, SLG: 0.219	C S F B B B X 3-2 ③ G3 1-2				C C C 0-3 ① K		F S B F B F F X 2-2 ② L7			3	0	0	0	0	1	2
Dennis Martinez, R (1, 1) OBP: 0.333, SLG: 0.350 Mitch Webster, S (7, PH) OBP: 0.351, SLG: 0.325 Andy McGaffigan, R (7, 1)			F X 0-1 ① 5-3		X 0-0 2B		C F S 0-3 ③ K			2 1 0	0 0 0	1 0 0	0 0 0	0 0 0	0 1 0	0 0 0
Inning Stats	R: 0 E: 0 K: 3 S: 9 H: 0 LOB: 0 BB: 0 P: 13	R: 0 E: 0 K: 1 S: 12 H: 2 LOB: 2 BB: 0 P: 17	R: 0 E: 0 K: 0 S: 9 H: 2 LOB: 2 BB: 0 P: 12	R: 0 E: 0 K: 1 S: 7 H: 0 LOB: 0 BB: 0 P: 10	R: 0 E: 0 K: 3 S: 10 H: 1 LOB: 1 BB: 0 P: 11	R: 0 E: 0 K: 0 S: 9 H: 1 LOB: 1 BB: 0 P: 16	R: 0 E: 0 K: 1 S: 10 H: 0 LOB: 0 BB: 0 P: 13	R: 0 E: 0 K: 0 S: 3 H: 1 LOB: 0 BB: 0 P: 6	R: 0 E: 0 K: 1 S: 5 H: 0 LOB: 0 BB: 0 P: 7	1B: 6 2B: 1 3B: 0 HR: 0 SF: 0 SAC: 0 DP: 1 HBP: 0						

PITCHER		IP	WLS	BF	H	R	ER	SO	BB	IBB	HBP	BLK	WP	HR	S	P	ERA	WHIP
Tim Leary, R ERA: 2.9	(1, 1)	9.0	W	33	7	0	0	10	0	0	0	0	0	0	74	105	0.00	0.778

PITCHER		IP	WLS	BF	H	R	ER	SO	BB	IBB	HBP	BLK	WP	HR	S	P	ERA	WHIP

TOP

Montreal Expos @ Los Angeles Dodgers

Dodger Stadium, Los Angeles, CA

Thu May 19 1988, 7:05 PM PDT

Att. 25,283 - Unknown - 70 F

livebaseballscorecards.com

AB	33
R	0
H	7
RBI	0
BB	0
SO	10
LOB	14

1B: 6	SF: 0	WP: 0	PA: 33
2B: 1	SAC: 0	PB: 0	
3B: 0	DP: 1	SB: 3	
HR: 0	HBP: 0	CS: 0	

Batter	1	2	3	4	5	6	7	8	9	AB	R	H	RBI	BB	SO	LOB
Steve Sax, R (1, 4) OBP: 0.318, SLG: 0.357	F F B F C 1-3 ① K		C B 2 SAFE F X 1-2 ② 4-3 2-3		X 0-0 ① 4-3		C B X 1-1 ② G3 2-3			4	0	0	0	0	1	2
Mike Davis, L (1, 9) OBP: 0.321, SLG: 0.294	B B C C X 2-2 1B K 1B		B B C C X 2-1 ③ 2-3		B B B F C S 3-3 ② K		F S F B F B C 2-3 ③ K			4	0	1	0	0	2	2
Kirk Gibson, L (1, 7) OBP: 0.364, SLG: 0.531	B 1 SAFE S 1 SAFE B 1 SAFE F F F 2-2 X S 1-3 1B			X 0-0 E SF8 1B	F F F B X 1-2 ③ L6			F B F X 1-2 ① 4-3		4	1	2	0	0	0	0
Pedro Guerrero, R (1, 5) OBP: 0.404, SLG: 0.452 Jeff Hamilton, R (9, 5) OBP: 0.059, SLG: 0.063	1 SAFE 3 SAFE F B B S F S 2-3 ② ③ K 1-2 3-H			F B P 1 SAFE B X 3-1 ① SF8 1-H	B B C F X 2-2 ① P4			X 0-0 ② 5-3		3 0	0 0	0 0	1 0	0 0	1 0	2 0
Mike Marshall, R (1, 3) OBP: 0.338, SLG: 0.451		X 0-0 G4-6-3 1B		X 0-0 HR	F C B X 1-2 1B			F B S X 1-2 ③ F3		4	1	3	1	0	0	0
John Shelby, S (1, 8) OBP: 0.300, SLG: 0.254		B F P 1 SAFE X 2-1 ① ② G4-6-3 1-2f		S X 0-1 1B 1B	S F C 0-3 ② K					3	0	1	0	0	1	2
Mike Scioscia, L (1, 2) OBP: 0.409, SLG: 0.400		C B C X 1-2 ③ 4-3		X 0-0 1-3 1B	B X 1-0 ③ F9					3	0	1	0	0	0	1
Alfredo Griffin, S (1, 6) OBP: 0.209, SLG: 0.245			F B S B X 2-2 ① 4-3	P P B F S S X 3-2 ② P6			F B X 1-1 G3 SH3-4 1B			3	0	1	0	0	0	2
Tim Leary, R (1, 1) OBP: 0.500, SLG: 0.700			X 0-0 4-3 2B	S F B S 1-3 ③ K			X 0-0 ① SH3-4 1-2			2	0	1	0	0	1	2
Inning Stats	R: 0 E: 0 K: 2 S: 16 H: 2 LOB: 1 BB: 0 P: 23	R: 0 E: 0 K: 0 S: 7 H: 1 LOB: 0 BB: 0 P: 9	R: 0 E: 0 K: 0 S: 9 H: 1 LOB: 1 BB: 0 P: 14	R: 2 E: 1 K: 1 S: 16 H: 4 LOB: 2 BB: 0 P: 20	R: 0 E: 0 K: 1 S: 8 H: 0 LOB: 0 BB: 0 P: 12	R: 0 E: 0 K: 1 S: 10 H: 1 LOB: 1 BB: 0 P: 14	R: 0 E: 0 K: 1 S: 10 H: 1 LOB: 1 BB: 0 P: 14	R: 0 E: 0 K: 0 S: 7 H: 0 LOB: 0 BB: 0 P: 9		1B: 8 2B: 1 3B: 0 HR: 1 SF: 1 SAC: 1 DP: 1 HBP: 0						

PITCHER	IP	WLS	BF	H	R	ER	SO	BB	IBB	HBP	BLK	WP	HR	S	P	ERA	WHIP
Dennis Martinez, R (1, 1) ERA: 2.85	6.0	L	25	9	2	2	5	0	0	0	0	0	1	66	92	3.00	1.500
Andy McGaffigan, R (7, 1) ERA: 4.66	2.0		7	1	0	0	1	0	0	0	0	0	0	17	23	0.00	0.500

PITCHER	IP	WLS	BF	H	R	ER	SO	BB	IBB	HBP	BLK	WP	HR	S	P	ERA	WHIP

BOTTOM

Montreal Expos @ Los Angeles Dodgers

Dodger Stadium, Los Angeles, CA

Thu May 19 1988, 7:05 PM PDT

Att. 25,283 - Unknown - 70 F

livebaseballscorecards.com

AB	30
R	2
H	10
RBI	2
BB	0
SO	6
LOB	13

WP: 0	PA: 32		
PB: 0			
SB: 1			
CS: 0			

Batter	1	2	3	4	5	6	7	8	9	AB	R	H	RBI	BB	SO	LOB
Herm Winningham, L (1, 8) OBP: 0.368, SLG: 0.320	B F C X 1-2 6-3 ①		B X 1-0 F8 ②			B F F B B X 3-2 G3 ①		X 0-0 F9 ①		4	0	0	0	0	0	0
Tim Wallach, R (1, 5) OBP: 0.290, SLG: 0.370 Johnny Paredes, R (8, 4) OBP: 0.291, SLG: 0.261	S C X 0-2 F9 ②		C B X 1-1 4-3 ③			B B X 2-0 4-3 2B		F B X 1-1 F9 ②		4 0	0 0	1 0	0 0	0 0	0 0	0 0
Tim Raines, S (1, 7) OBP: 0.393, SLG: 0.447	C C B F B X 2-2 1B 1B			B C F F B X 2-2 6-3 ①		X 0-0 4-3 ② 2-3		F X 0-1 1B		4	0	2	0	0	0	1
Hubie Brooks, R (1, 9) OBP: 0.282, SLG: 0.377 Dave Engle, R (8, 9) OBP: 0.350, SLG: 0.294	B 1 SAFE S F X 1-2 1 SAFE 1-2 1B			C S B F F B F B F 3-2 X 1-4-3 ②		C F X 0-2 4-3 ③		B S B F X 2-2 5-3 ③		4 0	0 0	1 0	0 0	0 0	0 0	2 0
Andres Galarraga, R (1, 3) OBP: 0.377, SLG: 0.586 Graig Nettles, L (8, 3) OBP: 0.240, SLG: 0.304	B S B F X 2-2 G4 ③			C B X 1-1 1-3 ③			B C F X 1-2 WP 2B 1B		C C X 0-2 4-3 ①	3 1	1 0	1 0	0 0	0 0	0 0	2 0
Tom Foley, L (1, 4) OBP: 0.210, SLG: 0.211 (8, 5) Wallace Johnson, S (9, PH) OBP: 0.368, SLG: 0.333		B X 1-0 F7 ①			C B B C X 2-2 4-3 ①		B C F B B X 3-2 F8 ①		F X 0-1 FC4-6 1B	3 1	0 0	0 1	0 0	0 0	0 0	1 0
Nelson Santovenia, R (1, 2) OBP: 0.450, SLG: 0.375		X 0-0 G4-6-3 1B			C S X 0-2 5-3 ②		F B B X 2-1 1-H 2B		F C B X 1-2 FC4-6 2B 1-2f ②	4	0	2	1	0	0	1
Luis Rivera, R (1, 6) OBP: 0.240, SLG: 0.308		C B X 1-1 G4-6-3 ② ③ 1-2f			B F X 1-1 HR		C B B X 2-1 6-3 ②		C S B B F F F F F 2-2 X 1-3 2B	4	1	2	1	0	0	2
Bryn Smith, R (1, 1) OBP: 0.133, SLG: 0.071 Jeff Parrett, R (6, 1) Mitch Webster, S (7, PH) OBP: 0.348, SLG: 0.322 Bob McClure, R (7, 1) Jeff Reed, L (9, PH) OBP: 0.353, SLG: 0.342			F B B C S 2-3 K ①		B X 1-0 5-3 ③		S C X 0-2 3-1 ③		B F S B C 2-3 K ③	2 0 1 0 1	0 0 0 0 0	0 0 0 0 1	0 0 0 0 0	1 0 0 0 1	0 0 0 0 2	0 0 1 0 2
Inning Stats	R: 0 H: 2 E: 0 LOB: 2 K: 0 BB: 0 S: 16 P: 22	R: 0 H: 1 E: 0 LOB: 0 K: 0 BB: 0 S: 4 P: 6	R: 0 H: 0 E: 0 LOB: 0 K: 1 BB: 0 S: 6 P: 10	R: 0 H: 0 E: 0 LOB: 0 K: 0 BB: 0 S: 13 P: 19	R: 1 H: 1 E: 0 LOB: 0 K: 0 BB: 0 S: 9 P: 13	R: 0 H: 1 E: 0 LOB: 1 K: 0 BB: 0 S: 8 P: 13	R: 1 H: 2 E: 0 LOB: 1 K: 0 BB: 0 S: 13 P: 21	R: 0 H: 1 E: 0 LOB: 1 K: 0 BB: 0 S: 8 P: 11	R: 0 H: 2 E: 0 LOB: 2 K: 1 BB: 0 S: 19 P: 24	1B: 6 SF: 0 2B: 3 SAC: 0 3B: 0 DP: 1 HR: 1 HBP: 0						WP: 1 PA: 36 PB: 0 SB: 0 CS: 0

PITCHER	IP	WLS	BF	H	R	ER	SO	BB	IBB	HBP	BLK	WP	HR	S	P	ERA	WHIP
Michael LaCoss, R (1, 1) ERA: 3.21	7.0	W	27	7	2	2	1	0	0	0	0	1	1	69	104	2.57	1.000
Atlee Hammaker, L (8, 1) ERA: 3.45	1.0		4	1	0	0	0	0	0	0	0	0	0	8	11	0.00	1.000
Craig Lefferts, L (9, 1) ERA: 2.03	1.0		5	2	0	0	1	0	0	0	0	0	0	19	24	0.00	2.000

PITCHER	IP	WLS	BF	H	R	ER	SO	BB	IBB	HBP	BLK	WP	HR	S	P	ERA	WHIP

TOP

Montreal Expos @ San Francisco Giants

Candlestick Park, San Francisco, CA

Fri May 20 1988, 10:05 PM EDT

Att. 15,510 - Unknown

livebaseballscorecards.com

AB	36
R	2
H	10
RBI	2
BB	0
SO	2
LOB	12

Batter	1	2	3	4	5	6	7	8	9	AB	R	H	RBI	BB	SO	LOB
Brett Butler, L (1, 8) OBP: 0.350, SLG: 0.353	1-0 1B	0-0 4-3			1-0 S HR 1B	4-0 HR IBB		3-1 F4		4	3	2	0	1	0	1
Robby Thompson, R (1, 4) OBP: 0.366, SLG: 0.401	1-1 1B 1-2 1B	0-0 E5 5-3			1-1 F8	0-0 1-H 2-H 3-H HR		1-3 K		1	0	1	0	0	0	0
Chris Speier, R (2, 4) OBP: 0.405, SLG: 0.531										4	1	1	4	0	1	1
Will Clark, L (1, 3) OBP: 0.358, SLG: 0.517	1-3 K	1-0 F7			3-2 1-H HR	0-0 F7		1-3 K		4	1	1	2	0	1	3
Mike Aldrete, L (8, 3) OBP: 0.330, SLG: 0.321										1	0	0	0	0	1	1
Kevin Mitchell, R (1, 5) OBP: 0.349, SLG: 0.503	0-1 F8	2-2 5-3 1-2			0-0 SF9 3B	0-3 K		3-2 F9		5	1	1	0	0	1	4
Jeffrey Leonard, R (1, 7) OBP: 0.286, SLG: 0.300	1-1 1-3 2-H 1B	0-1 5-3			2-1 SF9 3-H	0-0 F8				3	0	1	2	0	0	1
Candy Maldonado, R (1, 9) OBP: 0.281, SLG: 0.395	1-0 P5		3-2 HR		2-0 5-3	3-2 HR 1B				4	2	2	1	0	0	2
Bob Melvin, R (1, 2) OBP: 0.234, SLG: 0.407		0-2 F8	1-2 1-3			0-0 SH1-4 HR 1B		3-1 1-H HR		4	2	2	2	0	0	0
Jose Uribe, S (1, 6) OBP: 0.318, SLG: 0.300	1-0 1B		1-2 F9			0-2 SH1-4 1-2 HR 1B		1-0 F8		4	1	2	0	0	0	0
Angel Escobar, S (8, 6) OBP: 0.333, SLG: 0.333										0	0	0	0	0	0	0
Michael LaCoss, R (1, 1) OBP: 0.375, SLG: 0.286	1-3 K		1-1 4-3			0-0 SH1-4 1-2 2-3		2-0 F9		2	0	0	0	0	1	1
Joel Youngblood, R (7, PH) OBP: 0.375, SLG: 0.345										1	0	0	0	0	0	0
Atlee Hammaker, S (8, 1) OBP: 0.333, SLG: 0.333										0	0	0	0	0	0	0
Craig Lefferts, L (9, 1)										0	0	0	0	0	0	0
Inning Stats	R: 1 E: 0 K: 1 S: 12 H: 3 LOB: 2 BB: 0 P: 17	R: 0 E: 0 K: 1 S: 8 H: 1 LOB: 1 BB: 0 P: 10	R: 0 E: 1 K: 0 S: 8 H: 0 LOB: 1 BB: 0 P: 10	R: 1 E: 0 K: 0 S: 14 H: 1 LOB: 0 BB: 0 P: 20	R: 3 E: 0 K: 0 S: 11 H: 3 LOB: 0 BB: 0 P: 19	R: 4 E: 0 K: 1 S: 11 H: 3 LOB: 0 BB: 1 P: 15	R: 2 E: 0 K: 0 S: 8 H: 2 LOB: 0 BB: 0 P: 17	R: 0 E: 0 K: 2 S: 11 H: 0 LOB: 1 BB: 0 P: 19		1B: 8 2B: 0 3B: 1 HR: 4	SF: 1 SAC: 1 DP: 0 HBP: 0					

PITCHER	IP	WLS	BF	H	R	ER	SO	BB	IBB	HBP	BLK	WP	HR	S	P	ERA	WHIP
Bryn Smith, R (1, 1) ERA: 3.78	5.0	L	24	8	5	5	2	0	0	0	0	0	2	53	76	9.00	1.600
Jeff Parrett, R (6, 1) ERA: 2.67	1.0		7	3	4	4	1	0	1	0	0	0	1	11	15	36.00	3.000
Bob McClure, L (7, 1) ERA: 6.75	2.0		9	2	2	2	2	0	0	0	0	0	1	19	36	9.00	1.000

PITCHER	IP	WLS	BF	H	R	ER	SO	BB	IBB	HBP	BLK	WP	HR	S	P	ERA	WHIP

BOTTOM

Montreal Expos @ San Francisco Giants

Candlestick Park, San Francisco, CA

Fri May 20 1988, 10:05 PM EDT
Att. 15,510 - Unknown

livebaseballscorecards.com

AB	37
R	11
H	13
RBI	11
BB	1
SO	5
LOB	14

WP: 0	PB: 1	SB: 1	CS: 0
PA: 40			

Batter	1	2	3	4	5	6	7	8	9	AB	R	H	RBI	BB	SO	LOB
Mitch Webster, S (1, 8) OBP: 0.357, SLG: 0.333	1B		3-1		G6-4-3		6-3		E S	5	0	3	0	0	0	2
Tim Wallach, R (1, 5) OBP: 0.288, SLG: 0.364	P8		F7		G6-4-3		K		K	5	0	1	1	0	1	3
Tim Raines, S (1, 7) OBP: 0.396, SLG: 0.455	SAFE SAFE G6-4-3			2B	F8		K			4	1	2	0	0	1	2
Hubie Brooks, R (1, 9) OBP: 0.281, SLG: 0.380	G6-4-3			1B		6-3		K		4	1	1	1	0	1	2
Andres Galarraga, R (1, 3) OBP: 0.380, SLG: 0.603		F9		1B		F3		HR		4	2	2	1	0	0	0
Jeff Reed, L (1, 2) OBP: 0.348, SLG: 0.338		6-3		2H 3-H 1B		F8		K		4	0	1	2	0	1	0
Johnny Paredes, R (1, 4) OBP: 0.301, SLG: 0.264		1B	SAFE SAFE F8				CS 1B HBP	4-3		3	1	1	0	0	0	1
Luis Rivera, R (1, 6) OBP: 0.230, SLG: 0.295		P9	SAFE F8				5-3 1-3		K	4	0	0	0	0	1	3
Floyd Youmans, R (1, 1) OBP: 0.133, SLG: 0.143			K				6-3 1B 3-H		5-3	4	1	1	1	0	2	1
Inning Stats	R: 0 E: 0 K: 0 S: 8 H: 2 LOB: 1 BB: 0 P: 13	R: 0 E: 0 K: 0 S: 8 H: 1 LOB: 1 BB: 0 P: 10	R: 0 E: 0 K: 1 S: 7 H: 0 LOB: 0 BB: 0 P: 10	R: 3 E: 0 K: 1 S: 15 H: 4 LOB: 1 BB: 0 P: 22	R: 0 E: 0 K: 0 S: 3 H: 1 LOB: 0 BB: 0 P: 4	R: 0 E: 0 K: 0 S: 9 H: 0 LOB: 0 BB: 0 P: 16	R: 2 E: 0 K: 1 S: 17 H: 2 LOB: 2 BB: 0 P: 21	R: 1 E: 0 K: 2 S: 12 H: 1 LOB: 0 BB: 0 P: 18	R: 0 E: 0 K: 2 S: 13 H: 1 LOB: 1 BB: 0 P: 18	1B: 9 2B: 2 3B: 0 HR: 1 SF: 0 SAC: 0 DP: 2 HBP: 1						

PITCHER		IP	WLS	BF	H	R	ER	SO	BB	IBB	HBP	BLK	WP	HR	S	P	ERA	WHIP
Rick Reuschel, R ERA: 2.92	(1, 1)	6.0	L	24	8	3	3	2	0	0	0	0	0	0	50	75	4.50	1.333
Don Robinson, R ERA: 2.3	(7, 1)	2.0		10	3	3	1	3	0	0	1	0	0	1	29	39	4.50	1.500
Randy Bockus, R ERA:	(9, 1)	1.0		4	1	0	0	2	0	0	0	0	0	0	13	18	0.00	1.000

PITCHER	IP	WLS	BF	H	R	ER	SO	BB	IBB	HBP	BLK	WP	HR	S	P	ERA	WHIP

TOP

Montreal Expos @ San Francisco Giants

Candlestick Park, San Francisco, CA

Sat May 21 1988, 6:33 AM EDT

Att. 31,510 - Unknown

livebaseballscorecards.com

AB	37
R	6
H	12
RBI	6
BB	0
SO	7
LOB	14

Batter	1	2	3	4	5	6	7	8	9	AB	R	H	RBI	BB	SO	LOB
Brett Butler, L (1, 8) OBP: 0.343, SLG: 0.344	C C X 0-2 ① 4-3		X 0-0 ③ G3			C B F F F S 1-3 ③ K			C B B X 2-1 ① F4	4	0	0	0	0	1	0
Chris Speier, R (1, 4) OBP: 0.390, SLG: 0.500	C B X 1-1 ② 4-3			C B B F X 2-2 ① 4-3			B C B X 2-1 1B		C B F F B C 2-3 ② K	4	0	1	0	0	1	0
Will Clark, L (1, 3) OBP: 0.350, SLG: 0.503	B C B X 2-1 ③ P8			S F S 0-3 ② K			X 0-0 ① F8		B S B F F X 2-2 ③ F5	4	0	0	0	0	1	1
Kevin Mitchell, R (1, 5) OBP: 0.343, SLG: 0.493		B F S S 1-3 ① K		C X 0-1 ③ 1-3			C F B C 1-3 ② K			3	0	0	0	0	2	1
Jeffrey Leonard, R (1, 7) OBP: 0.279, SLG: 0.292		B F B C S 2-3 ② K			B X 1-0 ① F9		B C X 1-1 ③ F4			3	0	0	0	0	1	1
Candy Maldonado, R (1, 9) OBP: 0.282, SLG: 0.393		B F F X 1-2 1B			B B X 2-0 ② P6			B C B X 2-1 ① F4		3	0	1	0	0	0	0
Bob Melvin, R (1, 2) OBP: 0.237, SLG: 0.398		B 1 SAFE S X 1-1 ③ F8			S S X 0-2 ③ L8			B B B B 4-0 FC4-6 BB		2	0	0	0	1	0	1
Jose Uribe, S (1, 6) OBP: 0.312, SLG: 0.294			B X 1-0 ① P6			C C B F F X 1-2 ① F2		F B C X 1-2 ② FC4-6 1-2f		3	0	0	0	0	0	1
Rick Reuschel, R (1, 1) OBP: 0.045, SLG: 0.045			B X 1-0 ② F2			C B F B S 2-3 ② K		C B F F F X 1-2 ③ F4		1	0	0	0	0	0	0
Mike Aldrete, L (6, PH) OBP: 0.326, SLG: 0.316										1	0	0	0	0	1	0
Don Robinson, R (7, 1)										0	0	0	0	0	0	0
Harry Spilman, L (8, PH) OBP: 0.200, SLG: 0.077										1	0	0	0	0	0	1
Randy Bockus, L (9, 1)										0	0	0	0	0	0	0
Inning Stats	R: 0 E: 0 K: 0 S: 7 H: 0 LOB: 0 BB: 0 P: 10	R: 0 E: 0 K: 2 S: 11 H: 1 LOB: 1 BB: 0 P: 16	R: 0 E: 0 K: 0 S: 3 H: 0 LOB: 0 BB: 0 P: 5	R: 0 E: 0 K: 1 S: 8 H: 0 LOB: 0 BB: 0 P: 10	R: 0 E: 0 K: 0 S: 5 H: 0 LOB: 0 BB: 0 P: 8	R: 0 E: 0 K: 2 S: 13 H: 0 LOB: 0 BB: 0 P: 17	R: 0 E: 0 K: 1 S: 8 H: 1 LOB: 1 BB: 0 P: 12	R: 0 E: 0 K: 0 S: 10 H: 0 LOB: 1 BB: 1 P: 18	R: 0 E: 0 K: 1 S: 10 H: 0 LOB: 0 BB: 0 P: 16	1B: 2 2B: 0 3B: 0 HR: 0 SF: 0 SAC: 0 DP: 0 HBP: 0						

PITCHER	IP	WLS	BF	H	R	ER	SO	BB	IBB	HBP	BLK	WP	HR	S	P	ERA	WHIP
Floyd Youmans, R (1, 1) ERA: 4.06	9.0	W	30	2	0	0	7	1	0	0	0	0	0	75	112	0.00	0.333

PITCHER	IP	WLS	BF	H	R	ER	SO	BB	IBB	HBP	BLK	WP	HR	S	P	ERA	WHIP

BOTTOM

Montreal Expos @ San Francisco Giants

Candlestick Park, San Francisco, CA

Sat May 21 1988, 6:33 AM EDT

Att. 31,510 - Unknown

livebaseballscorecards.com

AB	29
R	0
H	2
RBI	0
BB	1
SO	7
LOB	6

Batter	1	2	3	4	5	6	7	8	9	AB	R	H	RBI	BB	SO	LOB
Mitch Webster, S (1, 8) OBP: 0.354, SLG: 0.325	F F B F F S 1-3 ① K		F S B S 1-3 ③ K			C X 0-1 E3 BB		B B B 4-0 4-3 HR BB		3	1	0	0	1	2	0
Tim Wallach, R (1, 5) OBP: 0.280, SLG: 0.355	F B F B F B S 3-3 ② K			F B F F S 1-3 ① K		X 0-0 ② F9		S S F B F F X 1-2 ① F4		4	0	0	0	0	2	2
Tim Raines, S (1, 7) OBP: 0.398, SLG: 0.449	B B B C B 4-1 BB			X 0-0 ② F9		B B B C B 4-1 1-2 BB		C B B F F X 2-2 ② 4-3 1-2		2	0	0	0	2	0	1
Hubie Brooks, R (1, 9) OBP: 0.287, SLG: 0.401	1 SAFE S 1 SAFE X 0-1 ③ F9			C F X 0-2 FC6-4 1B		F X 0-1 ③ F8		X 0-0 2-H HR		4	1	2	2	0	0	3
Andres Galarraga, R (1, 3) OBP: 0.371, SLG: 0.588 Tim Burke, R (8, 1)		B B C F S 2-3 ① K		B F X 1-1 ③ FC6-4 1-2f			C X 0-1 ① F9	B B F X 2-1 ③ F8		4 0	0 0	0 0	0 0	0 0	1 0	1 0
Jeff Reed, L (1, 2) OBP: 0.344, SLG: 0.333		B C X 1-1 ② F8			B F B F B X 3-2 ① 6-3		B B B C X 3-1 2B 1B		B B B X 3-0 ① F7	4	0	1	0	0	0	0
Johnny Paredes, R (1, 4) OBP: 0.291, SLG: 0.253 Tom Foley, L (9, PH) OBP: 0.207, SLG: 0.208		F S S 0-3 ③ K			B F B B F X 3-2 ② L6		C S S X 0-2 ② P6		C F S 0-3 ② K	3 1	0 0	0 0	0 0	0 0	1 1	1 0
Luis Rivera, R (1, 6) OBP: 0.231, SLG: 0.303			B F F F B X 2-2 ① 1-3		X 0-0 ③ P6		C F B X 1-2 1-3 2B		F X 0-1 ③ 1-3	4	0	1	0	0	0	0
Neal Heaton, L (1, 1) OBP: 0.182, SLG: 0.182 Herm Winningham, L (6, PH) OBP: 0.352, SLG: 0.314 Andy McGaffigan, R (6, 1) Graig Nettles, L (7, PH) OBP: 0.231, SLG: 0.292 Joe Hesketh, R (7, 1) Jeff Parrett, R (7, 1) Wallace Johnson, S (8, 3) OBP: 0.368, SLG: 0.333			B B C C X 2-2 ② 1-3			C B F X 1-2 ① G3	B B C B F X 3-2 ③ F9			1 1 0 1 0 0 0	0 0 0 0 0 0 0	0 0 0 0 0 0 0	0 0 0 0 0 0 0	0 0 0 0 0 0 0	0 0 0 2 0 0 0	0 0 0 0 0 0 0

TOP

Montreal Expos @ San Francisco Giants

Candlestick Park, San Francisco, CA

Sun May 22 1988, 6:33 AM EDT

Att. 28,831 - Unknown

livebaseballscorecards.com

	AB	R	H	RBI	BB	SO	LOB
	32	2	4	2	3	7	10

Inning Stats	1	2	3	4	5	6	7	8	9
R:	0	0	0	0	0	0	0	2	0
E:	0	0	0	0	0	1	0	0	0
K:	2	2	1	1	0	0	0	0	1
S:	13	8	10	10	7	9	13	13	6
H:	0	0	0	1	0	0	2	1	0
LOB:	1	0	0	1	0	2	0	0	0
BB:	1	0	0	0	0	1	0	1	0
P:	21	11	15	12	13	14	20	22	9

	1B	2B	3B	HR	SF	SAC	DP	HBP	WP	PB	SB	CS	PA
	2	1	0	1	0	0	0	0	0	0	0	0	35

PITCHER		IP	WLS	BF	H	R	ER	SO	BB	IBB	HBP	BLK	WP	HR	S	P	ERA	WHIP
Kelly Downs, R ERA: 3.42	(1, 1)	8.0	W	32	4	2	2	6	3	0	0	0	0	1	83	128	2.25	0.875
Scott Garrelts, R ERA: 3.21	(9, 1)	1.0		3	0	0	0	1	0	0	0	0	0	0	6	9	0.00	0.000

PITCHER	IP	WLS	BF	H	R	ER	SO	BB	IBB	HBP	BLK	WP	HR	S	P	ERA	WHIP

BOTTOM

Batter	1	2	3	4	5	6	7	8	9	AB	R	H	RBI	BB	SO	LOB
Brett Butler, L (1, 8) OBP: 0.346, SLG: 0.340	X 0-0 ① B3	B B B C F B 4-2 F9 BLK BB		C B F F B X 2-2 ③ P6			B B B C F B 4-2 S S 1B BB	B 1-0 ③ CS 1-2		2	1	0	0	2	0	0
Chris Speier, R (1, 4) OBP: 0.378, SLG: 0.462	B B B C B 4-1 E 1B BB	1 SAFE 1 SAFE 1 SAFE 2 SAFE C B 2 X SAFE 1-1 ② F9 1-3			C B C X 1-2 ① 5-3		1 SAFE 1 SAFE B 1 SAFE S F P S 1-3 ① K 1-2			3	1	0	0	1	1	2
Will Clark, L (1, 3) OBP: 0.353, SLG: 0.522	B X 1-0 ② P8	B B B X 3-0 ③ G3			S X 0-1 HR		B B C S X 2-2 WP 6-3 2-H 1B			4	1	2	2	0	0	2
Kevin Mitchell, R (1, 5) OBP: 0.341, SLG: 0.484	B 1 SAFE C B B B 4-1 1B 1-2 1B BB		B B F B T X 3-2 ① F9		B C X 1-1 ② F8		X 0-0 ② 6-3 1-2			3	1	0	0	1	0	1
Jeffrey Leonard, R (1, 7) OBP: 0.294, SLG: 0.333	B B F F X 2-2 1B 1-2 2-H 2B 1B		B B F B X 2-1 3B		X 0-0 2B		B B X 2-0 ③ 6-3 2-3			4	1	3	1	0	0	1
Candy Maldonado, R (1, 9) OBP: 0.287, SLG: 0.392	X 0-0 2B 1-2 2-H 1B		F H 1-1 L3 HBP		C F X 0-2 ③ 3-1			C B B F X 2-2 ① F8		3	1	1	1	0	0	1
Bob Melvin, R (1, 2) OBP: 0.238, SLG: 0.402	B B B F F X 3-2 1-H 2-H 2B		X 0-0 ②③ L3 1-2			C F X 0-2 ① F8		C X 0-1 ② F9		4	0	1	2	0	0	2
Jose Uribe, S (1, 6) OBP: 0.311, SLG: 0.313	F B X 1-1 ③ 5-3			B F C X 1-2 ① 5-3		B F C B X 2-2 ② P6		B S X 1-1 HR		4	1	1	1	0	0	1
Kelly Downs, R (1, 1) OBP: 0.071, SLG: 0.071 Mike Aldrete, L (8, PH) OBP: 0.333, SLG: 0.325 Scott Garrelts, R (9, 1)		C F B S 1-3 ① K		S F S 0-3 ② K		S B S F S 1-3 ③ K		C B F X 1-2 CS 1B		3 1 0	0 0 0	0 1 0	0 0 0	0 0 0	3 0 0	0 0 0
Inning Stats	R: 4 H: 3 E: 1 LOB: 1 K: 0 BB: 2 S: 13 P: 28	R: 0 H: 0 E: 0 LOB: 1 K: 1 BB: 1 S: 8 P: 17	R: 0 H: 1 E: 0 LOB: 1 K: 0 BB: 0 S: 7 P: 13	R: 0 H: 0 E: 0 LOB: 0 K: 1 BB: 0 S: 10 P: 13	R: 1 H: 2 E: 0 LOB: 1 K: 0 BB: 0 S: 11 P: 13	R: 0 H: 0 E: 0 LOB: 0 K: 1 BB: 0 S: 10 P: 13	R: 1 H: 1 E: 0 LOB: 1 K: 1 BB: 1 S: 11 P: 20	R: 1 H: 2 E: 0 LOB: 0 K: 0 BB: 0 S: 10 P: 15		1B: 4 SF: 0 2B: 3 SAC: 0 3B: 1 DP: 1 HR: 2 HBP: 1						

PITCHER		IP	WLS	BF	H	R	ER	SO	BB	IBB	HBP	BLK	WP	HR	S	P	ERA	WHIP
Neal Heaton, L ERA: 6.11	(1, 1)	5.0	L	24	6	5	5	2	3	0	1	1	0	1	49	84	9.00	1.800
Andy McGaffigan, R ERA: 4.5	(6, 1)	1.0		3	0	0	0	1	0	0	0	0	0	0	10	13	0.00	0.000
Joe Hesketh, L ERA: 4.0	(7, 1)	0.2		4	1	1	1	1	1	0	0	0	0	0	10	17	13.50	3.000
Jeff Parrett, R ERA: 2.63	(7, 1)	0.1		1	0	0	0	0	0	0	0	0	1	0	1	3	0.00	0.000
Tim Burke, R ERA: 2.82	(8, 1)	1.0		4	2	1	1	0	0	0	0	0	0	1	10	15	9.00	2.000

PITCHER	IP	WLS	BF	H	R	ER	SO	BB	IBB	HBP	BLK	WP	HR	S	P	ERA	WHIP

Montreal Expos @ San Francisco Giants

Candlestick Park, San Francisco, CA

Sun May 22 1988, 6:33 AM EDT

Att. 28,831 - Unknown

livebaseballscorecards.com

AB	31
R	7
H	9
RBI	7
BB	4
SO	4
LOB	10

1B: 4	SF: 0	WP: 1	PA: 37
2B: 3	SAC: 0	PB: 0	
3B: 1	DP: 1	SB: 2	
HR: 2	HBP: 1	CS: 1	

Batter	1	2	3	4	5	6	7	8	9	10	11	12	13	AB	R	H	RBI	BB	SO	LOB
Dickie Thon, R OBP: 0.338, SLG: 0.319 (1, 6)	B C F X 1-2 PB SH3 1B		C B B X 2-1 S 1B		X 0-0 6-3 ①		B S X 1-1 L3 ③			X 0-0 G4-6-3 ② ③ 1-2f		X 0-0 SF7 ② 3-H		5	1	2	1	0	0	1
Mark Grant, R (12, 1)														0	0	0	0	0	0	0
Mark Parent, R OBP: 0.192, SLG: 0.200 (13, 2)														0	0	0	0	0	0	0
Roberto Alomar, S (1, 4) OBP: 0.273, SLG: 0.352	S X 0-1 SH3 ① 1-2		1 SAFE 1 SAFE X 0-0 F7 ②		C B C X 1-2 6-3 ②			B C X 1-1 L3-6 SH5-3 1B			B B C X 2-1 HR	B F B X 2-1 P5 ③		5	1	2	1	0	0	3
John Kruk, L (1, 3) OBP: 0.403, SLG: 0.457	B B B 4-0 K2 2-3 BB		B B C B C B 4-2 1B 1-2 BB		C S B B B X 3-2 F7 ③			L X 0-1 SH5-3 ① 1-2			C X 0-1 4-3 ①		B B S T X 2-2 6-3 ①	3	0	0	0	2	0	0
Randy Ready, R (1, 5) OBP: 0.381, SLG: 0.430 (11, 7)	C B F T F B F S 2-3 K2 ② ③ 1-2f		B C F X 1-2 FC5-4 1-3 2-H 1B			C B S T X 1-2 6-3 ①		B C S B B F R X 2-2 L3-6 ② ③ 2-3			B B F B B X 3-1 F2 ②		B B C B B 4-1 FC6-4 BB	5	0	1	1	1	1	3
Keith Moreland, R (1, 7) OBP: 0.315, SLG: 0.331		C B X 1-2 1B	B X 1-0 FC5-4 ③ 1-2f			X 0-0 6-3 ②			X 0-0 6-3 ①		B B X 2-0 P9 ③		B X 1-0 FC6-4 ② 1-2f HR	3	0	1	0	0	0	2
Shawn Abner, R OBP: 0.235, SLG: 0.304 (8, 9)														2	0	0	0	0	0	0
Dave Leiper, L (11, 1)														0	0	0	0	0	0	0
Garry Templeton, S OBP: 0.223, SLG: 0.237 (12, 6)														1	1	0	0	0	0	1
Marvell Wynne, L (1, 8) OBP: 0.368, SLG: 0.717		C C B S 1-3 K ①		B X 1-0 G3 ①		X 0-0 HR			B B F B B 4-1 CS BB			C S X 0-2 E5 1B SF7	C X 0-1 HR 2-H	5	3	2	3	1	1	1
(8, 7)																				
(11, 9)																				
Benito Santiago, R OBP: 0.231, SLG: 0.333 (1, 2)		C X 0-1 F8 ②		B B F X 2-1 1B		B X 1-0 6-3 ③			1 SAFE 1 SAFE 1 SAFE 1 SAFE S 1 SAFE 1 SAFE B P 3-3 K ② ③ 1-2			L 2 SAFE B S P 2 SAFE F 2 SAFE X 2-2 HBP 2-3 1B	X 0-0 F8 ③	6	0	2	0	0	1	2
Candy Sierra, R (13, 1)														0	0	0	0	0	0	0
Shane Mack, R OBP: 0.268, SLG: 0.231 (1, 9)		X 0-0 5-3 ③		P X 1-0 P8 ②			B S B X 2-1 1-3 ①			F B C T C 1-3 K		X 0-0 B1 ①		5	0	0	0	0	1	4
(8, 8)																				
Jimmy Jones, R (1, 1)			C B F F B B X 3-2 5-3 ①	B S X 1-1 5-3 ③			X 0-0 6-3 ②			B C B F B F X 3-2 G4-6-3 1B		F B B B F H 4-2 1-2 HBP		3	0	0	0	0	0	1
Mark Davis, L (7, 1)														0	0	0	0	0	0	0
Lance McCullers, S (8, 1)														0	0	0	0	0	0	0
Carmelo Martinez, R OBP: 0.299, SLG: 0.299 (10, PH)														1	0	1	0	0	0	0
Greg Booker, R (10, 1)														0	0	0	0	0	0	0
Chris Brown, R OBP: 0.317, SLG: 0.311 (11, S)														0	0	0	0	0	0	0
Inning Stats	R: 0 E: 0 K: 1 S: 11 H: 1 LOB: 2 BB: 1 P: 18	R: 0 E: 0 K: 1 S: 9 H: 1 LOB: 1 BB: 0 P: 11	R: 1 E: 0 K: 0 S: 13 H: 2 LOB: 2 BB: 1 P: 24	R: 0 E: 0 K: 0 S: 7 H: 1 LOB: 1 BB: 0 P: 11	R: 0 E: 0 K: 0 S: 7 H: 0 LOB: 0 BB: 0 P: 11	R: 1 E: 0 K: 0 S: 7 H: 1 LOB: 0 BB: 0 P: 9	R: 0 E: 0 K: 0 S: 5 H: 0 LOB: 0 BB: 0 P: 8	R: 0 E: 0 K: 0 S: 9 H: 1 LOB: 0 BB: 0 P: 12	R: 0 E: 0 K: 1 S: 7 H: 0 LOB: 0 BB: 1 P: 13	R: 0 E: 0 K: 1 S: 9 H: 1 LOB: 0 BB: 0 P: 13	R: 1 E: 0 K: 0 S: 7 H: 1 LOB: 0 BB: 0 P: 14	R: 1 E: 1 K: 0 S: 14 H: 1 LOB: 2 BB: 0 P: 21	R: 2 E: 1 K: 0 S: 8 H: 1 LOB: 0 BB: 1 P: 15	1B: 8 2B: 2 3B: 0 HR: 3	SF: 1 SAC: 2 DP: 3 HBP: 1	WP: 0 PB: 1 SB: 1 CS: 1	PA: 52		

PITCHER		IP	WLS	BF	H	R	ER	SO	BB	IBB	HBP	BLK	WP	HR	S	P	ERA	WHIP
John Dopson, R ERA: 2.66	(1, 1)	7.0		28	6	2	2	2	2	0	0	0	0	1	59	92	2.57	1.143
Joe Hesketh, L ERA: 3.86	(8, 1)	0.1		2	1	0	0	0	0	0	0	0	0	0	4	5	0.00	3.000
Jeff Parrett, R ERA: 2.4	(8, 1)	2.2		7	1	0	0	2	1	0	0	0	0	0	21	33	0.00	0.750
Tim Burke, R ERA: 3.09	(11, 1)	1.0		4	1	1	1	0	0	0	0	0	0	1	7	14	9.00	1.000
Andy McGaffigan, R ERA: 4.78	(12, 1)	2.0	W	11	2	3	2	0	1	0	1	0	0	1	22	36	9.00	1.500

PITCHER	IP	WLS	BF	H	R	ER	SO	BB	IBB	HBP	BLK	WP	HR	S	P	ERA	WHIP

TOP

San Diego Padres @ Montreal Expos

Olympic Stadium, Montreal, QB

Tue May 24 1988, 7:05 PM EDT

Att. 14,234 - Dome - 75 F

livebaseballscorecards.com

AB	44
R	6
H	11
RBI	6
BB	4
SO	4
LOB	18

San Diego Padres @ Montreal Expos

Olympic Stadium, Montreal, QB

Tue May 24 1988, 7:05 PM EDT

Att. 14,234 - Dome - 75 F

livebaseballscorecards.com

BOTTOM

Batter	1	2	3	4	5	6	7	8	9	10	11	12	13	AB	R	H	RBI	BB	SO	LOB
Tim Raines, S (1, 7) OBP: 0.409, SLG: 0.457	F8		S 1B		2-3 1B			F7		SH5-3 IBB		WP SH1-4 1B 1B	1B 1B 3-H	6	2	4	1	1	0	0
Mitch Webster, S (1, 8) OBP: 0.369, SLG: 0.339	BB		4-3 1-2			2B 1B		1B 1B		SH5-3 1-2 2-3		SH1-4 1-2	1B 1-3 2-H	4	1	3	1	1	0	1
Hubie Brooks, R (1, 9) OBP: 0.298, SLG: 0.410	K			6-3		F9 FC6-2 1-H 2B		G6-4-3 1-2 1B		IBB		F8	2-3 3-H 1B	6	0	3	2	1	1	2
Tim Wallach, R (1, 5) OBP: 0.282, SLG: 0.360	P9			4-3 2B		F9 2-3		G6-4-3 1-2f		G5-2-3 3-H		2-H 1B		6	0	2	1	0	0	7
Andres Galarraga, R (1, 3) OBP: 0.364, SLG: 0.590		K		4-3 2-3		FC6-2 3-H			HR		E5 1B	F9		6	2	1	1	0	1	3
Tom Foley, L (1, 4) OBP: 0.205, SLG: 0.205		4-3		1-3		4-3			K		0-1 SH1-4 2-H 1B		P6	6	0	1	1	0	1	2
Nelson Santovenia, R (1, 2) OBP: 0.400, SLG: 0.381		F8			4-3		L5		K			SH1-4 1-2	2B	5	1	1	0	0	1	0
Luis Rivera, R (1, 6) OBP: 0.255, SLG: 0.324			3-1				G5-4-3 1B		5-3		2-H 1B		2-3 1B	6	1	4	0	0	0	0
John Dopson, L (1, ?) Herm Winningham, L (7 PA) Dave Engle, R (7 PA) Joe Hesketh, R (6, ?) Jeff Parrett, R (4, ?) Wallace Johnson, S (30 PA) Tim Burke, R (7, ?) Greg Norton, L (10 PA) Andy McGaffigan, R (10, ?) Jeff Reed, L (15 PA)			4-3		SH5-4 1-2		G5-4-3 1-2f			G5-2-3 SH5-3 2B	4-3		K							
Inning Stats	R: 0 E: 0 K: 1 S: 12 H: 0 LOB: 1 BB: 1 P: 19	R: 0 E: 0 K: 1 S: 11 H: 0 LOB: 0 BB: 0 P: 18	R: 0 E: 0 K: 0 S: 7 H: 1 LOB: 1 BB: 0 P: 10	R: 0 E: 0 K: 0 S: 6 H: 1 LOB: 1 BB: 0 P: 12	R: 0 E: 0 K: 0 S: 12 H: 2 LOB: 2 BB: 0 P: 16	R: 1 E: 0 K: 0 S: 11 H: 2 LOB: 1 BB: 0 P: 15	R: 0 E: 0 K: 0 S: 5 H: 1 LOB: 0 BB: 0 P: 6	R: 0 E: 0 K: 0 S: 7 H: 2 LOB: 1 BB: 0 P: 11	R: 1 E: 0 K: 2 S: 10 H: 1 LOB: 0 BB: 0 P: 16	R: 0 E: 0 K: 0 S: 5 H: 1 LOB: 2 BB: 2 P: 17	R: 1 E: 1 K: 0 S: 10 H: 2 LOB: 1 BB: 0 P: 15	R: 1 E: 0 K: 0 S: 9 H: 2 LOB: 1 BB: 0 P: 11	R: 3 E: 0 K: 1 S: 16 H: 5 LOB: 2 BB: 0 P: 26	1B: 15 2B: 4 3B: 0 HR: 1 SF: 0 SAC: 4 DP: 3 HBP: 0						

WP: 1 PB: 0 SB: 1 CS: 0 PA: 57

PITCHER		IP	WLS	BF	H	R	ER	SO	BB	IBB	HBP	BLK	WP	HR	S	P	ERA	WHIP
Jimmy Jones, R ERA: 2.93	(1, 1)	6.1		26	7	1	1	2	1	0	0	0	0	0	62	94	1.42	1.263
Mark Davis, L ERA: 1.99	(7, 1)	1.0		4	2	0	0	0	0	0	0	0	0	0	8	12	0.00	2.000
Lance McCullers, R ERA: 2.9	(8, 1)	1.2		5	1	1	1	2	0	0	0	0	0	1	11	17	5.40	0.600
Greg Booker, R ERA: 2.66	(10, 1)	1.2		9	3	1	0	0	0	2	0	0	0	0	12	26	0.00	1.800
Dave Leiper, L ERA: 1.69	(11, 1)	0.2		3	1	1	1	0	0	0	0	0	0	0	6	9	13.50	1.500

PITCHER		IP	WLS	BF	H	R	ER	SO	BB	IBB	HBP	BLK	WP	HR	S	P	ERA	WHIP
Mark Grant, R ERA: 4.09	(12, 1)	1.0		6	3	2	2	0	0	0	0	0	1	0	13	22	18.00	3.000
Candy Sierra, R ERA: 6.86	(13, 1)	0.1	L	4	3	1	1	1	0	0	0	0	0	0	9	12	27.00	9.000

AB	50
R	7
H	20
RBI	7
BB	3
SO	5
LOB	19

Batter	1	2	3	4	5	6	7	8	9	AB	R	H	RBI	BB	SO	LOB
Dickie Thon, R (1, 6) OBP: 0.329, SLG: 0.311	BB, 1B 1-1 1B	E6 1-1 2-H		G1 1-0 1-2		F7 0-2 ②			L8 2-2 ②	5	0	1	0	0	0	3
Roberto Alomar, S (1, 4) OBP: 0.271, SLG: 0.346	SAFE L4 1-0 ①	P6 2-2 ③		1B 1-0		FC4-6 0-0 ③ 1-2f			F8 2-2 ③	5	0	1	0	0	0	4
John Kruk, L (1, 3) OBP: 0.398, SLG: 0.450	BB 1-1 1-2 1B	6-3 3-2 ①	K 1-3 ③				4-3 2-2 ①			4	0	1	0	0	1	2
Randy Ready, R (1, 5) OBP: 0.370, SLG: 0.415	K 1-3 ②	K 3-3 ②			F9 1-2 ①		F7 2-0 ②			4	0	0	0	0	2	2
Keith Moreland, R (1, 7) OBP: 0.320, SLG: 0.338	FC5-4 4-0 1-2 2-3 BB	1B 2B 2-0			F9 2-0 ②		5-3 0-1 ③			3	1	1	0	1	0	0
Marvell Wynne, L (1, 8) OBP: 0.361, SLG: 0.688	FC5-4 2-1 ③ 1-2f	FC6-4 0-1 2-H 1B			L9 3-1 ③			4-1 0-2 ①		4	0	1	1	0	0	3
Benito Santiago, R (1, 2) OBP: 0.231, SLG: 0.338		E 2B 1-2	FC6-4 0-0 ③ 1-2f			P9 0-0 ①		P3 0-1 ②		4	1	1	0	0	0	1
Shane Mack, R (1, 9) OBP: 0.283, SLG: 0.236		L4 0-0 ①		FC1-6 2-0 HBP		1B 3-2		3-1 2-1 ③		3	0	1	0	0	0	1
Ed Whitson, R (1, 1) OBP: 0.077, SLG: 0.077 Tim Flannery, L (6, PH) OBP: 0.294, SLG: 0.294 Greg Booker, R (6, 1) Garry Templeton, S (9, PH) OBP: 0.221, SLG: 0.235		K 0-3 ②		FC1-6 0-0 ① G1 1-2f		FC4-6 0-0 1-2 1B			K2-3 1-3 ①	2 1 0 1	0 0 0 0	0 1 0 0	0 0 0 0	0 0 0 0	1 0 0 1	2 0 0 0
Inning Stats	R: 0 E: 0 K: 1 S: 10 H: 2 LOB: 3 BB: 1 P: 20	R: 1 E: 1 K: 1 S: 13 H: 1 LOB: 1 BB: 0 P: 17	R: 1 E: 0 K: 1 S: 11 H: 2 LOB: 1 BB: 0 P: 19	R: 0 E: 0 K: 1 S: 6 H: 1 LOB: 2 BB: 0 P: 11	R: 0 E: 0 K: 0 S: 6 H: 0 LOB: 0 BB: 0 P: 12	R: 0 E: 0 K: 0 S: 12 H: 2 LOB: 2 BB: 0 P: 15	R: 0 E: 0 K: 0 S: 6 H: 0 LOB: 0 BB: 0 P: 10	R: 0 E: 0 K: 0 S: 7 H: 0 LOB: 0 BB: 0 P: 9	R: 0 E: 0 K: 1 S: 9 H: 0 LOB: 0 BB: 0 P: 14	1B: 6 2B: 2 3B: 0 HR: 0 SF: 0 SAC: 0 DP: 0 HBP: 1						

PITCHER	IP	WLS	BF	H	R	ER	SO	BB	IBB	HBP	BLK	WP	HR	S	P	ERA	WHIP
Dennis Martinez, R (1, 1) ERA: 2.61	9.0	W	38	8	2	1	5	1	0	1	0	0	0	80	127	1.00	1.000

PITCHER	IP	WLS	BF	H	R	ER	SO	BB	IBB	HBP	BLK	WP	HR	S	P	ERA	WHIP

TOP

San Diego Padres @ Montreal Expos

Olympic Stadium, Montreal, QB

Wed May 25 1988, 7:05 PM EDT

Att. 10,586 - Dome - 73 F

livebaseballscorecards.com

AB	36
R	2
H	8
RBI	1
BB	1
SO	5
LOB	18

WP: 0 PB: 0 SB: 0 CS: 0 PA: 38

Batter	1	2	3	4	5	6	7	8	9	AB	R	H	RBI	BB	SO	LOB
Tim Raines, S (1, 7) OBP: 0.406, SLG: 0.452	C B B B F X 3-2 ① F7		B B X 2-0 ① G3		X 0-0 1B WP 1B		B B B C X 3-1 ① 6-3			4	1	1	0	0	0	0
Mitch Webster, S (1, 8) OBP: 0.373, SLG: 0.338	B B B C B 4-1 BLK 3B BB		C C X 0-2 ② P7		1 SAFE X 0-0 WP 1-3 SF7 1B		B X 1-0 ② P3			3	2	1	0	1	0	0
Hubie Brooks, R (1, 9) OBP: 0.291, SLG: 0.401	1 SAFE 1 SAFE C B F X 1-2 ② F9 1-2		B F B X 2-1 ③ 6-3		C F B F S 1-3 ① K		B C S B B F F S 3-3 ③ K			4	0	0	0	0	2	3
Tim Wallach, R (1, 5) OBP: 0.293, SLG: 0.380	B X 1-0 2-H 3B			B B F F X 2-2 1B 2B 1B	B F B X 2-1 ② SF7 1-H 3-H			C B F B F B B 4-2 1B 2B BB		2	2	2	2	1	0	0
Andres Galarraga, R (1, 3) OBP: 0.367, SLG: 0.588	C F F B B F S 2-3 ③ K			C F F X 0-2 2B 1-2 6-3 1B	B C B F F S 2-3 ③ K			B S X 1-1 2B 1-2 K 1B		4	1	2	0	0	2	1
Tom Foley, L (1, 4) OBP: 0.228, SLG: 0.253		F F X 0-2 CS 1B 1B		B X 1-0 1-3 2-H 2B	B F F B F S 2-3 ① K			X 0-0 1-3 2-H 2B		4	0	3	2	0	1	0
Nelson Santovenia, R (1, 2) OBP: 0.414, SLG: 0.440		B 1 SAFE X 1-0 CS 1-2 1B		S X 0-1 ① 6-3 3-H	B F B B B F X 3-2 4-3 2B			S S B B B F S 2-3 ①② K 3-H		4	0	2	1	0	1	3
Luis Rivera, R (1, 6) OBP: 0.246, SLG: 0.312	C B B B F S 3-3 ①② K 1-2 2-3			B B X 2-0 ② F2	C F B F B X 2-2 ② 4-3 2-3			B B C B F S 3-3 ③ K		4	0	0	0	0	2	5
Dennis Martinez, R (1, 1) OBP: 0.292, SLG: 0.304	F S S 0-3 ③ K			B S X 1-1 ③ 4-3	S X 0-1 ③ 6-3					3	0	0	0	0	1	3
Inning Stats	R: 1 H: 1 E: 0 LOB: 1 K: 1 BB: 1 S: 13 P: 24	R: 0 H: 2 E: 0 LOB: 1 K: 2 BB: 0 S: 10 P: 14	R: 0 H: 0 E: 0 LOB: 0 K: 0 BB: 0 S: 6 P: 10	R: 2 H: 3 E: 0 LOB: 1 K: 0 BB: 0 S: 13 P: 19	R: 2 H: 2 E: 0 LOB: 0 K: 2 BB: 0 S: 12 P: 17	R: 0 H: 1 E: 0 LOB: 1 K: 1 BB: 0 S: 13 P: 20	R: 0 H: 0 E: 0 LOB: 0 K: 1 BB: 0 S: 8 P: 15	R: 1 H: 2 E: 0 LOB: 1 K: 2 BB: 1 S: 13 P: 23		1B: 7 SF: 1 2B: 4 SAC: 0 3B: 1 DP: 1 HR: 0 HBP: 0						

PITCHER		IP	WLS	BF	H	R	ER	SO	BB	IBB	HBP	BLK	WP	HR	S	P	ERA	WHIP
Ed Whitson, R ERA: 5.86	(1, 1)	5.0	L	23	8	5	5	5	1	0	0	1	1	0	54	84	9.00	1.800
Greg Booker, R ERA: 2.7	(6, 1)	3.0		12	3	1	1	4	1	0	0	0	0	0	34	58	3.00	1.333

PITCHER	IP	WLS	BF	H	R	ER	SO	BB	IBB	HBP	BLK	WP	HR	S	P	ERA	WHIP

BOTTOM

San Diego Padres @ Montreal Expos

Olympic Stadium, Montreal, QB

Wed May 25 1988, 7:05 PM EDT

Att. 10,586 - Dome - 73 F

livebaseballscorecards.com

AB	32
R	6
H	11
RBI	5
BB	2
SO	9
LOB	15

San Diego Padres @ Montreal Expos

Olympic Stadium, Montreal, QB

Thu May 26 1988, 7:05 PM EDT

Att. 9,554 - Dome

TOP

livebaseballscorecards.com

Batter	1	2	3	4	5	6	7	8	9	AB	R	H	RBI	BB	SO	LOB
Dickie Thon, R (1, 6) OBP: 0.337, SLG: 0.325	F H 1-1 BLK S SF8 HBP		B C B B X 3-1 ② 1-H 2B		C B S F S 1-3 ② K			X 0-0 ① F9		3	1	1	0	0	1	1
Roberto Alomar, S (1, 4) OBP: 0.263, SLG: 0.336	S F B X 1-2 ① 5-3 1-3		X 0-0 ③ F8		C X 0-1 ③ 4-3			B C C B X 2-2 ② F8		4	0	0	0	0	0	3
John Kruk, L (1, 3) OBP: 0.394, SLG: 0.446	B X 1-0 ② SF8 3-H			X 0-0 ① CS 1B		B B B C X 3-1 ① F9		X 0-0 ③ F8		3	0	1	1	0	0	0
Randy Ready, R (1, 5) OBP: 0.366, SLG: 0.418	C X 0-1 ③ F7			B 1 SAFE P X 2-0 ① 1-2 2B 2B		C B C X 1-2 ② 4-3			B B C X 2-1 ① 6-3	4	1	1	0	0	0	0
Keith Moreland, R (1, 7) OBP: 0.325, SLG: 0.350		B C X 1-1 ① 5-3		C B X 1-1 ① 2-H 2B		C X 0-1 ① BLK 1B			C B C F X 1-2 ② 5-3	4	0	2	1	0	0	0
Marvell Wynne, L (1, 8) OBP: 0.342, SLG: 0.647		B S F X 1-2 ② 4-3		X 0-0 ② F7		S S B S 1-3 ③ 1-2 K			B C S B X 2-2 ③ P4	4	0	0	0	0	1	2
Benito Santiago, R (1, 2) OBP: 0.227, SLG: 0.331		C B F S 1-3 ③ K		C C X 0-2 ③ F7			C X 0-1 ① L3			3	0	0	0	0	1	1
Shane Mack, R (1, 9) OBP: 0.270, SLG: 0.224			F B F X 1-2 ① 6-3		X 0-0 ① 4-3		B C B S C 2-3 ② K			3	0	0	0	0	1	0
Andy Hawkins, R (1, 1) OBP: 0.200, SLG: 0.200 Tim Flannery, L (7, PH) OBP: 0.278, SLG: 0.278 Lance McCullers, S (7, 1)			B X 1-0 2B 1B		X 0-0 1B		B C B F F B C 3-3 ③ K			2 1 0	0 0 0	2 0 0	0 0 0	0 0 0	0 1 0	0 0 0
Inning Stats	R: 1 H: 0 E: 0 LOB: 0 K: 0 BB: 0 S: 7 P: 10	R: 0 H: 0 E: 0 LOB: 0 K: 1 BB: 0 S: 8 P: 11	R: 0 H: 2 E: 0 LOB: 1 K: 0 BB: 0 S: 7 P: 12	R: 1 H: 3 E: 0 LOB: 1 K: 0 BB: 0 S: 9 P: 11	R: 0 H: 1 E: 0 LOB: 1 K: 1 BB: 0 S: 8 P: 9	R: 0 H: 1 E: 0 LOB: 1 K: 1 BB: 0 S: 10 P: 15	R: 0 H: 0 E: 0 LOB: 0 K: 2 BB: 0 S: 10 P: 15	R: 0 H: 0 E: 0 LOB: 0 K: 0 BB: 0 S: 5 P: 7	R: 0 H: 0 E: 0 LOB: 0 K: 0 BB: 0 S: 9 P: 14	1B: 4 SF: 1 2B: 3 SAC: 0 3B: 0 DP: 0 HR: 0 HBP: 1						WP: 0 PA: 33 PB: 0 SB: 1 CS: 1

	AB	31
	R	2
	H	7
	RBI	2
	BB	0
	SO	5
	LOB	7

PITCHER		IP	WLS	BF	H	R	ER	SO	BB	IBB	HBP	BLK	WP	HR	S	P	ERA	WHIP
Bryn Smith, R ERA: 3.7	(1, 1)	6.0	W	24	7	2	2	3	0	0	1	2	0	0	49	68	3.00	1.167
Jeff Parrett, R ERA: 2.18	(7, 1)	3.0	S	9	0	0	0	2	0	0	0	0	0	0	24	36	0.00	0.000

PITCHER	IP	WLS	BF	H	R	ER	SO	BB	IBB	HBP	BLK	WP	HR	S	P	ERA	WHIP

San Diego Padres @ Montreal Expos

Olympic Stadium, Montreal, QB

Thu May 26 1988, 7:05 PM EDT

Att. 9,554 - Dome

livebaseballscorecards.com

BOTTOM

Batter	1	2	3	4	5	6	7	8	9	AB	R	H	RBI	BB	SO	LOB
Tim Raines, S (1, 7) OBP: 0.401, SLG: 0.444	C F F B X 1-2 G3 ①		B B I F X 3-1 FC5-4 ② 1-2f		C X 0-1 FC6-4 1B	B B X 2-0 F7 ③		B B X 2-0 G3 ③ 1-2		5	0	1	0	0	0	4
Mitch Webster, S (1, 8) OBP: 0.363, SLG: 0.328	F B B C F F X 2-2 F8 ②		I P C C C X 2-2 F8 ③		I X 1-0 FC6-4 ① CS 1-2f		X 0-0 L9 ①			4	0	0	0	0	0	2
Hubie Brooks, R (1, 9) OBP: 0.285, SLG: 0.392	F C F S 0-3 K ③			C B X 1-1 5-3 ①	B B X 2-0 5-3 ② ③ 1-2		C B B F X 2-2 4-3 ②			4	0	0	0	0	1	1
Tim Wallach, R (1, 5) OBP: 0.303, SLG: 0.407		B F X 1-1 G6-4-3 1B		B B S F X 2-2 3B 2B		B F S X 1-2 1B 3B	B B B F X 3-1 1-3 ③			4	2	3	0	0	0	0
Andres Galarraga, R (1, 3) OBP: 0.370, SLG: 0.598		C X 0-1 G6-4-3 ① ② 1-2f		B X 1-0 1B 2-H 3B		B X 1-0 SH5-4 BB SF8 3-H 1B		B X 1-0 6-3 ①		4	2	2	2	0	0	1
Tom Foley, L (1, 4) OBP: 0.260, SLG: 0.270		X 0-0 1B		B X 1-0 1B 3-H 1B		B B B 4-0 SF8 SH5-4 1-2 BB		B B B 4-0 HR BB		2	1	2	1	2	0	0
Nelson Santovenia, R (1, 2) OBP: 0.438, SLG: 0.571		C X 0-1 4-3 ③		B B C C F X 2-2 1-2 1B		C X 0-1 SH5-4 ① 1-2 2-3		1 SAFE X 0-0 1-H HR		3	1	2	2	0	0	1
Luis Rivera, R (1, 6) OBP: 0.246, SLG: 0.313			C B X 1-1 FC5-4 1B	B X 1-0 F9 ②		B C S B B X 3-2 SF8 ② 2-3 3-H		S B X 1-1 P4 ②		3	0	1	1	0	0	2
Bryn Smith, R (1, 1) OBP: 0.118, SLG: 0.063 Wallace Johnson, S (6, PH) OBP: 0.429, SLG: 0.421 Jeff Parrett, R (7, 1)			L C C C 0-3 K ①	S B F C 1-3 K ③		B B B 4-0 BB		B B C B F B 4-2 BLK BB		2 0 0	0 0 0	0 0 0	0 0 0	0 1 1	2 0 0	3 0 0
Inning Stats	R: 0 H: 0 E: 0 LOB: 0 K: 1 BB: 0 S: 13 P: 16	R: 0 H: 2 E: 0 LOB: 1 K: 0 BB: 0 S: 7 P: 8	R: 0 H: 1 E: 0 LOB: 1 K: 1 BB: 0 S: 11 P: 16	R: 2 H: 4 E: 0 LOB: 2 K: 1 BB: 0 S: 15 P: 24	R: 0 H: 1 E: 0 LOB: 0 K: 0 BB: 0 S: 4 P: 7	R: 2 H: 2 E: 0 LOB: 2 K: 0 BB: 2 S: 10 P: 25	R: 0 H: 0 E: 0 LOB: 0 K: 0 BB: 0 S: 6 P: 11	R: 2 H: 1 E: 0 LOB: 1 K: 0 BB: 2 S: 7 P: 19		1B: 7 SF: 1 2B: 1 SAC: 1 3B: 2 DP: 1 HR: 1 HBP: 0					WP: 0 PA: 37 PB: 0 SB: 0 CS: 1	

	AB	31
	R	6
	H	11
	RBI	6
	BB	4
	SO	3
	LOB	14

PITCHER		IP	WLS	BF	H	R	ER	SO	BB	IBB	HBP	BLK	WP	HR	S	P	ERA	WHIP
Andy Hawkins, R ERA: 4.13	(1, 1)	6.0	L	28	10	4	4	3	2	0	0	0	0	0	60	96	6.00	2.000
Lance McCullers, R ERA: 3.27	(7, 1)	2.0		9	1	2	2	0	2	0	0	1	0	1	13	30	9.00	1.500

PITCHER		IP	WLS	BF	H	R	ER	SO	BB	IBB	HBP	BLK	WP	HR	S	P	ERA	WHIP

Batter	1	2	3	4	5	6	7	8	9	AB	R	H	RBI	BB	SO	LOB
Steve Sax, R (1, 4) OBP: 0.330, SLG: 0.407 Mike Sharperson, R (8, 4) OBP: 0.667, SLG: 0.667	B C S X 1-2 3B		X 0-0 ② L4		C F 1 SAFE 1 SAFE C 0-3 ③ K			B B C F F F X 2-2 SH3-4 1B 1B	X 0-0 SF9 2B 2-3 1B	4 1	1 1	2 1	0 1	0 0	1 0	1 0
Mike Davis, L (1, 9) OBP: 0.294, SLG: 0.259 Mickey Hatcher, R (9, PH) OBP: 0.361, SLG: 0.441 (9, 9)	F S B B B S 3-3 ① K		B B C F B F B 4-2 FC4-6 BB			B B B C X 3-1 ① F7		L X 0-1 ① SH3-4 1-2	1 SAFE P F X 1-1 ② SF9 1-2 3-H	2 0	0 0	0 0	0 1	1 0	1 0	1 0
Kirk Gibson, L (1, 7) OBP: 0.360, SLG: 0.497	F S B F B S 2-3 ② K		B X 1-0 ③ FC4-6 1-2f			B B F F F B F X 3-2 CS 1B		B X 1-0 S 1B 2-H	B X 1-0 FC5 2B 2-H	5	0	3	2	0	1	2
Mike Marshall, R (1, 3) OBP: 0.302, SLG: 0.392	B B C S B F F S 3-3 ③ K			B F X 1-1 ① F7		F 1 SAFE 1 SAFE B S B S 2-3 ② ③ K 1-2		B F C F X 1-2 ② 1-3 1-2	I I I I 4-0 IBB	4	0	0	0	1	2	3
John Shelby, S (1, 8) OBP: 0.350, SLG: 0.378		B B B B 4-0 S BB		S F B B B X 2-2 ② F9			C X 0-1 1B SF8 1B	B S S B B F B 4-2 BB	C B X 1-1 ③ FC5 2-3f	3	1	1	0	2	0	2
Mike Scioscia, L (1, 2) OBP: 0.399, SLG: 0.395 Alejandro Pena, R (8, 1)		B 1 SAFE B C 1 SAFE C X 2-2 ① F5		C B X 1-1 ③ G3			B 1 SAFE 1 SAFE B X 2-0 1-3 1B	X 0-0 ③ F5		4 0	0 0	1 0	0 0	0 0	0 0	3 0
Jeff Hamilton, R (1, 5) OBP: 0.189, SLG: 0.294		S F B F S 1-3 ② K 1-2			B B F F X 2-2 ① F3		B C X 1-1 ① F4		X 0-0 ① 5-3	4	0	0	0	0	1	3
Dave Anderson, R (1, 6) OBP: 0.444, SLG: 0.516		B B F F X 2-2 ③ F8			B F X 1-1 1B		X 0-0 ② SF8 3-H		B F B B B C X 3-2 2B 1B	3	1	2	1	0	0	1
Tim Belcher, R (1, 1) OBP: 0.111, SLG: 0.167 Jesse Orosco, R (7, 1) Rick Dempsey, R (8, 2) OBP: 0.361, SLG: 0.469			C S S 0-3 ① K		B L L S 1-3 ② K		B B C F S 2-3 ③ K		B X 1-0 1B 2B 1-H SF9	3 0 1	0 0 1	0 0 1	0 0 1	0 0 0	3 0 0	2 0 0
Inning Stats	R: 0 H: 1 E: 0 LOB: 1 K: 3 BB: 0 S: 15 P: 24	R: 0 H: 0 E: 0 LOB: 1 K: 1 BB: 1 S: 10 P: 19	R: 0 H: 0 E: 0 LOB: 1 K: 1 BB: 1 S: 8 P: 13	R: 0 H: 0 E: 0 LOB: 0 K: 0 BB: 0 S: 7 P: 11	R: 0 H: 1 E: 0 LOB: 1 K: 2 BB: 0 S: 11 P: 15	R: 0 H: 1 E: 0 LOB: 0 K: 1 BB: 0 S: 10 P: 18	R: 1 H: 2 E: 0 LOB: 1 K: 1 BB: 0 S: 9 P: 14	R: 1 H: 2 E: 0 LOB: 2 K: 0 BB: 1 S: 16 P: 24	R: 3 H: 4 E: 0 LOB: 2 K: 0 BB: 1 S: 12 P: 22	1B: 8 SF: 2 2B: 2 SAC: 1 3B: 1 DP: 0 HR: 0 HBP: 0					WP: 0 PA: 41 PB: 0 SB: 2 CS: 1	

PITCHER		IP	WLS	BF	H	R	ER	SO	BB	IBB	HBP	BLK	WP	HR	S	P	ERA	WHIP
Floyd Youmans, R ERA: 3.68	(1, 1)	7.0		27	5	1	1	9	2	0	0	0	0	0	70	114	1.29	1.000
Bob McClure, L ERA: 7.56	(8, 1)	0.1	L	3	2	1	1	0	0	0	0	0	0	0	8	11	27.00	6.000
Tim Burke, R ERA: 4.07	(8, 1)	1.0		7	3	3	3	0	1	0	0	0	0	0	14	23	27.00	4.000
Joe Hesketh, L ERA: 3.6	(9, 1)	0.2		4	1	0	0	0	0	1	0	0	0	0	6	12	0.00	1.500

PITCHER	IP	WLS	BF	H	R	ER	SO	BB	IBB	HBP	BLK	WP	HR	S	P	ERA	WHIP

TOP

Los Angeles Dodgers @ Montreal Expos

Olympic Stadium, Montreal, QB

Fri May 27 1988, 7:05 PM EDT

Att. 18,113 - Dome

livebaseballscorecards.com

AB	34
R	5
H	11
RBI	5
BB	4
SO	9
LOB	18

Los Angeles Dodgers @ Montreal Expos

Olympic Stadium, Montreal, QB

Fri May 27 1988, 7:05 PM EDT

Att. 18,113 - Dome

livebaseballscorecards.com

BOTTOM

Batter	1	2	3	4	5	6	7	8	9	AB	R	H	RBI	BB	SO	LOB
Tim Raines, S (1, 7) OBP: 0.398, SLG: 0.440	F C B S 1-3 K ①		B F B F B X 3-2 F8 ③			B X 1-0 F8 ②		B C X 1-1 FC5-4 1B		4	0	1	0	0	1	0
Mitch Webster, S (1, 8) OBP: 0.354, SLG: 0.319	X 0-0 F7 ②			L B B B X 3-1 F6 ①		X 0-0 F8 ③		1 SAFE B 1 SAFE B X 2-0 FC5-4 6-3 1-2f ①		4	0	0	0	0	0	1
Hubie Brooks, R (1, 9) OBP: 0.279, SLG: 0.384	C B F F F F S 1-3 K ③			C C X 0-2 F9 ②			B F S F X 1-2 F8 ① X 0-0 6-3 1-2 ②			4	0	0	0	0	1	1
Tim Wallach, R (1, 5) OBP: 0.308, SLG: 0.406 Joe Hesketh, R (9, 1)		F C X 0-2 F4 ①		B S F X 1-2 1B			B B F F B B 4-2 2B WP BB	B C X 1-1 F7 ③		3 0	1 0	1 0	0 0	1 0	0 0	1 0
Andres Galarraga, R (1, 3) OBP: 0.372, SLG: 0.618		C B F C 1-3 K ②		F B F F B B S 3-3 K ③			C B F B B B F 1 SAFE F X 3-2 WP 1-3 2B		B X 1-0 HR	4	1	2	1	0	2	1
Tom Foley, L (1, 4) OBP: 0.270, SLG: 0.272 (8, 6)		C F B B X 2-2 1B		C X 0-1 F9 ①			I I I I I 4-0 WP IBB		F X 0-1 F7 ①	3	0	1	0	1	0	0
Nelson Santovenia, R (1, 2) OBP: 0.444, SLG: 0.548		F F S 0-3 K ③		C B X 1-1 F3 ②			B B B B 4-0 FC5-4 1-2 2-3 3-H BB		S B F F X 1-2 1B	3	0	1	0	1	1	1
Luis Rivera, R (1, 6) OBP: 0.242, SLG: 0.307 Wallace Johnson, S (7, PH) OBP: 0.409, SLG: 0.400 Johnny Paredes, R (8, 4) OBP: 0.287, SLG: 0.250			F S B X 1-2 F5 ①		B X 1-0 F8 ③		F B X 1-1 F4 ②		B F B B C B X 3-2 F9 ②	2 1 1	0 0 0	0 0 0	0 0 0	0 0 0	0 0 0	0 3 1
Floyd Youmans, R (1, 1) OBP: 0.118, SLG: 0.125 Dave Engle, R (7, PH) OBP: 0.318, SLG: 0.263 Bob McClure, R (8, 1) Tim Burke, R (8, 1) Graig Nettles, L (9, 5) OBP: 0.214, SLG: 0.269			C B C B X 2-2 1-3 ②			B F B C B X 3-2 5-3 ①	B S X 1-1 FC5-4 1-2f ③		X 0-0 G3 ③	2 1 0 0 1	0 0 0 0 0	0 0 0 0 0	0 0 0 0 0	0 0 0 0 0	0 0 0 0 0	0 3 0 0 1
Inning Stats	R: 0 E: 0 K: 2 S: 10 H: 0 LOB: 0 BB: 0 P: 12	R: 0 E: 0 K: 2 S: 12 H: 1 LOB: 1 BB: 0 P: 15	R: 0 E: 0 K: 0 S: 9 H: 0 LOB: 0 BB: 0 P: 15	R: 0 E: 0 K: 1 S: 12 H: 1 LOB: 1 BB: 0 P: 19	R: 0 E: 0 K: 0 S: 5 H: 0 LOB: 0 BB: 0 P: 7	R: 0 E: 0 K: 0 S: 5 H: 0 LOB: 0 BB: 0 P: 9	R: 1 E: 0 K: 0 S: 15 H: 1 LOB: 3 BB: 3 P: 33	R: 0 E: 0 K: 0 S: 6 H: 1 LOB: 1 BB: 0 P: 10	R: 1 E: 0 K: 0 S: 11 H: 2 LOB: 1 BB: 0 P: 16	1B: 4 2B: 1 3B: 0 HR: 1	SF: 0 SAC: 0 DP: 0 HBP: 0			WP: 1 PB: 0 SB: 0 CS: 0	PA: 36		

	AB	33
	R	2
	H	6
	RBI	1
	BB	3
	SO	5
	LOB	13

PITCHER		IP	WLS	BF	H	R	ER	SO	BB	IBB	HBP	BLK	WP	HR	S	P	ERA	WHIP
Tim Belcher, R ERA: 3.88	(1, 1)	6.1		25	3	1	1	5	2	1	0	0	1	0	64	104	1.42	0.789
Jesse Orosco, L ERA: 2.76	(7, 1)	1.0	W	4	1	0	0	0	0	0	0	0	0	0	7	12	0.00	1.000
Alejandro Pena, R ERA: 1.4	(8, 1)	1.2	S	7	2	1	1	0	0	0	0	0	0	1	14	20	5.40	1.200

PITCHER	IP	WLS	BF	H	R	ER	SO	BB	IBB	HBP	BLK	WP	HR	S	P	ERA	WHIP

Batter	1	2	3	4	5	6	7	8	9	10	AB	R	H	RBI	BB	SO	LOB
Steve Sax, R (1, 4) OBP: 0.337, SLG: 0.415	X 0-0 S BLK PB 1B		C B F F F F X 1-2 E 2B		C X 0-1 ② 6-3		I I I 4-0 IBB		B X 1-0 ② ③ G4-6-3 1-2f		4	1	2	0	1	0	1
Dave Anderson, R (1, 6) OBP: 0.415, SLG: 0.514	B C B X 2-1 ① 4-3 1-H		B C B C X 2-2 ② F3		X 0-0 2B		B C S X 1-2 ② SF8 3-H			B X 1-0 ① F8	4	0	1	1	0	0	1
Kirk Gibson, L (1, 7) OBP: 0.361, SLG: 0.506	B S B X 2-1 2B		B C X 1-1 E4 2-3		B X 1-0 ③ F8		B B S F B X 3-2 F8			B C X 1-1 2B	5	0	2	0	0	0	4
Pedro Guerrero, R (1, 5) OBP: 0.395, SLG: 0.424	C C B F F S 1-3 ② K		B B B F F F X 3-2 ③ L6			B X 1-0 ① F8		B B X 2-0 ① 5-3		B F C B B F B 4-2 BB	4	0	0	0	1	1	3
Mike Marshall, R (1, 3) OBP: 0.299, SLG: 0.386	C B X 1-1 ③ 4-3			B X 1-0 ① F9		F S B F X 1-2 ② 4-3		X 0-0 1B 1B		B F X 1-1 ② L9	5	0	1	0	0	0	3
John Shelby, S (1, 8) OBP: 0.352, SLG: 0.372		B X 1-0 ① F9		B B B C B 4-1 BB		F B B B F F X 3-2 ③ 6-3		B X 1-0 G4-6-3 1-2 1B		C F F B C 1-3 ③ K	4	0	1	0	1	1	2
Mickey Hatcher, R (1, 9) OBP: 0.359, SLG: 0.432		X 0-0 ② F9		P C F X 1-2 ② P4			C B X 1-1 1B SF8 1B	F S X 0-2 ② ③ G4-6-3 1-2f			3	1	1	0	0	0	1
Mike Davis, L (7, 9) OBP: 0.293, SLG: 0.257											1	0	0	0	0	0	2
Mike Scioscia, L (1, 2) OBP: 0.401, SLG: 0.398		B B B C F X 3-2 ③ F7		X 0-0 ③ G3			B C P X 2-1 SH1-4 1-3 1B		X 0-0 FC1-6 1B		4	0	2	0	0	0	1
Fernando Valenzuela, L (1, 1) OBP: 0.182, SLG: 0.182 Jay Howell, R (10, 1)			B F B F S 2-3 ① K		F F F S 0-3 ① K		X 0-0 ① SH1-4 1-2		B X 1-0 ① FC1-6 G4-6-3 1-2f		3	0	0	0	0	2	1
											0	0	0	0	0	0	0
Inning Stats	R: 1 H: 2 E: 0 LOB: 1 K: 1 BB: 0 S: 12 P: 18	R: 0 H: 0 E: 0 LOB: 0 K: 0 BB: 0 S: 5 P: 9	R: 0 H: 1 E: 1 LOB: 2 K: 1 BB: 0 S: 19 P: 28	R: 0 H: 0 E: 0 LOB: 1 K: 0 BB: 1 S: 7 P: 12	R: 0 H: 0 E: 0 LOB: 1 K: 1 BB: 0 S: 8 P: 9	R: 0 H: 0 E: 0 LOB: 0 K: 0 BB: 0 S: 9 P: 14	R: 1 H: 2 E: 0 LOB: 2 K: 0 BB: 1 S: 12 P: 22	R: 0 H: 2 E: 0 LOB: 1 K: 0 BB: 0 S: 6 P: 9	R: 0 H: 1 E: 0 LOB: 0 K: 0 BB: 0 S: 3 P: 5	R: 0 H: 1 E: 0 LOB: 2 K: 1 BB: 1 S: 12 P: 20	1B: 6 2B: 4 3B: 0 HR: 0	SF: 1 SAC: 1 DP: 2 HBP: 0					

PITCHER		IP	WLS	BF	H	R	ER	SO	BB	IBB	HBP	BLK	WP	HR	S	P	ERA	WHIP
Neal Heaton, L ERA: 5.4	(1, 1)	8.0		34	8	2	2	3	1	1	0	1	0	0	78	121	2.25	1.125
Jeff Parrett, R ERA: 2.06	(9, 1)	2.0	W	8	2	0	0	1	1	0	0	0	0	0	15	25	0.00	1.500

PITCHER	IP	WLS	BF	H	R	ER	SO	BB	IBB	HBP	BLK	WP	HR	S	P	ERA	WHIP

TOP

Los Angeles Dodgers @ Montreal Expos

Olympic Stadium, Montreal, QB

Sat May 28 1988, 3:33 AM EDT

Att. 15,320 - Dome - 90 F

livebaseballscorecards.com

AB	37
R	2
H	10
RBI	1
BB	3
SO	4
LOB	19

WP: 0	PA: 42		
PB: 1			
SB: 1			
CS: 0			

Batter	1	2	3	4	5	6	7	8	9	10	AB	R	H	RBI	BB	SO	LOB
Tim Raines, S (1, 7) OBP: 0.389, SLG: 0.428	B B F B X 3-1 ① L8		X 0-0 ① FC6-4 1-2f 2-3 3-H			C B F F B X 2-2 ① 6-3		B C B X 2-1 ③ 1-3		X 0-0 ① F8	5	0	0	1	0	0	4
Mitch Webster, S (1, 8) OBP: 0.349, SLG: 0.310	B B X 2-0 ② 1-6-3		F X 0-1 ② F5			F B B F B S 3-3 ② K			X 0-0 ① 1-3	B C I I I 4-1 1B 1-2 2-3 IBB	4	0	0	0	1	1	2
Hubie Brooks, R (1, 9) OBP: 0.282, SLG: 0.389	B X 1-0 ③ P4		B B B C F X 3-2 ③ G3			B C F B B X 3-2 2B			C X 0-1 ② 4-3	X 0-0 1-2 2-3 3-H 1B	5	0	2	1	0	0	2
Tim Wallach, R (1, 5) OBP: 0.306, SLG: 0.399 Herm Winningham, L (9, PR) OBP: 0.362, SLG: 0.314 Tom Foley, L (10, 5) OBP: 0.270, SLG: 0.272		X 0-0 ① F8		B C X 1-1 ① P3		B B X 2-0 ③ 6-3			C B B F B F B 4-2 2B BB		3 0 0	0 1 0	0 0 0	0 0 0	1 0 0	0 0 0	1 0 0
Andres Galarraga, R (1, 3) OBP: 0.375, SLG: 0.621		B X 1-0 ② 6-3		C S B F F X 1-2 CS 1B			B S B X 2-1 ① 6-3		X 0-0 1-H 2B		4	0	2	1	0	0	0
Nelson Santovenia, R (1, 2) OBP: 0.425, SLG: 0.500		B B X 2-0 ③ F7		C B S B S 2-3 ② ③ 1-2 K			S X 0-1 ② 6-3		I I I 4-0 IBB		3	0	0	0	1	1	1
Johnny Paredes, R (1, 4) OBP: 0.286, SLG: 0.250			X 0-0 SH 1B FC6-4 1B		C X 0-1 ① 6-3		C B X 1-1 ③ 5-3		C X 0-1 ③ G2		4	1	1	0	0	0	2
Luis Rivera, R (1, 6) OBP: 0.250, SLG: 0.314			B B F B X 3-1 FC6-4 SH 1-2 1B		X 0-0 ② F7			B F X 1-1 ① F3		B B X 2-0 S SH 1B 1B	4	1	2	0	0	0	0
Neal Heaton, L (1, 1) OBP: 0.167, SLG: 0.167 Dave Engle, R (8, PH) OBP: 0.304, SLG: 0.250 Jeff Parrett, R (9, 1) Wallace Johnson, S (10, PH) OBP: 0.409, SLG: 0.400			B L X 1-1 SH FC6-4 1-2 2-3		B X 1-0 ③ L4			F B F B B X 3-2 ② F7		X 0-0 SH 1B S 1-2	1 1 0 0	0 0 0 0	0 0 0 0	0 0 0 0	0 0 0 0	0 0 0 0	0 0 0 0
Inning Stats	R: 0 H: 0 E: 0 LOB: 0 K: 0 BB: 0 S: 4 P: 10	R: 0 H: 0 E: 0 LOB: 0 K: 0 BB: 0 S: 3 P: 6	R: 1 H: 2 E: 0 LOB: 2 K: 0 BB: 0 S: 11 P: 18	R: 0 H: 1 E: 0 LOB: 0 K: 1 BB: 0 S: 10 P: 14	R: 0 H: 0 E: 0 LOB: 0 K: 0 BB: 0 S: 4 P: 5	R: 0 H: 1 E: 0 LOB: 1 K: 1 BB: 0 S: 11 P: 21	R: 0 H: 0 E: 0 LOB: 0 K: 0 BB: 0 S: 6 P: 9	R: 0 H: 0 E: 0 LOB: 0 K: 0 BB: 0 S: 7 P: 13	R: 1 H: 1 E: 0 LOB: 2 K: 0 BB: 2 S: 9 P: 17	R: 1 H: 2 E: 0 LOB: 3 K: 0 BB: 1 S: 5 P: 11	1B: 5 2B: 2 3B: 0 HR: 0	SF: 0 SAC: 2 DP: 0 HBP: 0		WP: 0 PB: 0 SB: 2 CS: 1		PA: 39		

PITCHER		IP	WLS	BF	H	R	ER	SO	BB	IBB	HBP	BLK	WP	HR	S	P	ERA	WHIP
Fernando Valenzuela, L ERA: 3.66	(1, 1)	9.0		34	5	2	2	2	1	1	0	0	0	0	65	113	2.00	0.667
Jay Howell, R ERA: 1.93	(10, 1)	0.1	L	5	2	1	1	0	0	1	0	0	0	0	5	11	27.00	6.000

PITCHER	IP	WLS	BF	H	R	ER	SO	BB	IBB	HBP	BLK	WP	HR	S	P	ERA	WHIP

BOTTOM

Los Angeles Dodgers @ Montreal Expos

Olympic Stadium, Montreal, QB

Sat May 28 1988, 3:33 AM EDT
Att. 15,320 - Dome - 90 F

livebaseballscorecards.com

AB	34
R	3
H	7
RBI	3
BB	3
SO	2
LOB	12

Batter	1	2	3	4	5	6	7	8	9	AB	R	H	RBI	BB	SO	LOB
Steve Sax, R (1, 4) OBP: 0.335, SLG: 0.408	X 0-0 ① 4-3		C X 0-1 ① 4-3		B F B B B 4-1 ① G3 1B BB			C B X 1-1 ① 6-3		3	0	0	0	1	0	0
Mike Davis, L (1, 9) OBP: 0.292, SLG: 0.257	C S B B B F B F X 3-2 ② 4-3		B B F B X 3-1 ② 4-3		1 SAFE C F X 0-2 ② G3 1-2			F X 0-1 L5-4-5 S 1B		4	0	1	0	0	0	1
Kirk Gibson, L (1, 7) OBP: 0.370, SLG: 0.528	B C B B F X 3-2 HR		C F X 0-2 E3		S B C F X 1-2 ③ 2-H 1B			C B 1 SAFE 1 SAFE P I I 4-1 1-2 IBB		3	1	2	1	1	0	0
Mike Marshall, R (1, 3) OBP: 0.293, SLG: 0.378	B B S F X 2-2 ③ P3		P X 1-0 ③ P6			C X 0-1 ① 6-3		X 0-0 ② ③ L5-4-5 2-3		4	0	0	0	0	0	3
John Shelby, S (1, 8) OBP: 0.358, SLG: 0.402		B B C S B F B 4-2 BB BB		B F X 1-1 HR		C X 0-1 ② 4-3			S B B B F F S 3-3 ① K	3	1	1	1	1	1	0
Mike Scioscia, L (1, 2) OBP: 0.397, SLG: 0.389		C 1 SAFE B P 1 SAFE B B 4-1 1-2 BB		C C F B B X 2-2 ① 4-3		X 0-0 ③ 4-3			C F B S 1-3 ② K	3	0	0	0	1	1	0
Jeff Hamilton, R (1, 5) OBP: 0.171, SLG: 0.263		B X 1-0 ① F8		X 0-0 ② F7			F X 0-1 ① 5-3		S B S X 1-2 ③ F8	4	0	0	0	0	0	2
Dave Anderson, R (1, 6) OBP: 0.386, SLG: 0.474		S B B S S 2-3 ② K		S S S 0-3 ③ K			C B B F F S 2-3 ② K			3	0	0	0	0	3	2
Orel Hershiser, R (1, 1) OBP: 0.042, SLG: 0.042		X 0-0 ③ 4-3			C C X 0-2 ① 5-3		X 0-0 ③ P8			3	0	0	0	0	0	2
Inning Stats	R: 1 E: 0 K: 0 S: 12 H: 1 LOB: 0 BB: 0 P: 20	R: 0 E: 0 K: 1 S: 10 H: 0 LOB: 2 BB: 2 P: 20	R: 0 E: 1 K: 0 S: 9 H: 0 LOB: 1 BB: 0 P: 12	R: 1 E: 0 K: 1 S: 10 H: 1 LOB: 0 BB: 0 P: 13	R: 0 E: 0 K: 0 S: 11 H: 1 LOB: 2 BB: 1 P: 16	R: 0 E: 0 K: 0 S: 5 H: 0 LOB: 0 BB: 0 P: 5	R: 0 E: 0 K: 1 S: 7 H: 0 LOB: 0 BB: 0 P: 9	R: 0 E: 0 K: 0 S: 7 H: 1 LOB: 1 BB: 1 P: 11	R: 0 E: 0 K: 2 S: 10 H: 0 LOB: 0 BB: 0 P: 15	1B: 2 2B: 1 3B: 0 HR: 2	SF: 0 SAC: 0 DP: 1 HBP: 0						

TOP

Los Angeles Dodgers @ Montreal Expos

Olympic Stadium, Montreal, QB

Sun May 29 1988, 3:33 AM EDT

Att. 35,311 - Dome - 83 F

livebaseballscorecards.com

AB	30
R	2
H	4
RBI	2
BB	4
SO	5
LOB	10

WP: 0 PB: 0 SB: 1 CS: 0 PA: 34

PITCHER		IP	WLS	BF	H	R	ER	SO	BB	IBB	HBP	BLK	WP	HR	S	P	ERA	WHIP
John Dopson, R ERA: 2.56	(1, 1)	8.0	L	31	4	2	2	3	3	1	0	0	0	2	71	106	2.25	0.875
Joe Hesketh, L ERA: 3.27	(9, 1)	1.0		3	0	0	0	2	0	0	0	0	0	0	10	15	0.00	0.000

PITCHER	IP	WLS	BF	H	R	ER	SO	BB	IBB	HBP	BLK	WP	HR	S	P	ERA	WHIP

BOTTOM

Los Angeles Dodgers @ Montreal Expos

Olympic Stadium, Montreal, QB

Sun May 29 1988, 3:33 AM EDT

Att. 35,311 - Dome - 83 F

livebaseballscorecards.com

Batter	1	2	3	4	5	6	7	8	9	AB	R	H	RBI	BB	SO	LOB
Tim Raines, S (1, 7) OBP: 0.386, SLG: 0.424	4-3		G6-4-3 1-2f			3-1		CS 1B 1-2 1B		4	0	1	0	0	0	1
Mitch Webster, S (1, 8) OBP: 0.365, SLG: 0.329	FC5-4 1B			G1-4-3 1B 1B		2-0 1B		0-0 1-2 2-3 1B		4	0	4	0	0	0	0
Hubie Brooks, R (1, 9) OBP: 0.281, SLG: 0.389	F8			G1-4-3 1-2 1B		G3		SF7 3-H		3	0	1	1	0	0	2
Tim Wallach, R (1, 5) OBP: 0.305, SLG: 0.395	FC5-4 1-2f			G1-4-3 1-2f 2-3			G3 1B	CS 2-3	F7	4	0	1	0	0	0	3
Andres Galarraga, R (1, 3) OBP: 0.367, SLG: 0.608		K		3-1			K		6-3	4	0	0	0	0	2	2
Tom Foley, L (1, 4) OBP: 0.260, SLG: 0.260		1-3			K		G3 1-2		G3	4	0	0	0	0	1	1
Luis Rivera, R (1, 6) OBP: 0.244, SLG: 0.306		K			G3		F7			3	0	0	0	0	1	1
Jeff Reed, L (1, 2) OBP: 0.340, SLG: 0.329			K		K			0-0 1B 1B SF7 1B		3	1	1	0	0	2	0
John Dopson, L (1, 1) OBP: 0.125, SLG: 0.125 Graig Nettles, L (8, PH) OBP: 0.207, SLG: 0.259 Joe Hesketh, R (9, 1)			G6-4-3 1B			K		P8		2 1 0	0 0 0	1 0 0	0 0 0	0 0 0	1 0 0	0 1 0
Inning Stats	R: 0 E: 0 K: 0 S: 6 H: 1 LOB: 1 BB: 0 P: 9	R: 0 E: 0 K: 2 S: 8 H: 0 LOB: 0 BB: 0 P: 10	R: 0 E: 0 K: 1 S: 5 H: 1 LOB: 0 BB: 0 P: 6	R: 0 E: 0 K: 0 S: 11 H: 2 LOB: 1 BB: 0 P: 13	R: 0 E: 0 K: 2 S: 8 H: 0 LOB: 0 BB: 0 P: 14	R: 0 E: 0 K: 1 S: 6 H: 1 LOB: 1 BB: 0 P: 8	R: 0 E: 0 K: 1 S: 10 H: 1 LOB: 1 BB: 0 P: 13	R: 1 E: 0 K: 0 S: 8 H: 3 LOB: 1 BB: 0 P: 13	R: 0 E: 0 K: 0 S: 8 H: 0 LOB: 0 BB: 0 P: 10	1B: 9 2B: 0 3B: 0 HR: 0	SF: 1 SAC: 0 DP: 2 HBP: 0					

	AB	32
	R	1
	H	9
	RBI	1
	BB	0
	SO	7
	LOB	11

WP: 0 PB: 0 SB: 0 CS: 1 PA: 34

PITCHER	IP	WLS	BF	H	R	ER	SO	BB	IBB	HBP	BLK	WP	HR	S	P	ERA	WHIP
Orel Hershiser, R (1, 1) ERA: 2.17	9.0	W	33	9	1	1	7	0	0	0	0	0	0	70	96	1.00	1.000

PITCHER	IP	WLS	BF	H	R	ER	SO	BB	IBB	HBP	BLK	WP	HR	S	P	ERA	WHIP

Batter	1	2	3	4	5	6	7	8	9	AB	R	H	RBI	BB	SO	LOB
Mike Aldrete, L (1, 8) OBP: 0.365, SLG: 0.355	4-2 G6-4-3 BB		1-1 1B FC4-6 1B		1-0 4-3			2-1 6-3		2	1	1	0	1	0	0
Joel Youngblood, R (8, PH) OBP: 0.382, SLG: 0.387										1	0	0	0	0	0	0
Brett Butler, L (8, 8) OBP: 0.344, SLG: 0.349					3-3 K			3-2 5-3		0	0	0	0	0	0	0
Robby Thompson, R (1, 4) OBP: 0.378, SLG: 0.407	2-0 G6-4-3 1-2f		0-1 FC4-6 1-3 1B							4	0	1	0	0	1	1
Will Clark, L (1, 3) OBP: 0.341, SLG: 0.508	1-1 1B 2B 1B		F SAFE 0-2 FC4-6 E 1-2f 3-H			3-1 1B 2B		0-0 G3		4	1	2	1	0	0	1
Candy Maldonado, R (1, 9) OBP: 0.308, SLG: 0.400	3-2 2B 1-3 1B		F P 1 SAFE 1 SAFE 1 SAFE F C 1-3 K			0-0 F9 2-H 1B			2-2 F3	4	0	2	0	0	1	1
Jeffrey Leonard, R (1, 7) OBP: 0.285, SLG: 0.319	0-0 1-3 3-H 2B		1 SAFE 0-1 3-1 1-3			1-0 F9 2-3			0-0 1-3	4	0	1	1	0	0	2
Kevin Mitchell, R (1, 5) OBP: 0.327, SLG: 0.466	1-2 P3			2-1 5-3		2-1 5-3			0-1 6-3	4	0	0	0	0	0	3
Atlee Hammaker, S (9, 1) OBP: 0.250, SLG: 0.250										0	0	0	0	0	0	0
Bob Melvin, R (1, 2) OBP: 0.217, SLG: 0.355		1-0 F8		0-0 F8			0-1 4-3			3	0	0	0	0	0	0
Jose Uribe, S (1, 6) OBP: 0.299, SLG: 0.312		3-2 FC1-2-3 3B		1-0 F7			2-0 P6			3	0	1	0	0	0	0
Michael LaCoss, R (1, 1) OBP: 0.333, SLG: 0.316		1-1 FC1-2-3 3-H			1-3 K		3-3 K			3	0	0	0	0	2	1
Craig Lefferts, L (7, 1)										0	0	0	0	0	0	0
Scott Garrelts, R (8, 1)										0	0	0	0	0	0	0
Chris Speier, R (9, 5) OBP: 0.347, SLG: 0.419										0	0	0	0	0	0	0

TOP

San Francisco Giants @ Montreal Expos

Olympic Stadium, Montreal, QB

Mon May 30 1988, 7:05 PM EDT

Att. 10,762 - Dome - 80 F

livebaseballscorecards.com

AB	32
R	2
H	8
RBI	2
BB	1
SO	4
LOB	9

Inning Stats	1	2	3	4	5	6	7	8	9
	R: 1 E: 0 K: 0 S: 14	H: 3 LOB: 2 BB: 1 P: 25	R: 0 E: 0 K: 0 S: 7	H: 1 LOB: 0 BB: 0 P: 11	R: 1 E: 1 K: 1 S: 13	H: 2 LOB: 1 BB: 0 P: 14	R: 0 E: 0 K: 0 S: 4	H: 0 LOB: 0 BB: 0 P: 7	R: 0 E: 0 K: 2 S: 8	H: 0 LOB: 0 BB: 0 P: 13	R: 0 E: 0 K: 0 S: 6	H: 2 LOB: 1 BB: 0 P: 12	R: 0 E: 0 K: 1 S: 7	H: 0 LOB: 0 BB: 0 P: 12	R: 0 E: 0 K: 0 S: 6	H: 0 LOB: 0 BB: 0 P: 11	R: 0 E: 0 K: 0 S: 7	H: 0 LOB: 0 BB: 0 P: 9

1B: 5	SF: 0	WP: 0	PA: 33
2B: 3	SAC: 0	PB: 0	
3B: 1	DP: 2	SB: 0	
HR: 0	HBP: 0	CS: 0	

PITCHER		IP	WLS	BF	H	R	ER	SO	BB	IBB	HBP	BLK	WP	HR	S	P	ERA	WHIP
Dennis Martinez, R ERA: 2.64	(1, 1)	6.0		24	8	2	2	3	1	0	0	0	0	0	52	82	3.00	1.500
Tim Burke, R ERA: 3.91	(7, 1)	1.0		3	0	0	0	1	0	0	0	0	0	0	7	12	0.00	0.000
Joe Hesketh, L ERA: 3.0	(8, 1)	1.0		3	0	0	0	0	0	0	0	0	0	0	6	11	0.00	0.000
Andy McGaffigan, R ERA: 4.64	(9, 1)	1.0	W	3	0	0	0	0	0	0	0	0	0	0	7	9	0.00	0.000

PITCHER		IP	WLS	BF	H	R	ER	SO	BB	IBB	HBP	BLK	WP	HR	S	P	ERA	WHIP

BOTTOM

Batter	1	2	3	4	5	6	7	8	9	AB	R	H	RBI	BB	SO	LOB
Tim Raines, S (1, 7) OBP: 0.386, SLG: 0.423	F7		4-3			F5		SH1-4		5	0	2	2	0	0	1
Mitch Webster, S (1, 8) OBP: 0.370, SLG: 0.331	BB		F9					SH1-4		2	0	1	0	1	0	1
Hubie Brooks, R (1, 9) OBP: 0.286, SLG: 0.391	G5-4-3			G6-4-3		4-3		FC6-5-4-1		4	0	2	0	0	0	2
Tim Wallach, R (1, 5) OBP: 0.299, SLG: 0.387	G5-4-3			G6-4-3			L7	6-3		4	0	0	0	0	0	4
Andres Galarraga, R (1, 3) OBP: 0.370, SLG: 0.616		1-3		6-3			1B 3B		2B 1B	4	2	2	0	0	0	0
Tom Foley, L (1, 6) OBP: 0.259, SLG: 0.253		K			F8		BB		B2	3	0	0	0	1	1	1
Nelson Santovenia, R (1, 2) OBP: 0.432, SLG: 0.526 Luis Rivera, R (9, PR) OBP: 0.244, SLG: 0.306		P6			L8		1B		1B 2B	4 0	0 1	2 0	1 0	0 0	0 0	0 0
Johnny Paredes, R (1, 4) OBP: 0.287, SLG: 0.244 Graig Nettles, L (9, PH) OBP: 0.233, SLG: 0.259			4-3 BB		L4		F9		1B IBB	2 0	0 0	0 0	0 0	1 1	0 0	2 0
Dennis Martinez, R (1, 1) OBP: 0.280, SLG: 0.292 Herm Winningham, L (6, PH) OBP: 0.356, SLG: 0.308 Tim Burke, R (7, 1) Dave Engle, R (7, PH) OBP: 0.292, SLG: 0.238 Joe Hesketh, R (8, 1) Andy McGaffigan, R (9, 1) Wallace Johnson, S (9, PH) OBP: 0.391, SLG: 0.381			K			4-3	F8		K	1 1 0 1 0 0 1	0 0 0 0 0 0 0	0 0 0 0 0 0 0	0 0 0 0 0 0 0	0 0 0 0 0 0 0	1 0 0 0 0 0 0	1 0 0 2 0 0 3
Inning Stats	R: 0 E: 0 K: 0 S: 6 H: 1 LOB: 1 BB: 1 P: 11	R: 0 E: 0 K: 1 S: 6 H: 0 LOB: 0 BB: 0 P: 12	R: 0 E: 0 K: 1 S: 8 H: 0 LOB: 1 BB: 1 P: 12	R: 0 E: 0 K: 0 S: 8 H: 1 LOB: 0 BB: 0 P: 12	R: 0 E: 0 K: 0 S: 5 H: 0 LOB: 0 BB: 0 P: 10	R: 0 E: 0 K: 0 S: 10 H: 1 LOB: 1 BB: 0 P: 13	R: 1 E: 0 K: 0 S: 14 H: 2 LOB: 2 BB: 1 P: 21	R: 0 E: 0 K: 0 S: 10 H: 1 LOB: 1 BB: 0 P: 14	R: 2 E: 0 K: 1 S: 10 H: 3 LOB: 2 BB: 1 P: 20	1B: 7 2B: 1 3B: 1 HR: 0	SF: 0 SAC: 1 DP: 2 HBP: 0						

PITCHER		IP	WLS	BF	H	R	ER	SO	BB	IBB	HBP	BLK	WP	HR	S	P	ERA	WHIP
Michael LaCoss, R ERA: 3.31	(1, 1)	6.1		24	4	1	1	2	3	0	0	0	0	0	50	84	1.42	1.105
Craig Lefferts, L ERA: 1.69	(7, 1)	1.1		6	2	0	0	0	0	0	0	0	0	0	13	15	0.00	1.500
Scott Garrelts, R ERA: 3.77	(8, 1)	0.2	L	5	2	2	2	0	0	1	0	0	0	0	10	20	27.00	3.000
Atlee Hammaker, L ERA: 3.19	(9, 1)	0.1		2	1	0	0	1	0	0	0	0	0	0	4	6	0.00	3.000

PITCHER	IP	WLS	BF	H	R	ER	SO	BB	IBB	HBP	BLK	WP	HR	S	P	ERA	WHIP

San Francisco Giants @ Montreal Expos

Olympic Stadium, Montreal, QB

Mon May 30 1988, 7:05 PM EDT

Att. 10,762 - Dome - 80 F

livebaseballscorecards.com

AB	32
R	3
H	9
RBI	3
BB	4
SO	3
LOB	17

1B: 7	SF: 0	WP: 0	PA: 37
2B: 1	SAC: 1	PB: 0	
3B: 1	DP: 2	SB: 0	
HR: 0	HBP: 0	CS: 0	

Batter	1	2	3	4	5	6	7	8	9	AB	R	H	RBI	BB	SO	LOB
Brett Butler, L (1, 8) OBP: 0.346, SLG: 0.351	C B B X 2-1 P9 ①		B C B B C C 3-3 K ③		X 0-0 HR 2-3 3-H 1B		B B X 2-0 F7 ①		C C F X 0-2 6-3 2B BLK 1B	5	2	2	1	0	1	1
Robby Thompson, R (1, 4) OBP: 0.379, SLG: 0.424	X 0-0 F9 ②			B B X 2-0 2B 1B	B 1 SAFE X 1-0 1-H 3-H HR		B B X 2-0 F8 ②		C B F X 1-2 6-3 1-3 ②	5	2	2	3	0	0	1
Will Clark, L (1, 3) OBP: 0.342, SLG: 0.508	F X 0-1 1-6-3 ③			B 1 SAFE S X 1-1 1-H 1B 2B	C B B X 2-1 F9 ②		C S B X 1-2 P5 ③		B B B F B 4-1 2B BB	4	2	1	1	1	0	0
Candy Maldonado, R (1, 9) OBP: 0.310, SLG: 0.402		C B B B X 3-1 6-3 ①		X 0-0 L3 ①	B H 2-0 1B HBP			F B F X 1-2 5-3 ①	F B B F B X 3-2 1-H 3-H 2B	4	0	1	2	0	0	1
Jeffrey Leonard, R (1, 7) OBP: 0.295, SLG: 0.349		C B X 1-1 6-3 ②		X 0-0 CS 2-H 1B	B B C B X 3-1 FC4-6 1-2 1B			X 0-0 HR	X 0-0 6-3 ③	5	1	3	2	0	0	1
Kevin Mitchell, R (1, 5) OBP: 0.321, SLG: 0.456		C C X 0-2 6-3 ③		P P C F X 2-2 F8 ② ③ 1-2	F B X 1-1 FC4-6 ③ 1-2f			C F B B F S 2-3 K ②		4	0	0	0	0	1	3
Chris Speier, R (1, 6) OBP: 0.340, SLG: 0.391			B C C B S 2-3 K ①		C B B S B X 3-2 E4 SH1-4 1B 1B	B X 1-0 5-3 ①		C B B B B 4-1 BB		3	1	0	0	1	1	0
Bob Melvin, R (1, 2) OBP: 0.227, SLG: 0.354			B B F B B 4-1 SH1-4 BB		X 0-0 1B SH1-4 1-2 HR 1B	F F X 0-2 1-3 ②		C F B F X 1-2 P3 ③		3	1	1	0	1	0	1
Rick Reuschel, R (1, 1) OBP: 0.083, SLG: 0.083 Don Robinson, R (8, 1)			P F X 1-1 SH1-4 ② 1-2		C F X 0-2 SH1-4 ① 1-2 2-3	C C B S 1-3 K ③			X 0-0 5-3 ①	1 1	0 0	0 0	0 0	0 0	1 0	0 0
Inning Stats	R: 0 E: 0 K: 0 S: 5 H: 0 LOB: 0 BB: 0 P: 7	R: 0 E: 0 K: 0 S: 7 H: 0 LOB: 0 BB: 0 P: 11	R: 0 E: 0 K: 2 S: 10 H: 0 LOB: 1 BB: 1 P: 19	R: 2 E: 0 K: 0 S: 10 H: 3 LOB: 0 BB: 0 P: 13	R: 4 E: 1 K: 0 S: 15 H: 4 LOB: 2 BB: 0 P: 27	R: 0 E: 0 K: 1 S: 7 H: 0 LOB: 0 BB: 0 P: 9	R: 0 E: 0 K: 0 S: 5 H: 0 LOB: 0 BB: 0 P: 10	R: 1 E: 0 K: 1 S: 13 H: 1 LOB: 1 BB: 1 P: 21	R: 2 E: 0 K: 0 S: 13 H: 2 LOB: 1 BB: 1 P: 21	1B: 6 2B: 2 3B: 0 HR: 2 SF: 0 SAC: 2 DP: 0 HBP: 1							

TOP

San Francisco Giants @ Montreal Expos

Olympic Stadium, Montreal, QB

Tue May 31 1988, 7:05 PM EDT

Att. 11,902 - Dome - 84 F

livebaseballscorecards.com

AB	35
R	9
H	10
RBI	9
BB	3
SO	4
LOB	8

WP: 0 PB: 0 SB: 0 CS: 1 PA: 41

PITCHER		IP	WLS	BF	H	R	ER	SO	BB	IBB	HBP	BLK	WP	HR	S	P	ERA	WHIP
Bryn Smith, R ERA: 4.15	(1, 1)	4.2	L	23	7	6	5	2	1	0	1	0	0	1	45	74	9.64	1.714
Tim Burke, R ERA: 3.58	(5, 1)	2.1		7	0	0	0	1	0	0	0	0	0	0	14	22	0.00	0.000
Bob McClure, L ERA: 8.71	(8, 1)	2.0		11	3	3	3	1	2	0	0	1	0	1	26	42	13.50	2.500

PITCHER	IP	WLS	BF	H	R	ER	SO	BB	IBB	HBP	BLK	WP	HR	S	P	ERA	WHIP

BOTTOM

San Francisco Giants @ Montreal Expos

Olympic Stadium, Montreal, QB

Tue May 31 1988, 7:05 PM EDT

Att. 11,902 - Dome - 84 F

livebaseballscorecards.com

Batter	1	2	3	4	5	6	7	8	9	AB	R	H	RBI	BB	SO	LOB
Tim Raines, S (1, 7) OBP: 0.388, SLG: 0.424	F S B F B F B F B 4-2 CS BB		X 0-0 ② F7			B B B C X 3-1 F8 BB 1B	F B B F F X 2-2 ② SF8 3-H			2	0	1	1	1	0	0
Mitch Webster, S (1, 8) OBP: 0.362, SLG: 0.322	1 SAFE B 1 SAFE P S C F X 2-2 ①② G3 1-2		B B B C X 3-1 ③ G3			C X 0-1 ① F8	F B B B X 3-1 ③ P6			4	0	0	0	0	0	3
Hubie Brooks, R (1, 9) OBP: 0.285, SLG: 0.385	S B X 1-1 ③ 5-3			B B X 2-0 ① 5-3		B F S B B F 1 F B 4-2 1-2 SAFE BB		C F S 0-3 ① K		3	0	0	0	1	1	0
Tim Wallach, R (1, 5) OBP: 0.298, SLG: 0.384		C B B X 2-2 ① 5-3		F C X 0-2 G6-4-3 1B		F F B X 1-2 ② F8 2-3		S C X 0-2 ② L5		4	0	1	0	0	0	2
Andres Galarraga, R (1, 3) OBP: 0.363, SLG: 0.603		C B B F F B S 3-3 ② K		F 1 SAFE B C F B X 2-2 ②③ G6-4-3 1-2f		S C S 0-3 ③ K		B F F F F B S 2-3 ③ K		4	0	0	0	0	3	3
Tom Foley, L (1, 4) OBP: 0.277, SLG: 0.291		X 0-0 1B 1B			C B X 1-1 2B		X 0-0 1B 1B 2B		F X 0-1 ① P5	4	1	3	0	0	0	0
Nelson Santovenia, R (1, 2) OBP: 0.417, SLG: 0.500		X 0-0 1-3 1B			B F F S 1-3 ① K		B F S B X 2-2 ① P7		B F F C 1-3 ② K	4	0	1	0	0	2	2
Luis Rivera, R (1, 6) OBP: 0.244, SLG: 0.304		C F S 0-3 ③ K			X 0-0 ② F3		X 0-0 1B SF8 2-3 1B		B S F F X 1-2 ③ F7	4	1	1	0	0	1	3
Bryn Smith, R (1, 1) OBP: 0.111, SLG: 0.059 Tim Burke, R (5, 1) Graig Nettles, L (7, PH) OBP: 0.258, SLG: 0.286 Bob McClure, R (8, 1)			C B F B X 2-2 ① 6-3		C B X 1-1 ③ 4-3		X 0-0 1-3 3-H 1B			1 1 1 0	0 0 0 0	0 0 1 0	0 0 1 0	0 0 0 0	0 0 0 0	0 1 0 0

	AB	32
	R	2
	H	8
	RBI	2
	BB	2
	SO	7
	LOB	14

Inning Stats	1	2	3	4	5	6	7	8	9	1B: 6	SF: 1	WP: 0	PA: 35
	R: 0 E: 0 K: 0 S: 12 H: 0 LOB: 0 BB: 1 P: 18	R: 0 E: 0 K: 2 S: 12 H: 2 LOB: 2 BB: 0 P: 17	R: 0 E: 0 K: 0 S: 6 H: 0 LOB: 0 BB: 0 P: 11	R: 0 E: 0 K: 0 S: 8 H: 1 LOB: 0 BB: 0 P: 12	R: 0 E: 0 K: 1 S: 8 H: 1 LOB: 1 BB: 0 P: 11	R: 0 E: 0 K: 1 S: 14 H: 1 LOB: 2 BB: 1 P: 22	R: 2 E: 0 K: 0 S: 12 H: 3 LOB: 1 BB: 0 P: 19	R: 0 E: 0 K: 2 S: 12 H: 0 LOB: 0 BB: 0 P: 14	R: 0 E: 0 K: 1 S: 9 H: 0 LOB: 0 BB: 0 P: 11	2B: 2 3B: 0 HR: 0	SAC: 0 DP: 1 HBP: 0	PB: 0 SB: 0 CS: 1	

PITCHER		IP	WLS	BF	H	R	ER	SO	BB	IBB	HBP	BLK	WP	HR	S	P	ERA	WHIP
Rick Reuschel, R ERA: 2.89	(1, 1)	7.0	W	29	8	2	2	4	2	0	0	0	0	0	72	110	2.57	1.429
Don Robinson, R ERA: 2.51	(8, 1)	2.0		6	0	0	0	3	0	0	0	0	0	0	21	25	0.00	0.000

PITCHER	IP	WLS	BF	H	R	ER	SO	BB	IBB	HBP	BLK	WP	HR	S	P	ERA	WHIP

Batter	1	2	3	4	5	6	7	8	9	AB	R	H	RBI	BB	SO	LOB
Brett Butler, L (1, 8) OBP: 0.344, SLG: 0.345	B C B X 2-1 ① F9		F F B X 1-2 ③ 4-3			B B B C B 4-1 BB		B C F F S 1-3 ② K		3	0	0	0	1	1	1
Robby Thompson, R (1, 4) OBP: 0.371, SLG: 0.415	C B C S 1-3 ② K			X 0-0 ① L5		S 1 SAFE 1 SAFE C B S 1-3 ③ K		B F B X 2-1 E5		4	0	0	0	0	2	1
Will Clark, L (1, 3) OBP: 0.345, SLG: 0.521	B B C S S 2-3 ③ K			B B B C F B 4-2 G5-4-3 BB			C F B B B X 3-2 HR	C F P S 1-3 ③ K		3	1	1	1	1	2	1
Kevin Mitchell, R (1, 5) OBP: 0.315, SLG: 0.446		C B S F X 1-2 ① 6-3		B F X 1-1 ② ③ G5-4-3 1-2f			C C B F F B X 2-2 ① 6-3		B S X 1-1 ① 3-1	4	0	0	0	0	0	1
Jeffrey Leonard, R (1, 7) OBP: 0.300, SLG: 0.367		S S S 0-3 ② K			S F S 0-3 ① K		X 0-0 E8 1B 2B		F B B B X 3-1 2B	4	1	2	0	0	2	0
Mike Aldrete, L (1, 9) OBP: 0.364, SLG: 0.354 Craig Lefferts, L (7, 1)		F F B F S 1-3 ③ K			C B B B X 3-1 ② F6		B S B X 2-1 3-H 1B		S F S 0-3 ② K	3 1	0 0	1 0	1 0	0 0	1 1	0 1
Chris Speier, R (1, 6) OBP: 0.316, SLG: 0.360			S B B B X 3-1 ① 6-3		S B C X 1-2 ③ F9		X 0-0 ② F9		B F S B C 2-3 ③ K	4	0	0	0	0	1	2
Bob Melvin, R (1, 2) OBP: 0.221, SLG: 0.345			B X 1-0 ② 6-3			B C B B C X 3-2 ① F8	C S B S 1-3 ③ K			3	0	0	0	0	1	1
Kelly Downs, R (1, 1) OBP: 0.111, SLG: 0.059 Candy Maldonado, R (7, 9) OBP: 0.308, SLG: 0.400			S B B B B 4-1 BB			B B B C C C T X 3-2 ② F9		B S T C 1-3 ① K		1 1	0 0	0 0	0 0	1 0	0 1	0 0
Inning Stats	R: 0 E: 0 K: 2 S: 8 H: 0 LOB: 0 BB: 0 P: 13	R: 0 E: 0 K: 2 S: 11 H: 0 LOB: 0 BB: 0 P: 13	R: 0 E: 0 K: 0 S: 7 H: 0 LOB: 1 BB: 1 P: 16	R: 0 E: 0 K: 0 S: 5 H: 0 LOB: 0 BB: 1 P: 10	R: 0 E: 0 K: 1 S: 8 H: 0 LOB: 0 BB: 0 P: 12	R: 0 E: 0 K: 1 S: 11 H: 0 LOB: 1 BB: 1 P: 22	R: 2 E: 1 K: 1 S: 15 H: 3 LOB: 1 BB: 0 P: 23	R: 0 E: 1 K: 3 S: 14 H: 0 LOB: 1 BB: 0 P: 18	R: 0 E: 0 K: 2 S: 10 H: 1 LOB: 1 BB: 0 P: 16	1B: 1 2B: 2 3B: 0 HR: 1	SF: 0 SAC: 0 DP: 1 HBP: 0						

PITCHER	IP	WLS	BF	H	R	ER	SO	BB	IBB	HBP	BLK	WP	HR	S	P	ERA	WHIP
Floyd Youmans, R (1, 1) ERA: 3.55	7.0	L	26	3	2	2	7	3	0	0	0	0	1	65	109	2.57	0.857
Andy McGaffigan, R (8, 1) ERA: 4.37	2.0		8	1	0	0	5	0	0	0	0	0	0	24	34	0.00	0.500

PITCHER	IP	WLS	BF	H	R	ER	SO	BB	IBB	HBP	BLK	WP	HR	S	P	ERA	WHIP

TOP

San Francisco Giants @ Montreal Expos

Olympic Stadium, Montreal, QB

Wed Jun 01 1988, 7:05 PM EDT

Att. 12,074 - Dome - 70 F

livebaseballscorecards.com

AB	31
R	2
H	4
RBI	2
BB	3
SO	12
LOB	8

1B: 1	SF: 0	WP: 0	PA: 34
2B: 2	SAC: 0	PB: 0	
3B: 0	DP: 1	SB: 0	
HR: 1	HBP: 0	CS: 0	

Batter	1	2	3	4	5	6	7	8	9	AB	R	H	RBI	BB	SO	LOB
Tim Raines, S (1, 7) OBP: 0.386, SLG: 0.418	F B B B F B 4-2 4-3 S BB		C B F B B S 3-3 ① K		B X 1-0 ② F7		B B F S F F X 2-2 ③ 5-3			3	0	0	0	1	1	0
Mitch Webster, S (1, 8) OBP: 0.365, SLG: 0.318	C 1 SAFE B 1 B F X SAFE 2-2 ① 4-3 1-3		B B B B 4-0 G3-6-3 BB		B B B C F B 4-2 S BB			C S B F B X 2-2 ① F8		2	0	0	0	2	0	1
Hubie Brooks, R (1, 9) OBP: 0.284, SLG: 0.382	S B F S 1-3 ② K		1 SAFE B 1 SAFE D X 2-0 ②③ G3-6-3 1-2f		1 SAFE B C F B X 2-2 ③ 5-3 1-2			C X 0-1 1B		4	0	1	0	0	1	3
Graig Nettles, L (1, 5) OBP: 0.235, SLG: 0.258 Tim Wallach, R (8, PH) OBP: 0.296, SLG: 0.382 (9, 5)	F B B X 2-1 ③ F8			F F B X 1-2 ① 4-3		S B C F X 1-2 ① 4-3		S B 1 S T P S SAFE 2-3 ② K		3 1	0 0	0 0	0 0	0 0	0 1	1 1
Andres Galarraga, R (1, 3) OBP: 0.370, SLG: 0.626		C X 0-1 1B 1B		B C B X 2-1 HR		B X 1-0 3-1 2B		F 1 F S SAFE 0-3 ③ K		4	1	3	1	0	1	1
Tom Foley, L (1, 6) OBP: 0.270, SLG: 0.283 Luis Rivera, R (9, PH) OBP: 0.242, SLG: 0.302		1 SAFE X 0-0 ① L6	X 0-0 ② F6			F F X 0-2 ② 3-1 2-3			S F S 0-3 ① K	3 1	0 0	0 0	0 0	0 0	0 1	2 0
Nelson Santovenia, R (1, 2) OBP: 0.423, SLG: 0.489		1 SAFE B 1 SAFE S 1 SAFE F B X 2-2 1-3 1B	F H 1-1 HBP			X 0-0 ③ F3			C B B F X 2-2 ② F6	3	0	1	0	0	0	1
Casey Candaele, S (1, 4) OBP: 0.226, SLG: 0.211	B X 1-0 ② F7		X 0-0 ③ 1-3				B C X 1-1 ① 5-3		C X 0-1 ③ 6-3	4	0	0	0	0	0	3
Floyd Youmans, R (1, 1) OBP: 0.105, SLG: 0.111 Dave Engle, R (7, PH) OBP: 0.280, SLG: 0.227 Andy McGaffigan, R (8, 1)		X 0-0 ③ 5-3			S B F X 1-2 ① 6-3		C B S B B F F X 3-2 ② F8			2 1 0	0 0 0	0 0 0	0 0 0	0 0 0	0 0 0	2 0 0
Inning Stats	R: 0 H: 0 E: 0 LOB: 1 K: 1 BB: 1 S: 10 P: 19	R: 0 H: 2 E: 0 LOB: 2 K: 0 BB: 0 S: 8 P: 11	R: 0 H: 0 E: 0 LOB: 0 K: 1 BB: 1 S: 5 P: 13	R: 1 H: 1 E: 0 LOB: 1 K: 0 BB: 0 S: 8 P: 12	R: 0 H: 0 E: 0 LOB: 1 K: 0 BB: 1 S: 9 P: 17	R: 0 H: 1 E: 0 LOB: 1 K: 0 BB: 0 S: 9 P: 11	R: 0 H: 0 E: 0 LOB: 0 K: 0 BB: 0 S: 12 P: 18	R: 0 H: 1 E: 0 LOB: 1 K: 2 BB: 0 S: 14 P: 17	R: 0 H: 0 E: 0 LOB: 0 K: 1 BB: 0 S: 8 P: 10	1B: 3 SF: 0 2B: 1 SAC: 0 3B: 0 DP: 1 HR: 1 HBP: 1						WP: 0 PA: 35 PB: 0 SB: 2 CS: 0	

PITCHER		IP	WLS	BF	H	R	ER	SO	BB	IBB	HBP	BLK	WP	HR	S	P	ERA	WHIP
Kelly Downs, R ERA: 3.43	(1, 1)	6.0	W	25	4	1	1	2	3	0	1	0	0	1	49	83	1.50	1.167
Craig Lefferts, L ERA: 1.54	(7, 1)	3.0	S	10	1	0	0	3	0	0	0	0	0	0	34	45	0.00	0.333

PITCHER	IP	WLS	BF	H	R	ER	SO	BB	IBB	HBP	BLK	WP	HR	S	P	ERA	WHIP

BOTTOM

San Francisco Giants @ Montreal Expos

Olympic Stadium, Montreal, QB

Wed Jun 01 1988, 7:05 PM EDT

Att. 12,074 - Dome - 70 F

livebaseballscorecards.com

AB	31
R	1
H	5
RBI	1
BB	3
SO	5
LOB	15

Batter	1	2	3	4	5	6	7	8	9	AB	R	H	RBI	BB	SO	LOB
Tim Raines, S (1, 7) OBP: 0.378, SLG: 0.407	B L B X 2-1 F8 ①		B C C X 1-2 F7 ②		B F B X 2-1 F8 ③		X 0-0 G3-1 ③		1 SAFE X 0-0 FC4-6 1B HR 1-2f ②	5	1	0	0	0	0	5
Mitch Webster, S (1, 8) OBP: 0.366, SLG: 0.316	X 0-0 G4-3 ②		B B B C B 4-1 1B BB 1-2 2-3			F B B S B X 3-2 F8 ①		X 0-0 E6 CS BLK ②	B X 1-0 HR 1B 1-3	4	1	1	0	1	0	0
Andres Galarraga, R (1, 3) OBP: 0.376, SLG: 0.639	B F B S X 2-2 G5-3 ③		B S X 1-1 1B 1-3 2-H 3-H			C B B S B B 4-2 G5-3 WP BB		B B 1 SAFE F S F F S 2-3 K ① 1-2	B F X 1-1 HR 1-H 3-H	4	2	2	5	1	1	1
Hubie Brooks, R (1, 9) OBP: 0.287, SLG: 0.380		B B X 2-0 P6 ①	B B F F F F X 2-2 G4-3 ③			B 1 SAFE P X 2-0 G5-3 ② 1-3		B C X 1-1 1B BB	B F B B B 4-1 BB	4	1	1	0	1	0	3
Tim Wallach, R (1, 5) OBP: 0.294, SLG: 0.374		C B C F F F F F X 1-2 L4 ②		X 0-0 G5-3 ①		B C B X 2-1 F8 ③ 3-H		S B B S B F B 4-2 1B BB ② 1-2 2-3	X 0-0 F8 ③	4	0	0	0	1	0	1
Tom Foley, L (1, 6) OBP: 0.269, SLG: 0.282		B X 1-0 G4-3 ③		F C B B X 2-2 F7 ②			B F B F X 2-2 F8 ①	F F B X 1-2 FC6-4 1B ③ 1-3 2-H		4	0	1	1	0	0	0
Nelson Santovenia, R (1, 2) OBP: 0.411, SLG: 0.458			B F C B B F B 4-2 FC4-6 BB	B F B S X 2-2 L6 ③			B B X 2-0 F7 ② 1-2f	F B X 1-1 FC6-4 ③		3	0	0	0	1	0	2
Casey Candaele, S (1, 4) OBP: 0.212, SLG: 0.197			C X 0-1 FC4-6 BB 1B 1B ① 1-2f		C B X 1-1 G4-3 ①		X 0-0 E3 WP		B F X 1-1 G4-3 ①	4	1	0	0	0	0	1
Neal Heaton, L (1, 1) OBP: 0.214, SLG: 0.214 Herm Winningham, L (7, PH) OBP: 0.367, SLG: 0.308 Joe Hesketh, R (7, 1)			L X 0-1 1B BB 1-2		C S B F F C 1-3 K ②		B B 1 S B B SAFE 4-1 BB 1-2		B B B B 4-0 FC4-6 BB	2 0 0	1 0 0	1 0 0	0 0 0	1 1 1	0 0 0	0 0 0
Inning Stats	R: 0 H: 0 E: 0 LOB: 0 K: 0 BB: 0 S: 6 P: 10	R: 0 H: 0 E: 0 LOB: 0 K: 0 BB: 0 S: 9 P: 13	R: 2 H: 2 E: 0 LOB: 2 K: 0 BB: 2 S: 17 P: 29	R: 0 H: 0 E: 0 LOB: 0 K: 0 BB: 0 S: 7 P: 11	R: 0 H: 0 E: 0 LOB: 0 K: 1 BB: 0 S: 9 P: 13	R: 1 H: 0 E: 0 LOB: 0 K: 0 BB: 1 S: 9 P: 19	R: 0 H: 0 E: 1 LOB: 2 K: 0 BB: 1 S: 7 P: 15	R: 1 H: 2 E: 1 LOB: 2 K: 1 BB: 1 S: 16 P: 25	R: 3 H: 2 E: 0 LOB: 1 K: 0 BB: 2 S: 8 P: 19	1B: 5 SF: 0 2B: 0 SAC: 0 3B: 0 DP: 0 HR: 1 HBP: 0						WP: 2 PA: 41 PB: 0 SB: 0 CS: 1

PITCHER		IP	WLS	BF	H	R	ER	SO	BB	IBB	HBP	BLK	WP	HR	S	P	ERA	WHIP
Bob Walk, R ERA: 2.84	(1, 1)	7.0	L	28	2	3	3	1	4	0	0	0	2	0	64	110	3.86	0.857
Barry Jones, R ERA: 2.39	(8, 1)	2.0		13	4	4	4	1	3	0	0	1	0	1	24	44	18.00	3.500

PITCHER	IP	WLS	BF	H	R	ER	SO	BB	IBB	HBP	BLK	WP	HR	S	P	ERA	WHIP

TOP

Montreal Expos @ Pittsburgh Pirates

Three Rivers Stadium, Pittsburgh, PA

Thu Jun 02 1988, 7:05 PM EDT

Att. 11,070 - Unknown - 65 F

livebaseballscorecards.com

AB	34
R	7
H	6
RBI	6
BB	7
SO	2
LOB	13

BOTTOM

Montreal Expos @ Pittsburgh Pirates

Three Rivers Stadium, Pittsburgh, PA

Thu Jun 02 1988, 7:05 PM EDT

Att. 11,070 - Unknown - 65 F

Batter	1	2	3	4	5	6	7	8	9	AB	R	H	RBI	BB	SO	LOB
Barry Bonds, L (1, 7) OBP: 0.339, SLG: 0.563	F F C 0-3 ① K		C X 0-1 HR		B B B C X 3-1 ③ F8		B X 1-0 ②③ G4-6-3 1-2f		F B B C B B 4-2 BB	4	1	1	1	1	1	3
Jose Lind, R (1, 4) OBP: 0.297, SLG: 0.285	C B B C S 2-3 ② K		B X 1-0 CS 1B			B B B B 4-0 1B BB BB		B B B B 4-0 FC5-4 BB	B F X 1-1 ③ F9	3	0	1	0	2	1	2
John Cangelosi, S (1, 8) OBP: 0.309, SLG: 0.217	B B X 2-0 ③ P3		B C 1 SAFE 1-1 ③ CS 1-2	B B B C X 3-1 ① F7		C P B 1 SAFE L B B 4-2 1B 1-2 BB		C 1 SAFE B S 1 SAFE 1 B B C 3-3 ① K		3	0	0	0	1	1	1
Bobby Bonilla, S (1, 5) OBP: 0.408, SLG: 0.613		B X 1-0 ① G6-3		F X 0-1 ② G6-3		X 0-0 ① L9		X 0-0 ② FC5-4 FC3-6 1-2f		4	0	0	0	0	0	3
Mike Diaz, R (1, 9) OBP: 0.364, SLG: 0.250		B B B C X 3-1 ② L6		X 0-0 ③ L5		X 0-0 1-2 2-3 1B		F B X 1-1 ③ FC3-6 1-2f		4	0	1	0	0	0	1
Randy Milligan, R (1, 3) OBP: 0.354, SLG: 0.369		C X 0-1 HR			C B C B F B B 4-2 1B BB	B X 1-0 ② P4			F B S B S 2-3 ① K	3	1	1	1	1	1	3
Junior Ortiz, R (1, 2) OBP: 0.386, SLG: 0.484		X 0-0 ③ G6-3			F C X 0-2 1-2 1B	F B B F F F X 2-2 F9			B B X 2-0 2B G3 1B	4	1	2	0	0	0	3
Al Pedrique, R (1, 6) OBP: 0.247, SLG: 0.253			C F B X 1-2 ① G6-3		B B B C X 2-1 ① F9		B F B B B 4-1 G4-6-3 BB		B X 1-0 G3 1-3 2B	3	0	1	0	1	0	2
Bob Walk, R (1, 1) OBP: 0.045, SLG: 0.045			C X 0-1 ② G4-3		2 SAFE F X 0-1 ② F4		B F X 1-1 ① B2		X 0-0 ② G3 2-3 3-H	2	0	0	0	0	0	2
Darnell Coles, R (7, PH) OBP: 0.355, SLG: 0.402										1	0	0	0	0	0	1
Barry Jones, R (8, 1)										0	0	0	0	0	0	0
R.J. Reynolds, S (9, PH) OBP: 0.310, SLG: 0.381										1	0	0	1	0	0	1
Inning Stats	R: 0 H: 0 E: 0 LOB: 0 K: 2 BB: 0 S: 7 P: 11	R: 1 H: 1 E: 0 LOB: 0 K: 0 BB: 0 S: 6 P: 10	R: 1 H: 2 E: 0 LOB: 0 K: 0 BB: 0 S: 9 P: 12	R: 0 H: 0 E: 0 LOB: 0 K: 0 BB: 0 S: 5 P: 8	R: 0 H: 1 E: 0 LOB: 2 K: 0 BB: 1 S: 12 P: 21	R: 0 H: 1 E: 0 LOB: 3 K: 0 BB: 2 S: 11 P: 21	R: 0 H: 0 E: 0 LOB: 0 K: 0 BB: 1 S: 4 P: 10	R: 0 H: 0 E: 0 LOB: 1 K: 1 BB: 1 S: 6 P: 14	R: 1 H: 2 E: 0 LOB: 2 K: 1 BB: 1 S: 10 P: 20	1B: 4 SF: 0 2B: 1 SAC: 0 3B: 0 DP: 1 HR: 2 HBP: 0							

livebaseballscorecards.com

AB	32
R	3
H	7
RBI	3
BB	6
SO	4
LOB	22

WP: 0 PA: 39
PB: 0
SB: 0
CS: 1

PITCHER		IP	WLS	BF	H	R	ER	SO	BB	IBB	HBP	BLK	WP	HR	S	P	ERA	WHIP
Neal Heaton, L ERA: 5.11	(1, 1)	6.0	W	25	5	2	2	2	3	0	0	0	0	2	50	83	3.00	1.333
Joe Hesketh, L ERA: 3.0	(7, 1)	3.0	S	13	2	1	1	2	3	0	0	0	0	0	20	44	3.00	1.667

PITCHER	IP	WLS	BF	H	R	ER	SO	BB	IBB	HBP	BLK	WP	HR	S	P	ERA	WHIP

Batter	1	2	3	4	5	6	7	8	9	AB	R	H	RBI	BB	SO	LOB
Tim Raines, S (1, 7) OBP: 0.376, SLG: 0.401	S S S 0-3 ① K		B B B 4-0 FC6 BB			x 0-0 ① F6			x 0-0 ① G3	3	0	0	0	1	1	0
Mitch Webster, S (1, 8) OBP: 0.358, SLG: 0.309	x 0-0 ② 5-3		x 0-0 ③ FC6 1-2f			x 0-0 ② F7			S S S 0-3 ② K	4	0	0	0	0	1	1
Andres Galarraga, R (1, 3) OBP: 0.369, SLG: 0.626	x 0-0 ③ F8			x 0-0 ① 3-1		x 0-0 ③ 4-3			x 0-0 ③ 3-1	4	0	0	0	0	0	0
Hubie Brooks, R (1, 9) OBP: 0.288, SLG: 0.376		B B B 4-0 4-6-3 BB		x 0-0 ② 6-3			x 0-0 ① 3-1			2	0	0	0	1	0	0
Tim Wallach, R (1, 5) OBP: 0.295, SLG: 0.383		x 0-0 ① 4-6-3 1-2		x 0-0 BLK 3B			x 0-0 ② F4			3	1	1	0	0	0	1
Nelson Santovenia, R (1, 2) OBP: 0.390, SLG: 0.431		S S S 0-3 ② K		S S S 0-3 ③ K 3-H			S S S 0-3 ③ K			3	0	0	0	0	3	1
Casey Candaele, S (1, 4) OBP: 0.203, SLG: 0.188		x 0-0 ③ F9			x 0-0 ① 1-3			x 0-0 ① F7		3	0	0	0	0	0	1
Luis Rivera, R (1, 6) OBP: 0.237, SLG: 0.295			x 0-0 ① F7		x 0-0 ② F9			x 0-0 ② F5		3	0	0	0	0	0	0
John Dopson, L (1, 1) OBP: 0.091, SLG: 0.091			S S S 0-3 ② K		S S S 0-3 ③ K			S S S 0-3 ③ K		3	0	0	0	0	3	0
Inning Stats	R: 0 E: 0 K: 1 S: 5 H: 0 LOB: 0 BB: 0 P: 5	R: 0 E: 0 K: 1 S: 5 H: 0 LOB: 1 BB: 1 P: 9	R: 0 E: 0 K: 1 S: 5 H: 0 LOB: 1 BB: 1 P: 9	R: 1 E: 0 K: 1 S: 6 H: 1 LOB: 0 BB: 0 P: 6	R: 0 E: 0 K: 1 S: 5 H: 0 LOB: 0 BB: 0 P: 5	R: 0 E: 0 K: 0 S: 3 H: 0 LOB: 0 BB: 0 P: 3	R: 0 E: 0 K: 1 S: 5 H: 0 LOB: 0 BB: 0 P: 5	R: 0 E: 0 K: 1 S: 5 H: 0 LOB: 0 BB: 0 P: 5	R: 0 E: 0 K: 1 S: 5 H: 0 LOB: 0 BB: 0 P: 5	1B: 0 2B: 0 3B: 1 HR: 0	SF: 0 SAC: 0 DP: 0 HBP: 0						

PITCHER	IP	WLS	BF	H	R	ER	SO	BB	IBB	HBP	BLK	WP	HR	S	P	ERA	WHIP
John Smiley, L (1, 1) ERA: 2.95	9.0	W	30	1	1	1	8	2	0	0	1	0	0	44	52	1.00	0.333

PITCHER	IP	WLS	BF	H	R	ER	SO	BB	IBB	HBP	BLK	WP	HR	S	P	ERA	WHIP

TOP

Montreal Expos @ Pittsburgh Pirates

Three Rivers Stadium, Pittsburgh, PA

Fri Jun 03 1988, 7:05 PM EDT

Att. 19,162 - Unknown

livebaseballscorecards.com

AB	28
R	1
H	1
RBI	0
BB	2
SO	8
LOB	4

PA: 30

WP: 0 PB: 0 SB: 0 CS: 0

Montreal Expos @ Pittsburgh Pirates

Three Rivers Stadium, Pittsburgh, PA

Fri Jun 03 1988, 7:05 PM EDT

Att. 19,162 - Unknown

BOTTOM

Batter	1	2	3	4	5	6	7	8	9	AB	R	H	RBI	BB	SO	LOB
Barry Bonds, L (1, 7) OBP: 0.342, SLG: 0.560	G6-3 1B		E6 S		BBB 4-0 BB			4-3		3	0	1	0	1	0	0
Jose Lind, R (1, 4) OBP: 0.296, SLG: 0.298	G6-3 1-2f		SSS 0-3 K 1-2		4-3			HR		4	1	1	1	0	1	4
Andy Van Slyke, L (1, 8) OBP: 0.336, SLG: 0.475	SSS 0-3 K 2B		G3			F8		G3		4	0	0	0	0	1	1
Bobby Bonilla, S (1, 5) OBP: 0.410, SLG: 0.615	1-3 2B			6-3		F8		1B		4	0	2	0	0	0	0
R.J. Reynolds, S (1, 9) OBP: 0.308, SLG: 0.377	F7			4-3		S 1B		4-3		4	0	1	0	0	0	3
Sid Bream, L (1, 3) OBP: 0.314, SLG: 0.414		7-3 1B		4-3		F8 1-2			F8	4	0	1	0	0	0	1
Michael LaValliere, L (1, 2) OBP: 0.414, SLG: 0.383		7-3 1-2f			2B		4-3		1B 2B	4	0	2	0	0	0	1
John Cangelosi, S (9, PR) OBP: 0.309, SLG: 0.217										0	1	0	0	0	0	0
Rafael Belliard, R (1, 6) OBP: 0.338, SLG: 0.349		F9			6-3		5-3			3	0	0	0	0	0	1
Mike Diaz, R (9, PH) OBP: 0.382, SLG: 0.276									2-H 1B	1	0	1	1	0	0	0
John Smiley, L (1, 1) OBP: 0.167, SLG: 0.130			L6		F7		4-3			3	0	0	0	0	0	1

	AB	34
	R	2
	H	9
	RBI	2
	BB	1
	SO	2
	LOB	12

livebaseballscorecards.com

Inning Stats	1	2	3	4	5	6	7	8	9
	R: 0 E: 0 K: 1 S: 7	H: 2 LOB: 2 BB: 0 P: 7	R: 0 E: 0 K: 0 S: 3	H: 1 LOB: 0 BB: 0 P: 3	R: 0 E: 1 K: 1 S: 6	H: 0 LOB: 1 BB: 0 P: 6	R: 0 E: 0 K: 0 S: 3	H: 0 LOB: 0 BB: 0 P: 3	R: 0 E: 0 K: 0 S: 4	H: 1 LOB: 2 BB: 1 P: 8	R: 0 E: 0 K: 0 S: 4	H: 1 LOB: 1 BB: 0 P: 4	R: 0 E: 0 K: 0 S: 3	H: 0 LOB: 0 BB: 0 P: 3	R: 1 E: 0 K: 0 S: 5	H: 2 LOB: 1 BB: 0 P: 5	R: 1 E: 0 K: 0 S: 3	H: 2 LOB: 2 BB: 0 P: 3

	1B: 5	SF: 0	WP: 1	PA: 35
	2B: 4	SAC: 0	PB: 0	
	3B: 0	DP: 2	SB: 2	
	HR: 1	HBP: 0	CS: 0	

PITCHER		IP	WLS	BF	H	R	ER	SO	BB	IBB	HBP	BLK	WP	HR	S	P	ERA	WHIP
John Dopson, R ERA: 2.48	(1, 1)	8.1	L	35	9	2	2	2	1	0	0	0	1	1	38	42	2.16	1.200

PITCHER	IP	WLS	BF	H	R	ER	SO	BB	IBB	HBP	BLK	WP	HR	S	P	ERA	WHIP

Batter	1	2	3	4	5	6	7	8	9	AB	R	H	RBI	BB	SO	LOB
Tim Raines, S (1, 7) OBP: 0.376, SLG: 0.398	C B X 1-1 F7 ①		B F B X 2-1 F7 ②	B F F S 1-3 K ③			C B B B B 4-1 L4-3 BB		C B X 1-1 CS 1B	4	0	1	0	1	1	1
Mitch Webster, S (1, 8) OBP: 0.359, SLG: 0.307	B X 1-0 HR 1B		C X 0-1 G3 ③		B F B F S 2-3 K ①		F 1 SAFE 1 SAFE B B X 2-1 L4-3 ① ② 1-2		B 1 SAFE B 1 SAFE B C F B 4-2 ② 1-2 BB	4	1	1	0	1	1	1
Andres Galarraga, R (1, 3) OBP: 0.369, SLG: 0.635	B F 1 SAFE B 1 SAFE 1 SAFE X 2-1 1-H HR			C B F X 1-2 1B 1B 1B	C B X 1-1 4-3 ②		B F F X 1-2 4-3 ③		C F S 0-3 K ③	5	2	2	2	0	1	1
Hubie Brooks, R (1, 9) OBP: 0.291, SLG: 0.379	B F F B X 2-2 6-3 ②			F F F X 0-2 1B 1-2 1B 1B	B B F X 2-1 BB 1B			B S C F B F B X 3-2 F7 ①		4	1	2	0	0	0	0
Tim Wallach, R (1, 5) OBP: 0.303, SLG: 0.388	C S X 0-2 G3 ③			F X 0-1 FC4-6 E 1B 1-3 2-H 1B	C B B B B 4-1 1-2 BB			B C B B B X 3-1 1B 1B		3	2	2	1	1	0	0
Tom Foley, L (1, 6) OBP: 0.276, SLG: 0.289		C X 0-1 G3 ①		B F B B B X 3-1 FC4-6 1-2 3-H 1B	B F X 1-1 L4 ③			B B X 2-0 1B 1-3 1B		4	0	2	1	0	0	2
Jeff Reed, L (1, 2) OBP: 0.347, SLG: 0.337		C C X 0-2 G1-6-3 1B		B S C F B X 2-2 ① FC4-6 E SH1-3 1-2f 2-3		C C F B X 1-2 3-1 ①		C B X 1-1 ② 1-3 3-H 1B		4	1	2	1	0	0	2
Casey Candaele, S (1, 4) OBP: 0.192, SLG: 0.176		C C F X 0-2 ② ⑤ G1-6-3 1-2f		F B 1 SAFE B X 2-1 FC3 SH1-3 1-3 3-H		F X 0-1 ② 4-3		F X 0-1 ③ P6		4	0	0	0	0	0	3
Dennis Martinez, R (1, 1) OBP: 0.259, SLG: 0.269			F S S S 0-3 ① K	X 0-0 ② SH1-3 2-3 3-H		B B X 2-0 ③ 4-3			S B F B X 2-2 ① 4-3	2	0	0	1	0	1	0
Andy McGaffigan, R (7, 1)										0	0	0	0	0	0	0
Bob McClure, R (8, 1)										1	0	0	0	0	0	0
Inning Stats	R: 2 E: 0 K: 0 S: 11 H: 2 LOB: 0 P: 17	R: 0 E: 0 K: 0 S: 9 H: 1 LOB: 0 BB: 0 P: 9	R: 0 E: 0 K: 1 S: 7 H: 0 LOB: 0 BB: 0 P: 9	R: 4 E: 1 K: 1 S: 21 H: 4 LOB: 1 BB: 0 P: 30	R: 0 E: 0 K: 1 S: 10 H: 1 LOB: 2 BB: 1 P: 20	R: 0 E: 0 K: 0 S: 7 H: 0 LOB: 0 BB: 0 P: 10	R: 0 E: 0 K: 0 S: 6 H: 0 LOB: 0 BB: 1 P: 13	R: 1 E: 0 K: 0 S: 12 H: 3 LOB: 1 BB: 0 P: 21	R: 0 E: 0 K: 1 S: 10 H: 1 LOB: 1 BB: 1 P: 17	1B: 11 2B: 1 3B: 0 HR: 1	SF: 0 SAC: 1 DP: 2 HBP: 0					

TOP

Montreal Expos @ Pittsburgh Pirates

Three Rivers Stadium, Pittsburgh, PA

Sat Jun 04 1988, 7:05 PM EDT

Att. 30,669 - Sunny - 65 F

livebaseballscorecards.com

AB	35
R	7
H	12
RBI	6
BB	3
SO	4
LOB	10

PITCHER		IP	WLS	BF	H	R	ER	SO	BB	IBB	HBP	BLK	WP	HR	S	P	ERA	WHIP
Doug Drabek, R ERA: 4.21	(1, 1)	3.0	L	15	7	6	4	1	0	0	0	0	0	1	38	50	12.00	2.333
Bob Kipper, L ERA: 4.3	(4, 1)	2.0		9	1	0	0	2	1	0	0	0	0	0	20	35	0.00	1.000
Barry Jones, R ERA: 2.22	(6, 1)	2.0		6	0	0	0	0	1	0	0	0	0	0	13	23	0.00	0.500
Jeff Robinson, R ERA: 2.96	(8, 1)	1.0		5	3	1	1	0	0	0	0	0	0	0	12	21	9.00	3.000
Jim Gott, R ERA: 1.93	(9, 1)	1.0		4	1	0	0	1	1	0	0	0	0	0	10	17	0.00	2.000

PITCHER	IP	WLS	BF	H	R	ER	SO	BB	IBB	HBP	BLK	WP	HR	S	P	ERA	WHIP

Montreal Expos @ Pittsburgh Pirates

Three Rivers Stadium, Pittsburgh, PA

Sat Jun 04 1988, 7:05 PM EDT

Att. 30,669 - Sunny - 65 F

livebaseballscorecards.com

BOTTOM

Batter	1	2	3	4	5	6	7	8	9	AB	R	H	RBI	BB	SO	LOB
Barry Bonds, L (1, 7)	F7		4-3		BB		6-3	P5		4	0	0	0	1	0	2
Jim Gott, R (9, 1)										0	0	0	0	0	0	0
Jose Lind, R (1, 4)	BB 1B		F8		4-3		1B S		F9	4	1	1	0	1	0	1
Andy Van Slyke, L (1, 8)	SAFE SAFE		K			1B 3B	1B BB 1-2		K	4	1	1	0	1	3	1
Bobby Bonilla, S (1, 5)	FC1-6 1B 1-2			F7		3B 3-1 1-H	1B 1-2 2-H		4-3	5	1	3	2	0	0	0
R.J. Reynolds, S (1, 9)	FC1-6 1-2f			4-3		K	3-1			4	0	0	0	0	1	5
Sid Bream, L (1, 3)		F8		1B		3-1 3-H		BB		3	0	1	1	1	0	0
Michael LaValliere, L (1, 2)		G3-1		L9		1B		F7 SAFE		4	0	1	0	0	0	2
Rafael Belliard, R (1, 6) Randy Milligan, R (8, PH) Felix Fermin, R (9, 6)		BB			6-3	F9		BB 1-2		2	0	0	0	1	0	1
										0	0	0	0	1	0	0
										0	0	0	0	0	0	0
Doug Drabek, R (1, 1) Bob Kipper, R (4, 1) Darnell Coles, R (5, PH) Barry Jones, R (6, 1) Junior Ortiz, R (7, PH) Jeff Robinson, R (8, 1) Mike Diaz, R (8, PH) (9, 7)		5-3			K		3-1	K		1 0 1 0 1 0 1	0 0 0 0 0 0 0	0 0 0 0 0 0 0	0 0 0 0 0 0 0	0 0 1 0 0 0 0	0 0 0 0 0 0 0	1 0 0 0 0 0 2
Inning Stats	R: 0 H: 1 E: 0 LOB: 2 K: 1 BB: 1 S: 13 P: 21	R: 0 H: 0 E: 0 LOB: 1 K: 0 BB: 1 S: 6 P: 11	R: 0 H: 0 E: 0 LOB: 0 K: 1 BB: 0 S: 6 P: 7	R: 0 H: 1 E: 0 LOB: 1 K: 0 BB: 0 S: 5 P: 7	R: 0 H: 0 E: 0 LOB: 1 K: 1 BB: 1 S: 7 P: 15	R: 2 H: 3 E: 0 LOB: 1 K: 1 BB: 0 S: 18 P: 25	R: 1 H: 2 E: 0 LOB: 2 K: 0 BB: 1 S: 14 P: 23	R: 0 H: 0 E: 0 LOB: 2 K: 1 BB: 2 S: 14 P: 27	R: 0 H: 0 E: 0 LOB: 0 K: 1 BB: 0 S: 12 P: 17							

	AB	34
	R	3
	H	7
	RBI	3
	BB	6
	SO	6
	LOB	15

1B: 6 SF: 0
2B: 0 SAC: 0
3B: 1 DP: 0
HR: 0 HBP: 0

WP: 0 PA: 40
PB: 0
SB: 1
CS: 0

PITCHER		IP	WLS	BF	H	R	ER	SO	BB	IBB	HBP	BLK	WP	HR	S	P	ERA	WHIP
Dennis Martinez, R ERA: 2.76	(1, 1)	6.2	W	30	6	3	3	4	4	0	0	0	0	0	65	105	4.05	1.500
Andy McGaffigan, R ERA: 4.25	(7, 1)	1.0		6	1	0	0	1	2	0	0	0	0	0	15	26	0.00	3.000
Bob McClure, L ERA: 7.71	(8, 1)	1.1	S	4	0	0	0	1	0	0	0	0	0	0	15	22	0.00	0.000

PITCHER	IP	WLS	BF	H	R	ER	SO	BB	IBB	HBP	BLK	WP	HR	S	P	ERA	WHIP

Batter	OBP	SLG
Barry Bonds, L	0.339	0.549
Jim Gott, R		
Jose Lind, R	0.298	0.297
Andy Van Slyke, L	0.338	0.471
Bobby Bonilla, S	0.414	0.625
R.J. Reynolds, S	0.299	0.365
Sid Bream, L	0.319	0.412
Michael LaValliere, L	0.410	0.378
Rafael Belliard, R	0.338	0.338
Randy Milligan, R	0.363	0.369
Felix Fermin, R	0.306	0.226
Doug Drabek, R	0.143	0.214
Bob Kipper, R		
Darnell Coles, R	0.352	0.398
Barry Jones, R		
Junior Ortiz, R	0.380	0.476
Jeff Robinson, R	0.222	0.125
Mike Diaz, R	0.371	0.267

Batter	1	2	3	4	5	6	7	8	9	AB	R	H	RBI	BB	SO	LOB
Tim Raines, S (1, 7) OBP: 0.374, SLG: 0.392	B B B C C X 3-2 G5-3 ①		B B X 2-0 G4-3 ② 2-3		B F B F X 2-2 F7 ③			B 1 SAFE 1 SAFE B P B 4-0 L8 S ① 1-2 BB		3	0	0	0	1	0	1
Herm Winningham, L (1, 8) OBP: 0.344, SLG: 0.286	F X 0-1 G4-3 ②		L B B B F F C 3-3 K ③			S T X 0-2 F8 ①		1 SAFE B B C B X 3-1 L8 ② 1-3		4	0	0	0	0	1	2
Andres Galarraga, R (1, 3) OBP: 0.376, SLG: 0.654	B B S B X 3-1 G4-3 ③			C B B S X 2-2 HR 2B		B C X 1-1 HR		B F F B F B B 4-2 BB		3	2	2	1	1	0	0
Hubie Brooks, R (1, 9) OBP: 0.295, SLG: 0.392		C B B S S F F F F B 4-2 B G4-6-3 BB BB		C 2 SAFE B X 1-1 2-H HR		B B F F F X 2-2 F9 ②		B C B F F F X 2-2 L8 ③		3	1	1	2	1	0	2
Tim Wallach, R (1, 5) OBP: 0.307, SLG: 0.384		B 1 SAFE 1 SAFE B 1 SAFE F 1 SAFE B 1 SAFE 4-2 F B G4-6-3 1-2 BB		C S B B F B B 4-2 CS BB		S S B B X 1-2 F7 ③			F C X 0-2 F7 ①	2	0	0	0	2	0	0
Tom Foley, L (1, 6) (7, 4) OBP: 0.268, SLG: 0.280	X 0-0 G4-6-3 ① ② 1-2f 2-3		X 0-0 F7 ①				X 0-0 F8 ①		C B F X 1-2 F8 ②	4	0	0	0	0	0	3
Jeff Reed, L (1, 2) OBP: 0.333, SLG: 0.323	C B B C F X 2-2 G3-1 ③			F 1 SAFE P F X 1-2 G1-3 ② ③ 1-2			X 0-0 L5 ②		C B C F F B S 2-3 K ③	4	0	0	0	0	1	2
Casey Candaele, S (1, 4) OBP: 0.197, SLG: 0.183 Joe Hesketh, R (7, 1) Jeff Parrett, R (9, 1)		X 0-0 G4-3 SH3-4 1B		X 0-0 G4-3 ①			C F B B X 2-2 P6 ③			3 0 0	0 0 0	1 0 0	0 0 0	0 0 0	0 0 0	0 0 0
Bryn Smith, R (1, 1) OBP: 0.105, SLG: 0.056 Luis Rivera, R (7, 6) OBP: 0.243, SLG: 0.300		S B 1 SAFE 1 SAFE S X 1-2 SH3-4 ① 1-2		B X 1-0 G4-3 ②				S X 0-1 CS 1B		1 1	0 0	0 1	0 0	0 0	0 0	0 0
Inning Stats	R: 0 E: 0 K: 0 S: 7 H: 0 LOB: 0 BB: 0 P: 13	R: 0 E: 0 K: 0 S: 13 H: 0 LOB: 1 BB: 2 P: 23	R: 0 E: 0 K: 1 S: 9 H: 1 LOB: 1 BB: 0 P: 15	R: 2 E: 0 K: 0 S: 13 H: 2 LOB: 0 BB: 1 P: 20	R: 0 E: 0 K: 0 S: 5 H: 0 LOB: 0 BB: 0 P: 8	R: 1 E: 0 K: 0 S: 11 H: 1 LOB: 0 BB: 0 P: 15	R: 0 E: 0 K: 0 S: 5 H: 0 LOB: 0 BB: 0 P: 7	R: 0 E: 0 K: 0 S: 12 H: 1 LOB: 2 BB: 2 P: 24	R: 0 E: 0 K: 1 S: 11 H: 0 LOB: 0 BB: 0 P: 14	1B: 2 2B: 1 3B: 0 HR: 2 SF: 0 SAC: 1 DP: 1 HBP: 0						

TOP

Montreal Expos @ Pittsburgh Pirates

Three Rivers Stadium, Pittsburgh, PA

Sun Jun 05 1988, 3:33 AM EDT

Att. 36,305 - Sunny - 75 F

livebaseballscorecards.com

AB	28
R	3
H	5
RBI	3
BB	5
SO	2
LOB	10

PITCHER		IP	WLS	BF	H	R	ER	SO	BB	IBB	HBP	BLK	WP	HR	S	P	ERA	WHIP
Mike Dunne, R ERA: 4.47	(1, 1)	8.0	L	31	5	3	3	1	5	0	0	0	0	2	75	125	3.38	1.250
Dave Rucker, L ERA:	(9, 1)	1.0		3	0	0	0	1	0	0	0	0	0	0	11	14	0.00	0.000

PITCHER	IP	WLS	BF	H	R	ER	SO	BB	IBB	HBP	BLK	WP	HR	S	P	ERA	WHIP

WP: 0 PB: 0 SB: 1 CS: 2 PA: 34

Montreal Expos @ Pittsburgh Pirates

Three Rivers Stadium, Pittsburgh, PA

Sun Jun 05 1988, 3:33 AM EDT

Att. 36,305 - Sunny - 75 F

BOTTOM

Batter	1	2	3	4	5	6	7	8	9	AB	R	H	RBI	BB	SO	LOB
Barry Bonds, L (1, 7) OBP: 0.342, SLG: 0.548	F B B B F X 3-2 HR 1B		S F B C 1-3 K ②			X 0-0 B1-3 ①		F X 0-1 S 1B		4	1	2	0	0	1	0
Jose Lind, R (1, 4) OBP: 0.294, SLG: 0.292	C 1 SAFE C B F X 1-2 P3 ①		B X 1-0 G4-3 ③			C F X 0-2 F7 ②		1 SAFE C 1 SAFE 1 SAFE B B 1 SAFE X 2-1 F9 ②		4	0	0	0	0	0	2
Andy Van Slyke, L (1, 8) OBP: 0.341, SLG: 0.486	1 SAFE X 0-0 1-H HR			B C B F X 2-2 P5 ①		X 0-0 S 1B		S 1 B S S 1-3 K ③ 1-2		4	1	2	2	0	1	1
Bobby Bonilla, S (1, 5) OBP: 0.407, SLG: 0.613	X 0-0 G4-3 ②			X 0-0 F8 ②		C 1 SAFE B F B B X 3-2 F9 ③ 1-2			X 0-0 G6-3 ①	4	0	0	0	0	0	1
R.J. Reynolds, S (1, 9) OBP: 0.305, SLG: 0.364	C X 0-1 G3 ③			B C X 1-1 S 1B			B B C B X 3-1 P6 ①		B F B B C B 4-2 K2 BB	3	0	1	0	1	0	0
Sid Bream, L (1, 3) OBP: 0.319, SLG: 0.417 Mike Diaz, R (9, PH) OBP: 0.361, SLG: 0.258		B B B C S 3-3 K ①		1 SAFE B 1 SAFE B F 1 SAFE F B X 3-2 G5-3 ③ 1-2			X 0-0 2B		1 SAFE C C F B S 1-3 K2 ② ③ 1-2f	3 1	0 0	1 0	0 0	0 0	1 1	1 1
Michael LaValliere, L (1, 2) OBP: 0.404, SLG: 0.372 Junior Ortiz, R (7, PH) OBP: 0.375, SLG: 0.469 (8, 2)		B X 1-0 G4-3 ②			X 0-0 P5 ①		B C C F F F 2 SAFE S 1-3 K ②			2 1	0 0	0 0	0 0	0 0	0 1	0 1
Rafael Belliard, R (1, 6) OBP: 0.324, SLG: 0.324		F F F S 0-3 K ③			B C F C 1-3 K ②		F X 0-1 F9 ③			3	0	0	0	0	2	1
Mike Dunne, R (1, 1) John Cangelosi, S (8, PH) OBP: 0.304, SLG: 0.213 Dave Rucker, L (9, 1)			X 0-0 F7 ①		S B X 1-1 G1-3 ③			C B B B C F X 3-2 P3 ①		2 1 0	0 0 0	0 0 0	0 0 0	0 0 0	0 0 0	0 0 0
Inning Stats	R: 2 H: 2 E: 0 LOB: 0 K: 0 BB: 0 S: 11 P: 15	R: 0 H: 0 E: 0 LOB: 0 K: 2 BB: 0 S: 8 P: 12	R: 0 H: 0 E: 0 LOB: 0 K: 1 BB: 0 S: 5 P: 7	R: 0 H: 1 E: 0 LOB: 1 K: 0 BB: 0 S: 9 P: 15	R: 0 H: 0 E: 0 LOB: 0 K: 1 BB: 0 S: 6 P: 8	R: 0 H: 1 E: 0 LOB: 1 K: 0 BB: 0 S: 8 P: 11	R: 0 H: 1 E: 0 LOB: 1 K: 1 BB: 0 S: 11 P: 15	R: 0 H: 1 E: 0 LOB: 1 K: 1 BB: 0 S: 11 P: 17	R: 0 H: 0 E: 0 LOB: 1 K: 1 BB: 1 S: 7 P: 12	1B: 4 SF: 0 2B: 2 SAC: 0 3B: 0 DP: 1 HR: 1 HBP: 0						WP: 0 PA: 33 PB: 0 SB: 3 CS: 0	

livebaseballscorecards.com

AB	32
R	2
H	6
RBI	2
BB	1
SO	7
LOB	8

PITCHER		IP	WLS	BF	H	R	ER	SO	BB	IBB	HBP	BLK	WP	HR	S	P	ERA	WHIP
Bryn Smith, R ERA: 4.05	(1, 1)	6.0	W	22	4	2	2	4	0	0	0	0	0	1	47	68	3.00	0.667
Joe Hesketh, L ERA: 2.6	(7, 1)	2.1		10	2	0	0	2	1	0	0	0	0	0	25	39	0.00	1.286
Jeff Parrett, R ERA: 2.02	(9, 1)	0.2	S	1	0	0	0	1	0	0	0	0	0	0	4	5	0.00	0.000

PITCHER	IP	WLS	BF	H	R	ER	SO	BB	IBB	HBP	BLK	WP	HR	S	P	ERA	WHIP

Philadelphia Phillies @ Montreal Expos

Olympic Stadium, Montreal, QB

Mon Jun 06 1988, 7:05 PM EDT

Att. 12,127 - Dome - 70 F

TOP

livebaseballscorecards.com

Batter	1	2	3	4	5	6	7	8	9	AB	R	H	RBI	BB	SO	LOB
Juan Samuel, R (1, 4) OBP: 0.317, SLG: 0.401	F8		5-3		WP S 1B 1B		G3	1-3		5	1	1	0	0	0	1
Von Hayes, L (1, 3) OBP: 0.363, SLG: 0.457	F8		F9		BB 1-3 1B		2B 3B		2B	4	2	2	0	1	0	0
Lance Parrish, R (1, 2) OBP: 0.333, SLG: 0.494	1-3			K S S S	1B 1-2 3-H 1B		2B 3-H 2B		F7	5	1	2	2	0	1	1
Mike Schmidt, R (1, 5) OBP: 0.317, SLG: 0.344		F8		F8	FC4-6 1-3 2-H 1B		2B 2-H		5-3	5	0	2	2	0	0	1
Chris James, R (1, 9) OBP: 0.292, SLG: 0.467		HR		S B B B B BB	FC4-6 1-2f		G6-4-3 1B		5-3	4	1	2	1	1	0	3
Phil Bradley, R (1, 7) OBP: 0.345, SLG: 0.321		BB B B B B		FC6 B B B B 1-2 BB		F9	G6-4-3 1-2f			2	0	0	0	2	0	2
Milt Thompson, L (1, 8) OBP: 0.330, SLG: 0.310		F4		FC6 1-2f		1B		6-3		4	0	1	0	0	0	3
Luis Aguayo, R (1, 6) OBP: 0.317, SLG: 0.352		F4			L6	K S S S		K S S S		4	0	0	0	0	2	2
Steve Jeltz, S (8, 6) OBP: 0.319, SLG: 0.297										0	0	0	0	0	0	0
Kevin Gross, R (1, 1) OBP: 0.286, SLG: 0.273			L4		4-3	F4		1B		4	0	1	0	0	0	1
Steve Bedrosian, R (8, 1)										0	0	0	0	0	0	0
Inning Stats	R: 0 H: 0 E: 0 LOB: 0 K: 0 BB: 0 S: 3 P: 3	R: 1 H: 1 E: 0 LOB: 1 K: 0 BB: 1 S: 4 P: 8	R: 0 H: 0 E: 0 LOB: 0 K: 0 BB: 0 S: 3 P: 3	R: 0 H: 0 E: 0 LOB: 2 K: 1 BB: 2 S: 5 P: 13	R: 2 H: 3 E: 0 LOB: 2 K: 0 BB: 1 S: 6 P: 10	R: 0 H: 1 E: 0 LOB: 1 K: 1 BB: 0 S: 6 P: 6	R: 2 H: 4 E: 0 LOB: 1 K: 0 BB: 0 S: 6 P: 6	R: 0 H: 1 E: 0 LOB: 1 K: 1 BB: 0 S: 6 P: 6	R: 0 H: 1 E: 0 LOB: 1 K: 0 BB: 0 S: 4 P: 4	1B: 6 SF: 0 2B: 3 SAC: 0 3B: 1 DP: 1 HR: 1 HBP: 0						

	AB	37
	R	5
	H	11
	RBI	5
	BB	4
	SO	3
	LOB	14

WP: 1 PA: 41
PB: 0
SB: 2
CS: 0

PITCHER	IP	WLS	BF	H	R	ER	SO	BB	IBB	HBP	BLK	WP	HR	S	P	ERA	WHIP
Floyd Youmans, R (1, 1) ERA: 3.71	4.2	L	21	3	3	3	1	4	0	0	0	1	1	19	35	5.79	1.500
Andy McGaffigan, R (5, 1) ERA: 4.21	0.1		2	1	0	0	0	0	0	0	0	0	0	2	2	0.00	3.000
Tim Burke, R (6, 1) ERA: 3.82	3.0		14	6	2	2	2	0	0	0	0	0	0	18	18	6.00	2.000
Jeff Parrett, R (9, 1) ERA: 1.96	1.0		4	1	0	0	0	0	0	0	0	0	0	4	4	0.00	1.000

PITCHER	IP	WLS	BF	H	R	ER	SO	BB	IBB	HBP	BLK	WP	HR	S	P	ERA	WHIP

Batter	1	2	3	4	5	6	7	8	9	AB	R	H	RBI	BB	SO	LOB
Tim Raines, S (1, 7) OBP: 0.371, SLG: 0.388	4-3		G4-6-3 1-2f			F8		FC4-6 2-3 1B	F8	5	1	1	0	0	0	3
Herm Winningham, L (1, 8) Jeff Parrett, R (9, 1) Wallace Johnson, S (9, PH) OBP: 0.338, SLG: 0.283 OBP: 0.375, SLG: 0.364	G3		K			F8		FC4-6 1-3 3-H 1B	K	4 0 1	0 0 0	1 0 0	1 0 0	0 0 0	1 0 1	0 0 2
Andres Galarraga, R (1, 3) OBP: 0.374, SLG: 0.645	L4			6-3		HBP		FC4-6 1-2f 3-H 1B		3	1	0	1	0	0	1
Hubie Brooks, R (1, 9) OBP: 0.299, SLG: 0.394		2B 1B		F5		K		1B 1-3 1B		4	1	2	0	0	1	1
Tim Wallach, R (1, 5) OBP: 0.311, SLG: 0.391		F8 1-H 2B		L6			F3	1-2 3-H 1B		4	0	2	2	0	0	0
Tom Foley, L (1, 6) OBP: 0.260, SLG: 0.270		F8 2-3			6-3		F9	K		4	0	0	0	0	1	3
Jeff Reed, L (1, 2) OBP: 0.330, SLG: 0.330		K			1B 2B		G3		4-3	4	0	1	0	0	1	1
Casey Candaele, S (1, 4) OBP: 0.225, SLG: 0.192		4-3			G3-6-3 2-3 1B			1B G3 1B BB	1B BB	2	1	1	0	2	0	1
Floyd Youmans, R (1, 1) Andy McGaffigan, R (5, 1) Graig Nettles, L (5, PH) Tim Burke, R (6, 1) Mitch Webster, S (8, PH) OBP: 0.150, SLG: 0.158 OBP: 0.229, SLG: 0.250 OBP: 0.360, SLG: 0.310 (9, 8)			G4-6-3 1B		G3-6-3 1-2f			G3 1-2	1-2 1B	1 0 1 0 2	0 0 0 0 0	1 0 0 0 1	0 0 0 0 0	0 0 0 0 0	0 0 0 0 0	0 0 2 0 1
Inning Stats	R: 0 E: 0 K: 0 S: 3 H: 0 LOB: 0 BB: 0 P: 3	R: 1 E: 0 K: 1 S: 7 H: 2 LOB: 1 BB: 0 P: 7	R: 0 E: 0 K: 1 S: 5 H: 1 LOB: 0 BB: 0 P: 5	R: 0 E: 0 K: 0 S: 3 H: 0 LOB: 0 BB: 0 P: 3	R: 0 E: 0 K: 0 S: 4 H: 2 LOB: 1 BB: 0 P: 4	R: 0 E: 0 K: 1 S: 5 H: 0 LOB: 1 BB: 0 P: 6	R: 0 E: 0 K: 0 S: 3 H: 0 LOB: 0 BB: 0 P: 3	R: 3 E: 0 K: 1 S: 9 H: 4 LOB: 2 BB: 1 P: 13	R: 0 E: 0 K: 1 S: 6 H: 1 LOB: 2 BB: 1 P: 10	1B: 8 2B: 2 3B: 0 HR: 0 SF: 0 SAC: 0 DP: 2 HBP: 1						

PITCHER		IP	WLS	BF	H	R	ER	SO	BB	IBB	HBP	BLK	WP	HR	S	P	ERA	WHIP
Kevin Gross, R ERA: 2.61	(1, 1)	7.2	W	31	8	4	4	3	1	0	1	0	0	0	35	40	4.70	1.174
Steve Bedrosian, R ERA: 5.25	(8, 1)	1.1	S	7	2	0	0	2	1	0	0	0	0	0	10	14	0.00	2.250

PITCHER	IP	WLS	BF	H	R	ER	SO	BB	IBB	HBP	BLK	WP	HR	S	P	ERA	WHIP

BOTTOM

Philadelphia Phillies @ Montreal Expos

Olympic Stadium, Montreal, QB

Mon Jun 06 1988, 7:05 PM EDT

Att. 12,127 - Dome - 70 F

livebaseballscorecards.com

AB	35
R	4
H	10
RBI	4
BB	2
SO	5
LOB	15

Philadelphia Phillies @ Montreal Expos

Olympic Stadium, Montreal, QB

Tue Jun 07 1988, 7:05 PM EDT

Att. 11,556 - Dome - 70 F

livebaseballscorecards.com

TOP

Batter	1	2	3	4	5	6	7	8	9	AB	R	H	RBI	BB	SO	LOB
Juan Samuel, R (1, 4) OBP: 0.325, SLG: 0.423	F9	HR 2-H	1B 1-2 2-H 3-H			2B 6-3		F9	IBB	5	2	3	4	1	0	0
Von Hayes, L (1, 3) OBP: 0.358, SLG: 0.448	G3	1B	G3			F7		G3	K	6	0	1	0	0	1	6
Lance Parrish, R (1, 2) OBP: 0.330, SLG: 0.484	BB B B B B	F8		F6		6-3 2-3		5-3		4	1	0	0	1	0	2
Mike Schmidt, R (1, 5) OBP: 0.323, SLG: 0.352	2B 1-H		BB 1B SF9 B B B B	5-3		1B 3-H			E4 1B	4	2	2	2	1	0	0
Steve Jeltz, S (9, PR) OBP: 0.319, SLG: 0.297 (9, 6)									1B	0	1	0	0	0	0	0
Chris James, R (1, 8) OBP: 0.300, SLG: 0.473 (9, 9)	2B 2-H		BB SF9 1B 1-2 B B B B	K S S S		4-3			2B 1-3	4	2	2	1	1	1	1
Phil Bradley, R (1, 7) OBP: 0.351, SLG: 0.328	6-3		1B IBB 1-2 2-3		F8		CS 1B		2B 1-2 3-H	5	1	3	1	0	0	1
Mike Young, S (1, 9) OBP: 0.317, SLG: 0.365		K S S S	SF9 2-3 3-H		2B		4-3 1-2		2B 1-3 2-H	4	0	2	2	0	1	1
Milt Thompson, L (9, 8) OBP: 0.330, SLG: 0.310										0	0	0	0	0	0	0
Luis Aguayo, R (1, 6) OBP: 0.324, SLG: 0.345 (9, 5)		HR SH3 1B	IBB 1B 1-2		F9		E6		K S S S	4	1	1	0	1	1	4
Don Carman, L (1, 1)		SH3 1-2	F7		K S S S		5-3		K S S S	2	0	0	0	0	1	4
Greg Harris, S (5, 1) OBP: 0.500, SLG: 0.500										1	0	0	0	0	0	1
Kent Tekulve, R (8, 1)										1	0	0	0	0	1	3

	AB	R	H	RBI	BB	SO	LOB
	40	10	14	10	5	6	23

Inning Stats																																
	R: 2	H: 2		R: 2	H: 3		R: 3	H: 2		R: 0	H: 0		R: 0	H: 1		R: 1	H: 2		R: 0	H: 1		R: 0	H: 0		R: 2	H: 3		1B: 8	SF: 1		WP: 0	PA: 47	
	E: 0	LOB: 1		E: 0	LOB: 1		E: 0	LOB: 2		E: 0	LOB: 0		E: 0	LOB: 1		E: 0	LOB: 1		E: 1	LOB: 1		E: 0	LOB: 0		E: 1	LOB: 3		2B: 5	SAC: 1		PB: 0		
	K: 0	BB: 1		K: 1	BB: 0		K: 0	BB: 3		K: 1	BB: 0		S: 6	BB: 0		S: 5	BB: 0		K: 0	BB: 1		K: 0	BB: 0		K: 3	BB: 1		3B: 0	DP: 0		SB: 0		
	S: 5	P: 9		S: 8	P: 8		S: 5	P: 17		S: 5	P: 5		S: 6	P: 6		S: 5	P: 5		S: 4	P: 4		S: 3	P: 3		S: 13	P: 17		HR: 1	HBP: 0		CS: 1		

PITCHER		IP	WLS	BF	H	R	ER	SO	BB	IBB	HBP	BLK	WP	HR	S	P	ERA	WHIP
Neal Heaton, L ERA: 5.96	(1, 1)	2.0	L	14	5	6	6	1	3	0	0	0	0	1	13	25	27.00	4.000
Tim Burke, R ERA: 3.86	(3, 1)	2.0		9	2	1	1	1	0	1	0	0	0	0	10	14	4.50	1.000
Bob McClure, L ERA: 7.62	(5, 1)	1.1		6	2	1	1	1	0	0	0	0	0	0	8	8	6.75	1.500
Andy McGaffigan, R ERA: 3.92	(6, 1)	2.2		10	2	0	0	0	0	0	0	0	0	0	10	10	0.00	0.750
Joe Hesketh, L ERA: 2.95	(9, 1)	1.0		8	3	2	1	3	0	1	0	0	0	0	13	17	9.00	3.000

PITCHER		IP	WLS	BF	H	R	ER	SO	BB	IBB	HBP	BLK	WP	HR	S	P	ERA	WHIP

Batter	1	2	3	4	5	6	7	8	9	AB	R	H	RBI	BB	SO	LOB
Tim Raines, S (1, 7) OBP: 0.375, SLG: 0.406	HR	1-2 3-H 1B			5-3	6-3			G6-4-3 1B	5	1	3	2	0	0	0
Casey Candaele, S (1, 4) OBP: 0.224, SLG: 0.218	5-3	F7			2B 3B		F7		G6-4-3 1-2f	5	1	1	0	0	0	3
Andres Galarraga, R (1, 3) OBP: 0.380, SLG: 0.644	5-3		BB		2B 1B BB		G5-4-3 1B			2	1	1	0	2	0	0
Hubie Brooks, R (1, 9) OBP: 0.302, SLG: 0.400	1B		F5		1B 1-3 3-H 1B 2B		G5-4-3 1-2f			4	1	2	1	0	0	2
Tim Wallach, R (1, 5) OBP: 0.309, SLG: 0.388	F7		F7		1B 2-3 3-H 1B			K		4	0	1	1	0	1	2
Mitch Webster, S (1, 8) OBP: 0.368, SLG: 0.316		FC3-6 BB 1B 1B	F8		G4-6-3 1-3 3-H 1B			BB 1B		3	1	2	1	1	0	1
Luis Rivera, R (1, 6) OBP: 0.245, SLG: 0.295 Andy McGaffigan, R (6, 1) Herm Winningham, L (8, PH) OBP: 0.348, SLG: 0.295 Dave Engle, R (9, 2) OBP: 0.280, SLG: 0.227		FC3-6 1-2 BB	F4		G4-6-3 1-2f			G1-6-3 1-2 1B		2 0 1 0	0 0 0 0	0 0 1 0	0 0 0 0	1 0 0 0	0 0 0 0	2 0 0 0
Jeff Reed, L (1, 2) OBP: 0.321, SLG: 0.320 Graig Nettles, L (8, PH) OBP: 0.222, SLG: 0.242 Joe Hesketh, R (9, 1)		FC3-6 1-2f 2-3 1B	K			5-3		G1-6-3 1-2f		3 1 0	0 0 0	0 0 0	0 0 0	0 0 0	1 0 0	2 2 0
Neal Heaton, L (1, 1) OBP: 0.200, SLG: 0.200 Tim Burke, R (3, 1) Bob McClure, R (4, PH) (5, 1) Tom Foley, L (6, 6) OBP: 0.256, SLG: 0.266		K	F3			K			F8	1 0 1 2	0 0 0 0	0 0 0 0	0 0 0 0	0 0 0 0	1 0 0 1	2 0 0 0
Inning Stats	R: 1 E: 0 K: 0 S: 5 H: 2 LOB: 1 BB: 0 P: 5	R: 1 E: 0 K: 1 S: 7 H: 2 LOB: 2 BB: 1 P: 11	R: 0 E: 0 K: 0 S: 3 H: 0 LOB: 1 BB: 1 P: 7	R: 0 E: 0 K: 1 S: 5 H: 0 LOB: 0 BB: 0 P: 5	R: 3 E: 0 K: 0 S: 6 H: 4 LOB: 1 BB: 1 P: 10	R: 0 E: 0 K: 0 S: 5 H: 0 LOB: 0 BB: 0 P: 5	R: 0 E: 0 K: 0 S: 3 H: 1 LOB: 0 BB: 0 P: 3	R: 0 E: 0 K: 1 S: 5 H: 1 LOB: 1 BB: 1 P: 9	R: 0 E: 0 K: 0 S: 3 H: 1 LOB: 0 BB: 0 P: 3	1B: 8 2B: 1 3B: 1 HR: 1 SF: 0 SAC: 0 DP: 4 HBP: 0						

PITCHER		IP	WLS	BF	H	R	ER	SO	BB	IBB	HBP	BLK	WP	HR	S	P	ERA	WHIP
Don Carman, L ERA: 4.99	(1, 1)	4.1		23	7	5	5	2	3	0	0	0	0	1	24	36	10.38	2.308
Greg Harris, R ERA: 2.64	(5, 1)	3.0	W	11	3	0	0	2	1	0	0	0	0	0	14	18	0.00	1.333
Kent Tekulve, R ERA: 3.62	(8, 1)	1.2	S	4	1	0	0	0	0	0	0	0	0	0	4	4	0.00	0.600

PITCHER	IP	WLS	BF	H	R	ER	SO	BB	IBB	HBP	BLK	WP	HR	S	P	ERA	WHIP

BOTTOM

Philadelphia Phillies @ Montreal Expos

Olympic Stadium, Montreal, QB

Tue Jun 07 1988, 7:05 PM EDT

Att. 11,556 - Dome - 70 F

livebaseballscorecards.com

AB	34
R	5
H	11
RBI	5
BB	4
SO	4
LOB	16

WP: 0 PB: 0 SB: 0 CS: 0 PA: 38

Batter	1	2	3	4	5	6	7	8	9	10	AB	R	H	RBI	BB	SO	LOB
Juan Samuel, R (1, 4) OBP: 0.323, SLG: 0.419	6-3		K			1B	F7		6-3		5	1	1	0	0	1	2
Von Hayes, L (1, 3) OBP: 0.359, SLG: 0.444	4-1		F8			5-3 1B		K	IBB		4	1	1	1	1	1	0
Lance Parrish, R (1, 2) OBP: 0.327, SLG: 0.473	E6 2B			F7		5-3		WP BB	F7		4	0	0	0	1	0	3
Mike Schmidt, R (1, 5) OBP: 0.325, SLG: 0.359	2B			K		1B		F3		K	5	0	2	1	0	2	1
Chris James, R (1, 9) OBP: 0.293, SLG: 0.461	6-3			6-3		K		K		F2	5	0	0	0	0	2	4
Phil Bradley, R (1, 7) OBP: 0.349, SLG: 0.342		K	5-3				HR	G3		K	4	1	1	1	0	1	2
Steve Bedrosian, R (8, 1)											1	0	0	0	0	1	0
Milt Thompson, L (1, 8) OBP: 0.328, SLG: 0.308		6-3	6-3				4-3		E SF8 1B		4	1	1	0	0	0	0
Steve Jeltz, S (1, 6) OBP: 0.312, SLG: 0.289		K	6-3				1-3		E3 SF8		3	0	0	0	0	1	0
Mike Young, S (9, PH) OBP: 0.311, SLG: 0.358											1	0	0	0	0	0	1
Luis Aguayo, R (9, 6) OBP: 0.324, SLG: 0.345											0	0	0	0	0	0	0
Bruce Ruffin, S (1, 1) OBP: 0.179, SLG: 0.148			3-1			K	1B		SF8		3	0	1	0	0	1	0
Kent Tekulve, R (7, 1)											0	0	0	0	0	0	0
Greg Gross, L (8, 7) OBP: 0.267, SLG: 0.208											0	0	0	1	0	0	0
Inning Stats	R: 0 E: 1 K: 0 S: 15 H: 1 LOB: 2 BB: 0 P: 23	R: 0 E: 0 K: 2 S: 7 H: 0 LOB: 0 BB: 0 P: 8	R: 0 E: 0 K: 1 S: 8 H: 0 LOB: 0 BB: 0 P: 10	R: 0 E: 0 K: 1 S: 8 H: 0 LOB: 0 BB: 0 P: 12	R: 0 E: 0 K: 0 S: 6 H: 0 LOB: 0 BB: 0 P: 10	R: 2 E: 0 K: 2 S: 20 H: 3 LOB: 1 BB: 0 P: 27	R: 1 E: 0 K: 0 S: 8 H: 2 LOB: 1 BB: 0 P: 10	R: 0 E: 0 K: 2 S: 15 H: 0 LOB: 2 BB: 1 P: 21	R: 1 E: 1 K: 0 S: 11 H: 1 LOB: 2 BB: 1 P: 20	R: 0 E: 0 K: 2 S: 7 H: 0 LOB: 0 BB: 0 P: 8	1B: 5 2B: 1 3B: 0 HR: 1	SF: 1 SAC: 0 DP: 0 HBP: 0						

PITCHER	IP	WLS	BF	H	R	ER	SO	BB	IBB	HBP	BLK	WP	HR	S	P	ERA	WHIP
John Dopson, R (1, 1) ERA: 2.68	7.0		28	6	3	3	6	0	0	0	0	0	1	72	100	3.86	0.857
Jeff Parrett, R (8, 1) ERA: 1.82	3.0	W	14	1	1	0	4	1	1	0	0	1	0	33	49	0.00	0.667

PITCHER	IP	WLS	BF	H	R	ER	SO	BB	IBB	HBP	BLK	WP	HR	S	P	ERA	WHIP

TOP

Philadelphia Phillies @ Montreal Expos

Olympic Stadium, Montreal, QB

Wed Jun 08 1988, 7:05 PM EDT

Att. 10,214 - Dome - 70 F

livebaseballscorecards.com

AB	39
R	4
H	7
RBI	4
BB	2
SO	10
LOB	13

WP: 2 PA: 42
PB: 0
SB: 2
CS: 0

Batter	1	2	3	4	5	6	7	8	9	10	AB	R	H	RBI	BB	SO	LOB
Tim Raines, S (1, 7) OBP: 0.372, SLG: 0.402	1-1 2-3		3-2 FC5-4 1B 1B 1-2f		2-3 K		1-0 E5 2B 2-H 1B		0-1 F8		5	1	1	0	0	1	2
Casey Candaele, S (1, 4) OBP: 0.233, SLG: 0.241	2-1 F9		1-0 1B 1-2 1B		0-0 4-3		0-0 2B 3-H		1-0 4-3		5	0	2	1	0	0	1
Andres Galarraga, R (1, 3) OBP: 0.377, SLG: 0.634	1-0 5-3		0-1 1-2 2-3 1B			0-0 5-3	1-2 F8		1-0 6-3		5	0	1	0	0	0	1
Hubie Brooks, R (1, 9) OBP: 0.301, SLG: 0.395 Jeff Parrett, R (8, 1) Wallace Johnson, S (10, PH) OBP: 0.400, SLG: 0.391		4-0 FC4 BB	2-2 F9			0-0 4-3	0-0 4-3			1-1 3B 1B	3 0 1	0 0 1	0 0 1	0 0 1	1 0 0	0 0 0	4 0 0
Tim Wallach, R (1, 5) OBP: 0.307, SLG: 0.384		0-1 FC4 FC6-4 1-2f		0-1 F9		3-2 1B		1-1 5-3		1-1 F7	5	0	1	0	0	0	2
Mitch Webster, S (1, 8) OBP: 0.364, SLG: 0.313 (8, 9)		1-1 FC6-4 FC4 1-2f		2-2 L6		1-1 6-3		1-2 1B S SF8 1B		1-0 F8	5	1	1	0	0	0	3
Dave Engle, R (1, 2) OBP: 0.286, SLG: 0.280 Herm Winningham, L (8, 8) OBP: 0.366, SLG: 0.349		0-2 FC4 1-2f		2-3 K			3-1 2B 2B	1-2 S 1-3 1B		0-0 1-H 3B	3 2	1 0	1 2	0 1	0 0	1 0	1 0
Luis Rivera, R (1, 6) OBP: 0.252, SLG: 0.311			0-2 5-3		0-0 FC4-6 1B		0-1 E 2B 2-H	0-2 SF8 1-2 3-H			3	1	2	2	0	0	0
John Dopson, L (1, 1) OBP: 0.154, SLG: 0.154 Wilfredo Tejada, R (7, PH) Jeff Reed, L (8, 2) OBP: 0.319, SLG: 0.317			3-2 FC5-4 1B		0-1 FC4-6 1-2f		2-3 K	0-0 F8			2 1 1	0 0 0	1 0 0	0 0 0	0 1 0	0 1 0	1 1 1
Inning Stats	R: 0 H: 0 E: 0 LOB: 0 K: 0 BB: 0 S: 5 P: 9	R: 0 H: 0 E: 0 LOB: 1 K: 0 BB: 1 S: 8 P: 12	R: 0 H: 3 E: 0 LOB: 3 K: 0 BB: 0 S: 17 P: 26	R: 0 H: 0 E: 0 LOB: 0 K: 1 BB: 0 S: 8 P: 12	R: 0 H: 1 E: 0 LOB: 1 K: 1 BB: 0 S: 8 P: 10	R: 0 H: 1 E: 0 LOB: 1 K: 0 BB: 0 S: 8 P: 12	R: 3 H: 4 E: 1 LOB: 1 K: 1 BB: 0 S: 13 P: 20	R: 1 H: 2 E: 0 LOB: 1 K: 0 BB: 0 S: 13 P: 16	R: 0 H: 0 E: 0 LOB: 0 K: 0 BB: 0 S: 4 P: 6	R: 1 H: 2 E: 0 LOB: 1 K: 0 BB: 0 S: 7 P: 9	1B: 9 SF: 1 2B: 3 SAC: 0 3B: 1 DP: 0 HR: 0 HBP: 0						

PITCHER		IP	WLS	BF	H	R	ER	SO	BB	IBB	HBP	BLK	WP	HR	S	P	ERA	WHIP
Bruce Ruffin, L ERA: 3.4	(1, 1)	6.1		29	9	3	3	3	1	0	0	0	0	0	63	96	4.26	1.579
Kent Tekulve, R ERA: 3.78	(7, 1)	1.0		4	1	1	1	0	0	0	0	0	0	0	9	12	9.00	1.000
Steve Bedrosian, R ERA: 5.02	(8, 1)	2.1	L	10	3	1	1	0	0	0	0	0	0	0	19	24	3.86	1.286

PITCHER	IP	WLS	BF	H	R	ER	SO	BB	IBB	HBP	BLK	WP	HR	S	P	ERA	WHIP

BOTTOM

Philadelphia Phillies @ Montreal Expos

Olympic Stadium, Montreal, QB

Wed Jun 08 1988, 7:05 PM EDT
Att. 10,214 - Dome - 70 F

livebaseballscorecards.com

AB	41
R	5
H	13
RBI	4
BB	1
SO	3
LOB	17

WP: 0 PA: 43
PB: 0
SB: 2
CS: 0

Batter	1	2	3	4	5	6	7	8	9	AB	R	H	RBI	BB	SO	LOB
Lenny Dykstra, L (1, 8) OBP: 0.343, SLG: 0.415	C S X 0-2 E4 1B WP	B B B B 4-0 BB		B X 1-0 S 1B		B C F X 1-2 ③ 4-3			F X 0-1 ② B3 1-2	4	1	1	0	1	0	1
Wally Backman, S (1, 4) OBP: 0.318, SLG: 0.258	F B 1 SAFE X 1-1 G3 WP 1-3 1B	B F C C 1-3 ③ K		P 1 SAFE C B S X 2-2 ③ G3 1-2			B B X 2-0 ① F7		F B F C 1-3 ③ K	5	0	1	0	0	2	4
Dave Magadan, L (1, 3) OBP: 0.416, SLG: 0.313	1 SAFE B X 1-0 ① G3 1-3 3-H	F B B X 2-1 ① 4-3			C B B S 2-3 ① K		S B F X 1-2 ② 4-3			4	0	0	0	0	1	1
Darryl Strawberry, L (1, 9) OBP: 0.394, SLG: 0.582	C B C B B B 4-2 S BB	C C B F X 1-2 BB 1B			B B B C X 3-1 BB 1B		B C C B X 2-2 ③ 6-3			3	0	2	0	1	0	0
Kevin McReynolds, R (1, 7) OBP: 0.313, SLG: 0.405	X 0-0 ② F8	B P 1 SAFE B C F B 4-2 1-2 BB			B 1 SAFE C B 1 SAFE 1 SAFE P B B 4-2 G4-6-3 1-2 BB			B C X 1-1 ① F8		2	0	0	0	2	0	2
Gary Carter, R (1, 2) OBP: 0.341, SLG: 0.453	F B F X 1-2 ③ 4-3 1-2	B 1 SAFE C S F F F X 1-2 ② F8			C 1 SAFE C X 0-2 ② ③ G4-6-3 1-2f			B B X 2-0 ② F7		4	0	0	0	0	0	6
Howard Johnson, S (1, 5) OBP: 0.352, SLG: 0.434	C S B F F X 1-2 ① L4	X 0-0 ③ F5			B B F C X 2-2 HR			B C F F F B S 2-3 ③ K		4	1	1	1	0	1	2
Kevin Elster, R (1, 6) OBP: 0.277, SLG: 0.306 Mookie Wilson, S (9, PH) OBP: 0.308, SLG: 0.397	C B C X 1-2 ② P3	B F F F B F F X 2-2 ① F8			C B X 1-1 ① F4				B F B B B X 3-1 B3 1B	3 1	0 0	0 1	0 0	0 0	0 0	0 0
Ron Darling, R (1, 1) OBP: 0.219, SLG: 0.258 Gene Walter, L (5, 1) Mackey Sasser, L (6, PH) OBP: 0.269, SLG: 0.417 Jeff Innis, R (6, 1) Lee Mazzilli, S (9, PH) OBP: 0.267, SLG: 0.205	X 0-0 2B	B F F F X 1-2 ② 4-3			S B F X 1-2 ② G3				B B C B X 3-1 ① F2	2 0 1 0 1	0 0 0 0 0	1 0 0 0 0	0 0 0 0 0	0 0 0 0 0	0 0 0 0 0	0 0 0 0 1
Inning Stats	R: 1 H: 1 E: 1 LOB: 2 K: 0 BB: 1 S: 12 P: 19	R: 0 H: 1 E: 0 LOB: 2 K: 1 BB: 1 S: 12 P: 19	R: 0 H: 1 E: 0 LOB: 2 K: 0 BB: 1 S: 16 P: 23	R: 0 H: 1 E: 0 LOB: 1 K: 0 BB: 0 S: 13 P: 18	R: 0 H: 1 E: 0 LOB: 1 K: 1 BB: 1 S: 10 P: 19	R: 1 H: 1 E: 0 LOB: 0 K: 0 BB: 0 S: 11 P: 16	R: 0 H: 0 E: 0 LOB: 0 K: 0 BB: 0 S: 7 P: 12	R: 0 H: 0 E: 0 LOB: 0 K: 1 BB: 0 S: 8 P: 13	R: 0 H: 1 E: 0 LOB: 1 K: 1 BB: 0 S: 9 P: 16	1B: 5 SF: 0 2B: 1 SAC: 0 3B: 0 DP: 1 HR: 1 HBP: 0						WP: 1 PA: 38 PB: 0 SB: 2 CS: 0

PITCHER		IP	WLS	BF	H	R	ER	SO	BB	IBB	HBP	BLK	WP	HR	S	P	ERA	WHIP
Dennis Martinez, R ERA: 2.61	(1, 1)	8.0	W	35	7	2	1	3	4	0	0	0	1	1	91	144	1.12	1.375
Jeff Parrett, R ERA: 1.77	(9, 1)	1.0	S	3	0	0	0	1	0	0	0	0	0	0	7	11	0.00	0.000

PITCHER	IP	WLS	BF	H	R	ER	SO	BB	IBB	HBP	BLK	WP	HR	S	P	ERA	WHIP

TOP

New York Mets @ Montreal Expos

Olympic Stadium, Montreal, QB

Fri Jun 10 1988, 7:05 PM EDT

Att. 28,697 - Dome - 70 F

livebaseballscorecards.com

AB	34
R	2
H	7
RBI	1
BB	4
SO	4
LOB	17

New York Mets @ Montreal Expos

Olympic Stadium, Montreal, QB

Fri Jun 10 1988, 7:05 PM EDT

Att. 28,697 - Dome - 70 F

BOTTOM

Batter	1	2	3	4	5	6	7	8	9	AB	R	H	RBI	BB	SO	LOB
Tim Raines, S (1, 7) OBP: 0.376, SLG: 0.419	C B B X 2-1 ① L3		C B C B B X 3-2 ① F8		S X 0-1 1B 1-3 HR 2B	C B C X 1-2 2B		F F F X 0-2 ② 1B 1-3 2B		5	1	3	0	0	0	0
Tom Foley, L (1, 4) OBP: 0.268, SLG: 0.279	C X 0-1 BB 1B		C X 0-1 ② F8		S F B X 1-2 HR 2-3 3-H 1B	X 0-0 ③ 6-3		B X 1-0 G4-6-3 2-3 3-H 1B		5	1	3	2	0	0	1
Andres Galarraga, R (1, 3) OBP: 0.373, SLG: 0.623	C B 1 SAFE B 1 SAFE B F F 1 SAFE 4-2 1 SAFE F F F 1 SAFE B G6-4-3 1-2 BB		S S X 0-2 ③ 5-3		C X 0-1 ① F8		B B F B X 3-1 ① 5-3	B 1 SAFE S S X 1-1 ② ③ G4-6-3 1-2f		4	0	0	0	1	0	4
Hubie Brooks, R (1, 9) OBP: 0.300, SLG: 0.405	C X 0-1 ② ③ G6-4-3 1-2f			C C B X 1-2 ① F9	X 0-0 1-H 3-H HR		B B X 2-0 E9 1B			4	1	1	3	0	0	2
Tim Wallach, R (1, 5) OBP: 0.319, SLG: 0.405		B C X 1-1 2B		C B F X 1-2 1B	B C B B F X 3-2 6-3 2B		B C C 1 SAFE 1 SAFE F B F 1 SAFE 2-2 F X 1-2 1B			4	0	4	0	0	0	0
Mitch Webster, S (1, 8) OBP: 0.362, SLG: 0.311		B C S X 1-2 ① F5		C B C X 1-2 1-3 1B	B C F X 1-2 ② 6-3 2-3		C B S B F C 2-3 ② K			4	0	1	0	0	1	4
Jeff Reed, L (1, 2) OBP: 0.308, SLG: 0.305	C 2 SAFE B C B S 2-3 ② K			B 1 SAFE S 1 SAFE F 1 SAFE X 1-2 ② F4	B F B F B F C 3-3 ③ K		S B X 1-1 ③ 4-3			4	0	0	0	0	2	6
Luis Rivera, R (1, 6) OBP: 0.252, SLG: 0.304		B B B C C B B 4-2 BB		B B 1 SAFE C S F 1 SAFE B 3-2 ③ X F8		C S S 0-3 ① K		B B X 2-0 ① 5-3		3	0	0	0	1	1	2
Dennis Martinez, R (1, 1) OBP: 0.290, SLG: 0.300 Jeff Parrett, R (9, 1)		C B X 1-1 ③ 4-3			B B C B S X 3-2 2B 1B 1B	F B X 1-1 ② 5-3		B X 1-0 2B 1B 1B		4 0	2 0	2 0	0 0	0 0	0 0	2 0
Inning Stats	R: 0 E: 0 K: 0 S: 12 H: 1 LOB: 1 BB: 1 P: 18	R: 0 E: 0 K: 1 S: 12 H: 1 LOB: 2 BB: 1 P: 21	R: 0 E: 0 K: 0 S: 8 H: 0 LOB: 0 BB: 0 P: 11	R: 0 E: 0 K: 0 S: 17 H: 2 LOB: 2 BB: 0 P: 24	R: 4 E: 0 K: 1 S: 21 H: 5 LOB: 1 BB: 0 P: 32	R: 0 E: 0 K: 1 S: 9 H: 1 LOB: 1 BB: 0 P: 11	R: 0 E: 1 K: 1 S: 15 H: 1 LOB: 2 BB: 0 P: 25	R: 1 E: 0 K: 0 S: 9 H: 3 LOB: 1 BB: 0 P: 14		1B: 8 2B: 5 3B: 0 HR: 1 SF: 0 SAC: 0 DP: 2 HBP: 0						

livebaseballscorecards.com

AB	37
R	5
H	14
RBI	5
BB	2
SO	4
LOB	21

WP: 0 PB: 0 SB: 0 CS: 0 PA: 39

PITCHER		IP	WLS	BF	H	R	ER	SO	BB	IBB	HBP	BLK	WP	HR	S	P	ERA	WHIP
Ron Darling, R ERA: 2.5	(1, 1)	4.1	L	23	9	4	4	1	2	0	0	0	0	1	63	95	8.31	2.538
Gene Walter, L ERA: 3.72	(5, 1)	0.2		2	0	0	0	1	0	0	0	0	0	0	7	11	0.00	0.000
Jeff Innis, R ERA: 1.89	(6, 1)	3.0		14	5	1	1	2	0	0	0	0	0	0	33	50	3.00	1.667

PITCHER	IP	WLS	BF	H	R	ER	SO	BB	IBB	HBP	BLK	WP	HR	S	P	ERA	WHIP

Batter	1	2	3	4	5	6	7	8	9	AB	R	H	RBI	BB	SO	LOB
Lenny Dykstra, L (1, 8) OBP: 0.356, SLG: 0.429	B B C X 2-1 4-3 ①		F C B F B F B X 3-2 S 1-3 1B		F B X 1-1 FC4-6 SF8 2B		B B B B 4-0 1B BB BB	B F B X 2-1 1B		4	2	3	0	1	0	0
Wally Backman, S (1, 4) OBP: 0.318, SLG: 0.253 Tim Teufel, R (7, PH) OBP: 0.362, SLG: 0.355 (7, 4)	B C X 1-1 4-3 ②		B 1 SAFE S F S 1-3 K 1-2 ②		L B B B F B 4-2 FC4-6 BB		C 1 SAFE F B 1 X 1-2 BB BB 1-3 1B	X 0-0 F9 ③		2 2	0 0	0 1	0 0	1 0	1 0	2 1
Dave Magadan, L (1, 5) OBP: 0.402, SLG: 0.294 (7, 3)	C X 0-1 F7 ③		C X 0-1 4-3 ③		B F F B X 2-2 FC4-6 1-2f 2-3 ①		B B 1 SAFE B B 4-0 BB 1-2 BB		C B B F X 2-2 4-3 ①	4	0	0	0	1	0	4
Darryl Strawberry, L (1, 9) OBP: 0.398, SLG: 0.587		B S S B X 2-2 4-3 ①		C B B F B B 4-2 FC5-4 S 1B BB	C X 0-1 SF8 3-H ②		B B B C B 4-1 1-2 2-3 3-H BB		S B B F B X 3-2 WP SF9 2B	2	2	1	2	2	0	0
Howard Johnson, S (1, 6) OBP: 0.349, SLG: 0.427 (7, 5)		C F B B B F S 2-3 K ②		C B B B B 4-1 FC5-4 1-2 BB	S B F F F B 1 SAFE B F 3-2 F5 ③		B S F F F F S 1-3 K ①		B C F B X 2-2 SF9 2-H ②	3	0	0	1	1	2	4
Mookie Wilson, S (1, 7) OBP: 0.311, SLG: 0.404	C C X 0-2 2B			B X 1-0 FC5-4 1B 1-2f 2-3 ①		C X 0-1 G3-6-3 1B	B F F X 1-2 F8 ②		F B B X 2-1 F7 ③	5	0	2	0	0	0	5
Lee Mazzilli, S (1, 3) OBP: 0.245, SLG: 0.186 Terry Leach, R (7, 1)	B S C S 1-3 K ③			1 SAFE X 0-0 L6 ②		X 0-0 G3-6-3 1-2f ①②	X 0-0 4-3 ③			4 0	0 0	0 0	0 0	0 0	1 0	7 0
Mackey Sasser, L (1, 2) OBP: 0.300, SLG: 0.429			B B F B X 3-1 1-3 ①	X 0-0 FC6 1-3 3-H 1B		B B B C X 3-1 1B		B X 1-0 6-3 ①		4	0	2	1	0	0	0
Dwight Gooden, R (1, 1) OBP: 0.268, SLG: 0.325 Kevin Elster, R (7, 6) OBP: 0.276, SLG: 0.304			B B B C B 4-1 1B WP BB	X 0-0 FC6 1-2f ③		S B F S 1-3 K ③		B X 1-0 F8 ②		2 1	0 0	0 0	0 0	1 0	1 0	3 0
Inning Stats	R: 0 E: 0 K: 0 S: 6 H: 0 LOB: 0 BB: 0 P: 9	R: 0 E: 0 K: 2 S: 13 H: 1 LOB: 1 BB: 0 P: 18	R: 0 E: 0 K: 1 S: 13 H: 1 LOB: 2 BB: 1 P: 24	R: 1 E: 0 K: 0 S: 7 H: 1 LOB: 2 BB: 2 P: 16	R: 1 E: 0 K: 0 S: 15 H: 1 LOB: 1 BB: 1 P: 25	R: 0 E: 0 K: 1 S: 8 H: 2 LOB: 1 BB: 0 P: 12	R: 1 E: 0 K: 1 S: 14 H: 1 LOB: 3 BB: 3 P: 29	R: 0 E: 0 K: 0 S: 5 H: 1 LOB: 1 BB: 0 P: 9	R: 1 E: 0 K: 0 S: 11 H: 1 LOB: 0 BB: 0 P: 20	1B: 6 2B: 3 3B: 0 HR: 0	SF: 2 SAC: 0 DP: 1 HBP: 0						

PITCHER	IP	WLS	BF	H	R	ER	SO	BB	IBB	HBP	BLK	WP	HR	S	P	ERA	WHIP
Floyd Youmans, R (1, 1) ERA: 3.65	6.0	W	27	6	2	2	4	4	0	0	0	1	0	62	104	3.00	1.667
Joe Hesketh, L (7, 1) ERA: 3.44	0.0		4	1	1	1	0	3	0	0	0	0	0	4	17	∞	∞
Andy McGaffigan, R (7, 1) ERA: 3.86	3.0	S	11	2	1	1	1	0	0	0	0	1	0	26	41	3.00	0.667

PITCHER	IP	WLS	BF	H	R	ER	SO	BB	IBB	HBP	BLK	WP	HR	S	P	ERA	WHIP

TOP

New York Mets @ Montreal Expos

Olympic Stadium, Montreal, QB

Sat Jun 11 1988, 7:05 PM EDT

Att. 31,576 - Unknown - 68 F

livebaseballscorecards.com

AB	33
R	4
H	9
RBI	4
BB	7
SO	5
LOB	26

WP: 2 PB: 0 SB: 2 CS: 0 PA: 42

New York Mets @ Montreal Expos

Olympic Stadium, Montreal, QB

Sat Jun 11 1988, 7:05 PM EDT

Att. 31,576 - Unknown - 68 F

livebaseballscorecards.com

BOTTOM

Batter	1	2	3	4	5	6	7	8	9	AB	R	H	RBI	BB	SO	LOB
Tim Raines, S (1, 7) OBP: 0.378, SLG: 0.422	4-3		E 2B BB	F7			1B 2B			3	2	1	0	1	0	0
Tom Foley, L (1, 6) OBP: 0.275, SLG: 0.293	1B 1B		FC1 2B 2B 1-3 2-H		1B G6-4-3 2B		F8			4	1	2	0	0	0	2
Andres Galarraga, R (1, 3) OBP: 0.379, SLG: 0.629	1-2 1B		2B 2B 1-3 3-H		G6-4-3 2-3 1B		F8			4	1	3	1	0	0	1
Hubie Brooks, R (1, 9) OBP: 0.304, SLG: 0.402	K		2B IBB		G6-4-3 1-2f 3-H		1B BB			2	1	0	0	2	1	3
Tim Wallach, R (1, 5) OBP: 0.326, SLG: 0.416	1-3		G3 2B 1-H 2-H 3-H		1B		1-2 2-H 1B			4	0	3	3	0	0	2
Herm Winningham, L (1, 8) OBP: 0.360, SLG: 0.333		L6-3 BB	G3 2-3		G3		L4			3	0	0	0	1	0	4
Casey Candaele, S (1, 4) OBP: 0.223, SLG: 0.230		F7	F8			1-3	4-3			4	0	0	0	0	0	2
Jeff Reed, L (1, 2) OBP: 0.298, SLG: 0.294		L6-3 1-2		K		F9	4-3			4	0	0	0	0	1	1
Floyd Youmans, R (1, 1) OBP: 0.174, SLG: 0.227 Joe Hesketh, R (7, 1) Andy McGaffigan, R (7, 1)			FC1 E 2B	K		5-3	F4			3 0 1	1 0 0	1 0 0	0 0 0	0 0 0	1 0 0	0 0 0
Inning Stats	R: 0 E: 0 K: 1 S: 11 H: 2 LOB: 2 BB: 0 P: 14	R: 0 E: 0 K: 0 S: 6 H: 0 LOB: 0 BB: 1 P: 11	R: 4 E: 1 K: 0 S: 14 H: 3 LOB: 1 BB: 2 P: 30	R: 0 E: 0 K: 2 S: 12 H: 0 LOB: 0 BB: 0 P: 16	R: 1 E: 0 K: 0 S: 10 H: 3 LOB: 1 BB: 0 P: 14	R: 0 E: 0 K: 0 S: 9 H: 0 LOB: 0 BB: 0 P: 13	R: 1 E: 0 K: 0 S: 9 H: 2 LOB: 2 BB: 1 P: 15	R: 0 E: 0 K: 0 S: 5 H: 0 LOB: 0 BB: 0 P: 7		1B: 5 2B: 6 3B: 0 HR: 0	SF: 0 SAC: 0 DP: 2 HBP: 0					

	AB	32
	R	6
	H	10
	RBI	4
	BB	4
	SO	3
	LOB	15

WP: 0 PB: 0 SB: 0 CS: 0 PA: 36

PITCHER		IP	WLS	BF	H	R	ER	SO	BB	IBB	HBP	BLK	WP	HR	S	P	ERA	WHIP
Dwight Gooden, R ERA: 3.33	(1, 1)	6.0	L	27	8	5	4	3	2	1	0	0	0	0	62	98	6.00	1.667
Terry Leach, R ERA: 3.28	(7, 1)	2.0		9	2	1	1	0	1	0	0	0	0	0	14	22	4.50	1.500

PITCHER	IP	WLS	BF	H	R	ER	SO	BB	IBB	HBP	BLK	WP	HR	S	P	ERA	WHIP

Batter	1	2	3	4	5	6	7	8	9	10	11	AB	R	H	RBI	BB	SO	LOB
Lenny Dykstra, L (1, 8) OBP: 0.350, SLG: 0.420	C B S X 1-2 ① G3		X 0-0 ① 3-1		B F M F C 1-3 ② K		F X 0-1 ② G3' S 2B 1B	S C C 0-3 ③ K			C X 0-1 ② 4-3	6	1	1	0	0	2	1
Terry Leach, R (11, 1)												0	0	0	0	0	0	0
Wally Backman, S (1, 4) OBP: 0.310, SLG: 0.248	C B F F B S 2-3 ② K		C X 0-1 ② 4-3		S X 0-1 1B 1B		1 SAFE B P C F F X 2-2 ② G3 1-3		F B X 1-1 ① F8		F S F B C 1-3 ③ K	6	0	1	0	0	2	1
Dave Magadan, L (1, 3) OBP: 0.414, SLG: 0.329	S X 0-1 1B 1B 1B		B B X 2-0 ③ L4		1 SAFE X 0-0 1-2 1B		X 0-0 3-H 2B		B C B X 2-1 ② F6			5	1	3	1	0	0	0
Darryl Strawberry, L (1, 9) OBP: 0.398, SLG: 0.580	B X 1-0 1-2 1B 1B			B B S B F F S 3-3 ① K	B X 1-0 ③ 4-3		I I I I 4-0 IBB		C B B B S C 3-3 ③ K			4	0	1	0	1	2	2
Kevin McReynolds, R (1, 7) OBP: 0.311, SLG: 0.400	C X 0-1 1-2 2-H 1B			X 0-0 ② 5-3		C C B B S 2-3 ① K2-3	X 0-0 ③ F8			X 0-0 ① F8		5	0	1	1	0	1	2
Gary Carter, R (1, 2) OBP: 0.343, SLG: 0.451	B F F S 1-3 ③ K			F B S S X 1-2 1B 1B		S X 0-1 1B		X 0-0 ① F7		F X 0-1 ② 6-3		5	0	2	0	0	1	2
Howard Johnson, S (1, 5) OBP: 0.354, SLG: 0.426		B B X 2-0 ① F5		C B F X 1-2 1-2 1B		P B B C C X 3-2 ② F9		C B B B B 4-1 S 2B BB		B B C B B 4-1 S BB		3	1	1	0	2	0	1
Kevin Elster, R (1, 6) OBP: 0.268, SLG: 0.295	C X 0-1 ② 4-3			B C C B X 2-2 ③ 4-3		X 0-0 ③ 5-3		C B C C 1-3 ② K 1-2		1 SAFE C P 1 SAFE B F B X 3-2 ③ 6-3 1-2		5	0	0	0	0	1	5
Sid Fernandez, L (1, 1) OBP: 0.318, SLG: 0.333		X 0-0 ③ L9			C S F S 0-3 ① K		X 0-0 ① F8	F B B C X 2-2 2-H 2B			B C X 1-1 ① L9	4	0	1	1	0	1	0
Randy Myers, L (9, 1)												0	0	0	0	0	0	0
Roger McDowell, R (9, 1) OBP: 0.333, SLG: 0.667												0	0	0	0	0	0	0
Mookie Wilson, S (11, PH) OBP: 0.309, SLG: 0.401												1	0	0	0	0	0	0
(11, 8)																		
Inning Stats	R: 1 E: 0 K: 2 S: 15 H: 3 LOB: 2 BB: 0 P: 20	R: 0 E: 0 K: 0 S: 4 H: 0 LOB: 0 BB: 0 P: 6	R: 0 E: 0 K: 0 S: 4 H: 0 LOB: 0 BB: 0 P: 6	R: 0 E: 0 K: 1 S: 14 H: 2 LOB: 2 BB: 0 P: 21	R: 0 E: 0 K: 2 S: 12 H: 2 LOB: 2 BB: 0 P: 14	R: 0 E: 0 K: 1 S: 10 H: 1 LOB: 1 BB: 0 P: 14	R: 1 E: 0 K: 0 S: 10 H: 2 LOB: 2 BB: 1 P: 15	R: 1 E: 0 K: 2 S: 11 H: 1 LOB: 1 BB: 1 P: 18	R: 0 E: 0 K: 1 S: 7 H: 0 LOB: 0 BB: 0 P: 13	R: 0 E: 0 K: 0 S: 8 H: 0 LOB: 1 BB: 1 P: 14	R: 0 E: 0 K: 1 S: 8 H: 0 LOB: 0 BB: 0 P: 10							

PITCHER		IP	WLS	BF	H	R	ER	SO	BB	IBB	HBP	BLK	WP	HR	S	P	ERA	WHIP
Bryn Smith, R ERA: 4.0	(1, 1)	7.2		36	11	3	3	7	1	1	0	0	0	0	77	111	3.52	1.565
Joe Hesketh, L ERA: 3.38	(8, 1)	0.1		1	0	0	0	1	0	0	0	0	0	0	3	3	0.00	0.000
Bob McClure, L ERA: 7.07	(9, 1)	0.0		0	0	0	0	0	0	0	0	0	0	0	0	0	∞	∞
Tim Burke, R ERA: 3.63	(10, 1)	2.0	W	7	0	0	0	1	1	0	0	0	0	0	16	24	0.00	0.500

PITCHER	IP	WLS	BF	H	R	ER	SO	BB	IBB	HBP	BLK	WP	HR	S	P	ERA	WHIP

TOP

New York Mets @ Montreal Expos

Olympic Stadium, Montreal, QB

Sun Jun 12 1988, 3:33 AM EDT
Att. 32,245 - Sunny - 75 F

livebaseballscorecards.com

AB	44
R	3
H	11
RBI	3
BB	3
SO	10
LOB	14

1B: 9	SF: 0	WP: 0	PA: 47
2B: 2	SAC: 0	PB: 0	
3B: 0	DP: 0	SB: 3	
HR: 0	HBP: 0	CS: 0	

Batter	1	2	3	4	5	6	7	8	9	10	11	AB	R	H	RBI	BB	SO	LOB
Tim Raines, S (1, 7) OBP: 0.382, SLG: 0.419	BBBCFFB 4-2 E S BB		CSFC 1-3 ③ K			BBX 2-0 ② F8			FFFH 1-2 1B HR HBP		BBBCFFTFFB 4-2 SH3-1 S 1B BB	2	2	0	0	2	1	0
Casey Candaele, S (1, 4) OBP: 0.224, SLG: 0.231	CFS 0-3 ① K 1-3			BSFFFBS 2-3 ① K		FX 0-1 ③ F8			BBCX 2-1 HR 1-2 1B		CX 0-1 ① SH3-1 1-3	4	1	1	0	0	2	1
Andres Galarraga, R (1, 3) OBP: 0.379, SLG: 0.636	CBBSSS 2-3 ② K			SSSSS 1-3 ② K			SBSSS 1-3 ① K		BBX 2-0 1-H 2-H HR		IIII 4-0 1B IBB	4	1	1	3	1	3	1
Hubie Brooks, R (1, 9) OBP: 0.302, SLG: 0.397	FFX 0-2 ③ F8			FBSFFFBC 2-3 ③ K			CCBBX 1-2 ② 6-3		CCSS 0-3 ① K		FX 0-1 1-2 3-H 1B	5	0	1	1	0	2	1
Tim Wallach, R (1, 5) OBP: 0.321, SLG: 0.408		BSFX 1-2 ① F8			BCBBBFX 3-2 ① L9		X 0-0 ③ L7		SX 0-1 ② F3			4	0	0	0	0	0	0
Mitch Webster, S (1, 8) OBP: 0.369, SLG: 0.319 Tim Burke, R (10, 1)		CBBBX 2-1 ② 5-3			BSBBBSSX 3-2 B3 2B			SLBFFBFBBB 4-2 FC5-4 BB	CBSBBFB 4-2 CS BB			2 0	0 0	1 0	0 0	2 0	0 0	0 0
Luis Rivera, R (1, 6) OBP: 0.247, SLG: 0.298 Tom Foley, L (9, PH) OBP: 0.273, SLG: 0.291 (10, 6)	BX 1-0 ③ F7				CX 0-1 ② B3 2-3			SBBB 1 SAFE SSBFFFS 3-3 ① K	1 SAFE 1 SAFE CSSBFBF 3-2 B CS ③ 1-2	X 0-0 4-3 ①		3 1	0 0	0 0	0 0	0 0	1 0	2 0
Wilfredo Tejada, R (1, 2) Wallace Johnson, S (8, PH) OBP: 0.385, SLG: 0.375 Bob McClure, R (9, 1) Herm Winningham, L (10, 8) OBP: 0.355, SLG: 0.328			SSFFC 0-3 ① K		BX 1-0 ③ F3			FCBX 1-2 ② FC5-4 1-2f		BX 1-0 ② 4-3		2 1 0 1	0 0 0 0	0 0 0 0	0 0 0 0	1 0 0 0	1 1 0 0	1 1 0 0
Bryn Smith, R (1, 1) OBP: 0.095, SLG: 0.050 Joe Hesketh, R (8, 1) Dave Engle, R (8, PH) OBP: 0.276, SLG: 0.269 (9, 2) Jeff Reed, L (10, 2) OBP: 0.295, SLG: 0.291			BBFBX 3-1 ② 6-3			BCFC 1-3 ① K		SFX 0-2 ③ F9		IX 0-1 ③ 4-3		2 0 1 1	0 0 0 0	0 0 0 0	0 0 0 0	1 0 0 0	0 0 1 0	0 0 1 0
Inning Stats	R: 0 E: 0 K: 2 S: 12 H: 0 LOB: 1 BB: 1 P: 18	R: 0 E: 0 K: 0 S: 6 H: 0 LOB: 0 BB: 0 P: 10	R: 0 E: 0 K: 2 S: 11 H: 0 LOB: 0 BB: 0 P: 15	R: 0 E: 0 K: 3 S: 13 H: 0 LOB: 0 BB: 0 P: 18	R: 0 E: 0 K: 0 S: 9 H: 1 LOB: 1 BB: 0 P: 16	R: 0 E: 0 K: 1 S: 6 H: 0 LOB: 0 BB: 0 P: 9	R: 0 E: 0 K: 1 S: 7 H: 0 LOB: 0 BB: 0 P: 9	R: 0 E: 0 K: 1 S: 16 H: 0 LOB: 1 BB: 1 P: 24	R: 3 E: 0 K: 1 S: 19 H: 2 LOB: 0 BB: 1 P: 30	R: 0 E: 0 K: 0 S: 4 H: 0 LOB: 0 BB: 0 P: 5	R: 1 E: 0 K: 0 S: 9 H: 1 LOB: 2 BB: 2 P: 17	1B: 2 2B: 1 3B: 0 HR: 1	SF: 0 SAC: 1 DP: 0 HBP: 1		WP: 0 PB: 0 SB: 2 CS: 1	PA: 41		

PITCHER		IP	WLS	BF	H	R	ER	SO	BB	IBB	HBP	BLK	WP	HR	S	P	ERA	WHIP
Sid Fernandez, L ERA: 3.76	(1, 1)	8.0		27	1	0	0	10	2	0	0	0	0	0	80	119	0.00	0.375
Randy Myers, L ERA: 2.18	(9, 1)	0.0		3	2	3	3	0	0	0	1	0	0	1	6	11	∞	∞
Roger McDowell, R ERA: 3.03	(9, 1)	2.0		6	0	0	0	1	1	0	0	0	0	0	17	24	0.00	0.500
Terry Leach, R ERA: 3.5	(11, 1)	0.1	L	4	1	1	1	0	1	1	0	0	0	0	9	17	27.00	6.000

PITCHER	IP	WLS	BF	H	R	ER	SO	BB	IBB	HBP	BLK	WP	HR	S	P	ERA	WHIP

BOTTOM

New York Mets @ Montreal Expos

Olympic Stadium, Montreal, QB

Sun Jun 12 1988, 3:33 AM EDT

Att. 32,245 - Sunny - 75 F

livebaseballscorecards.com

AB	33
R	4
H	4
RBI	4
BB	5
SO	11
LOB	8

Batter	1	2	3	4	5	6	7	8	9	AB	R	H	RBI	BB	SO	LOB
Tim Raines, S (1, 7) OBP: 0.386, SLG: 0.424	B B X 2-0 2B	X 0-0 S 1-3 3-H 1B		B C B 2 SAFE B B 4-1 BB			B B C C X 2-2 ① 5-3		X 0-0 ② 5-3	4	0	2	1	1	0	0
Casey Candaele, S (1, 4) OBP: 0.223, SLG: 0.229	B F B C X 2-2 ① 5-3	C B B X 2-1 ③ F9 1-2		X 0-0 ③ F7			X 0-0 E9 2B 1B		C X 0-1 ③ F8	5	1	1	0	0	0	5
Andres Galarraga, R (1, 3) OBP: 0.377, SLG: 0.628	B B S B B B 4-1 BB		B F S B F B F X 3-2 ① 1-3		B B F X 2-1 ① 5-3		S F S 0-3 ② K			3	0	0	0	1	1	1
Hubie Brooks, R (1, 9) OBP: 0.309, SLG: 0.412	B F B F S 2-3 ② K		B C B X 2-1 FC6-4 1B		F X 0-1 2B		B S C F B F X 2-2 2-H 2B			4	0	3	1	0	1	2
Tim Wallach, R (1, 5) OBP: 0.316, SLG: 0.401	C F B S 1-3 ③ K		B C X 1-1 ② F7		S B C F S 1-3 ② K		B B X 2-0 ③ 5-3			4	0	0	0	0	2	5
Mitch Webster, S (1, 8) OBP: 0.367, SLG: 0.317		C B X 1-1 FC5-4 1B 1B 1B	C B X 1-1 ③ FC6-4 1-2f		F B B F X 2-2 ③ F6			X 0-0 ① 4-3		4	1	1	0	0	0	2
Dave Engle, R (1, 2) OBP: 0.303, SLG: 0.333		B F C 1 SAFE F 1 SAFE X 1-2 FC5-4 1-2 1B	B F X 1-1 2B		C B S B B X 3-2 ① 4-3			B B X 2-0 ② 5-3		4	0	2	0	0	0	0
Luis Rivera, R (1, 6) OBP: 0.240, SLG: 0.290		X 0-0 ① FC5-4 1B 1-2f 2-3	C B B B F S 2-3 ① K		B B B F F B X 3-2 ② 4-3			X 0-0 ③ F8		4	0	0	0	0	1	3
Neal Heaton, L (1, 1) OBP: 0.167, SLG: 0.167 Andy McGaffigan, R (7, 1) Wallace Johnson, S (9, PH) OBP: 0.370, SLG: 0.360		F S S 0-3 ② K	B F B F S 2-3 ② K		S F X 0-2 ③ 6-3				X 0-0 ① 1-3	3 0 1	0 0 0	0 0 0	0 0 0	0 0 0	2 0 0	3 0 0
Inning Stats	R: 0 E: 0 K: 2 S: 11 H: 1 LOB: 2 BB: 1 P: 22	R: 1 E: 0 K: 1 S: 13 H: 3 LOB: 2 BB: 0 P: 17	R: 0 E: 0 K: 0 S: 10 H: 1 LOB: 1 BB: 0 P: 17	R: 0 E: 0 K: 2 S: 10 H: 1 LOB: 2 BB: 1 P: 19	R: 0 E: 0 K: 1 S: 11 H: 1 LOB: 1 BB: 0 P: 16	R: 0 E: 0 K: 0 S: 9 H: 0 LOB: 0 BB: 0 P: 15	R: 1 E: 1 K: 1 S: 13 H: 2 LOB: 1 BB: 0 P: 19	R: 0 E: 0 K: 0 S: 3 H: 0 LOB: 0 BB: 0 P: 5	R: 0 E: 0 K: 0 S: 4 H: 0 LOB: 0 BB: 0 P: 4	1B: 5 2B: 4 3B: 0 HR: 0 SF: 0 SAC: 0 DP: 0 HBP: 0						

PITCHER		IP	WLS	BF	H	R	ER	SO	BB	IBB	HBP	BLK	WP	HR	S	P	ERA	WHIP
Shane Rawley, L ERA: 3.91	(1, 1)	9.0	W	38	9	2	1	7	2	0	0	0	0	0	84	134	1.00	1.222

PITCHER	IP	WLS	BF	H	R	ER	SO	BB	IBB	HBP	BLK	WP	HR	S	P	ERA	WHIP

TOP

Montreal Expos @ Philadelphia Phillies

Veterans Stadium, Philadelphia, PA

Mon Jun 13 1988, 7:05 PM EDT

Att. 20,544 - Unknown - 80 F

livebaseballscorecards.com

AB	36
R	2
H	9
RBI	2
BB	2
SO	7
LOB	21

WP: 0	PB: 0	SB: 1	CS: 0
PA: 38			

Batter	1	2	3	4	5	6	7	8	9	AB	R	H	RBI	BB	SO	LOB
Juan Samuel, R (1, 4) OBP: 0.326, SLG: 0.409	C B B F X 2-2 5-3 ①	S X 0-1 SF9 ② 3-H			B C C B F B F B 4-2 BB BB		B F F S 1-3 K ③			2	0	0	1	1	1	0
Von Hayes, L (1, 3) OBP: 0.364, SLG: 0.445	C S F C 0-3 K ②	B F C X 1-2 F5 ③			1 B B C C B F B SAFE 4-2 CS BB ① 1-2			C X 0-1 6-3 ①		3	0	0	0	1	1	1
Lance Parrish, R (1, 2) OBP: 0.322, SLG: 0.451	X 0-0 BLK 2B		C B F S 1-3 K ①		B 1 SAFE 1 SAFE 1 SAFE 1 SAFE F X 1-1 F8 ② ③ 1-2			F F C 0-3 K ②		4	0	1	0	0	2	1
Mike Schmidt, R (1, 5) OBP: 0.321, SLG: 0.341	F C B X 1-2 5-3 ③ 2-3		B B C C X 2-2 L7 ②			B B X 2-0 F8 ①		C B B B X 3-1 F6 ③		4	0	0	0	0	0	1
Chris James, R (1, 8) OBP: 0.295, SLG: 0.463 (8, 9)		X 0-0 HR	C B B F B X 3-2 6-3 ③			X 0-0 F8 ②				3	1	1	1	0	0	0
Phil Bradley, R (1, 7) OBP: 0.337, SLG: 0.333		B F B B X 3-1 1B BB FC4-6 1B		S C B C 1-3 K ①		B X 1-0 F6 ③				3	1	1	0	0	1	0
Mike Young, S (1, 9) OBP: 0.319, SLG: 0.417 Milt Thompson, L (8, 8) OBP: 0.332, SLG: 0.310		B 1 SAFE B S S B B 4-1 FC4-6 1B SF9 1-2 BB		B X 1-0 5-3 ②			X 0-0 HR			2	2	1	1	1	0	0
										0	0	0	0	0	0	0
Luis Aguayo, R (1, 6) OBP: 0.338, SLG: 0.410 Steve Jeltz, S (7, PH) OBP: 0.340, SLG: 0.320 (8, 6)		S B B X 2-1 FC4-6 1B 1-2 2-3		B B X 2-0 HR			B C B F B X 3-2 5-3 ①			2	1	2	1	0	0	0
										1	0	0	0	0	0	0
Shane Rawley, R (1, 1) OBP: 0.156, SLG: 0.194		B B F X 2-1 FC4-6 ① 1-2f 2-3 3-H		X 0-0 6-3 ③			C B X 1-1 6-3 ②			3	0	0	1	0	0	2
Inning Stats	R: 0 E: 0 K: 1 S: 11 H: 1 LOB: 1 BB: 0 P: 14	R: 3 E: 0 K: 0 S: 13 H: 3 LOB: 1 BB: 1 P: 25	R: 0 E: 0 K: 1 S: 9 H: 0 LOB: 0 BB: 0 P: 15	R: 1 E: 0 K: 1 S: 6 H: 1 LOB: 0 BB: 0 P: 10	R: 0 E: 0 K: 0 S: 9 H: 0 LOB: 0 BB: 2 P: 18	R: 0 E: 0 K: 0 S: 3 H: 0 LOB: 0 BB: 0 P: 6	R: 1 E: 0 K: 1 S: 9 H: 1 LOB: 0 BB: 0 P: 14	R: 0 E: 0 K: 1 S: 7 H: 0 LOB: 0 BB: 0 P: 10		1B: 2 2B: 1 3B: 0 HR: 3	SF: 1 SAC: 0 DP: 0 HBP: 0			WP: 0 PB: 0 SB: 0 CS: 1	PA: 31		

PITCHER		IP	WLS	BF	H	R	ER	SO	BB	IBB	HBP	BLK	WP	HR	S	P	ERA	WHIP
Neal Heaton, L ERA: 6.12	(1, 1)	6.0	L	25	6	5	5	3	3	0	0	1	0	3	52	89	7.50	1.500
Andy McGaffigan, R ERA: 3.68	(7, 1)	2.0		6	0	0	0	2	0	0	0	0	0	0	15	23	0.00	0.000

PITCHER	IP	WLS	BF	H	R	ER	SO	BB	IBB	HBP	BLK	WP	HR	S	P	ERA	WHIP

BOTTOM

Montreal Expos @ Philadelphia Phillies

Veterans Stadium, Philadelphia, PA

Mon Jun 13 1988, 7:05 PM EDT

Att. 20,544 - Unknown - 80 F

livebaseballscorecards.com

AB	27
R	5
H	6
RBI	5
BB	3
SO	5
LOB	5

Batter	1	2	3	4	5	6	7	8	9	AB	R	H	RBI	BB	SO	LOB
Tim Raines, S (1, 7) OBP: 0.389, SLG: 0.434	3-2 G4-3 BB 1B	0-1 5-3		0-0 F8		4-0 G4-6-3 IBB		2-1 2B 3B 3-H		4	2	2	1	1	0	1
Casey Candaele, S (1, 4) OBP: 0.231, SLG: 0.240	4-1 G4-3 BB 1-2		0-0 B3	0-1 G4-6-3 1-2f		0-0 G4-6-3 1-2f		0-0 2B 3-H		4	0	1	1	1	0	4
Andres Galarraga, R (1, 3) OBP: 0.378, SLG: 0.623 Wallace Johnson, S (8, 3) OBP: 0.370, SLG: 0.360	3-2 G4-3 1-2f 2-3		1-2 FC6-4 1B		2-2 3-1		1-0 L4-3 1B	0-1 1-3		5 0	0 0	2 0	0 0	0 0	0 0	3 0
Hubie Brooks, R (1, 9) OBP: 0.314, SLG: 0.419 Dave Engle, R (9, 9) OBP: 0.303, SLG: 0.333	0-2 HR 1B 3-H		1-3 K		0-2 2B		1-2 L4-3 1-2		0-1 FC5-4 1B	5 0	1 0	3 0	1 0	0 0	1 0	2 0
Tim Wallach, R (1, 5) OBP: 0.317, SLG: 0.411 Tom Foley, L (9, PR) OBP: 0.273, SLG: 0.291 (9, 5)	1-1 HR 1-H		0-0 FC6-4 1-2f		4-0 G4-6-3 BB		2-0 F9		0-1 FC5-4 1-2f	4 0	1 0	1 0	2 0	1 0	0 0	2 0
Mitch Webster, S (1, 8) OBP: 0.374, SLG: 0.328 Herm Winningham, L (8, 8) OBP: 0.351, SLG: 0.324	1-1 1B			1-2 E 2B 2B	1-0 G4-6-3 1-2f			1-1 2B SF8 HBP	2-3 K	3 1	2 0	2 0	0 0	0 1	0 1	2 1
Luis Rivera, R (1, 6) OBP: 0.245, SLG: 0.300	0-2 F8			1-2 FC6 2B 1B 2-3		0-0 1B 1B		0-0 SF8 3B 2B 1-3	0-0 F8	5	2	2	0	0	0	3
Wilfredo Tejada, R (1, 2) OBP: 0.286, SLG: 0.500		1-1 G4-3		0-0 1B 1-3 3-H		0-0 SH5-4 1-3		2-1 SF8 2-3 3-H		3	1	2	2	0	0	0
Dennis Martinez, R (1, 1) OBP: 0.294, SLG: 0.303		1-2 4-3		0-2 G4-6-3 2-H 3-H		1-0 SH5-4 1-2		0-1 5-3		3	0	1	2	0	0	1
Inning Stats	R: 3 H: 4 E: 0 LOB: 1 K: 0 BB: 1 S: 18 P: 30	R: 0 H: 0 E: 0 LOB: 0 K: 0 BB: 0 S: 7 P: 9	R: 0 H: 1 E: 0 LOB: 1 K: 1 BB: 0 S: 9 P: 11	R: 3 H: 3 E: 1 LOB: 0 K: 0 BB: 0 S: 14 P: 16	R: 0 H: 1 E: 0 LOB: 1 K: 0 BB: 1 S: 7 P: 14	R: 0 H: 2 E: 0 LOB: 2 K: 0 BB: 1 S: 4 P: 9	R: 0 H: 1 E: 0 LOB: 0 K: 0 BB: 0 S: 6 P: 10	R: 3 H: 3 E: 0 LOB: 1 K: 0 BB: 0 S: 11 P: 16	R: 0 H: 1 E: 0 LOB: 1 K: 1 BB: 0 S: 8 P: 10	1B: 9 SF: 1 2B: 6 SAC: 1 3B: 1 DP: 5 HR: 1 HBP: 1						WP: 0 PA: 43 PB: 0 SB: 0 CS: 0	

PITCHER		IP	WLS	BF	H	R	ER	SO	BB	IBB	HBP	BLK	WP	HR	S	P	ERA	WHIP
Bruce Ruffin, L ERA: 3.81	(1, 1)	3.1	L	19	8	6	5	1	1	0	0	0	0	1	46	64	13.50	2.700
Brad Moore, R ERA:	(4, 1)	2.2		10	3	0	0	0	1	1	0	0	0	0	13	25	0.00	1.500
Wally Ritchie, L ERA: 2.92	(7, 1)	2.0		10	4	3	3	0	0	0	1	0	0	0	17	26	13.50	2.000
Todd Frohwirth, R ERA: 7.11	(9, 1)	1.0		4	1	0	0	1	0	0	0	0	0	0	8	10	0.00	1.000

PITCHER	IP	WLS	BF	H	R	ER	SO	BB	IBB	HBP	BLK	WP	HR	S	P	ERA	WHIP

TOP

Montreal Expos @ Philadelphia Phillies

Veterans Stadium, Philadelphia, PA

Tue Jun 14 1988, 7:05 PM EDT

Sunny - 100 F

livebaseballscorecards.com

AB	37
R	9
H	16
RBI	9
BB	3
SO	2
LOB	19

Montreal Expos @ Philadelphia Phillies

Veterans Stadium, Philadelphia, PA

Tue Jun 14 1988, 7:05 PM EDT

Sunny - 100 F

BOTTOM

livebaseballscorecards.com

Batter	1	2	3	4	5	6	7	8	9	AB	R	H	RBI	BB	SO	LOB
Juan Samuel, R (1, 4) OBP: 0.321, SLG: 0.402	X 0-0 F8 ①		C B F C 1-3 K ③			F B 1 SAFE F B B 1 SAFE F X 3-2 L7 ②		F B B F C 2-3 K ③		4	0	0	0	0	2	2
Von Hayes, L (1, 3) OBP: 0.362, SLG: 0.439	C S B B X 2-2 5-3 ②			C B B F X 2-2 5-3 ①		S B S X 1-2 4-3 ③			B B B B 4-0 S BB	3	0	0	0	1	0	1
Lance Parrish, R (1, 2) OBP: 0.321, SLG: 0.444	B B B B 4-0 BB			F X 0-1 P3 ②			C B B X 2-1 1-3 ①		C S S 0-3 K ①	3	0	0	0	1	1	1
Mike Schmidt, R (1, 5) OBP: 0.317, SLG: 0.336 Bill Almon, R (9, 5) OBP: 0.207, SLG: 0.192	C B F X 1-2 F9 ③			B S F C 1-3 K ③			B B F F S 2-3 K ②		B F F F S 1-3 K ②	3 1	0 0	0 0	0 0	0 0	2 1	1 1
Chris James, R (1, 9) OBP: 0.294, SLG: 0.459		C F C 0-3 K ①			F B F X 1-2 F3 ①		F X 0-1 1B		C B B C B S 3-3 1-2 K ③	4	0	1	0	0	2	1
Phil Bradley, R (1, 7) OBP: 0.333, SLG: 0.329		B X 1-0 5-3 ②			C B S F X 1-2 5-3 ②		C F B B B X 3-2 F8 ③			3	0	0	0	0	0	1
Milt Thompson, L (1, 8) OBP: 0.327, SLG: 0.305		B X 1-0 F8 ③			C X 0-1 F7 ③			X 0-0 F8 ①		3	0	0	0	0	0	0
Steve Jeltz, S (1, 6) OBP: 0.346, SLG: 0.328			C C E B F S 1-3 K ①			B X 1-0 1B		X 0-0 1B		3	0	2	0	0	1	0
Bruce Ruffin, S (1, 1) OBP: 0.172, SLG: 0.143 Brad Moore, R (4, 1) Keith Miller, S (6, PH) OBP: 0.200, SLG: 0.222 Wally Ritchie, L (7, 1) Mike Young, S (8, PH) OBP: 0.374, SLG: 0.410 Todd Frohwirth, R (9, 1)			X 0-0 1-3 ②			F C B 1 X SAFE 1-2 P6 ①		S S C 0-3 K ②		1 0 1 0 1 0	0 0 0 0 0 0	0 0 0 0 1 0	0 0 0 0 0 0	0 0 0 0 1 0	0 0 0 0 0 0	0 0 1 0 1 0
Inning Stats	R: 0 E: 0 K: 0 S: 7 H: 0 LOB: 1 BB: 1 P: 14	R: 0 E: 0 K: 1 S: 5 H: 0 LOB: 0 BB: 0 P: 7	R: 0 E: 0 K: 2 S: 9 H: 0 LOB: 0 BB: 0 P: 11	R: 0 E: 0 K: 1 S: 8 H: 0 LOB: 0 BB: 0 P: 11	R: 0 E: 0 K: 0 S: 9 H: 0 LOB: 0 BB: 0 P: 11	R: 0 E: 0 K: 0 S: 11 H: 1 LOB: 1 BB: 0 P: 17	R: 0 E: 0 K: 1 S: 10 H: 1 LOB: 1 BB: 0 P: 17	R: 0 E: 0 K: 2 S: 8 H: 1 LOB: 1 BB: 0 P: 10	R: 0 E: 0 K: 3 S: 10 H: 0 LOB: 1 BB: 1 P: 18	1B: 3 2B: 0 3B: 0 HR: 0	SF: 0 SAC: 0 DP: 0 HBP: 0						

	AB	30
	R	0
	H	3
	RBI	0
	BB	2
	SO	10
	LOB	10

WP: 0 PB: 0 SB: 1 CS: 0 PA: 32

PITCHER		IP	WLS	BF	H	R	ER	SO	BB	IBB	HBP	BLK	WP	HR	S	P	ERA	WHIP
Dennis Martinez, R ERA: 2.37	(1, 1)	9.0	W	32	3	0	0	10	2	0	0	0	0	0	77	116	0.00	0.556

PITCHER	IP	WLS	BF	H	R	ER	SO	BB	IBB	HBP	BLK	WP	HR	S	P	ERA	WHIP

Montreal Expos @ Philadelphia Phillies

Veterans Stadium, Philadelphia, PA

Tue Jun 14 1988, 7:05 PM EDT

Att. 24,082 - Unknown - 80 F

TOP

livebaseballscorecards.com

Batter	1	2	3	4	5	6	7	8	9	AB	R	H	RBI	BB	SO	LOB
Tim Raines, S (1, 7) OBP: 0.386, SLG: 0.437	F7		L5			6-3	F9		1-H 3B	5	0	1	1	0	0	4
Casey Candaele, S (1, 4) OBP: 0.241, SLG: 0.250	6-3			FC6-4 1B		F8		1B 1B	F8	4	0	2	0	0	0	0
Tom Foley, L (9, PH) OBP: 0.271, SLG: 0.289										1	0	0	0	0	0	1
Andres Galarraga, R (1, 3) OBP: 0.372, SLG: 0.613	1-3			FC6-4 1-2f		F9		K		4	0	0	0	0	1	2
Hubie Brooks, R (1, 9) OBP: 0.313, SLG: 0.417		G3		K			K	1B 1-3		4	0	1	0	0	2	1
Tim Wallach, R (1, 5) OBP: 0.316, SLG: 0.409		F7		F9			1B 1B	P3		4	1	1	0	0	0	3
Mitch Webster, S (1, 8) OBP: 0.376, SLG: 0.332		F7			G1-4-3 1B		BB 1B 1-3	K		4	0	2	0	0	1	2
Luis Rivera, R (1, 6) OBP: 0.247, SLG: 0.301			K		F9		BB 1B 1-2		K	3	0	1	1	0	1	1
Herm Winningham, L (9, PH) OBP: 0.346, SLG: 0.319										1	0	0	0	0	1	0
Wilfredo Tejada, R (1, 2) OBP: 0.222, SLG: 0.375			K		G1-4-3 1-2		BB 1-2 2-3		P6	2	0	0	0	0	1	1
Dave Engle, R (7, PH) OBP: 0.314, SLG: 0.323										1	0	0	0	1	0	0
(7, 2)																
John Dopson, L (1, 1) OBP: 0.200, SLG: 0.143			BB		F8		K		3B 1B	1	0	0	0	1	0	1
Andy McGaffigan, R (5, 1)										0	0	0	0	0	0	0
Tim Burke, R (6, 1)										0	0	0	0	0	0	0
Wallace Johnson, S (7, PH) OBP: 0.357, SLG: 0.346										1	0	0	0	0	1	3
Jeff Parrett, R (7, 1)										0	0	0	0	0	0	0
Graig Nettles, L (9, PH) OBP: 0.243, SLG: 0.265										1	1	1	0	0	0	0
Inning Stats	R: 0 E: 0 K: 0 S: 8 H: 0 LOB: 0 BB: 0 P: 12	R: 0 E: 0 K: 0 S: 12 H: 0 LOB: 0 BB: 0 P: 18	R: 0 E: 0 K: 2 S: 10 H: 0 LOB: 1 BB: 1 P: 15	R: 0 E: 0 K: 1 S: 11 H: 1 LOB: 1 BB: 0 P: 14	R: 0 E: 0 K: 0 S: 11 H: 1 LOB: 1 BB: 0 P: 15	R: 0 E: 0 K: 0 S: 6 H: 0 LOB: 0 BB: 0 P: 10	R: 1 E: 0 K: 2 S: 15 H: 3 LOB: 3 BB: 1 P: 24	R: 0 E: 0 K: 2 S: 14 H: 2 LOB: 2 BB: 0 P: 20	R: 1 E: 0 K: 1 S: 17 H: 2 LOB: 1 BB: 0 P: 22	1B: 8 2B: 0 3B: 1 HR: 0 SF: 0 SAC: 0 DP: 0 HBP: 0	WP: 0 PB: 0 SB: 0 CS: 0 PA: 38					

	AB	36
	R	2
	H	9
	RBI	2
	BB	2
	SO	8
	LOB	19

PITCHER		IP	WLS	BF	H	R	ER	SO	BB	IBB	HBP	BLK	WP	HR	S	P	ERA	WHIP
Don Carman, L ERA: 4.73	(1, 1)	7.0	W	28	5	1	1	5	2	0	0	0	0	0	73	108	1.29	1.000
Steve Bedrosian, R ERA: 4.34	(8, 1)	2.0	S	10	4	1	1	3	0	0	0	0	0	0	31	42	4.50	2.000

PITCHER	IP	WLS	BF	H	R	ER	SO	BB	IBB	HBP	BLK	WP	HR	S	P	ERA	WHIP

BOTTOM

Batter	1	2	3	4	5	6	7	8	9	AB	R	H	RBI	BB	SO	LOB
Juan Samuel, R (1, 4) OBP: 0.323, SLG: 0.422	B C X 1-1 WP 3B	B S X 1-1 ③ FC6-4 1-2f			B X 1-0 HR	F X 0-1 ② 4-3		P 1 SAFE X 1-0 ② P4		5	2	2	1	0	0	3
Greg Gross, L (1, 9) (8, 7) OBP: 0.299, SLG: 0.237	B B C B F X 3-2 ① 6-3 3-H		B C F F X 1-2 1B 1B		C F F F B F X 1-2 1B 1B 1B	B C X 1-1 ③ F9		1 SAFE B C F P B X 3-2 ③ L7 1-2		5	1	2	0	0	0	1
Von Hayes, L (1, 3) OBP: 0.360, SLG: 0.436	B B C S S 2-3 ② K		P C B X 2-1 ① 2B 1-3 1B		B F P B S 1 SAFE F S 3-3 ① K		F F S 0-3 ① K			4	0	1	0	0	3	1
Mike Schmidt, R (1, 5) OBP: 0.320, SLG: 0.344	B B B C F X 3-2 ③ P6		B C X 1-1 1-3 2B		B S 1 SAFE 1 SAFE X 1-1 5-3 1-3 1B		X 0-0 ② F8			4	0	2	0	0	0	0
Chris James, R (1, 8) (8, 9) OBP: 0.307, SLG: 0.467		F B X 1-1 1B FC4-6 1B	B B B B 4-0 G4-6-3 BB		F X 0-1 5-3 1-2 3-H 1B		B C F X 1-2 E BB 1B			3	1	3	1	1	0	0
Phil Bradley, R (1, 7) OBP: 0.336, SLG: 0.329 Steve Bedrosian, R (8, 1)		F 1 SAFE C X 0-2 FC4-6 1-3 1B	F X 0-1 ② ③ G4-6-3 1-2f		C B X 1-1 ② 5-3 1-2 2-3		1 SAFE B 1 SAFE 1 SAFE B B C 1 SAFE B 4-1 E 1-2 BB			3	0	1	0	1	0	5
										0	0	0	0	0	0	0
Darren Daulton, L (1, 2) OBP: 0.298, SLG: 0.268		1 SAFE X 0-0 ① FC4-6 1B 1-2f 3-H		B X 1-0 ① 4-3	I I I 4-0 IBB		B 2 SAFE F B 2 SAFE X 2-1 ③ F9 1-2 2-3			3	0	0	1	1	0	3
Steve Jeltz, S (1, 6) OBP: 0.344, SLG: 0.326		B C S B X 2-2 FC6-4 1-2 1B		C B B C B S 3-3 ② K	B F C B B X 3-2 ③ 5-3			B B C F C 2-3 ① K		4	0	1	0	0	2	3
Don Carman, L (1, 1) Milt Thompson, L (8, 8) OBP: 0.330, SLG: 0.305		M F S 0-3 ② K		X 0-0 ③ 6-3		S T X 0-2 ① L6		C B C F T B B B 4-2 S BB		3	0	0	0	0	1	2
										0	0	0	0	1	0	0
Inning Stats	R: 1 E: 0 K: 1 S: 11 H: 1 LOB: 0 BB: 0 P: 20	R: 1 E: 0 K: 1 S: 14 H: 3 LOB: 2 BB: 0 P: 18	R: 0 E: 0 K: 0 S: 11 H: 3 LOB: 2 BB: 1 P: 18	R: 0 E: 0 K: 1 S: 5 H: 0 LOB: 0 BB: 0 P: 9	R: 2 E: 0 K: 1 S: 21 H: 4 LOB: 3 BB: 1 P: 34	R: 0 E: 0 K: 0 S: 7 H: 0 LOB: 0 BB: 0 P: 8	R: 0 E: 1 K: 1 S: 10 H: 1 LOB: 2 BB: 1 P: 17	R: 0 E: 0 K: 1 S: 13 H: 0 LOB: 1 BB: 1 P: 21		1B: 9 2B: 1 3B: 1 HR: 1 SF: 0 SAC: 0 DP: 1 HBP: 0						

PITCHER		IP	WLS	BF	H	R	ER	SO	BB	IBB	HBP	BLK	WP	HR	S	P	ERA	WHIP
John Dopson, R ERA: 3.18	(1, 1)	4.0	L	20	9	4	4	3	1	0	0	0	1	1	48	74	9.00	2.500
Andy McGaffigan, R ERA: 3.6	(5, 1)	1.0		6	2	0	0	1	0	1	0	0	0	0	14	25	0.00	2.000
Tim Burke, R ERA: 3.53	(6, 1)	1.0		3	0	0	0	0	0	0	0	0	0	0	7	8	0.00	0.000
Jeff Parrett, R ERA: 1.69	(7, 1)	2.0		9	1	0	0	2	2	0	0	0	0	0	23	38	0.00	1.500

PITCHER	IP	WLS	BF	H	R	ER	SO	BB	IBB	HBP	BLK	WP	HR	S	P	ERA	WHIP

Montreal Expos @ Philadelphia Phillies

Veterans Stadium, Philadelphia, PA

Tue Jun 14 1988, 7:05 PM EDT

Att. 24,082 - Unknown - 80 F

livebaseballscorecards.com

AB	34
R	4
H	12
RBI	3
BB	4
SO	6
LOB	18

WP: 1 PA: 38
PB: 0
SB: 1
CS: 0

Batter	1	2	3	4	5	6	7	8	9	AB	R	H	RBI	BB	SO	LOB
Tim Raines, S (1, 7) OBP: 0.391, SLG: 0.456	G3			HR		2B			BB	3	1	2	1	1	0	0
Tom Foley, L (1, 4) OBP: 0.267, SLG: 0.285	3-1			3-1		4-3			FC3-6 BB	2	0	0	0	0	0	0
Casey Candaele, S (4, 4) OBP: 0.246, SLG: 0.248									FC3-6 BB	1	0	0	0	1	0	1
Hubie Brooks, R (1, 9) OBP: 0.312, SLG: 0.418	F9			6-3			4-3 6-3 2B		K	4	1	1	0	0	1	2
Graig Nettles, L (1, 3) OBP: 0.220, SLG: 0.237		K		4-3			4-3		FC3-6 FC5-4	4	0	0	0	0	1	3
Tim Wallach, R (1, 5) OBP: 0.311, SLG: 0.402		6-3			K		6-3		FC5-4	4	0	0	1	0	1	2
Herm Winningham, L (1, 8) OBP: 0.333, SLG: 0.306		F5			K		K			3	0	0	0	0	2	0
Luis Rivera, R (1, 6) OBP: 0.242, SLG: 0.295			K		6-3			F3		3	0	0	0	0	1	0
Jeff Reed, L (1, 2) OBP: 0.290, SLG: 0.286		F9				3-1		F7		2	0	0	0	0	0	0
Wallace Johnson, S (8, PH) OBP: 0.345, SLG: 0.333										1	0	0	0	0	0	0
Dave Engle, R (8, 2) OBP: 0.314, SLG: 0.323										0	0	0	0	0	0	0
Floyd Youmans, R (1, 1) OBP: 0.160, SLG: 0.208		6-3				6-3		K		2	0	0	0	0	0	0
Mitch Webster, S (8, PH) OBP: 0.374, SLG: 0.330										1	0	0	0	0	1	0
Joe Hesketh, R (8, 1)										0	0	0	0	0	0	0
Tim Burke, R (8, 1)										0	0	0	0	0	0	0
Bob McClure, R (8, 1)										0	0	0	0	0	0	0
Inning Stats	R: 0 E: 0 K: 0 S: 4 H: 0 LOB: 0 BB: 0 P: 4	R: 0 E: 0 K: 1 S: 10 H: 0 LOB: 0 BB: 0 P: 15	R: 0 E: 0 K: 1 S: 7 H: 0 LOB: 0 BB: 0 P: 11	R: 1 E: 0 K: 0 S: 8 H: 1 LOB: 0 BB: 0 P: 15	R: 0 E: 0 K: 2 S: 8 H: 0 LOB: 0 BB: 0 P: 11	R: 0 E: 0 K: 0 S: 13 H: 1 LOB: 1 BB: 0 P: 21	R: 1 E: 0 K: 1 S: 11 H: 1 LOB: 0 BB: 0 P: 16	R: 0 E: 0 K: 1 S: 8 H: 0 LOB: 0 BB: 0 P: 10	R: 0 E: 0 K: 1 S: 11 H: 0 LOB: 2 BB: 2 P: 24	1B: 0 2B: 2 3B: 0 HR: 1	SF: 0 SAC: 0 DP: 0 HBP: 0	WP: 0 PB: 0 SB: 1 CS: 0	PA: 32			

PITCHER		IP	WLS	BF	H	R	ER	SO	BB	IBB	HBP	BLK	WP	HR	S	P	ERA	WHIP
David Palmer, R ERA: 4.68	(1, 1)	8.0	W	28	3	2	2	6	1	0	0	0	0	1	71	109	2.25	0.500
Greg Harris, R ERA: 2.51	(9, 1)	0.2		3	0	0	0	1	1	0	0	0	0	0	8	17	0.00	1.500
Steve Bedrosian, R ERA: 4.26	(9, 1)	0.1	S	1	0	0	0	0	0	0	0	0	0	0	1	1	0.00	0.000

PITCHER	IP	WLS	BF	H	R	ER	SO	BB	IBB	HBP	BLK	WP	HR	S	P	ERA	WHIP

TOP

Montreal Expos @ Philadelphia Phillies

Veterans Stadium, Philadelphia, PA

Wed Jun 15 1988, 7:05 PM EDT

Att. 23,553 - Unknown - 95 F

livebaseballscorecards.com

AB	30
R	2
H	3
RBI	2
BB	2
SO	7
LOB	8

Batter	1	2	3	4	5	6	7	8	9	AB	R	H	RBI	BB	SO	LOB
Juan Samuel, R (1, 4) OBP: 0.317, SLG: 0.414	F8	F8			1-3		F8	F9		5	0	0	0	0	0	5
Milt Thompson, L (1, 8) OBP: 0.333, SLG: 0.305	E3 1B		G3		FC6 BB			K2-3		3	1	1	0	1	1	0
Von Hayes, L (1, 3) OBP: 0.358, SLG: 0.430	E6 6-3 2-H		K		FC6 1-2f			2B BB		3	2	0	0	1	1	1
Mike Schmidt, R (1, 5) OBP: 0.319, SLG: 0.347	6-3 2-3		4-3			5-3		2B 1-H	2B	4	1	1	1	0	0	1
Chris James, R (1, 9) OBP: 0.306, SLG: 0.467	E9 3-H			6-3		F3		1B 2-H	2B	4	1	1	1	0	0	0
Phil Bradley, R (1, 7) OBP: 0.338, SLG: 0.329	6-3			1B S		F8		1B FC5-2 HBP		3	1	1	0	0	0	1
Greg Gross, L (8, PR) OBP: 0.299, SLG: 0.237 (9, 7)										0	0	0	0	0	0	0
Darren Daulton, L (1, 2) OBP: 0.300, SLG: 0.273		4-3		G6-4-3 1-H			F5	FC5-2 BB 1-3 2-H		3	0	1	1	0	0	0
Lance Parrish, R (8, PH) OBP: 0.324, SLG: 0.447 (9, 2)				1B				1B		1	0	1	1	0	0	0
Steve Jeltz, S (1, 6) OBP: 0.354, SLG: 0.328		4-3 S 1B		G6-4-3 1-2f			SH2-3 BB	FC5-2 1-2		2	0	1	0	2	0	1
David Palmer, R (1, 1) OBP: 0.200, SLG: 0.667		4-3 1-3			5-3		SH2-3 1-2	FC5-2 1-2 2-3 3-Hf		3	0	0	0	0	0	4
Greg Harris, S (9, 1) OBP: 0.500, SLG: 0.500										0	0	0	0	0	0	0
Steve Bedrosian, R (9, 1)										0	0	0	0	0	0	0
Inning Stats	R: 2 E: 3 K: 0 S: 15 H: 1 LOB: 1 BB: 0 P: 24	R: 0 E: 0 K: 0 S: 11 H: 1 LOB: 1 BB: 0 P: 16	R: 0 E: 0 K: 1 S: 7 H: 0 LOB: 0 BB: 0 P: 9	R: 1 E: 0 K: 0 S: 10 H: 2 LOB: 0 BB: 0 P: 15	R: 0 E: 0 K: 0 S: 9 H: 0 LOB: 1 BB: 1 P: 15	R: 0 E: 0 K: 0 S: 8 H: 0 LOB: 0 BB: 0 P: 9	R: 0 E: 0 K: 0 S: 4 H: 0 LOB: 1 BB: 1 P: 9	R: 3 E: 0 K: 1 S: 19 H: 3 LOB: 3 BB: 2 P: 35		1B: 5 2B: 2 3B: 0 HR: 0	SF: 0 SAC: 1 DP: 1 HBP: 1					

PITCHER		IP	WLS	BF	H	R	ER	SO	BB	IBB	HBP	BLK	WP	HR	S	P	ERA	WHIP
Floyd Youmans, R ERA: 3.43	(1, 1)	7.0	L	28	4	3	1	1	2	0	0	0	0	0	64	97	1.29	0.857
Joe Hesketh, L ERA: 3.79	(8, 1)	0.1		2	0	1	1	1	1	0	0	0	0	0	6	12	27.00	3.000
Tim Burke, R ERA: 4.04	(8, 1)	0.0		3	2	1	1	0	0	0	1	0	0	0	6	9	∞	∞
Bob McClure, L ERA: 6.75	(8, 1)	0.2		4	1	1	1	0	1	0	0	0	0	0	7	14	13.50	3.000

PITCHER	IP	WLS	BF	H	R	ER	SO	BB	IBB	HBP	BLK	WP	HR	S	P	ERA	WHIP

BOTTOM

Montreal Expos @ Philadelphia Phillies

Veterans Stadium, Philadelphia, PA

Wed Jun 15 1988, 7:05 PM EDT
Att. 23,553 - Unknown - 95 F

livebaseballscorecards.com

AB	31
R	6
H	7
RBI	4
BB	4
SO	2
LOB	13

WP: 0 PB: 0 SB: 2 CS: 0 PA: 37

Batter	1	2	3	4	5	6	7	8	9	AB	R	H	RBI	BB	SO	LOB
Tim Raines, S (1, 7) OBP: 0.391, SLG: 0.465	3-1		1-3		HR		BLK, BB 1-2 2-3		K	4	1	1	1	1	1	0
Casey Candaele, S (1, 4) OBP: 0.239, SLG: 0.241	K2-3		4-3		4-3		SF9 2-3 3-H		F8	3	0	0	0	0	1	0
Graig Nettles, L (7, PH) OBP: 0.209, SLG: 0.231										1	0	0	1	0	0	0
(7, 5)																
Andres Galarraga, R (1, 3) OBP: 0.374, SLG: 0.615	CS, 2B		1B, 1B		F9		6-3 1-2 3-H			4	0	2	0	0	0	1
Hubie Brooks, R (1, 9) OBP: 0.315, SLG: 0.419	CS 2-3	BB, S, 1B	1-2, 1B		F8		F9			4	0	2	0	0	0	1
Tim Wallach, R (1, 5) OBP: 0.307, SLG: 0.395		K 1-2	6-3			F9		F9		4	0	0	0	0	1	3
(7, 4)																
Mitch Webster, S (1, 8) OBP: 0.372, SLG: 0.325		BB		4-3		G3		G3		3	0	0	0	1	0	0
Jeff Reed, L (1, 2) OBP: 0.297, SLG: 0.293		F8		1B		F9		1B		4	0	2	0	0	0	2
Luis Rivera, R (1, 6) OBP: 0.249, SLG: 0.296		BB 1-2 2-3		K			BB, BB SF9		F5	3	1	1	0	1	1	2
Bryn Smith, R (1, 1) OBP: 0.087, SLG: 0.045		F4		F9			SF9, BB 1-2 BLK		1-3	2	0	0	0	0	0	4
Joe Hesketh, R (5, 1)							BB			0	0	0	0	0	0	0
Herm Winningham, L (7, PH) OBP: 0.341, SLG: 0.306										0	1	0	0	1	0	0
Neal Heaton, L (7, 1) OBP: 0.167, SLG: 0.167										0	0	0	0	0	0	0
Wallace Johnson, S (9, PH) OBP: 0.333, SLG: 0.321										1	0	0	0	0	0	0
Inning Stats	R: 0 E: 0 K: 1 S: 12 H: 1 LOB: 0 BB: 0 P: 18	R: 0 E: 0 K: 1 S: 12 H: 1 LOB: 3 BB: 2 P: 23	R: 0 E: 0 K: 0 S: 12 H: 2 LOB: 2 BB: 0 P: 18	R: 0 E: 0 K: 1 S: 8 H: 1 LOB: 1 BB: 0 P: 12	R: 1 E: 0 K: 0 S: 9 H: 1 LOB: 0 BB: 0 P: 12	R: 0 E: 0 K: 0 S: 4 H: 0 LOB: 0 BB: 0 P: 8	R: 2 E: 0 K: 0 S: 9 H: 1 LOB: 1 BB: 2 P: 20	R: 0 E: 0 K: 0 S: 5 H: 1 LOB: 1 BB: 0 P: 9	R: 0 E: 0 K: 1 S: 8 H: 0 LOB: 0 BB: 0 P: 11	1B: 6 2B: 1 3B: 0 HR: 1 SF: 1 SAC: 0 DP: 0 HBP: 0	WP: 0 PB: 0 SB: 1 CS: 1 PA: 39					

PITCHER		IP	WLS	BF	H	R	ER	SO	BB	IBB	HBP	BLK	WP	HR	S	P	ERA	WHIP
Rick Sutcliffe, R ERA: 4.56	(1, 1)	6.0	W	28	7	3	3	3	4	0	0	0	0	1	61	103	4.50	1.833
Les Lancaster, R ERA: 3.15	(7, 1)	3.0	S	10	1	0	0	1	0	0	0	1	0	0	18	28	0.00	0.333

PITCHER	IP	WLS	BF	H	R	ER	SO	BB	IBB	HBP	BLK	WP	HR	S	P	ERA	WHIP

Montreal Expos @ Chicago Cubs

Wrigley Field, Chicago, IL

Fri Jun 17 1988, 3:33 AM CDT

Att. 33,041 - Sunny

TOP

livebaseballscorecards.com

AB	33
R	3
H	8
RBI	2
BB	4
SO	4
LOB	13

Batter	1	2	3	4	5	6	7	8	9	AB	R	H	RBI	BB	SO	LOB
Shawon Dunston, R (1, 6) OBP: 0.317, SLG: 0.430	C F B S 1-3 K ①		B X 1-0 1B G5-4-3 1-2 2-H 1B	B S S F F S 1-3 K ③	F B X 1-1 F7 ③			X 0-0 5-3 ①		5	1	1	1	0	2	4
Rafael Palmeiro, L (1, 7) OBP: 0.361, SLG: 0.475	C B B X 2-1 4-3 ②		X 0-0 G5-4-3 1-3 2-H 1B		F X 0-1 4-3 ①	B C B F B X 3-2 F7 ①		X 0-0 F7 ②		5	0	1	1	0	0	0
Andre Dawson, R (1, 9) OBP: 0.332, SLG: 0.500	B B C F X 2-2 F4 ③		B C S F X 1-2 G5-4-3 ① ② 1-2f 3-H		C X 0-1 S 23 1B 1B 1B	C X 0-1 5-3 ②		B X 1-0 F9 ③		5	1	1	0	0	0	1
23 Ryne Sandberg, R (1, 4) OBP: 0.324, SLG: 0.446		C B F F X 1-2 F8 ①	B B F B X 3-1 BLK 1B		B C X 1-1 S 1-2 1B 1B	C S 0-3 K ③				4	1	2	0	0	1	0
Mark Grace, L (1, 3)		C X 0-1 4-3 ②	X 0-0 F8 ③ 1-2		B I I I 4-0 1B SF8 1-2 2-3 IBB		B B B C B 4-1 G6-4-3 BB			2	1	0	0	2	0	1
Vance Law, R (1, 5) OBP: 0.373, SLG: 0.451		B B C B C B 4-2 BB		B F S X 1-2 SH5-4 1B 1B	B F B X 2-1 WP E 1-3 2-H 3-H 1B		X 0-0 ① ② G6-4-3 1-2f			3	1	2	2	1	0	1
Damon Berryhill, S (1, 2) OBP: 0.301, SLG: 0.397	B S X 1-1 G3 ③		X 0-0 SH5-4 1-2 1B	F F B B F B X 3-2 SF8 ② 1-2 3-H		B X 1-0 1B 1B				3	0	2	1	0	0	1
Darrin Jackson, R (1, 8) OBP: 0.286, SLG: 0.432			L X 0-1 WP HBP 1B 1B	L X 0-1 ① SH5-4 1-2 2-3	4-0 E IBB	C F B F B X 2-2 1-3 1B				2	1	2	0	1	0	0
Rick Sutcliffe, L (1, 1) OBP: 0.200, SLG: 0.143 Les Lancaster, R (7, 1)			B L L H 2-2 1B 1B 1-2 HBP	X 0-0 ② 4-3	X 0-0 E9 1-3 2-H 1B		B C B S S 2-3 K ③			2 1	1 0	1 0	1 0	0 0	0 1	2 2
Inning Stats	R: 0 H: 0 E: 0 LOB: 0 K: 1 BB: 0 S: 8 P: 13	R: 0 H: 0 E: 0 LOB: 1 K: 0 BB: 1 S: 10 P: 16	R: 3 H: 4 E: 0 LOB: 1 K: 0 BB: 0 S: 13 P: 20	R: 0 H: 2 E: 0 LOB: 2 K: 1 BB: 0 S: 12 P: 14	R: 4 H: 4 E: 1 LOB: 2 K: 0 BB: 2 S: 15 P: 30	R: 0 H: 0 E: 0 LOB: 0 K: 1 BB: 0 S: 8 P: 11	R: 0 H: 2 E: 0 LOB: 2 K: 1 BB: 1 S: 10 P: 19	R: 0 H: 0 E: 0 LOB: 0 K: 0 BB: 0 S: 3 P: 4		1B: 12 SF: 1 2B: 0 SAC: 1 3B: 0 DP: 2 HR: 0 HBP: 1						

PITCHER		IP	WLS	BF	H	R	ER	SO	BB	IBB	HBP	BLK	WP	HR	S	P	ERA	WHIP
Bryn Smith, R ERA: 4.58	(1, 1)	4.1	L	24	9	7	7	2	1	1	1	1	1	0	51	78	14.54	2.308
Joe Hesketh, L ERA: 3.48	(5, 1)	1.2		7	1	0	0	1	0	1	0	0	1	0	15	26	0.00	0.600
Neal Heaton, L ERA: 5.92	(7, 1)	2.0		8	2	0	0	1	1	0	0	0	0	0	13	23	0.00	1.500

PITCHER	IP	WLS	BF	H	R	ER	SO	BB	IBB	HBP	BLK	WP	HR	S	P	ERA	WHIP

BOTTOM

Montreal Expos @ Chicago Cubs

Wrigley Field, Chicago, IL

Fri Jun 17 1988, 3:33 AM CDT

Att. 33,041 - Sunny

livebaseballscorecards.com

AB	32
R	7
H	12
RBI	6
BB	4
SO	4
LOB	12

Batter	1	2	3	4	5	6	7	8	9	AB	R	H	RBI	BB	SO	LOB
Tim Raines, S (1, 7) OBP: 0.389, SLG: 0.461	X 0-0 ① 1-3		C F B B B F X 3-2 FC6-4 1B		C B B F F C 2-3 ③ K			C B X 1-1 ② ③ L3 1-2		4	0	1	0	0	1	1
Casey Candaele, S (1, 4) OBP: 0.240, SLG: 0.241	C C X 0-2 ② 6-3		C B X 1-1 ① L6			B X 1-0 ① F7			X 0-0 1B	4	0	1	0	0	0	1
Andres Galarraga, R (1, 3) OBP: 0.369, SLG: 0.605	B C F C 1-3 ③ K		B B B X 3-0 ② FC6-4 1-2f			B F C S 1-3 ② K			B F B F C 2-3 ① K	4	0	0	0	0	3	2
Hubie Brooks, R (1, 9) OBP: 0.314, SLG: 0.417		B C F X 1-2 1B 1B	C B F F B F F X 2-2 ③ 4-3			X 0-0 ③ 6-3			X 0-0 ② L9	4	0	1	0	0	0	2
Tim Wallach, R (1, 5) OBP: 0.302, SLG: 0.389		C B B F F F F X 2-2 ① F8		F S B B X 2-2 ① 5-3			X 0-0 ① F7		X 0-0 ③ F9	4	0	0	0	0	0	2
Mitch Webster, S (1, 8) OBP: 0.372, SLG: 0.325		X 0-0 S 1-3 1B		F B C B X 2-2 ② 4-3			X 0-0 ② 4-3			3	0	1	0	0	0	0
Jeff Reed, L (1, 2) OBP: 0.298, SLG: 0.288		B I I I 4-0 FC6-4 1-2 IBB		X 0-0 ③ G1			B F B F X 2-2 ③ F8			2	0	0	0	1	0	0
Luis Rivera, R (1, 6) OBP: 0.244, SLG: 0.290		F F S 0-3 ② K			B X 1-0 ① 4-3			B X 1-0 ① B3-1		3	0	0	0	0	1	3
John Dopson, L (1, 1) OBP: 0.176, SLG: 0.125 Wallace Johnson, S (8, PH) OBP: 0.355, SLG: 0.345 Jeff Parrett, R (8, 1)		X 0-0 ③ FC6-4 1-2f			X 0-0 ② 1-3			X 0-0 L3 1B		2 1 0	0 0 0	0 1 0	0 0 0	0 0 0	0 0 0	3 0 0
Inning Stats	R: 0 E: 0 K: 1 S: 8 H: 0 LOB: 0 BB: 0 P: 9	R: 0 E: 0 K: 1 S: 14 H: 2 LOB: 3 BB: 1 P: 21	R: 0 E: 0 K: 0 S: 14 H: 1 LOB: 1 BB: 0 P: 23	R: 0 E: 0 K: 0 S: 7 H: 0 LOB: 0 BB: 0 P: 11	R: 0 E: 0 K: 1 S: 6 H: 0 LOB: 0 BB: 0 P: 9	R: 0 E: 0 K: 1 S: 5 H: 0 LOB: 0 BB: 0 P: 7	R: 0 E: 0 K: 0 S: 5 H: 0 LOB: 0 BB: 0 P: 7	R: 0 E: 0 K: 0 S: 4 H: 1 LOB: 0 BB: 0 P: 6	R: 0 E: 0 K: 1 S: 6 H: 1 LOB: 1 BB: 0 P: 8	1B: 5 2B: 1 3B: 0 HR: 0	SF: 0 SAC: 0 DP: 1 HBP: 0					

PITCHER	IP	W/L/S	BF	H	R	ER	SO	BB	IBB	HBP	BLK	WP	HR	S	P	ERA	WHIP
Greg Maddux, R (1, 1) ERA: 2.22	9.0	W	32	5	0	0	5	0	1	0	0	0	0	69	101	0.00	0.556

PITCHER	IP	W/L/S	BF	H	R	ER	SO	BB	IBB	HBP	BLK	WP	HR	S	P	ERA	WHIP

TOP

Montreal Expos @ Chicago Cubs

Wrigley Field, Chicago, IL

Sat Jun 18 1988, 3:33 AM CDT

Att. 33,197 - Sunny - 79 F

livebaseballscorecards.com

AB	31
R	0
H	5
RBI	0
BB	1
SO	5
LOB	14

1B: 5	SF: 0	WP: 0	PA: 32
2B: 1	SAC: 0	PB: 0	
3B: 0	DP: 1	SB: 1	
HR: 0	HBP: 0	CS: 0	

Batter	1	2	3	4	5	6	7	8	9	AB	R	H	RBI	BB	SO	LOB
Shawon Dunston, R (1, 6) OBP: 0.316, SLG: 0.432	F F S 0-3 ① K		X 0-0 ② F4		B X 1-0 ② F8			X 0-0 1B 2B		4	1	1	0	0	1	1
Rafael Palmeiro, L (1, 7) OBP: 0.359, SLG: 0.475	C S B S 1-3 ② K		C S S B X 2-2 PB 2B 2B		B B C F B F C 3-3 ③ K 1-2			B X 1-0 ② F7		4	1	1	0	0	2	2
Andre Dawson, R (1, 9) OBP: 0.335, SLG: 0.504	F X 0-1 ③ 6-3		C X 0-1 2-H 2B			B C F B S 2-3 ① K		B B F S T F X 2-2 2-H 1B		4	0	2	2	0	1	0
23 Ryne Sandberg, R (1, 4) OBP: 0.323, SLG: 0.440		B B C F B B 4-2 1B 1B BB	B C C X 1-2 ③ F8			C X 0-1 ② F8		B X 1-0 ③ F8		3	1	0	0	1	0	2
Mark Grace, L (1, 3) OBP: 0.397, SLG: 0.442		X 0-0 L6-4 1B 1-3 1B		B F C X 1-2 ① 4-3		B B B F X 3-1 ③ F8				3	0	1	0	0	0	0
Vance Law, R (1, 5) OBP: 0.373, SLG: 0.450		C X 0-1 1-2 3-H 1B		X 0-0 ② 4-3			X 0-0 ① F8			3	0	1	1	0	0	0
Jody Davis, R (1, 2) OBP: 0.341, SLG: 0.441		P B X 2-0 ① F8		F B F B S 2-3 ③ K			X 0-0 ② 5-3			3	0	0	0	0	1	2
Darrin Jackson, R (1, 8) OBP: 0.276, SLG: 0.417		C X 0-1 ② ③ L6-4 2-3			F B F F S 1-3 ① K		F B F B X 2-2 ③ F9			3	0	0	0	0	1	2
Greg Maddux, R (1, 1) OBP: 0.163, SLG: 0.204			S X 0-1 ① 5-3		X 0-0 S 1B			F X 0-1 ① F8		3	0	1	0	0	0	0
Inning Stats	R: 0 E: 0 K: 2 S: 8 H: 0 LOB: 0 BB: 0 P: 9	R: 1 E: 0 K: 0 S: 9 H: 2 LOB: 1 BB: 1 P: 14	R: 1 E: 0 K: 0 S: 11 H: 2 LOB: 1 BB: 0 P: 14	R: 0 E: 0 K: 1 S: 7 H: 0 LOB: 0 BB: 0 P: 10	R: 0 E: 0 K: 2 S: 10 H: 1 LOB: 1 BB: 0 P: 15	R: 0 E: 0 K: 1 S: 7 H: 0 LOB: 0 BB: 0 P: 12	R: 0 E: 0 K: 0 S: 5 H: 0 LOB: 0 BB: 0 P: 7	R: 1 E: 0 K: 0 S: 10 H: 2 LOB: 1 BB: 0 P: 14		1B: 4 2B: 4 3B: 0 HR: 0	SF: 0 SAC: 0 DP: 1 HBP: 0					

PITCHER		IP	WLS	BF	H	R	ER	SO	BB	IBB	HBP	BLK	WP	HR	S	P	ERA	WHIP
John Dopson, R ERA: 3.1	(1, 1)	7.0	L	26	5	2	2	6	1	0	0	0	0	0	57	81	2.57	0.857
Jeff Parrett, R ERA: 1.85	(8, 1)	1.0		5	2	1	1	0	0	0	0	0	0	0	10	14	9.00	2.000

PITCHER	IP	WLS	BF	H	R	ER	SO	BB	IBB	HBP	BLK	WP	HR	S	P	ERA	WHIP

BOTTOM

Montreal Expos @ Chicago Cubs

Wrigley Field, Chicago, IL

Sat Jun 18 1988, 3:33 AM CDT

Att. 33,197 - Sunny - 79 F

livebaseballscorecards.com

AB	30
R	3
H	7
RBI	3
BB	1
SO	6
LOB	9

Batter	1	2	3	4	5	6	7	8	9	AB	R	H	RBI	BB	SO	LOB
Tim Raines, S (1, 7) OBP: 0.384, SLG: 0.454	X 0-0 ① L9		B S B B X 3-1 ① F8		B C B S F B F F X 3-2 ②③ 7-3-4 1-2f		B C X 1-1 ③ F7			4	0	0	0	0	0	4
Joe Hesketh, R (7, 1)										0	0	0	0	0	0	0
Bob McClure, R (8, 1)										0	0	0	0	0	0	0
Casey Candaele, S (1, 4) OBP: 0.234, SLG: 0.235	B S T F B S 2-3 ② K		X 0-0 ② 3-1			B X 1-0 ① 6-3		B F F B S 2-3 ① K		3	0	0	0	0	1	0
Wallace Johnson, S (8, PH) OBP: 0.344, SLG: 0.333										1	0	0	0	0	1	0
(8, 4)																
Andres Galarraga, R (1, 3) OBP: 0.367, SLG: 0.600	C F B X 1-2 1B		C B B B X 3-1 ③ 4-3			C B S S 1-3 ② K		B B C B X 3-1 ② 6-3		4	0	1	0	0	1	0
Hubie Brooks, R (1, 9) OBP: 0.313, SLG: 0.412	B F B S F 1 SAFE F S 2-3 ③ K			S C B F F F X 1-2 ① 6-3		B B B B 4-0 BB		X 0-0 ③ L7		3	0	0	0	1	1	1
Tim Wallach, R (1, 5) OBP: 0.297, SLG: 0.382		B B F F F F F S 2-3 ① K		B F C B F X 2-2 ② F4		C B X 1-1 ③ L7			F B B B X 2-1 ① 6-3	4	0	0	0	0	1	1
Herm Winningham, L (1, 8) OBP: 0.349, SLG: 0.307	B S B X 2-1 S 1B			F F S 0-3 ③ K			B S B S B B 4-2 L3-6 PB BB		S B S S S 1-3 ② K	3	1	1	0	1	2	0
Jeff Reed, L (1, 2) OBP: 0.293, SLG: 0.283	B 1 SAFE 1 SAFE C X 1-1 ② F7				B B B C X 3-1 ① L9		B B B C C F F X 3-2 ①② L3-6 1-3		F C B B B B B 4-2 HR BB	2	0	0	0	0	0	1
Neal Heaton, L (5, 1) OBP: 0.167, SLG: 0.167										0	0	0	0	0	0	0
Mitch Webster, S (7, PH) OBP: 0.373, SLG: 0.323										1	1	0	0	1	0	1
(7, 7)																
Luis Rivera, R (1, 6) OBP: 0.261, SLG: 0.321	B S X 1-1 1-H 1B				X 0-0 1B 1B		B B B B C B 4-1 BB BB		B X 1-0 1-H HR	3	1	3	3	1	0	0
Dennis Martinez, R (1, 1) OBP: 0.286, SLG: 0.294	B X 1-0 ③ 4-3				B B C X 2-1 1-3 7-3-4 1B		B C B C F B B 4-2 1-2 BB		B B C C X 2-2 ③ 5-3	1	0	0	0	0	0	1
Tim Burke, R (4, 1)										0	0	0	0	0	0	0
Dave Engle, R (5, PH) OBP: 0.342, SLG: 0.333										2	0	1	0	1	0	0
(5, 2)																
Inning Stats	R: 0 E: 0 K: 2 S: 13 H: 1 LOB: 1 BB: 0 P: 18	R: 1 E: 0 K: 1 S: 13 H: 2 LOB: 1 BB: 0 P: 20	R: 0 E: 0 K: 0 S: 5 H: 0 LOB: 0 BB: 0 P: 11	R: 0 E: 0 K: 1 S: 13 H: 0 LOB: 0 BB: 0 P: 16	R: 0 E: 0 K: 0 S: 11 H: 2 LOB: 1 BB: 0 P: 19	R: 0 E: 0 K: 1 S: 6 H: 0 LOB: 1 BB: 1 P: 13	R: 0 E: 0 K: 0 S: 13 H: 0 LOB: 2 BB: 3 P: 29	R: 0 E: 0 K: 1 S: 6 H: 0 LOB: 0 BB: 0 P: 11	R: 2 E: 0 K: 1 S: 11 H: 1 LOB: 0 BB: 1 P: 21	1B: 5 2B: 2 3B: 0 HR: 1 SF: 0 SAC: 0 DP: 2 HBP: 0						

PITCHER		IP	WLS	BF	H	R	ER	SO	BB	IBB	HBP	BLK	WP	HR	S	P	ERA	WHIP
Calvin Schiraldi, R ERA: 4.43	(1, 1)	6.2	W	26	5	1	1	5	3	0	0	0	0	0	69	116	1.35	1.200
Les Lancaster, R ERA: 3.13	(7, 1)	0.1		2	0	0	0	0	1	0	0	0	0	0	5	10	0.00	3.000
Frank DiPino, L ERA: 4.22	(8, 1)	2.0		8	1	2	2	2	1	0	0	0	0	1	17	32	9.00	1.000

PITCHER	IP	WLS	BF	H	R	ER	SO	BB	IBB	HBP	BLK	WP	HR	S	P	ERA	WHIP

TOP

Montreal Expos @ Chicago Cubs

Wrigley Field, Chicago, IL

Sun Jun 19 1988, 3:33 AM CDT

Att. 32,300 - Sunny - 92 F

livebaseballscorecards.com

AB	31
R	3
H	6
RBI	3
BB	5
SO	7
LOB	9

WP: 0	PB: 1	SB: 1	CS: 0
PA: 36			

Batter	1	2	3	4	5	6	7	8	9	AB	R	H	RBI	BB	SO	LOB
Shawon Dunston, R (1, 6) OBP: 0.315, SLG: 0.429	C B B X 2-1 4-3 ①		L X 0-1 1-3 ①	B X 1-0 1-3 ② 1-2		X 0-0 3B 1B		X 0-0 4-3 ② 2-3		4	1	1	0	0	0	1
Angel Salazar, R (8, 6) OBP: 0.316, SLG: 0.389										1	0	0	0	0	0	1
Rafael Palmeiro, L (1, 7) OBP: 0.364, SLG: 0.477	B F F X 1-2 2B 23 WP 1B		B C X 1-1 HR 1B	C S B X 1-2 2-H 1B		B 1 SAFE X 2-0 F7 ②		C B X 1-1 F7 ③		5	2	3	1	0	0	2
Andre Dawson, R (1, 9) OBP: 0.340, SLG: 0.531	C 1 SAFE X 0-1 23 WP 23 1B 1-3 2B		B B 1 SAFE 1 SAFE C X 2-1 1-H HR	B X 1-0 L7 ③		X 0-0 1-H 3B				4	2	3	3	0	0	1
Dave Martinez, L (6, PR) OBP: 0.288, SLG: 0.299										0	0	0	0	0	0	0
(7, 9)																
23 Ryne Sandberg, R (1, 4) OBP: 0.325, SLG: 0.453	C B X 1-1 S 2-H 3-H 1B		C B X 1-1 F8 ②		C X 0-1 HR	C B X 1-1 F9 ③				4	1	2	2	0	0	1
Mark Grace, L (1, 3) OBP: 0.388, SLG: 0.431	F C X 0-2 F7 ② 1-2		B S X 1-1 4-3 ③		F B B F F X 2-2 4-3 ①		B C S B S 2-3 K ①			4	0	0	0	0	1	1
Vance Law, R (1, 5) OBP: 0.378, SLG: 0.455	B B X 2-0 F8 ③			X 0-0 3B 1B	C B S F F X 1-2 1B		X 0-0 PO 1B			4	1	3	0	0	0	1
Jody Davis, R (1, 2) OBP: 0.333, SLG: 0.429		C B X 1-1 5-3 ①		C F B 1 SAFE S 1-3 K ①	C B B F F S 2-3 K ②		B X 1-0 F9 ②			4	0	0	0	0	2	3
Darrin Jackson, R (1, 8) OBP: 0.286, SLG: 0.455		C F B B F X 2-2 5-3 ②		F X 0-1 1-H 1B 3B	X 0-0 F4 ③		1 SAFE 0-0 PO ③ 1-2	C S X 0-2 4-3 2B		4	1	2	1	0	0	1
Calvin Schiraldi, R (1, 1) OBP: 0.091, SLG: 0.048	C B X 1-1 6-3 ③			P B X 2-0 1-3 1B 3-H 1B		X 0-0 6-3 ①		C S S X 0-3 K ①		3	1	1	1	0	0	0
Les Lancaster, R (7, 1)										0	0	0	0	0	0	0
Frank DiPino, L (8, 1)										1	0	0	0	0	1	1
Inning Stats	R: 2 E: 0 K: 0 S: 13 H: 3 LOB: 1 BB: 0 P: 19	R: 0 E: 0 K: 0 S: 8 H: 0 LOB: 0 BB: 0 P: 12	R: 2 E: 0 K: 0 S: 10 H: 2 LOB: 0 BB: 0 P: 15	R: 3 E: 0 K: 1 S: 13 H: 4 LOB: 1 BB: 0 P: 18	R: 1 E: 0 K: 1 S: 16 H: 2 LOB: 1 BB: 0 P: 21	R: 1 E: 0 K: 0 S: 6 H: 2 LOB: 1 BB: 0 P: 9	R: 0 E: 0 K: 1 S: 5 H: 1 LOB: 0 BB: 0 P: 8	R: 0 E: 0 K: 1 S: 9 H: 1 LOB: 1 BB: 0 P: 10		1B: 9 2B: 2 3B: 2 HR: 2	SF: 0 SAC: 0 DP: 0 HBP: 0					

PITCHER		IP	WLS	BF	H	R	ER	SO	BB	IBB	HBP	BLK	WP	HR	S	P	ERA	WHIP
Dennis Martinez, R ERA: 2.91	(1, 1)	3.1	L	18	8	7	7	1	0	0	0	0	1	1	39	56	18.90	2.400
Tim Burke, R ERA: 3.96	(4, 1)	0.2		3	1	0	0	0	0	0	0	0	0	0	5	8	0.00	1.500
Neal Heaton, L ERA: 6.02	(5, 1)	2.0		10	4	2	2	1	0	0	0	0	0	1	22	30	9.00	2.000
Joe Hesketh, L ERA: 3.32	(7, 1)	1.0		3	1	0	0	1	0	0	0	0	0	0	5	8	0.00	1.000
Bob McClure, L ERA: 6.32	(8, 1)	1.0		4	1	0	0	1	0	0	0	0	0	0	9	10	0.00	1.000

PITCHER	IP	WLS	BF	H	R	ER	SO	BB	IBB	HBP	BLK	WP	HR	S	P	ERA	WHIP

BOTTOM

Montreal Expos @ Chicago Cubs

Wrigley Field, Chicago, IL

Sun Jun 19 1988, 3:33 AM CDT

Att. 32,300 - Sunny - 92 F

livebaseballscorecards.com

AB	38
R	9
H	15
RBI	8
BB	0
SO	4
LOB	13

WP: 1 PA: 39
PB: 0
SB: 1
CS: 0

St. Louis Cardinals @ Montreal Expos

Olympic Stadium, Montreal, QB

Mon Jun 20 1988, 7:05 PM EDT

Att. 13,232 - Dome - 70 F

TOP

livebaseballscorecards.com

Batter	1	2	3	4	5	6	7	8	9	AB	R	H	RBI	BB	SO	LOB
Vince Coleman, S (1, 7) OBP: 0.332, SLG: 0.404	F B B B C F B 4-2 E SF7 BB		S B F S 1-3 ② K			C C X 0-2 ① L5		X 0-0 ② 6-3		3	1	0	0	1	1	1
Ozzie Smith, S (1, 6) OBP: 0.349, SLG: 0.342	B 1 SAFE 1 SAFE C X 1-1 ① SF7 1-H		F F F X 0-2 ③ F8			B X 1-0 ② F8		X 0-0 ③ G3		3	0	0	1	0	0	1
Willie McGee, S (1, 8) OBP: 0.358, SLG: 0.402	B F B C B F X 3-2 ② 6-3			B B S F X 2-2 ① F7		X 0-0 ③ L1			S B X 1-1 1B 1B	4	0	1	0	0	0	0
Tom Brunansky, R (1, 9) OBP: 0.371, SLG: 0.422	C B X 1-1 ③ F5			C B C B X 2-2 FC9-5 2B			B B F X 2-1 1B 3B		S 1 SAFE B 1 SAFE F 1 SAFE 1 SAFE F F 1-3 1 SAFE S K ①	4	1	2	0	0	1	1
Tony Peña, R (1, 2) OBP: 0.308, SLG: 0.394		F S B X 1-2 ① F9		X 0-0 ② ③ FC9-5 2-3			C B F F X 1-2 FC5-4 3-H 1B		X 0-0 G6-4-3 1-2 1B	4	0	2	1	0	0	1
José Oquendo, S (1, 5) OBP: 0.331, SLG: 0.331		B C F F F B B F X 3-2 ② 4-3			C X 0-1 2B		B X 1-0 ① F8		F X 0-1 ② ③ G6-4-3 1-2f	4	0	1	0	0	0	3
Tom Pagnozzi, R (1, 3) OBP: 0.306, SLG: 0.313		S B S F X 1-2 ③ 1-3			S B B F F F C 2-3 ① K		X 0-0 ② FC5-4 1-2f			3	0	0	0	0	1	2
Luis Alicea, S (1, 4) OBP: 0.282, SLG: 0.288			B B X 2-0 SH2-3 1B		C B X 1-1 ② 5-3		X 0-0 ③ F8			3	0	1	0	0	0	2
Jose DeLeon, R (1, 1) OBP: 0.121, SLG: 0.121 Ken Dayley, L (8, 1) Todd Worrell, R (8, 1)			X 0-0 ① SH2-3 1-2		X 0-0 ③ 1-3			F F S 0-3 ① K		2	0	0	0	1	1	
										0	0	0	0	0	0	0
										0	0	0	0	0	0	0

	AB	30
	R	2
	H	7
	RBI	2
	BB	1
	SO	4
	LOB	12

Inning Stats																				
	R: 1	H: 0	R: 0	H: 0	R: 0	H: 1	R: 0	H: 1	R: 0	H: 1	R: 0	H: 0	R: 1	H: 2	R: 0	H: 0	R: 0	H: 2	1B: 4	SF: 1	WP: 0	PA: 33
	E: 1	LOB: 0	E: 0	LOB: 0	E: 0	LOB: 1	E: 0	LOB: 0	E: 0	LOB: 1	E: 0	LOB: 0	E: 0	LOB: 1	E: 0	LOB: 0	E: 0	LOB: 1	2B: 3	SAC: 1	PB: 0	
	K: 0	BB: 1	K: 0	BB: 0	K: 1	BB: 0	K: 0	BB: 0	K: 0	BB: 0	K: 0	BB: 0	K: 0	BB: 0	K: 1	BB: 0	K: 1	BB: 0	3B: 1	DP: 2	SB: 0	
	S: 11	P: 20	S: 13	P: 18	S: 9	P: 12	S: 7	P: 11	S: 10	P: 13	S: 5	P: 6	S: 9	P: 13	S: 5	P: 5	S: 10	P: 12	HR: 0	HBP: 0	CS: 0	

PITCHER		IP	WLS	BF	H	R	ER	SO	BB	IBB	HBP	BLK	WP	HR	S	P	ERA	WHIP
Floyd Youmans, R ERA: 3.21	(1, 1)	8.0	W	29	5	2	1	3	1	0	0	0	0	0	69	98	1.12	0.750
Jeff Parrett, R ERA: 1.81	(9, 1)	1.0	S	4	2	0	0	1	0	0	0	0	0	0	10	12	0.00	2.000

PITCHER		IP	WLS	BF	H	R	ER	SO	BB	IBB	HBP	BLK	WP	HR	S	P	ERA	WHIP

Batter	1	2	3	4	5	6	7	8	9	AB	R	H	RBI	BB	SO	LOB
Tim Raines, S (1, 7) OBP: 0.383, SLG: 0.449	C B X 1-1 ① 4-3			B B F F B X 3-2 ① F8		X 0-0 ① F9		I I I 4-0 2B IBB		3	0	0	0	1	0	0
Mitch Webster, S (1, 8) OBP: 0.367, SLG: 0.317	X 0-0 ② F7			C S B B B S 3-3 ② K		X 0-0 ② 1-3		C F X 0-2 ② F7		4	0	0	0	0	1	2
Andres Galarraga, R (1, 3) OBP: 0.365, SLG: 0.598	C S B S 1-3 ③ K2-3			C X 0-1 ③ 4-3		S C S 0-3 ③ K		X 0-0 1-3 2-H 2B		4	0	1	1	0	2	0
Hubie Brooks, R (1, 9) OBP: 0.316, SLG: 0.411		C B B B C F X 3-2 ① F9			B B X 2-0 1B SF7 1B		C X 0-1 ① F6	I I I 4-0 IBB		3	1	1	0	1	0	0
Tim Wallach, R (1, 5) OBP: 0.297, SLG: 0.380		F C B B S 2-3 ② K			C B X 1-1 BB 1-3 1B		X 0-0 ② F2	B F F B S 2-3 ③ K		4	0	1	0	0	2	3
Nelson Santovenia, R (1, 2) OBP: 0.387, SLG: 0.415		C F B B F S 2-3 ③ K			C X 0-1 ① F6		B B B 4-0 PO BB			2	0	0	0	1	1	2
Luis Rivera, R (1, 6) OBP: 0.257, SLG: 0.317			X 0-0 ① 1-3		B S X 1-1 ② SF7 3-H		M 1 SAFE 0-1 ③ PO 1-2	C F B B S 2-3 ① K		2	0	0	1	0	1	0
Casey Candaele, S (1, 4) OBP: 0.238, SLG: 0.233 Wallace Johnson, S (8, PH) OBP: 0.364, SLG: 0.387 Jeff Parrett, R (9, 1)			B B C F S 2-3 ② K		B B 1 SAFE B C B 4-1 1-2 BB			B B X 2-0 2B		1 1 0	0 1 0	0 1 0	0 0 0	1 0 0	1 0 0	0 0 0
Floyd Youmans, R (1, 1) OBP: 0.148, SLG: 0.192 Graig Nettles, L (8, PH) OBP: 0.227, SLG: 0.275 Tom Foley, L (8, PR) OBP: 0.267, SLG: 0.285 (9, 4)			B S C S 1-3 ③ K		S B S F S 1-3 ③ K			X 0-0 2-H 2B		2 1 0	0 0 1	0 1 0	0 1 0	0 0 0	2 0 0	2 0 0
Inning Stats	R: 0 H: 0 E: 0 LOB: 0 K: 1 BB: 0 S: 6 P: 8	R: 0 H: 0 E: 0 LOB: 0 K: 2 BB: 0 S: 11 P: 18	R: 0 H: 0 E: 0 LOB: 0 K: 2 BB: 0 S: 7 P: 10	R: 0 H: 0 E: 0 LOB: 0 K: 1 BB: 0 S: 8 P: 14	R: 1 H: 2 E: 0 LOB: 2 K: 1 BB: 1 S: 12 P: 21	R: 0 H: 0 E: 0 LOB: 0 K: 1 BB: 0 S: 5 P: 5	R: 0 H: 0 E: 0 LOB: 0 K: 0 BB: 1 S: 4 P: 8	R: 2 H: 3 E: 0 LOB: 3 K: 2 BB: 2 S: 12 P: 26		1B: 2 SF: 1 2B: 3 SAC: 0 3B: 0 DP: 0 HR: 0 HBP: 0				WP: 0 PA: 33 PB: 0 SB: 0 CS: 0		

PITCHER		IP	WLS	BF	H	R	ER	SO	BB	IBB	HBP	BLK	WP	HR	S	P	ERA	WHIP
Jose DeLeon, R ERA: 4.43	(1, 1)	7.1		26	3	2	2	9	2	0	0	0	0	0	57	92	2.46	0.682
Ken Dayley, L ERA: 2.33	(8, 1)	0.0	L	2	1	0	0	0	0	1	0	0	0	0	1	5	∞	∞
Todd Worrell, R ERA: 2.51	(8, 1)	0.2		4	1	1	1	1	0	1	0	0	0	0	7	13	13.50	1.500

PITCHER	IP	WLS	BF	H	R	ER	SO	BB	IBB	HBP	BLK	WP	HR	S	P	ERA	WHIP

BOTTOM

St. Louis Cardinals @ Montreal Expos

Olympic Stadium, Montreal, QB

Mon Jun 20 1988, 7:05 PM EDT

Att. 13,232 - Dome - 70 F

livebaseballscorecards.com

AB	27
R	3
H	5
RBI	3
BB	4
SO	10
LOB	9

Batter	1	2	3	4	5	6	7	8	9	AB	R	H	RBI	BB	SO	LOB
Vince Coleman, S (1, 7) OBP: 0.334, SLG: 0.405	1-0 S 1B		2-0 F7			0-1 B1-3		1-2 1-2 1B		4	0	2	0	0	0	1
Luis Alicea, S (1, 4) OBP: 0.277, SLG: 0.282	3-3 K 1-3		1-1 3-1			0-1 F5		0-1 6-3		4	0	0	0	0	1	4
Ozzie Smith, S (1, 6) OBP: 0.347, SLG: 0.338	0-1 G3			3-1 F8		1-1 6-3			4-1 FC4-6 BB	3	0	0	0	1	0	1
Tom Brunansky, R (1, 9) OBP: 0.370, SLG: 0.419	1-3 K			0-0 3-1 1B			1-0 6-3		0-1 F4	4	0	1	0	0	1	2
Willie McGee, S (1, 8) OBP: 0.354, SLG: 0.397		0-3 K		0-0 3-1 1-2			1-0 F8		0-1 FC4-6 1-2f	4	0	0	0	0	1	2
Tony Peña, R (1, 2) OBP: 0.305, SLG: 0.389 Curt Ford, L (7, 3) OBP: 0.234, SLG: 0.262		3-2 6-3		2-1 6-3			1-3 K2-3		0-0 4-3	3 1	0 0	0 0	0 0	0 0	1 0	1 1
José Oquendo, S (1, 5) OBP: 0.331, SLG: 0.331		1-1 F8			0-2 F7			1-1 1B 1B		3	0	1	0	0	0	0
Tom Pagnozzi, R (1, 3) (7, 2) OBP: 0.307, SLG: 0.329			2-1 2B		0-2 6-3			0-0 F3		3	0	1	0	0	0	1
Cris Carpenter, R (1, 1) OBP: 0.143, SLG: 0.143 Tom Lawless, R (5, PH) OBP: 0.160, SLG: 0.167 Bob Forsch, R (5, 1) Duane Walker, L (8, PH) OBP: 0.333, SLG: 0.231 John Costello, R (8, 1)			0-1 B1-4		0-3 K			3-3 K		1 1 0 1 0	0 0 0 0 0	0 0 0 0 0	0 0 0 0 0	0 1 0 1 0	0 0 0 1 0	1 0 0 1 0
Inning Stats	R: 0 H: 1 E: 0 LOB: 1 K: 2 BB: 0 S: 10 P: 15	R: 0 H: 0 E: 0 LOB: 0 K: 1 BB: 0 S: 9 P: 13	R: 0 H: 1 E: 0 LOB: 1 K: 0 BB: 0 S: 7 P: 12	R: 0 H: 1 E: 0 LOB: 1 K: 0 BB: 0 S: 6 P: 11	R: 0 H: 0 E: 0 LOB: 0 K: 1 BB: 0 S: 9 P: 9	R: 0 H: 0 E: 0 LOB: 0 K: 0 BB: 0 S: 6 P: 7	R: 0 H: 0 E: 0 LOB: 0 K: 1 BB: 0 S: 5 P: 8	R: 0 H: 2 E: 0 LOB: 2 K: 1 BB: 0 S: 12 P: 17	R: 0 H: 0 E: 0 LOB: 1 K: 0 BB: 1 S: 6 P: 10	1B: 4 SF: 0 2B: 1 SAC: 0 3B: 0 DP: 0 HR: 0 HBP: 0						

PITCHER		IP	WLS	BF	H	R	ER	SO	BB	IBB	HBP	BLK	WP	HR	S	P	ERA	WHIP
Pascual Perez, R ERA: 1.62	(1, 1)	8.0	W	29	5	0	0	6	0	0	0	0	0	0	64	92	0.00	0.625
Tim Burke, R ERA: 3.86	(9, 1)	1.0		4	0	0	0	0	1	0	0	0	0	0	6	10	0.00	1.000

PITCHER		IP	WLS	BF	H	R	ER	SO	BB	IBB	HBP	BLK	WP	HR	S	P	ERA	WHIP

TOP

St. Louis Cardinals @ Montreal Expos

Olympic Stadium, Montreal, QB

Tue Jun 21 1988, 7:05 PM EDT

Att. 16,260 - Dome - 70 F

livebaseballscorecards.com

AB	32
R	0
H	5
RBI	0
BB	1
SO	6
LOB	15

WP: 0 PA: 33
PB: 0
SB: 2
CS: 0

Batter	1	2	3	4	5	6	7	8	9	AB	R	H	RBI	BB	SO	LOB
Otis Nixon, S (1, 8) OBP: 0.400, SLG: 0.400	B B C X 2-1 E S E 1B		B B C C F X 2-2 ① F5		C C F X 0-2 G4-6-3 1B	S B X 1-1 E1 S 1-3 2-H		C F X 0-2 ③ 5-3		5	1	2	0	0	0	1
Tim Raines, S (1, 7) OBP: 0.378, SLG: 0.442	B 1 SAFE 1 SAFE 1 SAFE 1 SAFE 1 B B F 3-2 F X E6 3B 1-H		C X 0-1 ② 4-3		X 0-0 ①② G4-6-3 1-2f	C F B B X 2-2 ② 4-3 1-2 3-H				4	1	0	2	0	0	2
Andres Galarraga, R (1, 3) OBP: 0.371, SLG: 0.623	C B F B X 2-2 SF7 3B 2-H		B X 1-0 HR		X 0-0 1B 2B	S B F S 1-3 ③ K				4	2	3	2	0	1	1
Hubie Brooks, R (1, 9) OBP: 0.315, SLG: 0.409	C F S 0-3 ① K		C X 0-1 ③ 6-3		B F B X 2-1 BB 2-3 1B		B B F X 2-1 ① 6-3			4	0	1	0	0	1	1
Tim Wallach, R (1, 5) OBP: 0.300, SLG: 0.381	C B S X 1-2 ② SF7 3-H			B B F X 2-1 1-3 1B	F B B C B B 4-2 1-2 BB		X 0-0 ② F7			2	0	1	1	1	0	0
Nelson Santovenia, R (1, 2) OBP: 0.379, SLG: 0.456	F F B X 1-2 ③ F6			B 1 SAFE F 1 SAFE X 1-1 ① 1-3 1-2	C F B S 1-3 ③ K		C F B B F F B F F F 3-2 F X HR			4	1	1	1	0	1	4
Luis Rivera, R (1, 6) OBP: 0.257, SLG: 0.322		C B X 1-1 ① F2		B C B F X 2-2 ② F8		B X 1-0 E 2B	B X 1-0 ③ 5-3			4	1	1	0	0	0	1
Rex Hudler, R (1, 4)		X 0-0 ② F4		I I I I 4-0 IBB		B B F S X 2-2 ① F4		C F F B B F B X 3-2 ① F7		3	0	0	0	1	0	1
Pascual Perez, R (1, 1) Graig Nettles, L (8, PH) OBP: 0.222, SLG: 0.268 Tim Burke, R (9, 1)		X 0-0 ③ F4		C C B C 1-3 ③ K		F B B B C B 4-2 E 4-3 BB		B B X 2-0 ② 4-3		2 1 0	1 0 0	0 0 0	0 0 0	1 0 0	1 0 0	2 0 0
Inning Stats	R: 3 H: 2 E: 1 LOB: 0 K: 1 BB: 0 S: 17 P: 26	R: 0 H: 0 E: 0 LOB: 0 K: 0 BB: 0 S: 4 P: 5	R: 1 H: 1 E: 0 LOB: 0 K: 0 BB: 0 S: 9 P: 12	R: 0 H: 1 E: 0 LOB: 2 K: 1 BB: 1 S: 10 P: 20	R: 0 H: 3 E: 0 LOB: 3 K: 1 BB: 1 S: 13 P: 20	R: 2 H: 1 E: 1 LOB: 1 K: 1 BB: 1 S: 14 P: 25	R: 1 H: 1 E: 0 LOB: 0 K: 0 BB: 0 S: 12 P: 18	R: 0 H: 0 E: 0 LOB: 0 K: 0 BB: 0 S: 9 P: 14		1B: 4 SF: 1 2B: 2 SAC: 0 3B: 1 DP: 1 HR: 2 HBP: 0						

PITCHER		IP	WLS	BF	H	R	ER	SO	BB	IBB	HBP	BLK	WP	HR	S	P	ERA	WHIP
Cris Carpenter, R ERA: 4.72	(1, 1)	4.0	L	18	4	4	2	2	0	1	0	0	0	1	40	63	4.50	1.000
Bob Forsch, R ERA: 4.53	(5, 1)	3.0		16	5	3	1	2	2	0	0	0	0	1	39	63	3.00	2.333
John Costello, R ERA:	(8, 1)	1.0		3	0	0	0	0	0	0	0	0	0	0	9	14	0.00	0.000

PITCHER	IP	WLS	BF	H	R	ER	SO	BB	IBB	HBP	BLK	WP	HR	S	P	ERA	WHIP

BOTTOM

St. Louis Cardinals @ Montreal Expos

Olympic Stadium, Montreal, QB

Tue Jun 21 1988, 7:05 PM EDT

Att. 16,260 - Dome - 70 F

livebaseballscorecards.com

AB	33
R	7
H	9
RBI	6
BB	3
SO	4
LOB	13

WP: 0 PA: 37
PB: 0
SB: 2
CS: 0

Batter	1	2	3	4	5	6	7	8	9	AB	R	H	RBI	BB	SO	LOB
Vince Coleman, S (1, 7) OBP: 0.330, SLG: 0.399	B F B X 2-1 ① 6-3		X 0-0 ② FC4-6 CS 1-2f		C B F X 1-2 ③ F6			X 0-0 ② 5-3		4	0	0	0	0	0	1
Ozzie Smith, S (1, 6) OBP: 0.343, SLG: 0.333	B X 1-0 ② F4		P 1-0 ③ CS 1-2	B C C B S 2-3 ① K		X 0-0 ① 6-3		C F B X 1-2 ③ F7		4	0	0	0	0	1	0
Willie McGee, S (1, 8) OBP: 0.349, SLG: 0.391	C X 0-1 ③ 4-3			C F B X 1-2 ② F7		X 0-0 ② G3			F B C F F X 1-2 ① 6-3	4	0	0	0	0	0	0
Tom Brunansky, R (1, 9) OBP: 0.371, SLG: 0.420		C F C 0-3 ① K		F B B C F B X 3-2 S E 1B		C B C X 1-2 ③ F7			B C F X 1-2 4-3 1B	4	1	2	0	0	1	0
Tony Peña, R (1, 2) OBP: 0.304, SLG: 0.387		X 0-0 ② 5-3		B C B B F X 2-2 E3 S 3B 1-H			B B C C F F X 2-2 1B		X 0-0 ② 4-3 1-2	4	1	1	0	0	0	1
José Oquendo, S (1, 5) OBP: 0.335, SLG: 0.348		F X 0-1 S 1B		1 SAFE F B B B X 2-1 3B 1-H			B F 1 SAFE S B F F S 2-3 ① K		X 0-0 ③ 5-3	4	0	2	1	0	1	2
Tom Pagnozzi, R (1, 3) OBP: 0.295, SLG: 0.315		S 1 SAFE C P B X 2-2 ③ 5-3 1-2		S B B X 2-1 ③ 4-3			B 1 SAFE B C X 2-1 ② F7			3	0	0	0	0	0	3
Luis Alicea, S (1, 4) OBP: 0.278, SLG: 0.283			X 0-0 FC4-6 1B		B B C X 2-1 ① 4-3		X 0-0 ③ 1-3			3	0	1	0	0	0	1
Joe Magrane, R (1, 1) OBP: 0.250, SLG: 0.545 Scott Terry, R (6, 1) Tom Lawless, R (8, PH) OBP: 0.154, SLG: 0.160 Todd Worrell, R (8, 1)			1 SAFE L P 1 SAFE L P B 1 SAFE L 3-3 ① K		B X 1-0 ② 4-3			B X 1-0 ① F8		2 0 1 0	0 0 0 0	0 0 0 0	0 0 0 0	0 0 0 0	1 0 0 0	1 0 0 0
Inning Stats	R: 0 E: 0 K: 0 S: 5 H: 0 LOB: 0 BB: 0 P: 8	R: 0 E: 0 K: 1 S: 10 H: 1 LOB: 1 BB: 0 P: 11	R: 0 E: 0 K: 1 S: 8 H: 1 LOB: 0 BB: 0 P: 9	R: 2 E: 1 K: 1 S: 17 H: 2 LOB: 1 BB: 0 P: 29	R: 0 E: 0 K: 0 S: 6 H: 0 LOB: 0 BB: 0 P: 10	R: 0 E: 0 K: 0 S: 5 H: 0 LOB: 0 BB: 0 P: 6	R: 0 E: 0 K: 1 S: 13 H: 1 LOB: 1 BB: 0 P: 19	R: 0 E: 0 K: 0 S: 5 H: 0 LOB: 0 BB: 0 P: 7	R: 0 E: 0 K: 0 S: 10 H: 1 LOB: 1 BB: 0 P: 12	1B: 5 2B: 0 3B: 1 HR: 0	SF: 0 SAC: 0 DP: 0 HBP: 0						

TOP

St. Louis Cardinals @ Montreal Expos

Olympic Stadium, Montreal, QB

Wed Jun 22 1988, 7:05 PM EDT

Att. 13,072 - Dome - 70 F

livebaseballscorecards.com

AB	33
R	2
H	6
RBI	1
BB	0
SO	4
LOB	9

WP: 0 PB: 0 SB: 3 CS: 1 PA: 34

PITCHER		IP	WLS	BF	H	R	ER	SO	BB	IBB	HBP	BLK	WP	HR	S	P	ERA	WHIP
Bryn Smith, R ERA: 4.25	(1, 1)	6.0	W	22	4	2	0	3	0	0	0	0	0	0	51	73	0.00	0.667
Joe Hesketh, L ERA: 2.92	(7, 1)	3.0	S	11	2	0	0	1	0	0	0	0	0	0	28	38	0.00	0.667

PITCHER	IP	WLS	BF	H	R	ER	SO	BB	IBB	HBP	BLK	WP	HR	S	P	ERA	WHIP

BOTTOM

St. Louis Cardinals @ Montreal Expos

Olympic Stadium, Montreal, QB

Wed Jun 22 1988, 7:05 PM EDT

Att. 13,072 - Dome - 70 F

Batter	1	2	3	4	5	6	7	8	9	AB	R	H	RBI	BB	SO	LOB
Otis Nixon, S (1, 8) OBP: 0.333, SLG: 0.333	B X 1-0 B2 ①		B C X 1-1 F9 ③		X 0-0 B1-3 ②		C B B X 2-1 4-3 S 1B 1B			4	1	1	0	0	0	1
Tim Raines, S (1, 7) OBP: 0.373, SLG: 0.436	X 0-0 F8 ②			B C S X 1-2 5-3 ①	B X 1-0 1-3 ③		B C B B F F X 3-2 4-3 ① 1-3			4	0	0	0	0	0	1
Andres Galarraga, R (1, 3) OBP: 0.372, SLG: 0.621	C F B B X 2-2 6-3 ③			B C B F F X 2-2 BB 2B 1B		F B S B B F F S 3-3 K ①	B X 1-0 G4-6-3 3-H 1B			4	1	2	1	0	1	0
Hubie Brooks, R (1, 9) OBP: 0.317, SLG: 0.408		C X 0-1 6-3 ①		B F B B B F 1 SAFE B 4-2 2B 2B 1-2 BB		B B X 2-0 1B 1B 1B	C F B X 1-2 G4-6-3 ②③ 1-2f			3	2	1	0	1	0	1
Tim Wallach, R (1, 5) OBP: 0.302, SLG: 0.387		C B F S 1-3 K ②		B B S X 2-1 2B 1-3 2-H 2B		B C X 1-1 1B E 1-2 1B		B X 1-0 F4 ①		4	2	2	1	0	1	0
Nelson Santovenia, R (1, 2) OBP: 0.386, SLG: 0.475		B X 1-0 4-3 ③		S C X 0-2 1-3 2-H 3-H 2B		X 0-0 E 1-3 2-H 1B		S C B X 1-2 G3 ②		4	0	2	3	0	0	0
Luis Rivera, R (1, 6) OBP: 0.251, SLG: 0.314			X 0-0 F8 ①	B C F F X 1-2 1-3 ② 2-3		B X 1-0 FC1 1-3 3-H		S X 0-1 G3 ③		4	0	0	0	0	0	2
Rex Hudler, R (1, 4) OBP: 0.429, SLG: 0.200			C X 0-1 S 1B	B X 1-0 F6 ③		I I I I 4-0 G6-4-3 IBB				2	0	1	0	1	0	1
Bryn Smith, R (1, 1) OBP: 0.080, SLG: 0.042 Wallace Johnson, S (6, PH) OBP: 0.353, SLG: 0.375 Joe Hesketh, R (7, 1)			B S F C 1-3 K ② 1-2		B F X 1-1 6-3 ①	F B 1-1 G6-4-3 ②③ 1-2f				2 1 0	0 0 0	0 0 0	0 0 0	0 0 0	1 0 0	1 3 0
Inning Stats	R: 0 H: 0 E: 0 LOB: 0 K: 0 BB: 0 S: 5 P: 8	R: 0 H: 0 E: 0 LOB: 0 K: 1 BB: 0 S: 6 P: 8	R: 0 H: 1 E: 0 LOB: 1 K: 1 BB: 0 S: 8 P: 10	R: 3 H: 3 E: 0 LOB: 1 K: 0 BB: 1 S: 19 P: 30	R: 0 H: 0 E: 0 LOB: 0 K: 0 BB: 0 S: 4 P: 6	R: 2 H: 3 E: 1 LOB: 2 K: 1 BB: 1 S: 12 P: 24	R: 1 H: 2 E: 0 LOB: 0 K: 0 BB: 0 S: 10 P: 17	R: 0 H: 0 E: 0 LOB: 0 K: 0 BB: 0 S: 6 P: 8		1B: 7 SF: 0 2B: 2 SAC: 0 3B: 0 DP: 2 HR: 0 HBP: 0						

livebaseballscorecards.com

AB	32
R	6
H	9
RBI	5
BB	2
SO	3
LOB	10

WP: 0 PB: 0 SB: 2 CS: 0 PA: 34

PITCHER		IP	WLS	BF	H	R	ER	SO	BB	IBB	HBP	BLK	WP	HR	S	P	ERA	WHIP
Joe Magrane, L ERA: 3.47	(1, 1)	5.1	L	26	7	5	4	3	1	1	0	0	0	0	52	83	6.75	1.500
Scott Terry, R ERA: 3.98	(6, 1)	1.2		5	2	1	1	0	0	0	0	0	0	0	12	20	5.40	1.200
Todd Worrell, R ERA: 2.45	(8, 1)	1.0		3	0	0	0	0	0	0	0	0	0	0	6	8	0.00	0.000

PITCHER	IP	WLS	BF	H	R	ER	SO	BB	IBB	HBP	BLK	WP	HR	S	P	ERA	WHIP

Batter	1	2	3	4	5	6	7	8	9	AB	R	H	RBI	BB	SO	LOB
Barry Bonds, L (1, 7) OBP: 0.355, SLG: 0.526	C F S 0-3 ① K		S X 0-1 ② 1-4-3		B B X 2-0 ② G3		C B B X 2-1 ② F7		B B B B 4-0 G3 E BB	4	1	0	0	1	1	1
Jose Lind, R (1, 4) OBP: 0.298, SLG: 0.305	X 0-0 ② F9		B B X 2-0 1B 1B 1B		B B B C X 3-1 ③ 4-3		C 1 SAFE F B B F B S 3-3 ③ K		1 SAFE P S 1 SAFE C 1 SAFE 1 SAFE X 1-2 ② G3 1-H	5	1	1	0	0	1	1
Andy Van Slyke, L (1, 8) OBP: 0.348, SLG: 0.513	C C S 0-3 ③ K		P X 1-0 1B 1-3 1B			X 0-0 ① B1-3		S B B B C S 2-3 ① K	X 0-0 ③ F9	5	0	1	0	0	2	0
Bobby Bonilla, S (1, 5) OBP: 0.392, SLG: 0.564		S F B B B B 4-2 HR BB	B X 1-0 1-2 3-H 1B			B B B C F F B 4-2 1B BB		X 0-0 BB 2B 1B		2	2	2	1	2	0	0
Darnell Coles, R (1, 9) OBP: 0.317, SLG: 0.387		B X 1-0 ① F6	B C X 1-1 ③ F9			S F B B B F F B X 3-2 1-2 1B		1 SAFE B 1 SAFE 1 SAFE F B 1 SAFE B B 4-1 1-2 2B BB		3	1	1	0	1	0	3
Sid Bream, L (1, 3) OBP: 0.349, SLG: 0.518		B B B B F X 3-1 1-H HR	C B X 1-1 CS 1B			B X 1-0 ② L7		F X 0-1 F9 1-H 2-H 2B		4	1	3	4	0	0	2
Junior Ortiz, R (1, 2) OBP: 0.372, SLG: 0.440		B F X 1-1 ② G3	X 0-0 ① F9			B C C B B X 3-2 ③ 4-3		X 0-0 ② F9 2-3		4	0	0	0	0	0	4
Felix Fermin, R (1, 6) OBP: 0.317, SLG: 0.250 R.J. Reynolds, S (7, PH) OBP: 0.298, SLG: 0.365 Jeff Robinson, R (7, 1) OBP: 0.200, SLG: 0.111 Jim Gott, R (9, 1)		S F B F X 1-2 ③ F8		B F P C S 2-3 ② ③ K 1-2				B X 1-0 FC1-6 1B	X 0-0 ③ 6-3	2 1 1 0	0 0 0 0	0 1 0 0	0 0 0 0	0 0 0 0	1 0 0 0	1 0 1 0
Brian Fisher, R (1, 1) OBP: 0.160, SLG: 0.045 Michael LaValliere, L (7, PH) OBP: 0.360, SLG: 0.321 Rafael Belliard, R (7, PR) OBP: 0.331, SLG: 0.299 (7, 6)			C B S C 1-3 ① K		B F X 1-1 ① 5-3			1 SAFE X 0-0 ① FC1-6 1-2f	C F X 0-2 ① 6-3	2 1 1	0 0 0	0 0 0	0 0 0	0 0 0	1 0 0	0 1 0
Inning Stats	R: 0 H: 0 E: 0 LOB: 0 K: 2 BB: 0 S: 7 P: 7	R: 2 H: 1 E: 0 LOB: 0 K: 0 BB: 1 S: 11 P: 21	R: 1 H: 3 E: 0 LOB: 2 K: 1 BB: 0 S: 11 P: 16	R: 0 H: 1 E: 0 LOB: 0 K: 1 BB: 0 S: 7 P: 9	R: 0 H: 0 E: 0 LOB: 0 K: 0 BB: 0 S: 5 P: 11	R: 0 H: 1 E: 0 LOB: 2 K: 0 BB: 1 S: 13 P: 24	R: 0 H: 1 E: 0 LOB: 1 K: 1 BB: 0 S: 8 P: 14	R: 2 H: 2 E: 0 LOB: 1 K: 1 BB: 1 S: 9 P: 15	R: 1 H: 0 E: 1 LOB: 0 K: 0 BB: 1 S: 8 P: 12	1B: 7 SF: 0 2B: 1 SAC: 0 3B: 0 DP: 0 HR: 1 HBP: 0						

PITCHER		IP	WLS	BF	H	R	ER	SO	BB	IBB	HBP	BLK	WP	HR	S	P	ERA	WHIP
John Dopson, R ERA: 3.23	(1, 1)	6.0		26	7	3	3	4	2	0	0	0	0	1	55	90	4.50	1.500
Bob McClure, L ERA: 5.94	(7, 1)	1.0		3	0	0	0	1	0	0	0	0	0	0	7	12	0.00	0.000
Jeff Parrett, R ERA: 2.12	(8, 1)	2.0	L	10	2	3	2	1	2	0	0	0	0	0	17	27	9.00	2.000

PITCHER	IP	WLS	BF	H	R	ER	SO	BB	IBB	HBP	BLK	WP	HR	S	P	ERA	WHIP

TOP

Pittsburgh Pirates @ Montreal Expos

Olympic Stadium, Montreal, QB

Thu Jun 23 1988, 7:05 PM EDT

Att. 14,839 - Dome - 70 F

livebaseballscorecards.com

AB	35
R	6
H	9
RBI	5
BB	4
SO	6
LOB	14

PA: 39

WP: 0	PB: 0	SB: 0	CS: 1		

Batter	1	2	3	4	5	6	7	8	9	AB	R	H	RBI	BB	SO	LOB
Otis Nixon, S (1, 8) OBP: 0.308, SLG: 0.250	4-3		F5		F7		2-5 BB		K	3	0	0	0	1	0	2
Wallace Johnson, S (9, PH) OBP: 0.343, SLG: 0.364										1	0	0	0	0	1	1
Tim Raines, S (1, 7) OBP: 0.372, SLG: 0.433	G3		4-3		E 1-2 1B		2-5	4-3		4	0	1	0	0	0	1
Andres Galarraga, R (1, 3) OBP: 0.367, SLG: 0.612	F9			K	E4		F6	5-3		4	0	0	0	0	1	1
Hubie Brooks, R (1, 9) OBP: 0.316, SLG: 0.404		5-3		L9	F2			BB		3	0	0	0	1	0	2
Tim Wallach, R (1, 5) OBP: 0.305, SLG: 0.398		S BB		HR		F8		5-3		3	1	1	1	1	0	1
Nelson Santovenia, R (1, 2) OBP: 0.378, SLG: 0.462		K 1-2		F7		1-3			FC6-4 1B 4-3 1B	4	1	1	0	0	1	1
Tom Foley, L (1, 4) OBP: 0.273, SLG: 0.305		L8			1B 3B	F9			FC6-4 1-2 1B	4	1	2	0	0	0	1
Luis Rivera, R (1, 6) OBP: 0.257, SLG: 0.315			SH1-4 BB		E 1B 3-H 1B		F6		FC6-4 4-3 1-2f 2-3	3	1	1	1	1	0	2
John Dopson, L (1, 1) OBP: 0.167, SLG: 0.118			SH1-4 1-2		K		K		4-3 1-2 3-H	1	0	0	0	0	1	1
Bob McClure, R (7, 1)										0	0	0	0	0	0	0
Mitch Webster, S (7, PH) OBP: 0.365, SLG: 0.316										1	0	0	0	0	1	0
Jeff Parrett, R (8, 1)										0	0	0	0	0	0	0
Graig Nettles, L (9, PH) OBP: 0.217, SLG: 0.262										1	0	0	1	0	0	1
Inning Stats	R: 0 E: 0 K: 0 S: 7 H: 0 LOB: 0 BB: 0 P: 10	R: 0 E: 0 K: 1 S: 11 H: 0 LOB: 1 BB: 1 P: 21	R: 0 E: 0 K: 0 S: 4 H: 0 LOB: 1 BB: 1 P: 10	R: 1 E: 0 K: 1 S: 12 H: 1 LOB: 0 BB: 0 P: 15	R: 2 E: 1 K: 1 S: 15 H: 3 LOB: 2 BB: 0 P: 25	R: 0 E: 0 K: 0 S: 8 H: 0 LOB: 0 BB: 0 P: 13	R: 0 E: 0 K: 1 S: 5 H: 0 LOB: 1 BB: 1 P: 11	R: 0 E: 0 K: 0 S: 6 H: 0 LOB: 1 BB: 1 P: 11	R: 1 E: 0 K: 1 S: 10 H: 2 LOB: 1 BB: 0 P: 17	1B: 4 2B: 0 3B: 1 HR: 1	SF: 0 SAC: 1 DP: 0 HBP: 0					

PITCHER	IP	WLS	BF	H	R	ER	SO	BB	IBB	HBP	BLK	WP	HR	S	P	ERA	WHIP
Brian Fisher, R (1, 1) ERA: 5.03	6.0		25	4	3	2	3	2	0	0	0	0	1	57	94	3.00	1.000
Jeff Robinson, R (7, 1) ERA: 3.38	2.1	W	11	2	1	1	1	2	0	0	0	0	0	16	30	3.86	1.714
Jim Gott, R (9, 1) ERA: 2.67	0.2	S	2	0	0	0	1	0	0	0	0	0	0	5	9	0.00	0.000

PITCHER	IP	WLS	BF	H	R	ER	SO	BB	IBB	HBP	BLK	WP	HR	S	P	ERA	WHIP

BOTTOM

Pittsburgh Pirates @ Montreal Expos

Olympic Stadium, Montreal, QB

Thu Jun 23 1988, 7:05 PM EDT

Att. 14,839 - Dome - 70 F

livebaseballscorecards.com

AB	32
R	4
H	6
RBI	3
BB	4
SO	5
LOB	14

WP: 0 PB: 0 SB: 1 CS: 0 PA: 37

Batter	1	2	3	4	5	6	7	8	9	10	AB	R	H	RBI	BB	SO	LOB
Barry Bonds, L (1, 7) OBP: 0.359, SLG: 0.535	C B B X 2-1 F7 ①		C X 0-1 4-3 2B		X 0-0 4-3 ①		C F X 0-2 2B			F C B X 1-2 SH1-4 3B 1B	5	1	3	0	0	0	0
Jose Lind, R (1, 4) OBP: 0.294, SLG: 0.301	B B C X 2-1 F8 ②		2 SAFE L X 0-1 4-3 ① 2-3		B C X 1-1 F9 ②		X 0-0 L6 ③			X 0-0 SH1-4 ① 1-2	4	0	0	0	0	0	2
Andy Van Slyke, L (1, 8) OBP: 0.348, SLG: 0.522	S T F B F S 1-3 K ③		X 0-0 F7 ②		B C F B S 2-3 K ③			S X 0-1 E8 SF8 2B		F C X 0-2 SF7 3B 2-H	5	2	2	1	0	2	1
Bobby Bonilla, S (1, 5) OBP: 0.395, SLG: 0.565		B B X 2-0 F7 ①	B F F F X 2-2 L9 ③			C B B X 2-1 4-3 SF7 2B		B B F F B F B 4-2 CS BB		B F B B I 4-1 IBB	3	1	1	0	2	0	1
Darnell Coles, R (1, 9) OBP: 0.314, SLG: 0.390		B C C X 1-2 4-3 2B		C B B X 2-1 G3 ①		B F X 1-1 4-3 ① 2-3		3 SAFE F X 0-1 F4 ①		F X 0-1 SF7 ② 3-H	4	0	1	1	0	0	3
Sid Bream, L (1, 3) OBP: 0.346, SLG: 0.520		C X 0-1 4-3 ② 2-3		C X 0-1 1B 2B		X 0-0 SF7 ② 3-H		B C 1 SAFE X 1-1 SF8 ② 3-H		B B C C B S 3-3 K ③	3	1	1	2	0	1	2
Michael LaValliere, L (1, 2) OBP: 0.363, SLG: 0.317		C B B B B 4-1 HBP BB		C 2 SAFE B B B 2 SAFE B B B 4-1 B5-4 1B BB		F B X 1-1 4-3 ③		C B 1-1 CS ③ 1-2	C B X 1-1 F7 ①		2	0	0	0	2	0	0
Rafael Belliard, R (1, 6) OBP: 0.336, SLG: 0.300		H 1-0 1-2 HBP		F C B F F F B X 2-2 1-2 2-H 1B			X 0-0 B1-3 ①		C C B B F F F X 2-2 F8 ②		3	0	1	1	0	0	0
Bob Walk, R (1, 1) OBP: 0.114, SLG: 0.118 Jim Gott, R (9, 1) Barry Jones, R (10, 1)		X 0-0 4-3 ③		F B X 1-1 B5-4 ②③ 2-3f			C C B B F X 2-2 L4 ②		F F C 0-3 K ③		4 0 0	0 0 0	0 0 0	0 0 0	0 0 0	1 0 0	5 0 0
Inning Stats	R: 0 H: 0 E: 0 LOB: 0 K: 1 BB: 0 S: 8 P: 13	R: 0 H: 1 E: 0 LOB: 3 K: 0 BB: 1 S: 8 P: 16	R: 0 H: 1 E: 0 LOB: 1 K: 0 BB: 0 S: 8 P: 10	R: 1 H: 2 E: 0 LOB: 1 K: 0 BB: 1 S: 13 P: 22	R: 0 H: 0 E: 0 LOB: 0 K: 1 BB: 0 S: 6 P: 9	R: 1 H: 1 E: 0 LOB: 0 K: 0 BB: 0 S: 7 P: 11	R: 0 H: 1 E: 0 LOB: 1 K: 0 BB: 0 S: 9 P: 11	R: 1 H: 1 E: 1 LOB: 0 K: 0 BB: 1 S: 10 P: 16	R: 0 H: 0 E: 0 LOB: 0 K: 1 BB: 0 S: 11 P: 14	R: 2 H: 2 E: 0 LOB: 1 K: 1 BB: 1 S: 13 P: 21	1B: 2 SF: 3 2B: 7 SAC: 1 3B: 1 DP: 1 HR: 0 HBP: 1						

PITCHER		IP	WLS	BF	H	R	ER	SO	BB	IBB	HBP	BLK	WP	HR	S	P	ERA	WHIP
Dennis Martinez, R ERA: 2.86	(1, 1)	8.0		33	7	3	2	2	3	0	1	0	0	0	69	108	2.25	1.250
Joe Hesketh, L ERA: 2.81	(9, 1)	1.0		3	0	0	0	1	0	0	0	0	0	0	11	14	0.00	0.000
Bob McClure, L ERA: 6.88	(10, 1)	0.1	L	3	2	2	2	0	0	0	0	0	0	0	7	8	54.00	6.000
Jeff Parrett, R ERA: 2.09	(10, 1)	0.2		3	0	0	0	1	0	1	0	0	0	0	6	13	0.00	0.000

PITCHER	IP	WLS	BF	H	R	ER	SO	BB	IBB	HBP	BLK	WP	HR	S	P	ERA	WHIP

TOP

Pittsburgh Pirates @ Montreal Expos

Olympic Stadium, Montreal, QB

Fri Jun 24 1988, 7:05 PM EDT
Att. 15,781 - Dome - 70 F

livebaseballscorecards.com

AB	33
R	5
H	9
RBI	5
BB	4
SO	4
LOB	14

1B: 2	SF: 3	WP: 0	PA: 43
2B: 7	SAC: 1	PB: 0	
3B: 1	DP: 1	SB: 0	
HR: 0	HBP: 1	CS: 1	

Batter	1	2	3	4	5	6	7	8	9	10	AB	R	H	RBI	BB	SO	LOB
Otis Nixon, S (1, 8) OBP: 0.278, SLG: 0.188	X 0-0 4-3 ①		B C B F B F B 4-2 E S BB		B B B C X 3-1 F7 ③			B X 1-0 F6 ①		B B C S X 2-2 5-3 ①	4	0	0	0	1	0	2
Mitch Webster, S (1, 7) OBP: 0.358, SLG: 0.308	F B B F F F S 2-3 K ②		1 SAFE 1 SAFE 1 SAFE 1 SAFE 1 SAFE C X 0-1 F9 ③ 1-3			C B F S 1-3 K ①		F X 0-1 F8 ②		F F C 0-3 K ②	5	0	0	0	0	3	2
Andres Galarraga, R (1, 3) OBP: 0.365, SLG: 0.605	B C F B X 2-2 E4			X 0-0 5-3 ①		X 0-0 3-1 WP 1B		X 0-0 6-3 ③		C B B F B S 3-3 K ③	5	0	1	0	0	1	1
Hubie Brooks, R (1, 9) OBP: 0.319, SLG: 0.423	C X 0-1 1-3 ③			X 0-0 E9 3B		B X 1-0 3-1 ② 1-3			S B X 1-1 HR		4	2	2	1	0	0	2
Tim Wallach, R (1, 5) OBP: 0.304, SLG: 0.396		C F S 0-3 K ①		B F B F X 2-2 6-3 ②		B F B F F F B X 3-2 L1 ③			B C X 1-1 2B 1B		4	0	1	0	0	1	1
Rex Hudler, R (9, PR) OBP: 0.429, SLG: 0.200											0	1	0	0	0	0	0
(10, 4)																	
Nelson Santovenia, R (1, 2) OBP: 0.359, SLG: 0.435	B B B B C F X 3-2 6-3 ②			B X 1-0 5-3 ③				B X 1-0 F9 ①		L C S 0-3 K ①	4	0	0	0	0	1	1
Tom Foley, L (1, 4) OBP: 0.279, SLG: 0.317	B B B C F X 3-2 F8 ③				F F B B X 2-2 SH3 1B			B X 1-0 L4 ②		B B X 2-0 1-H 2B	4	0	2	1	0	0	0
(10, 6)																	
Luis Rivera, R (1, 6) OBP: 0.254, SLG: 0.311			B X 1-0 F9 ①		B 1 SAFE X 1-0 SH3 ① 1-2			C X 0-1 4-3 ③		S S S 0-3 K ②	2	0	0	0	0	0	0
Graig Nettles, L (9, PH) OBP: 0.213, SLG: 0.256											1	0	0	0	0	1	2
(10, 5)																	
Dennis Martinez, R (1, 1) OBP: 0.270, SLG: 0.278			C F X 0-2 4-3 ②		S X 0-1 5-3 ②			X 0-0 1B	F B B B S F S 3-3 K ③		2	0	0	0	0	0	1
Wallace Johnson, S (8, PH) OBP: 0.361, SLG: 0.382											1	0	1	0	0	0	0
Joe Hesketh, R (9, 1)											0	0	0	0	0	0	0
Dave Engle, R (9, PH) OBP: 0.342, SLG: 0.333											0	0	0	0	0	0	0
Jeff Reed, L (9, PH) OBP: 0.291, SLG: 0.281											1	0	0	0	0	1	2
Bob McClure, R (10, 1)											0	0	0	0	0	0	0
Jeff Parrett, R (10, 1)											0	0	0	0	0	0	0
Inning Stats	R: 0 H: 0 E: 1 LOB: 1 K: 1 BB: 0 S: 11 P: 15	R: 0 H: 0 E: 0 LOB: 0 K: 1 BB: 0 S: 9 P: 15	R: 0 H: 0 E: 0 LOB: 1 K: 0 BB: 1 S: 9 P: 14	R: 1 H: 1 E: 1 LOB: 0 K: 0 BB: 0 S: 6 P: 9	R: 0 H: 1 E: 0 LOB: 1 K: 0 BB: 0 S: 8 P: 14	R: 0 H: 1 E: 0 LOB: 1 K: 1 BB: 0 S: 9 P: 14	R: 0 H: 0 E: 0 LOB: 0 K: 0 BB: 0 S: 4 P: 6	R: 0 H: 1 E: 0 LOB: 1 K: 0 BB: 0 S: 5 P: 6	R: 2 H: 3 E: 0 LOB: 2 K: 3 BB: 0 S: 15 P: 22	R: 0 H: 0 E: 0 LOB: 0 K: 2 BB: 0 S: 9 P: 14	1B: 4 SF: 0 2B: 1 SAC: 1 3B: 1 DP: 0 HR: 1 HBP: 0						

PITCHER		IP	WLS	BF	H	R	ER	SO	BB	IBB	HBP	BLK	WP	HR	S	P	ERA	WHIP
Bob Walk, R	(1, 1)	8.0		31	5	2	2	3	1	0	0	0	1	1	63	96	2.25	0.750
ERA: 2.35																		
Jim Gott, R	(9, 1)	1.0	W	5	2	1	1	3	0	0	0	0	0	0	13	19	9.00	2.000
ERA: 2.86																		
Barry Jones, R	(10, 1)	1.0	S	3	0	0	0	2	0	0	0	0	0	0	9	14	0.00	0.000
ERA: 2.8																		

PITCHER	IP	WLS	BF	H	R	ER	SO	BB	IBB	HBP	BLK	WP	HR	S	P	ERA	WHIP

BOTTOM

Pittsburgh Pirates @ Montreal Expos

Olympic Stadium, Montreal, QB

Fri Jun 24 1988, 7:05 PM EDT

Att. 15,781 - Dome - 70 F

livebaseballscorecards.com

AB	37
R	3
H	7
RBI	2
BB	1
SO	8
LOB	14

WP: 1	PA: 39		
PB: 0			
SB: 1			
CS: 0			

Batter	1	2	3	4	5	6	7	8	9	AB	R	H	RBI	BB	SO	LOB
Barry Bonds, L (1, 7) OBP: 0.366, SLG: 0.545	C B F B F F B X 3-2 ① F8		X 0-0 E 2B	X 0-0 BB 1-2 1B		C B B B X 3-1 2B		C B B B C B 4-2 G4-6-3 1-2 2-3 3-H BB		4	1	3	1	1	0	0
Jose Lind, R (1, 4) OBP: 0.293, SLG: 0.297	C F B X 1-2 ② 1-3		B F B F X 2-2 FC1 3B 2-H	B F C F B F B B 4-2 1-2 2-3 BB		B B F S C 2-3 ③ K		B X 1-0 ②③ G4-6-3 1-2f		4	1	0	0	1	1	4
Andy Van Slyke, L (1, 8) OBP: 0.349, SLG: 0.525	B B F F B F B 4-2 BB		B X 1-0 2B 3-H 3B	S F F B B C 2-3 ② K			B X 1-0 ① 3-1		X 0-0 ① 4-3	4	1	1	1	1	1	3
Bobby Bonilla, S (1, 5) OBP: 0.392, SLG: 0.558	C P 1 SAFE B C 1 SAFE C 2-3 ③ K		B X 1-0 ① 6-3	B X 1-0 ③ 6-3			F C F X 0-2 ② G3		B X 1-0 G4-6-3 1B	5	0	1	0	0	1	5
Darnell Coles, R (1, 9) OBP: 0.311, SLG: 0.391		X 0-0 ① F3	P X 1-0 1B 3-H 2B		F C S 0-3 ① K		S X 0-1 ③ F8		F X 0-1 ②③ G4-6-3 1-2f	5	1	1	1	0	1	1
Sid Bream, L (1, 3) OBP: 0.344, SLG: 0.515		F C B C 1-3 ② K	X 0-0 CS 2-H 1B		C B B X 2-1 ② F6			B B C X 2-1 ① F3		4	0	1	1	0	1	0
Michael LaValliere, L (1, 2) OBP: 0.365, SLG: 0.317		B B C B B 4-1 BB BB	C B C B S 2-3 ②③ K 2-3		F S B F S 1-3 ③ K			B B F X 2-1 1B 1B BB 1B		3	1	1	0	1	2	1
Rafael Belliard, R (1, 6) OBP: 0.341, SLG: 0.301		B B B B C B 4-2 1-2 BB	B B X 2-0 ① 5-3		C F S 0-3 ① K			B C X 1-1 BB 1B 1-2 1B		3	0	1	0	1	1	0
John Smiley, L (1, 1) OBP: 0.176, SLG: 0.125		X 0-0 ③ F6	F C B B B F B 4-2 BB 1B BB		B C C B B C 2-3 ② K			X 0-0 BB 1-2 2-3 1B		3	0	1	0	1	1	2
Inning Stats	R: 0 E: 0 K: 1 S: 15 H: 0 LOB: 1 BB: 1 P: 24	R: 0 E: 0 K: 1 S: 8 H: 0 LOB: 2 BB: 2 P: 17	R: 4 E: 1 K: 1 S: 12 H: 4 LOB: 0 BB: 0 P: 18	R: 0 E: 0 K: 1 S: 14 H: 1 LOB: 3 BB: 2 P: 27	R: 0 E: 0 K: 2 S: 9 H: 0 LOB: 0 BB: 0 P: 12	R: 0 E: 0 K: 3 S: 11 H: 1 LOB: 1 BB: 0 P: 18	R: 0 E: 0 K: 0 S: 7 H: 0 LOB: 0 BB: 0 P: 8	R: 1 E: 0 K: 0 S: 10 H: 3 LOB: 2 BB: 1 P: 20	R: 0 E: 0 K: 0 S: 4 H: 1 LOB: 0 BB: 0 P: 5	1B: 6 2B: 3 3B: 1 HR: 0 SF: 0 SAC: 0 DP: 2 HBP: 0						

TOP

Pittsburgh Pirates @ Montreal Expos

Olympic Stadium, Montreal, QB

Sat Jun 25 1988, 7:05 PM EDT

Att. 17,777 - Dome - 70 F

livebaseballscorecards.com

AB	35
R	5
H	10
RBI	4
BB	6
SO	9
LOB	16

PITCHER		IP	WLS	BF	H	R	ER	SO	BB	IBB	HBP	BLK	WP	HR	S	P	ERA	WHIP
Brian Holman, R ERA: 8.1	(1, 1)	3.1	L	20	5	4	3	3	5	0	0	0	0	0	44	78	8.10	3.000
Neal Heaton, L ERA: 5.77	(4, 1)	2.2		9	1	0	0	6	0	0	0	0	0	0	25	38	0.00	0.375
Tim Burke, R ERA: 3.89	(7, 1)	2.0		9	3	1	1	0	1	0	0	0	0	0	17	28	4.50	2.000
Bob McClure, L ERA: 6.5	(9, 1)	1.0		3	1	0	0	0	0	0	0	0	0	0	4	5	0.00	1.000

PITCHER	IP	WLS	BF	H	R	ER	SO	BB	IBB	HBP	BLK	WP	HR	S	P	ERA	WHIP

Batter	1	2	3	4	5	6	7	8	9	AB	R	H	RBI	BB	SO	LOB
Otis Nixon, S (1, 8) OBP: 0.273, SLG: 0.200	B B C B C X 3-2 ① F9		X 0-0 ③ G3			B X 1-0 ② F9			B X 1-0 1B E 1B	4	1	1	0	0	0	0
Mitch Webster, S (1, 7) OBP: 0.356, SLG: 0.307	B B F C S 2-3 ② K			F F X 0-2 ① F3		B B F C F X 2-2 ③ 6-3			B S B X 2-1 FC6-4 1-2 1B	4	0	1	0	0	1	0
Andres Galarraga, R (1, 3) OBP: 0.360, SLG: 0.596	C C B S 1-3 ③ K			X 0-0 ② 6-3			B F S X 1-2 ① G3		X 0-0 ① F8	4	0	0	0	0	1	2
Hubie Brooks, R (1, 9) OBP: 0.315, SLG: 0.417		F X 0-1 E6 6-3		B S B F X 2-2 ③ 1-3			B B F X 2-1 ② 4-3		B C B X 2-1 ② FC6-4 1-2f 2-H	4	0	0	0	0	0	1
Tim Wallach, R (1, 5) OBP: 0.300, SLG: 0.390		1 SAFE B B B F B X 3-1 ① 6-3 1-2			B B X 2-0 ① F8		S B X 1-1 ③ F8		B F X 1-1 ③ F7	4	0	0	0	0	0	2
Nelson Santovenia, R (1, 2) OBP: 0.358, SLG: 0.444		X 0-0 ② F7			B B F C X 2-2 2B			C F F X 0-2 ① F9		3	0	1	0	0	0	1
Luis Rivera, R (1, 6) OBP: 0.250, SLG: 0.306	S B F S 1-3 ③ K				X 0-0 ② 5-3			F X 0-1 ② F3		3	0	0	0	0	1	2
Rex Hudler, R (1, 4) OBP: 0.400, SLG: 0.250			C F S 0-3 ① K		S X 0-1 ③ F6			L X 0-1 1B		3	0	1	0	0	1	1
Brian Holman, R (1, 1) Neal Heaton, L (4, 1) OBP: 0.167, SLG: 0.167 Wallace Johnson, S (6, PH) OBP: 0.351, SLG: 0.371 Tim Burke, R (7, 1) Dave Engle, R (8, PH) OBP: 0.333, SLG: 0.324 Bob McClure, R (9, 1)			B B C F F C 2-3 ② K			S T T B S 1-3 ① K		C B X 1-1 ③ F9		1 0 1 0 1 0	0 0 0 0 0 0	0 0 0 0 0 0	0 0 0 0 0 0	1 0 1 0 0 0	0 0 0 0 0 0	0 0 0 0 1 0
Inning Stats	R: 0 E: 0 K: 2 S: 9 H: 0 LOB: 0 BB: 0 P: 15	R: 0 E: 1 K: 1 S: 8 H: 0 LOB: 1 BB: 0 P: 12	R: 0 E: 0 K: 2 S: 8 H: 0 LOB: 0 BB: 0 P: 10	R: 0 E: 0 K: 0 S: 7 H: 0 LOB: 0 BB: 0 P: 9	R: 0 E: 0 K: 0 S: 7 H: 1 LOB: 1 BB: 0 P: 11	R: 0 E: 0 K: 1 S: 9 H: 0 LOB: 0 BB: 0 P: 13	R: 0 E: 0 K: 0 S: 7 H: 0 LOB: 0 BB: 0 P: 11	R: 0 E: 0 K: 0 S: 10 H: 1 LOB: 1 BB: 0 P: 11	R: 1 E: 1 K: 0 S: 8 H: 2 LOB: 1 BB: 0 P: 14	1B: 3 2B: 1 3B: 0 HR: 0		SF: 0 SAC: 0 DP: 0 HBP: 0				

PITCHER	IP	WLS	BF	H	R	ER	SO	BB	IBB	HBP	BLK	WP	HR	S	P	ERA	WHIP
John Smiley, L (1, 1) ERA: 2.87	9.0	W	32	4	1	0	6	0	0	0	0	0	0	73	106	0.00	0.444

PITCHER	IP	WLS	BF	H	R	ER	SO	BB	IBB	HBP	BLK	WP	HR	S	P	ERA	WHIP

BOTTOM

Pittsburgh Pirates @ Montreal Expos

Olympic Stadium, Montreal, QB

Sat Jun 25 1988, 7:05 PM EDT

Att. 17,777 - Dome - 70 F

livebaseballscorecards.com

AB	32
R	1
H	4
RBI	0
BB	0
SO	6
LOB	10

WP: 0 PA: 32
PB: 0
SB: 0
CS: 0

Batter	1	2	3	4	5	6	7	8	9	10	AB	R	H	RBI	BB	SO	LOB
Barry Bonds, L (1, 7) OBP: 0.367, SLG: 0.541	4-0 BLK BB		0-0 ② FC4-6 1B 1-2f		1-0 6-3 1B		2-1 ② F6		1-1 ③ F8		4	0	1	0	1	0	1
Jose Lind, R (1, 4) OBP: 0.294, SLG: 0.298	1-0 ① B1 1-2		0-1 1-2 1B		2-0 ① 6-3 1-2		1-1 FC4-6 1B			1-2 E6 1-3 SF8	5	1	2	0	0	0	2
Andy Van Slyke, L (1, 8) OBP: 0.344, SLG: 0.516	2-3 ② K		2-0 ③ F8		0-1 ② F8		0-1 ③ FC4-6 1-2f			2-2 ① 1-3 2-3	5	0	0	0	0	1	6
Bobby Bonilla, S (1, 5) OBP: 0.393, SLG: 0.552	0-2 ③ 3-1			0-0 ① F7	4-0 FC5-4 IBB			0-1 ① F9		4-0 SF8 BB 2B IBB	3	1	0	0	2	0	1
Mike Diaz, R (1, 9) OBP: 0.404, SLG: 0.283		1-0 ① 5-3		2-1 E 1B FC1-2 1B	0-2 ③ FC5-4 1-2f			0-1 ② F7		4-1 1-2 2B BB	4	1	1	0	1	0	2
Sid Bream, L (1, 3) OBP: 0.345, SLG: 0.515		0-0 ② 4-3		0-0 E9 FC1-2 1-3 1B		0-1 ① F3		1-1 1B		3-1 ② SF8 2-3 3-H	4	0	2	1	0	0	0
Michael LaValliere, L (1, 2) OBP: 0.366, SLG: 0.321		1-1 ③ F8		4-0 FC1-2 IBB		0-1 ② 5-3		C 1 SAFE F 2-2 ③ G3		1-2 1-H 3-H 2B	4	0	1	2	1	0	1
Rafael Belliard, R (1, 6) OBP: 0.333, SLG: 0.293 Darnell Coles, R (9, PH) OBP: 0.309, SLG: 0.388 Felix Fermin, R (9, 6) OBP: 0.333, SLG: 0.250			3-3 ① K	1-1 ② FC1-2 1-2 2-3 3-Hf		0-0 ③ 6-3			1-0 ① F5	4-0 IBB	3 1 0	0 0 0	0 0 0	0 0 0	1 0 1	3 0 0	0 0 0
Doug Drabek, R (1, 1) OBP: 0.154, SLG: 0.162 Randy Milligan, R (9, PH) OBP: 0.379, SLG: 0.390 Bob Kipper, R (9, 1) Jeff Robinson, R (9, 1) OBP: 0.182, SLG: 0.100			H 1-0 FC4-6 HBP	2-3 ③ K			0-0 ① F8		3-3 ② K	0-0 ③ F9	2 1 0 1	0 0 0 0	0 0 0 0	0 0 0 0	1 0 0 0	3 0 0 2	3 0 0 1
Inning Stats	R: 0 E: 0 K: 1 S: 8 / H: 0 LOB: 1 BB: 1 P: 15	R: 0 E: 0 K: 0 S: 4 / H: 0 LOB: 0 BB: 0 P: 6	R: 0 E: 0 K: 1 S: 7 / H: 1 LOB: 2 BB: 0 P: 13	R: 0 E: 1 K: 1 S: 9 / H: 2 LOB: 3 BB: 1 P: 18	R: 0 E: 0 K: 0 S: 8 / H: 1 LOB: 2 BB: 1 P: 14	R: 0 E: 0 K: 0 S: 5 / H: 0 LOB: 0 BB: 0 P: 5	R: 0 E: 0 K: 0 S: 7 / H: 1 LOB: 1 BB: 0 P: 10	R: 0 E: 0 K: 0 S: 9 / H: 1 LOB: 1 BB: 0 P: 12	R: 0 E: 0 K: 1 S: 7 / H: 0 LOB: 0 BB: 0 P: 12	R: 3 E: 1 K: 0 S: 13 / H: 1 LOB: 2 BB: 3 P: 32	1B: 6 2B: 1 3B: 0 HR: 0	SF: 1 SAC: 0 DP: 0 HBP: 1	WP: 0 PB: 0 SB: 0 CS: 0	PA: 45			

PITCHER		IP	WLS	BF	H	R	ER	SO	BB	IBB	HBP	BLK	WP	HR	S	P	ERA	WHIP
Pascual Perez, R ERA: 1.43	(1, 1)	8.0		34	6	0	0	3	1	2	1	1	0	0	57	93	0.00	0.875
Tim Burke, R ERA: 3.79	(9, 1)	1.0	L	4	0	1	1	1	0	0	0	0	0	0	10	16	9.00	0.000
Joe Hesketh, L ERA: 3.12	(10, 1)	0.1		2	0	0	0	0	0	1	0	0	0	0	3	9	0.00	0.000
Jeff Parrett, R ERA: 2.25	(10, 1)	0.2		5	1	2	1	0	1	1	0	0	0	0	7	19	13.50	3.000

PITCHER	IP	WLS	BF	H	R	ER	SO	BB	IBB	HBP	BLK	WP	HR	S	P	ERA	WHIP

TOP

Pittsburgh Pirates @ Montreal Expos

Olympic Stadium, Montreal, QB

Sun Jun 26 1988, 3:33 AM EDT

Att. 26,593 - Dome - 70 F

livebaseballscorecards.com

AB	37
R	3
H	7
RBI	3
BB	6
SO	4
LOB	21

Pittsburgh Pirates @ Montreal Expos

Olympic Stadium, Montreal, QB

Sun Jun 26 1988, 3:33 AM EDT

Att. 26,593 - Dome - 70 F

BOTTOM

livebaseballscorecards.com

Batter	1	2	3	4	5	6	7	8	9	10	AB	R	H	RBI	BB	SO	LOB
Otis Nixon, S (1, 8) OBP: 0.231, SLG: 0.167	B B B C S F X 3-2 F8 ①		F C 1 SAFE 1 SAFE X 0-2 FC6-4 1-2f ③			F X 0-1 B1-3 ①		B S B F X 2-2 6-3 ③			4	0	0	0	0	0	1
Tom Foley, L (1, 4) OBP: 0.272, SLG: 0.309	C X 0-1 F8 ②			B B X 2-0 F6 ①		F F B B F X 2-2 F7 ②			F F X 0-2 4-3 ①		4	0	0	0	0	0	0
Andres Galarraga, R (1, 3) OBP: 0.355, SLG: 0.588	S X 0-1 6-3 ③			C B S S 1-3 K BB		C F S 0-3 K			C B S F S 1-3 K ②		4	0	0	0	0	3	0
Hubie Brooks, R (1, 9) OBP: 0.311, SLG: 0.411 Jeff Parrett, R (10, 1)		C X 0-1 1-3 ①		1 SAFE X 0-0 L8 ②			B F F B F S 2-3 K ①		C C B S 1-3 K ③		4 0	0 0	0 0	0 0	0 0	2 0	1 0
Tim Wallach, R (1, 5) OBP: 0.303, SLG: 0.393		X 0-0 G1 ②		B B B S B 4-1 1-2 BB			F B B B S B F X 3-2 2B			C F B S 1-3 K ①	3	0	1	0	1	1	0
Mitch Webster, S (1, 7) OBP: 0.354, SLG: 0.311	B C M X 1-2 F9 ③			B F B C X 2-2 F3 ③			B C F B X 2-2 F6 ②			X 0-0 WP 2B	4	0	1	0	0	0	3
Luis Rivera, R (1, 6) OBP: 0.250, SLG: 0.305		S X 0-1 FC6-4 1B		B B B S B S X 3-2 F7 ①			C B X 1-1 F9 ③			F C S 0-3 K ②	4	0	1	0	0	1	2
Jeff Reed, L (1, 2) OBP: 0.287, SLG: 0.276 Wallace Johnson, S (8, PH) OBP: 0.342, SLG: 0.361 Nelson Santovenia, R (9, 2) OBP: 0.354, SLG: 0.438			1 SAFE 1 SAFE F F F F X 0-2 F7 ①	B X 1-0 F8 ②				X 0-0 F5 ①		B X 1-0 6-3 ③ 2-3	2 1 1	0 0 0	0 0 0	0 0 0	0 0 0	0 0 0	1 0 1
Pascual Perez, R (1, 1) Graig Nettles, L (8, PH) OBP: 0.208, SLG: 0.250 Tim Burke, R (9, 1) Joe Hesketh, R (10, 1) Rex Hudler, R (10, 9) OBP: 0.400, SLG: 0.250			M F M 0-3 K ②	C B F C 1-3 K ③				S S S 0-3 K ②			2 1 0 0 0	0 0 0 0 0	0 0 0 0 0	0 0 0 0 0	0 0 0 0 0	2 1 0 0 0	1 0 0 0 0
Inning Stats	R: 0 H: 0 E: 0 LOB: 0 K: 0 BB: 0 S: 8 P: 11	R: 0 H: 0 E: 0 LOB: 0 K: 0 BB: 0 S: 6 P: 7	R: 0 H: 1 E: 0 LOB: 1 K: 1 BB: 0 S: 12 P: 12	R: 0 H: 0 E: 0 LOB: 2 K: 1 BB: 1 S: 9 P: 18		R: 0 H: 0 E: 0 LOB: 0 K: 1 BB: 0 S: 9 P: 11	R: 0 H: 1 E: 0 LOB: 1 K: 1 BB: 0 S: 13 P: 21	R: 0 H: 0 E: 0 LOB: 0 K: 1 BB: 0 S: 7 P: 9	R: 0 H: 0 E: 0 LOB: 0 K: 2 BB: 0 S: 10 P: 12	R: 0 H: 1 E: 0 LOB: 1 K: 2 BB: 0 S: 8 P: 10	1B: 1 2B: 2 3B: 0 HR: 0	SF: 0 SAC: 0 DP: 0 HBP: 0				WP: 2 PB: 0 SB: 0 CS: 0	PA: 35	

	AB	34
	R	0
	H	3
	RBI	0
	BB	1
	SO	10
	LOB	10

PITCHER		IP	WLS	BF	H	R	ER	SO	BB	IBB	HBP	BLK	WP	HR	S	P	ERA	WHIP
Doug Drabek, R ERA: 4.23	(1, 1)	8.0		28	2	0	0	6	1	0	0	0	1	0	71	101	0.00	0.375
Bob Kipper, L ERA: 3.86	(9, 1)	0.1		1	0	0	0	0	0	0	0	0	0	0	3	3	0.00	0.000
Jeff Robinson, R ERA: 3.29	(9, 1)	1.2	W	6	1	0	0	4	0	0	0	0	1	0	15	19	0.00	0.600

PITCHER		IP	WLS	BF	H	R	ER	SO	BB	IBB	HBP	BLK	WP	HR	S	P	ERA	WHIP

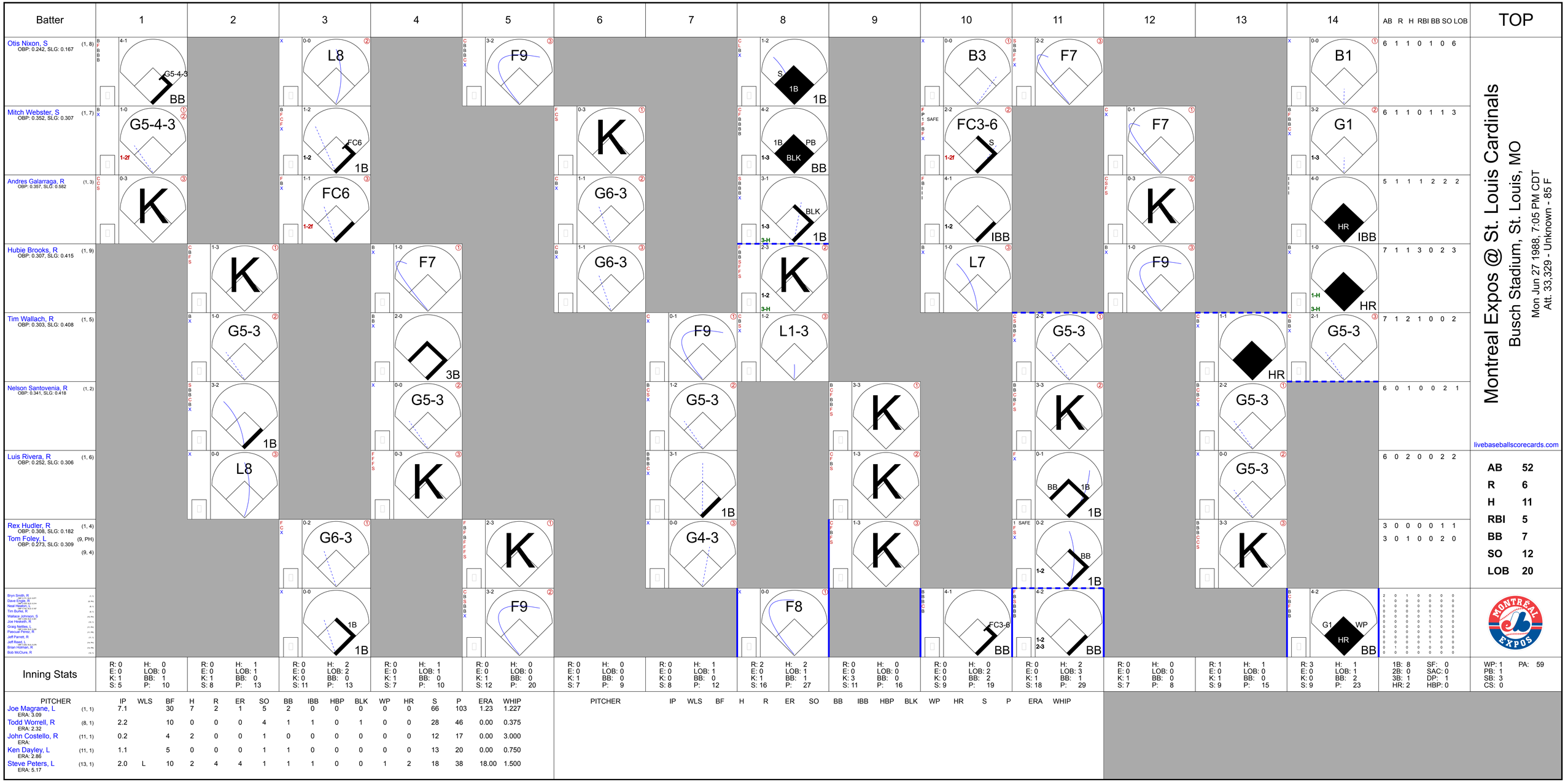
Batter
1
2
3
4
5
6
7
8
9
10
11
12
13
14
AB R H RBI BB SO LOB
TOP
Otis Nixon, S (1, 8) OBP: 0.242, SLG: 0.167
4-1 G5-4-3 BB
0-0 L8
3-2 F9
1-2 S 1B 1B
0-3 K
2-2 F7
0-1 F7
3-2 G1 1-3
6 1 1 0 1 0 6
Mitch Webster, S (1, 7) OBP: 0.352, SLG: 0.307
1-0 G5-4-3 1-2f
1-2 FC6 1-2 1B
4-2 1B PB 1-3 BLK BB
2-2 FC3-6 S 1-2f
0-1 F7
6 1 1 0 1 1 3
Andres Galarraga, R (1, 3) OBP: 0.357, SLG: 0.582
0-3 K
1-1 FC6 1-2f
3-1 BLK 1-3 1B 3-H
4-1 1-2 IBB
0-3 K
4-0 HR IBB
5 1 1 1 2 2 2
Hubie Brooks, R (1, 9) OBP: 0.307, SLG: 0.415
1-3 K
1-0 F7
2-3 K 1-2 3-H
1-0 L7
1-0 F9
1-0 1-H HR 3-H
7 1 1 3 0 2 3
Tim Wallach, R (1, 5) OBP: 0.303, SLG: 0.408
1-0 G5-3
2-0 3B
0-1 F9
1-2 L1-3
2-2 G5-3
1-1 HR
2-1 G5-3
7 1 2 1 0 0 2
Nelson Santovenia, R (1, 2) OBP: 0.341, SLG: 0.418
3-2 1B
0-0 G5-3
1-2 G5-3
3-3 K
3-3 K
2-2 G5-3
6 0 1 0 0 2 1
Luis Rivera, R (1, 6) OBP: 0.252, SLG: 0.306
0-0 L8
0-3 K
3-1 1B
1-3 K
0-1 BB 1B 1B
0-0 G5-3
6 0 2 0 0 2 2
Rex Hudler, R (1, 4) OBP: 0.308, SLG: 0.182
Tom Foley, L (9, PH) OBP: 0.273, SLG: 0.309 (9, 4)
0-2 G6-3
2-3 K
0-0 G4-3
1-3 K
1 SAFE 0-2 1-2 BB 1B
3-3 K
3 0 0 0 0 1 1
3 0 1 0 0 2 0
Bryn Smith, R (1, 7) ERA: 3.09
Dave Engle, 3B (1, 5) ERA: 10.13
Neal Heaton, L (1, 1) ERA: 5.97
Tim Burke, R (8, 1) ERA: 2.32
Wallace Johnson, S (11, 1) ERA:
Joe Hesketh, SP (11, 1) ERA: 2.86
Greg Nettles, L (11, 1) ERA: 5.17
Pascual Perez, R (13, 1) ERA:
Jeff Parrett, R (13, 1) ERA: 5.17
Jeff Reed, L (13, 1) ERA: 5.17
Brian Holman, R (13, 1) ERA:
Bob McClure, R (13, 1) ERA:
0-2 G6-3
0-0 1B 1B
3-2 F9
0-0 F8
4-1 FC3-6 BB
4-2 1-2 2-3 BB
4-2 G1 WP HR BB
2 0 1 0 0 0 0
1 0 0 0 0 0 0
0 0 0 0 0 0 0
0 0 0 0 0 0 0
0 0 0 0 1 0 0
0 0 0 0 0 0 0
0 0 0 0 0 0 0
0 0 0 0 0 0 0
0 0 0 0 1 0 0
0 0 0 0 0 0 0
Montreal Expos @ St. Louis Cardinals
Busch Stadium, St. Louis, MO
Mon Jun 27 1988, 7:05 PM CDT
Att. 33,329 - Unknown - 85 F
livebaseballscorecards.com
AB 52
R 6
H 11
RBI 5
BB 7
SO 12
LOB 20
Inning Stats
R: 0 E: 0 K: 1 S: 5 H: 0 LOB: 0 BB: 1 P: 10
R: 0 E: 0 K: 1 S: 8 H: 1 LOB: 1 BB: 0 P: 13
R: 0 E: 0 K: 0 S: 11 H: 2 LOB: 2 BB: 0 P: 13
R: 0 E: 0 K: 1 S: 7 H: 1 LOB: 1 BB: 0 P: 10
R: 0 E: 0 K: 1 S: 12 H: 0 LOB: 0 BB: 0 P: 20
R: 0 E: 0 K: 1 S: 7 H: 0 LOB: 0 BB: 0 P: 9
R: 0 E: 0 K: 0 S: 8 H: 1 LOB: 1 BB: 0 P: 12
R: 2 E: 0 K: 1 S: 16 H: 2 LOB: 1 BB: 1 P: 27
R: 0 E: 0 K: 3 S: 11 H: 0 LOB: 0 BB: 0 P: 16
R: 0 E: 0 K: 0 S: 9 H: 0 LOB: 0 BB: 2 P: 19
R: 0 E: 0 K: 1 S: 18 H: 2 LOB: 3 BB: 1 P: 29
R: 0 E: 0 K: 1 S: 7 H: 0 LOB: 0 BB: 0 P: 8
R: 1 E: 0 K: 1 S: 9 H: 1 LOB: 0 BB: 0 P: 15
R: 3 E: 0 K: 0 S: 9 H: 1 LOB: 1 BB: 2 P: 23
1B: 8 2B: 0 3B: 1 HR: 2
SF: 0 SAC: 0 DP: 1 HBP: 0
WP: 1 PB: 1 SB: 3 CS: 0
PA: 59
PITCHER IP WLS BF H R ER SO BB IBB HBP BLK WP HR S P ERA WHIP
Joe Magrane, L (1, 1) ERA: 3.09 7.1 30 7 2 1 5 2 0 0 0 0 0 66 103 1.23 1.227
Todd Worrell, R (8, 1) ERA: 2.32 2.2 10 0 0 0 4 1 1 0 1 0 0 28 46 0.00 0.375
John Costello, R (11, 1) ERA: 0.2 4 2 0 0 1 0 0 0 0 0 0 0 12 17 0.00 3.000
Ken Dayley, L (11, 1) ERA: 2.86 1.1 5 0 0 0 1 1 0 0 0 0 0 13 20 0.00 0.750
Steve Peters, L (13, 1) ERA: 5.17 2.0 L 10 2 4 4 1 1 1 0 0 1 2 18 38 18.00 1.500
PITCHER IP WLS BF H R ER SO BB IBB HBP BLK WP HR S P ERA WHIP

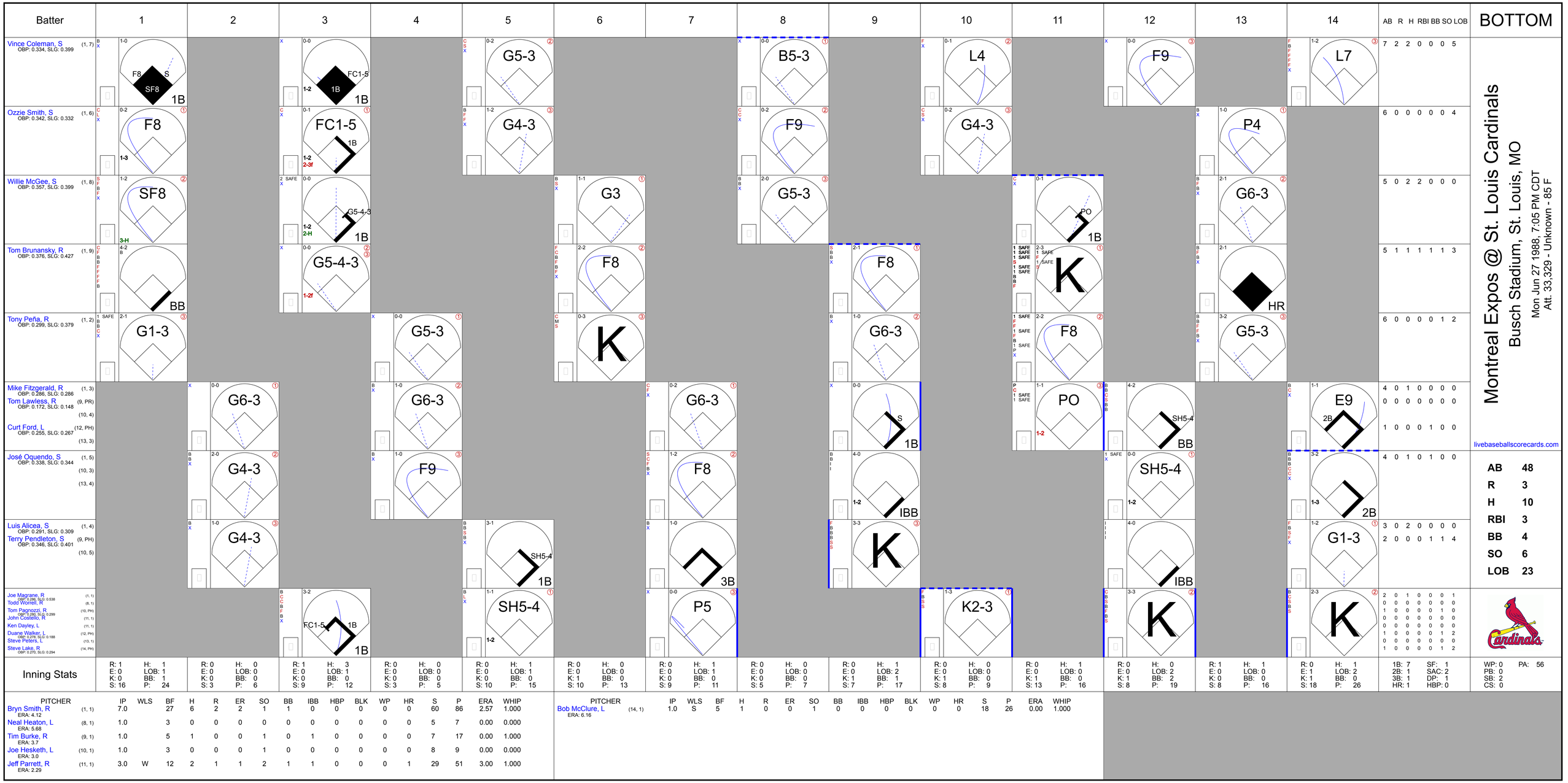
BOTTOM
Montreal Expos @ St. Louis Cardinals
Busch Stadium, St. Louis, MO
Mon Jun 27 1988, 7:05 PM CDT
Att. 33,329 - Unknown - 85 F
livebaseballscorecards.com
Batter
1
2
3
4
5
6
7
8
9
10
11
12
13
14
AB R H RBI BB SO LOB
Vince Coleman, S (1, 7) OBP: 0.334, SLG: 0.399
F8 S SF8 1B
1-0
0-0 FC1-5 1-2 1B 1B
0-2 G5-3
B5-3
0-1 L4
0-0 F9
1-2 L7
7 2 2 0 0 0 5
Ozzie Smith, S (1, 6) OBP: 0.342, SLG: 0.332
0-2 F8 1-3
0-1 FC1-5 1-2 2-3f 1B
1-2 G4-3
0-2 F9
0-2 G4-3
1-0 P4
2-1 G6-3
6 0 0 0 0 0 4
Willie McGee, S (1, 8) OBP: 0.357, SLG: 0.399
1-2 SF8 3-H
2 SAFE 0-0 G5-4-3 1-2 2-H 1B
1-1 G3
2-0 G5-3
0-1 PO 1B
2-1 G6-3
5 0 2 2 0 0 0
Tom Brunansky, R (1, 9) OBP: 0.376, SLG: 0.427
4-2 BB
0-0 G5-4-3 1-2f
2-2 F8
2-1 F8
2-3 1 SAFE F 1 SAFE K
2-1 HR
5 1 1 1 1 1 3
Tony Peña, R (1, 2) OBP: 0.299, SLG: 0.379
1 SAFE 2-1 G1-3
0-0 G5-3
0-3 K
1-0 G6-3
2-2 F8
3-2 G5-3
6 0 0 0 0 1 2
Mike Fitzgerald, R (1, 3) OBP: 0.286, SLG: 0.286
Tom Lawless, R (9, PR) OBP: 0.172, SLG: 0.148 (10, 4)
Curt Ford, L (12, PH) OBP: 0.255, SLG: 0.267 (13, 3)
0-0 G6-3
1-0 G6-3
0-2 G6-3
0-0 S 1B
1-1 PO 1-2
4-2 SH5-4 BB
1-1 E9 2B
4 0 1 0 0 0 0
0 0 0 0 0 0 0
1 0 0 0 1 0 0
José Oquendo, S (1, 5) OBP: 0.338, SLG: 0.344 (10, 3) (13, 4)
2-0 G4-3
1-0 F9
1-2 F8
4-0 IBB 1-2
1 SAFE 0-0 SH5-4 1-2
3-2 2B 1-3
4 0 1 0 1 0 0
Luis Alicea, S (1, 4) OBP: 0.291, SLG: 0.309
Terry Pendleton, S (9, PH) OBP: 0.346, SLG: 0.401 (10, 5)
1-0 G4-3
3-1 SH5-4 1B
1-0 3B
3-3 K
4-0 IBB
1-2 G1-3
3 0 2 0 0 0 0
2 0 0 0 1 1 4
Joe Magrane, R (1, 1) OBP: 0.286, SLG: 0.538
Todd Worrell, R (8, 1)
Tom Pagnozzi, R (10, PH) OBP: 0.286, SLG: 0.299
John Costello, R (11, 1)
Ken Dayley, L (11, 1)
Duane Walker, L (12, PH) OBP: 0.278, SLG: 0.188
Steve Peters, L (13, 1)
Steve Lake, R (14, PH) OBP: 0.270, SLG: 0.294
3-2 FC1-5 1B 1B
1-1 SH5-4 1-2
0-0 P5
1-3 K2-3
3-3 K
2-3 K
2 0 1 0 0 0 1
0 0 0 0 0 0 0
1 0 0 0 0 0 0
0 0 0 0 0 0 0
1 0 0 0 0 1 2
0 0 0 0 0 0 0
1 0 0 0 0 1 2
AB 48
R 3
H 10
RBI 3
BB 4
SO 6
LOB 23
Inning Stats
1: R: 1 E: 0 K: 0 S: 16 | H: 1 LOB: 1 BB: 1 P: 24
2: R: 0 E: 0 K: 0 S: 3 | H: 0 LOB: 0 BB: 0 P: 6
3: R: 1 E: 0 K: 0 S: 9 | H: 3 LOB: 1 BB: 0 P: 12
4: R: 0 E: 0 K: 0 S: 3 | H: 0 LOB: 0 BB: 0 P: 5
5: R: 0 E: 0 K: 0 S: 10 | H: 1 LOB: 1 BB: 0 P: 15
6: R: 0 E: 0 K: 1 S: 10 | H: 0 LOB: 0 BB: 0 P: 13
7: R: 0 E: 0 K: 0 S: 9 | H: 1 LOB: 1 BB: 0 P: 11
8: R: 0 E: 0 K: 0 S: 5 | H: 0 LOB: 0 BB: 0 P: 7
9: R: 0 E: 0 K: 1 S: 7 | H: 1 LOB: 2 BB: 1 P: 17
10: R: 0 E: 0 K: 1 S: 8 | H: 0 LOB: 0 BB: 0 P: 9
11: R: 0 E: 0 K: 1 S: 13 | H: 1 LOB: 0 BB: 0 P: 16
12: R: 0 E: 0 K: 1 S: 8 | H: 0 LOB: 2 BB: 2 P: 19
13: R: 1 E: 0 K: 0 S: 8 | H: 1 LOB: 0 BB: 0 P: 16
14: R: 0 E: 1 K: 1 S: 18 | H: 1 LOB: 2 BB: 0 P: 26
1B: 7 2B: 1 3B: 1 HR: 1
SF: 1 SAC: 2 DP: 1 HBP: 0
WP: 0 PB: 0 SB: 2 CS: 0
PA: 56
PITCHER IP WLS BF H R ER SO BB IBB HBP BLK WP HR S P ERA WHIP
Bryn Smith, R (1, 1) ERA: 4.12 7.0 27 6 2 2 1 1 0 0 0 0 0 60 86 2.57 1.000
Neal Heaton, L (8, 1) ERA: 5.68 1.0 3 0 0 0 0 0 0 0 0 0 0 5 7 0.00 0.000
Tim Burke, R (9, 1) ERA: 3.7 1.0 5 1 0 0 1 0 1 0 0 0 0 7 17 0.00 1.000
Joe Hesketh, L (10, 1) ERA: 3.0 1.0 3 0 0 0 1 0 0 0 0 0 0 8 9 0.00 0.000
Jeff Parrett, R (11, 1) ERA: 2.29 3.0 W 12 2 1 1 2 1 1 0 0 0 1 29 51 3.00 1.000
PITCHER IP WLS BF H R ER SO BB IBB HBP BLK WP HR S P ERA WHIP
Bob McClure, L (14, 1) ERA: 6.16 1.0 S 5 1 0 0 1 0 0 0 0 0 0 0 18 26 0.00 1.000

Batter	1	2	3	4	5	6	7	8	9	AB	R	H	RBI	BB	SO	LOB
Otis Nixon, S (1, 8) OBP: 0.316, SLG: 0.235 Herm Winningham, L (9, 8) OBP: 0.349, SLG: 0.307	1-3		S 1B		G6-4-3 1B 2-H			CS 1B	FC4 BB 1-2 2-3	4 0	0 0	3 0	1 0	1 0	0 0	0 0
Mitch Webster, S (1, 7) OBP: 0.350, SLG: 0.304	F3	1 SAFE 1 SAFE 1 SAFE 1 SAFE 1 SAFE 1-2	F6		G6-4-3 1-2f			1 SAFE 2-1 1-2 HR 1B	0-1 1-2f FC4	5	1	1	0	0	0	5
Andres Galarraga, R (1, 3) OBP: 0.362, SLG: 0.597	1-1 1B			0-1 1B 2B		3-3 S K		1 SAFE 1 SAFE 1 SAFE 1 SAFE 1 SAFE 0-0 1-H HR		4	2	3	2	0	1	0
Hubie Brooks, R (1, 9) OBP: 0.303, SLG: 0.409	1 SAFE 0-2 G3			0-0 F4		3-2 P8		0-0 F9		4	0	0	0	0	0	2
Tim Wallach, R (1, 5) OBP: 0.305, SLG: 0.409		0-0 G6-4-3 1B		3-2 L8		1-0 1B		2-2 6-3		4	0	2	0	0	0	1
Nelson Santovenia, R (1, 2) OBP: 0.337, SLG: 0.410		1 SAFE 1-0 F8		2-1 2-H 1B		2-2 F8			1-3 K	4	0	1	1	0	1	2
Luis Rivera, R (1, 6) OBP: 0.248, SLG: 0.299		0-1 G6-4-3 1-2f		2-2 P8			1-0 G3		1-1 4-3	4	0	0	0	0	0	2
Rex Hudler, R (1, 4) OBP: 0.412, SLG: 0.286			4-2 G5-6-3 BB		0-0 S SH2-4 1B 1B		0-2 F7		1-2 WP S 1B	3	1	2	0	1	0	0
John Dopson, L (1, 1) OBP: 0.158, SLG: 0.111 Dave Engle, R (7, PH) OBP: 0.317, SLG: 0.306 Neal Heaton, L (7, 1) OBP: 0.167, SLG: 0.167 Tom Foley, L (9, PH) OBP: 0.273, SLG: 0.309 Wallace Johnson, S (9, PH) OBP: 0.375, SLG: 0.361 Joe Hesketh, R (9, 1) Tim Burke, R (9, 1)			0-0 G5-6-3 1-2f		1 SAFE 0-0 SH2-4 1-2		1-0 F9		1 SAFE 4-2 WP 1-2 BB	1 1 0 0 0 0	0 0 0 0 0 0	0 0 0 0 1 0	0 0 0 0 0 0	0 0 0 0 0 0	0 0 0 0 0 0	1 0 0 0 0 0

TOP

Montreal Expos @ St. Louis Cardinals

Busch Stadium, St. Louis, MO

Tue Jun 28 1988, 7:05 PM CDT

Att. 36,113 - Unknown - 92 F

livebaseballscorecards.com

AB	34
R	4
H	12
RBI	4
BB	3
SO	2
LOB	13

Inning Stats	1	2	3	4	5	6	7	8	9	1B	SF	WP	PA
R	0	0	0	1	1	0	0	2	0	10	0	1	38
E	0	0	0	0	0	0	0	0	0	1	1	0	
K	0	0	0	0	0	1	0	0	1	0	1	3	
S	9	4	9	11	5	14	6	8	13	3B 0	DP 3	SB 3	
H	1	1	1	2	2	1	0	3	1	HR 1	HBP 0	CS 1	
LOB	1	0	1	1	0	1	0	0	3				
BB	0	0	1	0	0	0	0	0	2				
P	12	5	17	18	6	23	8	13	24				

PITCHER		IP	WLS	BF	H	R	ER	SO	BB	IBB	HBP	BLK	WP	HR	S	P	ERA	WHIP
John Tudor, L	(1, 1)	8.0		32	11	4	4	1	1	0	0	0	0	1	66	102	4.50	1.500
ERA: 1.38																		
John Costello, R	(9, 1)	0.2		3	1	0	0	1	0	0	0	0	0	0	8	11	0.00	1.500
ERA:																		
Ken Dayley, L	(9, 1)	0.1	W	3	0	0	0	0	2	0	0	0	1	0	5	13	0.00	6.000
ERA: 2.82																		

PITCHER	IP	WLS	BF	H	R	ER	SO	BB	IBB	HBP	BLK	WP	HR	S	P	ERA	WHIP

Montreal Expos @ St. Louis Cardinals

Busch Stadium, St. Louis, MO

Tue Jun 28 1988, 7:05 PM CDT

Att. 36,113 - Unknown - 92 F

BOTTOM

livebaseballscorecards.com

Batter	1	2	3	4	5	6	7	8	9	AB	R	H	RBI	BB	SO	LOB
Vince Coleman, S (1, 7) OBP: 0.335, SLG: 0.397	L8	K			4-3 BB	4-3			1B	4	1	1	0	1	1	3
Ozzie Smith, S (1, 6) OBP: 0.343, SLG: 0.331	3-1		6-3		4-3 BB		F7		E 1B	4	1	1	0	1	0	0
Willie McGee, S (1, 8) OBP: 0.360, SLG: 0.402	S 1B		4-3		4-3		BLK 1B		S E 1B	5	2	3	1	0	0	1
Tom Brunansky, R (1, 9) OBP: 0.376, SLG: 0.423	1B BB		S HBP		K		F9		E5	3	0	0	0	1	1	2
Tony Peña, R (1, 2) OBP: 0.298, SLG: 0.377	1B		6-3			K	K			4	0	1	1	0	2	2
Mike Fitzgerald, R (1, 3) OBP: 0.280, SLG: 0.320	F9			K		1B SH5-3 2B		F3		4	1	1	0	0	1	2
José Oquendo, S (1, 5) OBP: 0.346, SLG: 0.353		4-3 1B		6-3		1B SH5-3 1B		6-3 1B		4	0	3	0	0	0	0
Luis Alicea, S (1, 4) OBP: 0.287, SLG: 0.305		4-3		G3		SH5-3		6-3		3	0	0	1	0	0	2
John Tudor, L (1, 1) OBP: 0.194, SLG: 0.107		5-3			K	1B		F7		3	0	1	0	0	1	1
Terry Pendleton, S (8, PH) OBP: 0.344, SLG: 0.399										1	0	0	0	0	0	1
John Costello, R (9, 1)										0	0	0	0	0	0	0
Ken Dayley, L (9, 1)										0	0	0	0	0	0	0

	AB	35
	R	5
	H	11
	RBI	3
	BB	3
	SO	6
	LOB	14

Inning Stats	1	2	3	4	5	6	7	8	9
	R: 1 E: 0 K: 0 S: 14	H: 2 LOB: 2 BB: 1 P: 24	R: 0 E: 0 K: 1 S: 8	H: 1 LOB: 1 BB: 0 P: 11	R: 0 E: 0 K: 0 S: 8	H: 0 LOB: 1 BB: 0 P: 15	R: 0 E: 0 K: 1 S: 6	H: 0 LOB: 0 BB: 0 P: 10	R: 1 E: 1 K: 2 S: 19	H: 0 LOB: 1 BB: 2 P: 27
	R: 1 E: 0 K: 1 S: 15	H: 3 LOB: 2 BB: 0 P: 20	R: 0 E: 0 K: 1 S: 12	H: 1 LOB: 1 BB: 0 P: 18	R: 0 E: 0 K: 0 S: 10	H: 1 LOB: 1 BB: 0 P: 12	R: 2 E: 1 K: 0 S: 8	H: 3 LOB: 1 BB: 0 P: 13		

	1B: 10	SF: 0
	2B: 1	SAC: 1
	3B: 0	DP: 0
	HR: 0	HBP: 1

	WP: 0	PA: 40
	PB: 0	
	SB: 6	
	CS: 0	

PITCHER		IP	WLS	BF	H	R	ER	SO	BB	IBB	HBP	BLK	WP	HR	S	P	ERA	WHIP
John Dopson, R ERA: 3.21	(1, 1)	6.0		28	6	3	2	5	3	0	1	0	0	0	70	107	3.00	1.500
Neal Heaton, L ERA: 5.51	(7, 1)	2.0		8	2	0	0	1	0	0	0	1	0	0	22	30	0.00	1.000
Joe Hesketh, L ERA: 2.96	(9, 1)	0.1	L	3	3	2	0	0	0	0	0	0	0	0	5	7	0.00	9.000
Tim Burke, R ERA: 3.7	(9, 1)	0.0		1	0	0	0	0	0	0	0	0	0	0	3	6	∞	∞

PITCHER	IP	WLS	BF	H	R	ER	SO	BB	IBB	HBP	BLK	WP	HR	S	P	ERA	WHIP

Batter	1	2	3	4	5	6	7	8	9	10	AB	R	H	RBI	BB	SO	LOB
Otis Nixon, S (1, 7) OBP: 0.302, SLG: 0.282	E3 S 1B		K		3-1		4-3			SF7 3B	5	2	1	0	0	1	0
Herm Winningham, L (1, 8) OBP: 0.341, SLG: 0.304	1 SAFE CS 1B		5-3		4-3			K		SF7	4	0	1	2	0	1	0
Andres Galarraga, R (1, 3) OBP: 0.359, SLG: 0.591	1-3 1B			L8		L9		K		K	5	0	1	0	0	2	0
Hubie Brooks, R (1, 9) OBP: 0.305, SLG: 0.407	1-3			6-3		BB		1B		G3	4	0	1	0	1	0	1
Tim Wallach, R (1, 5) OBP: 0.304, SLG: 0.407	F8			E5 2B		F9		1-3 1B			4	1	1	0	0	0	2
Nelson Santovenia, R (1, 2) OBP: 0.344, SLG: 0.425		6-3		1-H 2B		1-2 1B		K			4	0	2	1	0	1	2
Tom Foley, L (1, 4) OBP: 0.273, SLG: 0.303		4-3		IBB		6-3				L7	3	0	0	0	1	0	2
Luis Rivera, R (1, 6) OBP: 0.243, SLG: 0.294		4-3		F9			L9			F5	4	0	0	0	0	0	2
Dennis Martinez, R (1, 1) OBP: 0.250, SLG: 0.256			K		K		4-3			F8	3	0	0	0	0	2	0
Graig Nettles, L (9, PH) OBP: 0.220, SLG: 0.244											1	0	0	0	0	0	0
Jeff Parrett, R (9, 1)											0	0	0	0	0	0	0
Inning Stats	R: 1 E: 1 K: 0 S: 15 H: 2 LOB: 1 BB: 0 P: 23	R: 0 E: 0 K: 0 S: 5 H: 0 LOB: 0 BB: 0 P: 7	R: 0 E: 0 K: 2 S: 10 H: 0 LOB: 0 BB: 0 P: 15	R: 1 E: 1 K: 0 S: 15 H: 1 LOB: 2 BB: 1 P: 28	R: 0 E: 0 K: 1 S: 9 H: 0 LOB: 0 BB: 0 P: 11	R: 0 E: 0 K: 0 S: 10 H: 1 LOB: 2 BB: 1 P: 15	R: 0 E: 0 K: 0 S: 6 H: 0 LOB: 0 BB: 0 P: 7	R: 0 E: 0 K: 3 S: 11 H: 2 LOB: 2 BB: 0 P: 11	R: 0 E: 0 K: 0 S: 10 H: 0 LOB: 0 BB: 0 P: 14	R: 1 E: 0 K: 1 S: 10 H: 1 LOB: 0 BB: 0 P: 16	1B: 5 2B: 1 3B: 1 HR: 0	SF: 1 SAC: 0 DP: 0 HBP: 0					

PITCHER	IP	WLS	BF	H	R	ER	SO	BB	IBB	HBP	BLK	WP	HR	S	P	ERA	WHIP
Danny Cox, R (1, 1) ERA: 4.08	5.0		20	3	2	0	3	0	1	0	0	0	0	54	84	0.00	0.600
Bob Forsch, R (6, 1) ERA: 4.09	2.0		8	1	0	0	0	1	0	0	0	0	0	16	22	0.00	1.000
Todd Worrell, R (8, 1) ERA: 2.36	3.0	L	12	3	1	1	4	0	0	0	0	0	0	31	41	3.00	1.000

PITCHER	IP	WLS	BF	H	R	ER	SO	BB	IBB	HBP	BLK	WP	HR	S	P	ERA	WHIP

TOP

Montreal Expos @ St. Louis Cardinals

Busch Stadium, St. Louis, MO

Wed Jun 29 1988, 7:05 PM CDT
Att. 37,921 - Unknown - 75 F

livebaseballscorecards.com

AB	37
R	3
H	7
RBI	3
BB	2
SO	7
LOB	9

WP: 0 PA: 40
PB: 0
SB: 1
CS: 1

Batter	1	2	3	4	5	6	7	8	9	10	AB	R	H	RBI	BB	SO	LOB
Vince Coleman, S (1, 7) OBP: 0.333, SLG: 0.392	C B S X 1-2 5-3 ①		B X 1-0 G3 ③			X 0-0 F7 ②		B B C C X 2-2 6-3 ①		P B B B 4-0 S 1-2 BB ②	4	0	0	0	1	0	3
José Oquendo, S (1, 6) OBP: 0.343, SLG: 0.349	F B C B X 2-2 1-3 ②			B X 1-0 F7 ①		B X 1-0 E 1-2 1B		X 0-0 L8 ②		1 SAFE B F X 1-1 F7 ③ 1-2	5	1	1	0	0	0	1
Willie McGee, S (1, 8) OBP: 0.356, SLG: 0.397	F B B X 2-1 3-1 ③			X 0-0 F5 ②		C S B F B X 2-2 E1 1-H 2-H		X 0-0 5-3 ③			4	0	0	0	0	0	0
Tom Brunansky, R (1, 9) OBP: 0.378, SLG: 0.420		C C X 0-2 L8 ①		C B B B X 3-1 5-3 ③		B B B S C B 4-2 BB			C B B B F B 4-2 F8 SH2-3 BB		2	0	0	0	2	0	0
Terry Pendleton, S (1, 5) OBP: 0.337, SLG: 0.390		F X 0-1 F3 ②			X 0-0 G3 ①	F B S X 1-2 F8 ③			X 0-0 SH2-3 ① 1-2		3	0	0	0	0	0	2
Tom Lawless, R (10, 5) OBP: 0.172, SLG: 0.148											0	0	0	0	0	0	0
Tony Peña, R (1, 2) OBP: 0.294, SLG: 0.371		X 0-0 L7 ③			B F X 1-1 F9 ②	F B F B B C 3-3 K ①			F X 0-1 F8 ② 2-3		4	0	0	0	0	1	1
Mike Fitzgerald, R (1, 3) OBP: 0.308, SLG: 0.320			B C H 2-1 F8 S HBP		C C X 0-2 4-3 ③		X 0-0 4-3 ②		C F S 0-3 K ③		0	0	0	0	0	0	0
Curt Ford, L (3, PR) OBP: 0.241, SLG: 0.250											3	0	0	0	0	1	1
(4, 3)																	
Luis Alicea, S (1, 4) OBP: 0.287, SLG: 0.304			F 1 SAFE B B B X 3-1 F8 1-3 ①			X 0-0 G3 ①	B C S B X 2-2 1B			C B B B C X 2-2 3-1 ①	4	0	1	0	0	0	1
Danny Cox, R (1, 1) OBP: 0.077, SLG: 0.077			P B L X 2-1 1-3 ②			C S B X 1-2 1B E 1B	B 1 SAFE 1 SAFE 1 SAFE X 1-0 L7 ③			B B C B B 4-1 CS BB ①	1	0	0	0	0	0	2
Bob Forsch, R (6, 1) OBP: 0.250, SLG: 0.250											1	1	1	0	0	0	0
Duane Walker, L (7, PH) OBP: 0.263, SLG: 0.176											1	0	0	0	0	0	1
Todd Worrell, R (8, 1)											0	0	0	0	0	0	0
Ozzie Smith, S (10, PH) OBP: 0.345, SLG: 0.331											0	0	0	0	1	0	0
Inning Stats	R: 0 E: 0 K: 0 S: 8 H: 0 LOB: 0 BB: 0 P: 13	R: 0 E: 0 K: 0 S: 6 H: 0 LOB: 0 BB: 0 P: 6	R: 0 E: 0 K: 0 S: 7 H: 0 LOB: 2 BB: 0 P: 14	R: 0 E: 0 K: 0 S: 4 H: 0 LOB: 0 BB: 0 P: 8	R: 0 E: 0 K: 0 S: 6 H: 0 LOB: 0 BB: 0 P: 7	R: 2 E: 1 K: 0 S: 15 H: 2 LOB: 2 BB: 1 P: 24	R: 0 E: 0 K: 1 S: 8 H: 1 LOB: 1 BB: 0 P: 14	R: 0 E: 0 K: 0 S: 5 H: 0 LOB: 0 BB: 0 P: 7	R: 0 E: 0 K: 1 S: 8 H: 0 LOB: 1 BB: 1 P: 12	R: 0 E: 0 K: 0 S: 7 H: 0 LOB: 1 BB: 2 P: 17	1B: 3 2B: 0 3B: 0 HR: 0	SF: 0 SAC: 1 DP: 0 HBP: 1					

PITCHER	IP	WLS	BF	H	R	ER	SO	BB	IBB	HBP	BLK	WP	HR	S	P	ERA	WHIP
Dennis Martinez, R (1, 1) ERA: 2.67	8.0		30	3	2	0	1	1	0	1	0	0	0	59	93	0.00	0.500
Jeff Parrett, R (9, 1) ERA: 2.21	2.0	W	8	0	0	0	1	3	0	0	0	0	0	15	29	0.00	1.500

PITCHER	IP	WLS	BF	H	R	ER	SO	BB	IBB	HBP	BLK	WP	HR	S	P	ERA	WHIP

BOTTOM

Montreal Expos @ St. Louis Cardinals

Busch Stadium, St. Louis, MO

Wed Jun 29 1988, 7:05 PM CDT
Att. 37,921 - Unknown - 75 F

livebaseballscorecards.com

AB	32
R	2
H	3
RBI	0
BB	4
SO	2
LOB	12

WP: 0 PA: 38
PB: 0
SB: 2
CS: 1

Batter	1	2	3	4	5	6	7	8	9	AB	R	H	RBI	BB	SO	LOB
Ron Gant, R (1, 4) OBP: 0.276, SLG: 0.429	B X 1-0 F4 ①		S F F B F F X 1-2 4-3 ③			C X 0-1 6-3 ②		C B S S 1-3 K ③		4	0	0	0	0	1	3
Ken Oberkfell, L (1, 5) OBP: 0.311, SLG: 0.340	C T B C 1-3 K ②			B F B B X 3-1 BB 1B		C B X 1-1 G3 ③			B B B C C F T B 4-2 F8 1B BB	3	0	1	0	1	1	0
Dion James, L (1, 7) OBP: 0.384, SLG: 0.377	B T F B F B X 3-2 L8 ③			B F 1 SAFE B B B 4-1 G4-6-3 1-2 BB			X 0-0 4-3 ①		B X 1-0 1-2 1B	3	0	1	0	1	0	0
Dale Murphy, R (1, 9) OBP: 0.328, SLG: 0.434		C B S B S 2-3 K ①		F S B 1 SAFE S 1-3 K ①			X 0-0 F4 ②		C S X 0-2 F8 2-3 ①	4	0	0	0	0	2	4
Ken Griffey, L (1, 3) OBP: 0.296, SLG: 0.316 Charlie Puleo, R (7, 1) OBP: 0.286, SLG: 0.286 Jerry Royster, R (9, PH) OBP: 0.321, SLG: 0.320		C X 0-1 F7 ②		X 0-0 G4-6-3 ② ③ 1-2f			B C X 1-1 L8 ③		B X 1-0 F3 ②	3 0 1	0 0 0	0 0 0	0 0 0	0 0 0	0 0 0	2 0 2
Andres Thomas, R (1, 6) OBP: 0.275, SLG: 0.374		B B X 2-0 F6 ③			C X 0-1 5-3 ①			X 0-0 FC5-4 1B	C B S F X 1-2 4-3 ③	4	0	1	0	0	0	2
Bruce Benedict, R (1, 2) OBP: 0.298, SLG: 0.284			C X 0-1 6-3 ①		X 0-0 6-3 ②			X 0-0 FC5-4 1B 1-2f ①		3	0	0	0	0	0	1
Albert Hall, S (1, 8) OBP: 0.319, SLG: 0.310			F B X 1-1 L4 ②		C B C F B F X 2-2 F9 ③			B B B C F X 3-2 L3 ②		3	0	0	0	0	0	1
Tom Glavine, L (1, 1) OBP: 0.333, SLG: 0.346 Ted Simmons, S (7, 3) OBP: 0.321, SLG: 0.383			X 0-0 1B			F B F B F S 2-3 K ①		B B B C X 3-1 1-3 1B		2 1	0 0	1 1	0 0	0 0	1 0	0 0
Inning Stats	R: 0 E: 0 K: 1 S: 8 H: 0 LOB: 0 BB: 0 P: 13	R: 0 E: 0 K: 1 S: 6 H: 0 LOB: 0 BB: 0 P: 10	R: 0 E: 0 K: 0 S: 11 H: 1 LOB: 0 BB: 0 P: 13	R: 0 E: 0 K: 1 S: 7 H: 1 LOB: 1 BB: 1 P: 15	R: 0 E: 0 K: 0 S: 8 H: 0 LOB: 0 BB: 0 P: 10	R: 0 E: 0 K: 1 S: 8 H: 0 LOB: 0 BB: 0 P: 11	R: 0 E: 0 K: 0 S: 4 H: 0 LOB: 0 BB: 0 P: 5	R: 0 E: 0 K: 1 S: 10 H: 2 LOB: 2 BB: 0 P: 17	R: 0 E: 0 K: 0 S: 13 H: 1 LOB: 2 BB: 1 P: 20	1B: 5 2B: 0 3B: 0 HR: 0	SF: 0 SAC: 0 DP: 1 HBP: 0						

PITCHER	IP	WLS	BF	H	R	ER	SO	BB	IBB	HBP	BLK	WP	HR	S	P	ERA	WHIP
Brian Holman, R (1, 1) ERA: 2.19	9.0	W	33	5	0	0	5	2	0	0	0	0	0	75	114	0.00	0.778

PITCHER	IP	WLS	BF	H	R	ER	SO	BB	IBB	HBP	BLK	WP	HR	S	P	ERA	WHIP

TOP

Atlanta Braves @ Montreal Expos

Olympic Stadium, Montreal, QB

Thu Jun 30 1988, 7:05 PM EDT

Att. 10,461 - Dome - 70 F

livebaseballscorecards.com

AB	31
R	0
H	5
RBI	0
BB	2
SO	5
LOB	15



1B: 5 SF: 0
2B: 0 SAC: 0
3B: 0 DP: 1
HR: 0 HBP: 0

WP: 0 PA: 33
PB: 0
SB: 0
CS: 0

Atlanta Braves @ Montreal Expos

Olympic Stadium, Montreal, QB

Thu Jun 30 1988, 7:05 PM EDT

Att. 10,461 - Dome - 70 F

BOTTOM

Batter	1	2	3	4	5	6	7	8	9	AB	R	H	RBI	BB	SO	LOB
Otis Nixon, S (1, 8) OBP: 0.292, SLG: 0.273	C B X 1-1 B1-3 ①		B F F S 1-3 K ②		F B X 1-1 4-3 ③		F C X 0-2 S BB 1B 1B	S F B S 1-3 K ③		5	1	1	0	0	2	4
Rex Hudler, R (1, 4) OBP: 0.381, SLG: 0.235	S S S S 1-3 K ②		X 0-0 FC5 ③ 2-3f			X 0-0 F4 ① B 1 SAFE B B C B 4-1 S 1B 1-2 BB				3	1	0	0	1	1	2
Andres Galarraga, R (1, 3) OBP: 0.361, SLG: 0.593	B C B X 2-1 F9 ③			C B C B X 2-2 3-1 SF7 2B		F F S 0-3 K ② C B X 1-1 E 1-H 2-H 1B				4	2	2	2	0	1	0
Hubie Brooks, R (1, 9) OBP: 0.310, SLG: 0.415		F B C B B X 3-2 G5-4-3 1B		F B B B X 3-1 3-1 ① 2-3		B F C B X 2-2 1B 1B	B X 1-0 E6 2B 1-H 2B			4	1	3	1	0	0	1
Tim Wallach, R (1, 5) OBP: 0.310, SLG: 0.413		B F 1 SAFE 1 SAFE X 1-1 G5-4-3 ① ② 1-2f		B B B B 4-0 CS BB		C B 1 SAFE S X 1-2 1-2 1B	F F B X 1-2 3-H 2B			3	0	2	1	1	0	1
Nelson Santovenia, R (1, 2) OBP: 0.330, SLG: 0.411		B B C B S F X 3-2 L8 ③		B F X 1-1 SF7 ② 3-H		F B F S 1-3 K ③	B X 1-0 F8 ③			3	0	0	1	0	1	3
Mitch Webster, S (1, 7) OBP: 0.348, SLG: 0.300			B X 1-0 E6 FC5 1B	B F 1 SAFE 1 SAFE B B 3-1 CS ③ 1-2	S B X 1-1 L9 ①		B L X 1-1 4-3 ① F C H 1-2 FC5-4 HBP			3	0	0	0	0	0	0
Luis Rivera, R (1, 6) OBP: 0.252, SLG: 0.317			C 1 SAFE 1 SAFE C B 1 SAFE X 1-2 1-2 1B		B F F B X 3-1 CS 1B	B F F F X 1-2 HR	S B X 1-1 FC5-4 ① SH1-3 1-2f			4	1	3	1	0	0	1
Brian Holman, R (1, 1) OBP: 0.250, SLG: 0.250			C B C X 1-2 F3 ①		S B X 1-1 1-2 1B ②		B B C C S 2-3 K ② B X 1-0 SH1-3 ② 1-2			3	0	1	0	0	1	2
Inning Stats	R: 0 E: 0 K: 1 S: 7 H: 0 LOB: 0 BB: 0 P: 11	R: 0 E: 0 K: 0 S: 9 H: 1 LOB: 0 BB: 0 P: 16	R: 0 E: 1 K: 1 S: 11 H: 1 LOB: 2 BB: 0 P: 15	R: 1 E: 0 K: 0 S: 8 H: 1 LOB: 0 BB: 1 P: 21	R: 0 E: 0 K: 0 S: 8 H: 2 LOB: 1 BB: 0 P: 14	R: 0 E: 0 K: 2 S: 13 H: 2 LOB: 2 BB: 0 P: 17	R: 5 E: 1 K: 1 S: 19 H: 5 LOB: 1 BB: 1 P: 31	R: 0 E: 0 K: 1 S: 8 H: 0 LOB: 1 BB: 0 P: 12		1B: 8 2B: 3 3B: 0 HR: 1 SF: 1 SAC: 1 DP: 1 HBP: 1						

livebaseballscorecards.com

AB	32
R	6
H	12
RBI	6
BB	2
SO	6
LOB	14

WP: 0 PB: 0 SB: 2 CS: 2 PA: 38

PITCHER		IP	WLS	BF	H	R	ER	SO	BB	IBB	HBP	BLK	WP	HR	S	P	ERA	WHIP
Tom Glavine, L ERA: 5.6	(1, 1)	6.2	L	29	9	4	4	5	2	0	0	0	0	1	68	114	5.40	1.650
Charlie Puleo, R ERA: 4.25	(7, 1)	1.1		8	3	2	2	1	0	0	1	0	0	0	15	23	13.50	2.250

PITCHER	IP	WLS	BF	H	R	ER	SO	BB	IBB	HBP	BLK	WP	HR	S	P	ERA	WHIP

Batter	1	2	3	4	5	6	7	8	9	AB	R	H	RBI	BB	SO	LOB
Ron Gant, R (1, 4) OBP: 0.280, SLG: 0.430	B B X 2-0 ① 5-3		B X 1-0 ③ 5-3		F F X 0-2 G3-6-1 1-2 1B		X 0-0 G3-6-1 1-2 2-3 3-H 1B			4	0	2	1	0	0	1
Ken Oberkfell, L (1, 5) OBP: 0.310, SLG: 0.350 Ed Olwine, R (7, 1)	X 0-0 ② F7			X 0-0 HR	C B C X 1-2 ②③ G3-6-1 1-2f		B X 1-0 ②③ G3-6-1 1-2f			4 0	1 0	1 0	1 0	0 0	0 0	5 0
Dion James, L (1, 7) OBP: 0.384, SLG: 0.376 (4, 8) Gary Roenicke, R (8, PH) OBP: 0.310, SLG: 0.359 (8, 7)	B C S B S 2-3 ③ K			X 0-0 ① 4-3 BLK 1B 1B		B B X 2-0 ① F8		B C B X 2-1 ① F8		3 1	1 0	1 0	0 0	0 0	1 0	0 0
Dale Murphy, R (1, 9) OBP: 0.324, SLG: 0.428		B C B S B F X 3-2 ① F5		C S S 0-3 ① K 1-2		S C B F B S 2-3 ② K		B B C S X 2-2 ② 6-3		4	0	0	0	0	2	1
Ken Griffey, L (1, 3) OBP: 0.289, SLG: 0.308		C X 0-1 ② F7		F B F F F X 1-2 ② 4-3 2-3		X 0-0 ③ F7		F F C 0-3 ③ K		4	0	0	0	0	1	1
Andres Thomas, R (1, 6) OBP: 0.278, SLG: 0.376		C B F B B X 3-2 ③ F8		B B X 2-0 3-H 1B			X 0-0 1B 1B 1B 1B		B F F F X 1-2 ① F7	4	1	2	1	0	0	0
Ozzie Virgil, R (1, 2) OBP: 0.266, SLG: 0.379		F B F B F X 2-2 ① F9	F B F S 1-3 ③ K				B F X 1-1 1B 1B 1-2 1B		B B X 2-0 ② 5-3	4	0	1	0	0	1	1
Albert Hall, S (1, 8) OBP: 0.322, SLG: 0.310 Jerry Royster, R (4, 7) OBP: 0.323, SLG: 0.321 (8, 8)		B B B B 4-0 SH1-4 BB		X 0-0 ① F4			B F B X 2-1 1B 1-2 2-3 1B		B F B B X 3-1 ③ 5-3	0 3	0 0	0 1	0 0	1 0	0 0	0 0
Zane Smith, L (1, 1) OBP: 0.179, SLG: 0.179 José Álvarez, R (5, 1) OBP: 0.750, SLG: 0.750 Paul Runge, R (7, PH) OBP: 0.388, SLG: 0.350 (7, 5)		F X 0-1 ② SH1-4 1-2			B X 1-0 1B 1B		F X 0-1 ① F2			1 0 1	0 0 0	1 0 0	0 0 0	0 0 0	0 0 0	0 0 3
Inning Stats	R: 0 E: 0 K: 1 S: 5 H: 0 LOB: 0 BB: 0 P: 9	R: 0 E: 0 K: 0 S: 9 H: 0 LOB: 0 BB: 0 P: 15	R: 0 E: 0 K: 0 S: 7 H: 0 LOB: 1 BB: 1 P: 14	R: 2 E: 0 K: 2 S: 14 H: 3 LOB: 1 BB: 0 P: 18	R: 0 E: 0 K: 0 S: 8 H: 2 LOB: 1 BB: 0 P: 10	R: 0 E: 0 K: 1 S: 6 H: 0 LOB: 0 BB: 0 P: 10	R: 1 E: 0 K: 0 S: 9 H: 4 LOB: 2 BB: 0 P: 13	R: 0 E: 0 K: 1 S: 8 H: 0 LOB: 0 BB: 0 P: 12	R: 0 E: 0 K: 0 S: 7 H: 0 LOB: 0 BB: 0 P: 13	1B: 8 2B: 0 3B: 0 HR: 1	SF: 0 SAC: 1 DP: 2 HBP: 0						

PITCHER		IP	WLS	BF	H	R	ER	SO	BB	IBB	HBP	BLK	WP	HR	S	P	ERA	WHIP
Pascual Perez, R ERA: 1.67	(1, 1)	6.1	W	28	9	3	3	4	1	0	0	1	0	1	57	87	4.26	1.579
Joe Hesketh, L ERA: 2.7	(7, 1)	2.2	S	7	0	0	0	1	0	0	0	0	0	0	16	27	0.00	0.000

PITCHER	IP	WLS	BF	H	R	ER	SO	BB	IBB	HBP	BLK	WP	HR	S	P	ERA	WHIP

TOP

Atlanta Braves @ Montreal Expos

Olympic Stadium, Montreal, QB

Fri Jul 01 1988, 7:05 PM EDT

Att. 20,123 - Dome - 70 F

livebaseballscorecards.com

AB	33
R	3
H	9
RBI	3
BB	1
SO	5
LOB	12

1B: 8	SF: 0	WP: 0	PA: 35
2B: 0	SAC: 1	PB: 0	
3B: 0	DP: 2	SB: 0	
HR: 1	HBP: 0	CS: 0	

Batter	1	2	3	4	5	6	7	8	9	AB	R	H	RBI	BB	SO	LOB
Otis Nixon, S (1, 8) OBP: 0.321, SLG: 0.277	B B C C F F B X 3-2 ① F9		F B B C F B B F F F B 4-2 F F F F B 2B 2B BB		X 0-0 1B BB SF9 1B	B B F B B 4-1 1B S SF8 BB		X 0-0 E6 S E		3	4	1	0	2	0	0
Rex Hudler, R (1, 4) OBP: 0.423, SLG: 0.333	S X 0-1 E5 2B 1B		B C C X 2-1 1-3 2B 2B		B C B B B 4-1 SF9 1B 1-2 1B BB	C B B X 2-1 ① F7		C X 0-1 E3 G4-6-3 1-H		4	3	2	0	1	0	1
Andres Galarraga, R (1, 3) OBP: 0.367, SLG: 0.603	B S B F X 2-2 FC6-5 2-H 2B		B X 1-0 L9 2-H 3-H 2B		C X 0-1 6-3 1B 1-2 2-3 1B	P C X 1-1 E SF8 1-3 1B		C X 0-1 ① F9		5	1	4	3	0	0	1
Hubie Brooks, R (1, 9) OBP: 0.305, SLG: 0.411	C X 0-1 ② FC6-5 2-3		C F B S 1-3 ① K		B X 1-0 ① SF9 2-3 3-H	C S B F X 1-2 ② SF8 1-2 3-H		B T S F F X 1-2 ②③ G4-6-3 1-2f		3	0	0	2	0	1	3
Herm Winningham, L (9, 9) OBP: 0.341, SLG: 0.304										0	0	0	0	0	0	0
Tim Wallach, R (1, 5) OBP: 0.309, SLG: 0.411	B B S T C 2-3 ③ K		B C X 1-1 ② L9 2-3		P S X 1-1 6-3 1-2 3-H 1B	X 0-0 E5 2-3				4	1	1	1	0	1	3
Nelson Santovenia, R (1, 2) OBP: 0.317, SLG: 0.394		C X 0-1 ① 6-3	C B C X 1-2 ③ G3		B X 1-0 ② 6-3 1-2 2-3	C F B F B F S 2-3 ③ K				4	0	0	0	0	1	5
Mitch Webster, S (1, 7) OBP: 0.350, SLG: 0.301		C X 0-1 CS 1B	X 0-0 ① L7		I I I 4-0 1B IBB		B X 1-0 ① 4-3			3	0	1	0	1	0	0
Luis Rivera, R (1, 6) OBP: 0.257, SLG: 0.321		B C P F B X 3-2 ② 1-2 1B	C B F B X 2-2 ② F8		C F B B X 2-2 1-2 2-H 3-H 1B		C B X 1-1 ② F8			4	0	2	2	0	0	0
Pascual Perez, R (1, 1)		B C X 1-1 ③ F9	C B B C C 2-3 ③ K		B C S C 1-3 ③ K		C B C 1-3 ③ K			3	0	0	0	0	2	3
Joe Hesketh, R (7, 1)										1	0	0	0	0	1	0
Inning Stats	R: 1 H: 2 E: 1 LOB: 1 K: 1 BB: 0 S: 15 P: 22	R: 0 H: 2 E: 0 LOB: 1 K: 0 BB: 0 S: 10 P: 13	R: 2 H: 2 E: 0 LOB: 1 K: 1 BB: 1 S: 21 P: 30	R: 0 H: 0 E: 0 LOB: 0 K: 1 BB: 0 S: 7 P: 11	R: 4 H: 4 E: 0 LOB: 2 K: 1 BB: 2 S: 15 P: 28	R: 1 H: 1 E: 1 LOB: 2 K: 1 BB: 1 S: 17 P: 26	R: 0 H: 0 E: 0 LOB: 0 K: 1 BB: 0 S: 6 P: 9	R: 1 H: 0 E: 2 LOB: 0 K: 0 BB: 0 S: 10 P: 11		1B: 8 SF: 2 2B: 3 SAC: 0 3B: 0 DP: 1 HR: 0 HBP: 0				WP: 0 PA: 40 PB: 0 SB: 2 CS: 1		

PITCHER		IP	WLS	BF	H	R	ER	SO	BB	IBB	HBP	BLK	WP	HR	S	P	ERA	WHIP
Zane Smith, L ERA: 4.21	(1, 1)	4.2	L	26	10	7	7	3	2	1	0	0	0	0	65	100	13.50	2.571
José Álvarez, R ERA: 3.68	(5, 1)	1.1		7	1	1	1	2	1	0	0	0	0	0	20	30	6.75	1.500
Ed Olwine, L ERA: 5.4	(7, 1)	2.0		7	0	1	0	1	0	0	0	0	0	0	16	20	0.00	0.000

PITCHER	IP	WLS	BF	H	R	ER	SO	BB	IBB	HBP	BLK	WP	HR	S	P	ERA	WHIP

Atlanta Braves @ Montreal Expos

Olympic Stadium, Montreal, QB

Fri Jul 01 1988, 7:05 PM EDT

Att. 20,123 - Dome - 70 F

BOTTOM

livebaseballscorecards.com

AB	34
R	9
H	11
RBI	8
BB	4
SO	6
LOB	16

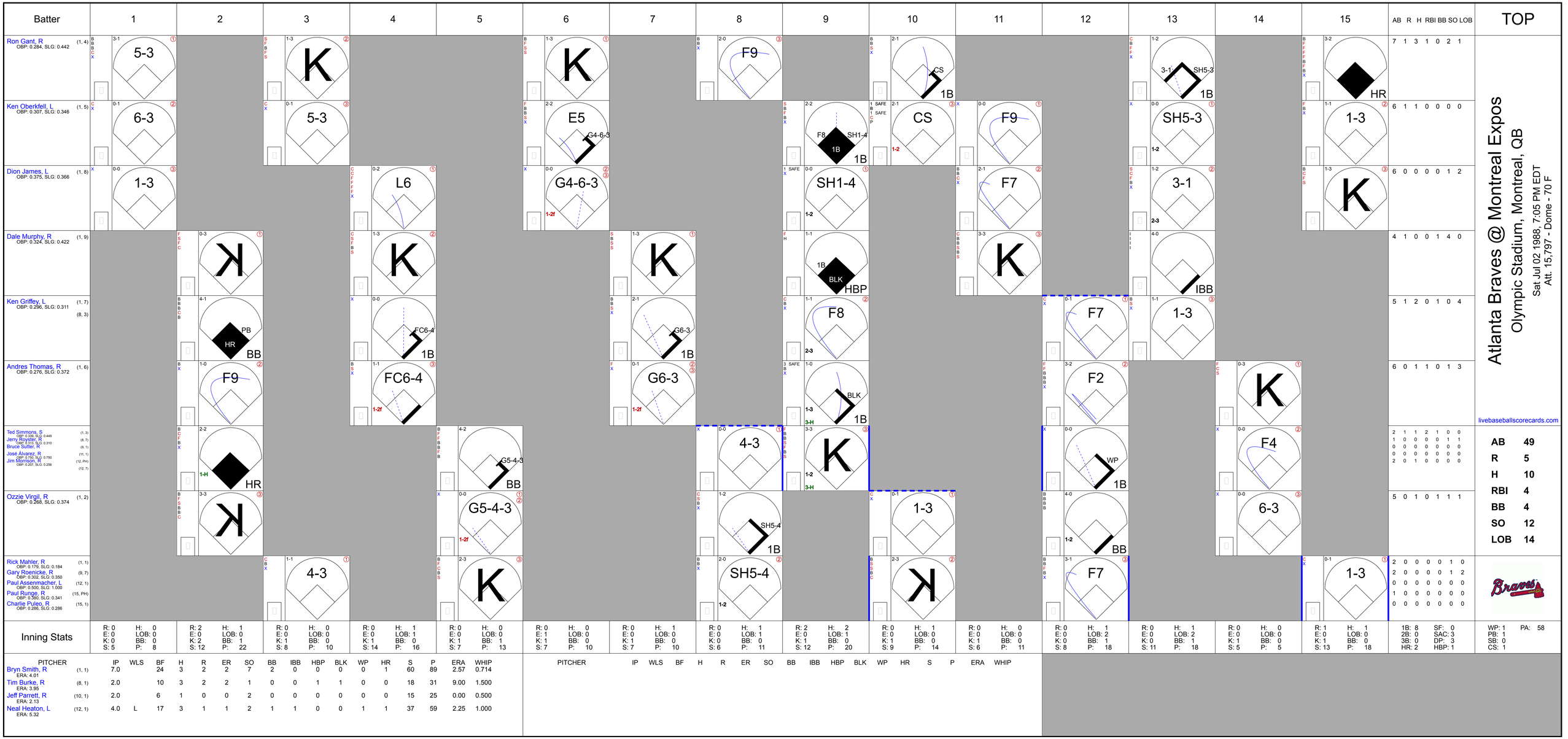
Batter
1
2
3
4
5
6
7
8
9
10
11
12
13
14
15
AB R H RBI BB SO LOB
TOP
Ron Gant, R
OBP: 0.284, SLG: 0.442
(1, 4)
5-3
K
K
F9
CS
1B
3-1
SH5-3
1B
HR
7 1 3 1 0 2 1
Ken Oberkfell, L
OBP: 0.307, SLG: 0.346
(1, 5)
6-3
5-3
E5
G4-6-3
F8
SH1-4
1B
1B
CS
1-2
F9
SH5-3
1-2
1-3
6 1 1 0 0 0 0
Dion James, L
OBP: 0.375, SLG: 0.366
(1, 8)
1-3
L6
G4-6-3
1-2f
SH1-4
1-2
F7
3-1
2-3
K
6 0 0 0 0 1 2
Dale Murphy, R
OBP: 0.324, SLG: 0.422
(1, 9)
K
K
K
HBP
1B
BLK
K
IBB
4 1 0 0 1 4 0
Ken Griffey, L
OBP: 0.296, SLG: 0.311
(1, 7)
(8, 3)
PB
HR
BB
FC6-4
1B
G6-3
1B
F8
2-3
F7
1-3
5 1 2 0 1 0 4
Andres Thomas, R
OBP: 0.276, SLG: 0.372
(1, 6)
F9
FC6-4
1-2f
G6-3
1-2f
BLK
1-3
3-H
1B
F2
K
6 0 1 1 0 1 3
Ted Simmons, S
OBP: 0.339, SLG: 0.449
Jerry Royster, R
OBP: 0.313, SLG: 0.310
Bruce Sutter, R
José Alvarez, R
OBP: 0.750, SLG: 0.750
Jim Morrison, R
OBP: 0.207, SLG: 0.256
(1, 3)
(8, 7)
(9, 1)
(11, 1)
(12, PH)
(12, 7)
1-H
HR
G5-4-3
BB
4-3
SH5-4
1B
K
WP
1B
F4
2 1 1 2 1 0 0
1 0 0 0 0 1 1
0 0 0 0 0 0 0
0 0 0 0 0 0 0
2 0 1 0 0 0 0
Ozzie Virgil, R
OBP: 0.268, SLG: 0.374
(1, 2)
K
G5-4-3
1-2f
SH5-4
1-2
1-3
BB
6-3
5 0 1 0 1 1 1
Rick Mahler, R
OBP: 0.179, SLG: 0.184
Gary Roenicke, R
OBP: 0.302, SLG: 0.350
Paul Assenmacher, L
OBP: 0.500, SLG: 1.000
Paul Runge, R
OBP: 0.380, SLG: 0.341
Charlie Puleo, R
OBP: 0.286, SLG: 0.286
(1, 1)
(9, 7)
(12, 1)
(15, PH)
(15, 1)
4-3
K
SH5-4
1-2
K
F7
1-3
2 0 0 0 0 1 0
2 0 0 0 0 1 2
0 0 0 0 0 0 0
1 0 0 0 0 0 0
0 0 0 0 0 0 0
Inning Stats
R: 0 H: 0 E: 0 LOB: 0 K: 0 BB: 0 S: 5 P: 8
R: 2 H: 1 E: 0 LOB: 0 K: 2 BB: 1 S: 12 P: 22
R: 0 H: 0 E: 0 LOB: 0 K: 1 BB: 0 S: 8 P: 10
R: 0 H: 1 E: 0 LOB: 1 K: 1 BB: 0 S: 14 P: 16
R: 0 H: 0 E: 0 LOB: 0 K: 1 BB: 0 S: 7 P: 13
R: 0 H: 0 E: 1 LOB: 0 K: 1 BB: 0 S: 7 P: 10
R: 0 H: 1 E: 0 LOB: 0 K: 1 BB: 0 S: 7 P: 10
R: 0 H: 1 E: 0 LOB: 0 K: 0 BB: 0 S: 6 P: 11
R: 2 H: 2 E: 0 LOB: 1 K: 1 BB: 0 S: 12 P: 20
R: 0 H: 1 E: 0 LOB: 1 K: 1 BB: 0 S: 9 P: 14
R: 0 H: 0 E: 0 LOB: 0 K: 1 BB: 0 S: 6 P: 11
R: 0 H: 1 E: 0 LOB: 2 K: 0 BB: 1 S: 8 P: 18
R: 0 H: 1 E: 0 LOB: 2 K: 0 BB: 1 S: 11 P: 18
R: 0 H: 0 E: 0 LOB: 0 K: 1 BB: 0 S: 5 P: 5
R: 1 H: 1 E: 0 LOB: 0 K: 1 BB: 0 S: 13 P: 18
PITCHER IP H R ER BB IBB HBP BLK WP HR S P ERA WHIP
Bryn Smith, R (1, 1) ERA: 4.01 7.0 24 3 2 2 7 2 0 0 0 0 1 60 89 2.57 0.714
Tim Burke, R (8, 1) ERA: 3.95 2.0 10 3 2 2 1 0 0 1 1 0 0 18 31 9.00 1.500
Jeff Parrett, R (10, 1) ERA: 2.13 2.0 6 1 0 0 2 0 0 0 0 0 0 15 25 0.00 0.500
Neal Heaton, L (12, 1) ERA: 5.32 4.0 L 17 3 1 1 2 1 1 0 0 1 1 37 59 2.25 1.000
PITCHER IP WLS BF H R ER SO BB IBB HBP BLK WP HR S P ERA WHIP
1B: 8 2B: 0 3B: 0 HR: 2
SF: 0 SAC: 3 DP: 3 HBP: 1
WP: 1 PB: 1 SB: 0 CS: 1
PA: 58
Atlanta Braves @ Montreal Expos
Olympic Stadium, Montreal, QB
Sat Jul 02 1988, 7:05 PM EDT
Att. 15,797 - Dome - 70 F
livebaseballscorecards.com
AB 49
R 5
H 10
RBI 4
BB 4
SO 12
LOB 14

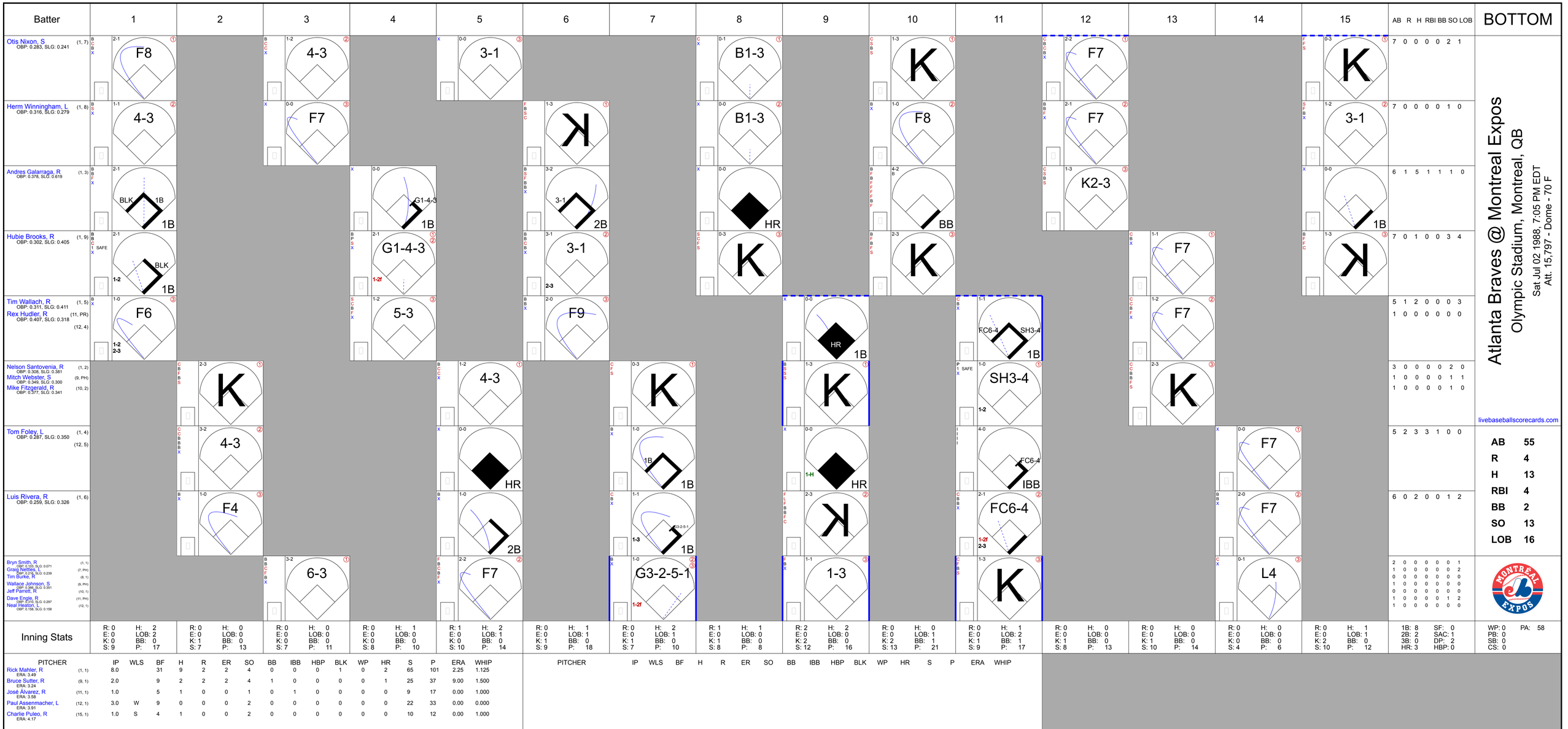
Batter
1
2
3
4
5
6
7
8
9
10
11
12
13
14
15
AB R H RBI BB SO LOB
BOTTOM
Otis Nixon, S (1, 7) OBP: 0.283, SLG: 0.241
F8
4-3
3-1
B1-3
K
F7
K
7 0 0 0 0 2 1
Herm Winningham, L (1, 8) OBP: 0.316, SLG: 0.279
4-3
F7
K
B1-3
F8
F7
3-1
7 0 0 0 0 1 0
Andres Galarraga, R (1, 3) OBP: 0.378, SLG: 0.619
BLK 1B
1B
G1-4-3 1B
3-1 2B
HR
K2-3
BB
1B
6 1 5 1 1 1 0
Hubie Brooks, R (1, 9) OBP: 0.302, SLG: 0.405
SAFE
BLK 1B
1-2
G1-4-3
1-2f
3-1
2-3
K
K
F7
7 0 1 0 0 3 4
Tim Wallach, R (1, 5) OBP: 0.311, SLG: 0.411
Rex Hudler, R (11, PR) OBP: 0.407, SLG: 0.318 (12, 4)
F6
1-2
2-3
5-3
F9
HR 1B
FC6-4 SH3-4 1B
5 1 2 0 0 0 3
1 0 0 0 0 0 0
Nelson Santovenia, R (1, 2) OBP: 0.308, SLG: 0.381
Mitch Webster, S (9, PH) OBP: 0.349, SLG: 0.300
Mike Fitzgerald, R (10, 2) OBP: 0.377, SLG: 0.341
K
4-3
K
K
SAFE
SH3-4
K
3 0 0 0 0 2 0
1 0 0 0 0 1 1
1 0 0 0 0 1 0
Tom Foley, L (1, 4) OBP: 0.287, SLG: 0.350 (12, 5)
4-3
HR
1B 1B
HR
FC6-4 IBB
F7
F7
5 2 3 3 1 0 0
Luis Rivera, R (1, 6) OBP: 0.259, SLG: 0.326
F4
2B
1-3 G3-2-5-1
1-H
K
FC6-4
1-2f
2-3
F7
6 0 2 0 0 1 2
Bryn Smith, R (1, 1) OBP: 0.103, SLG: 0.071
Graig Nettles, I (7, PH) OBP: 0.216, SLG: 0.239
Tim Burke, R (8, 1)
Wallace Johnson, S (9, PH) OBP: 0.396, SLG: 0.351
Jeff Parrett, R (10, 1)
Dave Engle, R (11, PH) OBP: 0.250, SLG: 0.297
Neal Heaton, L (12, 1) OBP: 0.156, SLG: 0.156
6-3
F7
G3-2-5-1
1-2f
1-3
K
L4
2 0 0 0 0 0 1
1 0 0 0 0 0 2
0 0 0 0 0 0 0
1 0 0 0 0 0 0
0 0 0 0 0 0 0
1 0 0 0 0 1 2
1 0 0 0 0 0 0
Atlanta Braves @ Montreal Expos
Olympic Stadium, Montreal, QB
Sat Jul 02 1988, 7:05 PM EDT
Att. 15,797 - Dome - 70 F
livebaseballscorecards.com
AB 55
R 4
H 13
RBI 4
BB 2
SO 13
LOB 16
Inning Stats
R: 0 E: 0 K: 0 S: 9
H: 2 LOB: 2 BB: 0 P: 17
R: 0 E: 0 K: 1 S: 7
H: 0 LOB: 0 BB: 0 P: 13
R: 0 E: 0 K: 0 S: 7
H: 0 LOB: 0 BB: 0 P: 11
R: 0 E: 0 K: 0 S: 8
H: 1 LOB: 0 BB: 0 P: 10
R: 1 E: 0 K: 0 S: 10
H: 2 LOB: 1 BB: 0 P: 14
R: 0 E: 0 K: 1 S: 9
H: 1 LOB: 1 BB: 0 P: 18
R: 0 E: 0 K: 1 S: 7
H: 2 LOB: 1 BB: 0 P: 10
R: 1 E: 0 K: 1 S: 8
H: 1 LOB: 0 BB: 0 P: 8
R: 2 E: 0 K: 2 S: 12
H: 2 LOB: 0 BB: 0 P: 16
R: 0 E: 0 K: 2 S: 13
H: 0 LOB: 1 BB: 1 P: 21
R: 0 E: 0 K: 1 S: 9
H: 1 LOB: 2 BB: 1 P: 17
R: 0 E: 0 K: 1 S: 8
H: 0 LOB: 0 BB: 0 P: 13
R: 0 E: 0 K: 1 S: 10
H: 0 LOB: 0 BB: 0 P: 14
R: 0 E: 0 K: 0 S: 4
H: 0 LOB: 0 BB: 0 P: 6
R: 0 E: 0 K: 2 S: 10
H: 1 LOB: 1 BB: 0 P: 12
1B: 8 2B: 2 3B: 0 HR: 3
SF: 0 SAC: 1 DP: 2 HBP: 0
WP: 0 PB: 0 SB: 0 CS: 0
PA: 58
PITCHER IP WLS BF H R ER SO BB IBB HBP BLK WP HR S P ERA WHIP
Rick Mahler, R (1, 1) ERA: 3.49 8.0 31 9 2 2 4 0 0 0 1 0 2 65 101 2.25 1.125
Bruce Sutter, R (9, 1) ERA: 3.24 2.0 9 2 2 2 4 1 0 0 0 0 1 25 37 9.00 1.500
José Álvarez, R (11, 1) ERA: 3.58 1.0 5 1 0 0 1 0 1 0 0 0 0 9 17 0.00 1.000
Paul Assenmacher, L (12, 1) ERA: 3.91 3.0 W 9 0 0 0 2 0 0 0 0 0 0 22 33 0.00 0.000
Charlie Puleo, R (15, 1) ERA: 4.17 1.0 S 4 1 0 0 2 0 0 0 0 0 0 10 12 0.00 1.000
PITCHER IP WLS BF H R ER SO BB IBB HBP BLK WP HR S P ERA WHIP

Batter	1	2	3	4	5	6	7	8	9	AB	R	H	RBI	BB	SO	LOB
Ron Gant, R (1, 4) OBP: 0.286, SLG: 0.441	F B F F X 1-2 ① L7		S F X 0-2 ① 5-3		S F X 0-2 1B 1B		S S B X 1-2 1B		S C F X 0-2 ② F9	5	0	2	0	0	0	2
Ken Oberkfell, L (1, 5) OBP: 0.313, SLG: 0.352 Ed Olwine, R (7, 1) Jerry Royster, R (9, PH) OBP: 0.333, SLG: 0.333	B B S B S X 3-2 1B 1B		B F F F F B X 2-2 FC4-6 1B		B X 1-0 G4-6-3 1-2 1B		B X 1-0 ③ G3		C C B F F X 1-2 1B 1-2 2-3 1B	4 0 1	0 0 0	3 0 1	0 0 0	0 0 0	0 0 0	1 0 0
Dion James, L (1, 8) OBP: 0.375, SLG: 0.367	X 0-0 1-3 1B		F F F B P X 2-2 ② FC4-6 1-2f		X 0-0 ② ③ G4-6-3 1-2f			C F B X 1-2 ① 4-3	F B B X 2-1 1-3 2-H 3-H 1B	5	0	2	2	0	0	3
Dale Murphy, R (1, 9) OBP: 0.322, SLG: 0.421	C S S 0-3 ② K		S B P X 2-1 ③ 5-3			C X 0-1 ① F9		B C C B B X 3-2 2B	S S S 0-3 ③ K	5	0	1	0	0	2	5
Ken Griffey, L (1, 7) OBP: 0.301, SLG: 0.315	S S P X 1-2 ③ 4-3			B F B X 2-1 BB 1B		X 0-0 5-3 1B		B S T C 1-3 ② K		4	0	2	0	0	1	3
Andres Thomas, R (1, 6) OBP: 0.276, SLG: 0.370		C X 0-1 S 1B		B X 1-0 ① F2		C F B X 1-2 ② 5-3 1-2		X 0-0 ③ 6-3		4	0	1	0	0	0	3
Ted Simmons, S (1, 3) OBP: 0.350, SLG: 0.442		C B X 1-1 ① F8 1-2		B B B B 4-0 G6-4-3 1-2 BB		C X 0-1 ③ 4-3			F X 0-1 1B 1B 1B 1B	3	1	1	0	1	0	2
Bruce Benedict, R (1, 2) OBP: 0.296, SLG: 0.283	B B B C F C 3-3 ② K			X 0-0 ② ③ G6-4-3 1-2f			B F X 1-1 G6-4-3 1B		F F X 0-2 ① F8	4	0	1	0	0	1	4
German Jimenez, L (1, 1) OBP: 0.500, SLG: 0.500 Gary Roenicke, R (5, PH) OBP: 0.299, SLG: 0.346 Charlie Puleo, R (5, 1) OBP: 0.286, SLG: 0.286 Paul Runge, R (7, PH) OBP: 0.385, SLG: 0.349 (7, 5)	B X 1-0 ③ F7				B C C X 1-2 ① F7		X 0-0 ① ② G6-4-3 1-2f		X 0-0 1B 1B 1-2 1B 1B	1 1 0 2	0 0 0 1	0 0 0 1	0 0 0 1	0 0 0 0	0 0 0 0	1 0 0 1
Inning Stats	R: 0 H: 2 E: 0 LOB: 2 K: 1 BB: 0 S: 15 P: 19	R: 0 H: 1 E: 0 LOB: 1 K: 1 BB: 0 S: 8 P: 13	R: 0 H: 1 E: 0 LOB: 1 K: 0 BB: 0 S: 16 P: 20	R: 0 H: 1 E: 0 LOB: 1 K: 0 BB: 1 S: 4 P: 11	R: 0 H: 2 E: 0 LOB: 1 K: 0 BB: 0 S: 8 P: 10	R: 0 H: 1 E: 0 LOB: 1 K: 0 BB: 0 S: 8 P: 9	R: 0 H: 2 E: 0 LOB: 1 K: 0 BB: 0 S: 7 P: 10	R: 0 H: 1 E: 0 LOB: 1 K: 1 BB: 0 S: 10 P: 15	R: 2 H: 4 E: 0 LOB: 2 K: 1 BB: 0 S: 20 P: 23	1B: 14 SF: 0 2B: 1 SAC: 0 3B: 0 DP: 3 HR: 0 HBP: 0						WP: 0 PA: 40 PB: 0 SB: 1 CS: 0

PITCHER		IP	WLS	BF	H	R	ER	SO	BB	IBB	HBP	BLK	WP	HR	S	P	ERA	WHIP
John Dopson, R ERA: 3.09	(1, 1)	8.2	W	39	15	2	2	3	1	0	0	0	0	0	93	127	2.08	1.846
Andy McGaffigan, R ERA: 3.57	(9, 1)	0.1		1	0	0	0	1	0	0	0	0	0	0	3	3	0.00	0.000

PITCHER	IP	WLS	BF	H	R	ER	SO	BB	IBB	HBP	BLK	WP	HR	S	P	ERA	WHIP

TOP

Atlanta Braves @ Montreal Expos

Olympic Stadium, Montreal, QB

Sun Jul 03 1988, 3:33 AM EDT

Att. 25,753 - Dome - 70 F

livebaseballscorecards.com

AB	39
R	2
H	15
RBI	2
BB	1
SO	4
LOB	25

Atlanta Braves @ Montreal Expos

Olympic Stadium, Montreal, QB

Sun Jul 03 1988, 3:33 AM EDT

Att. 25,753 - Dome - 70 F

BOTTOM

Batter	1	2	3	4	5	6	7	8	9	AB	R	H	RBI	BB	SO	LOB
Otis Nixon, S (1, 8) (8, 7) OBP: 0.313, SLG: 0.328	4-3		1B 2B	S 1B			3B 3B			4	2	3	0	0	0	0
Rex Hudler, R (1, 4) OBP: 0.419, SLG: 0.423	S BLK S 1B		F6	F7			G5-4-3 3B			4	2	2	1	0	0	3
Andres Galarraga, R (1, 3) OBP: 0.382, SLG: 0.619 Wallace Johnson, S (8, 3) OBP: 0.366, SLG: 0.351	K		BB 1B 2B BB		1B		G5-4-3 BB			2	1	1	0	2	1	1
										0	0	0	0	0	0	0
Hubie Brooks, R (1, 9) OBP: 0.301, SLG: 0.403 Herm Winningham, L (8, 8) OBP: 0.316, SLG: 0.279	5-3		BB 2B 1B		K		G5-4-3			4	1	1	2	0	1	2
										0	0	0	0	0	0	0
Tim Wallach, R (1, 5) OBP: 0.310, SLG: 0.407 Tom Foley, L (8, 5) OBP: 0.287, SLG: 0.350		F3	2B BB		F9		4-3			3	1	0	0	1	0	1
										0	0	0	0	0	0	0
Mike Fitzgerald, R (1, 2) OBP: 0.368, SLG: 0.354		F8	1B 2B		K			F9		4	1	1	3	0	1	1
Mitch Webster, S (1, 7) (8, 9) OBP: 0.351, SLG: 0.303		L3	1B			F7		1B		4	0	2	1	0	0	0
Luis Rivera, R (1, 6) OBP: 0.259, SLG: 0.324			2B 1B 1B	K		F9		F4		4	1	1	0	0	1	1
John Dopson, L (1, 1) OBP: 0.130, SLG: 0.091 Andy McGaffigan, R (9, 1)			K	4-3		K		4-3		4	0	0	0	0	2	2
										0	0	0	0	0	0	0
Inning Stats	R: 1 H: 1 E: 0 LOB: 0 K: 1 BB: 0 S: 8 P: 11	R: 0 H: 0 E: 0 LOB: 0 K: 0 BB: 0 S: 10 P: 14	R: 6 H: 5 E: 0 LOB: 1 K: 1 BB: 2 S: 17 P: 28	R: 0 H: 1 E: 0 LOB: 1 K: 1 BB: 0 S: 9 P: 14	R: 0 H: 1 E: 0 LOB: 1 K: 2 BB: 0 S: 8 P: 12	R: 0 H: 0 E: 0 LOB: 0 K: 1 BB: 0 S: 7 P: 8	R: 2 H: 2 E: 0 LOB: 0 K: 0 BB: 1 S: 8 P: 14	R: 0 H: 1 E: 0 LOB: 1 K: 0 BB: 0 S: 8 P: 13		1B: 7 SF: 0 2B: 2 SAC: 0 3B: 2 DP: 1 HR: 0 HBP: 0						

	AB	33
	R	9
	H	11
	RBI	7
	BB	3
	SO	6
	LOB	11

livebaseballscorecards.com

PITCHER		IP	WLS	BF	H	R	ER	SO	BB	IBB	HBP	BLK	WP	HR	S	P	ERA	WHIP
German Jimenez, L ERA: 12.96	(1, 1)	4.0	L	20	7	7	7	3	2	0	0	1	0	0	44	67	15.75	2.250
Charlie Puleo, R ERA: 4.02	(5, 1)	2.0		7	1	0	0	3	0	0	0	0	0	0	15	20	0.00	0.500
Ed Olwine, L ERA: 6.75	(7, 1)	2.0		9	3	2	2	0	1	0	0	0	0	0	16	27	9.00	2.000

PITCHER	IP	WLS	BF	H	R	ER	SO	BB	IBB	HBP	BLK	WP	HR	S	P	ERA	WHIP

Batter	1	2	3	4	5	6	7	8	9	AB	R	H	RBI	BB	SO	LOB
Otis Nixon, S (1, 7) OBP: 0.304, SLG: 0.317	4-3		F8		L3	4-3		S 2-H 1B		5	0	1	1	0	0	1
Herm Winningham, L (1, 8) OBP: 0.320, SLG: 0.278	B1-3		4-1		1B BB	FC6 3-H 1B		F2 2-3		4	1	1	1	1	0	1
Andres Galarraga, R (1, 3) OBP: 0.388, SLG: 0.625	1B 2B 1B		2-2 1B		1 SAFE 1B 2B 1B 1-2	FC6 1-2f			SF8 2B	5	3	4	0	0	0	1
Mitch Webster, S (1, 9) OBP: 0.356, SLG: 0.309	2B 1-2 1B		1 SAFE F 1 SAFE B 1 SAFE B 1 SAFE 1 SAFE C 2-3 1 SAFE F 1 SAFE S K		S 2B 1-3 2-H 1B		F7		S 2-3 1B	5	1	3	1	0	1	1
Tim Wallach, R (1, 5) OBP: 0.314, SLG: 0.416	1-3 2-H 2B			FC4-6 1B	1-H 3-H 2B		K		K 1-2	5	0	3	3	0	2	2
Tom Foley, L (1, 4) OBP: 0.290, SLG: 0.344	P6			1 SAFE FC4-6 1B 1-2f	IBB		K		IBB	3	0	0	0	2	1	3
Nelson Santovenia, R (1, 2) OBP: 0.313, SLG: 0.386		K		1 SAFE G4-6-3 1B 1-2	K			3-1 1B 1B	SF8 3-H	4	1	2	1	0	2	2
Luis Rivera, R (1, 6) OBP: 0.257, SLG: 0.321		5-3		G4-6-3 1-2f		4-3 SH1-4 1B 1B		B3	K	5	1	1	0	0	1	5
Dennis Martinez, R (1, 1) OBP: 0.238, SLG: 0.244		F9			5-3	SH1-4 1-2		3-1 1-2		2	0	0	0	0	0	0
Andy McGaffigan, R (7, 1)										0	0	0	0	0	0	0
Graig Nettles, L (8, PH) OBP: 0.212, SLG: 0.234										1	0	0	0	0	0	1
Jeff Parrett, R (8, 1)										0	0	0	0	0	0	0
Inning Stats	R: 1 E: 0 K: 0 S: 14 H: 3 LOB: 2 BB: 0 P: 21	R: 0 E: 0 K: 1 S: 7 H: 0 LOB: 0 BB: 0 P: 8	R: 0 E: 0 K: 1 S: 10 H: 1 LOB: 1 BB: 0 P: 15	R: 0 E: 0 K: 0 S: 6 H: 2 LOB: 1 BB: 0 P: 11	R: 3 E: 0 K: 1 S: 17 H: 3 LOB: 2 BB: 2 P: 31	R: 1 E: 0 K: 0 S: 10 H: 2 LOB: 1 BB: 0 P: 15	R: 0 E: 0 K: 2 S: 9 H: 0 LOB: 0 BB: 0 P: 14	R: 1 E: 0 K: 0 S: 10 H: 2 LOB: 1 BB: 0 P: 19	R: 1 E: 0 K: 2 S: 16 H: 2 LOB: 2 BB: 1 P: 31	1B: 12 2B: 3 3B: 0 HR: 0 SF: 1 SAC: 1 DP: 1 HBP: 0							WP: 0 PB: 0 SB: 3 CS: 0 PA: 44

PITCHER	IP	WLS	BF	H	R	ER	SO	BB	IBB	HBP	BLK	WP	HR	S	P	ERA	WHIP
Danny Darwin, R (1, 1) ERA: 4.66	5.0	L	25	9	4	4	3	1	1	0	0	0	0	54	86	7.20	2.000
Ernie Camacho, R (6, 1) ERA: 7.64	2.0		8	2	1	1	2	0	0	0	0	0	0	19	29	4.50	1.000
Larry Andersen, R (8, 1) ERA: 3.38	2.0		11	4	2	2	2	0	1	0	0	0	0	26	50	9.00	2.000

PITCHER	IP	WLS	BF	H	R	ER	SO	BB	IBB	HBP	BLK	WP	HR	S	P	ERA	WHIP

TOP

Montreal Expos @ Houston Astros

Astrodome, Houston, TX

Mon Jul 04 1988, 8:05 PM EDT

Att. 15,130 - Dome - 70 F

livebaseballscorecards.com

AB	39
R	7
H	15
RBI	7
BB	3
SO	7
LOB	17

Batter	1	2	3	4	5	6	7	8	9	AB	R	H	RBI	BB	SO	LOB
Gerald Young, S (1, 8) OBP: 0.341, SLG: 0.320	C F B F F B F B F 3-3 F S K ①		C C S 0-3 K ②		F B C X 1-2 F9 ②		1 SAFE B C 1 F S 1-3 K ②		F B X 1-1 2-H 3B	5	0	1	1	0	3	1
Billy Hatcher, R (1, 7) OBP: 0.332, SLG: 0.373	B B F F X 2-2 F7 ②		X 0-0 5-3 ③		X 0-0 6-3 ③		C F B C 1-3 K ③		B X 1-0 P3 ③	5	0	0	0	0	1	2
Bill Doran, S (1, 4) OBP: 0.335, SLG: 0.325	C S B X 1-2 5-3 ③			B B B B 4-0 BB BLK BB		B F X 1-1 HR 1B		C C X 0-2 F8 ①		3	1	1	0	1	0	0
Glenn Davis, R (1, 3) OBP: 0.313, SLG: 0.463		B C F B X 2-2 BLK 1B		B 1 SAFE F B X 2-1 1B BB 1-2 1B		C X 0-1 1-H HR		B B F X 2-1 F9 2B		4	1	4	2	0	0	0
Kevin Bass, S (1, 9) OBP: 0.317, SLG: 0.384		F S B B F B S 3-3 K ① 1-2		B B B 2 SAFE C B F B 4-2 1B ① 1-2 2-3 BB		F X 0-1 G3 ①		B B B C F X 3-2 F9 ② 2-3		3	0	0	0	1	1	2
Buddy Bell, R (1, 5) OBP: 0.280, SLG: 0.233		S B B B F B S 3-3 K ② 1-2		C B F B X 2-2 1-2 2-3 1B		B X 1-0 5-3 ②		B B X 2-0 L8 ③		4	0	1	0	0	1	2
Rafael Ramirez, R (1, 6) OBP: 0.291, SLG: 0.363	B X 1-0 4-3 ③			F X 0-1 P3 ②		C B C B X 2-2 P4 ③			F X 0-1 3B 2B	4	1	1	0	0	0	4
Craig Biggio, R (1, 2) OBP: 0.200, SLG: 0.292			F C X 0-2 1-3 3B	S S X 0-2 L8 ③			B B X 2-0 S 1B		C C B S 1-3 K ①	4	1	2	0	0	1	4
Danny Darwin, R (1, 1) OBP: 0.029, SLG: 0.061 Louie Meadows, L (5, PH) OBP: 0.292, SLG: 0.429 Ernie Camacho, R (6, 1) Terry Puhl, L (7, PH) OBP: 0.442, SLG: 0.364 Larry Andersen, R (8, 1) OBP: 0.500, SLG: 0.500 Craig Reynolds, L (9, PH) OBP: 0.297, SLG: 0.323			X 0-0 1-3 ① 3-H		X 0-0 L7 ①		1 SAFE B B X 1-0 P6 ①		X 0-0 P5 ②	1 1 0 1 0 0	0 0 0 0 0 0	0 0 0 0 0 0	1 0 0 0 0 0	0 0 0 0 0 0	0 0 0 0 0 0	0 0 0 1 0 0
Inning Stats	R: 0 E: 0 K: 1 S: 14 H: 0 LOB: 0 BB: 0 P: 20	R: 0 E: 0 K: 2 S: 11 H: 1 LOB: 1 BB: 0 P: 20	R: 1 E: 0 K: 1 S: 8 H: 1 LOB: 0 BB: 0 P: 8	R: 0 E: 0 K: 0 S: 12 H: 2 LOB: 3 BB: 2 P: 24	R: 0 E: 0 K: 0 S: 5 H: 0 LOB: 0 BB: 0 P: 6	R: 2 E: 0 K: 0 S: 10 H: 2 LOB: 0 BB: 0 P: 14	R: 0 E: 0 K: 2 S: 8 H: 1 LOB: 1 BB: 0 P: 13	R: 0 E: 0 K: 0 S: 9 H: 1 LOB: 1 BB: 0 P: 16	R: 1 E: 0 K: 1 S: 9 H: 2 LOB: 1 BB: 0 P: 12	1B: 5 2B: 2 3B: 2 HR: 1		SF: 0 SAC: 0 DP: 0 HBP: 0				

PITCHER		IP	WLS	BF	H	R	ER	SO	BB	IBB	HBP	BLK	WP	HR	S	P	ERA	WHIP
Dennis Martinez, R ERA: 2.76	(1, 1)	6.0	W	25	6	3	3	4	2	0	0	2	0	1	60	92	4.50	1.333
Andy McGaffigan, R ERA: 3.5	(7, 1)	1.0		4	1	0	0	2	0	0	0	0	0	0	8	13	0.00	1.000
Jeff Parrett, R ERA: 2.21	(8, 1)	2.0	S	9	3	1	1	1	0	0	0	0	0	0	18	28	4.50	1.500

PITCHER	IP	WLS	BF	H	R	ER	SO	BB	IBB	HBP	BLK	WP	HR	S	P	ERA	WHIP

Montreal Expos @ Houston Astros

Astrodome, Houston, TX

Mon Jul 04 1988, 8:05 PM EDT

Att. 15,130 - Dome - 70 F

BOTTOM

livebaseballscorecards.com

AB	36
R	4
H	10
RBI	4
BB	2
SO	7
LOB	17

WP: 0 PB: 0 SB: 1 CS: 0 PA: 38

Batter	1	2	3	4	5	6	7	8	9	10	11	AB	R	H	RBI	BB	SO	LOB
Otis Nixon, S (1, 8) OBP: 0.297, SLG: 0.299	BBCBB 4-1 S S 1B BB	BX 1-0 ② G3 2-3		FX 0-1 ① P2		X 0-0 ③ B2			BBX 2-0 E6 CS			4	1	0	0	1	0	3
Mitch Webster, S (1, 7)	1 SAFE 1 SAFE BCBCFS 2-3 ① K 1-2	SX 0-1 ③ F7		BFBFFX 2-2 ② FC3-2 1B 1-2 3-H			CX 0-1 ① F7		1 SAFE B 1 SAFE 1 BCFX 2-2 ②③ F9 1-2			5	0	0	0	0	1	5
Andres Galarraga, R (1, 3) OBP: 0.388, SLG: 0.621	CCX 0-2 2B 1B 2-H 1B		X 0-0 ① 6-3	X 0-0 ③ 1B 1-2 2-H			CFBFBX 2-2 ② P3			X 0-0 ① 1-3		5	1	2	1	0	0	0
Hubie Brooks, R (1, 9) OBP: 0.303, SLG: 0.415	1 SAFE BB 1 SAFE X 2-0 2B 1-3 1B		BCX 1-1 E5 BLK		CCBS 1-3 ① K		CX 0-1 HR			BCX 1-1 ② 6-3		5	1	2	1	0	1	0
Tim Wallach, R (1, 5) OBP: 0.313, SLG: 0.411	BSBBI 4-1 1B IBB		SFFBX 1-2 ② 6-3 1-2		FFBBS 2-3 ② K		BCX 1-1 ③ 4-3			CSBBBS 3-3 ③ K		4	0	0	0	1	2	1
Tom Foley, L (1, 4) OBP: 0.304, SLG: 0.365 Rex Hudler, R (11, 4) OBP: 0.419, SLG: 0.423	FX 0-1 ② 1-2 2-H 3-H 1B		IIII 4-0 IBB		FX 0-1 2B			BX 1-0 ① G3			SX 0-1 SH3 3B 2B	4 0	1 0	3 0	1 0	1 0	0 0	0 0
Nelson Santovenia, R (1, 2) OBP: 0.310, SLG: 0.375	CBCX 1-2 ③ 6-3		FX 0-1 ③ P2		BFX 1-1 ③ 6-3			BBBBCCB 4-2 CS BB			FX 0-1 ① SH3 2-3	3	0	0	0	1	0	5
Luis Rivera, R (1, 6) OBP: 0.264, SLG: 0.333		CFBX 1-2 G3 SH2-4 1B		FSBBBFFB 4-2 1B FC3-2 BB		CBBSX 2-2 1-3		CBX 1-1 ②③ F7 1-2			BCX 1-1 7-2 3B 3-H	4	0	2	1	1	0	1
Brian Holman, R (1, 1) OBP: 0.286, SLG: 0.286 Tim Burke, R (9, 1) Joe Hesketh, R (9, 1) Jeff Parrett, R (9, 1) Wallace Johnson, S (11, PH) OBP: 0.357, SLG: 0.342 Neal Heaton, L (11, 1) OBP: 0.158, SLG: 0.158		X 0-0 ① SH2-4 1-2		X 0-0 ② FC3-2 1B 1-3 1B		FSS 0-3 ② K			FMBX 1-2 ① 5-3		PBX 2-0 ②③ 7-2 3-Hf	3 0 0 0 1 0	0 0 0 0 0 0	1 0 0 0 0 0	0 0 0 0 0 0	1 0 0 0 0 0	0 0 0 0 0 0	0 0 0 0 1 0
Inning Stats	R: 2 E: 0 K: 1 S: 15 H: 3 LOB: 2 BB: 2 P: 28	R: 0 E: 0 K: 0 S: 7 H: 1 LOB: 1 BB: 0 P: 9	R: 0 E: 1 K: 0 S: 9 H: 0 LOB: 2 BB: 1 P: 15	R: 0 E: 0 K: 0 S: 12 H: 2 LOB: 2 BB: 1 P: 18	R: 0 E: 0 K: 2 S: 10 H: 1 LOB: 1 BB: 0 P: 14	R: 0 E: 0 K: 1 S: 7 H: 0 LOB: 0 BB: 0 P: 9	R: 1 E: 0 K: 0 S: 10 H: 1 LOB: 0 BB: 0 P: 13	R: 0 E: 0 K: 0 S: 5 H: 0 LOB: 0 BB: 1 P: 11	R: 0 E: 1 K: 0 S: 7 H: 0 LOB: 0 BB: 0 P: 12	R: 0 E: 0 K: 1 S: 6 H: 0 LOB: 0 BB: 0 P: 10	R: 1 E: 0 K: 0 S: 8 H: 2 LOB: 0 BB: 0 P: 10							

PITCHER		IP	WLS	BF	H	R	ER	SO	BB	IBB	HBP	BLK	WP	HR	S	P	ERA	WHIP
Joaquin Andujar, R ERA: 3.72	(1, 1)	8.0		35	8	3	3	4	3	2	0	1	0	1	75	117	3.38	1.375
Juan Agosto, L ERA: 2.13	(9, 1)	1.0		3	0	0	0	0	0	0	0	0	0	0	7	12	0.00	0.000
Dave Smith, R ERA: 2.76	(10, 1)	2.0	L	7	2	1	1	1	0	0	0	0	0	0	14	20	4.50	1.000

PITCHER	IP	WLS	BF	H	R	ER	SO	BB	IBB	HBP	BLK	WP	HR	S	P	ERA	WHIP

Montreal Expos @ Houston Astros

Astrodome, Houston, TX

Tue Jul 05 1988, 8:05 PM EDT

Att. 13,342 - Dome - 70 F

TOP

livebaseballscorecards.com

AB	38
R	4
H	10
RBI	4
BB	5
SO	5
LOB	16

1B: 5	SF: 0	WP: 0	PA: 45
2B: 4	SAC: 2	PB: 0	
3B: 1	DP: 1	SB: 2	
HR: 1	HBP: 0	CS: 2	

Batter	1	2	3	4	5	6	7	8	9	10	11	AB	R	H	RBI	BB	SO	LOB
Gerald Young, S (1, 8) OBP: 0.339, SLG: 0.318	C X 0-1 F8 ①		X 0-0 G4-6-3 ①② 1-2f		B F B F F F X 2-2 1B			B 1 SAFE X 1-0 G4-6-3 ①② 1-2f	B B B C C C X 3-2 F7 ③			5	0	1	0	0	0	5
Rafael Ramirez, R (1, 6) OBP: 0.286, SLG: 0.356	F X 0-1 G3-1 ②		B F B F B C 3-3 K ③		P 1 SAFE P C F S 2-3 K ③			F B S C 1-3 K ③		S T B X 1-2 4-3 ①		5	0	0	0	0	3	2
Billy Hatcher, R (1, 7) OBP: 0.333, SLG: 0.374	C B F B B F X 3-2 1-3 ③			X 0-0 6-3 1B 1B		F B X 1-1 F9 ①			C X 0-1 E5 1B WP 1B	F F F F X 0-2 L9 ②		5	2	2	0	0	0	0
Glenn Davis, R (1, 3) OBP: 0.314, SLG: 0.458		C S B F F S 1-3 K ①		1 SAFE X 0-0 F7 ①		B F B B F F C 2-3 K ②			B B B C B 4-1 WP 1B BB BB	B B B B 4-0 1B BB		3	1	0	0	2	2	1
Kevin Bass, S (1, 9) OBP: 0.318, SLG: 0.384		B F S C 1-3 K ②		B C 1 SAFE 1 SAFE F B 1 SAFE X 2-2 6-3 ② 1-2		F C B X 1-2 F7 ③			L B L B F B F F X 3-2 BB WP 1B 1-2 2-3	F X 0-1 DI 1B 1-3		5	0	2	0	0	1	1
Buddy Bell, R (1, 5) OBP: 0.285, SLG: 0.241		C B C X 1-2 1B 1B		B X 1-0 FC5-4 1B 2-H		B X 1-0 F9 ①			F F B B B S 3-3 K ① 1-2 2-3 3-H	C C F B X 1-2 5-3 ③ 1-2		5	0	2	1	0	1	4
Jim Pankovits, R (1, 4) OBP: 0.306, SLG: 0.360 Craig Reynolds, L (9, PH) OBP: 0.297, SLG: 0.323 Alex Trevino, R (9, PH) OBP: 0.345, SLG: 0.333 (10, 2)		B X 1-0 1-2 1B		B B F X 2-1 FC5-4 ③ 1-2f		L B S X 1-2 5-3 ②			B B B B C S B 4-2 BB BB	C B B X 2-1 F8 ①		3 0 1	0 0 0	1 0 0	0 0 0	0 0 1	0 0 0	1 0 0
Craig Biggio, R (1, 2) OBP: 0.179, SLG: 0.259 Bill Doran, S (9, PH) OBP: 0.336, SLG: 0.326 (10, 4)		B C C S 1-3 K ③			B B B C X 3-1 F8 ①		X 0-0 5-3 ③		C F S 0-3 K ②		S B F X 1-2 B5-6-3 1B	3 2	0 0	0 1	0 0	0 1	1 3	2 3
Joaquin Andujar, S (1, 1) OBP: 0.182, SLG: 0.200 Terry Puhl, L (8, PH) OBP: 0.448, SLG: 0.371 Louie Meadows, L (8, PR) OBP: 0.292, SLG: 0.429 Juan Agosto, L (9, 1) Steve Henderson, R (9, PH) OBP: 0.333, SLG: 0.268 Dave Smith, R (10, 1)			B C B B C B 4-2 G4-6-3 BB		X 0-0 F7 ②		B B X 2-0 G4-6-3 1B	B B B B C B 4-1 1-2 2-3 3-H BB		L L X 0-2 B5-6-3 ②③ 1-2f		1 1 0 0 0 0 1	0 0 0 0 0 0 0	0 1 0 0 0 0 0	0 0 0 0 0 0 0	1 0 0 0 1 0 0	0 0 0 0 0 0 0	0 0 0 0 0 0 1
Inning Stats	R: 0 H: 0 E: 0 LOB: 0 K: 0 BB: 0 S: 8 P: 11	R: 0 H: 2 E: 0 LOB: 2 K: 3 BB: 0 S: 15 P: 20	R: 0 H: 0 E: 0 LOB: 0 K: 1 BB: 1 S: 6 P: 13	R: 1 H: 2 E: 0 LOB: 0 K: 0 BB: 0 S: 8 P: 13	R: 0 H: 1 E: 0 LOB: 1 K: 1 BB: 0 S: 12 P: 17	R: 0 H: 0 E: 0 LOB: 0 K: 1 BB: 0 S: 9 P: 13	R: 0 H: 0 E: 0 LOB: 0 K: 0 BB: 0 S: 5 P: 7	R: 0 H: 1 E: 0 LOB: 1 K: 1 BB: 0 S: 5 P: 9	R: 2 H: 2 E: 1 LOB: 3 K: 2 BB: 3 S: 21 P: 42	R: 0 H: 1 E: 0 LOB: 2 K: 0 BB: 1 S: 14 P: 20	R: 0 H: 1 E: 0 LOB: 0 K: 0 BB: 0 S: 8 P: 11	1B: 10 SF: 0 2B: 0 SAC: 0 3B: 0 DP: 3 HR: 0 HBP: 0						

PITCHER		IP	WLS	BF	H	R	ER	SO	BB	IBB	HBP	BLK	WP	HR	S	P	ERA	WHIP
Brian Holman, R ERA: 2.66	(1, 1)	8.0		31	7	3	3	7	2	0	0	0	0	0	71	110	3.38	1.125
Tim Burke, R ERA: 3.92	(9, 1)	0.1		2	1	0	0	1	0	0	0	0	1	0	9	15	0.00	3.000
Joe Hesketh, L ERA: 2.67	(9, 1)	0.1		2	0	0	0	1	1	0	0	0	0	0	5	9	0.00	3.000
Jeff Parrett, R ERA: 2.16	(9, 1)	1.1	W	7	1	0	0	0	2	0	0	0	0	0	18	31	0.00	2.250
Neal Heaton, L ERA: 5.25	(11, 1)	1.0	S	3	1	0	0	0	0	0	0	0	0	0	8	11	0.00	1.000

PITCHER	IP	WLS	BF	H	R	ER	SO	BB	IBB	HBP	BLK	WP	HR	S	P	ERA	WHIP

BOTTOM

Montreal Expos @ Houston Astros

Astrodome, Houston, TX

Tue Jul 05 1988, 8:05 PM EDT

Att. 13,342 - Dome - 70 F

livebaseballscorecards.com

AB	40
R	3
H	10
RBI	2
BB	5
SO	9
LOB	20

WP: 1	PA: 45		
PB: 0			
SB: 0			
CS: 0			

Batter	1	2	3	4	5	6	7	8	9	AB	R	H	RBI	BB	SO	LOB
Otis Nixon, S (1, 8) (9, 7) OBP: 0.308, SLG: 0.300	B L X 1-1 P6 ①		C B X 1-1 CS 1B		B B B C B 4-1 S 1B BB		C B X 1-1 F9 ③			3	1	1	0	1	0	0
Rex Hudler, R (1, 4) OBP: 0.400, SLG: 0.400	C B S F X 1-2 F7 ②		1 SAFE 1 SAFE 1 SAFE B C F X 1-2 F7 ② 1-3		1 SAFE 1 SAFE 1 SAFE B 1 B C X 2-1 S 1-H 1B			B B B C C F X 3-2 5-3 ①		4	0	1	1	0	0	1
Andres Galarraga, R (1, 3) OBP: 0.384, SLG: 0.614	B B B S X 3-1 4-3 ③		C S F B F S 1-3 K ③		C 1 SAFE B 1 SAFE S B S 2-3 K ③ 1-2			B F X 1-1 F8 ②		4	0	0	0	0	2	2
Hubie Brooks, R (1, 9) OBP: 0.302, SLG: 0.416		C B X 1-1 G3 SF8 2B		B B B C F F S 3-3 K ①		C C F B X 1-2 F7 ①		C B B B X 3-1 L9 ③		4	1	1	0	0	1	0
Joe Hesketh, R (9, 1)										0	0	0	0	0	0	0
Tim Wallach, R (1, 5) OBP: 0.315, SLG: 0.425		B B B C X 3-1 G3 ① 2-3		F B X 1-1 HR		C B C X 1-2 P9 ②			X 0-0 1-3 3B 2B	4	2	2	1	0	0	1
Mitch Webster, S (1, 7) (9, 9) OBP: 0.348, SLG: 0.300		B X 1-0 SF8 ② 3-H		C B X 1-1 4-3 ②		B C C C B F F B B 4-2 BB			X 0-0 1-3 ① 2-3	2	0	0	1	1	0	1
Nelson Santovenia, R (1, 2) OBP: 0.317, SLG: 0.393		C F H 1-2 S HBP		X 0-0 L5 ③		C B F X 2-2 P4 ③			X 0-0 3B 3-H	3	0	1	1	0	0	1
Herm Winningham, L (9, PR) (9, 8) OBP: 0.320, SLG: 0.278										0	0	0	0	0	0	0
Luis Rivera, R (1, 6) OBP: 0.264, SLG: 0.329		C F B X 1-2 F9 ③ 1-2			X 0-0 P2 ①		X 0-0 3-1 ①		P P I I 4-0 G6-3 IBB	3	0	0	0	1	0	1
Pascual Perez, R (1, 1)			C C X 0-2 P3 ①		S B F B S 2-3 K ②		C C B B C 2-3 K ②		B B X 2-0 G6-3 ② ③ 1-2f	3	0	0	0	0	2	0
Mike Fitzgerald, R (9, PH) (9, 2) OBP: 0.362, SLG: 0.347										1	0	0	0	0	0	2

TOP

Montreal Expos @ Houston Astros
Astrodome, Houston, TX
Wed Jul 06 1988, 8:05 PM EDT
Att. 13,553 - Dome - 70 F

livebaseballscorecards.com

AB	31
R	4
H	6
RBI	4
BB	3
SO	5
LOB	9

Inning Stats	1	2	3	4	5	6	7	8	9
	R: 0 E: 0 K: 0 S: 8	R: 1 E: 0 K: 0 S: 10	R: 0 E: 0 K: 1 S: 14	R: 1 E: 0 K: 1 S: 9	R: 1 E: 0 K: 2 S: 10	R: 0 E: 0 K: 0 S: 15	R: 0 E: 0 K: 1 S: 6	R: 0 E: 0 K: 0 S: 8	R: 1 E: 0 K: 0 S: 6
	H: 0 LOB: 0 BB: 0 P: 13	H: 1 LOB: 1 BB: 0 P: 17	H: 1 LOB: 0 BB: 0 P: 17	H: 1 LOB: 0 BB: 0 P: 14	H: 1 LOB: 1 BB: 1 P: 20	H: 0 LOB: 1 BB: 1 P: 22	H: 0 LOB: 0 BB: 0 P: 9	H: 0 LOB: 0 BB: 0 P: 15	H: 2 LOB: 1 BB: 1 P: 10

1B: 2	SF: 1	WP: 0
2B: 2	SAC: 0	PB: 0
3B: 1	DP: 1	SB: 3
HR: 1	HBP: 1	CS: 1

PA: 36

PITCHER		IP	WLS	BF	H	R	ER	SO	BB	IBB	HBP	BLK	WP	HR	S	P	ERA	WHIP
Jim Deshaies, L ERA: 2.91	(1, 1)	7.0	L	28	4	3	3	5	2	0	1	0	0	1	72	112	3.86	0.857
Juan Agosto, L ERA: 2.22	(8, 1)	2.0		8	2	1	1	0	0	1	0	0	0	0	14	25	4.50	1.000

PITCHER	IP	WLS	BF	H	R	ER	SO	BB	IBB	HBP	BLK	WP	HR	S	P	ERA	WHIP

Batter	1	2	3	4	5	6	7	8	9	AB	R	H	RBI	BB	SO	LOB
Gerald Young, S (1, 8) OBP: 0.338, SLG: 0.315	C F B S 1-3 ① K		B B C C B B 4-2 ③ 2B BB		X 0-0 ③ P2		B B C B F X 3-2 ③ G3 1-2			3	1	0	0	1	1	1
Juan Agosto, L (8, 1)										0	0	0	0	0	0	0
Rafael Ramirez, R (1, 6) OBP: 0.286, SLG: 0.358	B X 1-0 ② 6-3		C B X 1-1 ① 1-H 2-H 2B			C B X 1-1 ① L5		X 0-0 ① L7		4	0	1	2	0	0	0
Billy Hatcher, R (1, 7) OBP: 0.332, SLG: 0.372	C S B S 1-3 ③ K		B B X 2-0 1B			B X 1-0 ② P4		X 0-0 ② 1-3		4	0	1	0	0	1	0
(8, 8)																
Glenn Davis, R (1, 3) OBP: 0.313, SLG: 0.455		C B X 1-1 ① F8	B F C F X 1-2 ③ 5-3			X 0-0 BB 1B		B C B X 2-1 ③ L7		4	0	1	0	0	0	2
Kevin Bass, S (1, 9) OBP: 0.317, SLG: 0.380		B X 1-0 ② P4		F X 0-1 ① G3		C B C B B B 4-2 ③ 1-2 BB			X 0-0 ① F8	3	0	0	0	1	0	0
Buddy Bell, R (1, 5) OBP: 0.276, SLG: 0.232		B C C S 1-3 ③ K		C C B B F X 2-2 ② P5		X 0-0 ③ L7			B C C S 1-3 ② K	4	0	0	0	0	2	2
Jim Pankovits, R (1, 4) OBP: 0.302, SLG: 0.353			B X 1-0 ① 5-3	F B B X 2-1 ③ 6-3			B X 1-0 ① G3		B C B B X 3-1 ③ 1-3	2	0	0	0	0	0	0
Craig Reynolds, L (7, PH) OBP: 0.294, SLG: 0.320										1	0	0	0	0	0	0
(8, 4)																
Steve Henderson, R (9, PH) OBP: 0.327, SLG: 0.262										1	0	0	0	0	0	0
Craig Biggio, R (1, 2) OBP: 0.194, SLG: 0.267			F X 0-1 SH5-3 2B 1B		B X 1-0 ① 6-3		B C X 1-1 ② 6-3			3	1	1	0	0	0	0
Jim Deshaies, L (1, 1) OBP: 0.121, SLG: 0.065			X 0-0 ② SH5-3 1-2		B C B F C 2-3 ② K		F S B X 1-2 S 1B			1	0	0	0	0	1	0
Terry Puhl, L (7, PH) OBP: 0.453, SLG: 0.378										1	0	1	0	0	0	0
(8, 7)																
Inning Stats	R: 0 E: 0 K: 2 S: 7 H: 0 LOB: 0 BB: 0 P: 10	R: 0 E: 0 K: 1 S: 6 H: 0 LOB: 0 BB: 0 P: 9	R: 2 E: 0 K: 0 S: 13 H: 3 LOB: 2 BB: 1 P: 22	R: 0 E: 0 K: 0 S: 8 H: 0 LOB: 0 BB: 0 P: 12	R: 0 E: 0 K: 1 S: 5 H: 0 LOB: 0 BB: 0 P: 8	R: 0 E: 0 K: 0 S: 7 H: 1 LOB: 2 BB: 1 P: 13	R: 0 E: 0 K: 0 S: 9 H: 1 LOB: 1 BB: 0 P: 15	R: 0 E: 0 K: 0 S: 4 H: 0 LOB: 0 BB: 0 P: 6	R: 0 E: 0 K: 1 S: 6 H: 0 LOB: 0 BB: 0 P: 10	1B: 4 2B: 1 3B: 0 HR: 0 SF: 0 SAC: 1 DP: 0 HBP: 0						

PITCHER		IP	WLS	BF	H	R	ER	SO	BB	IBB	HBP	BLK	WP	HR	S	P	ERA	WHIP
Pascual Perez, R ERA: 1.73	(1, 1)	8.0	W	31	5	2	2	4	2	0	0	0	0	0	59	95	2.25	0.875
Joe Hesketh, L ERA: 2.59	(9, 1)	1.0	S	3	0	0	0	1	0	0	0	0	0	0	6	10	0.00	0.000

PITCHER	IP	WLS	BF	H	R	ER	SO	BB	IBB	HBP	BLK	WP	HR	S	P	ERA	WHIP

BOTTOM

Montreal Expos @ Houston Astros

Astrodome, Houston, TX

Wed Jul 06 1988, 8:05 PM EDT

Att. 13,553 - Dome - 70 F

livebaseballscorecards.com

AB	31
R	2
H	5
RBI	2
BB	2
SO	5
LOB	5

1B: 4	SF: 0	WP: 0	PA: 34		
2B: 1	SAC: 1	PB: 0			
3B: 0	DP: 0	SB: 1			
HR: 0	HBP: 0	CS: 0			

Montreal Expos @ Atlanta Braves

Atlanta-Fulton County Stadium, Atlanta, GA

Fri Jul 08 1988, 7:05 PM EDT

Att. 11,548 - Unknown - 95 F

TOP

livebaseballscorecards.com

Batter	1	2	3	4	5	6	7	8	9	AB	R	H	RBI	BB	SO	LOB
Otis Nixon, S (1, 8) OBP: 0.313, SLG: 0.320	K F6		1-2 2B 1-3 2-H			2-1 WP S 1B		3-1 4-3		5	0	2	1	0	1	3
Mitch Webster, S (1, 7) OBP: 0.356, SLG: 0.316	1-0 E5 1B 1B	0-2 HR	1-1 F5			4-1 1-3 BB		1-1 HBP		3	2	2	1	1	0	2
Andres Galarraga, R (1, 3) OBP: 0.384, SLG: 0.611	1-0 BLK 2B 1B 2-H	1-2 F9		1-0 G5-4-3 1B		0-3 K		2-3 K		5	1	2	1	0	2	3
Hubie Brooks, R (1, 9) OBP: 0.301, SLG: 0.416	0-2 2B 2B 1-H	1-1 1-3		2-0 G5-4-3 1-2f		0-3 K		0-1 F8		5	1	1	1	0	1	4
Tim Wallach, R (1, 5) OBP: 0.313, SLG: 0.424	0-1 1B 2B 2-H	0-0 F6		2-1 F7		0-0 5-3			0-0 F8	5	1	1	1	0	0	2
Tom Foley, L (1, 4) OBP: 0.306, SLG: 0.366	2-2 BB BB 1B 2-H		0-2 1B 2B 1B		0-0 G3		0-2 L4		3-2 F7	5	1	2	1	0	0	0
Mike Fitzgerald, R (1, 2) OBP: 0.413, SLG: 0.442	4-0 BB BB 1-2		0-1 2B 1B 1-2		2-2 1B		2-0 HR		4-1 BB	3	1	3	1	2	0	0
Luis Rivera, R (1, 6) OBP: 0.267, SLG: 0.328	4-1 BB 1-2 2-3		0-3 K		0-0 1B		1-3 K		0-1 F7	4	0	1	0	1	2	3
Bryn Smith, R (1, 1) OBP: 0.091, SLG: 0.063	1-0 F8		0-0 B2		1-3 K		2-2 6-3			4	0	0	0	0	1	6

	AB	39
	R	7
	H	14
	RBI	7
	BB	4
	SO	7
	LOB	23

Inning Stats	1	2	3	4	5	6	7	8	9
	R: 4 E: 1 K: 1 S: 18	H: 5 LOB: 3 BB: 2 P: 32	R: 1 E: 0 K: 0 S: 10	H: 1 LOB: 0 BB: 0 P: 12	R: 1 E: 0 K: 1 S: 20	H: 3 LOB: 2 BB: 0 P: 22	R: 0 E: 0 K: 0 S: 4	H: 1 LOB: 0 BB: 0 P: 9	R: 0 E: 0 K: 1 S: 9	H: 2 LOB: 1 BB: 0 P: 12
	R: 0 E: 0 K: 2 S: 10	H: 1 LOB: 2 BB: 1 P: 16	R: 1 E: 0 K: 1 S: 12	H: 1 LOB: 0 BB: 0 P: 17	R: 0 E: 0 K: 1 S: 8	H: 0 LOB: 1 BB: 0 P: 14	R: 0 E: 0 K: 0 S: 7	H: 0 LOB: 1 BB: 1 P: 14	1B: 9 2B: 3 3B: 0 HR: 2	SF: 0 SAC: 0 DP: 1 HBP: 1	WP: 1 PB: 0 SB: 1 CS: 0	PA: 44

PITCHER		IP	WLS	BF	H	R	ER	SO	BB	IBB	HBP	BLK	WP	HR	S	P	ERA	WHIP
Rick Mahler, R ERA: 3.77	(1, 1)	0.1	L	7	5	4	4	1	1	0	0	1	0	0	14	23	108.00	18.000
Charlie Puleo, R ERA: 4.14	(1, 1)	2.2		13	4	2	2	1	1	0	0	0	0	1	34	43	6.75	1.875
German Jimenez, L ERA: 9.53	(4, 1)	3.0		12	4	0	0	3	1	0	0	0	1	0	23	37	0.00	1.667
José Álvarez, R ERA: 3.67	(7, 1)	2.0		8	1	1	1	2	0	0	1	0	0	1	20	31	4.50	0.500
Ed Olwine, L ERA: 5.68	(9, 1)	1.0		4	0	0	0	0	1	0	0	0	0	0	7	14	0.00	1.000

PITCHER	IP	WLS	BF	H	R	ER	SO	BB	IBB	HBP	BLK	WP	HR	S	P	ERA	WHIP

Batter	1	2	3	4	5	6	7	8	9	AB	R	H	RBI	BB	SO	LOB
Ron Gant, R (1, 4) OBP: 0.283, SLG: 0.437	F3			5-3			F9		F7	4	0	0	0	0	0	0
Ken Oberkfell, L (1, 5) OBP: 0.317, SLG: 0.355	3-1			F6			G6-4-3 1B			3	0	1	0	0	0	0
Gerald Perry, L (1, 3) OBP: 0.372, SLG: 0.438	5-3			1-3			G6-4-3 1-2f			3	0	0	0	0	0	1
Dale Murphy, R (1, 9) OBP: 0.332, SLG: 0.431		F7			FC3-6 1B			K		3	0	1	0	0	1	0
Ken Griffey, L (1, 7) OBP: 0.304, SLG: 0.318		K			FC3-6 G5-4-3 1-2f			G5-4-3 1B		3	0	1	0	0	1	1
Andres Thomas, R (1, 6) OBP: 0.275, SLG: 0.364		K			G5-4-3 1-2f			G5-4-3 1-2f		3	0	0	0	0	1	2
Dion James, L (1, 8) OBP: 0.371, SLG: 0.360			F9			K			G3	3	0	0	0	0	1	0
Ozzie Virgil, R (1, 2) OBP: 0.273, SLG: 0.386			G6-4-3 1B			1-3			HR	3	1	2	1	0	0	0
Rick Mahler, R (1, 1) OBP: 0.179, SLG: 0.184				G6-4-3 1-2f		K			K	0	0	0	0	0	0	0
Charlie Puleo, R (1, 1) OBP: 0.286, SLG: 0.286										0	0	0	0	0	0	0
Paul Runge, R (3, PH) OBP: 0.377, SLG: 0.341										1	0	0	0	0	0	1
German Jimenez, L (4, 1) OBP: 0.500, SLG: 0.500										0	0	0	0	0	0	0
Jerry Royster, R (6, PH) OBP: 0.333, SLG: 0.333										1	0	0	0	0	1	0
José Alvarez, R (7, 1) OBP: 0.600, SLG: 0.600										0	0	0	0	0	0	0
Ed Olwine, R (9, 1)										0	0	0	0	0	0	0
Jim Morrison, R (9, PH) OBP: 0.219, SLG: 0.295										1	0	0	0	0	1	0
Inning Stats	R: 0 E: 0 K: 0 S: 7 H: 0 LOB: 0 BB: 0 P: 9	R: 0 E: 0 K: 2 S: 10 H: 0 LOB: 0 BB: 0 P: 18	R: 0 E: 0 K: 0 S: 7 H: 1 LOB: 0 BB: 0 P: 12	R: 0 E: 0 K: 0 S: 6 H: 0 LOB: 0 BB: 0 P: 9	R: 0 E: 0 K: 0 S: 4 H: 1 LOB: 0 BB: 0 P: 5	R: 0 E: 0 K: 2 S: 9 H: 0 LOB: 0 BB: 0 P: 12	R: 0 E: 0 K: 0 S: 8 H: 1 LOB: 0 BB: 0 P: 11	R: 0 E: 0 K: 1 S: 11 H: 1 LOB: 0 BB: 0 P: 16	R: 1 E: 0 K: 1 S: 10 H: 1 LOB: 0 BB: 0 P: 12	1B: 4 2B: 0 3B: 0 HR: 1 SF: 0 SAC: 0 DP: 4 HBP: 0						

PITCHER	IP	WLS	BF	H	R	ER	SO	BB	IBB	HBP	BLK	WP	HR	S	P	ERA	WHIP
Bryn Smith, R (1, 1) ERA: 3.76	9.0	W	28	5	1	1	6	0	0	0	0	0	1	72	104	1.00	0.556

PITCHER	IP	WLS	BF	H	R	ER	SO	BB	IBB	HBP	BLK	WP	HR	S	P	ERA	WHIP

BOTTOM

Montreal Expos @ Atlanta Braves

Atlanta-Fulton County Stadium, Atlanta, GA

Fri Jul 08 1988, 7:05 PM EDT

Att. 11,548 - Unknown - 95 F

livebaseballscorecards.com

AB	28
R	1
H	5
RBI	1
BB	0
SO	6
LOB	5

Montreal Expos @ Atlanta Braves

Atlanta-Fulton County Stadium, Atlanta, GA

Sat Jul 09 1988, 7:05 PM EDT

Att. 16,747 - Unknown - 91 F

TOP

livebaseballscorecards.com

Batter	1	2	3	4	5	6	7	8	9	AB	R	H	RBI	BB	SO	LOB
Otis Nixon, S (1, 8) OBP: 0.307, SLG: 0.316	1-2 1B BLK 6-3 1B	0-1 FC4 S 1B 1-2 2-3 1B		3-1 E4	1-0 ② SF8 3-H			3-2 ① F9		4	2	1	1	0	0	2
Tim Raines, S (1, 7) OBP: 0.372, SLG: 0.433	0-1 6-3 S 1B 1-3 1B	0-0 S 1B 1-2 2-H 3-H 1B		0-0 ① 5-3	2-3 ③ K			2-1 ② F9		5	2	2	2	0	1	3
Andres Galarraga, R (1, 3) OBP: 0.381, SLG: 0.613	2-3 ① K 1-2	1-3 ② K 1-2 2-3		2-2 ② F8		3-2 ① 3-1		3-2 HR		5	1	1	1	0	2	5
Hubie Brooks, R (1, 9) OBP: 0.305, SLG: 0.417 Joe Hesketh, R (8, 1) Jeff Parrett, R (9, 1)	1-1 ② 6-3 2-3 3-H	2-2 2-H 3-H 1B		1-3 ③ K		4-2 1B BB		1-2 1B		4 0 0	0 0 0	2 0 0	3 0 0	1 0 0	1 0 0	2 0 0
Tim Wallach, R (1, 5) OBP: 0.317, SLG: 0.427	1-0 3-H 1B	0-0 ③ L7			2-0 1B 2B 1B	1-2 G4-6-3 1-2 1B		0-0 ③ F8		5	1	3	1	0	0	2
Tom Foley, L (1, 4) OBP: 0.304, SLG: 0.362	1-2 ③ F5		0-0 ① F7		0-0 2B SF8 1-2 1B	2-0 ②③ G4-6-3 1-2f			1-2 ① G3	5	1	1	0	0	0	3
Nelson Santovenia, R (1, 2) OBP: 0.312, SLG: 0.378		4-0 FC4 BLK 1B BB	0-3 ② K	2-1 ① F4		2-2 ① 5-3		1-1 ② L6		4	1	0	0	1	1	2
Luis Rivera, R (1, 6) OBP: 0.273, SLG: 0.332		4-0 E 1B 1-2 BB	1-2 1B HBP	0-0 1-3 2-H 2B		1-3 ② K		1-0 ③ 4-3		3	1	1	1	1	1	0
Dennis Martinez, R (1, 1) OBP: 0.261, SLG: 0.267 Mitch Webster, S (8, 9) OBP: 0.356, SLG: 0.316		0-1 ① B5	1-0 ③ 1-3 1B	0-1 1B		1-3 ③ K				4 0	0 0	2 0	0 0	0 0	1 0	2 0

| Inning Stats | | | |

Montreal Expos @ Atlanta Braves

Atlanta-Fulton County Stadium, Atlanta, GA

Sat Jul 09 1988, 7:05 PM EDT

Att. 16,747 - Unknown - 91 F

livebaseballscorecards.com

BOTTOM

Batter	1	2	3	4	5	6	7	8	9	AB	R	H	RBI	BB	SO	LOB
Ron Gant, R (1, 4) OBP: 0.286, SLG: 0.438	0-1 F7 ①		3-2 S E 1B 2-3		1-0 1-3 ②			0-0 BLK 1B 1B		4	2	2	0	0	0	0
Ken Oberkfell, L (1, 5) OBP: 0.316, SLG: 0.353	1-2 F9 ②		3-3 K 1-2 ②		0-1 6-3 ③			3-2 5-3 BB 3-1 1B 1-H		4	1	1	1	0	1	2
Gerald Perry, L (1, 3) OBP: 0.377, SLG: 0.444	0-0 2B		2-1 E3 2-H 3-H			0-0 1B		4-0 3-1 5-3 BB 1-2		3	0	2	0	1	0	0
Dale Murphy, R (1, 9) OBP: 0.331, SLG: 0.427	0-3 K ③		4-2 BB			1-0 F3 ①		1-1 5-3 ① 1-2 2-3		3	0	0	0	1	1	4
Ken Griffey, L (1, 7) OBP: 0.297, SLG: 0.311		2-2 F7 ①	3-1 L3 ③			0-0 L8 ②		0-1 3-1 ② 2-3 3-H		4	0	0	1	0	0	4
Andres Thomas, R (1, 6) OBP: 0.274, SLG: 0.363		3-2 G4-6-3 1B		0-0 F4 ①		0-0 F4 ③		0-0 1-3 ③		4	0	1	0	0	0	2
Dion James, L (1, 8) OBP: 0.369, SLG: 0.358		0-0 G4-6-3 ② ③ 1-2f		1-0 L8 ②			1-0 G5-4-3 1B		1-2 6-3 ①	4	0	1	0	0	0	1
Ozzie Virgil, R (1, 2) OBP: 0.272, SLG: 0.388			1-0 1B E 2B	2-0 5-3 ③			2-0 G5-4-3 ① ② 1-2f		3-3 K ②	4	1	1	0	0	1	1
Pete Smith, R (1, 1) OBP: 0.080, SLG: 0.120 Rick Mahler, R (2, 1) OBP: 0.175, SLG: 0.179 Jerry Royster, R (5, PH) OBP: 0.326, SLG: 0.325 José Alvarez, R (6, 1) OBP: 0.600, SLG: 0.600 Paul Runge, R (7, PH) OBP: 0.370, SLG: 0.333 Ed Olwine, R (8, 1) Paul Assenmacher, L (9, 1) OBP: 0.500, SLG: 1.000 Ted Simmons, S (9, PH) OBP: 0.339, SLG: 0.426			3-2 L5 ①		0-1 6-3 ①			1-0 5-3 ③	1-1 4-3 ③	0 1 1 0 1 0 0 1	0 0 0 0 0 0 0 0	0 0 0 0 0 0 0 0	0 0 0 0 0 0 0 0	0 0 0 0 0 0 0 0	0 0 0 0 0 0 0 0	0 1 0 0 0 0 0 0
Inning Stats	R: 0 E: 0 K: 1 S: 11 H: 1 LOB: 1 BB: 0 P: 12	R: 0 E: 0 K: 0 S: 8 H: 1 LOB: 0 BB: 0 P: 13	R: 2 E: 1 K: 1 S: 19 H: 2 LOB: 2 BB: 1 P: 38	R: 0 E: 0 K: 0 S: 3 H: 0 LOB: 0 BB: 0 P: 6	R: 0 E: 0 K: 0 S: 5 H: 0 LOB: 0 BB: 0 P: 6	R: 0 E: 0 K: 0 S: 4 H: 1 LOB: 1 BB: 0 P: 5	R: 0 E: 0 K: 0 S: 3 H: 1 LOB: 0 BB: 0 P: 7	R: 2 E: 0 K: 0 S: 13 H: 2 LOB: 1 BB: 1 P: 21	R: 0 E: 0 K: 1 S: 9 H: 0 LOB: 0 BB: 0 P: 14	1B: 6 2B: 2 3B: 0 HR: 0	SF: 0 SAC: 0 DP: 2 HBP: 0			WP: 0 PB: 0 SB: 1 CS: 0	PA: 36		

PITCHER		IP	WLS	BF	H	R	ER	SO	BB	IBB	HBP	BLK	WP	HR	S	P	ERA	WHIP
Dennis Martinez, R ERA: 2.61	(1, 1)	7.0	W	27	6	2	0	2	1	0	0	0	0	0	53	87	0.00	1.000
Joe Hesketh, L ERA: 3.06	(8, 1)	1.0		6	2	2	2	0	1	0	0	1	0	0	13	21	18.00	3.000
Jeff Parrett, R ERA: 2.12	(9, 1)	1.0		3	0	0	0	1	0	0	0	0	0	0	9	14	0.00	0.000

PITCHER	IP	WLS	BF	H	R	ER	SO	BB	IBB	HBP	BLK	WP	HR	S	P	ERA	WHIP

Batter	1	2	3	4	5	6	7	8	9	10	11	12	13	AB	R	H	RBI	BB	SO	LOB
Otis Nixon, S (1, 8) OBP: 0.301, SLG: 0.310	C X 0-1 F8 ①		B B X 2-0 F2 ②			C B B F X 2-2 F2 ①		1 SAFE X 0-0 SH1-4 ① 1-2		C B X 1-1 1-3 1B		B X 1-0 L7 ②		5	0	1	0	0	0	0
Tim Raines, S (1, 7) OBP: 0.371, SLG: 0.431	X 0-0 F4 ②		C S B F S 1-3 K ③			F B B X 2-1 E6 CS		B S S X 1-2 CS 2-H 1B		B 1 SAFE 1 SAFE B 1 SAFE F 1 SAFE 1 SAFE C 2-2 1 SAFE X 1-3 1-2 ②		B F B S F B F X 3-2 1B		6	0	2	1	0	1	1
Andres Galarraga, R (1, 3) OBP: 0.381, SLG: 0.607	C B B X 2-1 5-3 ③			C S F B S 1-3 K ①		C F F B B B S 2-3 K ② ③ 1-2		P 1 SAFE 1 SAFE 1 SAFE B B X 3-0 FC6-4 ② 1-2 1B		I I I I 4-0 IBB		C X 0-1 F9 ③		5	0	1	0	1	2	2
Hubie Brooks, R (1, 9) OBP: 0.307, SLG: 0.421 Joe Hesketh, R (8, 1) Wallace Johnson, S (10, PH) OBP: 0.545, SLG: 0.333 Jeff Parrett, R (10, 1) Graig Nettles, L (13, PH) OBP: 0.226, SLG: 0.250 Pascual Perez, R (13, PR) Neal Heaton, L (13, 1) OBP: 0.158, SLG: 0.158		F C B B F X 1-2 1B 1B		B B B B C X 3-1 L8 ②			B X 1-0 E E 2B	X 0-0 FC6-4 ③ 1-2f		C X 0-1 F7 ③			B F S X 1-2 1B 1B	4 0 1 0 1 0 0	1 0 0 0 0 0 0	2 0 0 0 0 0 0	0 0 0 0 0 0 0	0 0 0 0 0 0 0	0 0 2 0 0 0 0	1 0 0 0 0 0 0
Tim Wallach, R (1, 5) OBP: 0.312, SLG: 0.419		S B 1 SAFE X 1-1 F8 ①		S F X 0-2 F5 ③			X 0-0 E4 FC1-5 E 2-3		C C B X 1-2 5-3 ①		F F X 0-2 F8 ①		F B F B S 2-3 K ①	6	0	0	0	0	1	3
Mike Fitzgerald, R (1, 2) OBP: 0.420, SLG: 0.448		P 1 SAFE 1 SAFE S S F B X 2-2 1-3 1B			S B C B F X 2-2 F9 ①		B S X 1-1 E6 FC1-5 1-2 3-H		C B F C 1-3 K ②		X 0-0 1B		X 0-0 E 1B 1-3 1-2 1B	6	1	3	1	0	1	1
Rex Hudler, R (1, 4) OBP: 0.368, SLG: 0.364 Tom Foley, L (8, 4) OBP: 0.309, SLG: 0.367		X 0-0 F4 ②			B C B F F X 2-2 6-3 ②		B X 1-0 FC1-5 G6-4-3 1-2 2-3f ①		B C B B X 3-1 1B		C B F S 1-3 K ②		F X 0-1 E3 1-3 1-3 2-H 1B	3 3	0 0	0 2	0 1	0 0	0 1	4 1
Luis Rivera, R (1, 6) OBP: 0.271, SLG: 0.328		C B X 1-1 L4 ③			B F B F X 2-2 1B		F F F B X 1-2 G6-4-3 ② ③ 1-2f		C C B 1 S 1-3 K ③		B X 1-0 6-3 ③		B F X 1-1 1-3 2-3 3-H ②	6	0	1	1	0	1	8
Brian Holman, R (1, 1) OBP: 0.222, SLG: 0.222 Andy McGaffigan, R (7, 1) Mitch Webster, S (8, PH) OBP: 0.354, SLG: 0.313 (8, 9)			S C C 0-3 K ①		B 1 SAFE B B F S 1 SAFE S 2-3 K ③			F B C B F F F B B 4-2 SH1-4 1B BB		X 0-0 F8 ①		F B B B B C 3-3 K ①	C B F S 1-3 K ③	2 0 3	0 0 1	0 0 0	0 0 0	0 0 1	2 0 2	1 0 2
Inning Stats	R: 0 E: 0 K: 0 S: 5 H: 0 LOB: 0 BB: 0 P: 7	R: 0 E: 0 K: 0 S: 13 H: 2 LOB: 2 BB: 0 P: 17	R: 0 E: 0 K: 2 S: 8 H: 0 LOB: 0 BB: 0 P: 11	R: 0 E: 0 K: 1 S: 9 H: 0 LOB: 0 BB: 0 P: 13	R: 0 E: 0 K: 1 S: 14 H: 1 LOB: 1 BB: 0 P: 22	R: 0 E: 1 K: 1 S: 9 H: 0 LOB: 0 BB: 0 P: 15	R: 1 E: 2 K: 0 S: 9 H: 1 LOB: 1 BB: 0 P: 13	R: 1 E: 0 K: 0 S: 11 H: 2 LOB: 1 BB: 1 P: 18	R: 0 E: 0 K: 2 S: 11 H: 1 LOB: 1 BB: 0 P: 17	R: 0 E: 0 K: 0 S: 8 H: 1 LOB: 2 BB: 1 P: 15	R: 0 E: 0 K: 1 S: 8 H: 1 LOB: 1 BB: 0 P: 10	R: 0 E: 0 K: 1 S: 12 H: 1 LOB: 1 BB: 0 P: 19	R: 2 E: 1 K: 2 S: 15 H: 3 LOB: 2 BB: 0 P: 20	1B: 12 2B: 1 3B: 0 HR: 0	SF: 0 SAC: 1 DP: 1 HBP: 0	WP: 0 PB: 0 SB: 0 CS: 2	PA: 54			

PITCHER		IP	WLS	BF	H	R	ER	SO	BB	IBB	HBP	BLK	WP	HR	S	P	ERA	WHIP
Tom Glavine, L ERA: 5.38	(1, 1)	7.0		26	4	1	1	5	0	0	0	0	0	0	67	98	1.29	0.571
Paul Assenmacher, L ERA: 3.83	(8, 1)	0.1		3	1	1	1	0	1	0	0	0	0	0	8	13	27.00	6.000
José Álvarez, R ERA: 3.3	(8, 1)	2.2		11	3	0	0	2	0	1	0	0	0	0	22	37	0.00	1.125
Charlie Puleo, R ERA: 4.01	(11, 1)	2.0		8	2	0	0	2	0	0	0	0	0	0	20	29	0.00	1.000
Bruce Sutter, R ERA: 3.57	(13, 1)	1.0	L	6	3	2	2	2	0	0	0	0	0	0	15	20	18.00	3.000

PITCHER	IP	WLS	BF	H	R	ER	SO	BB	IBB	HBP	BLK	WP	HR	S	P	ERA	WHIP

Montreal Expos @ Atlanta Braves

Atlanta-Fulton County Stadium, Atlanta, GA

Sun Jul 10 1988, 3:33 AM EDT

Att. 23,333 - Sunny - 95 F

TOP

livebaseballscorecards.com

AB	51
R	4
H	13
RBI	4
BB	2
SO	11
LOB	26

Batter	1	2	3	4	5	6	7	8	9	10	11	12	13	AB	R	H	RBI	BB	SO	LOB
Ron Gant, R (1, 4) OBP: 0.284, SLG: 0.432	C B B X 2-1 F5 ①		C X 0-1 F9 ②			F X 0-1 L8 ①		X 0-0 SH5-4 1B 1B		B X 1-0 6-3 ③		F B S B B X 3-2 F6 ③		6	1	1	0	0	0	1
Ken Oberkfell, L (1, 5) OBP: 0.312, SLG: 0.347	C B B B X 3-1 F8 ②		X 0-0 F9 ③			B F B C B X 3-2 4-3 ②		L 1 SAFE X 0-1 SH5-4 ① 1-2			C B X 1-1 4-3 ①		F X 0-1 F7 ①	5	0	0	0	0	0	0
Gerald Perry, L (1, 3) OBP: 0.380, SLG: 0.443	B X 1-0 F7 ③			F B B B B F X 3-2 4-3 ①		C B B B B B 4-1 FC6-4 BB		F B C F X 1-2 G6-3 1B 2-H			X 0-0 S 1B 1B		X 0-0 B1-3 ②	5	0	2	1	1	0	0
Dale Murphy, R (1, 9) OBP: 0.329, SLG: 0.422		F C X 0-2 L7 ①		B B X 2-0 F7 ②		1 SAFE P 1 SAFE P X 2-0 FC6-4 ③ 1-2f		1 SAFE X 0-0 G6-3 ② ③ 1-2f			1 SAFE 1 SAFE 1 SAFE F 1 SAFE 1 SAFE F 1 SAFE B 1-2 X ② 1-H 1B		C S F B S 1-3 K ③	6	0	1	0	0	1	2
Ken Griffey, L (1, 7) OBP: 0.305, SLG: 0.311	C B F B B B 4-2 1B BB			B B X 2-0 L8 ③			B B C X 2-1 1B BLK 1B		C S B F B S 2-3 K ①		I I I I 4-0 IBB			3	1	1	0	2	1	0
Andres Thomas, R (1, 6) OBP: 0.276, SLG: 0.363	B X 1-0 FC6 1B 1-2		C X 0-1 6-3 ①				B B F F B X 3-2 4-3 BLK 1B 1-3		B B F B F S 3-3 K ②		B S B B F S 3-3 K ③			5	0	2	0	0	2	2
Dion James, L (1, 8) OBP: 0.370, SLG: 0.356	B B X 2-0 F8 ②		B F B C X 2-2 1B 1B				1 SAFE B S 1 S F B X 2-2 4-3 ① 1-3 3-H		C F X 0-2 6-3 ③			B B B C B 4-1 SH3-4 BB		4	0	1	0	1	0	3
Bruce Benedict, R (1, 2) OBP: 0.310, SLG: 0.308	B B X 2-0 FC6 ③ 1-2f		B 1 SAFE F X 1-1 FC6-4 ② 1-3 1B				P B P C F S 3-3 K ②			B C C X 1-2 5-3 ①		1 SAFE X 0-0 SH3-4 ① 1-2		4	0	1	0	0	1	3
Tom Glavine, L (1, 1) OBP: 0.281, SLG: 0.290 Ted Simmons, S (7, PH) OBP: 0.333, SLG: 0.419 Paul Assenmacher, L (8, 1) OBP: 0.500, SLG: 1.000 José Alvarez, R (8, 1) OBP: 0.600, SLG: 0.600 Jim Morrison, R (10, PH) OBP: 0.214, SLG: 0.292 Charlie Puleo, R (11, 1) OBP: 0.286, SLG: 0.286 Paul Runge, R (12, PH) OBP: 0.364, SLG: 0.326 Bruce Sutter, R (13, 1)			F S X 0-2 4-3 ①			X 0-0 FC6-4 ③ 1-2f		X 0-0 F5 ③			B B F C C S 0-3 K2-3 ②		B B F C C 2-3 K ②	2 1 0 0 0 1 0 1	0 0 0 0 0 0 0 0	0 0 0 0 0 0 0 0	0 0 0 0 0 1 0 1	0 0 0 0 0 0 0 1	0 1 0 0 0 0 0 1	1 1 0 0 0 0 0 0
Inning Stats	R: 0 H: 0 E: 0 LOB: 0 K: 0 BB: 0 S: 5 P: 11	R: 0 H: 1 E: 0 LOB: 2 K: 0 BB: 1 S: 8 P: 17	R: 0 H: 0 E: 0 LOB: 0 K: 0 BB: 0 S: 6 P: 6	R: 0 H: 0 E: 0 LOB: 0 K: 0 BB: 0 S: 5 P: 12	R: 0 H: 0 E: 0 LOB: 0 K: 0 BB: 0 S: 8 P: 11	R: 0 H: 0 E: 0 LOB: 1 K: 0 BB: 1 S: 9 P: 16	R: 1 H: 2 E: 0 LOB: 1 K: 1 BB: 0 S: 15 P: 23	R: 1 H: 2 E: 0 LOB: 0 K: 0 BB: 0 S: 8 P: 9	R: 0 H: 0 E: 0 LOB: 0 K: 2 BB: 0 S: 11 P: 16	R: 0 H: 0 E: 0 LOB: 0 K: 1 BB: 0 S: 7 P: 9	R: 0 H: 2 E: 0 LOB: 2 K: 1 BB: 1 S: 9 P: 18	R: 0 H: 0 E: 0 LOB: 1 K: 1 BB: 1 S: 8 P: 17	R: 0 H: 0 E: 0 LOB: 0 K: 1 BB: 0 S: 7 P: 8	1B: 9 SF: 0 2B: 0 SAC: 2 3B: 0 DP: 1 HR: 0 HBP: 0			WP: 0 PA: 49 PB: 0 SB: 1 CS: 0			

PITCHER		IP	WLS	BF	H	R	ER	SO	BB	IBB	HBP	BLK	WP	HR	S	P	ERA	WHIP
Brian Holman, R ERA: 2.39	(1, 1)	6.0		24	5	1	1	0	2	0	0	0	0	0	46	83	1.50	1.167
Andy McGaffigan, R ERA: 3.42	(7, 1)	1.0		3	0	0	0	1	0	0	0	1	0	0	10	13	0.00	0.000
Joe Hesketh, L ERA: 3.15	(8, 1)	2.0		7	2	1	1	2	0	0	0	0	0	0	19	25	4.50	1.000
Jeff Parrett, R ERA: 2.02	(10, 1)	3.0	W	12	2	0	0	3	1	1	0	0	0	0	24	44	0.00	1.000
Neal Heaton, L ERA: 5.18	(13, 1)	1.0	S	3	0	0	0	1	0	0	0	0	0	0	7	8	0.00	0.000

PITCHER	IP	WLS	BF	H	R	ER	SO	BB	IBB	HBP	BLK	WP	HR	S	P	ERA	WHIP

BOTTOM

Montreal Expos @ Atlanta Braves

Atlanta-Fulton County Stadium, Atlanta, GA

Sun Jul 10 1988, 3:33 AM EDT

Att. 23,333 - Sunny - 95 F

livebaseballscorecards.com

AB	43
R	2
H	9
RBI	1
BB	4
SO	7
LOB	14

Batter	1	2	3	4	5	6	7	8	9	10	AB	R	H	RBI	BB	SO	LOB
Barry Larkin, R (1, 6) OBP: 0.352, SLG: 0.439	F9		F8			5-3			F3		4	0	0	0	0	0	0
Kal Daniels, L (1, 7) OBP: 0.417, SLG: 0.461	E BB		K			4-3			F7		3	0	0	0	1	1	0
Chris Sabo, R (1, 5) OBP: 0.351, SLG: 0.521	E6 G3-6-1 1-2			CS 1B			L8		K		4	0	1	0	0	1	1
Paul O'Neill, L (1, 9) OBP: 0.313, SLG: 0.414	G3-6-1 1-2f			F8 1-2			6-3 2B			K	4	0	1	0	0	1	3
Eric Davis, R (1, 8) OBP: 0.324, SLG: 0.440		6-3		F8	K		6-3 2-3			2-3	4	0	0	0	0	0	1
Nick Esasky, R (1, 3) OBP: 0.332, SLG: 0.414		F4					F8			F3	4	0	0	0	0	1	1
Bo Diaz, R (1, 2) OBP: 0.241, SLG: 0.338		1B		F7				E6 CS			3	0	1	0	0	0	0
Herm Winningham, L (8, PR) OBP: 0.320, SLG: 0.278											0	0	0	0	0	0	0
Jeff Reed, L (8, 2) OBP: 0.292, SLG: 0.276											0	0	0	0	0	0	0
Jeff Treadway, L (1, 4) OBP: 0.328, SLG: 0.370		G3		G3				F7 1-2			3	0	0	0	0	0	2
Danny Jackson, R (1, 1) OBP: 0.125, SLG: 0.149			K			K		B1-3			3	0	0	0	0	2	1
Inning Stats	R: 0 E: 1 K: 0 S: 8 H: 0 LOB: 1 BB: 0 P: 14	R: 0 E: 0 K: 0 S: 8 H: 1 LOB: 1 BB: 0 P: 14	R: 0 E: 0 K: 2 S: 7 H: 0 LOB: 0 BB: 0 P: 10	R: 0 E: 0 K: 0 S: 8 H: 1 LOB: 0 BB: 0 P: 12	R: 0 E: 0 K: 1 S: 9 H: 0 LOB: 0 BB: 0 P: 13	R: 0 E: 0 K: 1 S: 8 H: 0 LOB: 0 BB: 0 P: 12	R: 0 E: 0 K: 0 S: 9 H: 1 LOB: 1 BB: 0 P: 16	R: 0 E: 1 K: 0 S: 7 H: 0 LOB: 1 BB: 0 P: 9	R: 0 E: 0 K: 1 S: 8 H: 0 LOB: 0 BB: 0 P: 12	R: 0 E: 0 K: 1 S: 8 H: 0 LOB: 0 BB: 0 P: 13	1B: 2 2B: 1 3B: 0 HR: 0 SF: 0 SAC: 0 DP: 1 HBP: 0						

PITCHER		IP	WLS	BF	H	R	ER	SO	BB	IBB	HBP	BLK	WP	HR	S	P	ERA	WHIP
Pascual Perez, R ERA: 1.58	(1, 1)	8.0		27	3	0	0	4	1	0	0	0	0	0	64	100	0.00	0.500
Jeff Parrett, R ERA: 1.96	(9, 1)	2.0	W	6	0	0	0	2	0	0	0	0	0	0	16	25	0.00	0.000

PITCHER	IP	WLS	BF	H	R	ER	SO	BB	IBB	HBP	BLK	WP	HR	S	P	ERA	WHIP

TOP

Cincinnati Reds @ Montreal Expos

Olympic Stadium, Montreal, QB

Thu Jul 14 1988, 7:05 PM EDT

Att. 28,813 - Dome - 70 F

livebaseballscorecards.com

AB	32
R	0
H	3
RBI	0
BB	1
SO	6
LOB	9

Batter	1	2	3	4	5	6	7	8	9	10	AB	R	H	RBI	BB	SO	LOB
Otis Nixon, S (1, 8) OBP: 0.289, SLG: 0.295	C F B S 1-3 ① K		X 0-0 ③ 5-3			C X 0-1 ② B1-3		X 0-0 ③ G3			4	0	0	0	0	1	0
Tim Raines, S (1, 7) OBP: 0.370, SLG: 0.428	C F B F F B X 2-2 ② 5-3			B B X 2-0 ① F9		B X 1-0 1B 1B			F B F F C 1-3 ① K		4	0	1	0	0	1	0
Andres Galarraga, R (1, 3) OBP: 0.379, SLG: 0.603	C B B S B X 3-2 ③ 4-3			C B S X 1-2 ② 1-3		X 0-0 1-2 1B			B B F X 2-1 ② 6-3		4	0	1	0	0	0	0
Hubie Brooks, R (1, 9) OBP: 0.306, SLG: 0.419		C C X 0-2 ① 4-3		B S F S 1-3 ③ K		C B X 1-1 ③ 5-3			X 0-0 1B		4	0	1	0	0	1	2
Tim Wallach, R (1, 5) OBP: 0.311, SLG: 0.417		S C X 0-2 ② F7			F S B X 1-2 FC4-6 1B		C B S F C 1-3 ① K		F B B S 1-3 ③ K		4	0	1	0	0	2	1
Nelson Santovenia, R (1, 2) OBP: 0.310, SLG: 0.374		X 0-0 1B			B X 1-0 ① L7		C C X 0-2 ② 4-3			B C F X 1-2 ① 6-3	4	0	1	0	0	0	1
Rex Hudler, R (1, 4) OBP: 0.333, SLG: 0.324	C B F B X 2-2 ③ F8				X 0-0 ② FC4-6 S 1-2f		L B F B F B F S 3-3 ③ K			F F F F B B S 2-3 K 3B	4	1	0	0	0	2	2
Luis Rivera, R (1, 6) OBP: 0.271, SLG: 0.335			C F B X 1-2 ① L9		1 SAFE B S X 1-1 ③ F8 1-2			B S S X 1-2 ① 6-3		B X 1-0 1-H 3B	4	0	1	1	0	0	1
Pascual Perez, R (1, 1) Tracy Jones, R (8, PH) OBP: 0.301, SLG: 0.274 Jeff Parrett, R (9, 1)			X 0-0 ② G3			C B F S 1-3 ① K		B B C F X 2-2 ② 1-3			2 1 0	0 0 0	0 0 0	0 0 0	0 0 0	1 0 0	0 0 0
Inning Stats	R: 0 H: 0 E: 0 LOB: 0 K: 1 BB: 0 S: 11 P: 17	R: 0 H: 1 E: 0 LOB: 1 K: 0 BB: 0 S: 10 P: 12	R: 0 H: 0 E: 0 LOB: 0 K: 0 BB: 0 S: 5 P: 6	R: 0 H: 0 E: 0 LOB: 0 K: 1 BB: 0 S: 7 P: 11	R: 0 H: 1 E: 0 LOB: 1 K: 0 BB: 0 S: 7 P: 10	R: 0 H: 2 E: 0 LOB: 2 K: 1 BB: 0 S: 9 P: 12	R: 0 H: 0 E: 0 LOB: 0 K: 2 BB: 0 S: 12 P: 16	R: 0 H: 0 E: 0 LOB: 0 K: 0 BB: 0 S: 7 P: 10	R: 0 H: 1 E: 0 LOB: 1 K: 2 BB: 0 S: 10 P: 14	R: 1 H: 1 E: 0 LOB: 1 K: 1 BB: 0 S: 9 P: 13	1B: 5 SF: 0 2B: 0 SAC: 0 3B: 1 DP: 0 HR: 0 HBP: 0						

PITCHER	IP	WLS	BF	H	R	ER	SO	BB	IBB	HBP	BLK	WP	HR	S	P	ERA	WHIP
Danny Jackson, L (1, 1) ERA: 3.11	9.1	L	35	6	1	1	8	0	0	0	0	1	0	87	121	0.96	0.643

PITCHER	IP	WLS	BF	H	R	ER	SO	BB	IBB	HBP	BLK	WP	HR	S	P	ERA	WHIP

BOTTOM

Cincinnati Reds @ Montreal Expos

Olympic Stadium, Montreal, QB

Thu Jul 14 1988, 7:05 PM EDT

Att. 28,813 - Dome - 70 F

livebaseballscorecards.com

AB	35
R	1
H	6
RBI	1
BB	0
SO	8
LOB	7

WP: 1 PA: 35
PB: 0
SB: 1
CS: 0

Batter	1	2	3	4	5	6	7	8	9	AB	R	H	RBI	BB	SO	LOB
Barry Larkin, R (1, 6) OBP: 0.355, SLG: 0.439	B B B C C B 4-2 S BB		C X 0-1 ③ 4-3			C X 0-1 ① 4-3		B C X 1-1 SH3-4 BB FC3-2 1B	C F X 0-2 1B SF7 1B	4	1	2	0	1	0	0
Kal Daniels, L (1, 7) OBP: 0.419, SLG: 0.462	F 1 SAFE C F B S 1-3 ① K 1-2			S B S S 1-3 ① K		S X 0-1 4-3 1B		1 SAFE 1 SAFE B B B B 4-0 FC3-2 SH3-4 HR 1-2 BB	P P B X 3-0 SF7 1B 1-3 1B	4	2	2	0	1	2	1
Chris Sabo, R (1, 5) OBP: 0.350, SLG: 0.519	B S X 1-1 ② 6-3			X 0-0 CS 1B		1 SAFE B P 1 SAFE F 1 B X 3-1 ② 4-3 1-2		X 0-0 ① SH3-4 1-2 2-3	X 0-0 ② SF7 1-2 3-H	3	0	1	1	0	0	2
Paul O'Neill, L (1, 9) OBP: 0.314, SLG: 0.414	C B X 1-1 ③ 4-3			1 SAFE 1 SAFE P P B S X 3-1 ② 1B S 1-2 1B		X 0-0 ③ F8		F B B X 2-1 ② FC3-2 HR 2-3 3-H	B F B B X 3-1 2-H 1B	5	1	2	1	0	0	4
Eric Davis, R (1, 8) OBP: 0.326, SLG: 0.451		C B B F X 2-2 ① F8		S C 1 SAFE B B X 2-2 S 1-3 1B			C B B F B S 3-3 ① K	B 1 X 1-0 1-H 3-H HR	B C F F B S 2-3 ③ K	5	1	2	3	0	2	1
Nick Esasky, R (1, 3) OBP: 0.331, SLG: 0.408		C C B S 1-3 ② K		B S S S B B S 3-3 ③ K 1-2			F B S X 1-2 ② 6-3	S F B B F B B 4-2 1B BB		3	0	0	0	1	2	2
Bo Diaz, R (1, 2) OBP: 0.241, SLG: 0.336 John Franco, L (8, 1)		B F X 1-1 ③ F8			X 0-0 ① 6-3		B B C X 2-1 E5 3B	X 0-0 1-2 1B		4 0	1 0	1 0	0 0	0 0	0 0	0 0
Jeff Treadway, L (1, 4) OBP: 0.328, SLG: 0.378 Dave Concepcion, R (8, PH) OBP: 0.265, SLG: 0.243 (8, 4)		C F X 0-2 ① L7			B X 1-0 ② L7		B F F X 1-2 1-H 3B	B B C S B S 3-3 ③ K		3 1	0 0	1 0	1 0	0 0	0 1	0 2
Jose Rijo, R (1, 1) Jeff Reed, L (8, 2) OBP: 0.290, SLG: 0.274		C S S 0-3 ② K			X 0-0 ③ G3		M S X 0-2 ③ 6-3		B C B X 2-1 ① L7	3 0	0 0	0 0	0 0	0 0	1 0	1 0
Inning Stats	R: 0 E: 0 K: 1 S: 10 H: 0 LOB: 1 BB: 1 P: 17	R: 0 E: 0 K: 1 S: 8 H: 0 LOB: 0 BB: 0 P: 12	R: 0 E: 0 K: 1 S: 8 H: 0 LOB: 0 BB: 0 P: 8	R: 0 E: 0 K: 2 S: 14 H: 3 LOB: 2 BB: 0 P: 21	R: 0 E: 0 K: 0 S: 3 H: 0 LOB: 0 BB: 0 P: 4	R: 0 E: 0 K: 0 S: 8 H: 1 LOB: 1 BB: 0 P: 10	R: 1 E: 1 K: 1 S: 15 H: 1 LOB: 1 BB: 0 P: 22	R: 3 E: 0 K: 1 S: 13 H: 3 LOB: 2 BB: 2 P: 28	R: 2 E: 0 K: 1 S: 15 H: 3 LOB: 1 BB: 0 P: 23	1B: 9 2B: 0 3B: 1 HR: 1 SF: 1 SAC: 1 DP: 0 HBP: 0						

TOP

Cincinnati Reds @ Montreal Expos

Olympic Stadium, Montreal, QB

Fri Jul 15 1988, 7:05 PM EDT

Att. 22,184 - Dome - 70 F

livebaseballscorecards.com

AB	35
R	6
H	11
RBI	6
BB	3
SO	8
LOB	13

WP: 0 PB: 0 SB: 3 CS: 1 PA: 41

PITCHER		IP	WLS	BF	H	R	ER	SO	BB	IBB	HBP	BLK	WP	HR	S	P	ERA	WHIP
John Dopson, R ERA: 2.84	(1, 1)	7.0		27	5	1	0	6	1	0	0	0	0	0	66	94	0.00	0.857
Jeff Parrett, R ERA: 2.35	(8, 1)	0.2	L	7	3	3	3	0	2	0	0	0	0	1	10	22	40.50	7.500
Joe Hesketh, L ERA: 3.12	(8, 1)	0.1		1	0	0	0	1	0	0	0	0	0	0	3	6	0.00	0.000
Tim Burke, R ERA: 4.23	(9, 1)	1.0		6	3	2	2	1	0	0	0	0	0	0	15	23	18.00	3.000

PITCHER	IP	WLS	BF	H	R	ER	SO	BB	IBB	HBP	BLK	WP	HR	S	P	ERA	WHIP

Cincinnati Reds @ Montreal Expos

Olympic Stadium, Montreal, QB

Fri Jul 15 1988, 7:05 PM EDT

Att. 22,184 - Dome - 70 F

livebaseballscorecards.com

BOTTOM

Batter	1	2	3	4	5	6	7	8	9	AB	R	H	RBI	BB	SO	LOB
Otis Nixon, S (1, 8) OBP: 0.277, SLG: 0.283	6-3		4-3			4-3		K		4	0	0	0	0	1	1
Tim Raines, S (1, 7) OBP: 0.371, SLG: 0.432	FC4-6 1B			F7			E 2B		K	4	1	2	0	0	1	0
Andres Galarraga, R (1, 3) OBP: 0.378, SLG: 0.608	FC4-6 1-2f			K			FC6 4-3 1B 2-H		HR	4	2	1	1	0	1	1
Hubie Brooks, R (1, 9) OBP: 0.303, SLG: 0.414	K			6-3			4-3 2-3		F8	4	0	0	0	0	1	2
Tim Wallach, R (1, 5) OBP: 0.313, SLG: 0.416		F9			5-3		CS 1B 3-H		BB	3	0	1	1	1	0	0
Tom Foley, L (1, 4) OBP: 0.305, SLG: 0.361		G3			F7		K 1-2		F4	3	0	0	0	0	1	1
Rex Hudler, R (9, PH) OBP: 0.326, SLG: 0.316										1	0	0	0	0	0	1
Nelson Santovenia, R (1, 2) OBP: 0.303, SLG: 0.364	K			F7			1-3			3	0	0	0	0	1	0
Luis Rivera, R (1, 6) OBP: 0.268, SLG: 0.331			6-3			F7		K		3	0	0	0	0	1	0
John Dopson, L (1, 1) OBP: 0.120, SLG: 0.083			K			K		BB		2	0	0	0	0	2	0
Jeff Parrett, R (8, 1)										0	0	0	0	0	0	0
Joe Hesketh, R (8, 1)										0	0	0	0	0	0	0
Tracy Jones, R (8, PH) OBP: 0.309, SLG: 0.274										0	0	0	0	1	0	0
Tim Burke, R (9, 1)										0	0	0	0	0	0	0
Inning Stats	R: 0 E: 0 K: 1 S: 12 H: 1 LOB: 1 BB: 0 P: 16	R: 0 E: 0 K: 1 S: 7 H: 0 LOB: 0 BB: 0 P: 8	R: 0 E: 0 K: 1 S: 8 H: 0 LOB: 0 BB: 0 P: 14	R: 0 E: 0 K: 1 S: 5 H: 0 LOB: 0 BB: 0 P: 7	R: 0 E: 0 K: 0 S: 11 H: 0 LOB: 0 BB: 0 P: 14	R: 0 E: 0 K: 1 S: 6 H: 0 LOB: 0 BB: 0 P: 6	R: 2 E: 1 K: 1 S: 12 H: 2 LOB: 1 BB: 0 P: 14	R: 0 E: 0 K: 2 S: 10 H: 0 LOB: 1 BB: 1 P: 17	R: 1 E: 0 K: 1 S: 10 H: 1 LOB: 1 BB: 1 P: 20							

AB	31
R	3
H	4
RBI	2
BB	2
SO	9
LOB	6

	1B	SF	WP	PA
	2	0	0	33
	2B	SAC	PB	
	2	0	0	
	3B	DP	SB	
	0	1	0	
	HR	HBP	CS	
	1	0	1	

PITCHER		IP	WLS	BF	H	R	ER	SO	BB	IBB	HBP	BLK	WP	HR	S	P	ERA	WHIP
Jose Rijo, R ERA: 2.58	(1, 1)	7.0	W	24	3	2	1	6	0	0	0	0	0	0	61	79	1.29	0.429
John Franco, L ERA: 1.85	(8, 1)	2.0	S	9	1	1	1	3	2	0	0	0	0	1	20	37	4.50	1.500

PITCHER	IP	WLS	BF	H	R	ER	SO	BB	IBB	HBP	BLK	WP	HR	S	P	ERA	WHIP

Batter	1	2	3	4	5	6	7	8	9	AB	R	H	RBI	BB	SO	LOB
Barry Larkin, R (1, 6) OBP: 0.351, SLG: 0.434	F2		6-3		4-3			F8		4	0	0	0	0	0	1
Chris Sabo, R (1, 5) OBP: 0.346, SLG: 0.512	F8		K			F7		5-3		4	0	0	0	0	1	1
Kal Daniels, L (1, 7) OBP: 0.417, SLG: 0.459	1B			K		F7			F7	4	0	1	0	0	1	0
Eric Davis, R (1, 8) OBP: 0.328, SLG: 0.451	FC6 1-2			G3		F7			K	4	0	2	0	0	1	0
Paul O'Neill, L (1, 9) OBP: 0.313, SLG: 0.412	FC6 1-2f			G3 1-2			F8		1B	4	0	1	0	0	0	3
Nick Esasky, R (1, 3) OBP: 0.325, SLG: 0.400		F8		F4			F8		5-3	4	0	0	0	0	0	2
Bo Diaz, R (1, 2) OBP: 0.243, SLG: 0.349		L6			HR		F8			3	1	1	1	0	0	0
Jeff Treadway, L (1, 4) OBP: 0.328, SLG: 0.377		K			F8			1B		3	0	1	0	0	1	0
Tom Browning, L (1, 1) OBP: 0.200, SLG: 0.190			K		F7			F5		2	0	0	0	0	1	0
Rob Dibble, L (6, 1)										0	0	0	0	0	0	0
Eddie Milner, L (8, PH) OBP: 0.256, SLG: 0.222										1	0	0	0	0	0	1
Frank Williams, R (8, 1)										0	0	0	0	0	0	0
Inning Stats	R: 0 E: 0 K: 0 S: 8 H: 2 LOB: 2 BB: 0 P: 12	R: 0 E: 0 K: 1 S: 10 H: 0 LOB: 0 BB: 0 P: 16	R: 0 E: 0 K: 2 S: 9 H: 0 LOB: 0 BB: 0 P: 13	R: 0 E: 0 K: 1 S: 11 H: 1 LOB: 1 BB: 0 P: 13	R: 1 E: 0 K: 0 S: 8 H: 1 LOB: 0 BB: 0 P: 9	R: 0 E: 0 K: 0 S: 7 H: 0 LOB: 0 BB: 0 P: 8	R: 0 E: 0 K: 0 S: 8 H: 0 LOB: 0 BB: 0 P: 9	R: 0 E: 0 K: 0 S: 11 H: 1 LOB: 1 BB: 0 P: 14	R: 0 E: 0 K: 1 S: 8 H: 1 LOB: 1 BB: 0 P: 12	1B: 5 2B: 0 3B: 0 HR: 1 SF: 0 SAC: 0 DP: 0 HBP: 0						

PITCHER	IP	WLS	BF	H	R	ER	SO	BB	IBB	HBP	BLK	WP	HR	S	P	ERA	WHIP
Dennis Martinez, R (1, 1) ERA: 2.51	9.0	W	33	6	1	1	5	0	0	0	0	0	1	80	106	1.00	0.667

PITCHER	IP	WLS	BF	H	R	ER	SO	BB	IBB	HBP	BLK	WP	HR	S	P	ERA	WHIP

TOP

Cincinnati Reds @ Montreal Expos

Olympic Stadium, Montreal, QB

Sat Jul 16 1988, 7:05 PM EDT

Att. 26,288 - Dome - 70 F

livebaseballscorecards.com

AB	33
R	1
H	6
RBI	1
BB	0
SO	5
LOB	8

PA: 33

Cincinnati Reds @ Montreal Expos

Olympic Stadium, Montreal, QB

Sat Jul 16 1988, 7:05 PM EDT

Att. 26,288 - Dome - 70 F

BOTTOM

livebaseballscorecards.com

Batter	1	2	3	4	5	6	7	8	9	AB	R	H	RBI	BB	SO	LOB
Otis Nixon, S (1, 8) OBP: 0.286, SLG: 0.277	B B C B C S 3-3 ① K	B B B C F B 4-2 1-2 2-3 3-H BB			B S C F B X 2-2 ② F8		C C B F B B B 4-2 E S HR BB			2	1	0	1	2	1	0
Tim Raines, S (1, 7) OBP: 0.376, SLG: 0.460	C B X 1-1 S 2B	X 0-0 ② ③ 7-2 3-Hf			C X 0-1 HR		1 SAFE C X 0-1 1-H HR			4	2	3	3	0	0	3
Andres Galarraga, R (1, 3) OBP: 0.377, SLG: 0.607	B B X 2-0 ② 4-3		B C X 1-1 ① 6-3		B X 1-0 HR 2B		F B S B C 2-3 ① K			4	1	1	0	0	1	1
Hubie Brooks, R (1, 9) OBP: 0.305, SLG: 0.422	B B B B 4-0 2-3 BB		B B B C T T X 3-2 ② F3		F 2 SAFE X 0-1 2-H HR		B C F X 1-2 ② F9			3	1	1	2	1	0	0
Tim Wallach, R (1, 5) OBP: 0.310, SLG: 0.412	F F C 0-3 ③ K		F S B F X 1-2 ③ F7		C B X 1-1 ③ F8		F B B C S 2-3 ③ K			4	0	0	0	0	2	2
Nelson Santovenia, R (1, 2) OBP: 0.309, SLG: 0.377		S B B B X 3-1 HBP 1B BB 1B		X 0-0 ① 5-3		B C S S 1-3 ① K		C B X 1-1 2B		4	1	2	0	0	1	0
Rex Hudler, R (1, 4) OBP: 0.311, SLG: 0.300 Tom Foley, L (6, PH) OBP: 0.307, SLG: 0.359 (7, 4)		X 0-0 ① B5		B S F X 2-2 ② 6-3		S B B B F B B 4-2 PB BB		C X 0-1 ① F7		2 1	0 0	0 0	0 0	0 1	0 0	1 1
Luis Rivera, R (1, 6) OBP: 0.267, SLG: 0.329		C 1 SAFE B B X 2-1 BB HBP 1-2 7-2 1B		B X 1-0 ③ F9		B X 1-0 ② F8		B X 1-0 ② F8		4	0	1	0	0	0	2
Dennis Martinez, R (1, 1) OBP: 0.260, SLG: 0.250		H 1-0 BB 1-2 2-3 HBP		X 0-0 ① L4		F F B F B F X 2-2 ③ 4-3 1-2		B S X 1-1 ③ 1-3		3	0	0	0	0	0	2
Inning Stats	R: 0 E: 0 K: 2 S: 9 H: 1 LOB: 2 BB: 1 P: 19	R: 1 E: 0 K: 0 S: 8 H: 2 LOB: 2 BB: 1 P: 18	R: 0 E: 0 K: 0 S: 10 H: 0 LOB: 0 BB: 0 P: 15	R: 0 E: 0 K: 0 S: 5 H: 0 LOB: 0 BB: 0 P: 8	R: 3 E: 0 K: 0 S: 12 H: 3 LOB: 0 BB: 0 P: 16	R: 0 E: 0 K: 1 S: 11 H: 0 LOB: 1 BB: 1 P: 19	R: 2 E: 0 K: 2 S: 14 H: 1 LOB: 0 BB: 1 P: 23	R: 0 E: 0 K: 0 S: 7 H: 1 LOB: 1 BB: 0 P: 10		1B: 2 2B: 4 3B: 0 HR: 3	SF: 0 SAC: 0 DP: 1 HBP: 1					

	AB	31
	R	6
	H	8
	RBI	6
	BB	4
	SO	5
	LOB	12

WP: 0 PB: 1 SB: 2 CS: 0 PA: 36

PITCHER		IP	WLS	BF	H	R	ER	SO	BB	IBB	HBP	BLK	WP	HR	S	P	ERA	WHIP
Tom Browning, L ERA: 3.53	(1, 1)	5.0	L	23	6	4	4	2	2	0	1	0	0	2	44	76	7.20	1.600
Rob Dibble, R ERA: 1.54	(6, 1)	2.0		9	1	2	2	3	2	0	0	0	0	1	25	42	9.00	1.500
Frank Williams, R ERA: 2.68	(8, 1)	1.0		4	1	0	0	0	0	0	0	0	0	0	7	10	0.00	1.000

PITCHER	IP	WLS	BF	H	R	ER	SO	BB	IBB	HBP	BLK	WP	HR	S	P	ERA	WHIP

Batter	1	2	3	4	5	6	7	8	9	AB	R	H	RBI	BB	SO	LOB
Barry Larkin, R (1, 6) OBP: 0.350, SLG: 0.435	C C F X 0-2 ① 4-3			S X 0-1 ① 6-3		B X 1-0 ② 5-3		B X 1-0 FC4-2 1-3 2B		4	0	1	0	0	0	0
Chris Sabo, R (1, 5) OBP: 0.342, SLG: 0.506	B S S F B C 2-3 ② K			B B F B F X 3-2 ② F8		B S C F C 1-3 ③ K		C X 0-1 ① 6-3		4	0	0	0	0	2	2
Kal Daniels, L (1, 7) OBP: 0.413, SLG: 0.452	B F C T F F C 1-3 ③ K			C F S 0-3 ③ K			X 0-0 ① F7	X 0-0 ② FC4-2 BB 2-3 3-H		4	0	0	0	0	2	2
Eric Davis, R (1, 8) OBP: 0.333, SLG: 0.454		F C B B S 2-3 ① K			S B X 1-1 HR 1B		B B B C X 3-1 S E 1B	S B C F B B B 4-2 1-2 BB		3	2	2	0	1	1	0
Paul O'Neill, L (1, 3) OBP: 0.313, SLG: 0.420		F F X 0-2 ② 4-3			1 SAFE 1 SAFE B X 1-0 1-H HR		P C C 2 SAFE X 1-2 ② L8 1-H	X 0-0 ③ L7		4	1	1	2	0	0	3
Eddie Milner, L (1, 9) OBP: 0.256, SLG: 0.225		B B X 2-0 ③ F7			X 0-0 ① F5		B B B C S X 3-2 BB 1B		B F C B X 2-2 ① F5	4	0	1	0	0	0	0
Jeff Reed, L (1, 2) OBP: 0.289, SLG: 0.268			B F B B X 3-1 ① F5		B B B C X 3-1 ② F8		1 SAFE 1 SAFE P 1 SAFE 1 SAFE B B B C 1 SAFE 4-2 F F F F F B 1-2 BB		B C B F X 2-2 ② 4-3	0	0	0	0	0	0	0
Jeff Treadway, L (1, 4) OBP: 0.324, SLG: 0.371 John Franco, L (9, 1)		C C S 0-3 ② K			S X 0-1 ③ 4-3		C F S 0-3 ③ K		B C S X 1-2 ③ G3	4 0	0 0	0 0	0 0	0 0	2 0	2 0
Jack Armstrong, R (1, 1) Dave Collins, S (8, PH) OBP: 0.274, SLG: 0.278 Rob Murphy, L (8, 1) Ron Oester, S (9, 4)			S B F B B X 3-2 ③ 5-3			C B X 1-1 ① 1-3		B B X 2-0 2B FC4-2 1B		2 1 0 0	0 0 0 0	0 1 0 0	0 0 0 0	0 0 0 0	0 0 0 0	0 0 0 0
Inning Stats	R: 0 E: 0 K: 2 S: 14 H: 0 LOB: 0 BB: 0 P: 17	R: 0 E: 0 K: 1 S: 7 H: 0 LOB: 0 BB: 0 P: 11	R: 0 E: 0 K: 1 S: 8 H: 0 LOB: 0 BB: 0 P: 14	R: 0 E: 0 K: 1 S: 8 H: 0 LOB: 0 BB: 0 P: 11	R: 2 E: 0 K: 0 S: 8 H: 2 LOB: 0 BB: 0 P: 13	R: 0 E: 0 K: 1 S: 7 H: 0 LOB: 0 BB: 0 P: 10	R: 1 E: 1 K: 1 S: 20 H: 2 LOB: 2 BB: 1 P: 29	R: 0 E: 0 K: 0 S: 9 H: 2 LOB: 3 BB: 1 P: 16	R: 0 E: 0 K: 0 S: 9 H: 0 LOB: 0 BB: 0 P: 14	1B: 4 2B: 1 3B: 0 HR: 1		SF: 0 SAC: 0 DP: 0 HBP: 0			WP: 0 PB: 0 SB: 1 CS: 0	PA: 35	

PITCHER		IP	WLS	BF	H	R	ER	SO	BB	IBB	HBP	BLK	WP	HR	S	P	ERA	WHIP
Brian Holman, R ERA: 2.51	(1, 1)	6.0	L	20	2	2	2	6	0	0	0	0	0	1	52	76	3.00	0.333
Andy McGaffigan, R ERA: 3.47	(7, 1)	2.0		12	4	1	1	1	2	0	0	0	0	0	29	45	4.50	3.000
Neal Heaton, L ERA: 5.11	(9, 1)	1.0		3	0	0	0	0	0	0	0	0	0	0	9	14	0.00	0.000

PITCHER	IP	WLS	BF	H	R	ER	SO	BB	IBB	HBP	BLK	WP	HR	S	P	ERA	WHIP

TOP

Cincinnati Reds @ Montreal Expos

Olympic Stadium, Montreal, QB

Sun Jul 17 1988, 3:33 AM EDT

Att. 28,045 - Dome - 70 F

livebaseballscorecards.com

AB	30
R	3
H	6
RBI	2
BB	1
SO	7
LOB	9

Batter	1	2	3	4	5	6	7	8	9	AB	R	H	RBI	BB	SO	LOB
Otis Nixon, S (1, 8) OBP: 0.275, SLG: 0.265	B C B C F B X 3-2 F2 ①		B B C B F C 3-3 K ③			F 1 SAFE 1 SAFE B 1 SAFE C 1 SAFE B X 2-2 F9 ① 1-2		X 0-0 B3 ②		4	0	0	0	0	1	1
Tim Raines, S (1, 7) OBP: 0.371, SLG: 0.454	B B C B X 3-1 F6 ②			B X 1-0 L9 ①		X 0-0 4-3 ② 2-3		S B C B F X 2-2 6-3 ③		4	0	0	0	0	0	1
Andres Galarraga, R (1, 3) OBP: 0.378, SLG: 0.610	B B B B 4-0 S BB			F B F S 1-3 K ②		X 0-0 3B 3-H			C B F B F B S 3-3 K ①	3	0	1	1	1	2	0
Hubie Brooks, R (1, 9) OBP: 0.302, SLG: 0.417	C 1 SAFE F B B F F S 2-3 K ③ 1-2			B X 1-0 F7 ③		F F B S 1-3 K ③			B C B F X 2-2 F2 ②	4	0	0	0	0	2	2
Tim Wallach, R (1, 5) OBP: 0.309, SLG: 0.408		S F B B X 2-2 6-3 ①			C F X 0-2 F5 ①		B F B C B F B 4-2 BLK BB		X 0-0 6-3 ③	3	0	0	0	1	0	0
Tom Foley, L (1, 4) OBP: 0.307, SLG: 0.355		C B C X 1-2 F5 ②			F F B F B F F F B F 4-2 B BB		C 1 SAFE X 0-1 L8 ①			2	0	0	0	1	0	1
Mike Fitzgerald, R (1, 2) OBP: 0.403, SLG: 0.426		X 0-0 F8 ③			X 0-0 L9 ②		X 0-0 F8 ②			3	0	0	0	0	0	2
Luis Rivera, R (1, 6) OBP: 0.264, SLG: 0.326			B B S B X 3-1 F8 ①		B P X 2-0 G3 ③		B 1 SAFE C F 1 SAFE X 1-2 5-3 ③			3	0	0	0	0	0	2
Brian Holman, R (1, 1) OBP: 0.200, SLG: 0.200			S B B C S 2-3 K ②			S X 0-1 4-3 WP 3B 1B		B C F C 1-3 K ①		1	0	0	0	0	1	0
Wallace Johnson, S (6, PH) OBP: 0.364, SLG: 0.350										1	1	1	0	0	0	0
Andy McGaffigan, R (7, 1)										0	0	0	0	0	0	0
Tracy Jones, R (8, PH) OBP: 0.305, SLG: 0.271										1	0	0	0	0	1	0
Neal Heaton, L (9, 1) OBP: 0.158, SLG: 0.158										0	0	0	0	0	0	0
Inning Stats	R: 0 E: 0 K: 1 S: 11 H: 0 LOB: 1 BB: 1 P: 23	R: 0 E: 0 K: 0 S: 7 H: 0 LOB: 0 BB: 0 P: 10	R: 0 E: 0 K: 2 S: 8 H: 0 LOB: 0 BB: 0 P: 16	R: 0 E: 0 K: 1 S: 5 H: 0 LOB: 0 BB: 0 P: 8	R: 0 E: 0 K: 0 S: 12 H: 0 LOB: 1 BB: 1 P: 17	R: 1 E: 0 K: 1 S: 10 H: 2 LOB: 1 BB: 0 P: 13	R: 0 E: 0 K: 0 S: 9 H: 0 LOB: 1 BB: 0 P: 14	R: 0 E: 0 K: 1 S: 8 H: 0 LOB: 0 BB: 0 P: 11	R: 0 E: 0 K: 1 S: 8 H: 0 LOB: 0 BB: 0 P: 13	1B: 1 2B: 0 3B: 1 HR: 0	SF: 0 SAC: 0 DP: 0 HBP: 0			WP: 1 PB: 0 SB: 1 CS: 0	PA: 32		

PITCHER		IP	WLS	BF	H	R	ER	SO	BB	IBB	HBP	BLK	WP	HR	S	P	ERA	WHIP
Jack Armstrong, R ERA: 5.97	(1, 1)	7.0	W	26	2	1	1	5	3	0	0	1	1	0	62	101	1.29	0.714
Rob Murphy, L ERA: 2.27	(8, 1)	1.0		3	0	0	0	1	0	0	0	0	0	0	8	11	0.00	0.000
John Franco, L ERA: 1.81	(9, 1)	1.0	S	3	0	0	0	1	0	0	0	0	0	0	8	13	0.00	0.000

PITCHER	IP	WLS	BF	H	R	ER	SO	BB	IBB	HBP	BLK	WP	HR	S	P	ERA	WHIP

BOTTOM

Cincinnati Reds @ Montreal Expos

Olympic Stadium, Montreal, QB

Sun Jul 17 1988, 3:33 AM EDT

Att. 28,045 - Dome - 70 F

livebaseballscorecards.com

AB	29
R	1
H	2
RBI	1
BB	3
SO	7
LOB	9

Houston Astros @ Montreal Expos

Olympic Stadium, Montreal, QB

Mon Jul 18 1988, 7:05 PM EDT

Att. 17,390 - Dome - 70 F

livebaseballscorecards.com

TOP

Batter	1	2	3	4	5	6	7	8	9	AB	R	H	RBI	BB	SO	LOB
Billy Hatcher, R (1, 8) OBP: 0.329, SLG: 0.367	E4	6-3			F9		4-3			4	1	0	0	0	0	2
Bill Doran, S (1, 4) OBP: 0.348, SLG: 0.346	HR		F4		FC4-6		G3			4	1	1	0	0	0	2
Terry Puhl, L (1, 7) OBP: 0.444, SLG: 0.407	L4		F8		K			4-3		4	0	0	0	0	1	3
Glenn Davis, R (1, 3) OBP: 0.322, SLG: 0.467	HR		K			F2		G5-4-3		4	1	2	1	0	1	0
Buddy Bell, R (1, 5) OBP: 0.286, SLG: 0.329	F8			HR		6-3		G5-4-3		4	1	1	1	0	0	3
Kevin Bass, S (1, 9) OBP: 0.325, SLG: 0.401	HR			CS 1B		F5			1-3	4	1	2	3	0	0	0
Rafael Ramirez, R (1, 6) OBP: 0.293, SLG: 0.368	F3			F9			E 2B		G6-4-3	4	1	2	0	0	0	1
Alex Trevino, R (1, 2) OBP: 0.337, SLG: 0.329		F9		K			F4		G6-4-3	4	0	0	0	0	1	2
Joaquin Andujar, S (1, 1) OBP: 0.231, SLG: 0.182		K			FC4-6 BB		4-3 E 1B			1	0	0	0	1	1	0
Louie Meadows, L (7, PH) OBP: 0.308, SLG: 0.435										1	0	1	0	0	0	0
Danny Darwin, R (7, 1) OBP: 0.027, SLG: 0.056										0	0	0	0	0	0	0
Inning Stats	R: 4 E: 1 K: 0 S: 16 H: 3 LOB: 0 BB: 0 P: 22	R: 0 E: 0 K: 1 S: 6 H: 0 LOB: 0 BB: 0 P: 9	R: 0 E: 0 K: 1 S: 7 H: 0 LOB: 0 BB: 0 P: 11	R: 1 E: 0 K: 1 S: 9 H: 2 LOB: 0 BB: 0 P: 14	R: 0 E: 0 K: 1 S: 13 H: 0 LOB: 1 BB: 1 P: 20	R: 0 E: 0 K: 0 S: 6 H: 0 LOB: 0 BB: 0 P: 12	R: 1 E: 1 K: 0 S: 7 H: 2 LOB: 1 BB: 0 P: 13	R: 0 E: 0 K: 0 S: 5 H: 1 LOB: 0 BB: 0 P: 6	R: 0 E: 0 K: 0 S: 7 H: 1 LOB: 0 BB: 0 P: 8	1B: 6 2B: 1 3B: 0 HR: 2 SF: 0 SAC: 0 DP: 2 HBP: 0						

	AB	34
	R	6
	H	9
	RBI	5
	BB	1
	SO	4
	LOB	13

WP: 0 PB: 0 SB: 2 CS: 1 PA: 35

PITCHER	IP	WLS	BF	H	R	ER	SO	BB	IBB	HBP	BLK	WP	HR	S	P	ERA	WHIP
Bryn Smith, R (1, 1) ERA: 3.67	5.0	L	21	5	5	1	4	1	0	0	0	0	2	51	76	1.80	1.200
Tim Barrett, R (6, 1) ERA: 4.5	2.0		8	2	1	1	0	0	0	0	0	0	0	13	25	4.50	1.000
Neal Heaton, L (8, 1) ERA: 5.04	1.0		3	1	0	0	0	0	0	0	0	0	0	5	6	0.00	1.000
Tim Burke, R (9, 1) ERA: 4.14	1.0		3	1	0	0	0	0	0	0	0	0	0	7	8	0.00	1.000

PITCHER	IP	WLS	BF	H	R	ER	SO	BB	IBB	HBP	BLK	WP	HR	S	P	ERA	WHIP

Batter	1	2	3	4	5	6	7	8	9	AB	R	H	RBI	BB	SO	LOB
Dave Martinez, L (1, 8) OBP: 0.307, SLG: 0.342	X 0-0 ① 6-3	B B X 2-0 ③ F8			F B X 1-1 ② 6-3		C X 0-1 ③ F7			4	0	0	0	0	0	2
Tim Raines, S (1, 7) OBP: 0.370, SLG: 0.451	B S F F B B X 3-2 ② F8		X 0-0 ① G3		B C X 1-1 1B			C F F X 0-2 ① F8		4	0	1	0	0	0	0
Andres Galarraga, R (1, 3) OBP: 0.379, SLG: 0.613 Tim Burke, R (9, 1)	B S X 1-1 3B		B B C F B 4-2 BB		1 SAFE 1 SAFE C B X 1-1 ③ 5-3			B C S B F X 2-2 ② 4-3		3 0	0 0	1 0	0 0	1 0	0 0	1 0
Hubie Brooks, R (1, 9) OBP: 0.302, SLG: 0.415	C B S B X 2-2 ③ F6		1 SAFE B F F X 1-2 ② F6			C B X 1-1 G6-4-3 1B		C B B B S S 3-3 ③ K		4	0	1	0	0	1	2
Tim Wallach, R (1, 5) OBP: 0.306, SLG: 0.403		X 0-0 ① 5-3	1 SAFE 1 SAFE C S X 0-2 ③ 1-3			1 SAFE B F X 1-1 ①② G6-4-3 1-2f			F X 0-1 ① F7	4	0	0	0	0	0	2
Tom Foley, L (1, 4) OBP: 0.320, SLG: 0.364		C B X 1-1 1B 2B		B F B B B 4-1 G5-4-3 BB		B B B B 4-0 BB			C F F F B B B B F F 4-2 B 1B BB	1	1	1	0	3	0	0
Nelson Santovenia, R (1, 2) OBP: 0.314, SLG: 0.381		B X 1-0 1B 1B		1 SAFE X 0-0 ①② G5-4-3 1-2f		C B C F X 1-2 ③ F7			B B X 2-0 1-3 1B	4	0	2	0	0	0	2
Luis Rivera, R (1, 6) OBP: 0.264, SLG: 0.324		B B F B F X 3-2 SH1-4 1-3 2-H 1B		C X 0-1 ③ F5			C S B B B C 3-3 ① K		C S B B F S 2-3 ② K	4	0	1	1	0	2	2
Bryn Smith, R (1, 1) OBP: 0.091, SLG: 0.063 Otis Nixon, S (5, PH) OBP: 0.273, SLG: 0.263 Tim Barrett, L (6, 1) Wallace Johnson, S (7, PH) OBP: 0.356, SLG: 0.341 Neal Heaton, L (8, 1) OBP: 0.158, SLG: 0.158 Graig Nettles, L (9, 3) OBP: 0.222, SLG: 0.245		C X 0-1 ② SH1-4 1-2			C F F F X 0-2 ① 1-3		B X 1-0 ② F9		C S F B B B X 2-2 ③ G3	0 1 0 1 0 1	0 0 0 0 0 0	0 0 0 0 0 0	0 0 0 0 0 0	0 0 0 0 0 0	0 0 0 0 0 0	0 0 0 0 0 2
Inning Stats	R: 0 E: 0 K: 0 S: 10 H: 1 LOB: 1 BB: 0 P: 16	R: 1 E: 0 K: 0 S: 10 H: 3 LOB: 2 BB: 0 P: 17	R: 0 E: 0 K: 0 S: 9 H: 0 LOB: 1 BB: 1 P: 14	R: 0 E: 0 K: 0 S: 4 H: 0 LOB: 0 BB: 1 P: 8	R: 0 E: 0 K: 0 S: 11 H: 1 LOB: 1 BB: 0 P: 14	R: 0 E: 0 K: 0 S: 8 H: 1 LOB: 1 BB: 1 P: 15	R: 0 E: 0 K: 1 S: 6 H: 0 LOB: 0 BB: 0 P: 10	R: 0 E: 0 K: 1 S: 11 H: 0 LOB: 0 BB: 0 P: 16	R: 0 E: 0 K: 1 S: 17 H: 1 LOB: 2 BB: 1 P: 27	1B: 5 2B: 1 3B: 1 HR: 0 SF: 0 SAC: 1 DP: 2 HBP: 0						WP: 0 PB: 0 SB: 0 CS: 0 PA: 36

PITCHER		IP	WLS	BF	H	R	ER	SO	BB	IBB	HBP	BLK	WP	HR	S	P	ERA	WHIP
Joaquin Andujar, R ERA: 3.43	(1, 1)	6.0	W	25	6	1	1	0	3	0	0	0	0	0	52	84	1.50	1.500
Danny Darwin, R ERA: 4.49	(7, 1)	3.0	S	11	1	0	0	3	1	0	0	0	0	0	34	53	0.00	0.667

PITCHER	IP	WLS	BF	H	R	ER	SO	BB	IBB	HBP	BLK	WP	HR	S	P	ERA	WHIP

BOTTOM

Houston Astros @ Montreal Expos

Olympic Stadium, Montreal, QB

Mon Jul 18 1988, 7:05 PM EDT

Att. 17,390 - Dome - 70 F

livebaseballscorecards.com

AB	31
R	1
H	7
RBI	1
BB	4
SO	3
LOB	13

Batter	1	2	3	4	5	6	7	8	9	AB	R	H	RBI	BB	SO	LOB
Gerald Young, S (1, 8) OBP: 0.353, SLG: 0.330	X 0-0 1B 3B		M F F B F B X 2-2 3-1 ②		C C B F S 1-3 K ③			C B X 1-1 F9 ①		4	1	1	0	0	1	0
Bill Doran, S (1, 4) OBP: 0.343, SLG: 0.341	C 3 SAFE F F F B B F X 2-2 6-3 ①		X 0-0 4-3 ③			C X 0-1 4-3 ①		X 0-0 5-3 ②		4	0	0	0	0	0	1
Terry Puhl, L (1, 7) OBP: 0.450, SLG: 0.409 Billy Hatcher, R (8, PH) OBP: 0.328, SLG: 0.366 (8, 7)	X 0-0 PB 1B 3-H			B C B S B B 4-2 2B BB		C X 0-1 F9 ②		F S B S 1-3 K ③		2 1	1 0	1 0	1 0	1 0	0 1	0 0
Glenn Davis, R (1, 3) OBP: 0.324, SLG: 0.479	B C X 1-1 F2 ②			F P X 1-1 4-3 2B 1-H		B C S X 1-2 HR			B C F X 1-2 F9 ①	4	1	2	2	0	0	1
Buddy Bell, R (1, 5) OBP: 0.285, SLG: 0.327	B B X 2-0 6-3 ③ 1-2			B F X 1-1 6-3 ①		X 0-0 F5 ③			C B B B X 3-1 CS 1B	4	0	1	0	0	0	2
Kevin Bass, S (1, 9) OBP: 0.322, SLG: 0.396		X 0-0 4-3 ①		C B X 1-1 4-3 ② 2-3			B C B S S 2-3 K ①		C 1 S B X 1-2 6-3 ②③ 1-2	4	0	0	0	0	1	2
Rafael Ramirez, R (1, 6) OBP: 0.291, SLG: 0.365		X 0-0 F9 ②		B F X 1-1 1-3 ③			X 0-0 E6 3-1 WP			3	1	0	0	0	0	1
Craig Biggio, R (1, 2) OBP: 0.236, SLG: 0.275		B B C B F X 3-2 1-3 ③			C X 0-1 5-3 ①		S X 0-1 3-1 ② 2-3			3	0	0	0	0	0	1
Mike Scott, R (1, 1) OBP: 0.116, SLG: 0.116 Dave Smith, R (9, 1)			C S F B X 1-2 1-3 ①		F C S 0-3 K ②		C S B S 1-3 K ③ 3-H			3 0	0 0	0 0	0 0	0 0	2 0	0 0
Inning Stats	R: 1 E: 0 K: 0 S: 11 H: 2 LOB: 1 BB: 0 P: 16	R: 0 E: 0 K: 0 S: 5 H: 0 LOB: 0 BB: 0 P: 8	R: 0 E: 0 K: 0 S: 10 H: 0 LOB: 0 BB: 0 P: 13	R: 1 E: 0 K: 0 S: 11 H: 1 LOB: 1 BB: 1 P: 18	R: 0 E: 0 K: 2 S: 9 H: 0 LOB: 0 BB: 0 P: 10	R: 1 E: 0 K: 0 S: 8 H: 1 LOB: 0 BB: 0 P: 9	R: 1 E: 1 K: 2 S: 9 H: 0 LOB: 0 BB: 0 P: 12	R: 0 E: 0 K: 1 S: 6 H: 0 LOB: 0 BB: 0 P: 8	R: 0 E: 0 K: 0 S: 8 H: 1 LOB: 0 BB: 0 P: 13	1B: 2 2B: 1 3B: 1 HR: 1	SF: 0 SAC: 0 DP: 0 HBP: 0						

TOP

Houston Astros @ Montreal Expos

Olympic Stadium, Montreal, QB

Tue Jul 19 1988, 7:05 PM EDT

Att. 30,757 - Dome - 70 F

livebaseballscorecards.com

AB	32
R	4
H	5
RBI	3
BB	1
SO	5
LOB	8

PITCHER		IP	WLS	BF	H	R	ER	SO	BB	IBB	HBP	BLK	WP	HR	S	P	ERA	WHIP
Pascual Perez, R ERA: 1.74	(1, 1)	7.0	L	27	4	4	3	4	1	0	0	0	1	1	63	86	3.86	0.714
Joe Hesketh, L ERA: 2.95	(8, 1)	2.0		6	1	0	0	1	0	0	0	0	0	0	14	21	0.00	0.500

PITCHER		IP	WLS	BF	H	R	ER	SO	BB	IBB	HBP	BLK	WP	HR	S	P	ERA	WHIP

WP: 1 PB: 1 SB: 0 CS: 1 PA: 33

Houston Astros @ Montreal Expos

Olympic Stadium, Montreal, QB

Tue Jul 19 1988, 7:05 PM EDT

Att. 30,757 - Dome - 70 F

BOTTOM

livebaseballscorecards.com

Batter	1	2	3	4	5	6	7	8	9	AB	R	H	RBI	BB	SO	LOB
Dave Martinez, L (1, 8) OBP: 0.302, SLG: 0.337	C F S 0-3 K		X 0-0 B3		B B F B C C 3-3 K			X 0-0 4-3		4	0	0	0	0	2	1
Tim Raines, S (1, 7) OBP: 0.366, SLG: 0.446	C C F S 0-3 K		X 0-0 1-3			C S F F F B X 1-2 G3		X 0-0 3-1		4	0	0	0	0	1	0
Andres Galarraga, R (1, 3) OBP: 0.375, SLG: 0.606	B S S B B X 3-1 5-3		F S B F B X 2-2 6-3			X 0-0 5-3		C B C F F C 1-3 K		4	0	0	0	0	1	0
Hubie Brooks, R (1, 9) OBP: 0.301, SLG: 0.412		B F B F B F B 4-2 1B 2B BB		C B X 1-1 6-3		B B X 2-0 F8			C X 0-1 4-3	3	1	0	0	1	0	0
Tim Wallach, R (1, 5) OBP: 0.308, SLG: 0.404	B X 1-0 2B 1-2 1B			B C S F S 1-3 K			X 0-0 2B 6-3 1B		F B F F S 1-3 K	4	1	2	0	0	2	0
Tom Foley, L (1, 4) OBP: 0.324, SLG: 0.377		C S B F F S 1-3 K		F F C 0-3 K			C F B X 1-2 1-3 2B		B B C X 2-1 1B BLK 2B	4	1	2	0	0	2	2
Nelson Santovenia, R (1, 2) OBP: 0.319, SLG: 0.392 Otis Nixon, S (9, PR) OBP: 0.273, SLG: 0.263		X 0-0 1-3 2-H 2B			S S F X 0-2 F3		X 0-0 6-3 3-H		B C F F B X 2-2 BLK 2-3 1B	4 0	0 0	2 0	2 0	0 0	0 0	1 0
Luis Rivera, R (1, 6) OBP: 0.261, SLG: 0.321 Wallace Johnson, S (9, PH) OBP: 0.348, SLG: 0.333		S B S F S 1-3 K			B B X 2-0 6-3		F F S 0-3 K		B B X 2-0 G3 1-2 3-H	3 1	0 0	0 0	0 0	0 0	2 0	3 1
Pascual Perez, R (1, 1) Graig Nettles, L (7, PH) OBP: 0.218, SLG: 0.240 Joe Hesketh, R (8, 1)		S B S C 1-3 K			B B B C C B 4-2 BB		S B B F X 2-2 F9			1 1 0	0 0 0	0 0 0	0 0 0	1 0 0	1 0 0	2 1 0
Inning Stats	R: 0 H: 0 E: 0 LOB: 0 K: 2 BB: 0 S: 9 P: 12	R: 1 H: 2 E: 0 LOB: 2 K: 3 BB: 1 S: 17 P: 25	R: 0 H: 0 E: 0 LOB: 0 K: 0 BB: 0 S: 6 P: 8	R: 0 H: 0 E: 0 LOB: 0 K: 2 BB: 0 S: 9 P: 11	R: 0 H: 0 E: 0 LOB: 1 K: 1 BB: 1 S: 10 P: 19	R: 0 H: 0 E: 0 LOB: 0 K: 0 BB: 0 S: 8 P: 11	R: 1 H: 2 E: 0 LOB: 1 K: 1 BB: 0 S: 11 P: 14	R: 0 H: 0 E: 0 LOB: 0 K: 1 BB: 0 S: 7 P: 8	R: 1 H: 2 E: 0 LOB: 2 K: 1 BB: 0 S: 13 P: 20	1B: 3 SF: 0 2B: 3 SAC: 0 3B: 0 DP: 0 HR: 0 HBP: 0						

	AB	33
	R	3
	H	6
	RBI	2
	BB	2
	SO	11
	LOB	11

WP: 0 PA: 35
PB: 0
SB: 0
CS: 0

PITCHER		IP	WLS	BF	H	R	ER	SO	BB	IBB	HBP	BLK	WP	HR	S	P	ERA	WHIP
Mike Scott, R ERA: 3.05	(1, 1)	8.2	W	34	6	3	3	11	2	0	0	0	0	0	89	125	3.12	0.923
Dave Smith, R ERA: 3.09	(9, 1)	0.1	S	1	0	0	0	0	0	0	0	1	0	0	1	3	0.00	0.000

PITCHER	IP	WLS	BF	H	R	ER	SO	BB	IBB	HBP	BLK	WP	HR	S	P	ERA	WHIP

Batter	1	2	3	4	5	6	7	8	9	AB	R	H	RBI	BB	SO	LOB
Gerald Young, S (1, 8) OBP: 0.354, SLG: 0.327	C S B B F B B 4-2 E BB		F C B X 1-2 ② F8		B X 1-0 ③ F7		P C B 1 SAFE B F B 4-2 1-2 BB		C C X 0-2 ③ 4-3	3	0	0	0	2	0	0
Bill Doran, S (1, 4) OBP: 0.342, SLG: 0.337	B 1 SAFE 1 SAFE X 1-0 ① F9		C X 0-1 ③ F5			B B C B B 4-1 4-3 2B BB	B F F S 1-3 ③ K			3	1	0	0	1	1	3
Terry Puhl, L (1, 7) OBP: 0.444, SLG: 0.430	P 1 SAFE X 1-0 ② L3 1-3			M C X 0-2 HR		S B 1 SAFE P F B X 3-2 ① 4-3 1-2		X 0-0 ① 4-3		4	1	1	1	0	0	2
Glenn Davis, R (1, 3) OBP: 0.325, SLG: 0.485	B B C S F B F X 3-2 ③ F4			B B C S F B S 3-3 ① K		F B X 1-1 2-H 2B		F X 0-1 2B		4	0	2	1	0	1	1
Buddy Bell, R (1, 5) OBP: 0.284, SLG: 0.320		B C B B B B 4-1 G3-6 BB		C F B B F B S 3-3 ② K		X 0-0 ② 5-3		C X 0-1 ② 6-3		3	0	0	0	1	1	2
Kevin Bass, S (1, 9) OBP: 0.324, SLG: 0.396		X 0-0 ① ② G3-6 1-2f		B B F X 2-1 E 1B		B S S S 1-3 ③ K		I I I I 4-0 IBB		3	0	1	0	1	1	2
Rafael Ramirez, R (1, 6) OBP: 0.290, SLG: 0.373		X 0-0 HR		B F 1 SAFE C X 1-2 ③ 4-3 1-3			B B X 2-0 ① F7	F F X 0-2 ③ F7		4	1	1	1	0	0	3
Craig Biggio, R (1, 2) OBP: 0.254, SLG: 0.291		B B C F S 2-3 ③ K			C S B F B B X 3-2 CS 1B		B B S S X 2-2 BB 1B		F B S X 1-2 ① F2	4	0	2	0	0	1	0
Jim Deshaies, L (1, 1) OBP: 0.105, SLG: 0.056 Louie Meadows, L (7, PH) OBP: 0.296, SLG: 0.417 Juan Agosto, L (7, 1) Larry Andersen, R (7, 1) OBP: 0.400, SLG: 0.400			C B F B F F B S 3-3 ① K		B M M M 1-3 ① ② K 1-2		B B 1 SAFE F F B X 3-2 ② F8		X 0-0 ② 3-1	2 1 0 1	0 0 0 0	0 0 0 0	0 0 0 0	2 0 0 0	1 1 0 0	
Inning Stats	R: 0 H: 0 E: 1 LOB: 1 K: 0 BB: 1 S: 11 P: 19	R: 1 H: 1 E: 0 LOB: 0 K: 1 BB: 1 S: 6 P: 12	R: 0 H: 0 E: 0 LOB: 0 K: 1 BB: 0 S: 10 P: 14	R: 1 H: 2 E: 1 LOB: 1 K: 2 BB: 0 S: 16 P: 25	R: 0 H: 1 E: 0 LOB: 0 K: 1 BB: 0 S: 8 P: 13	R: 1 H: 1 E: 0 LOB: 1 K: 1 BB: 1 S: 11 P: 19	R: 0 H: 1 E: 0 LOB: 2 K: 1 BB: 1 S: 13 P: 24	R: 0 H: 1 E: 0 LOB: 2 K: 0 BB: 1 S: 8 P: 12	R: 0 H: 0 E: 0 LOB: 0 K: 0 BB: 0 S: 7 P: 8	1B: 3 SF: 0 2B: 3 SAC: 0 3B: 0 DP: 2 HR: 2 HBP: 0						

PITCHER		IP	WLS	BF	H	R	ER	SO	BB	IBB	HBP	BLK	WP	HR	S	P	ERA	WHIP
John Dopson, R ERA: 2.97	(1, 1)	5.1	L	22	5	3	3	5	3	0	0	0	0	2	58	97	5.06	1.500
Andy McGaffigan, R ERA: 3.35	(6, 1)	1.2		7	1	0	0	2	1	0	0	0	0	0	17	29	0.00	1.200
Tim Burke, R ERA: 3.97	(8, 1)	2.0		8	1	0	0	0	0	1	0	0	0	0	15	20	0.00	0.500

PITCHER	IP	WLS	BF	H	R	ER	SO	BB	IBB	HBP	BLK	WP	HR	S	P	ERA	WHIP

Houston Astros @ Montreal Expos

Olympic Stadium, Montreal, QB

Wed Jul 20 1988, 7:05 PM EDT

Att. 17,476 - Dome - 70 F

TOP

livebaseballscorecards.com

AB	32
R	3
H	7
RBI	3
BB	5
SO	7
LOB	15

1B: 3	SF: 0	WP: 0	PA: 37
2B: 3	SAC: 0	PB: 0	
3B: 0	DP: 2	SB: 0	
HR: 2	HBP: 0	CS: 1	

BOTTOM

Batter	1	2	3	4	5	6	7	8	9	AB	R	H	RBI	BB	SO	LOB
Tracy Jones, R (1, 8) OBP: 0.316, SLG: 0.284	F2		S, 1B		1B		SH3, 2-3		K	3	0	2	0	0	0	0
Tim Burke, R (8, 1)										0	0	0	0	0	0	0
Graig Nettles, L (9, PH) OBP: 0.214, SLG: 0.235										1	0	0	0	0	1	0
Tim Raines, S (1, 7) OBP: 0.362, SLG: 0.440	K		1-2		F8		6-3			4	0	0	0	0	2	3
Andres Galarraga, R (1, 3) OBP: 0.377, SLG: 0.604	FC5-4, 1B		K			1B, SF8, BB	F9			3	1	1	0	1	1	2
Hubie Brooks, R (1, 9) OBP: 0.303, SLG: 0.421	FC5-4, 1-2f			HR		2B, 1-3, 1B		6-3		4	1	2	1	0	0	1
Tim Wallach, R (1, 5) OBP: 0.307, SLG: 0.407		PB, 2B		F8		SF8, 3-H		5-3		3	0	1	1	0	0	0
Nelson Santovenia, R (1, 2) OBP: 0.324, SLG: 0.386	K			CS, BB		F3		BB		2	0	0	0	2	1	2
Pascual Perez, R (8, PR)										0	0	0	0	0	0	0
Mike Fitzgerald, R (9, 2) OBP: 0.403, SLG: 0.426										0	0	0	0	0	0	0
Rex Hudler, R (1, 4) OBP: 0.313, SLG: 0.326		F8		F8		2B, 1-3		F8		3	0	1	0	0	0	2
Tom Foley, L (8, PH) OBP: 0.322, SLG: 0.375										1	0	0	0	0	0	1
(9, 4)																
Luis Rivera, R (1, 6) OBP: 0.259, SLG: 0.317	K, 2-3			CS, 1-2	K	F7			4-3	3	0	0	0	0	2	3
Wallace Johnson, S (9, PH) OBP: 0.340, SLG: 0.326										1	0	0	0	0	0	0
John Dopson, L (1, 1) OBP: 0.111, SLG: 0.077			4-3		F8		SH3, 2B		K	2	0	0	0	0	0	0
Andy McGaffigan, R (6, 1)										0	0	0	0	0	0	0
Otis Nixon, S (7, PH) OBP: 0.277, SLG: 0.277										2	0	1	0	0	1	0
(8, 8)																

Inning Stats	1	2	3	4	5	6	7	8	9
	R: 0 E: 0 K: 1 S: 10	H: 1 LOB: 1 BB: 0 P: 16	R: 0 E: 0 K: 2 S: 14	H: 1 LOB: 1 BB: 0 P: 23	R: 0 E: 0 K: 2 S: 9	H: 1 LOB: 1 BB: 0 P: 16	R: 1 E: 0 K: 0 S: 13	H: 1 LOB: 0 BB: 1 P: 21	R: 0 E: 0 K: 1 S: 8	H: 1 LOB: 1 BB: 0 P: 12	R: 1 E: 0 K: 0 S: 14	H: 2 LOB: 2 BB: 1 P: 22	R: 0 E: 0 K: 0 S: 6	H: 1 LOB: 1 BB: 0 P: 6	R: 0 E: 0 K: 0 S: 9	H: 0 LOB: 1 BB: 1 P: 18	R: 0 E: 0 K: 2 S: 12	H: 0 LOB: 0 BB: 0 P: 19

1B: 4	SF: 1
2B: 3	SAC: 1
3B: 0	DP: 0
HR: 1	HBP: 0

WP: 0	PA: 38
PB: 1	
SB: 1	
CS: 1	

PITCHER		IP	WLS	BF	H	R	ER	SO	BB	IBB	HBP	BLK	WP	HR	S	P	ERA	WHIP
Jim Deshaies, L ERA: 2.89	(1, 1)	6.0	W	26	7	2	2	6	2	0	0	0	0	1	68	110	3.00	1.500
Juan Agosto, L ERA: 2.64	(7, 1)	0.2		3	1	0	0	0	0	0	0	0	0	0	4	4	0.00	1.500
Larry Andersen, R ERA: 3.43	(7, 1)	2.1	S	8	0	0	0	2	1	0	0	0	0	0	23	39	0.00	0.429

PITCHER	IP	WLS	BF	H	R	ER	SO	BB	IBB	HBP	BLK	WP	HR	S	P	ERA	WHIP

Houston Astros @ Montreal Expos

Olympic Stadium, Montreal, QB

Wed Jul 20 1988, 7:05 PM EDT

Att. 17,476 - Dome - 70 F

livebaseballscorecards.com

AB	32
R	2
H	8
RBI	2
BB	3
SO	8
LOB	14

Batter	1	2	3	4	5	6	7	8	9	AB	R	H	RBI	BB	SO	LOB
Tracy Jones, R (1, 8) (8, 9) OBP: 0.314, SLG: 0.283	1-0 ① 4-3		2-2 ③ L7			1-0 F9 1B 1B	0-1 ② F8			4	1	1	0	0	0	1
Tim Raines, S (1, 7) OBP: 0.361, SLG: 0.438	1-1 ② F8			2-2 ① F8		1-1 CS 1-2 1B	0-0 ③ F7			4	0	1	0	0	0	1
Andres Galarraga, R (1, 3) OBP: 0.373, SLG: 0.598	2-0 ③ F8			1-3 ② K		0-0 ① F9 2-3		0-3 ① K		4	0	0	0	0	2	2
Hubie Brooks, R (1, 9) OBP: 0.308, SLG: 0.426 Otis Nixon, S (8, 8) OBP: 0.277, SLG: 0.277		4-2 FC4-6 BB		1-0 2B		1-2 ② BB 1B 1-2 3-H 1B		0-1 ② 6-3		3 0	1 0	2 0	1 0	1 0	0 0	0 0
Tim Wallach, R (1, 5) OBP: 0.307, SLG: 0.403		0-2 ① F9		3-0 ③ 5-3		4-1 1B 1B 1-2 BB		1-2 ③ 5-3		3	1	0	0	1	0	2
Nelson Santovenia, R (1, 2) OBP: 0.322, SLG: 0.382		0-3 ② K			0-3 ① K	0-1 1B 1-2 2-H 1B			2-2 ① 5-3	4	0	1	1	0	2	1
Rex Hudler, R (1, 4) OBP: 0.320, SLG: 0.333 Tom Foley, L (6, PH) (6, 4) OBP: 0.324, SLG: 0.376		1-1 ③ FC4-6 1-2f			0-0 1B	2-2 ③ 1-3 2-H 1B			1-2 ② L4	2 2	0 0	1 1	0 1	0 0	0 0	1 0
Luis Rivera, R (1, 6) OBP: 0.259, SLG: 0.320			1-1 ① F7		0-0 ② F7		1-2 SH1-4 2B		2-0 ③ F7	4	0	1	0	0	0	1
Dennis Martinez, R (1, 1) OBP: 0.250, SLG: 0.240 Joe Hesketh, R (8, 1) Tim Burke, R (9, 1)			0-3 ② K		3-2 ③ F6		0-0 ① SH1-4 2-3			2 0 0	0 0 0	0 0 0	0 0 0	0 0 0	1 0 0	1 0 0
Inning Stats	R: 0 E: 0 K: 0 S: 4 H: 0 LOB: 0 BB: 0 P: 8	R: 0 E: 0 K: 1 S: 10 H: 0 LOB: 1 BB: 1 P: 15	R: 0 E: 0 K: 1 S: 9 H: 0 LOB: 0 BB: 0 P: 12	R: 0 E: 0 K: 1 S: 8 H: 1 LOB: 1 BB: 0 P: 15	R: 0 E: 0 K: 1 S: 8 H: 1 LOB: 1 BB: 0 P: 11	R: 3 E: 0 K: 0 S: 14 H: 5 LOB: 2 BB: 1 P: 23	R: 0 E: 0 K: 0 S: 8 H: 1 LOB: 1 BB: 0 P: 9	R: 0 E: 0 K: 1 S: 9 H: 0 LOB: 0 BB: 0 P: 10	R: 0 E: 0 K: 0 S: 8 H: 0 LOB: 0 BB: 0 P: 13	1B: 6 2B: 2 3B: 0 HR: 0	SF: 0 SAC: 1 DP: 0 HBP: 0						

PITCHER		IP	WLS	BF	H	R	ER	SO	BB	IBB	HBP	BLK	WP	HR	S	P	ERA	WHIP
Tom Browning, L ERA: 3.52	(1, 1)	5.2		22	5	2	2	4	1	0	0	0	0	0	47	72	3.18	1.059
Frank Williams, R ERA: 2.89	(6, 1)	0.1	L	4	3	1	1	0	1	0	0	0	0	0	10	17	27.00	12.000
Rob Dibble, R ERA: 1.23	(7, 1)	3.0		9	0	0	0	1	0	0	0	0	0	0	21	27	0.00	0.000

PITCHER	IP	WLS	BF	H	R	ER	SO	BB	IBB	HBP	BLK	WP	HR	S	P	ERA	WHIP

TOP

Montreal Expos @ Cincinnati Reds

Riverfront Stadium, Cincinnati, OH

Thu Jul 21 1988, 7:05 PM EDT

Att. 27,014 - Unknown - 80 F

livebaseballscorecards.com

AB	32
R	3
H	8
RBI	3
BB	2
SO	5
LOB	10

1B: 6	SF: 0	WP: 0	PA: 35
2B: 2	SAC: 1	PB: 0	
3B: 0	DP: 0	SB: 0	
HR: 0	HBP: 0	CS: 1	

Montreal Expos @ Cincinnati Reds

Riverfront Stadium, Cincinnati, OH

Thu Jul 21 1988, 7:05 PM EDT

Att. 27,014 - Unknown - 80 F

BOTTOM

Batter	1	2	3	4	5	6	7	8	9	AB	R	H	RBI	BB	SO	LOB
Kal Daniels, L (1, 7) OBP: 0.408, SLG: 0.444	F8		F7		4-3		G3			4	0	0	0	0	0	1
Barry Larkin, R (1, 6) OBP: 0.346, SLG: 0.426	L5-3 1B		G3		F9		6-3			4	0	1	0	0	0	1
Chris Sabo, R (1, 5) OBP: 0.338, SLG: 0.506	L5-3		5-3		2B			5-3		4	0	1	0	0	0	1
Eric Davis, R (1, 8) OBP: 0.341, SLG: 0.468		K		SF8 BB	K			G4-3 1B		3	1	1	0	1	2	1
Paul O'Neill, L (1, 9) OBP: 0.319, SLG: 0.424		2B 1B		FC3-2-5 S 1B		FC5-4 1B		G4-3		4	1	3	0	0	0	1
Nick Esasky, R (1, 3) OBP: 0.324, SLG: 0.398		1-H 2B		FC3-2-5		FC5-4 G5-4-3			2-3 SH2-4 1B	4	0	2	1	0	0	3
Herm Winningham, L (9, PR) OBP: 0.314, SLG: 0.272										0	0	0	0	0	0	0
Bo Diaz, R (1, 2) OBP: 0.238, SLG: 0.342		F7		SF8		G5-4-3			SH2-4	2	0	0	1	0	0	2
Ron Oester, S (1, 4) OBP: 0.727, SLG: 0.571		FC6-4 BB		IBB			G3 SH3-4 1B		2-3	2	0	1	0	2	0	2
Tom Browning, L (1, 1) OBP: 0.191, SLG: 0.182		FC6-4		K			SH3-4		L4	2	0	0	0	0	1	4
Frank Williams, R (6, 1)										0	0	0	0	0	0	0
Rob Dibble, L (7, 1)										0	0	0	0	0	0	0
Dave Collins, S (9, PH) OBP: 0.271, SLG: 0.275										1	0	0	0	0	0	2
Inning Stats	R: 0 E: 0 K: 0 S: 5 H: 1 LOB: 0 BB: 0 P: 8	R: 1 E: 0 K: 1 S: 13 H: 2 LOB: 2 BB: 1 P: 21	R: 0 E: 0 K: 0 S: 9 H: 0 LOB: 0 BB: 0 P: 12	R: 1 E: 0 K: 1 S: 7 H: 1 LOB: 2 BB: 2 P: 17	R: 0 E: 0 K: 1 S: 12 H: 1 LOB: 1 BB: 0 P: 16	R: 0 E: 0 K: 0 S: 5 H: 1 LOB: 0 BB: 0 P: 7	R: 0 E: 0 K: 0 S: 8 H: 1 LOB: 1 BB: 0 P: 14	R: 0 E: 0 K: 0 S: 5 H: 1 LOB: 0 BB: 0 P: 6	R: 0 E: 0 K: 0 S: 8 H: 1 LOB: 2 BB: 0 P: 11	1B: 7 2B: 3 3B: 0 HR: 0	SF: 1 SAC: 2 DP: 3 HBP: 0						

livebaseballscorecards.com

	AB	30
	R	2
	H	9
	RBI	2
	BB	3
	SO	3
	LOB	18

PITCHER		IP	WLS	BF	H	R	ER	SO	BB	IBB	HBP	BLK	WP	HR	S	P	ERA	WHIP
Dennis Martinez, R (1, 1) ERA: 2.5		7.1	W	31	8	2	2	3	2	1	0	0	0	0	62	98	2.46	1.364
Joe Hesketh, L (8, 1) ERA: 2.89		0.2		1	0	0	0	0	0	0	0	0	0	0	2	3	0.00	0.000
Tim Burke, R (9, 1) ERA: 3.88		1.0	S	4	1	0	0	0	0	0	0	0	0	0	8	11	0.00	1.000

PITCHER	IP	WLS	BF	H	R	ER	SO	BB	IBB	HBP	BLK	WP	HR	S	P	ERA	WHIP

Batter	1	2	3	4	5	6	7	8	9	AB	R	H	RBI	BB	SO	LOB
Otis Nixon, S (1, 8) OBP: 0.276, SLG: 0.269	4-3		G6-4-3 S BB		K			B4-3		3	0	0	0	1	1	0
Tracy Jones, R (1, 7) OBP: 0.330, SLG: 0.295	4-2 3-1 BB		1-2 G6-4-3 1B		0-0 CS 1B			1-0 L5		3	0	2	0	1	0	0
Andres Galarraga, R (1, 3) OBP: 0.372, SLG: 0.597	2-2 3-1 1-2		0-1 G6-4-3 1-2f 2-3		2-1 4-3 1-2			0-0 2B		4	0	1	0	0	0	4
Hubie Brooks, R (1, 9) OBP: 0.307, SLG: 0.422	2-2 F8		4-1 FC5-4 BB			2-2 4-3		1-2 3-1		3	0	0	0	1	0	2
Tim Wallach, R (1, 5) OBP: 0.309, SLG: 0.404		1-0 1B 4-3 1B	0-0 FC5-4 1-2f			0-0 G6-4-3 1B			3-1 F7	4	0	2	0	0	0	2
Mike Fitzgerald, R (1, 2) OBP: 0.382, SLG: 0.400		1-1 4-3 1-2		1-3 K		0-0 G6-4-3 1-2f			2-2 5-3	4	0	0	0	0	1	2
Rex Hudler, R (1, 4) OBP: 0.333, SLG: 0.347		2-2 S 2-3 1B	0-0 S E 1B				0-1 4-3		1-1 L4	4	1	2	0	0	0	0
Luis Rivera, R (1, 6) OBP: 0.256, SLG: 0.316		2-3 K 1-2	1 SAFE 2-3 K 1-H				0-2 6-3			3	0	0	0	0	2	2
Brian Holman, R (1, 1) OBP: 0.167, SLG: 0.167		3-3 K	1-3 K				2-2 L4			2	0	0	0	0	2	2
Wallace Johnson, S (7, PH) OBP: 0.333, SLG: 0.318										1	0	0	0	0	0	0
Neal Heaton, L (7, 1) OBP: 0.158, SLG: 0.158										0	0	0	0	0	0	0
Andy McGaffigan, R (8, 1)										0	0	0	0	0	0	0
Inning Stats	R: 0 E: 0 K: 0 S: 11 H: 0 LOB: 1 BB: 1 P: 19	R: 0 E: 0 K: 2 S: 15 H: 2 LOB: 2 BB: 0 P: 24	R: 0 E: 0 K: 0 S: 9 H: 1 LOB: 2 BB: 2 P: 18	R: 1 E: 0 K: 3 S: 12 H: 1 LOB: 0 BB: 0 P: 16	R: 0 E: 0 K: 1 S: 6 H: 1 LOB: 0 BB: 0 P: 10	R: 0 E: 0 K: 0 S: 5 H: 1 LOB: 0 BB: 0 P: 7	R: 0 E: 0 K: 0 S: 8 H: 0 LOB: 0 BB: 0 P: 10	R: 0 E: 0 K: 0 S: 9 H: 1 LOB: 1 BB: 0 P: 12	R: 0 E: 0 K: 0 S: 8 H: 0 LOB: 0 BB: 0 P: 14	1B: 6 2B: 1 3B: 0 HR: 0 SF: 0 SAC: 0 DP: 2 HBP: 0						

PITCHER	IP	WLS	BF	H	R	ER	SO	BB	IBB	HBP	BLK	WP	HR	S	P	ERA	WHIP
Danny Jackson, L (1, 1) ERA: 2.85	8.0	W	31	7	1	0	6	3	0	0	0	0	0	75	116	0.00	1.250
John Franco, L (9, 1) ERA: 1.73	1.0	S	3	0	0	0	0	0	0	0	0	0	0	8	14	0.00	0.000

PITCHER	IP	WLS	BF	H	R	ER	SO	BB	IBB	HBP	BLK	WP	HR	S	P	ERA	WHIP

TOP

Montreal Expos @ Cincinnati Reds

Riverfront Stadium, Cincinnati, OH

Fri Jul 22 1988, 7:05 PM EDT
Att. 31,543 - Cloudy - 83 F

livebaseballscorecards.com

AB	31
R	1
H	7
RBI	0
BB	3
SO	6
LOB	14

MONTREAL EXPOS

Batter	1	2	3	4	5	6	7	8	9	AB	R	H	RBI	BB	SO	LOB
Kal Daniels, L (1, 7) OBP: 0.409, SLG: 0.444	C B F F F X 1-2 S 1B 1B	X 0-0 ③ 4-3			C F X 0-2 4-3 1B			B B C X 2-1 ① F8		4	0	2	0	0	0	1
Barry Larkin, R (1, 6) OBP: 0.348, SLG: 0.426 Ron Oester, S (2, 6) OBP: 0.571, SLG: 0.400	B B B C C B 4-2 1B 1B 1-2 BB	X 0-0 ① 5-3			1 SAFE X 0-0 ① ② 4-3 1-2			C B F F B B F X 3-2 ② P4		0 3	1 0	0 0	0 0	1 0	0 0	0 1
Chris Sabo, R (1, 5) OBP: 0.340, SLG: 0.506	B X 1-0 ① 1B 1-H 2-H 1B		C C B F X 1-2 E3 FC6-3 S		C B X 1-1 ③ P2			S B B X 2-1 S 1B 1B		4	2	2	0	0	0	0
Eric Davis, R (1, 8) OBP: 0.343, SLG: 0.466	B F X 1-1 E 2-H 1B		B B B C X 3-1 ② ③ FC6-3 1-2			S B C C 1-3 ① K		C B I I 4-1 1B 1B 1-2 IBB		3	1	1	1	1	1	1
Paul O'Neill, L (1, 9) OBP: 0.318, SLG: 0.421	P B B X 3-0 ② F7			B X 1-0 ① F9		X 0-0 ② P3		X 0-0 ③ 1-H 2-H 1B		4	0	1	2	0	0	1
Nick Esasky, R (1, 3) OBP: 0.324, SLG: 0.397	1 SAFE F X 0-1 ③ F9 1-2			C X 0-1 WP S 1B		X 0-0 ③ 5-3				3	0	1	0	0	0	1
Jeff Reed, L (1, 2) OBP: 0.286, SLG: 0.260		B B C F X 2-2 ① F8		X 0-0 ② F7			X 0-0 ① B2			3	0	0	0	0	0	1
Jeff Treadway, L (1, 4) OBP: 0.324, SLG: 0.368		C C X 0-2 ② F9		C B F B B F F B 4-2 WP 1-2 BB			C X 0-1 ② G3			2	0	0	0	1	0	0
Danny Jackson, R (1, 1) OBP: 0.154, SLG: 0.160 John Franco, L (9, 1)		S B F B F X 2-2 1B		B F F B S 2-3 ③ K 1-2 2-3			C B S B S 2-3 ③ K			3 0	0 0	1 0	0 0	0 0	2 0	2 0
Inning Stats	R: 2 E: 1 K: 0 S: 14 H: 3 LOB: 1 BB: 1 P: 23	R: 0 E: 0 K: 0 S: 11 H: 1 LOB: 1 BB: 0 P: 15	R: 0 E: 1 K: 0 S: 7 H: 0 LOB: 0 BB: 0 P: 11	R: 0 E: 0 K: 1 S: 11 H: 1 LOB: 2 BB: 1 P: 18	R: 0 E: 0 K: 0 S: 6 H: 1 LOB: 0 BB: 0 P: 7	R: 0 E: 0 K: 1 S: 5 H: 0 LOB: 0 BB: 0 P: 6	R: 0 E: 0 K: 1 S: 6 H: 0 LOB: 0 BB: 0 P: 8	R: 2 E: 0 K: 0 S: 11 H: 2 LOB: 1 BB: 1 P: 22		1B: 8 2B: 1 3B: 0 HR: 0 SF: 0 SAC: 0 DP: 1 HBP: 0						

BOTTOM

Montreal Expos @ Cincinnati Reds

Riverfront Stadium, Cincinnati, OH

Fri Jul 22 1988, 7:05 PM EDT

Att. 31,543 - Cloudy - 83 F

livebaseballscorecards.com

AB	29
R	4
H	8
RBI	3
BB	3
SO	3
LOB	8

PITCHER		IP	WLS	BF	H	R	ER	SO	BB	IBB	HBP	BLK	WP	HR	S	P	ERA	WHIP	PITCHER	IP	WLS	BF	H	R	ER	SO	BB	IBB	HBP	BLK	WP	HR	S	P	ERA	WHIP
Brian Holman, R ERA: 2.58	(1, 1)	6.0	L	24	6	2	2	2	2	0	0	0	1	0	54	80	3.00	1.333																	
Neal Heaton, L ERA: 5.05	(7, 1)	1.2		6	1	1	1	1	0	0	0	0	0	0	15	24	5.40	0.600																	
Andy McGaffigan, R ERA: 3.51	(8, 1)	0.1		2	1	1	1	0	0	1	0	0	0	0	2	6	27.00	3.000																	

Batter	1	2	3	4	5	6	7	8	9	AB	R	H	RBI	BB	SO	LOB
Otis Nixon, S (1, 7) OBP: 0.267, SLG: 0.259	C X 0-1 P7		F S B C 1-3 K			L S S 0-3 K		C B P X 2-1 6-3 1-2		4	0	0	0	0	2	2
Dave Martinez, L (1, 8) OBP: 0.298, SLG: 0.332	B X 1-0 5-3			C B F B F F B S 3-3 K		C C B S 1-3 K			X 0-0 L8	4	0	0	0	0	2	0
Andres Galarraga, R (1, 3) OBP: 0.370, SLG: 0.592	B X 1-0 F9			B B B C B 4-1 S BB			S C C 0-3 K		C X 0-1 F9	3	0	0	0	1	1	0
Hubie Brooks, R (1, 9) OBP: 0.306, SLG: 0.423 Tim Burke, R (9, 1)		B B X 2-0 5-3		B F B S S 2-3 K 1-2			B S S F X 1-2 S 1B 2B		C B X 1-1 F7	4 0	1 0	1 0	0 0	0 0	1 0	1 0
Tim Wallach, R (1, 5) OBP: 0.309, SLG: 0.404		C F F S 0-3 K		X 0-0 F8			S F B B F F F F X 2-2 4-3 2-H 1B			3	0	1	1	0	1	1
Tom Foley, L (1, 4) OBP: 0.319, SLG: 0.371		C F F B B X 1-2 4-3			F S B X 1-2 L8		B F F B B F 1 X SAFE 2-2 4-3 1-2			3	0	0	0	0	0	1
Nelson Santovenia, R (1, 2) OBP: 0.316, SLG: 0.374			B C B F S 2-3 K		B F B F F S 2-3 K		F B B F B S 3-3 K			3	0	0	0	0	3	1
Rex Hudler, R (1, 6) OBP: 0.316, SLG: 0.327 Joe Hesketh, R (8, 1) Tracy Jones, R (9, 9) OBP: 0.330, SLG: 0.295			B B S C F S 2-3 K		S X 0-1 P5			B S F C 1-3 K		3 0 0	0 0 0	0 0 0	0 0 0	0 0 0	2 0 0	0 0 0
Bryn Smith, R (1, 1) OBP: 0.114, SLG: 0.088 Wallace Johnson, S (8, PH) OBP: 0.347, SLG: 0.318 Luis Rivera, R (8, 6) OBP: 0.256, SLG: 0.316			X 0-0 1B			C B B S X 2-2 B1-3		B B F S B B 4-2 CS BB		2 0 0	0 0 0	1 0 0	0 0 0	0 1 0	0 0 0	0 0 0
Inning Stats	R: 0 E: 0 K: 0 S: 4 H: 0 LOB: 0 BB: 0 P: 6	R: 0 E: 0 K: 1 S: 9 H: 0 LOB: 0 BB: 0 P: 12	R: 0 E: 0 K: 3 S: 11 H: 1 LOB: 1 BB: 0 P: 16	R: 0 E: 0 K: 2 S: 10 H: 0 LOB: 1 BB: 1 P: 19	R: 0 E: 0 K: 1 S: 9 H: 0 LOB: 0 BB: 0 P: 12	R: 0 E: 0 K: 2 S: 9 H: 0 LOB: 0 BB: 0 P: 12	R: 1 E: 0 K: 2 S: 21 H: 2 LOB: 1 BB: 0 P: 29	R: 0 E: 0 K: 1 S: 8 H: 0 LOB: 0 BB: 1 P: 14	R: 0 E: 0 K: 0 S: 5 H: 0 LOB: 0 BB: 0 P: 6	1B: 2 2B: 1 3B: 0 HR: 0	SF: 0 SAC: 0 DP: 0 HBP: 0					

PITCHER		IP	WLS	BF	H	R	ER	SO	BB	IBB	HBP	BLK	WP	HR	S	P	ERA	WHIP
Jose Rijo, R ERA: 2.44	(1, 1)	8.0	L	28	3	1	1	12	2	0	0	0	0	0	81	120	1.12	0.625
Randy St. Claire, R ERA: 5.4	(9, 1)	1.0		3	0	0	0	0	0	0	0	0	0	0	5	6	0.00	0.000

PITCHER	IP	WLS	BF	H	R	ER	SO	BB	IBB	HBP	BLK	WP	HR	S	P	ERA	WHIP

Montreal Expos @ Cincinnati Reds

Riverfront Stadium, Cincinnati, OH

Sat Jul 23 1988, 3:33 AM EDT

Att. 31,377 - Sunny - 85 F

TOP

livebaseballscorecards.com

AB	29
R	1
H	3
RBI	1
BB	2
SO	12
LOB	6

1B: 2	SF: 0	WP: 0	PA: 31
2B: 1	SAC: 0	PB: 0	
3B: 0	DP: 0	SB: 2	
HR: 0	HBP: 0	CS: 1	

Batter	1	2	3	4	5	6	7	8	9	AB	R	H	RBI	BB	SO	LOB
Kal Daniels, L (1, 7) OBP: 0.405, SLG: 0.439	B B B C C S 3-3 K ①		B F X 1-1 G3-1 ①			B B X 2-0 L6 ①		B 1 SAFE B B C 1 SAFE F X 3-2 F9 ②		4	0	0	0	0	1	1
Jeff Treadway, L (1, 4) OBP: 0.320, SLG: 0.363 Lloyd McClendon, R (8, PH) OBP: 0.310, SLG: 0.316 (9, 5)	C F B C 1-3 K ②		B X 1-0 G5-3 ②			C X 0-1 F7 ②		X 0-0 FC6-4 ③ 1-2f		3 1	0 0	0 0	0 0	0 0	1 0	0 1
Chris Sabo, R (1, 5) OBP: 0.339, SLG: 0.501 (9, 6)	B B B C B 4-1 S BB		B S B F X 2-2 5-3 ③			X 0-0 F7 ③			C X 0-1 F8 ①	3	0	0	0	1	0	0
Eric Davis, R (1, 8) OBP: 0.338, SLG: 0.460	1 SAFE 1 SAFE P F B S B X 3-2 5-3 ③ 1-2			X 0-0 P7 ①			C B S F B X 2-2 F8 ①		S B S S 1-3 K ②	4	0	0	0	0	1	1
Paul O'Neill, L (1, 9) OBP: 0.314, SLG: 0.415		B S S C 1-3 K ①		C X 0-1 4-3 ②			F B X 1-1 F7 ②		X 0-0 4-3 ③	4	0	0	0	0	1	0
Nick Esasky, R (1, 3) OBP: 0.328, SLG: 0.398		B B F B B 4-1 1B BB		C F X 0-2 P3 ③			S B X 1-1 1B			2	0	1	0	1	0	0
Jeff Reed, L (1, 2) OBP: 0.287, SLG: 0.261		X 0-0 1-2 1B			C X 0-1 F9 ①		C F X 0-2 L5 ③			3	0	1	0	0	0	1
Ron Oester, S (1, 6) OBP: 0.471, SLG: 0.308 (9, 4)		F S C 0-3 K ②			B F B F S 2-3 K ②			B C B F F F C 2-3 K ①		3	0	0	0	0	3	2
Jose Rijo, R (1, 1) OBP: 0.083, SLG: 0.208 Dave Collins, S (8, PH) OBP: 0.277, SLG: 0.282 Randy St. Claire, R (9, 1)		C F B C 1-3 K ③			X 0-0 F9 ③			B X 1-0 FC6-4 1B		2 1 0	0 0 0	0 1 0	0 0 0	0 0 0	1 0 0	2 0 0
Inning Stats	R: 0 E: 0 K: 2 S: 11 H: 0 LOB: 1 BB: 1 P: 21	R: 0 E: 0 K: 3 S: 11 H: 1 LOB: 2 BB: 1 P: 17	R: 0 E: 0 K: 0 S: 6 H: 0 LOB: 0 BB: 0 P: 10	R: 0 E: 0 K: 0 S: 6 H: 0 LOB: 0 BB: 0 P: 6	R: 0 E: 0 K: 1 S: 6 H: 0 LOB: 0 BB: 0 P: 8	R: 0 E: 0 K: 0 S: 4 H: 0 LOB: 0 BB: 0 P: 6	R: 0 E: 0 K: 0 S: 11 H: 1 LOB: 1 BB: 0 P: 15	R: 0 E: 0 K: 1 S: 10 H: 1 LOB: 1 BB: 0 P: 16	R: 0 E: 0 K: 1 S: 6 H: 0 LOB: 0 BB: 0 P: 7	1B: 3 2B: 0 3B: 0 HR: 0	SF: 0 SAC: 0 DP: 0 HBP: 0				WP: 0 PB: 0 SB: 1 CS: 0	PA: 32	

PITCHER		IP	WLS	BF	H	R	ER	SO	BB	IBB	HBP	BLK	WP	HR	S	P	ERA	WHIP
Bryn Smith, R ERA: 3.46	(1, 1)	7.0	W	25	2	0	0	6	2	0	0	0	0	0	55	83	0.00	0.571
Joe Hesketh, L ERA: 2.82	(8, 1)	1.0		4	1	0	0	1	0	0	0	0	0	0	10	16	0.00	1.000
Tim Burke, R ERA: 3.81	(9, 1)	1.0	S	3	0	0	0	1	0	0	0	0	0	0	6	7	0.00	0.000

PITCHER		IP	WLS	BF	H	R	ER	SO	BB	IBB	HBP	BLK	WP	HR	S	P	ERA	WHIP

BOTTOM

Montreal Expos @ Cincinnati Reds

Riverfront Stadium, Cincinnati, OH

Sat Jul 23 1988, 3:33 AM EDT

Att. 31,377 - Sunny - 85 F

livebaseballscorecards.com

AB	30
R	0
H	3
RBI	0
BB	2
SO	8
LOB	8

Montreal Expos @ Cincinnati Reds

Riverfront Stadium, Cincinnati, OH

Sun Jul 24 1988, 3:33 AM EDT

Att. 28,786 - Cloudy - 84 F

livebaseballscorecards.com

Batter	1	2	3	4	5	6	7	8	9	AB	R	H	RBI	BB	SO	LOB
Dave Martinez, L (1, 8) OBP: 0.295, SLG: 0.328	C B C B F S 2-3 ① K			B S S F B S 2-3 ① K		B C S F B F F C 2-3 ② K	B X 1-0 ③ F7			3	0	0	0	0	3	1
Luis Rivera, R (7, PH) OBP: 0.255, SLG: 0.315 (7, 6)										1	0	0	0	0	0	2
Tracy Jones, R (1, 7) OBP: 0.318, SLG: 0.283	B X 1-0 ② P6			B B F X 2-1 ② P2		B S C B B X 3-2 ③ P2		C F C 0-3 ① K		4	0	0	0	0	1	1
Graig Nettles, L (1, 3) OBP: 0.220, SLG: 0.226	B F S 1-3 ③ K			B C S B F B F F S 3-3 ③ K			B B B B 4-0 HR BB	B B B C S F S 2-3 ② K		2	1	0	0	1	2	0
Otis Nixon, S (7, 8) OBP: 0.264, SLG: 0.257										1	0	0	0	0	1	0
Hubie Brooks, R (1, 9) OBP: 0.306, SLG: 0.429		B B S C X 2-2 ① 1-3			X 0-0 ① P4		C X 0-1 1-H HR	B F B X 2-1 ③ 6-3		4	1	1	2	0	0	0
Tim Wallach, R (1, 5) OBP: 0.311, SLG: 0.416		B B F X 2-1 ② 6-3			B F C F B X 2-2 HR		B B X 2-0 1B 1B 2B		F B X 1-1 ① F8	4	2	2	1	0	0	0
Tom Foley, L (1, 4) OBP: 0.318, SLG: 0.368		B C S X 1-2 ③ P5			B F B C S 2-3 ② K		X 0-0 1B 2-3 1B		C B B S F X 2-2 ② F8	4	0	1	0	0	1	0
Nelson Santovenia, R (1, 2) OBP: 0.314, SLG: 0.392			B B F B S F S 3-3 ① K		X 0-0 ③ 6-3		S X 0-1 ① F8		B X 1-0 HR	4	1	1	1	0	1	2
Rex Hudler, R (1, 6) OBP: 0.322, SLG: 0.352			C X 0-1 ② F9			X 0-0 SH1-4 2B	C S B S 1-3 ② K		S S F B F B X 2-2 ③ L4	2	0	1	0	0	0	0
Andres Galarraga, R (7, PH) OBP: 0.369, SLG: 0.589 (7, 3)										2	0	0	0	0	1	2
Pascual Perez, R (1, 1)			C C B S 1-3 ③ K			F X 0-1 ① SH1-4 2-3	B F X 1-1 1-2 3-H 1B			1	0	0	0	0	1	0
Wallace Johnson, S (7, PH) OBP: 0.360, SLG: 0.333										1	0	1	1	0	0	0
Andy McGaffigan, R (7, 1)										0	0	0	0	0	0	0
Joe Hesketh, R (8, 1)										0	0	0	0	0	0	0
Tim Burke, R (9, 1)										0	0	0	0	0	0	0

Inning Stats	1	2	3	4	5	6	7	8	9
R	0	0	0	0	1	0	3	0	1
E	0	0	0	0	0	0	0	0	0
K	2	0	2	2	1	1	1	2	0
S	8	8	9	12	9	12	12	9	12
H	0	0	0	0	1	1	4	0	1
LOB	0	0	0	0	0	1	2	0	0
BB	0	0	0	0	0	0	1	0	0
P	12	8	13	19	13	17	21	13	18

1B	2	SF	0
2B	2	SAC	1
3B	0	DP	0
HR	3	HBP	0

WP	0	PA	35
PB	0		
SB	0		
CS	0		

	AB	33
	R	5
	H	7
	RBI	5
	BB	1
	SO	11
	LOB	8

PITCHER		IP	WLS	BF	H	R	ER	SO	BB	IBB	HBP	BLK	WP	HR	S	P	ERA	WHIP
Jack Armstrong, R ERA: 5.45	(1, 1)	6.0		21	2	2	2	8	1	0	0	0	0	1	58	91	3.00	0.500
Rob Dibble, R ERA: 2.45	(7, 1)	0.0	L	3	3	1	1	0	0	0	0	0	0	1	4	6	∞	∞
Frank Williams, R ERA: 2.84	(7, 1)	0.2		3	1	1	1	1	0	0	0	0	0	0	7	9	13.50	1.500
Rob Murphy, L ERA: 2.17	(7, 1)	1.1		4	0	0	0	2	0	0	0	0	0	0	10	15	0.00	0.000
Randy St. Claire, R ERA: 5.79	(9, 1)	1.0		4	1	1	1	0	0	0	0	0	0	1	12	18	9.00	1.000

PITCHER	IP	WLS	BF	H	R	ER	SO	BB	IBB	HBP	BLK	WP	HR	S	P	ERA	WHIP

Montreal Expos @ Cincinnati Reds

Riverfront Stadium, Cincinnati, OH

Sun Jul 24 1988, 3:33 AM EDT

Att. 28,786 - Cloudy - 84 F

livebaseballscorecards.com

BOTTOM

Batter	1	2	3	4	5	6	7	8	9	AB	R	H	RBI	BB	SO	LOB
Kal Daniels, L (1, 7) OBP: 0.403, SLG: 0.436	4-3		K			BLK 1B		F9		4	0	1	0	0	1	0
Jeff Treadway, L (1, 4) OBP: 0.317, SLG: 0.359	B1-3		F8			B1		G6-3 1B		3	0	0	0	0	0	1
Dave Collins, S (8, PH) OBP: 0.283, SLG: 0.288										1	0	1	0	0	0	0
Randy St. Claire, R (9, 1)										0	0	0	0	0	0	0
Chris Sabo, R (1, 5) OBP: 0.335, SLG: 0.496	F7		F7			F7		G6-3 1-2f		4	0	0	0	0	0	2
(9, 6)																
Eric Davis, R (1, 8) OBP: 0.340, SLG: 0.460		BLK 1B HBP		K		K 1-2			4-3	0	1	0	0	0	0	0
Herm Winningham, L (4, 8) OBP: 0.308, SLG: 0.266										2	0	0	0	0	2	1
Frank Williams, R (7, 1)										0	0	0	0	0	0	0
Rob Murphy, L (7, 1)										0	0	0	0	0	0	0
Lloyd McClendon, R (9, 5) OBP: 0.307, SLG: 0.313										1	0	0	0	0	0	0
Paul O'Neill, L (1, 9) OBP: 0.316, SLG: 0.417		S E 1-H 1B		CS 1B			F9		K	4	1	2	1	0	1	0
Nick Esasky, R (1, 3) OBP: 0.331, SLG: 0.413		E5 3-1 S 1-H		P6			1-2 2B		2-2 3B	4	1	2	0	0	0	1
Jeff Reed, L (1, 2) OBP: 0.281, SLG: 0.255		3-1 2-3		CS 1-2		P3	5-3		F7	3	0	0	0	0	0	2
Bo Diaz, R (9, PH) OBP: 0.237, SLG: 0.340										1	0	0	0	0	0	1
Ron Oester, S (1, 6) OBP: 0.450, SLG: 0.267		F9 3-H				4-1	BB			2	0	0	0	1	0	0
(9, 4)																
Jack Armstrong, R (1, 1)		K				K				2	0	0	0	0	2	0
Rob Dibble, L (7, 1)										0	0	0	0	0	0	0
Eddie Milner, L (7, 8) OBP: 0.239, SLG: 0.209										1	0	0	0	0	1	2

Inning Stats	1	2	3	4	5	6	7	8	9
R:	0	3	0	0		0	0	0	0
E:	0	1	0	0		0	0	0	0
H:	0	1	0	1		1	0	1	1
K:	0	1	1	1		1	1	0	1
LOB:	0	0	0	0		1	2	0	1
S:	4	13	7	7		9	16	5	11
BB:	0	0	0	0		0	1	0	0
P:	6	21	11	9		9	27	5	16

1B:	4
2B:	1
3B:	1
HR:	0
SF:	0
SAC:	0
DP:	1
HBP:	1
WP:	0
PB:	0
SB:	2
CS:	1
PA:	35

AB	32
R	3
H	6
RBI	1
BB	1
SO	7
LOB	10

PITCHER		IP	WLS	BF	H	R	ER	SO	BB	IBB	HBP	BLK	WP	HR	S	P	ERA	WHIP
Pascual Perez, R ERA: 1.73	(1, 1)	6.0	W	22	3	3	1	5	0	0	1	2	0	0	48	69	1.50	0.500
Andy McGaffigan, R ERA: 3.44	(7, 1)	1.0		5	1	0	0	1	1	0	0	0	0	0	16	27	0.00	2.000
Joe Hesketh, L ERA: 2.7	(8, 1)	1.2		6	2	0	0	1	0	0	0	0	0	0	14	19	0.00	1.200
Tim Burke, R ERA: 3.78	(9, 1)	0.1	S	1	0	0	0	0	0	0	0	0	0	0	2	2	0.00	0.000

PITCHER	IP	WLS	BF	H	R	ER	SO	BB	IBB	HBP	BLK	WP	HR	S	P	ERA	WHIP

Batter	1	2	3	4	5	6	7	8	9	10	11	AB	R	H	RBI	BB	SO	LOB
Shawon Dunston, R (1, 6) OBP: 0.294, SLG: 0.396	L3		F1			FC3-2-5 (23 FC6-4)		F5	SF8			4	0	0	1	0	0	2
23 Ryne Sandberg, R (1, 4) OBP: 0.320, SLG: 0.407	G6-4-3 1B			F8		FC6-4		3B 1B	6-3			5	1	2	0	0	0	3
Mitch Webster, S (1, 8) OBP: 0.348, SLG: 0.324	G6-4-3			5-3		L4		1B 3B		4-3 SH2-3 1B		5	1	2	1	0	0	3
Andre Dawson, R (1, 9) OBP: 0.347, SLG: 0.513		G3 BLK 1B		F4			1B 1B	S 1B		SH2-3		4	0	3	1	0	0	0
Darrin Jackson, R (8, PR) OBP: 0.266, SLG: 0.378 (8, 9)												0	0	0	0	0	0	0
Mark Grace, L (1, 3) OBP: 0.374, SLG: 0.413		F9			4-3		1B	F8		4-3		4	0	1	0	0	0	2
Mike Bielecki, R (8, 1)												0	0	0	0	0	0	0
Rich Gossage, R (9, 1)												0	0	0	0	0	0	0
Jody Davis, R (10, PH) OBP: 0.326, SLG: 0.381												1	0	0	0	0	0	1
Jeff Pico, R (10, 1) OBP: 0.158, SLG: 0.111												0	0	0	0	0	0	0
Rafael Palmeiro, L (1, 7) OBP: 0.342, SLG: 0.427 (8, 3)		G3			L9	F6			FC6-4 1B	F1		5	0	1	0	0	0	4
Vance Law, R (1, 5) OBP: 0.347, SLG: 0.392		4-3			L4	F4			FC6-4 1B		L9	5	1	0	0	0	0	4
Damon Berryhill, S (1, 2) OBP: 0.289, SLG: 0.390			1-3			1B 2B	F5		2B SF8 1B		K	5	1	2	0	0	1	2
Greg Maddux, R (1, 1) OBP: 0.176, SLG: 0.206			4-3			23 FC6-4 1B		K	2B		4-3	2	0	1	0	0	0	0
Gary Varsho, L (8, PH) OBP: 0.242, SLG: 0.273 (8, 7)												3	0	1	1	0	1	0
Inning Stats	R: 0 H: 1 E: 0 LOB: 0 K: 0 BB: 0 S: 10 P: 15	R: 0 H: 1 E: 0 LOB: 1 K: 0 BB: 0 S: 9 P: 12	R: 0 H: 0 E: 0 LOB: 0 K: 0 BB: 0 S: 7 P: 7	R: 0 H: 0 E: 0 LOB: 0 K: 0 BB: 0 S: 4 P: 5	R: 0 H: 0 E: 0 LOB: 0 K: 0 BB: 0 S: 9 P: 13	R: 0 H: 2 E: 0 LOB: 2 K: 0 BB: 0 S: 10 P: 13	R: 0 H: 2 E: 0 LOB: 2 K: 0 BB: 0 S: 10 P: 14	R: 2 H: 3 E: 0 LOB: 2 K: 1 BB: 0 S: 17 P: 23	R: 2 H: 3 E: 0 LOB: 1 K: 0 BB: 0 S: 11 P: 11	R: 0 H: 1 E: 0 LOB: 1 K: 0 BB: 0 S: 7 P: 10	R: 0 H: 0 E: 0 LOB: 0 K: 1 BB: 0 S: 8 P: 14	1B: 10 SF: 1 2B: 2 SAC: 1 3B: 1 DP: 1 HR: 0 HBP: 0						

PITCHER		IP	WLS	BF	H	R	ER	SO	BB	IBB	HBP	BLK	WP	HR	S	P	ERA	WHIP
Dennis Martinez, R ERA: 2.5	(1, 1)	7.2		31	9	2	2	1	0	0	0	1	0	0	71	94	2.35	1.174
Joe Hesketh, L ERA: 2.9	(8, 1)	0.1		2	1	1	1	0	0	0	0	0	0	0	8	11	27.00	3.000
Tim Burke, R ERA: 3.88	(9, 1)	1.0		5	2	1	1	0	0	0	0	0	0	0	8	8	9.00	2.000
Neal Heaton, L ERA: 4.92	(10, 1)	2.0	W	7	1	0	0	1	0	0	0	0	0	0	15	24	0.00	0.500

PITCHER	IP	WLS	BF	H	R	ER	SO	BB	IBB	HBP	BLK	WP	HR	S	P	ERA	WHIP

TOP

Chicago Cubs @ Montreal Expos

Olympic Stadium, Montreal, QB

Tue Jul 26 1988, 7:05 PM EDT

Att. 26,029 - Dome - 70 F

livebaseballscorecards.com

AB	43
R	4
H	13
RBI	4
BB	0
SO	2
LOB	21

WP: 0 PA: 45
PB: 0
SB: 1
CS: 0

Chicago Cubs @ Montreal Expos

Olympic Stadium, Montreal, QB

Tue Jul 26 1988, 7:05 PM EDT

Att. 26,029 - Dome - 70 F

BOTTOM

Batter	1	2	3	4	5	6	7	8	9	10	11	AB	R	H	RBI	BB	SO	LOB
Dave Martinez, L (1, 8) OBP: 0.296, SLG: 0.325	6-3		FC6 (WP, E, 1B) 1B		4-3 S BB		F7		SF7		HR IBB	3	2	0	1	2	0	2
Tim Raines, S (1, 7) OBP: 0.362, SLG: 0.437	1-3		E WP 1B 1B		4-3		IBB		F9		HR	3	1	1	0	1	0	1
Tracy Jones, R (9, 7) OBP: 0.318, SLG: 0.283												0	0	0	0	0	0	0
Graig Nettles, L (9, PH) OBP: 0.217, SLG: 0.222												1	0	0	0	0	0	1
Neal Heaton, L (10, 1) OBP: 0.158, SLG: 0.158												0	0	0	0	0	0	0
Mike Fitzgerald, R (11, PH) OBP: 0.390, SLG: 0.455												1	1	1	4	0	0	0
Andres Galarraga, R (1, 3) OBP: 0.364, SLG: 0.582	L9		E6 1B		G3		F2			1-3		5	0	0	1	0	0	4
Hubie Brooks, R (1, 9) OBP: 0.305, SLG: 0.426		1-3	FC3-6 1B		6-3			K		6-3		5	0	1	1	0	1	1
Tim Wallach, R (1, 5) OBP: 0.310, SLG: 0.413		6-3	L9			L7		1B		F7		5	0	1	0	0	0	2
Tom Foley, L (1, 4) OBP: 0.316, SLG: 0.361		HBP	FC3-6			G3		F3			5-3	4	0	0	0	0	0	3
Nelson Santovenia, R (1, 2) OBP: 0.311, SLG: 0.385	F4			F8		4-3		4-3			IBB 1B HR 1B	5	0	1	0	0	0	2
Pascual Perez, R (11, PR)												0	1	0	0	0	0	0
Rex Hudler, R (1, 6) OBP: 0.328, SLG: 0.373			E 2B	5-3			S 1B		F3		F9	5	1	2	0	0	0	1
Dennis Martinez, R (1, 1) OBP: 0.241, SLG: 0.231			SH FC6	1-3			K		SF7 3B		IBB HR 1B	2	0	0	0	0	1	1
Joe Hesketh, R (8, 1)			2-H								1-2	0	0	0	0	0	0	0
Tim Burke, R (9, 1)												0	0	0	0	0	0	0
Wallace Johnson, S (9, PH) OBP: 0.373, SLG: 0.391												1	0	1	0	0	0	0
Otis Nixon, S (9, PR) OBP: 0.270, SLG: 0.264												1	2	1	0	0	0	0
												1B: 6	SF: 1					
												2B: 1	SAC: 1					
												3B: 1	DP: 0					
												HR: 1	HBP: 1					

Inning Stats	1	2	3	4	5	6	7	8	9	10	11
	R: 0 H: 0 E: 0 LOB: 0 K: 0 BB: 0 S: 5 P: 8	R: 0 H: 0 E: 0 LOB: 1 K: 0 BB: 0 S: 10 P: 14	R: 3 H: 3 E: 2 LOB: 2 K: 0 BB: 0 S: 11 P: 15	R: 0 H: 0 E: 0 LOB: 0 K: 0 BB: 0 S: 6 P: 11	R: 0 H: 0 E: 0 LOB: 1 K: 0 BB: 1 S: 8 P: 19	R: 0 H: 0 E: 0 LOB: 0 K: 0 BB: 0 S: 8 P: 13	R: 0 H: 1 E: 0 LOB: 2 K: 1 BB: 1 S: 11 P: 19	R: 0 H: 1 E: 0 LOB: 1 K: 1 BB: 0 S: 9 P: 14	R: 1 H: 1 E: 0 LOB: 1 K: 0 BB: 0 S: 9 P: 13	R: 0 H: 0 E: 0 LOB: 0 K: 0 BB: 0 S: 7 P: 9	R: 4 H: 3 E: 0 LOB: 1 K: 0 BB: 1 S: 8 P: 17

PITCHER		IP	WLS	BF	H	R	ER	SO	BB	IBB	HBP	BLK	WP	HR	S	P	ERA	WHIP
Greg Maddux, R ERA: 2.39	(1, 1)	7.0		30	4	3	3	1	1	1	1	0	1	0	59	99	3.86	0.714
Mike Bielecki, R ERA: 6.1	(8, 1)	1.0		4	1	0	0	1	0	0	0	0	0	0	9	14	0.00	1.000
Rich Gossage, R ERA: 3.45	(9, 1)	1.0		4	1	1	1	0	0	0	0	0	0	0	9	13	9.00	1.000
Jeff Pico, R ERA: 5.11	(10, 1)	1.2	L	9	3	4	4	0	0	1	0	0	0	1	15	26	21.60	1.800

PITCHER	IP	WLS	BF	H	R	ER	SO	BB	IBB	HBP	BLK	WP	HR	S	P	ERA	WHIP

livebaseballscorecards.com

AB	41
R	8
H	9
RBI	7
BB	3
SO	2
LOB	18

WP: 1 PA: 47
PB: 0
SB: 2
CS: 0

Batter	1	2	3	4	5	6	7	8	9	AB	R	H	RBI	BB	SO	LOB
Shawon Dunston, R (1, 6) OBP: 0.290, SLG: 0.390	C F B X 1-2 F9 ①		S F F S 0-3 K ①		C X 0-1 6-3 ② 3-H		F F F X 0-2 F8 ③		F F B B F X 2-2 F8 ①	5	0	0	1	0	1	1
23 Ryne Sandberg, R (1, 4) OBP: 0.317, SLG: 0.402	B S S S 1-3 K ②		B C B B X 3-1 F9 ②		C F X 0-2 F9 ③			B F X 1-1 E5 1B 1B	C F B B F B X 3-2 4-3 ②	5	1	0	0	0	1	1
Mitch Webster, S (1, 8) OBP: 0.348, SLG: 0.325	C B F F B X 2-2 S 2B 1B		B X 1-0 F7 ③			F B C F X 1-2 L4 ①		1 SAFE B 1 SAFE C 1 SAFE X 1-1 1B 1-2 FC6-2 1B	B F X 1-1 3-1 ③	5	1	2	0	0	0	0
Andre Dawson, R (1, 9) OBP: 0.349, SLG: 0.516	B B 1 SAFE B C X 3-1 1-H 2B			B B C B X 3-1 6-3 ①		B B B X 3-0 E6		X 0-0 FC6-2 G3 BB 1-3 2-H 1B		4	1	2	2	0	0	0
Mark Grace, L (1, 3) OBP: 0.372, SLG: 0.409	B X 1-0 F9 ③			B B F C X 2-2 L4 ②		B B C B B 4-1 BB		1 SAFE X 0-0 G3 ① 1-2		3	0	0	0	1	0	3
Vance Law, R (1, 5) OBP: 0.348, SLG: 0.395		X 0-0 2B		C F B S 1-3 K ③		B B X 2-0 F4 ②		I I I 4-0 BB FC6-2 IBB		3	0	1	0	1	1	2
Rafael Palmeiro, L (1, 7) OBP: 0.342, SLG: 0.426 Darrin Jackson, R (8, PH) OBP: 0.264, SLG: 0.375 (8, 7)		B 2 SAFE F S F B S 2-3 K ①			B X 1-0 1B 6-3 1B	B X 1-0 F7 ③		B X 1-0 FC6-2 ② BB 1-2 2-3 3-Hf		3 1	1 0	1 0	0 0	0 0	1 0	3 3
Jody Davis, R (1, 2) OBP: 0.329, SLG: 0.380 Damon Berryhill, S (8, 2) OBP: 0.289, SLG: 0.390		F C B X 1-2 F9 ②			F 1 SAFE B P B X 3-1 SH1-4 1-3 1B		F F X 0-2 4-3 ①	B B F S B B 4-2 1-2 2-3 3-H BB		3 0	0 0	1 0	1 0	1 0	0 0	1 0
Jamie Moyer, L (1, 1) OBP: 0.140, SLG: 0.100 Jerry Mumphrey, S (7, PH) OBP: 0.224, SLG: 0.189 Mike Bielecki, R (7, 1) Pat Perry, L (9, 1) Rich Gossage, R (9, 1)		B F C B X 2-2 1-3 ③			B B F X 2-1 SH1-4 ① 1-2		C S B E B S 2-3 K ②	C S C 0-3 K ③		1 1 1 0 0	0 0 0 0 0	0 0 0 0 0	0 0 0 0 0	0 0 0 0 0	0 1 1 0 0	1 0 3 0 0

TOP

Chicago Cubs @ Montreal Expos

Olympic Stadium, Montreal, QB

Wed Jul 27 1988, 7:05 PM EDT

Att. 18,227 - Dome - 70 F

livebaseballscorecards.com

AB	35
R	4
H	7
RBI	4
BB	3
SO	6
LOB	18

Inning Stats	1	2	3	4	5	6	7	8	9	1B: 5	SF: 0	WP: 0	PA: 39
	R: 1 E: 0 K: 1 S: 13 H: 2 LOB: 1 BB: 0 P: 21	R: 0 E: 0 K: 1 S: 11 H: 1 LOB: 1 BB: 0 P: 16	R: 0 E: 0 K: 1 S: 7 H: 0 LOB: 0 BB: 0 P: 11	R: 0 E: 0 K: 1 S: 8 H: 0 LOB: 0 BB: 0 P: 14	R: 1 E: 0 K: 0 S: 11 H: 2 LOB: 1 BB: 0 P: 16	R: 0 E: 1 K: 0 S: 8 H: 0 LOB: 2 BB: 1 P: 19	R: 0 E: 0 K: 1 S: 11 H: 0 LOB: 0 BB: 0 P: 13	R: 2 E: 1 K: 1 S: 12 H: 2 LOB: 3 BB: 2 P: 23	R: 0 E: 0 K: 0 S: 10 H: 0 LOB: 0 BB: 0 P: 16	2B: 2 3B: 0 HR: 0	SAC: 1 DP: 0 HBP: 0	PB: 0 SB: 1 CS: 0	

PITCHER		IP	WLS	BF	H	R	ER	SO	BB	IBB	HBP	BLK	WP	HR	S	P	ERA	WHIP
Brian Holman, R ERA: 2.68	(1, 1)	5.1		23	5	2	2	4	1	0	0	0	0	0	56	92	3.38	1.125
Andy McGaffigan, R ERA: 3.33	(6, 1)	1.2		8	2	2	0	1	0	0	0	0	0	0	18	25	0.00	1.200
Joe Hesketh, L ERA: 2.76	(8, 1)	2.0	W	8	0	0	0	1	1	1	0	0	0	0	17	32	0.00	0.500

PITCHER	IP	WLS	BF	H	R	ER	SO	BB	IBB	HBP	BLK	WP	HR	S	P	ERA	WHIP

BOTTOM

Batter	1	2	3	4	5	6	7	8	9	AB	R	H	RBI	BB	SO	LOB
Otis Nixon, S (1, 8) OBP: 0.262, SLG: 0.254	C X 0-1 E3 4-3 S		F X 0-1 ① 1-3	B F S C 1-3 ③ K		F B X 1-1 ③ 5-3			S C X 0-2 2B 4-3 1B	4	0	0	0	0	1	1
Wallace Johnson, S (9, PH) OBP: 0.385, SLG: 0.404										1	0	1	0	0	0	0
Dave Martinez, L (9, PR) OBP: 0.296, SLG: 0.325										0	1	0	0	0	0	0
Rex Hudler, R (1, 6) OBP: 0.338, SLG: 0.397	1 SAFE 1 SAFE 1 SAFE B C T B B X SAFE 3-1 ① F3 1-2		C F B X 1-2 2B 1B		B B C B X 3-1 S SF8 2B		B B B C C S 3-3 ① K		C 1 SAFE B F 1 SAFE F F X 1-2 4-3 1-3 1B 2B	4	2	2	0	0	1	1
Graig Nettles, L (9, PH) OBP: 0.217, SLG: 0.222										0	0	0	0	0	0	0
Nelson Santovenia, R (9, PH) OBP: 0.315, SLG: 0.396										1	0	1	0	0	0	0
Pascual Perez, R (9, PR)										0	1	0	0	0	0	0
Andres Galarraga, R (1, 3) OBP: 0.365, SLG: 0.581	B S X 1-1 ② 4-3 2-3		P X 1-0 1-H E 2B		C S F B B B S 3-3 ① K 2-3		X 0-0 ② 1-3		H 1-0 1B 4-3 HBP	4	1	1	1	0	1	2
Hubie Brooks, R (1, 9) OBP: 0.306, SLG: 0.424	B B B C F X 3-2 ③ F9		B X 1-0 E5 2-H 1B		B B F B B 4-1 S 1B BB		B C S F F X 1-2 ③ F3		B X 1-0 ② 4-3 1-2 2-3 3-H	4	0	1	1	1	0	3
Tim Wallach, R (1, 5) OBP: 0.313, SLG: 0.412		C B X 1-1 1B 1B 1B	B X 1-0 ② 6-3	B 1 SAFE B S F B B 4-2 1B 1-2 BB				X 0-0 ① F8	I I I I 4-0 1B IBB	3	0	1	0	2	0	1
Mike Fitzgerald, R (1, 2) OBP: 0.378, SLG: 0.443	F C F X 0-2 ① F6	S B B F F X 2-2 ③ F4		B X 1-0 ② SF8 3-H				B F B C X 2-2 ② F9	X 0-0 1-2 2-3 3-H 1B	4	0	1	2	0	0	2
Tracy Jones, R (1, 7) OBP: 0.342, SLG: 0.311	1 SAFE C X 0-1 CS 1B 1-2 1B		B X 1-0 S 1B	B B X 2-0 ③ 1-2 2-H 1B				C B X 1-1 1B		4	0	4	0	0	0	0
Tom Foley, L (1, 4) OBP: 0.314, SLG: 0.359	X 0-0 CS 1-2 2-3 1B		1 SAFE B B B 1 SAFE F X 2-1 ① F8		B S X 1-1 ① F5			B 1 SAFE C 1 SAFE C S 1-3 ③ K		4	0	1	0	0	1	2
Brian Holman, R (1, 1) OBP: 0.143, SLG: 0.143	S M B B S 2-3 ②③ K 1-2 2-3		B C S X 1-2 ② 1-3 1-2		F S B S 1-3 ② K				B C F S 1-3 ① K	2	0	0	0	0	1	4
Andy McGaffigan, R (6, 1)										1	0	0	0	0	1	0
Joe Hesketh, R (8, 1)										0	0	0	0	0	0	0
Tim Raines, S (9, PH) OBP: 0.361, SLG: 0.435										1	0	0	0	0	1	0
Inning Stats	R: 0 E: 1 K: 0 S: 9 H: 0 LOB: 1 BB: 0 P: 16	R: 0 E: 0 K: 1 S: 12 H: 3 LOB: 2 BB: 0 P: 15	R: 2 E: 1 K: 0 S: 13 H: 3 LOB: 1 BB: 0 P: 18	R: 0 E: 0 K: 1 S: 9 H: 1 LOB: 1 BB: 0 P: 14	R: 1 E: 0 K: 1 S: 11 H: 2 LOB: 2 BB: 2 P: 28	R: 0 E: 0 K: 1 S: 7 H: 0 LOB: 0 BB: 0 P: 10	R: 0 E: 0 K: 1 S: 9 H: 0 LOB: 0 BB: 0 P: 13	R: 0 E: 0 K: 1 S: 9 H: 1 LOB: 1 BB: 0 P: 13	R: 2 E: 0 K: 1 S: 13 H: 3 LOB: 3 BB: 1 P: 21	1B: 10 2B: 3 3B: 0 HR: 0 SF: 1 SAC: 0 DP: 0 HBP: 1						

PITCHER		IP	WLS	BF	H	R	ER	SO	BB	IBB	HBP	BLK	WP	HR	S	P	ERA	WHIP
Jamie Moyer, L ERA: 3.04	(1, 1)	6.0		28	9	3	2	4	2	0	0	0	0	0	61	101	3.00	1.833
Mike Bielecki, R ERA: 5.68	(7, 1)	2.1		9	2	1	1	3	0	0	0	0	0	0	24	33	3.86	0.857
Pat Perry, L ERA: 3.61	(9, 1)	0.0	L	1	1	0	0	0	0	0	0	0	0	0	5	6	∞	∞
Rich Gossage, R ERA: 3.41	(9, 1)	0.1		4	1	1	1	0	0	1	1	0	0	0	2	8	27.00	3.000

PITCHER	IP	WLS	BF	H	R	ER	SO	BB	IBB	HBP	BLK	WP	HR	S	P	ERA	WHIP

Chicago Cubs @ Montreal Expos

Olympic Stadium, Montreal, QB

Wed Jul 27 1988, 7:05 PM EDT

Att. 18,227 - Dome - 70 F

livebaseballscorecards.com

AB	37
R	5
H	13
RBI	4
BB	3
SO	7
LOB	16

WP: 0 PA: 42
PB: 0
SB: 4
CS: 2

Batter	1	2	3	4	5	6	7	8	9	10	AB	R	H	RBI	BB	SO	LOB
Vince Coleman, S (1, 7) OBP: 0.319, SLG: 0.359	4-2 E S FC3-6 BB		1-1 6-3 2B 2B		4-1 FC3-6 1-2 BB		1-1 F8 ②			0-0 4-3 ①	3	2	1	0	2	0	1
Willie McGee, S (1, 8) OBP: 0.332, SLG: 0.371	2-1 E3 FC3-6 1-3		1-1 6-3 ② 2-3		0-1 FC3-6 ② 1-2f 2-3		1-1 4-3 ③			2-1 F8 ②	5	0	0	0	0	0	5
Terry Pendleton, S (1, 5) OBP: 0.314, SLG: 0.396	1-2 FC3-6 ① 1-2f 3-H		0-1 2B 3-H		2-2 F4 ③			2-0 F8 ①		1-2 1B	5	0	2	2	0	0	3
Tom Brunansky, R (1, 9) OBP: 0.364, SLG: 0.416 Todd Worrell, R (8, 1) Ozzie Smith, S (10, PH) OBP: 0.343, SLG: 0.335 Larry McWilliams, L (10, 1) OBP: 0.194, SLG: 0.172 John Costello, R (10, 1)	2-3 K ②		0-0 L8 ③			1-2 F6 ①		3-2 F3 ②		1-0 F6 ③	4 0 1 0 0	0 0 0 0 0	0 0 0 0 0	0 0 0 0 0	0 0 0 0 0	1 0 0 0 0	2 0 1 0 0
Mike Laga, L (1, 3) OBP: 0.182, SLG: 0.233	2-1 F9 ③			0-0 4-3 ①		1-2 L9 ②		3-3 K ③			4	0	0	0	0	1	1
José Oquendo, S (1, 6) OBP: 0.350, SLG: 0.341		0-0 F8 ①		0-0 F4 ②		1-2 F8 ③			1-1 F9 ①		4	0	0	0	0	0	0
Tony Peña, R (1, 2) OBP: 0.290, SLG: 0.357		0-3 K ②		0-3 K ③			2-2 1B 2B		3-2 F3 ②		4	1	1	0	0	2	0
Tim Jones, L (1, 4) OBP: 0.182, SLG: 0.100		0-1 F6 ③			3-2 3-1 ①		0-3 K ①			0-0 1B	4	0	1	0	0	1	1
Bob Forsch, R (1, 1) OBP: 0.333, SLG: 0.333 Dan Quisenberry, R (6, 1) Tom Pagnozzi, R (7, PH) OBP: 0.327, SLG: 0.347 Scott Terry, R (7, 1) Curt Ford, L (8, 9) OBP: 0.228, SLG: 0.222			0-2 6-3 ①		1-2 FC3-6 S 1B		1-2 2-H 1B			1-0 L4 ③	2 0 1 0 1	0 0 0 0 0	1 0 1 0 0	0 0 1 0 0	0 0 0 0 0	0 0 0 0 0	0 0 0 0 1
Inning Stats	R: 1 E: 1 K: 1 S: 15 H: 0 LOB: 1 BB: 1 P: 25	R: 0 E: 0 K: 1 S: 6 H: 0 LOB: 0 BB: 0 P: 6	R: 1 E: 0 K: 0 S: 11 H: 2 LOB: 1 BB: 0 P: 13	R: 0 E: 0 K: 1 S: 5 H: 0 LOB: 0 BB: 0 P: 5	R: 0 E: 0 K: 0 S: 13 H: 1 LOB: 2 BB: 1 P: 22	R: 0 E: 0 K: 0 S: 10 H: 0 LOB: 0 BB: 0 P: 13	R: 1 E: 0 K: 1 S: 14 H: 2 LOB: 1 BB: 0 P: 19	R: 0 E: 0 K: 1 S: 11 H: 0 LOB: 0 BB: 0 P: 19	R: 0 E: 0 K: 0 S: 8 H: 1 LOB: 1 BB: 0 P: 12	R: 0 E: 0 K: 0 S: 7 H: 1 LOB: 1 BB: 0 P: 11	1B: 4 2B: 3 3B: 0 HR: 0	SF: 0 SAC: 0 DP: 0 HBP: 0						

PITCHER		IP	WLS	BF	H	R	ER	SO	BB	IBB	HBP	BLK	WP	HR	S	P	ERA	WHIP
Bryn Smith, R ERA: 3.37	(1, 1)	6.0		24	3	2	1	3	2	0	0	0	0	0	60	84	1.50	0.833
Neal Heaton, L ERA: 4.91	(7, 1)	2.0		8	2	1	1	2	0	0	0	0	0	0	25	38	4.50	1.000
Tim Burke, R ERA: 3.74	(9, 1)	2.0	W	8	2	0	0	0	0	0	0	0	0	0	15	23	0.00	1.000

PITCHER	IP	WLS	BF	H	R	ER	SO	BB	IBB	HBP	BLK	WP	HR	S	P	ERA	WHIP

TOP

St. Louis Cardinals @ Montreal Expos

Olympic Stadium, Montreal, QB

Thu Jul 28 1988, 7:05 PM EDT

Att. 20,751 - Dome - 70 F

livebaseballscorecards.com

AB	38
R	3
H	7
RBI	3
BB	2
SO	5
LOB	15

WP: 0 PA: 40
PB: 0
SB: 2
CS: 0

Batter	1	2	3	4	5	6	7	8	9	10	AB	R	H	RBI	BB	SO	LOB
Dave Martinez, L (1, 8) OBP: 0.295, SLG: 0.324 Tracy Jones, R (10, PH) OBP: 0.339, SLG: 0.308	F B X 1-1 F8 ①		B B X 2-0 1-3 ② 2-3			C B B B X 3-1 S 4-3 2B 1-H 1B		1 SAFE B L F S 1-3 K ① 1-2		B C B F X 2-2 F4 ② 2-3	4 1	1 0	1 0	1 0	0 0	1 0	2 1
Tim Raines, S (1, 7) OBP: 0.358, SLG: 0.431 Neal Heaton, L (7, 1) OBP: 0.158, SLG: 0.158 Wallace Johnson, S (8, PH) OBP: 0.396, SLG: 0.404 Tim Burke, R (9, 1) Graig Nettles, L (10, PH) OBP: 0.230, SLG: 0.236	B S F S 1-3 K ②		C B S B B S 3-3 K ③			B S B 1 SAFE X 2-1 4-3 ① 1-2		2 SAFE S B S B B B 4-2 BB 2-H		B C X 1-1 1B 3-H	3 0 0 0 1	0 0 0 0 0	0 0 0 0 0	0 0 0 0 1	0 0 1 0 0	2 0 0 0 0	2 0 0 0 0
Andres Galarraga, R (1, 3) OBP: 0.364, SLG: 0.578	X 0-0 1B			F S B B B S 2-3 K ①		F F B F S 1-3 K ② 2-3		1 SAFE B X 1-0 F9 ②			4	0	1	0	0	2	2
Hubie Brooks, R (1, 9) OBP: 0.305, SLG: 0.425	C B B C B C 3-3 K ③			X 0-0 6-3 ②		B F X 1-1 2B 3-H		X 0-0 4-3 ③			4	0	1	1	0	1	2
Tim Wallach, R (1, 5) OBP: 0.310, SLG: 0.408		F B X 1-1 5-3 ①		B S S F B S 2-3 K ③		B B F X 2-1 F7 ③			B B S F B X 3-2 F7 ①		4	0	0	0	0	1	1
Tom Foley, L (1, 4) OBP: 0.313, SLG: 0.354	B B C B F S 3-3 K2-3 ②		B X 1-0 3-1 ①			B B B B 4-0 G6-4-3 BB			F B X 1-1 F8 ②		3	0	0	0	1	1	0
Nelson Santovenia, R (1, 2) OBP: 0.308, SLG: 0.386	B B B C X 3-1 5-3 ③		B B B C X 3-1 5-3 ②			L L F X 0-2 G6-4-3 ①② 1-2f			C B X 1-1 L4 ③		4	0	0	0	0	0	1
Rex Hudler, R (1, 6) OBP: 0.347, SLG: 0.403			B B F X 2-1 S SH3-4 1B			B F C X 1-2 F8 ③				B C F B F B X 3-2 S SH5-3 1B	4	1	2	0	0	0	0
Bryn Smith, R (1, 1) OBP: 0.114, SLG: 0.088 Otis Nixon, S (6, PH) OBP: 0.273, SLG: 0.267 (7, 7)			X 0-0 SH3-4 ① 1-2			X 0-0 S 1B		B C B X 2-1 S S WP 1B		1 SAFE X 0-0 SH5-3 ① 1-2	0 2	0 2	0 2	0 0	0 0	0 0	0 0
Inning Stats	R: 0 E: 0 K: 2 S: 9 H: 1 LOB: 1 BB: 0 P: 14	R: 0 E: 0 K: 1 S: 7 H: 0 LOB: 0 BB: 0 P: 14	R: 0 E: 0 K: 1 S: 7 H: 1 LOB: 1 BB: 0 P: 14	R: 0 E: 0 K: 2 S: 8 H: 0 LOB: 0 BB: 0 P: 12	R: 0 E: 0 K: 0 S: 4 H: 0 LOB: 0 BB: 0 P: 8	R: 2 E: 0 K: 1 S: 13 H: 3 LOB: 1 BB: 0 P: 22	R: 0 E: 0 K: 0 S: 7 H: 0 LOB: 0 BB: 1 P: 12	R: 1 E: 0 K: 1 S: 9 H: 1 LOB: 1 BB: 1 P: 17	R: 0 E: 0 K: 0 S: 7 H: 0 LOB: 0 BB: 0 P: 12	R: 1 E: 0 K: 0 S: 10 H: 2 LOB: 1 BB: 0 P: 16	1B: 7 2B: 1 3B: 0 HR: 0 SF: 0 SAC: 2 DP: 1 HBP: 0						WP: 1 PB: 0 SB: 6 CS: 0 PA: 38

PITCHER		IP	WLS	BF	H	R	ER	SO	BB	IBB	HBP	BLK	WP	HR	S	P	ERA	WHIP
Bob Forsch, R ERA: 4.59	(1, 1)	5.1		20	4	2	2	6	0	0	0	0	0	0	40	72	3.38	0.750
Dan Quisenberry, R ERA: 3.24	(6, 1)	0.2		3	1	0	0	1	0	0	0	0	0	0	8	12	0.00	1.500
Scott Terry, R ERA: 3.66	(7, 1)	1.0		3	0	0	0	0	1	0	0	0	0	0	7	12	0.00	1.000
Todd Worrell, R ERA: 3.46	(8, 1)	2.0		8	1	1	1	1	1	0	0	0	1	0	16	29	4.50	1.000
Larry McWilliams, L ERA: 2.83	(10, 1)	0.1	L	2	1	1	1	0	0	0	0	0	0	0	5	8	27.00	3.000

PITCHER		IP	WLS	BF	H	R	ER	SO	BB	IBB	HBP	BLK	WP	HR	S	P	ERA	WHIP
John Costello, R ERA: 0.98	(10, 1)	0.1		2	1	0	0	0	0	0	0	0	0	0	5	8	0.00	3.000

BOTTOM

St. Louis Cardinals @ Montreal Expos

Olympic Stadium, Montreal, QB

Thu Jul 28 1988, 7:05 PM EDT

Att. 20,751 - Dome - 70 F

livebaseballscorecards.com

AB	34
R	4
H	8
RBI	3
BB	2
SO	8
LOB	11

Batter	1	2	3	4	5	6	7	8	9	AB	R	H	RBI	BB	SO	LOB
Vince Coleman, S (1, 7) OBP: 0.320, SLG: 0.358	C F B F F C 1-3 ① K		C S B X 1-2 ① L7	B B C X 2-1 1B 1-2 2-3 1B		B B C F S 2-3 ③ K		F B B B C B 4-2 S BB		4	0	1	0	1	2	0
Ozzie Smith, S (1, 6) OBP: 0.344, SLG: 0.335	B M B X 2-1 ② L9		B B F F B B 4-2 1B 6-3 BB	B F B X 2-1 ② SF7 3-H			B B S F X 2-2 S 1B 1B	P X 1-0 ③ F7 1-2		3	2	1	1	1	0	1
Willie McGee, S (1, 8) OBP: 0.339, SLG: 0.376	C B X 1-1 FC6-4 1B		C F F B B 1 SAFE F X 2-2 6-3 S 1B 1-3 1B	B X 1-0 1-2 2-3 1B			C 1 SAFE 1 SAFE C X 0-2 S 1B 1-H 1B	B B F F B F F B 4-2 S BB		4	2	4	1	1	0	0
Tom Brunansky, R (1, 9) OBP: 0.360, SLG: 0.411	C B 1 SAFE B X 2-1 ③ FC6-4 1-2f		B B X 2-0 ② 6-3 1-3 3-H	S B S C 1-3 ③ K			1 SAFE S 1 SAFE 1 SAFE B B 1 SAFE 1 SAFE X 2-1 ① F6		1 SAFE B 1 SAFE 1 SAFE B B B X 3-0 ① F5 1-2	5	0	0	1	0	1	7
Terry Pendleton, S (1, 5) OBP: 0.316, SLG: 0.397		F X 0-1 ① F9	B F X 1-1 WP PB 1B 3-H		B F X 1-1 ① 3-1		F 1 SAFE 1 SAFE P B X 2-1 E 1B 1-H		B F S B F F S 2-3 ② K	5	0	2	2	0	1	1
Mike Laga, L (1, 3) OBP: 0.184, SLG: 0.229		B X 1-0 FC4-6 1B	B C B B F F X 3-2 ③ F6 1-3		B B F B C X 3-2 ② 3-1		B X 1-0 ② L9		B S B F S 2-3 ③ K	5	0	1	0	0	1	3
José Oquendo, S (1, 4) OBP: 0.346, SLG: 0.336		C F B X 1-2 ② FC4-6 1-2f HR		B C X 1-1 ① G3	B X 1-0 ③ L4		B 1 SAFE B F B C 1 SAFE X 3-2 ③ F8 1-2			4	1	0	0	0	0	2
Tony Peña, R (1, 2) OBP: 0.293, SLG: 0.367		S C P B B B X 3-2 1-H HR		F C B B B X 2-2 1B HBP SF7 1B		B F X 1-1 ① 5-3		B C B X 2-1 ① 6-3		4	2	2	2	0	0	0
Jose DeLeon, R (1, 1) OBP: 0.109, SLG: 0.089 Dan Quisenberry, R (9, 1) Ken Dayley, L (9, 1) Todd Worrell, R (9, 1)		F B X 1-1 ③ 6-3		L H 1-1 1B 1B 1-2 HBP		F S F S 0-3 ② K		X 0-0 ② 4-3		3 0 0 0	0 0 0 0	0 0 0 0	0 0 0 0	0 0 0 0	1 0 0 0	0 0 0 0
Inning Stats	R: 0 E: 0 K: 1 S: 11 H: 1 LOB: 1 BB: 0 P: 17	R: 2 E: 0 K: 0 S: 12 H: 2 LOB: 0 BB: 0 P: 17	R: 2 E: 0 K: 0 S: 17 H: 2 LOB: 1 BB: 1 P: 30	R: 1 E: 0 K: 1 S: 14 H: 3 LOB: 3 BB: 0 P: 24	R: 0 E: 0 K: 0 S: 6 H: 0 LOB: 0 BB: 0 P: 11	R: 0 E: 0 K: 2 S: 9 H: 0 LOB: 0 BB: 0 P: 12	R: 2 E: 1 K: 0 S: 15 H: 3 LOB: 1 BB: 0 P: 24	R: 0 E: 0 K: 0 S: 7 H: 0 LOB: 1 BB: 1 P: 13	R: 0 E: 0 K: 2 S: 13 H: 0 LOB: 1 BB: 1 P: 24	1B: 10 2B: 0 3B: 0 HR: 1 SF: 1 SAC: 0 DP: 0 HBP: 1						

PITCHER		IP	WLS	BF	H	R	ER	SO	BB	IBB	HBP	BLK	WP	HR	S	P	ERA	WHIP
Pascual Perez, R ERA: 2.08	(1, 1)	3.2	L	21	8	5	5	1	1	0	1	0	1	1	51	84	12.27	2.455
Tim Barrett, R ERA: 5.06	(4, 1)	3.1		13	3	2	2	3	0	0	0	0	0	0	33	51	5.40	0.900
Brian Holman, R ERA: 2.62	(8, 1)	1.0		4	0	0	0	0	1	0	0	0	0	0	7	13	0.00	1.000
Andy McGaffigan, R ERA: 3.27	(9, 1)	1.0		4	0	0	0	2	1	0	0	0	0	0	13	24	0.00	1.000

PITCHER	IP	WLS	BF	H	R	ER	SO	BB	IBB	HBP	BLK	WP	HR	S	P	ERA	WHIP

TOP

St. Louis Cardinals @ Montreal Expos

Olympic Stadium, Montreal, QB

Fri Jul 29 1988, 7:05 PM EDT

Att. 32,198 - Dome - 70 F

livebaseballscorecards.com

AB	37
R	7
H	11
RBI	7
BB	3
SO	6
LOB	14

PA: 42

WP: 1
PB: 1
SB: 5
CS: 0

BOTTOM

St. Louis Cardinals @ Montreal Expos

Olympic Stadium, Montreal, QB

Fri Jul 29 1988, 7:05 PM EDT

Att. 32,198 - Dome - 70 F

Batter	1	2	3	4	5	6	7	8	9	AB	R	H	RBI	BB	SO	LOB
Otis Nixon, S (1, 7) OBP: 0.278, SLG: 0.267	BBBCFB 4-2 WP BB		C X 0-1 G3 ③			C B X 1-1 S 1B	X 0-0 G3 ③		C C F X 0-2 G3 ② 3-H	4	0	1	1	1	0	2
Dave Martinez, L (1, 8) Mike Fitzgerald, R (9, PH) OBP: 0.292, SLG: 0.319 OBP: 0.386, SLG: 0.451	S 1 SAFE C S 0-3 K ①			C S B X 1-2 F6 ①		B C C S 1-3 K ② 1-2		X 0-0 4-3 ①	B B C X 2-1 1B	4 1	0 0	0 1	0 0	0 0	2 0	2 0
Wallace Johnson, S (1, 3) Tim Wallach, R (9, PH) OBP: 0.386, SLG: 0.380 OBP: 0.309, SLG: 0.407	1 SAFE C B 1 SAFE X 2-1 F5 ②			B C B B B 4-1 G6-4-3 BB		X 0-0 G3 ③		C X 0-1 6-3 ②	C C F B C S 1-3 K2-3 ③	3 1	0 0	0 0	0 0	1 1	0 1	2 1
Hubie Brooks, R (1, 9) Tracy Jones, R (6, 9) OBP: 0.304, SLG: 0.423 OBP: 0.350, SLG: 0.321	B C S X 1-2 5-3 ③ 1-3			C B X 1-1 G6-4-3 ②③ 1-2f			X 0-0 2B 1B 1B	F B X 1-1 1B		2 2	0 1	0 2	0 0	0 0	0 0	2 0
Graig Nettles, L (1, 5) OBP: 0.246, SLG: 0.271		B B S B F S 3-3 K ①			C B X 1-1 1B 1B		B F B B X 3-1 1-3 1B 2B	B B X 2-0 1-3 ③		4	1	2	0	0	1	1
Tom Foley, L (1, 4) OBP: 0.316, SLG: 0.361		C B S B S 2-3 K ②			X 0-0 G6-4-3 1-2 1B		B C S S 1-3 K ①		X 0-0 2B 2B	4	1	2	0	0	2	2
Nelson Santovenia, R (1, 2) OBP: 0.306, SLG: 0.382		B C S F S 1-3 K2-3 ③			C B B F F S 2-3 K ①		C X 0-1 BB 1B 2-H 3-H		B B C X 2-1 F8 ①	4	0	1	2	0	2	3
Rex Hudler, R (1, 6) OBP: 0.342, SLG: 0.408			B C B B S F X 3-2 F7 ①		C S F X 0-2 G6-4-3 ②③ 1-2f		B C 1 SAFE X 1-1 L8 ②		B F F X 1-2 3B 2B 2-H	4	1	1	1	0	0	3
Pascual Perez, R (1, 1) Tim Barrett, L (4, 1) Andres Galarraga, R (7, PH) OBP: 0.365, SLG: 0.578 Brian Holman, R (8, 1) OBP: 0.143, SLG: 0.143 Andy McGaffigan, R (9, 1) Luis Rivera, R (9, PH) OBP: 0.258, SLG: 0.325			C X 0-1 6-3 ②			B C S C 1-3 K ①	B S S S B B B 4-2 BB 1-2		F X 0-1 G3 3B 2B 2-H	1 1 0 0 0 1	0 0 0 0 0 1	0 0 0 0 0 1	0 0 0 0 0 1	0 0 1 0 0 0	0 0 0 0 0 0	0 0 0 0 0 0
Inning Stats	R: 0 E: 0 K: 1 S: 10 H: 0 LOB: 1 BB: 1 P: 17	R: 0 E: 0 K: 3 S: 10 H: 0 LOB: 0 BB: 0 P: 16	R: 0 E: 0 K: 0 S: 8 H: 0 LOB: 0 BB: 0 P: 11	R: 0 E: 0 K: 0 S: 6 H: 0 LOB: 0 BB: 1 P: 12	R: 0 E: 0 K: 1 S: 11 H: 2 LOB: 1 BB: 0 P: 14	R: 0 E: 0 K: 2 S: 9 H: 1 LOB: 1 BB: 0 P: 12	R: 2 E: 0 K: 1 S: 13 H: 3 LOB: 2 BB: 1 P: 22	R: 0 E: 0 K: 0 S: 6 H: 1 LOB: 1 BB: 0 P: 9	R: 3 E: 0 K: 1 S: 18 H: 4 LOB: 1 BB: 0 P: 24	1B: 7 2B: 3 3B: 1 HR: 0	SF: 0 SAC: 0 DP: 2 HBP: 0					

PITCHER		IP	WLS	BF	H	R	ER	SO	BB	IBB	HBP	BLK	WP	HR	S	P	ERA	WHIP
Jose DeLeon, R ERA: 4.11	(1, 1)	8.1	W	35	9	4	4	8	3	0	0	0	1	0	79	122	4.32	1.440
Dan Quisenberry, R ERA: 3.48	(9, 1)	0.1		2	1	1	1	0	0	0	0	0	0	0	6	6	27.00	3.000
Ken Dayley, L ERA: 3.52	(9, 1)	0.0		1	1	0	0	0	0	0	0	0	0	0	2	4	∞	∞
Todd Worrell, R ERA: 3.44	(9, 1)	0.1	S	1	0	0	0	1	0	0	0	0	0	0	4	5	0.00	0.000

PITCHER	IP	WLS	BF	H	R	ER	SO	BB	IBB	HBP	BLK	WP	HR	S	P	ERA	WHIP

AB	36
R	5
H	11
RBI	5
BB	3
SO	9
LOB	18

WP: 1	PB: 0	SB: 1	CS: 0
PA: 39			

livebaseballscorecards.com

Batter	1	2	3	4	5	6	7	8	9	AB	R	H	RBI	BB	SO	LOB
Vince Coleman, S (1, 7) OBP: 0.320, SLG: 0.357	B X 1-0 CS 1B			F B B S F B S 3-3 ① K		S 3 SAFE B X 1-1 ② 4-3 1-2 3-H			F C S 0-3 ① K	4	0	1	1	0	2	1
Ozzie Smith, S (1, 6) OBP: 0.343, SLG: 0.332	P F B X 2-1 ① ② 6-3 1-2			C B X 1-1 ② 4-3		B X 1-0 ③ 4-3			C B S B B B 4-2 S S BB	3	0	0	0	1	0	2
Willie McGee, S (1, 8) OBP: 0.341, SLG: 0.376	B B X 2-0 ③ 1-3			B X 1-0 ③ F7			X 0-0 S 1B		B 1 SAFE B B B C S B 4-2 1-2 S BB	3	0	1	0	1	0	0
Tom Brunansky, R (1, 9) OBP: 0.357, SLG: 0.406		C B X 1-1 ① F3			B S X 1-1 ① F9		1 SAFE 1 SAFE B C P S S 2-3 ① K 1-2		C C F B S 1-3 ② K	4	0	0	0	0	2	3
Terry Pendleton, S (1, 5) OBP: 0.311, SLG: 0.390		X 0-0 ② F7			B F C X 1-2 ② F8		F F S 0-3 ② K		2 SAFE S B S F B X 2-2 ③ 4-3 1-2 2-3	4	0	0	0	0	1	3
Mike Laga, L (1, 3) OBP: 0.173, SLG: 0.216		B X 1-0 ③ 4-3			B F C C 1-3 ③ K		F B B F F X 2-2 ③ 3-1			3	0	0	0	0	1	1
José Oquendo, S (1, 4) OBP: 0.349, SLG: 0.339			B X 1-0 G4-3 1B			X 0-0 1B 4-3 1B		B C B F X 2-2 ① 6-3		3	1	2	0	0	0	0
Tony Peña, R (1, 2) OBP: 0.293, SLG: 0.367			F P X 1-1 ① F9			S P X 1-1 4-3 1-3 1B		C S X 0-2 ② 5-3		3	0	1	0	0	0	1
John Tudor, L (1, 1) OBP: 0.159, SLG: 0.098 Todd Worrell, R (9, 1) Ken Dayley, L (9, 1)			C L P X 1-2 ② ③ G4-3 1-2f			F X 0-1 ① L6		X 0-0 ③ 6-3		3 0 0	0 0 0	0 0 0	0 0 0	0 0 0	0 0 0	3 0 0
Inning Stats	R: 0 E: 0 K: 0 S: 5 H: 1 LOB: 0 BB: 0 P: 9	R: 0 E: 0 K: 0 S: 4 H: 0 LOB: 0 BB: 0 P: 6	R: 0 E: 0 K: 0 S: 8 H: 1 LOB: 0 BB: 0 P: 9	R: 0 E: 0 K: 1 S: 7 H: 0 LOB: 0 BB: 0 P: 12	R: 0 E: 0 K: 1 S: 8 H: 0 LOB: 0 BB: 0 P: 11	R: 1 E: 0 K: 0 S: 9 H: 2 LOB: 1 BB: 0 P: 11	R: 0 E: 0 K: 2 S: 12 H: 1 LOB: 1 BB: 0 P: 15	R: 0 E: 0 K: 0 S: 7 H: 0 LOB: 0 BB: 0 P: 9	R: 0 E: 0 K: 2 S: 15 H: 0 LOB: 2 BB: 2 P: 26	1B: 5 2B: 0 3B: 0 HR: 0 SF: 0 SAC: 0 DP: 1 HBP: 0						

PITCHER		IP	WLS	BF	H	R	ER	SO	BB	IBB	HBP	BLK	WP	HR	S	P	ERA	WHIP
John Dopson, R ERA: 2.82	(1, 1)	8.0		27	5	1	1	4	0	0	0	0	0	0	60	82	1.12	0.625
Joe Hesketh, L ERA: 2.7	(9, 1)	1.0	W	5	0	0	0	2	2	0	0	0	0	0	15	26	0.00	2.000

PITCHER		IP	WLS	BF	H	R	ER	SO	BB	IBB	HBP	BLK	WP	HR	S	P	ERA	WHIP

TOP

St. Louis Cardinals @ Montreal Expos

Olympic Stadium, Montreal, QB

Sat Jul 30 1988, 7:05 PM EDT

Att. 24,719 - Dome - 70 F

livebaseballscorecards.com

AB	30
R	1
H	5
RBI	1
BB	2
SO	6
LOB	14

WP: 0	PA: 32																	
PB: 0																		
SB: 4																		
CS: 1																		

BOTTOM

St. Louis Cardinals @ Montreal Expos

Olympic Stadium, Montreal, QB

Sat Jul 30 1988, 7:05 PM EDT

Att. 24,719 - Dome - 70 F

Batter	1	2	3	4	5	6	7	8	9	AB	R	H	RBI	BB	SO	LOB
Otis Nixon, S (1, 7) OBP: 0.270, SLG: 0.258	B1-3			L6		6-3		FC1-2		4	0	0	0	0	0	3
Rex Hudler, R (1, 4) OBP: 0.338, SLG: 0.400	K			G3			S 1B	FC6-4		4	0	1	0	0	1	3
Andres Galarraga, R (1, 3) OBP: 0.366, SLG: 0.579	K			FC5-4 1B			K		4-3 SF8 2B	4	1	2	0	0	2	1
Tracy Jones, R (1, 9) OBP: 0.339, SLG: 0.309		4-3		FC5-4			1-3		4-3	4	0	0	0	0	0	3
Tim Wallach, R (1, 5) OBP: 0.306, SLG: 0.404		6-3			F7		F9		SF8	3	0	0	1	0	0	1
Mike Fitzgerald, R (1, 2) OBP: 0.402, SLG: 0.493		F7			CS 1B			BB FC1-2 2B	1B 2B	4	1	3	0	0	0	0
Dave Martinez, L (1, 8) OBP: 0.297, SLG: 0.320		CS 1B			L7			FC1-2 BB	1B IBB	2	0	1	0	2	0	1
Luis Rivera, R (1, 6) OBP: 0.255, SLG: 0.321		4-3				F7		K		3	0	0	0	0	1	3
Wallace Johnson, S (9, PH) OBP: 0.397, SLG: 0.392									1B	1	0	1	1	0	0	0
John Dopson, L (1, 1) OBP: 0.103, SLG: 0.071										2	0	0	0	0	1	0
Nelson Santovenia, R (8, PH) OBP: 0.310, SLG: 0.382										0	0	0	0	1	0	0
Pascual Perez, R (8, PR)										0	0	0	0	0	0	0
Joe Hesketh, R (9, 1)		K				F4		FC1-2 BB		0	0	0	0	0	0	0
Inning Stats	R: 0 E: 0 K: 2 S: 9 H: 0 LOB: 0 BB: 0 P: 11	R: 0 E: 0 K: 0 S: 4 H: 0 LOB: 0 BB: 0 P: 6	R: 0 E: 0 K: 1 S: 8 H: 1 LOB: 0 BB: 0 P: 13	R: 0 E: 0 K: 0 S: 9 H: 1 LOB: 1 BB: 0 P: 11	R: 0 E: 0 K: 0 S: 9 H: 1 LOB: 0 BB: 0 P: 15	R: 0 E: 0 K: 0 S: 6 H: 0 LOB: 0 BB: 0 P: 9	R: 0 E: 0 K: 1 S: 9 H: 1 LOB: 1 BB: 0 P: 15	R: 0 E: 0 K: 1 S: 9 H: 1 LOB: 3 BB: 2 P: 17	R: 2 E: 0 K: 0 S: 9 H: 3 LOB: 2 BB: 1 P: 17	1B: 5 2B: 3 3B: 0 HR: 0 SF: 1 SAC: 0 DP: 0 HBP: 0	WP: 0 PB: 0 SB: 1 CS: 2 PA: 35					

PITCHER	IP	WLS	BF	H	R	ER	SO	BB	IBB	HBP	BLK	WP	HR	S	P	ERA	WHIP
John Tudor, L (1, 1) ERA: 2.35	8.1		31	6	1	1	5	2	0	0	0	0	0	66	101	1.08	0.960
Todd Worrell, R (9, 1) ERA: 3.56	0.1	L	3	1	0	0	0	0	1	0	0	0	0	4	11	0.00	3.000
Ken Dayley, L (9, 1) ERA: 3.52	0.0		1	1	1	1	0	0	0	0	0	0	0	2	2	∞	∞

PITCHER	IP	WLS	BF	H	R	ER	SO	BB	IBB	HBP	BLK	WP	HR	S	P	ERA	WHIP

AB	31
R	2
H	8
RBI	2
BB	3
SO	5
LOB	15

livebaseballscorecards.com

Batter	1	2	3	4	5	6	7	8	9	AB	R	H	RBI	BB	SO	LOB
Vince Coleman, S (1, 7) OBP: 0.317, SLG: 0.354	B S B F F B X 3-2 ① F7		S P S B B S 3-3 ②③ K 1-2			X 0-0 ① F8			F B B X 2-1 ① F8	4	0	0	0	0	1	1
Ozzie Smith, S (1, 6) OBP: 0.342, SLG: 0.330	B S F F B X 2-2 ② 6-3			B B B C B 4-1 1B G3 BB		C B C B X 2-2 ② F6			C C X 0-2 ② 3-1	3	0	0	0	1	0	0
Willie McGee, S (1, 8) OBP: 0.340, SLG: 0.377	B C S F B X 2-2 2B			C B 1 SAFE 1 SAFE B 1 SAFE F X 2-2 ① G3 1-2		B S X 1-1 ③ G3			X 0-0 ③ 4-3	4	0	1	0	0	0	1
Terry Pendleton, S (1, 5) OBP: 0.311, SLG: 0.389	S S S 0-3 ③ K			S S B X 1-2 2-3 1B			B S F X 1-2 ① P1			3	0	1	0	0	1	1
Mike Laga, L (1, 3) OBP: 0.164, SLG: 0.204		B X 1-0 ① G3		F B 1 SAFE S F S 1-3 ② K			B S F X 1-2 ② L8			3	0	0	0	0	1	2
Curt Ford, L (1, 9) OBP: 0.220, SLG: 0.213		B B X 2-0 ② F8		B F X 1-1 ③ G3			B B F F X 2-2 ③ L9			3	0	0	0	0	0	2
Tom Pagnozzi, R (1, 2) OBP: 0.318, SLG: 0.337		C B X 1-1 ③ F9			B X 1-0 ① F9			X 0-0 ① L1		3	0	0	0	0	0	0
Tim Jones, L (1, 4) OBP: 0.214, SLG: 0.154			X 0-0 CS 1B		X 0-0 ② F8			B B B C X 3-1 ② L8		3	0	1	0	0	0	0
Danny Cox, R (1, 1) OBP: 0.043, SLG: 0.043 Tony Peña, R (8, PH) OBP: 0.292, SLG: 0.366 Scott Terry, R (8, 1)			1 SAFE X 0-0 ① B3		B F M X 1-2 ③ 6-3			C X 0-1 ③ 4-3		2 1 0	0 0 0	0 0 0	0 0 0	0 0 0	0 0 0	1 0 0

TOP

St. Louis Cardinals @ Montreal Expos

Olympic Stadium, Montreal, QB

Sun Jul 31 1988, 3:33 AM EDT

Att. 35,016 - Dome - 70 F

livebaseballscorecards.com

	AB	29
	R	0
	H	3
	RBI	0
	BB	1
	SO	3
	LOB	8

Inning Stats																		
	R: 0	H: 1	R: 0	H: 0	R: 0	H: 1	R: 0	H: 1	R: 0	H: 0	R: 0	H: 0	R: 0	H: 0	R: 0	H: 0	1B: 2	SF: 0
	E: 0	LOB: 1	E: 0	LOB: 0	E: 0	LOB: 0	K: 1	LOB: 2	E: 0	LOB: 0	E: 0	LOB: 0	E: 0	LOB: 0	E: 0	LOB: 0	2B: 1	SAC: 0
	K: 1	BB: 0	K: 0	BB: 0	K: 1	BB: 0	S: 13	BB: 1	K: 0	BB: 0	K: 0	BB: 0	K: 0	BB: 0	K: 0	BB: 0	3B: 0	DP: 0
	S: 15	P: 22	S: 4	P: 8	S: 6	P: 8		P: 22	S: 5	P: 7	S: 6	P: 9	S: 9	P: 13	S: 5	P: 8	HR: 0	HBP: 0

PITCHER		IP	WLS	BF	H	R	ER	SO	BB	IBB	HBP	BLK	WP	HR	S	P	ERA	WHIP	PITCHER		IP	WLS	BF	H	R	ER	SO	BB	IBB	HBP	BLK	WP	HR	S	P	ERA	WHIP
Dennis Martinez, R (1, 1) ERA: 2.36		9.0	W	30	3	0	0	3	1	0	0	0	0	0	69	105	0.00	0.444																			

Batter	1	2	3	4	5	6	7	8	9	AB	R	H	RBI	BB	SO	LOB
Otis Nixon, S (1, 7) OBP: 0.291, SLG: 0.283	C B F X 1-2 F8 S 1B		B C X 1-1 1B 2B		B F B B B 4-1 E S BB		B F B X 2-1 1B S 1B			3	1	3	0	1	0	0
Dave Martinez, L (1, 8) OBP: 0.300, SLG: 0.323	B C F C 1-3 ① K 1-2		C X 0-1 2-H 1B		C 1 SAFE C X 0-2 ① F7		B 1 SAFE C B 2 SAFE X 2-1 ② 1-3 CS 1B			4	0	2	1	0	1	2
Andres Galarraga, R (1, 3) OBP: 0.363, SLG: 0.574	B B F B S F F 2 SAFE F 3-2 X ② F8 2-3		S 1 SAFE F B F B 1 SAFE S 2-3 ③ K		F B F B B S 3-3 ② K 1-3		C 0-1 ③ CS 1-2	B B S F X 2-2 ① 4-3		4	0	0	0	0	2	3
Tim Wallach, R (1, 5) OBP: 0.306, SLG: 0.402	C X 0-1 ③ F4			B X 1-0 2B SF8 1B	B F C X 1-2 ③ F2			F X 0-1 ② 5-3		4	1	1	0	0	0	2
Tom Foley, L (1, 4) OBP: 0.315, SLG: 0.364		B F C X 1-2 ① F8		F X 0-1 SF8 1-3 2B		B X 1-0 ① F9		F F B F B X 2-2 ③ 4-3		4	0	1	0	0	0	0
Tracy Jones, R (1, 9) OBP: 0.339, SLG: 0.304		C X 0-1 ② 4-3		S B F B C 2-3 ① K		C B B B S B 4-2 S BB				2	0	0	0	1	1	2
Nelson Santovenia, R (1, 2) OBP: 0.305, SLG: 0.377	B S F B F X 2-2 ③ 6-3			X 0-0 ② SF8 2-3 3-H		X 0-0 ② F9				2	0	0	1	0	0	1
Rex Hudler, R (1, 6) OBP: 0.337, SLG: 0.390			C B F B B F X 3-2 ① L7	I I I 4-0 S IBB		C S X 0-2 ③ L7 1-2				2	0	0	0	1	0	1
Dennis Martinez, R (1, 1) OBP: 0.228, SLG: 0.218			S C B S 1-3 ② K	C F S 0-3 ③ K 1-2			B F C S 1-3 ① K			3	0	0	0	0	3	2
Inning Stats	R: 0 E: 0 K: 1 S: 14 H: 1 LOB: 1 BB: 0 P: 19	R: 0 E: 0 K: 0 S: 9 H: 0 LOB: 0 BB: 0 P: 12	R: 1 E: 0 K: 2 S: 15 H: 2 LOB: 1 BB: 0 P: 22	R: 1 E: 0 K: 2 S: 10 H: 2 LOB: 2 BB: 1 P: 17	R: 0 E: 0 K: 1 S: 10 H: 0 LOB: 1 BB: 1 P: 18	R: 0 E: 0 K: 0 S: 7 H: 0 LOB: 1 BB: 1 P: 12	R: 0 E: 0 K: 1 S: 8 H: 2 LOB: 0 BB: 0 P: 13	R: 0 E: 0 K: 0 S: 9 H: 0 LOB: 0 BB: 0 P: 13		1B: 5 2B: 2 3B: 0 HR: 0 SF: 1 SAC: 0 DP: 0 HBP: 0						

PITCHER		IP	WLS	BF	H	R	ER	SO	BB	IBB	HBP	BLK	WP	HR	S	P	ERA	WHIP
Danny Cox, R ERA: 3.8	(1, 1)	7.0	L	29	7	2	2	7	2	1	0	0	0	0	73	113	2.57	1.286
Scott Terry, R ERA: 3.59	(8, 1)	1.0		3	0	0	0	0	0	0	0	0	0	0	9	13	0.00	0.000

PITCHER	IP	WLS	BF	H	R	ER	SO	BB	IBB	HBP	BLK	WP	HR	S	P	ERA	WHIP

BOTTOM

St. Louis Cardinals @ Montreal Expos

Olympic Stadium, Montreal, QB

Sun Jul 31 1988, 3:33 AM EDT

Att. 35,016 - Dome - 70 F

livebaseballscorecards.com

AB	28
R	2
H	7
RBI	2
BB	3
SO	7
LOB	13

Batter	1	2	3	4	5	6	7	8	9	10	AB	R	H	RBI	BB	SO	LOB
Dave Martinez, L (1, 8) (7, 9) OBP: 0.305, SLG: 0.323	X 0-0 G3 ①		C C B C 1-3 K ①		B B B C F B 4-2 S BB		L 1 SAFE 1 SAFE B 1 SAFE X 1-1 SH5-4 ① 1-2		F X 0-1 BB S 1B	B S B B C B 4-2 CS BB	3	0	1	0	2	1	1
Tim Raines, S (1, 7) OBP: 0.359, SLG: 0.429	C B B B X 3-1 S 1B		B B C X 2-1 G3-1 ② 2-3		1 SAFE 1 SAFE B C X 1-1 G4-3 ③ 1-2		I I I 4-0 1B IBB		B 1 SAFE S 1 SAFE 1 SAFE F 1 SAFE 1 SAFE B 3-3 1 SAFE B S K ① 1-2	C F F P 1-2 CS ③ 1-2	4	0	1	0	1	1	3
Andres Galarraga, R (1, 3) OBP: 0.363, SLG: 0.570	1 SAFE 1 SAFE F 1 SAFE 1 SAFE 1 SAFE B F B 3-3 F B S K ② 1-2		B X 1-0 G5-3 ③			S B X 1-1 F9 ① C C X 0-2 1B 1-2 2-3			I I I I 4-0 BB IBB		4	0	1	0	1	1	2
Hubie Brooks, R (1, 9) OBP: 0.306, SLG: 0.426 Joe Hesketh, R (7, 1) Wallace Johnson, S (9, PH) OBP: 0.390, SLG: 0.385 Neal Heaton, L (9, 1) OBP: 0.158, SLG: 0.158 Andy McGaffigan, R (10, 1)	B C F X 2-2 L9 ③			B B X 2-0 G3 2B		C B B B S F X 3-2 WP 1B 1B	B F B F F F S 2-3 K ②		B C F B 1 SAFE X 2-2 F5 ②		4 0 1 0 0	0 0 0 0 0	2 0 0 0 0	0 0 0 0 0	0 0 0 0 0	1 0 0 0 0	4 0 2 0 0
Tim Wallach, R (1, 5) OBP: 0.305, SLG: 0.398		B B F F B X 3-2 G5-3 ①		F S F F F F F F B 3-2 B B F X F3 ①		B S 1 SAFE F F S 1-3 K ②	C B B B X 3-2 F8 ③		B B B F B 4-1 1-2 2-3 BB		4	0	0	0	1	1	5
Tom Foley, L (1, 4) OBP: 0.317, SLG: 0.364		B B C X 2-1 F7 ②		B F X 1-1 G3 ② 2-3		B B S B X 3-1 WP 1-2 1B		S B F X 1-2 SH5-4 1B	X 0-0 G1-3 ③		5	0	2	0	0	0	4
Mike Fitzgerald, R (1, 2) OBP: 0.396, SLG: 0.481	X 0-0 1B		B B B C X 3-1 F9 ③			F B B C B F F X 3-2 F8 ③ 1-2 2-3		X 0-0 SH5-4 ① 1-2		B X 1-0 F8 ①	4	0	1	0	0	0	3
Rex Hudler, R (1, 6) OBP: 0.341, SLG: 0.451	B C B F X 2-2 G4-3 ③				B L C X 1-2 G6-3 ①		C X 0-1 FC3 3B	B B S S X 2-1 P4 ②		B B F X 2-1 HR	5	2	2	1	0	0	2
Bryn Smith, R (1, 1) OBP: 0.135, SLG: 0.139 Graig Nettles, L (7, PH) OBP: 0.242, SLG: 0.267 Pascual Perez, R (7, PR) Otis Nixon, S (7, 8) OBP: 0.287, SLG: 0.279			C X 0-1 G3-1 2B		C C X 0-2 G5-3 ②		C S X 0-2 FC3 1B SH5-4 3-H	S B S C 1-3 K ③		F S S 0-3 K ②	2 1 0 2	0 0 0 0	1 0 0 0	0 1 0 0	0 0 0 2	0 0 0 1	0 0 0 0
Inning Stats	R: 0 E: 0 K: 1 S: 10 H: 1 LOB: 1 BB: 0 P: 18	R: 0 E: 0 K: 0 S: 9 H: 1 LOB: 1 BB: 0 P: 16	R: 0 E: 0 K: 1 S: 8 H: 1 LOB: 1 BB: 0 P: 12	R: 0 E: 0 K: 0 S: 15 H: 1 LOB: 1 BB: 0 P: 24	R: 0 E: 0 K: 0 S: 10 H: 0 LOB: 1 BB: 1 P: 16	R: 0 E: 0 K: 1 S: 17 H: 2 LOB: 2 BB: 0 P: 28	R: 1 E: 0 K: 1 S: 18 H: 2 LOB: 3 BB: 1 P: 28	R: 0 E: 0 K: 1 S: 9 H: 1 LOB: 1 BB: 0 P: 13	R: 0 E: 0 K: 1 S: 10 H: 1 LOB: 3 BB: 2 P: 23	R: 1 E: 0 K: 1 S: 12 H: 1 LOB: 0 BB: 1 P: 19	1B: 7 2B: 2 3B: 1 HR: 1	SF: 0 SAC: 2 DP: 0 HBP: 0					

PITCHER		IP	WLS	BF	H	R	ER	SO	BB	IBB	HBP	BLK	WP	HR	S	P	ERA	WHIP
Mike Dunne, R ERA: 3.65	(1, 1)	6.0		25	6	0	0	3	1	0	0	0	1	0	69	114	0.00	1.167
Barry Jones, R ERA: 2.86	(7, 1)	2.0		11	3	1	1	2	0	1	0	0	0	0	27	41	4.50	1.500
Jeff Robinson, R ERA: 2.96	(9, 1)	1.0		6	1	0	0	1	1	1	0	0	0	0	10	23	0.00	2.000
Jim Gott, R ERA: 2.61	(10, 1)	1.0	W	4	1	1	1	1	1	0	0	0	0	1	12	19	9.00	2.000

PITCHER	IP	WLS	BF	H	R	ER	SO	BB	IBB	HBP	BLK	WP	HR	S	P	ERA	WHIP

TOP

Montreal Expos @ Pittsburgh Pirates

Three Rivers Stadium, Pittsburgh, PA

Tue Aug 02 1988, 7:05 PM EDT
Att. 12,296 - Unknown - 88 F

livebaseballscorecards.com

AB	39
R	2
H	11
RBI	2
BB	5
SO	7
LOB	27

WP: 1 PA: 47
PB: 0
SB: 3
CS: 1

Batter	1	2	3	4	5	6	7	8	9	10	AB	R	H	RBI	BB	SO	LOB
Barry Bonds, L (1, 7) OBP: 0.374, SLG: 0.530	G4-3		L7		F8			CS 1B		1B	5	0	2	1	0	0	0
Jose Lind, R (1, 4) OBP: 0.297, SLG: 0.313	F8		G5-3			1B		1B		1B	5	0	3	1	0	0	0
Andy Van Slyke, L (1, 8) OBP: 0.343, SLG: 0.517	S 1B			G3		F8		K			4	0	1	0	0	1	2
Bobby Bonilla, S (1, 5) OBP: 0.381, SLG: 0.499	BB			2B 2B		F7			G5-3		3	1	1	0	1	0	1
Sid Bream, L (1, 3) OBP: 0.337, SLG: 0.446	G3			G4-3 2B		K			L7		4	0	1	1	0	1	3
R.J. Reynolds, S (1, 9) OBP: 0.291, SLG: 0.366 Jim Gott, R (10, 1)		F7		G4-3		G5-3			P4		4 0	0 0	0 0	0 0	0 0	0 0	1 0
Michael LaValliere, L (1, 2) OBP: 0.379, SLG: 0.360 Orestes Destrade, S (10, PH) OBP: 0.150, SLG: 0.158	G6-3 BB			K		K				F7	2 1	0 0	0 0	0 0	1 0	2 0	1 0
Rafael Belliard, R (1, 6) OBP: 0.292, SLG: 0.273 Denny Gonzalez, R (10, PH) OBP: 0.343, SLG: 0.241	G6-3				F9	G6-3				2B 1B	3 1	0 1	0 1	0 0	0 0	1 0	1 0
Mike Dunne, R (1, 1) OBP: 0.158, SLG: 0.088 Barry Jones, R (7, 1) Mike Diaz, R (8, PH) OBP: 0.363, SLG: 0.246 Jeff Robinson, R (9, 1) OBP: 0.154, SLG: 0.083 Glenn Wilson, R (10, 9) OBP: 0.282, SLG: 0.320		K			K			K		1B 1B 2B	2 0 1 0 1	0 0 0 0 1	0 0 0 0 1	0 0 0 0 1	0 0 0 0 0	2 0 0 0 0	0 0 0 0 0
Inning Stats	R: 0 E: 0 K: 0 S: 13 H: 1 LOB: 2 BB: 1 P: 22	R: 0 E: 0 K: 0 S: 4 H: 0 LOB: 0 BB: 1 P: 9	R: 0 E: 0 K: 1 S: 7 H: 0 LOB: 0 BB: 0 P: 8	R: 1 E: 0 K: 1 S: 8 H: 2 LOB: 1 BB: 0 P: 13	R: 0 E: 0 K: 1 S: 8 H: 0 LOB: 0 BB: 0 P: 12	R: 0 E: 0 K: 1 S: 11 H: 1 LOB: 1 BB: 0 P: 15	R: 0 E: 0 K: 1 S: 7 H: 0 LOB: 0 BB: 0 P: 10	R: 0 E: 0 K: 2 S: 11 H: 2 LOB: 1 BB: 0 P: 14	R: 0 E: 0 K: 0 S: 6 H: 0 LOB: 0 BB: 0 P: 7	R: 2 E: 0 K: 0 S: 9 H: 4 LOB: 2 BB: 0 P: 12	1B: 7 2B: 3 3B: 0 HR: 0	SF: 0 SAC: 0 DP: 1 HBP: 0						

PITCHER	IP	WLS	BF	H	R	ER	SO	BB	IBB	HBP	BLK	WP	HR	S	P	ERA	WHIP
Bryn Smith, R (1, 1) ERA: 3.28	6.0		23	4	1	1	4	2	0	0	0	0	0	51	79	1.50	1.000
Joe Hesketh, L (7, 1) ERA: 2.58	2.0		7	2	0	0	3	0	0	0	0	0	0	18	24	0.00	1.000
Neal Heaton, L (9, 1) ERA: 5.05	1.1	L	7	3	2	2	0	0	0	0	0	0	0	14	18	13.50	2.250
Andy McGaffigan, R (10, 1) ERA: 3.27	0.0		1	1	0	0	0	0	0	0	0	0	0	1	1	∞	∞

PITCHER	IP	WLS	BF	H	R	ER	SO	BB	IBB	HBP	BLK	WP	HR	S	P	ERA	WHIP

BOTTOM

Montreal Expos @ Pittsburgh Pirates

Three Rivers Stadium, Pittsburgh, PA

Tue Aug 02 1988, 7:05 PM EDT
Att. 12,296 - Unknown - 88 F

livebaseballscorecards.com

AB	36
R	3
H	10
RBI	3
BB	2
SO	7
LOB	9

1B: 7 2B: 3 3B: 0 HR: 0 | SF: 0 SAC: 0 DP: 1 HBP: 0

WP: 0 PB: 0 SB: 1 CS: 1 PA: 38

Batter	1	2	3	4	5	6	7	8	9	AB	R	H	RBI	BB	SO	LOB
Rex Hudler, R (1, 4) OBP: 0.344, SLG: 0.460	L F B F F X 1-2 S SF7 1B		B C X 1-1 HR 2B		B C F X 1-2 ② L8		B F C X 1-2 ③ F3		1 SAFE L 1 SAFE 1 SAFE X 0-1 ① FC3-6 CS 1-2f	5	2	2	0	0	0	1
Tim Raines, S (1, 7) OBP: 0.359, SLG: 0.429	C X 0-1 ① F8		X 0-0 ① B2		B C X 1-1 ③ L9			C F X 0-2 G1-3 1B 1B	1 SAFE C 1 SAFE 1 B 1 C B X 2-2 ② 1-2 1B	5	1	2	0	0	0	2
Andres Galarraga, R (1, 3) OBP: 0.364, SLG: 0.575	1 SAFE B B C S B F F F B F 4-2 B SF7 1-3 BB		X 0-0 2-H HR			C F B B B B X 3-2 ① F8		1 SAFE S 1 SAFE 1 B 1 SAFE X 1-1 ① G1-3 1-2	C F B B X 2-2 ③ F9	4	1	1	2	1	0	2
Hubie Brooks, R (1, 9) OBP: 0.306, SLG: 0.426 Otis Nixon, S (3, PR) OBP: 0.297, SLG: 0.290 (3, 8)	C B 1 SAFE X 1-1 ② SF7 1-2 3-H		H 1-0 CS HBP			B C B F X 2-2 S BB 1B		S C F B B F B X 3-2 2-H 2B 1B		0 2	0 1	0 2	1 1	0 0	0 0	0 0
Tim Wallach, R (1, 5) OBP: 0.306, SLG: 0.400	B F X 1-1 ③ G6-3		1 SAFE 1 SAFE B S F F F B X 2-2 ②③ G3-1 1-2			1 SAFE 1 SAFE 1 SAFE B 1 SAFE B B B 4-0 1-2 BB		C B 2 SAFE S F X 1-2 2-H 2B		3	0	1	1	1	0	2
Tracy Jones, R (1, 8) OBP: 0.344, SLG: 0.304 (3, 9) Tim Burke, R (8, 1)		F B X 1-1 ① L3		B B C F X 2-2 CS 1B		B B X 2-0 ② F8 2-3		I I I I 4-0 IBB		3 0	0 0	1 0	0 0	1 0	0 0	2 0
Nelson Santovenia, R (1, 2) OBP: 0.304, SLG: 0.393		X 0-0 HR		1 SAFE 1 SAFE C 1 SAFE B X 1-1 ① P3		B X 1-0 ③ F8		S S F F S 0-3 ② K		4	1	1	1	0	1	5
Luis Rivera, R (1, 6) OBP: 0.252, SLG: 0.317		F X 0-1 ② 5-3		1 SAFE B B B F B X 3-1 ②③ G6-3 1-2			F X 0-1 ① G5-3	B S B F F X 2-2 F9		4	0	0	0	0	0	3
Pascual Perez, R (1, 1) Joe Hesketh, R (8, 1) Dave Martinez, L (8, 9) OBP: 0.307, SLG: 0.323		S C C 0-3 ③ K			X 0-0 ① G6-3		B B B C C C 3-3 ② K		B F B B B 4-1 FC3-6 BB	3 0 0	0 0 0	0 0 0	0 0 0	0 0 1	2 0 0	0 0 0
Inning Stats	R: 1 E: 0 K: 0 S: 16 H: 1 LOB: 1 BB: 1 P: 23	R: 1 E: 0 K: 1 S: 8 H: 1 LOB: 0 BB: 0 P: 9	R: 2 E: 0 K: 0 S: 9 H: 2 LOB: 1 BB: 0 P: 13	R: 0 E: 0 K: 0 S: 7 H: 1 LOB: 0 BB: 0 P: 13	R: 0 E: 0 K: 0 S: 6 H: 0 LOB: 0 BB: 0 P: 8	R: 0 E: 0 K: 0 S: 8 H: 1 LOB: 2 BB: 1 P: 20	R: 0 E: 0 K: 1 S: 8 H: 0 LOB: 0 BB: 0 P: 12	R: 2 E: 0 K: 1 S: 23 H: 3 LOB: 2 BB: 1 P: 34	R: 0 E: 0 K: 0 S: 9 H: 1 LOB: 1 BB: 1 P: 17	1B: 6 2B: 2 3B: 0 HR: 2	SF: 1 SAC: 0 DP: 0 HBP: 1					

TOP

Montreal Expos @ Pittsburgh Pirates

Three Rivers Stadium, Pittsburgh, PA

Wed Aug 03 1988, 7:05 PM EDT

Att. 16,099 - Unknown - 85 F

livebaseballscorecards.com

AB	33
R	6
H	10
RBI	6
BB	4
SO	3
LOB	17

WP: 0 PB: 0 SB: 3 CS: 3 PA: 39

PITCHER		IP	WLS	BF	H	R	ER	SO	BB	IBB	HBP	BLK	WP	HR	S	P	ERA	WHIP
John Smiley, L ERA: 3.12	(1, 1)	2.1	L	13	4	4	4	1	1	0	1	0	0	2	28	38	15.43	2.143
Bob Kipper, L ERA: 3.18	(3, 1)	4.2		15	2	0	0	1	1	0	0	0	0	0	34	60	0.00	0.643
Barry Jones, R ERA: 3.16	(8, 1)	1.0		7	3	2	2	1	0	1	0	0	0	0	23	34	18.00	3.000
Dave Rucker, L ERA: 3.79	(9, 1)	1.0		4	1	0	0	0	1	0	0	0	0	0	9	17	0.00	2.000

PITCHER	IP	WLS	BF	H	R	ER	SO	BB	IBB	HBP	BLK	WP	HR	S	P	ERA	WHIP

Montreal Expos @ Pittsburgh Pirates

Three Rivers Stadium, Pittsburgh, PA

Wed Aug 03 1988, 7:05 PM EDT

Att. 16,099 - Unknown - 85 F

livebaseballscorecards.com

BOTTOM

Batter	1	2	3	4	5	6	7	8	9	AB	R	H	RBI	BB	SO	LOB
R.J. Reynolds, S (1, 7) OBP: 0.289, SLG: 0.359	4-3	K			K			BB	G4-3	4	1	0	0	1	2	1
Jose Lind, R (1, 4) OBP: 0.297, SLG: 0.311	L7		F8		G6-3			F9 1B 1-2 BB		3	0	0	0	1	0	0
Andy Van Slyke, L (1, 8) OBP: 0.347, SLG: 0.527	1B		S 1B			HR		F9		4	2	3	1	0	0	2
Bobby Bonilla, S (1, 5) OBP: 0.382, SLG: 0.501	2B		K 1-2			F9		1-2 1B 2-H		4	1	2	1	0	1	1
Sid Bream, L (1, 3) OBP: 0.336, SLG: 0.441	IBB		G6-3			F8		2-3		3	0	0	0	1	0	3
Glenn Wilson, R (1, 9) OBP: 0.282, SLG: 0.319	1B 1-2 2-H 3-H			G6-3		G4-3		F9		4	0	1	2	0	0	2
Michael LaValliere, L (1, 2) OBP: 0.377, SLG: 0.357	G4-3			F8			K		F8	2	0	0	0	0	0	2
Tom Prince, R (6, 2)										1	0	0	0	0	1	0
Barry Bonds, L (9, PH) OBP: 0.374, SLG: 0.528										1	0	0	0	0	0	0
Rafael Belliard, R (1, 6) OBP: 0.288, SLG: 0.269		5-3		G6-3			K2-3		B5-3	3	0	0	0	0	1	0
Denny Gonzalez, R (9, PH) OBP: 0.333, SLG: 0.233										1	0	0	0	0	0	0
John Smiley, L (1, 1) OBP: 0.136, SLG: 0.095		K			G4-3		G4-3		1B	1	0	0	0	0	1	0
Bob Kipper, R (3, 1)										1	0	0	0	0	0	0
Tommy Gregg, L (7, PH) OBP: 0.200, SLG: 0.385										1	0	0	0	0	0	0
Barry Jones, R (8, 1)										0	0	0	0	0	0	0
Dave Rucker, L (9, 1)										0	0	0	0	0	0	0
Orestes Destrade, S (9, PH) OBP: 0.190, SLG: 0.200										1	0	1	0	0	0	0
Inning Stats	R: 2 E: 0 K: 0 S: 11 H: 3 LOB: 2 BB: 1 P: 21	R: 0 E: 0 K: 2 S: 9 H: 0 LOB: 0 BB: 0 P: 13	R: 0 E: 0 K: 1 S: 10 H: 1 LOB: 1 BB: 0 P: 15	R: 0 E: 0 K: 0 S: 5 H: 0 LOB: 0 BB: 0 P: 6	R: 0 E: 0 K: 1 S: 8 H: 0 LOB: 0 BB: 0 P: 10	R: 1 E: 0 K: 0 S: 5 H: 1 LOB: 0 BB: 0 P: 8	R: 0 E: 0 K: 2 S: 9 H: 0 LOB: 0 BB: 0 P: 10	R: 1 E: 0 K: 0 S: 7 H: 1 LOB: 2 BB: 2 P: 21	R: 0 E: 0 K: 0 S: 5 H: 1 LOB: 1 BB: 0 P: 9	1B: 5 2B: 1 3B: 0 HR: 1	SF: 0 SAC: 0 DP: 0 HBP: 0						

AB	34
R	4
H	7
RBI	4
BB	3
SO	6
LOB	11

PITCHER		IP	WLS	BF	H	R	ER	SO	BB	IBB	HBP	BLK	WP	HR	S	P	ERA	WHIP
Pascual Perez, R ERA: 2.19	(1, 1)	7.0	W	27	5	3	3	6	0	1	0	0	0	1	57	83	3.86	0.714
Joe Hesketh, L ERA: 2.74	(8, 1)	0.2		5	1	1	1	0	2	0	0	0	0	0	6	20	13.50	4.500
Tim Burke, R ERA: 3.64	(8, 1)	1.1	S	5	1	0	0	0	0	0	0	0	0	0	6	10	0.00	0.750

PITCHER		IP	WLS	BF	H	R	ER	SO	BB	IBB	HBP	BLK	WP	HR	S	P	ERA	WHIP

WP: 0 PB: 0 SB: 1 CS: 0 PA: 37

Batter	1	2	3	4	5	6	7	8	9	AB	R	H	RBI	BB	SO	LOB
Dave Martinez, L (1, 8) (7, 9) OBP: 0.305, SLG: 0.321	C B B X 2-1 E6 G5-3 1B	B C B F C 2-3 K ③		B B X 2-0 L6 ②		C B C B F F X 2-2 G4-3 ②		1 SAFE B F B 1 SAFE X 2-1 G4-6-3 ② ③ 1-2f		5	1	1	0	0	1	1
Tim Raines, S (1, 7) OBP: 0.362, SLG: 0.431	C X 0-1 G4-3 S 1B		C X 0-1 G4-3 ①	B X 1-0 S 1B		C B F X 1-2 1B			X 0-0 G4-3 ①	5	0	3	0	0	0	0
Andres Galarraga, R (1, 3) OBP: 0.362, SLG: 0.569	B C X 1-2 G5-3 ① 1-2 3-H		C F B S 1-3 K ②	1 SAFE C 1 SAFE C S 0-3 K ③ 1-2		1 SAFE 1 SAFE F 1 SAFE 1 SAFE X 0-1 G5-3 ③			H 1-0 S 1B HBP	4	0	0	1	0	2	3
Hubie Brooks, R (1, 9) OBP: 0.306, SLG: 0.424 Otis Nixon, S (7, 8) OBP: 0.301, SLG: 0.295	B C X 1-1 G4-3 ② 2-3		B F S B X 2-2 1B 1B 1B		C F X 0-2 G5-3 ①	B B B C X 3-1 P4 ①			1 SAFE B S S S B X 2-2 S ② 1-H 1B	4 1	1 0	1 1	0 0	0 0	0 0	1 0
Tim Wallach, R (1, 5) OBP: 0.308, SLG: 0.399	F B F F F H 2-2 BB HBP		B 1 SAFE C F B X 2-2 1B ② 1-2 1B		S F B F X 1-2 G5-3 ②	X 0-0 F8 ②			M X 0-1 F8 ③ 2-3	4	0	1	0	0	0	1
Tom Foley, L (1, 4) OBP: 0.328, SLG: 0.377	B B B B C B 4-1 1-2 BB		C C X 0-2 BB ② 1-3 2-H 1B		B B B C X 3-1 1B	C B B F F B X 3-2 2B				3	0	3	1	1	0	0
Mike Fitzgerald, R (1, 2) OBP: 0.389, SLG: 0.463	B S B F S 2-3 K ③		C S F 1 SAFE 1 SAFE F B B F 4-2 B B 1-2 BB		1 SAFE 1 SAFE B 1 SAFE B C F X 2-2 F9 ③	B B B X 3-0 G5-3 ③				3	0	0	0	1	1	5
Rex Hudler, R (1, 6) OBP: 0.340, SLG: 0.484		B C B F X 2-2 F9 ①	C X 0-1 G1-3 ③			X 0-0 HR		M F F B X 1-2 G6-3 ①		4	1	1	1	0	0	3
John Dopson, L (1, 1) OBP: 0.094, SLG: 0.065 Graig Nettles, L (8, PH) OBP: 0.254, SLG: 0.279 Pascual Perez, R (8, PR) Andy McGaffigan, R (8, 1) Tim Burke, R (9, 1)		S S S 0-3 K ②	F S S 0-3 K ①			F S S 0-3 K ①		B B X 2-0 G4-6-3 1B		3 1 0 0 0	0 0 0 0 0	0 1 0 0 0	0 0 0 0 0	3 0 0 0 0	0 0 0 0 0	0 0 0 0 0
Inning Stats	R: 1 E: 1 K: 1 S: 16 H: 2 LOB: 3 BB: 1 P: 28	R: 0 E: 0 K: 2 S: 9 H: 0 LOB: 0 BB: 0 P: 13	R: 1 E: 0 K: 1 S: 21 H: 3 LOB: 3 BB: 1 P: 30	R: 0 E: 0 K: 2 S: 8 H: 1 LOB: 1 BB: 0 P: 11	R: 0 E: 0 K: 0 S: 12 H: 1 LOB: 1 BB: 0 P: 18	R: 1 E: 0 K: 1 S: 14 H: 2 LOB: 1 BB: 0 P: 17	R: 0 E: 0 K: 0 S: 8 H: 1 LOB: 1 BB: 0 P: 17	R: 0 E: 0 K: 0 S: 7 H: 1 LOB: 1 BB: 0 P: 12	R: 0 E: 0 K: 0 S: 6 H: 1 LOB: 1 BB: 0 P: 9	1B: 10 2B: 1 3B: 0 HR: 1 SF: 0 SAC: 0 DP: 1 HBP: 2						

PITCHER		IP	WLS	BF	H	R	ER	SO	BB	IBB	HBP	BLK	WP	HR	S	P	ERA	WHIP
Brian Fisher, R ERA: 4.45	(1, 1)	7.0	L	34	10	3	3	7	2	0	1	0	0	1	88	134	3.86	1.714
Jeff Robinson, R ERA: 2.9	(8, 1)	2.0		7	2	0	0	0	0	0	1	0	0	0	13	21	0.00	1.000

PITCHER	IP	WLS	BF	H	R	ER	SO	BB	IBB	HBP	BLK	WP	HR	S	P	ERA	WHIP

TOP

Montreal Expos @ Pittsburgh Pirates

Three Rivers Stadium, Pittsburgh, PA

Thu Aug 04 1988, 7:05 PM EDT
Att. 17,726 - Unknown - 83 F

livebaseballscorecards.com

AB	37
R	3
H	12
RBI	3
BB	2
SO	7
LOB	14

WP: 0 PA: 41
PB: 0
SB: 4
CS: 0

Montreal Expos @ Pittsburgh Pirates

Three Rivers Stadium, Pittsburgh, PA

Thu Aug 04 1988, 7:05 PM EDT

Att. 17,726 - Unknown - 83 F

BOTTOM

Batter	1	2	3	4	5	6	7	8	9	AB	R	H	RBI	BB	SO	LOB
Barry Bonds, L (1, 7) OBP: 0.375, SLG: 0.531	2-0 G1-3 1B 2B		3-2 L8 ②			0-0 P6 ①		3-1 G4-1 S 1B		4	1	2	0	0	0	0
Jose Lind, R (1, 4) OBP: 0.294, SLG: 0.308	1-2 G1-3 ① 2-3		3-2 G1-3 ③			2-1 G6-3 ②		2-3 K ① 1-2		4	0	0	0	0	1	2
Andy Van Slyke, L (1, 8) OBP: 0.348, SLG: 0.534	3-1 S 3-H 1B			2-3 K ①		3-1 HR		0-1 G4-1 2-3		4	1	2	2	0	1	1
Bobby Bonilla, S (1, 5) OBP: 0.378, SLG: 0.496	3-0 L8 ②			0-0 F8 ②		1-3 K ③		1-3 K ③		4	0	0	0	0	2	2
Sid Bream, L (1, 3) OBP: 0.338, SLG: 0.440	3-1 F9 ③ 1-2			0-1 G4-3 ③			0-1 SH1-4 S 1B		4-2 SH1-4 HBP BB	3	0	1	0	1	0	1
Glenn Wilson, R (1, 9) OBP: 0.284, SLG: 0.317		1-0 G4-3 ①			2-3 K ①		4-2 SH1-4 1-2 BB		1-2 SH1-4 1-2 HBP	2	0	0	0	1	1	0
Tom Prince, R (1, 2)		1-2 F8 ②			4-0 FC5-4 BB		0-0 SH1-4 ① 1-2 2-3		1-1 SH1-4 ① 1-2 2-3	1	0	0	0	1	0	0
Rafael Belliard, R (1, 6) OBP: 0.286, SLG: 0.267 Denny Gonzalez, R (7, PH) OBP: 0.316, SLG: 0.219 (8, 6)		0-1 G6-3 ③			0-0 FC5-4 ② 1-2f		2-2 F4 ②		1-3 K ②	2 2	0 0	0 0	0 0	0 1	0 4	1 4
Brian Fisher, R (1, 1) OBP: 0.128, SLG: 0.083 R.J. Reynolds, S (7, PH) OBP: 0.288, SLG: 0.357 Jeff Robinson, R (8, 1) OBP: 0.154, SLG: 0.083 Orestes Destrade, S (9, PH) OBP: 0.182, SLG: 0.190			2-3 K ①		0-3 K ③		1-1 F7 ③		3-3 K ③	2 1 0 1	0 0 0 0	0 0 0 0	0 0 0 0	0 0 0 0	2 0 0 1	1 2 0 2
Inning Stats	R: 1 E: 0 K: 0 S: 13 H: 2 LOB: 1 BB: 0 P: 22	R: 0 E: 0 K: 0 S: 6 H: 0 LOB: 0 BB: 0 P: 8	R: 0 E: 0 K: 1 S: 11 H: 0 LOB: 0 BB: 0 P: 19	R: 0 E: 0 K: 1 S: 6 H: 0 LOB: 0 BB: 0 P: 8	R: 0 E: 0 K: 2 S: 7 H: 0 LOB: 1 BB: 1 P: 13	R: 1 E: 0 K: 1 S: 9 H: 1 LOB: 0 BB: 0 P: 15	R: 0 E: 0 K: 0 S: 11 H: 1 LOB: 2 BB: 1 P: 17	R: 0 E: 0 K: 2 S: 11 H: 1 LOB: 1 BB: 0 P: 17	R: 0 E: 0 K: 2 S: 14 H: 0 LOB: 2 BB: 1 P: 24	1B: 3 2B: 1 3B: 0 HR: 1	SF: 0 SAC: 2 DP: 0 HBP: 1						

livebaseballscorecards.com

AB	30
R	2
H	5
RBI	2
BB	3
SO	9
LOB	16

PITCHER		IP	WLS	BF	H	R	ER	SO	BB	IBB	HBP	BLK	WP	HR	S	P	ERA	WHIP
John Dopson, R ERA: 2.8	(1, 1)	7.0	W	27	4	2	2	5	2	0	0	0	0	1	63	102	2.57	0.857
Andy McGaffigan, R ERA: 3.21	(8, 1)	1.0		5	1	0	0	2	1	0	0	0	0	0	13	23	0.00	2.000
Tim Burke, R ERA: 3.58	(9, 1)	1.0	S	4	0	0	0	2	0	0	1	0	0	0	12	18	0.00	0.000

PITCHER	IP	WLS	BF	H	R	ER	SO	BB	IBB	HBP	BLK	WP	HR	S	P	ERA	WHIP

Batter	1	2	3	4	5	6	7	8	9	AB	R	H	RBI	BB	SO	LOB
Rex Hudler, R (1, 4) OBP: 0.363, SLG: 0.495	B B C F X 2-2 1B 1B 1B		B S X 1-1 G6-4-3 1B		B B B 4-0 SF7 BB		C S X 0-2 S 1B		B F X 1-1 ③ FC6-4 1-2f	4	1	3	0	1	0	2
Tim Raines, S (1, 7) OBP: 0.361, SLG: 0.430	F X 0-1 1B 1-3 G6-4-3 1B		1 SAFE B 1 SAFE F B X 2-1 ② ③ G6-4-3 1-2f		S B X 1-1 ② SF7 1-2 3-H		1 SAFE 1 SAFE B X 1-0 ③ F7 1-2			3	1	1	1	0	0	2
Andres Galarraga, R (1, 3) OBP: 0.363, SLG: 0.567	1 SAFE 1 SAFE B 1 SAFE 1 SAFE 1 SAFE 1 SAFE X 1-0 G6-4-3 1-3 3-H 1B			B F C S 1-3 ① K	X 0-0 ③ G5-3			B B B C B 4-1 G6-4-3 BB		3	0	1	1	1	1	1
Hubie Brooks, R (1, 9) OBP: 0.306, SLG: 0.422 Otis Nixon, S (6, PR) OBP: 0.299, SLG: 0.293 (6, 8)	B B F X 2-1 ① ② G6-4-3 1-2f 3-H			B C X 1-1 ② P5		B B B C B 4-1 FC5-4 BB		B B C X 2-1 ① L7		2 1	0 0	0 0	0 0	1 0	0 0	1 1
Tim Wallach, R (1, 5) OBP: 0.307, SLG: 0.397	C F F F B X 1-2 ③ F7			B C B B X 3-1 1B 1B	X 0-0 ① F8			X 0-0 ② ③ G6-4-3 1-2f		4	0	1	0	0	0	2
Tracy Jones, R (1, 8) OBP: 0.341, SLG: 0.303 (6, 9)		C B X 1-1 ① G6-3		B B B C X 3-1 1-2 1B	1 SAFE 1 SAFE 1 SAFE 1 SAFE 1 SAFE B B X 2-0 ② P4				F S B B X 2-2 ① L3	4	0	1	0	0	0	1
Nelson Santovenia, R (1, 2) OBP: 0.303, SLG: 0.395		S X 0-1 ② F8	S X 0-1 ③ L4		1 SAFE 1 SAFE 1 SAFE 1 SAFE X 0-0 ③ FC5-4 1-2f				B B X 2-0 1B 2B	4	0	1	0	0	0	3
Luis Rivera, R (1, 6) OBP: 0.255, SLG: 0.321		F X 0-1 ③ G6-3		F X 0-1 SH3-4 SF7 2B			F B F B X 2-2 ① L5		C B B F F B B 4-2 1B BB	3	1	1	0	1	0	0
Dennis Martinez, R (1, 1) OBP: 0.233, SLG: 0.224		C F X 0-2 ① F8		X 0-0 ① SH3-4 2-3			B S S F F B F S 2-3 ② K		B X 1-0 ② FC6-4 1-3 2-3 1B	3	0	1	0	0	1	0
Inning Stats	R: 2 E: 0 K: 0 S: 13 H: 3 LOB: 0 BB: 0 P: 19	R: 0 E: 0 K: 0 S: 6 H: 0 LOB: 0 BB: 0 P: 7	R: 0 E: 0 K: 0 S: 7 H: 1 LOB: 0 BB: 0 P: 10	R: 0 E: 0 K: 1 S: 11 H: 2 LOB: 2 BB: 0 P: 19	R: 1 E: 0 K: 0 S: 6 H: 1 LOB: 1 BB: 1 P: 11	R: 0 E: 0 K: 0 S: 4 H: 0 LOB: 1 BB: 1 P: 10	R: 0 E: 0 K: 1 S: 13 H: 1 LOB: 1 BB: 0 P: 18	R: 0 E: 0 K: 0 S: 4 H: 0 LOB: 0 BB: 1 P: 10	R: 0 E: 0 K: 0 S: 10 H: 2 LOB: 2 BB: 1 P: 20	1B: 8 2B: 2 3B: 0 HR: 0 SF: 1 SAC: 1 DP: 3 HBP: 0						

PITCHER		IP	WLS	BF	H	R	ER	SO	BB	IBB	HBP	BLK	WP	HR	S	P	ERA	WHIP
John Tudor, L ERA: 2.42	(1, 1)	7.0	L	29	8	3	3	2	2	0	0	0	0	0	60	94	3.86	1.429
Scott Terry, R ERA: 3.25	(8, 1)	2.0		8	2	0	0	0	2	0	0	0	0	0	14	30	0.00	2.000

PITCHER	IP	WLS	BF	H	R	ER	SO	BB	IBB	HBP	BLK	WP	HR	S	P	ERA	WHIP

TOP

Montreal Expos @ St. Louis Cardinals

Busch Stadium, St. Louis, MO

Fri Aug 05 1988, 7:05 PM CDT
Att. 45,023 - Unknown - 85 F

livebaseballscorecards.com

AB	31
R	3
H	10
RBI	2
BB	4
SO	2
LOB	13

WP: 0	PB: 0	SB: 1	CS: 0
PA: 37			

Batter	1	2	3	4	5	6	7	8	9	AB	R	H	RBI	BB	SO	LOB
Vince Coleman, S (1, 7) OBP: 0.314, SLG: 0.349	B F X 1-1 CS 1B		C C B B X 2-2 E 1B		F X 0-1 F7 ①		S F B X 1-2 G1-3 ③			4	1	2	0	0	0	0
Ozzie Smith, S (1, 6) OBP: 0.341, SLG: 0.322	1 SAFE C P 1 SAFE X 1-1 F7 ①		X 0-0 F7 ①		B L C X 1-2 G6-3 ②			C C F X 0-2 L8 ①		4	0	0	0	0	0	2
Willie McGee, S (1, 8) OBP: 0.339, SLG: 0.378	1 SAFE 1 SAFE P F X 1-1 1-2 1B ②		1 SAFE 1 SAFE P 1 SAFE C 1 SAFE 2 SAFE 2-1 X G6-3 ② 1-2		C X 0-1 L4 ③			B S F B X 2-2 G6-3 ②		4	0	1	0	0	0	1
Tom Brunansky, R (1, 9) OBP: 0.361, SLG: 0.421	S B 1 SAFE 1 SAFE C S 1-3 K ③		X 0-0 2-H 1B			B X 1-0 L8 ①		B C S B B F B 4-2 BB		3	0	1	1	1	1	1
Terry Pendleton, S (1, 5) OBP: 0.309, SLG: 0.377		X 0-0 G3 ①	B S 1 SAFE B F F S 2-3 K ③			C F B X 1-2 G4-3 ②		S B B F X 2-2 F8 ③		4	0	0	0	0	1	2
Tom Lawless, R (9, 5) OBP: 0.176, SLG: 0.188										0	0	0	0	0	0	0
José Oquendo, S (1, 4) OBP: 0.351, SLG: 0.343		X 0-0 E FC3-2 1B		B C B S X 2-2 G4-3 ①		B C X 1-1 1B			B C B F S 2-3 K ①	4	0	2	0	0	1	0
Mike Laga, L (1, 3) OBP: 0.152, SLG: 0.185		X 0-0 E9 FC3-2 1-3		S X 0-1 G3 ②		X 0-0 G1-3 ③			S B X 1-1 FC4-6 1B	4	0	1	0	0	0	2
Tony Peña, R (1, 2) OBP: 0.289, SLG: 0.358		B F F X 1-2 FC3-2 ② 2-3 3-H		C B X 1-1 1B			B B C C X 2-2 L8 ①		F F F X 0-2 FC4-6 S ② 1-2f	4	0	1	0	0	0	3
John Tudor, L (1, 1) OBP: 0.152, SLG: 0.093		S X 0-1 F9 ③		B S C F S 1-3 K ③			X 0-0 L8 ②		B F B C F S 2-3 K ③ 1-2	2	0	0	0	0	1	3
Tim Jones, L (7, PH) OBP: 0.250, SLG: 0.167										1	0	0	0	0	0	0
Scott Terry, R (8, 1)										0	0	0	0	0	0	0
Curt Ford, L (9, PH) OBP: 0.212, SLG: 0.205										1	0	0	0	0	1	1
Inning Stats	R: 0 H: 2 E: 0 LOB: 1 K: 1 BB: 0 S: 11 P: 13	R: 0 H: 1 E: 1 LOB: 2 K: 0 BB: 0 S: 8 P: 9	R: 1 H: 2 E: 1 LOB: 1 K: 1 BB: 0 S: 13 P: 17	R: 0 H: 1 E: 0 LOB: 1 K: 1 BB: 0 S: 11 P: 15	R: 0 H: 0 E: 0 LOB: 0 K: 0 BB: 0 S: 7 P: 8	R: 0 H: 1 E: 0 LOB: 1 K: 0 BB: 0 S: 8 P: 11	R: 0 H: 0 E: 0 LOB: 0 K: 0 BB: 0 S: 7 P: 10	R: 0 H: 0 E: 0 LOB: 1 K: 0 BB: 1 S: 13 P: 21	R: 0 H: 1 E: 0 LOB: 1 K: 2 BB: 0 S: 13 P: 18	1B: 8 SF: 0 2B: 0 SAC: 0 3B: 0 DP: 0 HR: 0 HBP: 0						WP: 0 PA: 36 PB: 0 SB: 1 CS: 1	

PITCHER	IP	WLS	BF	H	R	ER	SO	BB	IBB	HBP	BLK	WP	HR	S	P	ERA	WHIP
Dennis Martinez, R (1, 1) ERA: 2.24	9.0	W	36	8	1	0	5	1	0	0	0	0	0	91	122	0.00	1.000

PITCHER	IP	WLS	BF	H	R	ER	SO	BB	IBB	HBP	BLK	WP	HR	S	P	ERA	WHIP

BOTTOM

Montreal Expos @ St. Louis Cardinals

Busch Stadium, St. Louis, MO

Fri Aug 05 1988, 7:05 PM CDT
Att. 45,023 - Unknown - 85 F

livebaseballscorecards.com

AB	35
R	1
H	8
RBI	1
BB	1
SO	5
LOB	15

Batter	1	2	3	4	5	6	7	8	9	AB	R	H	RBI	BB	SO	LOB
Otis Nixon, S (1, 8) OBP: 0.303, SLG: 0.304	X 0-0 1B SF7 1B	B C S B B X 3-2 ③ G3		C B X 1-1 1-3 2-H 3-H 2B			S C F B X 1-2 ① G3-1		B B B S C X 3-2 ① F8	5	1	2	2	0	0	0
Dave Martinez, L (1, 9) OBP: 0.307, SLG: 0.322	1 SAFE B C B X 2-1 G3 SF7 3B 1-3 1B	X 0-0 ① L3		C F B S 1-3 ② K			C B C F F X 1-2 S 1B		B C C B S 2-3 ② K	5	1	2	0	0	2	2
Tim Raines, S (1, 7) OBP: 0.362, SLG: 0.432	B 1 SAFE B X 2-0 ① SF7 1-2 3-H	F C F X 0-2 ② G6-3		C B X 2-1 ③ F9			B 1 SAFE 1 SAFE B F F B B 4-2 1-2 BB		B B X 2-0 2B	3	0	1	1	1	0	2
Andres Galarraga, R (1, 3) OBP: 0.361, SLG: 0.565	C B X 1-1 ② G3 2-3	B B X 2-0 2B			C B F S 1-3 ① K		B S B F C 2-3 ② K		F X 0-1 ③ G5-3	5	0	1	0	0	2	4
Graig Nettles, L (1, 5) OBP: 0.268, SLG: 0.270 Tim Wallach, R (7, 5) OBP: 0.307, SLG: 0.397	B B B B 4-0 3B BB	B B B B C F S 3-3 ③ K			B B C F B B 4-2 G4-6-3 BB		C F X 0-2 ③ P4			2 0	1 0	0 0	0 0	2 0	1 0	3 0
Tom Foley, L (1, 4) OBP: 0.331, SLG: 0.388	X 0-0 1-H 3-H 3B			B S S X 1-2 ① F7	X 0-0 ② ③ G4-6-3 1-2f			S X 0-1 SH1-3 1B		4	0	2	2	0	0	1
Mike Fitzgerald, R (1, 2) OBP: 0.388, SLG: 0.459	X 0-0 ③ F8			B B X 2-0 SH 1B 2B 1B		B C B C C 2-3 ① K		1 SAFE L X 0-1 ① SH1-3 1-2		3	1	1	0	0	1	1
Rex Hudler, R (1, 6) OBP: 0.368, SLG: 0.495		B B F L F B F F S 3-3 ① K		F B X 1-1 SH 1-2 2B 1B		C C X 0-2 CS 1B		M 2 B S S SAFE 1-3 ② K		4	1	2	0	0	2	1
Brian Holman, R (1, 1) OBP: 0.133, SLG: 0.133 Wallace Johnson, S (6, PH) OBP: 0.383, SLG: 0.377 Neal Heaton, L (6, 1) OBP: 0.158, SLG: 0.158 Andy McGaffigan, R (7, 1) Tracy Jones, R (8, PH) OBP: 0.338, SLG: 0.300 Joe Hesketh, R (8, 1) Tim Burke, R (8, 1)		S B X 1-1 ② G5-3		X 0-0 SH 2B 1-2 2-3		1 SAFE B C B F C 2-3 ② ③ K 1-2		B B X 2-0 ③ F7		1 1 0 0 1 0 0	0 0 0 0 0 0 0	0 0 0 0 0 0 0	0 0 0 0 0 0 0	0 1 0 0 0 0 0	0 0 0 0 0 0 0	0 1 0 0 1 0 0
Inning Stats	R: 3 E: 0 K: 0 S: 8 H: 3 LOB: 1 BB: 1 P: 17	R: 0 E: 0 K: 1 S: 11 H: 0 LOB: 0 BB: 0 P: 18	R: 0 E: 0 K: 1 S: 9 H: 1 LOB: 1 BB: 0 P: 14	R: 2 E: 1 K: 1 S: 14 H: 3 LOB: 2 BB: 0 P: 22	R: 0 E: 0 K: 1 S: 6 H: 0 LOB: 0 BB: 1 P: 11	R: 0 E: 0 K: 2 S: 9 H: 1 LOB: 0 BB: 0 P: 13	R: 0 E: 0 K: 1 S: 17 H: 1 LOB: 2 BB: 1 P: 25	R: 0 E: 0 K: 1 S: 8 H: 1 LOB: 1 BB: 0 P: 11	R: 0 E: 0 K: 1 S: 9 H: 1 LOB: 1 BB: 0 P: 16	1B: 7 2B: 3 3B: 1 HR: 0 SF: 1 SAC: 2 DP: 1 HBP: 0						

PITCHER		IP	WLS	BF	H	R	ER	SO	BB	IBB	HBP	BLK	WP	HR	S	P	ERA	WHIP
Danny Cox, R ERA: 3.98	(1, 1)	3.0	L	14	4	3	3	2	1	0	0	0	0	0	28	49	9.00	1.667
Larry McWilliams, L ERA: 2.98	(4, 1)	1.0		7	3	2	2	1	0	0	0	0	0	0	14	22	18.00	3.000
John Costello, R ERA: 0.77	(5, 1)	3.0		11	2	0	0	4	2	0	0	0	0	0	32	49	0.00	1.333
Dan Quisenberry, R ERA: 3.25	(8, 1)	1.0		4	1	0	0	1	0	0	0	0	0	0	8	11	0.00	1.000
Ken Dayley, L ERA: 3.38	(9, 1)	0.2		3	1	0	0	1	0	0	0	0	0	0	7	14	0.00	1.500

PITCHER		IP	WLS	BF	H	R	ER	SO	BB	IBB	HBP	BLK	WP	HR	S	P	ERA	WHIP
Todd Worrell, R ERA: 3.55	(9, 1)	0.1		1	0	0	0	0	0	0	0	0	0	0	2	2	0.00	0.000

TOP

Montreal Expos @ St. Louis Cardinals

Busch Stadium, St. Louis, MO

Sat Aug 06 1988, 3:33 AM CDT
Att. 36,338 - Sunny - 87 F

livebaseballscorecards.com

AB	34
R	5
H	11
RBI	5
BB	3
SO	9
LOB	16

WP: 0	PA: 40		
PB: 0			
SB: 1			
CS: 1			

Batter	1	2	3	4	5	6	7	8	9	AB	R	H	RBI	BB	SO	LOB
Vince Coleman, S (1, 7) OBP: 0.315, SLG: 0.350	F7		FC6-4 1-2f 3-H		L8		1B 1-2 2-3 1B		G4-3 1B 1B	5	1	2	1	0	0	1
Ozzie Smith, S (1, 6) OBP: 0.343, SLG: 0.324	G3-1		BB 1-2		G4-3		G5-4-3 1-2 2-3 3-H 1B		G4-3 S 1-3 1B	4	0	2	1	1	0	0
Willie McGee, S (1, 8) OBP: 0.338, SLG: 0.376	G6-3		G4-3		S 1B		K		G4-3 1-3 3-H	5	0	1	1	0	1	6
Tom Brunansky, R (1, 9) OBP: 0.359, SLG: 0.417		F8		L7	L7 1-2		G5-4-3 1-2f		BB	4	0	0	0	1	0	4
Terry Pendleton, S (1, 5) OBP: 0.314, SLG: 0.385		F8		1B SF8 1B		G6-4-3 1B		2B	G4-3	5	1	3	0	0	0	2
José Oquendo, S (1, 4) OBP: 0.350, SLG: 0.341		F7		BB 1-3 1B		G6-4-3 1-2f		K		4	0	1	0	0	1	2
Mike Laga, L (1, 3) OBP: 0.157, SLG: 0.176			K	BB 1-2		K		F8		3	0	0	0	1	2	1
Tom Pagnozzi, R (1, 2) OBP: 0.309, SLG: 0.336			1B FC6-4 2B	SF8 3-H			1B 1B 1B 1B	K		3	2	2	1	0	1	1
Ken Dayley, L (9, 1)										0	0	0	0	0	0	0
Todd Worrell, R (9, 1)										0	0	0	0	0	0	0
Danny Cox, R (1, 1) OBP: 0.043, SLG: 0.043										0	0	0	0	0	0	0
Tim Jones, L (3, PH) OBP: 0.286, SLG: 0.211										1	0	1	0	0	0	0
Larry McWilliams, L (4, 1) OBP: 0.194, SLG: 0.172										0	0	0	0	0	0	0
Curt Ford, L (4, PH) OBP: 0.209, SLG: 0.203										1	0	0	0	0	1	2
John Costello, R (5, 1)										0	0	0	0	0	0	0
Steve Lake, R (7, PH) OBP: 0.313, SLG: 0.341										1	0	1	0	0	0	0
Dan Quisenberry, R (8, 1)										0	0	0	0	0	0	0
Tony Peña, R (9, 2) OBP: 0.288, SLG: 0.357							1B 1B 1-2 1B		F9	1	0	0	0	0	0	0

Inning Stats	1	2	3	4	5	6	7	8	9
	R: 0 E: 0 K: 0 S: 6 H: 0 LOB: 0 BB: 0 P: 11	R: 0 E: 0 K: 0 S: 5 H: 0 LOB: 0 BB: 0 P: 6	R: 1 E: 0 K: 1 S: 13 H: 2 LOB: 2 BB: 1 P: 19	R: 1 E: 0 K: 1 S: 14 H: 2 LOB: 2 BB: 1 P: 24	R: 0 E: 0 K: 0 S: 15 H: 1 LOB: 1 BB: 0 P: 24	R: 0 E: 0 K: 1 S: 8 H: 1 LOB: 0 BB: 0 P: 10	R: 1 E: 0 K: 1 S: 15 H: 4 LOB: 2 BB: 0 P: 23	R: 0 E: 0 K: 2 S: 12 H: 1 LOB: 1 BB: 0 P: 17	R: 1 E: 0 K: 0 S: 16 H: 2 LOB: 2 BB: 1 P: 23

	1B	SF	SAC	DP	HBP
	11	1	0	2	0

	HR	PA
	0	41

	WP	PB	SB	CS
	0	0	3	0

PITCHER		IP	WLS	BF	H	R	ER	SO	BB	IBB	HBP	BLK	WP	HR	S	P	ERA	WHIP
Brian Holman, R ERA: 2.72	(1, 1)	5.0	W	22	5	2	2	2	2	0	0	0	0	0	53	84	3.60	1.400
Neal Heaton, L ERA: 5.1	(6, 1)	1.0		6	4	1	1	1	0	0	0	0	0	0	12	17	9.00	4.000
Andy McGaffigan, R ERA: 3.16	(7, 1)	1.0		3	1	0	0	1	0	0	0	0	0	0	11	16	0.00	1.000
Joe Hesketh, L ERA: 2.7	(8, 1)	0.2		3	1	0	0	1	0	0	0	0	0	0	9	12	0.00	1.500
Tim Burke, R ERA: 3.65	(8, 1)	1.1	S	7	2	1	1	1	1	0	0	0	0	0	19	28	6.75	2.250

PITCHER	IP	WLS	BF	H	R	ER	SO	BB	IBB	HBP	BLK	WP	HR	S	P	ERA	WHIP

BOTTOM

Montreal Expos @ St. Louis Cardinals

Busch Stadium, St. Louis, MO

Sat Aug 06 1988, 3:33 AM CDT
Att. 36,338 - Sunny - 87 F

livebaseballscorecards.com

AB	37
R	4
H	13
RBI	4
BB	3
SO	6
LOB	19

Batter	1	2	3	4	5	6	7	8	9	AB	R	H	RBI	BB	SO	LOB
Rex Hudler, R (1, 4) OBP: 0.360, SLG: 0.515	X 0-0 HR	L F B F X 1-2 ② SF7 3-H		C B 3 S S SAFE 1-3 ② K	B B X 2-0 ③ FC6-4 1-2f		F F C 0-3 ③ K			4	1	1	2	0	2	3
Tim Raines, S (1, 7) OBP: 0.360, SLG: 0.438 Dave Martinez, L (9, 9) OBP: 0.307, SLG: 0.322	X 0-0 ① F8	B F C X 1-2 ③ G4-3		B B X 2-0 2-H 3-H HR		C F B X 1-2 ① G4-3		C S B X 1-2 ① L3		5 0	1 0	1 0	3 0	0 0	0 0	1 0
Andres Galarraga, R (1, 3) OBP: 0.363, SLG: 0.565 Tim Barrett, L (7, 1)	F F B F B F X 2-2 ② G3-1		C S B B B X 2-2 ① P4	X 0-0 1B		C X 0-1 2B HR 1B		C S C 0-3 ② K		4 1	1 0	2 0	0 0	0 0	0 1	0 0
Hubie Brooks, R (1, 9) OBP: 0.308, SLG: 0.425 Otis Nixon, S (6, PR) OBP: 0.301, SLG: 0.302 (6, 8)	C F B F F B X 2-2 1B		B B S B F S 3-3 ② K	C X 0-1 ③ G3		X 0-0 1-3 HR 2B		B C B C X 2-2 ③ G6-3		4 1	0 1	2 0	0 0	0 0	1 0	1 0
Tim Wallach, R (1, 5) OBP: 0.308, SLG: 0.407 Tom Foley, L (9, 5) OBP: 0.331, SLG: 0.388	F C B S 1-3 ③ K		B C T B X 2-2 2B	C X 0-1 ① G5-3		X 0-0 2-H 3-H HR			C B B B F F X 3-2 F9	5 0	1 0	2 0	3 0	0 0	1 0	1 0
Tracy Jones, R (1, 8) OBP: 0.326, SLG: 0.288 (6, 9) (9, 7)		C B X 1-1 ① P8	X 0-0 ③ G5-3		B B X 2-0 ② L1	C B C X 1-2 ② G4-3			C B B C B X 3-2 ② F9	5	0	0	0	0	0	2
Nelson Santovenia, R (1, 2) OBP: 0.311, SLG: 0.404		B B B B 4-0 2B 1B BB		C F F X 0-2 1B HR 1B	B X 1-0 2B 2B	B X 1-0 ③ G4-3			C B C B C 2-3 ③ K	4	3	2	0	1	1	1
Luis Rivera, R (1, 6) OBP: 0.261, SLG: 0.333		C X 0-1 1B 1-3 SF7 2B		B B F X 2-1 SH2-3 1-3 HR 1B	B C X 1-1 1B 2-H 2B		X 0-0 ① G6-3			4	3	3	1	0	0	0
Bryn Smith, R (1, 1) OBP: 0.179, SLG: 0.184 Wallace Johnson, S (7, PH) OBP: 0.377, SLG: 0.370 (7, 3)		B X 1-0 2-3 3-H 1B		B X 1-0 ① SH2-3 1-2	S X 0-1 FC6-4 2-H 1B		C F B B F S 2-3 ② K			2 1	0 0	2 0	2 0	0 0	0 1	0 0
Inning Stats	R: 1 E: 0 K: 1 S: 15 H: 2 LOB: 1 BB: 0 P: 20	R: 2 E: 0 K: 0 S: 12 H: 2 LOB: 1 BB: 1 P: 20	R: 0 E: 0 K: 1 S: 10 H: 1 LOB: 1 BB: 0 P: 17	R: 3 E: 0 K: 1 S: 14 H: 4 LOB: 1 BB: 0 P: 20	R: 2 E: 0 K: 0 S: 9 H: 3 LOB: 1 BB: 0 P: 15	R: 3 E: 0 K: 0 S: 11 H: 3 LOB: 1 BB: 0 P: 14	R: 0 E: 0 K: 2 S: 8 H: 0 LOB: 0 BB: 0 P: 10	R: 0 E: 0 K: 1 S: 9 H: 0 LOB: 0 BB: 0 P: 12	R: 0 E: 0 K: 1 S: 10 H: 0 LOB: 0 BB: 0 P: 18	1B: 7 2B: 5 3B: 0 HR: 3 SF: 1 SAC: 1 DP: 0 HBP: 0						

PITCHER		IP	WLS	BF	H	R	ER	SO	BB	IBB	HBP	BLK	WP	HR	S	P	ERA	WHIP
Joe Magrane, L ERA: 2.77	(1, 1)	3.1	L	18	7	5	5	2	1	0	0	0	0	1	44	67	13.50	2.400
Scott Terry, R ERA: 3.64	(4, 1)	1.2		10	5	3	3	1	0	0	0	0	0	1	16	25	16.20	3.000
Dan Quisenberry, R ERA: 3.79	(6, 1)	2.0		9	3	3	3	2	0	0	0	0	0	1	19	24	13.50	1.500
Larry McWilliams, L ERA: 2.92	(8, 1)	2.0		6	0	0	0	2	0	0	0	0	0	0	19	30	0.00	0.000

PITCHER	IP	WLS	BF	H	R	ER	SO	BB	IBB	HBP	BLK	WP	HR	S	P	ERA	WHIP

Montreal Expos @ St. Louis Cardinals

Busch Stadium, St. Louis, MO

Sun Aug 07 1988, 3:33 AM CDT

Att. 27,748 - Sunny - 93 F

TOP

livebaseballscorecards.com

AB	40
R	11
H	15
RBI	11
BB	1
SO	7
LOB	9

WP: 0	PA: 43		
PB: 0			
SB: 0			
CS: 0			

Batter	1	2	3	4	5	6	7	8	9	AB	R	H	RBI	BB	SO	LOB
Vince Coleman, S (1, 7) OBP: 0.320, SLG: 0.361	X 0-0 S SH1-3 1B 1B	X 0-0 E 1B			X 0-0 L4-6 S 1B		S X 0-1 ① ② L1-3 1-2		X 0-0 HR	5	2	4	1	0	0	2
Ozzie Smith, S (1, 6) OBP: 0.342, SLG: 0.322 Curt Ford, L (6, 8) OBP: 0.216, SLG: 0.210	1 SAFE B C ① 1-1 SH1-3 1-2 1 SAFE X	1 SAFE P 1 SAFE X 1-0 ③ G3 1-3			B 2-2 ① ② L4-6 1-3 B C S F X		F X 0-1 1B 3-H		C X 0-1 ③ G4-3	2 2	0 0	0 1	0 1	0 0	0 0	2 0
Willie McGee, S (1, 8) OBP: 0.340, SLG: 0.378 Dan Quisenberry, R (6, 1) Tom Pagnozzi, R (7, PH) OBP: 0.306, SLG: 0.333 Larry McWilliams, L (8, 1) OBP: 0.194, SLG: 0.172	C B B X 2-1 E S 2-H 1B	F 1-2 C B F F X G3-6-1 1B			B B B C C X 3-2 ③ G5-3		X 0-0 ③ G4-3			3 0 1 0	0 0 0 0	2 0 0 0	1 0 0 0	0 0 0 0	0 0 0 0	0 0 1 0
Tom Brunansky, R (1, 9) OBP: 0.359, SLG: 0.419 Tom Lawless, R (6, PR) OBP: 0.171, SLG: 0.182 (7, 9)	B 1 SAFE B X 2-0 ② F8	B X 1-0 ① L7				B F B X 2-1 G4-3 G6-3 2B		F X 0-1 ① F7		3 1	0 1	1 0	0 0	0 0	0 0	2 0
Terry Pendleton, S (1, 5) OBP: 0.317, SLG: 0.396	P 1 SAFE B B F B 4-1 E 1-2 BB	1 SAFE C B X 1-1 ② ③ G3-6-1 1-2f				B C F X 1-2 ① G4-3 2-3		F S B B X 2-2 HR		3	1	1	1	1	0	2
José Oquendo, S (1, 4) OBP: 0.346, SLG: 0.337	X 0-0 E4 1-2 2-3			X 0-0 ① F7		B X 1-0 ② G6-3 3-H		B X 1-0 ② G4-3		4	0	0	1	0	0	3
Mike Laga, L (1, 3) OBP: 0.162, SLG: 0.181	C S B B S 2-3 ③ K			B X 1-0 FC6-4 1B		X 0-0 ③ G5-3		S B C X 1-2 ③ F7		4	0	1	0	0	1	4
Tony Peña, R (1, 2) OBP: 0.288, SLG: 0.354		C X 0-1 ① G1-3		B X 1-0 ② FC6-4 1-2f			C B B B B 4-1 1B S 1B BB		X 0-0 ① F9	3	1	0	0	1	0	1
Joe Magrane, R (1, 1) OBP: 0.179, SLG: 0.296 Scott Terry, R (4, 1) Tim Jones, L (6, 6) OBP: 0.304, SLG: 0.238		C F F S 0-3 ② K		F B F X 1-2 ③ P6			B B C F B X 3-2 L1-3 1-3 1B		C C B F C 1-3 ② K	1 1 2	0 0 0	0 0 1	0 0 0	0 0 1	1 0 0	0 1 0
Inning Stats	R: 1 H: 2 E: 1 LOB: 3 K: 1 BB: 1 S: 12 P: 22	R: 0 H: 1 E: 1 LOB: 1 K: 1 BB: 0 S: 9 P: 9	R: 0 H: 1 E: 0 LOB: 0 K: 0 BB: 0 S: 8 P: 11	R: 0 H: 1 E: 0 LOB: 1 K: 0 BB: 0 S: 6 P: 9	R: 0 H: 1 E: 0 LOB: 0 K: 0 BB: 0 S: 8 P: 13	R: 1 H: 1 E: 0 LOB: 1 K: 0 BB: 0 S: 7 P: 11	R: 1 H: 2 E: 0 LOB: 1 K: 0 BB: 1 S: 9 P: 16	R: 1 H: 1 E: 0 LOB: 0 K: 0 BB: 0 S: 9 P: 13	R: 1 H: 1 E: 0 LOB: 0 K: 1 BB: 0 S: 8 P: 9	1B: 8 2B: 3 3B: 0 HR: 2	SF: 0 SAC: 1 DP: 3 HBP: 0			WP: 0 PB: 0 SB: 4 CS: 0	PA: 38		

PITCHER		IP	WLS	BF	H	R	ER	SO	BB	IBB	HBP	BLK	WP	HR	S	P	ERA	WHIP
Bryn Smith, R ERA: 3.27	(1, 1)	6.0	W	25	7	2	2	2	1	0	0	0	0	0	50	75	3.00	1.333
Tim Barrett, R ERA: 6.48	(7, 1)	3.0	S	13	4	3	3	1	1	0	0	0	0	2	26	38	9.00	1.667

PITCHER	IP	WLS	BF	H	R	ER	SO	BB	IBB	HBP	BLK	WP	HR	S	P	ERA	WHIP

BOTTOM

Montreal Expos @ St. Louis Cardinals

Busch Stadium, St. Louis, MO

Sun Aug 07 1988, 3:33 AM CDT
Att. 27,748 - Sunny - 93 F

livebaseballscorecards.com

AB	35
R	5
H	11
RBI	5
BB	2
SO	3
LOB	18

Montreal Expos @ St. Louis Cardinals

Busch Stadium, St. Louis, MO

Mon Aug 08 1988, 7:05 PM CDT

Att. 28,916 - Unknown - 95 F

livebaseballscorecards.com

TOP

Batter	1	2	3	4	5	6	7	8	9	AB	R	H	RBI	BB	SO	LOB
Dave Martinez, L (1, 8) OBP: 0.307, SLG: 0.322	F C F B B F B B X 3-2 ① G4-3		C C F X 0-2 G1-6-3 3-H 1B		S B C X 1-2 ② ③ G6-3 1-2			F S B S 1-3 ① K		3	0	1	1	0	0	1
Otis Nixon, S (8, PH) OBP: 0.299, SLG: 0.300										1	0	0	0	0	1	0
(8, 8)																
Tim Raines, S (1, 7) OBP: 0.359, SLG: 0.435	B B X 2-0 ② F8		B 1 SAFE F X 1-1 ② ③ G1-6-3 1-2f			C X 0-1 ① G4-3		C X 0-1 S 1B 1B		4	1	1	0	0	0	1
Andres Galarraga, R (1, 3) OBP: 0.366, SLG: 0.567	X 0-0 1B			B F X 1-1 ① 1B		B X 1-0 ② L9		B F B B X 3-1 G4-6-3 1-H 1B		4	0	3	1	0	0	0
Hubie Brooks, R (1, 9) OBP: 0.307, SLG: 0.426	B F B X 2-1 ③ P3			C B X 1-1 1B 2B		C B X 1-1 ③ G5-3		B X 1-0 ② ③ G4-6-3 1-2f		4	0	1	0	0	0	2
Tim Wallach, R (1, 5) OBP: 0.308, SLG: 0.405		C B F B F C 2-3 ① K		B B B S S X 3-2 ② WP 2-H 1B			B S F S 1-3 ① K		S B X 1-1 ① F7	4	0	1	0	0	2	0
Tom Foley, L (1, 4) OBP: 0.329, SLG: 0.383		C F F B F X 1-2 ② G1-4-3		I I I 4-0 WP IBB			B C X 1-1 ② G6-3		B X 1-0 ② F9	3	0	0	0	1	0	0
Nelson Santovenia, R (1, 2) OBP: 0.309, SLG: 0.400		B S B X 2-1 ③ G5-3		C B X 1-1 ③ L7 1-2 2-3			B B B C X 3-1 2B 1B		C F S 0-3 ③ K	4	0	1	0	0	1	2
Rex Hudler, R (1, 6) OBP: 0.368, SLG: 0.538			L X 0-1 SH3-4 1B 2B		S X 0-1 ① P7		B B B C X 3-1 1-3 2B			3	1	2	0	0	0	0
Pascual Perez, R (1, 1)			X 0-0 ① SH3-4 2-3		B S H 2-1 CS HBP		X 0-0 ③ G6-3			0	0	0	0	0	0	0
Graig Nettles, L (7, PH) OBP: 0.268, SLG: 0.270										0	0	0	0	0	0	0
Mike Fitzgerald, R (7, PH) OBP: 0.384, SLG: 0.453										1	0	0	0	0	0	2
Andy McGaffigan, R (7, 1)										0	0	0	0	0	0	0
Inning Stats	R: 0 H: 1 E: 0 LOB: 1 K: 0 BB: 0 S: 9 P: 16	R: 0 H: 0 E: 0 LOB: 0 K: 1 BB: 0 S: 11 P: 16	R: 1 H: 2 E: 0 LOB: 0 K: 0 BB: 0 S: 9 P: 10	R: 0 H: 3 E: 0 LOB: 2 K: 0 BB: 1 S: 9 P: 19	R: 0 H: 0 E: 0 LOB: 0 K: 0 BB: 0 S: 6 P: 9	R: 0 H: 0 E: 0 LOB: 0 K: 0 BB: 0 S: 5 P: 7	R: 0 H: 2 E: 0 LOB: 2 K: 1 BB: 0 S: 10 P: 18	R: 1 H: 2 E: 0 LOB: 0 K: 1 BB: 0 S: 8 P: 13	R: 0 H: 0 E: 0 LOB: 0 K: 1 BB: 0 S: 6 P: 8	1B: 7 SF: 0 2B: 3 SAC: 1 3B: 0 DP: 2 HR: 0 HBP: 1						

	AB	31
	R	2
	H	10
	RBI	2
	BB	1
	SO	4
	LOB	8

WP: 1 PA: 34
PB: 0
SB: 1
CS: 1

PITCHER		IP	WLS	BF	H	R	ER	SO	BB	IBB	HBP	BLK	WP	HR	S	P	ERA	WHIP
Bob Forsch, R ERA: 4.2	(1, 1)	6.2	W	26	8	1	1	2	0	1	1	0	1	0	58	94	1.35	1.200
Ken Dayley, L ERA: 3.58	(7, 1)	0.2		3	1	1	1	1	0	0	0	0	0	0	6	7	13.50	1.500
Todd Worrell, R ERA: 3.46	(8, 1)	1.2	S	5	1	0	0	1	0	0	0	0	0	0	9	15	0.00	0.600

PITCHER	IP	WLS	BF	H	R	ER	SO	BB	IBB	HBP	BLK	WP	HR	S	P	ERA	WHIP

Batter	1	2	3	4	5	6	7	8	9	AB	R	H	RBI	BB	SO	LOB
Vince Coleman, S (1, 7) OBP: 0.319, SLG: 0.360	X 0-0 L9 ①		SCBBBX 3-2 G5-3 ②		X 0-0 HBP 1B 1-2 2-H 1B		CFBFBS 2-3 K ②			4	0	1	1	0	1	0
Ozzie Smith, S (1, 6) OBP: 0.341, SLG: 0.321	X 0-0 G4-3 ②		FBFFS 1-3 K ③		CBBX 2-1 HBP 1-2 2-3 1B		BCX 1-1 P6 ③			4	0	1	0	0	1	0
Willie McGee, S (1, 8) OBP: 0.337, SLG: 0.375	CFBFBFS 2-3 K ③			BX 1-0 G3 ①	SBFFS 1-3 K ②			BFFX 1-2 G3-1 ①		4	0	0	0	0	2	3
Tom Brunansky, R (1, 9) OBP: 0.358, SLG: 0.416		BBBCFX 3-2 P3 ①		BX 1-0 F8 ②	H 1-0 1-2 2-3 3-H HBP			FFC 0-3 K ②		3	0	0	1	0	1	0
Terry Pendleton, S (1, 5) OBP: 0.316, SLG: 0.394		X 0-0 E 1B G1-3 1B		SBX 1-1 P3 ③	X 0-0 P4 ③			FCFX 0-2 G4-3 ③		4	1	1	0	0	0	3
José Oquendo, S (1, 4) OBP: 0.346, SLG: 0.337		1 SAFE X 0-0 G1-3 E 1-2 1B			BSX 1-1 G4-3 ①	FX 0-1 F8 ①				3	0	1	0	0	0	0
Mike Laga, L (1, 3) OBP: 0.169, SLG: 0.187		CSS2BX SAFE 1-2 G1-3 ② 1-3 2-H			SFBX 1-2 1B 1B 1B	BX 1-0 G3 ②				3	1	1	1	0	0	1
Tony Peña, R (1, 2) OBP: 0.288, SLG: 0.354 Ken Dayley, L (7, 1) Todd Worrell, R (8, 1)		BSCX 1-2 G6-3 ③			BX 1-0 1B 1-3 1B 1B	BBFCX 2-2 G6-3 ③				3 0 0	1 0 0	1 0 0	0 0 0	0 0 0	0 0 0	1 0 0
Bob Forsch, R (1, 1) OBP: 0.375, SLG: 0.375 Tom Pagnozzi, R (7, 2) OBP: 0.304, SLG: 0.331			BBFX 2-1 P6 ①		BX 1-0 1B 1B HBP 1-2 3-H 1B		BCX 1-1 G5-3 ①			2 1	1 0	1 0	1 0	0 0	0 0	0 0
Inning Stats	R: 0 E: 0 K: 1 S: 7 H: 0 LOB: 0 BB: 0 P: 9	R: 1 E: 1 K: 0 S: 11 H: 2 LOB: 1 BB: 0 P: 16	R: 0 E: 0 K: 1 S: 8 H: 0 LOB: 0 BB: 0 P: 14	R: 0 E: 0 K: 0 S: 4 H: 0 LOB: 0 BB: 0 P: 7	R: 3 E: 0 K: 1 S: 14 H: 5 LOB: 3 BB: 0 P: 22	R: 0 E: 0 K: 0 S: 6 H: 0 LOB: 0 BB: 0 P: 9	R: 0 E: 0 K: 1 S: 8 H: 0 LOB: 0 BB: 0 P: 12	R: 0 E: 0 K: 1 S: 10 H: 0 LOB: 0 BB: 0 P: 11		1B: 7 2B: 0 3B: 0 HR: 0	SF: 0 SAC: 0 DP: 0 HBP: 1			WP: 0 PB: 0 SB: 0 CS: 0	PA: 32	

PITCHER		IP	WLS	BF	H	R	ER	SO	BB	IBB	HBP	BLK	WP	HR	S	P	ERA	WHIP
Pascual Perez, R ERA: 2.31	(1, 1)	6.0	L	26	7	4	3	3	0	0	1	0	0	0	50	77	4.50	1.167
Andy McGaffigan, R ERA: 3.05	(7, 1)	2.0		6	0	0	0	2	0	0	0	0	0	0	18	23	0.00	0.000

PITCHER	IP	WLS	BF	H	R	ER	SO	BB	IBB	HBP	BLK	WP	HR	S	P	ERA	WHIP

BOTTOM

Montreal Expos @ St. Louis Cardinals

Busch Stadium, St. Louis, MO

Mon Aug 08 1988, 7:05 PM CDT
Att. 28,916 - Unknown - 95 F

livebaseballscorecards.com

AB	31
R	4
H	7
RBI	4
BB	0
SO	5
LOB	8

Batter	1	2	3	4	5	6	7	8	9	AB	R	H	RBI	BB	SO	LOB
Barry Bonds, L (1, 7) OBP: 0.371, SLG: 0.528	1-3		E S 1B		3-1	2B		L9	BB	5	1	2	0	1	0	0
Jose Lind, R (1, 4) OBP: 0.292, SLG: 0.304	HR G3 BB		K 1-2		2B SF8 1B	F9		1B WP BB	5-3	4	3	1	0	2	1	4
Andy Van Slyke, L (1, 8) OBP: 0.350, SLG: 0.530	G3 1-2		E 4-3 BB		BB 1-3 2B		4-3	WP E 1-2 1B		4	2	2	0	1	0	1
Bobby Bonilla, S (1, 5) OBP: 0.379, SLG: 0.493	2-H HR		E6 4-3 1-3 2-H		BB IBB		2B 1B	E6 2B 1-H 2-H		4	3	2	2	1	0	1
Sid Bream, L (1, 3) OBP: 0.339, SLG: 0.455	6-3		4-3 2-3 3-H		SF8 3-H		1-H 2B 2B	1-H 2B		4	1	2	4	0	0	1
R.J. Reynolds, S (1, 9) OBP: 0.285, SLG: 0.363		F7	K		1-2 2-3 BB		2-H 2B	F3		4	0	1	1	1	1	2
Michael LaValliere, L (1, 2) OBP: 0.365, SLG: 0.341		FC6-4 1B		F8	L4		F8		F7	5	0	1	0	0	0	4
Rafael Belliard, R (1, 6) OBP: 0.282, SLG: 0.258		K		L8		F8	L8		S 1B	5	0	1	0	0	1	2
Brian Fisher, R (1, 1) OBP: 0.119, SLG: 0.077		FC6-4 1-2f		5-3		K		K 1-2	K	3	0	0	0	0	1	1
Dave Rucker, L (7, 1)										0	0	0	0	0	0	0
Barry Jones, R (7, 1)										0	0	0	0	0	0	0
Mike Diaz, R (8, PH) OBP: 0.365, SLG: 0.271										1	0	0	0	0	1	0
Jeff Robinson, R (8, 1) OBP: 0.143, SLG: 0.077										1	0	0	0	0	1	1
Jim Gott, R (9, 1)										0	0	0	0	0	0	0
Inning Stats	R: 2 E: 0 K: 0 S: 4 H: 1 LOB: 0 BB: 1 P: 8	R: 0 E: 0 K: 1 S: 6 H: 1 LOB: 1 BB: 0 P: 6	R: 2 E: 1 K: 2 S: 9 H: 1 LOB: 1 BB: 1 P: 13	R: 0 E: 0 K: 0 S: 3 H: 0 LOB: 0 BB: 0 P: 3	R: 1 E: 0 K: 0 S: 5 H: 2 LOB: 3 BB: 2 P: 13	R: 0 E: 0 K: 1 S: 6 H: 1 LOB: 1 BB: 0 P: 6	R: 2 E: 0 K: 0 S: 6 H: 3 LOB: 1 BB: 0 P: 6	R: 3 E: 1 K: 1 S: 8 H: 2 LOB: 1 BB: 1 P: 12	R: 0 E: 0 K: 1 S: 6 H: 1 LOB: 2 BB: 1 P: 10	1B: 6 2B: 5 3B: 0 HR: 1	SF: 1 SAC: 0 DP: 0 HBP: 0					

TOP

Pittsburgh Pirates @ Montreal Expos

Olympic Stadium, Montreal, QB

Tue Aug 09 1988, 7:05 PM EDT

Att. 37,681 - Unknown

livebaseballscorecards.com

AB	40
R	10
H	12
RBI	7
BB	6
SO	6
LOB	17

PITCHER		IP	WLS	BF	H	R	ER	SO	BB	IBB	HBP	BLK	WP	HR	S	P	ERA	WHIP
John Dopson, R ERA: 2.93	(1, 1)	4.2	L	24	5	5	3	3	3	1	0	0	0	1	26	42	5.79	1.714
Neal Heaton, L ERA: 5.02	(5, 1)	1.1		5	1	0	0	1	0	0	0	0	0	0	7	7	0.00	0.750
Andy McGaffigan, R ERA: 3.3	(7, 1)	1.0		6	3	2	2	0	0	0	0	0	0	0	6	6	18.00	3.000
Joe Hesketh, L ERA: 2.83	(8, 1)	1.0		7	2	3	1	1	1	0	0	0	1	0	8	12	9.00	3.000
Tim Barrett, R ERA: 5.79	(9, 1)	1.0		5	1	0	0	1	1	0	0	0	0	0	6	10	0.00	2.000

PITCHER	IP	WLS	BF	H	R	ER	SO	BB	IBB	HBP	BLK	WP	HR	S	P	ERA	WHIP

WP: 3 PB: 0 SB: 2 CS: 0 PA: 47

BOTTOM

Batter	1	2	3	4	5	6	7	8	9	AB	R	H	RBI	BB	SO	LOB
Dave Martinez, L (1, 8) OBP: 0.304, SLG: 0.319 Andy McGaffigan, R (7, 1) Graig Nettles, L (7, PH) OBP: 0.268, SLG: 0.270 Tracy Jones, R (7, PH) OBP: 0.331, SLG: 0.288 Joe Hesketh, R (8, 1) Tim Barrett, L (9, 1) Wallace Johnson, S (9, PH) OBP: 0.387, SLG: 0.400	S S S 0-3 ① K		S S S 0-3 ② K			x 0-0 ① 4-3 1-2	B B B B 4-0 PB E 2-3 BB		x 0-0 2B 2B	3 0 0 0 0 2 1 0 0 0 0 0 0 0 0 0 0 0 0 0 0 0 1 0 0 1 0 0 0 0 0 0 0 0 0 0 0 0 0 0 0 0 1 1 1 0 0 0 0						
Tim Raines, S (1, 7) OBP: 0.362, SLG: 0.439	x 0-0 ② 4-3		x 0-0 ③ 4-3			B B B B 4-0 1B 5-3 BB	x 0-0 E6 S 1-H 3-H 1B		x 0-0 1B BLK 2-H 2B	4 1 2 1 1 0 0						
Andres Galarraga, R (1, 3) OBP: 0.364, SLG: 0.562	x 0-0 1B			x 0-0 ① L3		x 0-0 ② 5-3 1-2 2-3	x 0-0 ③ L9 1-2		x 0-0 ② 5-3	5 0 1 0 0 0 4						
Hubie Brooks, R (1, 9) OBP: 0.311, SLG: 0.428	x 0-0 ③ 4-3			x 0-0 ② P2		x 0-0 2-3 3-H 1B		x 0-0 2B SF7 1B	x 0-0 BLK 2-3 1B	5 1 3 1 0 0 1						
Tim Wallach, R (1, 5) OBP: 0.309, SLG: 0.415		x 0-0 HR		x 0-0 ③ F7		x 0-0 ③ F8		x 0-0 1-3 2B	x 0-0 ③ L4 1-2 3-H	5 1 2 1 0 0 3						
Tom Foley, L (1, 4) OBP: 0.328, SLG: 0.382		x 0-0 CS 1B			x 0-0 ① 6-3		x 0-0 ① F8	x 0-0 ① SF7 3-H		3 0 1 1 0 0 0						
Mike Fitzgerald, R (1, 2) OBP: 0.369, SLG: 0.433		x 0-0 ① ② 6-3 1-2			x 0-0 ② F8		x 0-0 ② P6	x 0-0 ② F9		4 0 0 0 0 0 2						
Rex Hudler, R (1, 6) OBP: 0.364, SLG: 0.536		x 0-0 ③ 1-3			x 0-0 ③ F6		x 0-0 2B 2B	x 0-0 ③ 1-3		4 1 1 0 0 0 1						
John Dopson, L (1, 1) OBP: 0.091, SLG: 0.063 Neal Heaton, L (5, 1) OBP: 0.158, SLG: 0.158 Otis Nixon, S (6, PH) OBP: 0.306, SLG: 0.315 (7, 8)			S S S 0-3 ① K			x 0-0 5-3 S 1B 1B	x 0-0 S PB 2-H 2B		x 0-0 ① F7	1 0 0 0 0 1 0 0 0 0 0 0 0 0 3 2 2 1 0 0 0						
Inning Stats	R: 0 E: 0 K: 1 S: 6 H: 1 LOB: 1 BB: 0 P: 6	R: 1 E: 0 K: 0 S: 4 H: 2 LOB: 0 BB: 0 P: 4	R: 0 E: 0 K: 2 S: 7 H: 0 LOB: 0 BB: 0 P: 7	R: 0 E: 0 K: 0 S: 3 H: 0 LOB: 0 BB: 0 P: 3	R: 0 E: 0 K: 0 S: 3 H: 0 LOB: 0 BB: 0 P: 3	R: 1 E: 0 K: 0 S: 5 H: 2 LOB: 2 BB: 1 P: 9	R: 3 E: 1 K: 0 S: 6 H: 3 LOB: 1 BB: 1 P: 10	R: 1 E: 0 K: 0 S: 5 H: 2 LOB: 1 BB: 0 P: 5	R: 2 E: 0 K: 0 S: 6 H: 3 LOB: 1 BB: 0 P: 6	1B: 7 2B: 5 3B: 0 HR: 1 SF: 1 SAC: 0 DP: 0 HBP: 0						

PITCHER	IP	WLS	BF	H	R	ER	SO	BB	IBB	HBP	BLK	WP	HR	S	P	ERA	WHIP
Brian Fisher, R (1, 1) ERA: 4.5	6.2	W	27	7	4	4	3	1	0	0	0	0	1	32	36	5.40	1.200
Dave Rucker, L (7, 1) ERA: 3.92	0.0		2	1	1	0	0	1	0	0	0	0	0	1	5	∞	∞
Barry Jones, R (7, 1) ERA: 3.08	0.1		1	0	0	0	0	0	0	0	0	0	0	1	1	0.00	0.000
Jeff Robinson, R (8, 1) ERA: 3.31	1.1		8	4	3	3	0	0	0	0	0	0	0	8	8	20.25	3.000
Jim Gott, R (9, 1) ERA: 3.0	0.2	S	3	1	0	0	0	0	0	0	1	0	0	3	3	0.00	1.500

PITCHER	IP	WLS	BF	H	R	ER	SO	BB	IBB	HBP	BLK	WP	HR	S	P	ERA	WHIP

Pittsburgh Pirates @ Montreal Expos

Olympic Stadium, Montreal, QB

Tue Aug 09 1988, 7:05 PM EDT

Att. 37,681 - Unknown

livebaseballscorecards.com

AB	38
R	8
H	13
RBI	5
BB	2
SO	3
LOB	12

PA: 41

WP: 0 PB: 1 SB: 3 CS: 1

Batter	1	2	3	4	5	6	7	8	9	AB	R	H	RBI	BB	SO	LOB
Barry Bonds, L (1, 7) OBP: 0.367, SLG: 0.521	C B S B B C 3-3 ① K	C B B S X 2-2 ③ G3			X 0-0 ② F8		B 1 SAFE X 1-0 ② F7		B B X 2-0 ③ F9	5	0	0	0	0	1	3
Jose Lind, R (1, 4) OBP: 0.292, SLG: 0.303	C C X 0-2 1B 2B 1B		B C X 1-1 ① F9		B X 1-0 ③ 5-3		B C C B X 2-2 ③ FC6-4 1-2f			4	1	1	0	0	0	1
John Cangelosi, S (1, 8) OBP: 0.290, SLG: 0.190	F X 0-1 1-3 2B 1B		C C B X 1-2 ② 6-3			X 0-0 ① F7		B C X 1-1 ① F8		4	1	1	0	0	0	0
Bobby Bonilla, S (1, 5) OBP: 0.380, SLG: 0.500	F 1 SAFE P 1 SAFE F 1 SAFE X 1-2 1-H 3-H 2B		C F B B F X 2-2 ③ F8			X 0-0 SF7 3B		F S B B F X 2-2 ② 2-3		4	1	2	2	0	0	0
Sid Bream, L (1, 3) OBP: 0.338, SLG: 0.452	B B X 2-0 ② F7			X 0-0 ① L3		C B B B F X 3-2 FC6-4 1B		B X 1-0 ③ F8		4	0	1	0	0	0	1
R.J. Reynolds, S (1, 9) OBP: 0.284, SLG: 0.367	S X 0-1 ③ F9			B B X 2-0 ② F7		B 1 SAFE S 1 SAFE S B 1 SAFE F 1 SAFE 2-2 X ② SF7 3-H			B S X 1-1 1B SF9 2B	3	1	1	1	0	0	1
Tom Prince, R (1, 2) OBP: 0.231, SLG: 0.091 Michael LaValliere, L (9, PH) OBP: 0.363, SLG: 0.340		X 0-0 ① F5		B B X 2-0 WP 1B		B X 1-0 ③ FC6-4 1-2f			B B C X 2-1 ① F5	3 1	0 0	1 0	0 0	0 0	0 0	1 1
Al Pedrique, R (1, 6) OBP: 0.257, SLG: 0.263		C X 0-1 ② F8		F B F B X 2-2 ③ 1-3 1-2			X 0-0 FC6-4 1B		B X 1-0 2-3 1B	4	0	2	0	0	0	1
Bob Walk, R (1, 1) OBP: 0.113, SLG: 0.098 Andy Van Slyke, L (7, PH) OBP: 0.349, SLG: 0.529 Barry Jones, R (7, 1) Orestes Destrade, S (9, PH) OBP: 0.192, SLG: 0.174		F C F H 1-2 HBP			C F X 0-2 ① 5-3		S B F F S 1-3 ① K		3 SAFE B S B B B X 3-1 ② SF9 3-H	1 1 0 0	0 0 0 0	0 0 0 0	0 0 0 1	0 0 0 0	0 1 0 0	0 1 0 0
Inning Stats	R: 2 E: 0 K: 1 S: 15 H: 3 LOB: 1 BB: 0 P: 20	R: 0 E: 0 K: 0 S: 9 H: 0 LOB: 1 BB: 0 P: 12	R: 0 E: 0 K: 0 S: 9 H: 0 LOB: 0 BB: 0 P: 13	R: 0 E: 0 K: 0 S: 6 H: 1 LOB: 1 BB: 0 P: 12	R: 0 E: 0 K: 0 S: 5 H: 0 LOB: 0 BB: 0 P: 6	R: 1 E: 0 K: 0 S: 10 H: 2 LOB: 1 BB: 0 P: 16	R: 0 E: 0 K: 1 S: 9 H: 1 LOB: 1 BB: 0 P: 13	R: 0 E: 0 K: 0 S: 7 H: 0 LOB: 0 BB: 0 P: 11	R: 1 E: 0 K: 0 S: 8 H: 2 LOB: 1 BB: 0 P: 17	1B: 6 2B: 2 3B: 1 HR: 0 SF: 2 SAC: 0 DP: 0 HBP: 1						

PITCHER		IP	W/L/S	BF	H	R	ER	SO	BB	IBB	HBP	BLK	WP	HR	S	P	ERA	WHIP
Dennis Martinez, R ERA: 2.33	(1, 1)	8.1	W	35	9	4	4	2	0	0	1	0	1	0	75	112	4.32	1.080
Tim Burke, R ERA: 3.61	(9, 1)	0.2	S	2	0	0	0	0	0	0	0	0	0	0	3	8	0.00	0.000

PITCHER	IP	W/L/S	BF	H	R	ER	SO	BB	IBB	HBP	BLK	WP	HR	S	P	ERA	WHIP

TOP

Pittsburgh Pirates @ Montreal Expos

Olympic Stadium, Montreal, QB

Wed Aug 10 1988, 7:05 PM EDT

Att. 29,196 - Dome - 70 F

livebaseballscorecards.com

AB	34
R	4
H	9
RBI	4
BB	0
SO	2
LOB	10

1B: 6	SF: 2	WP: 1	PA: 37
2B: 2	SAC: 0	PB: 0	
3B: 1	DP: 0	SB: 0	
HR: 0	HBP: 1	CS: 0	

Batter	1	2	3	4	5	6	7	8	9	AB	R	H	RBI	BB	SO	LOB
Otis Nixon, S (1, 8) OBP: 0.300, SLG: 0.308	F5		F8		SH1-3		F5			3	0	0	0	0	0	0
Tim Raines, S (1, 7) OBP: 0.363, SLG: 0.438	6-3		BLK, 1B		K		G6-4-3, BB			3	0	1	0	1	1	1
Andres Galarraga, R (1, 3) OBP: 0.361, SLG: 0.557	K		L3, 1-2		G3		G6-4-3, 1-2f			4	0	0	0	0	1	3
Hubie Brooks, R (1, 9) OBP: 0.312, SLG: 0.431		5-3, HR, 1B		L4		F8, 2B, 2B		5-3		4	2	2	0	0	0	0
Dave Martinez, L (9, 9) OBP: 0.304, SLG: 0.319										0	0	0	0	0	0	0
Tim Wallach, R (1, 5) OBP: 0.310, SLG: 0.415		5-3, 1-2		G6-4-3, 1B		F8, 2-3		4-3, 1B		4	0	2	0	0	0	2
Tom Foley, L (1, 4) OBP: 0.327, SLG: 0.384		F7		G6-4-3, 1-2f		4-3, 3-H, 2B		4-3, 1-2		4	0	1	1	0	0	3
Nelson Santovenia, R (1, 2) OBP: 0.313, SLG: 0.425		HR, 2-H			2B, 2B	4-3, 2-3		K		4	2	2	2	0	1	2
Rex Hudler, R (1, 6) OBP: 0.372, SLG: 0.545		K			2B, 2-3, 2B	IBB				2	1	1	0	1	1	0
Dennis Martinez, R (1, 1) OBP: 0.238, SLG: 0.246			4-3		SH1-3, 2-H, 3-H, 2B	L6, 1-2				3	0	1	2	0	0	2
Tim Burke, R (9, 1)										0	0	0	0	0	0	0
Inning Stats	R: 0 E: 0 K: 1 S: 6 H: 0 LOB: 0 BB: 0 P: 10	R: 2 E: 0 K: 1 S: 13 H: 2 LOB: 0 BB: 0 P: 19	R: 0 E: 0 K: 0 S: 9 H: 1 LOB: 1 BB: 0 P: 14	R: 0 E: 0 K: 0 S: 6 H: 1 LOB: 0 BB: 0 P: 8	R: 2 E: 0 K: 1 S: 10 H: 3 LOB: 1 BB: 0 P: 16	R: 1 E: 0 K: 0 S: 11 H: 2 LOB: 2 BB: 1 P: 17	R: 0 E: 0 K: 0 S: 6 H: 0 LOB: 0 BB: 1 P: 13	R: 0 E: 0 K: 1 S: 11 H: 1 LOB: 1 BB: 0 P: 16		1B: 4 2B: 5 3B: 0 HR: 1 SF: 0 SAC: 1 DP: 2 HBP: 0						

PITCHER		IP	WLS	BF	H	R	ER	SO	BB	IBB	HBP	BLK	WP	HR	S	P	ERA	WHIP
Bob Walk, R ERA: 2.85	(1, 1)	6.0	L	27	9	5	5	3	0	1	0	1	0	1	55	84	7.50	1.500
Barry Jones, R ERA: 2.96	(7, 1)	2.0		7	1	0	0	1	1	0	0	0	0	0	17	29	0.00	1.000

PITCHER	IP	WLS	BF	H	R	ER	SO	BB	IBB	HBP	BLK	WP	HR	S	P	ERA	WHIP

BOTTOM

Pittsburgh Pirates @ Montreal Expos

Olympic Stadium, Montreal, QB

Wed Aug 10 1988, 7:05 PM EDT

Att. 29,196 - Dome - 70 F

livebaseballscorecards.com

AB	31
R	5
H	10
RBI	5
BB	2
SO	4
LOB	13

Pittsburgh Pirates @ Montreal Expos

Olympic Stadium, Montreal, QB

Thu Aug 11 1988, 7:05 PM EDT

Att. 33,599 - Dome - 70 F

livebaseballscorecards.com

TOP

Batter	1	2	3	4	5	6	7	8	9	AB	R	H	RBI	BB	SO	LOB
Barry Bonds, L (1, 7) OBP: 0.371, SLG: 0.522	C B X 1-1 SH5-3 1B		F B X 1-1 ① F8	X 0-0 ③ F8		B F B S B B 4-2 1-2 BB		F P S 1 SAFE X 1-2 CS 1-3 1B	X 0-0 1-2 2-H 3-H 1B	5	0	3	2	1	0	1
Jose Lind, R (1, 4) OBP: 0.291, SLG: 0.302	1 SAFE C B X 1-1 ① SH5-3 1-2		B B B C F X 3-2 CS 1B		B C B C B X 3-2 ① 6-3	C X 0-1 ③ F9		F B X 1-1 ②③ F3 1-2	F X 0-1 ③ F9	5	0	1	0	0	0	7
Andy Van Slyke, L (1, 8) OBP: 0.350, SLG: 0.527	B B F S F B X 3-2 ② F7		F F B 1 SAFE F P F B F 3-2 ② F S 1-2 2B 1B		C B B F F F F F B 3-3 C ② K		B C F B B X 2-2 ① 4-3		B B C C B B 4-2 1B 1B 2B BB	4	2	1	0	1	1	1
Bobby Bonilla, S (1, 5) OBP: 0.387, SLG: 0.511	B B B S S B 4-2 BB		F B S B F B F X 3-2 1-H 1B 2B		B F X 1-1 3B		B B B F B 4-1 FC3-6 1B BB		1 SAFE X 0-0 1-2 2B 1B	3	2	3	1	2	0	0
Sid Bream, L (1, 3) OBP: 0.342, SLG: 0.455	S B F C 1-3 ③ K		S B B B F X 2-2 2-H 1B		C X 0-1 ③ F5		X 0-0 FC3-6 1-2 1B		B S X 1-1 2B 1B 1-2 2-3 1B	5	1	3	1	0	1	3
R.J. Reynolds, S (1, 9) OBP: 0.282, SLG: 0.367		B B S X 2-1 ① 1-3	X 0-0 ③ 4-3			B B X 2-0 ① 4-3	F X 0-1 ② FC3-6 1-2f 2-3		X 0-0 1-3 2-H 3-H 1B 2B	5	1	1	2	0	0	3
Michael LaValliere, L (1, 2) OBP: 0.367, SLG: 0.342		B B B C B 4-1 BB		C B X 1-1 1B		B X 1-0 F9 1B	B 1 SAFE X 1-0 ③ F8		X 0-0 ① G3	4	0	2	0	1	0	4
Al Pedrique, R (1, 6) OBP: 0.257, SLG: 0.263 Mike Diaz, R (9, PH) OBP: 0.372, SLG: 0.271 Rafael Belliard, R (9, 6) OBP: 0.282, SLG: 0.258		C B B F F F X 2-2 ② F9		B X 1-0 ① F9		B C B F F F F F X 2-2 1-2 BB 1B		F X 0-1 ① 5-3	I N I 4-0 1B IBB	4 0 0	0 0 0	1 0 0	0 0 0	0 1 0	0 0 0	2 0 0
Doug Drabek, R (1, 1) OBP: 0.206, SLG: 0.295 John Cangelosi, S (8, PH) OBP: 0.300, SLG: 0.203 Jim Gott, R (8, 1)		S S B B F F C 2-3 ③ K		B F L M 1-3 ② K		B 2 SAFE C F B X 2-2 ② F9 2-3		X 0-0 1B 1B	S S C 0-3 ② K	3 1 1	0 0 0	0 1 0	0 0 0	0 0 0	2 0 1	4 0 3
Inning Stats	R: 0 E: 0 K: 1 S: 13 H: 1 LOB: 2 BB: 1 P: 23	R: 0 E: 0 K: 1 S: 13 H: 0 LOB: 1 BB: 1 P: 23	R: 2 E: 0 K: 0 S: 23 H: 4 LOB: 1 BB: 0 P: 34	R: 0 E: 0 K: 1 S: 7 H: 1 LOB: 1 BB: 0 P: 10	R: 0 E: 0 K: 1 S: 14 H: 1 LOB: 1 BB: 0 P: 21	R: 0 E: 0 K: 0 S: 15 H: 2 LOB: 3 BB: 1 P: 26	R: 0 E: 0 K: 0 S: 8 H: 1 LOB: 2 BB: 1 P: 15	R: 0 E: 0 K: 0 S: 9 H: 2 LOB: 1 BB: 0 P: 10	R: 4 E: 0 K: 1 S: 13 H: 4 LOB: 2 BB: 2 P: 22	1B: 13 2B: 2 3B: 1 HR: 0	SF: 0 SAC: 1 DP: 0 HBP: 0						

	AB	40
	R	6
	H	16
	RBI	6
	BB	6
	SO	5
	LOB	28

WP: 0 PB: 0 SB: 1 CS: 2 PA: 47

PITCHER		IP	WLS	BF	H	R	ER	SO	BB	IBB	HBP	BLK	WP	HR	S	P	ERA	WHIP
Brian Holman, R ERA: 2.8	(1, 1)	5.0	L	23	7	2	2	4	2	0	0	0	0	0	70	111	3.60	1.800
Neal Heaton, L ERA: 4.9	(6, 1)	2.0		11	3	0	0	0	2	0	0	0	0	0	23	41	0.00	2.500
Andy McGaffigan, R ERA: 3.69	(8, 1)	1.0		7	4	3	3	0	1	0	0	0	0	0	14	20	27.00	5.000
Joe Hesketh, L ERA: 2.96	(9, 1)	1.0		6	2	1	1	1	0	1	0	0	0	0	8	12	9.00	2.000

PITCHER	IP	WLS	BF	H	R	ER	SO	BB	IBB	HBP	BLK	WP	HR	S	P	ERA	WHIP

Batter	1	2	3	4	5	6	7	8	9	AB	R	H	RBI	BB	SO	LOB
Otis Nixon, S (1, 8) OBP: 0.293, SLG: 0.300	C C B X 1-2 F8 ①		F S S 0-3 K ③		C X 0-1 FC5-4 ③ 1-2f		B C B X 2-1 F8 ③			4	0	0	0	0	1	6
Tim Raines, S (1, 7) OBP: 0.360, SLG: 0.433	B C F B S 2-3 K ②			C X 0-1 4-3 ①		B B B C X 3-1 4-3 ①		X 0-0 6-3 ①		4	0	0	0	0	1	0
Andres Galarraga, R (1, 3) OBP: 0.360, SLG: 0.555	B X 1-0 4-3 ③			S S B B S 2-3 K ②		S X 0-1 FC5-4 1B		B F C B F B F S 3-3 K ②		4	0	1	0	0	2	0
Hubie Brooks, R (1, 9) OBP: 0.312, SLG: 0.436		B X 1-0 L9 ①		B X 1-0 5-3 ③		X 0-0 FC5-4 ② 1-2f		X 0-0 HR		4	1	1	1	0	0	1
Tim Wallach, R (1, 5) OBP: 0.310, SLG: 0.413		B X 1-0 4-3 ②			C B B F F B F B 4-2 1B 1B BB	B B B C C F F X 3-2 F9 ③		C S B X 1-2 F4 ③		3	0	0	0	1	0	1
Tom Foley, L (1, 4) OBP: 0.322, SLG: 0.378		C X 0-1 F8 ③			X 0-0 F7 ①		X 0-0 3-1 ①		B F X 1-1 F9 ①	4	0	0	0	0	0	1
Nelson Santovenia, R (1, 2) OBP: 0.322, SLG: 0.443			X 0-0 3-1 2B		X 0-0 1B 1-2 1B		B X 1-0 2B		B X 1-0 5-3 ②	4	0	3	0	0	0	0
Luis Rivera, R (1, 6) OBP: 0.264, SLG: 0.336			B C X 1-1 3-1 ① 2-3		F X 0-1 FC5-4 1B 1-2 2-3		X 0-0 L4 ②		C S S F B X 1-2 S 1B	4	0	2	0	0	0	2
Brian Holman, R (1, 1) OBP: 0.125, SLG: 0.125 Graig Nettles, L (5, PH) OBP: 0.264, SLG: 0.266 Neal Heaton, L (6, 1) OBP: 0.158, SLG: 0.158 Wallace Johnson, S (7, PH) OBP: 0.397, SLG: 0.400 Andy McGaffigan, R (8, 1) Joe Hesketh, R (9, 1) Dave Martinez, L (9, PH) OBP: 0.303, SLG: 0.318			L C B B B S 2-3 K ②		B S C S S 1-3 K ②		C B B C S F F B B 4-2 BB		C B B B S B B C 3-3 K ③ 1-2	1 1 0 0 0 0 0 1	0 0 0 0 0 0 0 0	0 0 0 0 1 0 0 0	0 0 0 0 0 0 0 0	0 1 0 0 0 0 0 1	1 0 0 0 0 0 0 1	1 3 0 0 0 0 0 1
Inning Stats	R: 0 E: 0 K: 1 S: 7 H: 0 LOB: 0 BB: 0 P: 11	R: 0 E: 0 K: 0 S: 4 H: 0 LOB: 0 BB: 0 P: 6	R: 0 E: 0 K: 2 S: 9 H: 1 LOB: 1 BB: 0 P: 12	R: 0 E: 0 K: 1 S: 6 H: 0 LOB: 0 BB: 0 P: 9	R: 0 E: 0 K: 1 S: 13 H: 2 LOB: 3 BB: 1 P: 18	R: 0 E: 0 K: 0 S: 10 H: 1 LOB: 1 BB: 0 P: 16	R: 0 E: 0 K: 0 S: 8 H: 1 LOB: 2 BB: 1 P: 15	R: 1 E: 0 K: 1 S: 10 H: 1 LOB: 0 BB: 0 P: 14	R: 0 E: 0 K: 1 S: 10 H: 1 LOB: 1 BB: 0 P: 16	1B: 4 2B: 2 3B: 0 HR: 1	SF: 0 SAC: 0 DP: 0 HBP: 0					

PITCHER	IP	WLS	BF	H	R	ER	SO	BB	IBB	HBP	BLK	WP	HR	S	P	ERA	WHIP
Doug Drabek, R (1, 1) ERA: 3.29	7.0	W	28	5	0	0	5	2	0	0	0	0	0	57	87	0.00	1.000
Jim Gott, R (8, 1) ERA: 3.05	2.0	S	8	2	1	1	2	0	0	0	0	0	1	20	30	4.50	1.000

PITCHER	IP	WLS	BF	H	R	ER	SO	BB	IBB	HBP	BLK	WP	HR	S	P	ERA	WHIP

BOTTOM

Pittsburgh Pirates @ Montreal Expos

Olympic Stadium, Montreal, QB

Thu Aug 11 1988, 7:05 PM EDT

Att. 33,599 - Dome - 70 F

livebaseballscorecards.com

AB	34
R	1
H	7
RBI	1
BB	2
SO	7
LOB	16

WP: 0	PB: 0	SB: 1	CS: 0
PA: 36			

Batter	1	2	3	4	5	6	7	8	9	10	11	12	AB	R	H	RBI	BB	SO	LOB
Otis Nixon, S (1, 8) OBP: 0.284, SLG: 0.290	K		5-3			4-3		1-3			K		5	0	0	0	0	2	0
Tim Raines, S (1, 7) OBP: 0.360, SLG: 0.430	K			1B 5-3 BB		L7			6-3			F3 SF9 BB	3	2	0	0	2	1	0
Andres Galarraga, R (1, 3) OBP: 0.359, SLG: 0.550	6-3			K		K			F9			SF9 F3 1B 1-2 BB	4	1	0	0	1	2	1
Hubie Brooks, R (1, 9) OBP: 0.313, SLG: 0.443		HR		5-3 1-3 1B			F9		4-3			F3 1-2 2-3	5	1	2	1	0	0	2
Luis Rivera, R (12, 6) OBP: 0.264, SLG: 0.336													0	0	0	0	0	0	0
Tim Wallach, R (1, 5) OBP: 0.309, SLG: 0.409		K		5-3 1-2 3-H			K			6-3		SF9 1B IBB	4	1	0	1	1	2	1
Tom Foley, L (1, 4) OBP: 0.321, SLG: 0.376		F2		K			1B			F9		SF9 1-2 2-3 3-H	4	0	1	0	0	1	1
Mike Fitzgerald, R (12, PH) OBP: 0.365, SLG: 0.433													0	0	0	1	0	0	0
Dave Martinez, L (12, 9) OBP: 0.303, SLG: 0.318													0	0	0	0	0	0	0
Nelson Santovenia, R (1, 2) OBP: 0.319, SLG: 0.436		K			5-3		K			5-3		1B 2-H 3-H	5	0	1	2	0	2	1
Rex Hudler, R (1, 6) OBP: 0.357, SLG: 0.521 (12, 4)			F7		K			K			F3	F6	5	0	0	0	0	2	1
Bryn Smith, R (1, 1) OBP: 0.171, SLG: 0.175			K		3-1			1-3			F9		2	0	0	0	0	1	0
Wallace Johnson, S (8, PH) OBP: 0.391, SLG: 0.393													1	0	0	0	0	0	0
Tim Burke, R (8, 1)													0	0	0	0	0	0	0
Tracy Jones, R (11, PH) OBP: 0.329, SLG: 0.286													1	0	0	0	0	0	0
Andy McGaffigan, R (11, 1)													0	0	0	0	0	0	0
Inning Stats	R: 0 E: 0 K: 2 S: 7 H: 0 LOB: 0 BB: 0 P: 7	R: 1 E: 0 K: 2 S: 8 H: 1 LOB: 0 BB: 0 P: 8	R: 0 E: 0 K: 1 S: 5 H: 0 LOB: 0 BB: 0 P: 5	R: 1 E: 0 K: 2 S: 8 H: 1 LOB: 1 BB: 1 P: 12	R: 0 E: 0 K: 1 S: 5 H: 0 LOB: 0 BB: 0 P: 5	R: 0 E: 0 K: 1 S: 5 H: 0 LOB: 0 BB: 0 P: 5	R: 0 E: 0 K: 2 S: 8 H: 1 LOB: 1 BB: 0 P: 8	R: 0 E: 0 K: 1 S: 5 H: 0 LOB: 0 BB: 0 P: 5	R: 0 E: 0 K: 0 S: 3 H: 0 LOB: 0 BB: 0 P: 3	R: 0 E: 0 K: 0 S: 3 H: 0 LOB: 0 BB: 0 P: 3	R: 0 E: 0 K: 1 S: 5 H: 0 LOB: 0 BB: 0 P: 5	R: 3 E: 0 K: 0 S: 4 H: 1 LOB: 1 BB: 3 P: 16	1B: 3 2B: 0 3B: 0 HR: 1	SF: 1 SAC: 0 DP: 0 HBP: 0					

PITCHER	IP	WLS	BF	H	R	ER	SO	BB	IBB	HBP	BLK	WP	HR	S	P	ERA	WHIP
David Cone, R (1, 1) ERA: 2.31	8.0		28	3	2	2	12	1	0	0	0	0	1	51	55	2.25	0.500
Roger McDowell, R (9, 1) ERA: 2.24	2.0		6	0	0	0	0	0	0	0	0	0	0	6	6	0.00	0.000
Randy Myers, L (11, 1) ERA: 1.65	2.0	L	10	1	3	3	1	2	1	0	0	0	0	9	21	13.50	1.500

PITCHER	IP	WLS	BF	H	R	ER	SO	BB	IBB	HBP	BLK	WP	HR	S	P	ERA	WHIP

TOP

Montreal Expos @ New York Mets

Shea Stadium, Flushing, NY

Fri Aug 12 1988, 7:05 PM EDT

Att. 46,380 - Unknown - 85 F

livebaseballscorecards.com

AB	39
R	5
H	4
RBI	5
BB	4
SO	13
LOB	7

WP: 0	PB: 0	SB: 0	CS: 0
PA: 44			

Batter	1	2	3	4	5	6	7	8	9	10	11	12	AB	R	H	RBI	BB	SO	LOB
Lenny Dykstra, L (1, 8) OBP: 0.339, SLG: 0.406	L8		FC4-6 1-2f		E5 G4-6-3 1-2 2-3 3-H			SH1-3 1B		FC5-4 E S 1-2f		P6	6	0	1	1	0	0	4
Wally Backman, S (1, 4) OBP: 0.372, SLG: 0.332 Lee Mazzilli, S (10, PH) OBP: 0.204, SLG: 0.170 Tim Teufel, R (11, 4) OBP: 0.329, SLG: 0.335	B5-3		K		G4-6-3 1-2f 2-3 3-H			SH1-3 1-2		L5 1-3		K	3 1 1	0 0 0	0 0 0	0 0 0	0 0 1	1 1 0	3 1 0
Keith Hernandez, L (1, 3) OBP: 0.368, SLG: 0.435	1B			K	4-3			BB		IBB			3	0	1	0	2	1	1
Darryl Strawberry, L (1, 9) OBP: 0.374, SLG: 0.561	1-3			K		K		K		IBB			4	0	0	0	1	3	3
Kevin McReynolds, R (1, 7) OBP: 0.339, SLG: 0.477 Roger McDowell, R (9, 1) OBP: 0.429, SLG: 0.857 Dave Magadan, L (10, PH) OBP: 0.384, SLG: 0.322 Randy Myers, L (11, 1)		6-3		BB		5-3		L7		4-3			3 0 1 0	0 0 0 0	0 0 0 0	0 0 0 0	1 0 0 0	0 0 0 0	2 0 3 0
Gary Carter, R (1, 2) OBP: 0.313, SLG: 0.376		F9		L7		P6			L8		L9		5	0	0	0	0	0	1
Howard Johnson, S (1, 5) OBP: 0.337, SLG: 0.422		F9			1B 1B E 1B		4-3		L8		P6		5	1	1	0	0	0	0
Kevin Elster, R (1, 6) OBP: 0.290, SLG: 0.326			4-3		E 1B 1-2 G4-6-3 1B		F5		L7		L8		5	1	1	0	0	0	0
David Cone, L (1, 1) OBP: 0.211, SLG: 0.204 Mookie Wilson, S (9, 7) OBP: 0.312, SLG: 0.374			FC4-6 1B		G4-6-3 E 1-2 2-3 1B		4-3			FC5-4 1B		2-3	3 2	0 0	2 1	0 0	0 0	0 0	0 0
Inning Stats	R: 0 H: 1 E: 0 LOB: 1 K: 0 BB: 0 S: 4 P: 4	R: 0 H: 0 E: 0 LOB: 0 K: 0 BB: 0 S: 3 P: 3	R: 0 H: 1 E: 0 LOB: 1 K: 1 BB: 0 S: 6 P: 6	R: 0 H: 0 E: 0 LOB: 1 K: 2 BB: 1 S: 7 P: 11	R: 2 H: 3 E: 1 LOB: 1 K: 0 BB: 0 S: 6 P: 6	R: 0 H: 0 E: 0 LOB: 0 K: 1 BB: 0 S: 5 P: 5	R: 0 H: 0 E: 0 LOB: 0 K: 0 BB: 0 S: 3 P: 3	R: 0 H: 1 E: 0 LOB: 2 K: 1 BB: 1 S: 6 P: 10	R: 0 H: 0 E: 0 LOB: 0 K: 0 BB: 0 S: 3 P: 3	R: 0 H: 1 E: 0 LOB: 3 K: 0 BB: 2 S: 4 P: 12	R: 0 H: 0 E: 0 LOB: 0 K: 0 BB: 0 S: 3 P: 3	R: 0 H: 0 E: 0 LOB: 0 K: 1 BB: 0 S: 5 P: 5	1B: 7 2B: 0 3B: 0 HR: 0	SF: 0 SAC: 1 DP: 1 HBP: 0				WP: 0 PB: 0 SB: 1 CS: 0		PA: 47

PITCHER		IP	WLS	BF	H	R	ER	SO	BB	IBB	HBP	BLK	WP	HR	S	P	ERA	WHIP
Bryn Smith, R ERA: 3.17	(1, 1)	7.0		27	5	2	1	4	1	0	0	0	0	0	34	38	1.29	0.857
Tim Burke, R ERA: 3.43	(8, 1)	3.0		14	2	0	0	1	1	2	0	0	0	0	13	25	0.00	1.000
Andy McGaffigan, R ERA: 3.57	(11, 1)	2.0	W	6	0	0	0	1	0	0	0	0	0	0	8	8	0.00	0.000

PITCHER	IP	WLS	BF	H	R	ER	SO	BB	IBB	HBP	BLK	WP	HR	S	P	ERA	WHIP

BOTTOM

Montreal Expos @ New York Mets

Shea Stadium, Flushing, NY

Fri Aug 12 1988, 7:05 PM EDT

Att. 46,380 - Unknown - 85 F

livebaseballscorecards.com

AB	42
R	2
H	7
RBI	1
BB	4
SO	6
LOB	18

Batter	1	2	3	4	5	6	7	8	9	AB	R	H	RBI	BB	SO	LOB
Rex Hudler, R (1, 4) OBP: 0.344, SLG: 0.500	E3 (S, WP)	5-3 ①		6-3 ②		P3 ③		L6 ③		5	1	0	0	0	0	2
Tim Raines, S (1, 7) OBP: 0.360, SLG: 0.428	BB (4-0; WP, S, SF9; 1-3)	6-3 ②		1B			F8 ①		K ① (0-3)	4	1	1	0	1	1	0
Andres Galarraga, R (1, 3) OBP: 0.355, SLG: 0.544	K ① (0-3; 1-2)	K ③ (0-3)		F9 ③			K ② (0-3)		K ② (0-3)	5	0	0	0	0	4	3
Hubie Brooks, R (1, 9) OBP: 0.314, SLG: 0.444 Otis Nixon, S (7, 8) OBP: 0.282, SLG: 0.288	BB (4-0; 2B, 1B; 2-3, 3-H)		2B (1B)		5-3 ①		6-3 ③		4-3 ③	3 1	2 0	1 0	0 0	1 0	0 0	0 0
Tim Wallach, R (1, 5) OBP: 0.310, SLG: 0.417	SF9 ② (3-H)		1B (CS; 2-H)		1-3 ②			HR		3	1	2	3	0	0	0
Nelson Santovenia, R (1, 2) OBP: 0.318, SLG: 0.438	2B (1B; 1-3)		K ①② (0-3; 1-2)		5-3 ③			F9 ①		4	1	1	0	0	1	1
Tracy Jones, R (1, 8) OBP: 0.340, SLG: 0.300 (7, 9)	1B (BLK; 2-H, 3-H)	1B				F8 ①		FC4-6 (1B)		4	0	3	2	0	0	0
Luis Rivera, R (1, 6) OBP: 0.264, SLG: 0.332	IBB (4-0; 1-2)		F4 ③			6-3 ②		FC4-6 ② (1B; 1-2f)		3	1	0	0	1	0	2
Pascual Perez, R (1, 1) Graig Nettles, L (8, PH) OBP: 0.274, SLG: 0.277 Brian Holman, R (8, PR) OBP: 0.125, SLG: 0.125 Joe Hesketh, R (8, 1) Andy McGaffigan, R (9, 1)	4-3 ③			1-3 ①		BB (4-0)		1B (1-H)		2 1 0 0 0	0 0 0 0 0	0 1 0 0 0	0 1 0 0 0	1 0 0 0 0	0 0 0 0 0	2 0 0 0 0
Inning Stats	R: 4 E: 1 K: 1 S: 8 / H: 2 LOB: 2 BB: 3 P: 20	R: 0 E: 0 K: 1 S: 5 / H: 0 LOB: 0 BB: 0 P: 5	R: 1 E: 0 K: 1 S: 7 / H: 3 LOB: 1 BB: 0 P: 7	R: 0 E: 0 K: 0 S: 4 / H: 1 LOB: 1 BB: 0 P: 4	R: 0 E: 0 K: 0 S: 3 / H: 0 LOB: 0 BB: 0 P: 3	R: 0 E: 0 K: 0 S: 3 / H: 0 LOB: 1 BB: 1 P: 7	R: 0 E: 0 K: 1 S: 5 / H: 0 LOB: 0 BB: 0 P: 5	R: 2 E: 0 K: 0 S: 6 / H: 3 LOB: 1 BB: 0 P: 6	R: 0 E: 0 K: 2 S: 7 / H: 0 LOB: 0 BB: 0 P: 7	1B: 6 2B: 2 3B: 0 HR: 1	SF: 1 SAC: 0 DP: 0 HBP: 0					

PITCHER		IP	WLS	BF	H	R	ER	SO	BB	IBB	HBP	BLK	WP	HR	S	P	ERA	WHIP
Bob Ojeda, L ERA: 3.08	(1, 1)	5.0	L	24	6	5	1	3	2	1	0	1	1	0	27	39	1.80	1.600
Ed Nunez, R ERA: 7.38	(6, 1)	2.0		7	0	0	0	1	1	0	0	0	0	0	8	12	0.00	0.500
Terry Leach, R ERA: 2.79	(8, 1)	2.0		9	3	2	2	2	0	0	0	0	0	1	13	13	9.00	1.500

PITCHER	IP	WLS	BF	H	R	ER	SO	BB	IBB	HBP	BLK	WP	HR	S	P	ERA	WHIP

TOP

Montreal Expos @ New York Mets

Shea Stadium, Flushing, NY

Sat Aug 13 1988, 3:33 AM EDT

Att. 42,299 - Sunny - 90 F

livebaseballscorecards.com

AB	35
R	7
H	9
RBI	6
BB	4
SO	6
LOB	10

PA: 40

WP: 1
PB: 0
SB: 3
CS: 1

Montreal Expos @ New York Mets

Shea Stadium, Flushing, NY

Sat Aug 13 1988, 3:33 AM EDT

Att. 42,299 - Sunny - 90 F

BOTTOM

Batter	1	2	3	4	5	6	7	8	9	AB	R	H	RBI	BB	SO	LOB
Lenny Dykstra, L (1, 8) OBP: 0.335, SLG: 0.402	S S S 0-3 K ①		x 0-0 F7 ③		x 0-0 F9 ③		x 0-0 F5 ③		x 0-0 F9 ③	4	0	0	0	0	1	3
Terry Leach, R (8, 1) OBP: 0.091, SLG: 0.091										0	0	0	0	0	0	0
Gary Carter, R (9, PH) OBP: 0.313, SLG: 0.375										1	0	0	0	0	0	1
Tim Teufel, R (1, 4) OBP: 0.328, SLG: 0.333	x 0-0 6-3 ②			x 0-0 5-3 ①		x 0-0 F9 ①		x 0-0 E7 4-3 SF7 1B		4	1	1	0	0	0	0
Keith Hernandez, L (1, 3) OBP: 0.362, SLG: 0.427	S S S 0-3 K ③			x 0-0 E5		x 0-0 6-3 ②		x 0-0 4-3 ① 2-3		4	0	0	0	0	1	1
Darryl Strawberry, L (1, 9) OBP: 0.373, SLG: 0.559		x 0-0 4-3 1B		S S S 0-3 K ②		x 0-0 F8 ③		x 0-0 SF7 ② 3-H		3	0	1	1	0	1	1
Kevin McReynolds, R (1, 7) OBP: 0.336, SLG: 0.472		x 0-0 F9 ①		x 0-0 F8 ③			x 0-0 B1-3 ①	x 0-0 P3 ③		4	0	0	0	0	0	2
Dave Magadan, L (1, 5) OBP: 0.386, SLG: 0.329		x 0-0 4-3 ② 1-2			x 0-0 F7 ①		x 0-0 1B 2B		x 0-0 2B SF7 1B	4	1	2	0	0	0	1
Mackey Sasser, L (1, 2) OBP: 0.268, SLG: 0.374		x 0-0 5-3 ③			x 0-0 HR 2B		S S S 0-3 K ②		x 0-0 1-3 2B	3	1	1	0	0	1	2
Barry Lyons, R (9, PH) OBP: 0.211, SLG: 0.327										1	0	1	0	0	0	0
Kevin Elster, R (1, 6) OBP: 0.289, SLG: 0.325			x 0-0 5-3 ①		x 0-0 2-H HR		B B B B 4-0 1B BB		x 0-0 SF7 ① 3-H	1	0	0	0	0	0	0
Howard Johnson, S (5, PH) OBP: 0.339, SLG: 0.432										1	1	1	3	1	0	0
(6, 6)																
Bob Ojeda, L (1, 1) OBP: 0.188, SLG: 0.208			x 0-0 6-3 ②		x 0-0 6-3 ②		x 0-0 1-2 2-3 1B		x 0-0 F3 ②	1	0	0	0	0	0	0
Lee Mazzilli, S (5, PH) OBP: 0.202, SLG: 0.168										1	0	0	0	0	0	0
Ed Nunez, R (6, 1)										0	0	0	0	0	0	0
Mookie Wilson, S (7, PH) OBP: 0.313, SLG: 0.375										2	0	1	0	0	0	1
(8, 8)																
Inning Stats	R: 0 E: 0 K: 2 S: 7 H: 0 LOB: 0 BB: 0 P: 7	R: 0 E: 0 K: 0 S: 4 H: 1 LOB: 1 BB: 0 P: 4	R: 0 E: 0 K: 0 S: 3 H: 0 LOB: 0 BB: 0 P: 3	R: 0 E: 1 K: 1 S: 6 H: 0 LOB: 1 BB: 0 P: 6	R: 2 E: 0 K: 0 S: 5 H: 2 LOB: 0 BB: 0 P: 5	R: 0 E: 0 K: 0 S: 3 H: 0 LOB: 0 BB: 0 P: 3	R: 0 E: 0 K: 1 S: 7 H: 2 LOB: 3 BB: 1 P: 11	R: 1 E: 1 K: 0 S: 4 H: 1 LOB: 0 BB: 0 P: 4	R: 1 E: 0 K: 0 S: 5 H: 2 LOB: 1 BB: 0 P: 5	1B: 4 2B: 3 3B: 0 HR: 1	SF: 2 SAC: 0 DP: 0 HBP: 0						

PITCHER		IP	WLS	BF	H	R	ER	SO	BB	IBB	HBP	BLK	WP	HR	S	P	ERA	WHIP
Pascual Perez, R ERA: 2.32	(1, 1)	7.0	W	28	5	2	2	4	1	0	0	0	0	1	35	39	2.57	0.857
Joe Hesketh, L ERA: 3.04	(8, 1)	1.2		8	3	2	1	0	0	0	0	0	0	0	8	8	5.40	1.800
Andy McGaffigan, R ERA: 3.55	(9, 1)	0.1	S	1	0	0	0	0	0	0	0	0	0	0	1	1	0.00	0.000

PITCHER	IP	WLS	BF	H	R	ER	SO	BB	IBB	HBP	BLK	WP	HR	S	P	ERA	WHIP

AB	34
R	4
H	8
RBI	4
BB	1
SO	4
LOB	12

WP: 0 PB: 0 SB: 0 CS: 0 PA: 37

livebaseballscorecards.com

Batter	1	2	3	4	5	6	7	8	9	AB	R	H	RBI	BB	SO	LOB
Otis Nixon, S (1, 7) OBP: 0.276, SLG: 0.281	C L B C 1-3 ① K		B B C F F B F X 3-2 ③ 4-3		C B X 1-1 ③ F9			X 0-0 ① 4-3		4	0	0	0	0	1	0
Dave Martinez, L (1, 8) OBP: 0.303, SLG: 0.317	L B B X 2-1 S 1B			B B B C X 3-1 ① F7		C B C X 1-2 ① L3		C B X 1-1 ② 6-3		4	0	1	0	0	0	0
Andres Galarraga, R (1, 3) OBP: 0.356, SLG: 0.544	B 1 SAFE 1 SAFE B F S B S 1-2 ② K			X 0-0 E HR 2B		B B B C S B 4-2 BB		C F X 0-2 ③ G3		3	1	1	0	1	1	1
Hubie Brooks, R (1, 9) OBP: 0.316, SLG: 0.452 Tracy Jones, R (9, PR) OBP: 0.340, SLG: 0.300 (9, 9)	B F F F S 1-3 ③ K			F 2 SAFE B B X 2-1 2-H HR		C C S 0-3 ② K			X 0-0 G5-4-3 1B	4 0	1 0	2 0	2 0	0 0	2 0	2 0
Tim Wallach, R (1, 5) OBP: 0.308, SLG: 0.414		F F X 0-2 ① F3		C F C 0-3 ② K		1 SAFE X 0-0 ③ F9			1 SAFE 1 SAFE 1 SAFE 1 SAFE B 1 SAFE X 1-0 ① ② G5-4-3 1-2f	4	0	0	0	0	1	2
Tom Foley, L (1, 4) OBP: 0.324, SLG: 0.390		B B X 2-0 ② L8		B X 1-0 HR			B B C X 2-1 CS 1B		C S F B X 1-2 ③ 3-1	4	1	2	1	0	0	1
Mike Fitzgerald, R (1, 2) OBP: 0.355, SLG: 0.419		X 0-0 ③ F9		B B C C X 2-2 ③ 4-3			1 SAFE F 1 SAFE X 0-1 ① P2			3	0	0	0	0	0	1
Rex Hudler, R (1, 6) OBP: 0.343, SLG: 0.496			X 0-0 ① F8		C F B F X 1-2 ① 6-3		1 SAFE B 1 SAFE 1 SAFE B F B 1 SAFE 1 SAFE 3-2 S S X 1-2 ② 1B			3	0	1	0	0	0	0
John Dopson, L (1, 1) OBP: 0.086, SLG: 0.059 Neal Heaton, L (6, 1) OBP: 0.150, SLG: 0.150 Tim Burke, R (9, 1)			B S S F S 1-3 ② K		F F S 0-3 ② K		C 1 SAFE X 0-1 ③ G3			2 1 0	0 0 0	0 0 0	0 0 0	0 0 0	2 0 0	0 1 0
Inning Stats	R: 0 E: 0 K: 3 S: 12 H: 1 LOB: 1 BB: 0 P: 19	R: 0 E: 0 K: 0 S: 5 H: 0 LOB: 0 BB: 0 P: 7	R: 0 E: 0 K: 1 S: 10 H: 0 LOB: 0 BB: 0 P: 14	R: 3 E: 1 K: 1 S: 12 H: 3 LOB: 0 BB: 0 P: 20	R: 0 E: 0 K: 1 S: 9 H: 0 LOB: 0 BB: 0 P: 11	R: 0 E: 0 K: 1 S: 9 H: 0 LOB: 1 BB: 1 P: 14	R: 0 E: 0 K: 0 S: 9 H: 2 LOB: 1 BB: 0 P: 14	R: 0 E: 0 K: 0 S: 6 H: 0 LOB: 0 BB: 0 P: 7	R: 0 E: 0 K: 0 S: 6 H: 1 LOB: 1 BB: 0 P: 8	1B: 4 2B: 1 3B: 0 HR: 2	SF: 0 SAC: 0 DP: 1 HBP: 0					

PITCHER		IP	WLS	BF	H	R	ER	SO	BB	IBB	HBP	BLK	WP	HR	S	P	ERA	WHIP
Ron Darling, R ERA: 3.48	(1, 1)	7.0		27	6	3	3	7	1	0	0	0	0	2	66	99	3.86	1.000
Roger McDowell, R ERA: 2.18	(8, 1)	2.0	W	6	1	0	0	0	0	0	0	0	0	0	12	15	0.00	0.500

PITCHER		IP	WLS	BF	H	R	ER	SO	BB	IBB	HBP	BLK	WP	HR	S	P	ERA	WHIP

TOP

Montreal Expos @ New York Mets

Shea Stadium, Flushing, NY

Sun Aug 14 1988, 3:33 AM EDT

Overcast - 93 F

livebaseballscorecards.com

AB	32
R	3
H	7
RBI	3
BB	1
SO	7
LOB	8

Batter	1	2	3	4	5	6	7	8	9	AB	R	H	RBI	BB	SO	LOB
Lenny Dykstra, L (1, 8) OBP: 0.336, SLG: 0.398	X 0-0 ① G3		F B X 1-1 ② FC6-4 1B 1-2f		B S C F F B B B 4-2 S BB		L C B B C 2-3 ① K 1-2		C H 1-1 1-2 2-3 HBP	3	0	0	0	1	1	2
Wally Backman, S (1, 4) OBP: 0.375, SLG: 0.333 Tim Teufel, R (7, PH) OBP: 0.329, SLG: 0.333 (8, 4)	C B S S 1-3 ② K		C B P X 2-1 1-3 1B		B B B B 4-0 1-2 BB		B C B B B 4-1 G1-6-3 BB		B B X 2-0 ② SF8 3-H	2 0	0 0	1 0	0 1	1 1	1 0	0 0
Keith Hernandez, L (1, 3) OBP: 0.360, SLG: 0.422	B B F B B 4-1 BB		F F B X 1-2 ③ G3		C X 0-1 ② L7		B B F X 2-1 ② ③ G1-6-3 1-2f			3	0	0	0	1	0	6
Darryl Strawberry, L (1, 9) OBP: 0.370, SLG: 0.553	X 0-0 ③ 4-3			C B F X 1-2 ① 6-3	C X 0-1 ③ F9			B B B F S X 3-2 ① 6-3		4	0	0	0	0	0	3
Kevin McReynolds, R (1, 7) OBP: 0.337, SLG: 0.478		C X 0-1 ① F8		B B B C B 4-1 S HR BB		F B B B F F X 2-2 HR		C X 0-1 ② F8		3	2	1	1	1	0	0
Gary Carter, R (1, 2) OBP: 0.314, SLG: 0.385		X 0-0 ② 5-3		C X 0-1 1-H HR		B F X 1-1 G5-4-3 1B		C B X 1-1 ③ 5-3		4	1	2	2	0	0	0
Howard Johnson, S (1, 5) OBP: 0.338, SLG: 0.429		B C X 1-1 ③ F5		B B C F X 2-2 ② F9		B B F C B F X 3-2 ① ② G5-4-3 1-2f			C B B B B 4-1 HBP SH1-4 SF8 BB	3	1	0	0	1	0	1
Kevin Elster, R (1, 6) OBP: 0.287, SLG: 0.322			B F B X 2-1 ① F2	B C B B X 3-1 ③ F6		B C X 1-1 ③ 5-3			1 SAFE 1 SAFE 1 SAFE X 0-0 ① SH1-4 1-2	3	0	0	0	0	0	0
Ron Darling, R (1, 1) OBP: 0.203, SLG: 0.259 Mookie Wilson, S (7, PH) OBP: 0.316, SLG: 0.375 Roger McDowell, R (8, 1) OBP: 0.429, SLG: 0.857 Barry Lyons, R (9, PH) OBP: 0.224, SLG: 0.327			S X 0-1 E4 FC6-4	F B F B X 2-2 ① F8			B F B B B 4-1 S BB		B B B B 4-0 HBP BB	2 0 0 0	0 0 0 0	0 0 0 0	0 1 0 1	0 0 0 0	0 0 0 0	0 0 0 0
Inning Stats	R: 0 E: 0 K: 1 S: 6 H: 0 LOB: 1 BB: 1 P: 11	R: 0 E: 0 K: 0 S: 5 H: 0 LOB: 0 BB: 0 P: 6	R: 0 E: 1 K: 0 S: 13 H: 1 LOB: 2 BB: 0 P: 17	R: 2 E: 0 K: 0 S: 11 H: 1 LOB: 0 BB: 1 P: 21	R: 0 E: 0 K: 0 S: 11 H: 0 LOB: 2 BB: 2 P: 21	R: 1 E: 0 K: 0 S: 12 H: 2 LOB: 0 BB: 0 P: 19	R: 0 E: 0 K: 1 S: 7 H: 0 LOB: 1 BB: 2 P: 19	R: 0 E: 0 K: 0 S: 7 H: 0 LOB: 0 BB: 0 P: 11	R: 1 E: 0 K: 0 S: 4 H: 0 LOB: 2 BB: 2 P: 15	1B: 2 2B: 0 3B: 0 HR: 2	SF: 1 SAC: 1 DP: 2 HBP: 1						

PITCHER		IP	WLS	BF	H	R	ER	SO	BB	IBB	HBP	BLK	WP	HR	S	P	ERA	WHIP
John Dopson, R ERA: 3.03	(1, 1)	5.0		24	4	3	3	1	4	0	0	0	0	2	52	85	5.40	1.600
Neal Heaton, L ERA: 4.82	(6, 1)	3.1	L	13	0	1	1	1	4	0	1	0	0	0	23	52	2.70	1.200
Tim Burke, R ERA: 3.41	(9, 1)	0.1		1	0	0	0	0	0	0	0	0	0	0	1	3	0.00	0.000

PITCHER	IP	WLS	BF	H	R	ER	SO	BB	IBB	HBP	BLK	WP	HR	S	P	ERA	WHIP

BOTTOM

Montreal Expos @ New York Mets

Shea Stadium, Flushing, NY

Sun Aug 14 1988, 3:33 AM EDT

Overcast - 93 F

livebaseballscorecards.com

AB	27
R	4
H	4
RBI	4
BB	8
SO	2
LOB	12

WP: 0 PB: 0 SB: 3 CS: 0 PA: 38

Batter	1	2	3	4	5	6	7	8	9	AB	R	H	RBI	BB	SO	LOB
Rex Hudler, R (1, 4) OBP: 0.333, SLG: 0.481	C S F X 0-2 ① F7		C F B S 1-3 ① K		C S F B B F C 2-3 ③ K			B X 1-0 ② P3		4	0	0	0	0	2	1
Tim Raines, S (1, 7) OBP: 0.359, SLG: 0.434	B F X 1-1 HR		B B C B X 3-1 ② F9			X 0-0 ① F9		S B B X 2-1 ③ F9		4	1	1	1	0	0	1
Andres Galarraga, R (1, 3) OBP: 0.354, SLG: 0.541 Wallace Johnson, S (9, PH) OBP: 0.385, SLG: 0.386	B C B S S 2-3 ② K		S B S B S 2-3 ③ K			S B L S 1-3 ② K			C B S S S 1-3 ① K	3 1	0 0	0 0	0 0	0 0	3 1	0 0
Tim Wallach, R (1, 5) OBP: 0.309, SLG: 0.414	X 0-0 E6 1B			S X 0-1 ① G6-3		B X 1-0 ③ L1-6-3			B F X 1-1 G1-4-3 1B	4	0	2	0	0	0	0
Nelson Santovenia, R (1, 2) OBP: 0.312, SLG: 0.429	F F S 0-3 ③ K			S B C X 1-2 ② G6-3			B F F F B F F B S 3-3 ① K		B B X 2-0 ② G1-4-3 1-2	4	0	0	0	0	2	2
Tracy Jones, R (1, 9) OBP: 0.340, SLG: 0.323 Hubie Brooks, R (9, PH) OBP: 0.315, SLG: 0.451		B C B X 2-1 ① G4-3		B S B B X 3-1 HR			C B B B X 3-1 ② F9		B S F X 1-2 ③ G4-3	3 1	1 0	1 0	1 0	0 0	0 0	0 1
Otis Nixon, S (1, 8) OBP: 0.277, SLG: 0.278		B C B S B B B 4-2 BB		B F C S 1-3 ③ K			M S B C 1-3 ③ K			2	0	0	0	1	2	0
Luis Rivera, R (1, 6) OBP: 0.265, SLG: 0.330		B C X 1-1 ② F7			B X 1-0 ① P4			B B C B F B 4-2 BB		2	0	0	0	1	0	1
Dennis Martinez, R (1, 1) OBP: 0.231, SLG: 0.238 Jeff Parrett, R (6, 1) Mike Fitzgerald, R (8, PH) OBP: 0.352, SLG: 0.415 Andy McGaffigan, R (8, 1)		X 0-0 ③ F8			S S B S 1-3 ② K			F C B B X 2-2 ① F8		2 0 1 0	0 0 0 0	0 0 0 0	0 0 0 0	1 0 0 0	1 0 1 0	1 0 1 0
Inning Stats	R: 1 H: 2 E: 1 LOB: 1 K: 2 BB: 0 S: 13 P: 16	R: 0 H: 0 E: 0 LOB: 1 K: 0 BB: 1 S: 7 P: 14	R: 0 H: 0 E: 0 LOB: 0 K: 2 BB: 0 S: 8 P: 14	R: 1 H: 1 E: 0 LOB: 0 K: 1 BB: 0 S: 10 P: 15	R: 0 H: 0 E: 0 LOB: 0 K: 2 BB: 0 S: 9 P: 13	R: 0 H: 0 E: 0 LOB: 0 K: 1 BB: 0 S: 5 P: 7	R: 0 H: 0 E: 0 LOB: 0 K: 2 BB: 0 S: 11 P: 18	R: 0 H: 0 E: 0 LOB: 1 K: 0 BB: 1 S: 8 P: 17	R: 0 H: 1 E: 0 LOB: 1 K: 1 BB: 0 S: 9 P: 14	1B: 2 SF: 0 2B: 0 SAC: 0 3B: 0 DP: 0 HR: 2 HBP: 0						

PITCHER	IP	WLS	BF	H	R	ER	SO	BB	IBB	HBP	BLK	WP	HR	S	P	ERA	WHIP
Sid Fernandez, L (1, 1) ERA: 3.29	8.1	W	31	4	2	2	11	2	0	0	0	0	2	76	121	2.16	0.720
Roger McDowell, R (9, 1) ERA: 2.15	0.2	S	2	0	0	0	0	0	0	0	0	0	0	4	7	0.00	0.000

PITCHER	IP	WLS	BF	H	R	ER	SO	BB	IBB	HBP	BLK	WP	HR	S	P	ERA	WHIP

TOP

Montreal Expos @ New York Mets

Shea Stadium, Flushing, NY

Sun Aug 14 1988, 3:38 AM EDT

Att. 44,311 - Sunny - 98 F

livebaseballscorecards.com

AB	31
R	2
H	4
RBI	2
BB	2
SO	11
LOB	8

WP: 0 PA: 33
PB: 0
SB: 0
CS: 0

Montreal Expos @ New York Mets

Shea Stadium, Flushing, NY

Sun Aug 14 1988, 3:38 AM EDT

Att. 44,311 - Sunny - 98 F

BOTTOM

livebaseballscorecards.com

Batter	1	2	3	4	5	6	7	8	9	AB	R	H	RBI	BB	SO	LOB
Mookie Wilson, S (1, 8) OBP: 0.315, SLG: 0.373	E4 (1B, FC3-6)	E1 (1B, 2-H, 1B)			L9	G4-6-3 (1-2f)				4	1	1	0	0	0	1
Dave Magadan, L (1, 5) OBP: 0.392, SLG: 0.337 Kevin Elster, R (5, PR) OBP: 0.286, SLG: 0.321 (6, 6)	1 SAFE 1 SAFE FC3-6 (1-3, 1B)	(1-3, 1B)			F8 (1B, 1B)		P4			3 1	0 1	3 0	0 0	0 0	0 0	0 0
Keith Hernandez, L (1, 3) OBP: 0.358, SLG: 0.419	SAFE P6	F7			BB (1B, 1-2, 1B)		K			4	0	1	0	0	1	4
Darryl Strawberry, L (1, 9) OBP: 0.366, SLG: 0.548	FC3-6 (FC5-4, 1-2f, 3-H)		K		F8 (2-3)		G5-3			4	0	0	1	0	1	3
Kevin McReynolds, R (1, 7) OBP: 0.336, SLG: 0.476	SAFE FC5-4 (1-2f)		L4		BB (1-2, 3-H, 1B)			G4-3		4	0	1	1	0	0	1
Howard Johnson, S (1, 6) OBP: 0.340, SLG: 0.436 (6, 5)		HR	G3		BB (1-2, 2-3)			F8		3	1	1	1	1	0	0
Tim Teufel, R (1, 4) OBP: 0.332, SLG: 0.337 Roger McDowell, R (9, 1) OBP: 0.429, SLG: 0.857	E5 (G5-3, E)	G4-6-3 (1B)			L6			1B		4 0	1 0	2 0	0 0	0 0	0 0	3 0
Mackey Sasser, L (1, 2) OBP: 0.257, SLG: 0.358	G5-3 (1-2)	F9				K		F7		4	0	0	0	0	1	3
Sid Fernandez, L (1, 1) OBP: 0.286, SLG: 0.295 Wally Backman, S (9, 4) OBP: 0.375, SLG: 0.333	F6	G4-6-3 (1-2f)				G4-6-3 (1B)				3 0	0 0	1 0	0 0	0 0	0 0	2 0
Inning Stats	R: 1 E: 1 K: 0 S: 13 H: 1 LOB: 1 BB: 0 P: 21	R: 2 E: 2 K: 0 S: 19 H: 3 LOB: 2 BB: 0 P: 27	R: 0 E: 0 K: 1 S: 9 H: 0 LOB: 0 BB: 0 P: 12	R: 0 E: 0 K: 0 S: 9 H: 1 LOB: 0 BB: 0 P: 11	R: 1 E: 0 K: 0 S: 17 H: 3 LOB: 3 BB: 1 P: 30	R: 0 E: 0 K: 1 S: 7 H: 1 LOB: 0 BB: 0 P: 10	R: 0 E: 0 K: 1 S: 8 H: 0 LOB: 0 BB: 0 P: 14	R: 0 E: 0 K: 0 S: 7 H: 1 LOB: 1 BB: 0 P: 11		1B: 9 2B: 0 3B: 0 HR: 1	SF: 0 SAC: 0 DP: 2 HBP: 0					

	AB	34
	R	4
	H	10
	RBI	3
	BB	1
	SO	3
	LOB	17

PITCHER		IP	WLS	BF	H	R	ER	SO	BB	IBB	HBP	BLK	WP	HR	S	P	ERA	WHIP
Dennis Martinez, R ERA: 2.37	(1, 1)	5.0	L	25	8	4	2	1	1	0	0	0	0	1	67	101	3.60	1.800
Jeff Parrett, R ERA: 2.28	(6, 1)	2.0		6	1	0	0	2	0	0	0	0	0	0	15	24	0.00	0.500
Andy McGaffigan, R ERA: 3.5	(8, 1)	1.0		4	1	0	0	0	0	0	0	0	0	0	7	11	0.00	1.000

PITCHER	IP	WLS	BF	H	R	ER	SO	BB	IBB	HBP	BLK	WP	HR	S	P	ERA	WHIP

Batter	1	2	3	4	5	6	7	8	9	AB	R	H	RBI	BB	SO	LOB
Dave Martinez, L (1, 8) OBP: 0.303, SLG: 0.317	B B X 2-0 G3-6-1 1B 1-2f 1B	B 1 SAFE S B 1 SAFE X 2-1 SH1-3 ② 1-2 3-H			B X 1-0 3-1 ①		C 1 SAFE B C C 1-3 K ② ③ 1-2			3	0	1	1	0	1	1
Tim Raines, S (1, 7) OBP: 0.361, SLG: 0.433	1 SAFE C 1 SAFE B X 1-1 G3-6-1 1-2 1B	X 0-0 3-1 ③			B C B B B C F F F B 4-2 BB			C C F B X 1-2 6-3 ①		3	0	1	0	1	0	1
Graig Nettles, L (1, 3) OBP: 0.260, SLG: 0.261	B X 1-0 G3-6-1 ① ② 1-2f 2-3		F C B B X 2-2 4-3 ①		1 SAFE 1 SAFE X 0-0 F9 ②			C C F X 0-2 F9 ②		4	0	0	0	0	0	3
Hubie Brooks, R (1, 9) OBP: 0.319, SLG: 0.451	B B B C B 4-1 FC6-4 BB		B C B X 2-1 PO 1B		C 1 SAFE C 1 S 0-3 K ③			B B B C F B 4-2 BB		2	0	1	0	2	1	1
Tim Wallach, R (1, 5) OBP: 0.309, SLG: 0.413	C X 0-1 FC6-4 ③ 1-2f		X 0-0 F8 ②			B B S C F X 2-2 FC4-3-6-3 1B		B F C B C 2-3 K ③		4	0	1	0	0	1	4
Tom Foley, L (1, 4) OBP: 0.319, SLG: 0.384		C C X 0-2 F7 ①	S 1 SAFE S 1 SAFE B B 1 SAFE 2-2 PO ③ 1-2	X 0-0 P6 ①		S C F X 0-2 FC4-3-6-3 G5-4-3 ① 1-2f			F F B B X 2-2 F8 ①	4	0	0	0	0	0	1
Nelson Santovenia, R (1, 2) OBP: 0.311, SLG: 0.425		C B B X 2-1 2B 1B 1B		C F F X 0-2 F8 ②		C X 0-1 G5-4-3 ② ③ 1-2f			F F F B B S 2-3 K ②	4	1	1	0	0	1	1
Rex Hudler, R (1, 6) OBP: 0.338, SLG: 0.489		B C X 1-1 1B SH1-3 1-3 2B		X 0-0 1B		B F X 1-1 G3 ①			X 0-0 F8 ③	4	1	2	0	0	0	0
Brian Holman, R (1, 1) OBP: 0.167, SLG: 0.167 Jeff Parrett, R (6, 1) Otis Nixon, S (7, PH) OBP: 0.281, SLG: 0.282 Neal Heaton, L (7, 1) OBP: 0.150, SLG: 0.150		C B B X 2-1 SH1-3 2-3 3-H 1B		1 SAFE B S B F C 2-3 K ③		B C S B B X 3-2 CS 1B				2 0 1 0	0 0 0 0	1 0 1 0	1 0 0 0	0 0 0 0	1 0 0 0	1 0 0 0
Inning Stats	R: 0 H: 2 E: 0 LOB: 2 K: 0 BB: 1 S: 7 P: 15	R: 2 H: 3 E: 0 LOB: 1 K: 0 BB: 0 S: 12 P: 19	R: 0 H: 1 E: 0 LOB: 0 K: 0 BB: 0 S: 8 P: 14	R: 0 H: 1 E: 0 LOB: 1 K: 1 BB: 0 S: 9 P: 11	R: 0 H: 0 E: 0 LOB: 1 K: 1 BB: 1 S: 10 P: 15	R: 0 H: 1 E: 0 LOB: 0 K: 0 BB: 0 S: 10 P: 12	R: 0 H: 1 E: 0 LOB: 1 K: 1 BB: 0 S: 8 P: 13	R: 0 H: 0 E: 0 LOB: 1 K: 1 BB: 1 S: 13 P: 20	R: 0 H: 0 E: 0 LOB: 0 K: 1 BB: 0 S: 8 P: 12	1B: 8 2B: 2 3B: 0 HR: 0	SF: 0 SAC: 1 DP: 3 HBP: 0					

PITCHER		IP	WLS	BF	H	R	ER	SO	BB	IBB	HBP	BLK	WP	HR	S	P	ERA	WHIP
Jimmy Jones, R ERA: 3.84	(1, 1)	6.0	W	25	8	2	2	2	2	0	0	0	0	0	56	86	3.00	1.667
Lance McCullers, R ERA: 2.41	(7, 1)	3.0	S	10	1	0	0	3	1	0	0	0	0	0	29	45	0.00	0.667

PITCHER	IP	WLS	BF	H	R	ER	SO	BB	IBB	HBP	BLK	WP	HR	S	P	ERA	WHIP

TOP

Montreal Expos @ San Diego Padres

Jack Murphy Stadium, San Diego, CA

Tue Aug 16 1988, 10:05 PM EDT

Att. 13,727 - Unknown - 68 F

livebaseballscorecards.com

AB	31
R	2
H	9
RBI	2
BB	3
SO	5
LOB	13

1B: 8	SF: 0	WP: 0	PA: 36
2B: 2	SAC: 1	PB: 0	
3B: 0	DP: 3	SB: 0	
HR: 0	HBP: 0	CS: 1	

Batter	1	2	3	4	5	6	7	8	9	AB	R	H	RBI	BB	SO	LOB
Stan Jefferson, S (1, 8) OBP: 0.230, SLG: 0.244	B B B C F B 4-2 S 1B BB		L S B X 1-2 ① G3 1-2		X 0-0 ① FC6-4 S 1B 1-2f		B X 1-0 ① 5-3	B C C B F C 2-3 ③ K		4	2	0	0	1	1	2
Roberto Alomar, S (1, 4) OBP: 0.293, SLG: 0.359	X 0-0 ① P1		F S X 0-2 ② L3		P 1 SAFE 1 SAFE 1 SAFE C F P F C 2-3 ② K 1-2		C B B X 2-1 E 1B 1B			4	1	1	0	0	1	3
Tony Gwynn, L (1, 9) OBP: 0.376, SLG: 0.423	1 SAFE B P C X 2-1 1-H 1B		C B X 1-1 1B 2-H 2B		I I I I 4-0 1B IBB		S 1 SAFE F B B X 2-2 E7 1B 1-3 1B			3	2	3	2	1	0	0
Keith Moreland, R (1, 3) OBP: 0.313, SLG: 0.349	B C C X 1-2 ② F8		B C B X 2-1 2-H 1B		B B F B X 3-1 1-2 2-H 1B		I I I I 4-0 F8 1B IBB			3	0	2	2	1	0	1
John Kruk, L (1, 7) OBP: 0.367, SLG: 0.391 Carmelo Martinez, R (7, PH) OBP: 0.276, SLG: 0.357 (8, 7)	S F B S 1-3 ③ K		X 0-0 ③ F5		B S S B X 2-2 ③ F5		B S X 1-1 1-2 2-H 3-H 1B			3 1	0 0	0 1	0 2	0 0	1 0	4 0
Benito Santiago, R (1, 2) OBP: 0.286, SLG: 0.355		B C X 1-1 ① 6-3	B B B F F F X 3-2 ① 6-3		B X 1-0 WP K2 1B		B S X 1-1 ② F8 2-3			4	0	1	0	0	0	2
Randy Ready, R (1, 5) OBP: 0.353, SLG: 0.398		X 0-0 ② F8	B C B F B X 3-2 ② F7		1 SAFE C 1 SAFE S B B B F B 4-2 1-3 BB		B C F S 1-3 ③ K			3	0	0	0	1	1	2
Garry Templeton, S (1, 6) OBP: 0.268, SLG: 0.328		C S X 0-2 ③ 6-3	X 0-0 ③ 6-3		C C B S 1-3 ① K			F B B X 2-1 ① F8		4	0	0	0	0	1	2
Jimmy Jones, R (1, 1) OBP: 0.184, SLG: 0.114 Marvell Wynne, L (6, PH) OBP: 0.338, SLG: 0.459 Lance McCullers, S (7, 1)			C B X 1-1 G3 2B 1B		B X 1-0 FC6-4 1B		B F F B S 2-3 ② ③ K2 3-Hf	S B X 1-1 ② F9		2 1 1	1 0 0	2 0 0	0 0 0	0 0 0	0 1 0	0 2 0
Inning Stats	R: 1 H: 1 E: 0 LOB: 1 K: 1 BB: 1 S: 12 P: 19	R: 0 H: 0 E: 0 LOB: 0 K: 0 BB: 0 S: 6 P: 7	R: 2 H: 3 E: 0 LOB: 1 K: 0 BB: 0 S: 13 P: 18	R: 0 H: 0 E: 0 LOB: 0 K: 0 BB: 0 S: 8 P: 14	R: 1 H: 2 E: 0 LOB: 2 K: 1 BB: 1 S: 13 P: 23	R: 0 H: 1 E: 0 LOB: 2 K: 2 BB: 1 S: 10 P: 18	R: 2 H: 3 E: 1 LOB: 2 K: 1 BB: 1 S: 13 P: 25	R: 0 H: 0 E: 0 LOB: 0 K: 1 BB: 0 S: 8 P: 13		1B: 9 SF: 0 2B: 2 SAC: 0 3B: 0 DP: 1 HR: 0 HBP: 0						

BOTTOM

Montreal Expos @ San Diego Padres

Jack Murphy Stadium, San Diego, CA

Tue Aug 16 1988, 10:05 PM EDT

Att. 13,727 - Unknown - 68 F

livebaseballscorecards.com

AB	33
R	6
H	10
RBI	6
BB	4
SO	6
LOB	18

PITCHER		IP	WLS	BF	H	R	ER	SO	BB	IBB	HBP	BLK	WP	HR	S	P	ERA	WHIP	PITCHER	IP	WLS	BF	H	R	ER	SO	BB	IBB	HBP	BLK	WP	HR	S	P	ERA	WHIP
Brian Holman, R ERA: 3.17	(1, 1)	5.0	L	24	7	4	4	2	1	1	0	0	0	0	53	83	7.20	1.600																	
Jeff Parrett, R ERA: 2.25	(6, 1)	1.0		3	0	0	0	2	1	0	0	0	1	0	9	16	0.00	1.000																	
Neal Heaton, L ERA: 4.91	(7, 1)	2.0		10	3	2	2	2	0	1	0	0	0	0	21	38	9.00	1.500																	

Batter	1	2	3	4	5	6	7	8	9	AB	R	H	RBI	BB	SO	LOB
Rex Hudler, R (1, 4) OBP: 0.329, SLG: 0.474	B X 1-0 ① F2		F B F X 1-2 ① F7		C X 0-1 ③ F7		C 1 SAFE X 0-1 ③ 5-3			4	0	0	0	0	0	3
Tim Raines, S (1, 7) OBP: 0.360, SLG: 0.430	X 0-0 ② 6-3		B C X 1-1 ② P4			B B X 2-0 ① F9		B B B B 4-0 FC2-4 BB		3	0	0	0	1	0	0
Tracy Jones, R (1, 8) OBP: 0.331, SLG: 0.314	B C C X 1-2 ③ F7		C B F B F X 2-2 ③ 1-3			X 0-0 ② P6		1 SAFE 1 SAFE C 1 SAFE X 0-1 ① FC2-4 FC6-4 1-2f		4	0	0	0	0	0	1
Hubie Brooks, R (1, 9) OBP: 0.318, SLG: 0.451		C B X 1-1 2B 2B		B X 1-0 ① 4-3		C B C B S 2-3 ③ K		B B B X 3-0 ② F9		4	1	1	0	0	1	1
Tim Wallach, R (1, 5) OBP: 0.308, SLG: 0.414		B X 1-0 2-H 2B		S S S 0-3 ② K			C B B B F X 3-2 ① F7	S S B F 1 SAFE F X 1-2 ③ FC6-4 1-2f		4	0	1	1	0	1	1
Andres Galarraga, R (1, 3) OBP: 0.353, SLG: 0.541		F B X 1-1 ① L3		S B B X 2-1 ③ F9			X 0-0 FC1-4 2B		B C F C 1-3 ① K	4	0	1	0	0	1	1
Mike Fitzgerald, R (1, 2) OBP: 0.348, SLG: 0.408		S C B 2 SAFE X 1-2 ② L6			F F F C 0-3 ① K		B C B B X 3-1 ② FC1-4 1B E 2-3		B X 1-0 1B	4	1	1	0	0	1	2
Luis Rivera, R (1, 6) OBP: 0.271, SLG: 0.331		B F B B B 4-1 BB			B B F B B 4-1 SH1-4 BB		X 0-0 1-H E6 1B		B X 1-0 ② L4	2	0	1	0	2	0	1
Bryn Smith, R (1, 1) OBP: 0.167, SLG: 0.171 Andy McGaffigan, R (6, 1) Nelson Santovenia, R (7, PH) OBP: 0.314, SLG: 0.425 Otis Nixon, S (7, PR) OBP: 0.281, SLG: 0.282 Joe Hesketh, R (7, 1) Graig Nettles, L (9, PH) OBP: 0.256, SLG: 0.257		B C C C 1-3 ③ K			1 SAFE X 0-0 ② SH1-4 1-2		S B B B B 4-1 BB		B X 1-0 ③ P6	1 0 0 0 0 1	0 0 0 0 0 0	0 0 0 0 0 0	0 0 0 0 0 0	0 0 1 0 0 0	1 0 0 0 0 0	2 0 0 0 0 1
Inning Stats	R: 0 E: 0 K: 0 S: 5 H: 0 LOB: 0 BB: 0 P: 7	R: 1 E: 0 K: 1 S: 12 H: 2 LOB: 2 BB: 1 P: 21	R: 0 E: 0 K: 0 S: 9 H: 0 LOB: 0 BB: 0 P: 13	R: 0 E: 0 K: 1 S: 6 H: 0 LOB: 0 BB: 0 P: 9	R: 0 E: 0 K: 1 S: 8 H: 0 LOB: 1 BB: 1 P: 12	R: 0 E: 0 K: 1 S: 5 H: 0 LOB: 0 BB: 0 P: 9	R: 1 E: 1 K: 0 S: 10 H: 2 LOB: 2 BB: 1 P: 20	R: 0 E: 0 K: 0 S: 8 H: 0 LOB: 1 BB: 1 P: 16	R: 0 E: 0 K: 1 S: 6 H: 1 LOB: 1 BB: 0 P: 10	1B: 2 2B: 3 3B: 0 HR: 0	SF: 0 SAC: 1 DP: 0 HBP: 0					

TOP

Montreal Expos @ San Diego Padres

Jack Murphy Stadium, San Diego, CA

Wed Aug 17 1988, 10:05 PM EDT

Att. 12,348 - Unknown - 70 F

livebaseballscorecards.com

AB	31
R	2
H	5
RBI	1
BB	4
SO	5
LOB	13

PITCHER		IP	WLS	BF	H	R	ER	SO	BB	IBB	HBP	BLK	WP	HR	S	P	ERA	WHIP
Dennis Rasmussen, L ERA: 3.91	(1, 1)	6.2	W	26	4	2	1	4	2	0	0	0	0	0	52	84	1.35	0.900
Mark Davis, L ERA: 2.32	(7, 1)	2.1	S	10	1	0	0	1	2	0	0	0	0	0	17	33	0.00	1.286

PITCHER	IP	WLS	BF	H	R	ER	SO	BB	IBB	HBP	BLK	WP	HR	S	P	ERA	WHIP

Batter	1	2	3	4	5	6	7	8	9	AB	R	H	RBI	BB	SO	LOB
Stan Jefferson, S (1, 8) OBP: 0.231, SLG: 0.245	C M B X 1-2 P6 ①		B S S F X 1-2 4-3 ③			B F B X 2-1 1B 1-2 1B 1B	C B B F F S 2-3 K2-3 ③			4	1	1	0	0	1	0
Roberto Alomar, S (1, 4) OBP: 0.292, SLG: 0.358	F B S B C 2-3 K ②			C S F M 0-3 K ①		X 0-0 1B 1-2 2-3 SF7 1B		B C X 1-1 F9 ①		4	1	1	0	0	2	0
Tony Gwynn, L (1, 9) OBP: 0.377, SLG: 0.423	B C X 1-1 4-3 ③			F B S X 1-2 CS 1B		C B B B X 3-1 SF7 1-3 2-H 3-H 1B 1B		B B C X 2-1 5-3 ②		4	1	2	2	0	0	0
Keith Moreland, R (1, 3) OBP: 0.317, SLG: 0.350		C B B F X 2-2 G6-4-3 1B		B 1 SAFE P C B B 4-1 1-2 BB ②		B 3 SAFE B B B X 3-0 SF7 ① 2-3 3-H		B B C B F F B 4-2 BB BB		1	0	1	1	2	0	0
John Kruk, L (1, 7) OBP: 0.369, SLG: 0.391		B B X 2-0 G6-4-3 ① ② 1-2f		B F S F X 1-2 L6 ③		X 0-0 CS 1B 3-H 1B		B B B B 4-0 1-2 BB BB		3	0	1	1	1	0	2
Benito Santiago, R (1, 2) OBP: 0.290, SLG: 0.365		B C X 1-1 3B			B B X 2-0 G6-4-3 1B	X 0-0 1-2 1B 1B		F S S 0-3 K ③		4	0	3	0	0	1	2
Chris Brown, R (1, 5) OBP: 0.305, SLG: 0.294		C X 0-1 6-3 ③			X 0-0 G6-4-3 ① ② 1-2f	B S B S B F F F S 3-3 K ② ③ 2-3				3	0	0	0	0	1	4
Garry Templeton, S (1, 6) OBP: 0.269, SLG: 0.328			C B B C X 1-2 F8 ①		B B B C F X 2-2 4-3 ③		F X 0-1 K2-3 1B			3	0	1	0	0	0	0
Dennis Rasmussen, L (1, 1) OBP: 0.172, SLG: 0.196 Mark Davis, L (7, 1) OBP: 0.375, SLG: 0.714			S F B C 1-3 K ②			C X 0-1 E1 1B 1B 1B	L B 1 F S SAFE 1-3 K2-3 ① ② 1-2			2 1	1 0	0 0	0 0	0 0	1 1	0 1
Inning Stats	R: 0 E: 0 K: 1 S: 8 H: 0 LOB: 0 BB: 0 P: 12	R: 0 E: 0 K: 0 S: 8 H: 2 LOB: 1 BB: 0 P: 13	R: 0 E: 0 K: 1 S: 10 H: 0 LOB: 0 BB: 0 P: 13	R: 0 E: 0 K: 1 S: 13 H: 1 LOB: 1 BB: 1 P: 18	R: 0 E: 0 K: 0 S: 5 H: 1 LOB: 0 BB: 0 P: 9	R: 4 E: 1 K: 1 S: 16 H: 5 LOB: 2 BB: 0 P: 27	R: 0 E: 0 K: 2 S: 9 H: 1 LOB: 0 BB: 0 P: 12	R: 0 E: 0 K: 1 S: 10 H: 0 LOB: 2 BB: 2 P: 21		1B: 9 2B: 1 3B: 1 HR: 0	SF: 1 SAC: 0 DP: 3 HBP: 0					

PITCHER		IP	WLS	BF	H	R	ER	SO	BB	IBB	HBP	BLK	WP	HR	S	P	ERA	WHIP
Bryn Smith, R ERA: 3.24	(1, 1)	5.1	L	24	9	4	3	3	1	0	0	0	0	0	54	83	5.06	1.875
Andy McGaffigan, R ERA: 3.46	(6, 1)	0.2		1	0	0	0	1	0	0	0	0	0	0	6	9	0.00	0.000
Joe Hesketh, L ERA: 2.92	(7, 1)	2.0		8	1	0	0	3	2	0	0	0	0	0	19	33	0.00	1.500

PITCHER	IP	WLS	BF	H	R	ER	SO	BB	IBB	HBP	BLK	WP	HR	S	P	ERA	WHIP

BOTTOM

Montreal Expos @ San Diego Padres

Jack Murphy Stadium, San Diego, CA

Wed Aug 17 1988, 10:05 PM EDT

Att. 12,348 - Unknown - 70 F

livebaseballscorecards.com

AB	29
R	4
H	10
RBI	4
BB	3
SO	7
LOB	9

1B: 9 SF: 1
2B: 1 SAC: 0
3B: 1 DP: 3
HR: 0 HBP: 0

WP: 0 PA: 33
PB: 0
SB: 0
CS: 2

Batter	1	2	3	4	5	6	7	8	9	AB	R	H	RBI	BB	SO	LOB
Dave Martinez, L (1, 8) OBP: 0.302, SLG: 0.314	B B F S C 2-3 ① K		B F B B B 4-1 S BB			X 0-0 ① 1-3	C C F S 0-3 ③ K			3	0	0	0	1	2	2
Tim Raines, S (1, 7) OBP: 0.359, SLG: 0.426	C X 0-1 ② 3-1		B F B S B F X 3-2 ② F9 1-2			B B B B 4-0 1B BB		C X 0-1 ① 4-3		3	0	0	0	1	0	1
Tom Foley, L (1, 4) OBP: 0.318, SLG: 0.382	S B X 1-1 ③ 4-3		F F B F X 1-2 ③ F5			C B B X 2-1 ② F9		F B F X 1-2 G1-6-3 1B		4	0	1	0	0	0	2
Hubie Brooks, R (1, 9) OBP: 0.320, SLG: 0.452		C F F X 0-2 HR 1B		X 0-0 ① F8		X 0-0 1-2 1B		C F B X 1-2 ② ③ G1-6-3 1-2f		4	1	2	0	0	0	1
Tim Wallach, R (1, 5) OBP: 0.308, SLG: 0.412		C X 0-1 ① F8		F C B F F F F B B S 3-3 ② K		S X 0-1 ③ F8			C F X 0-2 HR 1B	4	1	1	0	0	1	3
Andres Galarraga, R (1, 3) OBP: 0.356, SLG: 0.555		B X 1-0 1-H HR		C X 0-1 ③ 4-3			F F B F X 1-2 FC6-4 1B		B X 1-0 1-H HR	4	2	3	4	0	0	0
Nelson Santovenia, R (1, 2) OBP: 0.308, SLG: 0.417		F B S B B S 3-3 ② K			F F S 0-3 ① K		C X 0-1 ① P4		X 0-0 ① F9	4	0	0	0	0	2	1
Luis Rivera, R (1, 6) OBP: 0.267, SLG: 0.327		X 0-0 ③ P6			B S F C 1-3 ② K		X 0-0 ② FC6-4 1B 1-2f		B B B C F S 3-3 ② K	4	0	0	0	0	2	1
Pascual Perez, R (1, 1) Otis Nixon, S (7, PH) OBP: 0.285, SLG: 0.287 Andy McGaffigan, R (7, 1) Graig Nettles, L (9, PH) OBP: 0.253, SLG: 0.254 Tim Burke, R (9, 1)			S C F E F B L 1-3 ① K		C C S 0-3 ③ K	B F C B X 2-2 1-2 1B			B C F S 1-3 ③ K	2 1 0 1 0	0 0 0 0 0	0 1 0 0 0	0 0 0 0 0	0 0 0 1 0	2 0 0 0 0	0 0 0 0 0
Inning Stats	R: 0 E: 0 K: 1 S: 7 H: 0 LOB: 0 BB: 0 P: 10	R: 2 E: 0 K: 1 S: 11 H: 2 LOB: 0 BB: 0 P: 15	R: 0 E: 0 K: 1 S: 15 H: 0 LOB: 1 BB: 1 P: 24	R: 0 E: 0 K: 1 S: 9 H: 0 LOB: 0 BB: 0 P: 12	R: 0 E: 0 K: 3 S: 9 H: 0 LOB: 0 BB: 0 P: 10	R: 0 E: 0 K: 0 S: 6 H: 1 LOB: 2 BB: 1 P: 12	R: 0 E: 0 K: 1 S: 14 H: 2 LOB: 2 BB: 0 P: 17	R: 0 E: 0 K: 0 S: 8 H: 1 LOB: 0 BB: 0 P: 10	R: 2 E: 0 K: 2 S: 11 H: 2 LOB: 0 BB: 0 P: 16	1B: 6 2B: 0 3B: 0 HR: 2	SF: 0 SAC: 0 DP: 1 HBP: 0				WP: 0 PB: 0 SB: 1 CS: 0	PA: 36	

PITCHER	IP	WLS	BF	H	R	ER	SO	BB	IBB	HBP	BLK	WP	HR	S	P	ERA	WHIP
Ed Whitson, R (1, 1) ERA: 4.14	8.0		32	7	3	3	8	2	0	0	0	0	1	82	113	3.38	1.125
Lance McCullers, R (9, 1) ERA: 2.5	1.0	W	4	1	1	1	2	0	0	0	0	0	1	8	13	9.00	1.000

PITCHER	IP	WLS	BF	H	R	ER	SO	BB	IBB	HBP	BLK	WP	HR	S	P	ERA	WHIP

TOP

Montreal Expos @ San Diego Padres

Jack Murphy Stadium, San Diego, CA

Thu Aug 18 1988, 6:33 AM EDT

Att. 15,648 - Sunny - 70 F

livebaseballscorecards.com

AB	34
R	4
H	8
RBI	4
BB	2
SO	10
LOB	11

Montreal Expos @ San Diego Padres

Jack Murphy Stadium, San Diego, CA

Thu Aug 18 1988, 6:33 AM EDT

Att. 15,648 - Sunny - 70 F

livebaseballscorecards.com

BOTTOM

Batter	1	2	3	4	5	6	7	8	9	AB	R	H	RBI	BB	SO	LOB
Marvell Wynne, L (1, 8) OBP: 0.332, SLG: 0.450	F8		K		F8	4-3			P4	5	0	0	0	0	1	2
Roberto Alomar, S (1, 4) OBP: 0.296, SLG: 0.362	F9		K			G3		SH5-3	1B IBB	4	1	2	0	1	1	0
Tony Gwynn, L (1, 9) OBP: 0.379, SLG: 0.423	G3		K			G3 S 1-2		SH5-3	1B 1-2	3	1	1	0	2	1	0
Carmelo Martinez, R (1, 3) OBP: 0.280, SLG: 0.360		5-3	FC4-6	1B		5-3 1-2 2-3		SH5-3 1-2 2-3	1B 1-2 2-3 3-H	4	0	2	1	0	0	2
John Kruk, L (1, 7) OBP: 0.373, SLG: 0.392		3B 1B	FC4-6 1-2f			G3 2B IBB		IBB		2	2	1	0	2	0	1
Tim Flannery, L (1, 5) OBP: 0.342, SLG: 0.350		1-H 3B	K			G3 1-2 2-3 3-H		P6		4	0	1	2	0	1	6
Dickie Thon, R (1, 6) OBP: 0.341, SLG: 0.316		S BB	K			CS 2-H 3-H		K		3	0	1	2	1	2	4
Mark Parent, R (1, 2) OBP: 0.221, SLG: 0.301 Stan Jefferson, S (9, PR) OBP: 0.231, SLG: 0.245		K 1-2			P3	CS 2-3	6-3		SH2-3 1B	4 0	0 1	1 0	0 0	0 0	1 0	2 0
Ed Whitson, R (1, 1) OBP: 0.149, SLG: 0.213 Lance McCullers, S (9, 1) Garry Templeton, S (9, 6) OBP: 0.269, SLG: 0.328		6-3			K		B1-3		SH2-3 2-3	3 0 0	0 0 0	0 0 0	0 0 0	0 0 0	1 0 0	2 0 0
Inning Stats	R: 0 H: 0 E: 0 LOB: 0 K: 0 BB: 0 S: 7 P: 12	R: 1 H: 2 E: 0 LOB: 2 K: 1 BB: 1 S: 11 P: 19	R: 0 H: 0 E: 0 LOB: 0 K: 3 BB: 0 S: 10 P: 15	R: 0 H: 1 E: 0 LOB: 1 K: 2 BB: 0 S: 11 P: 14	R: 0 H: 0 E: 0 LOB: 0 K: 1 BB: 0 S: 7 P: 10	R: 3 H: 3 E: 0 LOB: 0 K: 0 BB: 1 S: 9 P: 20	R: 0 H: 0 E: 0 LOB: 0 K: 0 BB: 0 S: 5 P: 8	R: 0 H: 1 E: 0 LOB: 3 K: 1 BB: 2 S: 10 P: 21	R: 1 H: 2 E: 0 LOB: 3 K: 0 BB: 2 S: 5 P: 15	1B: 5 SF: 0 2B: 3 SAC: 2 3B: 1 DP: 0 HR: 0 HBP: 0						

	AB	32
	R	5
	H	9
	RBI	5
	BB	6
	SO	8
	LOB	19

WP: 0 PA: 41
PB: 0
SB: 3
CS: 1

PITCHER		IP	WLS	BF	H	R	ER	SO	BB	IBB	HBP	BLK	WP	HR	S	P	ERA	WHIP
Pascual Perez, R ERA: 2.49	(1, 1)	6.0		25	6	4	4	7	1	1	0	0	0	0	55	90	6.00	1.167
Andy McGaffigan, R ERA: 3.36	(7, 1)	2.0		9	1	0	0	1	1	1	0	0	0	0	15	29	0.00	1.000
Tim Burke, R ERA: 3.52	(9, 1)	0.2	L	6	2	1	1	0	0	2	0	0	0	0	5	15	13.50	3.000

PITCHER	IP	WLS	BF	H	R	ER	SO	BB	IBB	HBP	BLK	WP	HR	S	P	ERA	WHIP

Batter	1	2	3	4	5	6	7	8	9	AB	R	H	RBI	BB	SO	LOB
Otis Nixon, S (1, 8) OBP: 0.284, SLG: 0.286	S M X 0-2 6-3 ①		S X 0-1 B2 ②		X 0-0 E4			C X 0-1 FC4-6 1B		4	0	1	0	0	0	0
Tim Raines, S (1, 7) OBP: 0.356, SLG: 0.422	B C C B X 2-2 5-3 ②		C S X 0-2 G6-3 ③		1 SAFE 1 SAFE X 0-0 4-3 ③			B B F 1 SAFE 1 SAFE 1 SAFE F X 2-2 FC4-6 1-2f ①		4	0	0	0	0	0	2
Andres Galarraga, R (1, 3) OBP: 0.357, SLG: 0.557	B X 1-0 1B			B F X 1-1 4-3 2B		C B B S F B C 3-3 K ①		B X 1-0 F9 ②		4	0	2	0	0	1	1
Hubie Brooks, R (1, 9) OBP: 0.317, SLG: 0.448	B C X 1-1 G3 ③			X 0-0 4-3 2-3 ①		C S B S 1-3 K ②		S F B B S 2-3 K ③		4	0	0	0	0	2	3
Tim Wallach, R (1, 5) OBP: 0.307, SLG: 0.413		C B F X 1-2 5-3 ①		X 0-0 P3 ②		B X 1-0 2B			C B C X 1-2 6-3 ①	4	0	1	0	0	0	1
Tom Foley, L (1, 4) OBP: 0.317, SLG: 0.377		F X 0-1 1-3 ②		B B B C B 4-1 BB		X 0-0 F8 ③			F X 0-1 F7 ②	3	0	0	0	1	0	1
Nelson Santovenia, R (1, 2) OBP: 0.308, SLG: 0.415 Dave Martinez, L (9, PH) OBP: 0.301, SLG: 0.313		B B S B X 3-1 E1 1B		C X 0-1 G6-3 ③			B F F S 1-3 K ①		C B C X 1-1 4-3 ③	3 1	0 0	1 0	0 0	0 0	1 0	2 0
Rex Hudler, R (1, 6) OBP: 0.322, SLG: 0.464		C F X 0-2 G1-3 ③			M S B S 1-3 K ①		B B X 2-0 5-3 ②			3	0	0	0	0	1	1
Dennis Martinez, R (1, 1) OBP: 0.221, SLG: 0.227			B B C F S 2-3 K ①		S C F B C 1-3 K ②		B S S C 1-3 K ③			3	0	0	0	0	3	0
Inning Stats	R: 0 H: 1 E: 0 LOB: 1 K: 0 BB: 0 S: 9 P: 13	R: 0 H: 1 E: 1 LOB: 1 K: 0 BB: 0 S: 10 P: 14	R: 0 H: 0 E: 0 LOB: 0 K: 1 BB: 0 S: 8 P: 10	R: 0 H: 1 E: 0 LOB: 2 K: 0 BB: 1 S: 7 P: 12	R: 0 H: 0 E: 1 LOB: 1 K: 2 BB: 0 S: 9 P: 11	R: 0 H: 1 E: 0 LOB: 1 K: 2 BB: 0 S: 9 P: 14	R: 0 H: 0 E: 0 LOB: 0 K: 2 BB: 0 S: 7 P: 11	R: 0 H: 1 E: 0 LOB: 1 K: 1 BB: 0 S: 9 P: 14	R: 0 H: 0 E: 0 LOB: 0 K: 0 BB: 0 S: 7 P: 9	1B: 3 SF: 0 2B: 2 SAC: 0 3B: 0 DP: 0 HR: 0 HBP: 0						

TOP

Montreal Expos @ Los Angeles Dodgers

Dodger Stadium, Los Angeles, CA

Fri Aug 19 1988, 7:05 PM PDT

Att. 36,217 - Unknown

livebaseballscorecards.com

AB	33
R	0
H	5
RBI	0
BB	1
SO	8
LOB	11

PITCHER		IP	WLS	BF	H	R	ER	SO	BB	IBB	HBP	BLK	WP	HR	S	P	ERA	WHIP
Orel Hershiser, R ERA: 2.92	(1, 1)	9.0	W	34	5	0	0	8	1	0	0	0	0	0	75	108	0.00	0.667

PITCHER	IP	WLS	BF	H	R	ER	SO	BB	IBB	HBP	BLK	WP	HR	S	P	ERA	WHIP

Batter	1	2	3	4	5	6	7	8	9	AB	R	H	RBI	BB	SO	LOB
Steve Sax, R (1, 4) OBP: 0.345, SLG: 0.370	B F B X 2-1 G6-3 ①			C F B X 1-2 G4-3 ①	C F C 0-3 K ③			F C B B F B C 3-3 K ③		4	0	0	0	0	2	1
Mike Scioscia, L (1, 2) OBP: 0.341, SLG: 0.337	C X 0-1 G4-3 ②			C X 0-1 L8 ②		C F X 0-2 L7 ①				3	0	0	0	0	0	0
Kirk Gibson, L (1, 7) OBP: 0.387, SLG: 0.526	B C B X 2-1 P5 ③			B B B X 3-0 HR 1B		X 0-0 F8 ②				3	1	1	0	0	0	0
Mike Marshall, R (1, 9) OBP: 0.315, SLG: 0.446		B X 1-0 G4-6-3 1B		1 SAFE X 0-0 1-H HR		C S C 0-3 K ③				3	1	2	2	0	1	0
Mike Davis, L (1, 8) OBP: 0.269, SLG: 0.285 John Shelby, S (8, 8) OBP: 0.336, SLG: 0.404		X 0-0 F8 ①		C F F X 0-2 1B			C B F B B X 3-2 1-3 ①			3 0	0 0	1 0	0 0	0 0	0 0	1 0
Franklin Stubbs, L (1, 3) OBP: 0.274, SLG: 0.346		B C B C X 2-2 G4-6-3 ② ③ 1-2f		B F X 1-1 P5 ③			F B C S 1-3 K ②			3	0	0	0	0	1	2
Tracy Woodson, R (1, 5) OBP: 0.267, SLG: 0.300			X 0-0 E9 F8 CS 1B		X 0-0 1B		X 0-0 6-3 ③			3	0	2	0	0	0	0
Alfredo Griffin, S (1, 6) OBP: 0.225, SLG: 0.227			F C X 0-2 F8 ① 2-3		B C C B S 2-3 K ①			X 0-0 L9 ①		3	0	0	0	0	1	2
Orel Hershiser, R (1, 1) OBP: 0.121, SLG: 0.167			B M B S X 2-2 6-3 ② ③ 3-H		L B M X 1-2 L6 ②			C B B C X 2-2 4-3 ②		3	0	0	0	0	0	2
Inning Stats	R: 0 E: 0 K: 0 S: 6 H: 0 LOB: 0 BB: 0 P: 10	R: 0 E: 0 K: 0 S: 5 H: 1 LOB: 0 BB: 0 P: 8	R: 0 E: 1 K: 0 S: 7 H: 1 LOB: 0 BB: 0 P: 9	R: 2 E: 0 K: 0 S: 13 H: 3 LOB: 1 BB: 0 P: 18	R: 0 E: 0 K: 2 S: 10 H: 1 LOB: 1 BB: 0 P: 13	R: 0 E: 0 K: 1 S: 7 H: 0 LOB: 0 BB: 0 P: 7	R: 0 E: 0 K: 1 S: 7 H: 0 LOB: 0 BB: 0 P: 11	R: 0 E: 0 K: 1 S: 8 H: 0 LOB: 0 BB: 0 P: 13		1B: 5 2B: 0 3B: 0 HR: 1	SF: 0 SAC: 0 DP: 1 HBP: 0			WP: 0 PB: 0 SB: 0 CS: 1	PA: 28		

PITCHER	IP	WLS	BF	H	R	ER	SO	BB	IBB	HBP	BLK	WP	HR	S	P	ERA	WHIP
Dennis Martinez, R (1, 1) ERA: 2.36	8.0	L	28	6	2	2	5	0	0	0	0	0	1	63	89	2.25	0.750

PITCHER	IP	WLS	BF	H	R	ER	SO	BB	IBB	HBP	BLK	WP	HR	S	P	ERA	WHIP

BOTTOM

Montreal Expos @ Los Angeles Dodgers

Dodger Stadium, Los Angeles, CA

Fri Aug 19 1988, 7:05 PM PDT

Att. 36,217 - Unknown

livebaseballscorecards.com

AB	28
R	2
H	6
RBI	2
BB	0
SO	5
LOB	8

Batter	1	2	3	4	5	6	7	8	9	AB	R	H	RBI	BB	SO	LOB
Otis Nixon, S (1, 8) OBP: 0.282, SLG: 0.279	B B B C B 4-1 4-3 S BB		X 0-0 ③ G3		B C F X 1-2 ③ L7		B B F F S 2-3 ① K		X 0-0 ② F6	4	0	0	0	1	1	0
Tim Raines, S (1, 7) OBP: 0.356, SLG: 0.424	B C S F B X 2-2 ① 4-3 1-3			X 0-0 4-3 1B 2B		X 0-0 2B 1B	X 0-0 ② 4-3		C B X 1-1 ③ 1-3	5	2	2	0	0	0	1
Andres Galarraga, R (1, 3) OBP: 0.355, SLG: 0.552	B B F S B F F C 3-3 ② K			X 0-0 ① 4-3 2-3		X 0-0 ① L9	C C F X 0-2 E4 BB			4	0	0	0	0	1	3
Hubie Brooks, R (1, 9) OBP: 0.321, SLG: 0.451	F B S B S 2-3 ③ K			X 0-0 1B 3-H 1B		1 SAFE C F B F 1 SAFE F B 1 SAFE 2-2 F F X 1B 1-H E 2B	B F 1 SAFE B B B 1 SAFE B 4-1 1-2 BB			3	1	2	2	1	1	1
Joe Hesketh, R (9, 1)										0	0	0	0	0	0	0
Tim Wallach, R (1, 5) OBP: 0.307, SLG: 0.412		C B X 1-1 ① F8		1 SAFE X 0-0 ② P4		B F X 1-1 E 2-3 1B	F B B F S 2-3 ③ K			4	0	1	0	0	1	3
Tom Foley, L (1, 4) OBP: 0.320, SLG: 0.379		C X 0-1 ② 3-1		B S S S X 1-2 1-3 1B		S S B F B X 2-2 E9 1-3 3-H 1B		X 0-0 ① F7		4	0	2	1	0	0	0
Nelson Santovenia, R (1, 2) OBP: 0.303, SLG: 0.408		C C X 0-2 ③ F3		X 0-0 ③ F9		B S F C 1-3 ② K		F C S 0-3 ② K		4	0	0	0	0	2	4
Luis Rivera, R (1, 6) OBP: 0.270, SLG: 0.327		S B F B C 2-3 ① K			C F B X 1-2 B1-4-6-4 1B	I I I 4-0 IBB		B B X 2-0 ③ 5-3		3	0	1	0	1	1	0
John Dopson, L (1, 1) OBP: 0.079, SLG: 0.054		F S S 0-3 ② K			X 0-0 ① ② B1-4-6-4 1-2f	S S X 0-2 ③ L5			S C F F B B B S 3-3 ① K	3	0	0	0	0	1	4
Andy McGaffigan, R (8, 1)										0	0	0	0	0	0	0
Dave Martinez, L (9, PH) OBP: 0.301, SLG: 0.313										1	0	0	0	0	1	0
(9, 9)																
Inning Stats	R: 0 E: 0 K: 2 S: 13 H: 0 LOB: 1 BB: 1 P: 24	R: 0 E: 0 K: 0 S: 7 H: 0 LOB: 0 BB: 0 P: 8	R: 0 E: 0 K: 2 S: 7 H: 0 LOB: 0 BB: 0 P: 9	R: 1 E: 0 K: 0 S: 8 H: 3 LOB: 2 BB: 0 P: 9	R: 0 E: 0 K: 0 S: 7 H: 1 LOB: 0 BB: 0 P: 9	R: 2 E: 1 K: 1 S: 21 H: 4 LOB: 3 BB: 1 P: 31	R: 0 E: 1 K: 2 S: 12 H: 0 LOB: 2 BB: 1 P: 20	R: 0 E: 0 K: 1 S: 5 H: 0 LOB: 0 BB: 0 P: 7	R: 0 E: 0 K: 1 S: 8 H: 0 LOB: 0 BB: 0 P: 12	1B: 6 2B: 2 3B: 0 HR: 0 SF: 0 SAC: 0 DP: 1 HBP: 0						

PITCHER		IP	WLS	BF	H	R	ER	SO	BB	IBB	HBP	BLK	WP	HR	S	P	ERA	WHIP
Tim Belcher, R ERA: 3.5	(1, 1)	5.1		24	8	3	3	4	1	0	0	0	0	0	57	79	5.06	1.688
Tim Crews, R ERA: 3.76	(6, 1)	0.2		3	0	0	0	1	0	1	0	0	0	0	6	11	0.00	0.000
Brian Holton, R ERA: 2.06	(7, 1)	2.0		8	0	0	0	3	1	0	0	0	0	0	17	27	0.00	0.500
Jay Howell, R ERA: 2.56	(9, 1)	1.0	W	3	0	0	0	1	0	0	0	0	0	0	8	12	0.00	0.000

PITCHER	IP	WLS	BF	H	R	ER	SO	BB	IBB	HBP	BLK	WP	HR	S	P	ERA	WHIP

TOP

Montreal Expos @ Los Angeles Dodgers

Dodger Stadium, Los Angeles, CA

Sat Aug 20 1988, 7:05 PM PDT

Att. 46,743 - Unknown - 70 F

livebaseballscorecards.com

AB	35
R	3
H	8
RBI	3
BB	3
SO	9
LOB	16

1B: 6	SF: 0	WP: 0	PA: 38
2B: 2	SAC: 0	PB: 0	
3B: 0	DP: 1	SB: 1	
HR: 0	HBP: 0	CS: 0	

Batter	1	2	3	4	5	6	7	8	9	AB	R	H	RBI	BB	SO	LOB
Steve Sax, R (1, 4) OBP: 0.343, SLG: 0.367	C B B B C F X 3-2 4-3 ①			B F C X 1-2 4-3 ①			X 0-0 F2 ①		C B X 1-1 1-3 ①	4	0	0	0	0	0	0
Mike Scioscia, L (1, 2) OBP: 0.341, SLG: 0.337 Mickey Hatcher, R (9, PH) OBP: 0.361, SLG: 0.404 Dave Anderson, R (9, PR) OBP: 0.337, SLG: 0.321	B C B B C F X 3-2 4-3 ②			B C B X 2-1 G6-4-3 1B			C X 0-1 6-3 ②		B B X 2-0 1B 2B	3 1 0	0 0 1	1 1 0	0 0 0	0 0 0	0 0 0	0 0 0
Kirk Gibson, L (1, 7) OBP: 0.388, SLG: 0.528	B B B B C F X 3-2 4-3 ③			F C B F X 1-2 G6-4-3 ② ③ 1-2f			C S F B X 1-2 2B 2B		F S X 0-2 S WP 1B 2-H	4	2	2	1	0	0	1
Mike Marshall, R (1, 9) OBP: 0.315, SLG: 0.447		B X 1-0 6-3 ①			X 0-0 F3 ①		X 0-0 2-H 2B		B S X 1-1 F3 ②	4	0	1	1	0	0	2
John Shelby, S (1, 8) OBP: 0.333, SLG: 0.401		X 0-0 F7 ②			F S B X 1-2 F6 ②		B F S F B C 2-3 K ③		1 SAFE S B S B 2-2 WP 1-H	4	0	0	0	0	1	2
Franklin Stubbs, L (1, 3) OBP: 0.269, SLG: 0.340	C S F B C 1-3 K ③				S F B B B F S 3-3 K ③			C X 0-1 4-3 ①		3	0	0	0	0	2	0
Tracy Woodson, R (1, 5) OBP: 0.269, SLG: 0.330			F X 0-1 6-3 ①			S B F X 1-2 F8 ①		B F X 1-1 HR		3	1	1	1	0	0	0
Alfredo Griffin, S (1, 6) OBP: 0.226, SLG: 0.224			B X 1-0 4-3 ②			B B B C B 4-1 G4-6-3 BB		S X 0-1 B1-3 ②		2	0	0	0	1	0	0
Tim Belcher, R (1, 1) OBP: 0.075, SLG: 0.125 Tim Crews, R (6, 1) OBP: 0.200, SLG: 0.200 Mike Davis, L (6, PH) OBP: 0.268, SLG: 0.284 Brian Holton, R (7, 1) Danny Heep, L (8, PH) OBP: 0.372, SLG: 0.285 Jay Howell, R (9, 1)			C S C 0-3 K ③			B X 1-0 G4-6-3 ② ③ 1-2f		B F F B F F X 2-2 L7 ③		1 0 1 0 1 0	0 0 0 0 0 0	0 0 0 0 0 0	0 0 0 0 0 0	1 0 0 0 0 0	0 0 1 0 0 0	0 0 1 0 0 0
Inning Stats	R: 0 E: 0 K: 0 S: 11 H: 0 LOB: 0 BB: 0 P: 20	R: 0 E: 0 K: 1 S: 6 H: 0 LOB: 0 BB: 0 P: 8	R: 0 E: 0 K: 1 S: 6 H: 0 LOB: 0 BB: 0 P: 7	R: 0 E: 0 K: 0 S: 9 H: 1 LOB: 0 BB: 0 P: 13	R: 0 E: 0 K: 1 S: 8 H: 0 LOB: 0 BB: 0 P: 12	R: 0 E: 0 K: 0 S: 5 H: 0 LOB: 0 BB: 1 P: 11	R: 1 E: 0 K: 1 S: 12 H: 2 LOB: 1 BB: 0 P: 15	R: 1 E: 0 K: 0 S: 11 H: 1 LOB: 0 BB: 0 P: 14	R: 2 E: 0 K: 0 S: 10 H: 2 LOB: 1 BB: 0 P: 16	1B: 2 2B: 3 3B: 0 HR: 1	SF: 0 SAC: 0 DP: 2 HBP: 0			WP: 2 PB: 0 SB: 1 CS: 0	PA: 32		

PITCHER		IP	WLS	BF	H	R	ER	SO	BB	IBB	HBP	BLK	WP	HR	S	P	ERA	WHIP
John Dopson, R ERA: 2.93	(1, 1)	7.0		23	3	1	1	4	1	0	0	0	0	0	57	86	1.29	0.571
Andy McGaffigan, R ERA: 3.44	(8, 1)	1.0		4	1	1	1	0	0	0	0	0	0	1	11	14	9.00	1.000
Joe Hesketh, L ERA: 3.23	(9, 1)	0.2	L	5	2	2	2	0	0	0	0	0	1	0	10	16	27.00	3.000

PITCHER	IP	WLS	BF	H	R	ER	SO	BB	IBB	HBP	BLK	WP	HR	S	P	ERA	WHIP

BOTTOM

Montreal Expos @ Los Angeles Dodgers

Dodger Stadium, Los Angeles, CA

Sat Aug 20 1988, 7:05 PM PDT

Att. 46,743 - Unknown - 70 F

livebaseballscorecards.com

AB	31
R	4
H	6
RBI	3
BB	1
SO	4
LOB	6

Batter	1	2	3	4	5	6	7	8	9	AB	R	H	RBI	BB	SO	LOB
Dave Martinez, L (1, 8) OBP: 0.303, SLG: 0.315	K		3-1			CS 1B			G4-6-3 1B	4	0	2	0	0	1	0
Tim Raines, S (1, 7) OBP: 0.355, SLG: 0.423	PB 1B			K		K 1-2			G4-6-3 1-2f	4	0	1	0	0	2	2
Andres Galarraga, R (1, 3) OBP: 0.354, SLG: 0.552	K 1-2			2B			F9		F9	4	0	1	0	0	1	1
Hubie Brooks, R (1, 9) OBP: 0.319, SLG: 0.448	K			1-6-3			6-3			3	0	0	0	0	1	2
Tim Wallach, R (1, 5) OBP: 0.305, SLG: 0.409		F3		K			K2-3			3	0	0	0	0	2	1
Tom Foley, L (1, 4) OBP: 0.316, SLG: 0.375		F7			4-3			K		3	0	0	0	0	1	0
Mike Fitzgerald, R (1, 2) OBP: 0.348, SLG: 0.406		K			K			FC5-4 1B		3	0	1	0	0	2	0
Luis Rivera, R (1, 6) OBP: 0.271, SLG: 0.327			CS 1B		3-1			F7		3	0	1	0	0	0	1
Neal Heaton, L (1, 1) OBP: 0.143, SLG: 0.143			K 1-2			K		FC5-4 1-2f		1	0	0	0	0	1	1
Otis Nixon, S (6, PH) OBP: 0.280, SLG: 0.277										1	0	0	0	0	1	0
Jeff Parrett, R (6, 1)										0	0	0	0	0	0	0
Wallace Johnson, S (8, PH) OBP: 0.379, SLG: 0.379										1	0	0	0	0	0	1
Brian Holman, R (8, 1) OBP: 0.167, SLG: 0.167										0	0	0	0	0	0	0
Inning Stats	R: 0 E: 0 K: 3 S: 10 H: 1 LOB: 1 BB: 0 P: 10	R: 0 E: 0 K: 1 S: 5 H: 0 LOB: 0 BB: 0 P: 5	R: 0 E: 0 K: 1 S: 5 H: 1 LOB: 0 BB: 0 P: 5	R: 0 E: 0 K: 2 S: 8 H: 1 LOB: 1 BB: 0 P: 8	R: 0 E: 0 K: 1 S: 5 H: 0 LOB: 0 BB: 0 P: 5	R: 0 E: 0 K: 2 S: 7 H: 1 LOB: 1 BB: 0 P: 7	R: 0 E: 0 K: 1 S: 5 H: 0 LOB: 0 BB: 0 P: 5	R: 0 E: 0 K: 1 S: 6 H: 1 LOB: 1 BB: 0 P: 6	R: 0 E: 0 K: 0 S: 3 H: 1 LOB: 0 BB: 0 P: 3	1B: 5 2B: 3 3B: 0 HR: 0 SF: 0 SAC: 0 DP: 3 HBP: 0						

PITCHER		IP	WLS	BF	H	R	ER	SO	BB	IBB	HBP	BLK	WP	HR	S	P	ERA	WHIP
Tim Leary, R ERA: 2.41	(1, 1)	9.0	W	30	6	0	0	12	0	0	0	0	0	0	54	54	0.00	0.667

PITCHER	IP	WLS	BF	H	R	ER	SO	BB	IBB	HBP	BLK	WP	HR	S	P	ERA	WHIP

TOP

Montreal Expos @ Los Angeles Dodgers

Dodger Stadium, Los Angeles, CA

Sun Aug 21 1988, 3:33 AM PDT

Att. 39,505 - Unknown

livebaseballscorecards.com

AB	30
R	0
H	6
RBI	0
BB	0
SO	12
LOB	9

WP: 0 PB: 1 SB: 0 CS: 2 PA: 30

Batter	1	2	3	4	5	6	7	8	9	AB	R	H	RBI	BB	SO	LOB
Steve Sax, R (1, 4) OBP: 0.344, SLG: 0.370	6-3		S 5-3 1B		E7 PB 1-H 2B		F6			4	1	2	1	0	0	0
Mickey Hatcher, R (1, 3) OBP: 0.361, SLG: 0.402	F8		5-3 1-2		1B 3-H			G6-3 1B		3	0	1	0	0	0	1
Franklin Stubbs, L (8, 3) OBP: 0.273, SLG: 0.344										1	0	1	0	0	0	0
Kirk Gibson, L (1, 7) OBP: 0.389, SLG: 0.527	BBBB 1B BB		F8 2-3			S 5-3 SF8 1B		G6-3 1-2f		3	1	1	0	1	0	2
Mike Marshall, R (1, 9) OBP: 0.314, SLG: 0.445	1-2 1B			5-3		5-3 1-2		4-3		4	0	1	0	0	0	1
John Shelby, S (1, 8) OBP: 0.331, SLG: 0.398	SSS K			SSS K		SF8 2-H				2	0	0	1	0	2	2
Tracy Woodson, R (1, 5) OBP: 0.261, SLG: 0.321		6-3		SSS K		6-3				3	0	0	0	0	1	0
Mike Scioscia, L (1, 2) OBP: 0.341, SLG: 0.335		BBBB G4-3-6 BB			F1		F4			2	0	0	0	1	0	0
Dave Anderson, R (1, 6) OBP: 0.337, SLG: 0.333		G4-3-6 1-2f			F7		HR			3	1	1	1	0	0	1
Tim Leary, R (1, 1) OBP: 0.321, SLG: 0.352			F7		E 1B		6-3			3	1	1	0	0	0	0
Inning Stats	R: 0 E: 0 K: 1 S: 6 H: 1 LOB: 2 BB: 1 P: 10	R: 0 E: 0 K: 0 S: 2 H: 0 LOB: 0 BB: 1 P: 6	R: 0 E: 0 K: 0 S: 4 H: 1 LOB: 1 BB: 0 P: 4	R: 0 E: 0 K: 2 S: 7 H: 0 LOB: 0 BB: 0 P: 7	R: 2 E: 1 K: 0 S: 5 H: 3 LOB: 1 BB: 0 P: 5	R: 1 E: 0 K: 0 S: 4 H: 1 LOB: 0 BB: 0 P: 4	R: 1 E: 0 K: 0 S: 4 H: 1 LOB: 0 BB: 0 P: 4	R: 0 E: 0 K: 0 S: 3 H: 1 LOB: 0 BB: 0 P: 3		1B: 6 2B: 1 3B: 0 HR: 1	SF: 1 SAC: 0 DP: 2 HBP: 0					

PITCHER		IP	WLS	BF	H	R	ER	SO	BB	IBB	HBP	BLK	WP	HR	S	P	ERA	WHIP
Neal Heaton, L ERA: 4.84	(1, 1)	5.0	L	20	5	2	2	3	2	0	0	0	0	0	24	32	3.60	1.400
Jeff Parrett, R ERA: 2.44	(6, 1)	2.0		8	2	2	2	0	0	0	0	0	0	1	8	8	9.00	1.000
Brian Holman, R ERA: 3.12	(8, 1)	1.0		3	1	0	0	0	0	0	0	0	0	0	3	3	0.00	1.000

PITCHER	IP	WLS	BF	H	R	ER	SO	BB	IBB	HBP	BLK	WP	HR	S	P	ERA	WHIP

BOTTOM

Montreal Expos @ Los Angeles Dodgers

Dodger Stadium, Los Angeles, CA

Sun Aug 21 1988, 3:33 AM PDT

Att. 39,505 - Unknown

livebaseballscorecards.com

AB	28
R	4
H	8
RBI	3
BB	2
SO	3
LOB	7

1B: 6 2B: 1 3B: 0 HR: 1 SF: 1 SAC: 0 DP: 2 HBP: 0

WP: 0 PB: 1 SB: 2 CS: 0 PA: 31

Batter	1	2	3	4	5	6	7	8	9	AB	R	H	RBI	BB	SO	LOB
Dave Martinez, L (1, 8) OBP: 0.302, SLG: 0.314	F B X 1-1 6-3 ①			X 0-0 3B 1B ①	C C X 0-2 F5 ③			F C F B F B S 2-3 K ②		4	1	1	0	0	1	0
Tim Raines, S (1, 7) OBP: 0.356, SLG: 0.431	C B F F F B X 2-2 F7 ②			1 SAFE 1 SAFE C 1 SAFE F X 0-2 1-H SF8 3B		X 0-0 2B		B F B B X 3-1 6-3 ③		4	1	2	1	0	0	0
Andres Galarraga, R (1, 3) OBP: 0.351, SLG: 0.548	B X 1-0 4-3 ③			B S B F X 2-2 SF8 3-H ①		F B F S 1-3 K ①			X 0-0 F9 ①	3	0	0	1	0	1	1
Hubie Brooks, R (1, 9) OBP: 0.318, SLG: 0.447		C F C 0-3 K ①		X 0-0 1B 1B		C B X 1-1 F9 ②			C F B C 1-3 K ②	4	0	1	0	0	2	1
Tim Wallach, R (1, 5) OBP: 0.305, SLG: 0.408		C S F F F S 0-3 K ②		S B X 1-1 1-2 1B		C F S 0-3 K ③			X 0-0 F8 ③	4	0	1	0	0	2	1
Tom Foley, L (1, 4) OBP: 0.313, SLG: 0.371		B C X 1-1 4-3 ③		X 0-0 F7 ②			C B X 1-1 P6 ①			3	0	0	0	0	0	2
Nelson Santovenia, R (1, 2) OBP: 0.299, SLG: 0.402			B X 1-0 F5 ①	B S F X 1-2 4-3 ③			F B S B F X 2-2 F2 ②			3	0	0	0	0	0	2
Luis Rivera, R (1, 6) OBP: 0.268, SLG: 0.324			X 0-0 L4 ②		X 0-0 B5-3 ①		C B F S 1-3 K ③			3	0	0	0	0	1	0
Bryn Smith, R (1, 1) OBP: 0.159, SLG: 0.163 Otis Nixon, S (8, PH) OBP: 0.279, SLG: 0.276 Joe Hesketh, R (8, 1)			X 0-0 5-3 ③		C C B F X 1-2 F7 ②			C C B C 1-3 K ①		2 1 0	0 0 0	0 0 0	0 0 0	0 0 0	0 1 0	0 0 0
Inning Stats	R: 0 E: 0 K: 0 S: 8 H: 0 LOB: 0 BB: 0 P: 12	R: 0 E: 0 K: 2 S: 11 H: 0 LOB: 0 BB: 0 P: 12	R: 0 E: 0 K: 0 S: 3 H: 0 LOB: 0 BB: 0 P: 4	R: 2 E: 0 K: 0 S: 14 H: 4 LOB: 2 BB: 0 P: 18	R: 0 E: 0 K: 0 S: 8 H: 0 LOB: 0 BB: 0 P: 9	R: 0 E: 0 K: 2 S: 9 H: 1 LOB: 1 BB: 0 P: 11	R: 0 E: 0 K: 1 S: 9 H: 0 LOB: 0 BB: 0 P: 13	R: 0 E: 0 K: 2 S: 10 H: 0 LOB: 0 BB: 0 P: 16	R: 0 E: 0 K: 1 S: 5 H: 0 LOB: 0 BB: 0 P: 6	1B: 3 2B: 1 3B: 1 HR: 0	SF: 1 SAC: 0 DP: 0 HBP: 0					

TOP

Montreal Expos @ San Francisco Giants

Candlestick Park, San Francisco, CA

Mon Aug 22 1988, 10:05 PM EDT

Att. 15,092 - Unknown - 62 F

livebaseballscorecards.com

AB	31
R	2
H	5
RBI	2
BB	0
SO	8
LOB	7

WP: 0 PB: 0 SB: 0 CS: 0 PA: 32

PITCHER	IP	WLS	BF	H	R	ER	SO	BB	IBB	HBP	BLK	WP	HR	S	P	ERA	WHIP
Rick Reuschel, R (1, 1) ERA: 3.12	9.0	W	32	5	2	2	8	0	0	0	0	0	0	77	101	2.00	0.556

PITCHER	IP	WLS	BF	H	R	ER	SO	BB	IBB	HBP	BLK	WP	HR	S	P	ERA	WHIP

Batter	1	2	3	4	5	6	7	8	9	AB	R	H	RBI	BB	SO	LOB
Brett Butler, L (1, 8) OBP: 0.392, SLG: 0.384	C H 1-1 CS HBP		C S B B X 2-2 E4 L6-4			B B B C X 3-1 1B 1B	B M B X 2-1 ③ 1-3			3	0	1	0	0	0	0
Robby Thompson, R (1, 4) OBP: 0.339, SLG: 0.408	1 SAFE B S S 1 SAFE B 1 F S SAFE 2-3 ① ② K 1-2		B F X 1-1 ② ③ L6-4 2-3			B F 1 SAFE B F F B 1 SAFE F 3-2 F 1 SAFE X L7 ①		B B X 2-0 F8 ①		4	0	0	0	0	1	3
Will Clark, L (1, 3) OBP: 0.390, SLG: 0.528	S S F X 0-2 1B 1B			C B B F B X 3-2 ① P4		F X 0-1 G6-4-3 1-2 1B		S X 0-1 ② F7		4	0	2	0	0	0	0
Kevin Mitchell, R (1, 7) OBP: 0.326, SLG: 0.473 Donell Nixon, R (9, 7) OBP: 0.438, SLG: 0.431	B F 1 SAFE C B F X 2-2 1-2 1B			B C B X 2-1 ② 6-3		C X 0-1 ② ③ G6-4-3 1-2f		F B X 1-1 ③ 5-3		4 0	0 0	1 0	0 0	0 0	0 0	2 0
Mike Aldrete, L (1, 9) OBP: 0.360, SLG: 0.357	C X 0-1 ③ L6			C F X 0-2 ③ 5-3			X 0-0 1B HR 1B			3	1	1	0	0	0	2
Matt Williams, R (1, 5) OBP: 0.329, SLG: 0.589		X 0-0 ① 4-3			X 0-0 WP 1B		X 0-0 1-2 HR 1B			3	1	2	0	0	0	0
Bob Melvin, R (1, 2) OBP: 0.273, SLG: 0.400		F C B B X 2-2 ② 3-1			C B 1 SAFE S X 1-2 ① 5-3 1-2		L C B L 1-3 ① K			3	0	0	0	0	1	3
Jose Uribe, S (1, 6) OBP: 0.292, SLG: 0.318 Ernest Riles, L (7, PH) OBP: 0.296, SLG: 0.363 (8, 6)		S B S B S 2-3 ③ K			F C F B S 1-3 ② K		F X 0-1 1-H 2-H HR			2 1	0 1	0 1	0 3	0 0	2 0	1 0
Rick Reuschel, R (1, 1) OBP: 0.113, SLG: 0.115			C B C C 1-3 ① K		C F X 0-2 ③ 6-3		X 0-0 ② 6-3			3	0	0	0	0	1	1
Inning Stats	R: 0 E: 0 K: 1 S: 14 H: 2 LOB: 2 BB: 0 P: 19	R: 0 E: 0 K: 1 S: 7 H: 0 LOB: 0 BB: 0 P: 11	R: 0 E: 1 K: 1 S: 8 H: 0 LOB: 0 BB: 0 P: 12	R: 0 E: 0 K: 0 S: 8 H: 0 LOB: 0 BB: 0 P: 13	R: 0 E: 0 K: 1 S: 11 H: 1 LOB: 1 BB: 0 P: 13	R: 0 E: 0 K: 0 S: 12 H: 2 LOB: 1 BB: 0 P: 18	R: 3 E: 0 K: 1 S: 10 H: 3 LOB: 0 BB: 0 P: 13	R: 0 E: 0 K: 0 S: 5 H: 0 LOB: 0 BB: 0 P: 8		1B: 7 2B: 2 3B: 0 HR: 1 SF: 0 SAC: 0 DP: 3 HBP: 1						

PITCHER		IP	WLS	BF	H	R	ER	SO	BB	IBB	HBP	BLK	WP	HR	S	P	ERA	WHIP
Bryn Smith, R ERA: 3.27	(1, 1)	7.0	L	28	8	3	3	5	0	0	1	0	1	1	70	99	3.86	1.143
Joe Hesketh, L ERA: 3.17	(8, 1)	1.0		3	0	0	0	0	0	0	0	0	0	0	5	8	0.00	0.000

PITCHER	IP	WLS	BF	H	R	ER	SO	BB	IBB	HBP	BLK	WP	HR	S	P	ERA	WHIP

BOTTOM

Montreal Expos @ San Francisco Giants

Candlestick Park, San Francisco, CA

Mon Aug 22 1988, 10:05 PM EDT

Att. 15,092 - Unknown - 62 F

livebaseballscorecards.com

AB	30
R	3
H	8
RBI	3
BB	0
SO	5
LOB	12

WP: 1 PA: 31
PB: 0
SB: 0
CS: 1

Batter	1	2	3	4	5	6	7	8	9	10	11	12	13	AB	R	H	RBI	BB	SO	LOB
Otis Nixon, S (1, 8) OBP: 0.278, SLG: 0.275 Hubie Brooks, R (13, PH) OBP: 0.319, SLG: 0.448 Joe Hesketh, R (13, 1)	F9		SH4-3 2-3 3-H		G3-1			CS 1B			K		1-2 3-H 1B	4 1 0	0 1 0	1 1 0	1 1 0	0 0 0	1 0 0	2 0 0
Dave Martinez, L (1, 9) OBP: 0.302, SLG: 0.314 Tracy Jones, R (8, PH) OBP: 0.325, SLG: 0.307 (8, 9) (13, 8)	L8		F6			5-3 S 1B		1 SAFE 1 SAFE 1 SAFE 1 SAFE 5-3 1-2			F3		6-3	3 3	0 0	1 0	0 0	0 0	0 3	1 3
Tim Raines, S (1, 7) OBP: 0.355, SLG: 0.428	G3	K				1 SAFE 1 SAFE 1 SAFE 1 SAFE 1-3 1-2			F7			F9 S 1B		5	0	1	0	0	1	1
Andres Galarraga, R (1, 3) OBP: 0.348, SLG: 0.543		6-3		4-3		5-3 2-3			5-3			1 SAFE F9 1-3		5	0	0	0	0	0	2
Tim Wallach, R (1, 5) OBP: 0.302, SLG: 0.403		K		F8		L5			K			L6		5	0	0	0	0	2	2
Tom Foley, L (1, 4) OBP: 0.311, SLG: 0.368		F8			SH1-4 1B		F2			F5		F8		5	0	1	0	0	0	1
Nelson Santovenia, R (1, 2) OBP: 0.305, SLG: 0.404 Rex Hudler, R (13, PR) OBP: 0.322, SLG: 0.464 (13, 9)			SH2-4 SH4-3 1B		1 SAFE 1-1 SH1-4 1-2 1B		G5-3 1B			K			S SH1-4 1B BB	4 0	1 1	2 0	0 0	1 0	1 0	0 0
Luis Rivera, R (1, 6) OBP: 0.271, SLG: 0.326			SH4-3 SH2-4 1-2 1B		L9		1B			6-3			SH1-4 1-2	4	0	2	0	0	0	2
Pascual Perez, R (1, 1) Wallace Johnson, S (8, PH) OBP: 0.373, SLG: 0.373 Tim Burke, R (8, 1) Graig Nettles, L (11, PH) OBP: 0.250, SLG: 0.250 Andy McGaffigan, R (11, 1) Mike Fitzgerald, R (13, PH) OBP: 0.345, SLG: 0.402 (13, 2)	SH2-4 1-2 2-3				SH1-4 1-2 2-3			P7			K		K 2-3	0 1 0 0 1 0 1	0 0 0 0 0 0 0	0 0 0 0 0 0 0	0 0 0 0 0 0 0	0 0 0 0 0 1 1	0 0 0 0 0 0 0	0 0 0 0 0 0 0
Inning Stats	R: 0 E: 0 K: 0 S: 5 H: 0 LOB: 0 BB: 0 P: 6	R: 0 E: 0 K: 1 S: 9 H: 0 LOB: 0 BB: 0 P: 12	R: 1 E: 0 K: 0 S: 12 H: 2 LOB: 1 BB: 0 P: 17	R: 0 E: 0 K: 1 S: 8 H: 0 LOB: 0 BB: 0 P: 12	R: 0 E: 0 K: 0 S: 8 H: 2 LOB: 2 BB: 0 P: 12	R: 0 E: 0 K: 0 S: 8 H: 1 LOB: 1 BB: 0 P: 14	R: 0 E: 0 K: 0 S: 6 H: 1 LOB: 1 BB: 0 P: 9	R: 0 E: 0 K: 0 S: 7 H: 1 LOB: 0 BB: 0 P: 7	R: 0 E: 0 K: 1 S: 7 H: 0 LOB: 0 BB: 0 P: 9	R: 0 E: 0 K: 1 S: 7 H: 0 LOB: 0 BB: 0 P: 8	R: 0 E: 0 K: 2 S: 10 H: 0 LOB: 0 BB: 0 P: 16	R: 0 E: 0 K: 0 S: 11 H: 1 LOB: 1 BB: 0 P: 15	R: 1 E: 0 K: 1 S: 11 H: 1 LOB: 2 BB: 1 P: 18	1B: 9 2B: 0 3B: 0 HR: 0 SF: 0 SAC: 4 DP: 0 HBP: 0	WP: 0 PB: 0 SB: 3 CS: 1 PA: 47					

PITCHER		IP	WLS	BF	H	R	ER	SO	BB	IBB	HBP	BLK	WP	HR	S	P	ERA	WHIP
Mike Krukow, R ERA: 3.49	(1, 1)	6.0		23	5	1	1	2	0	0	0	0	0	0	50	73	1.50	0.833
Lary Sorensen, R ERA:	(7, 1)	1.1		5	2	0	0	0	0	0	0	0	0	0	9	12	0.00	1.500
Craig Lefferts, L ERA: 3.27	(8, 1)	0.2		1	0	0	0	0	0	0	0	0	0	0	4	4	0.00	0.000
Scott Garrelts, R ERA: 4.12	(9, 1)	5.0	L	18	2	1	1	5	1	0	0	0	0	0	46	66	1.80	0.600

PITCHER	IP	WLS	BF	H	R	ER	SO	BB	IBB	HBP	BLK	WP	HR	S	P	ERA	WHIP

TOP

Montreal Expos @ San Francisco Giants

Candlestick Park, San Francisco, CA

Tue Aug 23 1988, 10:05 PM EDT

Att. 16,191 - Unknown

livebaseballscorecards.com

AB	42
R	2
H	9
RBI	2
BB	1
SO	7
LOB	15

Montreal Expos @ San Francisco Giants

Candlestick Park, San Francisco, CA

Tue Aug 23 1988, 10:05 PM EDT

Att. 16,191 - Unknown

livebaseballscorecards.com

BOTTOM

Batter	1	2	3	4	5	6	7	8	9	10	11	12	13	AB	R	H	RBI	BB	SO	LOB
Brett Butler, L (1, 8) OBP: 0.388, SLG: 0.379	2-2 G3			3-2 G6		0-0 FC1-6 S 1-2f 2-3		2-2 F7			0-0 P7		1 SAFE 1 SAFE 1 SAFE 0-2 G5-4-3 1-2f	6	0	0	0	0	0	3
Ernest Riles, L (1, 4) OBP: 0.294, SLG: 0.360	1-2 G4-6-3 1B			0-0 L5		1-2 G3-1 1-2			1-1 F7 4-1 1B BB		3-2 F8			5	0	1	0	0	0	2
Will Clark, L (1, 3) OBP: 0.391, SLG: 0.533	1 SAFE 0-0 G4-6-3 1-2f			2-3 K			1-1 HR		0-1 G4-6-3 1B 1-2		4-0 BB 1 SAFE 1 SAFE 0-0 5-3			3	1	1	1	2	1	1
Kevin Mitchell, R (1, 7) OBP: 0.329, SLG: 0.474		3-3 K			1-0 G6-4-3 1B		4-1 G1-4-3 SH1-4 BB					1-0 L7		4	0	2	0	1	1	1
Candy Maldonado, R (1, 9) OBP: 0.318, SLG: 0.377		2-3 K			2-1 L7		0-0 SH1-4 1-2		0-0 G4-6-3 1-2f			1-2 F7		4	0	0	0	0	1	3
Matt Williams, R (1, 5) OBP: 0.310, SLG: 0.551		3-2 G5-3			1-0 G6-4-3 1-2f		0-0 G1-4-3 2-3			0-1 4-3				5	0	0	0	0	0	2
Bob Brenly, R (1, 2) OBP: 0.259, SLG: 0.295 Donell Nixon, R (6, PR) OBP: 0.438, SLG: 0.431 Bob Melvin, R (7, 2) OBP: 0.275, SLG: 0.401 Kirt Manwaring, R (10, PR) OBP: 0.286, SLG: 0.327 (11, 2)	0-0 G5-3			4-2 FC1-6 SH2-4 BB	1-2 G5-3			0-1 FC4-6 1B			0-0 4-3			1 0 2 1	0 0 0 0	0 0 1 0	0 0 0 0	1 0 0 0	0 0 0 0	0 0 1 0
Jose Uribe, S (1, 6) OBP: 0.292, SLG: 0.317	0-2 0-3 1B			2-0 SH2-4 1-2			1-2 F4			0-0 FC4-6 E S 1-2f			1-0 F9	4	0	1	0	0	0	1
Mike Krukow, R (1, 1) OBP: 0.098, SLG: 0.175 Mike Aldrete, L (6, PH) OBP: 0.302, SLG: 0.357 Lary Sorensen, R (7, 1) Craig Lefferts, L (8, 1) Robby Thompson, R (8, PH) OBP: 0.339, SLG: 0.407 Scott Garrelts, R (9, 1) OBP: 0.111, SLG: 0.111 Joel Youngblood, R (13, PH) OBP: 0.309, SLG: 0.323	0-0 9-3 1-2f			4-0 FC1-6 BB			0-3 K			2-2 4-3 1-3			1-0 G5-4-3 1B	1 0 0 0 1 1 1	0 0 0 0 0 0 0	0 0 0 0 0 0 1	0 0 0 0 0 0 0	0 1 0 0 1 0 1	0 0 0 0 0 0 0	1 0 0 0 0 1 0
Inning Stats	R: 0 E: 0 K: 0 S: 8 H: 1 LOB: 0 BB: 0 P: 11	R: 0 E: 0 K: 2 S: 9 H: 0 LOB: 0 BB: 0 P: 17	R: 0 E: 0 K: 0 S: 5 H: 1 LOB: 0 BB: 0 P: 5	R: 0 E: 0 K: 1 S: 10 H: 0 LOB: 0 BB: 0 P: 15	R: 0 E: 0 K: 0 S: 4 H: 1 LOB: 0 BB: 0 P: 8	R: 0 E: 0 K: 0 S: 8 H: 0 LOB: 3 BB: 2 P: 18	R: 1 E: 0 K: 0 S: 8 H: 1 LOB: 1 BB: 1 P: 14	R: 0 E: 0 K: 1 S: 12 H: 0 LOB: 0 BB: 0 P: 15	R: 0 E: 0 K: 0 S: 6 H: 1 LOB: 1 BB: 1 P: 11	R: 0 E: 0 K: 0 S: 9 H: 1 LOB: 2 BB: 0 P: 10	R: 0 E: 0 K: 0 S: 5 H: 0 LOB: 1 BB: 1 P: 12	R: 0 E: 0 K: 0 S: 5 H: 0 LOB: 0 BB: 0 P: 7	R: 0 E: 0 K: 0 S: 7 H: 1 LOB: 0 BB: 0 P: 9	1B: 6 2B: 1 3B: 0 HR: 1	SF: 0 SAC: 2 DP: 5 HBP: 0	WP: 0 PB: 0 SB: 2 CS: 0	PA: 46				

PITCHER		IP	WLS	BF	H	R	ER	SO	BB	IBB	HBP	BLK	WP	HR	S	P	ERA	WHIP
Pascual Perez, R ERA: 2.43	(1, 1)	7.0		25	4	1	1	3	3	0	0	0	0	1	52	88	1.29	1.000
Tim Burke, R ERA: 3.36	(8, 1)	3.0		11	2	0	0	1	1	0	0	0	0	0	27	36	0.00	1.000
Andy McGaffigan, R ERA: 3.34	(11, 1)	2.0	W	7	0	0	0	0	1	0	0	0	0	0	10	19	0.00	0.500
Joe Hesketh, L ERA: 3.11	(13, 1)	1.0	S	3	1	0	0	0	0	0	0	0	0	0	7	9	0.00	1.000

PITCHER	IP	WLS	BF	H	R	ER	SO	BB	IBB	HBP	BLK	WP	HR	S	P	ERA	WHIP

AB	39
R	1
H	7
RBI	1
BB	5
SO	4
LOB	16

Montreal Expos @ San Francisco Giants

Candlestick Park, San Francisco, CA

Wed Aug 24 1988, 6:33 AM EDT

Att. 19,533 - Sunny

TOP

livebaseballscorecards.com

Batter	1	2	3	4	5	6	7	8	9	AB	R	H	RBI	BB	SO	LOB
Dave Martinez, L (1, 8) (7, 9) OBP: 0.304, SLG: 0.315	B F F B B F X 3-2 G4-3 ①		B F L X 1-2 WP HR 1B	C B F S 1-3 K ③			C B S B X 2-2 1B E 1B 1B ①	C B B F S 2-3 K ②		5	2	2	0	0	2	1
Tim Raines, S (1, 7) OBP: 0.355, SLG: 0.436	B S F B X 2-2 F6 ②		1 SAFE P B X 2-0 1-H HR	M F S 0-3 K ①			C S B 1 SAFE F X 1-2 E 1B 1-2 1B 1B	C B X 1-1 S 1B		2	1	1	2	0	0	0
Tracy Jones, R (5, PH) (5, 7) OBP: 0.331, SLG: 0.315										3	1	2	0	0	1	0
Andres Galarraga, R (1, 3) OBP: 0.352, SLG: 0.544	C B B B F B 4-2 BB BB		B S F B B X 2-2 G6-4-3 1B		B B X 2-0 WP 1B		C B F X 1-2 E 1B 1-2 2-3 1B	1 SAFE P P F 1 SAFE F B F B X 3-2 F8 ③ 1-2		4	1	3	0	1	0	1
Hubie Brooks, R (1, 9) OBP: 0.319, SLG: 0.445	1 SAFE B B B B B 4-0 1-2 BB		B F 1 SAFE F X 1-2 ① ② G6-4-3 1-2f		B 1 SAFE F S F S 1-3 ② K 1-2		B X 1-0 E5 G3-6-3 1B 1-2 2-3 3-H SF9		B F C X 1-2 S BB 1B	3	0	0	0	1	1	4
Otis Nixon, S (7, PR) (7, 8) OBP: 0.282, SLG: 0.279										1	1	1	0	0	0	0
Graig Nettles, L (1, 5) OBP: 0.244, SLG: 0.243	X 0-0 G3 ③		S B B B X 3-1 P6 ③		X 0-0 1B		B X 1-0 SF9 G3-6-3 1-2 2-H 3-H 1B		X 0-0 L7 ①	2	0	0	0	0	0	2
Tim Wallach, R (5, PH) (5, 5) OBP: 0.304, SLG: 0.405										3	0	2	2	0	0	1
Tom Foley, L (1, 4) OBP: 0.313, SLG: 0.379		F F B F X 1-2 ① P6		X 0-0 HR	F S S 0-3 ③ K		X 0-0 ① G3-6-3 1-2 2-3		P P 1 SAFE 1 SAFE B C 1 SAFE B 4-1 S 1-2 BB	2	1	1	1	0	0	0
Luis Rivera, R (5, PH) (5, 6) OBP: 0.272, SLG: 0.324										2	0	0	0	1	1	4
Nelson Santovenia, R (1, 2) OBP: 0.299, SLG: 0.396		C B B X 2-1 ② G6-3		F B F S 1-3 ① K		B F F B X 2-2 ① F9	C F X 0-2 ② SF9 2-3 3-H		S S F S 0-3 ② K 1-2 2-3	4	0	0	1	0	2	2
Rex Hudler, R (1, 6) (5, 4) OBP: 0.331, SLG: 0.465		B B X 2-0 1B	X 0-0 ② B1-3				B F X 1-1 CS 1B B X 1-0 ③ G5-3		B I I I 4-0 IBB	4	0	2	0	1	0	2
Dennis Martinez, R (1, 1) OBP: 0.222, SLG: 0.229		F F C 0-3 ③ K	B X 1-0 1B				1 SAFE 1 SAFE C C P S 1-3 ② ③ K 1-2	X 0-0 ① G1-3	B C X 1-1 B5-3 ③	4	0	1	0	0	2	2
Joe Hesketh, R (8, 1)										1	0	0	0	0	0	3

	AB	40
	R	7
	H	15
	RBI	6
	BB	4
	SO	9
	LOB	22

Inning Stats										
	R: 0 E: 0 K: 0 S: 11	H: 0 LOB: 2 BB: 2 P: 24	R: 0 E: 0 K: 1 S: 10	H: 1 LOB: 1 BB: 0 P: 15	R: 2 E: 0 K: 0 S: 13	H: 3 LOB: 0 BB: 0 P: 21	R: 1 E: 0 K: 2 S: 9	H: 2 LOB: 1 BB: 0 P: 12	R: 0 E: 0 K: 3 S: 12	H: 2 LOB: 2 BB: 0 P: 15
	R: 0 E: 0 K: 1 S: 9	H: 1 LOB: 0 BB: 0 P: 12	R: 4 E: 1 K: 0 S: 17	H: 4 LOB: 2 BB: 0 P: 24	R: 0 E: 0 K: 1 S: 11	H: 1 LOB: 1 BB: 0 P: 16	R: 0 E: 0 K: 1 S: 13	H: 1 LOB: 3 BB: 2 P: 21	1B: 13 2B: 0 3B: 0 HR: 2	SF: 1 SAC: 0 DP: 1 HBP: 0
	WP: 2 PB: 0 SB: 3 CS: 1	PA: 45								

PITCHER		IP	WLS	BF	H	R	ER	SO	BB	IBB	HBP	BLK	WP	HR	S	P	ERA	WHIP
Kelly Downs, R ERA: 3.32	(1, 1)	4.0		19	6	3	3	3	2	0	0	0	1	2	43	72	6.75	2.000
Roger Samuels, L ERA: 6.14	(5, 1)	2.0	L	10	5	2	2	4	0	0	0	0	1	0	28	37	9.00	2.500
Lary Sorensen, R ERA:	(7, 1)	2.0		10	3	2	0	1	0	0	0	0	0	0	21	30	0.00	1.500
Craig Lefferts, L ERA: 3.22	(9, 1)	1.0		6	1	0	0	1	1	1	0	0	0	0	13	21	0.00	2.000

PITCHER		IP	WLS	BF	H	R	ER	SO	BB	IBB	HBP	BLK	WP	HR	S	P	ERA	WHIP

BOTTOM

Batter	1	2	3	4	5	6	7	8	9	AB	R	H	RBI	BB	SO	LOB
Brett Butler, L (1, 8) OBP: 0.388, SLG: 0.384	C B B X 2-1 P5 ①	X 0-0 F8 ②		L C B F B X 2-2 1B 3B		B M F X 1-2 CS 1B 1B		B C X 1-1 G1-3 ③		5	1	2	0	0	0	1
Ernest Riles, L (1, 4) OBP: 0.301, SLG: 0.366 Craig Lefferts, L (9, 1) Joel Youngblood, R (9, PH) OBP: 0.336, SLG: 0.320	B C B C X 2-2 G5-3 ②	1 SAFE F B X 1-1 1-2 1B		S L B X 1-2 BLK 3-H 1B		1 SAFE 1 SAFE B B 1 SAFE 1 SAFE X 2-0 1-2 1B			C B S C 1-3 K ①	4 0 1	0 0 0	3 0 0	1 0 0	0 0 1	0 0 0	0 0 0
Will Clark, L (1, 3) OBP: 0.390, SLG: 0.529	B B B B 4-0 E BB 1B BB	S C B S 1-3 K ③		C B C 1 SAFE F S 1-3 K ①		2 SAFE F C B B S 3-3 K ② ③ 2-3			C C B B S 2-3 K ②	4	1	0	0	1	4	5
Kevin Mitchell, R (1, 7) OBP: 0.329, SLG: 0.471 Roger Samuels, L (5, 1) Lary Sorensen, R (7, 1) Chris Speier, R (7, 4) OBP: 0.348, SLG: 0.403	C B B B B B 4-1 E2 1B 1-3 1B BB		B F B S 2-3 K ①	1 SAFE F P P F F X 2-2 F7 ②			B F X 1-1 G1-6-3 1B		C X 0-1 2B	2 0 0 2	1 0 0 0	0 0 0 2	0 0 0 0	1 0 0 0	1 0 0 0	1 0 0 0
Mike Aldrete, L (1, 9) OBP: 0.360, SLG: 0.355 (5, 7)	C B S X 1-2 1B 1-2 3-H 1B		C X 0-1 G6-3 ②	C B B 1 SAFE X 2-1 L9 ③ 1-2			C B S C 1-3 K ①		B B B C C S 3-3 K ③	5	0	1	1	0	2	3
Matt Williams, R (1, 5) OBP: 0.307, SLG: 0.537	C X 0-1 1-3 2-H 1B	X 0-0 E9 1B			C X 0-1 G6-3 ①		X 0-0 G1-6-3 ② ③ 1-2f			4	1	1	1	0	0	1
Jose Uribe, S (1, 6) OBP: 0.291, SLG: 0.315	B X 1-0 P2 ③		B B S B B 4-1 1B BB		F F X 0-2 P4 ②			C B C F F X 1-2 G3 ①		3	0	0	0	1	0	2
Kirt Manwaring, R (1, 2) OBP: 0.283, SLG: 0.322		B B C X 2-1 E5 1B	C X 0-1 1-2 3-H 1B		X 0-0 F8 ③			B B C B C C 3-3 K ②		4	0	1	1	0	1	0
Kelly Downs, R (1, 1) OBP: 0.211, SLG: 0.241 Candy Maldonado, R (5, 9) OBP: 0.319, SLG: 0.385		L X 0-1 F7 ①	C X 0-1 G5-3 ③			S C F B B C 2-3 K ①		B F B B F X 3-2 HR		2 2	0 1	0 1	0 1	0 0	0 1	3 0
Inning Stats	R: 2 E: 1 K: 0 S: 12 H: 2 LOB: 2 BB: 2 P: 26	R: 0 E: 1 K: 1 S: 10 H: 1 LOB: 2 BB: 0 P: 14	R: 1 E: 1 K: 1 S: 11 H: 1 LOB: 2 BB: 1 P: 17	R: 1 E: 0 K: 1 S: 19 H: 2 LOB: 1 BB: 0 P: 25	R: 0 E: 0 K: 0 S: 6 H: 0 LOB: 0 BB: 0 P: 6	R: 0 E: 0 K: 2 S: 11 H: 2 LOB: 2 BB: 0 P: 19	R: 0 E: 0 K: 1 S: 6 H: 1 LOB: 0 BB: 0 P: 8	R: 1 E: 0 K: 1 S: 13 H: 1 LOB: 0 BB: 0 P: 21	R: 0 E: 0 K: 3 S: 11 H: 1 LOB: 1 BB: 0 P: 17	1B: 8 2B: 2 3B: 1 HR: 1	SF: 0 SAC: 0 DP: 2 HBP: 0	WP: 0 PB: 0 SB: 0 CS: 1	PA: 41				

PITCHER		IP	WLS	BF	H	R	ER	SO	BB	IBB	HBP	BLK	WP	HR	S	P	ERA	WHIP
Dennis Martinez, R ERA: 2.45	(1, 1)	7.2	W	36	10	5	4	7	3	0	0	1	0	1	86	133	4.70	1.696
Joe Hesketh, L ERA: 3.04	(8, 1)	1.1	S	5	1	0	0	3	0	0	0	0	0	0	13	20	0.00	0.750

PITCHER	IP	WLS	BF	H	R	ER	SO	BB	IBB	HBP	BLK	WP	HR	S	P	ERA	WHIP

Montreal Expos @ San Francisco Giants

Candlestick Park, San Francisco, CA

Wed Aug 24 1988, 6:33 AM EDT

Att. 19,533 - Sunny

livebaseballscorecards.com

AB	38
R	5
H	11
RBI	5
BB	3
SO	10
LOB	16

San Diego Padres @ Montreal Expos

Olympic Stadium, Montreal, QB

Fri Aug 26 1988, 7:05 PM EDT

Att. 21,391 - Dome

TOP

livebaseballscorecards.com

Batter	1	2	3	4	5	6	7	8	9	AB	R	H	RBI	BB	SO	LOB
John Kruk, L (1, 9) OBP: 0.382, SLG: 0.399	F B F X 1-2 6-3 ①	C C B F X 1-2 4-3 ③	B C S B B X 3-2 E8 BB 1-H 2-H 1B	B B B X 3-0 2-H 1B						4	0	2	2	0	0	0
Roberto Alomar, S (1, 4) OBP: 0.303, SLG: 0.359	X 0-0 4-3 ②	B B B C S X 3-2 4-3 ①	B C B B B 4-1 1-2 BB	B X 1-0 F7 ③						3	0	0	0	1	0	1
Tony Gwynn, L (1, 8) OBP: 0.381, SLG: 0.430	B X 1-0 F7 ③	X 0-0 4-3 ②	X 0-0 4-3 ③					X 0-0 3-1 ①		4	0	0	0	0	0	2
Carmelo Martinez, R (1, 7) OBP: 0.301, SLG: 0.430 Marvell Wynne, L (9, 7) OBP: 0.331, SLG: 0.449	X 0-0 HR	C B B B 4-1 FC4 BB	X 0-0 F7 ①			B F S B X 2-2 4-3 ②		3 1 1 1 1 0 0 0 0 0 0 0 0 0								
Keith Moreland, R (1, 3) OBP: 0.320, SLG: 0.345	B B B B 4-0 G5-4-3 BB	C X 1-1 FC4 ③ 1-2f	B C S C 1-3 K ②	C F B F X 1-2 F9 ③						3	0	0	0	1	1	1
Benito Santiago, R (1, 2) OBP: 0.289, SLG: 0.365	B F X 1-1 G5-4-3 ① ② 1-2f	B F C X 1-2 F9 ①	S B F B S 2-3 K ③	F B C B F B S 3-3 K ①						4	0	0	0	0	2	1
Chris Brown, R (1, 5) OBP: 0.304, SLG: 0.298	X 0-0 5-3 ③	L X 0-1 6-3 ②	X 0-0 SH1-4 1B 1B	F S B S 1-3 K ②						4	1	1	0	0	1	0
Dickie Thon, R (1, 6) OBP: 0.335, SLG: 0.307	C B F B S 2-3 K ①	B X 1-0 1B 1B 1B	F B 1 SAFE X 1-1 L8 ①	C B F B B S 3-3 K ③						4	1	1	0	0	2	1
Andy Hawkins, R (1, 1) OBP: 0.157, SLG: 0.140 Mark Davis, L (7, 1) OBP: 0.375, SLG: 0.714	X 0-0 6-3 ②	X 0-0 1B E 1B 1-2	X 0-0 SH1-4 ② 1-2							2 1 1 0 0 0 0 0 0 0 0 0 0 0						
Inning Stats	R: 0 E: 0 K: 0 S: 5 H: 0 LOB: 0 BB: 0 P: 7	R: 1 E: 0 K: 0 S: 4 H: 1 LOB: 0 BB: 1 P: 9	R: 0 E: 0 K: 1 S: 8 H: 0 LOB: 0 BB: 0 P: 11	R: 0 E: 0 K: 0 S: 7 H: 0 LOB: 1 BB: 1 P: 15	R: 2 E: 1 K: 0 S: 12 H: 3 LOB: 2 BB: 1 P: 21	R: 0 E: 0 K: 2 S: 7 H: 0 LOB: 0 BB: 0 P: 10	R: 1 E: 0 K: 0 S: 6 H: 2 LOB: 1 BB: 0 P: 11	R: 0 E: 0 K: 0 S: 8 H: 0 LOB: 0 BB: 0 P: 11	R: 0 E: 0 K: 3 S: 10 H: 0 LOB: 0 BB: 0 P: 17	1B: 5 2B: 0 3B: 0 HR: 1 SF: 0 SAC: 1 DP: 1 HBP: 0						

	AB	31
	R	4
	H	6
	RBI	3
	BB	3
	SO	6
	LOB	6

WP: 0 PB: 0 SB: 0 CS: 0 PA: 35

PITCHER		IP	WLS	BF	H	R	ER	SO	BB	IBB	HBP	BLK	WP	HR	S	P	ERA	WHIP
John Dopson, R ERA: 2.99	(1, 1)	6.2	L	28	6	4	3	3	3	0	0	0	0	1	48	82	4.05	1.350
Neal Heaton, L ERA: 4.82	(7, 1)	0.1		1	0	0	0	0	0	0	0	0	0	0	1	2	0.00	0.000
Jeff Parrett, R ERA: 2.38	(8, 1)	2.0		6	0	0	0	3	0	0	0	0	0	0	18	28	0.00	0.000

PITCHER	IP	WLS	BF	H	R	ER	SO	BB	IBB	HBP	BLK	WP	HR	S	P	ERA	WHIP

Batter	1	2	3	4	5	6	7	8	9	AB	R	H	RBI	BB	SO	LOB
Otis Nixon, S (1, 7) (8, 8) OBP: 0.286, SLG: 0.280	BBCBB 4-1 E 1B BB		B X 1-0 ① 4-3		X 0-0 ② L8		B X 1-0 1-2 1B			3	1	1	0	1	0	0
Dave Martinez, L (1, 8) OBP: 0.304, SLG: 0.319 Tracy Jones, R (7, PH) OBP: 0.329, SLG: 0.313 (8, 7)	1 SAFE 1 SAFE CCBFBX 2-2 ① F3 1-3		BFBX 2-2 FC3-6 2B		BCBX 2-1 ③ F6		BBBCSX 3-2 ③ L8			3 1	0 0	1 0	0 0	0 0	0 0	1 2
Andres Galarraga, R (1, 3) OBP: 0.355, SLG: 0.545	CSFX 0-2 E S 1B 3-H 1B		H 1-0 FC3-6 HBP			SBBFBX 3-2 1B SF8 1B		SCS 0-3 ① K		3	2	2	1	0	1	0
Hubie Brooks, R (1, 9) OBP: 0.318, SLG: 0.444	CFB1 SAFE BFS 2-3 ② K 1-3		BFFX 1-2 ② FC3-6 1-2f 2-3			CX 0-1 G3-6-3 1-3 1B		CX 0-1 ② L3		4	0	1	0	0	1	3
Tim Wallach, R (1, 5) OBP: 0.303, SLG: 0.405	CX 0-1 S 1B 3-H		BSB1 SAFEX 2-1 ③ L8			CX 0-1 ① SF8 3-H		BSCS 1-3 ③ K		3	0	1	2	0	1	2
Tom Foley, L (1, 4) OBP: 0.310, SLG: 0.375 Luis Rivera, R (9, PH) OBP: 0.271, SLG: 0.323	BBCBFFFX 3-2 ③ F5 1-2		X 0-0 ① F6		X 0-0 ②③ G3-6-3 1-2f				FBSFBFFC 2-3 ① K	3 1	0 0	0 0	0 0	0 0	0 1	2 0
Rex Hudler, R (1, 6) OBP: 0.323, SLG: 0.453		LBSFX 1-2 ① 4-3	CX 0-1 ② F8				FX 0-1 ① 6-3		BBX 2-0 ② 5-3	4	0	0	0	0	0	0
Nelson Santovenia, R (1, 2) OBP: 0.294, SLG: 0.389		X 0-0 ② L8	X 0-0 ③ F4				CFS 0-3 ② K		CCFFBFS 1-3 ③ K	4	0	0	0	0	2	0
John Dopson, L (1, 1) OBP: 0.075, SLG: 0.051 Neal Heaton, L (7, 1) OBP: 0.143, SLG: 0.143 Graig Nettles, L (7, PH) OBP: 0.253, SLG: 0.243 Pascual Perez, R (7, PR) Jeff Parrett, R (8, 1)		SFFS 0-3 ③ K			FSS 0-3 ① K		BBCBFB 4-2 1B BB			2 0 0 0 0	0 0 0 0 0	0 0 0 0 0	0 0 1 0 0	0 0 0 0 0	2 0 0 0 0	0 0 0 0 0
Inning Stats	R: 2 H: 2 E: 2 LOB: 1 K: 1 BB: 1 S: 20 P: 31	R: 0 H: 0 E: 0 LOB: 0 K: 1 BB: 0 S: 9 P: 10	R: 0 H: 1 E: 0 LOB: 2 K: 0 BB: 0 S: 9 P: 16	R: 0 H: 0 E: 0 LOB: 0 K: 0 BB: 0 S: 4 P: 4	R: 0 H: 0 E: 0 LOB: 0 K: 1 BB: 0 S: 6 P: 8	R: 1 H: 2 E: 0 LOB: 0 K: 0 BB: 0 S: 8 P: 11	R: 0 H: 1 E: 0 LOB: 2 K: 1 BB: 1 S: 11 P: 19	R: 0 H: 0 E: 0 LOB: 0 K: 2 BB: 0 S: 8 P: 9	R: 0 H: 0 E: 0 LOB: 0 K: 2 BB: 0 S: 13 P: 18	1B: 5 SF: 1 2B: 1 SAC: 0 3B: 0 DP: 1 HR: 0 HBP: 1				WP: 0 PA: 35 PB: 0 SB: 2 CS: 0		

PITCHER		IP	WLS	BF	H	R	ER	SO	BB	IBB	HBP	BLK	WP	HR	S	P	ERA	WHIP
Andy Hawkins, R ERA: 3.46	(1, 1)	6.2	W	28	6	3	3	4	2	0	1	0	0	0	64	93	4.05	1.200
Mark Davis, L ERA: 2.12	(7, 1)	2.1	S	7	0	0	0	4	0	0	0	0	0	0	24	33	0.00	0.000

PITCHER	IP	WLS	BF	H	R	ER	SO	BB	IBB	HBP	BLK	WP	HR	S	P	ERA	WHIP

BOTTOM

San Diego Padres @ Montreal Expos

Olympic Stadium, Montreal, QB

Fri Aug 26 1988, 7:05 PM EDT

Att. 21,391 - Dome

livebaseballscorecards.com

AB	31
R	3
H	6
RBI	3
BB	2
SO	8
LOB	10

Batter	1	2	3	4	5	6	7	8	9	AB	R	H	RBI	BB	SO	LOB
John Kruk, L (1, 9) OBP: 0.381, SLG: 0.397	S F B B B X 3-2 2B FC5-2 1B		B B F F B S 3-3 ① K		B X 1-0 ② L7		X 0-0 ③ 4-3			4	0	1	0	0	1	1
Roberto Alomar, S (1, 4) OBP: 0.305, SLG: 0.363	B S 1 SAFE B F X 2-2 ① L8		C C B F B F X 2-2 ② 4-3		L X 0-1 2B			B C F X 1-2 G1 1B		4	0	2	0	0	0	1
Tony Gwynn, L (1, 8) OBP: 0.380, SLG: 0.431	C X 0-1 FC5-2 1-3 2B		C B B F X 2-2 ③ 4-3		B X 1-0 ③ G3			B C 1 SAFE C S 1-3 ① K		4	0	1	0	0	1	2
Carmelo Martinez, R (1, 7) OBP: 0.297, SLG: 0.423	B C B X 2-1 ② FC5-2 2-3 3-H		B F B S X 2-2 E3 HBP		B B C L B S 3-3 ① K			B X 1-0 ② G1 1-2		4	0	0	0	0	1	3
Keith Moreland, R (1, 3) OBP: 0.317, SLG: 0.342	C X 0-1 ③ G4-3		B C B B X 3-1 ① L7		B C B F X 2-2 ② 6-3			X 0-0 ③ G1-3		4	0	0	0	0	0	4
Benito Santiago, R (1, 2) OBP: 0.288, SLG: 0.363		X 0-0 ① F9	S 1 SAFE F B H 2-2 1-2 HBP		B X 1-0 ③ F9				X 0-0 ① 4-3	3	0	0	0	0	0	0
Chris Brown, R (1, 5) OBP: 0.301, SLG: 0.295 Tim Flannery, L (7, PH) OBP: 0.350, SLG: 0.346 (7, 5)	S B F B B F F X 3-2 ② G1-3		X 0-0 ② F3				C X 0-1 FC5-4 1B		B F F C 1-3 ② K	2 2	0 0	0 1	0 0	0 0	0 1	2 0
Dickie Thon, R (1, 6) OBP: 0.338, SLG: 0.307	C F B X 1-2 1B		S B X 1-1 ③ F9				1 SAFE C 1 SAFE C B X 1-2 ① FC5-4 1-2f		C B B B C B 4-2 BB	3	0	1	0	1	0	3
Jimmy Jones, R (1, 1) OBP: 0.189, SLG: 0.188 Marvell Wynne, L (7, PH) OBP: 0.330, SLG: 0.447 Greg Booker, R (7, 1) Randy Ready, R (9, PH) OBP: 0.343, SLG: 0.383	C X 0-1 ③ 5-3				X 0-0 ① 5-3		X 0-0 ② P5		F X 0-1 ③ L7	2 1 0 1	0 0 0 0	0 0 0 0	0 0 0 0	0 0 0 0	0 0 0 0	1 1 0 1
Inning Stats	R: 0 H: 2 E: 0 LOB: 2 K: 0 BB: 0 S: 12 P: 19	R: 0 H: 1 E: 0 LOB: 1 K: 0 BB: 0 S: 11 P: 15	R: 0 H: 0 E: 0 LOB: 0 K: 1 BB: 0 S: 11 P: 18	R: 0 H: 0 E: 1 LOB: 2 K: 0 BB: 0 S: 10 P: 18	R: 0 H: 1 E: 0 LOB: 1 K: 0 BB: 0 S: 5 P: 7	R: 0 H: 0 E: 0 LOB: 0 K: 1 BB: 0 S: 7 P: 13	R: 0 H: 1 E: 0 LOB: 1 K: 0 BB: 0 S: 7 P: 8	R: 0 H: 1 E: 0 LOB: 1 K: 1 BB: 0 S: 8 P: 11	R: 0 H: 0 E: 0 LOB: 1 K: 1 BB: 1 S: 8 P: 13	1B: 4 SF: 0 2B: 2 SAC: 0 3B: 0 DP: 0 HR: 0 HBP: 1						WP: 0 PA: 36 PB: 0 SB: 0 CS: 0

PITCHER		IP	WLS	BF	H	R	ER	SO	BB	IBB	HBP	BLK	WP	HR	S	P	ERA	WHIP
Bryn Smith, R ERA: 3.13	(1, 1)	7.0	W	28	5	0	0	2	0	0	1	0	0	0	63	98	0.00	0.714
Joe Hesketh, L ERA: 2.93	(8, 1)	2.0	S	8	1	0	0	2	1	0	0	0	0	0	16	24	0.00	1.000

PITCHER	IP	WLS	BF	H	R	ER	SO	BB	IBB	HBP	BLK	WP	HR	S	P	ERA	WHIP

TOP

San Diego Padres @ Montreal Expos

Olympic Stadium, Montreal, QB

Sat Aug 27 1988, 7:05 PM EDT

Att. 20,986 - Dome - 67 F

livebaseballscorecards.com

AB	34
R	0
H	6
RBI	0
BB	1
SO	4
LOB	19

Batter	1	2	3	4	5	6	7	8	9	AB	R	H	RBI	BB	SO	LOB
Otis Nixon, S (1, 7) OBP: 0.291, SLG: 0.281	BBCBCB 4-2 S BB	CBCFFBS 2-3 ③ K			BBX 2-0 ② G3-1		BX 1-0 1-2 2-H 1B			3	0	1	1	1	1	2
Dave Martinez, L (1, 8) OBP: 0.303, SLG: 0.324	C 1 SAFE C B 1 SAFE F B F 1 SAFE 3-2 B F 1 SAFE X F8 ①		CBX 1-1 SF7 3B		BCX 1-1 ③ 4-3		BX 1-0 ③ 4-3			4	1	1	0	0	0	3
Tom Foley, L (1, 4) OBP: 0.312, SLG: 0.378	C 1 SAFE B S T F B S 2-3 ② K2-3 1-2		FX 0-1 ① SF7 3-H			BFFBFX 2-2 CS 1B		BCBX 2-1 1B SF9 1B		3	1	2	1	0	1	1
Hubie Brooks, R (1, 9) OBP: 0.317, SLG: 0.441 Tracy Jones, R (8, 9) OBP: 0.333, SLG: 0.317	FFX 0-2 ③ G1-3		CBFS 1-3 ② K			C 1 SAFE F B S 1-3 ①② K 1-2		CBBFX 2-2 F7 1B 1-3 1B		3 0 0 0 0 2 2 1 0 1 0 0 0 0						
Tim Wallach, R (1, 5) OBP: 0.301, SLG: 0.402		BCBBCX 3-2 ① F7	FBSX 1-2 ③ F7			X 0-0 ③ 5-3		CX 0-1 SF9 3-H		3	0	0	1	0	0	0
Wallace Johnson, S (1, 3) OBP: 0.366, SLG: 0.365		BCBBCX 3-2 ② 4-3		X 0-0 ① 5-3			X 0-0 ① L6	B 1 SAFE B X 2-0 1-2 1B		4	0	1	0	0	0	0
Mike Fitzgerald, R (1, 2) OBP: 0.342, SLG: 0.396		CCX 0-2 E6 E 1B		BBCX 2-1 ② L7			BBFBX 3-1 ② G1-3	BBBFX 3-1 ② F7 2-3		4	1	1	0	0	0	2
Luis Rivera, R (1, 6) OBP: 0.274, SLG: 0.326 Rex Hudler, R (8, 6) OBP: 0.321, SLG: 0.450		X 0-0 E8 2-H 1B		X 0-0 ③ G1-3			BBBBCX 3-1 1B 1B 1B	BFX 1-1 ③ F7		3 1 2 1 0 0 0 1 0 0 0 0 0 2						
Bryn Smith, R (1, 1) OBP: 0.174, SLG: 0.159 Graig Nettles, L (7, PH) OBP: 0.262, SLG: 0.253 Pascual Perez, R (7, PR) Joe Hesketh, R (8, 1)	CBBBCFB 4-2 BB				FCC 0-3 ① K		X 0-0 1-2 1B 1B			1 0 0 0 1 1 0 1 0 1 0 0 0 0 0 0 0 0 0 0 0 0 0 0 0 0 0 0						
Inning Stats	R: 0 E: 0 K: 1 S: 16 H: 0 LOB: 1 BB: 1 P: 25	R: 1 E: 2 K: 1 S: 18 H: 2 LOB: 2 BB: 1 P: 30	R: 1 E: 0 K: 1 S: 10 H: 1 LOB: 0 BB: 0 P: 13	R: 0 E: 0 K: 0 S: 4 H: 0 LOB: 0 BB: 0 P: 6	R: 0 E: 0 K: 1 S: 6 H: 0 LOB: 0 BB: 0 P: 9	R: 0 E: 0 K: 1 S: 8 H: 1 LOB: 0 BB: 0 P: 11	R: 1 E: 0 K: 0 S: 8 H: 3 LOB: 2 BB: 0 P: 16	R: 1 E: 0 K: 0 S: 12 H: 3 LOB: 2 BB: 0 P: 22		1B: 9 2B: 1 3B: 1 HR: 0 SF: 2 SAC: 0 DP: 1 HBP: 0						

PITCHER		IP	WLS	BF	H	R	ER	SO	BB	IBB	HBP	BLK	WP	HR	S	P	ERA	WHIP
Jimmy Jones, R ERA: 3.72	(1, 1)	6.0	L	23	4	2	1	5	2	0	0	0	0	0	62	94	1.50	1.000
Greg Booker, R ERA: 3.8	(7, 1)	2.0		12	6	2	2	0	0	0	0	0	0	0	20	38	9.00	3.000

PITCHER	IP	WLS	BF	H	R	ER	SO	BB	IBB	HBP	BLK	WP	HR	S	P	ERA	WHIP

BOTTOM

San Diego Padres @ Montreal Expos

Olympic Stadium, Montreal, QB

Sat Aug 27 1988, 7:05 PM EDT
Att. 20,986 - Dome - 67 F

livebaseballscorecards.com

AB	31
R	4
H	10
RBI	4
BB	2
SO	5
LOB	12

San Diego Padres @ Montreal Expos

Olympic Stadium, Montreal, QB

Sun Aug 28 1988, 3:33 AM EDT

Att. 29,615 - Dome - 70 F

TOP

livebaseballscorecards.com

Batter	1	2	3	4	5	6	7	8	9	AB	R	H	RBI	BB	SO	LOB
John Kruk, L (1, 9) OBP: 0.381, SLG: 0.397	0-2 4-3		1-1 F8 SH1-3 1B	1-1 F7			1-1 G3 BB 1B		0-3 K	5	0	2	0	0	1	2
Roberto Alomar, S (1, 4) OBP: 0.309, SLG: 0.362	4-2 3B BB		0-0 SH1-3 1-2		0-3 K2-3		4-0 G3 1-2 BB		4-1 1B SF7 BB	1	2	0	0	3	1	0
Tony Gwynn, L (1, 8) OBP: 0.380, SLG: 0.435	1-0 3B 1-H		1-2 E2		2-2 6-3		2-2 G3 1-2 2-3		0-1 1B 1-3	5	1	2	1	0	0	3
Carmelo Martinez, R (1, 3) OBP: 0.295, SLG: 0.416	0-2 G3		2-1 F8 2-3		2-3 K		0-3 K		4-0 1B IBB	4	0	0	0	1	2	5
Marvell Wynne, L (1, 7) OBP: 0.329, SLG: 0.444 Keith Moreland, R (9, PH) OBP: 0.316, SLG: 0.342 Stan Jefferson, S (9, 7) OBP: 0.229, SLG: 0.235	1-2 F8		0-0 1-3			1-1 P5		1-1 2B 1B 1B	3-1 SF7 3-H	4 0 0	1 0 0	1 0 0	0 1 0	0 0 0	0 0 0	3 0 0
Tim Flannery, L (1, 5) OBP: 0.376, SLG: 0.398		3-1 FC5-4 HBP		3-2 2B 1B		1-1 BLK 3B		2-2 2B 1-3	1-2 2-H	4	1	4	1	0	0	0
Dickie Thon, R (1, 6) OBP: 0.335, SLG: 0.309		0-3 K		1-0 2B 1-3		1-1 F3 3-H		1-2 5-3	1-2 5-3	5	0	1	0	0	1	5
Mark Parent, R (1, 2) OBP: 0.213, SLG: 0.291 Benito Santiago, R (8, PH) OBP: 0.288, SLG: 0.362 (8, 2)		3-2 FC5-4 BLK 1-2f 1B		2-3 K		0-1 4-3		3-2 4-3		3 1	0 0	0 0	0 0	0 0	1 0	3 2
Ed Whitson, R (1, 1) OBP: 0.167, SLG: 0.222 Mark Davis, L (7, 1) OBP: 0.375, SLG: 0.714 Randy Ready, R (8, PH) OBP: 0.346, SLG: 0.385 Lance McCullers, S (8, 1)		0-0 1-H 1B		0-0 1-3			1-3 K	0-0 2-H 3-H 1B		3 0 1 0	0 0 0 0	1 0 1 0	0 0 1 0	0 0 0 0	1 0 0 0	2 0 0 0
Inning Stats	R: 1 H: 1 E: 0 LOB: 1 K: 0 BB: 1 S: 13 P: 19	R: 0 H: 1 E: 0 LOB: 2 K: 1 BB: 0 S: 8 P: 14	R: 0 H: 1 E: 1 LOB: 2 K: 0 BB: 0 S: 9 P: 13	R: 0 H: 2 E: 0 LOB: 2 K: 1 BB: 0 S: 11 P: 17	R: 0 H: 0 E: 0 LOB: 0 K: 2 BB: 0 S: 10 P: 14	R: 1 H: 1 E: 0 LOB: 0 K: 0 BB: 0 S: 8 P: 11	R: 0 H: 1 E: 0 LOB: 2 K: 2 BB: 1 S: 11 P: 19	R: 1 H: 3 E: 0 LOB: 2 K: 0 BB: 0 S: 13 P: 19	R: 2 H: 2 E: 0 LOB: 2 K: 1 BB: 2 S: 15 P: 28	1B: 8 SF: 1 2B: 2 SAC: 1 3B: 2 DP: 0 HR: 0 HBP: 1						

AB	36
R	5
H	12
RBI	4
BB	4
SO	7
LOB	25

WP: 0 PA: 43
PB: 0
SB: 0
CS: 0

PITCHER		IP	WLS	BF	H	R	ER	SO	BB	IBB	HBP	BLK	WP	HR	S	P	ERA	WHIP
Pascual Perez, R ERA: 2.45	(1, 1)	6.0		26	6	2	2	4	1	0	1	2	0	0	59	88	3.00	1.167
Andy McGaffigan, R ERA: 3.3	(7, 1)	1.0		5	1	0	0	2	1	0	0	0	0	0	11	19	0.00	2.000
Tim Burke, R ERA: 3.44	(8, 1)	1.0		5	3	1	1	0	0	0	0	0	0	0	13	19	9.00	3.000
Neal Heaton, L ERA: 4.99	(9, 1)	0.1	L	4	1	2	2	1	1	1	0	0	0	0	6	14	54.00	6.000
Jeff Parrett, R ERA: 2.35	(9, 1)	0.2		3	1	0	0	0	0	0	0	0	0	0	9	14	0.00	1.500

PITCHER	IP	WLS	BF	H	R	ER	SO	BB	IBB	HBP	BLK	WP	HR	S	P	ERA	WHIP

San Diego Padres @ Montreal Expos

Olympic Stadium, Montreal, QB

Sun Aug 28 1988, 3:33 AM EDT

Att. 29,615 - Dome - 70 F

livebaseballscorecards.com

BOTTOM

Batter	1	2	3	4	5	6	7	8	9	AB	R	H	RBI	BB	SO	LOB
Otis Nixon, S (1, 7) OBP: 0.286, SLG: 0.277	K		F8		4-3		E7 1B 1-H 2-H		E6	3	0	0	0	0	1	0
Graig Nettles, L (7, PH) OBP: 0.262, SLG: 0.253										0	0	0	0	0	0	0
Tracy Jones, R (7, PH) OBP: 0.335, SLG: 0.320 (8, 7)										2	0	1	1	0	0	0
Dave Martinez, L (1, 8) OBP: 0.299, SLG: 0.319	4-3		K		F2		K		K	5	0	0	0	0	3	2
Wallace Johnson, S (1, 3) OBP: 0.378, SLG: 0.394	2B		BB 1B			F9		CS 1B 1B		3	0	2	0	0	0	0
Tim Burke, R (8, 1)										0	0	0	0	0	0	0
Mike Fitzgerald, R (8, PH) OBP: 0.347, SLG: 0.402										1	0	1	0	0	0	0
Neal Heaton, L (9, 1) OBP: 0.143, SLG: 0.143										0	0	0	0	0	0	0
Jeff Parrett, R (9, 1)										0	0	0	0	0	0	0
Hubie Brooks, R (1, 9) OBP: 0.318, SLG: 0.440	1-3		BB 1-2			K		1B 1-2		3	0	1	0	1	1	1
Tim Wallach, R (1, 5) OBP: 0.299, SLG: 0.399		L5	F9			F7		K 1-2 2-3		4	0	0	0	0	1	4
Tom Foley, L (1, 4) OBP: 0.321, SLG: 0.393		HR		BB K			SH1-3 1B	IBB		2	2	2	1	2	0	0
Rex Hudler, R (1, 6) OBP: 0.315, SLG: 0.441		K	K 1-2				SH1-3 1-2	K		3	0	0	0	0	3	3
Nelson Santovenia, R (1, 2) OBP: 0.294, SLG: 0.387		1B	K			F9			5-3	4	0	1	0	0	1	1
Pascual Perez, R (1, 1)		K			1-3		E BB 1B		5-3	2	0	0	0	0	1	1
Andy McGaffigan, R (7, 1)										0	0	0	0	0	0	0
Andres Galarraga, R (7, PH) OBP: 0.356, SLG: 0.544 (8, 3)										1	1	0	0	1	0	0

	AB	33
	R	3
	H	8
	RBI	2
	BB	4
	SO	11
	LOB	12

Inning Stats	1	2	3	4	5	6	7	8	9
	R: 0 E: 0 K: 1 S: 14	H: 1 LOB: 1 BB: 0 P: 18	R: 1 E: 0 K: 2 S: 14	H: 2 LOB: 1 BB: 0 P: 20	R: 0 E: 0 K: 1 S: 16	H: 1 LOB: 2 BB: 1 P: 25	R: 0 E: 0 K: 2 S: 7	H: 0 LOB: 0 BB: 1 P: 14	R: 0 E: 0 K: 0 S: 7	H: 0 LOB: 0 BB: 0 P: 9
	R: 0 E: 0 K: 1 S: 6	H: 0 LOB: 0 BB: 0 P: 9	R: 2 E: 1 K: 1 S: 21	H: 2 LOB: 1 BB: 1 P: 32	R: 0 E: 0 K: 2 S: 13	H: 2 LOB: 2 BB: 1 P: 24	R: 0 E: 1 K: 1 S: 9	H: 0 LOB: 1 BB: 0 P: 14		

	1B: 6	SF: 0	WP: 0	PA: 38
	2B: 1	SAC: 1	PB: 0	
	3B: 0	DP: 0	SB: 0	
	HR: 1	HBP: 0	CS: 2	

PITCHER		IP	WLS	BF	H	R	ER	SO	BB	IBB	HBP	BLK	WP	HR	S	P	ERA	WHIP
Ed Whitson, R ERA: 3.92	(1, 1)	6.2		27	5	3	2	7	3	0	0	0	0	1	79	116	2.70	1.200
Mark Davis, L ERA: 2.11	(7, 1)	0.1		2	1	0	0	1	0	0	0	0	0	0	6	11	0.00	3.000
Lance McCullers, R ERA: 2.34	(8, 1)	2.0	W	9	2	0	0	3	0	1	0	0	0	0	22	38	0.00	1.000

PITCHER	IP	WLS	BF	H	R	ER	SO	BB	IBB	HBP	BLK	WP	HR	S	P	ERA	WHIP

Batter	1	2	3	4	5	6	7	8	9	AB	R	H	RBI	BB	SO	LOB
Steve Sax, R (1, 4) OBP: 0.339, SLG: 0.361	B C F B X 2-2 1-3		B C F B B X 3-2 4-3			B B F X 2-1 L4		C X 0-1 CS 1B		4	0	1	0	0	0	0
Mike Scioscia, L (1, 2) OBP: 0.331, SLG: 0.323	B B X 2-0 F2		C X 0-1 4-3			C C X 0-2 6-3		1 SAFE P 1-0 CS 1-2	C F X 0-2 6-3	4	0	0	0	0	0	0
Mike Davis, L (1, 9) OBP: 0.274, SLG: 0.285	X 0-0 4-3			B C B B B 4-1 K BB		C S B X 1-2 4-3			F X 0-1 4-3	3	0	0	0	1	0	0
Kirk Gibson, L (1, 7) OBP: 0.385, SLG: 0.511		C B F B B S F F X 3-2 F8		C B 1 SAFE B S S 2-3 K 1-2			X 0-0 F7		S B B X 2-1 2-3	4	0	0	0	0	1	1
Franklin Stubbs, L (1, 3) OBP: 0.291, SLG: 0.385		C F B B B F X 2-2 6-3		B F S S X 2-1 HR			B B X 2-0 F8			3	1	1	1	0	0	0
John Shelby, S (1, 8) OBP: 0.326, SLG: 0.388		X 0-0 E6 1B		X 0-0 G3			X 0-0 4-3			3	0	0	0	0	0	0
Tracy Woodson, R (1, 5) OBP: 0.265, SLG: 0.315		B 1 SAFE S B F F X 2-2 1-2 1B			B F F X 1-2 1-3			X 0-0 F4		3	0	1	0	0	0	0
Alfredo Griffin, S (1, 6) OBP: 0.224, SLG: 0.229		B B F B X 3-1 F8			C X 0-1 B5-3			X 0-0 HR		3	1	1	1	0	0	2
Ramon Martinez, R (1, 1)			S F S 0-3 K		X 0-0 1-3			X 0-0 6-3		2	0	0	0	0	1	0
Danny Heep, L (8, PH) OBP: 0.373, SLG: 0.289										1	0	0	0	0	0	0
Jay Howell, R (8, 1)										0	0	0	0	0	0	0
Inning Stats	R: 0 E: 0 K: 0 S: 5 H: 0 LOB: 0 BB: 0 P: 9	R: 0 E: 1 K: 0 S: 17 H: 1 LOB: 2 BB: 0 P: 27	R: 0 E: 0 K: 1 S: 8 H: 0 LOB: 0 BB: 0 P: 11	R: 1 E: 0 K: 1 S: 7 H: 1 LOB: 0 BB: 1 P: 15	R: 0 E: 0 K: 0 S: 6 H: 0 LOB: 0 BB: 0 P: 7	R: 0 E: 0 K: 0 S: 8 H: 0 LOB: 0 BB: 0 P: 11	R: 0 E: 0 K: 0 S: 3 H: 0 LOB: 0 BB: 0 P: 5	R: 1 E: 0 K: 0 S: 6 H: 2 LOB: 0 BB: 0 P: 6	R: 0 E: 0 K: 0 S: 7 H: 0 LOB: 0 BB: 0 P: 9	1B: 2 2B: 0 3B: 0 HR: 2	SF: 0 SAC: 0 DP: 0 HBP: 0						

PITCHER	IP	WLS	BF	H	R	ER	SO	BB	IBB	HBP	BLK	WP	HR	S	P	ERA	WHIP
Dennis Martinez, R (1, 1) ERA: 2.43	9.0	L	31	4	2	2	2	1	0	0	0	0	2	67	100	2.00	0.556

PITCHER	IP	WLS	BF	H	R	ER	SO	BB	IBB	HBP	BLK	WP	HR	S	P	ERA	WHIP

TOP

Los Angeles Dodgers @ Montreal Expos

Olympic Stadium, Montreal, QB

Mon Aug 29 1988, 7:05 PM EDT

Att. 16,002 - Dome - 70 F

livebaseballscorecards.com

AB	30
R	2
H	4
RBI	2
BB	1
SO	2
LOB	3

	1B: 2	SF: 0																
	2B: 0	SAC: 0																
	3B: 0	DP: 0																
	HR: 2	HBP: 0																
	WP: 0	PA: 32																
	PB: 0																	
	SB: 0																	
	CS: 1																	

BOTTOM

Los Angeles Dodgers @ Montreal Expos

Olympic Stadium, Montreal, QB

Mon Aug 29 1988, 7:05 PM EDT

Att. 16,002 - Dome - 70 F

livebaseballscorecards.com

Batter	1	2	3	4	5	6	7	8	9	AB	R	H	RBI	BB	SO	LOB
Tim Raines, S (1, 7) OBP: 0.352, SLG: 0.431	4-3		K		F7			K		4	0	0	0	0	2	1
Dave Martinez, L (1, 8) OBP: 0.302, SLG: 0.319	CS 1B			F8	BB			K		3	0	1	0	1	1	0
Andres Galarraga, R (1, 3) OBP: 0.358, SLG: 0.550	1-2 3B			E 1B	5-3			1B		4	1	3	0	0	0	2
Hubie Brooks, R (1, 9) OBP: 0.315, SLG: 0.436	K			E5 4-3 1B 1-3	SAFE	F2		L9		4	0	0	0	0	1	3
Tim Wallach, R (1, 5) OBP: 0.300, SLG: 0.400		G3-6-3 1B		4-3 1-2 3-H 1B		F4			5-3	4	0	2	1	0	0	0
Tom Foley, L (1, 4) OBP: 0.317, SLG: 0.388		G3-6-3 1-2f		4-3 1-2 2-3		K			L7	4	0	0	0	0	1	3
Nelson Santovenia, R (1, 2) OBP: 0.289, SLG: 0.380		F8		F7			6-3		F6	4	0	0	0	0	0	2
Rex Hudler, R (1, 6) OBP: 0.321, SLG: 0.445			E6 K 1B		SH1-3 WP 1B		K			3	0	2	0	0	1	0
Dennis Martinez, R (1, 1) OBP: 0.216, SLG: 0.222			2 SAFE 2-3 K		SH1-3 1-3		L9			2	0	0	0	0	1	1
Inning Stats	R: 0 H: 2 E: 0 LOB: 1 K: 1 BB: 0 S: 10 P: 16	R: 0 H: 1 E: 0 LOB: 0 K: 0 BB: 0 S: 5 P: 8	R: 0 H: 1 E: 1 LOB: 0 K: 2 BB: 0 S: 8 P: 13	R: 1 H: 2 E: 1 LOB: 2 K: 0 BB: 0 S: 11 P: 16	R: 0 H: 1 E: 0 LOB: 2 K: 0 BB: 1 S: 9 P: 17	R: 0 H: 0 E: 0 LOB: 0 K: 1 BB: 0 S: 8 P: 12	R: 0 H: 0 E: 0 LOB: 0 K: 1 BB: 0 S: 6 P: 10	R: 0 H: 1 E: 0 LOB: 1 K: 2 BB: 0 S: 13 P: 19	R: 0 H: 0 E: 0 LOB: 0 K: 0 BB: 0 S: 8 P: 11	1B: 7 SF: 0 2B: 0 SAC: 1 3B: 1 DP: 1 HR: 0 HBP: 0						

	AB	32
	R	1
	H	8
	RBI	1
	BB	1
	SO	7
	LOB	12

PITCHER		IP	WLS	BF	H	R	ER	SO	BB	IBB	HBP	BLK	WP	HR	S	P	ERA	WHIP
Ramon Martinez, R ERA: 1.73	(1, 1)	7.0	W	27	7	1	0	5	1	0	0	0	1	0	57	92	0.00	1.143
Jay Howell, R ERA: 2.34	(8, 1)	2.0	S	7	1	0	0	2	0	0	0	0	0	0	21	30	0.00	0.500

PITCHER	IP	WLS	BF	H	R	ER	SO	BB	IBB	HBP	BLK	WP	HR	S	P	ERA	WHIP

Batter	1	2	3	4	5	6	7	8	9	AB	R	H	RBI	BB	SO	LOB
Steve Sax, R (1, 4) OBP: 0.337, SLG: 0.358	C B X 1-1 ① F8	C B C F B S 2-3 ③ K 2-3			B F X 1-1 ② G4-3 3-H			X 0-0 ① G4-3		4	0	0	1	0	1	1
Mike Scioscia, L (1, 2) OBP: 0.327, SLG: 0.319	C B X 1-1 ② F7		X 0-0 ① P2		C X 0-1 ③ G4-3			B C X 1-1 ② G6-3		4	0	0	0	0	0	0
Mike Davis, L (1, 9) OBP: 0.274, SLG: 0.285	B B S B F C 3-3 ③ K		B X 1-0 ② F8			C X 0-1 S 1B		B B X 2-0 E4		4	0	1	0	0	1	0
Kirk Gibson, L (1, 7) OBP: 0.382, SLG: 0.506		F F B B S 2-3 ① K	C B F X 1-2 G3			B B X 2-0 F7		1 SAFE 1 SAFE 1 SAFE S P B 1 SAFE 1 SAFE B 3-1 X F7		4	0	0	0	0	1	2
Franklin Stubbs, L (1, 3) OBP: 0.290, SLG: 0.378		C S B B B B 4-2 1B 1B BB		C C S 0-3 ① K		1 SAFE B C 1 SAFE C F F B 1 SAFE 2-3 ② S K			F S B S 1-3 ① K	3	1	0	0	1	3	1
John Shelby, S (1, 8) OBP: 0.326, SLG: 0.387		B X 1-0 1B 1-3 2B 1B		C B F B S 2-3 ② K		1 SAFE 1 SAFE B S P F B S 3-3 ③ K 1-2			X 0-0 ② B1-3	4	1	1	0	0	2	1
Tracy Woodson, R (1, 5) OBP: 0.257, SLG: 0.306		1 SAFE S C X 0-2 ② L6		B S B C S 2-3 ③ K			F F B S 1-3 ① K		S F B X 1-2 ③ G6-3	4	0	0	0	0	2	2
Alfredo Griffin, S (1, 6) OBP: 0.230, SLG: 0.239		B B X 2-0 1B 1-3 3-H 2B 1B			B F X 1-1 SH1-3 G4-3 2B		F S F F X 0-2 ② F7			3	2	2	1	0	0	0
Orel Hershiser, R (1, 1) OBP: 0.129, SLG: 0.186		X 0-0 WP 1-H 3-H 2B			X 0-0 ① SH1-3 2-3		F C S 0-3 ③ K			2	0	1	2	0	1	0
Inning Stats	R: 0 E: 0 K: 1 S: 7 H: 0 LOB: 0 BB: 0 P: 12	R: 3 E: 0 K: 2 S: 15 H: 3 LOB: 1 BB: 1 P: 26	R: 0 E: 0 K: 0 S: 5 H: 0 LOB: 0 BB: 0 P: 7	R: 0 E: 0 K: 3 S: 9 H: 0 LOB: 0 BB: 0 P: 13	R: 1 E: 0 K: 0 S: 7 H: 1 LOB: 0 BB: 0 P: 9	R: 0 E: 0 K: 2 S: 12 H: 1 LOB: 1 BB: 0 P: 18	R: 0 E: 0 K: 2 S: 11 H: 0 LOB: 0 BB: 0 P: 12	R: 0 E: 1 K: 0 S: 7 H: 0 LOB: 1 BB: 0 P: 12	R: 0 E: 0 K: 1 S: 7 H: 0 LOB: 0 BB: 0 P: 9	1B: 3 2B: 2 3B: 0 HR: 0 SF: 0 SAC: 1 DP: 0 HBP: 0						

PITCHER	IP	WLS	BF	H	R	ER	SO	BB	IBB	HBP	BLK	WP	HR	S	P	ERA	WHIP
Brian Holman, R (1, 1) ERA: 3.33	7.0	L	27	5	4	4	10	1	0	0	0	1	0	66	97	5.14	0.857
Andy McGaffigan, R (8, 1) ERA: 3.21	2.0		7	0	0	0	1	0	0	0	0	0	0	14	21	0.00	0.000

PITCHER	IP	WLS	BF	H	R	ER	SO	BB	IBB	HBP	BLK	WP	HR	S	P	ERA	WHIP

TOP

Los Angeles Dodgers @ Montreal Expos

Olympic Stadium, Montreal, QB

Tue Aug 30 1988, 7:05 PM EDT

Att. 21,454 - Dome - 70 F

livebaseballscorecards.com

AB	32
R	4
H	5
RBI	4
BB	1
SO	11
LOB	7

WP: 1 PA: 34
PB: 0
SB: 1
CS: 0

Batter	1	2	3	4	5	6	7	8	9	AB	R	H	RBI	BB	SO	LOB
Tim Raines, S (1, 7) OBP: 0.351, SLG: 0.432	G3		F7		E 2B 3-H		FC3-6 1-2f			4	1	1	1	0	0	1
Dave Martinez, L (1, 8) OBP: 0.301, SLG: 0.318	G4-3			G6-3	E1 1B 2-H		SAFE K			4	0	1	1	0	1	1
Tracy Jones, R (1, 9) OBP: 0.333, SLG: 0.318	K			FC4-6 1B	G4-3			K		4	0	1	0	0	2	1
Andres Galarraga, R (1, 3) OBP: 0.358, SLG: 0.546		K		FC4-6 1B 1-2f		K		BB		3	0	0	0	1	2	1
Tim Wallach, R (1, 5) OBP: 0.300, SLG: 0.398		G5-3		FC4-6 1B 1-2		P6		F7		4	0	1	0	0	0	1
Tom Foley, L (1, 4) OBP: 0.316, SLG: 0.384		E3		FC4-6 1B 1-2f		BB		G4-3		3	0	0	0	1	0	3
Mike Fitzgerald, R (1, 2) OBP: 0.336, SLG: 0.387		K			F7	F8			G6-3	4	0	0	0	0	1	2
Rex Hudler, R (1, 6) OBP: 0.320, SLG: 0.440			K		E5 G6-3 2B 1B		G6-3		K	4	1	1	0	0	2	0
Brian Holman, R (1, 1) OBP: 0.150, SLG: 0.150 Wallace Johnson, S (7, PH) OBP: 0.387, SLG: 0.403 Andy McGaffigan, R (8, 1) Graig Nettles, L (9, PH) OBP: 0.259, SLG: 0.250			K		G6-3 2-3		FC3-6 1B		G3	2 1 0 1	0 0 0 0	0 1 0 0	0 0 0 0	0 0 0 0	1 0 0 0	1 0 0 0
Inning Stats	R: 0 E: 0 K: 1 S: 5 H: 0 LOB: 0 BB: 0 P: 5	R: 0 E: 1 K: 2 S: 13 H: 0 LOB: 1 BB: 0 P: 19	R: 0 E: 0 K: 2 S: 7 H: 0 LOB: 0 BB: 0 P: 10	R: 0 E: 0 K: 0 S: 10 H: 2 LOB: 2 BB: 0 P: 13	R: 2 E: 2 K: 0 S: 9 H: 3 LOB: 1 BB: 0 P: 16	R: 0 E: 0 K: 1 S: 8 H: 0 LOB: 1 BB: 1 P: 14	R: 0 E: 0 K: 1 S: 11 H: 1 LOB: 1 BB: 0 P: 17	R: 0 E: 0 K: 1 S: 8 H: 0 LOB: 1 BB: 1 P: 13	R: 0 E: 0 K: 1 S: 8 H: 0 LOB: 0 BB: 0 P: 11	1B: 5 2B: 1 3B: 0 HR: 0 SF: 0 SAC: 0 DP: 0 HBP: 0						

PITCHER	IP	WLS	BF	H	R	ER	SO	BB	IBB	HBP	BLK	WP	HR	S	P	ERA	WHIP
Orel Hershiser, R (1, 1) ERA: 2.84	9.0	W	36	6	2	2	9	2	0	0	0	0	0	79	118	2.00	0.889

PITCHER	IP	WLS	BF	H	R	ER	SO	BB	IBB	HBP	BLK	WP	HR	S	P	ERA	WHIP

BOTTOM

Los Angeles Dodgers @ Montreal Expos

Olympic Stadium, Montreal, QB

Tue Aug 30 1988, 7:05 PM EDT

Att. 21,454 - Dome - 70 F

livebaseballscorecards.com

AB	34
R	2
H	6
RBI	2
BB	2
SO	9
LOB	11

WP: 0 PA: 36
PB: 0
SB: 0
CS: 0

Batter	1	2	3	4	5	6	7	8	9	AB	R	H	RBI	BB	SO	LOB
Steve Sax, R (1, 4) OBP: 0.334, SLG: 0.355	0-0 ① 6-3		0-3 ② K		0-1 ① 5-3		1-2 ② 4-3	0-0 ③ F4		5	0	0	0	0	1	2
Alfredo Griffin, S (1, 6) OBP: 0.237, SLG: 0.247	0-1 FC6-4 1B		0-0 FC4-6 1B		1-2 ② G3		2-1 1B		1-2 ① F4	5	0	3	0	0	0	0
Kirk Gibson, L (1, 7) OBP: 0.381, SLG: 0.502	2-0 ② FC6-4 1-2f		2-0 ③ FC4-6 1-2f		4-2 S BB		0-1 ③ 4-3		1-0 ② 3-1	4	0	0	0	1	0	3
Mike Davis, L (1, 9) OBP: 0.276, SLG: 0.284	1-3 ③ K			1-3 ① K	4-0 FC6-4 1-3 BB			1-1 3B 1B	1-2 ③ F5	4	1	1	0	1	2	1
John Shelby, S (1, 8) OBP: 0.330, SLG: 0.396		2-1 FC5-4 1B		2-1 1B 1B	0-0 ③ FC6-4 1-2f			1-1 1-H 1B 3B		4	2	3	1	0	0	2
Franklin Stubbs, L (1, 3) OBP: 0.295, SLG: 0.383	0-0 ① FC5-4 CS 1-2f		0-0 1B 1-2			2-1 G4-6-3 1B		0-1 SH2-4 3-H 1B		3	0	2	0	0	0	1
Mickey Hatcher, R (8, PH) OBP: 0.353, SLG: 0.398 (8, 3)										1	0	1	1	0	0	0
Tracy Woodson, R (1, 5) OBP: 0.259, SLG: 0.307	1-0 ② 1B 1-2		1-3 ② K		0-0 ① ② G4-6-3 1-2f			0-0 ① SH2-4 1-2		3	0	1	0	0	1	3
Dave Anderson, R (8, PH) OBP: 0.339, SLG: 0.337 (8, 5)										0	0	0	0	0	0	0
Rick Dempsey, R (1, 2) OBP: 0.349, SLG: 0.496	3-3 ③ K		2-2 FC4-6 1-2 2-H 1B		0-0 ③ 6-3			4-1 BB		3	0	1	1	1	1	1
Tim Belcher, R (1, 1) OBP: 0.067, SLG: 0.111		1-2 ① 6-3	1-2 ③ FC4-6 1-2f				2-2 ① 4-3	1-0 ② F9		2	0	0	0	0	0	2
Danny Heep, L (7, PH) OBP: 0.371, SLG: 0.287										1	0	0	0	0	0	0
Brian Holton, R (7, 1)										0	0	0	0	0	0	0
Mike Scioscia, L (8, PH) OBP: 0.327, SLG: 0.318										1	0	0	0	0	0	2
Alejandro Pena, R (8, 1)										0	0	0	0	0	0	0
Inning Stats	R: 0 E: 0 K: 1 S: 8 H: 1 LOB: 1 BB: 0 P: 10	R: 0 E: 0 K: 1 S: 7 H: 2 LOB: 1 BB: 0 P: 13	R: 0 E: 0 K: 1 S: 9 H: 1 LOB: 1 BB: 0 P: 11	R: 1 E: 0 K: 2 S: 16 H: 3 LOB: 2 BB: 0 P: 23	R: 0 E: 0 K: 0 S: 11 H: 0 LOB: 2 BB: 2 P: 19	R: 0 E: 0 K: 0 S: 4 H: 1 LOB: 0 BB: 0 P: 6	R: 0 E: 0 K: 0 S: 11 H: 1 LOB: 1 BB: 0 P: 16	R: 2 E: 0 K: 0 S: 10 H: 3 LOB: 2 BB: 1 P: 17	R: 0 E: 0 K: 0 S: 10 H: 0 LOB: 0 BB: 0 P: 13	1B: 11 2B: 0 3B: 1 HR: 0	SF: 0 SAC: 1 DP: 1 HBP: 0					

PITCHER		IP	WLS	BF	H	R	ER	SO	BB	IBB	HBP	BLK	WP	HR	S	P	ERA	WHIP
John Dopson, R ERA: 2.97	(1, 1)	7.0		31	10	2	2	5	2	0	0	0	0	0	68	101	2.57	1.714
Joe Hesketh, L ERA: 3.09	(8, 1)	0.0		1	1	0	0	0	0	0	0	0	0	0	2	3	∞	∞
Jeff Parrett, R ERA: 2.29	(8, 1)	2.0	W	8	1	1	1	0	1	0	0	0	0	0	16	24	4.50	1.000

PITCHER	IP	WLS	BF	H	R	ER	SO	BB	IBB	HBP	BLK	WP	HR	S	P	ERA	WHIP

TOP

Los Angeles Dodgers @ Montreal Expos

Olympic Stadium, Montreal, QB

Wed Aug 31 1988, 7:05 PM EDT

Att. 12,068 - Dome - 70 F

livebaseballscorecards.com

AB	36
R	3
H	12
RBI	3
BB	3
SO	5
LOB	17

1B: 11	SF: 0	WP: 0	PA: 40
2B: 0	SAC: 1	PB: 0	
3B: 1	DP: 1	SB: 2	
HR: 0	HBP: 0	CS: 1	

BOTTOM

Los Angeles Dodgers @ Montreal Expos

Olympic Stadium, Montreal, QB

Wed Aug 31 1988, 7:05 PM EDT
Att. 12,068 - Dome - 70 F

livebaseballscorecards.com

Batter	1	2	3	4	5	6	7	8	9	AB	R	H	RBI	BB	SO	LOB
Tim Raines, S (1, 7) OBP: 0.349, SLG: 0.428	F F B F S 1-3 K ①			F S F S 0-3 K ①	B B X 2-0 4-3 ③			1 SAFE 1 SAFE 1 SAFE C F B X 1-2 6-3 ② ③ 1-2		4	0	0	0	0	2	2
Dave Martinez, L (1, 8) (8, 9) OBP: 0.298, SLG: 0.315	C C B T B X 2-2 G3 ②			S C B S 1-3 K ②		B B C S S 2-3 K ①			B F F B F F X 2-2 F7 ①	4	0	0	0	0	2	0
Andres Galarraga, R (1, 3) OBP: 0.355, SLG: 0.542	C B X 1-1 1-3 ③			C S S 0-3 K ③		C X 0-1 F7 ②			S S B C 1-3 K ②	4	0	0	0	0	2	0
Hubie Brooks, R (1, 9) OBP: 0.316, SLG: 0.436		X 0-0 CS 1B			B C F B X 2-2 4-3 ①	F B F F X 1-2 G3 ③			B B X 2-0 1B 2B	3	0	1	0	0	0	0
Tim Wallach, R (1, 5) OBP: 0.301, SLG: 0.398		B T F B 1 SAFE X 2-2 F6 ①			B B B B 4-0 1B 2B BB		X 0-0 F7 ①		C F X 0-2 1B 2-H	3	1	1	1	1	0	1
Tom Foley, L (1, 4) OBP: 0.313, SLG: 0.380		C T B B F S 2-3 K ② ③ 1-2			F S F S 0-3 K ②		C B X 1-1 F8 ②			3	0	0	0	0	2	2
Rex Hudler, R (1, 6) OBP: 0.320, SLG: 0.438			C C B X 1-2 F8 ①		F C X 0-2 1B 2B 1-2		L M B F X 1-2 F8 ③			3	1	1	0	0	0	0
Nelson Santovenia, R (1, 2) OBP: 0.290, SLG: 0.384			F B F B F B F F E X 3-2 F8 ②		C X 0-1 2B 1-H 2-H			X 0-0 F7 ①		3	1	1	2	0	0	0
John Dopson, L (1, 1) OBP: 0.095, SLG: 0.098 Joe Hesketh, R (8, 1) Otis Nixon, S (8, 8) OBP: 0.290, SLG: 0.280 Jeff Parrett, R (8, 1) Graig Nettles, L (9, PH) OBP: 0.267, SLG: 0.273 Pascual Perez, R (9, PR)			C S S 0-3 K ③		B S X 1-1 2B 2-H			B X 1-0 CS 1B		2 0 1 0 1 0	0 0 0 0 0 1	1 0 1 0 1 0	1 0 0 0 0 0	0 0 0 0 0 0	1 0 0 0 0 0	0 0 0 0 0 0
Inning Stats	R: 0 E: 0 K: 1 S: 10 H: 0 LOB: 0 BB: 0 P: 14	R: 0 E: 0 K: 1 S: 8 H: 1 LOB: 1 BB: 0 P: 12	R: 0 E: 0 K: 1 S: 12 H: 0 LOB: 0 BB: 0 P: 16	R: 0 E: 0 K: 3 S: 10 H: 0 LOB: 0 BB: 0 P: 11	R: 3 E: 0 K: 1 S: 15 H: 3 LOB: 1 BB: 1 P: 24	R: 0 E: 0 K: 1 S: 9 H: 0 LOB: 0 BB: 0 P: 12	R: 0 E: 0 K: 0 S: 7 H: 0 LOB: 0 BB: 0 P: 9	R: 0 E: 0 K: 0 S: 5 H: 1 LOB: 0 BB: 0 P: 7	R: 1 E: 0 K: 1 S: 12 H: 2 LOB: 2 BB: 0 P: 17	1B: 4 2B: 4 3B: 0 HR: 0	SF: 0 SAC: 0 DP: 1 HBP: 0						

AB	31
R	4
H	7
RBI	4
BB	1
SO	9
LOB	5

WP: 0 PB: 0 SB: 0 CS: 2 PA: 32

PITCHER		IP	WLS	BF	H	R	ER	SO	BB	IBB	HBP	BLK	WP	HR	S	P	ERA	WHIP
Tim Belcher, R ERA: 3.47	(1, 1)	6.0		22	4	3	3	8	1	0	0	0	0	0	64	89	4.50	0.833
Brian Holton, R ERA: 1.95	(7, 1)	1.0		3	0	0	0	0	0	0	0	0	0	0	7	9	0.00	0.000
Alejandro Pena, R ERA: 2.25	(8, 1)	1.2	L	7	3	1	1	1	0	0	0	0	0	0	17	24	5.40	1.800

PITCHER		IP	WLS	BF	H	R	ER	SO	BB	IBB	HBP	BLK	WP	HR	S	P	ERA	WHIP

Batter	1	2	3	4	5	6	7	8	9	AB	R	H	RBI	BB	SO	LOB
Brett Butler, L (1, 8) OBP: 0.394, SLG: 0.390	B X 1-0 3B		B B B C F S 3-3 ② K			B X 1-0 4-3 BB 1B		B C X 1-1 ② B5-3		4	0	2	0	0	1	1
Donell Nixon, R (8, 8) OBP: 0.424, SLG: 0.417										0	0	0	0	0	0	0
Robby Thompson, R (1, 4) OBP: 0.334, SLG: 0.393	B C C B S 2-3 ① K		B X 1-0 ③ 1-3			B B C 1 S B B SAFE 4-2 1-2 4-3 BB		C B B C X 2-2 ③ P4		2	0	0	0	1	1	2
Chris Speier, R (8, PH) OBP: 0.331, SLG: 0.375 (8, 4)										1	0	0	0	0	0	0
Will Clark, L (1, 3) OBP: 0.382, SLG: 0.513	B B C S S S 2-3 ② K			B C B F F C 2-3 ① K		B B B C X 3-1 ① 4-3 1-2 2-3			F C B X 1-2 1B 1B	3	0	0	0	0	2	3
Francisco Melendez, L (8, 3) OBP: 0.222, SLG: 0.222										1	0	1	0	0	0	0
Kevin Mitchell, R (1, 7) OBP: 0.325, SLG: 0.455	B C C S 1-3 ③ K			F B F X 1-2 ② 5-3		B B B C B 4-1 G4-6-3 BB			X 0-0 ① F8	2	0	0	0	1	1	1
Joel Youngblood, R (6, 9) OBP: 0.330, SLG: 0.307										1	0	0	0	0	0	1
Mike Aldrete, L (1, 9) OBP: 0.368, SLG: 0.361 (6, 7)		B B C B B 4-1 G5-4-3 BB		B B B B C B 4-1 BB		B B C B X 3-1 ②③ G4-6-3 1-2f			B B X 2-0 1-2 1B	2	0	1	0	2	0	3
Matt Williams, R (1, 5) OBP: 0.291, SLG: 0.470		F X 0-1 ①② G5-4-3 1-2f		C B 1 SAFE B B X 3-1 ③ P5			B S X 1-1 ① 5-3		S B S S S 1-3 ② K	4	0	0	0	0	1	4
Bob Brenly, R (1, 2) OBP: 0.260, SLG: 0.291		C X 0-1 ③ F7			B B X 2-0 ① P9		C B B X 2-1 ② 5-3		B C S F B X 2-2 ③ F3	4	0	0	0	0	0	2
Jose Uribe, S (1, 6) OBP: 0.290, SLG: 0.307			S B B B F B 4-2 SH5-3 BB		C X 0-1 ② 4-3		F C B F B X 2-2 ③ F7			2	0	0	0	1	0	0
Joe Price, R (7, 1)										0	0	0	0	0	0	0
Atlee Hammaker, S (1, 1) OBP: 0.192, SLG: 0.125			X 0-0 ① SH5-3 1-2		B B B C S F X 3-2 ③ F9			X 0-0 ① F7		0	0	0	0	0	0	0
Lary Sorensen, R (2, 1)										0	0	0	0	0	0	0
Phil Garner, R (5, PH)										1	0	0	0	0	0	0
Jeff Brantley, R (5, 1) OBP: 1.000, SLG: 1.000										0	0	0	0	0	0	0
Ernest Riles, L (7, 6) OBP: 0.296, SLG: 0.357										1	0	0	0	0	0	0
Inning Stats	R: 0 E: 0 K: 3 S: 10 H: 1 LOB: 1 BB: 0 P: 16	R: 0 E: 0 K: 0 S: 5 H: 0 LOB: 0 BB: 1 P: 9	R: 0 E: 0 K: 1 S: 7 H: 0 LOB: 1 BB: 1 P: 15	R: 0 E: 0 K: 1 S: 10 H: 0 LOB: 1 BB: 1 P: 20	R: 0 E: 0 K: 0 S: 7 H: 0 LOB: 0 BB: 0 P: 12	R: 0 E: 0 K: 0 S: 8 H: 1 LOB: 2 BB: 2 P: 23	R: 0 E: 0 K: 0 S: 8 H: 0 LOB: 0 BB: 0 P: 13	R: 0 E: 0 K: 0 S: 6 H: 0 LOB: 0 BB: 0 P: 9	R: 0 E: 0 K: 1 S: 12 H: 2 LOB: 2 BB: 0 P: 18	1B: 3 2B: 0 3B: 1 HR: 0 SF: 0 SAC: 1 DP: 2 HBP: 0						

PITCHER		IP	WLS	BF	H	R	ER	SO	BB	IBB	HBP	BLK	WP	HR	S	P	ERA	WHIP
Bryn Smith, R ERA: 3.02	(1, 1)	6.0	W	23	2	0	0	5	5	0	0	0	0	0	47	95	0.00	1.167
Andy McGaffigan, R ERA: 3.16	(7, 1)	1.0		3	0	0	0	0	0	0	0	0	0	0	8	13	0.00	0.000
Tim Burke, R ERA: 3.34	(8, 1)	2.0		8	2	0	0	1	0	0	0	0	0	0	18	27	0.00	1.000

PITCHER	IP	WLS	BF	H	R	ER	SO	BB	IBB	HBP	BLK	WP	HR	S	P	ERA	WHIP

TOP

San Francisco Giants @ Montreal Expos

Olympic Stadium, Montreal, QB

Fri Sep 02 1988, 7:05 PM EDT

Att. 12,633 - Dome - 76 F

livebaseballscorecards.com

AB	28
R	0
H	4
RBI	0
BB	5
SO	6
LOB	17

WP: 0	PA: 34																	
PB: 0																		
SB: 0																		
CS: 0																		

San Francisco Giants @ Montreal Expos

Olympic Stadium, Montreal, QB

Fri Sep 02 1988, 7:05 PM EDT

Att. 12,633 - Dome - 76 F

livebaseballscorecards.com

BOTTOM

Batter	1	2	3	4	5	6	7	8	9	AB	R	H	RBI	BB	SO	LOB
Rex Hudler, R (1, 4) OBP: 0.328, SLG: 0.461	F B F B X 2-2 5-3 ①	B S F B F X 2-2 E S 1-3 1B		S C S 0-3 K ①		C X 0-1 1-3 HR 1B 1-2		X 0-0 1-H HR		5	3	3	2	0	1	0
Tracy Jones, R (1, 7) OBP: 0.329, SLG: 0.314	B B C B X 3-1 HR 1B	1 SAFE B B F F B X 2-2 1-3 ② 1-H		B B F X 2-1 P3 ②		B C X 1-1 1-3 ② 1-2 2-3		F X 0-1 F8 ②		5	1	1	1	0	0	2
Andres Galarraga, R (1, 3) OBP: 0.357, SLG: 0.553	1 SAFE B B 1 SAFE 1 SAFE 1 SAFE X 2-0 1-H HR	B F B X 2-1 6-3 ③		C X 0-1 1-3 ③		F B B F X 2-2 2-H 3-H HR		B B B B 4-0 BB		4	2	2	5	1	0	0
Hubie Brooks, R (1, 9) OBP: 0.317, SLG: 0.440 Andy McGaffigan, R (7, 1) Jeff Huson, L (8, 6)	C X 0-1 1B 1B 2B		C B B X 2-1 P2 ①		B C B F X 2-2 2B	B C F B F X 2-2 F8 ③		S S B F S 1-3 K ③		4 0 1	1 0 0	2 0 0	0 0 0	0 0 1	0 0 1	0 0 1
Tim Wallach, R (1, 5) OBP: 0.301, SLG: 0.397	B X 1-0 1B 2-3 1B		C C X 0-2 P9 ②		X 0-0 5-3 ①		F B X 1-1 P2 ①			4	0	1	0	0	0	1
Nelson Santovenia, R (1, 2) OBP: 0.289, SLG: 0.382	B F F F S 1-3 K ②		F X 0-1 1B 1B 1B		F S S 0-3 K ②		B B S X 2-1 F8 ②			4	1	1	0	0	2	3
Luis Rivera, R (1, 6) OBP: 0.277, SLG: 0.328 Tim Burke, R (8, 1)	B B F B X 3-1 1-2 3-H 1B		X 0-0 1B 1-2 1B		B B S C B F C 3-3 K ③		F C F X 0-2 5-3 ③			4 0	0 0	2 0	1 0	0 0	1 0	1 0
Otis Nixon, S (1, 8) OBP: 0.299, SLG: 0.286	B X 1-0 G3 ③		X 0-0 S 1-3 2-H 1B			B B B B 4-0 CS S BB		X 0-0 HR 1B		3	1	2	1	1	0	2
Bryn Smith, R (1, 1) OBP: 0.167, SLG: 0.152 Tom O'Malley, L (6, PH) Dave Martinez, L (7, 9) OBP: 0.297, SLG: 0.314		C C F F F B S 1-3 K ①	C S S 0-3 K ③ 1-2			C P B B B 4-1 1-3 1B HR BB 1-3		C B B S S 2-3 K ①		2 0 1	0 1 0	0 0 0	0 0 0	0 1 0	2 0 1	2 0 1
Inning Stats	R: 3 E: 0 K: 1 S: 16 H: 5 LOB: 2 BB: 0 P: 29	R: 1 E: 0 K: 1 S: 15 H: 1 LOB: 0 BB: 0 P: 22	R: 1 E: 0 K: 1 S: 12 H: 3 LOB: 2 BB: 0 P: 14	R: 0 E: 0 K: 1 S: 7 H: 0 LOB: 0 BB: 0 P: 9	R: 0 E: 0 K: 2 S: 11 H: 1 LOB: 1 BB: 0 P: 16	R: 3 E: 0 K: 0 S: 13 H: 2 LOB: 0 BB: 2 P: 25	R: 0 E: 0 K: 0 S: 8 H: 0 LOB: 0 BB: 0 P: 11	R: 2 E: 0 K: 2 S: 11 H: 2 LOB: 1 BB: 1 P: 18		1B: 9 2B: 2 3B: 0 HR: 3 SF: 0 SAC: 0 DP: 0 HBP: 0						

	AB	
	R	
	H	
	RBI	
	BB	
	SO	
	LOB	

	WP	0	PA	40
	PB	0		
	SB	3		
	CS	1		

PITCHER		IP	WLS	BF	H	R	ER	SO	BB	IBB	HBP	BLK	WP	HR	S	P	ERA	WHIP
Atlee Hammaker, L ERA: 4.2	(1, 1)	1.2	L	11	6	4	3	2	0	0	0	0	0	1	29	47	16.20	3.600
Lary Sorensen, R ERA: 2.08	(2, 1)	2.1		10	3	1	1	2	0	0	0	0	0	0	21	27	3.86	1.286
Jeff Brantley, R ERA: 5.25	(5, 1)	2.0		10	3	3	3	2	2	0	0	0	0	1	24	41	13.50	2.500
Joe Price, L ERA: 3.72	(7, 1)	2.0		9	2	2	2	2	1	0	0	0	0	1	19	29	9.00	1.500

PITCHER	IP	WLS	BF	H	R	ER	SO	BB	IBB	HBP	BLK	WP	HR	S	P	ERA	WHIP

Batter	1	2	3	4	5	6	7	8	9	10	11	12	13	AB	R	H	RBI	BB	SO	LOB
Brett Butler, L OBP: 0.392, SLG: 0.387	(1, 8)													6	1	1	0	0	1	3
Ernest Riles, L OBP: 0.292, SLG: 0.351	(1, 5)													4	1	0	0	0	1	3
Matt Williams, R OBP: 0.286, SLG: 0.461	(9, PH) (9, 5) (11, 6)													2	0	0	0	0	1	1
Will Clark, L OBP: 0.382, SLG: 0.508	(1, 3)													4	1	0	0	2	1	1
Kevin Mitchell, R OBP: 0.325, SLG: 0.453	(1, 7)													2	0	0	0	0	1	4
Kirt Manwaring, R OBP: 0.308, SLG: 0.344	(6, 2)													3	0	1	0	0	2	2
Mike Aldrete, L OBP: 0.363, SLG: 0.355	(1, 9)													5	0	0	0	0	0	4
Craig Lefferts, L	(10, 1)													1	0	0	0	0	1	1
Roger Samuels, L	(13, 1)													0	0	0	0	0	0	0
Chris Speier, R OBP: 0.327, SLG: 0.370	(1, 4)													2	0	0	0	0	2	1
Francisco Melendez, L OBP: 0.300, SLG: 0.300	(6, PH)													1	0	1	2	0	0	0
Robby Thompson, R OBP: 0.334, SLG: 0.392	(6, PR) (6, 4)													3	1	1	0	0	1	1
Bob Melvin, R OBP: 0.277, SLG: 0.396	(1, 2)													2	0	0	0	0	1	0
Joel Youngblood, R OBP: 0.322, SLG: 0.298	(6, PH) (6, 7)													3	0	0	0	0	0	2
Jose Uribe, S OBP: 0.292, SLG: 0.306	(1, 6)													4	0	1	1	1	0	2
Phil Garner, R	(11, 5)													0	0	0	0	0	0	0
Don Robinson, R OBP: 0.167, SLG: 0.200	(1, 1)													3	0	2	0	0	0	0
Scott Garrelts, R OBP: 0.091, SLG: 0.091	(7, 1)													1	0	0	0	0	1	1
Candy Maldonado, R OBP: 0.317, SLG: 0.380	(10, 9)													1	0	0	0	0	0	1
Inning Stats	R: 0 E: 0 K: 2 S: 12 H: 0 LOB: 1 BB: 0 P: 14	R: 0 E: 0 K: 1 S: 7 H: 0 LOB: 0 BB: 0 P: 11	R: 0 E: 0 K: 0 S: 12 H: 1 LOB: 1 BB: 0 P: 18	R: 0 E: 0 K: 1 S: 6 H: 0 LOB: 1 BB: 0 P: 11	R: 0 E: 0 K: 1 S: 7 H: 0 LOB: 0 BB: 0 P: 11	R: 3 E: 2 K: 1 S: 25 H: 2 LOB: 2 BB: 1 P: 36	R: 0 E: 0 K: 1 S: 10 H: 1 LOB: 2 BB: 1 P: 20	R: 0 E: 0 K: 1 S: 7 H: 0 LOB: 0 BB: 0 P: 9	R: 0 E: 0 K: 1 S: 12 H: 0 LOB: 1 BB: 1 P: 19	R: 0 E: 0 K: 2 S: 10 H: 0 LOB: 0 BB: 0 P: 12	R: 1 E: 0 K: 0 S: 8 H: 2 LOB: 0 BB: 0 P: 12	R: 0 E: 0 K: 1 S: 13 H: 0 LOB: 0 BB: 0 P: 20	R: 0 E: 0 K: 1 S: 8 H: 1 LOB: 1 BB: 0 P: 10	1B: 6 2B: 1 3B: 0 HR: 0 SF: 0 SAC: 1 DP: 0 HBP: 1	WP: 1 PB: 1 SB: 1 CS: 0 PA: 53						

PITCHER		IP	WLS	BF	H	R	ER	SO	BB	IBB	HBP	BLK	WP	HR	S	P	ERA	WHIP
Pascual Perez, R ERA: 2.34	(1, 1)	7.0		31	4	3	0	7	1	1	1	0	1	0	79	121	0.00	0.714
Jeff Parrett, R ERA: 2.25	(8, 1)	1.1		5	0	0	0	2	1	0	0	0	0	0	13	20	0.00	0.750
Joe Hesketh, L ERA: 3.1	(9, 1)	2.2		9	2	1	1	2	0	0	0	0	0	0	24	32	3.38	0.750
Andy McGaffigan, R ERA: 3.08	(12, 1)	2.0	W	7	1	0	0	2	0	0	0	0	0	0	21	30	0.00	0.500

TOP

San Francisco Giants @ Montreal Expos

Olympic Stadium, Montreal, QB

Sat Sep 03 1988, 7:05 PM EDT

Att. 16,563 - Dome - 77 F

livebaseballscorecards.com

AB	47
R	4
H	7
RBI	3
BB	3
SO	13
LOB	27

Batter	1	2	3	4	5	6	7	8	9	10	11	12	13	AB	R	H	RBI	BB	SO	LOB
Tim Raines, S (1, 7) OBP: 0.350, SLG: 0.431	G4-3		F8			2B	S 1B		1B		CS 1-2	6-3		6	1	3	1	0	0	0
Tom Foley, L (1, 4) OBP: 0.310, SLG: 0.376	L3		F5			F7	K 1-2		K			CS 1B		6	0	1	0	0	2	3
Andres Galarraga, R (1, 3) OBP: 0.357, SLG: 0.552	K		6-3			2B 2-H	IBB			F3		L9		5	0	1	1	1	1	1
Hubie Brooks, R (1, 9) OBP: 0.315, SLG: 0.436		6-3	G1-3			BB	6-3			F7			F3	5	0	0	0	1	0	2
Tim Wallach, R (1, 5) OBP: 0.298, SLG: 0.392		L8			K	L8	5-3			K			K	6	0	0	0	0	3	2
Dave Martinez, L (1, 8) OBP: 0.299, SLG: 0.320 Joe Hesketh, R (9, 1) Mike Fitzgerald, R (11, PH) OBP: 0.341, SLG: 0.393 Jeff Huson, L (11, PR) Andy McGaffigan, R (12, 1) Luis Rivera, R (13, PH) OBP: 0.279, SLG: 0.328		3B			G5-3 1B BB	F2	F7				WP SF9 SH1-4 1B		HR BB	3 0 1 0 1 0 2 0 0 0 0 0 0 0 1 0 1 0 0 0 0 0 1 0 0 0 0 0 0 0 0 0 0 0 0 0 1 0 0 1 0 0						
Nelson Santovenia, R (1, 2) OBP: 0.291, SLG: 0.407	6-3				G5-3		HR	6-3			SH1-4		HR	5	2	2	3	0	0	2
Rex Hudler, R (1, 6) OBP: 0.330, SLG: 0.459			F3		IBB		E1 1B		5-3		SF9			3	1	1	1	1	0	0
Pascual Perez, R (1, 1) OBP: 0.109, SLG: 0.024 Graig Nettles, L (7, PH) OBP: 0.264, SLG: 0.269 Jeff Parrett, R (8, 1) Otis Nixon, S (9, 8) OBP: 0.299, SLG: 0.286 Wallace Johnson, S (9, PH) OBP: 0.392, SLG: 0.397 Tracy Jones, R (10, 8) OBP: 0.333, SLG: 0.318			L9			1B	4-3		4-3		CS 1B			2 0 1 0 0 0 0 1 0 0 0 0 0 1 0 0 0 0 0 0 0 0 0 0 0 0 0 0 1 0 0 0 0 0 0 1 0 1 0 0 0 0						
Inning Stats	R: 0 E: 0 K: 1 S: 6 H: 0 LOB: 0 BB: 0 P: 9	R: 0 E: 0 K: 0 S: 9 H: 1 LOB: 1 BB: 0 P: 14	R: 0 E: 0 K: 0 S: 6 H: 0 LOB: 0 BB: 0 P: 6	R: 0 E: 0 K: 0 S: 8 H: 0 LOB: 0 BB: 0 P: 12	R: 0 E: 0 K: 1 S: 7 H: 1 LOB: 2 BB: 2 P: 17	R: 1 E: 0 K: 0 S: 14 H: 2 LOB: 2 BB: 1 P: 24	R: 2 E: 1 K: 1 S: 13 H: 3 LOB: 2 BB: 1 P: 22	R: 0 E: 0 K: 0 S: 10 H: 0 LOB: 0 BB: 0 P: 14	R: 0 E: 0 K: 1 S: 12 H: 1 LOB: 1 BB: 0 P: 15	R: 0 E: 0 K: 1 S: 6 H: 0 LOB: 0 BB: 0 P: 12	R: 1 E: 0 K: 0 S: 13 H: 2 LOB: 1 BB: 0 P: 15	R: 0 E: 0 K: 0 S: 8 H: 1 LOB: 0 BB: 0 P: 12	R: 2 E: 0 K: 1 S: 12 H: 1 LOB: 0 BB: 1 P: 21	1B: 7 2B: 2 3B: 1 HR: 2	SF: 1 SAC: 1 DP: 0 HBP: 0		WP: 1 PB: 0 SB: 1 CS: 2	PA: 53			

PITCHER		IP	WLS	BF	H	R	ER	SO	BB	IBB	HBP	BLK	WP	HR	S	P	ERA	WHIP
Don Robinson, R	(1, 1)	6.0		24	4	1	1	2	2	1	0	0	0	0	50	82	1.50	1.000
ERA: 2.54																		
Scott Garrelts, R	(7, 1)	3.0		14	4	2	1	2	0	1	0	0	0	1	35	51	3.00	1.333
ERA: 3.84																		
Craig Lefferts, L	(10, 1)	3.0		10	3	1	1	1	0	0	0	0	1	0	27	39	3.00	1.000
ERA: 3.28																		
Roger Samuels, L	(13, 1)	0.2	L	4	1	2	2	1	1	0	0	0	0	1	12	21	27.00	3.000
ERA: 5.91																		

PITCHER	IP	WLS	BF	H	R	ER	SO	BB	IBB	HBP	BLK	WP	HR	S	P	ERA	WHIP

BOTTOM

San Francisco Giants @ Montreal Expos

Olympic Stadium, Montreal, QB

Sat Sep 03 1988, 7:05 PM EDT

Att. 16,563 - Dome - 77 F

livebaseballscorecards.com

AB	45
R	6
H	12
RBI	6
BB	5
SO	6
LOB	13

San Francisco Giants @ Montreal Expos

Olympic Stadium, Montreal, QB

Sun Sep 04 1988, 3:33 AM EDT

Att. 27,395 - Dome - 77 F

TOP

livebaseballscorecards.com

Batter	1	2	3	4	5	6	7	8	9	AB	R	H	RBI	BB	SO	LOB
Donell Nixon, R (1, 8) OBP: 0.400, SLG: 0.391	C S X 0-2 F9		C X 0-1 G5-4-3 1-2f		S B F B B X 3-2 FC5-4 E 1B G3 1-2f 2-3		F X 0-1 P6		B F B X 2-1 L9	4	1	0	0	0	0	3
Brett Butler, L (9, PH) OBP: 0.391, SLG: 0.387										1	0	0	0	0	0	0
Robby Thompson, R (1, 4) OBP: 0.337, SLG: 0.393	B B F F B X 3-2 L9		C F B B F B F B 4-2 CS BB		F 1 SAFE B C B X 2-2 E5 G3 1-3 3-H 1B		B B X 2-0 E 1B 1B		S C X 0-2 4-3	4	0	2	1	1	0	0
Francisco Melendez, L (1, 3) OBP: 0.267, SLG: 0.214	C B B S B B 4-2 BB		B S 1 SAFE 1 SAFE 1 SAFE P 2-1 CS 1-2	B B C F X 2-2 4-3	F S X 0-2 G3 2-3 3-H		F X 0-1 F7		X 0-0 4-3	4	0	0	1	1	0	2
Kevin Mitchell, R (1, 7) OBP: 0.326, SLG: 0.452	C B 1 SAFE X 1-1 F8			B B C B B 4-1 G3 1B BB	X 0-0 L3		B 1 SAFE X 1-0 1-2 1B			3	0	1	0	1	0	2
Candy Maldonado, R (1, 9) OBP: 0.319, SLG: 0.380		F B B B F B 4-2 L6-4 CI BB		C F 1 SAFE 1 SAFE X 0-2 G3 1-2 1B		C B B S B X 3-2 5-3	F B S B 1 B X 3-2 F8 2-3			3	0	1	0	1	0	2
Ernest Riles, L (1, 5) OBP: 0.291, SLG: 0.350		F C 1 SAFE B C 1-3 K		F F X 0-2 G3 1-2 2-3		C B C X 1-2 6-3 S 1B		B F X 1-1 F8		4	0	1	0	0	1	3
Kirt Manwaring, R (1, 2) OBP: 0.299, SLG: 0.333	B F X 1-1 CI 1-2			B X 1-0 6-3	S S B X 1-2 6-3 1-3			B X 1-0 P7		2	0	0	0	0	0	3
Mike Aldrete, L (8, PH) OBP: 0.362, SLG: 0.354										1	0	0	0	0	0	0
Bob Melvin, R (8, 2) OBP: 0.277, SLG: 0.396										0	0	0	0	0	0	0
Jose Uribe, S (1, 6) OBP: 0.296, SLG: 0.309		B B X 2-0 L6-4 2-3			B X 1-0 FC5-4 BB 1B 1B		I I I 4-0 IBB		C M B F X 1-2 1B	3	1	2	0	1	0	2
Rick Reuschel, R (1, 1) OBP: 0.133, SLG: 0.121			C C F X 0-2 G5-4-3 1B		B 1 SAFE L B L P B 4-2 FC5-4 1-2 BB		S X 0-1 P4		C F S 0-3 K	2	0	1	0	1	0	2
Will Clark, L (8, PH) OBP: 0.381, SLG: 0.507										1	0	0	0	0	1	1
Roger Samuels, L (8, 1)										0	0	0	0	0	0	0
Inning Stats	R: 0 E: 0 K: 0 S: 10 H: 0 LOB: 1 BB: 1 P: 18	R: 0 E: 1 K: 1 S: 8 H: 0 LOB: 1 BB: 1 P: 16	R: 0 E: 0 K: 0 S: 12 H: 1 LOB: 0 BB: 1 P: 17	R: 0 E: 0 K: 0 S: 11 H: 1 LOB: 2 BB: 1 P: 18	R: 2 E: 1 K: 0 S: 14 H: 2 LOB: 1 BB: 1 P: 23	R: 0 E: 0 K: 0 S: 11 H: 1 LOB: 2 BB: 1 P: 20	R: 0 E: 1 K: 0 S: 9 H: 2 LOB: 2 BB: 0 P: 15	R: 0 E: 0 K: 1 S: 10 H: 1 LOB: 1 BB: 0 P: 13	R: 0 E: 0 K: 0 S: 6 H: 0 LOB: 0 BB: 0 P: 8	1B: 8 2B: 1 3B: 0 HR: 0 SF: 0 SAC: 0 DP: 2 HBP: 0						

AB	32
R	2
H	8
RBI	2
BB	6
SO	2
LOB	20

WP: 0 PB: 0 SB: 1 CS: 1 PA: 40

PITCHER		IP	WLS	BF	H	R	ER	SO	BB	IBB	HBP	BLK	WP	HR	S	P	ERA	WHIP
Brian Holman, R ERA: 3.13	(1, 1)	7.0	W	32	7	2	1	1	5	1	0	0	0	0	75	127	1.29	1.714
Tim Burke, R ERA: 3.25	(8, 1)	2.0	S	7	1	0	0	1	0	0	0	0	0	0	16	21	0.00	0.500

PITCHER	IP	WLS	BF	H	R	ER	SO	BB	IBB	HBP	BLK	WP	HR	S	P	ERA	WHIP

Batter	1	2	3	4	5	6	7	8	9	AB	R	H	RBI	BB	SO	LOB
Otis Nixon, S (1, 8) OBP: 0.298, SLG: 0.286	B X 1-0 ① 4-3			B X 1-0 1B 2B 1B	C F C 0-3 ② K			X 0-0 ② 6-3		4	1	1	0	0	1	0
Tracy Jones, R (1, 7) OBP: 0.337, SLG: 0.319	C B B X 2-1 ② 1-3			B B 1 SAFE F 1 SAFE 1 SAFE B F 1 SAFE 3-2 X ① F8	F B F X 1-2 ③ 1B			F B F B H 3-2 HBP		3	0	1	0	0	0	1
Dave Martinez, L (1, 9) OBP: 0.301, SLG: 0.322	B X 1-0 ③ 4-3			1 SAFE P P X 2-0 1-3 2B 1B		B X 1-0 G5-4-3 1B		1 SAFE B B 1 SAFE 1 SAFE B C 1 SAFE 1 SAFE 3-3 S F F S ③ K		4	1	2	0	0	1	1
Andres Galarraga, R (1, 3) OBP: 0.357, SLG: 0.553		C S X 0-2 ① 5-3		S B B S X 2-2 G3 2B 2B 2-H 3-H		1 SAFE F 1 SAFE X 0-1 ① ② G5-4-3 1-2f				3	1	1	2	0	0	1
Graig Nettles, L (1, 5) OBP: 0.256, SLG: 0.259 Tim Wallach, R (7, 5) OBP: 0.298, SLG: 0.392		C S F S 0-3 ② K		S X 0-1 ② G3 2-3		B C B B S S 3-3 ③ K				3 0	0 0	0 0	0 0	0 0	2 0	1 0
Tom Foley, L (1, 4) OBP: 0.311, SLG: 0.379		X 0-0 ③ 4-3		S X 0-1 1B 2B 3-H			X 0-0 ① P4			3	0	1	1	0	0	0
Mike Fitzgerald, R (1, 2) OBP: 0.349, SLG: 0.400 Tim Burke, R (8, 1)		F C B B S 2-3 ① K		B X 1-0 1B 2-3			X 0-0 G6-4-3 1B			3 0	0 0	2 0	0 0	0 0	1 0	0 0
Rex Hudler, R (1, 6) OBP: 0.324, SLG: 0.451		C F S 0-3 ② K		B S B F X 2-2 ③ 1-3			1 SAFE X 0-0 ② ③ G6-4-3 1-2f			3	0	0	0	0	1	3
Brian Holman, R (1, 1) OBP: 0.136, SLG: 0.136 Nelson Santovenia, R (8, 2) OBP: 0.290, SLG: 0.405		S C F S 0-3 ③ K2-3			F L B X 1-2 ① 1-3			C S B B X 2-2 ① 4-3		2 1	0 0	0 0	0 0	0 0	1 0	0 0
Inning Stats	R: 0 E: 0 K: 0 S: 4 H: 0 LOB: 0 BB: 0 P: 8	R: 0 E: 0 K: 1 S: 8 H: 0 LOB: 0 BB: 0 P: 8	R: 0 E: 0 K: 3 S: 10 H: 0 LOB: 0 BB: 0 P: 12	R: 3 E: 0 K: 0 S: 18 H: 5 LOB: 2 BB: 0 P: 27	R: 0 E: 0 K: 1 S: 10 H: 1 LOB: 1 BB: 0 P: 12	R: 0 E: 0 K: 1 S: 6 H: 1 LOB: 0 BB: 0 P: 10	R: 0 E: 0 K: 0 S: 3 H: 1 LOB: 0 BB: 0 P: 3	R: 0 E: 0 K: 1 S: 11 H: 0 LOB: 1 BB: 0 P: 19		1B: 6 2B: 2 3B: 0 HR: 0 SF: 0 SAC: 0 DP: 2 HBP: 1						

PITCHER		IP	WLS	BF	H	R	ER	SO	BB	IBB	HBP	BLK	WP	HR	S	P	ERA	WHIP
Rick Reuschel, R ERA: 3.09	(1, 1)	7.0	L	26	8	3	3	6	0	0	0	0	0	0	59	80	3.86	1.143
Roger Samuels, L ERA: 5.4	(8, 1)	1.0		4	0	0	0	1	0	0	1	0	0	0	11	19	0.00	0.000

PITCHER	IP	WLS	BF	H	R	ER	SO	BB	IBB	HBP	BLK	WP	HR	S	P	ERA	WHIP

BOTTOM

San Francisco Giants @ Montreal Expos

Olympic Stadium, Montreal, QB

Sun Sep 04 1988, 3:33 AM EDT
Att. 27,395 - Dome - 77 F

livebaseballscorecards.com

AB	29
R	3
H	8
RBI	3
BB	0
SO	7
LOB	7

Batter	1	2	3	4	5	6	7	8	9	AB	R	H	RBI	BB	SO	LOB
Tracy Jones, R (1, 7) OBP: 0.335, SLG: 0.317	C B X 1-1 ① G6-3			B B C X 2-1 ① G6-3		X 0-0 ③ G5-3			B C S X 1-2 FC4 1B	4	0	1	0	0	0	0
Dave Martinez, L (1, 8) OBP: 0.301, SLG: 0.321	B C B X 2-1 ② G1-3			S B B X 2-1 ② P5			B X 1-0 S 1B 1B		L C F B B X 2-2 ① FC4 BB 1B 1-2f G1-2-3	4	1	1	0	0	0	1
Andres Galarraga, R (1, 3) OBP: 0.356, SLG: 0.550	B B F S S 2-3 ③ K			C B F X 1-2 ③ G6-3			B X 1-0 ① F8		X 0-0 BB 1-2 1B	4	0	1	0	0	1	1
Hubie Brooks, R (1, 9) OBP: 0.315, SLG: 0.433		C B X 1-1 ① G5-3			X 0-0 ① G6-3		B C F F B 1 SAFE X 2-2 ② L7		B F B B F B 1-2 2-3 BB	3	0	0	0	1	0	1
Tim Wallach, R (1, 5) OBP: 0.299, SLG: 0.395		X 0-0 ② G6-3			B B F F X 2-2 1B 2B		B X 1-0 1-H 1B		B B B B C X 3-1 ② ③ G1-2-3 3-Hf	4	1	2	1	0	0	3
Tom Foley, L (1, 4) OBP: 0.311, SLG: 0.378		C T F T F S 0-3 ③ K2-3			F B B C X 2-2 CS 2-H 1B		F X 0-1 ③ G4-3			3	0	1	1	0	1	1
Nelson Santovenia, R (1, 2) OBP: 0.290, SLG: 0.402			F X 0-1 ① G5-3		B F B B B 4-1 ② CS 1-2 BB			B B C B X 3-1 ① G5-3		2	0	0	0	1	0	0
Rex Hudler, R (1, 6) OBP: 0.319, SLG: 0.443			B C B S F X 2-2 ② L6		C F F B F B 2-2 ③ CS 1-2	F B S B S 2-3 ① K		B B C X 2-1 ② F7		3	0	0	0	0	1	0
John Dopson, L (1, 1) OBP: 0.091, SLG: 0.093			S F S 0-3 ③ K			S B F S 1-3 ② K		X 0-0 ③ P7		2	0	0	0	0	2	0
Jeff Parrett, R (7, 1)										0	0	0	0	0	0	0
Wallace Johnson, S (8, PH) OBP: 0.377, SLG: 0.391										1	0	0	0	0	0	0
Mike Smith, R (8, 1)										0	0	0	0	0	0	0
Inning Stats	R: 0 E: 0 K: 1 S: 7 H: 0 LOB: 0 BB: 0 P: 12	R: 0 E: 0 K: 1 S: 8 H: 0 LOB: 0 BB: 0 P: 9	R: 0 E: 0 K: 1 S: 9 H: 0 LOB: 0 BB: 0 P: 11	R: 0 E: 0 K: 0 S: 7 H: 0 LOB: 0 BB: 0 P: 12	R: 1 E: 0 K: 0 S: 12 H: 2 LOB: 0 BB: 1 P: 22	R: 0 E: 0 K: 2 S: 7 H: 0 LOB: 0 BB: 0 P: 10	R: 1 E: 0 K: 0 S: 9 H: 2 LOB: 1 BB: 0 P: 14	R: 0 E: 0 K: 0 S: 5 H: 0 LOB: 0 BB: 0 P: 10	R: 0 E: 0 K: 0 S: 12 H: 2 LOB: 2 BB: 1 P: 22	1B: 5 2B: 1 3B: 0 HR: 0 SF: 0 SAC: 0 DP: 1 HBP: 0						

TOP

Montreal Expos @ St. Louis Cardinals

Busch Stadium, St. Louis, MO

Mon Sep 05 1988, 7:05 PM CDT

Att. 25,782 - Sunny - 70 F

livebaseballscorecards.com

AB	30
R	2
H	6
RBI	2
BB	2
SO	5
LOB	7

WP: 0 PB: 0 SB: 1 CS: 2 PA: 33

PITCHER		IP	WLS	BF	H	R	ER	SO	BB	IBB	HBP	BLK	WP	HR	S	P	ERA	WHIP
Scott Terry, R ERA: 2.73	(1, 1)	7.0	W	24	4	2	2	5	1	0	0	0	0	0	59	90	2.57	0.714
Todd Worrell, R ERA: 3.12	(8, 1)	2.0		8	2	0	0	0	1	0	0	0	0	0	17	32	0.00	1.500

PITCHER	IP	WLS	BF	H	R	ER	SO	BB	IBB	HBP	BLK	WP	HR	S	P	ERA	WHIP

Montreal Expos @ St. Louis Cardinals

Busch Stadium, St. Louis, MO

Mon Sep 05 1988, 7:05 PM CDT

Att. 25,782 - Sunny - 70 F

BOTTOM

livebaseballscorecards.com

Batter	1	2	3	4	5	6	7	8	9	AB	R	H	RBI	BB	SO	LOB
Vince Coleman, S (1, 8) OBP: 0.309, SLG: 0.340	C S B S 1-3 K ①		C B F X 1-2 G4-3 ③		B F B 3 F S SAFE 2-3 K ②		B B X 2-0 SH5-4 ① 2-3			3	0	0	0	0	2	3
Ozzie Smith, S (1, 6) OBP: 0.341, SLG: 0.325	F C B B X 2-2 G4-3 ②			X 0-0 L1 ①	B F B B F F B 4-2 S 1B BB 1-2 2-3 3-H		B P X 2-0 SH1 ② 3-H			2	0	0	2	1	0	0
Pedro Guerrero, R (1, 3) OBP: 0.376, SLG: 0.425	C F B S 1-3 K ③			X 0-0 F9 ②	C B B F F F X 2-2 S 1B 1-2 2-H 3-H		C X 0-1 HR			4	1	2	3	0	1	0
Denny Walling, L (1, 7) OBP: 0.298, SLG: 0.328 Todd Worrell, R (8, 1)		X 0-0 P8 ①		B C X 1-1 G4-3 ③	C S F F X 0-2 G3 ③ 1-2 2-3		B F B C F X 2-2 F8 ③			4 0	0 0	0 0	0 0	0 0	0 0	2 0
Tom Brunansky, R (1, 9) OBP: 0.353, SLG: 0.433		B C B B X 3-1 F8 ②			B B B C B 4-1 E E E BB	B X 1-0 G3-1 CS 2B		C C B F F X 1-2 F9 ①		3	1	1	0	1	0	0
Terry Pendleton, S (1, 5) OBP: 0.293, SLG: 0.364		X 0-0 3B			B X 1-0 L7 ①	F B X 1-1 G3-1 ① 2-3		B B B B 4-0 P9-3 BB		3	0	1	0	1	0	2
José Oquendo, S (1, 4) OBP: 0.354, SLG: 0.370	B C C B S 2-3 K ③				B X 1-0 E6 E E BB 1-2	B S B B F F B 5-2 ② 3-H BB		X 0-0 P9-3 ②③ 1-2f		3	1	0	0	1	1	3
Tony Peña, R (1, 2) OBP: 0.296, SLG: 0.353			B S S C T B X 2-2 P5 ①		X 0-0 E5 BB E 1B 1-2 2-3	B S C P X 2-2 P6 ③				3	1	0	0	0	0	3
Scott Terry, R (1, 1) OBP: 0.111, SLG: 0.111 Curt Ford, L (7, PH) OBP: 0.237, SLG: 0.255 (8, 7)			S F B S 1-3 K ②		F B X 1-1 E6 BB 1B 1-2 2-3 3-H		B B F X 2-1 SH5-4 SH1 2B			2 1	1 1	0 1	1 0	0 0	1 0	2 0
Inning Stats	R: 0 H: 0 E: 0 LOB: 0 K: 2 BB: 0 S: 9 P: 13	R: 0 H: 1 E: 0 LOB: 1 K: 1 BB: 0 S: 7 P: 12	R: 0 H: 0 E: 0 LOB: 0 K: 1 BB: 0 S: 10 P: 14	R: 0 H: 0 E: 0 LOB: 0 K: 0 BB: 0 S: 4 P: 5	R: 4 H: 1 E: 3 LOB: 2 K: 1 BB: 2 S: 22 P: 37	R: 0 H: 1 E: 0 LOB: 1 K: 0 BB: 1 S: 10 P: 17	R: 2 H: 2 E: 0 LOB: 0 K: 0 BB: 0 S: 11 P: 18	R: 0 H: 0 E: 0 LOB: 0 K: 0 BB: 1 S: 6 P: 11		1B: 1 2B: 3 3B: 1 HR: 1	SF: 0 SAC: 2 DP: 1 HBP: 0			WP: 0 PB: 0 SB: 2 CS: 1	PA: 34	

	AB	28
	R	6
	H	5
	RBI	6
	BB	4
	SO	5
	LOB	15

PITCHER		IP	WLS	BF	H	R	ER	SO	BB	IBB	HBP	BLK	WP	HR	S	P	ERA	WHIP
John Dopson, R ERA: 2.91	(1, 1)	6.0	L	27	4	5	1	5	3	0	0	0	0	0	64	102	1.50	1.167
Jeff Parrett, R ERA: 2.34	(7, 1)	1.0		4	1	1	1	0	0	0	0	0	0	1	9	14	9.00	1.000
Mike Smith, R ERA:	(8, 1)	1.0		3	0	0	0	0	1	0	0	0	0	0	6	11	0.00	1.000

PITCHER	IP	WLS	BF	H	R	ER	SO	BB	IBB	HBP	BLK	WP	HR	S	P	ERA	WHIP

Batter	1	2	3	4	5	6	7	8	9	AB	R	H	RBI	BB	SO	LOB
Tracy Jones, R (1, 7) OBP: 0.333, SLG: 0.315	B S F S 1-3 ① K		C S F B X 1-2 ③ G1-3			C F F X 0-2 ③ G5-3			S B S F X 1-2 1B	4	0	1	0	0	1	1
Dave Martinez, L (1, 8) OBP: 0.300, SLG: 0.323	B S C B X 2-2 ② P5			C B B F F S 2-3 ① K			B X 1-0 G4-3 2B		C B B C B X 3-2 ② F8	4	0	1	0	0	1	1
Andres Galarraga, R (1, 3) OBP: 0.354, SLG: 0.546	B B F B X 3-1 ③ G4-3			C B B F C 2-3 ② K			S X 0-1 ① G5-3		S S B S 1-3 ③ K	4	0	0	0	0	2	2
Hubie Brooks, R (1, 9) OBP: 0.313, SLG: 0.431		B B C T F X 2-2 ① P2		X 0-0 ③ P3			B C B B C X 3-2 ② G4-3 2-3			3	0	0	0	0	0	1
Tim Wallach, R (1, 5) OBP: 0.297, SLG: 0.393		B C S S S 1-3 ② K			F F B S 1-3 ① K		C B X 1-1 ③ F9			3	0	0	0	0	2	1
Tom Foley, L (1, 4) OBP: 0.311, SLG: 0.376 Rex Hudler, R (8, PR) OBP: 0.319, SLG: 0.443 (8, 4)		B X 1-0 ③ G4-3			S F B F B F F X 2-2 ② F7			B C F B F B B 4-2 CS BB		2 0	0 0	0 0	0 0	1 0	0 0	0 0
Nelson Santovenia, R (1, 2) OBP: 0.287, SLG: 0.397			S B S B S 2-3 ① K		B F X 1-1 ③ L6			B C F B B S 3-3 ① ② K 1-2		3	0	0	0	0	2	1
Luis Rivera, R (1, 6) OBP: 0.279, SLG: 0.331			C X 0-1 2B			B S B S F S 2-3 ① K		C B S S 1-3 ③ K		3	0	1	0	0	2	1
Dennis Martinez, R (1, 1) OBP: 0.211, SLG: 0.216 Wallace Johnson, S (9, PH) OBP: 0.372, SLG: 0.386			B S B S F B X 3-2 ② G6-3			F C C 0-3 ② K			B F S S C B S 2-3 ① K	2 1	0 0	0 0	0 0	0 0	1 1	1 0
Inning Stats	R: 0 H: 0 E: 0 LOB: 0 K: 1 BB: 0 S: 8 P: 14	R: 0 H: 0 E: 0 LOB: 0 K: 1 BB: 0 S: 8 P: 12	R: 0 H: 1 E: 0 LOB: 1 K: 1 BB: 0 S: 13 P: 19	R: 0 H: 0 E: 0 LOB: 0 K: 2 BB: 0 S: 8 P: 12	R: 0 H: 0 E: 0 LOB: 0 K: 1 BB: 0 S: 11 P: 15	R: 0 H: 0 E: 0 LOB: 0 K: 2 BB: 0 S: 11 P: 13	R: 0 H: 1 E: 0 LOB: 1 K: 0 BB: 0 S: 8 P: 13	R: 0 H: 0 E: 0 LOB: 1 K: 2 BB: 1 S: 9 P: 17	R: 0 H: 1 E: 0 LOB: 1 K: 2 BB: 0 S: 13 P: 20	1B: 1 SF: 0 2B: 2 SAC: 0 3B: 0 DP: 0 HR: 0 HBP: 0					WP: 0 PA: 30 PB: 0 SB: 0 CS: 1	

PITCHER	IP	WLS	BF	H	R	ER	SO	BB	IBB	HBP	BLK	WP	HR	S	P	ERA	WHIP
Jose DeLeon, R (1, 1) ERA: 3.85	9.0	W	30	3	0	0	12	1	0	0	0	0	0	89	135	0.00	0.444

PITCHER	IP	WLS	BF	H	R	ER	SO	BB	IBB	HBP	BLK	WP	HR	S	P	ERA	WHIP

TOP

Montreal Expos @ St. Louis Cardinals

Busch Stadium, St. Louis, MO

Tue Sep 06 1988, 7:05 PM CDT
Att. 18,902 - Unknown - 72 F

livebaseballscorecards.com

AB	29
R	0
H	3
RBI	0
BB	1
SO	12
LOB	9

Batter	1	2	3	4	5	6	7	8	9	AB	R	H	RBI	BB	SO	LOB
Vince Coleman, S (1, 8) OBP: 0.309, SLG: 0.339	S B F X 1-2 L6 ①		C F B F B B X 3-2 S BB 1B 2-H		C S S 0-3 K ③			M C B F B F B F F 3-2 X G6-3 ③		4	0	1	1	0	1	1
Ozzie Smith, S (1, 6) OBP: 0.341, SLG: 0.323	C B X 1-1 L1 ②		1 SAFE P 1 SAFE P 1 SAFE 1 SAFE 1 SAFE B 4-1 C 1 SAFE 1 SAFE B S BB 1-2			F C B X 1-2 F7 ①				2	0	0	0	1	0	0
Pedro Guerrero, R (1, 3) OBP: 0.373, SLG: 0.420	B C X 1-1 L8 ③		S B B F B S 3-3 K ③ 1-2 2-3			B B F X 2-1 G4-3 ②				3	0	0	0	0	1	2
Denny Walling, L (1, 7) OBP: 0.293, SLG: 0.323		X 0-0 P4 ①		C F B B X 2-2 P6 ①		S B B B X 3-1 L3 ③				3	0	0	0	0	0	0
Tom Brunansky, R (1, 9) OBP: 0.352, SLG: 0.431		C F X 0-2 G4-3 ②		C F F S 0-3 K ②			F L B F X 1-2 P2 ①			3	0	0	0	0	1	0
Terry Pendleton, S (1, 5) OBP: 0.290, SLG: 0.361		B C X 1-1 G4-3 ③		X 0-0 G3-1 ③			X 0-0 G3-1 ②			3	0	0	0	0	0	0
José Oquendo, S (1, 4) OBP: 0.354, SLG: 0.368			C B B B B 4-1 G1-6-3 BB		F B B B F X 2-2 F7 ①		B F B B F X 2-2 G3-4-1 ③			2	0	0	0	1	0	0
Tony Peña, R (1, 2) OBP: 0.294, SLG: 0.351			X 0-0 G1-6-3 ① ② 1-2f		C C F X 0-2 P6 ②			C C C 0-3 K ①		3	0	0	0	0	1	1
Jose DeLeon, R (1, 1) OBP: 0.175, SLG: 0.177			C B X 1-1 1B 2B		B X 1-0 1B			C X 0-1 G4-3 ②		3	1	2	0	0	0	0
Inning Stats	R: 0 H: 0 E: 0 LOB: 0 K: 0 BB: 0 S: 7 P: 10	R: 0 H: 0 E: 0 LOB: 0 K: 0 BB: 0 S: 6 P: 7	R: 1 H: 2 E: 0 LOB: 2 K: 1 BB: 2 S: 14 P: 27	R: 0 H: 0 E: 0 LOB: 0 K: 1 BB: 0 S: 8 P: 10	R: 0 H: 1 E: 0 LOB: 1 K: 1 BB: 0 S: 11 P: 14	R: 0 H: 0 E: 0 LOB: 0 K: 0 BB: 0 S: 7 P: 13	R: 0 H: 0 E: 0 LOB: 0 K: 0 BB: 0 S: 8 P: 11	R: 0 H: 0 E: 0 LOB: 0 K: 1 BB: 0 S: 12 P: 15		1B: 2 SF: 0 2B: 1 SAC: 0 3B: 0 DP: 1 HR: 0 HBP: 0						

PITCHER	IP	WLS	BF	H	R	ER	SO	BB	IBB	HBP	BLK	WP	HR	S	P	ERA	WHIP
Dennis Martinez, R (1, 1) ERA: 2.38	8.0	L	28	3	1	1	4	2	0	0	0	0	0	73	107	1.12	0.625

PITCHER	IP	WLS	BF	H	R	ER	SO	BB	IBB	HBP	BLK	WP	HR	S	P	ERA	WHIP

BOTTOM

Montreal Expos @ St. Louis Cardinals

Busch Stadium, St. Louis, MO

Tue Sep 06 1988, 7:05 PM CDT
Att. 18,902 - Unknown - 72 F

livebaseballscorecards.com

AB	26
R	1
H	3
RBI	1
BB	2
SO	4
LOB	4

Batter	1	2	3	4	5	6	7	8	9	AB	R	H	RBI	BB	SO	LOB
Tracy Jones, R (1, 7) OBP: 0.332, SLG: 0.314	4-3		K		F8		E7 1-H 1B			4	0	1	1	0	1	2
Dave Martinez, L (1, 8) OBP: 0.297, SLG: 0.319	F7			F8	K		F8			4	0	0	0	0	1	3
Andy McGaffigan, R (7, 1)										0	0	0	0	0	0	0
Andres Galarraga, R (1, 3) OBP: 0.351, SLG: 0.542	L8			4-3		4-3		6-3		4	0	0	0	0	0	0
Hubie Brooks, R (1, 9) OBP: 0.313, SLG: 0.429		FC4 1B		K		P4		6-3		4	0	1	0	0	1	0
Tom Foley, L (1, 4) OBP: 0.310, SLG: 0.374		FC4 1B 1-2f			1B 1B 1B	4-3		F7		4	1	1	0	0	0	1
Tom O'Malley, L (1, 5) OBP: 0.600, SLG: 0.500		G4-6-3 1-2 1B			1B SF9 1-3 1B		2-3		K	4	1	2	0	0	1	0
Mike Fitzgerald, R (1, 2) OBP: 0.346, SLG: 0.395		G4-6-3 1-2f			1B 1-3 3-H 1B		F9		F5	4	0	1	1	0	0	2
Luis Rivera, R (1, 6) OBP: 0.279, SLG: 0.330			K		SF9 3-H		E 1B BB		K	1	0	0	0	0	1	0
Graig Nettles, L (5, PH) OBP: 0.253, SLG: 0.259										0	0	0	1	0	0	0
Rich Sauveur, L (5, 1)										0	0	0	0	0	0	0
Otis Nixon, S (7, PH) OBP: 0.301, SLG: 0.286										0	1	0	0	1	0	0
(7, 8)																
Tim Wallach, R (9, PH) OBP: 0.297, SLG: 0.392										1	0	0	0	0	1	0
Bryn Smith, R (1, 1) OBP: 0.163, SLG: 0.149			K		1-2		S E 1-H 1B			1	0	0	0	0	1	0
Jeff Huson, L (5, PH) OBP: 0.667, SLG: 0.667										2	1	2	1	0	0	0
(5, 6)																
Inning Stats	R: 0 E: 0 K: 0 S: 3 H: 0 LOB: 0 BB: 0 P: 7	R: 0 E: 0 K: 0 S: 8 H: 2 LOB: 1 BB: 0 P: 12	R: 0 E: 0 K: 3 S: 9 H: 0 LOB: 0 BB: 0 P: 12	R: 0 E: 0 K: 1 S: 6 H: 0 LOB: 0 BB: 0 P: 8	R: 2 E: 0 K: 1 S: 17 H: 4 LOB: 2 BB: 0 P: 27	R: 0 E: 0 K: 0 S: 6 H: 0 LOB: 0 BB: 0 P: 8	R: 2 E: 2 K: 0 S: 11 H: 2 LOB: 1 BB: 1 P: 23	R: 0 E: 0 K: 0 S: 5 H: 0 LOB: 0 BB: 0 P: 6	R: 0 E: 0 K: 2 S: 10 H: 0 LOB: 0 BB: 0 P: 16	1B: 8 2B: 0 3B: 0 HR: 0 SF: 1 SAC: 0 DP: 1 HBP: 0						

PITCHER		IP	WLS	BF	H	R	ER	SO	BB	IBB	HBP	BLK	WP	HR	S	P	ERA	WHIP
Doug Drabek, R ERA: 3.17	(1, 1)	6.2	W	27	7	4	4	5	1	0	0	0	0	0	57	90	5.40	1.200
Jeff Robinson, R ERA: 3.18	(7, 1)	1.1		5	1	0	0	0	0	0	0	0	0	0	8	13	0.00	0.750
Jim Gott, R ERA: 3.26	(9, 1)	1.0	S	3	0	0	0	2	0	0	0	0	0	0	10	16	0.00	0.000

PITCHER	IP	WLS	BF	H	R	ER	SO	BB	IBB	HBP	BLK	WP	HR	S	P	ERA	WHIP

TOP

Montreal Expos @ Pittsburgh Pirates

Three Rivers Stadium, Pittsburgh, PA

Wed Sep 07 1988, 7:05 PM EDT

Att. 16,494 - Unknown - 70 F

livebaseballscorecards.com

AB	33
R	4
H	8
RBI	4
BB	1
SO	7
LOB	8

PA: 35

WP: 0
PB: 0
SB: 1
CS: 0

Montreal Expos @ Pittsburgh Pirates

Three Rivers Stadium, Pittsburgh, PA

Wed Sep 07 1988, 7:05 PM EDT

Att. 16,494 - Unknown - 70 F

livebaseballscorecards.com

BOTTOM

Batter	1	2	3	4	5	6	7	8	9	AB	R	H	RBI	BB	SO	LOB
Barry Bonds, L (1, 7) OBP: 0.365, SLG: 0.502	E4	F7		1B			G3			4	1	1	1	0	0	1
Ken Oberkfell, L (1, 4) OBP: 0.328, SLG: 0.369	FC5-4 1B	G3		4-3			K			4	0	1	0	0	1	2
Rafael Belliard, R (8, 4) OBP: 0.286, SLG: 0.244										0	0	0	0	0	0	0
(9, 6)																
R.J. Reynolds, S (1, 9) OBP: 0.286, SLG: 0.373	FC5-4		1B		K		1B			4	1	2	1	0	1	1
Bobby Bonilla, S (1, 5) OBP: 0.362, SLG: 0.467	SF8		L8		6-3		L4			3	0	0	1	0	0	2
Glenn Wilson, R (1, 8) OBP: 0.283, SLG: 0.318	F8		F9		1B			G3 1B		4	0	2	0	0	0	1
Sid Bream, L (1, 3) OBP: 0.332, SLG: 0.413		4-3	5-3		4-3			G3		4	0	0	0	0	0	3
Michael LaValliere, L (1, 2) OBP: 0.362, SLG: 0.340		S HBP E 1B		G3		K		G6-3 IBB		3	1	1	0	1	1	0
Felix Fermin, R (1, 6) OBP: 0.365, SLG: 0.333		S 1B HBP		1B 3B		1-3		G6-3		2	2	1	0	0	0	0
Benny Distefano, L (8, PH)										1	0	0	0	0	0	2
Jim Gott, R (9, 1)										0	0	0	0	0	0	0
Doug Drabek, R (1, 1) OBP: 0.211, SLG: 0.279		1B		K		6-3				3	0	1	1	0	1	1
Jeff Robinson, R (7, 1) OBP: 0.133, SLG: 0.071										0	0	0	0	0	0	0
Jose Lind, R (9, 4) OBP: 0.292, SLG: 0.308										0	0	0	0	0	0	0
Inning Stats	R: 2 E: 1 K: 0 S: 10 H: 1 LOB: 0 BB: 0 P: 16	R: 2 E: 0 K: 0 S: 12 H: 2 LOB: 1 BB: 0 P: 20	R: 0 E: 0 K: 0 S: 7 H: 1 LOB: 1 BB: 0 P: 8	R: 1 E: 0 K: 1 S: 12 H: 2 LOB: 1 BB: 0 P: 16	R: 0 E: 0 K: 1 S: 8 H: 1 LOB: 1 BB: 0 P: 10	R: 0 E: 0 K: 1 S: 7 H: 0 LOB: 0 BB: 0 P: 9	R: 0 E: 0 K: 1 S: 13 H: 1 LOB: 1 BB: 0 P: 17	R: 0 E: 0 K: 0 S: 7 H: 1 LOB: 1 BB: 1 P: 14		1B: 8 2B: 0 3B: 1 HR: 0	SF: 1 SAC: 0 DP: 1 HBP: 1						

| | | | | | | | | | | | | | | | |

Batter	1	2	3	4	5	6	7	8	9	AB	R	H	RBI	BB	SO	LOB
Otis Nixon, S (1, 7) OBP: 0.299, SLG: 0.284	X 0-0 ① 4-3	C X 0-1 ③ 6-3			C X 0-1 ① F8		B B X 2-0 1-2 1B		C L F S 0-3 ③ K	5	0	1	0	0	1	0
Tracy Jones, R (1, 9) OBP: 0.335, SLG: 0.318	B F B B B F F X 3-2 1B 1B 1B		S F B B X 1-2 F9 4-3 1B 1B		B B B C X 3-1 ② 4-3		B X 1-0 ③ 5-3			4	2	2	0	0	0	2
Dave Martinez, L (1, 8) OBP: 0.299, SLG: 0.319	B F B B X 2-1 1B E 1-3 1B		P X 1-0 ① 4-3 1-2		B B B B 4-0 PO BB			C C F B C 1-3 ① K		3	1	1	0	1	1	1
Andres Galarraga, R (1, 3) OBP: 0.352, SLG: 0.541	B X 1-0 ② F8		F X 0-1 ② F9 2-3		B C F 1 SAFE 1-2 ③ PO 1-2	B B B B 4-0 G3-6-3 BB		B S X 1-1 S 2B 1B		3	1	1	0	1	0	3
Tim Wallach, R (1, 5) OBP: 0.300, SLG: 0.397	C F X 0-2 E 1-2 3-H 1B		B B F S X 2-2 3-H 1B			F X 0-1 ① F9		F B B S B X 3-2 1-H 2B		4	1	3	3	0	0	1
Tom Foley, L (1, 4) OBP: 0.313, SLG: 0.377 Joe Hesketh, R (8, 1)	B B C X 2-1 E7 1-H 2-H 2B		F B F X 1-2 ③ F9			B B B X 3-0 ②③ G3-6-3 1-2f		I I I I 4-0 G6-4-3 IBB		3 0	0 0	1 0	2 0	1 0	0 0	2 0
Nelson Santovenia, R (1, 2) OBP: 0.283, SLG: 0.391	B C F F S 1-3 ③ K		B F F B F B F X 3-2 ① F8				B F X 1-1 ① F9	B X 1-0 ②③ G6-4-3 1-2f		4	0	0	0	0	1	3
Luis Rivera, R (1, 6) OBP: 0.278, SLG: 0.329		S B X 1-1 ① 4-3		C X 0-1 ② 5-3			B X 1-0 FC1-6 1B		X 0-0 ① L5	4	0	1	0	0	0	0
Pascual Perez, R (1, 1) OBP: 0.102, SLG: 0.022 Rex Hudler, R (8, 4) OBP: 0.317, SLG: 0.441		X 0-0 ② 1-3		X 0-0 ③ F5			X 0-0 ② FC1-6 1B 1-2f		F B F S 1-3 ② K	3 1	0 0	0 0	0 0	0 0	0 1	1 0
Inning Stats	R: 3 H: 4 E: 1 LOB: 1 K: 1 BB: 0 S: 18 P: 27	R: 0 H: 0 E: 0 LOB: 0 K: 0 BB: 0 S: 5 P: 6	R: 1 H: 2 E: 0 LOB: 1 K: 0 BB: 0 S: 13 P: 17	R: 0 H: 0 E: 0 LOB: 0 K: 0 BB: 0 S: 8 P: 11	R: 0 H: 0 E: 0 LOB: 0 K: 0 BB: 0 S: 6 P: 14	R: 0 H: 0 E: 0 LOB: 0 K: 0 BB: 1 S: 3 P: 10	R: 0 H: 2 E: 0 LOB: 2 K: 0 BB: 0 S: 6 P: 11	R: 1 H: 2 E: 0 LOB: 1 K: 1 BB: 1 S: 10 P: 20	R: 0 H: 0 E: 0 LOB: 0 K: 2 BB: 0 S: 8 P: 9	1B: 8 SF: 0 2B: 2 SAC: 0 3B: 0 DP: 2 HR: 0 HBP: 0						

PITCHER		IP	WLS	BF	H	R	ER	SO	BB	IBB	HBP	BLK	WP	HR	S	P	ERA	WHIP
Bob Walk, R ERA: 2.81	(1, 1)	7.0		29	8	4	4	1	2	0	0	0	0	0	59	96	5.14	1.429
Jeff Robinson, R ERA: 3.2	(8, 1)	2.0	L	8	2	1	1	3	0	1	0	0	0	0	18	29	4.50	1.000

PITCHER	IP	WLS	BF	H	R	ER	SO	BB	IBB	HBP	BLK	WP	HR	S	P	ERA	WHIP

Montreal Expos @ Pittsburgh Pirates

Three Rivers Stadium, Pittsburgh, PA

Thu Sep 08 1988, 7:05 PM EDT

Att. 11,289 - Unknown - 70 F

TOP

livebaseballscorecards.com

AB	34
R	5
H	10
RBI	5
BB	3
SO	4
LOB	13

WP: 0	PA: 38					
PB: 0						
SB: 1						
CS: 0						

BOTTOM

Montreal Expos @ Pittsburgh Pirates

Three Rivers Stadium, Pittsburgh, PA

Thu Sep 08 1988, 7:05 PM EDT

Att. 11,289 - Unknown - 70 F

Batter	1	2	3	4	5	6	7	8	9	AB	R	H	RBI	BB	SO	LOB
Barry Bonds, L (1, 7) OBP: 0.366, SLG: 0.507	HR		2-3		F9			G5-4-3 BB		3	1	1	1	1	0	0
Ken Oberkfell, L (1, 4) OBP: 0.330, SLG: 0.371	HR 1B		G3			FC3-6 1B		G5-4-3 1-2f		3	1	2	0	0	0	0
Jose Lind, R (8, PH) OBP: 0.292, SLG: 0.308										1	0	0	0	0	0	1
Andy Van Slyke, L (9, 4) OBP: 0.345, SLG: 0.522	1-H HR		1B			FC3-6 S 1-2f		K		4	1	2	2	0	1	1
Bobby Bonilla, S (1, 8) OBP: 0.360, SLG: 0.463	F7		G3			K 1-2			1-3	4	0	0	0	0	1	2
Sid Bream, L (1, 5) OBP: 0.329, SLG: 0.409	3-1			K		4-3			F4	4	0	0	0	0	1	1
Gary Redus, R (1, 3) OBP: 0.336, SLG: 0.394	6-3			F2			HR		K	4	1	1	1	0	1	0
Michael LaValliere, L (1, 9) OBP: 0.359, SLG: 0.337		F8		F7			K			3	0	0	0	0	1	0
Al Pedrique, R (1, 2) OBP: 0.239, SLG: 0.224		1-3			6-3		4-3			2	0	0	0	0	0	0
John Cangelosi, S (7, PH) OBP: 0.330, SLG: 0.239										1	0	0	0	0	0	0
Rafael Belliard, R (8, 6) OBP: 0.286, SLG: 0.244										0	0	0	0	0	0	0
Bob Walk, R (1, 1) OBP: 0.138, SLG: 0.113		K			K		6-3			2	0	0	0	0	2	0
Benny Distefano, L (7, PH) OBP: 0.000, SLG: 0.000										1	0	0	0	0	0	0
Jeff Robinson, R (8, 1) OBP: 0.133, SLG: 0.071										0	0	0	0	0	0	0
Inning Stats	R: 3 H: 3 E: 0 LOB: 0 K: 0 BB: 0 S: 11 P: 13		R: 0 H: 0 E: 0 LOB: 0 K: 1 BB: 0 S: 10 P: 16	R: 0 H: 1 E: 0 LOB: 1 K: 0 BB: 0 S: 9 P: 12	R: 0 H: 0 E: 0 LOB: 0 K: 1 BB: 0 S: 11 P: 15	R: 0 H: 0 E: 0 LOB: 0 K: 1 BB: 0 S: 8 P: 12	R: 0 H: 1 E: 0 LOB: 1 K: 1 BB: 0 S: 16 P: 22	R: 1 H: 1 E: 0 LOB: 0 K: 1 BB: 0 S: 9 P: 13	R: 0 H: 0 E: 0 LOB: 0 K: 1 BB: 1 S: 7 P: 13	R: 0 H: 0 E: 0 LOB: 0 K: 1 BB: 0 S: 7 P: 11	1B: 3 SF: 0 2B: 0 SAC: 0 3B: 0 DP: 1 HR: 3 HBP: 0						

livebaseballscorecards.com

AB	32
R	4
H	6
RBI	4
BB	1
SO	7
LOB	5

WP: 0 PA: 33
PB: 0
SB: 1
CS: 0

PITCHER		IP	WLS	BF	H	R	ER	SO	BB	IBB	HBP	BLK	WP	HR	S	P	ERA	WHIP
Pascual Perez, R ERA: 2.46	(1, 1)	7.0	W	27	6	4	4	5	0	0	0	0	0	3	74	103	5.14	0.857
Joe Hesketh, L ERA: 3.0	(8, 1)	2.0	S	6	0	0	0	2	1	0	0	0	0	0	14	24	0.00	0.500

PITCHER	IP	WLS	BF	H	R	ER	SO	BB	IBB	HBP	BLK	WP	HR	S	P	ERA	WHIP

Batter	1	2	3	4	5	6	7	8	9	AB	R	H	RBI	BB	SO	LOB
Lenny Dykstra, L (1, 8) OBP: 0.320, SLG: 0.384	F5		4-3	4-3		K		F8		5	0	0	0	0	1	3
Gregg Jefferies, S (1, 4) OBP: 0.458, SLG: 0.956	K		E 2B		8-2 3B	2-H HR		F8		5	1	3	2	0	1	0
Keith Hernandez, L (1, 3) OBP: 0.342, SLG: 0.416	L4		L4 2-3		F5	F7		6-3		5	0	0	0	0	0	2
Darryl Strawberry, L (1, 9) OBP: 0.361, SLG: 0.536		6-3	F8		8-2 3-Hf		F8 1B 2B		F8	5	1	1	0	0	0	2
Howard Johnson, S (1, 6) (8, 5) OBP: 0.354, SLG: 0.444		BB 1B 1B		HR		F8	F8 2-3		4-3	5	1	2	1	0	0	1
Mookie Wilson, S (1, 7) OBP: 0.345, SLG: 0.424		1 SAFE 1-2 BB 1B		G3		HR	BB 3-H		L5	5	1	3	2	0	0	0
Gary Carter, R (1, 2) OBP: 0.305, SLG: 0.363		F3		SH1-4 1B 1B		2B 1B	1 SAFE 1 SAFE 1 SAFE 1 SAFE 1 SAFE 1 SAFE	BB 1-2		3	1	2	0	1	0	2
Dave Magadan, L (1, 5) OBP: 0.389, SLG: 0.335 Kevin Elster, R (8, 6) OBP: 0.279, SLG: 0.318		BB 1-2 2-3		SH1-4 1-2 1B		2B 1-H 2B				3 0	1 0	2 0	1 0	1 0	1 0	2 0
Sid Fernandez, L (1, 1) OBP: 0.309, SLG: 0.306 Terry Leach, R (5, 1) OBP: 0.143, SLG: 0.214 Mackey Sasser, L (6, PH) OBP: 0.268, SLG: 0.358 Tim Teufel, R (6, PH) OBP: 0.307, SLG: 0.328 John Mitchell, R (6, 1) OBP: 0.375, SLG: 0.750 Roger McDowell, R (7, 1)		K		SH1-4 1-2 2-3		HR 2-H 2B		4-3		1 0 0 1 1 0	0 0 0 1 0 0	0 0 0 1 0 0	0 0 0 1 0 0	0 0 0 0 0 0	1 0 0 0 0 0	3 0 0 0 0 2
Inning Stats	R: 0 E: 0 K: 1 S: 6 H: 0 LOB: 0 BB: 0 P: 11	R: 0 E: 0 K: 1 S: 18 H: 2 LOB: 3 BB: 1 P: 30	R: 0 E: 1 K: 0 S: 7 H: 1 LOB: 1 BB: 0 P: 11	R: 1 E: 0 K: 0 S: 14 H: 3 LOB: 2 BB: 0 P: 20	R: 0 E: 0 K: 0 S: 5 H: 1 LOB: 0 BB: 0 P: 7	R: 5 E: 0 K: 1 S: 21 H: 5 LOB: 0 BB: 0 P: 27	R: 1 E: 0 K: 1 S: 13 H: 2 LOB: 2 BB: 1 P: 23	R: 0 E: 0 K: 0 S: 5 H: 0 LOB: 0 BB: 0 P: 8	R: 0 E: 0 K: 0 S: 7 H: 0 LOB: 0 BB: 0 P: 10	1B: 6 2B: 5 3B: 1 HR: 3 SF: 0 SAC: 1 DP: 1 HBP: 0						

PITCHER	IP	WLS	BF	H	R	ER	SO	BB	IBB	HBP	BLK	WP	HR	S	P	ERA	WHIP
Brian Holman, R (1, 1) ERA: 3.38	5.1	L	26	10	4	4	2	1	0	0	0	0	2	59	91	6.75	2.062
Rich Sauveur, L (6, 1) ERA: 6.75	0.2		4	2	2	2	1	0	0	0	0	0	1	12	15	27.00	3.000
Andy McGaffigan, R (7, 1) ERA: 3.08	1.0		6	2	1	1	1	1	0	0	0	0	0	13	23	9.00	3.000
Mike Smith, R (8, 1) ERA:	1.0		3	0	0	0	0	0	0	0	0	0	0	5	8	0.00	0.000
Jeff Parrett, R (9, 1) ERA: 2.31	1.0		3	0	0	0	0	0	0	0	0	0	0	7	10	0.00	0.000

PITCHER	IP	WLS	BF	H	R	ER	SO	BB	IBB	HBP	BLK	WP	HR	S	P	ERA	WHIP

TOP

New York Mets @ Montreal Expos

Olympic Stadium, Montreal, QB

Fri Sep 09 1988, 7:05 PM EDT

Att. 22,496 - Dome - 70 F

livebaseballscorecards.com

AB	39
R	7
H	14
RBI	7
BB	2
SO	4
LOB	17
PA:	42
WP:	0
PB:	0
SB:	0
CS:	0

New York Mets @ Montreal Expos

Olympic Stadium, Montreal, QB

Fri Sep 09 1988, 7:05 PM EDT

Att. 22,496 - Dome - 70 F

livebaseballscorecards.com

BOTTOM

Batter	1	2	3	4	5	6	7	8	9	AB	R	H	RBI	BB	SO	LOB
Rex Hudler, R (1, 4) OBP: 0.313, SLG: 0.433 Tom Foley, L (6, PH) OBP: 0.311, SLG: 0.375 (7, 4)	5-3		F4	F8 1-2		G3-6-3 1-2f		F8		3 2	0 0	0 0	0 0	0 0	0 0	1 3
Tracy Jones, R (1, 7) OBP: 0.347, SLG: 0.333	WP SF8 2B		1B BB		S S 1B 1B		F8 BB 1B	K		4	2	3	0	1	1	2
Andres Galarraga, R (1, 3) OBP: 0.353, SLG: 0.540	SF8 2-H		1 SAFE 1-3 1B		K 1-2		BB 1-2		K	3	0	1	1	1	2	1
Hubie Brooks, R (1, 9) OBP: 0.315, SLG: 0.431	1B 1B		F3		BB 2-H 1B		K		1B	5	0	3	1	0	1	4
Tim Wallach, R (1, 5) OBP: 0.299, SLG: 0.395	1 SAFE 1-2 1B		F8		F3		F8 2-3		F9	5	0	1	0	0	0	6
Nelson Santovenia, R (1, 2) OBP: 0.285, SLG: 0.400	6-3			HR	FC6-4 1-2 BB		G3		6-3	4	1	1	1	1	0	5
Otis Nixon, S (1, 8) OBP: 0.298, SLG: 0.279		K		CS BB	FC6-4 1-2f			K		3	0	0	0	1	2	2
Luis Rivera, R (1, 6) OBP: 0.278, SLG: 0.328		K		K 1-2	K			1B 1B		4	0	1	0	0	3	1
Brian Holman, R (1, 1) OBP: 0.167, SLG: 0.130 Rich Sauveur, L (6, 1) Tom O'Malley, L (6, PH) OBP: 0.667, SLG: 0.600 Andy McGaffigan, R (7, 1) Mike Smith, R (8, 1) Wallace Johnson, S (8, PH) OBP: 0.380, SLG: 0.394 Jeff Parrett, R (9, 1)		K		WP BB		G3-6-3 1B		1B 1-2 1B		1 0 1 0 0 1 0	0 0 0 0 0 0 0	0 0 1 0 0 1 0	0 0 0 0 0 0 0	1 0 0 0 0 0 0	1 0 0 0 0 0 0	0 0 0 0 0 0 0
Inning Stats	R: 1 E: 0 K: 0 S: 15 H: 3 LOB: 2 BB: 0 P: 21	R: 0 E: 0 K: 3 S: 13 H: 0 LOB: 0 BB: 0 P: 18	R: 0 E: 0 K: 0 S: 14 H: 1 LOB: 2 BB: 1 P: 24	R: 1 E: 0 K: 1 S: 9 H: 1 LOB: 1 BB: 2 P: 24	R: 1 E: 0 K: 1 S: 13 H: 2 LOB: 2 BB: 1 P: 24	R: 0 E: 0 K: 1 S: 6 H: 1 LOB: 0 BB: 0 P: 10	R: 0 E: 0 K: 1 S: 9 H: 1 LOB: 2 BB: 1 P: 17	R: 0 E: 0 K: 2 S: 14 H: 2 LOB: 2 BB: 0 P: 20	R: 0 E: 0 K: 1 S: 9 H: 1 LOB: 1 BB: 0 P: 12	1B: 10 2B: 1 3B: 0 HR: 1	SF: 1 SAC: 0 DP: 1 HBP: 0					

	AB	36
	R	3
	H	12
	RBI	3
	BB	5
	SO	10
	LOB	25

	WP: 2	PA: 42
	PB: 0	
	SB: 2	
	CS: 1	

PITCHER		IP	WLS	BF	H	R	ER	SO	BB	IBB	HBP	BLK	WP	HR	S	P	ERA	WHIP
Sid Fernandez, L ERA: 3.17	(1, 1)	4.1		22	7	3	3	5	3	0	0	0	2	1	59	99	6.23	2.308
Terry Leach, R ERA: 2.69	(5, 1)	0.2	W	3	0	0	0	0	1	0	0	0	0	0	5	12	0.00	1.500
John Mitchell, R ERA:	(6, 1)	1.0		5	2	0	0	1	1	0	0	0	0	0	8	17	0.00	3.000
Roger McDowell, R ERA: 2.61	(7, 1)	3.0	S	12	3	0	0	4	0	0	0	0	0	0	30	42	0.00	1.000

PITCHER	IP	WLS	BF	H	R	ER	SO	BB	IBB	HBP	BLK	WP	HR	S	P	ERA	WHIP

Batter	1	2	3	4	5	6	7	8	9	AB	R	H	RBI	BB	SO	LOB
Mookie Wilson, S (1, 8) OBP: 0.343, SLG: 0.421	C B B F S 2-3 ① K		B C X 1-1 ③ 4-3		B B C F S 2-3 ① K		X 0-0 1-4-3 1B	X 0-0 F7 ③		5	0	1	0	0	2	2
Gregg Jefferies, S (1, 4) OBP: 0.462, SLG: 0.917 Tim Teufel, R (8, 4) OBP: 0.309, SLG: 0.331	X 0-0 ② 4-3			B F B F B B 4-2 3-1 BLK 1B BB	X 0-0 E SF8 1B		B 1 SAFE X 1-0 ① 1-4-3 1-2		C X 0-1 HR 1B	3 1	2 1	1 1	0 0	1 0	0 0	1 0
Keith Hernandez, L (1, 3) OBP: 0.340, SLG: 0.422	C B F F S 1-3 ③ K			1 SAFE C X 0-1 ① F7	P 1 SAFE B X 2-0 E9 WP 1-3		C C B X 1-2 ② 6-3		X 0-0 1-H HR	5	1	1	2	0	1	3
Darryl Strawberry, L (1, 9) OBP: 0.361, SLG: 0.534		C B B B C B 4-2 S BB		B 1 SAFE F X 1-1 ② 3-1 1-3	C X 0-1 ② SF8 3-H		B B B C B 4-1 BB		C S B X 1-2 ① L9	2	0	0	1	2	0	1
Kevin McReynolds, R (1, 7) OBP: 0.331, SLG: 0.469		C F X 0-2 ① F9		C X 0-1 1B 1B 3-H 1B	B S B F B X 3-2 ③ L5 1-2		C X 0-1 ③ F7		C F X 0-2 3-1 1B 2B	5	2	2	1	0	0	4
Howard Johnson, S (1, 6) OBP: 0.355, SLG: 0.446 (8, 5)		1 SAFE S F B B C 2-3 ② K 1-2		X 0-0 1B 1-3 1B		C C S 0-3 ① K		F B B B F F X 3-2 2B	X 0-0 3-1 2-3	5	0	2	0	0	2	2
Gary Carter, R (1, 2) OBP: 0.306, SLG: 0.363		2 SAFE B F X 1-1 ③ 5-3		F B S B F X 2-2 BB 1-3 3-H 1B		X 0-0 ② F7		F F B F F S 1-3 ① K	X 0-0 3-H 1B	5	0	2	2	0	1	2
Dave Magadan, L (1, 5) OBP: 0.393, SLG: 0.333 Kevin Elster, R (8, 6) OBP: 0.279, SLG: 0.317			C B B X 2-1 ① 4-3	B C B B B 4-1 FC6 1-2 BB		B B B C B 4-1 BB		B B B B 4-0 BB	C F B B C 2-3 ③ K	1 1	0 0	0 0	0 0	3 0	0 1	0 1
David Cone, L (1, 1) OBP: 0.194, SLG: 0.203			B B C X 2-1 ② G3	C S X 0-2 ③ FC6 1-2f		B X 1-0 ③ F8		C B B F C 2-3 ② K		4	0	0	0	0	1	6
Inning Stats	R: 0 E: 0 K: 2 S: 8 H: 0 LOB: 0 BB: 0 P: 11	R: 0 E: 0 K: 1 S: 10 H: 0 LOB: 1 BB: 1 P: 17	R: 0 E: 0 K: 0 S: 6 H: 0 LOB: 0 BB: 0 P: 11	R: 2 E: 0 K: 0 S: 17 H: 3 LOB: 3 BB: 2 P: 28	R: 1 E: 1 K: 1 S: 11 H: 1 LOB: 1 BB: 0 P: 17	R: 0 E: 0 K: 1 S: 6 H: 0 LOB: 1 BB: 1 P: 11	R: 0 E: 0 K: 0 S: 8 H: 1 LOB: 2 BB: 1 P: 14	R: 0 E: 0 K: 2 S: 13 H: 1 LOB: 2 BB: 1 P: 23	R: 3 E: 0 K: 1 S: 14 H: 4 LOB: 1 BB: 0 P: 17	1B: 7 2B: 2 3B: 0 HR: 1 SF: 1 SAC: 0 DP: 0 HBP: 0							

TOP

New York Mets @ Montreal Expos

Olympic Stadium, Montreal, QB

Sat Sep 10 1988, 7:05 PM EDT
Att. 25,060 - Dome - 70 F

livebaseballscorecards.com

AB	37
R	6
H	10
RBI	6
BB	6
SO	8
LOB	22

PITCHER		IP	WLS	BF	H	R	ER	SO	BB	IBB	HBP	BLK	WP	HR	S	P	ERA	WHIP
John Dopson, R ERA: 2.91	(1, 1)	6.1	L	29	5	3	2	5	4	0	0	1	1	0	60	98	2.84	1.421
Rich Sauveur, L ERA: 6.0	(7, 1)	0.1		2	0	0	0	0	1	0	0	0	0	0	4	9	0.00	3.000
Jeff Parrett, R ERA: 2.3	(7, 1)	0.1		1	0	0	0	0	0	0	0	0	0	0	2	2	0.00	0.000
Tim Burke, R ERA: 3.53	(8, 1)	2.0		12	5	3	3	3	1	0	0	0	0	1	27	40	13.50	3.000

PITCHER	IP	WLS	BF	H	R	ER	SO	BB	IBB	HBP	BLK	WP	HR	S	P	ERA	WHIP

WP: 1 PB: 0 SB: 1 CS: 0 PA: 44

New York Mets @ Montreal Expos

Olympic Stadium, Montreal, QB

Sat Sep 10 1988, 7:05 PM EDT

Att. 25,060 - Dome - 70 F

livebaseballscorecards.com

BOTTOM

Batter	1	2	3	4	5	6	7	8	9	AB	R	H	RBI	BB	SO	LOB
Tracy Jones, R (1, 7) OBP: 0.345, SLG: 0.328	C B X 1-1 ① 6-3		C B B C B B 4-2 4-3 1B BB		C X 0-1 ② 5-3		X 0-0 ②③ G5-4-3 1-2f			3	0	0	0	1	0	1
Dave Martinez, L (1, 8) OBP: 0.301, SLG: 0.319	X 0-0 ② L8		X 0-0 4-3 1-2 1B		B C C S 1-3 ③ K			B B B B 4-0 BB		3	0	1	0	1	1	0
Wallace Johnson, S (1, 3) OBP: 0.386, SLG: 0.400	B B F B F X 3-2 1B		C F B X 1-2 ① 4-3 1-2 2-3			F B X 1-1 1B 1B		B C F F S 1-3 ① K		4	0	2	0	0	1	3
Hubie Brooks, R (1, 9) OBP: 0.315, SLG: 0.429	B C 1 SAFE C S 1-3 ③ K		B S B B B 4-1 G5-4-3 BB			F X 0-1 ① L6		F C S 0-3 ② K		3	0	0	0	1	2	3
Tim Wallach, R (1, 5) OBP: 0.299, SLG: 0.394		F F B B X 2-2 1B 1B	B X 1-0 ②③ G5-4-3 1-2f			B 1 SAFE S B B F F F S 2-3 ② K		C F C 0-3 ③ K		4	0	1	0	0	2	5
Tom Foley, L (1, 4) OBP: 0.310, SLG: 0.373		S B 1 SAFE P F F F X 2-2 ① L7	B C X 1-1 ① F6			S X 0-1 1-2 1B			X 0-0 ① F9	4	0	1	0	0	0	1
Nelson Santovenia, R (1, 2) OBP: 0.282, SLG: 0.395 Otis Nixon, S (9, PH) OBP: 0.296, SLG: 0.278		C S F B X 1-2 ② F9	B X 1-0 ② F4			S S S 0-3 ③ K			F B F S 1-3 ② K	3 1	0 0	0 0	0 0	0 0	1 1	3 0
Jeff Huson, L (1, 6) OBP: 0.571, SLG: 0.571		F X 0-1 1-2 1B	B B C X 2-1 ③ L7				B C B B X 3-1 G5-4-3 1B		C X 0-1 ③ 5-3	4	0	2	0	0	0	0
John Dopson, L (1, 1) OBP: 0.087, SLG: 0.089 Rich Sauveur, L (7, 1) Jeff Parrett, R (7, 1) Tom O'Malley, L (7, PH) OBP: 0.571, SLG: 0.500 Tim Burke, R (8, 1)		S S B C 1-3 ③ K			F S S 0-3 ① K		C X 0-1 ① F2			2 0 0 1 0	0 0 0 0 0	0 0 0 0 0	0 0 0 0 0	0 0 0 0 0	2 0 0 0 0	2 0 0 1 0
Inning Stats	R: 0 H: 1 E: 0 LOB: 1 K: 1 BB: 0 S: 9 P: 14	R: 0 H: 2 E: 0 LOB: 2 K: 1 BB: 0 S: 18 P: 23	R: 0 H: 1 E: 0 LOB: 2 K: 0 BB: 2 S: 8 P: 18	R: 0 H: 0 E: 0 LOB: 0 K: 0 BB: 0 S: 5 P: 9	R: 0 H: 0 E: 0 LOB: 0 K: 2 BB: 0 S: 8 P: 9	R: 0 H: 2 E: 0 LOB: 2 K: 2 BB: 0 S: 14 P: 17	R: 0 H: 1 E: 0 LOB: 0 K: 0 BB: 0 S: 5 P: 8	R: 0 H: 0 E: 0 LOB: 1 K: 3 BB: 1 S: 10 P: 15	R: 0 H: 0 E: 0 LOB: 0 K: 1 BB: 0 S: 6 P: 7	1B: 7 2B: 0 3B: 0 HR: 0	SF: 0 SAC: 0 DP: 2 HBP: 0					

	AB	32
	R	0
	H	7
	RBI	0
	BB	3
	SO	10
	LOB	19

PITCHER	IP	WLS	BF	H	R	ER	SO	BB	IBB	HBP	BLK	WP	HR	S	P	ERA	WHIP
David Cone, R (1, 1) ERA: 2.21	9.0	W	35	7	0	0	10	3	0	0	0	0	0	83	120	0.00	1.111

PITCHER	IP	WLS	BF	H	R	ER	SO	BB	IBB	HBP	BLK	WP	HR	S	P	ERA	WHIP

Batter	1	2	3	4	5	6	7	8	9	AB	R	H	RBI	BB	SO	LOB
Lenny Dykstra, L (1, 8) OBP: 0.319, SLG: 0.382	B1	FC6-4 1B 1-2			K		G3		4-3	5	0	1	0	0	1	0
Wally Backman, S (1, 4) OBP: 0.379, SLG: 0.333	S 1B BB	FC6-4 1-2f			G3-6-3 BB			S HR BB	K	2	2	0	0	3	1	2
Keith Hernandez, L (1, 3) OBP: 0.339, SLG: 0.420	SAFE K 1-2		G4-3 1B		G3-6-3 1-2f			F8 1-2		4	0	1	0	0	1	3
Darryl Strawberry, L (1, 9) OBP: 0.361, SLG: 0.531 Mookie Wilson, S (8, 9) OBP: 0.343, SLG: 0.421	1B BB		K			G5-3		F9		3 0	0 0	0 0	0 0	1 0	1 0	2 0
Kevin McReynolds, R (1, 7) OBP: 0.334, SLG: 0.478	1-2 2-H 1B		G4-3 1-2f			1B		2-H HR		4	1	3	3	0	0	1
Howard Johnson, S (1, 5) OBP: 0.354, SLG: 0.447	G5-3			K		P5		2B		4	0	1	0	0	1	3
Mackey Sasser, L (1, 2) OBP: 0.276, SLG: 0.367		G6-3		2B		F5		IBB		3	0	1	0	1	0	1
Kevin Elster, R (1, 6) OBP: 0.276, SLG: 0.314		K		5-3			L4	L5		4	0	0	0	0	1	3
Bob Ojeda, L (1, 1) OBP: 0.186, SLG: 0.190		1B 1B		K			K		1-3	4	0	1	0	0	2	1
Inning Stats	R: 1 E: 0 K: 1 S: 13 H: 1 LOB: 2 BB: 2 P: 26	R: 0 E: 0 K: 1 S: 13 H: 2 LOB: 2 BB: 0 P: 16	R: 0 E: 0 K: 1 S: 11 H: 1 LOB: 0 BB: 0 P: 17	R: 0 E: 0 K: 2 S: 10 H: 1 LOB: 1 BB: 0 P: 14	R: 0 E: 0 K: 1 S: 9 H: 0 LOB: 0 BB: 1 P: 16	R: 0 E: 0 K: 0 S: 8 H: 1 LOB: 1 BB: 0 P: 10	R: 0 E: 0 K: 1 S: 6 H: 0 LOB: 0 BB: 0 P: 8	R: 2 E: 0 K: 0 S: 15 H: 2 LOB: 2 BB: 2 P: 29	R: 0 E: 0 K: 1 S: 8 H: 0 LOB: 0 BB: 0 P: 15	1B: 5 2B: 2 3B: 0 HR: 1	SF: 0 SAC: 0 DP: 2 HBP: 0						

PITCHER		IP	WLS	BF	H	R	ER	SO	BB	IBB	HBP	BLK	WP	HR	S	P	ERA	WHIP
Dennis Martinez, R ERA: 2.42	(1, 1)	8.0	L	35	8	3	3	7	4	1	0	0	0	1	85	136	3.38	1.500
Joe Hesketh, L ERA: 2.95	(9, 1)	1.0		3	0	0	0	1	0	0	0	0	0	0	8	15	0.00	0.000

PITCHER	IP	WLS	BF	H	R	ER	SO	BB	IBB	HBP	BLK	WP	HR	S	P	ERA	WHIP

TOP

New York Mets @ Montreal Expos

Olympic Stadium, Montreal, QB

Sun Sep 11 1988, 3:33 AM EDT

Att. 32,567 - Dome - 68 F

livebaseballscorecards.com

AB	33
R	3
H	8
RBI	3
BB	5
SO	8
LOB	16

New York Mets @ Montreal Expos

Olympic Stadium, Montreal, QB

Sun Sep 11 1988, 3:33 AM EDT

Att. 32,567 - Dome - 68 F

livebaseballscorecards.com

BOTTOM

Batter	1	2	3	4	5	6	7	8	9	AB	R	H	RBI	BB	SO	LOB
Rex Hudler, R (1, 4) OBP: 0.306, SLG: 0.424	6-3		K			6-3		F6		4	0	0	0	0	1	2
Tracy Jones, R (1, 7) OBP: 0.343, SLG: 0.326	FC6-4 1B		F9			F8		G6-3		4	0	1	0	0	0	2
Andres Galarraga, R (1, 3) OBP: 0.354, SLG: 0.539	FC6-4 1-2f			S G1-3 1B		FC5-4 1B			K	4	0	2	0	0	1	1
Mike Fitzgerald, R (1, 9) OBP: 0.336, SLG: 0.382	K			G1-3 1-2		FC5-4 1-2f			E5 FC5-4	4	0	0	0	0	1	3
Tim Wallach, R (1, 5) OBP: 0.297, SLG: 0.391		K		P2			K		F9	4	0	0	0	0	2	2
Luis Rivera, R (1, 6) OBP: 0.275, SLG: 0.325		K		P6 2-3			6-3		FC5-4 1-2f	4	0	0	0	0	1	2
Otis Nixon, S (1, 8) OBP: 0.293, SLG: 0.274		1-3			4-3		L6			3	0	0	0	0	0	0
Wilfredo Tejada, R (1, 2) OBP: 0.250, SLG: 0.364			SH1-4 1B		F9			K		3	0	1	0	0	1	0
Dennis Martinez, R (1, 1) OBP: 0.208, SLG: 0.213			SH1-4 1-2		K			2B		1	0	0	0	0	1	0
Wallace Johnson, S (8, PH) OBP: 0.393, SLG: 0.421										1	0	1	0	0	0	0
Joe Hesketh, R (9, 1)										0	0	0	0	0	0	0

Inning Stats	1	2	3	4	5	6	7	8	9
	R: 0 H: 1 E: 0 LOB: 1 K: 1 BB: 0 S: 9 P: 15	R: 0 H: 0 E: 0 LOB: 0 K: 2 BB: 0 S: 10 P: 14	R: 0 H: 1 E: 0 LOB: 1 K: 1 BB: 0 S: 11 P: 14	R: 0 H: 1 E: 0 LOB: 1 K: 0 BB: 0 S: 11 P: 17	R: 0 H: 0 E: 0 LOB: 0 K: 1 BB: 0 S: 9 P: 11	R: 0 H: 1 E: 0 LOB: 1 K: 0 BB: 0 S: 12 P: 19	R: 0 H: 0 E: 0 LOB: 0 K: 1 BB: 0 S: 6 P: 7	R: 0 H: 1 E: 0 LOB: 1 K: 1 BB: 0 S: 8 P: 12	R: 0 H: 0 E: 1 LOB: 1 K: 1 BB: 0 S: 7 P: 11

AB	32
R	0
H	5
RBI	0
BB	0
SO	8
LOB	12

PITCHER		IP	WLS	BF	H	R	ER	SO	BB	IBB	HBP	BLK	WP	HR	S	P	ERA	WHIP	PITCHER	IP	WLS	BF	H	R	ER	SO	BB	IBB	HBP	BLK	WP	HR	S	P	ERA	WHIP
Bob Ojeda, L ERA: 2.89	(1, 1)	9.0	W	33	5	0	0	8	0	0	0	0	0	0	83	120	0.00	0.556																	

1B: 4 SF: 0
2B: 1 SAC: 1
3B: 0 DP: 0
HR: 0 HBP: 0

WP: 0 PA: 33
PB: 0
SB: 1
CS: 0

Batter	1	2	3	4	5	6	7	8	9	AB	R	H	RBI	BB	SO	LOB
Vince Coleman, S (1, 8) OBP: 0.309, SLG: 0.337	F X 0-1 ① G3		C X 0-1 ② G4-3		X 0-0 1-3 2-H 1B		C B B S S 2-3 ③ K			2	0	0	0	0	0	0
John Morris, L (5, PH) OBP: 0.333, SLG: 0.333										2	0	1	1	0	1	1
(5, 8)																
Ozzie Smith, S (1, 6) OBP: 0.346, SLG: 0.333	B B X 2-0 S 2B		S B B F X 2-2 1B		B S C B S 2-3 ② K			B X 1-0 FC5-4 1B		2	0	2	0	0	0	0
Tim Jones, L (5, PH) OBP: 0.400, SLG: 0.333										2	0	1	0	0	1	2
(5, 6)																
Pedro Guerrero, R (1, 3) OBP: 0.371, SLG: 0.410	B S S B B F F F F 3-2 X ② L4 2-3		1 SAFE X 0-0 ③ F9		X 0-0 ③ F7			S B S S 1-3 ① K		2	0	0	0	0	0	2
Mike Laga, L (5, PH) OBP: 0.152, SLG: 0.165										2	0	0	0	0	1	3
(5, 3)																
Denny Walling, L (1, 7) OBP: 0.284, SLG: 0.321	B S B B F S 3-3 ③ K			B X 1-0 ① P8		X 0-0 G3-6 1B		B X 1-0 ② FC5-4 1-2f		2	0	0	0	0	1	1
Jim Lindeman, R (5, 7) OBP: 0.250, SLG: 0.381										2	0	1	0	0	0	1
Tom Brunansky, R (1, 9) OBP: 0.347, SLG: 0.421		C C B X 1-2 ① G6-3		C X 0-1 ② F9		C X 0-1 ① ② G3-6 1-2f		B X 1-0 ③ P7		2	0	0	0	0	0	0
Curt Ford, L (5, 9) OBP: 0.244, SLG: 0.278										2	0	0	0	0	0	2
Terry Pendleton, S (1, 5) OBP: 0.293, SLG: 0.361		F S B X 1-2 ② G4-1		S B B B F F F X 3-2 ③ G6-3		X 0-0 ③ G6-3			B X 1-0 G4-3 G1-3 2B	2	0	0	0	0	0	0
Rod Booker, L (4, 5) OBP: 0.286, SLG: 0.429										2	1	1	0	0	0	0
José Oquendo, S (1, 4) OBP: 0.363, SLG: 0.375	F B B C B X 3-2 1B		C B F S 1-3 ① K		X 0-0 ① F8		B C X 1-1 ① G4-3 2-3		1	0	1	0	0	0	0
Luis Alicea, S (5, PH) OBP: 0.281, SLG: 0.294										3	0	0	0	0	1	1
(5, 4)																
Tom Pagnozzi, R (1, 2) OBP: 0.306, SLG: 0.313	1 SAFE C S B F S 1-3 ③ K			B X 1-0 1B 1B 1B		B X 1-0 G4-3 1B		F B F B X 2-2 ② G1-3 3-H		4	1	2	1	0	1	1
Joe Magrane, R (1, 1) OBP: 0.163, SLG: 0.238			B S B B F B F X 3-2 ① G6-3		F B X 1-1 1B 1-2 1B		X 0-0 ② G4-3 1-2		C B B F S 2-3 ③ K	1	0	0	0	0	0	0
Dan Quisenberry, R (3, 1)										0	0	0	0	0	0	0
Tony Peña, R (5, PH) OBP: 0.295, SLG: 0.350										1	0	1	0	0	0	0
Ken Hill, R (5, 1)										1	0	0	0	0	0	1
Steve Peters, L (8, 1)										0	0	0	0	0	0	0
Steve Lake, R (9, PH) OBP: 0.364, SLG: 0.420										1	0	0	0	0	1	0
Inning Stats	R: 0 E: 0 K: 1 S: 13 H: 1 LOB: 1 BB: 0 P: 21	R: 0 E: 0 K: 1 S: 13 H: 1 LOB: 1 BB: 0 P: 19	R: 0 E: 0 K: 0 S: 10 H: 1 LOB: 1 BB: 0 P: 15	R: 0 E: 0 K: 0 S: 8 H: 0 LOB: 0 BB: 0 P: 12	R: 1 E: 0 K: 2 S: 11 H: 3 LOB: 2 BB: 0 P: 16	R: 0 E: 0 K: 0 S: 4 H: 1 LOB: 0 BB: 0 P: 4	R: 0 E: 0 K: 1 S: 6 H: 1 LOB: 1 BB: 0 P: 9	R: 0 E: 1 K: 1 S: 6 H: 1 LOB: 1 BB: 0 P: 10	R: 1 E: 0 K: 1 S: 9 H: 1 LOB: 0 BB: 0 P: 15	1B: 8 2B: 2 3B: 0 HR: 0 SF: 0 SAC: 0 DP: 1 HBP: 0						

PITCHER		IP	WLS	BF	H	R	ER	SO	BB	IBB	HBP	BLK	WP	HR	S	P	ERA	WHIP
Bryn Smith, R ERA: 3.05	(1, 1)	6.0	W	24	7	1	1	4	0	0	0	0	0	0	59	87	1.50	1.167
Mike Smith, R ERA: 1.8	(7, 1)	3.0	S	12	3	1	1	3	0	0	0	0	0	0	21	34	3.00	1.000

PITCHER	IP	WLS	BF	H	R	ER	SO	BB	IBB	HBP	BLK	WP	HR	S	P	ERA	WHIP

TOP

St. Louis Cardinals @ Montreal Expos

Olympic Stadium, Montreal, QB

Mon Sep 12 1988, 7:05 PM EDT

Att. 7,632 - Dome - 70 F

livebaseballscorecards.com

AB	36
R	2
H	10
RBI	2
BB	0
SO	7
LOB	15

WP: 0 PB: 0 SB: 1 CS: 0 PA: 36

Batter	1	2	3	4	5	6	7	8	9	AB	R	H	RBI	BB	SO	LOB
Otis Nixon, S (1, 8) OBP: 0.299, SLG: 0.275 Tom Foley, L (8, PH) OBP: 0.309, SLG: 0.372 (9, 5)	B C B B B 4-1 CS S 1B BB	B X 1-0 ① B1-3		x 0-0 S 1B 1B a x 2-0 ③ G4-3		B C F B F B B 4-2 BB 1B BB		S C B S 1-3 ③ K		3 1	3 0	1 0	0 0	2 0	0 1	1 0
Tracy Jones, R (1, 7) OBP: 0.351, SLG: 0.328 Mike Fitzgerald, R (6, 7) OBP: 0.341, SLG: 0.382	C B B S B B 4-2 E5 S 1B 1B 1-3 BB	F F X 0-2 ② L3		1 SAFE C F 1 SAFE X 0-2 1B S 1B 1-2 1B	B B B C B 4-1 1B G4-3 2B BB	B B B B 4-0 1B 1-2 BB				2 0	3 0	1 0	0 0	2 1	0 0	0 0
Andres Galarraga, R (1, 3) OBP: 0.355, SLG: 0.538 Wallace Johnson, S (6, 3) OBP: 0.400, SLG: 0.429	B X 1-0 S 1B 1-2 3-H 1B	B X 1-0 ③ G5-3		B B B I 4-0 1B 1B FC5 1-2 2-3 IBB	C B B X 2-1 ① P3	B B C X 2-1 1-2 2-H 1B				3 1	2 0	1 1	1 1	1 0	0 0	1 0
Hubie Brooks, R (1, 9) OBP: 0.315, SLG: 0.428 Dave Martinez, L (5, 9) OBP: 0.300, SLG: 0.318	B B F B C 2 S SAFE 3-3 ① K 1-2 2-3	B X 1-0 ① G4-3		B X 1-0 FC5 1B 1-2 2-3 3-H 1B	C B B C F F B X 3-2 ② G4-3 1-2	B X 1-0 ③ G5-3				3 2	0 0	1 0	1 0	0 0	1 0	2 3
Tim Wallach, R (1, 5) OBP: 0.302, SLG: 0.394 Jeff Huson, L (5, PR) OBP: 0.500, SLG: 0.500 (6, 5) (9, 8)	I I I I 4-0 1B IBB	F X 0-1 E6 2B 1B	B F B B X 2-2 FC5 2B 1-2 2-3 3-H 1B	B B F X 2-1 2B 2-3 1B	C B X 1-1 ① G6-3					3 1	2 1	3 1	1 0	1 0	0 0	0 0
Nelson Santovenia, R (1, 2) OBP: 0.289, SLG: 0.402 Wilfredo Tejada, R (7, 2) OBP: 0.231, SLG: 0.333	X 0-0 B1-3 1-3 2-H 3-H 1B	B F B B B 4-1 2B BB	X 0-0 ① FC5 2B 1B 1-3 2-3f 3-H	X 0-0 WP 1-H 3-H 2B	S B X 1-1 ② G5-3					3 1	2 0	2 0	5 0	1 0	0 0	2 0
Rex Hudler, R (1, 4) OBP: 0.308, SLG: 0.434	X 0-0 ② B1-3 1-2	B F F X 1-2 S 1-H 2-H 2B	C F X 0-2 1B 1-3 3-H 2B	C B S B F B X 3-2 ③ G5-3 2-3	X 0-0 ③ G5-3					5	1	2	3	0	0	4
Luis Rivera, R (1, 6) OBP: 0.277, SLG: 0.324	I I I 4-0 IBB	S B 2 S SAFE B B C 3-3 ② K 2-3	X 0-0 2-H 3-H 1B	C B F F B F X 2-2 ① L8	B F S F S 1-3 ① K					4	0	1	2	1	2	1
Bryn Smith, R (1, 1) OBP: 0.154, SLG: 0.140 Graig Nettles, L (6, PH) OBP: 0.250, SLG: 0.256 Mike Smith, R (7, 1)	B C X 1-1 ③ G4-3	C S B C 1-3 ③ K	F S B C 1-3 ② K	B S B F B X 3-2 ② G4-3	S B X 1-1 ② P4					3 1 1	0 0 0	0 0 0	0 0 0	0 0 0	2 0 0	5 0 0
Inning Stats	R: 3 E: 1 K: 1 S: 11 H: 2 LOB: 3 BB: 4 P: 32	R: 0 E: 0 K: 0 S: 5 H: 0 LOB: 0 BB: 0 P: 7	R: 2 E: 1 K: 2 S: 13 H: 2 LOB: 1 BB: 1 P: 23	R: 6 E: 0 K: 1 S: 17 H: 6 LOB: 1 BB: 1 P: 27	R: 2 E: 0 K: 0 S: 15 H: 2 LOB: 2 BB: 1 P: 29	R: 1 E: 0 K: 0 S: 15 H: 1 LOB: 2 BB: 2 P: 31	R: 0 E: 0 K: 0 S: 5 H: 0 LOB: 0 BB: 0 P: 7	R: 0 E: 0 K: 2 S: 9 H: 0 LOB: 0 BB: 0 P: 12									

PITCHER		IP	WLS	BF	H	R	ER	SO	BB	IBB	HBP	BLK	WP	HR	S	P	ERA	WHIP
Joe Magrane, L ERA: 2.24	(1, 1)	2.1	L	16	4	5	4	1	3	2	0	0	0	0	23	52	15.43	3.000
Dan Quisenberry, R ERA: 5.16	(3, 1)	1.2		12	6	6	6	3	0	1	0	0	0	0	23	37	32.40	3.600
Ken Hill, R ERA: 7.5	(5, 1)	3.0		15	3	3	3	0	3	0	0	0	1	0	35	67	9.00	2.000
Steve Peters, L ERA: 6.75	(8, 1)	1.0		3	0	0	0	2	0	0	0	0	0	0	9	12	0.00	0.000

PITCHER	IP	WLS	BF	H	R	ER	SO	BB	IBB	HBP	BLK	WP	HR	S	P	ERA	WHIP

BOTTOM

St. Louis Cardinals @ Montreal Expos

Olympic Stadium, Montreal, QB

Mon Sep 12 1988, 7:05 PM EDT

Att. 7,632 - Dome - 70 F

livebaseballscorecards.com

AB	37
R	14
H	13
RBI	14
BB	9
SO	6
LOB	19

1B: 10	SF: 0	WP: 1	PA: 46
2B: 3	SAC: 0	PB: 0	
3B: 0	DP: 0	SB: 6	
HR: 0	HBP: 0	CS: 1	

Batter	1	2	3	4	5	6	7	8	9	AB	R	H	RBI	BB	SO	LOB
Vince Coleman, S (1, 8) OBP: 0.307, SLG: 0.335	B B X 2-0 1-3		B X 1-0 F8		B C B F F S 2-3 K			X 0-0 4-3		4	0	0	0	0	1	2
Ozzie Smith, S (1, 6) OBP: 0.350, SLG: 0.340	B B B B 4-0 BB		S 1 SAFE B B C X 2-2 1-2 1B			X 0-0 4-3 2B		C B X 1-1 1B 2B		3	1	3	0	1	0	0
Pedro Guerrero, R (1, 3) OBP: 0.370, SLG: 0.406	C B B B F X 3-2 F7		X 0-0 F6			X 0-0 5-3		B B F B B 4-1 1B BB		3	0	0	0	1	0	3
Denny Walling, L (1, 5) OBP: 0.284, SLG: 0.319	B X 1-0 4-3			B X 1-0 G3		C X 0-1 4-3 2-3		B B X 2-0 FC6-4 1-3 2-H 1B		4	0	1	1	0	0	2
Tom Brunansky, R (1, 9) OBP: 0.345, SLG: 0.417		X 0-0 G3		F S F B B X 2-2 F8		B B B C X 3-1 F9		B C C B F X 2-2 FC6-4 1-2f		4	0	0	0	0	0	3
José Oquendo, S (1, 4) OBP: 0.362, SLG: 0.373		X 0-0 6-3		B X 1-0 L4			B B C F B B 4-2 G4-6-3 BB		X 0-0 4-3	3	0	0	0	1	0	0
Curt Ford, L (1, 7) OBP: 0.254, SLG: 0.291 Dan Quisenberry, R (7, 1) Tim Jones, L (9, PH) OBP: 0.390, SLG: 0.324		C B X 1-1 2B			F B B B 4-1 SH1-4 BB		S X 0-1 G4-6-3 1-2f		C B B B F X 3-2 F3	2	0	1	0	1	0	1
										0	0	0	0	0	0	0
										1	0	0	0	0	0	0
Tony Peña, R (1, 2) OBP: 0.295, SLG: 0.350		F F F X 0-2 5-3			X 0-0 F8		F B X 1-1 F8		B X 1-0 1B	4	0	1	0	0	0	2
Larry McWilliams, L (1, 1) OBP: 0.200, SLG: 0.182 John Morris, L (7, 7) OBP: 0.250, SLG: 0.250			X 0-0 1B 1B		1 SAFE L P L X 1-2 SH1-4 1-2			S X 0-1 F8	B B C X 2-1 4-3	1	0	1	0	0	0	0
										2	0	0	0	0	0	1
Inning Stats	R: 0 E: 0 K: 0 S: 5 H: 0 LOB: 1 BB: 1 P: 15	R: 0 E: 0 K: 0 S: 8 H: 1 LOB: 1 BB: 0 P: 9	R: 0 E: 0 K: 0 S: 6 H: 2 LOB: 1 BB: 0 P: 9	R: 0 E: 0 K: 0 S: 6 H: 0 LOB: 0 BB: 0 P: 10	R: 0 E: 0 K: 1 S: 10 H: 0 LOB: 1 BB: 1 P: 16	R: 0 E: 0 K: 0 S: 6 H: 1 LOB: 1 BB: 0 P: 9	R: 0 E: 0 K: 0 S: 6 H: 0 LOB: 0 BB: 1 P: 11	R: 1 E: 0 K: 0 S: 11 H: 2 LOB: 2 BB: 1 P: 20	R: 0 E: 0 K: 0 S: 7 H: 1 LOB: 1 BB: 0 P: 13	1B: 4 2B: 3 3B: 0 HR: 0	SF: 0 SAC: 1 DP: 1 HBP: 0						

PITCHER	IP	WLS	BF	H	R	ER	SO	BB	IBB	HBP	BLK	WP	HR	S	P	ERA	WHIP
Pascual Perez, R (1, 1) ERA: 2.38	9.0	W	36	7	1	1	1	4	0	0	0	0	0	65	112	1.00	1.222

PITCHER	IP	WLS	BF	H	R	ER	SO	BB	IBB	HBP	BLK	WP	HR	S	P	ERA	WHIP

TOP

St. Louis Cardinals @ Montreal Expos

Olympic Stadium, Montreal, QB

Tue Sep 13 1988, 7:05 PM EDT

Att. 8,623 - Dome

livebaseballscorecards.com

AB	31
R	1
H	7
RBI	1
BB	4
SO	1
LOB	14

1B: 4 SF: 0
2B: 3 SAC: 1
3B: 0 DP: 1
HR: 0 HBP: 0

WP: 0 PA: 36
PB: 0
SB: 0
CS: 0

Batter	1	2	3	4	5	6	7	8	9	AB	R	H	RBI	BB	SO	LOB
Otis Nixon, S (1, 8) OBP: 0.303, SLG: 0.272	C B C B B B 4-2 CS BB		X 0-0 ③ 1-3		B B B 4-0 2B HR BB	B X 1-0 ③ F4				2	1	0	0	2	0	2
Tracy Jones, R (1, 7) OBP: 0.354, SLG: 0.337	B C 1 B F B X SAFE 3-2 ① L9			B X 1-0 E 1B	X 0-0 HR 2B 1-3		C B F C 1-3 ① K			4	2	2	0	0	1	1
Andres Galarraga, R (1, 3) OBP: 0.356, SLG: 0.539	B B C F C 2-3 ② ③ K 1-2			B B C S B X 3-2 E6 1B 2B 1-H	I I I 4-0 HR IBB		B F F F X 1-2 ② 6-3			3	2	1	1	1	1	1
Hubie Brooks, R (1, 9) OBP: 0.318, SLG: 0.438 Dave Martinez, L (7, PR) OBP: 0.300, SLG: 0.318 (8, 9)		B B X 2-0 ① F9		X 0-0 FC6-4 1B 3-H	C B S F F X 1-2 1-H 2-H 3-H HR		C X 0-1 1B 2B			4 0	1 1	3 0	5 0	0 0	0 0	0 0
Tim Wallach, R (1, 5) OBP: 0.303, SLG: 0.395		B X 1-0 CS 1B 1B		B C X 1-1 ① F9	X 0-0 ③ L6		B X 1-0 2-H 1B			4	0	2	1	0	0	1
Nelson Santovenia, R (1, 2) OBP: 0.288, SLG: 0.400		B F X 1-1 1-2 1B		S B C F X 1-2 ② P6		B X 1-0 ① F8	B X 1-0 ③ 5-3			4	0	1	0	0	0	2
Rex Hudler, R (1, 4) OBP: 0.302, SLG: 0.425		B B F B S C 3-3 ② ③ K 2-3		B B X 2-0 ③ FC6-4 1-2f	C B S S 1-3 ② K			B X 1-0 ① 5-3		4	0	0	0	0	2	3
Luis Rivera, R (1, 6) OBP: 0.274, SLG: 0.320			S C C 0-3 ① K		B B F F F F B S 3-3 ① K	F B B B F X 2-2 E5 1B		F B B X 2-1 ② 1-3		4	0	0	0	0	2	0
Pascual Perez, R (1, 1) OBP: 0.113, SLG: 0.041			X 0-0 ② G3		S F X 0-2 ② F9	X 0-0 1-3 1B		B B C S S 2-3 ③ K		4	0	1	0	0	1	0
Inning Stats	R: 0 E: 0 K: 1 S: 8 H: 0 LOB: 0 BB: 1 P: 17	R: 0 E: 0 K: 1 S: 7 H: 2 LOB: 2 BB: 0 P: 14	R: 0 E: 0 K: 1 S: 5 H: 0 LOB: 0 BB: 0 P: 5	R: 2 E: 1 K: 0 S: 12 H: 3 LOB: 1 BB: 0 P: 20	R: 4 E: 0 K: 1 S: 15 H: 2 LOB: 0 BB: 2 P: 27	R: 0 E: 1 K: 1 S: 9 H: 1 LOB: 2 BB: 0 P: 14	R: 1 E: 0 K: 1 S: 11 H: 2 LOB: 1 BB: 0 P: 15	R: 0 E: 0 K: 1 S: 6 H: 0 LOB: 0 BB: 0 P: 11		1B: 6 2B: 4 3B: 0 HR: 1 SF: 0 SAC: 0 DP: 1 HBP: 0						

BOTTOM

St. Louis Cardinals @ Montreal Expos

Olympic Stadium, Montreal, QB

Tue Sep 13 1988, 7:05 PM EDT

Att. 8,623 - Dome

livebaseballscorecards.com

AB	33
R	7
H	10
RBI	7
BB	3
SO	7
LOB	10

PITCHER	IP	WLS	BF	H	R	ER	SO	BB	IBB	HBP	BLK	WP	HR	S	P	ERA	WHIP
Larry McWilliams, L (1, 1) ERA: 3.37	6.0	L	28	8	6	6	5	2	1	0	0	0	1	56	97	9.00	1.667
Dan Quisenberry, R (7, 1) ERA: 5.13	2.0		8	2	1	1	2	0	0	0	0	0	0	17	26	4.50	1.000

PITCHER	IP	WLS	BF	H	R	ER	SO	BB	IBB	HBP	BLK	WP	HR	S	P	ERA	WHIP

WP: 0 PB: 0 SB: 0 CS: 2 PA: 36

Batter	1	2	3	4	5	6	7	8	9	10	11	12	AB	R	H	RBI	BB	SO	LOB
Barry Bonds, L (1, 7) OBP: 0.369, SLG: 0.501	C X 0-1 F7 ①	B B X 2-0 1-3 2-H 1B			B B X 2-0 F6 ②			F F B X 1-2 4-3 ②		F B B X 2-1 S SH1-4 1B		F X 0-1 F5 ②	6	0	2	1	0	0	0
Jose Lind, R (1, 4) OBP: 0.297, SLG: 0.314	B X 1-0 FC5-4 1B	C S 0-3 K ③			C B X 1-1 ③ 1B			C B S B F F B X 3-2 1B 1B		X 0-0 SH1-4 ① 1-2		B X 1-0 HR 2B	5	1	4	0	0	1	2
Andy Van Slyke, L (1, 8) OBP: 0.344, SLG: 0.512	C 1 SAFE B X 1-1 FC5-4 S ② 1-2f		B B X 2-0 G3 ①			C S B C 1-3 K ①		F B 1 SAFE X 1-1 ② 1-2 1B		S B C C 1-3 K ② 2-3		I I I 4-0 HR IBB	5	1	1	0	1	2	2
Bobby Bonilla, S (1, 5) OBP: 0.363, SLG: 0.464	B F B F B B 4-2 1-2 BB		B F X 1-1 F5 ②			X 0-0 F8 ②		B F X 2-1 F8 ③		I I I 4-0 IBB		C B F B X 2-2 1-H 2-H HR	4	1	1	3	2	0	2
Sid Bream, L (1, 3) OBP: 0.324, SLG: 0.406	C B F B B X 2-2 L9 ③		C F B B B X 2-2 F3 ③			B B X 2-0 F7 ③			L S X 0-2 4-3 ①	C X 0-1 F9 ③		B F C B S 2-3 K ③	6	0	0	0	0	1	4
Glenn Wilson, R (1, 9) OBP: 0.279, SLG: 0.313		B X 1-0 1B 1B 1B		C C X 0-2 F9 ①			S F B B B B F X 3-2 6-3 ①		F B B B F S 2-3 K ②		B C X 1-1 F8 ①		5	1	1	0	0	1	0
Michael LaValliere, L (1, 2) OBP: 0.358, SLG: 0.333	C B B X 2-1 F8 ①	B B B B 4-0 CS BB					B C X 1-1 G6-4-3 1B		X 0-0 BB 1B		S S S 0-3 K ②		3	0	2	0	1	0	1
Morris Madden, L (9, PR)													0	0	0	0	0	0	0
Tom Prince, R (9, 2) OBP: 0.250, SLG: 0.232													1	0	0	0	0	1	0
Felix Fermin, R (1, 6) OBP: 0.388, SLG: 0.356	C 1 SAFE C B X 1-2 1B 1B			B F B S F X 2-2 6-3 ② ③			X 0-0 G6-4-3 ② ③		B B B B 4-0 BB		B X 1-0 3-1 ③		2	0	1	0	0	0	1
Ken Oberkfell, L (7, PH) OBP: 0.327, SLG: 0.366													1	0	0	0	0	0	1
Rafael Belliard, R (7, 6) OBP: 0.286, SLG: 0.244													0	0	0	0	0	0	0
Gary Redus, R (9, PH) OBP: 0.343, SLG: 0.390													0	0	0	1	0	0	0
Scott Medvin, R (9, 1)													0	0	0	0	0	0	0
Orestes Destrade, S (11, PH) OBP: 0.243, SLG: 0.303													1	0	0	0	0	0	0
Brian Fisher, R (11, 1) OBP: 0.111, SLG: 0.071													0	0	0	0	0	0	0
Mike Dunne, R (1, 1) OBP: 0.170, SLG: 0.119	C O L 0-3 K ②				C F B B B X 2-2 B1-3 ①			F X 0-1 6-3 ①	X 0-0 1-3 ③			C F X 0-2 4-3 ①	2	0	0	0	0	1	2
John Cangelosi, S (8, PH) OBP: 0.321, SLG: 0.231													1	0	0	0	0	0	0
Jeff Robinson, R (8, 1) OBP: 0.133, SLG: 0.071													0	0	0	0	0	0	0
R.J. Reynolds, S (9, PH) OBP: 0.283, SLG: 0.363													1	0	0	0	0	0	2
Al Pedrique, R (9, 6) OBP: 0.235, SLG: 0.220													1	0	0	0	0	0	0
Inning Stats	R: 0 E: 0 K: 0 S: 10 H: 1 LOB: 2 BB: 1 P: 18	R: 1 E: 0 K: 2 S: 13 H: 3 LOB: 2 BB: 0 P: 19	R: 0 E: 0 K: 0 S: 6 H: 0 LOB: 0 BB: 0 P: 11	R: 0 E: 0 K: 0 S: 7 H: 0 LOB: 0 BB: 1 P: 13	R: 0 E: 0 K: 0 S: 6 H: 1 LOB: 1 BB: 0 P: 11	R: 0 E: 0 K: 1 S: 5 H: 0 LOB: 0 BB: 0 P: 8	R: 0 E: 0 K: 0 S: 7 H: 1 LOB: 0 BB: 0 P: 11	R: 0 E: 0 K: 0 S: 14 H: 2 LOB: 2 BB: 0 P: 21	R: 0 E: 0 K: 1 S: 8 H: 1 LOB: 2 BB: 1 P: 14	R: 0 E: 0 K: 1 S: 8 H: 1 LOB: 2 BB: 1 P: 15	R: 0 E: 0 K: 1 S: 6 H: 0 LOB: 0 BB: 0 P: 8	R: 3 E: 0 K: 1 S: 12 H: 2 LOB: 0 BB: 1 P: 21	1B: 10 2B: 1 3B: 0 HR: 1 SF: 0 SAC: 1 DP: 1 HBP: 0	WP: 0 PB: 0 SB: 2 CS: 1 PA: 50					

PITCHER		IP	WLS	BF	H	R	ER	SO	BB	IBB	HBP	BLK	WP	HR	S	P	ERA	WHIP
Brian Holman, R ERA: 3.17	(1, 1)	8.0		31	8	1	1	3	2	0	0	0	0	0	68	112	1.12	1.250
Joe Hesketh, L ERA: 2.86	(9, 1)	2.0		10	2	0	0	2	1	1	0	0	0	0	16	29	0.00	1.500
Tim Burke, R ERA: 3.8	(11, 1)	2.0	L	9	2	3	3	2	0	1	0	0	0	1	18	29	13.50	1.000

PITCHER	IP	WLS	BF	H	R	ER	SO	BB	IBB	HBP	BLK	WP	HR	S	P	ERA	WHIP

TOP

Pittsburgh Pirates @ Montreal Expos

Olympic Stadium, Montreal, QB

Wed Sep 14 1988, 7:05 PM EDT

Att. 10,886 - Dome - 72 F

livebaseballscorecards.com

AB	44
R	4
H	12
RBI	4
BB	5
SO	7
LOB	17

Batter	1	2	3	4	5	6	7	8	9	10	11	12	AB	R	H	RBI	BB	SO	LOB
Tracy Jones, R (1, 7) OBP: 0.352, SLG: 0.332	1-1 F3		G6-4-3 1B BB		2-0 6-3			1 SAFE 0-0 SH3-4 1-2			X 0-0 4-3		3	0	0	0	1	0	0
Dave Martinez, L (1, 8) OBP: 0.303, SLG: 0.327	1-1 5-3 3B		C 1 SAFE 1 SAFE B 1 SAFE 1 SAFE X 1-1 G6-4-3 1-2 1B		C C X 0-2 PO 1B			B X 1-0 4-3 2-3			C B B X 2-1 F7		5	1	3	0	0	0	2
Andres Galarraga, R (1, 3) OBP: 0.353, SLG: 0.534	3-2 5-3 3-H		C S X 0-2 G6-4-3 1-2f 2-3		1 SAFE 1 SAFE 0-0 PO 1-2	C S X 0-2 F9		C S S 0-3 K			C B X 1-1 F9		5	0	0	1	0	1	4
Hubie Brooks, R (1, 9) OBP: 0.315, SLG: 0.434	1-1 6-3		X 0-0 4-3			C F B X 1-2 4-3			B F B X 2-1 F8			C F B B F X 2-2 4-3	5	0	0	0	0	0	1
Tim Wallach, R (1, 5)		B F F B F X 2-2 F7		F X 0-1 F7		X 0-0 4-3			C S S 0-3 K			B B S S X 2-2 G4-6-3	5	0	1	0	0	1	0
Tom Foley, L (1, 4) OBP: 0.310, SLG: 0.372		B X 1-0 S 1B		X 0-0 FC6-4 1B			X 0-0 1-3		B B F X 2-1 F8			B C B S X 2-2 G4-6-3 1-2f	5	0	2	0	0	0	1
Nelson Santovenia, R (1, 2) OBP: 0.284, SLG: 0.394	X 0-0 F7		S X 0-1 F8				C B S S 1-3 K			B X 1-0 6-3			4	0	0	0	0	1	2
Jeff Huson, L (1, 6) OBP: 0.455, SLG: 0.400 Tom O'Malley, L (10, PH) OBP: 0.500, SLG: 0.429 Luis Rivera, R (11, 6) OBP: 0.274, SLG: 0.320		1 SAFE B B B B 4-0 1-2 BB	C 1 SAFE B B B 1 SAFE X 2-1 FC6-4 1-2f				X 0-0 4-3			F F B S 2-3 K			2	0	0	0	1	0	1
													1	0	0	0	0	1	0
													0	0	0	0	0	0	0
Brian Holman, R (1, 1) OBP: 0.154, SLG: 0.120 Wallace Johnson, S (8, PH) OBP: 0.407, SLG: 0.436 Rex Hudler, R (8, PR) OBP: 0.302, SLG: 0.425 Joe Hesketh, R (9, 1) Graig Nettles, L (10, PH) OBP: 0.247, SLG: 0.253 Tim Burke, R (11, 1)	S B X 1-1 1-3			F C F B X 1-2 4-3				X 0-0 4-3 SH3-4			C B F S X 1-2 G3		2	0	0	0	0	0	2
													1	0	1	0	0	0	0
													0	0	0	0	0	0	0
													0	0	0	0	0	0	0
													1	0	0	0	0	0	0
													0	0	0	0	0	0	0
Inning Stats	R: 1 H: 1 E: 0 LOB: 0 K: 0 BB: 0 S: 9 P: 15	R: 0 H: 1 E: 0 LOB: 2 K: 0 BB: 1 S: 8 P: 16	R: 0 H: 1 E: 0 LOB: 1 K: 0 BB: 1 S: 7 P: 12	R: 0 H: 1 E: 0 LOB: 1 K: 0 BB: 0 S: 7 P: 9	R: 0 H: 1 E: 0 LOB: 0 K: 0 BB: 0 S: 8 P: 11	R: 0 H: 0 E: 0 LOB: 0 K: 0 BB: 0 S: 7 P: 8	R: 0 H: 0 E: 0 LOB: 0 K: 1 BB: 0 S: 5 P: 6	R: 0 H: 1 E: 0 LOB: 2 K: 1 BB: 0 S: 6 P: 7	R: 0 H: 0 E: 0 LOB: 0 K: 1 BB: 0 S: 7 P: 11	R: 0 H: 0 E: 0 LOB: 0 K: 1 BB: 0 S: 8 P: 12	R: 0 H: 0 E: 0 LOB: 0 K: 0 BB: 0 S: 5 P: 8	R: 0 H: 1 E: 0 LOB: 0 K: 0 BB: 0 S: 10 P: 16	1B: 6 2B: 0 3B: 1 HR: 0	SF: 0 SAC: 1 DP: 2 HBP: 0					

PITCHER		IP	WLS	BF	H	R	ER	SO	BB	IBB	HBP	BLK	WP	HR	S	P	ERA	WHIP
Mike Dunne, R ERA: 3.81	(1, 1)	7.0		26	5	1	1	1	2	0	0	0	0	0	51	77	1.29	1.000
Jeff Robinson, R ERA: 3.24	(8, 1)	1.0		4	1	0	0	1	0	0	0	0	0	0	6	7	0.00	1.000
Scott Medvin, R ERA: 5.68	(9, 1)	2.0		6	0	0	0	2	0	0	0	0	0	0	15	23	0.00	0.000
Brian Fisher, R ERA: 4.81	(11, 1)	2.0	W	6	1	0	0	0	0	0	0	0	0	0	15	24	0.00	0.500

PITCHER	IP	WLS	BF	H	R	ER	SO	BB	IBB	HBP	BLK	WP	HR	S	P	ERA	WHIP

BOTTOM

Pittsburgh Pirates @ Montreal Expos

Olympic Stadium, Montreal, QB

Wed Sep 14 1988, 7:05 PM EDT

Att. 10,886 - Dome - 72 F

livebaseballscorecards.com

AB	39
R	1
H	7
RBI	1
BB	2
SO	4
LOB	13

WP: 0 PA: 43
PB: 0
SB: 1
CS: 0

Batter	1	2	3	4	5	6	7	8	9	AB	R	H	RBI	BB	SO	LOB
John Cangelosi, S (1, 8) OBP: 0.315, SLG: 0.229	C F B X 1-2 4-3 ①		S B B X 2-1 S 1B		B C B B F X 3-2 6-3 ①	X 0-0 F2 ③		S C B F S 1-3 K ①		5	0	1	0	0	1	2
Jose Lind, R (1, 4) OBP: 0.299, SLG: 0.315	F X 0-1 F4 ②		1 SAFE 1 SAFE 1 SAFE C B B X 2-1 1-3 1B		B B B C B 4-1 1B BB		B B C B X 3-1 FC5-4 1B	B C X 1-1 L5 ②		4	0	2	0	1	0	0
Gary Redus, R (1, 7) OBP: 0.341, SLG: 0.385	B C B S B F B 4-2 2B BB		S B S C 1-3 K ②		C F S 0-3 K ②		S F X 0-2 FC5-4 1B 1-2f 1B ①	F B S S 1-3 K ③		4	1	0	0	1	3	4
Bobby Bonilla, S (1, 5) OBP: 0.365, SLG: 0.468	F X 0-1 1-H 2B ③		X 0-0 F8 ③		B X 1-0 1-2 1B		S B F B X 2-2 1B 1-3 1B 1B		X 0-0 6-3 ①	5	1	3	0	0	0	2
Glenn Wilson, R (1, 9) OBP: 0.285, SLG: 0.335		C B F F X 1-2 HR		F F X 0-2 HR	B C S X 1-2 5-3 ③		B X 1-0 BB 1B 1-2 3-H 1B		X 0-0 1B	5	2	4	3	0	0	2
Orestes Destrade, S (1, 3) OBP: 0.238, SLG: 0.270		C C F F S 0-3 K ①		B C X 1-1 F6 ①		B C B C B B 4-2 BB BB	B S C S 1-3 K ②		B B S X 2-1 F4 ②	4	0	0	0	1	2	3
Junior Ortiz, R (1, 2) OBP: 0.336, SLG: 0.383		C F B B F B X 3-2 F8 ②		B B S X 2-1 6-3 ②		C B B X 2-1 F5 ①	B B C B S X 3-2 BB 1-2 2-H 1B		S S B F S 1-3 K ③	2	0	0	0	0	0	0
Michael LaValliere, L (6, PH) OBP: 0.359, SLG: 0.334										2	0	1	1	0	0	1
(6, 2)																
Ruben Rodriguez, R (7, PR)										1	0	0	0	0	1	1
(7, 2)																
Rafael Belliard, R (1, 6) OBP: 0.288, SLG: 0.244		S C F F B S 1-3 K ③		B B C B B 4-1 FC4 BB		C B B X 2-1 F8 ②	B B B B C C B 4-2 1-2 2-3 BB			1	0	0	0	1	1	0
Ken Oberkfell, L (6, PH) OBP: 0.327, SLG: 0.366										1	0	0	0	1	0	1
(6, 6)																
Dave LaPoint, L (1, 1) OBP: 0.071, SLG: 0.071			C B S B C 2-3 K ①	B X 1-0 FC4 1-2f ③		B B B C F B 4-2 1-2 BB	C S S 0-3 K ③			2	0	0	0	0	1	1
Benny Distefano, L (6, PH) OBP: 0.556, SLG: 0.857										0	0	0	0	1	0	0
Randy Kramer, R (6, 1)										0	0	0	0	0	0	0
R.J. Reynolds, S (7, PH) OBP: 0.282, SLG: 0.362										1	0	0	0	0	1	3
Scott Medvin, R (7, 1)										0	0	0	0	0	0	0
Dave Rucker, L (8, 1)										0	0	0	0	0	0	0

TOP

Pittsburgh Pirates @ Montreal Expos

Olympic Stadium, Montreal, QB

Thu Sep 15 1988, 7:05 PM EDT

Att. 9,494 - Dome

livebaseballscorecards.com

AB	37
R	4
H	11
RBI	4
BB	6
SO	10
LOB	20

Inning Stats	1	2	3	4	5	6	7	8	9
	R: 0 H: 1 E: 0 LOB: 2 K: 0 BB: 1 S: 10 P: 15	R: 1 H: 1 E: 0 LOB: 0 K: 2 BB: 0 S: 18 P: 23	R: 0 H: 2 E: 0 LOB: 2 K: 2 BB: 0 S: 11 P: 18	R: 1 H: 1 E: 0 LOB: 1 K: 0 BB: 1 S: 9 P: 17	R: 0 H: 1 E: 0 LOB: 2 K: 1 BB: 1 S: 11 P: 20	R: 0 H: 0 E: 0 LOB: 2 K: 0 BB: 2 S: 9 P: 21	R: 2 H: 4 E: 0 LOB: 3 K: 2 BB: 1 S: 20 P: 34	R: 0 H: 0 E: 0 LOB: 0 K: 2 BB: 0 S: 9 P: 12	R: 0 H: 1 E: 0 LOB: 1 K: 1 BB: 0 S: 8 P: 11

| | | | | | | | | | | | | | | | |

Batter	1	2	3	4	5	6	7	8	9	AB	R	H	RBI	BB	SO	LOB
Otis Nixon, S (1, 8) OBP: 0.302, SLG: 0.272	5-3		E 1B		FC6-4 S HR		1-3			4	2	1	0	0	0	2
Tracy Jones, R (1, 7) OBP: 0.350, SLG: 0.335	F8		E7 2B		K		F8			4	1	1	2	0	1	2
Andres Galarraga, R (1, 3) OBP: 0.354, SLG: 0.543	G3		L7		HR		WP 3B			4	2	2	3	0	0	0
Hubie Brooks, R (1, 9) OBP: 0.316, SLG: 0.442		F3		1-3 1B 2B	HR		L4			4	2	2	1	0	0	0
Dave Martinez, L (8, 9) OBP: 0.303, SLG: 0.327										0	0	0	0	0	0	0
Tim Wallach, R (1, 5) OBP: 0.300, SLG: 0.390		F9		1-3	F8			F4		4	0	0	0	0	0	1
Mike Fitzgerald, R (1, 2) OBP: 0.331, SLG: 0.370		4-3		1-3 2-3		F9		F7		4	0	0	0	0	0	1
Rex Hudler, R (1, 4) OBP: 0.308, SLG: 0.429			B4-3	1B 3-H		CS 1B		K		3	0	2	1	0	0	0
Luis Rivera, R (1, 6) OBP: 0.274, SLG: 0.320			1B E 1B	L8		4-3 1-2				3	1	1	0	0	0	2
Randy Johnson, R (1, 1)			K		FC6-4 1B		1-3 3B 1B			1	0	0	0	0	1	1
Johnny Paredes, R (5, PH) OBP: 0.286, SLG: 0.253										1	0	1	0	0	0	0
Jeff Parrett, R (6, 1)										0	0	0	0	0	0	0
Rich Sauveur, L (7, 1)										0	0	0	0	0	0	0
Andy McGaffigan, R (7, 1)										1	0	0	0	0	1	0
Tom Foley, L (7, 4) OBP: 0.312, SLG: 0.374										1	1	1	0	0	0	0
Inning Stats	R: 0 E: 0 K: 0 S: 7 H: 0 LOB: 0 BB: 0 P: 10	R: 0 E: 0 K: 0 S: 9 H: 0 LOB: 0 BB: 0 P: 12	R: 3 E: 1 K: 1 S: 13 H: 3 LOB: 0 BB: 0 P: 15	R: 1 E: 0 K: 0 S: 11 H: 2 LOB: 1 BB: 0 P: 14	R: 3 E: 0 K: 1 S: 13 H: 3 LOB: 0 BB: 0 P: 21	R: 0 E: 0 K: 0 S: 6 H: 1 LOB: 0 BB: 0 P: 9	R: 2 E: 0 K: 0 S: 9 H: 2 LOB: 0 BB: 0 P: 16	R: 0 E: 0 K: 1 S: 8 H: 0 LOB: 0 BB: 0 P: 12		1B: 6 2B: 2 3B: 1 HR: 2	SF: 0 SAC: 0 DP: 0 HBP: 0					

PITCHER		IP	WLS	BF	H	R	ER	SO	BB	IBB	HBP	BLK	WP	HR	S	P	ERA	WHIP
Dave LaPoint, L ERA: 3.18	(1, 1)	5.0	L	23	8	7	6	2	0	0	0	0	0	2	53	72	10.80	1.600
Randy Kramer, R ERA:	(6, 1)	1.0		3	1	0	0	0	0	0	0	0	0	0	6	9	0.00	1.000
Scott Medvin, R ERA: 6.3	(7, 1)	1.0		5	2	2	2	0	0	0	0	0	1	0	9	16	18.00	2.000
Dave Rucker, L ERA: 4.01	(8, 1)	1.0		3	0	0	0	1	0	0	0	0	0	0	8	12	0.00	0.000

PITCHER	IP	WLS	BF	H	R	ER	SO	BB	IBB	HBP	BLK	WP	HR	S	P	ERA	WHIP

BOTTOM

Pittsburgh Pirates @ Montreal Expos

Olympic Stadium, Montreal, QB

Thu Sep 15 1988, 7:05 PM EDT

Att. 9,494 - Dome

livebaseballscorecards.com

AB	34
R	9
H	11
RBI	7
BB	0
SO	3
LOB	9

WP: 1	PA: 34		
PB: 0			
SB: 1			
CS: 1			

Batter	1	2	3	4	5	6	7	8	9	AB	R	H	RBI	BB	SO	LOB
Otis Nixon, S (1, 8) OBP: 0.302, SLG: 0.273	B1-3		FC5 1B		4-3				BB	3	0	1	0	0	0	0
Dave Martinez, L (7, PH) OBP: 0.304, SLG: 0.326										1	0	0	0	1	1	1
(7, 8)																
Tracy Jones, R (1, 7) OBP: 0.360, SLG: 0.340	6-3		E 1-2		CS		BB		BB	3	1	2	0	2	0	0
Andres Galarraga, R (1, 3) OBP: 0.352, SLG: 0.540	1B		FC5 1B 1-H 2-3f		K		L8		K	5	1	1	0	0	2	6
Hubie Brooks, R (1, 9) OBP: 0.315, SLG: 0.440	K		1B 2-H		CS 1-2	K		F9	F9	5	0	1	1	0	2	3
Tim Wallach, R (1, 5) OBP: 0.303, SLG: 0.394		E BB	K			2B		1B		3	1	2	0	1	1	1
Jeff Huson, L (8, PR) OBP: 0.455, SLG: 0.400										0	0	0	0	0	0	0
(8, 4)																
Nelson Santovenia, R (1, 2) OBP: 0.287, SLG: 0.396		FC5-4 1B 1-2	K			F7		1B 1-2		4	0	2	0	0	1	2
Rex Hudler, R (1, 4) OBP: 0.303, SLG: 0.422		FC5-4 6-3 1B 1-2f 2-H	K			L4		K		3	0	0	0	0	1	2
Tom Foley, L (8, PH) OBP: 0.312, SLG: 0.374										0	0	0	0	0	0	0
Mike Fitzgerald, R (8, PH) OBP: 0.329, SLG: 0.367										1	0	0	0	0	1	2
Tom O'Malley, L (8, 5) OBP: 0.500, SLG: 0.429										0	0	0	0	0	0	0
Luis Rivera, R (1, 6) OBP: 0.271, SLG: 0.317		6-3 2-3	B1-3				L9	K		4	0	0	0	0	1	3
John Dopson, L (1, 1) OBP: 0.083, SLG: 0.085		K	K				S 1B		F9	2	0	0	0	0	2	1
Johnny Paredes, R (7, PH) OBP: 0.302, SLG: 0.262										1	0	1	0	0	0	0
Tim Burke, R (7, 1)										0	0	0	0	0	0	0
Wallace Johnson, S (9, PH) OBP: 0.402, SLG: 0.430										1	0	0	0	0	0	0
Joe Hesketh, R (9, 1)										0	0	0	0	0	0	0
Inning Stats	R: 0 E: 0 K: 1 S: 11 H: 1 LOB: 1 BB: 0 P: 16	R: 1 E: 1 K: 1 S: 9 H: 1 LOB: 1 BB: 1 P: 15	R: 2 E: 1 K: 2 S: 14 H: 3 LOB: 1 BB: 0 P: 20	R: 0 E: 0 K: 2 S: 9 H: 0 LOB: 0 BB: 0 P: 10	R: 0 E: 0 K: 1 S: 7 H: 1 LOB: 0 BB: 0 P: 12	R: 0 E: 0 K: 1 S: 10 H: 1 LOB: 1 BB: 0 P: 12	R: 0 E: 0 K: 1 S: 8 H: 1 LOB: 2 BB: 1 P: 13	R: 0 E: 0 K: 2 S: 10 H: 2 LOB: 2 BB: 0 P: 13	R: 0 E: 0 K: 1 S: 11 H: 0 LOB: 2 BB: 2 P: 21	1B: 9 2B: 1 3B: 0 HR: 0	SF: 0 SAC: 0 DP: 0 HBP: 0						

PITCHER	IP	WLS	BF	H	R	ER	SO	BB	IBB	HBP	BLK	WP	HR	S	P	ERA	WHIP
Bob Ojeda, L (1, 1) ERA: 2.88	6.1		27	8	3	2	8	1	0	0	0	0	0	62	87	2.84	1.421
Terry Leach, R (7, 1) ERA: 2.6	1.0		6	2	0	0	1	1	0	0	0	0	0	10	16	0.00	3.000
Randy Myers, L (8, 1) ERA: 1.45	1.2	W	7	0	0	0	3	2	0	0	0	0	0	17	29	0.00	1.200

PITCHER	IP	WLS	BF	H	R	ER	SO	BB	IBB	HBP	BLK	WP	HR	S	P	ERA	WHIP

TOP

Montreal Expos @ New York Mets

Shea Stadium, Flushing, NY

Fri Sep 16 1988, 7:05 PM EDT

Att. 43,331 - Unknown - 70 F

livebaseballscorecards.com

AB	36
R	3
H	10
RBI	1
BB	4
SO	12
LOB	21

MONTREAL EXPOS

BOTTOM

Batter	1	2	3	4	5	6	7	8	9	AB	R	H	RBI	BB	SO	LOB
Mookie Wilson, S (1, 8) OBP: 0.347, SLG: 0.431	X 0-0 BB, 1B, 1B	B L S X 1-2 FC6-4, 1B			X 0-0 4-3 ①		C S C 0-3 K ①		1 SAFE B X 1-0 SH2-4 ① 1-2	4	1	2	0	0	1	0
Wally Backman, S (1, 4) OBP: 0.386, SLG: 0.342 Tim Teufel, R (9, PH) OBP: 0.308, SLG: 0.329	B B 1 SAFE B B 4-0 1B, E, BB 1-2	1 SAFE P B B C X 2-1 FC6-4 ② 1-2f S			B S B F F B X 3-2 3-1 ②		C X 0-1 1B, 1B		B B X 2-0 5-3 ②	3 1	1 0	1 0	0 0	1 0	0 0	1 1
Gregg Jefferies, S (1, 5) OBP: 0.438, SLG: 0.779	C B F X 1-2 L7 ①	F B B F X 2-2 L6 ③ 1-2			X 0-0 1B, 1B		B 1 S X 1-1 1B 1-3		X 0-0 1B 2-H	5	0	3	1	0	0	3
Darryl Strawberry, L (1, 9) OBP: 0.356, SLG: 0.522	B X 1-0 S, E, 1B 1-3 2-H		B B S F S 2-3 K ①		C X 0-1 1B 1-2		B B C C C 2-3 K ②			4	1	2	1	0	2	2
Kevin McReynolds, R (1, 7) OBP: 0.330, SLG: 0.472	B B B X 3-0 E5 1-H 3-H		B X 1-0 5-3 ②		F X 0-1 F4 ③		C X 0-1 1-3 ③			4	0	0	1	0	0	4
Gary Carter, R (1, 2) OBP: 0.301, SLG: 0.362	B S X 1-1 F8 ②		X 0-0 6-3 ③			B B X 2-0 P6 ①		X 0-0 P5 ①		4	0	0	0	0	0	1
Dave Magadan, L (1, 3) OBP: 0.396, SLG: 0.331	B B C B C B 4-2 BB			C X 0-1 F7 ①		C B B X 2-1 F8 ②		C B B C C 2-3 K ②		3	0	0	0	1	1	0
Kevin Elster, R (1, 6) OBP: 0.276, SLG: 0.316	F F S 0-3 K ③			C C F X 0-2 6-3 ②		C B B X 2-1 2B		B C X 1-1 5-3 ③		4	0	1	0	0	1	2
Bob Ojeda, L (1, 1) OBP: 0.177, SLG: 0.180 Terry Leach, R (7, 1) OBP: 0.143, SLG: 0.214 Randy Myers, L (8, 1) OBP: 0.250, SLG: 0.500 Keith Miller, R (9, PH) OBP: 0.246, SLG: 0.295		F C S 0-3 K ①		F F B X 1-2 F8 ③		B C X 1-1 L4 ③			B F B B B F X 3-2 E6, SH2-4, 1B	3 0 0 1	0 0 0 1	0 0 0 1	0 0 0 0	1 0 0 0	1 0 0 0	1 0 0 0
Inning Stats	R: 3 H: 2 E: 1 LOB: 2 K: 1 BB: 2 S: 13 P: 27	R: 0 H: 1 E: 0 LOB: 1 K: 1 BB: 0 S: 12 P: 16	R: 0 H: 0 E: 0 LOB: 0 K: 1 BB: 0 S: 5 P: 8	R: 0 H: 0 E: 0 LOB: 0 K: 0 BB: 0 S: 9 P: 10	R: 0 H: 2 E: 0 LOB: 2 K: 0 BB: 0 S: 10 P: 13	R: 0 H: 1 E: 0 LOB: 1 K: 0 BB: 0 S: 7 P: 14	R: 0 H: 2 E: 0 LOB: 2 K: 2 BB: 0 S: 12 P: 15	R: 0 H: 0 E: 0 LOB: 0 K: 1 BB: 0 S: 6 P: 9	R: 1 H: 1 E: 1 LOB: 1 K: 0 BB: 0 S: 6 P: 12	1B: 8 2B: 1 3B: 0 HR: 0	SF: 0 SAC: 1 DP: 0 HBP: 0					

PITCHER		IP	WLS	BF	H	R	ER	SO	BB	IBB	HBP	BLK	WP	HR	S	P	ERA	WHIP
John Dopson, R ERA: 2.97	(1, 1)	6.0		27	6	3	3	3	2	0	0	0	0	0	56	88	4.50	1.333
Tim Burke, R ERA: 3.7	(7, 1)	2.0		8	2	0	0	3	0	0	0	0	0	0	18	24	0.00	1.000
Joe Hesketh, L ERA: 2.84	(9, 1)	0.2	L	4	1	1	0	0	0	0	0	0	0	0	6	12	0.00	1.500

PITCHER	IP	WLS	BF	H	R	ER	SO	BB	IBB	HBP	BLK	WP	HR	S	P	ERA	WHIP

Montreal Expos @ New York Mets

Shea Stadium, Flushing, NY

Fri Sep 16 1988, 7:05 PM EDT

Att. 43,331 - Unknown - 70 F

livebaseballscorecards.com

AB	36
R	4
H	9
RBI	3
BB	2
SO	6
LOB	15

WP: 0 PA: 39
PB: 0
SB: 2
CS: 0

Batter	1	2	3	4	5	6	7	8	9	AB	R	H	RBI	BB	SO	LOB
Otis Nixon, S (1, 8) OBP: 0.305, SLG: 0.277	X 0-0 F9-3 1B		B C C X 1-2 ① 3-1		C X 0-1 1B		X 0-0 ③ B3-1			4	0	2	0	0	0	0
Tracy Jones, R (1, 7) OBP: 0.358, SLG: 0.338	B ① 1 SAFE ② 1 SAFE C B X 2-1 F9-3 1-2		X 0-0 K 1B 1B		C S F X 0-2 ③ F9			S X 0-1 ① 6-3		4	0	1	0	0	0	2
Dave Martinez, L (1, 9) OBP: 0.311, SLG: 0.346	B B X 2-0 HR		B C F X 1-2 1-2 1B			B B X 2-0 HR		B B B C F B 4-2 CS S BB		3	2	3	2	1	0	0
Andres Galarraga, R (1, 3) OBP: 0.350, SLG: 0.536	B C X 1-1 ③ L9		B C B S F 2 SAFE S 2-3 ② ③ K 2-3			B B C F B X 3-2 ① P6		C B S F X 1-2 ② F7 1-2		4	0	0	0	0	1	3
Tom O'Malley, L (1, 5) OBP: 0.455, SLG: 0.400 Rex Hudler, R (9, PH) OBP: 0.302, SLG: 0.420		B X 1-0 1B 1B		B B X 2-1 ① F8		B F C B X 2-2 ② L3		C B C 1-2 ③ CS 2-3	C F F X 0-2 ① L1	3 1	0 0	1 0	0 0	0 0	0 0	0 0
Mike Fitzgerald, R (1, 2) OBP: 0.327, SLG: 0.371		B X 1-0 ① F8		C B B X 2-1 ② L1		X 0-0 2B			B F F B B X 3-2 ② F4	4	0	1	0	0	0	1
Tom Foley, L (1, 6) OBP: 0.313, SLG: 0.374 Nelson Santovenia, R (9, PH) OBP: 0.289, SLG: 0.396		B B B C X 3-1 1-3 1B		C S B B B X 3-2 ③ G3		B C C F B X 2-2 ③ F8			B C B B B 4-1 BB	3 0	0 0	1 0	0 0	0 1	0 0	1 0
Johnny Paredes, R (1, 4) OBP: 0.290, SLG: 0.250		B F F X 1-2 ② F6		B C X 1-1 ① F9			F X 0-1 ① F7		C S F B F S 1-3 ③ K	4	0	0	0	0	1	3
Bryn Smith, R (1, 1) OBP: 0.148, SLG: 0.135 Wallace Johnson, S (7, PH) OBP: 0.398, SLG: 0.425 Jeff Parrett, R (7, 1)		X 0-0 ③ L9		C B X 1-1 ② 6-3			C S B X 1-2 ② L8			2 1 0	0 0 0	0 0 0	0 0 0	0 0 0	0 0 0	2 0 0
Inning Stats	R: 1 H: 2 E: 0 LOB: 0 K: 0 BB: 0 S: 6 P: 11	R: 0 H: 2 E: 0 LOB: 2 K: 0 BB: 0 S: 8 P: 14	R: 0 H: 2 E: 0 LOB: 1 K: 1 BB: 0 S: 11 P: 15	R: 0 H: 0 E: 0 LOB: 0 K: 0 BB: 0 S: 7 P: 14	R: 0 H: 1 E: 0 LOB: 1 K: 0 BB: 0 S: 10 P: 12	R: 1 H: 2 E: 0 LOB: 1 K: 0 BB: 0 S: 12 P: 21	R: 0 H: 0 E: 0 LOB: 0 K: 0 BB: 0 S: 6 P: 7	R: 0 H: 0 E: 0 LOB: 0 K: 0 BB: 1 S: 10 P: 16	R: 0 H: 0 E: 0 LOB: 1 K: 1 BB: 1 S: 15 P: 23	1B: 6 SF: 0 2B: 2 SAC: 0 3B: 0 DP: 1 HR: 2 HBP: 0						

PITCHER		IP	WLS	BF	H	R	ER	SO	BB	IBB	HBP	BLK	WP	HR	S	P	ERA	WHIP
Ron Darling, R ERA: 3.23	(1, 1)	8.0	W	31	9	2	2	1	1	0	0	0	0	2	70	110	2.25	1.250
Randy Myers, L ERA: 1.43	(9, 1)	1.0		4	0	0	0	1	1	0	0	0	0	0	15	23	0.00	1.000

PITCHER	IP	WLS	BF	H	R	ER	SO	BB	IBB	HBP	BLK	WP	HR	S	P	ERA	WHIP

TOP

Montreal Expos @ New York Mets

Shea Stadium, Flushing, NY

Sat Sep 17 1988, 3:33 AM EDT

Att. 46,109 - Overcast - 69 F

livebaseballscorecards.com

AB	33
R	2
H	9
RBI	2
BB	2
SO	2
LOB	12

Batter	1	2	3	4	5	6	7	8	9	AB	R	H	RBI	BB	SO	LOB
Lenny Dykstra, L (1, 8) OBP: 0.316, SLG: 0.387	C B B F F F F F B 3-2 F X HR		F F X 0-2 ③ L4		B F B X 2-1 ③ L4			S F F X 0-2 ① 4-3		4	1	1	1	0	0	1
Wally Backman, S (1, 4) OBP: 0.384, SLG: 0.338	C F B S 1-3 ① K			B B B C B 4-1 E 1B BB		C B X 1-1 ① 6-3		B B X 2-0 ② 4-3		3	1	0	0	1	1	0
Gregg Jefferies, S (1, 5) OBP: 0.429, SLG: 0.750	X 0-0 ② 1-3			C F X 0-2 E4 F9 1B G3-6-3-4-6 1-2		B B C B F X 3-2 ② L3		X 0-0 1B HR 1B		4	2	1	0	0	0	1
Darryl Strawberry, L (1, 9) OBP: 0.359, SLG: 0.523	B C S C 1-3 ③ K			S X 0-1 G3-6-3-4-6 1-2 2-H 1B		B B C B B 4-1 S BB		1 SAFE 1 SAFE 1 SAFE 1 SAFE C 1 SAFE 1 SAFE X 0-1 HR 1-2 1B		3	1	2	1	1	1	0
Kevin McReynolds, R (1, 7) OBP: 0.329, SLG: 0.477		B C F B F C 2-3 ① K		S X 0-1 ① F9 2-3		B 1 SAFE C B F B X 3-2 ③ F7 1-2		C B F X 1-2 1-H 2-H HR		4	1	1	3	0	1	3
Dave Magadan, L (1, 3) OBP: 0.394, SLG: 0.330		C C F X 0-2 ② G3		1 SAFE 1 SAFE X 0-0 ② ③ G3-6-3-4-6 1-2f 3-H			F B F F B S 2-3 ① K	X 0-0 1B		4	0	1	0	0	1	1
Barry Lyons, R (1, 2) OBP: 0.238, SLG: 0.316		C F X 0-2 ③ F7			X 0-0 ① 1-3		F X 0-1 ② F8	B C C X 1-2 ③ F5		4	0	0	0	0	0	1
Kevin Elster, R (1, 6) OBP: 0.276, SLG: 0.314			B X 1-0 ① 4-3		B C S F F B B X 3-2 ② 6-3		B B B B 4-0 BB			2	0	0	0	1	0	0
Ron Darling, R (1, 1) OBP: 0.203, SLG: 0.260 Randy Myers, L (9, 1) OBP: 0.250, SLG: 0.500			L F F S 0-3 ② K		B F X 1-1 1B		S 1 SAFE C C 0-3 ③ K			3 0	0 0	1 0	0 0	0 0	2 0	1 0
Inning Stats	R: 1 H: 1 E: 0 LOB: 0 K: 2 BB: 0 S: 15 P: 20	R: 0 H: 0 E: 0 LOB: 0 K: 1 BB: 0 S: 11 P: 13	R: 0 H: 0 E: 0 LOB: 0 K: 1 BB: 0 S: 8 P: 9	R: 2 H: 1 E: 1 LOB: 0 K: 0 BB: 1 S: 9 P: 13	R: 0 H: 1 E: 0 LOB: 1 K: 0 BB: 0 S: 10 P: 16	R: 0 H: 0 E: 0 LOB: 1 K: 0 BB: 1 S: 9 P: 20	R: 0 H: 0 E: 0 LOB: 1 K: 2 BB: 1 S: 9 P: 15	R: 3 H: 4 E: 0 LOB: 1 K: 0 BB: 0 S: 15 P: 19		1B: 5 SF: 0 2B: 0 SAC: 0 3B: 0 DP: 1 HR: 2 HBP: 0						WP: 0 PA: 34 PB: 0 SB: 1 CS: 0

BOTTOM

Montreal Expos @ New York Mets

Shea Stadium, Flushing, NY

Sat Sep 17 1988, 3:33 AM EDT

Att. 46,109 - Overcast - 69 F

livebaseballscorecards.com

AB	31
R	6
H	7
RBI	5
BB	3
SO	6
LOB	8

PITCHER		IP	WLS	BF	H	R	ER	SO	BB	IBB	HBP	BLK	WP	HR	S	P	ERA	WHIP
Bryn Smith, R ERA: 3.05	(1, 1)	6.0	L	23	3	3	2	4	2	0	0	0	0	1	62	91	3.00	0.833
Jeff Parrett, R ERA: 2.74	(7, 1)	2.0		11	4	3	3	2	1	0	0	0	0	1	24	34	13.50	2.500

PITCHER	IP	WLS	BF	H	R	ER	SO	BB	IBB	HBP	BLK	WP	HR	S	P	ERA	WHIP

Batter	1	2	3	4	5	6	7	8	9	AB	R	H	RBI	BB	SO	LOB
Otis Nixon, S (1, 7) OBP: 0.300, SLG: 0.272	C B B C X 2-2 ① G5-3		X 0-0 ② L4		C X 0-1 ③ G1-3		B C X 1-1 ② G6-3			4	0	0	0	0	0	0
Wallace Johnson, S (1, 3) OBP: 0.380, SLG: 0.405	B X 1-0 ② G3		B F S T F C 1-3 ③ K			B F B F B F S 3-3 ① K	X 0-0 ③ G3			4	0	0	0	0	2	0
Dave Martinez, L (1, 8) OBP: 0.314, SLG: 0.348	C B X 1-1 PB S 1B			B B X 2-0 ① G3		B F B B B 4-1 1B 1B BB	B F X 1-1 1B G6-4-3 1B			3	2	2	0	1	0	0
Hubie Brooks, R (1, 9) OBP: 0.318, SLG: 0.444	C C B B S 2-3 ③ K 1-3			B S B X 2-1 2B		X 0-0 1B 1B 1-3 1B	B 1 SAFE B F X 2-1 G6-4-3 1-3 1B			4	1	3	0	0	1	1
Tim Wallach, R (1, 5) OBP: 0.303, SLG: 0.392		B S B C S 2-3 ① K		C F B B F B S 3-3 ② K		B F B S X 2-2 1B 1-2 3-H 1B	C B B X 2-1 ① ② G6-4-3 1-2f 3-H			4	0	1	1	0	2	2
Nelson Santovenia, R (1, 2) OBP: 0.289, SLG: 0.391		X 0-0 ② F9		C B B B B B 4-1 FC4-6 BB		F B C S 1-3 ② K	C F B B F B F F X 3-2 ③ F7			3	0	0	0	1	1	2
Tom Foley, L (1, 6) OBP: 0.315, SLG: 0.376 Rex Hudler, R (9, PH) OBP: 0.300, SLG: 0.418		B B X 2-0 1B	C X 0-1 ③ FC4-6 1-2f			F B X 1-1 1-2 2-H 1B			B S S S 1-3 ① K	3 1	0 0	2 0	1 0	0 0	0 1	2 0
Johnny Paredes, R (1, 4) OBP: 0.284, SLG: 0.244 Graig Nettles, L (6, PH) OBP: 0.245, SLG: 0.250 Jeff Huson, L (6, 4) OBP: 0.455, SLG: 0.400 Mike Fitzgerald, R (9, PH) OBP: 0.324, SLG: 0.368		F X 0-1 ③ 4-3			B X 1-0 ① F7	B C B F F F S 2-3 ③ K			B C F F B X 2-2 ② F9	2 1 0 1	0 0 0 0	0 0 0 0	0 0 0 0	0 1 0 0	0 2 0 0	1 2 0 0
Pascual Perez, R (1, 1) OBP: 0.109, SLG: 0.039 Tracy Jones, R (7, PH) OBP: 0.357, SLG: 0.337 Mike Smith, R (7, 1) Luis Rivera, R (9, PH) OBP: 0.271, SLG: 0.316			C B C E B C 2-3 ① K		S F C 0-3 ② K		X 0-0 ① 1-3		X 0-0 ③ L8	2 1 0 1	0 0 0 0	0 0 0 0	0 0 0 0	0 0 0 0	2 0 0 0	0 0 0 0
Inning Stats	R: 0 E: 0 K: 1 S: 9 H: 1 LOB: 1 BB: 0 P: 15	R: 0 E: 0 K: 1 S: 7 H: 1 LOB: 1 BB: 0 P: 11	R: 0 E: 0 K: 2 S: 10 H: 0 LOB: 0 BB: 0 P: 13	R: 0 E: 0 K: 1 S: 10 H: 1 LOB: 2 BB: 1 P: 21	R: 0 E: 0 K: 1 S: 6 H: 0 LOB: 0 BB: 0 P: 7	R: 2 E: 0 K: 3 S: 19 H: 3 LOB: 2 BB: 1 P: 32	R: 0 E: 0 K: 0 S: 4 H: 0 LOB: 0 BB: 0 P: 5	R: 1 E: 0 K: 0 S: 12 H: 2 LOB: 0 BB: 0 P: 20	R: 0 E: 0 K: 1 S: 8 H: 0 LOB: 0 BB: 0 P: 11	1B: 7 2B: 1 3B: 0 HR: 0		SF: 0 SAC: 0 DP: 1 HBP: 0				

PITCHER	IP	WLS	BF	H	R	ER	SO	BB	IBB	HBP	BLK	WP	HR	S	P	ERA	WHIP
Dwight Gooden, R (1, 1) ERA: 3.03	8.0	W	33	8	3	3	9	2	0	0	0	0	0	77	124	3.38	1.250
Randy Myers, L (9, 1) ERA: 1.41	1.0	S	3	0	0	0	1	0	0	0	0	0	0	8	11	0.00	0.000

PITCHER	IP	WLS	BF	H	R	ER	SO	BB	IBB	HBP	BLK	WP	HR	S	P	ERA	WHIP

TOP

Montreal Expos @ New York Mets

Shea Stadium, Flushing, NY

Sun Sep 18 1988, 3:33 AM EDT
Att. 45,255 - Overcast - 74 F

livebaseballscorecards.com

AB	34
R	3
H	8
RBI	2
BB	2
SO	10
LOB	10

WP: 0	PB: 1	SB: 1	CS: 0
PA: 36			

Batter	1	2	3	4	5	6	7	8	9	AB	R	H	RBI	BB	SO	LOB
Lenny Dykstra, L (1, 8) OBP: 0.316, SLG: 0.384	B B B B 4-0 1B SF7 BB	X 0-0 G3 ①		X 0-0 G3 ②			B X 1-0 L8 ②			3	1	0	0	1	0	0
Wally Backman, S (1, 4) OBP: 0.386, SLG: 0.338	C X 0-1 BB 1B 1-3 1B	B F X 1-1 G3-1 ②		C X 0-1 4-3 ③			B C B F F B B 4-2 BB			3	1	1	0	1	0	0
Gregg Jefferies, S (1, 5) OBP: 0.407, SLG: 0.720	F B C F X 1-2 SF7 ① 3-H	B X 1-0 F9 ③			X 0-0 F9 ①		X 0-0 F7 ③			3	0	0	1	0	0	1
Darryl Strawberry, L (1, 9) OBP: 0.360, SLG: 0.528	B B C B C B 4-2 1B SF9 1-2 BB		S B B X 2-1 HR		B B F S B X 3-2 F8 ②			C X 0-1 L6 ①		3	2	1	1	1	0	0
Kevin McReynolds, R (1, 7) OBP: 0.330, SLG: 0.476	B X 1-0 BB 2B 1-3 2-H 1B		B C F F F F F X 1-2 P6 ①		B S X 1-1 F7 ③			C B F B B F B 4-2 S BB		3	1	1	1	1	0	0
Howard Johnson, S (1, 6) OBP: 0.344, SLG: 0.436 Randy Myers, L (9, 1) OBP: 0.250, SLG: 0.500	B X 1-0 SF9 ② 3-H		F F S 0-3 K ②			B B F F X 2-2 F8 ①		F B F B S 2-3 K ② 1-2		3 0	0 0	0 0	1 0	0 0	2 0	1 0
Gary Carter, R (1, 2) OBP: 0.304, SLG: 0.362	B B S B B 4-1 2B 1-2 BB		B B B B 4-0 BB			C C B S 1-3 K ②		B B B B 4-0 FC4-6 BB		1	0	0	0	3	1	0
Dave Magadan, L (1, 3) OBP: 0.393, SLG: 0.332	C X 0-1 1-3 2-H 2B		B F X 1-1 L4-3 ③			X 0-0 G4-3 ③		F B F X 1-2 FC4-6 ③ 1-2f		4	0	1	1	0	0	3
Dwight Gooden, R (1, 1) OBP: 0.184, SLG: 0.212 Kevin Elster, R (9, 6) OBP: 0.276, SLG: 0.314	B X 1-0 5-3 ③			S B C X 1-2 L9 ①			B F F X 1-2 G6-3 ①			3 0	0 0	0 0	0 0	0 0	0 0	2 0
Inning Stats	R: 4 H: 3 E: 0 LOB: 2 K: 0 BB: 3 S: 14 P: 30	R: 0 H: 0 E: 0 LOB: 0 K: 0 BB: 0 S: 4 P: 6	R: 1 H: 1 E: 0 LOB: 1 K: 1 BB: 1 S: 14 P: 22	R: 0 H: 0 E: 0 LOB: 0 K: 0 BB: 0 S: 6 P: 7	R: 0 H: 0 E: 0 LOB: 0 K: 0 BB: 0 S: 6 P: 10	R: 0 H: 0 E: 0 LOB: 0 K: 1 BB: 0 S: 7 P: 10	R: 0 H: 0 E: 0 LOB: 1 K: 0 BB: 1 S: 8 P: 14	R: 0 H: 0 E: 0 LOB: 2 K: 1 BB: 2 S: 11 P: 22		1B: 2 SF: 2 2B: 1 SAC: 0 3B: 0 DP: 0 HR: 1 HBP: 0						WP: 0 PA: 35 PB: 0 SB: 1 CS: 0	

PITCHER		IP	WLS	BF	H	R	ER	SO	BB	IBB	HBP	BLK	WP	HR	S	P	ERA	WHIP
Pascual Perez, R ERA: 2.56	(1, 1)	6.0	L	26	4	5	5	2	4	0	0	0	0	1	51	85	7.50	1.333
Mike Smith, R ERA: 1.29	(7, 1)	2.0		9	0	0	0	1	3	0	0	0	0	0	19	36	0.00	1.500

PITCHER	IP	WLS	BF	H	R	ER	SO	BB	IBB	HBP	BLK	WP	HR	S	P	ERA	WHIP

BOTTOM

Montreal Expos @ New York Mets

Shea Stadium, Flushing, NY

Sun Sep 18 1988, 3:33 AM EDT
Att. 45,255 - Overcast - 74 F

livebaseballscorecards.com

AB	26
R	5
H	4
RBI	5
BB	7
SO	3
LOB	7

Montreal Expos @ Chicago Cubs

Wrigley Field, Chicago, IL

Tue Sep 20 1988, 3:33 AM CDT

Sunny

TOP

livebaseballscorecards.com

Batter	1	2	3	4	5	6	7	8	9	10	11	AB	R	H	RBI	BB	SO	LOB
Otis Nixon, S (1, 7) (8, 8) OBP: 0.298, SLG: 0.275	1-2 4-3 1B 2B		0-0 4-3		1-3 K			1-1 B6		1-0 B3		5	1	1	0	0	1	1
Dave Martinez, L (1, 8) (8, 9) OBP: 0.311, SLG: 0.344	1-2 4-3 2-3		2-1 3-1		1-1 4-1			1-3 K		2-0 3-1		5	0	0	0	0	1	2
Andres Galarraga, R (1, 3) OBP: 0.352, SLG: 0.542	2-0 G6-4-3 1B 3-H		2-3 K			1-0 FC4-6 1B		1-0 HR		1-3 K		5	1	3	2	0	2	0
Hubie Brooks, R (1, 9) OBP: 0.318, SLG: 0.442 Rex Hudler, R (8, PR) OBP: 0.300, SLG: 0.418 Tracy Jones, R (8, 7) OBP: 0.355, SLG: 0.335	2-0 G6-4-3 1-2f			2-2 1-3		1-2 FC4-6 E 1-2f		2-1 CS 1B			0-2 4-3	4	0	1	0	0	0	2
												0	0	0	0	0	0	0
												1	0	0	0	0	0	0
Tim Wallach, R (1, 5) OBP: 0.304, SLG: 0.400		2-1 4-3 1B 2B		2-1 HR		1-1 E9 G1-6-3 1-2		1-0 CS 1-2	1-3 K		1-0 F8	5	2	2	1	0	1	1
Tom Foley, L (1, 4) OBP: 0.314, SLG: 0.377		2-1 4-3 2-3		2-0 F4		0-0 G1-6-3 1-2f			0-0 2B		3-1 G3	5	0	1	0	0	0	3
Nelson Santovenia, R (1, 2) OBP: 0.286, SLG: 0.387 Wallace Johnson, S (9, PH) OBP: 0.376, SLG: 0.400 Wilfredo Tejada, R (9, 2) OBP: 0.231, SLG: 0.333		3-3 K		1-1 F3			1-3 K		2-3 K			3	0	0	0	0	2	1
												1	0	0	0	0	1	1
												0	0	0	0	0	0	0
Jeff Huson, L (1, 6) OBP: 0.533, SLG: 0.538		2-0 1B 3-H			2-0 2B		1-0 3-1		4-0 IBB			3	0	2	1	1	0	0
Dennis Martinez, R (1, 1) OBP: 0.203, SLG: 0.208 Graig Nettles, L (7, PH) OBP: 0.242, SLG: 0.247 Andy McGaffigan, R (7, 1) Tom O'Malley, L (9, PH) OBP: 0.417, SLG: 0.364 Tim Burke, R (9, 1)		1-3 K			1-3 K		2-3 K		3-2 F3			2	0	0	0	0	2	2
												1	0	0	0	0	1	0
												0	0	0	0	0	0	0
												1	0	0	0	0	0	2
												0	0	0	0	0	0	0

Inning Stats	1	2	3	4	5	6	7	8	9	10	11
	R: 1 H: 2 E: 0 LOB: 0 K: 0 BB: 0 S: 8 P: 14	R: 1 H: 2 E: 0 LOB: 1 K: 2 BB: 0 S: 13 P: 23	R: 0 H: 0 E: 0 LOB: 0 K: 1 BB: 0 S: 6 P: 10	R: 1 H: 1 E: 0 LOB: 0 K: 0 BB: 0 S: 8 P: 15	R: 0 H: 0 E: 0 LOB: 1 K: 2 BB: 0 S: 9 P: 14	R: 0 H: 1 E: 1 LOB: 1 K: 0 BB: 0 S: 7 P: 10	R: 0 H: 0 E: 0 LOB: 0 K: 2 BB: 0 S: 9 P: 13	R: 1 H: 2 E: 0 LOB: 1 K: 1 BB: 0 S: 8 P: 14	R: 0 H: 1 E: 0 LOB: 2 K: 2 BB: 1 S: 10 P: 20	R: 0 H: 0 E: 0 LOB: 0 K: 1 BB: 0 S: 5 P: 9	R: 0 H: 0 E: 0 LOB: 0 K: 0 BB: 0 S: 6 P: 10

	AB	41
	R	4
	H	10
	RBI	4
	BB	1
	SO	11
	LOB	15

1B: 4 SF: 0 WP: 0 PA: 43
2B: 4 SAC: 0 PB: 0
3B: 0 DP: 2 SB: 0
HR: 2 HBP: 0 CS: 1

PITCHER	IP	WLS	BF	H	R	ER	SO	BB	IBB	HBP	BLK	WP	HR	S	P	ERA	WHIP
Rick Sutcliffe, R (1, 1) ERA: 3.71	11.0	W	42	10	4	4	11	0	1	0	0	0	2	89	152	3.27	0.909

PITCHER	IP	WLS	BF	H	R	ER	SO	BB	IBB	HBP	BLK	WP	HR	S	P	ERA	WHIP

Batter	1	2	3	4	5	6	7	8	9	10	11	AB	R	H	RBI	BB	SO	LOB
Mitch Webster, S (1, 9) OBP: 0.338, SLG: 0.341	2-1 23 PB 1B		1-2 23 3B 1B	0-3 K			0-0 F5			3-1 F8		5	1	2	0	0	1	1
23 Ryne Sandberg, R (1, 4) OBP: 0.325, SLG: 0.427	3-3 K 1-2		3-1 BLK 3B		0-2 6-3		1-2 F9			0-3 K		5	1	1	1	0	2	1
Mark Grace, L (1, 3) OBP: 0.359, SLG: 0.391	2-3 K		4-2 2B BB		2-1 1-3		2-2 F8			1-2 L4		4	1	0	0	1	1	1
Damon Berryhill, S (1, 2) OBP: 0.310, SLG: 0.416	2-0 G3		0-1 1-H 2B		4-2 BLK BB			2-3 K			0-0 4-3	4	0	1	1	1	1	1
Vance Law, R (1, 5) OBP: 0.349, SLG: 0.392		2-3 K	0-3 K		0-3 K 1-2			0-0 4-3			0-0 6-3	5	0	0	0	0	3	2
Gary Varsho, L (1, 7) OBP: 0.295, SLG: 0.317	1-0 E6 G6-4-3		3-1 1-3				0-2 F7	1-0 6-3			2-0 E4 IBB 1B	5	1	0	0	0	0	0
Doug Dascenzo, S (1, 8) OBP: 0.383, SLG: 0.346	0-0 G6-4-3 1-2f		2-1 G3				1-2 FC6-4 1B		0-0 F6		4-0 1B IBB IBB	4	0	1	0	1	0	1
Shawon Dunston, R (1, 6) OBP: 0.263, SLG: 0.352 Angel Salazar, R (7, 6) OBP: 0.283, SLG: 0.333 Andre Dawson, R (11, PH) OBP: 0.338, SLG: 0.496			1-0 F9	3-2 2B			1-1 FC6-4 1-2f		0-1 F7		4-0 1B 1-2 2-3 IBB	3	1	1	0	0	0	1
												1	0	0	0	0	0	0
												0	0	0	0	1	0	0
Rick Sutcliffe, L (1, 1) OBP: 0.195, SLG: 0.264 Jerry Mumphrey, S (11, PH) OBP: 0.232, SLG: 0.177			0-0 F9	2-1 2-H 2B			1-2 6-3		2-1 3-1		2-2 1-2 2-3 3-H 1B	4	0	1	1	0	0	1
												1	0	1	1	0	0	0
Inning Stats	R: 0 E: 0 K: 2 S: 10 H: 1 LOB: 1 BB: 0 P: 19	R: 0 E: 1 K: 1 S: 8 H: 0 LOB: 0 BB: 0 P: 11	R: 3 E: 0 K: 1 S: 17 H: 3 LOB: 1 BB: 1 P: 25	R: 1 E: 0 K: 1 S: 15 H: 2 LOB: 1 BB: 0 P: 25	R: 0 E: 0 K: 1 S: 10 H: 0 LOB: 1 BB: 1 P: 16	R: 0 E: 0 K: 0 S: 12 H: 1 LOB: 1 BB: 0 P: 14	R: 0 E: 0 K: 0 S: 7 H: 0 LOB: 0 BB: 0 P: 10	R: 0 E: 0 K: 1 S: 6 H: 0 LOB: 0 BB: 0 P: 9	R: 0 E: 0 K: 0 S: 5 H: 0 LOB: 0 BB: 0 P: 7	R: 0 E: 0 K: 1 S: 9 H: 0 LOB: 0 BB: 0 P: 13	R: 1 E: 1 K: 0 S: 6 H: 1 LOB: 3 BB: 2 P: 18	1B: 4 2B: 3 3B: 1 HR: 0 SF: 0 SAC: 0 DP: 1 HBP: 0						

PITCHER		IP	WLS	BF	H	R	ER	SO	BB	IBB	HBP	BLK	WP	HR	S	P	ERA	WHIP
Dennis Martinez, R ERA: 2.51	(1, 1)	6.0		27	7	4	4	6	2	0	0	2	0	0	72	110	6.00	1.500
Andy McGaffigan, R ERA: 2.92	(7, 1)	2.0		6	0	0	0	1	0	0	0	0	0	0	13	19	0.00	0.000
Tim Burke, R ERA: 3.58	(9, 1)	2.2	L	12	1	1	0	1	0	2	0	0	0	0	20	38	0.00	0.375

PITCHER	IP	WLS	BF	H	R	ER	SO	BB	IBB	HBP	BLK	WP	HR	S	P	ERA	WHIP

BOTTOM

Montreal Expos @ Chicago Cubs

Wrigley Field, Chicago, IL

Tue Sep 20 1988, 3:33 AM CDT

Sunny

livebaseballscorecards.com

AB	41
R	5
H	8
RBI	4
BB	4
SO	8
LOB	9

WP: 0	PA: 45		
PB: 1			
SB: 0			
CS: 0			

Batter	1	2	3	4	5	6	7	8	9	AB	R	H	RBI	BB	SO	LOB
Otis Nixon, S (1, 8) OBP: 0.300, SLG: 0.277	B C B B C C 3-3 ① K	S F S 0-3 ③ K			X 0-0 S 1B 1B		F S B B F X 2-2 1-2 HR 1B	B X 1-0 ③ F6		5	2	2	0	0	2	5
Tracy Jones, R (1, 7) OBP: 0.360, SLG: 0.360 Rex Hudler, R (9, 7) OBP: 0.300, SLG: 0.418	B X 1-0 ② F9		B B X 2-0 ① F9		1 SAFE F 1 SAFE F 1 SAFE F 1 SAFE X P F B B 3-2 1-H CS 1B		X 0-0 1-H 2-H HR		C X 0-1 1B 2B	5 0	2 0	3 0	4 0	0 0	0 0	0 0
Dave Martinez, L (1, 9) OBP: 0.312, SLG: 0.350	C B C B X 2-2 3B		B C B B S F F S 3-3 ② K		X 0-0 ② F9		C B B B S X 3-2 ① G3		B B X 2-0 2-H 2B 1B	5	1	2	1	0	1	1
Andres Galarraga, R (1, 3) OBP: 0.352, SLG: 0.542	B S S F S 1-3 ③ K		B C C B B X 3-2 ③ 1B		1 SAFE F 1 SAFE F F B B 2-2 ③ CS 1-2	S S S 0-3 ① K	S B X 1-1 ② 6-3		B F X 1-1 1-H 2B	5	0	2	1	0	2	1
Tim Wallach, R (1, 5) OBP: 0.303, SLG: 0.397		C F F B B F B X 3-2 ① F9		S C B B F X 2-2 ① F7		C C B B B X 3-2 ② 6-3	B F X 1-1 ③ F9		C B B F H 3-2 HBP	4	0	0	0	0	0	0
Tom Foley, L (1, 4) OBP: 0.321, SLG: 0.382 Johnny Paredes, R (8, PR) (8, 4) OBP: 0.282, SLG: 0.242		X 0-0 1B 1B 1B		X 0-0 BB 1B		B B B C F B 4-2 HR BB		C S X 0-2 WP BB 1B	X 0-0 ① F5	3 1	2 0	3 0	0 0	1 0	0 0	0 2
Mike Fitzgerald, R (1, 2) OBP: 0.340, SLG: 0.397	B C 1 SAFE B B X 3-1 1B 1-2 1B		B B C 1 SAFE B F B 4-2 G4-6-3 1-2 BB			X 0-0 1-H HR		B B B C B 4-1 WP 1-2 BB	X 0-0 ② F8	3	1	2	2	2	0	2
Jeff Huson, L (1, 6) OBP: 0.450, SLG: 0.444	X 0-0 1-3 2-H 1B			B F B S F F F X 2-2 ② ③ G4-6-3 1-2f		C F X 0-2 ③ 4-3		C S B S 1-3 ① K 1-2 2-3	X 0-0 ③ 3-1	5	0	1	1	0	1	6
Randy Johnson, R (1, 1) OBP: 0.200, SLG: 0.200	C 1 SAFE 1 SAFE S S S 0-3 ② K				C S B B S 2-3 ① K		S X 0-1 1B HR 1B	C S F S 0-3 ② K		4	1	1	0	0	3	5
Inning Stats	R: 0 E: 0 K: 2 S: 11 H: 1 LOB: 1 BB: 0 P: 18	R: 1 E: 0 K: 2 S: 15 H: 3 LOB: 2 BB: 0 P: 21	R: 0 E: 0 K: 1 S: 9 H: 1 LOB: 1 BB: 0 P: 17	R: 0 E: 0 K: 0 S: 13 H: 1 LOB: 1 BB: 1 P: 21	R: 1 E: 0 K: 1 S: 13 H: 2 LOB: 0 BB: 0 P: 19	R: 2 E: 0 K: 1 S: 12 H: 1 LOB: 0 BB: 1 P: 19	R: 3 E: 0 K: 0 S: 14 H: 3 LOB: 0 BB: 0 P: 21	R: 0 E: 0 K: 2 S: 12 H: 1 LOB: 3 BB: 1 P: 18	R: 2 E: 0 K: 0 S: 10 H: 3 LOB: 2 BB: 0 P: 16	1B: 11 2B: 2 3B: 1 HR: 2 SF: 0 SAC: 0 DP: 1 HBP: 1						

PITCHER		IP	WLS	BF	H	R	ER	SO	BB	IBB	HBP	BLK	WP	HR	S	P	ERA	WHIP
Calvin Schiraldi, R ERA: 4.54	(1, 1)	6.0	L	29	12	7	7	7	2	0	0	0	0	2	80	124	10.50	2.333
Frank DiPino, L ERA: 5.16	(7, 1)	1.0		3	0	0	0	0	0	0	0	0	0	0	7	12	0.00	0.000
Mike Capel, R ERA: 4.91	(8, 1)	2.0		12	4	2	2	2	1	0	1	0	1	0	22	34	9.00	2.500

PITCHER	IP	WLS	BF	H	R	ER	SO	BB	IBB	HBP	BLK	WP	HR	S	P	ERA	WHIP

Montreal Expos @ Chicago Cubs

Wrigley Field, Chicago, IL

Tue Sep 20 1988, 7:05 PM CDT

Att. 23,030 - Unknown

TOP

livebaseballscorecards.com

AB	40
R	9
H	16
RBI	9
BB	3
SO	9
LOB	22

WP: 1	PB: 0	SB: 1	CS: 1	PA:	45

Montreal Expos @ Chicago Cubs

Wrigley Field, Chicago, IL

Tue Sep 20 1988, 7:05 PM CDT

Att. 23,030 - Unknown

BOTTOM

Batter	1	2	3	4	5	6	7	8	9	AB	R	H	RBI	BB	SO	LOB
Rolando Roomes, R (1, 7) OBP: 0.231, SLG: 0.231	K		1 SAFE 1 SAFE 1 SAFE B 1 SAFE SSSFF K		1-2 1B			5-3		4	0	1	0	0	2	1
23 Ryne Sandberg, R (1, 4) OBP: 0.325, SLG: 0.426	6-3			S' 1B 1B	K			K		4	0	1	0	0	2	2
Mitch Webster, S (1, 9) OBP: 0.336, SLG: 0.338	F6			FB 1 SAFE 1 SAFE B S 1 SAFE X F4	F9			K		4	0	0	0	0	1	3
Darrin Jackson, R (1, 8) OBP: 0.276, SLG: 0.451		K		PF 1 SAFE B F 1 SAFE X S 1-2 1B		F8			1B 2B	4	1	2	0	0	1	0
Dave Meier, R (1, 5) OBP: 0.250, SLG: 0.250		4-3		SBSFBC K 1-2 2-3		L4			E WP 2-H 1B	4	0	1	1	0	1	2
Manny Trillo, R (1, 3) OBP: 0.280, SLG: 0.297		5-3		BBCBB 4-1 BB		CBFBS K			F8 1-2	3	0	0	0	1	1	1
Rick Wrona, R (1, 2)			CCC K BCFFX 6-3				FBBX L4		F9	4	0	0	0	0	1	4
Angel Salazar, R (1, 6) OBP: 0.280, SLG: 0.327			BX E1		CX 1B 1B		BFSBBFFX 5-3		E6 2-3	4	0	1	0	0	0	1
Calvin Schiraldi, R (1, 1) OBP: 0.123, SLG: 0.127 Frank DiPino, L (7, 1) Doug Dascenzo, S (7, PH) OBP: 0.377, SLG: 0.340 Mike Capel, R (8, 1) Jody Davis, R (9, PH) OBP: 0.306, SLG: 0.335			CLL K		CCS K		BX 5-3		F9	2 0 1 0 1	0 0 0 0 0	0 0 0 0 0	0 0 0 0 0	0 0 0 0 0	2 0 0 0 0	2 0 0 0 2
Inning Stats	R: 0 E: 0 K: 1 S: 5 H: 0 LOB: 0 BB: 0 P: 9	R: 0 E: 0 K: 1 S: 9 H: 0 LOB: 0 BB: 0 P: 12	R: 0 E: 1 K: 3 S: 12 H: 0 LOB: 1 BB: 0 P: 16	R: 0 E: 0 K: 1 S: 17 H: 2 LOB: 3 BB: 1 P: 27	R: 0 E: 0 K: 2 S: 10 H: 2 LOB: 2 BB: 0 P: 13	R: 0 E: 0 K: 1 S: 5 H: 0 LOB: 0 BB: 0 P: 7	R: 0 E: 0 K: 0 S: 8 H: 0 LOB: 0 BB: 0 P: 14	R: 0 E: 0 K: 2 S: 12 H: 0 LOB: 0 BB: 0 P: 18	R: 1 E: 1 K: 0 S: 8 H: 2 LOB: 2 BB: 0 P: 14	1B: 5 2B: 1 3B: 0 HR: 0 SF: 0 SAC: 0 DP: 0 HBP: 0						

livebaseballscorecards.com

AB	35
R	1
H	6
RBI	1
BB	1
SO	11
LOB	18

WP: 1 PB: 0 SB: 2 CS: 0 PA: 36

PITCHER	IP	WLS	BF	H	R	ER	SO	BB	IBB	HBP	BLK	WP	HR	S	P	ERA	WHIP
Randy Johnson, L (1, 1) ERA: 1.93	9.0	W	36	6	1	1	11	1	0	0	0	1	0	86	130	1.00	0.778

PITCHER	IP	WLS	BF	H	R	ER	SO	BB	IBB	HBP	BLK	WP	HR	S	P	ERA	WHIP

Batter	1	2	3	4	5	6	7	8	9	AB	R	H	RBI	BB	SO	LOB
Tracy Jones, R (1, 7) OBP: 0.361, SLG: 0.365	6-3			F4		6-3		1-H 2B	BB S SF7 1B	5	1	2	1	0	0	0
Dave Martinez, L (1, 8) (8, 9) (9, 8) OBP: 0.311, SLG: 0.350	F7			E7 1B		2B		F9	K	5	1	1	0	0	1	4
Wallace Johnson, S (1, 3) OBP: 0.378, SLG: 0.386	4-3			F8		BB		1-3	SF7 BB IBB	3	0	0	0	2	0	2
Jeff Parrett, R (9, 1)										0	0	0	0	0	0	0
Tim Burke, R (9, 1)										0	0	0	0	0	0	0
Hubie Brooks, R (1, 9) OBP: 0.317, SLG: 0.441		5-3		2-H 1B		F9		1-3	BB	4	0	1	1	0	0	3
Joe Hesketh, R (8, 1)										0	0	0	0	0	0	0
Andres Galarraga, R (9, PH) OBP: 0.354, SLG: 0.542										0	0	0	1	1	0	0
(9, 3)																
Tom O'Malley, L (1, 5) OBP: 0.353, SLG: 0.333		F4		4-3			F7		1B SF7	4	1	1	1	0	0	1
Nelson Santovenia, R (1, 2) OBP: 0.285, SLG: 0.388		5-3			F9		K		E 2B 5-3	5	1	1	0	0	1	3
Rex Hudler, R (1, 4) OBP: 0.301, SLG: 0.417			F9		5-3		FC6 1B		WP 1B	3	0	1	0	0	0	0
Tim Wallach, R (9, PH) OBP: 0.304, SLG: 0.398										1	0	1	1	0	0	0
Johnny Paredes, R (9, PR) OBP: 0.282, SLG: 0.242										0	1	0	0	0	0	0
(9, 9)																
Jeff Huson, L (1, 6) OBP: 0.435, SLG: 0.429			CS 1B		4-3		FC6 1-2f		E6 WP 2B	3	0	1	0	0	0	1
Tom Foley, L (9, PH) OBP: 0.320, SLG: 0.381										1	1	0	1	0	0	1
(9, 4)																
John Dopson, L (1, 1) OBP: 0.080, SLG: 0.082			K 1-2			K		WP 2B 1B	1B BB 2B	2	0	0	0	0	2	1
Otis Nixon, S (8, PH) OBP: 0.303, SLG: 0.280										1	1	1	0	0	0	0
(8, 8)																
Graig Nettles, L (9, PH) OBP: 0.250, SLG: 0.267										1	0	1	1	0	0	0
Luis Rivera, R (9, PR) OBP: 0.271, SLG: 0.316										0	1	0	0	0	0	0
(9, 6)																
Inning Stats	R: 0 E: 0 K: 0 S: 8 H: 0 LOB: 0 BB: 0 P: 14	R: 0 E: 0 K: 0 S: 5 H: 0 LOB: 0 BB: 0 P: 7	R: 0 E: 0 K: 1 S: 8 H: 1 LOB: 1 BB: 0 P: 13	R: 1 E: 1 K: 0 S: 8 H: 1 LOB: 1 BB: 0 P: 13	R: 0 E: 0 K: 0 S: 11 H: 0 LOB: 0 BB: 0 P: 17	R: 0 E: 0 K: 1 S: 11 H: 1 LOB: 2 BB: 1 P: 18	R: 0 E: 0 K: 1 S: 10 H: 1 LOB: 1 BB: 0 P: 13	R: 1 E: 0 K: 0 S: 10 H: 2 LOB: 1 BB: 0 P: 17	R: 6 E: 1 K: 1 S: 26 H: 5 LOB: 3 BB: 2 P: 42	1B: 7 2B: 5 3B: 0 HR: 0 SF: 1 SAC: 0 DP: 1 HBP: 0							

PITCHER		IP	WLS	BF	H	R	ER	SO	BB	IBB	HBP	BLK	WP	HR	S	P	ERA	WHIP
Mike Harkey, R ERA: 2.83	(1, 1)	7.1		29	6	2	1	3	1	0	0	0	1	0	66	103	1.23	0.955
Jeff Pico, R ERA: 4.08	(8, 1)	0.2		5	3	3	3	0	0	0	0	0	0	0	11	18	40.50	4.500
Rich Gossage, R ERA: 4.43	(9, 1)	0.0	L	3	2	1	0	0	0	0	0	0	1	0	3	4	∞	∞
Frank DiPino, L ERA: 5.14	(9, 1)	0.1		2	0	0	0	1	0	1	0	0	0	0	7	14	0.00	0.000
Scott Sanderson, R ERA: 3.86	(9, 1)	0.2		3	0	2	1	0	1	0	0	0	0	0	10	15	13.50	1.500

PITCHER	IP	WLS	BF	H	R	ER	SO	BB	IBB	HBP	BLK	WP	HR	S	P	ERA	WHIP

TOP

Montreal Expos @ Chicago Cubs

Wrigley Field, Chicago, IL

Wed Sep 21 1988, 3:33 AM CDT

Att. 8,360 - Sunny

livebaseballscorecards.com

AB	38
R	8
H	11
RBI	7
BB	3
SO	4
LOB	16

1B: 7 SF: 1 PA: 42
2B: 5 SAC: 0
3B: 0 DP: 1
HR: 0 HBP: 0

WP: 2
PB: 0
SB: 1
CS: 1

BOTTOM

Montreal Expos @ Chicago Cubs

Wrigley Field, Chicago, IL

Wed Sep 21 1988, 3:33 AM CDT

Att. 8,360 - Sunny

Batter	1	2	3	4	5	6	7	8	9	AB	R	H	RBI	BB	SO	LOB
Gary Varsho, L (1, 7) OBP: 0.303, SLG: 0.323	C S B X 1-2 3-1 23 1B 1B 1B		X 0-0 ① G3		C F B B X 2-2 ③ 4-3		B B B X 3-0 ② F8		B X 1-0 1-2 1B	5	1	2	0	0	0	1
23 Ryne Sandberg, R (1, 4) OBP: 0.325, SLG: 0.425	1 SAFE B X 1-0 3-1 1-2 1B 1B		B C F X 1-2 ② F9			C B X 1-1 1B HR 1B	C F X 0-2 ③ FC5 2-3		X 0-0 ② L7	5	2	2	0	0	0	3
Mark Grace, L (1, 3) OBP: 0.361, SLG: 0.391	X 0-0 ① 3-1 1-2 2-3		B B B C B 4-1 BB			C P 1 SAFE P F F X 2-2 1-3 HR 1B		B B S B B 4-1 F8 E BB	B X 1-0 ③ 4-3	3	1	1	0	2	0	4
Damon Berryhill, S (1, 2) OBP: 0.306, SLG: 0.410	F B B S S 2-3 ② K		X 0-0 ③ F8			F F S 0-3 ① K		S B 1 SAFE S X 1-2 E5 FC5-4 1-2		4	0	0	0	0	2	6
Vance Law, R (1, 5) OBP: 0.350, SLG: 0.398	X 0-0 2-H 3-H 1B			X 0-0 ① F9		P F P X 2-1 1-H 3-H HR		B C S F F X 1-2 ① F8 2-3		4	1	2	5	0	0	2
Doug Dascenzo, S (1, 8) OBP: 0.354, SLG: 0.316	X 0-0 ③ 5-3			C X 0-1 ② 4-3		B S X 1-1 ② 4-3		F M S 0-3 ② K		4	0	0	0	0	1	3
Darrin Jackson, R (1, 9) OBP: 0.270, SLG: 0.441		B C B C S 2-3 ① K		C S X 0-2 ③ F9		F F S 0-3 ③ K		X 0-0 ③ FC5-4 1-2f		4	0	0	0	0	2	2
Angel Salazar, R (1, 6) OBP: 0.283, SLG: 0.327 Andre Dawson, R (9, PH) OBP: 0.339, SLG: 0.496 Rick Wrona, R (9, PR)		C F B B C 1-3 ② K			X 0-0 ① 5-3		B X 1-0 23 FC5 SH5-4 1B		F S S B X 1-2 1B 1B	3 1 0	0 0 0	1 1 0	0 0 0	0 0 0	1 0 0	0 0 0
Mike Harkey, R (1, 1) OBP: 0.111, SLG: 0.111 Jeff Pico, R (8, 1) OBP: 0.171, SLG: 0.147 Rich Gossage, R (9, 1) Frank DiPino, L (9, 1) Scott Sanderson, R (9, 1) Jerry Mumphrey, S (9, PH) OBP: 0.229, SLG: 0.175		S B S C 1-3 ③ K			C M C 0-3 ② K		B M X 1-1 ① SH5-4 1-2		B F S B X 2-1 ① F6	2 0 0 0 0 0 1	0 0 0 0 0 0 0	0 0 0 0 0 0 0	0 0 0 0 0 0 0	0 0 0 0 0 0 0	2 0 0 0 0 0 0	0 0 0 0 0 0 1
Inning Stats	R: 2 H: 3 E: 0 LOB: 1 K: 1 BB: 0 S: 10 P: 14	R: 0 H: 0 E: 0 LOB: 0 K: 3 BB: 0 S: 9 P: 13	R: 0 H: 0 E: 0 LOB: 1 K: 0 BB: 1 S: 6 P: 11	R: 0 H: 0 E: 0 LOB: 0 K: 0 BB: 0 S: 6 P: 6	R: 0 H: 0 E: 0 LOB: 0 K: 1 BB: 0 S: 7 P: 9	R: 3 H: 3 E: 0 LOB: 0 K: 2 BB: 0 S: 20 P: 22	R: 0 H: 1 E: 0 LOB: 1 K: 0 BB: 0 S: 7 P: 12	R: 0 H: 0 E: 1 LOB: 2 K: 1 BB: 1 S: 13 P: 19	R: 0 H: 2 E: 0 LOB: 2 K: 0 BB: 0 S: 8 P: 13	1B: 8 SF: 0 2B: 0 SAC: 1 3B: 0 DP: 0 HR: 1 HBP: 0						

livebaseballscorecards.com

AB	36
R	5
H	9
RBI	5
BB	2
SO	8
LOB	22

WP: 0 PB: 0 SB: 0 CS: 0 PA: 39

PITCHER		IP	WLS	BF	H	R	ER	SO	BB	IBB	HBP	BLK	WP	HR	S	P	ERA	WHIP
John Dopson, R ERA: 3.12	(1, 1)	7.0		29	7	5	5	7	1	0	0	0	0	1	65	87	6.43	1.143
Joe Hesketh, L ERA: 2.79	(8, 1)	1.0	W	5	0	0	0	1	1	0	0	0	0	0	13	19	0.00	1.000
Jeff Parrett, R ERA: 2.73	(9, 1)	0.1		3	2	0	0	0	0	0	0	0	0	0	6	10	0.00	6.000
Tim Burke, R ERA: 3.55	(9, 1)	0.2	S	2	0	0	0	0	0	0	0	0	0	0	2	3	0.00	0.000

PITCHER	IP	WLS	BF	H	R	ER	SO	BB	IBB	HBP	BLK	WP	HR	S	P	ERA	WHIP

Batter	1	2	3	4	5	6	7	8	9	AB	R	H	RBI	BB	SO	LOB
Tracy Jones, R (1, 7) OBP: 0.355, SLG: 0.359	C S F B S 1-3 ① K		B L F F X 1-2 ③ F3		B C C F F X 1-2 ③ F3		X 0-0 ③ 6-3			4	0	0	0	0	1	0
Dave Martinez, L (1, 8) (8, 9) OBP: 0.312, SLG: 0.352	B B B C F F X 3-2 WP 1B			S B X 1-1 ① F4		X 0-0 1B S 2B 1B		B S B F C 2-3 ① K		4	1	2	0	0	1	0
Andres Galarraga, R (1, 3) OBP: 0.356, SLG: 0.544	C B C C S 2-3 ② K			X 0-0 1B 1B		F B F X 1-2 1-3 2B 1B		S B F F X 1-2 G4-3 1B		4	1	3	0	0	1	1
Hubie Brooks, R (1, 9) OBP: 0.317, SLG: 0.440 Jeff Parrett, R (8, 1) Tim Burke, R (9, 1)	B S S F B F F S 2-3 ③ K 1-2			C B B F B X 3-2 BB 1-3 1B		C B S F B S 1-3 ① K		B F 1 SAFE F X 1-2 ②③ G4-3 1-2f		4 0 0	0 0 0	1 0 0	0 0 0	0 0 0	2 0 0	4 0 0
Tim Wallach, R (1, 5) OBP: 0.305, SLG: 0.400 Rex Hudler, R (9, PR) OBP: 0.301, SLG: 0.417 (9, 4)		B C B X 2-1 CS 1B		C C C S 1-3 ② K		F B S F B X 2-2 ② F4			S S B X 1-2 F9 FC6 2B	4 0	0 1	2 0	0 0	0 0	1 0	4 0
Tom Foley, L (1, 4) OBP: 0.322, SLG: 0.384 (9, 5)		F B B B 1 SAFE 1 SAFE S S F F B 3-3 ① ② F F S K 1-2		F B B B B 4-1 1-2 BB		B C B F B F X 3-2 1-H 3-H 2B			B F X 1-1 ① F9 2-3	3	0	1	2	1	1	2
Nelson Santovenia, R (1, 2) OBP: 0.282, SLG: 0.384 Graig Nettles, L (9, PH) OBP: 0.247, SLG: 0.264 Johnny Paredes, R (9, PR) OBP: 0.282, SLG: 0.242 Mike Fitzgerald, R (9, 2) OBP: 0.340, SLG: 0.397		F C S 0-3 ③ K		B X 1-0 ③ L5		X 0-0 ③ L7			B C F B X 2-2 FC6 FC4 3-H	3 1 0 0	0 0 0 0	0 0 0 0	0 1 0 0	0 0 0 0	1 0 0 0	4 1 0 0
Jeff Huson, L (1, 6) OBP: 0.370, SLG: 0.360			B B F B S X 3-2 ① L7		B X 1-0 ① F7		B C B X 2-1 ① 1-3		B C F X 1-2 ② FC4 1-2f	4	0	0	0	0	0	2
Bryn Smith, R (1, 1) OBP: 0.143, SLG: 0.130 Tom O'Malley, L (7, PH) OBP: 0.333, SLG: 0.313 Andy McGaffigan, R (7, 1) Otis Nixon, S (8, 8) OBP: 0.302, SLG: 0.279			B X 1-0 ② 6-3		C C C 0-3 ② K		C B F B F F X 2-2 ② G3		X 0-0 ③ 4-3	2 1 0 1	0 0 0 0	0 0 0 0	0 0 0 0	0 0 0 0	1 0 0 0	0 0 0 2
Inning Stats	R: 0 E: 0 K: 3 S: 17 H: 1 LOB: 1 BB: 0 P: 25	R: 0 E: 0 K: 2 S: 12 H: 1 LOB: 0 BB: 0 P: 17	R: 0 E: 0 K: 0 S: 8 H: 0 LOB: 0 BB: 0 P: 13	R: 0 E: 0 K: 1 S: 11 H: 2 LOB: 3 BB: 1 P: 21	R: 0 E: 0 K: 1 S: 9 H: 0 LOB: 0 BB: 0 P: 11	R: 2 E: 0 K: 1 S: 17 H: 3 LOB: 1 BB: 0 P: 24	R: 0 E: 0 K: 0 S: 8 H: 0 LOB: 0 BB: 0 P: 12	R: 0 E: 0 K: 1 S: 10 H: 1 LOB: 0 BB: 0 P: 14	R: 1 E: 0 K: 0 S: 12 H: 1 LOB: 2 BB: 0 P: 17	1B: 7 2B: 2 3B: 0 HR: 0 SF: 0 SAC: 0 DP: 1 HBP: 0						

PITCHER		IP	WLS	BF	H	R	ER	SO	BB	IBB	HBP	BLK	WP	HR	S	P	ERA	WHIP
Kevin Gross, R ERA: 3.67	(1, 1)	7.0		28	7	2	2	8	1	0	0	0	1	0	82	123	2.57	1.143
Kent Tekulve, R ERA: 3.58	(8, 1)	2.0	L	8	2	1	1	1	0	0	0	0	0	0	22	31	4.50	1.000

PITCHER		IP	WLS	BF	H	R	ER	SO	BB	IBB	HBP	BLK	WP	HR	S	P	ERA	WHIP

TOP

Montreal Expos @ Philadelphia Phillies

Veterans Stadium, Philadelphia, PA

Fri Sep 23 1988, 7:05 PM EDT

Att. 13,386 - Unknown - 74 F

livebaseballscorecards.com

AB	35
R	3
H	9
RBI	3
BB	1
SO	9
LOB	20

WP: 1	PA: 36			
PB: 0				
SB: 1				
CS: 1				

Batter	1	2	3	4	5	6	7	8	9	AB	R	H	RBI	BB	SO	LOB
Phil Bradley, R (1, 7) OBP: 0.341, SLG: 0.396	C X 0-1 1-3 ①		1 SAFE S 1 SAFE F 1 SAFE P S 1-3 K ③			C X 0-1 6-3 ①	F C B X 1-2 CS 2-H 1B			4	0	1	1	0	1	1
Ron Jones, L (1, 9) OBP: 0.306, SLG: 0.589	B X 1-0 G3 ②			C B S F S 1-3 K ①		C S X 0-2 4-3 ②	B 1 SAFE B 1 SAFE C S 2-2 CS ③ 1-2	C B F X 1-2 F5 ①		4	0	0	0	0	1	0
Ricky Jordan, R (1, 3) OBP: 0.327, SLG: 0.498	B B F X 2-1 6-3 ③			F X 0-1 FC6-4 1B		F B S X 1-2 1B 2B		C X 0-1 5-3 ②		4	1	2	0	0	0	0
Von Hayes, L (1, 8) OBP: 0.350, SLG: 0.412		B B C F X 2-2 4-3 ①		B 1 SAFE P X 2-0 F8 ②		C B B X 2-1 E 2-H 1B		B C C X 1-2 L3 ③		4	0	1	1	0	0	1
Juan Samuel, R (1, 4) OBP: 0.296, SLG: 0.372		B B S S F X 2-2 1-3 ②		X 0-0 FC6-4 ③ 1-2f		1 SAFE 1 SAFE B S S H 2-2 1-2 HBP			B B B B 4-0 WP BB	2	0	0	0	1	0	1
Lance Parrish, R (1, 2) OBP: 0.298, SLG: 0.381		C C S 0-3 K ③			F B S S 1-3 K ①	C B X 1-1 F9 ③			1 SAFE X 0-0 F8 ①	4	0	0	0	0	2	3
Chris James, R (1, 5) OBP: 0.281, SLG: 0.374			B X 1-0 F9 ①		F C X 0-2 1B		B C X 1-1 SH1-3 1B 1B		1 SAFE 1 SAFE 1 SAFE 1 SAFE B 1 SAFE B C X 2-1 F9 ② 1-2	4	1	2	0	0	0	1
Steve Jeltz, S (1, 6) OBP: 0.294, SLG: 0.234 Greg Gross, L (9, PH) OBP: 0.291, SLG: 0.203			F B B X 2-1 1B		1 SAFE B F F 1 SAFE F S 1-3 K ②		1 SAFE 1 SAFE 1 SAFE 1 SAFE L X 2-2 SH1-3 ① 1-2		X 0-0 L7 ③	2	0	1	0	0	1	1
Kevin Gross, R (1, 1) OBP: 0.211, SLG: 0.192 Keith Miller, S (7, PH) OBP: 0.235, SLG: 0.234 Kent Tekulve, R (8, 1)			1 SAFE C B 1 SAFE M C 1-3 K ②		B C X 1-1 F4 ③		C F B F B F X 2-2 L8 ②			2 1 0	0 0 0	0 0 0	0 0 0	0 0 0	1 0 0	2 1 0
Inning Stats	R: 0 E: 0 K: 0 S: 5 H: 0 LOB: 0 BB: 0 P: 8	R: 0 E: 0 K: 1 S: 10 H: 0 LOB: 0 BB: 0 P: 14	R: 0 E: 0 K: 2 S: 10 H: 1 LOB: 1 BB: 0 P: 14	R: 0 E: 0 K: 1 S: 9 H: 1 LOB: 1 BB: 0 P: 11	R: 0 E: 0 K: 2 S: 12 H: 1 LOB: 1 BB: 0 P: 15	R: 1 E: 1 K: 0 S: 14 H: 2 LOB: 2 BB: 0 P: 20	R: 1 E: 0 K: 0 S: 15 H: 2 LOB: 0 BB: 0 P: 23	R: 0 E: 0 K: 0 S: 8 H: 0 LOB: 0 BB: 0 P: 10	R: 0 E: 0 K: 0 S: 4 H: 0 LOB: 1 BB: 1 P: 10	1B: 6 2B: 1 3B: 0 HR: 0 SF: 0 SAC: 1 DP: 0 HBP: 1						

BOTTOM

Montreal Expos @ Philadelphia Phillies

Veterans Stadium, Philadelphia, PA

Fri Sep 23 1988, 7:05 PM EDT

Att. 13,386 - Unknown - 74 F

livebaseballscorecards.com

AB	32
R	2
H	7
RBI	2
BB	1
SO	6
LOB	12

PITCHER		IP	WLS	BF	H	R	ER	SO	BB	IBB	HBP	BLK	WP	HR	S	P	ERA	WHIP
Bryn Smith, R ERA: 3.0	(1, 1)	6.0		24	5	1	1	6	0	0	1	0	0	0	60	82	1.50	0.833
Andy McGaffigan, R ERA: 2.99	(7, 1)	1.0		4	2	1	1	0	0	0	0	0	0	0	15	23	9.00	2.000
Jeff Parrett, R ERA: 2.69	(8, 1)	1.1	W	5	0	0	0	0	1	0	0	0	0	0	9	15	0.00	0.750
Tim Burke, R ERA: 3.52	(9, 1)	0.2	S	2	0	0	0	0	0	0	0	0	1	0	3	5	0.00	0.000

PITCHER	IP	WLS	BF	H	R	ER	SO	BB	IBB	HBP	BLK	WP	HR	S	P	ERA	WHIP

Batter	1	2	3	4	5	6	7	8	9	AB	R	H	RBI	BB	SO	LOB
Otis Nixon, S (1, 7) OBP: 0.306, SLG: 0.285	S X 0-1 B3 ①			X 0-0 1B FC3-6 2B		C B B B B 4-1 1B BB				2	1	1	0	1	0	0
Dave Martinez, L (1, 8) OBP: 0.315, SLG: 0.354	F B B X 2-1 P4 ②			B X 1-0 FC3-6 2-3 1B		1 SAFE B C P 1 SAFE 1 SAFE 1 SAFE X 2-1 1-3 1B				3	0	2	0	0	0	0
Andres Galarraga, R (1, 3) OBP: 0.354, SLG: 0.541	C B X 1-1 L9 ③			X 0-0 FC3-6 2B 1-2f 3-H ①		F F X 0-2 F3 ①				3	0	0	1	0	0	3
Hubie Brooks, R (1, 9) OBP: 0.318, SLG: 0.442		B B X 2-0 6-3 ①		C B S B X 2-2 P6-4 1-3 2B						2	0	1	0	0	0	0
Graig Nettles, L (1, 5) OBP: 0.253, SLG: 0.261		X 0-0 F8 ②		I I I I 4-0 IBB						1	0	0	0	1	0	0
Tom Foley, L (1, 4) OBP: 0.320, SLG: 0.381		S C B X 1-2 G3 ③		F B F F B X 2-2 P6-4 2-3f ② ③						2	0	0	0	0	0	3
Mike Fitzgerald, R (1, 2) OBP: 0.335, SLG: 0.391			B F B X 2-1 F9 ①		B C F F F X 1-2 L9 ①					2	0	0	0	0	0	0
Luis Rivera, R (1, 6) OBP: 0.269, SLG: 0.314			C F B X 1-2 P6 ②		F X 0-1 P6 ②					2	0	0	0	0	0	0
Pascual Perez, R (1, 1) OBP: 0.105, SLG: 0.038			S B S C 1-3 K ③		S S B X 1-2 G6-3 ③					2	0	0	0	0	1	0
Inning Stats	R: 0 E: 0 K: 0 S: 6 H: 0 LOB: 0 BB: 0 P: 9	R: 0 E: 0 K: 0 S: 5 H: 0 LOB: 0 BB: 0 P: 8	R: 0 E: 0 K: 1 S: 8 H: 0 LOB: 0 BB: 0 P: 12	R: 1 E: 0 K: 0 S: 10 H: 3 LOB: 2 BB: 1 P: 19	R: 0 E: 0 K: 0 S: 10 H: 0 LOB: 0 BB: 0 P: 12	R: 0 E: 0 K: 0 S: 7 H: 1 LOB: 2 BB: 1 P: 12				1B: 2 2B: 3 3B: 0 HR: 0 SF: 0 SAC: 0 DP: 1 HBP: 0					WP: 0 PB: 0 SB: 0 CS: 0 PA: 21

PITCHER	IP	WLS	BF	H	R	ER	SO	BB	IBB	HBP	BLK	WP	HR	S	P	ERA	WHIP
Alex Madrid, R (1, 1) ERA: 3.86	5.1	L	21	4	1	1	1	1	1	0	0	0	0	46	72	1.69	0.938

TOP

Montreal Expos @ Philadelphia Phillies

Veterans Stadium, Philadelphia, PA

Sat Sep 24 1988, 7:05 PM EDT

Att. 14,088 - Unknown - 64 F

livebaseballscorecards.com

AB	19
R	1
H	4
RBI	1
BB	2
SO	1
LOB	6

Batter	1	2	3	4	5	6	7	8	9	AB	R	H	RBI	BB	SO	LOB
Phil Bradley, R (1, 7) OBP: 0.340, SLG: 0.394	C X 0-1 ① P4		C B S F C 1-3 ③ K							2	0	0	0	0	1	0
Ron Jones, L (1, 9) OBP: 0.300, SLG: 0.577	B S B C X 2-2 ② 1-3			B B X 2-0 ① L8						2	0	0	0	0	0	0
Ricky Jordan, R (1, 3) OBP: 0.324, SLG: 0.494	C X 0-1 ③ G4-3			S S C 0-3 ② K						2	0	0	0	0	1	0
Von Hayes, L (1, 8) OBP: 0.351, SLG: 0.411		B F B B T B 4-2 FC5-4 BB		C B F S 1-3 ③ K						1	0	0	0	1	1	0
Juan Samuel, R (1, 4) OBP: 0.295, SLG: 0.370		X 0-0 ① FC5-4 S 1-2f			C F S 0-3 ① K					2	0	0	0	0	1	1
Lance Parrish, R (1, 2) OBP: 0.297, SLG: 0.379		C B F S 1-3 ② K			B S S B F S 2-3 ② K					2	0	0	0	0	2	1
Chris James, R (1, 5) OBP: 0.280, SLG: 0.372		P C B B S S 3-3 ③ K 1-2			X 0-0 E5 CS					2	0	0	0	0	1	1
Steve Jeltz, S (1, 6) OBP: 0.293, SLG: 0.233			C S B B S 2-3 ① K		F B S 1-2 ③ CS 1-2					1	0	0	0	0	1	0
Alex Madrid, R (1, 1)			C C B X 1-2 ② 4-3							1	0	0	0	0	0	0
Inning Stats	R: 0 E: 0 K: 0 S: 7 H: 0 LOB: 0 BB: 0 P: 9	R: 0 E: 0 K: 2 S: 10 H: 0 LOB: 1 BB: 1 P: 17	R: 0 E: 0 K: 2 S: 10 H: 0 LOB: 0 BB: 0 P: 14	R: 0 E: 0 K: 2 S: 7 H: 0 LOB: 0 BB: 0 P: 10	R: 0 E: 1 K: 2 S: 10 H: 0 LOB: 0 BB: 0 P: 13					1B: 0 2B: 0 3B: 0 HR: 0 SF: 0 SAC: 0 DP: 0 HBP: 0							

PITCHER	IP	WLS	BF	H	R	ER	SO	BB	IBB	HBP	BLK	WP	HR	S	P	ERA	WHIP
Pascual Perez, R (1, 1) ERA: 2.49	5.0	W	16	0	0	0	8	1	0	0	0	0	0	44	63	0.00	0.200

PITCHER	IP	WLS	BF	H	R	ER	SO	BB	IBB	HBP	BLK	WP	HR	S	P	ERA	WHIP

BOTTOM

Montreal Expos @ Philadelphia Phillies

Veterans Stadium, Philadelphia, PA

Sat Sep 24 1988, 7:05 PM EDT

Att. 14,088 - Unknown - 64 F

livebaseballscorecards.com

AB	15
R	0
H	0
RBI	0
BB	1
SO	8
LOB	3

WP: 0 PA: 17
PB: 0
SB: 1
CS: 1

Montreal Expos @ Philadelphia Phillies

Veterans Stadium, Philadelphia, PA

Sun Sep 25 1988, 3:33 AM EDT

Att. 20,188 - Cloudy - 65 F

TOP

livebaseballscorecards.com

Batter	1	2	3	4	5	6	7	8	9	AB	R	H	RBI	BB	SO	LOB
Otis Nixon, S (1, 8) OBP: 0.308, SLG: 0.287	B X 1-0 FC5-4 1B 1B	S B X 1-1 ② FC6-4 S 1-2f 2-3		B F B C X 2-2 S F8 1B	C C B X 1-2 ③ F8			C C F B F B C 2-3 ① K		5	0	2	0	0	1	3
Rex Hudler, R (1, 4) OBP: 0.300, SLG: 0.413 Wallace Johnson, S (8, PH) OBP: 0.384, SLG: 0.386 Jeff Huson, L (8, 6) OBP: 0.370, SLG: 0.360	B B F X 2-1 FC5-4 1-2 1B	C S B F X 1-2 ③ F3 1-2		X 0-0 ② F8 1-2		B B X 2-0 ① F2		B B B B 4-0 1B 1B BB		4 0 0	0 1 0	1 0 0	0 0 0	0 1 0	0 0 0	3 0 0
Andres Galarraga, R (1, 3) OBP: 0.355, SLG: 0.541	B X 1-0 ① FC5-4 BB 1-2f 2-3		F B F X 1-2 ① 6-3	B B C X 2-1 ③ F9 2-3		C B X 1-1 2B		C F X 0-2 1B 1-2 1B		5	0	2	0	0	0	3
Hubie Brooks, R (1, 9) OBP: 0.322, SLG: 0.455	B B F B F B B 4-2 FC4-6 1-2 BB		C B X 1-1 HR		B X 1-0 HR	C S B F S 1-3 ② K		F S B B X 2-2 1-2 2-H 1B		4	2	3	3	1	1	1
Tim Wallach, R (1, 5) OBP: 0.303, SLG: 0.397	B F S B S 2-3 ② K	X 0-0 ② F8			X 0-0 ① F9	C F B X 1-2 ③ 1-3		F B C B S 2-3 ② K		5	0	0	0	0	2	6
Mike Fitzgerald, R (1, 7) OBP: 0.344, SLG: 0.390 Joe Hesketh, R (8, 1)	B X 1-0 ③ FC4-6 1-2f		B B X 2-0 BB 1B		B B F F B B 4-2 2B 3B BB		C B B B 4-1 G3 BB	C B S B B X 3-2 ③ F8		3 0	1 0	1 0	0 0	2 0	0 0	5 0
Nelson Santovenia, R (1, 2) OBP: 0.284, SLG: 0.380		B B B C B 4-1 FC6-4 1B BB	F B B F B B 4-2 FC5-4 1-2 BB		B F X 1-1 ② F8		C S B B X 2-2 ① F9		B F S B F S 2-3 ① K	3	0	0	0	2	1	2
Luis Rivera, R (1, 6) OBP: 0.270, SLG: 0.317 Tom Foley, L (7, PH) OBP: 0.319, SLG: 0.379 (7, 6) (8, 4)	X 0-0 ① F8	B B B C X 3-1 ③ FC5-4 1-2f		C B B X 2-2 1-3 3B 2B			B F F F B X 1-2 ② G3 1-2		C F B S 1-3 ② K	3 2	1 0	1 0	0 0	0 1	0 1	3 1
Dennis Martinez, R (1, 1) OBP: 0.213, SLG: 0.218 Mike Smith, R (3, 1) Tracy Jones, R (5, PH) OBP: 0.358, SLG: 0.371 Jeff Parrett, R (5, 1) Graig Nettles, L (7, PH) OBP: 0.250, SLG: 0.258 Andy McGaffigan, R (7, 1) Dave Martinez, L (8, 7) OBP: 0.314, SLG: 0.353	F F B X 1-2 FC6-4 1-2 1B	B C C C 1-3 ① K	C B X 1-1 2-H 3-H 3B			F B B B F X 3-2 ③ 2-3		B S F S 1-3 ③ K		1 1 1 0 1 0 1	0 0 0 0 0 0 0	1 0 1 0 0 0 0	0 0 0 0 0 0 0	0 1 0 0 0 0 0	0 0 0 0 0 0 0	0 0 0 0 1 0 0
Inning Stats	R: 0 E: 0 K: 1 S: 10 H: 2 LOB: 3 BB: 1 P: 21	R: 0 E: 0 K: 0 S: 11 H: 1 LOB: 2 BB: 1 P: 18	R: 1 E: 0 K: 0 S: 11 H: 2 LOB: 2 BB: 1 P: 22	R: 0 E: 0 K: 1 S: 9 H: 1 LOB: 1 BB: 0 P: 14	R: 3 E: 0 K: 0 S: 14 H: 3 LOB: 1 BB: 1 P: 24	R: 0 E: 0 K: 1 S: 10 H: 1 LOB: 1 BB: 0 P: 15	R: 0 E: 0 K: 0 S: 11 H: 0 LOB: 1 BB: 1 P: 21	R: 1 E: 0 K: 2 S: 17 H: 2 LOB: 2 BB: 1 P: 30	R: 0 E: 0 K: 3 S: 10 H: 0 LOB: 0 BB: 0 P: 14	1B: 7 2B: 2 3B: 1 HR: 2 SF: 0 SAC: 0 DP: 0 HBP: 0						

PITCHER	IP	WLS	BF	H	R	ER	SO	BB	IBB	HBP	BLK	WP	HR	S	P	ERA	WHIP
Shane Rawley, L (1, 1) ERA: 4.18	5.0	W	28	9	4	4	2	4	0	0	0	0	2	55	99	7.20	2.600
Mike Maddux, R (6, 1) ERA: 3.96	2.1		11	2	1	1	2	2	0	0	0	0	0	29	50	3.86	1.714
Steve Bedrosian, R (8, 1) ERA: 3.8	1.2	S	6	1	0	0	4	0	0	0	0	0	0	19	30	0.00	0.600

PITCHER	IP	WLS	BF	H	R	ER	SO	BB	IBB	HBP	BLK	WP	HR	S	P	ERA	WHIP

AB	39
R	5
H	12
RBI	5
BB	6
SO	8
LOB	28

WP: 0 PA: 45
PB: 0
SB: 2
CS: 0

Batter	1	2	3	4	5	6	7	8	9	AB	R	H	RBI	BB	SO	LOB
Phil Bradley, R (1, 7) OBP: 0.343, SLG: 0.400	HR 1B	E FC5-2 2B	2-H 1B		1-3			E S FC3-1-5-3 1B		5	1	4	1	0	0	0
Juan Samuel, R (1, 4) OBP: 0.294, SLG: 0.369	F9	F9	F8			CS 1B		1 SAFE 1 SAFE 1 SAFE 1 SAFE K 1-3		5	0	1	0	0	1	4
Von Hayes, L (1, 8) OBP: 0.351, SLG: 0.409	1 SAFE 1 SAFE HR 1B	E6 FC5-2		1B 1B BB		F6		FC3-1-5-3		4	2	1	0	1	0	3
Ricky Jordan, R (1, 3) OBP: 0.333, SLG: 0.510	HR	FC5-2		1B FC6-4 1B		1B		IBB		4	2	3	3	1	0	2
Ron Jones, L (1, 9) OBP: 0.295, SLG: 0.559	F8	1-3		FC6-4 1B		F2		K		5	0	1	1	0	1	5
Chris James, R (1, 5) OBP: 0.280, SLG: 0.373	WP 1B 2B		F4	FC6-4 G4-3			F7			4	1	1	1	0	0	1
John Russell, R (1, 2) OBP: 0.289, SLG: 0.366	1B HBP		HR	G4-3			BB			2	1	1	1	1	0	1
Steve Jeltz, S (1, 6) OBP: 0.295, SLG: 0.235	FC6-4 1B		SH5-3 1B BB		1-3		K			1	0	1	1	0	0	0
Shane Turner, L (3, PH) OBP: 0.278, SLG: 0.161 (4, 6)										2	1	0	0	1	1	1
Shane Rawley, R (1, 1) OBP: 0.121, SLG: 0.140	FC6-4		SH5-3		K		K			1	0	0	0	0	0	2
Tom Barrett, S (5, PH) OBP: 0.293, SLG: 0.200										1	0	0	0	0	1	0
Mike Maddux, L (6, 1) OBP: 0.174, SLG: 0.182										1	0	0	0	0	1	1
Steve Bedrosian, R (8, 1)										0	0	0	0	0	0	0
Inning Stats	R: 4 E: 0 K: 0 S: 15 H: 5 LOB: 2 BB: 0 P: 20	R: 0 E: 1 K: 0 S: 11 H: 1 LOB: 2 BB: 0 P: 16	R: 2 E: 0 K: 0 S: 10 H: 2 LOB: 1 BB: 1 P: 20	R: 2 E: 0 K: 0 S: 11 H: 2 LOB: 0 BB: 1 P: 19	R: 0 E: 0 K: 1 S: 9 H: 0 LOB: 0 BB: 0 P: 12	R: 0 E: 0 K: 0 S: 14 H: 2 LOB: 1 BB: 0 P: 20	R: 0 E: 0 K: 2 S: 9 H: 0 LOB: 1 BB: 1 P: 19	R: 0 E: 1 K: 2 S: 9 H: 1 LOB: 2 BB: 1 P: 19		1B: 9 2B: 2 3B: 0 HR: 2 SF: 0 SAC: 1 DP: 1 HBP: 1						

PITCHER		IP	WLS	BF	H	R	ER	SO	BB	IBB	HBP	BLK	WP	HR	S	P	ERA	WHIP
Dennis Martinez, R ERA: 2.72	(1, 1)	2.1	L	17	7	6	6	0	1	0	1	0	1	2	32	49	23.14	3.429
Mike Smith, R ERA: 3.12	(3, 1)	1.2		8	3	2	2	0	1	0	0	0	0	0	15	26	10.80	2.400
Jeff Parrett, R ERA: 2.63	(5, 1)	2.0		7	2	0	0	1	0	0	0	0	0	0	23	32	0.00	1.000
Andy McGaffigan, R ERA: 2.94	(7, 1)	1.1		6	1	0	0	3	1	0	0	0	0	0	13	26	0.00	1.500
Joe Hesketh, L ERA: 2.77	(8, 1)	0.2		3	0	0	0	1	0	1	0	0	0	0	5	12	0.00	0.000

PITCHER	IP	WLS	BF	H	R	ER	SO	BB	IBB	HBP	BLK	WP	HR	S	P	ERA	WHIP

BOTTOM

Montreal Expos @ Philadelphia Phillies

Veterans Stadium, Philadelphia, PA

Sun Sep 25 1988, 3:33 AM EDT

Att. 20,188 - Cloudy - 65 F

livebaseballscorecards.com

AB	35
R	8
H	13
RBI	8
BB	4
SO	5
LOB	20

Batter	1	2	3	4	5	6	7	8	9	AB	R	H	RBI	BB	SO	LOB
Mitch Webster, S (1, 7) (8, 8) OBP: 0.333, SLG: 0.341	X 0-0 G3 ①		B F F B X 2-2 F4 ①		X 0-0 F9 ③			B F C S 1-3 K ①		4	0	0	0	0	1	0
23 Ryne Sandberg, R (1, 4) OBP: 0.323, SLG: 0.417	B C T T T C 1-3 K ②		X 0-0 5-3 ②			X 0-0 WP 6-4-3 1B		B S F S 1-3 K ②		4	0	1	0	0	2	0
Mark Grace, L (1, 3) OBP: 0.368, SLG: 0.400 Rolando Roomes, R (8, PR) OBP: 0.200, SLG: 0.200 Manny Trillo, R (8, 3) OBP: 0.280, SLG: 0.297	C C C 0-3 K ③		X 0-0 F8 ③			M X 0-1 6-4-3 ① 1-2		B C B C B B 4-2 BB 1B BB		3 0 0	0 0 0	0 0 0	0 0 0	1 0 0	1 0 0	1 0 0
Andre Dawson, R (1, 9) OBP: 0.340, SLG: 0.494		B B B B 4-0 BB 2B BB		B C X 1-1 2B		B F B B B 4-1 2-3 BB		X 0-0 BB 1-2 1B		2	1	2	0	2	0	0
Vance Law, R (1, 5) OBP: 0.354, SLG: 0.399		B B B B 4-0 2B 1-2 FC5-2 BB		B S B B F X 2-2 F9 ①		B X 1-0 F4 ②		B F B B B 4-1 FC6 1-2 2-3 BB		2	0	0	0	2	0	3
Darrin Jackson, R (1, 8) OBP: 0.275, SLG: 0.448 Rafael Palmeiro, L (8, PH) OBP: 0.349, SLG: 0.427 (8, 7)		C X 0-1 WP 6-3 1-3 2-H 2B		C S X 0-2 L5 ②		B B B C X 3-1 F7 ③		C B X 1-1 FC6 ③ 1-2f		3 1	1 0	1 0	1 0	0 0	0 0	3 3
Damon Berryhill, S (1, 2) OBP: 0.296, SLG: 0.395		C B X 1-1 FC5-2 WP ① 3-H		F S F X 0-2 G3 ③			B X 1-0 F7 ①		X 0-0 4-3 ①	4	0	0	0	0	0	3
Shawon Dunston, R (1, 6) OBP: 0.267, SLG: 0.352		S T B B F B T B X 3-2 6-3 ② 1-2 2-H			X 0-0 F9 ①		B B C B C F F X 3-2 6-3 ②		C X 0-1 L4 ②	4	0	0	1	0	0	1
Mike Harkey, R (1, 1) OBP: 0.091, SLG: 0.091 Doug Dascenzo, S (7, PH) OBP: 0.321, SLG: 0.275 Frank DiPino, L (7, 1) Gary Varsho, L (9, PH) OBP: 0.274, SLG: 0.296		F B C S 1-3 K ③			S S S 0-3 K ②		X 0-0 6-3 ③		C X 0-1 4-3 ③	2 1 0 1	0 0 0 0	0 0 0 0	0 0 0 0	2 0 0 0	1 0 0 0	
Inning Stats	R: 0 H: 0 E: 0 LOB: 0 K: 2 BB: 0 S: 9 P: 10	R: 2 H: 1 E: 0 LOB: 1 K: 1 BB: 2 S: 12 P: 25	R: 0 H: 0 E: 0 LOB: 0 K: 0 BB: 0 S: 5 P: 7	R: 0 H: 1 E: 0 LOB: 1 K: 0 BB: 0 S: 12 P: 15	R: 0 H: 0 E: 0 LOB: 0 K: 1 BB: 0 S: 5 P: 5	R: 0 H: 1 E: 0 LOB: 2 K: 0 BB: 1 S: 7 P: 15	R: 0 H: 0 E: 0 LOB: 0 K: 0 BB: 0 S: 7 P: 11	R: 0 H: 1 E: 0 LOB: 3 K: 2 BB: 2 S: 12 P: 23	R: 0 H: 0 E: 0 LOB: 0 K: 0 BB: 0 S: 5 P: 5	1B: 2 SF: 0 2B: 2 SAC: 0 3B: 0 DP: 0 HR: 0 HBP: 0						WP: 2 PA: 36 PB: 0 SB: 0 CS: 0

TOP

Chicago Cubs @ Montreal Expos

Olympic Stadium, Montreal, QB

Mon Sep 26 1988, 7:05 PM EDT

Att. 6,577 - Dome - 70 F

livebaseballscorecards.com

AB	31
R	2
H	4
RBI	2
BB	5
SO	6
LOB	15

PITCHER		IP	WLS	BF	H	R	ER	SO	BB	IBB	HBP	BLK	WP	HR	S	P	ERA	WHIP
Randy Johnson, L ERA: 2.25	(1, 1)	6.0	W	24	3	2	2	4	3	0	0	0	2	0	50	77	3.00	1.000
Andy McGaffigan, R ERA: 2.89	(7, 1)	1.2		7	1	0	0	2	1	0	0	0	0	0	16	26	0.00	1.200
Tim Burke, R ERA: 3.46	(8, 1)	1.1	S	5	0	0	0	0	1	0	0	0	0	0	8	13	0.00	0.750

PITCHER	IP	WLS	BF	H	R	ER	SO	BB	IBB	HBP	BLK	WP	HR	S	P	ERA	WHIP

Batter	1	2	3	4	5	6	7	8	9	AB	R	H	RBI	BB	SO	LOB
Otis Nixon, S (1, 7) OBP: 0.308, SLG: 0.288 Tom O'Malley, L (6, PH) OBP: 0.368, SLG: 0.313 Rex Hudler, R (6, PR) OBP: 0.303, SLG: 0.416 (7, 7)	F6		K		G3 S E 1B	E IBB		CS 1B		3 0 1	1 0 0	1 0 1	0 0 0	0 1 0	1 0 0	0 0 0
Dave Martinez, L (1, 8) OBP: 0.311, SLG: 0.349	4-3		3-1		G3 1-3	E4 1-2 2-3 3-H		4-3 1-2		5	0	0	1	0	0	4
Andres Galarraga, R (1, 3) OBP: 0.354, SLG: 0.543	1B 3B		6-3		K	F3				4	1	1	0	0	1	4
Hubie Brooks, R (1, 9) OBP: 0.323, SLG: 0.457	FC6-4 1B 3-H			G3 2B	E6 BB 3-H	K				4	0	2	1	0	1	3
Tim Wallach, R (1, 5) OBP: 0.304, SLG: 0.396	FC6-4 1-2f			G3 BB	FC6 BB 1-2		G3			2	0	0	0	2	0	1
Tom Foley, L (1, 4) OBP: 0.318, SLG: 0.378		G4-6-3 1B 1B		G3 1-2 2-3	FC6 1-2f		K			4	0	1	0	0	1	4
Mike Fitzgerald, R (1, 2) OBP: 0.350, SLG: 0.392 Johnny Paredes, R (6, PR) OBP: 0.282, SLG: 0.242 Nelson Santovenia, R (7, 2) OBP: 0.286, SLG: 0.382		G4-6-3 1-2 1B	K			SH1-4 E E BB	WP 1B			2 0 1	0 1 0	1 0 1	0 0 0	1 0 0	1 0 0	2 0 0
Jeff Huson, L (1, 6) OBP: 0.355, SLG: 0.321		G4-6-3 1-2f 2-3		IBB		E1 E SH1-4 1-2	4-3 1-2			3	0	0	0	1	0	4
Randy Johnson, R (1, 1) OBP: 0.143, SLG: 0.143 Tracy Jones, R (6, PH) OBP: 0.358, SLG: 0.371 Andy McGaffigan, R (7, 1) Tim Burke, R (8, 1)		K	4-3			SH1-4 1-2 2-3		K		2 0 0 1	0 0 0 0	0 0 0 0	0 0 0 0	0 0 0 0	1 0 0 1	4 0 0 0
Inning Stats	R: 1 H: 2 E: 0 LOB: 1 K: 0 BB: 0 S: 11 P: 20	R: 0 H: 2 E: 0 LOB: 1 K: 1 BB: 0 S: 8 P: 11	R: 0 H: 0 E: 0 LOB: 0 K: 1 BB: 0 S: 7 P: 11	R: 0 H: 1 E: 0 LOB: 3 K: 1 BB: 2 S: 9 P: 20	R: 1 H: 1 E: 1 LOB: 2 K: 1 BB: 1 S: 16 P: 26	R: 1 H: 0 E: 2 LOB: 3 K: 1 BB: 2 S: 15 P: 26	R: 0 H: 1 E: 0 LOB: 1 K: 1 BB: 0 S: 10 P: 20	R: 0 H: 1 E: 0 LOB: 0 K: 1 BB: 0 S: 7 P: 11		1B: 6 SF: 0 2B: 1 SAC: 1 3B: 1 DP: 1 HR: 0 HBP: 0						

PITCHER		IP	WLS	BF	H	R	ER	SO	BB	IBB	HBP	BLK	WP	HR	S	P	ERA	WHIP
Mike Harkey, R ERA: 2.6	(1, 1)	6.0	L	31	6	3	1	5	3	2	0	0	0	0	66	114	1.50	1.500
Frank DiPino, L ERA: 4.96	(7, 1)	2.0		7	2	0	0	2	0	0	0	0	1	0	17	31	0.00	1.000

PITCHER	IP	WLS	BF	H	R	ER	SO	BB	IBB	HBP	BLK	WP	HR	S	P	ERA	WHIP

BOTTOM

Chicago Cubs @ Montreal Expos

Olympic Stadium, Montreal, QB

Mon Sep 26 1988, 7:05 PM EDT

Att. 6,577 - Dome - 70 F

livebaseballscorecards.com

AB	32
R	3
H	8
RBI	2
BB	5
SO	7
LOB	26

WP: 1 PA: 38
PB: 0
SB: 1
CS: 1

Batter	1	2	3	4	5	6	7	8	9	AB	R	H	RBI	BB	SO	LOB
Mitch Webster, S (1, 8) OBP: 0.335, SLG: 0.343	B X 1-0 23 4-3 23 S 1B 1B	B B B C F B 4-2 E 2B BB		B C F X 1-2 1B 1B		B X 1-0 F8 ②			X 0-0 6-3 ②	4	2	2	0	1	0	0
23 Ryne Sandberg, R (1, 4) OBP: 0.322, SLG: 0.417	B B C C X 2-2 4-3 ① 1-3	B B 1 C X SAFE 2-1 F8 ②		C B S B F C 2-3 K ①		C B S X 1-2 5-3 ③			X 0-0 2B	5	0	1	0	0	1	3
Mark Grace, L (1, 3) OBP: 0.368, SLG: 0.402	B X 1-0 3B 3-H 1B	C C 1 X SAFE 1-2 1-H 2B		X 0-0 L5 ②			C B C F B F F B X 3-2 F8 ①		C F C 0-3 K ③	5	1	2	2	0	1	2
Andre Dawson, R (1, 9) OBP: 0.342, SLG: 0.498	C B B X 2-1 1B 1-H 3B	B F B B B 4-1 BB		B X 1-0 1-2 1B			B F C X 1-2 6-3 ②			3	1	2	1	1	0	0
Rafael Palmeiro, L (1, 7) OBP: 0.349, SLG: 0.426	C X 0-1 2B 3-H 1B	B B C F F B F S 3-3 K ③		X 0-0 G3 ③			F B X 1-1 G3 ③			4	1	1	1	0	1	4
Vance Law, R (1, 5) OBP: 0.353, SLG: 0.400	B B C F B X 3-2 1-H 2B		X 0-0 F7 ①		C X 0-1 1-3 ①			F C B C 1-3 K ①		4	0	1	1	0	1	0
Damon Berryhill, S (1, 2) OBP: 0.292, SLG: 0.390	B B B C X 3-1 F8 ②		F B F B C 2-3 K ②		C B X 1-1 G3 ②			X 0-0 5-3 ②		4	0	0	0	0	1	1
Shawon Dunston, R (1, 6) OBP: 0.267, SLG: 0.353	B C X 1-1 F2 ③		C B X 1-1 2B		B F B X 2-1 F8 ③			X 0-0 B2-3 ③		4	0	1	0	0	0	1
Calvin Schiraldi, R (1, 1) OBP: 0.115, SLG: 0.119 Rich Gossage, R (9, 1)		X 0-0 5-3 ①	B C F B C 2-3 K ③			F C S 0-3 K ①			C C B B S 2-3 K ①	4 0	0 0	0 0	0 0	0 0	3 0	1 0
Inning Stats	R: 4 E: 0 K: 0 S: 16 H: 5 LOB: 1 BB: 0 P: 29	R: 1 E: 1 K: 1 S: 15 H: 1 LOB: 2 BB: 2 P: 28	R: 0 E: 0 K: 2 S: 9 H: 1 LOB: 1 BB: 0 P: 14	R: 0 E: 0 K: 1 S: 10 H: 2 LOB: 2 BB: 0 P: 14	R: 0 E: 0 K: 0 S: 6 H: 0 LOB: 0 BB: 0 P: 9	R: 0 E: 0 K: 1 S: 7 H: 0 LOB: 0 BB: 0 P: 9	R: 0 E: 0 K: 0 S: 11 H: 0 LOB: 0 BB: 0 P: 16	R: 0 E: 0 K: 1 S: 5 H: 0 LOB: 0 BB: 0 P: 6	R: 0 E: 0 K: 2 S: 8 H: 1 LOB: 1 BB: 0 P: 10	1B: 5 2B: 4 3B: 1 HR: 0 SF: 0 SAC: 0 DP: 0 HBP: 0						

TOP

Chicago Cubs @ Montreal Expos

Olympic Stadium, Montreal, QB

Tue Sep 27 1988, 7:05 PM EDT

Att. 6,131 - Dome - 67 F

livebaseballscorecards.com

AB	37
R	5
H	10
RBI	5
BB	2
SO	8
LOB	12

PITCHER		IP	WLS	BF	H	R	ER	SO	BB	IBB	HBP	BLK	WP	HR	S	P	ERA	WHIP
Brian Holman, R ERA: 3.39	(1, 1)	5.0	L	26	9	5	4	4	2	0	0	0	0	0	56	94	7.20	2.200
Jeff Parrett, R ERA: 2.57	(6, 1)	2.0		6	0	0	0	1	0	0	0	0	0	0	18	25	0.00	0.000
Joe Hesketh, L ERA: 2.69	(8, 1)	2.0		7	1	0	0	3	0	0	0	0	0	0	13	16	0.00	0.500

PITCHER	IP	WLS	BF	H	R	ER	SO	BB	IBB	HBP	BLK	WP	HR	S	P	ERA	WHIP

Batter	1	2	3	4	5	6	7	8	9	AB	R	H	RBI	BB	SO	LOB
Otis Nixon, S (1, 7) OBP: 0.307, SLG: 0.287	B B C X 2-1 F7 ①		B X 1-0 F7 ①		B B C F B F X 3-2 F8 ② 1-2			X 0-0 L3 1B	1 SAFE C B B B C X 3-2 5-3 ③ 1-2	4	0	1	0	0	0	1
Mike Fitzgerald, R (9, PH) OBP: 0.348, SLG: 0.389										1	0	0	0	0	0	2
Dave Martinez, L (1, 8) OBP: 0.310, SLG: 0.348	C C X 0-2 F8 ②		C B B S X 2-2 F7 ②		B B X 2-0 S 1B 2-H			1 SAFE X 0-0 L3 ①② 1-2		4	0	1	1	0	0	1
Andres Galarraga, R (1, 3) OBP: 0.355, SLG: 0.542	B C C C B B B 4-2 FC6-4 BB		C S B B B F F F X 3-2 F8 ③		F 1 SAFE 1 SAFE B S S 1-3 K ③ 1-2			X 0-0 1B		3	0	1	0	1	1	1
Hubie Brooks, R (1, 9) OBP: 0.321, SLG: 0.453	B S F F F F X 1-2 FC6-4 ③ 1-2f			B S B X 2-1 F7 ①		B X 1-0 F9 ①		C S C 0-3 K ③		4	0	0	0	0	1	2
Tom O'Malley, L (1, 5) OBP: 0.304, SLG: 0.250		B C X 1-1 4-3 ①		B X 1-0 F7 ②		B F X 1-1 3-1 ②			F B B F B S 3-3 K ①	4	0	0	0	0	1	0
Tom Foley, L (1, 4) OBP: 0.322, SLG: 0.380		C F X 0-2 3B 1B		B B B C F B 4-2 BB		X 0-0 F6 ③			S S B X 1-2 2B FC6-4 1B	3	2	2	0	1	0	0
Nelson Santovenia, R (1, 2) OBP: 0.289, SLG: 0.393		C C B F B X 2-2 3B 1-H		X 0-0 F8 ③			C X 0-1 F5 ①		B B F X 2-1 FC6-4 2B 1-3	4	0	2	1	0	0	1
Luis Rivera, R (1, 6) OBP: 0.268, SLG: 0.314	B F B F B X 3-2 L7 ②				B C F X 1-2 F7 ①		C F B X 1-2 5-3 ②		F B B B B 4-1 FC6-4 BB	3	0	0	0	0	0	1
Wallace Johnson, S (9, PH) OBP: 0.390, SLG: 0.386										0	0	0	0	1	0	0
Rex Hudler, R (9, PR) OBP: 0.303, SLG: 0.416										0	0	0	0	0	0	0
Brian Holman, R (1, 1) OBP: 0.148, SLG: 0.115	C F S 0-3 K ③				X 0-0 S 1B 1B		C B B X 2-1 F2 ③		B S C F X 1-2 FC6-4 S ② 1-2f 2-3 3-H	1	0	0	0	0	1	1
Jeff Huson, L (5, PH) OBP: 0.375, SLG: 0.345										1	1	1	0	0	0	0
Jeff Parrett, R (6, 1)										0	0	0	0	0	0	0
Graig Nettles, L (7, PH) OBP: 0.248, SLG: 0.256										1	0	0	0	0	0	0
Joe Hesketh, R (8, 1)										0	0	0	0	0	0	0
Tim Wallach, R (9, PH) OBP: 0.304, SLG: 0.395										1	0	0	1	0	0	2
Johnny Paredes, R (9, PR) OBP: 0.282, SLG: 0.242										0	0	0	0	0	0	0
Inning Stats	R: 0 E: 0 K: 0 S: 13 H: 0 LOB: 1 BB: 1 P: 20	R: 1 E: 0 K: 1 S: 15 H: 2 LOB: 1 BB: 0 P: 21	R: 0 E: 0 K: 0 S: 10 H: 0 LOB: 0 BB: 0 P: 16	R: 0 E: 0 K: 0 S: 6 H: 0 LOB: 1 BB: 1 P: 13	R: 1 E: 0 K: 1 S: 12 H: 2 LOB: 1 BB: 0 P: 19	R: 0 E: 0 K: 0 S: 4 H: 0 LOB: 0 BB: 0 P: 6	R: 0 E: 0 K: 0 S: 7 H: 0 LOB: 0 BB: 0 P: 10	R: 0 E: 0 K: 1 S: 6 H: 2 LOB: 1 BB: 0 P: 6	R: 1 E: 0 K: 1 S: 16 H: 2 LOB: 3 BB: 1 P: 30	1B: 6 2B: 2 3B: 1 HR: 0	SF: 0 SAC: 0 DP: 1 HBP: 0						

PITCHER		IP	WLS	BF	H	R	ER	SO	BB	IBB	HBP	BLK	WP	HR	S	P	ERA	WHIP
Calvin Schiraldi, R ERA: 4.47	(1, 1)	8.1	W	34	8	3	3	4	2	0	0	0	0	0	81	125	3.24	1.200
Rich Gossage, R ERA: 4.15	(9, 1)	0.2	S	3	0	0	0	0	1	0	0	0	0	0	8	16	0.00	1.500

PITCHER	IP	WLS	BF	H	R	ER	SO	BB	IBB	HBP	BLK	WP	HR	S	P	ERA	WHIP

BOTTOM

Chicago Cubs @ Montreal Expos

Olympic Stadium, Montreal, QB

Tue Sep 27 1988, 7:05 PM EDT
Att. 6,131 - Dome - 67 F

livebaseballscorecards.com

AB	34
R	3
H	8
RBI	3
BB	3
SO	4
LOB	12

WP: 0	PB: 0	SB: 3	CS: 0	PA: 37														

Batter	1	2	3	4	5	6	7	8	9	AB	R	H	RBI	BB	SO	LOB
Mitch Webster, S (1, 8) (4, 9) OBP: 0.337, SLG: 0.346	C X 0-1 S 1B		C B X 1-1 23 4-3 2B		B C B F X 2-2 ① F7		X 0-0 ① L4		B B B B 4-0 23 FC5-4 BB	4	0	2	0	1	0	0
23 Ryne Sandberg, R (1, 4) OBP: 0.322, SLG: 0.416	C X 0-1 ① F9		B B C X 2-1 ② 4-3 2-3		C B F B X 2-2 G4-6-3 1B		B B B B 4-0 FC6-4 S BB		X 0-0 ② FC5-4 FC6-4 1-2f	4	0	1	0	1	0	3
Mark Grace, L (1, 3) OBP: 0.367, SLG: 0.399	B F P F X 2-2 ② F7		X 0-0 ③ L8		X 0-0 ② ③ G4-6-3 1-2f		B B B B 4-0 FC6-4 1-2 BB		X 0-0 ③ FC6-4 1-2f	4	0	0	0	1	0	4
Andre Dawson, R (1, 9) (4, 8) OBP: 0.343, SLG: 0.500 Doug Dascenzo, S OBP: 0.313, SLG: 0.268	C F B B X 2-2 ③ L3 1-2			S C B X 1-2 4-3 E 2B		B X 1-0 E6 S 1-3 PB	X 0-0 ② FC6-4 1-2f 2-3			2	1	1	0	0	0	1
										2	1	0	0	0	0	2
Rafael Palmeiro, L (1, 7) OBP: 0.346, SLG: 0.423		C X 0-1 ① 4-3		B B F X 2-1 ① 4-3 2-3		1 SAFE X 0-0 ① 1-3 1-2	X 0-0 ③ F8			4	0	0	0	0	0	4
Vance Law, R (1, 5) OBP: 0.351, SLG: 0.397		X 0-0 E6 FC4-6		C X 0-1 E5 G3 1B 3-H		F C B B F B X 3-2 ② F8 2-H		X 0-0 ① 4-3		4	1	0	1	0	0	0
Damon Berryhill, S (1, 2) OBP: 0.292, SLG: 0.391		S X 0-1 ② L8		X 0-0 ② G3 2-3		B F B X 2-1 2B		S S S 0-3 ② K		4	0	1	0	0	1	2
Shawon Dunston, R (1, 6) OBP: 0.269, SLG: 0.353		B S X 1-1 ③ FC4-6 1-2f		B C F B B X 3-2 3-H 1B		I I I I 4-0 IBB		X 0-0 ③ F3		3	0	1	1	1	0	1
Greg Maddux, R (1, 1) OBP: 0.198, SLG: 0.229			X 0-0 ① 6-3	X 0-0 ③ 5-3		S S S 0-3 ③ K			X 0-0 ① 4-3	4	0	0	0	0	1	3
Inning Stats	R: 0 E: 0 K: 0 S: 11 H: 1 LOB: 1 BB: 0 P: 14	R: 0 E: 1 K: 0 S: 7 H: 0 LOB: 1 BB: 0 P: 8	R: 0 E: 0 K: 0 S: 6 H: 1 LOB: 1 BB: 0 P: 9	R: 2 E: 1 K: 0 S: 12 H: 2 LOB: 1 BB: 0 P: 18	R: 0 E: 0 K: 0 S: 7 H: 1 LOB: 0 BB: 0 P: 11	R: 1 E: 1 K: 1 S: 11 H: 1 LOB: 2 BB: 1 P: 21	R: 0 E: 0 K: 0 S: 3 H: 0 LOB: 2 BB: 0 P: 11	R: 0 E: 0 K: 1 S: 5 H: 0 LOB: 0 BB: 0 P: 5	R: 0 E: 0 K: 0 S: 3 H: 0 LOB: 1 BB: 1 P: 7	1B: 3 2B: 3 3B: 0 HR: 0	SF: 0 SAC: 0 DP: 1 HBP: 0						

TOP

Chicago Cubs @ Montreal Expos

Olympic Stadium, Montreal, QB

Wed Sep 28 1988, 7:05 PM EDT

Att. 5,678 - Dome - 70 F

livebaseballscorecards.com

AB	35
R	3
H	6
RBI	2
BB	4
SO	2
LOB	20

PITCHER		IP	WLS	BF	H	R	ER	SO	BB	IBB	HBP	BLK	WP	HR	S	P	ERA	WHIP	PITCHER	IP	WLS	BF	H	R	ER	SO	BB	IBB	HBP	BLK	WP	HR	S	P	ERA	WHIP
John Dopson, R ERA: 3.04	(1, 1)	7.0	L	32	6	3	1	1	2	1	0	0	0	0	57	92	1.29	1.143																	
Andy McGaffigan, R ERA: 2.82	(8, 1)	2.0		7	0	0	0	1	1	0	0	0	0	0	8	12	0.00	0.500																	

Chicago Cubs @ Montreal Expos

Olympic Stadium, Montreal, QB

Wed Sep 28 1988, 7:05 PM EDT

Att. 5,678 - Dome - 70 F

BOTTOM

livebaseballscorecards.com

Batter	1	2	3	4	5	6	7	8	9	AB	R	H	RBI	BB	SO	LOB
Otis Nixon, S (1, 7) OBP: 0.306, SLG: 0.284	4-2 FC6-4 BB		1-0 ① 1-3	0-0 ③ FC4-6 1-2f			0-0 ① FC4-6 1-2f			3	0	0	0	1	0	4
Dave Martinez, L (1, 8) OBP: 0.310, SLG: 0.352	1-0 ① F8		0-2 3B		1-0 ① L8		0-0 ② F5			4	0	1	0	0	0	2
Andres Galarraga, R (1, 3) OBP: 0.354, SLG: 0.539	0-0 ② FC6-4 1B 1-2f 1B		0-3 ② K		1-0 G4-6-3 HBP		0-3 ③ K			3	1	0	0	0	2	3
Hubie Brooks, R (1, 9) OBP: 0.320, SLG: 0.452	0-0 1B 1-3 1B		2-3 ③ K		0-0 ② ③ G4-6-3 1-2f			0-0 ① 5-3		4	0	1	0	0	1	2
Tom O'Malley, L (1, 5) OBP: 0.333, SLG: 0.292	3-1 1-2 3-H 1B			2-2 BB 1B 1B		0-0 ① 4-3		0-0 ② F7		4	0	2	1	0	0	0
Tom Foley, L (1, 4) OBP: 0.322, SLG: 0.379	0-0 ③ L8			1-1 ① F7		0-0 1B		0-0 ③ F7		4	0	1	0	0	0	3
Nelson Santovenia, R (1, 2) OBP: 0.288, SLG: 0.391		1-3 ① K		1-1 BB 1-2 1B		0-3 ② K			0-0 ① F3	4	0	1	0	0	2	1
Luis Rivera, R (1, 6) OBP: 0.269, SLG: 0.314		0-1 ② 4-3		4-1 FC4-6 1-2 2-3 BB		0-0 ③ F5			0-0 ② 6-3	1	0	0	0	1	0	0
Jeff Huson, L (4, PR) OBP: 0.364, SLG: 0.333 (5, 6)										1	0	0	0	0	0	1
Graig Nettles, L (9, PH) OBP: 0.245, SLG: 0.253										1	0	0	0	0	0	0
John Dopson, L (1, 1) OBP: 0.077, SLG: 0.078		0-3 ③ K		0-2 ② F5			0-0 FC4-6 1B		0-0 ③ 4-3	2	0	0	0	0	1	3
Wallace Johnson, S (7, PH) OBP: 0.396, SLG: 0.393										1	0	1	0	0	0	0
Andy McGaffigan, R (8, 1)										0	0	0	0	0	0	0
Tim Wallach, R (9, PH) OBP: 0.303, SLG: 0.394										1	0	0	0	0	0	0
Inning Stats	R: 1 E: 0 K: 0 S: 9 H: 2 LOB: 2 BB: 1 P: 17	R: 0 E: 0 K: 2 S: 9 H: 0 LOB: 0 BB: 0 P: 10	R: 0 E: 0 K: 2 S: 12 H: 1 LOB: 1 BB: 0 P: 15	R: 0 E: 0 K: 0 S: 12 H: 2 LOB: 3 BB: 1 P: 20	R: 0 E: 0 K: 0 S: 2 H: 0 LOB: 0 BB: 0 P: 4	R: 0 E: 0 K: 1 S: 6 H: 1 LOB: 1 BB: 0 P: 6	R: 0 E: 0 K: 1 S: 6 H: 1 LOB: 1 BB: 0 P: 6	R: 0 E: 0 K: 0 S: 3 H: 0 LOB: 0 BB: 0 P: 3	R: 0 E: 0 K: 0 S: 3 H: 0 LOB: 0 BB: 0 P: 3	1B: 6 2B: 0 3B: 1 HR: 0	SF: 0 SAC: 0 DP: 1 HBP: 1					

	AB	33
	R	1
	H	7
	RBI	1
	BB	2
	SO	6
	LOB	19

WP: 0 PB: 0 SB: 0 CS: 0 PA: 36

PITCHER	IP	WLS	BF	H	R	ER	SO	BB	IBB	HBP	BLK	WP	HR	S	P	ERA	WHIP
Greg Maddux, R (1, 1) ERA: 3.18	9.0	W	36	7	1	1	6	2	0	1	0	0	0	62	84	1.00	1.000

PITCHER	IP	WLS	BF	H	R	ER	SO	BB	IBB	HBP	BLK	WP	HR	S	P	ERA	WHIP

Batter	1	2	3	4	5	6	7	8	9	AB	R	H	RBI	BB	SO	LOB
Shawon Dunston, R (1, 6) OBP: 0.271, SLG: 0.357	C X 0-1 3B 3B		X 0-0 ① F8		C B B F H 3-2 S S HBP		B X 1-0 ② 6-3		S B C B C 2-3 ① K	2	1	1	0	0	0	1
Angel Salazar, R (6, 6) OBP: 0.278, SLG: 0.321										1	0	0	0	0	0	0
23 Ryne Sandberg, R (9, PH) OBP: 0.322, SLG: 0.415										1	0	0	0	0	1	0
Mitch Webster, S (1, 9) OBP: 0.338, SLG: 0.349	X 0-0 6-3 3-H 3B		C F X 0-2 ② FC4-6 1-2f		P B B B 4-0 S 1-2 BB		B B F B S X 3-2 ③ F9		X 0-0 ② F8	4	1	1	1	1	0	1
Mark Grace, L (1, 3) OBP: 0.363, SLG: 0.395	B C B X 2-1 ① 6-3 3-H		X 0-0 ③ F9		B C B B X 3-1 ③ F8 1-2 2-3			X 0-0 ① F9	X 0-0 ③ F7	5	0	0	1	0	0	3
Rafael Palmeiro, L (1, 7) OBP: 0.346, SLG: 0.422	C B X 1-1 ② G3			C F F B B X 2-2 ① G3		B C F X 1-2 1B 1B		B B X 2-0 ② G3		4	0	1	0	0	0	0
Vance Law, R (1, 5) OBP: 0.353, SLG: 0.404	F S C 0-3 ③ K			B B B B 4-0 BB		X 0-0 1-2 1B		C X 0-1 HR		3	1	2	1	1	1	0
Damon Berryhill, S (1, 2) OBP: 0.291, SLG: 0.389		B X 1-0 ① G3		X 0-0 ② F8		S F S 0-3 ① K		F B S X 1-2 1B 1B 1B		4	1	1	0	0	1	3
Manny Trillo, R (1, 4) OBP: 0.280, SLG: 0.296		C B S X 1-2 ② F5		B C B C B F F F S 3-3 ③ K		B S F B X 2-2 ② F9		X 0-0 1-3 1B 1B		4	0	1	0	0	1	3
Doug Dascenzo, S (1, 8) OBP: 0.301, SLG: 0.257	C F F B X 1-2 ③ 1-3				B F B X 2-1 ① F7	B X 1-0 ③ G3		C X 0-1 1-2 3-H 1B		3	0	0	0	0	0	2
Andre Dawson, R (8, PH) OBP: 0.344, SLG: 0.501										1	0	1	1	0	0	0
Darrin Jackson, R (8, PR) OBP: 0.275, SLG: 0.448										0	0	0	0	0	0	0
(8, 8)			C B S B X 2-2 FC4-6 1B		C C S 0-3 ② K		M F B X 1-2 ① 6-3	S B S B F B F C 3-3 ③ K								
Mike Bielecki, R (1, 1) OBP: 0.150, SLG: 0.150										0	0	0	0	0	0	0
Dave Meier, R (3, PH) OBP: 0.400, SLG: 0.400										1	0	1	0	0	0	0
Jamie Moyer, L (3, 1) OBP: 0.000, SLG: 0.105										0	0	0	0	0	0	0
Rolando Roomes, R (5, PH) OBP: 0.190, SLG: 0.190										1	0	0	0	0	1	0
Frank DiPino, L (5, 1)										0	0	0	0	0	0	0
Gary Varsho, L (7, PH) OBP: 0.231, SLG: 0.292										1	0	0	0	0	0	0
Scott Sanderson, R (7, 1)										0	0	0	0	0	0	0
Jerry Mumphrey, S (8, PH) OBP: 0.353, SLG: 0.188										1	0	0	0	0	1	2
Drew Hall, L (8, 1)										0	0	0	0	0	0	0
Inning Stats	R: 2 E: 0 K: 1 S: 10 H: 2 LOB: 0 BB: 0 P: 13	R: 0 E: 0 K: 0 S: 8 H: 0 LOB: 0 BB: 0 P: 11	R: 0 E: 0 K: 0 S: 8 H: 1 LOB: 1 BB: 0 P: 10	R: 0 E: 0 K: 1 S: 11 H: 0 LOB: 1 BB: 1 P: 20	R: 0 E: 0 K: 1 S: 10 H: 0 LOB: 2 BB: 1 P: 21	R: 0 E: 0 K: 1 S: 11 H: 2 LOB: 2 BB: 0 P: 15	R: 0 E: 0 K: 0 S: 7 H: 0 LOB: 0 BB: 0 P: 12	R: 2 E: 0 K: 1 S: 15 H: 4 LOB: 2 BB: 0 P: 21	R: 0 E: 0 K: 1 S: 5 H: 0 LOB: 0 BB: 0 P: 7	1B: 6 2B: 0 3B: 2 HR: 1 SF: 0 SAC: 0 DP: 0 HBP: 1						

TOP

Chicago Cubs @ Montreal Expos

Olympic Stadium, Montreal, QB

Thu Sep 29 1988, 7:05 PM EDT

Att. 6,300 - Dome - 70 F

livebaseballscorecards.com

AB	36
R	4
H	9
RBI	4
BB	2
SO	6
LOB	15

WP: 0 PB: 0 SB: 3 CS: 0 PA: 39

PITCHER		IP	WLS	BF	H	R	ER	SO	BB	IBB	HBP	BLK	WP	HR	S	P	ERA	WHIP
Bryn Smith, R ERA: 3.0	(1, 1)	6.0	W	26	5	2	2	4	2	0	1	0	0	0	58	90	3.00	1.167
Jeff Parrett, R ERA: 2.54	(7, 1)	1.0		3	0	0	0	0	0	0	0	0	0	0	7	12	0.00	0.000
Joe Hesketh, L ERA: 2.92	(8, 1)	0.2		4	2	2	2	0	0	0	0	0	0	1	7	10	27.00	3.000
Tim Burke, R ERA: 3.4	(8, 1)	1.1	S	6	2	0	0	2	0	0	0	0	0	0	13	18	0.00	1.500

PITCHER	IP	WLS	BF	H	R	ER	SO	BB	IBB	HBP	BLK	WP	HR	S	P	ERA	WHIP

Batter	1	2	3	4	5	6	7	8	9	AB	R	H	RBI	BB	SO	LOB
Otis Nixon, S (1, 7) OBP: 0.309, SLG: 0.287	F9 S SF9 1B	2-H 1B			F8	5-3				4	1	2	1	0	0	1
Dave Martinez, L (1, 8) OBP: 0.307, SLG: 0.349	F9 1-3	F5			L6		K			4	0	0	0	0	1	2
Andres Galarraga, R (1, 3) OBP: 0.354, SLG: 0.538	SF9 3-H		5-3		2B 1B		F6			3	1	1	1	0	0	0
Hubie Brooks, R (1, 9) OBP: 0.320, SLG: 0.452	F7		F8		1-H 2B		K			4	0	1	1	0	1	0
Tim Wallach, R (1, 5) OBP: 0.303, SLG: 0.392		K	L3		FC4-6 IBB			L6		3	0	0	0	1	1	0
Tom Foley, L (1, 4) OBP: 0.323, SLG: 0.383		HR 2B		PB 1B	FC4-6 1-2f			K		4	1	2	0	0	1	2
Mike Fitzgerald, R (1, 2) OBP: 0.345, SLG: 0.405		2-H HR		K		5-3		F9		4	1	1	2	0	1	1
Jeff Huson, L (1, 6) OBP: 0.361, SLG: 0.333		SH3-4 1B		L6 1-2		F9				3	1	1	0	0	0	1
Bryn Smith, R (1, 1) OBP: 0.140, SLG: 0.127		SH3-4 1-2		6-3		2B				1	0	0	0	0	0	1
Luis Rivera, R (6, PH) OBP: 0.271, SLG: 0.318										1	0	1	0	0	0	0
Johnny Paredes, R (6, PR) OBP: 0.282, SLG: 0.242										0	0	0	0	0	0	0
Jeff Parrett, R (7, 1)										0	0	0	0	0	0	0
Joe Hesketh, R (8, 1)										0	0	0	0	0	0	0
Tim Burke, R (8, 1)										0	0	0	0	0	0	0
Inning Stats	R: 1 E: 0 K: 0 S: 8 H: 1 LOB: 0 BB: 0 P: 10	R: 3 E: 0 K: 1 S: 13 H: 4 LOB: 1 BB: 0 P: 20	R: 0 E: 0 K: 0 S: 6 H: 0 LOB: 0 BB: 0 P: 11	R: 0 E: 0 K: 1 S: 9 H: 1 LOB: 1 BB: 0 P: 16	R: 1 E: 0 K: 0 S: 9 H: 2 LOB: 2 BB: 1 P: 21	R: 0 E: 0 K: 0 S: 11 H: 1 LOB: 1 BB: 0 P: 16	R: 0 E: 0 K: 2 S: 7 H: 0 LOB: 0 BB: 0 P: 10	R: 0 E: 0 K: 1 S: 8 H: 0 LOB: 0 BB: 0 P: 9		1B: 5 2B: 3 3B: 0 HR: 1	SF: 1 SAC: 1 DP: 0 HBP: 0					

PITCHER		IP	WLS	BF	H	R	ER	SO	BB	IBB	HBP	BLK	WP	HR	S	P	ERA	WHIP
Mike Bielecki, R ERA: 3.35	(1, 1)	2.0	L	11	5	4	4	1	0	0	0	0	0	1	21	30	18.00	2.500
Jamie Moyer, L ERA: 3.5	(3, 1)	2.0		7	1	0	0	1	0	0	0	0	0	0	15	27	0.00	0.500
Frank DiPino, L ERA: 4.95	(5, 1)	2.0		10	3	1	1	0	0	1	0	0	0	0	20	37	4.50	1.500
Scott Sanderson, R ERA: 3.68	(7, 1)	1.0		3	0	0	0	2	0	0	0	0	0	0	7	10	0.00	0.000
Drew Hall, L ERA: 7.17	(8, 1)	1.0		3	0	0	0	1	0	0	0	0	0	0	8	9	0.00	0.000

PITCHER	IP	WLS	BF	H	R	ER	SO	BB	IBB	HBP	BLK	WP	HR	S	P	ERA	WHIP

BOTTOM

Chicago Cubs @ Montreal Expos

Olympic Stadium, Montreal, QB

Thu Sep 29 1988, 7:05 PM EDT

Att. 6,300 - Dome - 70 F

livebaseballscorecards.com

AB	31
R	5
H	9
RBI	5
BB	1
SO	5
LOB	8

Batter	1	2	3	4	5	6	7	8	9	AB	R	H	RBI	BB	SO	LOB
Phil Bradley, R (1, 7) OBP: 0.341, SLG: 0.392	B C C F B B B 4-2 G5-4-3 BB		X 0-0 ③ 5-3			B B S C B F X 3-2 ① F8			C B X 1-1 ① 6-3	3	0	0	0	1	0	0
Juan Samuel, R (1, 4) OBP: 0.295, SLG: 0.376	F B X 1-1 ① L4			B C F S 1-3 ① K		C S F F S 0-3 ② K			X 0-0 ② L3	4	0	0	0	0	2	1
Von Hayes, L (1, 8) OBP: 0.354, SLG: 0.405	C F X 0-2 ② ③ G5-4-3 1-2f			X 0-0 ② F9		C X 0-1 ③ 1-3			B B B C C B 4-1 FC6-4 BB	3	0	0	0	1	0	1
Ricky Jordan, R (1, 3) OBP: 0.330, SLG: 0.498		B B X 2-0 ① 5-3		B X 1-0 ③ 1-3			C B X 1-1 ① 4-3		B X 1-0 ③ FC6-4 1-2f	4	0	0	0	0	0	1
Ron Jones, L (1, 9) OBP: 0.306, SLG: 0.573		C B B F X 2-2 ② 5-3			X 0-0 E SH 2B		B F B S X 2-2 ② 1-3			3	1	1	0	0	0	0
Lance Parrish, R (1, 2) OBP: 0.293, SLG: 0.370		B X 1-0 ③ 5-3			S C B B X 2-2 ① 5-3		B C F S 1-3 ③ K			3	0	0	0	0	1	1
Chris James, R (1, 5) OBP: 0.285, SLG: 0.387			B L X 1-1 HR		B B F X 2-1 E5 K SH 2-3			C S X 0-2 ① L9		3	1	1	1	0	0	1
Steve Jeltz, S (1, 6) OBP: 0.295, SLG: 0.237			C C B B B X 3-2 ① F7		X 0-0 SH 1-2 3-H			F S X 0-2 ② 1-3		2	0	0	1	0	0	0
Alex Madrid, R (1, 1) Shane Turner, L (8, PH) OBP: 0.270, SLG: 0.156 Steve Bedrosian, R (8, 1)			C S S 0-3 ② K		M L 2 S SAFE 0-3 ② ③ K 2-3			B B X 2-0 ③ 5-3		2 1 0	0 0 0	0 0 0	0 0 0	0 0 0	2 0 0	2 0 0
Inning Stats	R: 0 H: 0 E: 0 LOB: 0 K: 0 BB: 1 S: 8 P: 13	R: 0 H: 0 E: 0 LOB: 0 K: 0 BB: 0 S: 5 P: 10	R: 1 H: 1 E: 0 LOB: 0 K: 1 BB: 0 S: 9 P: 13	R: 0 H: 0 E: 0 LOB: 0 K: 1 BB: 0 S: 5 P: 7	R: 1 H: 1 E: 1 LOB: 1 K: 1 BB: 0 S: 10 P: 14	R: 0 H: 0 E: 0 LOB: 0 K: 1 BB: 0 S: 11 P: 14	R: 0 H: 0 E: 0 LOB: 0 K: 1 BB: 0 S: 8 P: 12	R: 0 H: 0 E: 0 LOB: 0 K: 0 BB: 0 S: 7 P: 9	R: 0 H: 0 E: 0 LOB: 1 K: 0 BB: 1 S: 5 P: 11	1B: 0 SF: 0 2B: 1 SAC: 1 3B: 0 DP: 1 HR: 1 HBP: 0						WP: 0 PA: 31 PB: 0 SB: 0 CS: 0

TOP

Philadelphia Phillies @ Montreal Expos

Olympic Stadium, Montreal, QB

Fri Sep 30 1988, 7:05 PM EDT

Att. 7,362 - Dome - 70 F

livebaseballscorecards.com

AB	28
R	2
H	2
RBI	2
BB	2
SO	5
LOB	7

PITCHER		IP	WLS	BF	H	R	ER	SO	BB	IBB	HBP	BLK	WP	HR	S	P	ERA	WHIP
Pascual Perez, R ERA: 2.44	(1, 1)	7.0	L	24	2	2	1	5	1	0	0	0	0	1	56	83	1.29	0.429
Andy McGaffigan, R ERA: 2.76	(8, 1)	2.0		7	0	0	0	0	1	0	0	0	0	0	12	20	0.00	0.500

PITCHER	IP	WLS	BF	H	R	ER	SO	BB	IBB	HBP	BLK	WP	HR	S	P	ERA	WHIP

Batter	1	2	3	4	5	6	7	8	9	AB	R	H	RBI	BB	SO	LOB
Otis Nixon, S (1, 7) OBP: 0.305, SLG: 0.284	S C X 0-2 ① L4		X 0-0 ② SF7 3-H		X 0-0 ③ FC4-6 1-2f			B F B S B S 3-3 ① K		3	0	0	1	0	1	2
Wallace Johnson, S (1, 3) OBP: 0.381, SLG: 0.376	F B X 1-1 ② L3		L X 0-1 ③ F2			C B X 1-1 ① F3		S B X 1-1 ② 4-3		4	0	0	0	0	0	0
Dave Martinez, L (1, 8) OBP: 0.309, SLG: 0.348	B C B F X 2-2 ③ 4-3			C C B X 1-2 L6-3 1B		C X 0-1 ② F7		B B F B C F F F F 4-2 B S BB		3	0	1	0	1	0	0
Hubie Brooks, R (1, 9) OBP: 0.318, SLG: 0.449		B B F F X 2-2 ① 6-3		1 SAFE C X 0-1 ① F8		B S B B X 3-1 ③ 5-3		C S S 0-3 ③ K 1-2		4	0	0	0	0	1	2
Tim Wallach, R (1, 5) OBP: 0.301, SLG: 0.389		B B X 2-0 ② F9		C P F B X 2-2 ②③ L6-3 1-2			X 0-0 E5 4-3 F8		S F S 0-3 ① K	4	0	0	0	0	1	1
Nelson Santovenia, R (1, 2) OBP: 0.291, SLG: 0.393		X 0-0 FC6-4 1B			B C B B S B X 3-2 FC3-6 1B		B X 1-0 ① F8 1-2		F F F S 0-3 ② K	4	0	2	0	0	1	1
Rex Hudler, R (1, 4) OBP: 0.299, SLG: 0.410 Tom Foley, L (9, PH) OBP: 0.323, SLG: 0.382		B X 1-0 ③ FC6-4 1-2f			C X 0-1 ① FC3-6 FC6 1-2f		C 2 SAFE F X 0-2 ② 4-3 2-3		S S F B B F X 2-2 ③ F7	3 1	0 0	0 0	0 0	0 0	0 0	3 0
Jeff Huson, L (1, 6) OBP: 0.385, SLG: 0.371			B X 1-0 SH1-4 SF7 2B		C 1 SAFE 1 SAFE X 0-1 ② F9		B B B C B 4-1 BB			2	1	1	0	1	0	1
Pascual Perez, R (1, 1) OBP: 0.103, SLG: 0.037 Graig Nettles, L (7, PH) OBP: 0.243, SLG: 0.250 Andy McGaffigan, R (8, 1)			L L X 0-2 ① SH1-4 2-3		B X 1-0 FC6 FC4-6 1-2		B C B B X 3-1 ③ F8			1 1 0	0 0 0	0 0 0	0 0 0	0 0 0	0 0 0	1 2 0
Inning Stats	R: 0 H: 0 E: 0 LOB: 0 K: 0 BB: 0 S: 8 P: 11	R: 0 H: 1 E: 0 LOB: 1 K: 0 BB: 0 S: 6 P: 11	R: 1 H: 1 E: 0 LOB: 0 K: 0 BB: 0 S: 7 P: 8	R: 0 H: 1 E: 0 LOB: 0 K: 0 BB: 0 S: 9 P: 11	R: 0 H: 1 E: 0 LOB: 2 K: 0 BB: 0 S: 9 P: 13	R: 0 H: 0 E: 0 LOB: 0 K: 0 BB: 0 S: 6 P: 10	R: 0 H: 0 E: 1 LOB: 2 K: 0 BB: 1 S: 8 P: 16	R: 0 H: 0 E: 0 LOB: 1 K: 2 BB: 1 S: 14 P: 22	R: 0 H: 0 E: 0 LOB: 0 K: 2 BB: 0 S: 13 P: 15	1B: 3 SF: 1 2B: 2 SAC: 1 3B: 0 DP: 1 HR: 0 HBP: 0						WP: 0 PA: 34 PB: 0 SB: 1 CS: 0

PITCHER		IP	WLS	BF	H	R	ER	SO	BB	IBB	HBP	BLK	WP	HR	S	P	ERA	WHIP
Alex Madrid, R ERA: 2.76	(1, 1)	7.0	W	27	4	1	1	0	1	0	0	0	0	0	53	80	1.29	0.714
Steve Bedrosian, R ERA: 3.68	(8, 1)	2.0	S	7	0	0	0	4	1	0	0	0	0	0	27	37	0.00	0.500

PITCHER	IP	WLS	BF	H	R	ER	SO	BB	IBB	HBP	BLK	WP	HR	S	P	ERA	WHIP

BOTTOM

Philadelphia Phillies @ Montreal Expos

Olympic Stadium, Montreal, QB

Fri Sep 30 1988, 7:05 PM EDT

Att. 7,362 - Dome - 70 F

livebaseballscorecards.com

AB	30
R	1
H	4
RBI	1
BB	2
SO	4
LOB	13

Philadelphia Phillies @ Montreal Expos

Olympic Stadium, Montreal, QB

Sat Oct 01 1988, 7:05 PM EDT

Att. 9,105 - Dome - 70 F

livebaseballscorecards.com

TOP

Batter	1	2	3	4	5	6	7	8	9	AB	R	H	RBI	BB	SO	LOB
Phil Bradley, R (1, 7) OBP: 0.341, SLG: 0.392	F B F F S 1-3 K		F B S X 1-2 1B		B B B C S C 3-3 K		X 0-0 CS 1B		B C B F B X 3-2 F8	5	0	2	0	0	2	2
Bob Dernier, R (1, 8) OBP: 0.330, SLG: 0.337	B S B C S 2-3 K		C S F F B X 1-2 F4		B X 1-0 F8		1 SAFE 1 SAFE C B X 1-1 6-3 1-2			4	0	0	0	0	1	5
Juan Samuel, R (1, 4) OBP: 0.297, SLG: 0.380	F S F B X 1-2 CS 1B			S B X 1-1 5-3		X 0-0 L8		F X 0-1 2B 3B		4	1	2	0	0	0	0
Ricky Jordan, R (1, 3) OBP: 0.329, SLG: 0.498	B S 1-1 CS 1-2	F F B X 1-2 6-3		B C B B X 3-1 F9		C B F B F X 2-2 4-3		C S X 0-2 4-3 SF8 3-H 2B		4	1	1	1	0	0	0
Chris James, R (1, 5) OBP: 0.285, SLG: 0.391		C B F S 1-3 K		B F X 1-1 F9		C F X 0-2 HR		L L X 0-2 4-3 2-3		4	1	1	1	0	1	1
Ron Jones, L (1, 9) OBP: 0.304, SLG: 0.567		X 0-0 4-3			B B B C F X 3-2 1B 4-3 1B	S B F X 1-2 E6 2B		F C B X 1-2 SF8 3-H		3	2	1	1	0	0	0
John Russell, R (1, 2) OBP: 0.306, SLG: 0.400			X 0-0 5-3		C X 0-1 1B 4-3 1-3 1B	1 SAFE F B F F B F B X 3-2 1-H 2B		B C B F S 2-3 K		4	0	2	1	0	1	0
Jackie Gutierrez, R (1, 6) OBP: 0.259, SLG: 0.299 Steve Jeltz, S (9, 6) OBP: 0.295, SLG: 0.237			F B S S 1-3 K		X 0-0 4-3 1-2 3-H	B X 1-0 4-3			X 0-0 6-3	4 0	0 0	0 0	1 0	0 0	1 0	2 0
Marvin Freeman, R (1, 1) OBP: 0.214, SLG: 0.214 Scott Service, R (3, 1) Tom Barrett, S (5, PH) OBP: 0.311, SLG: 0.226 Greg Harris, S (5, 1) OBP: 0.333, SLG: 0.556 Keith Miller, S (7, PH) OBP: 0.245, SLG: 0.229 Mike Maddux, L (7, 1) OBP: 0.167, SLG: 0.174 Greg Gross, L (9, PH) OBP: 0.286, SLG: 0.202 Steve Bedrosian, R (9, 1)			C X 0-1 1B 1B		B C S B F F F B X 3-2 2-3 1B		C C C 0-3 K		B B C C C F B X 3-2 6-3	1 0 1 0 1 0 1 0	0 0 0 0 0 0 0 0	1 0 1 0 0 0 0 0	0 0 0 0 0 0 0 0	0 0 0 0 0 0 0 0	0 0 0 0 1 0 0 0	0 0 0 0 0 0 0 0
Inning Stats	R: 0 E: 0 K: 2 S: 12 H: 1 LOB: 0 BB: 0 P: 17	R: 0 E: 0 K: 1 S: 7 H: 0 LOB: 0 BB: 0 P: 9	R: 0 E: 0 K: 1 S: 14 H: 2 LOB: 2 BB: 0 P: 17	R: 0 E: 0 K: 0 S: 6 H: 0 LOB: 0 BB: 0 P: 11	R: 1 E: 0 K: 1 S: 16 H: 3 LOB: 2 BB: 0 P: 26	R: 2 E: 1 K: 0 S: 17 H: 2 LOB: 1 BB: 0 P: 24	R: 0 E: 0 K: 1 S: 6 H: 1 LOB: 0 BB: 0 P: 7	R: 2 E: 0 K: 1 S: 14 H: 2 LOB: 0 BB: 0 P: 17	R: 0 E: 0 K: 0 S: 8 H: 0 LOB: 0 BB: 0 P: 14	1B: 7 2B: 2 3B: 1 HR: 1	SF: 1 SAC: 0 DP: 0 HBP: 0		WP: 0 PB: 0 SB: 0 CS: 2		PA: 38		

	AB	36
	R	5
	H	11
	RBI	5
	BB	0
	SO	7
	LOB	10

PITCHER		IP	WLS	BF	H	R	ER	SO	BB	IBB	HBP	BLK	WP	HR	S	P	ERA	WHIP
Randy Johnson, L ERA: 2.42	(1, 1)	6.0		26	8	3	2	5	0	0	0	0	0	1	72	104	3.00	1.333
Jeff Parrett, R ERA: 2.65	(7, 1)	3.0	L	11	3	2	2	2	0	0	0	0	0	0	28	38	6.00	1.000

PITCHER	IP	WLS	BF	H	R	ER	SO	BB	IBB	HBP	BLK	WP	HR	S	P	ERA	WHIP

Batter	1	2	3	4	5	6	7	8	9	AB	R	H	RBI	BB	SO	LOB
Otis Nixon, S (1, 7) OBP: 0.316, SLG: 0.292	L X 0-1 CS 1B		B B B B 4-0 S BLK 1B BB	C B B F X 2-2 CS 1B			B C B B B 4-1 FC4-6 BB		L B B X 2-1 FC3-6 1-2 2-3 1B	3	1	3	0	2	0	0
Tom Foley, L (1, 4) OBP: 0.319, SLG: 0.377 Rex Hudler, R (9, PR) OBP: 0.299, SLG: 0.410	1 SAFE C X 0-1 ① ② 4-3 1-2		1 SAFE F X 0-1 ② F8 1-2	C F B S 1-3 ② ③ K 1-2			B F B 1 SAFE F F X 2-2 ① FC4-6 CS 1B 1-2f		S X 0-1 ① FC3-6 S 1-2f 2-3 3-H	5 0	0 0	0 0	0 0	1 0	0 0	1 0
Dave Martinez, L (1, 8) OBP: 0.312, SLG: 0.351	C F F F X 0-2 1B		B C B B X 3-1 S 1B 2-H 1B		B B B C F S 3-3 ① K		C S X 0-2 1-2 1B		C 1 SAFE B F F S 1-3 ② K 1-2	5	1	3	1	0	2	2
Hubie Brooks, R (1, 9) OBP: 0.318, SLG: 0.448	B F 1 SAFE C F S 1-3 ③ K		1 SAFE B X 1-0 BB PB HBP 1-H 1B		X 0-0 ② 5-3		S B B B F S 3-3 ② ③ K 2-3		B S B S B B 4-2 FC6-4 BB	4	1	1	1	1	2	3
Tom O'Malley, L (1, 5) OBP: 0.323, SLG: 0.259 Tim Wallach, R (9, PH) OBP: 0.300, SLG: 0.389		C B S C 1-3 ① K	C B B B F B 4-2 HBP BB 1-2 BB		B X 1-0 ③ F8			X 0-0 E6 G6-4-3	F X 0-1 ③ FC6-4 1-2f	3 1	0 0	0 0	0 0	1 0	1 0	0 3
Mike Fitzgerald, R (1, 2) OBP: 0.349, SLG: 0.411		C B S C 1-3 ② K	B C B B B 4-1 HBP 1-2 2-3 BB			X 0-0 2B		X 0-0 ① F2		3	0	1	0	1	1	1
Nelson Santovenia, R (1, 3) OBP: 0.294, SLG: 0.392 Andres Galarraga, R (8, 3) OBP: 0.353, SLG: 0.537		B F F B B F B 4-2 S BB	S B H 2-1 1-2 2-3 3-H HBP			C X 0-1 ① 6-3		B X 1-0 ② ③ G6-4-3 1-2f		1 1	0 0	0 0	1 0	1 0	0 0	1 1
Jeff Huson, L (1, 6) OBP: 0.372, SLG: 0.359		B B C F X 2-2 ③ 6-3 1-2	B C X 1-1 ③ F7			B C F B B C 3-3 ② K		B X 1-0 1B 1B FC3-6 1B		4	1	1	0	0	1	5
Randy Johnson, R (1, 1) OBP: 0.111, SLG: 0.111 Graig Nettles, L (6, PH) OBP: 0.240, SLG: 0.247 Jeff Parrett, R (7, 1) Wallace Johnson, S (9, PH) OBP: 0.387, SLG: 0.383			C B F B X 2-2 ① 4-3	C S S 0-3 ① K		C S B B X 2-2 ③ F8		X 0-0 FC3-6 1B 1-2 1B		2 1 0 1	0 0 0 0	0 0 0 1	0 0 0 0	0 0 0 0	1 0 0 0	0 1 0 0
Inning Stats	R: 0 E: 0 K: 1 S: 13 H: 2 LOB: 1 BB: 0 P: 14	R: 0 E: 0 K: 2 S: 12 H: 0 LOB: 1 BB: 1 P: 20	R: 3 E: 0 K: 0 S: 14 H: 2 LOB: 3 BB: 3 P: 35	R: 0 E: 0 K: 2 S: 9 H: 1 LOB: 1 BB: 0 P: 12	R: 0 E: 0 K: 1 S: 6 H: 0 LOB: 0 BB: 0 P: 10	R: 0 E: 0 K: 1 S: 9 H: 1 LOB: 1 BB: 0 P: 14	R: 0 E: 0 K: 1 S: 11 H: 1 LOB: 2 BB: 1 P: 20	R: 0 E: 1 K: 0 S: 3 H: 0 LOB: 0 BB: 0 P: 4	R: 1 E: 0 K: 1 S: 14 H: 3 LOB: 3 BB: 1 P: 22	1B: 9 2B: 3 3B: 0 HR: 0 SF: 0 SAC: 0 DP: 3 HBP: 1						

PITCHER	IP	WLS	BF	H	R	ER	SO	BB	IBB	HBP	BLK	WP	HR	S	P	ERA	WHIP
Marvin Freeman, R (1, 1) ERA: 6.1	2.2		15	4	3	3	3	4	0	0	1	0	0	36	63	10.12	3.000
Scott Service, R (3, 1) ERA: 1.69	1.1		5	1	0	0	2	0	0	1	0	0	0	12	18	0.00	0.750
Greg Harris, R (5, 1) ERA: 2.36	2.0		7	1	0	0	2	0	0	0	0	0	0	15	24	0.00	0.500
Mike Maddux, R (7, 1) ERA: 3.76	2.0	W	7	1	0	0	1	1	0	0	0	0	0	14	24	0.00	1.000
Steve Bedrosian, R (9, 1) ERA: 3.75	1.0	S	7	3	1	1	1	1	0	0	0	0	0	14	22	9.00	4.000

PITCHER	IP	WLS	BF	H	R	ER	SO	BB	IBB	HBP	BLK	WP	HR	S	P	ERA	WHIP

BOTTOM

Philadelphia Phillies @ Montreal Expos

Olympic Stadium, Montreal, QB

Sat Oct 01 1988, 7:05 PM EDT

Att. 9,105 - Dome - 70 F

livebaseballscorecards.com

AB	34
R	4
H	10
RBI	4
BB	6
SO	9
LOB	23

WP: 0 PA: 41
PB: 1
SB: 4
CS: 3

Batter	1	2	3	4	5	6	7	8	9	AB	R	H	RBI	BB	SO	LOB
Greg Gross, L (1, 7) OBP: 0.291, SLG: 0.211	C C B B X 2-2 ① L4		F B F X 1-2 BB 1B		C F B B X 2-2 ②③ G4-6-3 1-2f			B B X 2-0 WP 1B 5-3 1B		4	1	2	0	0	0	2
Juan Samuel, R (1, 4) OBP: 0.298, SLG: 0.380	S X 0-1 ② 6-3		F F B B B B 4-2 1-2 BB			F B B S F F S 2-3 ① K		C X 0-1 WP 1-2 1B		3	0	1	0	1	1	0
Von Hayes, L (1, 8) OBP: 0.355, SLG: 0.409	B C B B X 3-1 1B		X 0-0 ③ 4-3			X 0-0 4-3 2B		B S C B F F X 2-2 ② 5-3 1-2 2-H		4	0	2	1	0	0	3
Ricky Jordan, R (1, 3) OBP: 0.324, SLG: 0.491	B C B B X 3-1 ③ 5-3			C X 0-1 ① 6-3		X 0-0 ② 4-3 2-3		C C S 0-3 ③ K		4	0	0	0	0	1	3
Ron Jones, L (1, 9) OBP: 0.295, SLG: 0.548		X 0-0 ① 3-1		X 0-0 ② F5		C X 0-1 ③ F5			X 0-0 ① L9	4	0	0	0	0	0	1
Chris James, R (1, 5) OBP: 0.283, SLG: 0.389		C X 0-1 ② 4-3		B B X 2-0 ③ F8			X 0-0 ① F5		X 0-0 ② 4-3	4	0	0	0	0	0	0
John Russell, R (1, 2) OBP: 0.302, SLG: 0.388		B C C S 1-3 ③ K			F X 0-1 FC5-6 1B 1B		C S C 0-3 ② K		X 0-0 ③ 4-3	4	0	1	0	0	2	0
Shane Turner, L (1, 6) OBP: 0.275, SLG: 0.171			X 0-0 ① F8		X 0-0 FC5-6 1-2 1B		B X 1-0 ③ F7			3	0	1	0	0	0	0
Don Carman, L (1, 1) OBP: 0.048, SLG: 0.048 Tom Barrett, S (8, PH) OBP: 0.306, SLG: 0.222 Kent Tekulve, R (8, 1)			F X 0-1 ② G3		F X 0-1 ① FC5-6 G4-6-3 1-2 2-3f			C B C T F F X 1-2 ① L3		2 1 0	0 0 0	0 0 0	0 0 0	0 0 0	0 0 0	2 0 0
Inning Stats	R: 0 H: 1 E: 0 LOB: 1 K: 0 BB: 0 S: 9 P: 17	R: 0 H: 0 E: 0 LOB: 0 K: 1 BB: 0 S: 6 P: 7	R: 0 H: 1 E: 0 LOB: 2 K: 0 BB: 1 S: 9 P: 14	R: 0 H: 0 E: 0 LOB: 0 K: 0 BB: 0 S: 4 P: 6	R: 0 H: 2 E: 0 LOB: 1 K: 0 BB: 0 S: 8 P: 10	R: 0 H: 1 E: 0 LOB: 1 K: 1 BB: 0 S: 9 P: 11	R: 0 H: 0 E: 0 LOB: 0 K: 1 BB: 0 S: 5 P: 6	R: 1 H: 2 E: 0 LOB: 1 K: 1 BB: 0 S: 16 P: 21	R: 0 H: 0 E: 0 LOB: 0 K: 0 BB: 0 S: 3 P: 3	1B: 6 SF: 0 2B: 1 SAC: 0 3B: 0 DP: 1 HR: 0 HBP: 0						

TOP

Philadelphia Phillies @ Montreal Expos

Olympic Stadium, Montreal, QB

Sun Oct 02 1988, 3:33 AM EDT

Att. 13,498 - Dome - 70 F

livebaseballscorecards.com

AB	33
R	1
H	7
RBI	1
BB	1
SO	4
LOB	11

WP: 1 PA: 34
PB: 0
SB: 0
CS: 0

PITCHER		IP	WLS	BF	H	R	ER	SO	BB	IBB	HBP	BLK	WP	HR	S	P	ERA	WHIP
Brian Holman, R ERA: 3.23	(1, 1)	7.1	W	29	7	1	1	3	1	0	0	0	0	0	58	82	1.23	1.091
Joe Hesketh, L ERA: 2.85	(8, 1)	1.2	S	5	0	0	0	1	0	0	0	0	1	0	11	13	0.00	0.000

PITCHER	IP	WLS	BF	H	R	ER	SO	BB	IBB	HBP	BLK	WP	HR	S	P	ERA	WHIP

Batter	1	2	3	4	5	6	7	8	9	AB	R	H	RBI	BB	SO	LOB
Otis Nixon, S (1, 8) OBP: 0.312, SLG: 0.288	B X 1-0 ① B3		S X 0-1 ② F8		C B B X 2-1 ③ F8		B B X 2-0 ③ F9			4	0	0	0	0	0	2
Rex Hudler, R (1, 4) OBP: 0.303, SLG: 0.412	B X 1-0 ② F9		B F B B B F X 3-2 ③ F6			B C X 1-1 E S 1B 1B		X 0-0 1-3 S 1B		4	1	2	0	0	0	1
Andres Galarraga, R (1, 3) OBP: 0.352, SLG: 0.540	B B S F B F F F F 3-3 F S ③ K			X 0-0 HR		F B C B F S 2-3 ① K		X 0-0 ① 1-3 1-3		4	1	1	1	0	2	2
Hubie Brooks, R (1, 9) OBP: 0.318, SLG: 0.447 Dave Martinez, L (6, PR) OBP: 0.313, SLG: 0.351 (7, 9)		X 0-0 ① G3		X 0-0 ① F9		C F F B B X 2-2 1-H 3B 1B		4-0 S IBB		3 0	0 1	1 0	1 0	0 1	0 0	0 0
Tim Wallach, R (1, 5) OBP: 0.302, SLG: 0.389		X 0-0 1B		X 0-0 ② 4-3		C B F S 1-3 ② K		4-0 G6-4-3 IBB 1-2		3	0	1	0	1	1	1
Mike Fitzgerald, R (1, 7) OBP: 0.347, SLG: 0.419		X 0-0 ② F9		X 0-0 ③ F9		C B F B B F X 3-2 1-H 3B		X 0-0 ② ③ G6-4-3 1-2f		4	0	1	1	0	0	4
Wilfredo Tejada, R (1, 2) OBP: 0.250, SLG: 0.400		S B F X 1-2 ③ F8			S B S B B F X 3-2 2B	B B F X 2-1 ③ F6				3	0	1	0	0	0	3
Jeff Huson, L (1, 6) OBP: 0.370, SLG: 0.357			X 0-0 SH3-4 1B		X 0-0 ① 1-3		B F F X 1-2 ① F6			3	0	1	0	0	0	1
Brian Holman, R (1, 1) OBP: 0.138, SLG: 0.107 Joe Hesketh, R (8, 1)			L L B X 1-2 ① SH3-4 1-2		B B C S S 2-3 ② K		C B B S F C 2-3 ② K			2 0	0 0	0 0	0 0	0 0	2 0	1 0
Inning Stats	R: 0 H: 0 E: 0 LOB: 0 K: 1 BB: 0 S: 10 P: 15	R: 0 H: 1 E: 0 LOB: 1 K: 0 BB: 0 S: 6 P: 7	R: 0 H: 1 E: 0 LOB: 1 K: 0 BB: 0 S: 9 P: 13	R: 1 H: 1 E: 0 LOB: 0 K: 0 BB: 0 S: 4 P: 4	R: 0 H: 1 E: 0 LOB: 1 K: 1 BB: 0 S: 10 P: 17	R: 2 H: 3 E: 0 LOB: 2 K: 2 BB: 0 S: 19 P: 30	R: 0 H: 0 E: 0 LOB: 0 K: 1 BB: 0 S: 8 P: 13	R: 0 H: 1 E: 0 LOB: 2 K: 0 BB: 2 S: 3 P: 11		1B: 5 SF: 0 2B: 1 SAC: 1 3B: 1 DP: 1 HR: 1 HBP: 0				WP: 0 PA: 33 PB: 0 SB: 3 CS: 0		

PITCHER		IP	WLS	BF	H	R	ER	SO	BB	IBB	HBP	BLK	WP	HR	S	P	ERA	WHIP
Don Carman, L ERA: 4.29	(1, 1)	7.0	L	28	7	3	3	5	0	0	0	0	0	1	66	99	3.86	1.000
Kent Tekulve, R ERA: 3.6	(8, 1)	1.0		5	1	0	0	0	0	2	0	0	0	0	3	11	0.00	1.000

PITCHER	IP	WLS	BF	H	R	ER	SO	BB	IBB	HBP	BLK	WP	HR	S	P	ERA	WHIP

BOTTOM

Philadelphia Phillies @ Montreal Expos

Olympic Stadium, Montreal, QB

Sun Oct 02 1988, 3:33 AM EDT

Att. 13,498 - Dome - 70 F

livebaseballscorecards.com

AB	30
R	3
H	8
RBI	3
BB	2
SO	5
LOB	15