

Montreal Expos - 1988

Batter	1	2	3	4	5	6	7	8	9	AB	R	H	RBI	BB	SO	LOB	TOP								
Lenny Dykstra, L OBP: 0.333, SLG: 0.625	3-3 K		0-0 S 1B			3-3 K		3-2 4-3		4	0	1	0	0	2	0									
Wally Backman, S (1, 4)	1-1 4-3		3-3 K			2-3 K		0-1 4-3		4	0	0	0	0	2	1									
Keith Hernandez, L OBP: 0.222, SLG: 0.250	2-0 G3			1-2 4-3		1-0 2B		2-2 F7		4	0	1	0	0	0	0									
Darryl Strawberry, L OBP: 0.778, SLG: 1.500		1-2 FC6-4 1B		1-0 4-3		1-2 F7		2-1 2B 1B		4	1	2	0	0	0	1									
Kevin McReynolds, R OBP: 0.667, SLG: 1.444		2-2 FC6-4 1-2f		0-1 F7			1-0 G5-4-3 1B		0-0 1B 1-H	4	0	2	1	0	0	1									
Gary Carter, R OBP: 0.222, SLG: 0.125		0-1 FC6-4 1-2f			3-2 F7		0-0 G5-4-3 1-2f		2-2 F7	4	0	0	0	0	0	3									
Howard Johnson, S OBP: 0.250, SLG: 0.143		3-3 K			3-2 F5		2-3 K			3	0	0	0	0	2	1									
Kevin Elster, R OBP: 0.286, SLG: 0.857			0-1 6-3		0-0 2B		1-3 K			3	0	1	0	0	1	0									
Ron Darling, R Lee Mazzilli, S Terry Leach, R	(1, 1) (8, PH) (8, 1)		1-3 K		0-1 1-3		3-3 K			2	0	0	0	0	1	1									
Inning Stats	R: 0 E: 0 K: 1 S: 6	H: 0 LOB: 0 BB: 0 P: 12	R: 0 E: 0 K: 1 S: 12	H: 1 LOB: 1 BB: 0 P: 18	R: 0 E: 0 K: 2 S: 11	H: 1 LOB: 1 BB: 0 P: 15	R: 0 E: 0 K: 0 S: 7	H: 0 LOB: 0 BB: 0 P: 9	R: 0 E: 0 K: 0 S: 9	H: 1 LOB: 1 BB: 0 P: 15	R: 0 E: 0 K: 1 S: 11	H: 1 LOB: 1 BB: 0 P: 18	R: 0 E: 0 K: 1 S: 5	H: 1 LOB: 0 BB: 0 P: 8	R: 0 E: 0 K: 2 S: 11	H: 0 LOB: 0 BB: 0 P: 18	R: 1 E: 0 K: 0 S: 11	H: 2 LOB: 1 BB: 0 P: 17	1B: 4 2B: 3 3B: 0 HR: 0	SF: 0 SAC: 0 DP: 1 HBP: 0	WP: 0 PB: 0 SB: 1 CS: 0	PA: 33			
PITCHER	IP WLS BF H R ER SO BB IBB HBP BLK WP HR S P ERA WHIP	8.2 W 32 7 1 1 9 0 0 0 0 0 0 3 5 1.04 0.808	0.1 1 0 0 0 0 0 0 0 0 0 0 0 0 0 0.00 0.000																						

New York Mets @ Montreal Expos
Olympic Stadium, Montreal, QB
Wed Apr 06 1988, 7:05 PM EDT
Att: 11,112 - Dome - 70 F

AB 33
R 1
H 7
RBI 1
BB 0
SO 9
LOB 8



Batter	1	2	3	4	5	6	7	8	9	AB	R	H	RBI	BB	SO	LOB	BOTTOM	
Tim Raines, S OBP: 0.300, SLG: 0.333	2-1 F8		1-3 K		0-0 1-3			0-0 2B 1B		4	1	1	0	0	1	0		
Mitch Webster, S OBP: 0.889, SLG: 1.500	0-1 2B 1B		3-1 E9 3B		0-0 CS 1B			0-1 1-3 1B 2B		4	3	4	1	0	0	0		
Hubie Brooks, R OBP: 0.333, SLG: 0.778	0-1 1-H 1B 2B		1-3 K		2-1 CS 1-2		3-2 F6		2-1 1-3	4	1	1	1	0	1	1		
Tim Wallach, R OBP: 0.333, SLG: 0.333	0-0 F2		3-2 5-3		1-0 F6			2-0 FC4-6 1B		4	0	1	1	0	0	1		
Andres Galarraga, R OBP: 0.556, SLG: 0.714	0-1 2-H 1B			2-2 4-3		0-0 F8		1-2 FC4-6 1B		4	0	1	1	0	0	1		
Jeff Reed, L OBP: 0.500, SLG: 0.500	2-2 F8			1-1 1B			3-1 G4-6-3 1B 1B		0-0 1-2 1B	4	0	3	0	0	0	1		
Luis Rivera, R OBP: 0.333, SLG: 0.333		2-2 F7		0-1 F3			2-2 G4-6-3 1B		0-0 L5	4	0	1	0	0	0	3		
Casey Candaele, S OBP: 0.200, SLG: 0.400		1-0 F8		1-2 G3			0-1 G4-6-3 1-2f 2-3			3	0	0	0	0	0	3		
Pascual Perez, R Tim Burke, R	(1, 1) (9, 1)		2-3 K		1-0 1-3		1-2 6-3			3	0	0	0	0	1	1		
Inning Stats	R: 2 E: 0 K: 0 S: 12	H: 3 LOB: 1 BB: 0 P: 16	R: 0 E: 0 K: 1 S: 9	H: 0 LOB: 0 BB: 0 P: 14	R: 1 E: 1 K: 2 S: 12	H: 1 LOB: 0 BB: 0 P: 20	R: 0 E: 0 K: 0 S: 11	H: 1 LOB: 1 BB: 0 P: 15	R: 0 E: 0 K: 0 S: 5	H: 0 LOB: 0 BB: 0 P: 9	R: 0 E: 0 K: 0 S: 11	H: 2 LOB: 1 BB: 0 P: 16	R: 2 E: 0 K: 0 S: 12	H: 4 LOB: 2 BB: 0 P: 17	1B: 9 2B: 2 3B: 1 HR: 0	SF: 0 SAC: 0 DP: 1 HBP: 0	WP: 0 PB: 0 SB: 1 CS: 1	PA: 35
PITCHER	IP WLS BF H R ER SO BB IBB HBP BLK WP HR S P ERA WHIP	7.0 L 27 8 3 2 3 0 0 0 0 0 0 12 17 2.57 1.143	1.0 7 4 2 2 0 0 0 0 0 0 0 0 12 17 18.00 4.000															

New York Mets @ Montreal Expos
Olympic Stadium, Montreal, QB
Wed Apr 06 1988, 7:05 PM EDT
Att: 11,112 - Dome - 70 F


AB 34
R 5
H 12
RBI 4
BB 0
SO 3
LOB 11



Batter	1	2	3	4	5	6	7	8	9	AB	R	H	RBI	BB	SO	LOB	TOP								
Dave Martinez, L OBP: 0.476, SLG: 0.650	5-3		1-3		E3		6-3		23 2B	5	2	1	0	0	0	0									
23 Ryne Sandberg, R OBP: 0.286, SLG: 0.389	G3		F8		HR		1B		2B	5	2	3	3	0	0	0									
Andre Dawson, R OBP: 0.400, SLG: 0.632	3B				F2		1B		F2	5	0	3	0	0	0	1									
Leon Durham, L OBP: 0.313, SLG: 0.385	F9				F8		K		K	4	1	0	0	1	2	5									
Rafael Palmeiro, L OBP: 0.421, SLG: 0.588		6-3			FC6-4		F9		1B	5	1	1	1	0	0	4									
Jody Davis, R OBP: 0.467, SLG: 0.583		E			FC5-4		1B		1B	2	0	2	1	3	0	0									
Vance Law, R OBP: 0.316, SLG: 0.421	E5				FC5-4		G3		L4	5	0	1	0	0	0	6									
Shawon Dunston, R OBP: 0.263, SLG: 0.579	G5-4-3						K		F9	5	0	1	1	0	2	5									
Calvin Schiraldi, R Al Nipper, R Jerry Mumphrey, S Drew Hall, L Mike Bielecki, R Manny Trillo, R Frank DiPino, L			F9		6-3		F7		FC6-4	2	0	0	0	0	0	0									
Inning Stats	R: 0 E: 0 K: 0 S: 12	H: 1 LOB: 1 BB: 0 P: 18	R: 0 E: 1 K: 0 S: 11	H: 0 LOB: 1 BB: 1 P: 17	R: 0 E: 0 K: 0 S: 6	H: 0 LOB: 0 BB: 0 P: 9	R: 0 E: 0 K: 0 S: 7	H: 1 LOB: 2 BB: 1 P: 15	R: 2 E: 1 K: 1 S: 8	H: 1 LOB: 0 BB: 0 P: 13	R: 1 E: 0 K: 0 S: 12	H: 2 LOB: 2 BB: 1 P: 22	R: 0 E: 0 K: 0 S: 15	H: 2 LOB: 2 BB: 0 P: 22	R: 0 E: 0 K: 0 S: 4	H: 0 LOB: 1 BB: 1 P: 8	R: 3 E: 0 K: 2 S: 17	H: 5 LOB: 2 BB: 0 P: 27	1B: 8 2B: 2 3B: 1 HR: 1	SF: 0 SAC: 0 DP: 1 HBP: 0	WP: 0 PB: 0 SB: 0 CS: 0	PA: 44			
PITCHER	IP	WLS	BF	H	R	ER	SO	BB	IBB	HBP	BLK	WP	HR	S	P	ERA	WHIP								
Dennis Martinez, R ERA: 5.73	5.0	W	22	3	3	1	1	3	0	0	0	0	1	44	76	1.80	1.200								
Andy McGaffigan, R ERA: 5.68	3.2		20	8	3	3	2	1	0	0	0	0	0	41	65	7.36	2.455								
Tim Burke, R ERA:	0.1		2	1	0	0	1	0	0	0	0	0	0	7	10	0.00	3.000								

Chicago Cubs @ Montreal Expos
Olympic Stadium, Montreal, QB
Sat Apr 09 1988, 7:05 PM EDT
Att: 11,806 - Dome - 70 F


AB	40
R	6
H	12
RBI	6
BB	4
SO	4
LOB	24



Batter	1	2	3	4	5	6	7	8	9	AB	R	H	RBI	BB	SO	LOB	BOTTOM								
Tim Raines, S OBP: 0.320, SLG: 0.435	F8	G4-6-3			FC3-6		1B			4	2	1	1	1	0	4									
Mitch Webster, S OBP: 0.625, SLG: 0.810	P6				HR		1B		1B	4	2	3	2	1	0	0									
Hubie Brooks, R OBP: 0.292, SLG: 0.625	K		6-3		HR		F7			5	1	2	4	0	1	3									
Tim Wallach, R OBP: 0.273, SLG: 0.381		HR	5-3		PB		F3		5-3	4	1	1	1	1	0	2									
Andres Galarraga, R OBP: 0.318, SLG: 0.500		1B	K		5-3		K		K	5	1	1	0	0	3	2									
Jeff Reed, L OBP: 0.538, SLG: 0.400		1B			P4		S		K	2	1	0	0	3	1	0									
Tom Foley, L OBP: 0.111, SLG: 0.111		1-3			G3		K		G3	4	1	1	1	0	1	4									
Casey Candaele, S OBP: 0.353, SLG: 0.231		1B			3-1		4-3		G3	3	0	0	0	1	0	1									
Dennis Martinez, R OBP: 0.750, SLG: 0.667		IBB					K		1B	1	0	1	1	1	0	0									
Andy McGaffigan, R					FC3-6		K		1B	1	1	0	0	1	1	0									
Tim Burke, R									1B	0	0	0	0	0	0	0									
Inning Stats	R: 0 E: 0 K: 1 S: 6	H: 0 LOB: 0 BB: 0 P: 7	R: 2 E: 0 K: 0 S: 12	H: 3 LOB: 2 BB: 2 P: 25	R: 0 E: 0 K: 0 S: 7	H: 0 LOB: 0 BB: 0 P: 11	R: 3 E: 2 K: 1 S: 17	H: 2 LOB: 2 BB: 3 P: 33	R: 2 E: 0 K: 1 S: 15	H: 1 LOB: 1 BB: 2 P: 29	R: 3 E: 0 K: 1 S: 17	H: 3 LOB: 2 BB: 2 P: 32	R: 0 E: 0 K: 2 S: 12	H: 0 LOB: 0 BB: 0 P: 17	R: 0 E: 0 K: 2 S: 12	H: 0 LOB: 0 BB: 0 P: 17	1B: 7 2B: 1 3B: 0 HR: 2	SF: 0 SAC: 0 DP: 1 HBP: 0	WP: 0 PB: 1 SB: 3 CS: 0	PA: 42					
PITCHER	IP	WLS	BF	H	R	ER	SO	BB	IBB	HBP	BLK	WP	HR	S	P	ERA	WHIP								
Calvin Schiraldi, R ERA: 10.38	4.1	L	21	6	5	5	2	2	1	0	0	0	0	9	19	0.00	3.000								
Al Nipper, R ERA:	0.2		4	0	0	0	1	2	0	0	0	0	0	10	22	27.00	3.000								
Drew Hall, L ERA: 18.0	0.2		4	0	2	2	1	2	0	0	0	0	0	10	22	27.00	3.000								
Mike Bielecki, R ERA: 8.1	1.1		10	4	3	3	1	2	0	0	0	0	0	22	39	20.25	4.500								
Frank DiPino, L ERA: 3.86	1.0		3	0	0	0	2	0	0	0	0	0	0	12	17	0.00	0.000								

Chicago Cubs @ Montreal Expos
Olympic Stadium, Montreal, QB
Sat Apr 09 1988, 7:05 PM EDT
Att: 11,806 - Dome - 70 F

AB	33
R	10
H	10
RBI	10
BB	9
SO	7
LOB	16



Batter	1	2	3	4	5	6	7	8	9	10	AB	R	H	RBI	BB	SO	LOB	TOP			
Dave Martinez, L OBP: 0.407, SLG: 0.577	K	F7			6-3		K		3-1	2B	6	0	1	2	0	2	2				
23 Ryne Sandberg, R OBP: 0.296, SLG: 0.478	F3		L5		5-3			HR		6-3	5	1	1	1	1	0	3				
Andre Dawson, R OBP: 0.440, SLG: 0.750	BB 2B 1B		P3			HR		WP 2B 1B	4-3		5	3	3	1	0	0	2				
Leon Durham, L Manny Trillo, R OBP: 0.350, SLG: 0.471	BB 2B 1B		P6			F8		3-2 3-1 1H SH1-3 2B		SH1-4 1B BB	4	2	2	1	0	0	0				
Rafael Palmeiro, L OBP: 0.391, SLG: 0.500	BB 2B			K		1-3		3-1		SH1-4	3	1	0	0	1	1					
Jody Davis, R OBP: 0.474, SLG: 0.625	2B			K			FC6-4 1B	SH1-3		L6	4	0	2	4	0	1	1				
Vance Law, R OBP: 0.292, SLG: 0.375	5-6-3			F3		FC6-4		6-3		BB 2B 1B	5	1	1	1	0	0	2				
Shawon Dunston, R OBP: 0.292, SLG: 0.583		P5			6-3 2B			4-3		5-3	5	1	2	0	0	0	0				
Rick Sutcliffe, L Rich Gossage, R Jerry Mumphy, S Les Lancaster, R		K			G3			6-3		3-1 WP 1B	4	0	1	0	0	1	1				
Inning Stats	R: 3 E: 0 K: 1 S: 16	H: 3 LOB: 1 BB: 1 P: 26	R: 0 E: 0 K: 1 S: 9	H: 0 LOB: 0 BB: 0 P: 13	R: 0 E: 0 K: 2 S: 6	H: 0 LOB: 0 BB: 0 P: 11	R: 0 E: 0 K: 1 S: 7	H: 1 LOB: 1 BB: 0 P: 8	R: 1 E: 0 K: 0 S: 9	H: 2 LOB: 1 BB: 0 P: 12	R: 0 E: 0 K: 1 S: 9	H: 0 LOB: 0 BB: 0 P: 10	R: 3 E: 0 K: 0 S: 12	H: 3 LOB: 0 BB: 0 P: 20	R: 0 E: 0 K: 0 S: 12	H: 1 LOB: 2 BB: 1 P: 19	R: 3 E: 0 K: 0 S: 18	H: 3 LOB: 2 BB: 2 P: 29	1B: 7 2B: 4 3B: 0 HR: 2	SF: 0 SAC: 2 DP: 0 HBP: 0	WP: 2 PA: 47
PITCHER	IP WLS BF H R ER SO BB IBB HBP BLK WP HR S P ERA WHIP	Bryn Smith, R ERA: 6.0	Jeff Parrett, R ERA: 1.59	Tim Burke, R ERA: 10.13	Bob McClure, L ERA: 13.5	Randy St. Claire, R ERA: 7.71															

Chicago Cubs @ Montreal Expos
Olympic Stadium, Montreal, QB
Sun Apr 10 1988, 3:33 AM EDT
Att. 15,704 - Dome - 70 F

AB	41
R	10
H	13
RBI	10
BB	4
SO	5
LOB	12



Batter	1	2	3	4	5	6	7	8	9	10	AB	R	H	RBI	BB	SO	LOB	BOTTOM					
Tim Raines, S OBP: 0.367, SLG: 0.571	5-3 BB 1B		S 1B 1B		F8		5-3		HR		5	3	3	2	0	0	0						
Mitch Webster, S Tim Burke, R Wallace Johnson, S Bob McClure, R Randy St. Claire, R	WP 5-3 BB		K		K		F8		BLK 1B 1B		3	0	0	0	1	2	1						
Hubie Brooks, R OBP: 0.310, SLG: 0.586	5-3		K		4-3			FC5-4 1B	1H 1B		5	0	2	1	0	1	3						
Tim Wallach, R OBP: 0.296, SLG: 0.400	5-3		1B BB		1B SF8 2B			P6	F7		4	1	1	1	1	0	3						
Andres Galaraga, R OBP: 0.333, SLG: 0.486	K2-3		1B		4-3 S 1B			FC5-4 FC6-4		K	5	0	2	1	0	2	2						
Jeff Reed, L OBP: 0.500, SLG: 0.429		SH5-3 1B WP 1B	F9		SF8			FC6-4		1B	4	1	2	1	0	0	3						
Luis Rivera, R OBP: 0.286, SLG: 0.300		WP SH5-3 CS 1B		P7		4-3				K	5	0	1	0	0	1	2						
Casey Candaele, S Tom Foley, L		SH5-3		L1		F9				K	3	0	0	0	0	1	1						
Bryn Smith, R Jeff Parrett, R Herm Winningham, L		K		K		G3			HR 1B		2	0	0	0	0	2	1						
Inning Stats	R: 1 E: 0 K: 1 S: 13	H: 1 LOB: 1 BB: 1 P: 24	R: 1 E: 0 K: 1 S: 7	H: 2 LOB: 0 BB: 1 P: 11	R: 1 E: 0 K: 2 S: 13	H: 2 LOB: 2 BB: 1 P: 21	R: 0 E: 0 K: 1 S: 14	H: 0 LOB: 0 BB: 0 P: 18	R: 0 E: 0 K: 1 S: 7	H: 0 LOB: 0 BB: 0 P: 10	R: 1 E: 0 K: 0 S: 12	H: 2 LOB: 1 BB: 0 P: 20	R: 0 E: 0 K: 0 S: 4	H: 0 LOB: 0 BB: 0 P: 5	R: 0 E: 0 K: 0 S: 10	H: 1 LOB: 1 BB: 0 P: 12	R: 3 E: 0 K: 1 S: 16	H: 4 LOB: 1 BB: 0 P: 22	R: 0 E: 0 K: 2 S: 12	H: 1 LOB: 1 BB: 0 P: 18	1B: 11 2B: 1 3B: 0 HR: 1	SF: 1 SAC: 1 DP: 0 HBP: 0	WP: 2 PA: 44
PITCHER	IP WLS BF H R ER SO BB IBB HBP BLK WP HR S P ERA WHIP	Rich Gossage, R ERA: 9.24	Les Lancaster, R ERA: 4.5																				

Chicago Cubs @ Montreal Expos
Olympic Stadium, Montreal, QB
Sun Apr 10 1988, 3:33 AM EDT
Att. 15,704 - Dome - 70 F

AB	40
R	7
H	13
RBI	6
BB	2
SO	9
LOB	17




Batter	1	2	3	4	5	6	7	8	9	AB	R	H	RBI	BB	SO	LOB	TOP			
Tim Raines, S (1.7) OBP: 0.353, SLG: 0.531										4	0	1	0	0	0	2	<p>Montreal Expos @ New York Mets Shea Stadium, Flushing, NY Tue Apr 12 1988, 3:33 AM EDT Att: 48,719 - Sunny - 65 F</p> <p>livebaseballscores.com</p> <p>AB 30 R 0 H 5 RBI 0 BB 3 SO 4 LOB 18</p>			
Mitch Webster, S (1.8) OBP: 0.553, SLG: 0.667										3	0	1	0	1	2	2				
Hubie Brooks, R (1.9) OBP: 0.273, SLG: 0.515										4	0	0	0	0	1	5				
Tim Wallach, R (1.5) OBP: 0.290, SLG: 0.357										3	0	0	0	1	0	1				
Andres Galarraga, R (1.3) OBP: 0.355, SLG: 0.500										3	0	1	0	1	0	2				
Jeff Reed, L (1.2) OBP: 0.409, SLG: 0.333										4	0	0	0	0	1	3				
Luis Rivera, R (1.6) OBP: 0.240, SLG: 0.250										4	0	0	0	0	0	3				
Casey Candaele, S (1.4) OBP: 0.304, SLG: 0.211										3	0	1	0	0	0	0				
Pascual Perez, R (1.1) Bob McClure, R (7.1) Andy McGaffigan, R (7.1) Herm Wittingham, L (8, PH) Jeff Parrett, R (8.1)										1	0	0	0	0	0	0				
Inning Stats	R: 0 E: 0 K: 1 S: 7	H: 1 LOB: 0 BB: 0 P: 8	R: 0 E: 0 K: 0 S: 5	H: 1 LOB: 1 BB: 0 P: 11	R: 0 E: 0 K: 0 S: 8	H: 2 LOB: 2 BB: 0 P: 13	R: 0 E: 0 K: 1 S: 7	H: 0 LOB: 1 BB: 1 P: 12	R: 0 E: 0 K: 0 S: 8	H: 0 LOB: 0 BB: 0 P: 8	R: 0 E: 0 K: 1 S: 5	H: 0 LOB: 0 BB: 0 P: 8	R: 0 E: 0 K: 0 S: 8	H: 1 LOB: 1 BB: 0 P: 14	R: 0 E: 0 K: 0 S: 8	H: 0 LOB: 1 BB: 1 P: 15		1B: 4 2B: 1 3B: 0 HR: 0	SF: 0 SAC: 1 DP: 1 HBP: 0	WP: 0 PB: 0 CS: 0
PITCHER Ron Darling, R (1.1) ERA: 1.13	IP: 9.0 WLS: W BF: 34 H: 5 R: 0 ER: 0 SO: 4 BB: 3 IBB: 0 HBP: 0 BLK: 0 WP: 0 HR: 0 S: 63 P: 101 ERA: 0.00 WHIP: 0.889															PITCHER				

Batter	1	2	3	4	5	6	7	8	9	AB	R	H	RBI	BB	SO	LOB	BOTTOM	
Lenny Dykstra, L (1.8) OBP: 0.261, SLG: 0.500										4	0	1	0	0	1	3	<p>Montreal Expos @ New York Mets Shea Stadium, Flushing, NY Tue Apr 12 1988, 3:33 AM EDT Att: 48,719 - Sunny - 65 F</p> <p>livebaseballscores.com</p> <p>AB 28 R 3 H 8 RBI 3 BB 4 SO 5 LOB 16</p>	
Wally Backman, S (1.4) Tim Teufel, R (4, PH) (5.4)										1	0	0	0	0	0	0		
Keith Hernandez, L (1.3) OBP: 0.258, SLG: 0.276										4	0	1	0	0	1	4		
Darryl Strawberry, L (1.9) OBP: 0.452, SLG: 0.821										3	1	1	1	1	0	2		
Kevin McReynolds, R (1.7) OBP: 0.692, SLG: 1.231										4	1	3	0	0	0	2		
Gary Carter, R (1.2) OBP: 0.500, SLG: 0.800										3	1	0	0	1	0	3		
Howard Johnson, S (1.5) OBP: 0.310, SLG: 0.208										3	0	1	2	1	2	0		
Kevin Elster, R (1.6) OBP: 0.192, SLG: 0.320										4	0	1	0	0	1	1		
Ron Darling, R (1.1)										2	0	0	0	0	0	1		
Inning Stats	R: 0 E: 0 K: 0 S: 5	H: 0 LOB: 0 BB: 0 P: 7	R: 3 E: 0 K: 0 S: 16	H: 3 LOB: 1 BB: 1 P: 31	R: 0 E: 0 K: 0 S: 10	H: 1 LOB: 2 BB: 1 P: 21	R: 0 E: 0 K: 2 S: 14	H: 1 LOB: 3 BB: 2 P: 26	R: 0 E: 0 K: 0 S: 4	H: 0 LOB: 0 BB: 0 P: 6	R: 0 E: 0 K: 0 S: 9	H: 2 LOB: 2 BB: 0 P: 13	R: 0 E: 0 K: 1 S: 6	H: 0 LOB: 0 BB: 0 P: 11	1B: 7 2B: 1 3B: 0 HR: 1	SF: 0 SAC: 2 DP: 2 HBP: 1		WP: 1 PB: 0 SB: 1 CS: 0
PITCHER Pascual Perez, R (1.1) ERA: 2.4 Bob McClure, L (7.1) ERA: 9.0 Andy McGaffigan, R (7.1) ERA: 5.4 Jeff Parrett, R (8.1) ERA: 1.35	IP: 6.1 WLS: L BF: 29 H: 7 R: 3 ER: 3 SO: 4 BB: 4 IBB: 1 HBP: 1 BLK: 2 WP: 1 HR: 1 S: 59 P: 106 ERA: 4.26 WHIP: 1.737															PITCHER		

Batter	1	2	3	4	5	6	7	8	9	AB	R	H	RBI	BB	SO	LOB	TOP		
Tim Raines, S OBP: 0.316, SLG: 0.472 (1,7)	F7		F6			6-3		FC1-2		4	0	0	0	0	0	3			
Mitch Webster, S OBP: 0.500, SLG: 0.581 (1,8)	F9			F3			6-3		K	4	0	0	0	0	1	0			
Hubie Brooks, R OBP: 0.243, SLG: 0.459 (1,9)	6-3			6-3			K		L7	4	0	0	0	0	1	0			
Tim Wallach, R OBP: 0.257, SLG: 0.313 (1,5)		6-3		F9			L6		F7	4	0	0	0	0	0	0			
Andres Galarraga, R OBP: 0.353, SLG: 0.516 (1,3)					2-3			F8		3	0	1	0	0	0	0			
Mike Fitzgerald, R OBP: 0.500, SLG: 0.250 (1,2)					L9			FC1-2	1B	3	0	1	0	0	1	1			
Luis Rivera, R OBP: 0.214, SLG: 0.222 (1,6)								E1		3	0	0	0	0	2	2			
Casey Candaele, S OBP: 0.280, SLG: 0.190 (8, PH)				5-3						2	0	0	0	0	0	0			
Dave Engle, R OBP: 0.100, SLG: 0.100 (8, 4)							3-1			1	0	0	0	0	0	2			
Dennis Martinez, R OBP: 0.500, SLG: 0.400 (1,1)										0	0	0	0	0	0	0			
Wallace Johnson, S OBP: 0.500, SLG: 0.333 (8, PH)				6-3			F2			0	0	0	0	1	0	0			
Andy McGaffigan, R OBP: 0.100, SLG: 0.100 (8, 1)									BB	0	0	0	0	0	0	0			
Inning Stats	R: 0 H: 0 E: 0 K: 0 S: 7	H: 0 LOB: 0 BB: 0 P: 9	R: 0 H: 1 E: 0 K: 2 S: 11	LOB: 1 BB: 0 P: 14	R: 0 H: 0 E: 0 K: 0 S: 8	H: 0 LOB: 0 BB: 0 P: 10	R: 0 H: 0 E: 0 K: 1 S: 6	H: 0 LOB: 0 BB: 0 P: 8	R: 0 H: 0 E: 0 K: 0 S: 4	H: 0 LOB: 0 BB: 0 P: 5	R: 0 H: 0 E: 0 K: 1 S: 10	H: 0 LOB: 0 BB: 0 P: 15	R: 0 H: 1 E: 1 K: 0 S: 12	H: 3 LOB: 3 BB: 0 P: 21	R: 0 H: 0 E: 0 K: 1 S: 6	H: 0 LOB: 0 BB: 0 P: 12	1B: 1 2B: 1 3B: 0 HR: 0	SF: 0 SAC: 0 DP: 0 HBP: 0	WP: 0 PA: 31 CS: 0
PITCHER Bob Ojeda, L ERA: 1.69 (1,1)	IP: 9.0 WLS: W BF: 31 H: 2 R: 0 ER: 0 SO: 5 BB: 1 IBB: 0 HBP: 0 BLK: 0 WP: 0 HR: 0 S: 74 P: 109 ERA: 0.00 WHIP: 0.333															PITCHER IP: WLS: BF: H: R: ER: SO: BB: IBB: HBP: BLK: WP: HR: S: P: ERA: WHIP:			

Montreal Expos @ New York Mets
Shea Stadium, Flushing, NY
Thu Apr 14 1988, 3:33 AM EDT
Att. 19,612 - Sunny - 63 F


AB 30
R 0
H 2
RBI 0
BB 1
SO 5
LOB 8



Batter	1	2	3	4	5	6	7	8	9	AB	R	H	RBI	BB	SO	LOB	BOTTOM		
Lenny Dykstra, L OBP: 0.296, SLG: 0.615 (1,8)	F6		4-3 BLK 1B			HR		K		4	1	2	1	0	1	0			
Tim Lincecum, R OBP: 0.333, SLG: 0.190 (1,4)	5-3		4-3			F9				3	0	0	0	1	0	1			
Dave Magadan, L OBP: 0.100, SLG: 0.100 (1,3)	BB		1-3			F7		L7		3	0	0	0	1	0	2			
Darryl Strawberry, L OBP: 0.471, SLG: 0.793 (1,9)	BB			L7						1	0	0	0	2	0	0			
Kevin Reynolds, R OBP: 0.563, SLG: 1.000 (1,7)	F7			5-3		L8				3	0	0	0	0	3				
Gary Carter, R OBP: 0.455, SLG: 0.696 (1,2)		6-3		F4			4-3			3	0	0	0	0	0	0			
Howard Johnson, S OBP: 0.281, SLG: 0.185 (1,5)								F9		3	0	0	0	0	1	0			
Kevin Elster, R OBP: 0.172, SLG: 0.286 (1,6)					F4			1-3		3	0	0	0	0	0	0			
Bob Ojeda, L OBP: 0.333, SLG: 0.333 (1,1)								6-3		3	0	0	0	0	1	0			
Inning Stats	R: 0 H: 0 E: 0 K: 0 S: 16	H: 0 LOB: 2 BB: 2 P: 31	R: 0 H: 0 E: 0 K: 0 S: 4	H: 0 LOB: 0 BB: 0 P: 5	R: 0 H: 1 E: 0 K: 1 S: 8	H: 1 LOB: 1 BB: 0 P: 9	R: 0 H: 0 E: 0 K: 0 S: 7	H: 0 LOB: 0 BB: 0 P: 10	R: 1 H: 1 E: 0 K: 0 S: 9	H: 1 LOB: 1 BB: 1 P: 19	R: 0 H: 0 E: 0 K: 0 S: 8	H: 0 LOB: 0 BB: 0 P: 12	R: 0 H: 0 E: 0 K: 1 S: 13	H: 0 LOB: 1 BB: 1 P: 19	R: 0 H: 0 E: 0 K: 1 S: 6	H: 0 LOB: 0 BB: 0 P: 12	1B: 1 2B: 0 3B: 0 HR: 1	SF: 0 SAC: 0 DP: 0 HBP: 0	WP: 0 PA: 30 CS: 0
PITCHER Dennis Martinez, R ERA: 4.0 (8,1) Andy McGaffigan, R ERA: 4.7 (8,1)	IP: 7.0 WLS: L BF: 26 H: 2 R: 1 ER: 1 SO: 2 BB: 3 IBB: 0 HBP: 0 BLK: 1 WP: 0 HR: 1 S: 58 P: 96 ERA: 1.29 WHIP: 0.714															PITCHER IP: WLS: BF: H: R: ER: SO: BB: IBB: HBP: BLK: WP: HR: S: P: ERA: WHIP:			

Montreal Expos @ New York Mets
Shea Stadium, Flushing, NY
Thu Apr 14 1988, 3:33 AM EDT
Att. 19,612 - Sunny - 63 F

AB 26
R 1
H 2
RBI 1
BB 4
SO 3
LOB 6




Batter	1	2	3	4	5	6	7	8	9	10	AB	R	H	RBI	BB	SO	LOB	TOP	
Juan Samuel, R OBP: 0.292, SLG: 0.356 (1, 4)	5-3		4-3			L4		G3			4	0	0	0	0	0	0		
Milt Thompson, L OBP: 0.442, SLG: 0.405 (1, 8)	6-3		G3			K		K			4	0	0	0	0	2	0		
Phil Bradley, R OBP: 0.341, SLG: 0.297 (1, 7)	1B			K		5-3			G6-4-3 1B		4	0	2	0	0	1	0		
Mike Schmidt, R OBP: 0.289, SLG: 0.425 (1, 5)	F9			K				6-3	G6-4-3 1B		4	0	0	0	0	1	2		
Lance Parrish, R OBP: 0.405, SLG: 0.643 (1, 2)	HR			F3				1B BB	5-3		3	1	1	1	1	0	0		
Greg Gross, L OBP: 0.231, SLG: 0.167 (10, 9)	6-3				4-3			FC6-5 1B	1-5-3		4	0	1	0	0	0	0		
Chris James, R OBP: 0.243, SLG: 0.229 Kent Tekulve, R (10, 1)	K				5-3			F7	F2		4	0	0	0	0	1	2		
Luis Aguayo, R OBP: 0.286, SLG: 0.429 Steve Jeltz, S OBP: 0.333, SLG: 0.346 (8, 6)	5-3					FC6-5			6-3		3	0	1	0	0	0	2		
Kevin Gross, R OBP: 0.167, SLG: 0.167 Von Hayes, L OBP: 0.385, SLG: 0.382 (10, 3)	1-4-3				K			G3			3	0	0	0	0	1	1		
											0	0	0	0	0	0	0		
Inning Stats	R: 0 E: 0 K: 1 S: 14	H: 1 LOB: 1 BB: 0 P: 19	R: 1 E: 0 K: 1 S: 11	H: 1 LOB: 0 BB: 0 P: 15	R: 0 E: 0 K: 0 S: 9	H: 0 LOB: 0 BB: 0 P: 14	R: 0 E: 0 K: 2 S: 9	H: 0 LOB: 0 BB: 0 P: 11	R: 0 E: 0 K: 1 S: 12	H: 1 LOB: 2 BB: 1 P: 20	R: 0 E: 0 K: 1 S: 5	H: 0 LOB: 0 BB: 0 P: 7	R: 0 E: 0 K: 0 S: 5	H: 1 LOB: 0 BB: 0 P: 5	R: 0 E: 0 K: 0 S: 6	H: 0 LOB: 0 BB: 0 P: 9	1B: 3 2B: 1 3B: 0 HR: 1	SF: 0 SAC: 0 DP: 1 HBP: 0	WP: 0 PA: 35
PITCHER	IP 7.0	WLS 26	H 4	R 1	ER 1	SO 5	BB 1	IBB 0	HBP 0	BLK 0	WP 0	HR 1	S 72	P 105	ERA 1.29	WHIP 0.714			
Bryn Smith, R ERA: 3.46 Jeff Parrett, R ERA: 1.17 Tim Burke, R ERA: 4.76	(1, 1)	(8, 1)	(9, 1)																

Philadelphia Phillies @ Montreal Expos
Olympic Stadium, Montreal, QB
Sat. Apr 16 1988, 7:05 PM EDT
Att. 13,664 - Dome - 62 F

livebaseballscorecards.com

AB 34
R 1
H 5
RBI 1
BB 1
SO 6
LOB 7




Batter	1	2	3	4	5	6	7	8	9	10	AB	R	H	RBI	BB	SO	LOB	BOTTOM	
Tim Raines, S OBP: 0.326, SLG: 0.452 (1, 7)	K		1B			S BB		F8			3	0	1	0	1	1	0		
Mitch Webster, S OBP: 0.455, SLG: 0.500 (1, 9)	F7		K			G4-3 BB					3	0	0	0	1	2	1		
Herm Winningham, L OBP: 0.444, SLG: 0.444 (1, 8)	5-3			CS 1B		G4-3					4	0	1	0	0	1	2		
Tim Wallach, R OBP: 0.233, SLG: 0.300 (1, 5)		K		F2			L4				4	0	0	0	0	2	1		
Andres Galaraga, R OBP: 0.333, SLG: 0.447 (1, 3)	E5 BB			6-3			6-3				4	1	1	0	0	0	0		
Jeff Reed, L OBP: 0.423, SLG: 0.333 (1, 2)	G4-6-3 BB				K		F8				3	0	1	0	1	1	0		
Luis Rivera, R OBP: 0.222, SLG: 0.314 (1, 6)	G4-6-3				4-3			F6			4	0	0	0	0	0	4		
Casey Candaele, S OBP: 0.258, SLG: 0.185 Tom Foley, L OBP: 0.167, SLG: 0.167 (8, PH) (9, 4)			K		L9			G3			2	0	0	0	0	1	0		
Bryn Smith, R Jeff Parrett, R Graig Nettles, L Tim Burke, R (1, 1) (8, 1) (8, PH) (9, 1)			K		4-3			HR			2	0	0	0	0	1	0		
											0	0	0	0	0	0	0		
											1	1	1	1	0	0	0		
											0	0	0	0	0	0	0		
Inning Stats	R: 0 E: 0 K: 1 S: 8	H: 0 LOB: 0 BB: 0 P: 12	R: 0 E: 1 K: 1 S: 9	H: 0 LOB: 1 BB: 1 P: 16	R: 0 E: 0 K: 0 S: 11	H: 1 LOB: 1 BB: 0 P: 19	R: 0 E: 0 K: 0 S: 9	H: 1 LOB: 0 BB: 0 P: 15	R: 0 E: 0 K: 1 S: 8	H: 0 LOB: 0 BB: 2 P: 13	R: 0 E: 0 K: 0 S: 7	H: 0 LOB: 0 BB: 0 P: 16	R: 0 E: 0 K: 0 S: 5	H: 0 LOB: 0 BB: 0 P: 9	R: 1 E: 0 K: 3 S: 12	H: 3 LOB: 2 BB: 0 P: 19	1B: 4 2B: 1 3B: 0 HR: 1	SF: 0 SAC: 0 DP: 2 HBP: 0	WP: 0 PA: 35
PITCHER	IP 9.0	WLS 31	H 3	R 1	ER 1	SO 9	BB 3	IBB 0	HBP 0	BLK 0	WP 0	HR 1	S 76	P 132	ERA 1.00	WHIP 0.667			
Kevin Gross, R ERA: 1.23 Kent Tekulve, R ERA: 4.15	(1, 1)	(10, 1)																	

Philadelphia Phillies @ Montreal Expos
Olympic Stadium, Montreal, QB
Sat. Apr 16 1988, 7:05 PM EDT
Att. 13,664 - Dome - 62 F

livebaseballscorecards.com

AB 32
R 2
H 6
RBI 2
BB 3
SO 9
LOB 8



Batter	1	2	3	4	5	6	7	8	9	AB	R	H	RBI	BB	SO	LOB	TOP					
Tim Raines, S (1, 7) OBP: 0.361, SLG: 0.404			1-3																			
Mitch Webster, S (1, 8) OBP: 0.418, SLG: 0.444																						
Hubie Brooks, R (1, 9) OBP: 0.260, SLG: 0.480																						
Tim Wallach, R (1, 5) OBP: 0.246, SLG: 0.352																						
Andres Galarraga, R (1, 3) OBP: 0.393, SLG: 0.642																						
Jeff Reed, L (1, 2) OBP: 0.457, SLG: 0.346																						
Tom Foley, L (1, 6) OBP: 0.188, SLG: 0.188																						
Tim Burke, R (8, 1)																						
Casey Candaele, S (1, 4) OBP: 0.295, SLG: 0.282																						
Floyd Youmans, R (1, 1)																						
Andy McGaffigan, R (6, 1)																						
Graig Nettles, L (7, PH) OBP: 0.500, SLG: 2.000																						
Jeff Parrett, R (7, 1)																						
Luis Rivera, R (8, 6) OBP: 0.281, SLG: 0.341																						
Inning Stats	R: 0 E: 0 K: 2 S: 9	H: 0 LOB: 0 BB: 0 P: 14	R: 0 E: 0 K: 0 S: 10	H: 1 LOB: 1 BB: 0 P: 17	R: 0 E: 0 K: 1 S: 6	H: 0 LOB: 0 BB: 0 P: 9	R: 0 E: 0 K: 1 S: 12	H: 2 LOB: 3 BB: 1 P: 20	R: 0 E: 0 K: 1 S: 8	H: 1 LOB: 1 BB: 0 P: 12	R: 1 E: 0 K: 0 S: 6	H: 1 LOB: 0 BB: 0 P: 12	R: 0 E: 0 K: 1 S: 7	H: 1 LOB: 3 BB: 2 P: 16	R: 1 E: 0 K: 0 S: 16	H: 2 LOB: 1 BB: 1 P: 27	R: 3 E: 0 K: 0 S: 11	H: 3 LOB: 1 BB: 1 P: 24	1B: 8 2B: 1 3B: 0 HR: 2	SF: 0 SAC: 0 DP: 1 HBP: 0	WP: 0 PB: 0 SB: 1 CS: 0	PA: 42
PITCHER	IP WLS BF H R ER SO BB IBB HBP BLK WP HR S P ERA WHIP																					
Rick Sutcliffe, R (1, 1) ERA: 4.55	8.0 L 35 8 2 2 6 3 1 0 0 0 1 74 127 2.25 1.375																					
Les Lancaster, R (9, 1) ERA: 6.75	1.0 7 3 3 3 0 1 0 0 0 0 1 11 24 27.00 4.000																					

Montreal Expos @ Chicago Cubs
Wrigley Field, Chicago, IL
Wed Apr 20 1988, 3:33 AM CDT
Att: 5,699 - Cloudy - 51 F

AB	37
R	5
H	11
RBI	5
BB	5
SO	6
LOB	17



Batter	1	2	3	4	5	6	7	8	9	AB	R	H	RBI	BB	SO	LOB	BOTTOM					
Dave Martinez, L (1, 8) OBP: 0.344, SLG: 0.464			G3																			
23 Ryne Sandberg, R (1, 4) OBP: 0.279, SLG: 0.446			L1																			
Andre Dawson, R (1, 9) OBP: 0.368, SLG: 0.618																						
Leon Durham, L (1, 3) OBP: 0.333, SLG: 0.605																						
Rafael Palmeiro, L (1, 7) OBP: 0.346, SLG: 0.467																						
Jody Davis, R (1, 2) OBP: 0.317, SLG: 0.314																						
Vance Law, R (1, 5) OBP: 0.333, SLG: 0.472																						
Shawon Dunston, R (1, 6) OBP: 0.296, SLG: 0.528																						
Rick Sutcliffe, L (1, 1) OBP: 0.273, SLG: 0.200																						
Jerry Mumphrey, S (8, PH) OBP: 0.333, SLG: 0.273																						
Les Lancaster, R (9, 1) ERA: 3.52																						
Inning Stats	R: 0 E: 0 K: 2 S: 11	H: 0 LOB: 0 BB: 0 P: 18	R: 1 E: 0 K: 2 S: 18	H: 1 LOB: 1 BB: 1 P: 29	R: 0 E: 0 K: 0 S: 7	H: 0 LOB: 0 BB: 0 P: 10	R: 0 E: 0 K: 1 S: 14	H: 1 LOB: 1 BB: 0 P: 22	R: 0 E: 0 K: 0 S: 11	H: 0 LOB: 0 BB: 1 P: 19	R: 0 E: 0 K: 0 S: 14	H: 1 LOB: 2 BB: 1 P: 22	R: 0 E: 0 K: 1 S: 9	H: 0 LOB: 0 BB: 0 P: 12	R: 0 E: 0 K: 0 S: 11	H: 1 LOB: 1 BB: 0 P: 19	R: 0 E: 0 K: 1 S: 10	H: 0 LOB: 0 BB: 0 P: 13	1B: 2 2B: 1 3B: 1 HR: 0	SF: 0 SAC: 0 DP: 0 HBP: 0	WP: 0 PB: 0 SB: 3 CS: 1	PA: 33
PITCHER	IP WLS BF H R ER SO BB IBB HBP BLK WP HR S P ERA WHIP																					
Floyd Youmans, R (1, 1) ERA: 5.74	5.1 21 3 1 1 5 3 0 0 0 0 0 70 113 1.69 1.125																					
Andy McGaffigan, R (6, 1) ERA: 3.46	0.2 2 0 0 0 0 0 0 0 0 0 0 5 7 0.00 0.000																					
Jeff Parrett, R (7, 1) ERA: 1.04	1.0 W 3 0 0 0 1 0 0 0 0 0 0 9 12 0.00 0.000																					
Tim Burke, R (8, 1) ERA: 3.52	2.0 S 7 1 0 0 1 0 0 0 0 0 0 21 32 0.00 0.500																					

Montreal Expos @ Chicago Cubs
Wrigley Field, Chicago, IL
Wed Apr 20 1988, 3:33 AM CDT
Att: 5,699 - Cloudy - 51 F

AB	30
R	1
H	4
RBI	1
BB	3
SO	7
LOB	10



Batter	1	2	3	4	5	6	7	8	9	AB	R	H	RBI	BB	SO	LOB	TOP	
Tim Raines, S OBP: 0.354, SLG: 0.446 (1, 7)	4-3	HR			K2-3		F9			4	1	1	1	0	1	1	Montreal Expos @ Chicago Cubs Wrigley Field, Chicago, IL Thu Apr 21 1988, 3:33 AM CDT Att: 6,625 - Cloudy - 41 F	
Herm Winningham, L OBP: 0.529, SLG: 0.429 (1, 8)	1B	6-3			G6-4-3			4-3		2	1	0	0	2	0	0		
Hubie Brooks, R OBP: 0.278, SLG: 0.481 (1, 9)	FC4-6	1B			G6-4-3			F3		4	0	2	0	0	0	1		
Tim Wallach, R OBP: 0.262, SLG: 0.362 (1, 5)	FC4-6	1B			F4			F8		4	0	2	1	0	0	1		
Andres Galarraga, R OBP: 0.400, SLG: 0.625 (1, 3)	FC4-6	BB			G5-4-3			G6-3		3	0	1	0	0	1	3		
Jeff Reed, L OBP: 0.462, SLG: 0.345 (1, 2)	FC6-4	BB			G5-4-3			G6-3		3	0	1	0	1	0	3		
Luis Rivera, R OBP: 0.240, SLG: 0.313 (1, 6)	FC6-4				L6			G6-3		4	0	0	0	0	1	5		
Tom Foley, L OBP: 0.200, SLG: 0.200 (1, 4)		4-3			G1			F7		4	0	1	0	0	0	1		
Bryn Smith, R OBP: 0.411, SLG: 0.435 (7, Ph)		1-6-3			K			F8		2	0	0	0	0	1	0		
Mitch Webster, S OBP: 0.411, SLG: 0.435 (7, 1)					K					1	0	0	0	0	0	1		
Randy St. Claire, R (7, 1)										0	0	0	0	0	0	0		
Inning Stats	R: 1 E: 0 K: 0 S: 15	H: 2 LOB: 3 BB: 2 P: 28	R: 1 E: 0 K: 0 S: 6	H: 1 LOB: 0 BB: 0 P: 9	R: 0 E: 0 K: 0 S: 6	H: 2 LOB: 1 BB: 0 P: 10	R: 0 E: 0 K: 1 S: 7	H: 0 LOB: 0 BB: 0 P: 9	R: 0 E: 0 K: 1 S: 10	H: 1 LOB: 0 BB: 0 P: 14	R: 0 E: 0 K: 1 S: 10	H: 0 LOB: 0 BB: 0 P: 12	R: 0 E: 0 K: 0 S: 7	H: 1 LOB: 1 BB: 0 P: 15	1B: 7 2B: 0 3B: 0 HR: 1	SF: 0 SAC: 0 DP: 4 HBP: 1	WP: 0 PB: 0 SB: 0 CS: 0	PA: 35
PITCHER Greg Maddux, R ERA: 1.91 (1, 1)	IP: 9.0 WLS: W BF: 35 H: 8 R: 2 ER: 2 SO: 4 BB: 3 IBB: 0 HBP: 1 BLK: 0 WP: 0 HR: 1 S: 75 P: 124 ERA: 2.00 WHIP: 1.222																	

Batter	1	2	3	4	5	6	7	8	9	AB	R	H	RBI	BB	SO	LOB	BOTTOM
Dave Martinez, L OBP: 0.338, SLG: 0.450 (1, 8)	5-3		1B		G3		3-1			4	0	1	0	0	0	0	Montreal Expos @ Chicago Cubs Wrigley Field, Chicago, IL Thu Apr 21 1988, 3:33 AM CDT Att: 6,625 - Cloudy - 41 F
23 Ryne Sandberg, R OBP: 0.282, SLG: 0.417 (1, 4)	F9		F3		P9		L9			4	0	0	0	0	0	2	
Andre Dawson, R OBP: 0.377, SLG: 0.672 (1, 9)	HR		SF9		F2		1B			3	1	2	2	0	0	0	
Leon Durham, L OBP: 0.308, SLG: 0.553 (1, 3)	4-3		K		4-3		K			4	0	0	0	0	2	2	
Rafael Palmeiro, L OBP: 0.375, SLG: 0.490 (1, 7)		SH5-3			L8					4	1	3	0	0	0	0	
Jody Davis, R OBP: 0.341, SLG: 0.368 (1, 2)		SH5-3			BLK		HR			3	2	2	1	0	0	1	
Vance Law, R OBP: 0.328, SLG: 0.509 (1, 5)		6-3			5-3		HR			4	1	1	2	0	0	3	
Shawon Dunston, R OBP: 0.310, SLG: 0.518 (1, 6)		6-3			1B					3	0	1	1	1	1	1	
Greg Maddux, R OBP: 0.231, SLG: 0.308 (1, 1)			1B		G3					4	1	1	0	0	1	3	
Inning Stats	R: 1 E: 0 K: 0 S: 9	H: 1 LOB: 0 BB: 0 P: 16	R: 0 E: 0 K: 0 S: 6	H: 1 LOB: 0 BB: 0 P: 10	R: 1 E: 0 K: 1 S: 11	H: 2 LOB: 1 BB: 0 P: 14	R: 1 E: 0 K: 2 S: 14	H: 3 LOB: 0 BB: 0 P: 20	R: 0 E: 0 K: 1 S: 9	H: 1 LOB: 0 BB: 0 P: 13	R: 0 E: 0 K: 0 S: 6	H: 1 LOB: 2 BB: 1 P: 10	1B: 8 2B: 1 3B: 0 HR: 2	SF: 1 SAC: 1 DP: 0 HBP: 0	WP: 0 PB: 0 SB: 1 CS: 0	PA: 36	
PITCHER Bryn Smith, R ERA: 5.21 Randy St. Claire, R ERA: 5.4 (1, 1) (7, 1)	IP: 6.0 WLS: L BF: 27 H: 6 R: 6 ER: 6 SO: 3 BB: 0 IBB: 0 HBP: 0 BLK: 1 WP: 0 HR: 2 S: 65 P: 82 ERA: 9.00 WHIP: 1.500																



Batter	1	2	3	4	5	6	7	8	9	AB	R	H	RBI	BB	SO	LOB	TOP					
Tim Raines, S OBP: 0.362, SLG: 0.441 (1, 7)										3	0	1	0	1	2	0	Montreal Expos @ Philadelphia Phillies Veterans Stadium, Philadelphia, PA Fri Apr 22 1988, 7:05 PM EDT Att: 22,113 - Unknown - 58 F					
Herm Winningham, L OBP: 0.476, SLG: 0.389 (1, 8)										4	0	1	0	0	0	2						
Hubie Brooks, R OBP: 0.276, SLG: 0.466 (1, 9)										4	0	1	0	0	1	2						
Tim Wallach, R OBP: 0.262, SLG: 0.355 (1, 5)										4	0	1	0	0	1	3						
Andres Galarraga, R OBP: 0.391, SLG: 0.600 (1, 3)										4	0	1	0	0	2	1						
Jeff Reed, L OBP: 0.452, SLG: 0.344 Graig Nettles, L OBP: 0.333, SLG: 1.333 (9, PH)										3	0	1	0	0	1	1						
Luis Rivera, R OBP: 0.231, SLG: 0.300 Tom Foley, L OBP: 0.182, SLG: 0.182 (7, PH)										1	0	0	0	0	1	2						
Casey Candaele, S OBP: 0.277, SLG: 0.262 (1, 4)										3	0	0	0	0	1	1						
Pascual Perez, R OBP: 0.404, SLG: 0.426 Jeff Parrett, R (8, 1)										2	0	0	0	0	1	0						
Inning Stats	R: 0 E: 0 K: 1 S: 11	H: 1 LOB: 1 BB: 0 P: 15	R: 0 E: 0 K: 3 S: 10	H: 0 LOB: 0 BB: 0 P: 13	R: 0 E: 0 K: 1 S: 5	H: 0 LOB: 1 BB: 1 P: 10	R: 0 E: 0 K: 0 S: 8	H: 1 LOB: 1 BB: 0 P: 13	R: 0 E: 0 K: 2 S: 7	H: 0 LOB: 0 BB: 0 P: 9	R: 0 E: 0 K: 1 S: 10	H: 1 LOB: 1 BB: 0 P: 19	R: 0 E: 0 K: 1 S: 9	H: 1 LOB: 1 BB: 0 P: 15	R: 0 E: 0 K: 1 S: 11	H: 0 LOB: 0 BB: 0 P: 16		R: 0 E: 0 K: 1 S: 14	H: 2 LOB: 2 BB: 0 P: 20	1B: 6 2B: 0 3B: 0 HR: 0	SF: 0 SAC: 0 DP: 0 HBP: 0	WP: 0 PB: 0 SB: 4 CS: 0
PITCHER Kevin Gross, R ERA: 0.87 (1, 1)	IP: 9.0 WLS: W BF: 34 H: 6 R: 0 ER: 0 SO: 12 BB: 1 IBB: 0 HBP: 0 BLK: 0 WP: 0 HR: 0 S: 85 P: 130 ERA: 0.00 WHIP: 0.778											PITCHER	IP: 9.0 WLS: W BF: 34 H: 6 R: 0 ER: 0 SO: 12 BB: 1 IBB: 0 HBP: 0 BLK: 0 WP: 0 HR: 0 S: 85 P: 130 ERA: 0.00 WHIP: 0.778									

Batter	1	2	3	4	5	6	7	8	9	AB	R	H	RBI	BB	SO	LOB	BOTTOM					
Milt Thompson, L OBP: 0.403, SLG: 0.352 (1, 8)										5	0	2	0	0	2	1	Montreal Expos @ Philadelphia Phillies Veterans Stadium, Philadelphia, PA Fri Apr 22 1988, 7:05 PM EDT Att: 22,113 - Unknown - 58 F					
Phil Bradley, R OBP: 0.335, SLG: 0.316 (1, 7)										3	0	2	0	1	0	2						
Juan Samuel, R OBP: 0.329, SLG: 0.323 (1, 4)										3	0	0	0	1	0	2						
Mike Schmidt, R OBP: 0.288, SLG: 0.407 (1, 5)										4	0	0	0	0	1	4						
Von Hayes, L OBP: 0.383, SLG: 0.434 (1, 3)										4	1	1	0	0	2	4						
Lance Parrish, R OBP: 0.345, SLG: 0.571 (1, 2)										4	1	1	1	0	0	5						
Greg Gross, L OBP: 0.182, SLG: 0.143 (1, 9)										4	0	0	0	0	0	2						
Steve Jeltz, S OBP: 0.340, SLG: 0.325 (1, 6)										3	0	0	0	1	0	1						
Kevin Gross, R OBP: 0.300, SLG: 0.222 (1, 1)										3	0	1	0	1	1	3						
Inning Stats	R: 0 E: 0 K: 1 S: 8	H: 0 LOB: 1 BB: 1 P: 15	R: 1 E: 1 K: 0 S: 8	H: 1 LOB: 0 BB: 0 P: 13	R: 0 E: 0 K: 2 S: 14	H: 1 LOB: 1 BB: 0 P: 19	R: 0 E: 0 K: 1 S: 13	H: 0 LOB: 3 BB: 1 P: 21	R: 0 E: 0 K: 0 S: 13	H: 2 LOB: 3 BB: 1 P: 21	R: 0 E: 0 K: 0 S: 13	H: 2 LOB: 2 BB: 0 P: 17	R: 0 E: 0 K: 0 S: 8	H: 0 LOB: 0 BB: 0 P: 10	R: 1 E: 0 K: 1 S: 9	H: 1 LOB: 1 BB: 1 P: 14		R: 1 E: 0 K: 1 S: 9	H: 1 LOB: 1 BB: 1 P: 14	1B: 5 2B: 1 3B: 0 HR: 1	SF: 0 SAC: 0 DP: 1 HBP: 0	WP: 0 PB: 1 SB: 2 CS: 0
PITCHER Pascual Perez, R ERA: 2.17 Jeff Parrett, R ERA: 1.86 (8, 1)	IP: 7.0 WLS: L BF: 32 H: 6 R: 1 ER: 1 SO: 5 BB: 2 IBB: 1 HBP: 0 BLK: 0 WP: 0 HR: 0 S: 77 P: 116 ERA: 1.29 WHIP: 1.143											PITCHER	IP: 7.0 WLS: L BF: 32 H: 6 R: 1 ER: 1 SO: 5 BB: 2 IBB: 1 HBP: 0 BLK: 0 WP: 0 HR: 0 S: 77 P: 116 ERA: 1.29 WHIP: 1.143									

Batter	1	2	3	4	5	6	7	8	9	AB	R	H	RBI	BB	SO	LOB	TOP
Tim Raines, S OBP: 0.347, SLG: 0.419 (1, 7)	F9		F7		G5-3					3	0	0	0	0	0	0	Montreal Expos @ Philadelphia Phillies Veterans Stadium, Philadelphia, PA Sat Apr 23 1988, 7:05 PM EDT Att: 23,394 - Unknown
Mitch Webster, S OBP: 0.417, SLG: 0.440 (1, 8)	CS 1B		CS 1B			L7				3	0	2	0	0	0	0	
Hubie Brooks, R OBP: 0.282, SLG: 0.443 (1, 9)	L7		L8			F7				3	0	0	0	0	2		
Tim Wallach, R OBP: 0.265, SLG: 0.369 (1, 5)				G4-3		G6-3				3	1	1	0	0	0		
Andres Galarraga, R OBP: 0.418, SLG: 0.683 (1, 3)		2B					FC1-5 1B			3	2	3	2	0	0	0	
Mike Fitzgerald, R OBP: 0.335, SLG: 0.368 (1, 2)	SH1		SH1		G6-3		FC1-5 1B			2	0	1	0	0	0	0	
Luis Rivera, R OBP: 0.236, SLG: 0.302 (1, 6)					L5		FC1-5 G4-6-3 1B			3	0	1	1	0	2		
Casey Candaele, S OBP: 0.260, SLG: 0.244 (1, 4)			FC3-6			G6-3		G4-6-3		3	0	0	0	0	3		
John Dopson, L Andy McGaffigan, R (6, 1)			K		G5-3					2	0	0	0	0	1	1	
										0	0	0	0	0	0	0	
Inning Stats	R: 0 E: 0 K: 0 S: 7	H: 1 LOB: 0 BB: 0 P: 11	R: 2 E: 0 K: 1 S: 14	H: 3 LOB: 1 BB: 0 P: 16	R: 0 E: 0 K: 0 S: 10	H: 1 LOB: 0 BB: 0 P: 12	R: 1 E: 0 K: 0 S: 10	H: 1 LOB: 0 BB: 0 P: 16	R: 0 E: 0 K: 0 S: 7	H: 0 LOB: 0 BB: 0 P: 9	R: 0 E: 0 K: 0 S: 6	H: 0 LOB: 0 BB: 0 P: 9	R: 0 E: 0 K: 0 S: 7	H: 2 LOB: 1 BB: 0 P: 10			
PITCHER Bruce Ruffin, L ERA: 4.68 (1, 1)	IP: 7.0 WLS: 26 BF: 8	H: 8 R: 3 ER: 3 SO: 1	BB: 0 IBB: 0 HBP: 0 BLK: 0	WP: 0 HR: 1 S: 61 P: 83	ERA: 3.86 WHIP: 1.143	PITCHER			IP: 7.0 WLS: 26 BF: 8	H: 8 R: 3 ER: 3 SO: 1	BB: 0 IBB: 0 HBP: 0 BLK: 0	WP: 0 HR: 1 S: 61 P: 83	ERA: 3.86 WHIP: 1.143				

AB	25
R	3
H	8
RBI	3
BB	0
SO	1
LOB	8



Batter	1	2	3	4	5	6	7	8	9	AB	R	H	RBI	BB	SO	LOB	BOTTOM
Milt Thompson, L OBP: 0.400, SLG: 0.351 (1, 8)	K		5-3 3B 1B		G4-3					3	1	1	0	0	1	0	Montreal Expos @ Philadelphia Phillies Veterans Stadium, Philadelphia, PA Sat Apr 23 1988, 7:05 PM EDT Att: 23,394 - Unknown
Phil Bradley, R OBP: 0.343, SLG: 0.300 (1, 7)	K		5-3			L9				3	0	0	0	0	1	2	
Juan Samuel, R OBP: 0.342, SLG: 0.369 (1, 4)	F8					E S 1B				3	1	2	2	0	0	0	
Mike Schmidt, R OBP: 0.304, SLG: 0.400 (1, 5)			2-H 3-H 2-2 F7			1 SAFE BB 1B				1	0	0	0	2	0	1	
Von Hayes, L OBP: 0.381, SLG: 0.429 (1, 3)		FC4-6 S 1-2				BB 1B				3	0	1	1	0	1	1	
Lance Parrish, R OBP: 0.381, SLG: 0.560 (1, 2)		K				BB 1B				1	0	0	0	2	1	1	
Chris James, R OBP: 0.212, SLG: 0.265 (1, 9)					G6-4-3 BB					3	0	0	0	0	5		
Steve Jeltz, S OBP: 0.340, SLG: 0.310 (1, 6)						G4-6-3				2	1	0	0	1	1	0	
Bruce Ruffin, S OBP: 0.222, SLG: 0.222 (1, 1)			1B 3B BB							2	0	0	0	0	1	1	
Keith Miller, S (7, PH)			K		G4-3					0	0	0	0	1	0	0	
Inning Stats	R: 0 E: 0 K: 2 S: 10	H: 0 LOB: 0 BB: 0 P: 13	R: 0 E: 0 K: 1 S: 7	H: 0 LOB: 1 BB: 1 P: 13	R: 2 E: 0 K: 1 S: 14	H: 2 LOB: 1 BB: 1 P: 24	R: 0 E: 0 K: 1 S: 5	H: 0 LOB: 0 BB: 1 P: 12	R: 0 E: 0 K: 0 S: 7	H: 0 LOB: 0 BB: 0 P: 8	R: 1 E: 0 K: 0 S: 14	H: 2 LOB: 2 BB: 2 P: 23	R: 0 E: 0 K: 1 S: 5	H: 0 LOB: 1 BB: 1 P: 12			
PITCHER John Dopson, R ERA: 3.6 (1, 1)	IP: 5.0 WLS: 19 BF: 19	H: 2 R: 2 ER: 2 SO: 5	BB: 3 IBB: 0 HBP: 0 BLK: 0	WP: 0 HR: 0 S: 43 P: 70	ERA: 3.60 WHIP: 1.000	PITCHER			IP: 5.0 WLS: 19 BF: 19	H: 2 R: 2 ER: 2 SO: 5	BB: 3 IBB: 0 HBP: 0 BLK: 0	WP: 0 HR: 0 S: 43 P: 70	ERA: 3.60 WHIP: 1.000				

AB	21
R	3
H	4
RBI	3
BB	6
SO	6
LOB	11



Batter	1	2	3	4	5	6	7	8	9	AB	R	H	RBI	BB	SO	LOB	TOP					
Barry Larkin, R (1,6) OBP: 0.363, SLG: 0.500 Dave Concepcion, R (6,6) OBP: 0.300, SLG: 0.296	0-1 F3	1-1 E4						0-1 FC5		3	0	1	0	0	0	1	<p>Cincinnati Reds @ Montreal Expos</p> <p>Olympic Stadium, Montreal, QB</p> <p>Tue Apr 26 1988, 7:05 PM EDT</p> <p>Att: 11,150 - Dome - 70 F</p>					
Chris Sabo, R (1,5) OBP: 0.329, SLG: 0.563	4-2 BB S BB	1-1 CS	1-0 P3				1-1 F8		0-0 F9	4	0	0	0	1	1	2						
Eric Davis, R (1,8) OBP: 0.315, SLG: 0.303	2-3 K		0-0 6-3				0-2 G6-3		0-3 K	5	1	2	2	0	2	1						
Kal Daniels, L (1,7) OBP: 0.412, SLG: 0.522	4-1 BB BB		2-2 F8				0-1 G6-3		3-1 F5	4	0	1	0	1	0	2						
Nick Esasky, R (1,3) OBP: 0.397, SLG: 0.559 John Franco, L (9,1)	4-2 BB			2-1 HR			0-0 P4		4-0 F9	3	2	1	1	2	0	1						
Bo Diaz, R (1,2) OBP: 0.221, SLG: 0.368	0-1 F7			0-2 F7			0-0 5-3		0-1 FC5	4	0	1	0	0	0	3						
Paul O'Neill, L (1,9) OBP: 0.288, SLG: 0.304		1-1 2B		1-3 K			0-0 1B		1-1 F9	4	1	2	0	0	1	2						
Jeff Treadway, L (1,4) OBP: 0.308, SLG: 0.386		1-0 FC1-5		3-2 4-3			0-1 1B		3-1 SF8	3	0	2	2	0	0	0						
Ron Robinson, R (1,1) OBP: 0.250, SLG: 0.250 Jose Rijo, R (6,1)		0-1 FC1-5					0-1 1B		2-1 1B	3	1	1	0	0	0	3						
Dave Collins, S (8, PH) OBP: 0.353, SLG: 0.214 Frank Williams, R (8,1)							0-1 1B		1-2 1B	0	0	0	0	0	0	0						
Leo Garcia, L (9,9) OBP: 0.231, SLG: 0.250		2-3					1-2 1B		1-2 1B	0	0	0	0	0	0	0						
Inning Stats	R: 0 E: 0 K: 1 S: 14	H: 0 LOB: 3 BB: 3 P: 28	R: 1 E: 1 K: 0 S: 8	H: 2 LOB: 0 BB: 0 P: 12	R: 0 E: 0 K: 0 S: 6	H: 0 LOB: 0 BB: 0 P: 9	R: 1 E: 0 K: 1 S: 11	H: 1 LOB: 0 BB: 0 P: 17	R: 1 E: 0 K: 1 S: 12	H: 3 LOB: 1 BB: 0 P: 14	R: 0 E: 0 K: 0 S: 7	H: 2 LOB: 2 BB: 0 P: 7	R: 1 E: 0 K: 0 S: 8	H: 1 LOB: 0 BB: 0 P: 12	R: 1 E: 0 K: 0 S: 10	H: 2 LOB: 2 BB: 1 P: 20	R: 0 E: 0 K: 1 S: 7	H: 1 LOB: 1 BB: 0 P: 10	1B: 8 2B: 2 3B: 0 HR: 2	SF: 1 SAC: 0 DP: 1 HBP: 0	WP: 0 PB: 0 SB: 1 CS: 1	PA: 42
PITCHER	IP WLS BF H R ER SO BB IBB HBP BLK WP HR S P ERA WHIP																					
Floyd Youmans, R (1,1) ERA: 5.58	7.0 L 31 9 4 4 3 3 0 0 0 0 0 2 66 99 5.14 1.714																					
Randy St. Claire, R (8,1) ERA: 6.14	0.2 5 2 1 1 0 1 0 0 0 0 0 0 8 18 13.50 4.500																					
Jeff Parrett, R (8,1) ERA: 1.64	1.1 5 1 0 0 1 0 0 0 0 0 0 0 9 12 0.00 0.750																					

AB	36
R	5
H	12
RBI	5
BB	4
SO	4
LOB	17



Batter	1	2	3	4	5	6	7	8	9	AB	R	H	RBI	BB	SO	LOB	BOTTOM					
Tim Raines, S (1,7) OBP: 0.341, SLG: 0.394	1-2 6-3		0-0 L3						0-0 F8	4	0	0	0	1	0	1	<p>Cincinnati Reds @ Montreal Expos</p> <p>Olympic Stadium, Montreal, QB</p> <p>Tue Apr 26 1988, 7:05 PM EDT</p> <p>Att: 11,150 - Dome - 70 F</p>					
Mitch Webster, S (1,8) OBP: 0.391, SLG: 0.448	0-0 F9		4-1 S BB				2-0 F7		3-3 K	3	0	0	0	1	1	1						
Hubie Brooks, R (1,9) OBP: 0.257, SLG: 0.406	4-0 1B BB		1-2 F3				1-2 1B		0-0 F5	3	1	1	0	1	0	1						
Tim Wallach, R (1,5) OBP: 0.303, SLG: 0.403	0-1 1B		2-1 F8				1-1 1B		2-0 F3	4	0	2	0	0	0	1						
Andres Galarraga, R (1,3) OBP: 0.400, SLG: 0.671	3-2 E6			2-3 K			0-1 1-3		0-2 HR	4	1	1	1	0	1	3						
Jeff Reed, L (1,2) OBP: 0.432, SLG: 0.324 Graig Nettles, L (6, PH) OBP: 0.500, SLG: 1.333 Pascual Perez, R (6, PR)	2-1 F8			0-2 4-3			4-0 1B		3-2 F8	2	0	0	0	0	0	2						
Mike Fitzgerald, R (7,2) OBP: 0.364, SLG: 0.391							BB			1	0	0	0	0	0	0						
Tom Foley, L (1,4) OBP: 0.154, SLG: 0.154 Casey Candaele, S (9, PH)		0-1 4-3		3-2 F9			0-0 G3		0-2 F8	3	0	0	0	0	0	3						
Luis Rivera, R (1,6) OBP: 0.238, SLG: 0.295		1-3 K					2-2 L4		1-0 F7	4	0	1	0	0	1	0						
Floyd Youmans, R (1,1) Herm Winningham, L (7, PH) OBP: 0.455, SLG: 0.368 Randy St. Claire, R (8,1) Jeff Parrett, R (8,1) Dave Engle, R (9, PH) OBP: 0.333, SLG: 0.375		1-3 K					2-3 K		2-3 K	2	0	0	0	0	2	0						
Inning Stats	R: 1 E: 1 K: 0 S: 11	H: 1 LOB: 2 BB: 1 P: 21	R: 0 E: 0 K: 2 S: 10	H: 0 LOB: 0 BB: 0 P: 12	R: 0 E: 0 K: 0 S: 7	H: 0 LOB: 0 BB: 1 P: 14	R: 0 E: 0 K: 1 S: 13	H: 0 LOB: 0 BB: 0 P: 18	R: 0 E: 0 K: 1 S: 12	H: 0 LOB: 0 BB: 0 P: 17	R: 0 E: 0 K: 0 S: 9	H: 2 LOB: 3 BB: 1 P: 17	R: 0 E: 0 K: 2 S: 10	H: 0 LOB: 1 BB: 1 P: 19	R: 1 E: 0 K: 0 S: 12	H: 1 LOB: 0 BB: 0 P: 17	R: 0 E: 0 K: 0 S: 7	H: 2 LOB: 1 BB: 0 P: 9	1B: 5 2B: 0 3B: 0 HR: 1	SF: 0 SAC: 0 DP: 0 HBP: 0	WP: 0 PB: 0 SB: 1 CS: 0	PA: 37
PITCHER	IP WLS BF H R ER SO BB IBB HBP BLK WP HR S P ERA WHIP																					
Ron Robinson, R (1,1) ERA: 4.09	5.1 W 22 3 1 0 4 2 0 0 0 0 0 0 59 92 0.00 0.938																					
Jose Rijo, R (6,1) ERA: 3.95	1.2 7 0 0 0 2 2 0 0 0 0 0 0 13 26 0.00 1.200																					
Frank Williams, R (8,1) ERA: 3.48	1.0 4 1 1 1 0 0 0 0 0 0 0 1 12 17 9.00 1.000																					
John Franco, L (9,1) ERA:	1.0 S 4 2 0 0 0 0 0 0 0 0 0 0 7 9 0.00 2.000																					

AB	33
R	2
H	6
RBI	1
BB	4
SO	6
LOB	12



Batter	1	2	3	4	5	6	7	8	9	AB	R	H	RBI	BB	SO	LOB	TOP					
Barry Larkin, R OBP: 0.347, SLG: 0.477	1-1 4-3		1-1 6-3			1-2 F7			1-0 5-3	4	0	0	0	0	0	1						
Chris Sabo, R OBP: 0.324, SLG: 0.544	0-1 F7			0-1 5-3		0-2 FC5-4			0-1 1B	4	0	1	0	0	0	1						
Eric Davis, R OBP: 0.301, SLG: 0.288	2-3 K			3-3 K			1-3 K		3-2 P5	4	0	0	0	0	3	1						
Kal Daniels, L OBP: 0.398, SLG: 0.500		2-3 K		0-3 K			3-3 K			3	0	0	0	0	3	0						
Nick Esasky, R OBP: 0.380, SLG: 0.532		2-3 K			1-1 P3		3-3 K			3	0	0	0	0	2	0						
Bo Diaz, R OBP: 0.225, SLG: 0.366		0-0 BLK 1B			2-3 K				0-2 2-3	3	0	1	0	0	1	0						
Paul O'Neill, L OBP: 0.274, SLG: 0.288		2-3 K			0-0 4-3				1-0 F9	3	0	0	0	0	1	1						
Jeff Treadway, L OBP: 0.294, SLG: 0.367				1-0 F8			0-1 4-3		0-2 4-3	3	0	0	0	0	0	0						
Mario Soto, R OBP: 0.250, SLG: 0.100				1-1 G3			4-0 FC5-4 BB		1-0 G3	1	0	0	0	1	0	0						
Dave Collins, S OBP: 0.333, SLG: 0.200										1	0	0	0	0	0	0						
Inning Stats	R: 0 E: 0 K: 1 S: 7	H: 0 LOB: 0 BB: 0 P: 10	R: 0 E: 0 K: 3 S: 10	H: 1 LOB: 1 BB: 0 P: 16	R: 0 E: 0 K: 0 S: 5	H: 0 LOB: 0 BB: 0 P: 8	R: 0 E: 0 K: 2 S: 8	H: 0 LOB: 0 BB: 0 P: 11	R: 0 E: 0 K: 1 S: 6	H: 0 LOB: 0 BB: 0 P: 9	R: 0 E: 0 K: 0 S: 8	H: 0 LOB: 0 BB: 0 P: 13	R: 0 E: 0 K: 3 S: 9	H: 0 LOB: 0 BB: 0 P: 16	R: 0 E: 0 K: 0 S: 7	H: 0 LOB: 0 BB: 0 P: 8	R: 0 E: 0 K: 0 S: 9	H: 1 LOB: 1 BB: 0 P: 14	1B: 2 2B: 0 3B: 0 HR: 0	SF: 0 SAC: 0 DP: 0 HBP: 0	WP: 0 PB: 0 SB: 1 CS: 0	PA: 30
PITCHER Pascual Perez, R ERA: 1.66	IP: 9.0 WLS: W BF: 30 H: 2 R: 0 ER: 0 SO: 10 BB: 1 IBB: 0 HBP: 0 BLK: 1 WP: 0 HR: 0 S: 69 P: 105 ERA: 0.00 WHIP: 0.333															PITCHER						

Cincinnati Reds @ Montreal Expos
Olympic Stadium, Montreal, QB
Wed Apr 27 1988, 7:05 PM EDT
Att: 12,197 - Dome - 70 F

AB 29
R 0
H 2
RBI 0
BB 1
SO 10
LOB 4



Batter	1	2	3	4	5	6	7	8	9	AB	R	H	RBI	BB	SO	LOB	BOTTOM			
Tim Raines, S OBP: 0.349, SLG: 0.427	0-1 F8 S 1B		2-1 1B 3B	1-0 F8			2-1 3-1			4	1	2	0	0	0	0				
Mitch Webster, S OBP: 0.411, SLG: 0.450	1 SAFE 4-1 B 1 SAFE 1 SAFE 1 SAFE 1 SAFE P B		4-2 1B BB		0-0 L4-3 1B			2-1 G3		2	0	1	0	2	0	0				
Hubie Brooks, R OBP: 0.257, SLG: 0.397	1-2 F8		1-2 HBP 1-3 3-H 1B		0-2 L4-3 1-2			1-0 F3		4	0	1	1	0	0	3				
Tim Wallach, R OBP: 0.288, SLG: 0.382	2-3 G6-4-3 1-2		0-0 F3		1-1 6-3			2-2 5-3		4	0	0	0	0	0	4				
Andres Galarraga, R OBP: 0.397, SLG: 0.653		3-1 6-3	2-2 HBP			1-3 K				2	0	0	0	0	1	0				
Mike Fitzgerald, R OBP: 0.352, SLG: 0.385		2-2 1B	3-3 K			1-2 F7				3	0	1	0	0	1	3				
Tom Foley, L OBP: 0.172, SLG: 0.172	1 SAFE 0-1 F X SAFE		1-2 F7			2-3 K				3	0	1	0	0	1	3				
Casey Candaele, S OBP: 0.241, SLG: 0.226		3-3 K		0-1 4-3			3-2 F7			3	0	0	0	0	1	2				
Pascual Perez, R OBP: 0.294		0-1 6-3		3-3 K			0-2 6-3			3	0	0	0	0	1	2				
Inning Stats	R: 0 E: 0 K: 0 S: 10	H: 1 LOB: 1 BB: 1 P: 14	R: 0 E: 0 K: 1 S: 12	H: 2 LOB: 2 BB: 0 P: 20	R: 1 E: 0 K: 1 S: 22	H: 2 LOB: 3 BB: 1 P: 35	R: 0 E: 0 K: 1 S: 6	H: 0 LOB: 0 BB: 0 P: 10	R: 0 E: 0 K: 0 S: 6	H: 1 LOB: 0 BB: 0 P: 7	R: 0 E: 0 K: 2 S: 11	H: 0 LOB: 0 BB: 0 P: 15	R: 0 E: 0 K: 0 S: 8	H: 0 LOB: 0 BB: 0 P: 13	R: 0 E: 0 K: 0 S: 7	H: 0 LOB: 0 BB: 0 P: 12	1B: 5 2B: 1 3B: 1 HR: 0	SF: 0 SAC: 0 DP: 2 HBP: 1	WP: 0 PB: 0 SB: 2 CS: 0	PA: 31
PITCHER Mario Soto, R ERA: 2.94	IP: 8.0 WLS: L BF: 31 H: 6 R: 1 ER: 1 SO: 5 BB: 2 IBB: 0 HBP: 1 BLK: 0 WP: 0 HR: 0 S: 82 P: 126 ERA: 1.12 WHIP: 1.000															PITCHER				

Cincinnati Reds @ Montreal Expos
Olympic Stadium, Montreal, QB
Wed Apr 27 1988, 7:05 PM EDT
Att: 12,197 - Dome - 70 F


AB 28
R 1
H 6
RBI 1
BB 2
SO 5
LOB 17



Batter	1	2	3	4	5	6	7	8	9	AB	R	H	RBI	BB	SO	LOB	TOP
Tim Raines, S OBP: 0.354, SLG: 0.417	2-0 1B 1B		3-2 F8		1-1 L7		1-0 5-3		1-0 1B	5	0	2	0	0	0	1	
Mitch Webster, S OBP: 0.396, SLG: 0.406	0-2 1B		2-0 F9		0-2 F8			2-1 F8	0-0 5-3	5	0	1	0	0	0	4	
Hubie Brooks, R OBP: 0.256, SLG: 0.407	2-3 K		3-1 G3		3-3 K			1-0 3B		4	0	1	0	0	2	3	
Tim Wallach, R OBP: 0.273, SLG: 0.369	0-1 F8			0-0 F7		1-2 2B		3-2 6-3		4	0	1	0	0	0	3	
Andres Galarraga, R OBP: 0.384, SLG: 0.625	1-1 G3			1-0 P2		1-0 P3		2-3 K		4	0	0	0	0	1	4	
Mike Fitzgerald, R OBP: 0.417, SLG: 0.355		0-2 6-3		0-0 1B		1-1 5-3			0-0 5-3	4	0	1	0	0	0	1	
Johnny Paredes, R OBP: 0.625, SLG: 0.600		3-1 2B		4-2 1B		2-1 P3			4-2 1B 1B BB	2	0	1	0	2	0	1	
Luis Rivera, R OBP: 0.224, SLG: 0.277		1-2 F8		2-3 K			1-1 3-1		0-0 1B	3	0	0	0	0	1	3	
Wallace Johnson, S OBP: 0.500, SLG: 0.400									1-2 1B	1	0	1	0	0	0	0	
Bryn Smith, R OBP: 0.300, SLG: 0.333		1-0 6-3			4-2 BB		1-1 5-3		0-0 F8	1	0	0	0	1	0	1	
Dave Engle, R OBP: 0.400, SLG: 1.000										1	0	0	0	0	0	0	
Jeff Parrett, R										0	0	0	0	0	0	0	
Graig Nettles, L										1	0	0	0	0	0	2	
Inning Stats	R: 0 E: 0 K: 1 S: 13	H: 2 LOB: 2 BB: 0 P: 18	R: 0 E: 0 K: 0 S: 9	H: 1 LOB: 1 BB: 0 P: 14	R: 0 E: 0 K: 0 S: 7	H: 0 LOB: 0 BB: 0 P: 15	R: 0 E: 0 K: 1 S: 10	H: 1 LOB: 2 BB: 1 P: 17	R: 0 E: 0 K: 1 S: 13	H: 0 LOB: 0 BB: 0 P: 8	R: 0 E: 0 K: 1 S: 9	H: 1 LOB: 1 BB: 0 P: 17	R: 0 E: 0 K: 0 S: 10	H: 2 LOB: 3 BB: 1 P: 15	1B: 5 2B: 2 3B: 1 HR: 0	SF: 0 SAC: 0 DP: 0 HBP: 0	WP: 0 PA: 38 PB: 0 SB: 0 CS: 0
PITCHER	IP WLS BF H R ER SO BB IBB HBP BLK WP HR S P ERA WHIP																
Jim Deshaies, L ERA: 1.97	(1, 1) 7.1 W 30 6 0 0 3 2 0 0 0 0 0 0 68 112 0.00 1.091																
Ernie Camacho, R ERA: 8.75	(8, 1) 1.1 7 2 0 0 1 1 0 0 0 0 0 0 15 25 0.00 2.250																
Dave Smith, R ERA: 2.0	(9, 1) 0.1 S 1 0 0 0 0 0 0 0 0 0 0 0 1 1 0.00 0.000																

Montreal Expos @ Houston Astros
Astrodome, Houston, TX
Sat Apr 30 1988, 8:05 PM EDT
Att: 30,384 - Dome - 70 F


AB	35
R	0
H	8
RBI	0
BB	3
SO	4
LOB	23



Batter	1	2	3	4	5	6	7	8	9	AB	R	H	RBI	BB	SO	LOB	BOTTOM
Gerald Young, S OBP: 0.309, SLG: 0.307	1-0 HBP FC3-6 2B		0-2 1B 6-3 1B		0-0 5-3			2-3 K		4	2	2	0	0	1	0	
Billy Hatcher, R OBP: 0.322, SLG: 0.354	4-0 FC3-6 HBP BB		3-1 6-3 CS 1B			2-2 5-3		0-0 F8		3	0	1	0	1	0	0	
Kevin Bass, S OBP: 0.344, SLG: 0.433	0-0 P5		2-2 6-3 1-3 3-H			2-2 4-3		0-2 1B		4	0	1	1	0	0	3	
Glenn Davis, R OBP: 0.378, SLG: 0.614	1-0 FC3-6 HBP		3-3 K2-3			2-3 K		0-1 F9		3	0	0	0	0	2	2	
Alan Ashby, S OBP: 0.347, SLG: 0.409	0-1 FC3-6		2-1 CS		2-2 4-3		3-2 P2			3	0	0	1	0	0	2	
Craig Reynolds, L OBP: 0.276, SLG: 0.188	1-2 2-3 3-H				2-2 F7		0-1 1B			3	1	1	0	0	0	2	
Chuck Jackson, R OBP: 0.333, SLG: 0.375										0	0	0	0	0	0	0	
Rafael Ramirez, R OBP: 0.247, SLG: 0.351		0-0 4-3		2-3 K			1-0 P5		2-2 P6	3	0	0	0	0	1	1	
Jim Pankovits, R OBP: 0.167, SLG: 0.091		1-1 F8					1-0 P5		0-1 1B	3	0	1	1	0	0	0	
Jim Deshaies, L		2-3 K					2-2 2-3		3-3 K	3	0	0	0	0	2	1	
Ernie Camacho, R										0	0	0	0	0	0	0	
Dave Smith, R										0	0	0	0	0	0	0	
Inning Stats	R: 1 E: 0 K: 0 S: 7	H: 1 LOB: 2 BB: 1 P: 14	R: 0 E: 0 K: 1 S: 7	H: 0 LOB: 0 BB: 0 P: 10	R: 1 E: 0 K: 1 S: 14	H: 2 LOB: 0 BB: 0 P: 24	R: 0 E: 0 K: 1 S: 13	H: 0 LOB: 0 BB: 0 P: 19	R: 0 E: 0 K: 1 S: 14	H: 0 LOB: 0 BB: 0 P: 20	R: 1 E: 0 K: 1 S: 15	H: 2 LOB: 1 BB: 0 P: 22	R: 0 E: 0 K: 1 S: 9	H: 1 LOB: 1 BB: 0 P: 11	1B: 5 2B: 1 3B: 0 HR: 0	SF: 0 SAC: 0 DP: 0 HBP: 1	WP: 0 PA: 32 PB: 0 SB: 4 CS: 1
PITCHER	IP WLS BF H R ER SO BB IBB HBP BLK WP HR S P ERA WHIP																
Bryn Smith, R ERA: 4.68	(1, 1) 6.0 L 22 3 2 2 4 1 0 1 0 0 0 0 24 33 3.00 0.667																
Jeff Parrett, R ERA: 2.09	(7, 1) 2.0 9 3 1 1 2 0 0 0 0 0 0 0 24 33 4.50 1.500																

Montreal Expos @ Houston Astros
Astrodome, Houston, TX
Sat Apr 30 1988, 8:05 PM EDT
Att: 30,384 - Dome - 70 F


AB	29
R	3
H	6
RBI	3
BB	1
SO	6
LOB	11



Batter	1	2	3	4	5	6	7	8	9	10	11	12	13	14	AB	R	H	RBI	BB	SO	LOB	TOP									
Tim Raines, S OBP: 0.350, SLG: 0.393 (1, 7)	4-3	IBB			F7			K		F8			E4 SH1-4	HR	5	1	0	0	2	1	0										
Johnny Paredes, R OBP: 0.571, SLG: 0.818 (1, 4)		K			K			K					SH1-4	HR	6	1	3	3	0	3	3										
Hubie Brooks, R OBP: 0.236, SLG: 0.375 (1, 9)	P3				F8			6-3					K	5-3	7	0	0	0	0	3	3										
Graig Nettles, L OBP: 0.222, SLG: 0.500 Tim Wallach, R OBP: 0.276, SLG: 0.365 (9, 5)	P5					4-3			K						4	0	0	0	0	2	1										
Wallace Johnson, S OBP: 0.333, SLG: 0.333 Tim Burke, R OBP: 0.333, SLG: 0.333 Dave Engle, R OBP: 0.333, SLG: 0.333 Joe Rizzo, R OBP: 0.333, SLG: 0.333 Mike Fitzgerald, R OBP: 0.333, SLG: 0.333 Jeff Parrett, R OBP: 0.333, SLG: 0.333 (1, 3)		CS			G3			F8		G3			F8	G1	4	0	1	0	0	0	0										
Mitch Webster, S OBP: 0.364, SLG: 0.378 (1, 8)		CS			P6			K		4-3			6-3	E1 SH3-4 3B	5	2	0	0	0	1	0										
Jeff Reed, L OBP: 0.404, SLG: 0.357 (1, 2)		SH3-4			G3			P4		6-3			E1 G6-4-3	SH3-4	5	0	1	1	0	0	0										
Tom Foley, L OBP: 0.237, SLG: 0.289 (1, 6)		SH3-4						K		K			K	HR	6	2	3	1	0	3	1										
Neal Heaton, L OBP: 0.333, SLG: 0.333 Herm Winningham, L OBP: 0.333, SLG: 0.333 Andy McGaffigan, R OBP: 0.333, SLG: 0.333 Andres Galaraga, R OBP: 0.382, SLG: 0.651 (10, 3)		SH3-4			2-3			6-3		6-3			G6-4-3	6-3	1	0	0	0	0	0	1										
Inning Stats	R: 0 E: 0 K: 0 S: 5	H: 1 LOB: 1 BB: 0 P: 6	R: 1 E: 1 K: 1 S: 16	H: 3 LOB: 3 BB: 1 P: 26	R: 0 E: 0 K: 2 S: 9	H: 0 LOB: 0 BB: 0 P: 12	R: 0 E: 0 K: 1 S: 6	H: 1 LOB: 1 BB: 0 P: 10	R: 0 E: 0 K: 1 S: 9	H: 0 LOB: 0 BB: 0 P: 17	R: 0 E: 0 K: 1 S: 10	H: 0 LOB: 0 BB: 0 P: 14	R: 0 E: 0 K: 1 S: 6	H: 0 LOB: 0 BB: 0 P: 11	R: 2 E: 0 K: 2 S: 13	H: 2 LOB: 1 BB: 0 P: 16	R: 0 E: 0 K: 0 S: 4	H: 0 LOB: 0 BB: 0 P: 6	R: 0 E: 1 K: 1 S: 9	H: 0 LOB: 0 BB: 0 P: 11	R: 0 E: 1 K: 1 S: 7	H: 0 LOB: 2 BB: 1 P: 13	R: 4 E: 1 K: 0 S: 11	H: 2 LOB: 0 BB: 1 P: 19	1B: 6 2B: 0 3B: 1 HR: 2	SF: 0 SAC: 3 DP: 1 HBP: 0	WP: 1 PB: 0 SB: 1 CS: 2	PA: 57			
PITCHER	IP WLS BF H R ER SO BB IBB HBP BLK WP HR S P ERA WHIP	IP WLS BF H R ER SO BB IBB HBP BLK WP HR S P ERA WHIP															IP WLS BF H R ER SO BB IBB HBP BLK WP HR S P ERA WHIP														
Mike Scott, R ERA: 1.6 (1, 1)	9.0	6	2	2	2	0	0	0	0	1	1	13	16	18.00	2.000																
Ernie Camacho, R ERA: 2.2 (10, 1)	1.0	6	2	2	2	0	0	0	0	0	1	1	13	16	18.00	2.000															
Juan Agosto, L ERA: 1.8 (11, 1)	2.0	6	0	0	0	1	0	0	0	0	0	13	17	0.00	0.000																
Jeff Heathcock, R ERA: 1.93 (13, 1)	2.0	L	12	2	4	0	1	0	2	0	0	0	1	18	32	0.00	1.000														

Montreal Expos @ Houston Astros
Astrodome, Houston, TX
Sun May 01 1988, 4:33 AM EDT
Att. 26,231 - Dome - 70 F


AB 50
R 7
H 9
RBI 9
BB 3
SO 13
LOB 13



Batter	1	2	3	4	5	6	7	8	9	10	11	12	13	14	AB	R	H	RBI	BB	SO	LOB	BOTTOM										
Gerald Young, S OBP: 0.324, SLG: 0.316 (1, 8)	6-3				F9			P5					F9	4-3	7	0	3	1	1	0	2											
Billy Hatcher, R OBP: 0.330, SLG: 0.375 (1, 7)	6-3				P3			L6							6	0	2	0	1	1	3											
Rafael Ramirez, R OBP: 0.238, SLG: 0.358 (1, 6)					P6			F9		FC5-2			F9		7	0	1	0	0	0	5											
Glenn Davis, R OBP: 0.404, SLG: 0.640 (1, 3)	F8				K										5	1	3	0	2	1	1											
Kevin Bass, S OBP: 0.324, SLG: 0.418 (1, 9)					F7			6-3		G3			F9	3-1	7	0	1	0	0	1	8											
Jim Pankovits, R OBP: 0.286, SLG: 0.250 Craig Reynolds, L OBP: 0.348, SLG: 0.250 (6, 4)					1-6-3					E4			SH3-4	K	1	0	1	0	0	0	0											
Mark Bailey, S OBP: 0.438, SLG: 0.250 Bill Doran, S OBP: 0.345, SLG: 0.284 Juan Agosto, L (11, 1)		3-1			1-6-3			K							4	1	2	1	1	1	2											
Steve Henderson, R OBP: 0.346, SLG: 0.238 Jeff Heathcock, R (13, 1)		2B			HBP					E4			SH3-4	1B	1	0	1	0	0	0	0											
Mark Bailey, S OBP: 0.438, SLG: 0.250 Bill Doran, S OBP: 0.345, SLG: 0.284 Juan Agosto, L (11, 1)		3-1			1-6-3			K							4	0	1	0	1	1	3											
Steve Henderson, R OBP: 0.346, SLG: 0.238 Jeff Heathcock, R (13, 1)		2B			HBP					E4			SH3-4	1B	1	0	1	0	0	0	0											
Chuck Jackson, R OBP: 0.303, SLG: 0.310 (1, 5)	F7							K		F7			SH3-4	1B	5	0	0	0	1	2	5											
Mike Scott, R OBP: 0.318, SLG: 0.118 Terry Puhl, L OBP: 0.346, SLG: 0.238 Ernie Camacho, R OBP: 0.333, SLG: 0.391 Alan Ashby, S OBP: 0.333, SLG: 0.391 (11, 2)					L9			5-3					F9	K	3	0	1	0	0	0	3											
Inning Stats	R: 0 E: 0 K: 0 S: 12	H: 1 LOB: 1 BB: 1 P: 19	R: 0 E: 0 K: 0 S: 6	H: 1 LOB: 1 BB: 0 P: 10	R: 0 E: 0 K: 0 S: 7	H: 1 LOB: 1 BB: 1 P: 12	R: 0 E: 0 K: 1 S: 15	H: 1 LOB: 3 BB: 1 P: 25	R: 0 E: 0 K: 1 S: 5	H: 0 LOB: 0 BB: 0 P: 6	R: 1 E: 0 K: 1 S: 10	H: 2 LOB: 0 BB: 0 P: 15	R: 0 E: 0 K: 1 S: 10	H: 1 LOB: 1 BB: 0 P: 12	R: 0 E: 0 K: 1 S: 7	H: 1 LOB: 3 BB: 1 P: 17	R: 0 E: 0 K: 1 S: 14	H: 2 LOB: 3 BB: 1 P: 22	R: 2 E: 0 K: 1 S: 18	H: 3 LOB: 2 BB: 0 P: 28	R: 0 E: 0 K: 2 S: 14	H: 1 LOB: 1 BB: 0 P: 20	R: 0 E: 0 K: 1 S: 9	H: 1 LOB: 1 BB: 0 P: 13	R: 0 E: 0 K: 1 S: 10	H: 1 LOB: 3 BB: 2 P: 23	R: 0 E: 0 K: 1 S: 8	H: 0 LOB: 0 BB: 0 P: 11	1B: 9 2B: 6 3B: 1 HR: 0	SF: 0 SAC: 1 DP: 0 HBP: 1	WP: 0 PB: 0 SB: 4 CS: 1	PA: 64
PITCHER	IP WLS BF H R ER SO BB IBB HBP BLK WP HR S P ERA WHIP	IP WLS BF H R ER SO BB IBB HBP BLK WP HR S P ERA WHIP															IP WLS BF H R ER SO BB IBB HBP BLK WP HR S P ERA WHIP															
Neal Heaton, L ERA: 8.97 (1, 1)	6.0	16	4	0	0	2	1	1	0	0	0	0	31	51	0.00	1.667																
Andy McGaffigan, R ERA: 3.88 (7, 1)	3.0	16	4	0	0	2	1	1	0	0	0	0	31	51	0.00	1.667																
Tim Burke, R ERA: 3.75 (10, 1)	1.0	6	3	2	2	1	0	0	0	0	0	18	28	18.00	3.000																	
Joe Hesketh, L ERA: (11, 1)	2.0	8	2	0	0	3	0	0	0	0	0	23	33	0.00	1.000																	
Jeff Parrett, R ERA: 1.8 (13, 1)	2.0	W	9	1	0	0	2	0	2	0	0	0	18	34	0.00	0.500																

Montreal Expos @ Houston Astros
Astrodome, Houston, TX
Sun May 01 1988, 4:33 AM EDT
Att. 26,231 - Dome - 70 F


AB 55
R 3
H 16
RBI 3
BB 7
SO 10
LOB 38



Batter	1	2	3	4	5	6	7	8	9	AB	R	H	RBI	BB	SO	LOB	TOP				
Tim Raines, S (1,7) OBP: 0.346, SLG: 0.419	L9			6-3			F7		HR	4	1	2	0	0	0	0					
Johnny Paredes, R (1,4) OBP: 0.444, SLG: 0.690	6-3			F3			B3-1		G4-3	4	0	0	0	0	0	0					
Hubie Brooks, R (1,9) OBP: 0.228, SLG: 0.363	K			F7			L3			3	0	0	0	0	1	0					
Tim Wallach, R (1,5) OBP: 0.269, SLG: 0.352		G4-3			L6				1-3	3	0	0	0	0	0	0					
Andres Galarraga, R (1,3) OBP: 0.370, SLG: 0.628		6-3			K				L7	3	0	0	0	0	1	0					
Mitch Webster, S (1,8) OBP: 0.352, SLG: 0.364		4-3			L9				4-3	3	0	0	0	0	0	0					
Mike Fitzgerald, R (1,2) OBP: 0.375, SLG: 0.314			G5-3			F7			6-3	3	0	0	0	0	0	0					
Tom Foley, L (1,6) OBP: 0.220, SLG: 0.268			F7			F8			F8	3	0	0	0	0	0	0					
Pascual Perez, R (1,1) Wallace Johnson, S (9,PH) OBP: 0.455, SLG: 0.400			B1-3			K			HR	2	0	0	0	0	1	0					
Inning Stats	R: 0 E: 0 K: 1 S: 5	H: 0 LOB: 0 BB: 0 P: 10	R: 0 E: 0 K: 0 S: 9	H: 0 LOB: 0 BB: 0 P: 12	R: 0 E: 0 K: 0 S: 5	H: 0 LOB: 0 BB: 0 P: 7	R: 0 E: 0 K: 0 S: 6	H: 0 LOB: 0 BB: 0 P: 8	R: 0 E: 0 K: 1 S: 7	H: 0 LOB: 0 BB: 0 P: 11	R: 0 E: 0 K: 0 S: 7	H: 0 LOB: 0 BB: 0 P: 10	R: 0 E: 0 K: 0 S: 7	H: 0 LOB: 0 BB: 0 P: 12	R: 2 E: 0 K: 0 S: 17	H: 2 LOB: 0 BB: 0 P: 26	1B: 1 2B: 0 3B: 0 HR: 1	SF: 0 SAC: 0 DP: 0 HBP: 0	WP: 0 PB: 0 CS: 0	PA: 29	
PITCHER	IP	WLS	BF	H	R	ER	SO	BB	IBB	HBP	BLK	WP	HR	S	P	ERA	WHIP				
Ron Robinson, R (1,1) ERA: 3.52	8.2	W	28	2	2	2	3	0	0	0	0	0	1	67	103	2.08	0.231				
John Franco, L (9,1) ERA:	0.1	S	1	0	0	0	0	0	0	0	0	0	0	3	4	0.00	0.000				

Montreal Expos @ Cincinnati Reds
Riverfront Stadium, Cincinnati, OH
Mon May 02 1988, 7:05 PM EDT
Att: 15,107 - Unknown


AB	29
R	2
H	2
RBI	2
BB	0
SO	3
LOB	0



Batter	1	2	3	4	5	6	7	8	9	AB	R	H	RBI	BB	SO	LOB	BOTTOM				
Barry Larkin, R (1,6) OBP: 0.336, SLG: 0.448	L5-3 1B		5-3		F7			G4-3		4	0	1	0	0	0	0					
Chris Sabo, R (1,5) OBP: 0.300, SLG: 0.536	L5-3 1-2		K			HR		6-3		4	1	1	1	0	1	1					
Kal Daniels, L (1,7) OBP: 0.402, SLG: 0.513	HR			1B BB		G5-4-3 BB				1	2	1	1	2	0	0					
Eric Davis, R (1,8) OBP: 0.306, SLG: 0.264	1-3			1B		G5-4-3 1-2				3	0	1	1	0	0	1					
Nick Esasky, R (1,3) OBP: 0.365, SLG: 0.479		G4-3			G6-4-3 BB		F9			2	0	0	0	1	0	0					
Paul O'Neill, L (1,9) OBP: 0.274, SLG: 0.286		K			F7		K			3	0	0	0	0	2	2					
Bo Diaz, R (1,2) OBP: 0.238, SLG: 0.405		WP BLK 1B			G6-4-3 1-2		5-3			3	0	1	0	0	0	2					
Jeff Treadway, L (1,4) OBP: 0.297, SLG: 0.364		G5-3			G6-3		L3			3	0	0	0	0	0	1					
Ron Robinson, R (1,1) John Franco, L (9,1)			6-3		G6-3		K			3	0	0	0	0	1	0					
Inning Stats	R: 1 E: 0 K: 0 S: 8	H: 2 LOB: 0 BB: 0 P: 13	R: 0 E: 0 K: 1 S: 9	H: 1 LOB: 1 BB: 0 P: 13	R: 0 E: 0 K: 1 S: 8	H: 0 LOB: 0 BB: 0 P: 12	R: 1 E: 0 K: 0 S: 8	H: 1 LOB: 1 BB: 2 P: 16	R: 0 E: 0 K: 0 S: 6	H: 0 LOB: 0 BB: 0 P: 8	R: 1 E: 0 K: 0 S: 5	H: 1 LOB: 0 BB: 1 P: 12	R: 0 E: 0 K: 1 S: 9	H: 0 LOB: 0 BB: 0 P: 12	R: 0 E: 0 K: 1 S: 7	H: 0 LOB: 0 BB: 0 P: 9	1B: 3 2B: 1 3B: 0 HR: 2	SF: 0 SAC: 0 DP: 3 HBP: 0	WP: 1 PB: 0 CS: 0	PA: 29	
PITCHER	IP	WLS	BF	H	R	ER	SO	BB	IBB	HBP	BLK	WP	HR	S	P	ERA	WHIP				
Pascual Perez, R (1,1) ERA: 1.96	8.0	L	29	5	3	3	4	3	0	0	1	1	2	60	95	3.38	1.000				

Montreal Expos @ Cincinnati Reds
Riverfront Stadium, Cincinnati, OH
Mon May 02 1988, 7:05 PM EDT
Att: 15,107 - Unknown

AB	26
R	3
H	5
RBI	3
BB	3
SO	4
LOB	7



Batter	1	2	3	4	5	6	7	8	9	AB	R	H	RBI	BB	SO	LOB	TOP					
Dion James, L (1, 8) OBP: 0.358, SLG: 0.279	4-2 BB		F8			F7			BB 5-3 1B	3	0	1	0	1	0	0						
Andres Thomas, R (1, 6) OBP: 0.233, SLG: 0.306	1-0 G6-4-3			5-3		K			F8	4	0	0	0	0	1	2						
Dale Murphy, R (1, 9) OBP: 0.337, SLG: 0.414	0-0 F9			1B	2B		F4		5-3	4	1	1	0	0	0	1						
Ken Griffey, L (1, 7) OBP: 0.245, SLG: 0.244		0-0 FC5-4 1B		FC5-4 1B			F1B CS 1B		BB	3	0	3	1	1	0	0						
Gerald Perry, L (1, 3) OBP: 0.284, SLG: 0.278	0-2 FC5-4 BLK			FC5-4 CS			E9 CS 1B		BB	3	0	1	0	1	0	2						
Ozzie Virgil, R (1, 2) OBP: 0.238, SLG: 0.373	1-2 4-3			CS		K			BB	3	0	0	0	0	2	3						
Ted Simmons, S (9, PH) OBP: 0.286, SLG: 0.421	1-3 4-3			1-2 CS		K			BB	1	0	0	0	0	0	3						
Ken Oberkfell, L (1, 5) OBP: 0.316, SLG: 0.299	0-0 L5					F7			F6	3	0	0	0	0	0	1						
Ron Gant, R (1, 4) OBP: 0.213, SLG: 0.364						F7			K	3	0	0	0	0	2	0						
Rick Mahler, R (1, 1) OBP: 0.422, SLG: 0.370						F9			4-3	2	0	0	0	0	0	0						
Albert Hall, S (8, PH) OBP: 1.000, SLG: 1.000						F2				1	0	0	0	0	0	0						
Jim Acker, R (8, 1) OBP: 1.000, SLG: 1.000										0	0	0	0	0	0	0						
Inning Stats	R: 0 E: 0 K: 0 S: 7	H: 0 LOB: 0 BB: 1 P: 12	R: 0 E: 0 K: 0 S: 8	H: 1 LOB: 1 BB: 0 P: 9	R: 0 E: 0 K: 1 S: 7	H: 0 LOB: 0 BB: 0 P: 12	R: 1 E: 0 K: 0 S: 6	H: 2 LOB: 0 BB: 0 P: 7	R: 0 E: 0 K: 1 S: 7	H: 0 LOB: 0 BB: 0 P: 11	R: 0 E: 0 K: 1 S: 10	H: 0 LOB: 0 BB: 0 P: 15	R: 0 E: 1 K: 1 S: 8	H: 2 LOB: 1 BB: 0 P: 12	R: 0 E: 0 K: 1 S: 7	H: 0 LOB: 0 BB: 0 P: 10	R: 0 E: 0 K: 0 S: 12	H: 1 LOB: 3 BB: 2 P: 24	1B: 5 2B: 1 3B: 0 HR: 0	SF: 0 SAC: 0 DP: 1 HBP: 0	WP: 0 PB: 0 SB: 0 CS: 3	PA: 34
PITCHER	IP	WLS	BF	H	R	ER	SO	BB	IBB	HBP	BLK	WP	HR	S	P	ERA	WHIP					
Bryn Smith, R (1, 1) ERA: 3.94	7.0	W	24	5	1	1	4	1	0	0	1	0	0	53	78	1.29	0.857					
Andy McCaffigan, R (8, 1) ERA: 3.22	1.2		8	1	0	0	1	2	0	0	0	0	0	17	31	0.00	1.800					
Jeff Parrett, R (9, 1) ERA: 1.47	0.1	S	1	0	0	0	0	0	0	0	0	0	0	2	3	0.00	0.000					

Atlanta Braves @ Montreal Expos
Olympic Stadium, Montreal, QB
Thu May 05 1988, 7:05 PM EDT
Att: 10,686 - Dome

AB 30
R 1
H 6
RBI 1
BB 3
SO 5
LOB 12



Batter	1	2	3	4	5	6	7	8	9	AB	R	H	RBI	BB	SO	LOB	BOTTOM					
Tim Raines, S (1, 7) OBP: 0.369, SLG: 0.443	1-1 1B S FC6-4 1B		L9-3 1B		3-1		1-2 1B			4	1	3	0	0	0	0						
Johnny Paredes, R (1, 4) OBP: 0.333, SLG: 0.357	1-3 K		L9-3 1-2			B1-3	F3			4	0	0	0	0	1	4						
Hubie Brooks, R (1, 9) OBP: 0.262, SLG: 0.377	2-2 FC6-4 1-3 1B		1-0 1B			K			K	4	0	2	0	0	2	0						
Tim Wallach, R (1, 5) OBP: 0.269, SLG: 0.327	0-2 FC6-4 1-2 3-H		1-0 5-3			FC5-4 1B			K	4	0	1	1	0	1	2						
Andres Galarraga, R (1, 3) OBP: 0.383, SLG: 0.624	2-3 K			FC1-5 4-3 1B		FC5-4 1-2			HR 1B	4	1	2	0	0	1	2						
Jeff Reed, L (1, 2) OBP: 0.377, SLG: 0.333		1-2 6-3					2-1 E9 4-3 1B		HR	3	0	0	0	0	0	1						
Mitch Webster, S (7, PR) OBP: 0.350, SLG: 0.345				4-3					HR	0	1	0	0	0	0	0						
Mike Fitzgerald, R (8, 2) OBP: 0.409, SLG: 0.405				1-2					HR	1	1	1	2	0	0	0						
Herm Winningham, L (1, 8) OBP: 0.464, SLG: 0.375		3-2 1B		FC1-5 CS		4-3			1B	4	0	2	0	0	0	2						
Luis Rivera, R (1, 6) OBP: 0.216, SLG: 0.264		0-3 K		CS		F9			K	2	0	0	0	0	1	1						
Wallace Johnson, S (7, PH) OBP: 0.117, SLG: 0.364				1-2						1	0	0	0	0	0	2						
Tom Foley, L (8, 6) OBP: 0.234, SLG: 0.244				1-2					K	1	0	0	0	0	1	1						
Bryn Smith, R (1, 1) ERA: 4.4		0-0 F2								2	0	0	0	0	1	1						
Graig Nettles, L (7, PH) OBP: 0.250, SLG: 0.455										1	0	1	1	0	0	0						
Pascual Perez, R (7, PR) OBP: 0.250, SLG: 0.455										0	0	0	0	0	0	0						
Andy McCaffigan, R (8, 1) ERA: 8.1										0	0	0	0	0	0	0						
Jeff Parrett, R (9, 1) ERA: 8.1										0	0	0	0	0	0	0						
Inning Stats	R: 1 E: 0 K: 2 S: 17	H: 2 LOB: 1 BB: 0 P: 23	R: 0 E: 0 K: 1 S: 12	H: 1 LOB: 0 BB: 0 P: 16	R: 0 E: 0 K: 0 S: 9	H: 2 LOB: 1 BB: 0 P: 15	R: 0 E: 0 K: 0 S: 5	H: 1 LOB: 0 BB: 0 P: 9	R: 0 E: 0 K: 1 S: 7	H: 0 LOB: 0 BB: 0 P: 10	R: 0 E: 0 K: 1 S: 6	H: 1 LOB: 1 BB: 0 P: 10	R: 1 E: 1 K: 0 S: 15	H: 2 LOB: 2 BB: 0 P: 23	R: 2 E: 0 K: 3 S: 13	H: 3 LOB: 1 BB: 0 P: 20	1B: 11 2B: 1 3B: 0 HR: 1	SF: 0 SAC: 0 DP: 1 HBP: 0	WP: 0 PB: 0 SB: 1 CS: 1	PA: 36		
PITCHER	IP	WLS	BF	H	R	ER	SO	BB	IBB	HBP	BLK	WP	HR	S	P	ERA	WHIP					
Rick Mahler, R (1, 1) ERA: 4.4	7.0	L	29	9	2	1	5	0	0	0	0	0	1	71	106	1.29	1.286					
Jim Acker, R (8, 1) ERA: 8.1	1.0		6	3	2	2	3	0	0	0	0	0	1	13	20	18.00	3.000					

Atlanta Braves @ Montreal Expos
Olympic Stadium, Montreal, QB
Thu May 05 1988, 7:05 PM EDT
Att: 10,686 - Dome

AB 35
R 4
H 12
RBI 4
BB 0
SO 8
LOB 16



Batter	1	2	3	4	5	6	7	8	9	10	11	AB	R	H	RBI	BB	SO	LOB	TOP						
Gerald Young, S OBP: 0.314, SLG: 0.288 (1, 8)	L7		F9		G6-4-3			FC5-4 F8 1B			G5	5	0	1	0	1	0	3							
Billy Hatcher, R OBP: 0.333, SLG: 0.373 (1, 7)	P2			2B SF8 1B				F8	1-2 2-3	1-3		4	1	1	0	1	0	4							
Bill Doran, S OBP: 0.344, SLG: 0.284 (1, 4)	P3			6-3 1-3 2B				F9	1-2	FC5-4 IBB		4	0	1	0	1	0	1							
Glenn Davis, R OBP: 0.368, SLG: 0.556 (1, 3)		P5		SF8				P2		FC5-4		4	0	0	2	0	0	2							
Kevin Bass, S OBP: 0.259, SLG: 0.439 Dave Smith, R (8, 1)		1-0		6-3								4	2	2	2	0	0	3							
Craig Reynolds, L OBP: 0.310, SLG: 0.231 Ernie Camacho, R (10, PH)		HR		2-3				HR				0	0	0	0	0	0	0							
Rafael Ramirez, R OBP: 0.240, SLG: 0.347 (1, 6)		E8		G1-4-3				FC6-4 BB				3	0	0	0	2	0	0							
Alan Ashby, S OBP: 0.314, SLG: 0.403 (1, 2)		G1-4-3		1-2				G5-4-3				5	1	1	1	0	0	4							
Chuck Jackson, R OBP: 0.273, SLG: 0.275 Denny Walling, L OBP: 0.353, SLG: 0.468 (9, PH)			G3		F9			F9				3	0	0	0	0	0	0							
Mike Scott, R OBP: 0.159, SLG: 0.158 Juan Agosto, L (6, 1)			K									2	0	1	0	0	1	0							
Jim Pankovits, R OBP: 0.391, SLG: 0.400 Terry Puhl, L OBP: 0.379, SLG: 0.261 (8, PH)					G6-4-3			F8 FC5-4 2B				1	1	1	0	0	0	0							
Inning Stats	R: 0 E: 0 K: 0 S: 5	H: 0 LOB: 0 BB: 0 P: 7	R: 1 E: 1 K: 0 S: 8	H: 1 LOB: 0 BB: 0 P: 11	R: 0 E: 0 K: 1 S: 5	H: 0 LOB: 0 BB: 0 P: 8	R: 1 E: 0 K: 0 S: 10	H: 2 LOB: 2 BB: 1 P: 18	R: 0 E: 0 K: 0 S: 7	H: 1 LOB: 0 BB: 0 P: 11	R: 1 E: 0 K: 0 S: 6	H: 1 LOB: 0 BB: 1 P: 12	R: 1 E: 0 K: 0 S: 9	H: 2 LOB: 2 BB: 1 P: 16	R: 1 E: 0 K: 0 S: 9	H: 2 LOB: 2 BB: 1 P: 18	R: 0 E: 0 K: 0 S: 4	H: 0 LOB: 0 BB: 0 P: 10	R: 0 E: 0 K: 0 S: 7	H: 0 LOB: 2 BB: 2 P: 18	1B: 4 2B: 2 3B: 0 HR: 3	SF: 1 SAC: 0 DP: 3 HBP: 0	WP: 0 PB: 0 SB: 1 CS: 1	PA: 46	
PITCHER	IP	WLS	BF	H	R	ER	SO	BB	IBB	HBP	BLK	WP	HR	S	P	ERA	WHIP								
Neal Heaton, L ERA: 6.06 (1, 1)	6.0		24	5	3	3	0	0	0	0	0	0	0	7	15	6.75	1.500								
Joe Hesketh, L ERA: 2.08 (7, 1)	1.1		6	2	1	1	0	0	1	0	0	0	0	7	15	6.75	1.500								
Tim Burke, R ERA: 3.05 (8, 1)	2.2		11	2	1	1	0	0	1	0	0	0	1	17	33	3.38	0.750								
Bob McClure, L ERA: 7.36 (11, 1)	1.0	W	5	0	0	0	0	2	0	0	0	0	0	7	18	0.00	2.000								

Houston Astros @ Montreal Expos
Olympic Stadium, Montreal, QB
Fri May 06 1988, 7:05 PM EDT
Att: 16,572 - Dome

AB 38
R 5
H 9
RBI 5
BB 7
SO 1
LOB 17



Batter	1	2	3	4	5	6	7	8	9	10	11	AB	R	H	RBI	BB	SO	LOB	BOTTOM							
Tim Raines, S OBP: 0.375, SLG: 0.436 (1, 7)	F8		FC4-6					P3			1-2	4	0	1	1	2	0	1								
Johnny Paredes, R OBP: 0.314, SLG: 0.333 Graig Nettles, L OBP: 0.231, SLG: 0.417 Luis Rivera, R OBP: 0.211, SLG: 0.257 (5, PH)	F9			K	F7			F8		G6-4-3		2	0	0	0	0	1	0								
Hubie Brooks, R OBP: 0.270, SLG: 0.382 Tim Burke, R (8, 1)		K										2	0	0	0	0	0	3								
Wallace Johnson, S OBP: 0.462, SLG: 0.417 Bob McClure, R (11, 1)				CS 1B		2B 1B		4-3				4	1	2	0	0	1	0								
Tim Wallach, R OBP: 0.265, SLG: 0.330 (1, 5)		K		K		1B 2B		L7		G5-4-3		5	0	1	0	0	2	2								
Andres Galarraga, R OBP: 0.394, SLG: 0.623 (1, 3)		4-3			K2-3	BLK 1B						5	2	2	1	0	2	0								
Jeff Reed, L OBP: 0.394, SLG: 0.411 (1, 2)		K			1B 1B	FC3-5-2-6 BLK SF7 1B						5	3	3	1	0	1	2								
Herm Wingham, L OBP: 0.485, SLG: 0.370 (1, 8)					1-3	1B 1B		4-3				3	0	1	0	2	0	1								
Tom Foley, L OBP: 0.291, SLG: 0.245 (6, 4)					L4	SH1-4 1B		SF7		G3		4	0	1	2	0	1	3								
Neal Heaton, L OBP: 0.400, SLG: 0.400 Joe Hesketh, R (7, 1)						SH1-4 1B						2	0	1	0	0	1	1								
Mitch Webster, S OBP: 0.353, SLG: 0.341 (8, 9)					FC4-6 1B			K		6-3		1	0	0	0	0	0	0								
Inning Stats	R: 0 E: 0 K: 1 S: 10	H: 0 LOB: 0 BB: 0 P: 17	R: 0 E: 0 K: 2 S: 10	H: 0 LOB: 0 BB: 0 P: 14	R: 0 E: 0 K: 0 S: 10	H: 1 LOB: 1 BB: 0 P: 13	R: 0 E: 0 K: 2 S: 10	H: 1 LOB: 1 BB: 0 P: 14	R: 1 E: 0 K: 1 S: 15	H: 3 LOB: 3 BB: 1 P: 28	R: 3 E: 0 K: 1 S: 16	H: 3 LOB: 1 BB: 1 P: 26	R: 0 E: 0 K: 0 S: 4	H: 0 LOB: 0 BB: 0 P: 7	R: 1 E: 0 K: 0 S: 8	H: 2 LOB: 1 BB: 0 P: 13	R: 0 E: 0 K: 0 S: 6	H: 0 LOB: 0 BB: 1 P: 11	R: 0 E: 0 K: 1 S: 9	H: 1 LOB: 0 BB: 0 P: 14	R: 1 E: 0 K: 1 S: 11	H: 2 LOB: 3 BB: 2 P: 23	1B: 9 2B: 3 3B: 1 HR: 0	SF: 1 SAC: 1 DP: 2 HBP: 0	WP: 0 PB: 0 SB: 0 CS: 1	PA: 46
PITCHER	IP	WLS	BF	H	R	ER	SO	BB	IBB	HBP	BLK	WP	HR	S	P	ERA	WHIP									
Mike Scott, R ERA: 2.08 (6, 1)	5.1		25	8	4	4	6	0	0	0	0	0	0	64	103	6.75	1.500									
Juan Agosto, L ERA: 1.54 Dave Smith, R ERA: 2.45 Ernie Camacho, R ERA: 6.75 (10, 1)	1.2		5	0	0	0	1	0	0	0	0	0	0	11	16	0.00	0.000									
	2.0		8	2	1	1	0	1	0	0	0	0	0	14	24	4.50	1.500									
	1.1	L	8	3	1	1	2	2	0	0	0	0	0	20	37	6.75	3.750									

Houston Astros @ Montreal Expos
Olympic Stadium, Montreal, QB
Fri May 06 1988, 7:05 PM EDT
Att: 16,572 - Dome

AB 39
R 6
H 13
RBI 5
BB 5
SO 9
LOB 14



Batter	1	2	3	4	5	6	7	8	9	AB	R	H	RBI	BB	SO	LOB	TOP											
Gerald Young, S OBP: 0.312, SLG: 0.287 (1, 8)	1-3 K			0-0 G3		2-3 K		2-0 F8 1B		4	0	1	1	0	2	0	Houston Astros @ Montreal Expos Olympic Stadium, Montreal, QB Sat May 07 1988, 3:33 AM EDT Att: 12,661 - Dome											
Terry Puhl, L OBP: 0.375, SLG: 0.269 Billy Hatcher, R OBP: 0.339, SLG: 0.379 (1, 7) (8, PH) (8, 7)	2-3 K			2-2 1B 5-3 1B		0-0 F8		0-0 1-2 2-H 1B		3	1	1	0	0	1	0												
Bill Doran, S OBP: 0.340, SLG: 0.282 (1, 4)	0-0 1-3			0-0 1-3 5-3 1B			3-2 4-3	0-0 F8		4	0	1	0	0	0	2												
Glenn Davis, R OBP: 0.364, SLG: 0.543 (1, 3)		1-0 G3		0-0 5-3			1-2 1B	0-3 K		4	0	1	1	0	1	3												
Kevin Bass, S OBP: 0.286, SLG: 0.419 (1, 9)		1-0 F9		1-0 G3			0-0 L8	1-1 F8		4	0	0	0	0	0	2												
Alan Ashby, S OBP: 0.311, SLG: 0.388 (1, 2)		3-2 6-3			0-0 P5		2-0 G3	4-0 BB		3	0	0	0	1	0	1												
Denny Walling, L OBP: 0.340, SLG: 0.449 Jim Pankovits, R OBP: 0.400, SLG: 0.381 (1, 5) (8, PH) (8, 5)			2-2 1-3		2-3 K			0-3 K2-3	4-2 BB	2	0	0	0	0	1	0												
Craig Reynolds, L OBP: 0.290, SLG: 0.214 Rafael Ramirez, R OBP: 0.245, SLG: 0.351 (1, 6) (8, PH) (8, 6)			0-1 G3		1-0 4-3			0-0 1B	0-2 G4-6-3	2	0	0	0	0	0	0												
Nolan Ryan, R OBP: 0.214, SLG: 0.154 Steve Henderson, R OBP: 0.368, SLG: 0.333 Jeff Heathcock, R (8, 1)			0-3 K			1-2 5-3		2-0 1B		2	0	0	0	0	1	0												
								1-2 1B		1	1	1	0	0	0	0												
Inning Stats	R: 0 E: 0 K: 2 S: 7	H: 0 LOB: 0 BB: 0 P: 10	R: 0 E: 0 K: 0 S: 5	H: 0 LOB: 0 BB: 0 P: 10	R: 0 E: 0 K: 1 S: 8	H: 2 LOB: 1 BB: 0 P: 10	R: 0 E: 0 K: 1 S: 5	H: 0 LOB: 0 BB: 0 P: 8	R: 0 E: 0 K: 0 S: 7	H: 1 LOB: 1 BB: 0 P: 15	R: 2 E: 0 K: 2 S: 11	H: 4 LOB: 2 BB: 0 P: 15	R: 0 E: 0 K: 0 S: 10	H: 0 LOB: 1 BB: 2 P: 18	1B: 7 2B: 0 3B: 0 HR: 0	SF: 0 SAC: 0 DP: 1 HBP: 0	WP: 0 PB: 0 SB: 0 CS: 0	PA: 35										
PITCHER	IP	WLS	BF	H	R	ER	SO	BB	IBB	HBP	BLK	WP	HR	S	P	ERA	WHIP											
Pascual Perez, R ERA: 1.87 Joe Hesketh, L ERA: 5.79 Jeff Parrett, R ERA: 1.35	(1, 1) (8, 1) (8, 1)	7.0 0.1 1.2	24 4 7	3 3 1	1 2 0	1 2 0	5 1 1	0 0 2	0 0 0	0 0 0	0 0 0	0 0 0	0 0 0	0 6 15	48 10 23	73 10 23	1.29 54.00 0.00	0.429 9.000 1.800										

AB	33
R	3
H	7
RBI	3
BB	2
SO	7
LOB	10



Batter	1	2	3	4	5	6	7	8	9	AB	R	H	RBI	BB	SO	LOB	BOTTOM										
Tim Raines, S OBP: 0.391, SLG: 0.465 (1, 7)	1-0 4-3 6-3 2B		2-1 S		2-2 6-3		4-0 1-2 2B		1-0 2B	4	2	3	1	1	0	0	Houston Astros @ Montreal Expos Olympic Stadium, Montreal, QB Sat May 07 1988, 3:33 AM EDT Att: 12,661 - Dome										
Mitch Webster, S OBP: 0.349, SLG: 0.330 (1, 8) (8, 9)	0-0 4-3		0-1 F7		4-2 S		0-3 K			3	0	0	0	1	1	4											
Hubie Brooks, R OBP: 0.270, SLG: 0.386 Joe Hesketh, R OBP: 0.368, SLG: 0.333 Jeff Parrett, R (8, 1)	1-1 6-3		2-2 5-3		3-3 K		0-1 1B			4	0	1	3	0	1	2											
Tim Wallach, R OBP: 0.282, SLG: 0.339 (1, 5)	0-3 K			1-0 1B		0-1 FC6-4		1-0 HBP		3	0	2	0	0	1	0											
Andres Galarraga, R OBP: 0.388, SLG: 0.615 (1, 3)		3-0 1-3 HBP		1-1 FC5		1-1 FC6-4		3-3 K		3	0	1	0	0	1	3											
Mike Fitzgerald, R OBP: 0.375, SLG: 0.366 (1, 2)		0-3 K		1-1 FC5		0-0 F7		3-3 K		4	0	0	0	0	2	4											
Tom Foley, L OBP: 0.214, SLG: 0.226 (1, 6)	1-0 1-2		1-0 K		1-0 F9		1-1 1-3			4	0	0	0	0	1	4											
Johnny Paredes, R OBP: 0.282, SLG: 0.294 (1, 4)		2-2 4-3		1-1 G3		2-2 5-3		1-3 K		4	0	0	0	0	1	3											
Pascual Perez, R Herm Winningham, L OBP: 0.514, SLG: 0.429 (1, 1) (7, PH) (8, 8)			0-1 6-3		0-3 K		4-2 S		0-0 2B	2	0	0	0	0	1	0											
								0-0 2B		1	2	1	0	1	0	0											
Inning Stats	R: 1 E: 0 K: 1 S: 7	H: 1 LOB: 0 BB: 0 P: 9	R: 0 E: 0 K: 1 S: 7	H: 0 LOB: 1 BB: 0 P: 13	R: 0 E: 0 K: 1 S: 9	H: 1 LOB: 1 BB: 0 P: 13	R: 0 E: 0 K: 1 S: 10	H: 2 LOB: 2 BB: 0 P: 16	R: 0 E: 0 K: 2 S: 12	H: 0 LOB: 1 BB: 1 P: 21	R: 0 E: 0 K: 0 S: 6	H: 1 LOB: 1 BB: 0 P: 8	R: 2 E: 0 K: 2 S: 15	H: 1 LOB: 2 BB: 2 P: 29	R: 0 E: 0 K: 2 S: 9	H: 0 LOB: 0 BB: 0 P: 14	R: 1 E: 0 K: 0 S: 2	H: 2 LOB: 1 BB: 0 P: 3	1B: 4 2B: 4 3B: 0 HR: 0	SF: 0 SAC: 0 DP: 0 HBP: 2	WP: 0 PB: 0 SB: 4 CS: 0	PA: 37					
PITCHER	IP	WLS	BF	H	R	ER	SO	BB	IBB	HBP	BLK	WP	HR	S	P	ERA	WHIP										
Nolan Ryan, R ERA: 3.75 Jeff Heathcock, R ERA: 2.35	(1, 1) (8, 1)	7.0 1.0	32 5	6 2	3 1	3 1	3 2	0 0	0 0	0 0	0 0	0 0	0 0	66 11	109 17	3.86 9.00	1.143 2.000										

AB	32
R	4
H	8
RBI	4
BB	3
SO	9
LOB	20



Batter	1	2	3	4	5	6	7	8	9	AB	R	H	RBI	BB	SO	LOB	TOP					
Gerald Young, S (1, 8) OBP: 0.315, SLG: 0.292	2-1 4-3			1-0 6-3		1-0 1B		1-2 1B		5	1	2	1	0	0	3	Houston Astros @ Montreal Expos Olympic Stadium, Montreal, QB Sun May 08 1988, 3:33 AM EDT Att: 14,873 - Dome					
Billy Hatcher, R (1, 7) OBP: 0.342, SLG: 0.380	3-2 F7			2-2 L8		1-0 1B	0-0 1B	0-3 1B		5	2	2	1	0	1							
Bill Doran, S (1, 4) OBP: 0.333, SLG: 0.278	3-3 K			1-0 3-1		1-0 1B	3-2 P3			5	1	1	0	0	1							
Glenn Davis, R (1, 3)		2-2 3-1			1-2 2B	0-2 2B	2-2 F9			5	2	2	1	0	0	2						
Kevin Bass, S (1, 9) OBP: 0.281, SLG: 0.407		3-3 K			3-3 K	1-3 K	1-0 1B			5	0	1	1	0	4	4						
Denny Walling, L (1, 5) OBP: 0.345, SLG: 0.453		0-1 4-3			0-0 2B	4-0 IBB	0-3 1B			4	0	1	1	1	1	2						
Rafael Ramirez, R (1, 6) OBP: 0.295, SLG: 0.354			3-1 P5		1-0 HBP	1-2 SF8		0-2 1B		2	1	1	1	0	0	0						
Mark Bailey, S (1, 2) OBP: 0.286, SLG: 0.130			2-3 K		2-3 K	4-2 BB		0-3 1B		3	0	0	0	1	3	3						
Bob Knepper, L (1, 1) Ernie Camacho, R (8, 1)			1-3 K		2-0 F7	4-1 BB		2-2 4-3		3	0	0	1	1	1	3						
					1-2 2-3	1-2 2-3		1-3 1B		0	0	0	0	0	0	0						
Inning Stats	R: 0 E: 0 K: 1 S: 10	H: 0 LOB: 0 BB: 0 P: 18	R: 0 E: 0 K: 1 S: 10	H: 0 LOB: 0 BB: 0 P: 15	R: 0 E: 0 K: 2 S: 8	H: 0 LOB: 0 BB: 0 P: 14	R: 0 E: 0 K: 0 S: 6	H: 0 LOB: 0 BB: 0 P: 10	R: 1 E: 0 K: 2 S: 14	H: 2 LOB: 2 BB: 0 P: 23	R: 4 E: 1 K: 1 S: 19	H: 3 LOB: 3 BB: 3 P: 39	R: 1 E: 0 K: 1 S: 13	H: 2 LOB: 1 BB: 0 P: 19	R: 1 E: 0 K: 2 S: 15	H: 2 LOB: 1 BB: 0 P: 18	R: 0 E: 0 K: 1 S: 14	H: 1 LOB: 1 BB: 0 P: 19	1B: 8 2B: 2 3B: 0 HR: 0	SF: 1 SAC: 0 DP: 0 HBP: 1	WP: 2 PB: 0 SB: 5 CS: 0	PA: 42
PITCHER	IP WLS BF H R ER SO BB IBB HBP BLK WP HR S P ERA WHIP																					
Floyd Youmans, R (1, 1) ERA: 5.24	5.2 L 27 5 5 3 7 2 1 1 0 2 0 65 116 4.76 1.235																					
Bob McClure, L (6, 1) ERA: 7.2	1.1 6 2 1 1 1 0 0 0 1 0 0 15 22 6.75 1.500																					
Andy McGaffigan, R (8, 1) ERA: 3.33	2.0 9 3 1 1 3 0 0 0 0 0 0 29 37 4.50 1.500																					

Batter	1	2	3	4	5	6	7	8	9	AB	R	H	RBI	BB	SO	LOB	BOTTOM			
Johnny Paredes, R (1, 4) OBP: 0.279, SLG: 0.270	4-2 BB		2-0 L6		3-2 P6		0-0 FC6-4			3	0	0	0	1	0	4	Houston Astros @ Montreal Expos Olympic Stadium, Montreal, QB Sun May 08 1988, 3:33 AM EDT Att: 14,873 - Dome			
Mitch Webster, S (1, 8) OBP: 0.355, SLG: 0.337	0-0 L9		1-3 K		0-2 1B			2-0 1B		4	0	2	0	0	1	1				
Hubie Brooks, R (1, 9) OBP: 0.277, SLG: 0.379	4-0 BB			4-0 BB		1-1 L9		1-0 G5-4-3		2	0	0	0	2	0	2				
Tim Wallach, R (1, 5) OBP: 0.281, SLG: 0.336	2-2 G5-4-3			1-0 G5-4-3		0-1 1B		3-0 6-3		4	0	1	0	0	0	3				
Andres Galarraga, R (1, 3) OBP: 0.392, SLG: 0.619		0-1 1B		3-1 P3		1-1 G4-6-3			1-1 G5-4-3	4	2	2	0	0	0	2				
Mike Fitzgerald, R (1, 2) OBP: 0.385, SLG: 0.349		0-3 K			4-2 BB		1-0 6-3		4-2 BB	2	0	0	0	2	1	1				
Dave Engle, R (1, 7) OBP: 0.353, SLG: 0.333		1-0 1B			4-2 BB		1-0 1B		1-1 G5-4-3	3	0	2	1	1	0	2				
Luis Rivera, R (1, 6) OBP: 0.213, SLG: 0.256		3-1 G5-4-3			0-0 F8		1-0 1B		2-1 5-3	4	0	1	0	0	0	3				
Floyd Youmans, R (1, 1) Bob McClure, R (6, 1)			2-2 6-3		1-3 K		1-3 K			2	0	0	0	0	1	2				
Wallace Johnson, S (7, PH) Andy McGaffigan, R (8, 1)										1	0	0	0	0	1	2				
										0	0	0	0	0	0	0				
										0	0	0	0	0	0	0				
Inning Stats	R: 0 E: 0 K: 0 S: 8	H: 0 LOB: 1 BB: 2 P: 17	R: 1 E: 0 K: 1 S: 8	H: 2 LOB: 0 BB: 0 P: 12	R: 0 E: 0 K: 1 S: 7	H: 0 LOB: 0 BB: 0 P: 12	R: 0 E: 0 K: 0 S: 3	H: 0 LOB: 0 BB: 1 P: 11	R: 0 E: 0 K: 1 S: 9	H: 2 LOB: 1 BB: 0 P: 11	R: 0 E: 0 K: 1 S: 7	H: 2 LOB: 2 BB: 0 P: 11	R: 0 E: 0 K: 0 S: 3	H: 1 LOB: 0 BB: 0 P: 9	R: 1 E: 0 K: 0 S: 9	H: 1 LOB: 0 BB: 1 P: 17	1B: 7 2B: 1 3B: 0 HR: 0	SF: 0 SAC: 0 DP: 6 HBP: 0	WP: 2 PB: 0 SB: 0 CS: 0	PA: 35
PITCHER	IP WLS BF H R ER SO BB IBB HBP BLK WP HR S P ERA WHIP																			
Bob Knepper, L (1, 1) ERA: 0.77	7.0 W 29 7 1 1 4 5 0 0 0 1 0 57 103 1.29 1.714																			
Ernie Camacho, R (8, 1) ERA: 6.39	2.0 6 1 1 1 0 1 0 0 0 1 0 11 23 4.50 1.000																			

AB	37
R	7
H	10
RBI	7
BB	3
SO	11
LOB	19



AB	29
R	2
H	8
RBI	1
BB	6
SO	4
LOB	22



Batter	1	2	3	4	5	6	7	8	9	AB	R	H	RBI	BB	SO	LOB	TOP					
Tim Raines, S OBP: 0.378, SLG: 0.444 (1, 7)	3-1 E6 WP BB 2B		0-0 3B		1-1 F7		2-0 F7		2-0 F7	5	1	1	0	0	0	0						
Johnny Paredes, R OBP: 0.351, SLG: 0.319 Luis Rivera, R OBP: 0.224, SLG: 0.268 (7, FR)	4-1 SAFE SAFE SAFE WP 2B BB		2-0 5-3		4-1 PB S BB		2-0 FC5 1B HBP		1-0 F8	1	1	0	0	2	0	1						
Hubie Brooks, R OBP: 0.284, SLG: 0.405 (1, 9)	3-2 1-H 2-H 2B		0-3 K		1-1 F3		1-0 1B		0-3 K	5	0	2	2	0	2	2						
Graig Nettles, L OBP: 0.294, SLG: 0.400 Dave Engle, R OBP: 0.366, SLG: 0.313 (7, PH)	0-0 F6		4-0 FC5-4 BB		2-1 F6		0-0 FC5 2-3f			2	0	0	0	1	0	2						
Andres Galarraga, R OBP: 0.381, SLG: 0.579 (1, 3)	0-1 1-3		2-1 FC5-4 1-2f						1-3 K	4	0	1	0	0	1	3						
Mitch Webster, S OBP: 0.361, SLG: 0.340 (1, 8)	0-0 F2				4-2 CS 4-3 BB		0-0 F7		0-1 WP 1B	3	0	1	0	1	0	2						
Jeff Reed, L OBP: 0.384, SLG: 0.387 (1, 2)			0-0 G3		1-2 SAFE SAFE SAFE 4-3		2-0 F8		4-0 1B BB	3	0	0	0	1	0	2						
Tom Foley, L OBP: 0.231, SLG: 0.230 (1, 6)			0-1 3-1		4-0 2-3 BB		0-0 L4		1-3 K	3	0	0	0	1	1	3						
Neal Heaton, L OBP: 0.296, SLG: 0.386 Andy McCaffigan, R OBP: 0.249, SLG: 0.387 Herm Winningham, L OBP: 0.249, SLG: 0.387 Jeff Parrett, R OBP: 0.249, SLG: 0.387 Wallace Johnson, S OBP: 0.249, SLG: 0.387 Tim Burke, R OBP: 0.249, SLG: 0.387 (8, PH)			2-2 G3		1-1 4-3				1-1 5-3	2	0	0	0	0	0	1						
Inning Stats	R: 2 E: 1 K: 0 S: 10	H: 1 LOB: 1 BB: 1 P: 20	R: 0 E: 0 K: 0 S: 6	H: 0 LOB: 0 BB: 0 P: 8	R: 0 E: 0 K: 1 S: 7	H: 1 LOB: 2 BB: 1 P: 15	R: 0 E: 0 K: 0 S: 8	H: 0 LOB: 1 BB: 1 P: 18	R: 0 E: 0 K: 0 S: 5	H: 1 LOB: 1 BB: 0 P: 8	R: 0 E: 0 K: 0 S: 4	H: 1 LOB: 2 BB: 0 P: 9	R: 0 E: 0 K: 2 S: 11	H: 1 LOB: 2 BB: 1 P: 18	R: 0 E: 0 K: 1 S: 6	H: 0 LOB: 0 BB: 0 P: 9	1B: 3 2B: 1 3B: 1 HR: 0	SF: 0 SAC: 0 DP: 0 HBP: 1	WP: 2 PB: 1 SB: 1 CS: 1	PA: 39		
PITCHER	IP WLS BF H R ER SO BB IBB HBP BLK WP HR S P ERA WHIP	IP WLS BF H R ER SO BB IBB HBP BLK WP HR S P ERA WHIP	IP WLS BF H R ER SO BB IBB HBP BLK WP HR S P ERA WHIP	IP WLS BF H R ER SO BB IBB HBP BLK WP HR S P ERA WHIP	IP WLS BF H R ER SO BB IBB HBP BLK WP HR S P ERA WHIP	IP WLS BF H R ER SO BB IBB HBP BLK WP HR S P ERA WHIP	IP WLS BF H R ER SO BB IBB HBP BLK WP HR S P ERA WHIP	IP WLS BF H R ER SO BB IBB HBP BLK WP HR S P ERA WHIP	IP WLS BF H R ER SO BB IBB HBP BLK WP HR S P ERA WHIP	IP WLS BF H R ER SO BB IBB HBP BLK WP HR S P ERA WHIP	IP WLS BF H R ER SO BB IBB HBP BLK WP HR S P ERA WHIP	IP WLS BF H R ER SO BB IBB HBP BLK WP HR S P ERA WHIP	IP WLS BF H R ER SO BB IBB HBP BLK WP HR S P ERA WHIP	IP WLS BF H R ER SO BB IBB HBP BLK WP HR S P ERA WHIP	IP WLS BF H R ER SO BB IBB HBP BLK WP HR S P ERA WHIP	IP WLS BF H R ER SO BB IBB HBP BLK WP HR S P ERA WHIP	IP WLS BF H R ER SO BB IBB HBP BLK WP HR S P ERA WHIP	IP WLS BF H R ER SO BB IBB HBP BLK WP HR S P ERA WHIP	IP WLS BF H R ER SO BB IBB HBP BLK WP HR S P ERA WHIP	IP WLS BF H R ER SO BB IBB HBP BLK WP HR S P ERA WHIP	IP WLS BF H R ER SO BB IBB HBP BLK WP HR S P ERA WHIP	IP WLS BF H R ER SO BB IBB HBP BLK WP HR S P ERA WHIP

Montreal Expos @ Atlanta Braves
Atlanta-Fulton County Stadium, Atlanta, GA
Wed May 11 1988, 7:05 PM EDT
Att.: 4,852 - Sunny - 75 F

AB	32
R	2
H	5
RBI	2
BB	6
SO	4
LOB	20



Batter	1	2	3	4	5	6	7	8	9	AB	R	H	RBI	BB	SO	LOB	BOTTOM						
Albert Hall, S OBP: 0.405, SLG: 0.333 (1, 8)	0-3 K			4-0 G6-4-3 BB BB		0-0 6-3		0-0 PO 1B		3	0	1	0	1	1	0							
Andres Thomas, R OBP: 0.239, SLG: 0.288 (1, 6)	0-0 G6-4-3 1B			4-0 G6-4-3 BB		0-0 BB 1B		0-0 PO 1-2		3	1	2	0	1	0	0							
Dale Murphy, R OBP: 0.339, SLG: 0.385 (1, 9)	1-0 G6-4-3 1-2f			1-2 G6-4-3 1-2f 2-3		4-0 BB 1B		0-0 CS 1B		3	1	1	0	1	0	3							
Gary Roenicke, R OBP: 0.333, SLG: 0.382 (1, 7)			1-1 F9		1-0 6-3		0-1 1B 2B		3-3 K	4	1	1	2	0	1	2							
Gerald Perry, L OBP: 0.324, SLG: 0.330 (1, 3)			1-1 G3		1-0 3-1		1-2 1B 2H 1B			3	0	1	1	0	0	0							
Ozzie Virgil, R OBP: 0.286, SLG: 0.416 (1, 2)			0-0 F7		1-1 F9		1-1 1B			3	0	1	0	0	0	0							
Paul Runge, R OBP: 0.375, SLG: 0.368 Ken Oberkfell, L OBP: 0.303, SLG: 0.286 (6, PH)			0-1 1-3		4-2 BB		1-3 K			1	0	0	0	1	0	0							
Ron Gant, R OBP: 0.191, SLG: 0.286 (1, 4)			2-2 F9		2-3 K		0-3 K			3	0	0	0	0	2	1							
Kevin Coffman, R OBP: 0.286, SLG: 0.571 Charlie Puleo, R OBP: 0.503, SLG: 1.000 Paul Assenmacher, L OBP: 0.503, SLG: 1.000 Bruce Sutter, R OBP: 0.503, SLG: 1.000 (8, PH)			0-0 1-4-3		3-2 F8		2-1 1-3			2	0	0	0	0	0	0							
Inning Stats	R: 0 E: 0 K: 1 S: 5	H: 1 LOB: 0 BB: 0 P: 6	R: 0 E: 0 K: 0 S: 5	H: 0 LOB: 0 BB: 0 P: 7	R: 0 E: 0 K: 0 S: 4	H: 0 LOB: 2 BB: 2 P: 14	R: 0 E: 0 K: 1 S: 8	H: 0 LOB: 1 BB: 1 P: 16	R: 3 E: 0 K: 1 S: 16	H: 4 LOB: 2 BB: 1 P: 25	R: 0 E: 0 K: 1 S: 6	H: 1 LOB: 0 BB: 0 P: 8	R: 0 E: 0 K: 1 S: 6	H: 1 LOB: 0 BB: 0 P: 11	R: 0 E: 0 K: 1 S: 6	H: 0 LOB: 0 BB: 0 P: 9	1B: 6 2B: 1 3B: 0 HR: 0	SF: 0 SAC: 0 DP: 2 HBP: 0	WP: 0 PB: 0 SB: 0 CS: 1	PA: 32			
PITCHER	IP WLS BF H R ER SO BB IBB HBP BLK WP HR S P ERA WHIP	IP WLS BF H R ER SO BB IBB HBP BLK WP HR S P ERA WHIP	IP WLS BF H R ER SO BB IBB HBP BLK WP HR S P ERA WHIP	IP WLS BF H R ER SO BB IBB HBP BLK WP HR S P ERA WHIP	IP WLS BF H R ER SO BB IBB HBP BLK WP HR S P ERA WHIP	IP WLS BF H R ER SO BB IBB HBP BLK WP HR S P ERA WHIP	IP WLS BF H R ER SO BB IBB HBP BLK WP HR S P ERA WHIP	IP WLS BF H R ER SO BB IBB HBP BLK WP HR S P ERA WHIP	IP WLS BF H R ER SO BB IBB HBP BLK WP HR S P ERA WHIP	IP WLS BF H R ER SO BB IBB HBP BLK WP HR S P ERA WHIP	IP WLS BF H R ER SO BB IBB HBP BLK WP HR S P ERA WHIP	IP WLS BF H R ER SO BB IBB HBP BLK WP HR S P ERA WHIP	IP WLS BF H R ER SO BB IBB HBP BLK WP HR S P ERA WHIP	IP WLS BF H R ER SO BB IBB HBP BLK WP HR S P ERA WHIP	IP WLS BF H R ER SO BB IBB HBP BLK WP HR S P ERA WHIP	IP WLS BF H R ER SO BB IBB HBP BLK WP HR S P ERA WHIP	IP WLS BF H R ER SO BB IBB HBP BLK WP HR S P ERA WHIP	IP WLS BF H R ER SO BB IBB HBP BLK WP HR S P ERA WHIP	IP WLS BF H R ER SO BB IBB HBP BLK WP HR S P ERA WHIP	IP WLS BF H R ER SO BB IBB HBP BLK WP HR S P ERA WHIP	IP WLS BF H R ER SO BB IBB HBP BLK WP HR S P ERA WHIP	IP WLS BF H R ER SO BB IBB HBP BLK WP HR S P ERA WHIP	IP WLS BF H R ER SO BB IBB HBP BLK WP HR S P ERA WHIP

Montreal Expos @ Atlanta Braves
Atlanta-Fulton County Stadium, Atlanta, GA
Wed May 11 1988, 7:05 PM EDT
Att.: 4,852 - Sunny - 75 F

AB	27
R	3
H	7
RBI	3
BB	4
SO	5
LOB	8



Batter	1	2	3	4	5	6	7	8	9	AB	R	H	RBI	BB	SO	LOB	TOP					
Tim Raines, S OBP: 0.382, SLG: 0.438	1-2 4-3			4-1 1B BB	4-0 IBB			0-0 F7		2	1	0	0	2	0	1	Montreal Expos @ San Diego Padres Jack Murphy Stadium, San Diego, CA Fri May 13 1988, 10:05 PM EDT Att: 13,707 - Unknown - 68 F					
Johnny Paredes, R OBP: 0.326, SLG: 0.294	0-0 G3		1-1 F9	0-3 K2-3			1-2 G1-6-3		4	0	0	0	0	1	5							
Hubie Brooks, R OBP: 0.283, SLG: 0.400	2-2 5-3		1-0 1B 1-2 1B			1-1 5-3		0-0 F9	4	0	1	0	0	0	0							
Graig Nettles, L OBP: 0.286, SLG: 0.368		0-0 F8	0-0 1B	0-0 G5-4-3 1B		2-0 G3		0-1 F5	4	0	1	1	0	0	0							
Andres Galarraga, R OBP: 0.377, SLG: 0.569		0-3 K	1-2 G5-4-3 1B			1-1 CS 1B		0-0 P4	4	0	1	0	0	1	2							
Jeff Reed, L OBP: 0.382, SLG: 0.375		2-0 P6		4-2 SH3-4 1B BB		0-1 CS		0-0 4-3	2	0	0	0	1	0	0							
Herm Winningham, L OBP: 0.463, SLG: 0.382			1-3 K					3-3 K	3	0	1	0	0	2	0							
Tom Foley, L OBP: 0.221, SLG: 0.219			0-3 K					1-2 F7	3	0	0	0	0	1	2							
John Dopson, L Andy McGaffigan, R Mitch Webster, S Floyd Youmans, R	1-1 6-1 8, PH 8-1		2-1 G3					1-1 G1-6-3 1B	1	0	0	0	0	0	0							
Inning Stats	R: 0 E: 0 K: 0 S: 8	H: 0 LOB: 0 BB: 0 P: 11	R: 0 E: 0 K: 1 S: 5	H: 0 LOB: 0 BB: 0 P: 7	R: 0 E: 0 K: 2 S: 9	H: 0 LOB: 0 BB: 0 P: 12	R: 1 E: 0 K: 0 S: 8	H: 2 LOB: 1 BB: 1 P: 15	R: 0 E: 0 K: 1 S: 11	H: 1 LOB: 3 BB: 2 P: 20	R: 0 E: 0 K: 1 S: 9	H: 0 LOB: 0 BB: 0 P: 13	R: 0 E: 0 K: 0 S: 6	H: 1 LOB: 0 BB: 0 P: 10	R: 0 E: 0 K: 1 S: 9	H: 0 LOB: 0 BB: 0 P: 8		R: 0 E: 0 K: 0 S: 4	H: 0 LOB: 0 BB: 0 P: 4	1B: 5 2B: 0 3B: 0 HR: 0	SF: 0 SAC: 1 DP: 2 HBP: 0	WP: 0 PB: 0 SB: 0 CS: 1
PITCHER Jimmy Jones, R ERA: 2.78	IP: 9.0 WLS: W BF: 32 H: 5 R: 1 ER: 1 SO: 5 BB: 2 IBB: 1 HBP: 0 BLK: 0 WP: 0 HR: 0 S: 66 P: 100 ERA: 1.00 WHIP: 0.778																					

Batter	1	2	3	4	5	6	7	8	9	AB	R	H	RBI	BB	SO	LOB	BOTTOM			
Roberto Alomar, S OBP: 0.287, SLG: 0.349	4-0 BB BB		3-1 F8			0-0 5-3		2-3 K	2-1 1B	4	0	1	0	1	1	0	Montreal Expos @ San Diego Padres Jack Murphy Stadium, San Diego, CA Fri May 13 1988, 10:05 PM EDT Att: 13,707 - Unknown - 68 F			
Garry Templeton, S OBP: 0.245, SLG: 0.261	0-3 K		0-0 6-3			4-1 G1-6-3 2B BB	2-2 F8	2-1 F7	4	1	0	0	1	1	3					
John Kruk, L OBP: 0.376, SLG: 0.459	4-0 1-2 BB		0-2 4-3			4-0 G1-6-3 BB	4-0 2B BB	3-2 F7	2	1	0	0	3	0	2					
Benito Santiago, R OBP: 0.269, SLG: 0.396	1-1 F9			0-1 6-3		1-2 G1-6-3	0-0 3B 2B		4	1	1	1	0	0	4					
Randy Ready, R OBP: 0.355, SLG: 0.420	2-1 1-3			3-1 6-3		4-2 2B 1B BB	0-0 HR 3B		3	2	1	1	1	0	2					
Carmelo Martinez, R OBP: 0.243, SLG: 0.308		1-1 F9		0-1 FC4-6 1B		1-1 1B 2B	2-0 HR		4	2	3	3	0	0	0					
Shane Mack, R OBP: 0.250, SLG: 0.300		0-2 5-3		1-2 FC4-6 1B		1-3 BLK S 1B	3-H F9		4	0	1	2	0	0	1					
Shawn Abner, R OBP: 0.241, SLG: 0.264		0-0 1B			0-0 5-3			0-0 1B 1B	3	0	2	0	1	0	0					
Jimmy Jones, R		0-3 K		2-1 6-3		0-2 G3		2-1 F9	4	0	0	0	0	1	4					
Inning Stats	R: 0 E: 0 K: 1 S: 8	H: 0 LOB: 2 BB: 2 P: 19	R: 0 E: 0 K: 1 S: 9	H: 1 LOB: 0 BB: 0 P: 10	R: 0 E: 0 K: 0 S: 6	H: 0 LOB: 0 BB: 0 P: 9	R: 0 E: 0 K: 0 S: 9	H: 1 LOB: 1 BB: 0 P: 13	R: 0 E: 0 K: 0 S: 4	H: 0 LOB: 0 BB: 0 P: 6	R: 3 E: 0 K: 0 S: 18	H: 2 LOB: 2 BB: 4 P: 38	R: 4 E: 0 K: 1 S: 13	H: 3 LOB: 0 BB: 1 P: 24	R: 0 E: 0 K: 0 S: 10	H: 2 LOB: 2 BB: 0 P: 19		1B: 5 2B: 2 3B: 1 HR: 1	SF: 0 SAC: 0 DP: 1 HBP: 0	WP: 0 PB: 0 SB: 1 CS: 0
PITCHER John Dopson, R ERA: 4.22 Andy McGaffigan, R ERA: 5.0 Floyd Youmans, R ERA: 5.09	IP: 5.2 WLS: L BF: 24 H: 3 R: 3 ER: 3 SO: 2 BB: 5 IBB: 0 HBP: 0 BLK: 0 WP: 0 HR: 0 S: 45 P: 80 ERA: 4.76 WHIP: 1.412																			

AB	28
R	1
H	5
RBI	1
BB	3
SO	5
LOB	10



AB	32
R	7
H	9
RBI	7
BB	7
SO	3
LOB	16



Batter	1	2	3	4	5	6	7	8	9	AB	R	H	RBI	BB	SO	LOB	TOP										
Tim Raines, S (1,7) OBP: 0.385, SLG: 0.450	0-0 4-3 3B		1-2 4-3			1-0 4-3		4-2 BB		3	1	1	0	1	0	0	Montreal Expos @ San Diego Padres Jack Murphy Stadium, San Diego, CA Sat May 14 1988, 10:05 PM EDT Att: 43,811 - Unknown - 75 F										
Johnny Paredes, R (1,4) OBP: 0.313, SLG: 0.278 Graig Nettles, L (8,PH) OBP: 0.273, SLG: 0.350 Luis Rivera, R (8,6) OBP: 0.224, SLG: 0.268	0-1 4-3		1-1 F8			1-3 K		0-0 F6		3	0	0	1	0	1	0											
Hubie Brooks, R (1,9) OBP: 0.282, SLG: 0.396	0-3 K		1-2 L9			0-1 6-3			0-2 1B	4	0	1	0	0	1	0											
Tim Wallach, R (1,5) OBP: 0.278, SLG: 0.344	0-0 F8			1-1 F4			0-2 F3		1-2 F9	4	0	0	0	0	0	1											
Andres Galarraga, R (1,3) OBP: 0.373, SLG: 0.582		2-2 1-3		1-0 F7		1-0 HR			0-1 F9	4	1	1	1	0	0	1											
Jeff Reed, L (1,2) OBP: 0.375, SLG: 0.368		1-2 BB 1B		1-1 6-3		0-3 K			2-3 K	4	0	1	0	0	2	1											
Herm Winningham, L (1,8) OBP: 0.432, SLG: 0.351		0-0 F7			1-3 K		2-2 G3			3	0	0	0	0	1	1											
Tom Foley, L (1,6) OBP: 0.225, SLG: 0.212		4-0 1-2 BB			0-3 K		1-0 F8			2	0	0	0	1	1	0											
Dennis Martinez, R (1,1) OBP: 0.316, SLG: 0.278 Mitch Webster, S (8,PH) OBP: 0.363, SLG: 0.343 Jeff Parrett, R (8,1) OBP: 0.224, SLG: 0.268		1-1 L7			0-2 1-3		0-0 1-3			2	0	0	0	0	0	2											
Inning Stats	R: 1 E: 0 K: 1 S: 8	H: 1 LOB: 0 BB: 0 P: 8	R: 0 E: 0 K: 0 S: 11	H: 1 LOB: 2 BB: 1 P: 19	R: 0 E: 0 K: 0 S: 9	H: 0 LOB: 0 BB: 0 P: 12	R: 0 E: 0 K: 0 S: 5	H: 0 LOB: 0 BB: 0 P: 8	R: 0 E: 0 K: 1 S: 6	H: 0 LOB: 0 BB: 0 P: 8	R: 1 E: 0 K: 1 S: 12	H: 1 LOB: 0 BB: 0 P: 15	R: 0 E: 0 K: 0 S: 7	H: 0 LOB: 1 BB: 1 P: 12	R: 0 E: 0 K: 1 S: 14	H: 1 LOB: 1 BB: 0 P: 17		1B: 2 2B: 0 3B: 1 HR: 1	SF: 0 SAC: 0 DP: 0 HBP: 0	WP: 0 PB: 0 SB: 0 CS: 0	PA: 33						
PITCHER	IP	WLS	BF	H	R	ER	SO	BB	IBB	HBP	BLK	WP	HR	S	P	ERA	WHIP										
Ed Whitson, R (1,1) ERA: 5.49	7.0	W	25	3	2	2	5	1	0	0	0	0	1	60	80	2.57	0.571										
Lance McCullers, R (8,1) ERA: 3.04	2.0	S	8	1	0	0	1	1	0	0	0	0	0	21	29	0.00	1.000										

AB	31
R	2
H	4
RBI	2
BB	2
SO	6
LOB	7



Batter	1	2	3	4	5	6	7	8	9	AB	R	H	RBI	BB	SO	LOB	BOTTOM										
Roberto Alomar, S (1,4) OBP: 0.286, SLG: 0.345	1-1 4-3		1-0 F8		1-2 F8		1-1 1-2 1B			4	0	1	1	0	0	1	Montreal Expos @ San Diego Padres Jack Murphy Stadium, San Diego, CA Sat May 14 1988, 10:05 PM EDT Att: 43,811 - Unknown - 75 F										
Gary Templeton, S (1,6) OBP: 0.235, SLG: 0.250	2-1 6-3			2-2 G3	1-2 5-3		1-0 G3			4	0	0	0	0	3												
John Kruk, L (1,3) OBP: 0.371, SLG: 0.442	0-1 1-3			4-2 2B SF9 BB		0-0 F7		2-1 F7		3	1	0	0	1	0	0											
Benito Santiago, R (1,2) OBP: 0.268, SLG: 0.400		0-1 F8		0-0 SF9 2B	1-3 2B		2-2 F3		0-1 6-3	4	0	1	0	0	0	0											
Randy Ready, R (1,5) OBP: 0.351, SLG: 0.417		1-2 1B		1-1 SF9	2-3 3H		1-0 5-3		2-2 5-3	3	0	1	1	0	0	0											
Carmelo Martinez, R (1,7) OBP: 0.233, SLG: 0.294 Marvell Wynne, L (9,7) OBP: 0.320, SLG: 0.523		0-3 K		2-3 3H 3-1 5-3			2-2 4-3			3	0	0	0	0	1	2											
Shane Mack, R (1,8) OBP: 0.217, SLG: 0.261	1 SAFE 0-1 F8				1-1 4-3		1-1 1-3			3	0	0	0	0	0	1											
Shawn Abner, R (1,9) OBP: 0.262, SLG: 0.291			0-0 F9		0-0 1B 2B		1-1 1B 1B HBP			2	2	1	0	0	0	0											
Ed Whitson, R (1,1) OBP: 0.100, SLG: 0.100 Randy Byers, L (7,PH) OBP: 0.400, SLG: 0.600 Lance McCullers, S (8,1) OBP: 0.224, SLG: 0.268			1-3 K		1-2 2H 1B		2-2 1-3 1B			2	0	1	1	0	1	0											
Inning Stats	R: 0 E: 0 K: 0 S: 6	H: 0 LOB: 0 BB: 0 P: 9	R: 0 E: 0 K: 1 S: 11	H: 1 LOB: 1 BB: 0 P: 12	R: 0 E: 0 K: 1 S: 5	H: 0 LOB: 0 BB: 0 P: 7	R: 1 E: 0 K: 0 S: 12	H: 1 LOB: 1 BB: 1 P: 22	R: 1 E: 0 K: 0 S: 12	H: 2 LOB: 1 BB: 0 P: 16	R: 0 E: 0 K: 0 S: 7	H: 0 LOB: 0 BB: 0 P: 10	R: 1 E: 0 K: 0 S: 13	H: 2 LOB: 2 BB: 0 P: 21	R: 0 E: 0 K: 0 S: 7	H: 0 LOB: 0 BB: 0 P: 11		1B: 4 2B: 2 3B: 0 HR: 0	SF: 1 SAC: 0 DP: 0 HBP: 1	WP: 0 PB: 0 SB: 0 CS: 0	PA: 32						
PITCHER	IP	WLS	BF	H	R	ER	SO	BB	IBB	HBP	BLK	WP	HR	S	P	ERA	WHIP										
Dennis Martinez, R (1,1) ERA: 2.83	7.0	L	29	6	3	3	2	1	0	1	0	0	0	66	97	3.86	1.000										
Jeff Parrett, R (8,1) ERA: 1.13	1.0		3	0	0	0	0	0	0	0	0	0	0	7	11	0.00	0.000										

AB	29
R	3
H	6
RBI	3
BB	1
SO	2
LOB	7



Batter	1	2	3	4	5	6	7	8	9	AB	R	H	RBI	BB	SO	LOB	TOP								
Tim Raines, S OBP: 0.385, SLG: 0.440 (1, 7)	1-2 4-3		2-1 4-3			4-2 FC5-6 1B HBP	4-0 IBB		1-3 K	3	1	0	0	1	1	1									
Johnny Paredes, R OBP: 0.359, SLG: 0.276 (1, 4)	0-0 BLK 6-3 1B		1-3 K			0-0 FC5-6 BB 1B	0-2 5-3			4	0	1	0	0	1	6									
Hubie Brooks, R OBP: 0.281, SLG: 0.392 (1, 9)	1-0 SAFE 6-3 1-2			0-3 K		0-0 BB 1-2 2-H 1B		2-2 F9		4	0	1	1	0	1	1									
Tim Wallach, R OBP: 0.277, SLG: 0.341 (1, 5)	0-3 K			2-3 K		0-0 F9		0-2 BLK 1B		4	0	1	0	0	2	3									
Andres Galarraga, R OBP: 0.370, SLG: 0.569 (1, 3)		1-3 K		2-3 K		4-2 BB 1-2 2-3 BB		2-3 K		3	0	0	0	1	3	1									
Mitch Webster, S OBP: 0.359, SLG: 0.333 (1, 8)	1-0 F8				1-2 4-3	2-2 F5		4-1 BB		3	0	0	0	1	0	3									
Nelson Santovenia, R OBP: 0.290, SLG: 0.290 Herm Winingham, L OBP: 0.432, SLG: 0.351 Jeff Reed, L OBP: 0.375, SLG: 0.368 Dave Engle, R OBP: 0.350, SLG: 0.294 (1, 2) (7, PR) (7, 2) (8, PH) (8, 2)	0-1 F7				2-2 F9		0-0 G3 SH 1B	1-3 K2-3		3	0	1	0	0	0	0									
Luis Rivera, R OBP: 0.227, SLG: 0.262 (1, 6)			4-2 SH BB		0-0 F8		0-0 SH	1-3 K2-3		2	0	0	0	1	1	0									
Bryn Smith, R OBP: 0.154, SLG: 0.083 Graig Nettles, L OBP: 0.281, SLG: 0.333 Jeff Parrett, R OBP: 0.353, SLG: 0.313 (1, 1) (7, PH) (7, 1) (8, PH)	0-0 SH				0-1 FC5-6 HBP 1B		0-0 G3	0-0 6-3		1	0	1	0	0	0	0									
Inning Stats	R: 0 E: 0 K: 1 S: 9	H: 1 LOB: 1 BB: 0 P: 11	R: 0 E: 0 K: 1 S: 6	H: 0 LOB: 0 BB: 0 P: 8	R: 0 E: 0 K: 1 S: 10	H: 0 LOB: 0 BB: 1 P: 17	R: 0 E: 0 K: 3 S: 10	H: 0 LOB: 0 BB: 0 P: 14	R: 0 E: 0 K: 0 S: 11	H: 0 LOB: 0 BB: 0 P: 14	R: 1 E: 0 K: 0 S: 16	H: 2 LOB: 3 BB: 1 P: 26	R: 0 E: 0 K: 0 S: 9	H: 1 LOB: 3 BB: 1 P: 13	R: 0 E: 0 K: 2 S: 14	H: 1 LOB: 2 BB: 1 P: 23	R: 0 E: 0 K: 1 S: 11	H: 0 LOB: 0 BB: 0 P: 13	1B: 5 2B: 0 3B: 0 HR: 0	SF: 0 SAC: 0 DP: 0 HBP: 1	WP: 0 PB: 0 SB: 0 CS: 0	PA: 37			
PITCHER	IP WLS BF H R ER SO BB IBB HBP BLK WP HR S P ERA WHIP	7.0 W 29 4 1 1 6 2 1 1 1 0 0 71 103 1.29 0.857	0.2 L 4 1 0 0 1 1 0 0 1 0 0 11 19 0.00 3.000	1.1 S 4 0 0 0 3 0 0 0 0 0 0 14 17 0.00 0.000																					

Montreal Expos @ San Diego Padres
Jack Murphy Stadium, San Diego, CA
Sun May 15 1988, 6:33 AM EDT
Att: 21,478 - Sunny - 73 F

AB	30
R	1
H	5
RBI	1
BB	4
SO	10
LOB	18



Batter	1	2	3	4	5	6	7	8	9	AB	R	H	RBI	BB	SO	LOB	BOTTOM								
Roberto Alomar, S OBP: 0.284, SLG: 0.333 (1, 4)	3-2 6-3		0-0 E5			1-2 F7		4-2 BB BB		3	0	0	0	1	0	1									
Dickie Thon, R OBP: 0.195, SLG: 0.179 (1, 6)	0-0 P4		2-1 F7			1-3 K		1-0 SAFE SAFE SAFE F8		4	0	0	0	0	1	3									
John Kruk, L OBP: 0.376, SLG: 0.430 (1, 3)	4-1 BB		0-2 F7			2-2 4-3		4-0 SAFE SAFE SAFE BB		2	0	0	0	2	0	1									
Benito Santiago, R OBP: 0.267, SLG: 0.395 (1, 2)	0-2 6-3			0-2 P3			0-0 SH1-4 1B	0-1 L6		4	1	1	0	0	0	3									
Randy Ready, R OBP: 0.354, SLG: 0.419 (1, 5)		0-1 4-3 1B		3-2 1-3			0-1 SAFE SAFE SAFE SH1-4			2	1	1	0	0	0	0									
Carmelo Martinez, R OBP: 0.224, SLG: 0.262 Lance McCullers, S OBP: 0.333, SLG: 0.533 (1, 7) (8, 1) (8, 1)	0-0 4-3			3-3 K			1-2 F7			3	0	0	0	0	1	2									
Shane Mack, R OBP: 0.269, SLG: 0.308 (1, 8)	0-3 K				0-0 CS 1B		2-0 2-H 1B			3	0	2	1	0	1	1									
Shawn Abner, R OBP: 0.266, SLG: 0.293 (1, 9)	0-0 1B				0-1 SAFE F8		2-3 K			3	0	1	1	0	1	2									
Andy Hawkins, R OBP: 0.125, SLG: 0.125 Marvell Wynne, L OBP: 0.333, SLG: 0.533 (1, 1) (8, 7)					0-0 F7 E 1B		0-0 5-3		0-1 SAFE 1B	2	0	1	0	0	0	0									
Inning Stats	R: 0 E: 0 K: 0 S: 8	H: 0 LOB: 1 BB: 1 P: 15	R: 1 E: 0 K: 1 S: 7	H: 2 LOB: 1 BB: 0 P: 7	R: 0 E: 1 K: 0 S: 7	H: 1 LOB: 1 BB: 0 P: 9	R: 0 E: 0 K: 1 S: 10	H: 0 LOB: 0 BB: 0 P: 16	R: 0 E: 0 K: 0 S: 4	H: 1 LOB: 0 BB: 0 P: 4	R: 0 E: 0 K: 1 S: 10	H: 0 LOB: 0 BB: 0 P: 14	R: 1 E: 0 K: 1 S: 11	H: 2 LOB: 1 BB: 0 P: 15	R: 0 E: 0 K: 0 S: 8	H: 1 LOB: 2 BB: 2 P: 16	R: 0 E: 0 K: 1 S: 11	H: 0 LOB: 0 BB: 0 P: 13	1B: 7 2B: 0 3B: 0 HR: 0	SF: 0 SAC: 1 DP: 0 HBP: 0	WP: 0 PB: 0 SB: 1 CS: 1	PA: 31			
PITCHER	IP WLS BF H R ER SO BB IBB HBP BLK WP HR S P ERA WHIP	6.0 L 21 4 1 1 3 1 0 0 0 0 0 19 31 4.50 2.500	2.0 L 10 3 1 1 1 2 0 0 0 0 0 19 31 4.50 2.500																						

Montreal Expos @ San Diego Padres
Jack Murphy Stadium, San Diego, CA
Sun May 15 1988, 6:33 AM EDT
Att: 21,478 - Sunny - 73 F

AB	27
R	2
H	7
RBI	2
BB	3
SO	4
LOB	13



Batter	1	2	3	4	5	6	7	8	9	AB	R	H	RBI	BB	SO	LOB	TOP				
Herm Winningham, L (1,8) OBP: 0.428, SLG: 0.381	1-2 3-1		1-0 2B		2-3 K			0-0 F8	3-2 1B	5	0	2	1	0	1	0					
Tim Wallach, R (1,5) OBP: 0.286, SLG: 0.362	1-1 5-3		1-1 F7			3-2 1B		1-2 HR	0-3 K	5	1	2	1	0	1	4					
Tim Raines, S (1,7) OBP: 0.388, SLG: 0.444	1-0 1B		4-1 BB			2-3 K		1-2 6-3		3	0	1	0	1	1	0					
Hubie Brooks, R (1,9) OBP: 0.284, SLG: 0.384	1-1 L3		0-1 G3			0-1 1-3		0-0 6-3		4	0	0	0	0	0	3					
Andres Galarraga, R (1,3) OBP: 0.381, SLG: 0.600		3-1 HR		2-3 K			2-1 WP 2B		1-0 F8	4	1	2	1	0	1	0					
Tom Foley, L (1,6) OBP: 0.227, SLG: 0.229		1-1 4-3		2-2 G3			0-0 B3		1-2 1B 2B	4	1	1	0	0	0	1					
Johnny Paredes, R (1,4) OBP: 0.303, SLG: 0.273		2-2 6-3		2-3 K			2-3 K		1-3 K	4	0	0	0	0	3	2					
Nelson Santovenia, R (1,2) OBP: 0.438, SLG: 0.250		2-3 K2-3			1-3 K		4-0 IBB		4-0 1B IBB	2	0	0	0	2	2	0					
John Dopson, L (1,1) OBP: 0.250, SLG: 0.318			0-0 4-3		3-3 K		1-0 F8		1-2 E6 1B	2	0	0	0	0	1	0					
Graig Nettles, L (7,PH) OBP: 0.333, SLG: 0.294										1	0	0	0	0	0	2					
Wallace Johnson, S (9,PH) OBP: 0.333, SLG: 0.294										0	0	0	0	0	0	2					
Tim Burke, R (9,1) OBP: 0.333, SLG: 0.294										0	0	0	0	0	0	0					
Inning Stats	R: 0 E: 0 K: 0 S: 8	H: 1 LOB: 1 BB: 0 P: 12	R: 1 E: 0 K: 1 S: 12	H: 1 LOB: 0 BB: 0 P: 20	R: 0 E: 0 K: 0 S: 7	H: 1 LOB: 2 BB: 1 P: 13	R: 0 E: 0 K: 2 S: 10	H: 0 LOB: 0 BB: 0 P: 16	R: 0 E: 0 K: 3 S: 10	H: 1 LOB: 0 BB: 0 P: 13	R: 0 E: 0 K: 1 S: 7	H: 1 LOB: 2 BB: 1 P: 16	R: 1 E: 0 K: 2 S: 9	H: 1 LOB: 0 BB: 0 P: 11	R: 1 E: 1 K: 2 S: 23	H: 2 LOB: 3 BB: 1 P: 34	1B: 3 2B: 3 3B: 0 HR: 2	SF: 0 SAC: 0 DP: 0 HBP: 0	WP: 1 PB: 0 CS: 0	PA: 38	
PITCHER	IP WLS BF H R ER SO BB IBB HBP BLK WP HR S P ERA WHIP	7.0 L 27 5 1 1 8 1 1 0 0 1 1 62 106 1.29 0.857	1.2 8 2 2 1 1 0 1 0 0 0 1 17 26 5.40 1.200	0.1 3 1 0 0 1 0 0 0 0 0 0 15 19 0.00 3.000																	

Montreal Expos @ Los Angeles Dodgers
Dodger Stadium, Los Angeles, CA
 Wed May 18 1988, 7:05 PM PDT
 Att: 27,775 - Unknown - 70 F

AB	35
R	3
H	8
RBI	3
BB	3
SO	10
LOB	14



Batter	1	2	3	4	5	6	7	8	9	AB	R	H	RBI	BB	SO	LOB	BOTTOM					
Steve Sax, R (1,4) OBP: 0.327, SLG: 0.367	2-2 5-3		0-1 4-3		2-1 5-3			4-2 G3-6-1 BB		3	0	0	0	1	0	0						
Mike Davis, L (1,9) OBP: 0.324, SLG: 0.295	1-1 5-3		3-1 1B			2-3 K		1-1 G3-6-1 1-2F		4	0	1	0	0	1	1						
Danny Heep, L (1,7) OBP: 0.395, SLG: 0.063	3-2 1B		4-1 1B			2-0 1B		0-0 F8		2	0	2	0	1	0	0						
Jeff Hamilton, R (9,PH) OBP: 0.059, SLG: 0.063			1-2 BB							1	0	0	0	0	0	0						
Pedro Guerrero, R (1,5) OBP: 0.415, SLG: 0.463	4-2 1B		2-1 F8			0-0 L8			0-0 G6-4-3 1B	3	0	1	0	1	0	3						
Mike Marshall, R (1,3) OBP: 0.327, SLG: 0.421	2-2 L6			0-1 F8		1-1 L7			0-1 G6-4-3 1-2F	4	0	0	0	0	0	4						
John Shelby, S (1,8) OBP: 0.295, SLG: 0.250		1-3 K		0-0 4-3			1-3 K		3-2 1B	4	0	1	0	0	2	0						
Mike Scioscia, L (1,2) OBP: 0.411, SLG: 0.402		3-2 L8		2-1 4-3			1-1 4-3		1-3 K	4	0	0	0	0	1	1						
Alfredo Griffin, S (1,6) OBP: 0.207, SLG: 0.243		2-2 6-3			0-2 6-3					3	0	1	0	0	0	0						
Orel Hershiser, R (1,1) OBP: 0.056, SLG: 0.056			0-3 K		1-0 B1-3			1-2 F7		2	0	0	0	0	1	0						
Mickey Hatcher, R (7,PH) OBP: 0.333, SLG: 0.444										1	0	0	0	0	0	1						
Alejandro Pena, R (8,1) OBP: 0.333, SLG: 0.444										0	0	0	0	0	0	0						
Jesse Orosco, R (9,1) OBP: 0.333, SLG: 0.444										0	0	0	0	0	0	0						
Inning Stats	R: 0 E: 0 K: 0 S: 15	H: 1 LOB: 2 BB: 1 P: 27	R: 0 E: 0 K: 1 S: 10	H: 0 LOB: 0 BB: 0 P: 16	R: 0 E: 0 K: 1 S: 10	H: 1 LOB: 2 BB: 1 P: 19	R: 0 E: 0 K: 0 S: 5	H: 0 LOB: 0 BB: 0 P: 7	R: 0 E: 0 K: 0 S: 6	H: 0 LOB: 0 BB: 0 P: 9	R: 0 E: 0 K: 1 S: 8	H: 1 LOB: 1 BB: 0 P: 13	R: 0 E: 0 K: 1 S: 11	H: 1 LOB: 1 BB: 0 P: 14	R: 0 E: 0 K: 0 S: 7	H: 0 LOB: 0 BB: 1 P: 12	R: 0 E: 0 K: 1 S: 11	H: 2 LOB: 1 BB: 0 P: 15	1B: 6 2B: 0 3B: 0 HR: 0	SF: 0 SAC: 0 DP: 2 HBP: 0	WP: 0 PB: 0 CS: 0	PA: 34
PITCHER	IP WLS BF H R ER SO BB IBB HBP BLK WP HR S P ERA WHIP	6.0 W 23 3 0 0 3 2 0 0 0 0 0 18 26 0.00 0.833	2.0 7 1 0 0 1 1 0 0 0 0 0 0 18 26 0.00 1.000	1.0 S 4 2 0 0 1 0 0 0 0 0 0 11 15 0.00 2.000																		

Montreal Expos @ Los Angeles Dodgers
Dodger Stadium, Los Angeles, CA
 Wed May 18 1988, 7:05 PM PDT
 Att: 27,775 - Unknown - 70 F

AB	31
R	0
H	6
RBI	0
BB	3
SO	5
LOB	10





Batter	1	2	3	4	5	6	7	8	9	AB	R	H	RBI	BB	SO	LOB	TOP					
Herm Winingham, L (1, 8) OBP: 0.396, SLG: 0.348	1-3 K		2-1 6-3		1-3 K			1-0 6-3		4	0	0	0	0	2	1	Montreal Expos @ Los Angeles Dodgers Dodger Stadium, Los Angeles, CA Thu May 19 1988, 7:05 PM PDT Att: 25,283 - Unknown - 70 F livebaseballscores.com					
Tim Waitach, R (1, 5) OBP: 0.291, SLG: 0.366	1-3 K		0-0 1B		0-3 K			0-0 G4-6-3 1B		4	0	2	0	0	2	1						
Tim Raines, S (1, 7) OBP: 0.391, SLG: 0.445	2-3 K		0-1 1B			3-2 FC5-4 1B		2-0 G4-6-3 1-2		4	0	2	0	0	1	1						
Hubie Brooks, R (1, 9) OBP: 0.283, SLG: 0.381		0-0 FC1-2 1B	1-1 F7			0-0 FC5-4 1-2 6-3		1-0 5-3		4	0	1	0	0	0	3						
Andres Galarraga, R (1, 3) OBP: 0.377, SLG: 0.591		0-1 FC1-2 1-2 1B		1-1 1-3		1-0 6-3		1-3 K		4	0	1	0	0	1	1						
Jeff Reed, L (1, 2) OBP: 0.357, SLG: 0.347		2-3 K		2-3 K		3-2 G3		0-0 6-3		4	0	0	0	0	2	3						
Johnny Paredes, R (1, 4) OBP: 0.291, SLG: 0.261		0-0 FC1-2		0-0 6-3			1-0 B1-3			3	0	0	0	0	0	2						
Tom Foley, L (1, 6) OBP: 0.218, SLG: 0.219		2-3 3-H 3-2 G3			0-3 K		2-2 L7			3	0	0	0	0	1	2						
Dennis Martinez, R (1, 1) OBP: 0.333, SLG: 0.350			0-1 5-3			0-0 K		0-3 K		2	0	1	0	0	0	0						
Mitch Webster, S (7, PH) OBP: 0.351, SLG: 0.325										1	0	0	0	0	1	0						
Andy McGaffigan, R (7, 1) OBP: 0.059, SLG: 0.063										0	0	0	0	0	0	0						
Inning Stats	R: 0 E: 0 K: 3 S: 9	H: 0 LOB: 0 BB: 0 P: 13	R: 0 E: 0 K: 1 S: 12	H: 2 LOB: 2 BB: 0 P: 17	R: 0 E: 0 K: 0 S: 9	H: 2 LOB: 2 BB: 0 P: 12	R: 0 E: 0 K: 1 S: 7	H: 0 LOB: 0 BB: 0 P: 10	R: 0 E: 0 K: 3 S: 10	H: 1 LOB: 1 BB: 0 P: 11	R: 0 E: 0 K: 0 S: 9	H: 1 LOB: 1 BB: 0 P: 16	R: 0 E: 0 K: 1 S: 10	H: 0 LOB: 0 BB: 0 P: 13	R: 0 E: 0 K: 0 S: 3	H: 1 LOB: 0 BB: 0 P: 6	R: 0 E: 0 K: 1 S: 5	H: 0 LOB: 0 BB: 0 P: 7	1B: 6 2B: 1 3B: 0 HR: 0	SF: 0 SAC: 0 DP: 1 HBP: 0	WP: 0 PB: 0 SB: 3 CS: 0	PA: 33
PITCHER Tim Leary, R (1, 1) ERA: 2.9	IP: 9.0 WLS: W BF: 33 H: 7 R: 0 ER: 0 SO: 10 BB: 0 IBB: 0 HBP: 0 BLK: 0 WP: 0 HR: 0 S: 74 P: 105 ERA: 0.00 WHIP: 0.778															PITCHER	IP: 9.0 WLS: W BF: 33 H: 7 R: 0 ER: 0 SO: 10 BB: 0 IBB: 0 HBP: 0 BLK: 0 WP: 0 HR: 0 S: 74 P: 105 ERA: 0.00 WHIP: 0.778					

Batter	1	2	3	4	5	6	7	8	9	AB	R	H	RBI	BB	SO	LOB	BOTTOM			
Steve Sax, R (1, 4) OBP: 0.318, SLG: 0.357	1-3 K		1-2 4-3		0-0 4-3		1-1 G3			4	0	0	0	0	1	2	Montreal Expos @ Los Angeles Dodgers Dodger Stadium, Los Angeles, CA Thu May 19 1988, 7:05 PM PDT Att: 25,283 - Unknown - 70 F livebaseballscores.com			
Mike Davis, L (1, 9) OBP: 0.321, SLG: 0.294	2-2 1B		2-3 2-3		3-3 K		2-3 K			4	0	1	0	0	2	2				
Kirk Gibson, L (1, 7) OBP: 0.364, SLG: 0.531	2-2 1B			0-0 SF8 1B	1-2 L6			1-2 4-3		4	1	2	0	0	0	0				
Pedro Guerrero, R (1, 5) OBP: 0.404, SLG: 0.452	2-3 K			3-1 SF8		2-2 P4		0-0 5-3		3	0	0	1	0	1	2				
Jeff Hamilton, R (9, 5) OBP: 0.059, SLG: 0.063	1-2 3-H K			1-H SF8						0	0	0	0	0	0	0				
Mike Marshall, R (1, 3) OBP: 0.338, SLG: 0.451		0-0 G4-6-3 1B		0-0 HR		1-2 1B		1-2 F3		4	1	3	1	0	0	0				
John Shelby, S (1, 8) OBP: 0.300, SLG: 0.254		2-1 G4-6-3 1-2		0-1 1B		0-3 K				3	0	1	0	0	1	2				
Mike Scioscia, L (1, 2) OBP: 0.409, SLG: 0.400		1-2 4-3		0-0 1B		1-0 F9				3	0	1	0	0	0	1				
Alfredo Griffin, S (1, 6) OBP: 0.209, SLG: 0.245			2-2 4-3		3-2 P6			1-1 G3 SH3-4 1B		3	0	1	0	0	0	2				
Tim Leary, R (1, 1) OBP: 0.500, SLG: 0.700			0-0 4-3 2B		1-3 K			0-0 SH3-4		2	0	1	0	0	1	2				
Inning Stats	R: 0 E: 0 K: 2 S: 16	H: 2 LOB: 1 BB: 0 P: 23	R: 0 E: 0 K: 0 S: 7	H: 1 LOB: 0 BB: 0 P: 9	R: 0 E: 0 K: 0 S: 9	H: 1 LOB: 1 BB: 0 P: 14	R: 2 E: 1 K: 1 S: 16	H: 4 LOB: 2 BB: 0 P: 20	R: 0 E: 0 K: 1 S: 8	H: 0 LOB: 0 BB: 0 P: 12	R: 0 E: 0 K: 1 S: 10	H: 1 LOB: 1 BB: 0 P: 14	R: 0 E: 0 K: 1 S: 10	H: 1 LOB: 1 BB: 0 P: 14	R: 0 E: 0 K: 0 S: 7	H: 0 LOB: 0 BB: 0 P: 9	1B: 8 2B: 1 3B: 0 HR: 1	SF: 1 SAC: 1 DP: 1 HBP: 0	WP: 0 PB: 0 SB: 1 CS: 0	PA: 32
PITCHER Dennis Martinez, R (1, 1) ERA: 2.85	IP: 6.0 WLS: L BF: 25 H: 9 R: 2 ER: 2 SO: 2 BB: 2 IBB: 0 HBP: 0 BLK: 0 WP: 0 HR: 1 S: 66 P: 92 ERA: 3.00 WHIP: 1.500															PITCHER	IP: 6.0 WLS: L BF: 25 H: 9 R: 2 ER: 2 SO: 2 BB: 2 IBB: 0 HBP: 0 BLK: 0 WP: 0 HR: 1 S: 66 P: 92 ERA: 3.00 WHIP: 1.500			
PITCHER Andy McGaffigan, R (7, 1) ERA: 4.66	IP: 2.0 WLS: 7 BF: 1 H: 1 R: 0 ER: 0 SO: 1 BB: 0 IBB: 0 HBP: 0 BLK: 0 WP: 0 HR: 0 S: 17 P: 23 ERA: 0.00 WHIP: 0.500															PITCHER	IP: 2.0 WLS: 7 BF: 1 H: 1 R: 0 ER: 0 SO: 1 BB: 0 IBB: 0 HBP: 0 BLK: 0 WP: 0 HR: 0 S: 17 P: 23 ERA: 0.00 WHIP: 0.500			

Batter	1	2	3	4	5	6	7	8	9	AB R H RBI BB SO LOB	TOP									
Mitch Webster, S (1, 8) OBP: 0.397, SLG: 0.333	0-0 1B		2-2 3-1		0-0 G6-4-3 1B		0-1 6-3		1-1 E S 1B	5 0 3 0 0 0 2	Montreal Expos @ San Francisco Giants Candlestick Park, San Francisco, CA Sat May 21 1988, 6:33 AM EDT Att: 31,510 - Unknown livebaseballscorecards.com									
Tim Wallach, R (1, 5) OBP: 0.288, SLG: 0.364	1-0 P8		0-0 F7		1-0 G6-4-3 1-2 1B		2-2 2-H 1B	3-3 K	5 0 1 1 0 1 3											
Tim Raines, S (1, 7) OBP: 0.396, SLG: 0.455	3-2 1-2 G6-4-3 1B			1-0 2B 2B	0-0 F8		0-3 K		4 1 2 0 0 1 2											
Hubie Brooks, R (1, 9) OBP: 0.281, SLG: 0.380	1-0 G6-4-3			0-1 1B 2B		1-0 6-3		1-3 K	4 1 1 1 0 1 2											
Andres Galarraga, R (1, 3)		1-0 F9		0-1 1B 2B		3-2 F3		1-1 HR	4 2 2 1 0 0 0											
Jeff Reed, L (1, 2) OBP: 0.348, SLG: 0.338		0-1 6-3		0-0 2-H 3-H 1B		3-2 F8		2-3 K	4 0 1 2 0 1 0											
Johnny Paredes, R (1, 4) OBP: 0.301, SLG: 0.264		1-2 1B		3-2 F8		1-0 CS 1B HBP		2-2 4-3	3 1 1 0 0 0 1											
Luis Rivera, R (1, 6) OBP: 0.230, SLG: 0.295		0-0 P9		1-2 F8		0-2 5-3		0-3 K	4 0 0 0 0 1 3											
Floyd Youmans, R (1, 1) OBP: 0.133, SLG: 0.143			1-3 K		2-3 K		3-2 6-3 1B 1B	1-2 5-3	4 1 1 1 0 2 1											
Inning Stats	R: 0 E: 0 K: 0 S: 8	H: 2 LOB: 1 BB: 0 P: 13	R: 0 E: 0 K: 0 S: 8	H: 1 LOB: 1 BB: 0 P: 10	R: 0 E: 0 K: 1 S: 7	H: 0 LOB: 0 BB: 0 P: 10	R: 3 E: 0 K: 1 S: 15	H: 4 LOB: 1 BB: 0 P: 22	R: 0 E: 0 K: 0 S: 9	H: 0 LOB: 0 BB: 0 P: 16		R: 2 E: 0 K: 1 S: 17	H: 2 LOB: 2 BB: 0 P: 21	R: 1 E: 0 K: 2 S: 12	H: 1 LOB: 0 BB: 0 P: 18	R: 0 E: 0 K: 2 S: 13	H: 1 LOB: 1 BB: 0 P: 18	1B: 9 2B: 2 3B: 0 HR: 1	SF: 0 SAC: 0 DP: 2 HBP: 1	WP: 0 PB: 0 SB: 1 CS: 1
PITCHER	IP WLS BF H R ER SO BB IBB HBP BLK WP HR S P ERA WHIP											IP WLS BF H R ER SO BB IBB HBP BLK WP HR S P ERA WHIP								
Rick Reuschel, R (1, 1) ERA: 2.92	6.0 L 24 8 3 3 2 0 0 0 0 0 0 0 50 75 4.50 1.333																			
Don Robinson, R (7, 1) ERA: 2.3	2.0 10 3 3 1 3 0 0 1 0 0 1 29 39 4.50 1.500																			
Randy Bockus, R (9, 1) ERA:	1.0 4 1 0 0 2 0 0 0 0 0 0 0 13 18 0.00 1.000																			

Batter	1	2	3	4	5	6	7	8	9	AB R H RBI BB SO LOB	BOTTOM											
Brett Butler, L (1, 8) OBP: 0.343, SLG: 0.344	0-2 4-3		0-0 G3			1-3 K			2-1 F4	4 0 0 0 0 1 0	Montreal Expos @ San Francisco Giants Candlestick Park, San Francisco, CA Sat May 21 1988, 6:33 AM EDT Att: 31,510 - Unknown livebaseballscorecards.com											
Chris Speier, R (1, 4) OBP: 0.390, SLG: 0.500	1-1 4-3			2-2 4-3			2-1 1B	2-3 K	4 0 1 0 0 1 0													
Will Clark, L (1, 3) OBP: 0.350, SLG: 0.503	2-1 P8			0-3 K			0-0 F8	2-2 F5	4 0 0 0 0 1 1													
Kevin Mitchell, R (1, 5) OBP: 0.343, SLG: 0.493		1-3 K		0-1 1-3			1-3 K		3 0 0 0 0 2 1													
Jeffrey Leonard, R (1, 7) OBP: 0.279, SLG: 0.292		2-3 K			1-0 F9		1-1 F4		3 0 0 0 0 1 1													
Candy Maldonado, R (1, 9) OBP: 0.282, SLG: 0.393		1-2 1B			2-0 P6			2-1 F4	3 0 1 0 0 0 0													
Bob Melvin, R (1, 2) OBP: 0.237, SLG: 0.398		1-1 F8			0-2 L8			4-0 FC4-6 BB	2 0 0 0 1 0 1													
Jose Uribe, S (1, 6) OBP: 0.312, SLG: 0.294			1-0 P6			1-2 F2		1-2 FC4-6	3 0 0 0 0 0 1													
Rick Reuschel, R (1, 1) OBP: 0.045, SLG: 0.045			1-0 F2			2-3 K		1-2 F4	1 0 0 0 0 0 0													
Mike Aldrete, L (6, PH) OBP: 0.326, SLG: 0.316									1 0 0 0 0 1 0													
Don Robinson, R (7, 1) OBP: 0.326, SLG: 0.316									0 0 0 0 0 0 0													
Harry Spilman, L (8, PH) OBP: 0.200, SLG: 0.077									1 0 0 0 0 0 1													
Randy Bockus, L (9, 1) ERA:									0 0 0 0 0 0 0													
Inning Stats	R: 0 E: 0 K: 0 S: 7	H: 0 LOB: 0 BB: 0 P: 10	R: 0 E: 0 K: 2 S: 11	H: 1 LOB: 1 BB: 0 P: 16	R: 0 E: 0 K: 0 S: 3	H: 0 LOB: 0 BB: 0 P: 5	R: 0 E: 0 K: 1 S: 8	H: 0 LOB: 0 BB: 0 P: 10	R: 0 E: 0 K: 0 S: 5	H: 0 LOB: 0 BB: 0 P: 8	R: 0 E: 0 K: 2 S: 13	H: 0 LOB: 0 BB: 0 P: 17	R: 0 E: 0 K: 1 S: 8	H: 1 LOB: 1 BB: 0 P: 12	R: 0 E: 0 K: 0 S: 10	H: 0 LOB: 1 BB: 1 P: 18	R: 0 E: 0 K: 1 S: 10	H: 0 LOB: 0 BB: 0 P: 16	1B: 2 2B: 0 3B: 0 HR: 0	SF: 0 SAC: 0 DP: 0 HBP: 0	WP: 0 PB: 0 SB: 0 CS: 0	PA: 30
PITCHER	IP WLS BF H R ER SO BB IBB HBP BLK WP HR S P ERA WHIP											IP WLS BF H R ER SO BB IBB HBP BLK WP HR S P ERA WHIP										
Floyd Youmans, R (1, 1) ERA: 4.06	9.0 W 30 2 0 0 7 1 0 0 0 0 0 0 75 112 0.00 0.333																					

Batter	1	2	3	4	5	6	7	8	9	AB	R	H	RBI	BB	SO	LOB	TOP					
Mitch Webster, S (1, 8) OBP: 0.354, SLG: 0.325	1-3 K		1-3 K			0-1 E3 BB		4-0 HR BB		3	1	0	0	1	2	0	Montreal Expos @ San Francisco Giants Candlestick Park, San Francisco, CA Sun May 22 1988, 6:33 AM EDT Att: 28,831 - Unknown 					
Tim Lincecum, R (1, 5) OBP: 0.280, SLG: 0.355	3-3 K			1-3 K		0-0 F9		1-2 F4		4	0	0	0	0	2	2						
Tim Lincecum, S (1, 7) OBP: 0.398, SLG: 0.449	4-1 BB			0-0 F9		4-1 BB		2-2 4-3		2	0	0	0	2	0	1						
Hubie Brooks, R (1, 9) OBP: 0.287, SLG: 0.401	0-1 F9			0-2 FC6-4 1B		0-1 F8		0-0 HR		4	1	2	2	0	0	3						
Andres Galarraga, R (1, 3) OBP: 0.371, SLG: 0.588 Tim Burke, R (8, 1)	2-3 K			1-1 FC6-4 1-2			0-1 F9	2-1 F8		4	0	0	0	0	1	1						
Jeff Reed, L (1, 2) OBP: 0.344, SLG: 0.333	1-1 F8				3-2 6-3		3-1 2B 1B		3-0 F7	4	0	1	0	0	0	0						
Johnny Paredes, R (1, 4) OBP: 0.291, SLG: 0.253 Tom Foley, L (9, PH) OBP: 0.207, SLG: 0.208	0-3 K				3-2 L6		0-2 P6		0-3 K	3	0	0	0	0	1	1						
Luis Rivera, R (1, 6) OBP: 0.231, SLG: 0.303			2-2 1-3		0-0 P6		1-2 1-3 2B		0-1 1-3	4	0	1	0	0	0	0						
Neal Heaton, L (1, 1) Herm Winstrom, L (6, PH) Andy McCaffigan, R (8, 1) Graig Nettles, L (7, PH) Joe Hesketh, R (7, 1) Jeff Parrett, R (7, 1) Wallace Johnson, S (8, 3)	2-2 1-3				1-2 G3		1-2 F9			1	0	0	0	0	0	0						
Inning Stats	R: 0 E: 0 K: 2 S: 13	H: 0 LOB: 1 BB: 1 P: 21	R: 0 E: 0 K: 2 S: 8	H: 0 LOB: 0 BB: 0 P: 11	R: 0 E: 0 K: 1 S: 10	H: 0 LOB: 0 BB: 0 P: 15	R: 0 E: 0 K: 1 S: 10	H: 1 LOB: 1 BB: 0 P: 12	R: 0 E: 0 K: 0 S: 7	H: 0 LOB: 0 BB: 0 P: 13	R: 0 E: 1 K: 0 S: 9	H: 0 LOB: 2 BB: 1 P: 14	R: 0 E: 0 K: 0 S: 13	H: 2 LOB: 0 BB: 0 P: 20	R: 2 E: 0 K: 0 S: 13	H: 1 LOB: 0 BB: 0 P: 22		R: 0 E: 0 K: 1 S: 6	H: 0 LOB: 0 BB: 0 P: 9	1B: 2 2B: 1 3B: 0 HR: 1	SF: 0 SAC: 0 DP: 0 HBP: 0	WP: 0 PB: 0 SB: 0 CS: 0
PITCHER	IP WLS BF H R ER SO BB IBB HBP BLK WP HR S P ERA WHIP																					
Kelly Downs, R (1, 1) ERA: 3.42	8.0 W 32 4 2 2 6 3 0 0 0 0 0 1 83 128 2.25 0.875																					
Scott Garrelts, R (9, 1) ERA: 3.21	1.0 3 0 0 0 1 0 0 0 0 0 0 0 6 9 0.00 0.000																					

Batter	1	2	3	4	5	6	7	8	9	AB	R	H	RBI	BB	SO	LOB	BOTTOM			
Brett Butler, L (1, 8) OBP: 0.346, SLG: 0.340	0-0 B3	4-2 F9 BLK BB		2-2 P6			4-2 S S 1B BB	1-0 CS		2	1	0	0	2	0	0	Montreal Expos @ San Francisco Giants Candlestick Park, San Francisco, CA Sun May 22 1988, 6:33 AM EDT Att: 28,831 - Unknown 			
Chris Speier, R (1, 4) OBP: 0.378, SLG: 0.462	4-1 1B BB	1-1 F9		1-2 5-3			1-3 K			3	1	0	0	1	1	2				
Will Clark, L (1, 3) OBP: 0.353, SLG: 0.522	1-0 P8	3-0 G3		0-1 HR			2-2 WP 6-3 1B			4	1	2	2	0	0	2				
Kevin Mitchell, R (1, 5) OBP: 0.341, SLG: 0.484	4-1 1B BB		3-2 F9		1-1 F8		0-0 6-3			3	1	0	0	1	0	1				
Jeffrey Leonard, R (1, 7) OBP: 0.294, SLG: 0.333	2-2 1B	2-1 3B		0-0 2B			2-0 6-3			4	1	3	1	0	0	1				
Candy Maldonado, R (1, 9) OBP: 0.287, SLG: 0.392	0-0 2B 1B		1-1 HBP		0-2 3-1			2-2 F8		3	1	1	1	0	0	1				
Bob Melvin, R (1, 2) OBP: 0.238, SLG: 0.402	3-2 1H 2H 2B		0-0 L3		0-2 F8		0-1 F9			4	0	1	2	0	0	2				
Jose Uribe, S (1, 6) OBP: 0.311, SLG: 0.313	1-1 5-3		1-2 5-3		2-2 P6		1-1 HR			4	1	1	1	0	0	1				
Kelly Downs, R (1, 1) OBP: 0.071, SLG: 0.071 Mike Aldrete, L (8, PH) OBP: 0.333, SLG: 0.325 Scott Garrelts, R (9, 1)	1-3 K		0-3 K		1-3 K		1-2 CS 1B			3	0	0	0	0	3	0				
Inning Stats	R: 4 E: 1 K: 0 S: 13	H: 3 LOB: 1 BB: 2 P: 28	R: 0 E: 0 K: 1 S: 8	H: 0 LOB: 1 BB: 1 P: 17	R: 0 E: 0 K: 0 S: 7	H: 1 LOB: 1 BB: 0 P: 13	R: 0 E: 0 K: 1 S: 10	H: 0 LOB: 0 BB: 0 P: 13	R: 1 E: 0 K: 0 S: 11	H: 2 LOB: 1 BB: 0 P: 13	R: 0 E: 0 K: 1 S: 10	H: 0 LOB: 0 BB: 0 P: 13	R: 1 E: 0 K: 1 S: 11	H: 1 LOB: 1 BB: 1 P: 20	R: 1 E: 0 K: 0 S: 10	H: 2 LOB: 0 BB: 0 P: 15		1B: 4 2B: 3 3B: 1 HR: 2	SF: 0 SAC: 0 DP: 1 HBP: 1	WP: 1 PB: 0 SB: 2 CS: 1
PITCHER	IP WLS BF H R ER SO BB IBB HBP BLK WP HR S P ERA WHIP																			
Neal Heaton, L (1, 1) ERA: 6.11	5.0 L 24 4 5 5 2 3 0 0 0 0 0 0 49 84 9.00 1.800																			
Andy McCaffigan, R (6, 1) ERA: 4.5	1.0 3 0 0 0 1 0 0 0 0 0 0 0 10 13 0.00 0.000																			
Joe Hesketh, L (7, 1) ERA: 4.0	0.2 4 1 1 1 1 1 0 0 0 0 0 0 10 17 13.50 3.000																			
Jeff Parrett, R (7, 1) ERA: 2.63	0.1 1 0 0 0 0 0 0 0 0 0 1 0 1 3 0.00 0.000																			
Tim Burke, R (8, 1) ERA: 2.82	1.0 4 2 1 1 0 0 0 0 0 0 0 1 10 15 9.00 2.000																			

Batter	1	2	3	4	5	6	7	8	9	10	11	12	13	AB R H RBI BB SO LOB	TOP												
Dickie Thorn, R OBP: 0.338, SLG: 0.319 Mark Grant, R (12, 1) Mark Parent, R OBP: 0.192, SLG: 0.200														5 1 2 1 0 0 1 0 0 0 0 0 0 0 0 0 0 0 0 0 0	San Diego Padres @ Montreal Expos Olympic Stadium, Montreal, QB Tue May 24 1988, 7:05 PM EDT Att. 14,234 - Dome - 75 F												
Roberto Alomar, S OBP: 0.273, SLG: 0.352														5 1 2 1 0 0 3													
John Kruk, L OBP: 0.403, SLG: 0.457														3 0 0 0 2 0 0													
Randy Ready, R OBP: 0.381, SLG: 0.430														5 0 1 1 1 1 3													
Keith Moreland, R OBP: 0.315, SLG: 0.331 Shawn Abner, R OBP: 0.235, SLG: 0.304 Dave Leiper, L (11, 1) Gary Templeton, S OBP: 0.223, SLG: 0.237														3 0 1 0 0 0 2 2 0 0 0 0 0 0 0 0 0 0 0 0 0 1 1 0 0 0 0 1													
Marvell Wynne, L OBP: 0.368, SLG: 0.717														5 3 2 3 1 1 1													
Benito Santiago, R OBP: 0.231, SLG: 0.333 Candy Sierra, R (13, 1)														6 0 2 0 0 1 2 0 0 0 0 0 0 0													
Shane Mack, R OBP: 0.266, SLG: 0.231														5 0 0 0 0 1 4													
Jimmy Jones, R Mark Davis, L Lance McCullers, S Carmelo Martinez, R Greg Booker, R Chris Brown, R OBP: 0.317, SLG: 0.311														3 0 0 0 0 0 1 0 0 0 0 0 0 0 1 0 1 0 0 0 0 0 0 0 0 0 0 0													
Inning Stats	R: 0 E: 0 K: 1 S: 11	H: 1 LOB: 2 BB: 1 P: 18	R: 0 E: 0 K: 1 S: 9	H: 1 LOB: 1 BB: 0 P: 11	R: 1 E: 0 K: 0 S: 13	H: 2 LOB: 2 BB: 1 P: 24	R: 0 E: 0 K: 0 S: 7	H: 1 LOB: 1 BB: 0 P: 11	R: 0 E: 0 K: 0 S: 5	H: 0 LOB: 0 BB: 0 P: 8	R: 0 E: 0 K: 0 S: 9	H: 1 LOB: 0 BB: 0 P: 12	R: 0 E: 0 K: 1 S: 7	H: 0 LOB: 0 BB: 0 P: 13	R: 0 E: 0 K: 1 S: 9	H: 1 LOB: 0 BB: 0 P: 13	R: 1 E: 1 K: 0 S: 14	H: 1 LOB: 2 BB: 0 P: 21	R: 2 E: 1 K: 0 S: 8	H: 1 LOB: 0 BB: 1 P: 15	1B: 8 2B: 2 3B: 0 HR: 3	SF: 1 SAC: 2 DP: 3 HBP: 1	W/P: 0 PB: 1 SB: 1 CS: 1	PA: 52			
PITCHER	IP WLS BF H R ER SO BB IBB HBP BLK WP HR S P ERA WHIP																										
John Dopson, R ERA: 2.66	7.0 28 6 2 2 2 2 2 0 0 0 0 0 1 59 92 2.57 1.143																										
Joe Hasketh, L ERA: 3.86	0.1 2 1 0 0 0 0 0 0 0 0 0 0 0 4 5 0.00 3.000																										
Jeff Parrett, R ERA: 2.4	2.2 7 1 0 0 2 1 0 0 0 0 0 0 0 21 33 0.00 0.750																										
Tim Burke, R ERA: 3.09	1.0 4 1 1 1 0 0 0 0 0 0 0 1 7 14 9.00 1.000																										
Andy McGaffigan, R ERA: 4.78	2.0 W 11 2 3 2 0 1 0 1 0 0 0 1 22 36 9.00 1.500																										

Batter	1	2	3	4	5	6	7	8	9	10	11	12	13	AB R H RBI BB SO LOB	BOTTOM												
Tim Raines, S OBP: 0.409, SLG: 0.457															6 2 4 1 1 0 0												
Mich Webster, S OBP: 0.369, SLG: 0.339														4 1 3 1 1 0 1													
Hubie Brooks, R OBP: 0.296, SLG: 0.410														6 0 3 2 1 1 2													
Tim Wallach, R OBP: 0.282, SLG: 0.360														6 0 2 1 0 0 7													
Andres Galarraga, R OBP: 0.394, SLG: 0.590														6 2 1 1 0 1 3													
Tom Foley, L OBP: 0.205, SLG: 0.205														6 0 1 1 0 1 2													
Nelson Santovenia, R OBP: 0.400, SLG: 0.381														5 1 1 0 0 1 0													
Luis Rivera, R OBP: 0.256, SLG: 0.324														6 1 4 0 0 0 0													
John Dopson, L Herni Washington, L Drew Gooden, R Joe Hasketh, R Jeff Parrett, R Lance McCullers, S Carmelo Martinez, R Tim Burke, R Greg Booker, R Andy McGaffigan, R Dave Leiper, L														1 0													
Inning Stats	R: 0 E: 0 K: 1 S: 12	H: 0 LOB: 1 BB: 1 P: 19	R: 0 E: 0 K: 1 S: 11	H: 0 LOB: 0 BB: 0 P: 18	R: 0 E: 0 K: 0 S: 7	H: 1 LOB: 1 BB: 0 P: 10	R: 0 E: 0 K: 0 S: 6	H: 1 LOB: 1 BB: 0 P: 12	R: 0 E: 0 K: 0 S: 5	H: 1 LOB: 0 BB: 0 P: 6	R: 0 E: 0 K: 0 S: 7	H: 2 LOB: 1 BB: 0 P: 11	R: 1 E: 1 K: 0 S: 14	H: 2 LOB: 1 BB: 0 P: 15	R: 0 E: 0 K: 0 S: 5	H: 1 LOB: 2 BB: 2 P: 17	R: 1 E: 1 K: 0 S: 10	H: 2 LOB: 1 BB: 0 P: 15	R: 1 E: 0 K: 0 S: 9	H: 2 LOB: 1 BB: 0 P: 11	R: 3 E: 0 K: 1 S: 16	H: 5 LOB: 2 BB: 0 P: 26	1B: 15 2B: 4 3B: 0 HR: 1	SF: 0 SAC: 4 DP: 3 HBP: 0	W/P: 1 PB: 0 SB: 1 CS: 0	PA: 57	
PITCHER	IP WLS BF H R ER SO BB IBB HBP BLK WP HR S P ERA WHIP																										
Jimmy Jones, R ERA: 2.93	6.1 26 7 1 1 2 1 0 0 0 0 0 0 8 62 94 1.42 1.263																										
Mark Davis, L ERA: 1.99	1.0 4 2 0 0 0 0 0 0 0 0 0 0 0 8 12 0.00 2.000																										
Lance McCullers, R ERA: 2.9	1.2 5 1 1 1 2 0 0 0 0 0 0 0 0 11 17 5.40 6.600																										
Greg Booker, R ERA: 2.66	1.2 9 3 1 0 0 0 2 0 0 0 0 0 0 12 26 0.00 1.800																										
Dave Leiper, L ERA: 1.69	0.2 3 1 1 1 0 0 0 0 0 0 0 0 0 6 9 13.50 1.500																										

San Diego Padres @ Montreal Expos
Olympic Stadium, Montreal, QB
Tue May 24 1988, 7:05 PM EDT
Att. 14,234 - Dome - 75 F

AB 44
R 6
H 11
RBI 6
BB 4
SO 4
LOB 18



San Diego Padres @ Montreal Expos
Olympic Stadium, Montreal, QB
Tue May 24 1988, 7:05 PM EDT
Att. 14,234 - Dome - 75 F

AB 50
R 7
H 20
RBI 7
BB 3
SO 5
LOB 19



Batter	1	2	3	4	5	6	7	8	9	AB	R	H	RBI	BB	SO	LOB	TOP					
Dickie Thon, R OBP: 0.329, SLG: 0.311	1-1 BB 1B 1B	1-1 E6 2H		1-0 G1 1-2		0-2 F7			2-2 L8	5	0	1	0	0	0	3						
Roberto Alomar, S OBP: 0.271, SLG: 0.346	1-0 L4	2-2 P6		1-0 1B		0-0 FC4-6 1-2			2-2 F8	5	0	1	0	0	0	4						
John Kruk, L OBP: 0.398, SLG: 0.450	1-1 BB 1-2 1B		3-2 6-3	1-3 K					2-2 4-3	4	0	1	0	0	1	2						
Randy Ready, R OBP: 0.370, SLG: 0.415	1-3 K		3-3 K		1-2 F9				2-0 F7	4	0	0	0	0	2	2						
Keith Moreland, R OBP: 0.320, SLG: 0.338	4-0 FC5-4 1-2 2-3 BB		2-0 1B 2B		2-0 F9				0-1 5-3	3	1	1	0	1	0	0						
Marvell Wynne, L OBP: 0.361, SLG: 0.688	2-1 FC5-4 1-2		0-1 FC6-4 2H 1B		3-1 L9				0-2 4-1	4	0	1	1	0	0	3						
Benito Santiago, R OBP: 0.231, SLG: 0.338		1-2 E 2B	0-0 FC6-4 1-2		0-0 P9				0-1 P3	4	1	1	0	0	0	1						
Shane Mack, R OBP: 0.283, SLG: 0.236	0-0 L4		2-0 FC1-6 HBP 1B		3-2 1B				2-1 3-1	3	0	1	0	0	0	1						
Ed Whitson, R OBP: 0.077, SLG: 0.077		0-3 K		0-0 FC1-6 G1 1-2		0-0 FC4-6 1B			1-3 K2-3	2	0	0	0	0	1	2						
Tim Flannery, L OBP: 0.294, SLG: 0.294										1	0	1	0	0	0	0						
Greg Booker, R OBP: 0.221, SLG: 0.235										0	0	0	0	0	0	0						
Garry Templeton, S OBP: 0.221, SLG: 0.235										1	0	0	0	0	1	0						
Inning Stats	R: 0 E: 0 K: 1 S: 10	H: 2 LOB: 3 BB: 1 P: 20	R: 1 E: 1 K: 1 S: 13	H: 1 LOB: 1 BB: 0 P: 17	R: 1 E: 0 K: 1 S: 11	H: 2 LOB: 1 BB: 0 P: 19	R: 0 E: 0 K: 1 S: 6	H: 1 LOB: 2 BB: 0 P: 11	R: 0 E: 0 K: 0 S: 6	H: 0 LOB: 0 BB: 0 P: 12	R: 0 E: 0 K: 0 S: 12	H: 2 LOB: 2 BB: 0 P: 15	R: 0 E: 0 K: 0 S: 6	H: 0 LOB: 0 BB: 0 P: 10	R: 0 E: 0 K: 0 S: 7	H: 0 LOB: 0 BB: 0 P: 9	R: 0 E: 0 K: 1 S: 9	H: 0 LOB: 0 BB: 0 P: 14	1B: 6 2B: 2 3B: 0 HR: 0	SF: 0 SAC: 0 DP: 0 HBP: 1	WP: 0 PB: 0 SB: 0 CS: 0	PA: 38
PITCHER Dennis Martinez, R ERA: 2.61	IP: 9.0 WLS: W BF: 38 H: 8 R: 2 ER: 1 SO: 5 BB: 1 IBB: 0 HBP: 1 BLK: 0 WP: 0 HR: 0 S: 80 P: 127 ERA: 1.00 WHIP: 1.000																	PITCHER				

San Diego Padres @ Montreal Expos
Olympic Stadium, Montreal, QB
Wed May 25 1988, 7:05 PM EDT
Att. 10,586 - Dome - 73 F

AB	36
R	2
H	8
RBI	1
BB	1
SO	5
LOB	18



Batter	1	2	3	4	5	6	7	8	9	AB	R	H	RBI	BB	SO	LOB	BOTTOM			
Tim Raines, S OBP: 0.406, SLG: 0.452	3-2 F7		2-0 G3		0-0 1B WP 1B		3-1 6-3			4	1	1	0	0	0	0				
Mitch Webster, S OBP: 0.373, SLG: 0.338	4-1 BLK 3B BB		0-2 P7		0-0 WP 1-3 SF7 1B		1-0 P3			3	2	1	0	1	0	0				
Hubie Brooks, R OBP: 0.291, SLG: 0.401	1-2 F9 1-2		2-1 6-3		1-3 K		3-3 K			4	0	0	0	0	2	3				
Tim Wallach, R OBP: 0.293, SLG: 0.380	1-0 2H 3B		2-2 1B 2B 1B		2-1 SF7		4-2 1B 2B BB			2	2	2	2	1	0	0				
Andres Galarraga, R OBP: 0.367, SLG: 0.588	2-3 K		0-2 2B 6-3 1B		0-2 K		1-1 2B K 1B			4	1	2	0	0	2	1				
Tom Foley, L OBP: 0.228, SLG: 0.253		0-2 CS 1B 1B		1-0 1-3 2H 2B		2-3 K		0-0 1-3 2H 2B		4	0	3	2	0	1	0				
Nelson Santovenia, R OBP: 0.414, SLG: 0.440	1-0 CS 1B		0-1 6-3		3-2 4-3 2B		2-3 K 2B		2-3 K	4	0	2	1	0	1	3				
Luis Rivera, R OBP: 0.246, SLG: 0.312		3-3 K		3-H 2-0 F2		2-2 4-3		3-H 3-3 K		4	0	0	0	0	2	5				
Dennis Martinez, R OBP: 0.292, SLG: 0.304		0-3 K		1-1 4-3		0-1 6-3				3	0	0	0	0	1	3				
Inning Stats	R: 1 E: 0 K: 1 S: 13	H: 1 LOB: 1 BB: 1 P: 24	R: 0 E: 0 K: 2 S: 10	H: 2 LOB: 1 BB: 0 P: 14	R: 0 E: 0 K: 0 S: 6	H: 0 LOB: 0 BB: 0 P: 10	R: 2 E: 0 K: 0 S: 13	H: 3 LOB: 1 BB: 0 P: 19	R: 2 E: 0 K: 2 S: 12	H: 2 LOB: 0 BB: 0 P: 17	R: 0 E: 0 K: 1 S: 13	H: 1 LOB: 1 BB: 0 P: 20	R: 0 E: 0 K: 1 S: 8	H: 0 LOB: 0 BB: 0 P: 15	R: 1 E: 0 K: 2 S: 13	H: 2 LOB: 1 BB: 1 P: 23	1B: 7 2B: 4 3B: 1 HR: 0	SF: 1 SAC: 0 DP: 1 HBP: 0	WP: 2 PB: 0 SB: 0 CS: 2	PA: 35
PITCHER Ed Whitson, R ERA: 5.86	IP: 5.0 WLS: L BF: 23 H: 8 R: 5 ER: 5 SO: 5 BB: 1 IBB: 0 HBP: 0 BLK: 1 WP: 1 HR: 0 S: 54 P: 84 ERA: 9.00 WHIP: 1.800																	PITCHER		
PITCHER Greg Booker, R ERA: 2.7	IP: 3.0 WLS: L BF: 12 H: 3 R: 1 ER: 1 SO: 4 BB: 1 IBB: 0 HBP: 0 BLK: 0 WP: 0 HR: 0 S: 34 P: 58 ERA: 3.00 WHIP: 1.333																	PITCHER		

San Diego Padres @ Montreal Expos
Olympic Stadium, Montreal, QB
Wed May 25 1988, 7:05 PM EDT
Att. 10,586 - Dome - 73 F


AB	32
R	6
H	11
RBI	5
BB	2
SO	9
LOB	15



Batter	1	2	3	4	5	6	7	8	9	AB	R	H	RBI	BB	SO	LOB	TOP			
Dickie Thon, R (1, 6) OBP: 0.337, SLG: 0.325	1-1 BLK SF8 HBP		3-1 1-H 2B		1-3 K			0-0 F9		3	1	1	0	0	1	1				
Roberto Alomar, S (1, 4) OBP: 0.283, SLG: 0.336	1-2 5-3		0-0 F8		0-1 4-3			2-2 F8		4	0	0	0	0	0	3				
John Kruk, L (1, 3) OBP: 0.394, SLG: 0.446	1-0 SF8			0-0 CS 1B				0-0 F8		3	0	1	1	0	0	0				
Randy Ready, R (1, 5) OBP: 0.366, SLG: 0.418	0-1 F7			2-0 SAFE 1B				1-2 4-3		4	1	1	0	0	0	0				
Keith Moreland, R (1, 7) OBP: 0.325, SLG: 0.350		1-1 5-3		1-1 2B				0-1 BLK 1B		4	0	2	1	0	0	0				
Marvell Wynne, L (1, 8) OBP: 0.342, SLG: 0.647		1-2 4-3		0-0 F7				1-3 K		4	0	0	0	0	1	2				
Benito Santiago, R (1, 2) OBP: 0.227, SLG: 0.331		1-3 K		0-2 F7				0-1 L3		3	0	0	0	0	1	1				
Shane Mack, R (1, 9) OBP: 0.270, SLG: 0.224			1-2 6-3		0-0 4-3			2-3 K		3	0	0	0	0	1	0				
Andy Hawkins, R (1, 1) OBP: 0.200, SLG: 0.200			1-0 2B 1B		0-0 1B			3-3 K		2	0	2	0	0	0	0				
Tim Flannery, L (7, PH) OBP: 0.278, SLG: 0.278										1	0	0	0	0	1	0				
Lance McCullers, S (7, 1)										0	0	0	0	0	0	0				
Inning Stats	R: 1 E: 0 K: 0 S: 7	H: 0 LOB: 0 BB: 0 P: 10	R: 0 E: 0 K: 1 S: 8	H: 0 LOB: 0 BB: 0 P: 11	R: 0 E: 0 K: 1 S: 7	H: 2 LOB: 1 BB: 0 P: 12	R: 1 E: 0 K: 0 S: 9	H: 3 LOB: 1 BB: 0 P: 11	R: 0 E: 0 K: 1 S: 10	H: 1 LOB: 1 BB: 0 P: 15	R: 0 E: 0 K: 2 S: 10	H: 0 LOB: 0 BB: 0 P: 15	R: 0 E: 0 K: 0 S: 5	H: 0 LOB: 0 BB: 0 P: 7	R: 0 E: 0 K: 0 S: 9	H: 0 LOB: 0 BB: 0 P: 14	1B: 4 2B: 3 3B: 0 HR: 0	SF: 1 SAC: 0 DP: 0 HBP: 1	WP: 0 PB: 0 SB: 1 CS: 1	PA: 33
PITCHER	IP WLS BF H R ER SO BB IBB HBP BLK WP HR S P ERA WHIP																			
Bryn Smith, R (1, 1) ERA: 3.7	6.0 W 24 7 2 2 3 0 0 0 0 0 0 49 68 3.00 1.167																			
Jeff Parrett, R (7, 1) ERA: 2.18	3.0 S 9 0 0 0 2 0 0 0 0 0 0 24 36 0.00 0.000																			

San Diego Padres @ Montreal Expos
Olympic Stadium, Montreal, QB
Thu May 26 1988, 7:05 PM EDT
Att: 9,554 - Dome


AB	31
R	2
H	7
RBI	2
BB	0
SO	5
LOB	7



Batter	1	2	3	4	5	6	7	8	9	AB	R	H	RBI	BB	SO	LOB	BOTTOM			
Tim Raines, S (1, 7) OBP: 0.401, SLG: 0.444	1-2 G3		3-1 FC5-4		0-1 FC6-4 1B			2-0 G3		5	0	1	0	0	0	4				
Mitch Webster, S (1, 8) OBP: 0.363, SLG: 0.328	2-2 F8		2-2 F8		1-0 FC6-4 CS			0-0 L9		4	0	0	0	0	0	2				
Hubie Brooks, R (1, 9) OBP: 0.285, SLG: 0.392	0-3 K			1-1 5-3				2-0 5-3		4	0	0	0	0	1	1				
Tim Wallach, R (1, 5) OBP: 0.303, SLG: 0.407		1-1 G6-4-3 1B		2-2 3B 2B				1-2 1B 3B		4	2	3	0	0	0	0				
Andres Galarraga, R (1, 3) OBP: 0.370, SLG: 0.598		0-1 G6-4-3		1-0 1B 3B				1-0 6-3		4	2	2	2	0	0	1				
Tom Foley, L (1, 4) OBP: 0.280, SLG: 0.270		0-0 1B		1-0 1B				4-0 SF8 SH5-4 BB		2	1	2	1	2	0	0				
Nelson Santovenia, R (1, 2) OBP: 0.439, SLG: 0.571		0-1 4-3		1-2 1B				0-1 SH5-4		3	1	2	2	0	0	1				
Luis Rivera, R (1, 6) OBP: 0.246, SLG: 0.313			1-1 FC5-4 1B		1-0 F9			3-2 SF8		3	0	1	1	0	0	2				
Bryn Smith, R (1, 1) OBP: 0.118, SLG: 0.063			0-3 K		1-3 K			4-2 BB		2	0	0	0	0	2	3				
Wallace Johnson, S (6, PH) OBP: 0.429, SLG: 0.421										0	0	0	0	1	0	0				
Jeff Parrett, R (7, 1) ERA: 3.27										0	0	0	0	1	0	0				
Inning Stats	R: 0 E: 0 K: 1 S: 13	H: 0 LOB: 0 BB: 0 P: 16	R: 0 E: 0 K: 0 S: 7	H: 2 LOB: 1 BB: 0 P: 8	R: 0 E: 0 K: 1 S: 11	H: 1 LOB: 0 BB: 0 P: 16	R: 2 E: 0 K: 1 S: 15	H: 4 LOB: 2 BB: 0 P: 24	R: 0 E: 0 K: 0 S: 4	H: 1 LOB: 0 BB: 0 P: 7	R: 2 E: 0 K: 0 S: 10	H: 2 LOB: 2 BB: 2 P: 25	R: 0 E: 0 K: 0 S: 6	H: 0 LOB: 0 BB: 0 P: 11	R: 2 E: 0 K: 0 S: 7	H: 1 LOB: 1 BB: 2 P: 19	1B: 7 2B: 1 3B: 2 HR: 1	SF: 1 SAC: 1 DP: 1 HBP: 0	WP: 0 PB: 0 SB: 0 CS: 1	PA: 37
PITCHER	IP WLS BF H R ER SO BB IBB HBP BLK WP HR S P ERA WHIP																			
Andy Hawkins, R (1, 1) ERA: 4.13	6.0 L 28 10 4 4 3 2 0 0 0 0 0 60 96 6.00 2.000																			
Lance McCullers, R (7, 1) ERA: 3.27	2.0 9 1 2 2 0 2 0 0 0 1 0 1 13 30 9.00 1.500																			

San Diego Padres @ Montreal Expos
Olympic Stadium, Montreal, QB
Thu May 26 1988, 7:05 PM EDT
Att: 9,554 - Dome

AB	31
R	6
H	11
RBI	6
BB	4
SO	3
LOB	14



Batter	1	2	3	4	5	6	7	8	9	AB	R	H	RBI	BB	SO	LOB	TOP								
Steve Sax, R (1,4) OBP: 0.330, SLG: 0.407 Mike Sharperson, R (8,4) OBP: 0.667, SLG: 0.667	1-2 3B		0-0 L4		0-3 K			2-2 SH3-4 1B	0-0 2B 1B	4	1	2	0	0	1	1									
Mike Davis, L (1,9) OBP: 0.294, SLG: 0.259 Mickey Hatcher, R (9, PH) OBP: 0.361, SLG: 0.441	3-3 K		4-2 FC4-6 BB		3-1 F7			0-1 SH3-4 1B	1-1 SF9 1B	2	0	0	0	1	1	1									
Kirk Gibson, L (1,7) OBP: 0.360, SLG: 0.497	2-3 K		1-0 FC4-6 1-2		3-2 CS 1B			1-0 S 1B	1-2 FC5 2B	5	0	3	2	0	1	2									
Mike Marshall, R (1,3) OBP: 0.302, SLG: 0.392	3-3 K				1-1 F7			1-2 1-3 1B	4-0 1B	4	0	0	0	1	2	3									
John Shelby, S (1,8) OBP: 0.350, SLG: 0.378		4-0 S BB			2-2 F9			4-2 1B SF8 1B	1-1 FC5 2-3f	3	1	1	0	2	0	2									
Mike Scioscia, L (1,2) OBP: 0.399, SLG: 0.395 Alejandro Pena, R (8,1)	2-2 F5		1-1 G3		1-1 G3			2-0 1B	0-0 F5	4	0	1	0	0	0	3									
Jeff Hamilton, R (1,5) OBP: 0.189, SLG: 0.294	1-3 K				2-2 F3			1-1 F4	0-0 5-3	4	0	0	0	0	1	3									
Dave Anderson, R (1,6) OBP: 0.444, SLG: 0.516	2-2 F8				1-1 1B			0-0 SF8	3-2 2B 1B	3	1	2	1	0	0	1									
Tim Belcher, R (1,1) OBP: 0.111, SLG: 0.167 Jesse Orosco, R (7,1)			0-3 K		1-3 K			3-H 2-3 K	1-0 1B SF9 2B	3	0	0	0	0	3	2									
Rick Dempsey, R (8,2) OBP: 0.361, SLG: 0.469										1	1	1	1	0	0	0									
Inning Stats	R: 0 E: 0 K: 3 S: 15	H: 1 LOB: 1 BB: 0 P: 24	R: 0 E: 0 K: 1 S: 10	H: 0 LOB: 1 BB: 1 P: 19	R: 0 E: 0 K: 1 S: 8	H: 0 LOB: 1 BB: 1 P: 13	R: 0 E: 0 K: 0 S: 7	H: 0 LOB: 0 BB: 0 P: 11	R: 0 E: 0 K: 2 S: 11	H: 1 LOB: 1 BB: 0 P: 15	R: 0 E: 0 K: 1 S: 10	H: 1 LOB: 0 BB: 0 P: 18	R: 1 E: 0 K: 1 S: 9	H: 2 LOB: 1 BB: 0 P: 14	R: 1 E: 0 K: 0 S: 16	H: 2 LOB: 2 BB: 1 P: 24	R: 3 E: 0 K: 0 S: 12	H: 4 LOB: 2 BB: 1 P: 22	1B: 8 2B: 2 HR: 0	SF: 2 SAC: 1 DP: 0 HBP: 0	WP: 0 PB: 0 SB: 2 CS: 1	PA: 41			
PITCHER	IP	WLS	BF	H	R	ER	SO	BB	IBB	HBP	BLK	WP	HR	S	P	ERA	WHIP								
Floyd Youmans, R (1,1) ERA: 3.88	7.0		27	5	1	1	9	2	0	0	0	0	0	70	114	1.29	1.000								
Bob McClure, L (8,1) ERA: 7.56	0.1	L	3	2	1	1	0	0	0	0	0	0	0	8	11	27.00	6.000								
Tim Burke, R (8,1) ERA: 4.07	1.0		7	3	3	3	0	1	0	0	0	0	0	14	23	27.00	4.000								
Joe Hesketh, L (9,1) ERA: 3.6	0.2		4	1	0	0	0	0	1	0	0	0	0	6	12	0.00	1.500								

Los Angeles Dodgers @ Montreal Expos
Olympic Stadium, Montreal, QB
Fri May 27 1988, 7:05 PM EDT
Att: 18,113 - Dome

AB 34
R 5
H 11
RBI 5
BB 4
SO 9
LOB 18



Batter	1	2	3	4	5	6	7	8	9	AB	R	H	RBI	BB	SO	LOB	BOTTOM								
Tim Raines, S (1,7) OBP: 0.398, SLG: 0.440	1-3 K		3-2 F8			1-0 F8		1-1 FC5-4 1B		4	0	1	0	0	1	0									
Mitch Webster, S (1,8) OBP: 0.354, SLG: 0.319	0-0 F7				3-1 F6			2-0 FC5-4 6-3		4	0	0	0	0	0	1									
Hubie Brooks, R (1,9) OBP: 0.279, SLG: 0.384	1-3 K				0-2 F9			0-0 6-3		4	0	0	0	0	1	1									
Tim Wallach, R (1,5) OBP: 0.308, SLG: 0.406 Joe Hesketh, R (9,1)		0-2 F4			1-2 1B			4-2 2B WP BB	1-1 F7	3	1	1	0	1	0	1									
Andres Galarraga, R (1,3) OBP: 0.372, SLG: 0.618	1-3 K				3-3 K			3-2 WP 2B	1-0 HR	4	1	2	1	0	2	1									
Tom Foley, L (1,4) OBP: 0.270, SLG: 0.272	2-2 1B				0-1 F9			4-0 WP IBB	0-1 F7	3	0	1	0	1	0	0									
Nelson Santovenia, R (1,2) OBP: 0.444, SLG: 0.546	0-3 K				1-1 F3			4-0 FC5-4 BB	1-2 1B	3	0	1	0	1	1	1									
Luis Rivera, R (1,6) OBP: 0.242, SLG: 0.307 Wallace Johnson, S (7, PH) OBP: 0.409, SLG: 0.400 Johnny Paredes, R (8,4) OBP: 0.287, SLG: 0.250			1-2 F5		1-0 F8			1-1 F4	3-2 F9	2	0	0	0	0	0	0									
Floyd Youmans, R (1,1) OBP: 0.118, SLG: 0.125 Dave Engle, R (7, PH) OBP: 0.316, SLG: 0.263 Bob McClure, R (8,1) OBP: 0.361, SLG: 0.469			2-2 1-3			3-2 5-3		1-1 FC5-4	0-0 G3	2	0	0	0	0	0	0									
Graig Nettles, L (9,5) OBP: 0.214, SLG: 0.269								1-2 1-2		1	0	0	0	0	0	1									
Inning Stats	R: 0 E: 0 K: 2 S: 10	H: 0 LOB: 0 BB: 0 P: 12	R: 0 E: 0 K: 2 S: 12	H: 1 LOB: 1 BB: 0 P: 15	R: 0 E: 0 K: 0 S: 9	H: 0 LOB: 0 BB: 0 P: 15	R: 0 E: 0 K: 1 S: 12	H: 1 LOB: 1 BB: 0 P: 19	R: 0 E: 0 K: 0 S: 5	H: 0 LOB: 0 BB: 0 P: 7	R: 0 E: 0 K: 0 S: 5	H: 0 LOB: 0 BB: 0 P: 9	R: 1 E: 0 K: 0 S: 15	H: 1 LOB: 3 BB: 3 P: 33	R: 0 E: 0 K: 0 S: 6	H: 1 LOB: 1 BB: 0 P: 10	R: 1 E: 0 K: 0 S: 11	H: 2 LOB: 1 BB: 0 P: 16	1B: 4 2B: 1 HR: 1	SF: 0 SAC: 0 DP: 0 HBP: 0	WP: 1 PB: 0 SB: 0 CS: 0	PA: 36			
PITCHER	IP	WLS	BF	H	R	ER	SO	BB	IBB	HBP	BLK	WP	HR	S	P	ERA	WHIP								
Tim Belcher, R (1,1) ERA: 3.88	6.1		25	3	1	1	5	2	1	0	0	1	0	64	104	1.42	0.789								
Jesse Orosco, L (7,1) ERA: 2.76	1.0	W	4	1	0	0	0	0	0	0	0	0	0	7	12	0.00	1.000								
Alejandro Pena, R (8,1) ERA: 1.4	1.2	S	7	2	1	1	0	0	0	0	0	0	1	14	20	5.40	1.200								

Los Angeles Dodgers @ Montreal Expos
Olympic Stadium, Montreal, QB
Fri May 27 1988, 7:05 PM EDT
Att: 18,113 - Dome

AB 33
R 2
H 6
RBI 1
BB 3
SO 5
LOB 13



Batter	1	2	3	4	5	6	7	8	9	AB	R	H	RBI	BB	SO	LOB	TOP					
Mike Aldrete, L (1, 8) OBP: 0.365, SLG: 0.355	4-2 G6-4-3 BB		1-1 1B FC4-6		1-0 4-3			2-1 6-3		2	1	1	0	1	0	0	San Francisco Giants @ Montreal Expos Olympic Stadium, Montreal, QB Mon May 30, 1988, 7:05 PM EDT Att: 10,762 - Dome - 80 F livebaseballscorecards.com					
Joel Youngblood, R (8, PH) OBP: 0.382, SLG: 0.387										1	0	0	0	0	0	0						
Brett Butler, L (8, 8) OBP: 0.344, SLG: 0.349										0	0	0	0	0	0	0						
Robby Thompson, R (1, 4) OBP: 0.376, SLG: 0.407	2-0 G6-4-3 1-2f		0-1 1-3 FC4-6 1B		3-3 K			3-2 5-3		4	0	1	0	0	1	1						
Will Clark, L (1, 3) OBP: 0.341, SLG: 0.508	1-1 1B 2B		0-2 FC4-6 1-2f 3-H			3-1 1B 2B		0-0 G3		4	1	2	1	0	0	1						
Candy Maldonado, R (1, 9) OBP: 0.308, SLG: 0.400	3-2 2B 1-3 1B		1-3 K			0-0 F9 2-H 1B		2-2 F3		4	0	2	0	0	1	1						
Jeffrey Leonard, R (1, 7) OBP: 0.285, SLG: 0.319	0-0 1-3 2B		0-1 3-1			1-0 F9		0-0 1-3		4	0	1	1	0	0	2						
Kevin Mitchell, R (1, 5) OBP: 0.327, SLG: 0.466	1-2 P3				2-1 5-3			0-1 6-3		4	0	0	0	0	0	3						
Atlee Hammaker, S (9, 1) OBP: 0.250, SLG: 0.250										0	0	0	0	0	0	0						
Bob Melvin, R (1, 2) OBP: 0.217, SLG: 0.355			1-0 F8		0-0 F8			0-1 4-3		3	0	0	0	0	0	0						
Jose Uribe, S (1, 6) OBP: 0.299, SLG: 0.312		3-2 FC1-2-3 3B		1-0 F7			2-0 P6			3	0	1	0	0	0	0						
Michael LaCoss, R (1, 1) OBP: 0.333, SLG: 0.316			1-1 FC1-2-3 3B			1-3 K		3-3 K		3	0	0	0	0	2	1						
Craig Lefferts, L (7, 1) OBP: 0.347, SLG: 0.419										0	0	0	0	0	0	0						
Scott Garrelts, R (8, 1) OBP: 0.347, SLG: 0.419										0	0	0	0	0	0	0						
Chris Speier, R (9, 5) OBP: 0.347, SLG: 0.419										0	0	0	0	0	0	0						
Inning Stats	R: 1 E: 0 K: 0 S: 14	H: 3 LOB: 2 BB: 1 P: 25	R: 0 E: 0 K: 0 S: 7	H: 1 LOB: 0 BB: 0 P: 11	R: 1 E: 1 K: 1 S: 13	H: 2 LOB: 1 BB: 0 P: 14	R: 0 E: 0 K: 0 S: 4	H: 0 LOB: 0 BB: 0 P: 7	R: 0 E: 0 K: 2 S: 8	H: 0 LOB: 0 BB: 0 P: 13	R: 0 E: 0 K: 0 S: 6	H: 2 LOB: 1 BB: 0 P: 12	R: 0 E: 0 K: 1 S: 7	H: 0 LOB: 0 BB: 0 P: 12	R: 0 E: 0 K: 0 S: 6	H: 0 LOB: 0 BB: 0 P: 11	R: 0 E: 0 K: 0 S: 7	H: 0 LOB: 0 BB: 0 P: 9	1B: 5 2B: 3 3B: 1 HR: 0	SF: 0 SAC: 0 DP: 2 HBP: 0	WP: 0 PB: 0 CS: 0	PA: 33
PITCHER	IP WLS BF H R ER SO BB IBB HBP BLK WP HR S P ERA WHIP	6.0 24 8 2 2 3 1 0 0 0 0 0 0 52 82 3.00 1.500	1.0 3 0 0 0 1 0 0 0 0 0 0 0 7 12 0.00 0.000	1.0 3 0 0 0 0 0 0 0 0 0 0 0 6 11 0.00 0.000	1.0 W 3 0 0 0 0 0 0 0 0 0 0 7 9 0.00 0.000	PITCHER										IP WLS BF H R ER SO BB IBB HBP BLK WP HR S P ERA WHIP						

Batter	1	2	3	4	5	6	7	8	9	AB	R	H	RBI	BB	SO	LOB	BOTTOM					
Tim Raines, S (1, 7) OBP: 0.386, SLG: 0.423	0-1 F7		0-0 4-3 1-2			0-1 F5		1-2 FC6-5-4 SH1-4 1B	1-0 1B	5	0	2	2	0	0	1	San Francisco Giants @ Montreal Expos Olympic Stadium, Montreal, QB Mon May 30, 1988, 7:05 PM EDT Att: 10,762 - Dome - 80 F livebaseballscorecards.com					
Mitch Webster, S (1, 8) OBP: 0.370, SLG: 0.331	4-1 1B BB		0-0 F9			0-1 1B		0-0 SH1-4		2	0	1	0	1	0	1						
Hubie Brooks, R (1, 9) OBP: 0.286, SLG: 0.391	0-1 1-3 1B			2-2 G6-4-3 1B		3-2 4-3		1-1 FC6-5-4-1		4	0	2	0	0	0	2						
Tim Wallach, R (1, 5) OBP: 0.299, SLG: 0.387	1-0 G5-4-3 1-2f			0-1 G6-4-3 1-2f		1-0 L7		2-2 6-3		4	0	0	0	0	0	4						
Andres Galarraga, R (1, 3) OBP: 0.370, SLG: 0.616		2-0 1-3		2-2 6-3		2-2 1B 3B			2-1 2B 1B	4	2	2	0	0	0	0						
Tom Foley, L (1, 6) OBP: 0.259, SLG: 0.253			3-3 K		0-0 F8		4-0 1B BB		1-1 B2	3	0	0	0	1	1	1						
Nelson Santovenia, R (1, 2) OBP: 0.432, SLG: 0.526		1-0 P6			3-1 L8		0-1 1-2 3-H 1B		1-1 1B 2B	4	0	2	1	0	0	0						
Luis Rivera, R (9, PR) OBP: 0.244, SLG: 0.306									1-3 1B 2B	0	1	0	0	0	0	0						
Johnny Paredes, R (1, 4) OBP: 0.287, SLG: 0.244			4-2 4-3 BB		2-1 L4		2-1 F9		4-0 1B IBB	2	0	0	0	1	0	2						
Graig Nettles, L (9, PH) OBP: 0.233, SLG: 0.259			1-3 K						1-3 K	0	0	0	0	0	0	0						
Dennis Martinez, R (1, 1) OBP: 0.286, SLG: 0.292										1	0	0	0	0	1	1						
Herm Werninghaus, L (6, PH) OBP: 0.309, SLG: 0.300										1	0	0	0	0	0	0						
Tim Burke, R (7, 1) OBP: 0.309, SLG: 0.300										0	0	0	0	0	0	0						
Dave Engle, R (7, PH) OBP: 0.286, SLG: 0.292										1	0	0	0	0	0	2						
Joe Hesketh, R (8, 1) OBP: 0.287, SLG: 0.244										0	0	0	0	0	0	0						
Andy McGaffigan, R (9, 1) OBP: 0.287, SLG: 0.244										0	0	0	0	0	0	0						
Wallace Johnson, S (9, PH) OBP: 0.287, SLG: 0.244										1	0	0	0	0	1	3						
Inning Stats	R: 0 E: 0 K: 0 S: 6	H: 1 LOB: 1 BB: 1 P: 11	R: 0 E: 0 K: 1 S: 6	H: 0 LOB: 0 BB: 0 P: 12	R: 0 E: 0 K: 1 S: 8	H: 0 LOB: 1 BB: 1 P: 12	R: 0 E: 0 K: 0 S: 8	H: 1 LOB: 0 BB: 0 P: 12	R: 0 E: 0 K: 0 S: 5	H: 0 LOB: 0 BB: 0 P: 10	R: 0 E: 0 K: 0 S: 10	H: 1 LOB: 1 BB: 0 P: 13	R: 1 E: 0 K: 0 S: 14	H: 2 LOB: 2 BB: 1 P: 21	R: 0 E: 0 K: 0 S: 10	H: 1 LOB: 1 BB: 0 P: 14	R: 2 E: 0 K: 1 S: 10	H: 3 LOB: 2 BB: 1 P: 20	1B: 7 2B: 1 3B: 1 HR: 0	SF: 0 SAC: 1 DP: 2 HBP: 0	WP: 0 PB: 0 CS: 0	PA: 37
PITCHER	IP WLS BF H R ER SO BB IBB HBP BLK WP HR S P ERA WHIP	6.1 24 4 1 1 2 3 0 0 0 0 0 0 50 84 1.42 1.105	1.1 6 2 0 0 0 0 0 0 0 0 0 0 13 15 0.00 1.500	0.2 L 5 2 2 2 0 1 0 0 0 0 0 10 20 27.00 3.000	0.1 2 1 0 0 1 0 0 0 0 0 0 0 4 6 0.00 3.000	PITCHER										IP WLS BF H R ER SO BB IBB HBP BLK WP HR S P ERA WHIP						

Batter	1	2	3	4	5	6	7	8	9	AB R H RBI BB SO LOB	TOP											
Brett Butler, L OBP: 0.346, SLG: 0.351	2-1 P9		3-3 K		0-0 HR 1B		2-0 F7		0-2 6-3 BLK 2B 1B	5 2 2 1 0 1 1	San Francisco Giants @ Montreal Expos Olympic Stadium, Montreal, QB Tue May 31 1988, 7:05 PM EDT Att: 11,902 - Dome - 84 F livebaseballscores.com AB 35 R 9 H 10 RBI 9 BB 3 SO 4 LOB 8											
Robby Thompson, R OBP: 0.379, SLG: 0.424	0-0 F9			2-0 2B 1B	1-0 1-H 3-H HR		2-0 F8		1-2 6-3 1-3	5 2 2 3 0 0 1												
Will Clark, L OBP: 0.342, SLG: 0.508	0-1 1-6-3			1-1 1-H 1B 2B	2-1 F9		1-2 P5		4-1 2B BB	4 2 1 1 1 0 0												
Candy Maldonado, R OBP: 0.310, SLG: 0.402		3-1 6-3		0-0 L3	2-0 1B HBP		1-2 5-3		3-2 1-H 3-H 2B	4 0 1 2 0 0 1												
Jeffrey Leonard, R OBP: 0.295, SLG: 0.349		1-1 6-3		0-0 CS 1B	3-1 FC4-6 1B		0-0 HR		0-0 6-3	5 1 3 2 0 0 1												
Kevin Mitchell, R OBP: 0.321, SLG: 0.456		0-2 6-3		2-2 F8 1-2	1-1 FC4-6 1-2		2-3 K			4 0 0 0 0 1 3												
Chris Speier, R OBP: 0.340, SLG: 0.391			2-3 K		3-2 E4 SH1-4 1B	1-0 5-3		4-1 BB		3 1 0 0 1 1 0												
Bob Melvin, R OBP: 0.227, SLG: 0.354			4-1 SH1-4 BB		0-0 1B SH1-4 HR 1B	0-2 1-3		1-2 P3		3 1 1 0 1 0 1												
Rick Reuschel, R OBP: 0.083, SLG: 0.083			1-1 SH1-4		0-2 SH1-4	1-3 K		0-0 5-3		1 0 0 0 0 1 0												
Don Robinson, R OBP: 0.083, SLG: 0.083			1-2 SH1-4		1-2 2-3					1 0 0 0 0 0 0												
Inning Stats	R: 0 E: 0 K: 0 S: 5	H: 0 LOB: 0 BB: 0 P: 7	R: 0 E: 0 K: 0 S: 7	H: 0 LOB: 0 BB: 0 P: 11	R: 0 E: 0 K: 2 S: 10	H: 0 LOB: 1 BB: 1 P: 19	R: 2 E: 0 K: 0 S: 10	H: 3 LOB: 0 BB: 0 P: 13	R: 4 E: 1 K: 0 S: 15	H: 4 LOB: 2 BB: 0 P: 27	R: 0 E: 0 K: 1 S: 7	H: 0 LOB: 0 BB: 0 P: 9	R: 0 E: 0 K: 0 S: 5	H: 0 LOB: 0 BB: 0 P: 10	R: 1 E: 0 K: 1 S: 13	H: 1 LOB: 1 BB: 1 P: 21	R: 2 E: 0 K: 0 S: 13	H: 2 LOB: 1 BB: 1 P: 21	1B: 6 2B: 2 3B: 0 HR: 2	SF: 0 SAC: 2 DP: 0 HBP: 1	WP: 0 PB: 0 SB: 0 CS: 1	PA: 41
PITCHER	IP WLS BF H R ER SO BB IBB HBP BLK WP HR S P ERA WHIP											PITCHER	IP WLS BF H R ER SO BB IBB HBP BLK WP HR S P ERA WHIP									
Bryn Smith, R ERA: 4.15	(1, 1) 4.2 L 23 7 6 5 2 1 0 0 1 0 0 1 45 74 9.64 1.714																					
Tim Burke, R ERA: 3.59	(5, 1) 2.1 7 0 0 0 1 0 0 0 0 0 0 14 22 0.00 0.000																					
Bob McClure, L ERA: 8.71	(8, 1) 2.0 11 3 3 3 1 2 0 0 1 0 1 26 42 13.50 2.500																					

Batter	1	2	3	4	5	6	7	8	9	AB R H RBI BB SO LOB	BOTTOM									
Tim Raines, S OBP: 0.388, SLG: 0.424	4-2 CS BB		0-0 F7			3-1 F8 BB 1B	2-2 SF8			2 0 1 1 1 0 0	San Francisco Giants @ Montreal Expos Olympic Stadium, Montreal, QB Tue May 31 1988, 7:05 PM EDT Att: 11,902 - Dome - 84 F livebaseballscores.com AB 32 R 2 H 8 RBI 2 BB 2 SO 7 LOB 14									
Mitch Webster, S OBP: 0.362, SLG: 0.322	1 SAFE 2-2 G3 1-2		3-1 G3		0-1 F8	3-1 P6				4 0 0 0 0 0 3										
Hubie Brooks, R OBP: 0.285, SLG: 0.385	1-1 5-3			2-0 5-3		4-2 BB		0-3 K		3 0 0 0 1 1 0										
Tim Wallach, R OBP: 0.298, SLG: 0.384		2-2 5-3		0-2 G6-4-3 1B		1-2 F8		0-2 L5		4 0 1 0 0 0 2										
Andres Galarraga, R OBP: 0.363, SLG: 0.603		3-3 K		2-2 G6-4-3 1-2		0-3 K		2-3 K		4 0 0 0 0 3 3										
Tom Foley, L OBP: 0.277, SLG: 0.291		0-0 1B			1-1 2B		0-0 1B 2B		0-1 P5	4 1 3 0 0 0 0										
Nelson Santovenia, R OBP: 0.417, SLG: 0.590		0-0 1B		1-3 K		2-2 P7		1-3 K		4 0 1 0 0 2 2										
Luis Rivera, R OBP: 0.244, SLG: 0.304		0-3 K		0-0 F3		0-0 SF8 1B		1-2 F7		4 1 1 0 0 1 3										
Bryn Smith, R OBP: 0.111, SLG: 0.059			2-2 6-3		1-1 4-3		0-0 1B			1 0 0 0 0 0 0										
Tim Burke, R	(5, 1)									1 0 0 0 0 0 1										
Graig Nettles, L OBP: 0.258, SLG: 0.286	(7, PH)									1 0 1 1 0 0 0										
Bob McClure, R	(8, 1)									0 0 0 0 0 0 0										
Inning Stats	R: 0 E: 0 K: 0 S: 12	H: 0 LOB: 0 BB: 1 P: 18	R: 0 E: 0 K: 2 S: 12	H: 2 LOB: 2 BB: 0 P: 17	R: 0 E: 0 K: 0 S: 6	H: 0 LOB: 0 BB: 0 P: 11	R: 0 E: 0 K: 0 S: 8	H: 1 LOB: 0 BB: 0 P: 12	R: 0 E: 0 K: 1 S: 8	H: 1 LOB: 1 BB: 0 P: 11	R: 2 E: 0 K: 0 S: 12	H: 3 LOB: 1 BB: 0 P: 19	R: 0 E: 0 K: 2 S: 12	H: 0 LOB: 0 BB: 0 P: 14	R: 0 E: 0 K: 1 S: 9	H: 0 LOB: 0 BB: 0 P: 11	1B: 6 2B: 2 3B: 0 HR: 0	SF: 1 SAC: 0 DP: 1 HBP: 0	WP: 0 PB: 0 SB: 0 CS: 1	PA: 35
PITCHER	IP WLS BF H R ER SO BB IBB HBP BLK WP HR S P ERA WHIP											PITCHER	IP WLS BF H R ER SO BB IBB HBP BLK WP HR S P ERA WHIP							
Rick Reuschel, R ERA: 2.89	(1, 1) 7.0 W 29 8 2 2 4 2 0 0 0 0 0 0 72 110 2.57 1.429																			
Don Robinson, R ERA: 2.51	(8, 1) 2.0 6 0 0 0 3 0 0 0 0 0 0 21 25 0.00 0.000																			

Batter	1	2	3	4	5	6	7	8	9	AB	R	H	RBI	BB	SO	LOB	TOP				
Brett Butler, L (1, 8) OBP: 0.344, SLG: 0.345	F9		4-3			BB		K		3	0	0	0	1	1	1					
Robby Thompson, R (1, 4) OBP: 0.371, SLG: 0.415	K			L5		K		E5		4	0	0	0	0	2	1					
Will Clark, L (1, 3) OBP: 0.345, SLG: 0.521	K			G5-4-3			HR	K		3	1	1	1	1	2	1					
Kevin Mitchell, R (1, 5) OBP: 0.315, SLG: 0.446		6-3		G5-4-3					3-1	4	0	0	0	0	0	1					
Jeffrey Leonard, R (1, 7) OBP: 0.300, SLG: 0.367	K				K		E8	2B		4	1	2	0	0	2	0					
Mike Aldrete, L (1, 9) OBP: 0.394, SLG: 0.354 Craig Lefferts, L (7, 1)	K				F6			K		3	0	1	1	0	1	0					
Chris Speier, R (1, 6) OBP: 0.316, SLG: 0.360			6-3		F9		F9		K	4	0	0	0	0	1	2					
Bob Melvin, R (1, 2) OBP: 0.221, SLG: 0.345			6-3			F8		K		3	0	0	0	0	1	1					
Kelly Downs, R (1, 1) OBP: 0.111, SLG: 0.059 Candy Maldonado, R (7, 9) OBP: 0.308, SLG: 0.400						F9		K		1	0	0	0	1	0	0					
Inning Stats	R: 0 H: 0 E: 0 K: 2 S: 8	H: 0 LOB: 0 BB: 0 P: 13	R: 0 H: 0 E: 0 K: 2 S: 11	H: 0 LOB: 0 BB: 0 P: 13	R: 0 H: 0 E: 0 K: 0 S: 7	H: 0 LOB: 1 BB: 1 P: 16	R: 0 H: 0 E: 0 K: 0 S: 5	H: 0 LOB: 0 BB: 0 P: 10	R: 0 H: 0 E: 0 K: 1 S: 8	H: 0 LOB: 1 BB: 1 P: 12	R: 2 H: 3 E: 1 K: 1 S: 15	H: 3 LOB: 1 BB: 0 P: 23	R: 0 H: 0 E: 1 K: 2 S: 14	H: 0 LOB: 1 BB: 0 P: 18	R: 0 H: 1 E: 0 K: 2 S: 10	H: 1 LOB: 1 BB: 0 P: 16	1B: 1 2B: 2 3B: 0 HR: 1	SF: 0 SAC: 0 DP: 1 HBP: 0	WP: 0 PB: 0 SB: 0 CS: 0	PA: 34	
PITCHER	IP	WLS	BF	H	R	ER	SO	BB	IBB	HBP	BLK	WP	HR	S	P	ERA	WHIP				
Floyd Youmans, R (1, 1) ERA: 3.55	7.0	L	26	3	2	2	7	3	0	0	0	0	1	65	109	2.57	0.857				
Andy McGaffigan, R (8, 1) ERA: 4.37	2.0		8	1	0	0	5	0	0	0	0	0	0	24	34	0.00	0.500				

San Francisco Giants @ Montreal Expos
Olympic Stadium, Montreal, QB
Wed Jun 01 1988, 7:05 PM EDT
Att: 12,074 - Dome - 70 F


AB 31
R 2
H 4
RBI 2
BB 3
SO 12
LOB 8



Batter	1	2	3	4	5	6	7	8	9	AB	R	H	RBI	BB	SO	LOB	BOTTOM				
Tim Raines, S (1, 7) OBP: 0.386, SLG: 0.418	4-3		K		F7		5-3			3	0	0	0	1	1	0					
Mitch Webster, S (1, 8) OBP: 0.365, SLG: 0.318	4-3		G3-6-3		S			F8		2	0	0	0	2	0	1					
Hubie Brooks, R (1, 9) OBP: 0.284, SLG: 0.382	K		G3-6-3		5-3			1B		4	0	1	0	0	1	3					
Graig Nettles, L (1, 5) OBP: 0.235, SLG: 0.258 Tim Wallach, R (8, PH) OBP: 0.296, SLG: 0.382 (9, 5)	F8			4-3		4-3		K		3	0	0	0	0	0	1					
Andres Galarraga, R (1, 3) OBP: 0.370, SLG: 0.626		1B			HR		3-1	K		4	1	3	1	0	1	1					
Tom Foley, L (1, 6) OBP: 0.270, SLG: 0.283 Luis Rivera, R (9, PH) OBP: 0.242, SLG: 0.302		L6			F6		3-1		K	3	0	0	0	0	0	2					
Nelson Santovenia, R (1, 2) OBP: 0.423, SLG: 0.499		1B			HBP		F3		F6	3	0	1	0	0	0	1					
Casey Candaele, S (1, 4) OBP: 0.226, SLG: 0.211		F7			1-3		5-3		6-3	4	0	0	0	0	0	3					
Floyd Youmans, R (1, 1) OBP: 0.105, SLG: 0.111 Dave Engle, R (7, PH) OBP: 0.280, SLG: 0.227 Andy McGaffigan, R (8, 1) ERA: 1.54		5-3			6-3		F8			2	0	0	0	0	0	0					
Inning Stats	R: 0 H: 0 E: 0 K: 1 S: 10	H: 2 LOB: 2 BB: 0 P: 11	R: 0 H: 0 E: 0 K: 0 S: 8	H: 0 LOB: 0 BB: 1 P: 13	R: 1 H: 1 E: 0 K: 0 S: 8	H: 1 LOB: 1 BB: 0 P: 12	R: 0 H: 0 E: 0 K: 0 S: 9	H: 0 LOB: 1 BB: 1 P: 17	R: 0 H: 1 E: 0 K: 0 S: 9	H: 1 LOB: 1 BB: 0 P: 11	R: 0 H: 0 E: 0 K: 2 S: 12	H: 0 LOB: 0 BB: 0 P: 18	R: 0 H: 1 E: 0 K: 2 S: 14	H: 1 LOB: 1 BB: 0 P: 17	R: 0 H: 0 E: 0 K: 1 S: 8	H: 0 LOB: 0 BB: 0 P: 10	1B: 3 2B: 1 3B: 0 HR: 1	SF: 0 SAC: 0 DP: 1 HBP: 1	WP: 0 PB: 0 SB: 2 CS: 0	PA: 35	
PITCHER	IP	WLS	BF	H	R	ER	SO	BB	IBB	HBP	BLK	WP	HR	S	P	ERA	WHIP				
Kelly Downs, R (1, 1) ERA: 3.43	6.0	W	25	4	1	1	2	3	0	1	0	0	0	49	83	1.50	1.167				
Craig Lefferts, L (7, 1) ERA: 1.54	3.0	S	10	1	0	0	3	0	0	0	0	0	0	34	45	0.00	0.333				

San Francisco Giants @ Montreal Expos
Olympic Stadium, Montreal, QB
Wed Jun 01 1988, 7:05 PM EDT
Att: 12,074 - Dome - 70 F

AB 31
R 1
H 5
RBI 1
BB 3
SO 5
LOB 15



Batter	1	2	3	4	5	6	7	8	9	AB	R	H	RBI	BB	SO	LOB	TOP					
Tim Raines, S OBP: 0.378, SLG: 0.407	F8		F7		F8		G3-1		FC4-6 1B HR	5	1	0	0	0	0	5	Montreal Expos @ Pittsburgh Pirates Three Rivers Stadium, Pittsburgh, PA Thu Jun 02 1988, 7:05 PM EDT Att: 11,070 - Unknown - 65 F					
Mitch Webster, S OBP: 0.396, SLG: 0.316	G4-3		1B BB		F8		E6 CS BLK		HR 1B	4	1	1	0	1	0	0						
Andres Calarraga, R OBP: 0.376, SLG: 0.639	G5-3		1B		G5-3 WP BB		K		HR	4	2	2	5	1	1	1						
Hubie Brooks, R OBP: 0.287, SLG: 0.380		P6	G4-3		G5-3		BB 1B		BB 1B	4	1	1	0	1	0	3						
Tim Wallach, R OBP: 0.294, SLG: 0.374	L4				G5-3		F8		F8	4	0	0	0	1	0	1						
Tom Foley, L OBP: 0.269, SLG: 0.282	G4-3				F7		F8		FC6-4 1B	4	0	1	1	0	0	0						
Nelson Santovenia, R OBP: 0.411, SLG: 0.456			FC4-6 BB		L6		F7		FC6-4	3	0	0	0	1	0	2						
Casey Candaele, S OBP: 0.212, SLG: 0.197			FC4-6 BB 1B		G4-3		E3 WP		G4-3	4	1	0	0	0	0	1						
Neal Heaton, L OBP: 0.214, SLG: 0.214			BB 1B		K		K		FC4-6 BB	2	1	1	0	0	1	0						
Herm Winningham, L (7, PH) Joe Hesketh, R (7, 1)			BB 1B				BB			0	0	0	0	1	0	0						
Inning Stats	R: 0 E: 0 K: 0 S: 6	H: 0 LOB: 0 BB: 0 P: 10	R: 0 E: 0 K: 0 S: 9	H: 0 LOB: 0 BB: 0 P: 13	R: 2 E: 0 K: 0 S: 17	H: 2 LOB: 2 BB: 2 P: 29	R: 0 E: 0 K: 0 S: 7	H: 0 LOB: 0 BB: 0 P: 11	R: 0 E: 0 K: 1 S: 9	H: 0 LOB: 0 BB: 0 P: 13	R: 1 E: 0 K: 0 S: 9	H: 0 LOB: 0 BB: 1 P: 19	R: 0 E: 1 K: 0 S: 7	H: 0 LOB: 2 BB: 1 P: 15	R: 1 E: 0 K: 1 S: 16	H: 2 LOB: 2 BB: 1 P: 25	R: 3 E: 0 K: 0 S: 8	H: 2 LOB: 1 BB: 2 P: 19	1B: 5 2B: 0 3B: 0 HR: 1	SF: 0 SAC: 0 DP: 0 HBP: 0	WP: 2 PA: 41	
PITCHER	IP	WLS	BF	H	R	ER	SO	BB	IBB	HBP	BLK	WP	HR	S	P	ERA	WHIP					
Bob Walk, R ERA: 2.84	(1, 1)	7.0	L	28	2	3	3	1	4	0	0	0	0	64	110	3.86	0.857					
Barry Jones, R ERA: 2.39	(8, 1)	2.0		13	4	4	4	1	3	0	0	1	0	1	24	44	18.00	3.500				

AB	34
R	7
H	6
RBI	6
BB	7
SO	2
LOB	13



Batter	1	2	3	4	5	6	7	8	9	AB	R	H	RBI	BB	SO	LOB	BOTTOM				
Barry Bonds, L OBP: 0.339, SLG: 0.563	K		HR		F8		G4-6-3		BB	4	1	1	1	1	1	3	Montreal Expos @ Pittsburgh Pirates Three Rivers Stadium, Pittsburgh, PA Thu Jun 02 1988, 7:05 PM EDT Att: 11,070 - Unknown - 65 F				
Jose Lind, R OBP: 0.297, SLG: 0.285	K		CS 1B		1B BB		BB		F9	3	0	1	0	2	1	2					
John Cangelosi, S OBP: 0.309, SLG: 0.217	P3		CS		F7		BB		K	3	0	0	0	1	1	1					
Bobby Bonilla, S OBP: 0.408, SLG: 0.613		G6-3			G6-3		L9		FC5-4 FC3-6	4	0	0	0	0	0	3					
Mike Diaz, R OBP: 0.364, SLG: 0.250		L6			L5		1B		FC3-6	4	0	1	0	0	0	1					
Randy Milligan, R OBP: 0.354, SLG: 0.369		HR			P4		K		K	3	1	1	1	1	1	3					
Junior Ortiz, R OBP: 0.386, SLG: 0.484		G6-3			BB		P4		K	4	1	2	0	0	0	3					
Al Pedrique, R OBP: 0.247, SLG: 0.253			G6-3		F9		BB		G3 2B	3	0	1	0	1	0	2					
Bob Walk, R OBP: 0.045, SLG: 0.045	(1, 1)		G4-3		F4		B2		G3	2	0	0	0	0	0	2					
Darnell Coles, R OBP: 0.355, SLG: 0.402	(7, PH)									1	0	0	0	0	0	1					
Barry Jones, R R.J. Reynolds, S (8, PH)	(8, 1)									0	0	0	0	0	0	0					
Inning Stats	R: 0 E: 0 K: 2 S: 7	H: 1 LOB: 0 BB: 0 P: 11	R: 1 E: 0 K: 0 S: 6	H: 1 LOB: 0 BB: 0 P: 10	R: 1 E: 0 K: 0 S: 9	H: 2 LOB: 0 BB: 0 P: 12	R: 0 E: 0 K: 0 S: 5	H: 0 LOB: 0 BB: 0 P: 8	R: 0 E: 0 K: 0 S: 12	H: 1 LOB: 2 BB: 1 P: 21	R: 0 E: 0 K: 0 S: 11	H: 1 LOB: 3 BB: 2 P: 21	R: 0 E: 0 K: 0 S: 4	H: 0 LOB: 0 BB: 1 P: 10	R: 0 E: 0 K: 1 S: 6	H: 0 LOB: 1 BB: 1 P: 14	R: 1 E: 0 K: 1 S: 10	H: 2 LOB: 2 BB: 1 P: 20	1B: 4 2B: 1 3B: 0 HR: 2	SF: 0 SAC: 0 DP: 1 HBP: 0	WP: 0 PA: 39
PITCHER	IP	WLS	BF	H	R	ER	SO	BB	IBB	HBP	BLK	WP	HR	S	P	ERA	WHIP				
Neal Heaton, L ERA: 5.11	(1, 1)	6.0	W	25	5	2	2	2	3	0	0	0	0	50	83	3.00	1.333				
Joe Hesketh, L ERA: 3.0	(7, 1)	3.0	S	13	2	1	1	2	3	0	0	0	0	20	44	3.00	1.667				



Batter	1	2	3	4	5	6	7	8	9	AB	R	H	RBI	BB	SO	LOB	TOP			
Tim Raines, S OBP: 0.376, SLG: 0.401 (1, 7)	K		FC6 BB			F6			G3	3	0	0	0	1	1	0				
Mitch Webster, S OBP: 0.358, SLG: 0.309 (1, 8)	5-3		FC6 1-2			F7			K	4	0	0	0	0	1	1				
Andres Calarraga, R OBP: 0.369, SLG: 0.626 (1, 3)	F8			3-1		4-3			3-1	4	0	0	0	0	0	0				
Hubie Brooks, R OBP: 0.288, SLG: 0.376 (1, 9)		4-6-3 BB		6-3					3-1	2	0	0	0	1	0	0				
Tim Wallach, R OBP: 0.295, SLG: 0.383 (1, 5)	4-6-3 1-2			BLK 3B					F4	3	1	1	0	0	0	1				
Nelson Santovenia, R OBP: 0.350, SLG: 0.431 (1, 2)	K			K					K	3	0	0	0	0	3	1				
Casey Candaele, S OBP: 0.203, SLG: 0.188 (1, 4)	F9					1-3			F7	3	0	0	0	0	0	1				
Luis Rivera, R OBP: 0.237, SLG: 0.295 (1, 6)			F7			F9			F5	3	0	0	0	0	0	0				
John Dopson, L OBP: 0.091, SLG: 0.091 (1, 1)			K			K			K	3	0	0	0	0	3	0				
Inning Stats	R: 0 E: 0 K: 1 S: 5	H: 0 LOB: 0 BB: 0 P: 5	R: 0 E: 0 K: 1 S: 5	H: 0 LOB: 1 BB: 1 P: 9	R: 0 E: 0 K: 1 S: 5	H: 0 LOB: 1 BB: 1 P: 9	R: 1 E: 0 K: 1 S: 6	H: 1 LOB: 0 BB: 0 P: 6	R: 0 E: 0 K: 0 S: 3	H: 0 LOB: 0 BB: 0 P: 3	R: 0 E: 0 K: 1 S: 5	H: 0 LOB: 0 BB: 0 P: 5	R: 0 E: 0 K: 1 S: 5	H: 0 LOB: 0 BB: 0 P: 5	R: 0 E: 0 K: 1 S: 5	H: 0 LOB: 0 BB: 0 P: 5	1B: 0 2B: 0 3B: 1 HR: 0	SF: 0 SAC: 0 DP: 0 HBP: 0	WP: 0 PB: 0 CS: 0	PA: 30
PITCHER John Smiley, L ERA: 2.95 (1, 1)	IP: 9.0 WLS: W BF: 30 H: 1 R: 1 ER: 1 SO: 8 BB: 2 IBB: 0 HBP: 0 BLK: 1 WP: 0 HR: 0 S: 44 P: 52 ERA: 1.00 WHIP: 0.333																			

Montreal Expos @ Pittsburgh Pirates
Three Rivers Stadium, Pittsburgh, PA
Fri Jun 03 1988, 7:05 PM EDT
Att: 19,162 - Unknown

AB 28
R 1
H 1
RBI 0
BB 2
SO 8
LOB 4



Batter	1	2	3	4	5	6	7	8	9	AB	R	H	RBI	BB	SO	LOB	BOTTOM			
Barry Bonds, L OBP: 0.342, SLG: 0.560 (1, 7)	G6-3 1B		E6 S			4-3 BB			4-3	3	0	1	0	1	0	0				
Jose Lind, R OBP: 0.295, SLG: 0.298 (1, 4)	G6-3 1-2		K			4-3			HR	4	1	1	1	0	1	4				
Andy Van Slyke, L OBP: 0.336, SLG: 0.475 (1, 8)	K 2B		G3			F8			G3	4	0	0	0	0	1	1				
Bobby Bonilla, S OBP: 0.410, SLG: 0.615 (1, 5)				6-3		F8				4	0	2	0	0	0	0				
R.J. Reynolds, S OBP: 0.308, SLG: 0.377 (1, 9)	F7			4-3		S 1B			4-3	4	0	1	0	0	0	3				
Sid Bream, L OBP: 0.314, SLG: 0.414 (1, 3)				4-3		F8 1-2			F8	4	0	1	0	0	0	1				
Michael LaValliere, L OBP: 0.414, SLG: 0.353 (1, 2)										4	0	2	0	0	0	1				
John Cangelosi, S OBP: 0.309, SLG: 0.217 (9, PR)	7-3 1-2								1B 2B	0	1	0	0	0	0	0				
Rafael Belliard, R OBP: 0.338, SLG: 0.349 (1, 6)										3	0	0	0	0	0	1				
Mike Diaz, R OBP: 0.382, SLG: 0.276 (9, PH)	F9					6-3				1	0	1	1	0	0	0				
John Smiley, L OBP: 0.167, SLG: 0.130 (1, 1)			L6			F7				3	0	0	0	0	0	1				
Inning Stats	R: 0 E: 0 K: 1 S: 7	H: 2 LOB: 2 BB: 0 P: 7	R: 0 E: 0 K: 0 S: 3	H: 1 LOB: 0 BB: 0 P: 3	R: 0 E: 1 K: 1 S: 6	H: 0 LOB: 1 BB: 0 P: 6	R: 0 E: 0 K: 0 S: 3	H: 0 LOB: 0 BB: 0 P: 3	R: 0 E: 0 K: 0 S: 4	H: 1 LOB: 2 BB: 1 P: 8	R: 0 E: 0 K: 0 S: 3	H: 1 LOB: 1 BB: 0 P: 4	R: 0 E: 0 K: 0 S: 5	H: 2 LOB: 1 BB: 0 P: 5	R: 1 E: 0 K: 0 S: 3	H: 2 LOB: 2 BB: 0 P: 3	1B: 5 2B: 4 3B: 0 HR: 1	SF: 0 SAC: 0 DP: 2 HBP: 0	WP: 1 PB: 0 CS: 0	PA: 35
PITCHER John Dopson, R ERA: 2.48 (1, 1)	IP: 8.1 WLS: L BF: 35 H: 9 R: 2 ER: 2 SO: 2 BB: 1 IBB: 0 HBP: 0 BLK: 0 WP: 1 HR: 1 S: 38 P: 42 ERA: 2.16 WHIP: 1.200																			

Montreal Expos @ Pittsburgh Pirates
Three Rivers Stadium, Pittsburgh, PA
Fri Jun 03 1988, 7:05 PM EDT
Att: 19,162 - Unknown

AB 34
R 2
H 9
RBI 2
BB 1
SO 2
LOB 12



Batter	1	2	3	4	5	6	7	8	9	AB	R	H	RBI	BB	SO	LOB	TOP			
Tim Raines, S OBP: 0.376, SLG: 0.398	F7		F7	K			L4-3 BB		1-1 CS 1B	4	0	1	0	1	1	1	Montreal Expos @ Pittsburgh Pirates Three Rivers Stadium, Pittsburgh, PA Sat Jun 04 1988, 7:05 PM EDT Att: 30,669 - Sunny - 65 F			
Mitch Webster, S OBP: 0.359, SLG: 0.307	HR 1B		G3				L4-3 1-2		4-2 BB 1-2	4	1	1	0	1	1	1				
Andres Calarraga, R OBP: 0.369, SLG: 0.635	HR 1-H			1B 1B	4-3		4-3		0-3 K	5	2	2	2	0	1	1				
Hubie Brooks, R OBP: 0.291, SLG: 0.379	6-3			1B 1B					3-2 F7	4	1	2	0	0	0	0				
Tim Wallach, R OBP: 0.303, SLG: 0.388	G3			FC4-6 E 1B 1B					3-1 1B 1B	3	2	2	1	1	0	0				
Tom Foley, L OBP: 0.276, SLG: 0.289		G3		FC4-6 1B					2-0 1B 1B	4	0	2	1	0	0	2				
Jeff Reed, L OBP: 0.347, SLG: 0.337				FC4-6 E SH1-3 1B					1-1 1B 1B	4	1	2	1	0	0	2				
Casey Candaele, S OBP: 0.192, SLG: 0.176	G1-6-3			FC3 SH1-3 1B					0-1 P6	4	0	0	0	0	0	3				
Dennis Martinez, R OBP: 0.259, SLG: 0.269				SH1-3					2-2 4-3	2	0	0	1	0	1	0				
Andy McGaffigan, R										0	0	0	0	0	0	0				
Bob McClure, R										1	0	0	0	0	0	0				
Inning Stats	R: 2 E: 0 K: 0 S: 11	H: 2 LOB: 0 BB: 0 P: 17	R: 0 E: 0 K: 0 S: 9	H: 1 LOB: 0 BB: 0 P: 9	R: 0 E: 0 K: 1 S: 7	H: 0 LOB: 0 BB: 0 P: 9	R: 4 E: 1 K: 1 S: 21	H: 4 LOB: 1 BB: 0 P: 30	R: 0 E: 0 K: 1 S: 10	H: 0 LOB: 0 BB: 0 P: 10	R: 0 E: 0 K: 0 S: 6	H: 0 LOB: 0 BB: 1 P: 13	R: 1 E: 0 K: 0 S: 12	H: 3 LOB: 1 BB: 0 P: 21	R: 0 E: 0 K: 1 S: 10	H: 1 LOB: 1 BB: 1 P: 17	1B: 11 2B: 1 3B: 0 HR: 1	SF: 0 SAC: 1 DP: 2 HBP: 0	WP: 0 PB: 0 CS: 1	PA: 39
PITCHER	IP WLS BF H R ER SO	IP WLS BF H R ER SO	IP WLS BF H R ER SO	IP WLS BF H R ER SO	IP WLS BF H R ER SO	IP WLS BF H R ER SO	IP WLS BF H R ER SO	IP WLS BF H R ER SO	IP WLS BF H R ER SO	IP WLS BF H R ER SO	IP WLS BF H R ER SO	IP WLS BF H R ER SO	IP WLS BF H R ER SO	IP WLS BF H R ER SO	IP WLS BF H R ER SO	IP WLS BF H R ER SO	ERA WHIP	ERA WHIP		
Doug Drabek, R ERA: 4.21	3.0 L 15 7 6 4 1	2.0 1 9 1 0 0 2	2.0 0 6 0 0 0 1	2.0 0 6 0 0 0 1	1.0 0 5 3 1 1 0	1.0 0 4 1 0 0 1	3.0 1 38 50 12.00 2.3333	2.0 0 20 35 0.00 1.000	2.0 0 13 25 0.00 0.500	1.0 0 12 21 9.00 3.000	1.0 0 10 17 0.00 2.000									
Bob Kipper, L ERA: 4.3																				
Barry Jones, R ERA: 2.22																				
Jeff Robinson, R ERA: 2.96																				
Jim Gott, R ERA: 1.93																				

AB	35
R	7
H	12
RBI	6
BB	3
SO	4
LOB	10



Batter	1	2	3	4	5	6	7	8	9	AB	R	H	RBI	BB	SO	LOB	BOTTOM					
Barry Bonds, L OBP: 0.339, SLG: 0.549	F7		4-3				6-3	P5		4	0	0	0	1	0	2	Montreal Expos @ Pittsburgh Pirates Three Rivers Stadium, Pittsburgh, PA Sat Jun 04 1988, 7:05 PM EDT Att: 30,669 - Sunny - 65 F					
Jose Lind, R OBP: 0.293, SLG: 0.297	1B BB		F8			4-3	S 1B	F9		4	1	1	0	1	0	1						
Andy Van Slyke, L OBP: 0.338, SLG: 0.471	K		K				3B 1B	K 1B		4	1	1	0	1	3	1						
Bobby Bonilla, S OBP: 0.414, SLG: 0.625	FC1-6 1B		F7			3B 1B	3-1 3B	4-3		5	1	3	2	0	0	0						
R.J. Reynolds, S OBP: 0.299, SLG: 0.365	FC1-6		4-3			K	3-1			4	0	0	0	0	1	5						
Sid Bream, L OBP: 0.319, SLG: 0.412	F8					3-1		BB BB		3	0	1	1	1	0	0						
Michael LaValliere, L OBP: 0.410, SLG: 0.376	G3-1		L9			1B	3-1 1B	F7		4	0	1	0	0	0	2						
Rafael Belliard, R OBP: 0.338, SLG: 0.338						6-3	F9			2	0	0	0	1	0	1						
Randy Milligan, R OBP: 0.363, SLG: 0.369										0	0	0	0	1	0	0						
Felix Fermin, R OBP: 0.306, SLG: 0.226										0	0	0	0	0	0	0						
Doug Drabek, R OBP: 0.143, SLG: 0.214										1	0	0	0	0	0	1						
Bob Kipper, R										0	0	0	0	0	0	0						
Darnell Coles, R OBP: 0.390, SLG: 0.398										1	0	0	0	0	0	1						
Barry Jones, R										0	0	0	0	0	0	0						
Junior Ortiz, R OBP: 0.360, SLG: 0.478										1	0	0	0	0	0	0						
Jeff Robinson, R OBP: 0.292, SLG: 0.125										0	0	0	0	0	0	0						
Mike Diaz, R OBP: 0.131, SLG: 0.267										1	0	0	0	0	1	2						
Inning Stats	R: 0 E: 0 K: 1 S: 13	H: 1 LOB: 2 BB: 1 P: 21	R: 0 E: 0 K: 0 S: 6	H: 0 LOB: 1 BB: 1 P: 11	R: 0 E: 0 K: 1 S: 6	H: 0 LOB: 0 BB: 0 P: 7	R: 0 E: 0 K: 0 S: 5	H: 1 LOB: 1 BB: 0 P: 7	R: 0 E: 0 K: 1 S: 7	H: 0 LOB: 1 BB: 1 P: 15	R: 2 E: 0 K: 1 S: 18	H: 3 LOB: 1 BB: 0 P: 25	R: 1 E: 0 K: 0 S: 14	H: 2 LOB: 2 BB: 1 P: 23	R: 0 E: 0 K: 1 S: 14	H: 0 LOB: 2 BB: 2 P: 27	R: 0 E: 0 K: 1 S: 12	H: 0 LOB: 0 BB: 0 P: 17	1B: 6 2B: 0 3B: 1 HR: 0	SF: 0 SAC: 0 DP: 0 HBP: 0	WP: 0 PB: 0 CS: 0	PA: 40
PITCHER	IP WLS BF H R ER SO	IP WLS BF H R ER SO	IP WLS BF H R ER SO	IP WLS BF H R ER SO	IP WLS BF H R ER SO	IP WLS BF H R ER SO	IP WLS BF H R ER SO	IP WLS BF H R ER SO	IP WLS BF H R ER SO	IP WLS BF H R ER SO	IP WLS BF H R ER SO	IP WLS BF H R ER SO	IP WLS BF H R ER SO	IP WLS BF H R ER SO	IP WLS BF H R ER SO	IP WLS BF H R ER SO	ERA WHIP	ERA WHIP				
Dennis Martinez, R ERA: 2.76	6.2 W 30 6 3 3 4	1.0 6 1 0 0 1	1.0 S 4 0 0 0 1	1.0 0 0 0 0 1	1.0 0 0 0 0 1	1.0 0 0 0 0 1	6.5 P 65 105 4.05 1.500	1.0 15 26 0.00 3.000	1.0 15 22 0.00 0.000													
Andy McGaffigan, R ERA: 4.25																						
Bob McClure, L ERA: 7.71																						

AB	34
R	3
H	7
RBI	3
BB	6
SO	6
LOB	15



Batter	1	2	3	4	5	6	7	8	9	AB	R	H	RBI	BB	SO	LOB	TOP					
Tim Raines, S OBP: 0.374, SLG: 0.392	G5-3		G4-3		F7			L8		3	0	0	0	1	0	1	Montreal Expos @ Pittsburgh Pirates Three Rivers Stadium, Pittsburgh, PA Sun Jun 05 1988, 3:33 AM EDT Att: 36,305 - Sunny - 75 F					
Herm Winningham, L OBP: 0.344, SLG: 0.286	G4-3		K		F8			L8		4	0	0	0	0	1	2						
Andres Calarraga, R OBP: 0.376, SLG: 0.654	G4-3			HR	2B			BB		3	2	2	1	1	0	0						
Hubie Brooks, R OBP: 0.295, SLG: 0.392		G4-6-3	BB	HR	2H			L8		3	1	1	2	1	0	2						
Tim Wallach, R OBP: 0.307, SLG: 0.384		G4-6-3	BB	CS	BB			F7		2	0	0	0	2	0	0						
Tom Foley, L OBP: 0.288, SLG: 0.280	G4-6-3			F7				F8		4	0	0	0	0	0	3						
Jeff Reed, L OBP: 0.333, SLG: 0.323	G3-1			G1-3				L5		4	0	0	0	0	1	2						
Casey Candaele, S OBP: 0.197, SLG: 0.183			G4-3	SH3-4	1B			P6		3	0	1	0	0	0	0						
Joe Hesketh, R										0	0	0	0	0	0	0						
Jeff Parrett, R										0	0	0	0	0	0	0						
Bryn Smith, R OBP: 0.105, SLG: 0.056			SH3-4		G4-3					1	0	0	0	0	0	0						
Luis Rivera, R OBP: 0.243, SLG: 0.300								CS	1B	1	0	1	0	0	0	0						
Inning Stats	R: 0 H: 0 E: 0 K: 0 S: 7	H: 0 LOB: 0 BB: 0 P: 13	R: 0 H: 0 E: 0 K: 0 S: 13	H: 0 LOB: 1 BB: 2 P: 23	R: 0 H: 1 E: 0 K: 1 S: 9	H: 1 LOB: 1 BB: 0 P: 15	R: 2 H: 2 E: 0 K: 0 S: 13	H: 2 LOB: 0 BB: 1 P: 20	R: 0 H: 0 E: 0 K: 0 S: 5	H: 0 LOB: 0 BB: 0 P: 8	R: 1 H: 1 E: 0 K: 0 S: 11	H: 1 LOB: 0 BB: 0 P: 15	R: 0 H: 0 E: 0 K: 0 S: 5	H: 0 LOB: 0 BB: 0 P: 7	R: 0 H: 1 E: 0 K: 1 S: 12	H: 1 LOB: 2 BB: 2 P: 24	R: 0 H: 0 E: 0 K: 1 S: 11	H: 0 LOB: 0 BB: 0 P: 14	1B: 2 2B: 1 3B: 0 HR: 2	SF: 0 SAC: 1 DP: 1 HBP: 0	WP: 0 PB: 0 CS: 2	PA: 34
PITCHER	IP	WLS	BF	H	R	ER	SO	BB	IBB	HBP	BLK	WP	HR	S	P	ERA	WHIP					
Mike Dunne, R ERA: 4.47	(1, 1)	8.0	L	31	5	3	3	1	5	0	0	0	0	2	75	125	3.38	1.250				
Dave Rucker, L ERA:	(9, 1)	1.0		3	0	0	0	1	0	0	0	0	0	0	11	14	0.00	0.000				

AB 28
R 3
H 5
RBI 3
BB 5
SO 2
LOB 10



Batter	1	2	3	4	5	6	7	8	9	AB	R	H	RBI	BB	SO	LOB	BOTTOM					
Barry Bonds, L OBP: 0.342, SLG: 0.548	HR		K			B1-3		S		4	1	2	0	0	1	0	Montreal Expos @ Pittsburgh Pirates Three Rivers Stadium, Pittsburgh, PA Sun Jun 05 1988, 3:33 AM EDT Att: 36,305 - Sunny - 75 F					
Jose Lind, R OBP: 0.294, SLG: 0.292	P3		G4-3			F7		F9		4	0	0	0	0	0	2						
Andy Van Slyke, L OBP: 0.341, SLG: 0.486	1H				P5			S		4	1	2	2	0	1	1						
Bobby Bonilla, S OBP: 0.407, SLG: 0.613	G4-3				F8			1B		4	0	0	0	0	0	1						
R.J. Reynolds, S OBP: 0.305, SLG: 0.364	G3				F8			P6		3	0	1	0	1	0	0						
Sid Bream, L OBP: 0.319, SLG: 0.417			K							3	0	1	0	0	1	1						
Mike Diaz, R OBP: 0.361, SLG: 0.258					G5-3					1	0	0	0	0	1	1						
Michael LaValliere, L OBP: 0.444, SLG: 0.372										2	0	0	0	0	0	0						
Junior Ortiz, R OBP: 0.375, SLG: 0.469	G4-3					P5		K		1	0	0	0	0	1	1						
Rafael Belliard, R OBP: 0.324, SLG: 0.324			K							3	0	0	0	0	2	1						
Mike Dunne, R ERA: 4.05	(1, 1)	6.0	W	22	4	2	2	4	0	0	0	0	0	0	0	0	0					
John Cangelosi, S ERA: 2.6	(8, PH)	2.1		10	2	0	0	2	1	0	0	0	0	0	25	39	0.00	1.286				
Dave Rucker, L ERA: 2.02	(9, 1)	0.2	S	1	0	0	0	1	0	0	0	0	0	0	4	5	0.00	0.000				
Inning Stats	R: 2 H: 2 E: 0 K: 0 S: 11	H: 2 LOB: 0 BB: 0 P: 15	R: 0 H: 0 E: 0 K: 2 S: 8	H: 0 LOB: 0 BB: 0 P: 12	R: 0 H: 0 E: 0 K: 1 S: 5	H: 0 LOB: 0 BB: 0 P: 7	R: 0 H: 1 E: 0 K: 0 S: 9	H: 1 LOB: 0 BB: 0 P: 15	R: 0 H: 0 E: 0 K: 1 S: 6	H: 0 LOB: 0 BB: 0 P: 8	R: 0 H: 1 E: 0 K: 0 S: 8	H: 1 LOB: 1 BB: 0 P: 11	R: 0 H: 1 E: 0 K: 1 S: 11	H: 1 LOB: 1 BB: 0 P: 15	R: 0 H: 1 E: 0 K: 1 S: 11	H: 1 LOB: 1 BB: 0 P: 17	R: 0 H: 0 E: 0 K: 1 S: 7	H: 0 LOB: 1 BB: 1 P: 12	1B: 4 2B: 2 3B: 0 HR: 1	SF: 0 SAC: 0 DP: 1 HBP: 0	WP: 0 PB: 0 CS: 0	PA: 33
PITCHER	IP	WLS	BF	H	R	ER	SO	BB	IBB	HBP	BLK	WP	HR	S	P	ERA	WHIP					
Bryn Smith, R ERA: 4.05	(1, 1)	6.0	W	22	4	2	2	4	0	0	0	0	0	0	0	0	0	0				
Joe Hesketh, L ERA: 2.6	(7, 1)	2.1		10	2	0	0	2	1	0	0	0	0	0	25	39	0.00	1.286				
Jeff Parrett, R ERA: 2.02	(9, 1)	0.2	S	1	0	0	0	1	0	0	0	0	0	0	4	5	0.00	0.000				

AB 32
R 2
H 6
RBI 2
BB 1
SO 7
LOB 8



Batter	1	2	3	4	5	6	7	8	9	AB	R	H	RBI	BB	SO	LOB	TOP					
Juan Samuel, R OBP: 0.317, SLG: 0.401	F8		5-3		WP 1B S 1B		G3	1-3		5	1	1	0	0	0	1	Philadelphia Phillies @ Montreal Expos Olympic Stadium, Montreal, QB Mon Jun 06 1988, 7:05 PM EDT Att: 12,127 - Dome - 70 F					
Von Hayes, L OBP: 0.363, SLG: 0.457	F8		F9		1B 1B BB		2B			4	2	2	0	1	0	0						
Lance Parrish, R OBP: 0.333, SLG: 0.494	1-3			K	1B 1-2 3-H 1B		2B		F7	5	1	2	2	0	1	1						
Mike Schmidt, R OBP: 0.317, SLG: 0.344		F8		F8	FC4-6 1B 1-3 2-H		2B		5-3	5	0	2	2	0	0	1						
Chris James, R OBP: 0.292, SLG: 0.467		HR		S BB	FC4-6 1-2		G6-4-3 1B		5-3	4	1	2	1	1	0	3						
Phil Bradley, R OBP: 0.345, SLG: 0.321		BB		FC6 BB			F9 G6-4-3 1-2			2	0	0	0	2	0	2						
Milt Thompson, L OBP: 0.330, SLG: 0.310		F4		FC6 1-2			1B		6-3	4	0	1	0	0	0	3						
Luis Aguayo, R OBP: 0.317, SLG: 0.352		F4			L6		K		K	4	0	0	0	0	2	2						
Steve Jeltz, S OBP: 0.319, SLG: 0.297										0	0	0	0	0	0	0						
Kevin Gross, R OBP: 0.286, SLG: 0.273			L4		4-3		F4			4	0	1	0	0	0	1						
Steve Bedrosian, R OBP: 0.319, SLG: 0.297								1B		0	0	0	0	0	0	0						
Inning Stats	R: 0 E: 0 K: 0 S: 3	H: 0 LOB: 0 BB: 0 P: 3	R: 1 E: 0 K: 0 S: 4	H: 1 LOB: 1 BB: 1 P: 8	R: 0 E: 0 K: 0 S: 3	H: 0 LOB: 0 BB: 0 P: 3	R: 0 E: 0 K: 1 S: 5	H: 0 LOB: 2 BB: 2 P: 13	R: 2 E: 0 K: 0 S: 6	H: 3 LOB: 2 BB: 1 P: 10	R: 0 E: 0 K: 1 S: 6	H: 1 LOB: 1 BB: 0 P: 6	R: 2 E: 0 K: 0 S: 6	H: 4 LOB: 1 BB: 0 P: 6	R: 0 E: 0 K: 1 S: 6	H: 1 LOB: 1 BB: 0 P: 6	R: 0 E: 0 K: 0 S: 4	H: 1 LOB: 1 BB: 0 P: 4	1B: 6 2B: 3 3B: 1 HR: 1	SF: 0 SAC: 0 DP: 1 HBP: 0	WP: 1 PB: 0 SB: 2 CS: 0	PA: 41
PITCHER	IP WLS BF H R ER SO BB IBB HBP BLK WP HR S P ERA WHIP																					
Floyd Youmans, R ERA: 3.71	(1, 1) 4.2 L 21 3 3 3 1 4 0 0 0 0 1 1 19 35 5.79 1.500																					
Andy McCaffigan, R ERA: 4.21	(5, 1) 0.1 2 1 0 0 0 0 0 0 0 0 0 0 2 2 0.00 3.000																					
Tim Burke, R ERA: 3.82	(6, 1) 3.0 14 6 2 2 2 0 0 0 0 0 0 0 18 18 6.00 2.000																					
Jeff Parrett, R ERA: 1.96	(9, 1) 1.0 4 1 0 0 0 0 0 0 0 0 0 0 4 4 0.00 1.000																					

Batter	1	2	3	4	5	6	7	8	9	AB	R	H	RBI	BB	SO	LOB	BOTTOM					
Tim Raines, S OBP: 0.371, SLG: 0.388	4-3		G4-6-3			F8		1B FC4-6 1B	F8	5	1	1	0	0	0	3	Philadelphia Phillies @ Montreal Expos Olympic Stadium, Montreal, QB Mon Jun 06 1988, 7:05 PM EDT Att: 12,127 - Dome - 70 F					
Herm Winningham, L OBP: 0.338, SLG: 0.283			K			F8		FC4-6 1B	K	4	0	1	1	0	1	0						
Wallace Johnson, S OBP: 0.375, SLG: 0.364								FC4-6 1B		1	0	0	0	0	1	2						
Andres Galarraga, R OBP: 0.374, SLG: 0.645	L4				6-3		HBP	FC4-6 1B 1-2 1B		3	1	0	1	0	0	1						
Hubie Brooks, R OBP: 0.299, SLG: 0.394		2B 1B			F5		K	1B 1-3 1B		4	1	2	0	0	1	1						
Tim Wallach, R OBP: 0.311, SLG: 0.391		F8 1-H 2B			L6			1B		4	0	2	2	0	0	0						
Tom Foley, L OBP: 0.280, SLG: 0.270		F8			6-3		F3	1-2 3-H 1B	K	4	0	0	0	0	1	3						
Jeff Reed, L OBP: 0.330, SLG: 0.330			K			1B 2B		G3	4-3	4	0	1	0	0	1	1						
Casey Candaele, S OBP: 0.225, SLG: 0.192		4-3				G3-6-3 1B		1B G3 1B BB	1B BB	2	1	1	0	2	0	1						
Floyd Youmans, R OBP: 0.319, SLG: 0.159						G3-6-3 1B		G3		1	0	1	0	0	0	0						
Graig Nettles, L OBP: 0.279, SLG: 0.250										0	0	0	0	0	0	0						
Tim Burke, R OBP: 0.319, SLG: 0.310										1	0	0	0	0	0	2						
Mitch Webster, S OBP: 0.306, SLG: 0.310										0	0	0	0	0	0	0						
Mitch Webster, S OBP: 0.306, SLG: 0.310										2	0	1	0	0	0	1						
Inning Stats	R: 0 E: 0 K: 0 S: 3	H: 0 LOB: 0 BB: 0 P: 3	R: 1 E: 0 K: 1 S: 7	H: 2 LOB: 1 BB: 0 P: 7	R: 0 E: 0 K: 1 S: 5	H: 1 LOB: 0 BB: 0 P: 5	R: 0 E: 0 K: 0 S: 3	H: 0 LOB: 0 BB: 0 P: 3	R: 0 E: 0 K: 0 S: 4	H: 2 LOB: 1 BB: 0 P: 4	R: 0 E: 0 K: 1 S: 5	H: 0 LOB: 1 BB: 0 P: 6	R: 0 E: 0 K: 0 S: 3	H: 0 LOB: 0 BB: 0 P: 3	R: 3 E: 0 K: 1 S: 9	H: 4 LOB: 2 BB: 1 P: 13	R: 0 E: 0 K: 1 S: 6	H: 1 LOB: 2 BB: 1 P: 10	1B: 8 2B: 2 3B: 0 HR: 0	SF: 0 SAC: 0 DP: 2 HBP: 1	WP: 0 PB: 0 SB: 0 CS: 0	PA: 38
PITCHER	IP WLS BF H R ER SO BB IBB HBP BLK WP HR S P ERA WHIP																					
Kevin Gross, R ERA: 2.61	(1, 1) 7.2 W 31 8 4 4 3 1 0 0 0 0 0 0 35 40 4.70 1.174																					
Steve Bedrosian, R ERA: 5.25	(8, 1) 1.1 S 7 2 0 0 2 1 0 0 0 0 0 0 10 14 0.00 2.250																					

Batter	1	2	3	4	5	6	7	8	9	AB	R	H	RBI	BB	SO	LOB	TOP					
Juan Samuel, R OBP: 0.325, SLG: 0.423	F9	2H HR	1-2 2H 3H 1B			6-3 1B 2B		F9	IBB	5	2	3	4	1	0	0						
Von Hayes, L OBP: 0.358, SLG: 0.448	G3		G3			F7		G3	K	6	0	1	0	0	1	6						
Lance Parrish, R OBP: 0.330, SLG: 0.484	2B BB	F8		F6		6-3		5-3		4	1	0	0	1	0	2						
Mike Schmidt, R OBP: 0.323, SLG: 0.352	1-2 2B 2B		1B BB	5-3				E4	1B 1B	4	2	2	2	1	0	0						
Steve Jeltz, S OBP: 0.319, SLG: 0.297			SF9 BB							0	1	0	0	0	0	0						
Chris James, R OBP: 0.300, SLG: 0.473	2B		SF9 1B	K		4-3		1B	1B	4	2	2	1	1	1	1						
Phil Bradley, R OBP: 0.351, SLG: 0.328	2H 2B		SF9 1B BB			4-3		1B	1B	4	2	2	1	1	1	1						
Phil Bradley, R OBP: 0.351, SLG: 0.328	6-3		1-2 2-3 1B			F8		2B	1B	5	1	3	1	0	0	1						
Mike Young, S OBP: 0.377, SLG: 0.365			1-2 2-3 1B			F8		2B	1B	4	0	2	2	0	1	1						
Milt Thompson, L OBP: 0.330, SLG: 0.310		K	SF9			4-3		1-2 2B		0	0	0	0	0	0	0						
Luis Aguayo, R OBP: 0.324, SLG: 0.345			2-3 3H 4-0			2B		1-3 2H 2B		4	1	1	0	1	1	4						
Don Carman, L OBP: 0.300, SLG: 0.500		SH3 HR 1B	1-2 1B			F9		E6	K	4	1	1	0	1	1	4						
Greg Harris, S OBP: 0.300, SLG: 0.500		SH3	1-2			K		5-3	K	1	0	0	0	0	0	1						
Kent Tekulve, R OBP: 0.300, SLG: 0.500		1-2				K		5-3	K	1	0	0	0	0	1	3						
Inning Stats	R: 2 E: 0 K: 0 S: 5	H: 2 LOB: 1 BB: 1 P: 9	R: 2 E: 0 K: 1 S: 8	H: 3 LOB: 1 BB: 0 P: 8	R: 3 E: 0 K: 0 S: 5	H: 2 LOB: 2 BB: 3 P: 17	R: 0 E: 0 K: 1 S: 5	H: 0 LOB: 0 BB: 0 P: 5	R: 0 E: 0 K: 1 S: 6	H: 1 LOB: 1 BB: 0 P: 6	R: 1 E: 0 K: 0 S: 5	H: 2 LOB: 1 BB: 0 P: 5	R: 0 E: 1 K: 0 S: 4	H: 1 LOB: 1 BB: 0 P: 4	R: 0 E: 0 K: 0 S: 3	H: 0 LOB: 0 BB: 0 P: 3	R: 2 E: 1 K: 3 S: 13	H: 3 LOB: 3 BB: 1 P: 17	1B: 8 2B: 5 3B: 0 HR: 1	SF: 1 SAC: 1 DP: 0 HBP: 0	WP: 0 PB: 0 SB: 0 CS: 1	PA: 47
PITCHER	IP WLS BF H R ER SO BB IBB HBP BLK WP HR S P ERA WHIP																					
Neal Heaton, L ERA: 5.96	(1, 1) 2.0 L 14 5 6 6 1 3 0 0 0 0 0 1 13 25 27.00 4.000																					
Tim Burke, R ERA: 3.95	(3, 1) 2.0 9 2 1 1 1 0 1 0 0 0 0 0 10 14 4.50 1.000																					
Bob McClure, L ERA: 7.62	(5, 1) 1.1 6 2 1 1 1 0 0 0 0 0 0 0 8 8 6.75 1.500																					
Andy McGaffigan, R ERA: 3.92	(6, 1) 2.2 10 2 0 0 0 0 0 0 0 0 0 0 10 10 0.00 0.750																					
Joe Hesketh, L ERA: 2.95	(9, 1) 1.0 8 3 2 1 3 0 1 0 0 0 0 0 13 17 9.00 3.000																					

Philadelphia Phillies @ Montreal Expos
Olympic Stadium, Montreal, QB
Tue Jun 07 1988, 7:05 PM EDT
Att: 11,556 - Dome - 70 F

AB 40
R 10
H 14
RBI 10
BB 5
SO 6
LOB 23



Batter	1	2	3	4	5	6	7	8	9	AB	R	H	RBI	BB	SO	LOB	BOTTOM					
Tim Raines, S OBP: 0.375, SLG: 0.406	HR	1-2 3H 1B			5-3	6-3			G6-4-3 1B	5	1	3	2	0	0	0						
Casey Candaele, S OBP: 0.224, SLG: 0.218	5-3	F7			2B	3B		F7	G6-4-3 1B	5	1	1	0	0	0	3						
Andres Galarraga, R OBP: 0.380, SLG: 0.644	5-3				2B 1B	BB		G5-4-3 1B		2	1	1	0	2	0	0						
Hubie Brooks, R OBP: 0.302, SLG: 0.400	1B		F5		1B 1B	2B		G5-4-3 1B		4	1	2	1	0	0	2						
Tim Wallach, R OBP: 0.309, SLG: 0.388	F7		F7		1B 1B	1B		K		4	0	1	1	0	1	2						
Mitch Webster, S OBP: 0.368, SLG: 0.316		FC3-6 1B 1B	F8		2-3 3H 1B	G4-6-3 1B		1B	BB	3	1	2	1	1	0	1						
Luis Rivera, R OBP: 0.245, SLG: 0.295		FC3-6			F4	G4-6-3		G1-6-3		2	0	0	0	1	0	2						
Andy McGaffigan, R OBP: 0.348, SLG: 0.295		1-2 BB			G4-6-3			1B		0	0	0	0	0	0	0						
Herm Winningham, L OBP: 0.280, SLG: 0.227		1-2 BB			1-2 BB			1B		0	0	0	0	0	0	0						
Jeff Reed, L OBP: 0.321, SLG: 0.320		FC3-6			1-2 2-3			G1-6-3		3	0	0	0	0	1	2						
Graig Nettles, L OBP: 0.222, SLG: 0.242		1-2 2-3			K			G1-6-3		1	0	0	0	0	0	2						
Joe Hesketh, R OBP: 0.280, SLG: 0.227		1-2 2-3			K			G1-6-3		0	0	0	0	0	0	0						
Neal Heaton, L OBP: 0.200, SLG: 0.200		K			F3			F8		1	0	0	0	0	1	2						
Tim Burke, R OBP: 0.200, SLG: 0.200		K			F3			F8		0	0	0	0	0	0	0						
Bob McClure, R OBP: 0.200, SLG: 0.200		K			F3			F8		1	0	0	0	0	0	0						
Tom Foley, L OBP: 0.256, SLG: 0.266		K			F3			F8		2	0	0	0	0	1	0						
Inning Stats	R: 1 E: 0 K: 0 S: 5	H: 2 LOB: 1 BB: 0 P: 5	R: 1 E: 0 K: 1 S: 7	H: 2 LOB: 2 BB: 1 P: 11	R: 0 E: 0 K: 0 S: 3	H: 0 LOB: 1 BB: 1 P: 7	R: 0 E: 0 K: 1 S: 5	H: 0 LOB: 0 BB: 0 P: 5	R: 0 E: 0 K: 1 S: 6	H: 4 LOB: 1 BB: 1 P: 10	R: 0 E: 0 K: 1 S: 5	H: 0 LOB: 0 BB: 0 P: 5	R: 0 E: 0 K: 0 S: 3	H: 1 LOB: 0 BB: 0 P: 3	R: 0 E: 0 K: 1 S: 5	H: 1 LOB: 1 BB: 1 P: 9	R: 0 E: 0 K: 0 S: 3	H: 1 LOB: 0 BB: 0 P: 3	1B: 8 2B: 1 3B: 1 HR: 1	SF: 0 SAC: 0 DP: 4 HBP: 0	WP: 0 PB: 0 SB: 0 CS: 0	PA: 38
PITCHER	IP WLS BF H R ER SO BB IBB HBP BLK WP HR S P ERA WHIP																					
Don Carman, L ERA: 4.99	(1, 1) 4.1 W 23 7 5 5 2 3 0 0 0 0 0 0 14 18 0.00 1.333																					
Greg Harris, R ERA: 2.64	(5, 1) 3.0 W 11 3 0 0 2 1 0 0 0 0 0 0 14 18 0.00 1.333																					
Kent Tekulve, R ERA: 3.62	(8, 1) 1.2 S 4 1 0 0 0 0 0 0 0 0 0 0 4 4 0.00 0.600																					

Philadelphia Phillies @ Montreal Expos
Olympic Stadium, Montreal, QB
Tue Jun 07 1988, 7:05 PM EDT
Att: 11,556 - Dome - 70 F

AB 34
R 5
H 11
RBI 5
BB 4
SO 4
LOB 16



Batter	1	2	3	4	5	6	7	8	9	10	AB	R	H	RBI	BB	SO	LOB	TOP								
Juan Samuel, R OBP: 0.323, SLG: 0.419	6-3		K			1B	F7		6-3		5	1	1	0	0	1	2	Philadelphia Phillies @ Montreal Expos Olympic Stadium, Montreal, QB Wed Jun 08 1988, 7:05 PM EDT Att. 10,214 - Dome - 70 F								
Von Hayes, L OBP: 0.359, SLG: 0.444	4-1		F8			1B		K			4	1	1	1	1	1	0									
Lance Parrish, R OBP: 0.327, SLG: 0.473	E6					5-3		WP			4	0	0	0	1	0	3									
Mike Schmidt, R OBP: 0.325, SLG: 0.359	2B					1B		BB			5	0	2	1	0	2	1									
Chris James, R OBP: 0.293, SLG: 0.461	6-3					1B		K			5	0	0	0	0	2	4									
Phil Bradley, R OBP: 0.348, SLG: 0.342			K			5-3		G3			4	1	1	1	0	1	2									
Steve Bedrosian, R								HR			1	0	0	0	0	1	0									
Milt Thompson, L OBP: 0.328, SLG: 0.308	6-3					6-3		4-3			4	1	1	0	0	0	0									
Steve Jeltz, S OBP: 0.312, SLG: 0.289						6-3		1-3			3	0	0	0	0	1	0									
Mike Young, S OBP: 0.311, SLG: 0.358			K					E3			1	0	0	0	0	0	1									
Luis Aguayo, R OBP: 0.324, SLG: 0.345								SF8			0	0	0	0	0	0	0									
Bruce Ruffin, S OBP: 0.179, SLG: 0.148								1-3			3	0	1	0	0	1	0									
Kent Tekulve, R								SF8			0	0	0	0	0	0	0									
Greg Gross, L OBP: 0.267, SLG: 0.208			3-1					1B			0	0	0	1	0	0	0									
											0	0	0	1	0	0	0									
Inning Stats	R: 0 E: 1 K: 0 S: 15	H: 1 LOB: 2 BB: 0 P: 23	R: 0 E: 0 K: 2 S: 7	H: 0 LOB: 0 BB: 0 P: 8	R: 0 E: 0 K: 1 S: 8	H: 0 LOB: 0 BB: 0 P: 10	R: 0 E: 0 K: 1 S: 8	H: 0 LOB: 0 BB: 0 P: 12	R: 0 E: 0 K: 1 S: 8	H: 0 LOB: 0 BB: 0 P: 10	R: 2 E: 0 K: 2 S: 20	H: 3 LOB: 1 BB: 0 P: 27	R: 1 E: 0 K: 0 S: 8	H: 2 LOB: 1 BB: 0 P: 10	R: 0 E: 0 K: 2 S: 15	H: 0 LOB: 2 BB: 1 P: 21	R: 1 E: 1 K: 0 S: 11	H: 1 LOB: 2 BB: 2 P: 20	R: 0 E: 0 K: 2 S: 7	H: 0 LOB: 0 BB: 0 P: 8	1B: 5 2B: 1 3B: 0 HR: 1	SF: 1 SAC: 0 DP: 0 HBP: 0	WP: 2 PB: 0 SB: 2 CS: 0	PA: 42		
PITCHER	IP	WLS	BF	H	R	ER	SO	BB	IBB	HBP	BLK	WP	HR	S	P	ERA	WHIP									
John Dopson, R ERA: 2.68	(1.1)	7.0		6	3	3	6	0	0	0	0	0	1	72	100	3.86	0.857									
Jeff Parrett, R ERA: 1.82	(8.1)	3.0	W	14	1	1	0	4	1	1	0	0	1	0	33	49	0.00	0.667								

AB	39
R	4
H	7
RBI	4
BB	2
SO	10
LOB	13



Batter	1	2	3	4	5	6	7	8	9	10	AB	R	H	RBI	BB	SO	LOB	BOTTOM							
Tim Raines, S OBP: 0.372, SLG: 0.402	2-3		FC5-4				E5		F8		5	1	1	0	0	1	2	Philadelphia Phillies @ Montreal Expos Olympic Stadium, Montreal, QB Wed Jun 08 1988, 7:05 PM EDT Att. 10,214 - Dome - 70 F							
Casey Candaele, S OBP: 0.233, SLG: 0.241	F9		1B			4-3		2B			5	0	2	1	0	0	1								
Andres Galarraga, R OBP: 0.377, SLG: 0.634	5-3		1B			5-3		F8			5	0	1	0	0	0	1								
Hubie Brooks, R OBP: 0.301, SLG: 0.395			F9			4-3		4-3			3	0	0	0	1	0	4								
Wallace Johnson, S OBP: 0.400, SLG: 0.391			FC4			4-3		4-3			0	0	0	0	0	0	0								
Tim Wallach, R OBP: 0.307, SLG: 0.384			FC4			4-3		4-3			1	1	1	0	0	0	0								
Mitch Webster, S OBP: 0.364, SLG: 0.313			FC6-4			6-3		1B			5	1	1	0	0	0	3								
Dave Engle, R OBP: 0.286, SLG: 0.280			FC4			6-3		SF8			3	1	1	0	0	1	1								
Herm Winningham, L OBP: 0.366, SLG: 0.349			FC4					1B			2	0	2	1	0	0	0								
Luis Rivera, R OBP: 0.252, SLG: 0.311			5-3					SF8			3	1	2	2	0	0	0								
John Dopson, L OBP: 0.154, SLG: 0.154	(1.1)	6.1						2B			2	0	1	0	0	0	1								
Wilfredo Tejada, R ERA: 3.76	(7. PH)	1.0						E			1	0	0	0	0	1	1								
Jeff Reed, L OBP: 0.319, SLG: 0.317	(8. 2)	2.1	L	10	3	1	1	0	0	0	1	0	0	0	0	1	1								
											1	0	0	0	0	1	1								
Inning Stats	R: 0 E: 0 K: 0 S: 5	H: 0 LOB: 0 BB: 0 P: 9	R: 0 E: 0 K: 0 S: 8	H: 0 LOB: 1 BB: 1 P: 12	R: 0 E: 0 K: 0 S: 17	H: 3 LOB: 3 BB: 0 P: 26	R: 0 E: 0 K: 1 S: 8	H: 0 LOB: 0 BB: 0 P: 12	R: 0 E: 0 K: 1 S: 8	H: 1 LOB: 1 BB: 0 P: 10	R: 3 E: 1 K: 1 S: 13	H: 4 LOB: 1 BB: 0 P: 20	R: 1 E: 0 K: 0 S: 13	H: 2 LOB: 1 BB: 0 P: 16	R: 0 E: 0 K: 0 S: 4	H: 0 LOB: 0 BB: 0 P: 6	R: 1 E: 0 K: 0 S: 7	H: 2 LOB: 1 BB: 0 P: 9	1B: 9 2B: 3 3B: 1 HR: 0	SF: 1 SAC: 0 DP: 0 HBP: 0	WP: 0 PB: 0 SB: 2 CS: 0	PA: 43			
PITCHER	IP	WLS	BF	H	R	ER	SO	BB	IBB	HBP	BLK	WP	HR	S	P	ERA	WHIP								
Bruce Ruffin, L ERA: 3.4	(1.1)	6.1		9	3	3	3	1	0	0	0	0	0	63	96	4.26	1.579								
Kent Tekulve, R ERA: 3.76	(7.1)	1.0		4	1	1	0	0	0	0	0	0	0	9	12	9.00	1.000								
Steve Bedrosian, R ERA: 5.02	(8.1)	2.1	L	10	3	1	1	0	0	0	0	0	0	19	24	3.86	1.286								

AB	41
R	5
H	13
RBI	4
BB	1
SO	3
LOB	17



Batter	1	2	3	4	5	6	7	8	9	AB	R	H	RBI	BB	SO	LOB	TOP										
Lenny Dykstra, L OBP: 0.343, SLG: 0.415	E4 1B WP	BB		1-0 1B		4-3			B3 1-2	4	1	1	0	1	0	1											
Wally Backman, S OBP: 0.318, SLG: 0.258	G3 WP 1B	BB		2-2 G3					K 1-3	5	0	1	0	0	2	4											
Dave Magadan, L OBP: 0.416, SLG: 0.313	G3			4-3					4-3	4	0	0	0	0	1	1											
Darryl Strawberry, L OBP: 0.394, SLG: 0.582	S BB			BB 1B					6-3	3	0	2	0	1	0	0											
Kevin McReynolds, R OBP: 0.313, SLG: 0.405	F8			BB 1B					F8	2	0	0	0	2	0	2											
Gary Carter, R OBP: 0.341, SLG: 0.453	4-3			BB					F7	4	0	0	0	0	0	6											
Howard Johnson, S OBP: 0.352, SLG: 0.434									K	4	1	1	1	0	1	2											
Kevin Elster, R OBP: 0.277, SLG: 0.306									HR																		
Mookie Wilson, S OBP: 0.308, SLG: 0.397	P3								F4	3	0	0	0	0	0	0											
Ron Darling, R OBP: 0.219, SLG: 0.258									B3 1B	1	0	1	0	0	0	0											
Gene Walter, L OBP: 0.269, SLG: 0.417									F2	2	0	1	0	0	0	0											
Jeff Innis, R OBP: 0.287, SLG: 0.205										1	0	0	0	0	0	1											
Inning Stats	R: 1 E: 1 K: 0 S: 12	H: 1 LOB: 2 BB: 1 P: 19	R: 0 E: 0 K: 1 S: 12	H: 1 LOB: 2 BB: 1 P: 19	R: 0 E: 0 K: 0 S: 16	H: 1 LOB: 2 BB: 0 P: 23	R: 0 E: 0 K: 0 S: 13	H: 1 LOB: 1 BB: 0 P: 18	R: 0 E: 0 K: 1 S: 10	H: 1 LOB: 0 BB: 0 P: 19	R: 0 E: 0 K: 0 S: 11	H: 0 LOB: 0 BB: 0 P: 16	R: 0 E: 0 K: 1 S: 8	H: 0 LOB: 0 BB: 0 P: 13	R: 0 E: 0 K: 1 S: 9	H: 1 LOB: 1 BB: 0 P: 16	1B: 5 2B: 1 3B: 0 HR: 1	SF: 0 SAC: 0 DP: 1 HBP: 0	WP: 1 PB: 0 SB: 2 CS: 0	PA: 38							
PITCHER	IP	WLS	BF	H	R	ER	SO	BB	IBB	HBP	BLK	WP	HR	S	P	ERA	WHIP										
Dennis Martinez, R ERA: 2.61	8.0	W	35	7	2	1	3	4	0	0	0	1	1	91	144	1.12	1.375										
Jeff Parrett, R ERA: 1.77	1.0	S	3	0	0	0	1	0	0	0	0	0	0	7	11	0.00	0.000										

New York Mets @ Montreal Expos
Olympic Stadium, Montreal, QB
Fri Jun 10 1988, 7:05 PM EDT
Att: 28,697 - Dome - 70 F

AB	34
R	2
H	7
RBI	1
BB	4
SO	4
LOB	17



Batter	1	2	3	4	5	6	7	8	9	AB	R	H	RBI	BB	SO	LOB	BOTTOM										
Tim Raines, S OBP: 0.376, SLG: 0.419	L3									5	1	3	0	0	0	0											
Tom Foley, L OBP: 0.288, SLG: 0.279	BB 1B									5	1	3	2	0	0	1											
Andres Galarraga, R OBP: 0.373, SLG: 0.623	G6-4-3 BB									4	0	0	0	1	0	4											
Hubie Brooks, R OBP: 0.300, SLG: 0.405	G6-4-3									4	1	1	3	0	0	2											
Tim Wallach, R OBP: 0.319, SLG: 0.405										4	0	4	0	0	0	0											
Mitch Webster, S OBP: 0.362, SLG: 0.311										4	0	1	0	0	1	4											
Jeff Reed, L OBP: 0.308, SLG: 0.305										4	0	0	0	0	2	6											
Luis Rivera, R OBP: 0.252, SLG: 0.304										3	0	0	0	1	1	2											
Dennis Martinez, R OBP: 0.290, SLG: 0.300										4	2	2	0	0	0	2											
Jeff Parrett, R ERA: 1.89										0	0	0	0	0	0	0											
Inning Stats	R: 0 E: 0 K: 0 S: 12	H: 1 LOB: 1 BB: 1 P: 18	R: 0 E: 0 K: 1 S: 12	H: 1 LOB: 2 BB: 1 P: 21	R: 0 E: 0 K: 0 S: 8	H: 0 LOB: 0 BB: 0 P: 11	R: 0 E: 0 K: 0 S: 17	H: 2 LOB: 2 BB: 0 P: 24	R: 4 E: 0 K: 1 S: 21	H: 5 LOB: 1 BB: 0 P: 32	R: 0 E: 0 K: 1 S: 9	H: 1 LOB: 0 BB: 0 P: 11	R: 0 E: 1 K: 1 S: 15	H: 1 LOB: 2 BB: 0 P: 25	R: 1 E: 0 K: 0 S: 9	H: 3 LOB: 1 BB: 0 P: 14	1B: 8 2B: 5 3B: 0 HR: 1	SF: 0 SAC: 0 DP: 2 HBP: 0	WP: 0 PB: 0 SB: 0 CS: 0	PA: 39							
PITCHER	IP	WLS	BF	H	R	ER	SO	BB	IBB	HBP	BLK	WP	HR	S	P	ERA	WHIP										
Ron Darling, R ERA: 2.5	4.1	L	23	9	4	4	1	2	0	0	0	0	0	63	95	8.31	2.538										
Gene Walter, L ERA: 3.72	0.2		2	0	0	0	1	0	0	0	0	0	0	7	11	0.00	0.000										
Jeff Innis, R ERA: 1.89	3.0		14	5	1	1	2	0	0	0	0	0	0	33	50	3.00	1.667										

New York Mets @ Montreal Expos
Olympic Stadium, Montreal, QB
Fri Jun 10 1988, 7:05 PM EDT
Att: 28,697 - Dome - 70 F

AB	37
R	5
H	14
RBI	5
BB	2
SO	4
LOB	21



Batter	1	2	3	4	5	6	7	8	9	AB	R	H	RBI	BB	SO	LOB	TOP										
Lenny Dykstra, L OBP: 0.356, SLG: 0.429	4-3		1B		SF8		1B	1B		4	2	3	0	1	0	0	<p>New York Mets @ Montreal Expos Olympic Stadium, Montreal, QB Sat Jun 11 1988, 7:05 PM EDT Att: 31,576 - Unknown - 68 F</p>										
Wally Backman, S OBP: 0.318, SLG: 0.253 Tim Teufel, R OBP: 0.362, SLG: 0.355	4-3		K		FC4-6		BB	BB		2	0	0	0	1	1	2											
Dave Magadan, L OBP: 0.302, SLG: 0.294	F7		4-3		FC4-6		BB			4	0	0	0	1	0	4											
Darryl Strawberry, L OBP: 0.398, SLG: 0.587		4-3		FC5-4	SF8		BB			2	2	1	2	2	0	0											
Howard Johnson, S OBP: 0.349, SLG: 0.427	K		K		F5		K			3	0	0	1	1	2	4											
Mookie Wilson, S OBP: 0.311, SLG: 0.404			2B		FC5-4		F8			5	0	2	0	0	0	5											
Lee Mazzilli, S OBP: 0.245, SLG: 0.186 Terry Leach, R OBP: 0.276, SLG: 0.304	K		L6		G3-6-3		4-3			4	0	0	0	0	1	7											
Mackey Sasser, L OBP: 0.300, SLG: 0.429			1-3		FC6		6-3			4	0	2	1	0	0	0											
Dwight Gooden, R OBP: 0.268, SLG: 0.325 Kevin Elster, R OBP: 0.276, SLG: 0.304			1B		FC6		F8			2	0	0	0	1	1	3											
Inning Stats	R: 0 E: 0 K: 0 S: 6	H: 0 LOB: 0 BB: 0 P: 9	R: 0 E: 0 K: 2 S: 13	H: 1 LOB: 1 BB: 0 P: 18	R: 0 E: 0 K: 1 S: 13	H: 1 LOB: 2 BB: 1 P: 24	R: 1 E: 0 K: 0 S: 7	H: 1 LOB: 2 BB: 2 P: 16	R: 1 E: 0 K: 1 S: 15	H: 2 LOB: 1 BB: 0 P: 12	R: 1 E: 0 K: 1 S: 14	H: 1 LOB: 3 BB: 3 P: 29	R: 0 E: 0 K: 0 S: 5	H: 1 LOB: 1 BB: 0 P: 9	R: 1 E: 0 K: 0 S: 11	H: 1 LOB: 0 BB: 0 P: 20	1B: 6 2B: 3 3B: 0 HR: 0	SF: 2 SAC: 0 DP: 1 HBP: 0	WP: 2 PB: 0 SB: 2 CS: 0	PA: 42							
PITCHER	IP	WLS	BF	H	R	ER	SO	BB	IBB	HBP	BLK	WP	HR	S	P	ERA	WHIP										
Floyd Youmans, R ERA: 3.85	6.0	W	27	6	2	2	4	4	0	0	0	1	0	62	104	3.00	1.667										
Joe Hesketh, L ERA: 3.44	0.0		4	1	1	1	0	3	0	0	0	0	0	4	17	∞	∞										
Andy McGaffigan, R ERA: 3.86	3.0	S	11	2	1	1	1	0	0	0	0	1	0	26	41	3.00	0.667										

Batter	1	2	3	4	5	6	7	8	9	AB	R	H	RBI	BB	SO	LOB	BOTTOM										
Tim Raines, S OBP: 0.378, SLG: 0.422	4-3		2B		F7		1B			3	2	1	0	1	0	0	<p>New York Mets @ Montreal Expos Olympic Stadium, Montreal, QB Sat Jun 11 1988, 7:05 PM EDT Att: 31,576 - Unknown - 68 F</p>										
Tom Foley, L OBP: 0.275, SLG: 0.293	1B		FC1		G6-4-3		F8			4	1	2	0	0	0	2											
Andres Galarraga, R OBP: 0.379, SLG: 0.629	1B		2B		G6-4-3		F8			4	1	3	1	0	0	1											
Hubie Brooks, R OBP: 0.304, SLG: 0.402	K		2B		G6-4-3		1B			2	1	0	0	2	1	3											
Tim Wallach, R OBP: 0.326, SLG: 0.416	1-3		2B		G6-4-3		BB			4	0	3	3	0	0	2											
Herm Winningham, L OBP: 0.360, SLG: 0.333			G3		G3		L4			3	0	0	0	1	0	4											
Casey Candaele, S OBP: 0.223, SLG: 0.230	F7		F8				1-3			4	0	0	0	0	0	2											
Jeff Reed, L OBP: 0.298, SLG: 0.294	L6-3				K		F9			4	0	0	0	0	1	1											
Floyd Youmans, R OBP: 0.174, SLG: 0.227 Joe Hesketh, R OBP: 0.276, SLG: 0.304 Andy McGaffigan, R OBP: 0.276, SLG: 0.304			2B		K		5-3			3	1	1	0	0	1	0											
Inning Stats	R: 0 E: 0 K: 1 S: 11	H: 2 LOB: 2 BB: 0 P: 14	R: 0 E: 0 K: 0 S: 6	H: 0 LOB: 0 BB: 1 P: 11	R: 4 E: 1 K: 0 S: 14	H: 3 LOB: 1 BB: 2 P: 30	R: 0 E: 0 K: 2 S: 12	H: 0 LOB: 0 BB: 0 P: 16	R: 1 E: 0 K: 0 S: 10	H: 3 LOB: 1 BB: 0 P: 14	R: 0 E: 0 K: 0 S: 9	H: 0 LOB: 0 BB: 0 P: 13	R: 1 E: 0 K: 0 S: 9	H: 2 LOB: 2 BB: 1 P: 15	R: 0 E: 0 K: 0 S: 5	H: 0 LOB: 0 BB: 0 P: 7	1B: 5 2B: 6 3B: 0 HR: 0	SF: 0 SAC: 0 DP: 2 HBP: 0	WP: 0 PB: 0 SB: 0 CS: 0	PA: 36							
PITCHER	IP	WLS	BF	H	R	ER	SO	BB	IBB	HBP	BLK	WP	HR	S	P	ERA	WHIP										
Dwight Gooden, R ERA: 3.33	6.0	L	27	8	5	4	3	2	1	0	0	0	0	62	98	6.00	1.667										
Terry Leach, R ERA: 3.28	2.0		9	2	1	1	0	1	0	0	0	0	0	14	22	4.50	1.500										

AB	33
R	4
H	9
RBI	4
BB	7
SO	5
LOB	26



AB	32
R	6
H	10
RBI	4
BB	4
SO	3
LOB	15



Batter	1	2	3	4	5	6	7	8	9	10	11	AB	R	H	RBI	BB	SO	LOB	TOP						
Lenny Dykstra, L OBP: 0.350, SLG: 0.420 Terry Leach, R (1.1)	G3		3-1		K		G3 S 2B	K			4-3	6	1	1	0	0	2	1							
Wally Backman, S OBP: 0.310, SLG: 0.248 (1.4)	K		4-3		1B		G3		F8		K	6	0	1	0	0	2	1							
Dave Magadan, L OBP: 0.214, SLG: 0.329 (1.3)	1B		L4		1B		1B		F6			5	1	3	1	0	0	0							
Darryl Strawberry, L OBP: 0.398, SLG: 0.580 (1.9)	1B			K	4-3		1B		K			4	0	1	0	1	2	2							
Kevin McReynolds, R OBP: 0.311, SLG: 0.400 (1.7)	1B		5-3		K2-3		F8		F8			5	0	1	1	0	1	2							
Gary Carter, R OBP: 0.343, SLG: 0.451 (1.2)	K		1B		1B		F7		6-3			5	0	2	0	0	1	2							
Howard Johnson, S OBP: 0.354, SLG: 0.426 (1.5)		F5		1B		F9		S 2B BB	S BB			3	1	1	0	2	0	1							
Kevin Elster, R OBP: 0.268, SLG: 0.295 (1.6)	4-3		4-3		5-3		1B		6-3			5	0	0	0	0	1	5							
Sid Fernandez, L OBP: 0.319, SLG: 0.333 Randy Myers, L (9.1)	L9				K		F8		2B		L9	4	0	1	1	0	1	0							
Roger McDowell, R OBP: 0.333, SLG: 0.667 Mookie Wilson, S OBP: 0.309, SLG: 0.401 (11.8)												0	0	0	0	0	0	0							
												1	0	0	0	0	0	0							
Inning Stats	R: 1 E: 0 K: 2 S: 15	H: 3 LOB: 2 BB: 0 P: 20	R: 0 E: 0 K: 0 S: 4	H: 0 LOB: 0 BB: 0 P: 6	R: 0 E: 0 K: 0 S: 4	H: 0 LOB: 0 BB: 0 P: 6	R: 0 E: 0 K: 1 S: 14	H: 2 LOB: 2 BB: 0 P: 21	R: 0 E: 0 K: 2 S: 12	H: 1 LOB: 1 BB: 0 P: 14	R: 1 E: 0 K: 0 S: 10	H: 2 LOB: 2 BB: 1 P: 15	R: 1 E: 0 K: 2 S: 11	H: 1 LOB: 1 BB: 1 P: 18	R: 0 E: 0 K: 1 S: 7	H: 0 LOB: 0 BB: 0 P: 13	R: 0 E: 0 K: 0 S: 8	H: 0 LOB: 1 BB: 1 P: 14	R: 0 E: 0 K: 1 S: 8	H: 0 LOB: 0 BB: 0 P: 10	1B: 9 2B: 2 3B: 0 HR: 0	SF: 0 SAC: 0 DP: 0 HBP: 0	WP: 0 PB: 0 SB: 3 CS: 0	PA: 47	
PITCHER	IP 7.2	WLS 0.1	BF 36	H 11	R 3	ER 3	SO 7	BB 1	IBB 0	HBP 0	BLK 0	WP 0	HR 0	S 77	P 111	ERA 3.52	WHIP 1.565								
Bryn Smith, R ERA: 4.0 Joe Hesketh, L ERA: 3.38 Bob McClure, L ERA: 7.07 Tim Burke, R ERA: 3.63	(1.1)	(8.1)	(9.1)	(10.1)																					

New York Mets @ Montreal Expos
Olympic Stadium, Montreal, QB
Sun Jun 12 1988, 3:33 AM EDT
Att: 32,245 - Sunny - 75 F

AB 44
R 3
H 11
RBI 3
BB 3
SO 10
LOB 14



Batter	1	2	3	4	5	6	7	8	9	10	11	AB	R	H	RBI	BB	SO	LOB	BOTTOM						
Tim Raines, S OBP: 0.382, SLG: 0.419 (1.7)	E S BB		K			F8			1B HR HBP		SH3-1 S 1B BB	2	2	0	0	2	1	0							
Casey Candaele, S OBP: 0.224, SLG: 0.231 (1.4)	K		K			F8			1B HR		SH3-1	4	1	1	0	0	2	1							
Andres Gattarraga, R OBP: 0.379, SLG: 0.636 (1.3)	K		K			K			1B HR		1B IBB	4	1	1	3	1	3	1							
Hubie Brooks, R OBP: 0.302, SLG: 0.397 (1.9)	F8		K			K			K		1B	5	0	1	1	0	2	1							
Tim Wallach, R OBP: 0.321, SLG: 0.408 (1.5)		F8			L9		L7		F3			4	0	0	0	0	0	0							
Mitch Webster, S OBP: 0.369, SLG: 0.319 Tim Burke, R (10.1)		5-3			B3 2B				FC5-4 BB		CS BB	2	0	1	0	2	0	0							
Luis Rivera, R OBP: 0.247, SLG: 0.298 Tom Foley, L OBP: 0.275, SLG: 0.291 (10.6)		F7			B3				K		CS	3	0	0	0	0	1	2							
Wilfredo Tejada, R OBP: 0.385, SLG: 0.375 Bob McClure, R (9.1)					F3				FC5-4		4-3	1	0	0	0	0	0	1							
Herm Wittingham, L OBP: 0.355, SLG: 0.328 (10.8)					F3				1-2		4-3	0	0	0	0	0	0	0							
Bryn Smith, R OBP: 0.092, SLG: 0.050 Joe Hesketh, R (8.1)					6-3				F9		4-3	2	0	0	0	0	1	0							
Dave Engle, R OBP: 0.276, SLG: 0.269 (9.2)												1	0	0	0	0	1								
Jeff Reed, L OBP: 0.295, SLG: 0.291 (10.2)												1	0	0	0	0	0	0							
Inning Stats	R: 0 E: 0 K: 2 S: 12	H: 0 LOB: 1 BB: 1 P: 18	R: 0 E: 0 K: 0 S: 6	H: 0 LOB: 0 BB: 0 P: 10	R: 0 E: 0 K: 2 S: 11	H: 0 LOB: 0 BB: 0 P: 15	R: 0 E: 0 K: 3 S: 13	H: 0 LOB: 0 BB: 0 P: 18	R: 0 E: 0 K: 0 S: 9	H: 0 LOB: 1 BB: 1 P: 16	R: 0 E: 0 K: 1 S: 6	H: 0 LOB: 0 BB: 0 P: 9	R: 0 E: 0 K: 1 S: 7	H: 0 LOB: 1 BB: 1 P: 24	R: 3 E: 0 K: 1 S: 16	H: 2 LOB: 0 BB: 2 P: 30	R: 0 E: 0 K: 0 S: 4	H: 0 LOB: 0 BB: 0 P: 5	R: 1 E: 0 K: 0 S: 9	H: 1 LOB: 2 BB: 2 P: 17	1B: 2 2B: 1 3B: 0 HR: 1	SF: 0 SAC: 1 DP: 0 HBP: 1	WP: 0 PB: 0 SB: 2 CS: 1	PA: 41	
PITCHER	IP 8.0	WLS 0.0	BF 27	H 2	R 3	ER 3	SO 10	BB 2	IBB 0	HBP 1	BLK 0	WP 0	HR 0	S 80	P 119	ERA 0.00	WHIP 0.375								
Sid Fernandez, L ERA: 3.76 Randy Myers, L ERA: 2.16 Roger McDowell, R ERA: 3.03 Terry Leach, R ERA: 3.5	(1.1)	(9.1)	(9.1)	(11.1)																					

New York Mets @ Montreal Expos
Olympic Stadium, Montreal, QB
Sun Jun 12 1988, 3:33 AM EDT
Att: 32,245 - Sunny - 75 F

AB 33
R 4
H 4
RBI 4
BB 5
SO 11
LOB 8



Batter	1	2	3	4	5	6	7	8	9	AB	R	H	RBI	BB	SO	LOB	TOP			
Tim Raines, S (1, 7) OBP: 0.386, SLG: 0.424	2-0 2B	0-0 1B		4-1 BB			2-2 5-3		0-0 5-3	4	0	2	1	1	0	0	Montreal Expos @ Philadelphia Phillies Veterans Stadium, Philadelphia, PA Mon Jun 13 1988, 7:05 PM EDT Att: 20,544 - Unknown - 80 F			
Casey Candaele, S (1, 4) OBP: 0.223, SLG: 0.229	2-2 5-3	2-1 F9		0-0 F7			0-0 E9 2B 1B		0-1 F8	5	1	1	0	0	0	5				
Andres Calarraga, R (1, 3) OBP: 0.377, SLG: 0.628	4-1 BB		3-2 1-3		2-1 5-3		0-3 K			3	0	0	0	1	1	1				
Hubie Brooks, R (1, 9) OBP: 0.309, SLG: 0.412	2-3 K		2-1 FC6-4 1B		0-1 2B		2-2 2B			4	0	3	1	0	1	2				
Tim Wallach, R (1, 5) OBP: 0.316, SLG: 0.401	1-3 K		1-1 F7		1-3 K		2-0 5-3			4	0	0	0	0	2	5				
Mitch Webster, S (1, 8) OBP: 0.367, SLG: 0.317		1-1 FC5-4 1B	1-1 FC6-4		2-2 F6			0-0 4-3		4	1	1	0	0	0	2				
Dave Engle, R (1, 2) OBP: 0.303, SLG: 0.333		1-2 FC5-4 1B		1-1 2B		3-2 4-3		2-0 5-3		4	0	2	0	0	0	0				
Luis Rivera, R (1, 6) OBP: 0.240, SLG: 0.290		0-0 FC5-4 1B		2-3 K		3-2 4-3		0-0 F8		4	0	0	0	0	1	3				
Neal Heaton, L (1, 1) OBP: 0.167, SLG: 0.167		0-3 K		2-3 K		0-2 6-3			0-0 1-3	3	0	0	0	0	2	3				
Andy McGaffigan, R (7, 1)										0	0	0	0	0	0	0				
Wallace Johnson, S (9, PH) OBP: 0.370, SLG: 0.360										1	0	0	0	0	0	0				
Inning Stats	R: 0 E: 0 K: 2 S: 11	H: 1 LOB: 2 BB: 1 P: 22	R: 1 E: 0 K: 1 S: 13	H: 3 LOB: 1 BB: 0 P: 17	R: 0 E: 0 K: 0 S: 10	H: 1 LOB: 1 BB: 0 P: 17	R: 0 E: 0 K: 2 S: 10	H: 1 LOB: 2 BB: 1 P: 19	R: 0 E: 0 K: 1 S: 11	H: 0 LOB: 0 BB: 0 P: 15	R: 1 E: 1 K: 1 S: 13	H: 2 LOB: 1 BB: 0 P: 19	R: 0 E: 0 K: 0 S: 3	H: 0 LOB: 0 BB: 0 P: 5	R: 0 E: 0 K: 0 S: 4	H: 0 LOB: 0 BB: 0 P: 4	1B: 5 2B: 4 3B: 0 HR: 0	SF: 0 SAC: 0 DP: 0 HBP: 0	WP: 0 PB: 0 SB: 1 CS: 0	PA: 38
PITCHER Shane Rawley, L (1, 1) ERA: 3.91	IP: 9.0 WLS: W BF: 38 H: 9 R: 2 ER: 1 SO: 7 BB: 2 IBB: 0 HBP: 0 BLK: 0 WP: 0 HR: 0 S: 84 P: 134 ERA: 1.00 WHIP: 1.222															PITCHER				

AB	36
R	2
H	9
RBI	2
BB	2
SO	7
LOB	21



Batter	1	2	3	4	5	6	7	8	9	AB	R	H	RBI	BB	SO	LOB	BOTTOM			
Juan Samuel, R (1, 4) OBP: 0.326, SLG: 0.409	2-2 5-3	0-1 SF9			4-2 BB		1-3 K			2	0	0	1	1	1	0	Montreal Expos @ Philadelphia Phillies Veterans Stadium, Philadelphia, PA Mon Jun 13 1988, 7:05 PM EDT Att: 20,544 - Unknown - 80 F			
Von Hayes, L (1, 3) OBP: 0.364, SLG: 0.445	0-3 K	3-H F5			1 SAFE 4-2 CS BB		0-1 6-3			3	0	0	0	1	1	1				
Lance Parrish, R (1, 2) OBP: 0.322, SLG: 0.451	0-0 BLK 2B		1-3 K		1 SAFE 1 SAFE F8		0-3 K			4	0	1	0	0	2	1				
Mike Schmidt, R (1, 5) OBP: 0.321, SLG: 0.341	1-2 5-3		2-2 L7		2-0 F8		2-0 F8		3-1 F6	4	0	0	0	0	0	1				
Chris James, R (1, 8) OBP: 0.295, SLG: 0.463		0-0 HR	3-2 6-3		0-0 F8		0-0 F8			3	1	1	1	0	0	0				
Phil Bradley, R (1, 7) OBP: 0.337, SLG: 0.333		3-1 1B BB FC4-6 1B		1-3 K		1-0 F6				3	1	1	0	0	1	0				
Mike Young, S (1, 9) OBP: 0.319, SLG: 0.417	1 SAFE 4-1 5-3		4-1 FC4-6 1B SF9 BB		1-0 5-3		0-0 HR			2	2	1	1	1	0	0				
Milt Thompson, L (8, 8) OBP: 0.332, SLG: 0.310		1-2 FC4-6 1B BB								0	0	0	0	0	0	0				
Luis Aguayo, R (1, 6) OBP: 0.338, SLG: 0.410		2-1 FC4-6 1B			2-0 HR		3-2 5-3			2	1	2	1	0	0	0				
Steve Jeltz, S (7, PH) OBP: 0.340, SLG: 0.320		1-2 FC4-6 1B					1-1 6-3			1	0	0	0	0	0	0				
Shane Rawley, R (1, 1) OBP: 0.156, SLG: 0.194		2-1 FC4-6			0-0 6-3					3	0	0	1	0	0	2				
Inning Stats	R: 0 E: 0 K: 1 S: 11	H: 1 LOB: 1 BB: 0 P: 14	R: 3 E: 0 K: 0 S: 13	H: 3 LOB: 1 BB: 1 P: 25	R: 0 E: 0 K: 1 S: 9	H: 0 LOB: 0 BB: 0 P: 15	R: 1 E: 0 K: 1 S: 6	H: 1 LOB: 0 BB: 0 P: 10	R: 0 E: 0 K: 0 S: 9	H: 0 LOB: 0 BB: 2 P: 18	R: 0 E: 0 K: 0 S: 3	H: 0 LOB: 0 BB: 0 P: 6	R: 1 E: 0 K: 1 S: 9	H: 1 LOB: 0 BB: 0 P: 14	R: 0 E: 0 K: 1 S: 7	H: 0 LOB: 0 BB: 0 P: 10	1B: 2 2B: 1 3B: 0 HR: 3	SF: 1 SAC: 0 DP: 0 HBP: 0	WP: 0 PB: 0 SB: 0 CS: 1	PA: 31
PITCHER Neal Heaton, L (1, 1) ERA: 6.12	IP: 6.0 WLS: L BF: 25 H: 6 R: 5 ER: 5 SO: 3 BB: 3 IBB: 0 HBP: 0 BLK: 1 WP: 0 HR: 3 S: 52 P: 89 ERA: 7.50 WHIP: 1.500															PITCHER				
Andy McGaffigan, R (7, 1) ERA: 3.68	IP: 2.0 WLS: 6 BF: 6 H: 0 R: 0 ER: 0 SO: 2 BB: 0 IBB: 0 HBP: 0 BLK: 0 WP: 0 HR: 0 S: 15 P: 23 ERA: 0.00 WHIP: 0.000															PITCHER				

AB	27
R	5
H	6
RBI	5
BB	3
SO	5
LOB	5



Batter	1	2	3	4	5	6	7	8	9	AB	R	H	RBI	BB	SO	LOB	TOP				
Tim Raines, S OBP: 0.386, SLG: 0.437	1-2 F7		0-0 L5			2-2 6-3	0-0 F9		3-2 1-H 3B	5	0	1	1	0	0	4					
Casey Candaele, S OBP: 0.241, SLG: 0.250	1-1 6-3			1-2 FC6-4 1B		1-0 F8		3-2 1B 1B	1-2 F8	4	0	2	0	0	0	0					
Tom Foley, L OBP: 0.271, SLG: 0.289										1	0	0	0	0	0	1					
Andres Calarraga, R OBP: 0.372, SLG: 0.613	2-2 1-3			1-2 FC6-4 1-2		1-1 F9		1-3 K		4	0	0	0	0	1	2					
Hubie Brooks, R OBP: 0.313, SLG: 0.417		1-1 G3		0-3 K			1-3 K	1-0 1B		4	0	1	0	0	2	1					
Tim Wallach, R OBP: 0.316, SLG: 0.409		2-2 F7		1-0 F9			1-2 1B 1B	0-2 P3		4	1	1	0	0	0	3					
Mitch Webster, S OBP: 0.376, SLG: 0.332		3-2 F7			1-2 G1-4-3 1B		0-0 BB 1B	1-3 K		4	0	2	0	0	1	2					
Luis Rivera, R OBP: 0.247, SLG: 0.301			1-3 K		1-0 F9		1-2 BB 1B		1-3 K	3	0	1	1	0	1	1					
Herm Winningham, L OBP: 0.346, SLG: 0.319										1	0	0	0	0	1	0					
Wilfredo Tejada, R OBP: 0.222, SLG: 0.375			0-3 K		1-2 G1-4-3		4-1 1-2 2-3 BB		0-0 P6	2	0	0	0	0	1	1					
Dave Engle, R OBP: 0.314, SLG: 0.323										1	0	0	0	1	0	0					
John Dopson, L OBP: 0.226, SLG: 0.149			4-1 BB						0-2 3B 1B	1	0	0	0	0	0	0					
Andy McCaffigan, R OBP: 0.312, SLG: 0.346										0	0	0	0	0	0	0					
Tim Burke, R OBP: 0.312, SLG: 0.346										0	0	0	0	0	0	0					
Wallace Johnson, S OBP: 0.312, SLG: 0.346										0	0	0	0	0	0	0					
Jeff Parrett, R OBP: 0.312, SLG: 0.346										0	0	0	0	0	0	0					
Graig Nettles, L OBP: 0.243, SLG: 0.295										1	1	1	0	0	0	0					
Inning Stats	R: 0 E: 0 K: 0 S: 8	H: 0 LOB: 0 BB: 0 P: 12	R: 0 E: 0 K: 0 S: 12	H: 0 LOB: 0 BB: 0 P: 18	R: 0 E: 0 K: 2 S: 10	H: 0 LOB: 1 BB: 1 P: 15	R: 0 E: 0 K: 1 S: 11	H: 1 LOB: 1 BB: 0 P: 14	R: 0 E: 0 K: 0 S: 6	H: 0 LOB: 0 BB: 0 P: 10	R: 1 E: 0 K: 2 S: 15	H: 3 LOB: 3 BB: 1 P: 24	R: 0 E: 0 K: 2 S: 14	H: 2 LOB: 2 BB: 0 P: 20	R: 1 E: 0 K: 1 S: 17	H: 2 LOB: 1 BB: 0 P: 22	1B: 8 2B: 0 3B: 1 HR: 0	SF: 0 SAC: 0 DP: 0 HBP: 0	WP: 0 PB: 0 CS: 0	PA: 38	
PITCHER	IP WLS BF H R ER SO BB IBB HBP BLK WP HR S P ERA WHIP	IP WLS BF H R ER SO BB IBB HBP BLK WP HR S P ERA WHIP	IP WLS BF H R ER SO BB IBB HBP BLK WP HR S P ERA WHIP	IP WLS BF H R ER SO BB IBB HBP BLK WP HR S P ERA WHIP	IP WLS BF H R ER SO BB IBB HBP BLK WP HR S P ERA WHIP	IP WLS BF H R ER SO BB IBB HBP BLK WP HR S P ERA WHIP	IP WLS BF H R ER SO BB IBB HBP BLK WP HR S P ERA WHIP	IP WLS BF H R ER SO BB IBB HBP BLK WP HR S P ERA WHIP	IP WLS BF H R ER SO BB IBB HBP BLK WP HR S P ERA WHIP	IP WLS BF H R ER SO BB IBB HBP BLK WP HR S P ERA WHIP	IP WLS BF H R ER SO BB IBB HBP BLK WP HR S P ERA WHIP	IP WLS BF H R ER SO BB IBB HBP BLK WP HR S P ERA WHIP	IP WLS BF H R ER SO BB IBB HBP BLK WP HR S P ERA WHIP	IP WLS BF H R ER SO BB IBB HBP BLK WP HR S P ERA WHIP	IP WLS BF H R ER SO BB IBB HBP BLK WP HR S P ERA WHIP	IP WLS BF H R ER SO BB IBB HBP BLK WP HR S P ERA WHIP	IP WLS BF H R ER SO BB IBB HBP BLK WP HR S P ERA WHIP	IP WLS BF H R ER SO BB IBB HBP BLK WP HR S P ERA WHIP	IP WLS BF H R ER SO BB IBB HBP BLK WP HR S P ERA WHIP	IP WLS BF H R ER SO BB IBB HBP BLK WP HR S P ERA WHIP	IP WLS BF H R ER SO BB IBB HBP BLK WP HR S P ERA WHIP

Montreal Expos @ Philadelphia Phillies
Veterans Stadium, Philadelphia, PA
Tue Jun 14 1988, 7:05 PM EDT
Att: 24,082 - Unknown - 80 F

AB 36
R 2
H 9
RBI 2
BB 2
SO 8
LOB 19





Batter	1	2	3	4	5	6	7	8	9	AB	R	H	RBI	BB	SO	LOB	BOTTOM				
Juan Samuel, R OBP: 0.323, SLG: 0.422	1-1 WP 3B	1-1 FC6-4			1-0 HR	0-1 4-3		1-0 P4		5	2	2	1	0	0	3					
Greg Gross, L OBP: 0.299, SLG: 0.237	3-2 6-3		1-2 1B		1-2 1B 1B	1-1 F9		1 SAFE 3-2 L7		5	1	2	0	0	0	1					
Von Hayes, L OBP: 0.360, SLG: 0.436	3-H 2-3 K		2-1 2B 1B		3-3 SAFE K		0-3 K			4	0	1	0	0	3	1					
Mike Schmidt, R OBP: 0.320, SLG: 0.344	3-2 P6		1-1 2B		1-1 5-3 1B		0-0 F8			4	0	2	0	0	0	0					
Chris James, R OBP: 0.307, SLG: 0.467		1-1 1B FC4-6 1B	4-0 G4-6-3 BB		0-1 5-3 1B		1-2 E BB 1B			3	1	3	1	1	0	0					
Phil Bradley, R OBP: 0.336, SLG: 0.329	1 SAFE 0-2 FC4-6 1B		0-1 G4-6-3		1-1 5-3		1 SAFE 4-1 BB			3	0	1	0	1	0	5					
Steve Bedrosian, R OBP: 0.336, SLG: 0.329	1-3 1B		1-2 1B		1-2 2-3 BB		1-2 BB			0	0	0	0	0	0	0					
Darren Daulton, L OBP: 0.298, SLG: 0.268	1 SAFE 0-0 FC4-6 1B			1-0 4-3		4-0 IBB		2-1 F9		3	0	0	1	1	0	3					
Steve Jeltz, S OBP: 0.344, SLG: 0.326	2-2 FC6-4 1B			3-3 K		3-2 5-3		2-3 K		4	0	1	0	0	2	3					
Don Carman, L OBP: 0.330, SLG: 0.305		0-3 K		0-0 6-3			0-2 L6			3	0	0	0	0	1	2					
Milt Thompson, L OBP: 0.330, SLG: 0.305										0	0	0	0	1	0	0					
Inning Stats	R: 1 E: 0 K: 1 S: 11	H: 1 LOB: 0 BB: 0 P: 20	R: 1 E: 0 K: 1 S: 14	H: 3 LOB: 2 BB: 0 P: 18	R: 0 E: 0 K: 0 S: 11	H: 3 LOB: 2 BB: 1 P: 18	R: 0 E: 0 K: 1 S: 5	H: 0 LOB: 0 BB: 0 P: 9	R: 2 E: 0 K: 1 S: 21	H: 4 LOB: 3 BB: 1 P: 34	R: 0 E: 0 K: 0 S: 7	H: 0 LOB: 0 BB: 0 P: 8	R: 0 E: 1 K: 1 S: 10	H: 1 LOB: 2 BB: 1 P: 17	R: 0 E: 0 K: 1 S: 13	H: 0 LOB: 1 BB: 1 P: 21	1B: 9 2B: 1 3B: 1 HR: 1	SF: 0 SAC: 0 DP: 1 HBP: 0	WP: 1 PB: 0 SB: 1 CS: 0	PA: 38	
PITCHER	IP WLS BF H R ER SO BB IBB HBP BLK WP HR S P ERA WHIP	IP WLS BF H R ER SO BB IBB HBP BLK WP HR S P ERA WHIP	IP WLS BF H R ER SO BB IBB HBP BLK WP HR S P ERA WHIP	IP WLS BF H R ER SO BB IBB HBP BLK WP HR S P ERA WHIP	IP WLS BF H R ER SO BB IBB HBP BLK WP HR S P ERA WHIP	IP WLS BF H R ER SO BB IBB HBP BLK WP HR S P ERA WHIP	IP WLS BF H R ER SO BB IBB HBP BLK WP HR S P ERA WHIP	IP WLS BF H R ER SO BB IBB HBP BLK WP HR S P ERA WHIP	IP WLS BF H R ER SO BB IBB HBP BLK WP HR S P ERA WHIP	IP WLS BF H R ER SO BB IBB HBP BLK WP HR S P ERA WHIP	IP WLS BF H R ER SO BB IBB HBP BLK WP HR S P ERA WHIP	IP WLS BF H R ER SO BB IBB HBP BLK WP HR S P ERA WHIP	IP WLS BF H R ER SO BB IBB HBP BLK WP HR S P ERA WHIP	IP WLS BF H R ER SO BB IBB HBP BLK WP HR S P ERA WHIP	IP WLS BF H R ER SO BB IBB HBP BLK WP HR S P ERA WHIP	IP WLS BF H R ER SO BB IBB HBP BLK WP HR S P ERA WHIP	IP WLS BF H R ER SO BB IBB HBP BLK WP HR S P ERA WHIP	IP WLS BF H R ER SO BB IBB HBP BLK WP HR S P ERA WHIP	IP WLS BF H R ER SO BB IBB HBP BLK WP HR S P ERA WHIP	IP WLS BF H R ER SO BB IBB HBP BLK WP HR S P ERA WHIP	IP WLS BF H R ER SO BB IBB HBP BLK WP HR S P ERA WHIP

Montreal Expos @ Philadelphia Phillies
Veterans Stadium, Philadelphia, PA
Tue Jun 14 1988, 7:05 PM EDT
Att: 24,082 - Unknown - 80 F

AB 34
R 4
H 12
RBI 3
BB 4
SO 6
LOB 18



Batter	1	2	3	4	5	6	7	8	9	AB	R	H	RBI	BB	SO	LOB	TOP										
Tim Raines, S OBP: 0.391, SLG: 0.456 (1, 7)	G3			HR		2B			FC3-6 BB	3	1	2	1	1	0	0	Montreal Expos @ Philadelphia Phillies Veterans Stadium, Philadelphia, PA Wed Jun 15 1988, 7:05 PM EDT Att: 23,553 - Unknown - 95 F AB 30 R 2 H 3 RBI 2 BB 2 SO 7 LOB 8 										
Tom Foley, L OBP: 0.287, SLG: 0.285 Casey Candaele, S OBP: 0.246, SLG: 0.248 (1, 4)	3-1			3-1		4-3			FC3-6 BB	2	0	0	0	0	0	0											
Hubie Brooks, R OBP: 0.312, SLG: 0.418 (1, 9)	F9			6-3		6-3		2B	K	4	1	1	0	0	1	2											
Graig Nettles, L OBP: 0.220, SLG: 0.237 (1, 3)		K		4-3		4-3			FC3-6 FC5-4	4	0	0	0	0	1	3											
Tim Wallach, R OBP: 0.311, SLG: 0.402 (1, 5)		6-3			K				FC5-4	4	0	0	1	0	1	2											
Herm Winningham, L OBP: 0.333, SLG: 0.306 (1, 8)		F5			K					3	0	0	0	0	2	0											
Luis Rivera, R OBP: 0.242, SLG: 0.295 (1, 6)				K		6-3			F3	3	0	0	0	0	1	0											
Jeff Reed, L OBP: 0.290, SLG: 0.286 Wallace Johnson, S OBP: 0.345, SLG: 0.333 Dave Engle, R OBP: 0.314, SLG: 0.323 (1, 2)				F9		3-1			F7	2	0	0	0	0	0	0											
Floyd Youmans, R OBP: 0.160, SLG: 0.208 Mitch Webster, S OBP: 0.374, SLG: 0.330 Joe Hesketh, R OBP: 0.314, SLG: 0.323 (8, PH)				6-3		6-3			K	1	0	0	0	0	1	0											
Tim Burke, R OBP: 0.314, SLG: 0.323 Bob McClure, R OBP: 0.314, SLG: 0.323 (8, 1)										0	0	0	0	0	0	0											
Inning Stats	R: 0 E: 0 K: 0 S: 4	H: 0 LOB: 0 BB: 0 P: 4	R: 0 E: 0 K: 1 S: 10	H: 0 LOB: 0 BB: 0 P: 15	R: 0 E: 0 K: 1 S: 7	H: 0 LOB: 0 BB: 0 P: 11	R: 1 E: 0 K: 0 S: 8	H: 1 LOB: 0 BB: 0 P: 15	R: 0 E: 0 K: 0 S: 13	H: 1 LOB: 1 BB: 0 P: 21	R: 1 E: 0 K: 1 S: 11	H: 1 LOB: 0 BB: 0 P: 16	R: 0 E: 0 K: 1 S: 8	H: 0 LOB: 2 BB: 2 P: 10	R: 0 E: 0 K: 1 S: 11	H: 0 LOB: 2 BB: 2 P: 24		1B: 0 2B: 2 3B: 0 HR: 1	SF: 0 SAC: 0 DP: 0 HBP: 0	WP: 0 PB: 0 CS: 1	PA: 32						
PITCHER	IP	WLS	BF	H	R	ER	SO	BB	IBB	HBP	BLK	WP	HR	S	P	ERA		WHIP									
David Palmer, R ERA: 4.68 Greg Harris, R ERA: 2.51 Steve Bedrosian, R ERA: 4.26 (1, 1)	8.0	W	28	3	2	2	6	1	0	0	0	0	1	71	109	2.25	0.500										
(9, 1)	0.2		3	0	0	0	1	1	0	0	0	0	0	8	17	0.00	1.500										
(9, 1)	0.1	S	1	0	0	0	0	0	0	0	0	0	0	1	1	0.00	0.000										

Batter	1	2	3	4	5	6	7	8	9	AB	R	H	RBI	BB	SO	LOB	BOTTOM										
Juan Samuel, R OBP: 0.317, SLG: 0.414 (1, 4)	F8	F8			1-3			F8	F9	5	0	0	0	0	0	5	Montreal Expos @ Philadelphia Phillies Veterans Stadium, Philadelphia, PA Wed Jun 15 1988, 7:05 PM EDT Att: 23,553 - Unknown - 95 F AB 31 R 6 H 7 RBI 4 BB 4 SO 2 LOB 13 										
Milt Thompson, L OBP: 0.333, SLG: 0.305 (1, 8)	E3 1B		G3		FC6 BB			K2-3		3	1	1	0	1	1	0											
Von Hayes, L OBP: 0.358, SLG: 0.430 (1, 3)	E6 2-H		K		FC6 1-2			2B BB		3	2	0	0	1	1	1											
Mike Schmidt, R OBP: 0.319, SLG: 0.347 (1, 5)	6-3		4-3			5-3		2B 2B		4	1	1	1	0	0	1											
Chris James, R OBP: 0.306, SLG: 0.467 (1, 9)	E9			6-3		F3		1B 2B		4	1	1	1	0	0	0											
Phil Bradley, R OBP: 0.338, SLG: 0.329 Greg Gross, L OBP: 0.299, SLG: 0.237 (1, 7)	6-3				S 1B			1B FC5-2 HBP		3	1	1	0	0	0	1											
Darren Daulton, L OBP: 0.300, SLG: 0.273 Lance Parrish, R OBP: 0.324, SLG: 0.447 (6, PH)			4-3		G6-4-3 1B			F5	FC5-2 BB	3	0	1	1	0	0	0											
Steve Jeltz, S OBP: 0.354, SLG: 0.328 (1, 6)					G6-4-3			SH2-3 BB	FC5-2 BB	2	0	1	0	2	0	1											
David Palmer, R OBP: 0.200, SLG: 0.667 Greg Harris, S OBP: 0.500, SLG: 0.500 Steve Bedrosian, R OBP: 0.314, SLG: 0.323 (1, 1)			4-3			5-3			FC5-2	3	0	0	0	0	0	4											
(9, 1)										0	0	0	0	0	0	0											
(9, 1)										0	0	0	0	0	0	0											
Inning Stats	R: 2 E: 3 K: 0 S: 15	H: 1 LOB: 1 BB: 0 P: 24	R: 0 E: 0 K: 0 S: 11	H: 1 LOB: 0 BB: 0 P: 16	R: 0 E: 0 K: 1 S: 7	H: 0 LOB: 0 BB: 0 P: 9	R: 1 E: 0 K: 0 S: 10	H: 2 LOB: 0 BB: 0 P: 15	R: 0 E: 0 K: 0 S: 9	H: 0 LOB: 1 BB: 1 P: 15	R: 0 E: 0 K: 0 S: 8	H: 0 LOB: 1 BB: 1 P: 9	R: 0 E: 0 K: 0 S: 4	H: 0 LOB: 1 BB: 1 P: 9	R: 3 E: 0 K: 1 S: 19	H: 3 LOB: 3 BB: 2 P: 35		1B: 5 2B: 2 3B: 0 HR: 0	SF: 0 SAC: 1 DP: 1 HBP: 1	WP: 0 PB: 0 CS: 0	PA: 37						
PITCHER	IP	WLS	BF	H	R	ER	SO	BB	IBB	HBP	BLK	WP	HR	S	P	ERA	WHIP										
Floyd Youmans, R ERA: 3.43 Joe Hesketh, L ERA: 3.79 Tim Burke, R ERA: 4.04 Bob McClure, L ERA: 6.75 (1, 1)	7.0	L	28	4	3	1	1	2	0	0	0	0	0	6	12	27.00	3.000										
(8, 1)	0.1		2	0	1	1	1	1	0	0	0	0	0	6	12	27.00	3.000										
(8, 1)	0.0		3	2	1	1	0	0	0	1	0	0	0	6	9	∞	∞										
(8, 1)	0.2		4	1	1	1	0	1	0	0	0	0	0	7	14	13.50	3.000										

Batter	1	2	3	4	5	6	7	8	9	AB	R	H	RBI	BB	SO	LOB	TOP					
Tim Raines, S (1, 7) OBP: 0.389, SLG: 0.461	0-0 1-3		3-2 FC6-4 1B		2-3 K			1-1 L3 1-2		4	0	1	0	0	1	1						
Casey Candaele, S (1, 4) OBP: 0.240, SLG: 0.241	0-2 6-3		1-1 L6			1-0 F7			0-0 1B	4	0	1	0	0	0	1						
Andres Calarraga, R (1, 3) OBP: 0.369, SLG: 0.665	1-3 K		3-0 FC6-4 1-2			1-3 K			2-3 K	4	0	0	0	0	3	2						
Hubie Brooks, R (1, 9) OBP: 0.314, SLG: 0.417		1-2 1B	2-2 4-3			0-0 6-3			0-0 L9	4	0	1	0	0	0	2						
Tim Wallach, R (1, 5) OBP: 0.302, SLG: 0.389		2-2 F8		2-2 5-3			0-0 F7		0-0 F9	4	0	0	0	0	0	2						
Mitch Webster, S (1, 8) OBP: 0.372, SLG: 0.325		0-0 1B		2-2 4-3			0-0 4-3			3	0	1	0	0	0	0						
Jeff Reed, L (1, 2) OBP: 0.298, SLG: 0.288		4-0 1B		0-0 G1			2-2 F8			2	0	0	0	1	0	0						
Luis Rivera, R (1, 6) OBP: 0.244, SLG: 0.290		0-3 K		1-0 4-3				1-0 B3-1		3	0	0	0	0	1	3						
John Dopson, L (1, 1) OBP: 0.176, SLG: 0.125		0-0 FC6-4		0-0 1-3				0-0 L3 1B		2	0	0	0	0	0	3						
Wallace Johnson, S (8, PH) OBP: 0.355, SLG: 0.345										1	0	1	0	0	0	0						
Jeff Parrett, R (8, 1)										0	0	0	0	0	0	0						
Inning Stats	R: 0 E: 0 K: 1 S: 8	H: 0 LOB: 0 BB: 0 P: 9	R: 0 E: 0 K: 1 S: 14	H: 2 LOB: 3 BB: 1 P: 21	R: 0 E: 0 K: 0 S: 14	H: 1 LOB: 1 BB: 0 P: 23	R: 0 E: 0 K: 0 S: 7	H: 0 LOB: 0 BB: 0 P: 11	R: 0 E: 0 K: 1 S: 6	H: 0 LOB: 0 BB: 0 P: 9	R: 0 E: 0 K: 0 S: 5	H: 0 LOB: 0 BB: 0 P: 7	R: 0 E: 0 K: 0 S: 5	H: 0 LOB: 0 BB: 0 P: 7	R: 0 E: 0 K: 0 S: 4	H: 1 LOB: 0 BB: 0 P: 6	R: 0 E: 0 K: 1 S: 6	H: 1 LOB: 1 BB: 0 P: 8	1B: 5 2B: 1 3B: 0 HR: 0	SF: 0 SAC: 0 DP: 1 HBP: 0	WP: 0 PB: 0 SB: 1 CS: 0	PA: 32
PITCHER Greg Maddux, R (1, 1) ERA: 2.22	IP: 9.0 WLS: W BF: 32 H: 5 R: 0 ER: 0 SO: 5 BB: 0 IBB: 1 HBP: 0 BLK: 0 WP: 0 HR: 0 S: 69 P: 101 ERA: 0.00 WHIP: 0.556															PITCHER	IP: 9.0 WLS: W BF: 32 H: 5 R: 0 ER: 0 SO: 5 BB: 0 IBB: 1 HBP: 0 BLK: 0 WP: 0 HR: 0 S: 69 P: 101 ERA: 0.00 WHIP: 0.556					

Montreal Expos @ Chicago Cubs
Wrigley Field, Chicago, IL
Sat Jun 18 1988, 3:33 AM CDT
Att: 33,197 - Sunny - 79 F

AB	31
R	0
H	5
RBI	0
BB	1
SO	5
LOB	14



Batter	1	2	3	4	5	6	7	8	9	AB	R	H	RBI	BB	SO	LOB	BOTTOM					
Shawon Dunston, R (1, 6) OBP: 0.316, SLG: 0.432	0-3 K		0-0 F4		1-0 F8			0-0 1B 2B		4	1	1	0	0	1	1						
Rafael Palmeiro, L (1, 7) OBP: 0.359, SLG: 0.475	1-3 K		2-2 PB 2B		3-3 K			1-0 F7		4	1	1	0	0	2	2						
Andre Dawson, R (1, 9) OBP: 0.335, SLG: 0.504	0-1 6-3		0-1 2B			2-3 K		2-2 2H 1B		4	0	2	2	0	1	0						
23 Ryne Sandberg, R (1, 4) OBP: 0.323, SLG: 0.440		4-2 1B BB	1-2 F8			0-1 F8		1-0 F8		3	1	0	0	1	0	2						
Mark Grace, L (1, 3) OBP: 0.397, SLG: 0.442		0-0 L6-4 1B		1-2 4-3		3-1 F8				3	0	1	0	0	0	0						
Vance Law, R (1, 5) OBP: 0.373, SLG: 0.450		0-1 1B		0-0 4-3			0-0 F8			3	0	1	1	0	0	0						
Jody Davis, R (1, 2) OBP: 0.341, SLG: 0.441		3-H F8		2-3 K			0-0 5-3			3	0	0	0	0	1	2						
Darrin Jackson, R (1, 8) OBP: 0.276, SLG: 0.417		0-1 L6-4			1-3 K		2-2 F9			3	0	0	0	0	1	2						
Greg Maddux, R (1, 1) OBP: 0.163, SLG: 0.204			0-1 5-3		0-0 S 1B			0-1 F8		3	0	1	0	0	0	0						
Inning Stats	R: 0 E: 0 K: 2 S: 8	H: 0 LOB: 0 BB: 0 P: 9	R: 1 E: 0 K: 0 S: 9	H: 2 LOB: 1 BB: 1 P: 14	R: 1 E: 0 K: 0 S: 11	H: 2 LOB: 1 BB: 0 P: 14	R: 0 E: 0 K: 1 S: 7	H: 0 LOB: 0 BB: 0 P: 10	R: 0 E: 0 K: 2 S: 10	H: 1 LOB: 1 BB: 0 P: 15	R: 0 E: 0 K: 1 S: 7	H: 0 LOB: 0 BB: 0 P: 12	R: 0 E: 0 K: 0 S: 5	H: 0 LOB: 0 BB: 0 P: 7	R: 1 E: 0 K: 0 S: 10	H: 2 LOB: 1 BB: 0 P: 14	R: 0 E: 0 K: 0 S: 10	H: 2 LOB: 1 BB: 0 P: 14	1B: 4 2B: 4 3B: 0 HR: 0	SF: 0 SAC: 0 DP: 1 HBP: 0	WP: 0 PB: 1 SB: 1 CS: 0	PA: 31
PITCHER John Dopson, R (1, 1) ERA: 3.1	IP: 7.0 WLS: L BF: 26 H: 5 R: 2 ER: 2 SO: 6 BB: 1 IBB: 0 HBP: 0 BLK: 0 WP: 0 HR: 0 S: 57 P: 81 ERA: 2.57 WHIP: 0.857															PITCHER	IP: 7.0 WLS: L BF: 26 H: 5 R: 2 ER: 2 SO: 6 BB: 1 IBB: 0 HBP: 0 BLK: 0 WP: 0 HR: 0 S: 57 P: 81 ERA: 2.57 WHIP: 0.857					
Jeff Parrett, R (8, 1) ERA: 1.85	IP: 1.0 WLS: 5 BF: 2 H: 1 R: 1 ER: 1 SO: 0 BB: 0 IBB: 0 HBP: 0 BLK: 0 WP: 0 HR: 0 S: 10 P: 14 ERA: 9.00 WHIP: 2.000															PITCHER	IP: 1.0 WLS: 5 BF: 2 H: 1 R: 1 ER: 1 SO: 0 BB: 0 IBB: 0 HBP: 0 BLK: 0 WP: 0 HR: 0 S: 10 P: 14 ERA: 9.00 WHIP: 2.000					

Montreal Expos @ Chicago Cubs
Wrigley Field, Chicago, IL
Sat Jun 18 1988, 3:33 AM CDT
Att: 33,197 - Sunny - 79 F

AB	30
R	3
H	7
RBI	3
BB	1
SO	6
LOB	9



Batter	1	2	3	4	5	6	7	8	9	AB	R	H	RBI	BB	SO	LOB	TOP			
Vince Coleman, S (1, 7) OBP: 0.334, SLG: 0.405	1-0 S 1B		2-0 F7			0-1 B1-3		1-2 1B		4	0	2	0	0	0	1				
Luis Alica, S (1, 4) OBP: 0.277, SLG: 0.282	3-3 SAFE K		1-1 3-1			0-1 F5		0-1 6-3		4	0	0	0	0	1	4				
Ozzie Smith, S (1, 6) OBP: 0.347, SLG: 0.338	0-1 G3				3-1 F8		1-1 6-3		4-1 FC4-6 BB	3	0	0	0	1	0	1				
Tom Brunansky, R (1, 9) OBP: 0.370, SLG: 0.419	1-3 K			0-0 3-1 1B			1-0 6-3		0-1 F4	4	0	1	0	0	1	2				
Willie McGee, S (1, 8) OBP: 0.354, SLG: 0.397		0-3 K		0-0 3-1		1-0 F8		0-1 FC4-6	4	0	0	0	0	1	2					
Tony Peña, R (1, 2) OBP: 0.305, SLG: 0.389	3-2 6-3			2-1 6-3		1-3 K2-3		0-0 4-3	3	0	0	0	0	1	1					
Curt Ford, L (7, 3) OBP: 0.234, SLG: 0.262										1	0	0	0	0	0	1				
José Oquendo, S (1, 5) OBP: 0.331, SLG: 0.331		1-1 F8			0-2 F7			1-1 1B		3	0	1	0	0	0	0				
Tom Pagnozzi, R (1, 3) OBP: 0.307, SLG: 0.329			2-1 2B		0-2 6-3			0-0 F3		3	0	1	0	0	0	1				
Cris Carpenter, R (1, 1) OBP: 0.143, SLG: 0.143			0-1 B1-4			0-3 K		3-3 K		1	0	0	0	0	0	1				
Tom Lawless, R (5, PH) OBP: 0.160, SLG: 0.167										1	0	0	0	0	1	0				
Bob Forsch, R (5, 1) OBP: 0.333, SLG: 0.231										0	0	0	0	0	0	0				
Duane Walker, L (8, PH) OBP: 0.333, SLG: 0.231										1	0	0	0	0	1	1				
John Costello, R (8, 1)										0	0	0	0	0	0	0				
Inning Stats	R: 0 E: 0 K: 2 S: 10	H: 1 LOB: 1 BB: 0 P: 15	R: 0 E: 0 K: 1 S: 9	H: 0 LOB: 0 BB: 0 P: 13	R: 0 E: 0 K: 0 S: 7	H: 1 LOB: 1 BB: 0 P: 12	R: 0 E: 0 K: 0 S: 6	H: 1 LOB: 1 BB: 0 P: 11	R: 0 E: 0 K: 1 S: 9	H: 0 LOB: 0 BB: 0 P: 9	R: 0 E: 0 K: 0 S: 6	H: 0 LOB: 0 BB: 0 P: 7	R: 0 E: 0 K: 1 S: 5	H: 2 LOB: 2 BB: 0 P: 8	R: 0 E: 0 K: 0 S: 12	H: 0 LOB: 1 BB: 1 P: 10	1B: 4 2B: 1 3B: 0 HR: 0	SF: 0 SAC: 0 DP: 0 HBP: 0	WP: 0 PB: 0 SB: 2 CS: 0	PA: 33
PITCHER	IP WLS BF H R ER SO BB IBB HBP BLK WP HR S P ERA WHIP																			
Pascual Perez, R (1, 1) ERA: 1.62	8.0 W 29 5 0 0 6 0 0 0 0 0 0 0 64 92 0.00 0.625																			
Tim Burke, R (9, 1) ERA: 3.86	1.0 4 0 0 0 0 1 0 0 0 0 0 0 6 10 0.00 1.000																			

St. Louis Cardinals @ Montreal Expos
Olympic Stadium, Montreal, QB
Tue Jun 21 1988, 7:05 PM EDT
Att: 16,260 - Dome - 70 F

AB	32
R	0
H	5
RBI	0
BB	1
SO	6
LOB	15

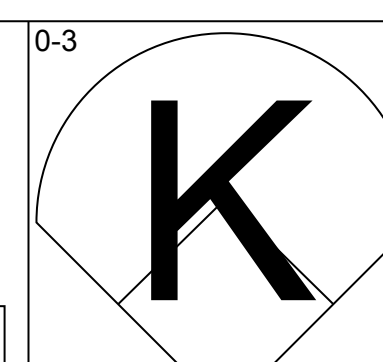
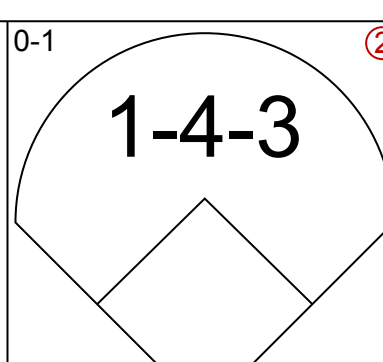
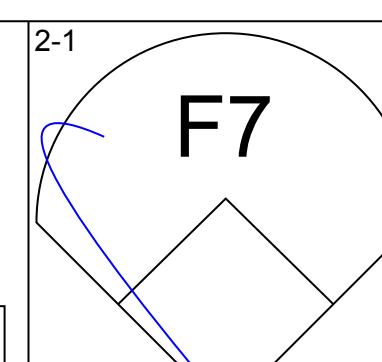
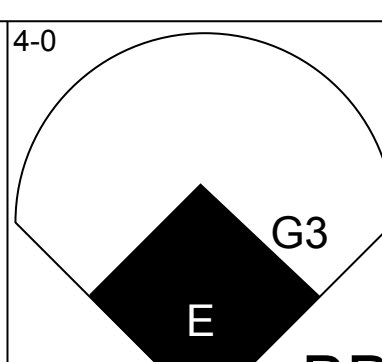
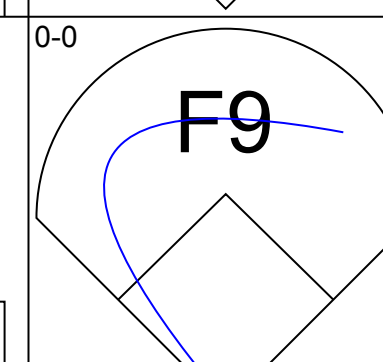
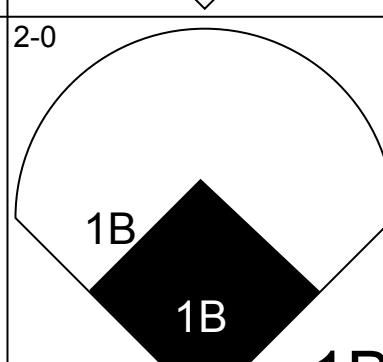
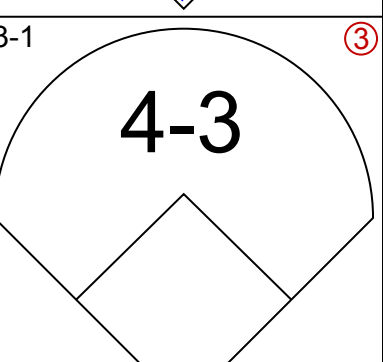
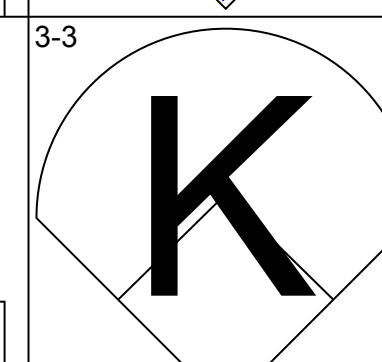
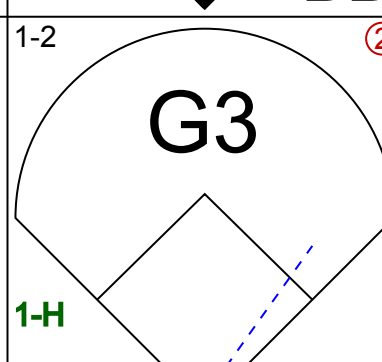
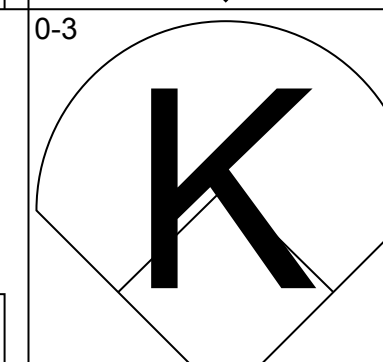
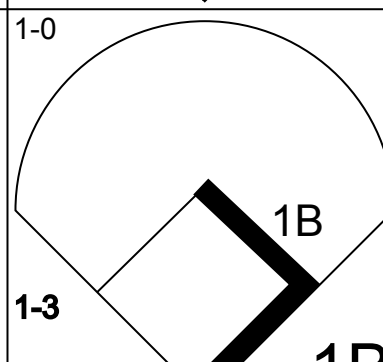
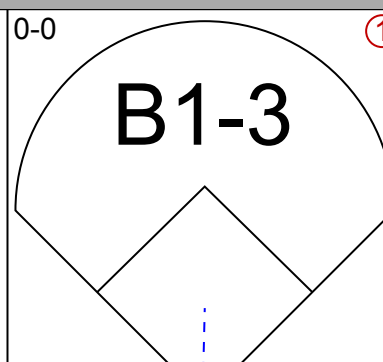
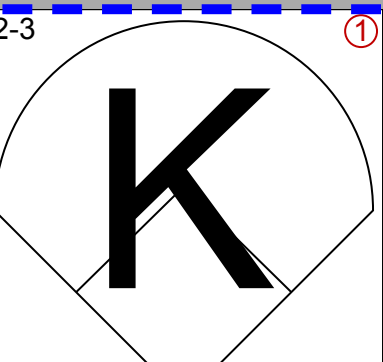
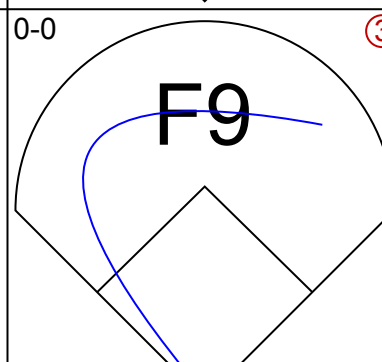
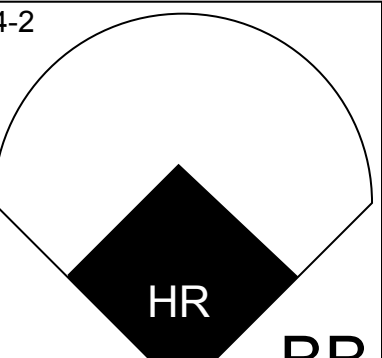
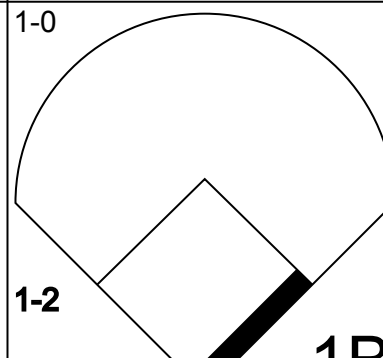
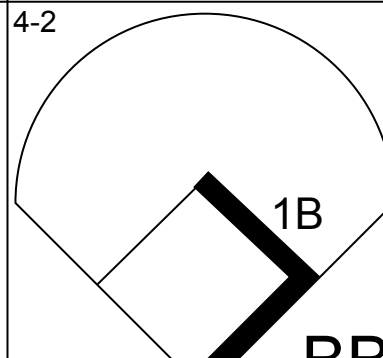
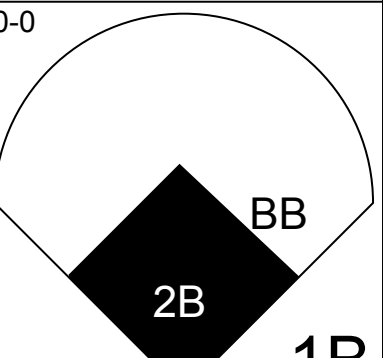
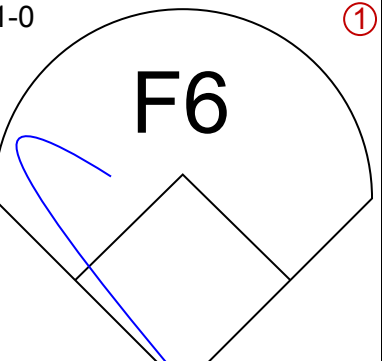
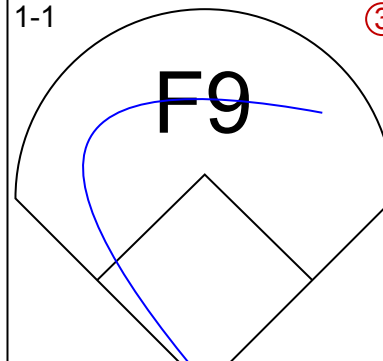
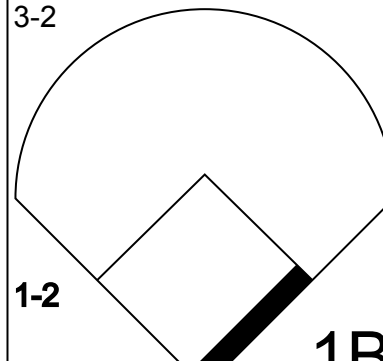
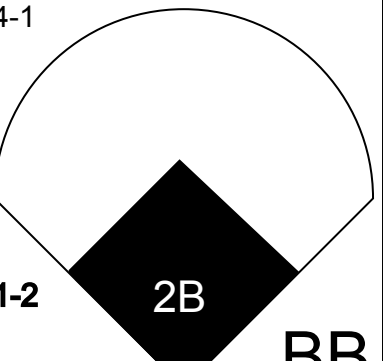
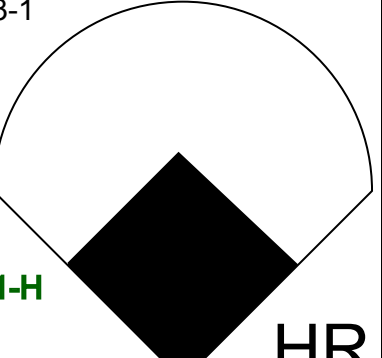
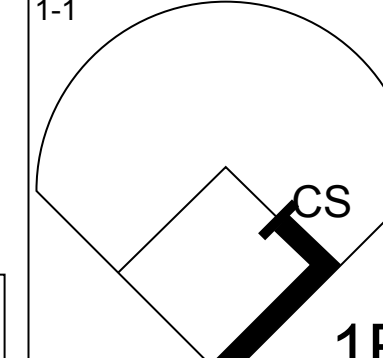
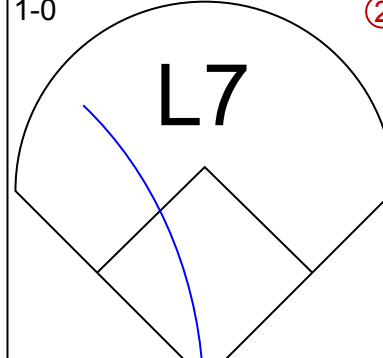
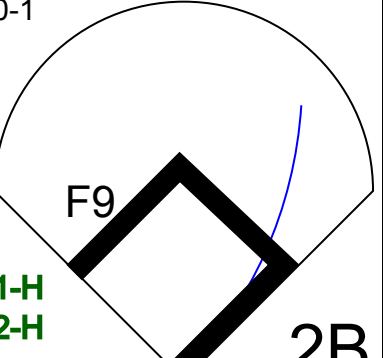
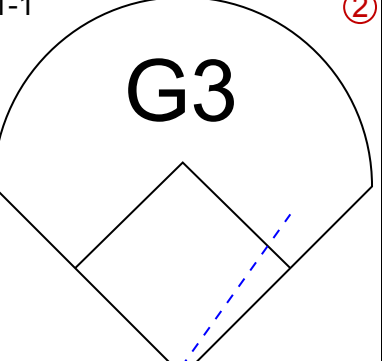
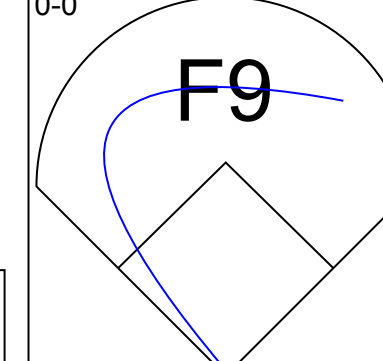
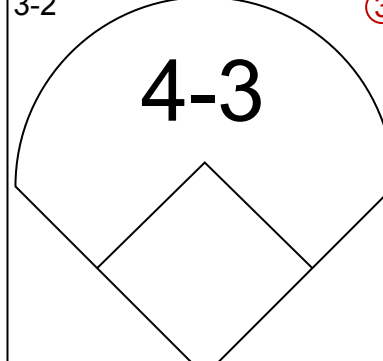
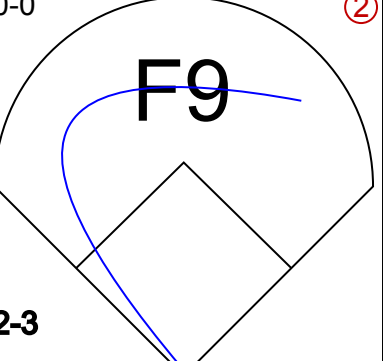
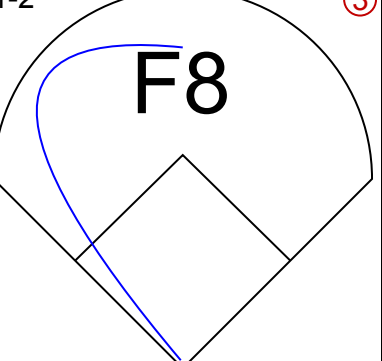
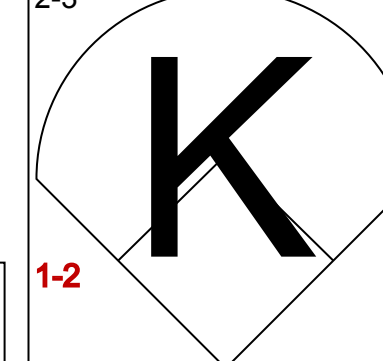
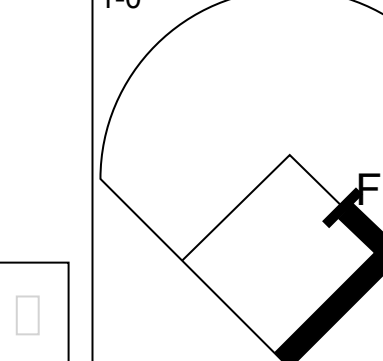
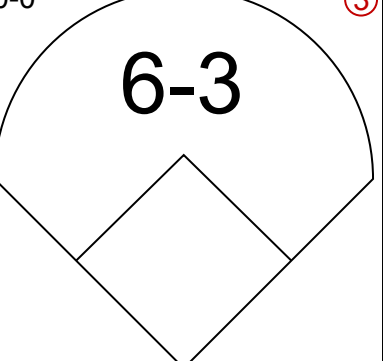


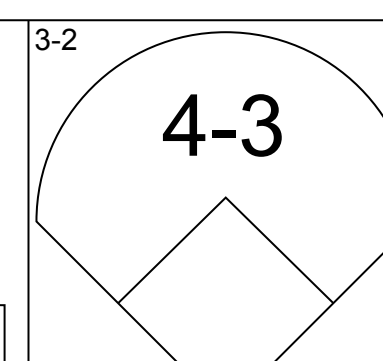
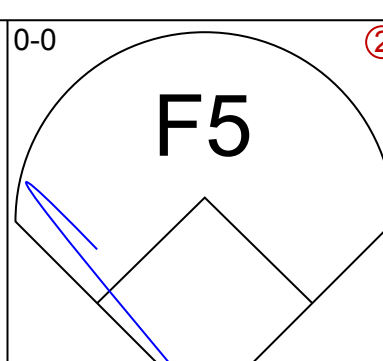
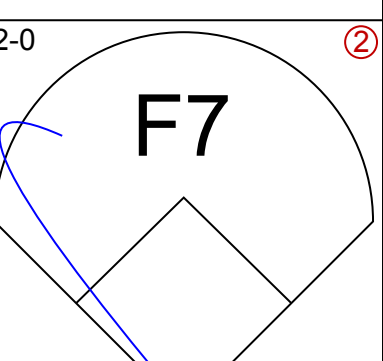
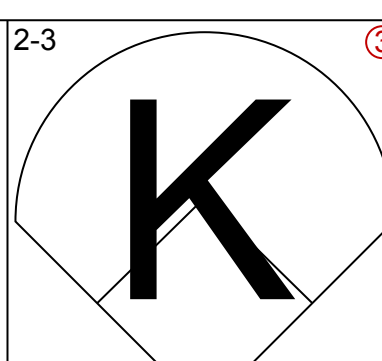
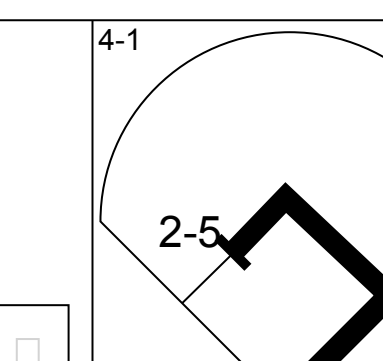
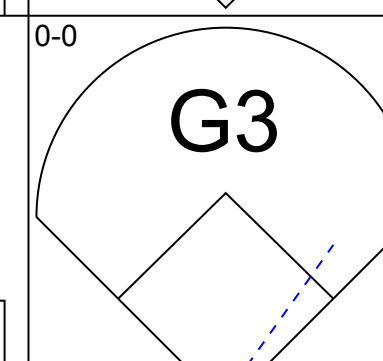
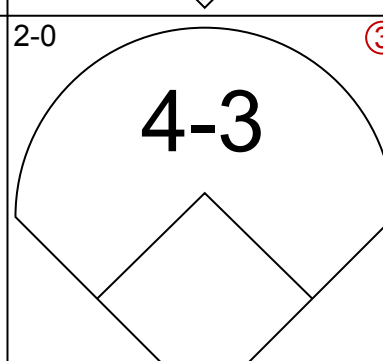
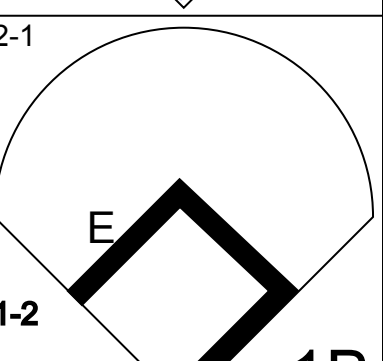
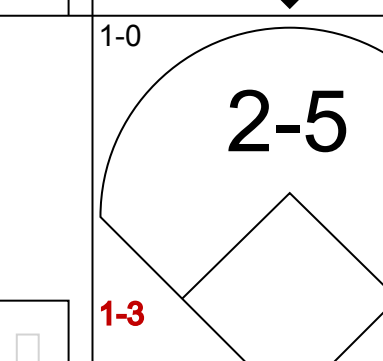
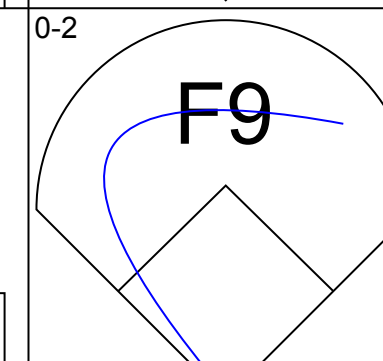
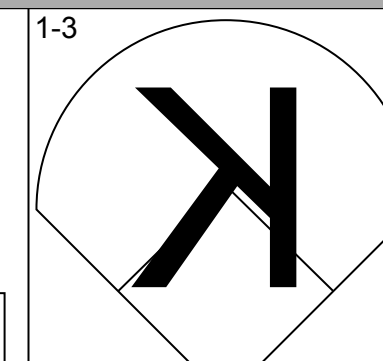

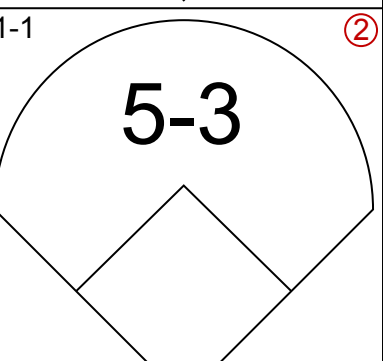
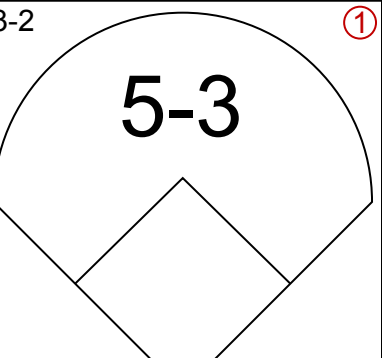
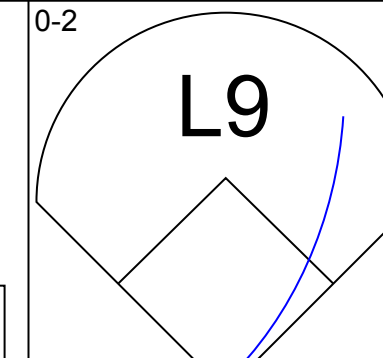

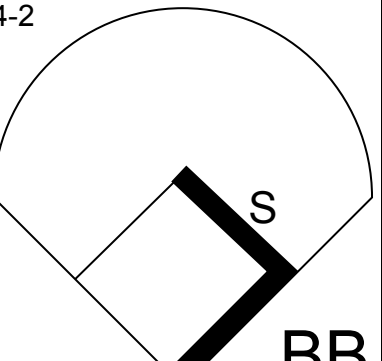
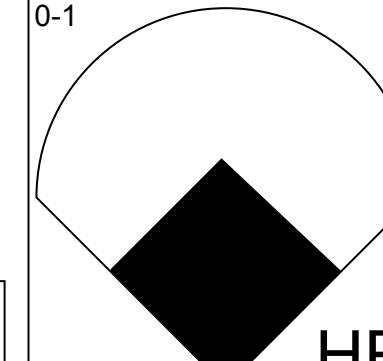
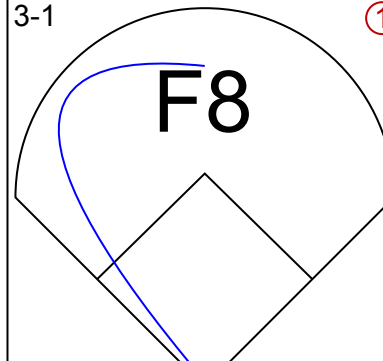
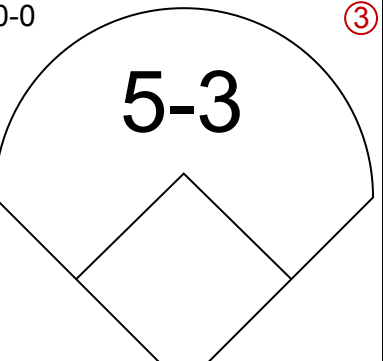
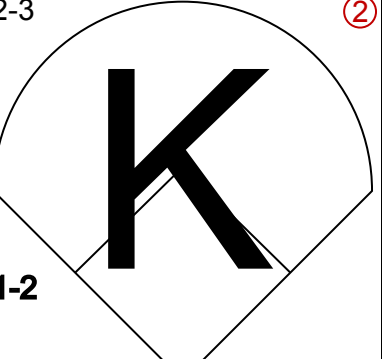
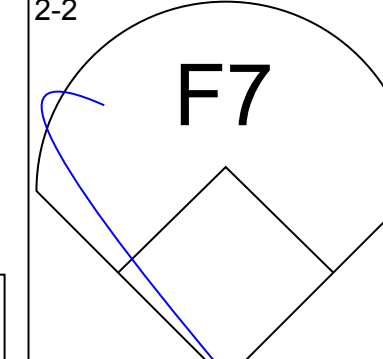
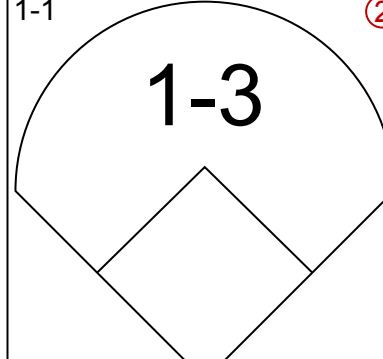
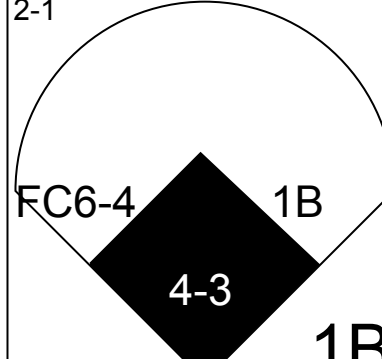
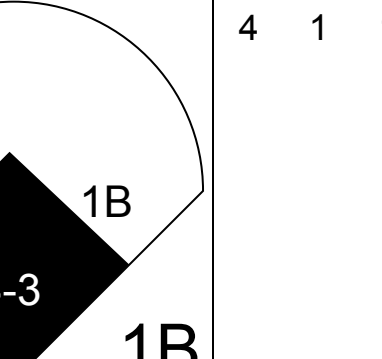
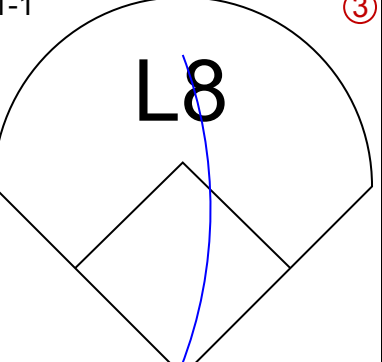
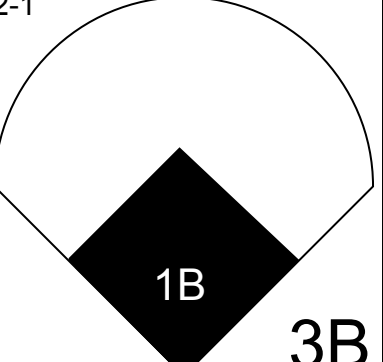
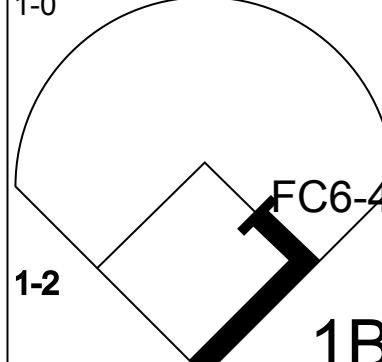
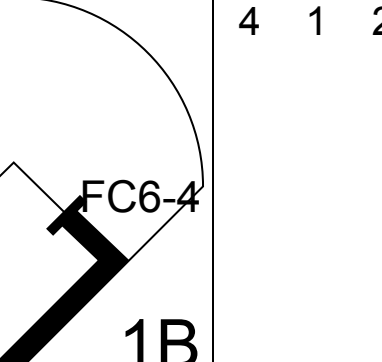
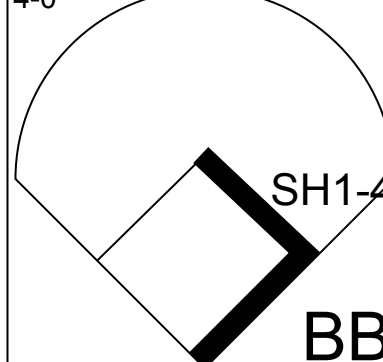
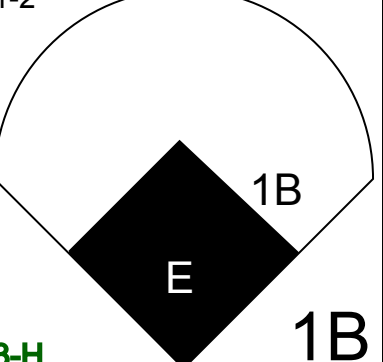
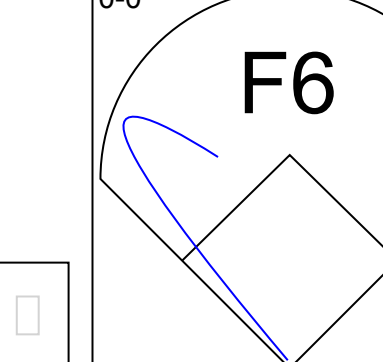
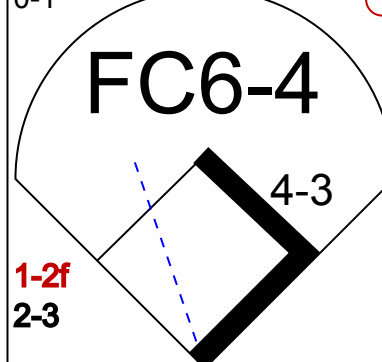
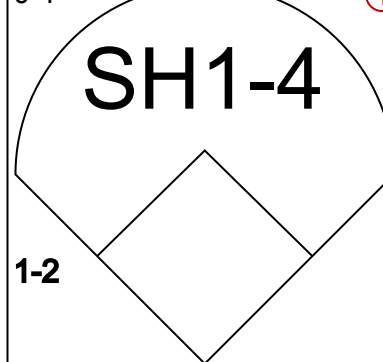
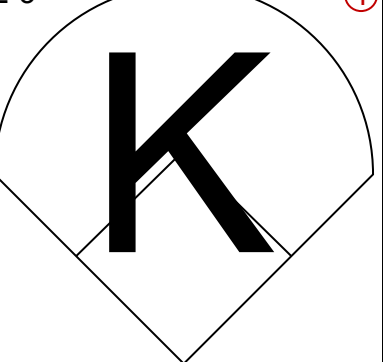
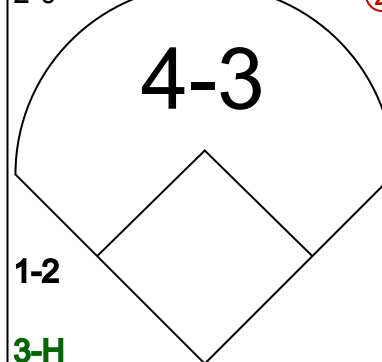
Batter	1	2	3	4	5	6	7	8	9	AB	R	H	RBI	BB	SO	LOB	BOTTOM			
Otis Nixon, S (1, 8) OBP: 0.400, SLG: 0.400	2-1 E 1B		2-2 F5		0-2 G4-6-3 1B	1-1 E1		0-2 5-3		5	1	2	0	0	0	1				
Tim Raines, S (1, 7) OBP: 0.378, SLG: 0.442	3-2 SAFE SAFE SAFE SAFE SAFE SAFE 3B		0-1 4-3		0-0 G4-6-3 1-2	2-2 4-3		2-2 4-3		4	1	0	2	0	0	2				
Andres Galarraga, R (1, 3) OBP: 0.371, SLG: 0.623	2-2 2H SF7 3B		1-0 HR		0-0 1B 2B	1-3 2H K		1-3 3H K		4	2	3	2	0	1	1				
Hubie Brooks, R (1, 9) OBP: 0.315, SLG: 0.409	0-3 K		0-1 6-3		2-1 BB 1B	2-1 6-3		2-1 6-3		4	0	1	0	0	1	1				
Tim Wallach, R (1, 5) OBP: 0.300, SLG: 0.381	1-2 SF7			2-1 1-3 1B	4-2 1-2 BB	0-0 F7		1-2 F7		2	0	1	1	1	0	0				
Nelson Santovenia, R (1, 2) OBP: 0.379, SLG: 0.456	3H F6			1-1 SAFE SAFE 1-3 1-3 1-3 K	1-3 K	3-2 HR		3-2 HR		4	1	1	1	0	1	4				
Luis Rivera, R (1, 6) OBP: 0.257, SLG: 0.322		1-1 F2		2-2 F8		1-0 E 2B		1-0 5-3		4	1	1	0	0	0	1				
Rex Hudler, R (1, 4)		0-0 F4		4-0 IBB		2-2 F4		3-2 F7		3	0	0	0	1	0	1				
Pascual Perez, R (1, 1) ERA: 4.72		0-0 F4		1-3 K		4-2 E 4-3 BB		2-0 4-3		2	1	0	0	1	1	2				
Graig Nettles, L (8, PH) ERA: 4.53										1	0	0	0	0	0	0				
Tim Burke, R (9, 1)										0	0	0	0	0	0	0				
Inning Stats	R: 3 E: 1 K: 1 S: 17	H: 2 LOB: 0 BB: 0 P: 26	R: 0 E: 0 K: 0 S: 4	H: 0 LOB: 0 BB: 0 P: 5	R: 1 E: 0 K: 0 S: 9	H: 1 LOB: 0 BB: 0 P: 12	R: 0 E: 0 K: 1 S: 10	H: 1 LOB: 2 BB: 1 P: 20	R: 0 E: 0 K: 1 S: 13	H: 3 LOB: 3 BB: 1 P: 20	R: 2 E: 1 K: 1 S: 14	H: 1 LOB: 1 BB: 1 P: 25	R: 1 E: 0 K: 0 S: 12	H: 1 LOB: 0 BB: 0 P: 18	R: 0 E: 0 K: 0 S: 9	H: 0 LOB: 0 BB: 0 P: 14	1B: 4 2B: 2 3B: 1 HR: 2	SF: 1 SAC: 0 DP: 1 HBP: 0	WP: 0 PB: 0 SB: 2 CS: 0	PA: 37
PITCHER	IP WLS BF H R ER SO BB IBB HBP BLK WP HR S P ERA WHIP																			
Cris Carpenter, R (1, 1) ERA: 4.72	4.0 L 18 4 4 2 2 2 0 0 0 0 0 1 39 63 3.00 2.333																			
Bob Forsch, R (5, 1) ERA: 4.53	3.0 16 5 3 1 2 2 0 0 0 0 0 1 39 63 3.00 2.333																			
John Costello, R (8, 1)	1.0 3 0 0 0 0 0 0 0 0 0 0 0 9 14 0.00 0.000																			

St. Louis Cardinals @ Montreal Expos
Olympic Stadium, Montreal, QB
Tue Jun 21 1988, 7:05 PM EDT
Att: 16,260 - Dome - 70 F

AB	33
R	7
H	9
RBI	6
BB	3
SO	4
LOB	13



Batter	1	2	3	4	5	6	7	8	9	AB	R	H	RBI	BB	SO	LOB	TOP					
Barry Bonds, L OBP: 0.355, SLG: 0.526 (1, 7)										4	1	0	0	1	1	1	Pittsburgh Pirates @ Montreal Expos Olympic Stadium, Montreal, QB Thu Jun 23 1988, 7:05 PM EDT Att: 14,839 - Dome - 70 F					
Jose Lind, R OBP: 0.298, SLG: 0.305 (1, 4)									5	1	1	0	0	1	1							
Andy Van Slyke, L OBP: 0.348, SLG: 0.513 (1, 8)										5	0	1	0	0	2	0						
Bobby Bonilla, S OBP: 0.392, SLG: 0.564 (1, 5)										2	2	2	1	2	0	0						
Darnell Coles, R OBP: 0.317, SLG: 0.387 (1, 9)										3	1	1	0	1	0	3						
Sid Bream, L OBP: 0.343, SLG: 0.518 (1, 3)										4	1	3	4	0	0	2						
Junior Ortiz, R OBP: 0.372, SLG: 0.440 (1, 2)										4	0	0	0	0	0	4						
Felix Fermin, R OBP: 0.317, SLG: 0.250 (7, PH)										2	0	0	0	0	1	1						
R.J. Reynolds, S OBP: 0.298, SLG: 0.365 (7, PH)										1	0	1	0	0	0	0						
Jeff Robinson, R OBP: 0.200, SLG: 0.111 (9, 1)										1	0	0	0	0	0	1						
Brian Fisher, R OBP: 0.160, SLG: 0.045 (7, PH)										0	0	0	0	0	0	0						
Michael LaValliere, L OBP: 0.300, SLG: 0.321 (7, PH)										1	0	0	0	0	0	1						
Rafael Belliard, R OBP: 0.331, SLG: 0.299 (7, 6)										1	0	0	0	0	0	0						
Inning Stats	R: 0 E: 0 K: 2 S: 7	H: 0 LOB: 0 BB: 0 P: 7	R: 2 E: 0 K: 0 S: 11	H: 1 LOB: 0 BB: 1 P: 21	R: 1 E: 0 K: 1 S: 11	H: 3 LOB: 2 BB: 0 P: 16	R: 0 E: 0 K: 1 S: 7	H: 1 LOB: 0 BB: 0 P: 9	R: 0 E: 0 K: 0 S: 5	H: 0 LOB: 0 BB: 0 P: 11	R: 0 E: 0 K: 0 S: 13	H: 1 LOB: 2 BB: 1 P: 24	R: 0 E: 0 K: 1 S: 8	H: 1 LOB: 1 BB: 0 P: 14	R: 2 E: 0 K: 1 S: 9	H: 2 LOB: 1 BB: 1 P: 15	R: 1 E: 1 K: 0 S: 8	H: 0 LOB: 0 BB: 1 P: 12	1B: 7 2B: 1 3B: 0 HR: 1	SF: 0 SAC: 0 DP: 0 HBP: 0	WP: 0 PB: 0 SB: 0 CS: 1	PA: 39
PITCHER	IP	WLS	BF	H	R	ER	SO	BB	IBB	HBP	BLK	WP	HR	S	P	ERA	WHIP					
John Dopson, R ERA: 3.23 (1, 1)	6.0		26	7	3	3	4	2	0	0	0	0	1	55	90	4.50	1.500					
Bob McClure, L ERA: 5.94 (7, 1)	1.0	3	0	0	0	1	0	0	0	0	0	0	0	7	12	0.00	0.000					
Jeff Parrett, R ERA: 2.12 (8, 1)	2.0	L	10	2	3	2	1	2	0	0	0	0	0	17	27	9.00	2.000					

Batter	1	2	3	4	5	6	7	8	9	AB	R	H	RBI	BB	SO	LOB	BOTTOM					
Otis Nixon, S OBP: 0.308, SLG: 0.250 (1, 8)										3	0	0	0	1	0	2	Pittsburgh Pirates @ Montreal Expos Olympic Stadium, Montreal, QB Thu Jun 23 1988, 7:05 PM EDT Att: 14,839 - Dome - 70 F					
Wallace Johnson, S OBP: 0.343, SLG: 0.364 (9, PH)										1	0	0	0	0	1	1						
Tim Raines, S OBP: 0.372, SLG: 0.433 (1, 7)										4	0	1	0	0	0	1						
Andres Galarraga, R OBP: 0.367, SLG: 0.612 (1, 3)										4	0	0	0	0	1	1						
Hubie Brooks, R OBP: 0.316, SLG: 0.404 (1, 9)										3	0	0	0	1	0	2						
Tim Wallach, R OBP: 0.305, SLG: 0.398 (1, 5)										3	1	1	1	1	0	1						
Nelson Santovenia, R OBP: 0.378, SLG: 0.462 (1, 2)										4	1	1	0	0	1	1						
Tom Foley, L OBP: 0.273, SLG: 0.305 (1, 4)										4	1	2	0	0	0	1						
Luis Rivera, R OBP: 0.257, SLG: 0.315 (1, 6)										3	1	1	1	1	0	2						
John Dopson, L OBP: 0.167, SLG: 0.118 (7, 1)										1	0	0	0	0	1	1						
Mitch Webster, S OBP: 0.365, SLG: 0.316 (7, PH)										0	0	0	0	0	0	0						
Jeff Robinson, R OBP: 0.200, SLG: 0.111 (8, 1)										0	0	0	0	0	0	0						
Graig Nettles, L OBP: 0.217, SLG: 0.262 (9, PH)										1	0	0	1	0	0	1						
Inning Stats	R: 0 E: 0 K: 0 S: 7	H: 0 LOB: 0 BB: 0 P: 10	R: 0 E: 0 K: 1 S: 11	H: 0 LOB: 1 BB: 1 P: 21	R: 0 E: 0 K: 0 S: 4	H: 0 LOB: 1 BB: 1 P: 10	R: 1 E: 0 K: 1 S: 12	H: 1 LOB: 0 BB: 0 P: 15	R: 2 E: 1 K: 1 S: 15	H: 3 LOB: 2 BB: 0 P: 25	R: 0 E: 0 K: 0 S: 8	H: 0 LOB: 0 BB: 0 P: 13	R: 0 E: 0 K: 1 S: 5	H: 0 LOB: 1 BB: 1 P: 11	R: 0 E: 0 K: 0 S: 6	H: 0 LOB: 1 BB: 1 P: 11	R: 1 E: 0 K: 1 S: 10	H: 2 LOB: 1 BB: 0 P: 17	1B: 4 2B: 0 3B: 1 HR: 1	SF: 0 SAC: 1 DP: 0 HBP: 0	WP: 0 PB: 0 SB: 1 CS: 0	PA: 37
PITCHER	IP	WLS	BF	H	R	ER	SO	BB	IBB	HBP	BLK	WP	HR	S	P	ERA	WHIP					
Brian Fisher, R ERA: 5.03 (1, 1)	6.0		25	4	3	2	3	2	0	0	0	0	0	16	30	3.86	1.714					
Jeff Robinson, R ERA: 3.99 (7, 1)	2.1	W	11	2	1	1	1	2	0	0	0	0	0	5	9	0.00	0.000					
Jim Gott, R ERA: 2.67 (9, 1)	0.2	S	2	0	0	0	1	0	0	0	0	0	0	5	9	0.00	0.000					

Pittsburgh Pirates @ Montreal Expos
Olympic Stadium, Montreal, QB
 Thu Jun 23 1988, 7:05 PM EDT
 Att: 14,839 - Dome - 70 F

AB 35
 R 6
 H 9
 RBI 5
 BB 4
 SO 6
 LOB 14



Pittsburgh Pirates @ Montreal Expos
Olympic Stadium, Montreal, QB
 Thu Jun 23 1988, 7:05 PM EDT
 Att: 14,839 - Dome - 70 F

AB 32
 R 4
 H 6
 RBI 3
 BB 4
 SO 5
 LOB 14



Batter	1	2	3	4	5	6	7	8	9	AB R H RBI BB SO LOB	TOP											
Barry Bonds, L OBP: 0.366, SLG: 0.545 (1, 7)	F8		E 2B	BB 1B		BB 2B		G4-6-3 BB		4 1 3 1 1 0 0	Pittsburgh Pirates @ Montreal Expos Olympic Stadium, Montreal, QB Sat Jun 25 1988, 7:05 PM EDT Att: 17,777 - Dome - 70 F											
Jose Lind, R OBP: 0.293, SLG: 0.297 (1, 4)	1-3		FC1 3B	BB		K		G4-6-3		4 1 0 0 1 1 4												
Andy Van Slyke, L OBP: 0.349, SLG: 0.525 (1, 8)	BB		2B 3B	K			3-1	4-3		4 1 1 1 1 1 3												
Bobby Bonilla, S OBP: 0.392, SLG: 0.558 (1, 5)	K		6-3	6-3			G3	G4-6-3 1B		5 0 1 0 0 1 5												
Darnell Coles, R OBP: 0.311, SLG: 0.391 (1, 9)		F3	1B 2B		K		F8	G4-6-3		5 1 1 1 0 1 1												
Sid Bream, L OBP: 0.344, SLG: 0.515 (1, 3)	K		CS 1B		F6			F3		4 0 1 1 0 1 0												
Michael LaValliere, L OBP: 0.365, SLG: 0.317 (1, 2)	BB BB		K		K			1B BB 1B		3 1 1 0 1 2 1												
Rafael Belliard, R OBP: 0.341, SLG: 0.301 (1, 6)	BB BB		2-3	5-3		K		BB 1B 1B		3 0 1 0 1 1 0												
John Smiley, L OBP: 0.176, SLG: 0.125 (1, 1)	F6		BB 1B BB		K			BB 1B		3 0 1 0 1 1 2												
Inning Stats	R: 0 E: 0 K: 1 S: 15	H: 0 LOB: 1 BB: 1 P: 24	R: 0 E: 0 K: 1 S: 8	H: 0 LOB: 2 BB: 2 P: 17	R: 4 E: 1 K: 1 S: 12	H: 4 LOB: 0 BB: 0 P: 18	R: 0 E: 0 K: 1 S: 14	H: 1 LOB: 3 BB: 2 P: 27	R: 0 E: 0 K: 2 S: 9	H: 0 LOB: 0 BB: 0 P: 12		R: 0 E: 0 K: 3 S: 11	H: 1 LOB: 1 BB: 0 P: 18	R: 0 E: 0 K: 0 S: 7	H: 0 LOB: 0 BB: 0 P: 8	R: 1 E: 0 K: 0 S: 10	H: 3 LOB: 2 BB: 1 P: 20	R: 0 E: 0 K: 0 S: 4	H: 1 LOB: 0 BB: 0 P: 5	1B: 6 2B: 3 3B: 1 HR: 0	SF: 0 SAC: 0 DP: 2 HBP: 0	WP: 0 PB: 0 SB: 0 CS: 1
PITCHER	IP WLS BF H R ER SO BB IBB HBP BLK WP HR S P ERA WHIP											PITCHER	IP WLS BF H R ER SO BB IBB HBP BLK WP HR S P ERA WHIP									
Brian Holman, R ERA: 8.1 (1, 1)	3.1 L 20 5 4 3 3 5 0 0 0 0 0 0 44 78 8.10 3.000																					
Neal Heaton, L ERA: 5.77 (4, 1)	2.2 9 1 0 0 6 0 0 0 0 0 0 0 25 38 0.00 0.375																					
Tim Burke, R ERA: 3.89 (7, 1)	2.0 9 3 1 1 0 1 0 0 0 0 0 0 17 28 4.50 2.000																					
Bob McClure, L ERA: 6.5 (9, 1)	1.0 3 1 0 0 0 0 0 0 0 0 0 0 4 5 0.00 1.000																					

Batter	1	2	3	4	5	6	7	8	9	AB R H RBI BB SO LOB	BOTTOM										
Otis Nixon, S OBP: 0.273, SLG: 0.200 (1, 8)	F9		G3			F9			1B E 1B	4 1 1 0 0 0 0	Pittsburgh Pirates @ Montreal Expos Olympic Stadium, Montreal, QB Sat Jun 25 1988, 7:05 PM EDT Att: 17,777 - Dome - 70 F										
Mitch Webster, S OBP: 0.356, SLG: 0.307 (1, 7)	K			F3		6-3		FC6-4 1B		4 0 1 0 0 1 0											
Andres Galarraga, R OBP: 0.360, SLG: 0.596 (1, 3)	K			6-3			G3	F8		4 0 0 0 0 1 2											
Hubie Brooks, R OBP: 0.315, SLG: 0.417 (1, 9)		E6 6-3		1-3			4-3	FC6-4		4 0 0 0 0 0 1											
Tim Wallach, R OBP: 0.300, SLG: 0.390 (1, 5)	6-3			F8			F8	F7		4 0 0 0 0 0 2											
Nelson Santovenia, R OBP: 0.358, SLG: 0.444 (1, 2)	F7			2B				F9		3 0 1 0 0 0 1											
Luis Rivera, R OBP: 0.250, SLG: 0.306 (1, 6)	K			5-3				F3		3 0 0 0 0 1 2											
Rex Hudler, R OBP: 0.400, SLG: 0.250 (1, 4)			K		F6			1B		3 0 1 0 0 1 1											
Brian Holman, R ERA: 8.1 (1, 1)										1 0 0 0 0 1 0		Pittsburgh Pirates @ Montreal Expos Olympic Stadium, Montreal, QB Sat Jun 25 1988, 7:05 PM EDT Att: 17,777 - Dome - 70 F									
Neal Heaton, L ERA: 5.77 (4, 1)										0 0 0 0 0 0 0											
Wallace Johnson, S ERA: 3.89 (7, 1)										1 0 0 0 0 0 1											
Tim Burke, R ERA: 3.89 (7, 1)										0 0 0 0 0 0 0											
Dave Engle, R ERA: 6.5 (9, 1)										1 0 0 0 0 0 1											
Bob McClure, R ERA: 6.5 (9, 1)										0 0 0 0 0 0 0											
Inning Stats	R: 0 E: 0 K: 2 S: 9	H: 0 LOB: 0 BB: 0 P: 15	R: 0 E: 1 K: 1 S: 8	H: 0 LOB: 0 BB: 0 P: 12	R: 0 E: 0 K: 2 S: 8	H: 0 LOB: 0 BB: 0 P: 10	R: 0 E: 0 K: 0 S: 7	H: 0 LOB: 0 BB: 0 P: 9	R: 0 E: 0 K: 1 S: 9	H: 0 LOB: 0 BB: 0 P: 13	R: 0 E: 0 K: 0 S: 7		H: 0 LOB: 0 BB: 0 P: 11	R: 0 E: 0 K: 0 S: 10	H: 1 LOB: 1 BB: 0 P: 11	R: 1 E: 1 K: 0 S: 8	H: 2 LOB: 1 BB: 0 P: 14	1B: 3 2B: 1 3B: 0 HR: 0	SF: 0 SAC: 0 DP: 0 HBP: 0	WP: 0 PB: 0 SB: 0 CS: 0	PA: 32
PITCHER	IP WLS BF H R ER SO BB IBB HBP BLK WP HR S P ERA WHIP												PITCHER	IP WLS BF H R ER SO BB IBB HBP BLK WP HR S P ERA WHIP							
John Smiley, L ERA: 2.87 (1, 1)	9.0 W 32 4 1 0 6 0 0 0 0 0 0 0 73 106 0.00 0.444																				



Batter	1	2	3	4	5	6	7	8	9	10	11	12	13	14	AB	R	H	RBI	BB	SO	LOB	TOP								
Olis Nixon, S OBP: 0.242, SLG: 0.167															6	1	1	0	1	0	6									
Mitch Webster, S OBP: 0.352, SLG: 0.307															6	1	1	0	1	1	3									
Andres Galarraga, R OBP: 0.357, SLG: 0.562															5	1	1	1	2	2	2									
Hubie Brooks, R OBP: 0.307, SLG: 0.415															7	1	1	3	0	2	3									
Tim Wallach, R OBP: 0.303, SLG: 0.408															7	1	2	1	0	0	2									
Nelson Santovenia, R OBP: 0.347, SLG: 0.418															6	0	1	0	0	2	1									
Luis Rivera, R OBP: 0.252, SLG: 0.306															6	0	2	0	0	2	2									
Rex Hudler, R OBP: 0.308, SLG: 0.182															3	0	0	0	0	1	1									
Tom Foley, L OBP: 0.273, SLG: 0.309															3	0	1	0	0	2	0									
Ryan Soffel, R OBP: 0.281, SLG: 0.182															5	1	1	0	0	0	0									
Tom Foley, L OBP: 0.273, SLG: 0.309															5	1	1	0	0	0	0									
Inning Stats	R: 0 E: 0 K: 1 S: 5	H: 0 LOB: 0 BB: 1 P: 10	R: 0 E: 0 K: 1 S: 8	H: 1 LOB: 1 BB: 0 P: 13	R: 0 E: 0 K: 1 S: 11	H: 2 LOB: 2 BB: 0 P: 13	R: 0 E: 0 K: 1 S: 7	H: 1 LOB: 1 BB: 0 P: 10	R: 0 E: 0 K: 1 S: 12	H: 0 LOB: 0 BB: 0 P: 20	R: 0 E: 0 K: 1 S: 7	H: 0 LOB: 0 BB: 0 P: 9	R: 0 E: 0 K: 1 S: 8	H: 0 LOB: 0 BB: 0 P: 12	R: 0 E: 0 K: 1 S: 16	H: 2 LOB: 1 BB: 1 P: 27	R: 0 E: 0 K: 3 S: 11	H: 0 LOB: 0 BB: 0 P: 16	R: 0 E: 0 K: 1 S: 9	H: 2 LOB: 3 BB: 1 P: 29	R: 0 E: 0 K: 1 S: 7	H: 0 LOB: 0 BB: 0 P: 8	R: 1 E: 0 K: 1 S: 9	H: 1 LOB: 0 BB: 0 P: 15	R: 3 E: 0 K: 0 S: 9	H: 1 LOB: 1 BB: 2 P: 23	1B: 8 2B: 0 3B: 1 HR: 2	SF: 0 SAC: 0 DP: 1 HBP: 0	WP: 1 PB: 1 SB: 3 CS: 0	PA: 59
PITCHER	IP	WLS	BF	H	R	ER	SO	BB	IBB	HBP	BLK	WP	HR	S	P	ERA	WHIP													
Joe Magrane, L ERA: 3.09	(1.1)	7.1	30	7	2	0	5	2	0	0	0	0	0	66	103	1.23	1.227													
Todd Worrell, R ERA: 2.92	(8.1)	2.2	10	0	0	0	4	1	1	0	1	0	0	28	46	0.00	0.375													
John Costello, R ERA: 2.92	(11.1)	0.2	4	2	0	0	1	0	0	0	0	0	0	12	17	0.00	3.000													
Ken Dayley, L ERA: 2.86	(11.1)	1.1	5	0	0	0	1	1	0	0	0	0	0	13	20	0.00	0.750													
Steve Peters, L ERA: 5.17	(13.1)	2.0	10	2	4	4	1	1	1	0	0	1	2	18	38	18.00	1.500													

Montreal Expos @ St. Louis Cardinals
 Busch Stadium, St. Louis, MO
 Mon Jun 27 1988, 7:05 PM CDT
 Att. 33,329 - Unknown - 85 F

AB	52
R	6
H	11
RBI	5
BB	7
SO	12
LOB	20



Batter	1	2	3	4	5	6	7	8	9	10	11	12	13	14	AB	R	H	RBI	BB	SO	LOB	BOTTOM										
Vince Coleman, S OBP: 0.334, SLG: 0.399															7	2	2	0	0	0	5											
Ozzie Smith, S OBP: 0.342, SLG: 0.332															6	0	0	0	0	0	4											
Willie McGee, S OBP: 0.357, SLG: 0.399															5	0	2	2	0	0	0											
Tom Brunansky, R OBP: 0.376, SLG: 0.427															5	1	1	1	1	1	3											
Tony Peña, R OBP: 0.299, SLG: 0.379															6	0	0	0	0	1	2											
Mike Fitzgerald, R OBP: 0.286, SLG: 0.286															4	0	1	0	0	0	0											
Tom Lawless, R OBP: 0.172, SLG: 0.148															0	0	0	0	0	0	0											
Curt Ford, L OBP: 0.255, SLG: 0.267															1	0	0	0	1	0	0											
José Oquendo, S OBP: 0.338, SLG: 0.344															4	0	1	0	1	0	0											
Luis Alicea, S OBP: 0.309, SLG: 0.309															3	0	2	0	0	0	0											
Terry Pendleton, S OBP: 0.346, SLG: 0.401															2	0	0	0	1	1	4											
Joe Magrane, R ERA: 3.09	(1.1)	7.1	30	7	2	0	5	2	0	0	0	0	0	66	103	1.23	1.227															
Todd Worrell, R ERA: 2.92	(8.1)	2.2	10	0	0	0	4	1	1	0	1	0	0	28	46	0.00	0.375															
John Costello, R ERA: 2.92	(11.1)	0.2	4	2	0	0	1	0	0	0	0	0	0	12	17	0.00	3.000															
Ken Dayley, L ERA: 2.86	(11.1)	1.1	5	0	0	0	1	1	0	0	0	0	0	13	20	0.00	0.750															
Steve Peters, L ERA: 5.17	(13.1)	2.0	10	2	4	4	1	1	1	0	0	1	2	18	38	18.00	1.500															
Inning Stats	R: 1 E: 0 K: 0 S: 16	H: 1 LOB: 1 BB: 1 P: 24	R: 0 E: 0 K: 0 S: 3	H: 0 LOB: 0 BB: 0 P: 6	R: 1 E: 0 K: 0 S: 9	H: 3 LOB: 1 BB: 0 P: 12	R: 0 E: 0 K: 0 S: 3	H: 0 LOB: 0 BB: 0 P: 5	R: 0 E: 0 K: 0 S: 10	H: 1 LOB: 1 BB: 0 P: 15	R: 0 E: 0 K: 1 S: 10	H: 0 LOB: 0 BB: 0 P: 13	R: 0 E: 0 K: 1 S: 9	H: 0 LOB: 0 BB: 0 P: 11	R: 0 E: 0 K: 1 S: 7	H: 1 LOB: 2 BB: 1 P: 17	R: 0 E: 0 K: 1 S: 13	H: 1 LOB: 0 BB: 0 P: 16	R: 0 E: 0 K: 1 S: 8	H: 0 LOB: 2 BB: 2 P: 19	R: 1 E: 0 K: 0 S: 8	H: 1 LOB: 0 BB: 0 P: 16	R: 0 E: 0 K: 1 S: 7	H: 0 LOB: 0 BB: 0 P: 8	R: 1 E: 0 K: 1 S: 9	H: 1 LOB: 0 BB: 0 P: 15	R: 0 E: 0 K: 0 S: 9	H: 1 LOB: 1 BB: 2 P: 23	1B: 7 2B: 1 3B: 1 HR: 1	SF: 1 SAC: 2 DP: 1 HBP: 0	WP: 0 PB: 0 SB: 2 CS: 0	PA: 56
PITCHER	IP	WLS	BF	H	R	ER	SO	BB	IBB	HBP	BLK	WP	HR	S	P	ERA	WHIP															
Bryn Smith, R ERA: 4.12	(1.1)	7.0	27	6	2	2	1	2	0	0	0	0	0	60	86	2.57	1.000															
Neal Heaton, L ERA: 4.08	(8.1)	1.0	3	0	0	0	0	0	0	0	0	0	0	5	7	0.00	0.000															
Tim Burke, R ERA: 3.77	(9.1)	1.0	5	1	0	0	1	0	0	0	0	0	0	7	17	0.00	1.000															
Joe Hesketh, L ERA: 3.0	(10.1)	1.0	3	0	0	0	1	0	0	0	0	0	0	8	9	0.00	0.000															
Jeff Parrett, R ERA: 2.29	(11.1)	3.0	12	2	1	1	2	1	1	0	0	0	1	29	51	3.00	1.000															

Montreal Expos @ St. Louis Cardinals
 Busch Stadium, St. Louis, MO
 Mon Jun 27 1988, 7:05 PM CDT
 Att. 33,329 - Unknown - 85 F

AB	48
R	3
H	10
RBI	3
BB	4
SO	6
LOB	23



Batter	1	2	3	4	5	6	7	8	9	AB	R	H	RBI	BB	SO	LOB	TOP		
Otis Nixon, S (1, 8) OBP: 0.316, SLG: 0.235 Herm Winningham, L (9, 8) OBP: 0.349, SLG: 0.307	1-1 1-3		2-0 1B		1-1 G6-4-3 2H 1B			1-0 CS 1B	4-1 FC4 1-2 2-3 BB	4	0	3	1	1	0	0			
Mitch Webster, S (1, 7) OBP: 0.350, SLG: 0.304	1-1 F3		2-2 F6 1-2		0-0 G6-4-3 1-2			2-1 1B 1-2 HR 1B	0-1 FC4 1-2	5	1	1	0	0	0	5			
Andres Calarraga, R (1, 3) OBP: 0.362, SLG: 0.597	1-1 1B			0-1 1B 2B		3-3 K		0-0 1B 1H HR		4	2	3	2	0	1	0			
Hubie Brooks, R (1, 9) OBP: 0.303, SLG: 0.409	0-2 G3			0-0 F4		3-2 P8		0-0 F9		4	0	0	0	0	0	2			
Tim Wallach, R (1, 5) OBP: 0.305, SLG: 0.409		0-0 G6-4-3 1B		3-2 L8		1-0 1B		2-2 1B		4	0	2	0	0	0	1			
Nelson Santovenia, R (1, 2) OBP: 0.337, SLG: 0.410	1-0 F8			2-1 1B 2H		2-2 F8			1-3 K	4	0	1	1	0	1	2			
Luis Rivera, R (1, 6) OBP: 0.248, SLG: 0.299	0-1 G6-4-3 1-2			2-2 P8			1-0 G3		1-1 4-3	4	0	0	0	0	0	2			
Rex Hudler, R (1, 4) OBP: 0.412, SLG: 0.286			4-2 G5-6-3 BB		0-0 SH2-4 1B		0-2 F7		1-2 WP S 1B	3	1	2	0	1	0	0			
John Dopson, L (1, 1) Dave Engle, R (7, PH) Neal Heaton, L (7, 1) Tom Faller, L (6, PH) Wallace Johnson, S (6, PH) Joe Hesketh, R (9, 1) Tim Burke, R (9, 1)			0-0 G5-6-3 1-2		0-0 SH2-4 1-2		1-0 F9		4-2 WP BB 1-2	1	0	0	0	0	0	1			
Inning Stats	R: 0 E: 0 K: 0 S: 9	H: 1 LOB: 1 BB: 0 P: 12	R: 0 E: 0 K: 0 S: 4	H: 1 LOB: 0 BB: 0 P: 5	R: 0 E: 0 K: 0 S: 9	H: 1 LOB: 1 BB: 1 P: 17	R: 1 E: 0 K: 0 S: 11	H: 2 LOB: 1 BB: 0 P: 18	R: 1 E: 0 K: 1 S: 14	H: 1 LOB: 1 BB: 0 P: 23	R: 0 E: 0 K: 0 S: 6	H: 0 LOB: 0 BB: 0 P: 8	R: 2 E: 0 K: 0 S: 8	H: 3 LOB: 0 BB: 2 P: 13	R: 0 E: 0 K: 1 S: 13	H: 1 LOB: 3 BB: 2 P: 24	1B: 10 2B: 1 3B: 0 HR: 1	SF: 0 SAC: 1 DP: 3 HBP: 0	WP: 1 PA: 38 PB: 0 SB: 3 CS: 1
PITCHER	IP WLS BF H R ER SO BB IBB HBP BLK WP HR S P ERA WHIP	8.0 32 11 4 4 1 1 0 0 0 0 1 66 102 4.50 1.500	0.2 3 1 0 0 1 0 0 0 0 0 0 8 11 0.00 1.500	0.1 W 3 0 0 0 0 2 0 0 0 1 0 5 13 0.00 6.000															

Montreal Expos @ St. Louis Cardinals
 Busch Stadium, St. Louis, MO
 Tue Jun 28 1988, 7:05 PM CDT
 Att: 36,113 - Unknown - 92 F

livebaseballscorecards.com

AB 34
 R 4
 H 12
 RBI 4
 BB 3
 SO 2
 LOB 13



Batter	1	2	3	4	5	6	7	8	9	AB	R	H	RBI	BB	SO	LOB	BOTTOM		
Vince Coleman, S (1, 7) OBP: 0.335, SLG: 0.397	1-0 L8		1-3 K		4-2 E S 4-3 BB		2-1 4-3		1-1 1B	4	1	1	0	1	1	3			
Ozzie Smith, S (1, 6) OBP: 0.343, SLG: 0.331	3-2 3-1		1-0 6-3		4-2 B 4-3 S 1-2 BB		2-0 F7		1-1 1B E 1B	4	1	1	0	1	0	0			
Willie McGee, S (1, 8) OBP: 0.360, SLG: 0.402	1-0 S 1B		2-2 4-3		1-2 X 4-3 1-3 2H		2-2 BLK 1B		0-0 S E 1B	5	2	3	1	0	0	1			
Tom Brunansky, R (1, 9) OBP: 0.376, SLG: 0.423	4-2 1B 1-2 BB		2-1 S HBP		0-3 K		1-0 F9		3-2 E5	3	0	0	0	1	1	2			
Tony Peña, R (1, 2) OBP: 0.298, SLG: 0.377	1-2 1-2 2H 1B		2-0 6-3		0-3 K		1-3 K		1-3 3H	4	0	1	1	0	2	2			
Mike Fitzgerald, R (1, 3) OBP: 0.280, SLG: 0.320	0-2 F9		1-2 K		1-0 1B SH5-3 2B		1-2 F3			4	1	1	0	0	1	2			
José Oquendo, S (1, 5) OBP: 0.346, SLG: 0.353		1-1 4-3 1B		0-0 6-3		1-2 1B SH5-3 1B		0-0 6-3		4	0	3	0	0	0	0			
Luis Alicaia, S (1, 4) OBP: 0.287, SLG: 0.305		0-1 4-3		2-1 G3		0-0 SH5-3		1-1 6-3		3	0	0	1	0	0	2			
John Tudor, L (1, 1) OBP: 0.194, SLG: 0.107 Terry Pendleton, S (8, PH) OBP: 0.344, SLG: 0.399 John Costello, R (9, 1) Ken Dayley, L (9, 1)		1-0 5-3		1-3 K		1-2 3H 1-2 1B		0-2 F7		3	0	1	0	0	1	1			
Inning Stats	R: 1 E: 0 K: 0 S: 14	H: 2 LOB: 2 BB: 1 P: 24	R: 0 E: 0 K: 1 S: 8	H: 1 LOB: 1 BB: 0 P: 11	R: 0 E: 0 K: 1 S: 6	H: 0 LOB: 0 BB: 0 P: 10	R: 1 E: 0 K: 2 S: 19	H: 0 LOB: 1 BB: 2 P: 27	R: 1 E: 0 K: 1 S: 15	H: 3 LOB: 2 BB: 0 P: 20	R: 0 E: 0 K: 1 S: 12	H: 1 LOB: 1 BB: 0 P: 18	R: 0 E: 0 K: 0 S: 10	H: 1 LOB: 1 BB: 0 P: 12	R: 2 E: 1 K: 0 S: 8	H: 3 LOB: 1 BB: 0 P: 13	1B: 10 2B: 1 3B: 0 HR: 0	SF: 0 SAC: 1 DP: 0 HBP: 1	WP: 0 PA: 40 PB: 0 SB: 6 CS: 0
PITCHER	IP WLS BF H R ER SO BB IBB HBP BLK WP HR S P ERA WHIP	6.0 28 8 2 0 0 1 3 0 0 0 0 0 22 30 0.00 1.000	2.0 8 2 0 0 1 0 0 0 0 0 0 0 5 7 0.00 9.000	0.1 L 3 3 2 0 0 0 0 0 0 0 0 3 6 ∞ ∞															

Montreal Expos @ St. Louis Cardinals
 Busch Stadium, St. Louis, MO
 Tue Jun 28 1988, 7:05 PM CDT
 Att: 36,113 - Unknown - 92 F

livebaseballscorecards.com

AB 35
 R 5
 H 11
 RBI 3
 BB 3
 SO 6
 LOB 14



Batter	1	2	3	4	5	6	7	8	9	AB	R	H	RBI	BB	SO	LOB	TOP			
Ron Gant, R OBP: 0.276, SLG: 0.429 (1, 4)	F4		4-3			6-3		K		4	0	0	0	0	1	3				
Ken Oberkfell, L OBP: 0.311, SLG: 0.340 (1, 5)	K			BB 1B		G3		F8 1B BB		3	0	1	0	1	1	0				
Dion James, L OBP: 0.384, SLG: 0.377 (1, 7)	L8			G4-6-3 BB			4-3			3	0	1	0	1	0	0				
Dale Murphy, R OBP: 0.328, SLG: 0.434 (1, 9)		K					F4		F8	4	0	0	0	0	2	4				
Ken Griffey, L OBP: 0.296, SLG: 0.316 (1, 3)	F7						L8		F3	3	0	0	0	0	0	2				
Charlie Puleo, R OBP: 0.286, SLG: 0.286 (7, 1)				G4-6-3						0	0	0	0	0	0	0				
Jerry Royster, R OBP: 0.321, SLG: 0.320 (9, PH)				1-2						1	0	0	0	0	0	2				
Andres Thomas, R OBP: 0.275, SLG: 0.374 (1, 6)	F6						5-3		4-3	4	0	1	0	0	0	2				
Bruce Benedict, R OBP: 0.298, SLG: 0.284 (1, 2)				6-3					FC5-4 1B	3	0	0	0	0	0	1				
Albert Hall, S OBP: 0.319, SLG: 0.310 (1, 8)				L4			F9		L3	3	0	0	0	0	0	1				
Tom Glavine, L OBP: 0.333, SLG: 0.346 (1, 1)										2	0	1	0	0	1	0				
Ted Simmons, S OBP: 0.321, SLG: 0.383 (7, 3)							K		1B	1	0	1	0	0	0	0				
Inning Stats	R: 0 E: 0 K: 1 S: 8	H: 0 LOB: 0 BB: 0 P: 13	R: 0 E: 0 K: 1 S: 6	H: 0 LOB: 0 BB: 0 P: 10	R: 0 E: 0 K: 0 S: 11	H: 1 LOB: 1 BB: 0 P: 13	R: 0 E: 0 K: 1 S: 7	H: 1 LOB: 1 BB: 1 P: 15	R: 0 E: 0 K: 0 S: 8	H: 0 LOB: 0 BB: 0 P: 11	R: 0 E: 0 K: 0 S: 4	H: 0 LOB: 0 BB: 0 P: 5	R: 0 E: 0 K: 1 S: 10	H: 2 LOB: 2 BB: 0 P: 17	R: 0 E: 0 K: 0 S: 13	H: 1 LOB: 2 BB: 1 P: 20	1B: 5 2B: 0 3B: 0 HR: 0	SF: 0 SAC: 0 DP: 1 HBP: 0	WP: 0 PB: 0 SB: 0 CS: 0	PA: 33
PITCHER Brian Holman, R ERA: 2.19 (1, 1)	IP: 9.0 WLS: W BF: 33 H: 5 R: 0 ER: 0 SO: 5 BB: 2 IBB: 0 HBP: 0 BLK: 0 WP: 0 HR: 0 S: 75 P: 114 ERA: 0.00 WHIP: 0.778															PITCHER				

Atlanta Braves @ Montreal Expos
Olympic Stadium, Montreal, QB
Thu Jun 30 1988, 7:05 PM EDT
Att: 10,461 - Dome - 70 F

AB 31
R 0
H 5
RBI 0
BB 2
SO 5
LOB 15



Batter	1	2	3	4	5	6	7	8	9	AB	R	H	RBI	BB	SO	LOB	BOTTOM	
Otis Nixon, S OBP: 0.292, SLG: 0.273 (1, 8)	B1-3		K		4-3		S BB 1B	K		5	1	1	0	0	2	4		
Rex Hudler, R OBP: 0.381, SLG: 0.235 (1, 4)	K		FC5			F4	S BB			3	1	0	0	1	1	2		
Andres Galarraga, R OBP: 0.361, SLG: 0.593 (1, 3)	F9			SF7 2B		K	E 1B			4	2	2	2	0	1	0		
Hubie Brooks, R OBP: 0.310, SLG: 0.415 (1, 9)		G5-4-3 1B		3-1		1B	E6 2B			4	1	3	1	0	0	1		
Tim Wallach, R OBP: 0.310, SLG: 0.413 (1, 5)		G5-4-3		CS BB		1B	2B			3	0	2	1	1	0	1		
Nelson Santovenia, R OBP: 0.330, SLG: 0.411 (1, 2)	L8		SF7			K	F8			3	0	0	1	0	1	3		
Mitch Webster, S OBP: 0.348, SLG: 0.300 (1, 7)			E6 FC5 1B	CS	L9		4-3	FC5-4 HBP		3	0	0	0	0	0	0		
Luis Rivera, R OBP: 0.252, SLG: 0.317 (1, 6)								FC5-4 SH1-3		4	1	3	1	0	0	1		
Brian Holman, R OBP: 0.250, SLG: 0.250 (1, 1)	F3						K	SH1-3		3	0	1	0	0	1	2		
Inning Stats	R: 0 E: 0 K: 1 S: 7	H: 0 LOB: 0 BB: 0 P: 11	R: 0 E: 0 K: 0 S: 9	H: 1 LOB: 0 BB: 0 P: 16	R: 0 E: 1 K: 1 S: 11	H: 1 LOB: 2 BB: 0 P: 15	R: 1 E: 0 K: 0 S: 8	H: 1 LOB: 0 BB: 1 P: 21	R: 0 E: 0 K: 2 S: 13	H: 2 LOB: 1 BB: 0 P: 14	R: 5 E: 1 K: 1 S: 19	H: 5 LOB: 1 BB: 1 P: 31	R: 0 E: 0 K: 1 S: 8	H: 0 LOB: 1 BB: 0 P: 12	1B: 8 2B: 3 3B: 0 HR: 1	SF: 1 SAC: 1 DP: 1 HBP: 1	WP: 0 PB: 0 SB: 0 CS: 2	PA: 38
PITCHER Tom Glavine, L ERA: 5.6 (1, 1)	IP: 6.2 WLS: L BF: 29 H: 9 R: 4 ER: 4 SO: 5 BB: 2 IBB: 0 HBP: 0 BLK: 0 WP: 0 HR: 1 S: 68 P: 114 ERA: 5.40 WHIP: 1.650															PITCHER		

Atlanta Braves @ Montreal Expos
Olympic Stadium, Montreal, QB
Thu Jun 30 1988, 7:05 PM EDT
Att: 10,461 - Dome - 70 F

AB 32
R 6
H 12
RBI 6
BB 2
SO 6
LOB 14



Batter	1	2	3	4	5	6	7	8	9	AB	R	H	RBI	BB	SO	LOB	TOP																						
Ron Gant, R OBP: 0.280, SLG: 0.430	5-3		5-3														4 0 2 1 0 0 1																						
Ken Oberkfell, L OBP: 0.310, SLG: 0.350 Ed Olwine, R	F7																4 1 1 1 0 0 5 0 0 0 0 0 0 0																						
Dion James, L OBP: 0.384, SLG: 0.376 Gary Roenicke, R OBP: 0.310, SLG: 0.359	K																3 1 1 0 0 0 1 0 1 0 0 0 0 0 0 0																						
Dale Murphy, R OBP: 0.324, SLG: 0.428		F5															4 0 0 0 0 2 1																						
Ken Griffey, L OBP: 0.289, SLG: 0.308	F7																4 0 0 0 0 1 1																						
Andres Thomas, R OBP: 0.276, SLG: 0.376	F8																4 1 2 1 0 0 0																						
Ozzie Virgil, R OBP: 0.266, SLG: 0.379			F9														4 0 1 0 0 1 1																						
Albert Hall, S OBP: 0.322, SLG: 0.310 Jerry Royster, R OBP: 0.323, SLG: 0.321																	0 0 0 0 1 0 0 3 0 1 0 0 0 0																						
Zane Smith, L OBP: 0.179, SLG: 0.179 José Alvarez, R OBP: 0.750, SLG: 0.750 Paul Runge, R OBP: 0.388, SLG: 0.350																	1 0 1 0 0 0 0 0 0 0 0 0 0 0 1 0 0 0 0 0 3																						
Inning Stats	R: 0 E: 0 K: 1 S: 5	H: 0 LOB: 0 BB: 0 P: 9	R: 0 E: 0 K: 0 S: 9	H: 0 LOB: 0 BB: 0 P: 15	R: 0 E: 0 K: 0 S: 7	H: 0 LOB: 1 BB: 1 P: 14	R: 2 E: 0 K: 2 S: 14	H: 3 LOB: 1 BB: 0 P: 18	R: 0 E: 0 K: 0 S: 8	H: 2 LOB: 1 BB: 0 P: 10	R: 0 E: 0 K: 1 S: 6	H: 0 LOB: 0 BB: 0 P: 10	R: 1 E: 0 K: 0 S: 9	H: 4 LOB: 2 BB: 0 P: 13	R: 0 E: 0 K: 1 S: 8	H: 0 LOB: 0 BB: 0 P: 12	R: 0 E: 0 K: 0 S: 7	H: 0 LOB: 0 BB: 0 P: 13	1B: 8 2B: 0 3B: 0 HR: 1	SF: 0 SAC: 1 DP: 2 HBP: 0	WP: 0 PA: 35 PB: 0 SB: 0 CS: 0																		
PITCHER	IP	WLS	BF	H	R	ER	SO	BB	IBB	HBP	BLK	WP	HR	S	P	ERA	WHIP	PITCHER				IP	WLS	BF	H	R	ER	SO	BB	IBB	HBP	BLK	WP	HR	S	P	ERA	WHIP	
Pascual Perez, R ERA: 1.67	6.1	W	28	9	3	3	4	1	0	0	1	0	1	57	87	4.26	1.579					6.1	L	26	10	7	7	3	2	1	0	0	0	0	0	20	30	6.75	1.500
Joe Hesketh, L ERA: 2.7	7.1	S	7	0	0	0	1	0	0	0	0	0	0	16	27	0.00	0.000					2.0	L	7	0	1	0	1	0	0	0	0	0	16	20	0.00	0.000		

Atlanta Braves @ Montreal Expos
Olympic Stadium, Montreal, QB
Fri Jul 01 1988, 7:05 PM EDT
Att: 20,123 - Dome - 70 F

AB 33
R 3
H 9
RBI 3
BB 1
SO 5
LOB 12



Batter	1	2	3	4	5	6	7	8	9	AB	R	H	RBI	BB	SO	LOB	BOTTOM																					
Otis Nixon, S OBP: 0.321, SLG: 0.277	F9																3 4 1 0 2 0 0																					
Rex Hudler, R OBP: 0.423, SLG: 0.333	E5																4 3 2 0 1 0 1																					
Andres Galarraga, R OBP: 0.367, SLG: 0.663	FC6-5																5 1 4 3 0 0 1																					
Hubie Brooks, R OBP: 0.305, SLG: 0.411 Herm Winningham, L OBP: 0.341, SLG: 0.394	FC6-5																3 0 0 2 0 1 3 0 0 0 0 0 0 0																					
Tim Wallach, R OBP: 0.309, SLG: 0.411	K																4 1 1 1 0 1 3																					
Nelson Santovenia, R OBP: 0.317, SLG: 0.394																	4 0 0 0 0 1 5																					
Mitch Webster, S OBP: 0.350, SLG: 0.301																	3 0 1 0 1 0 0																					
Luis Rivera, R OBP: 0.257, SLG: 0.321																	4 0 2 2 0 0 0																					
Pascual Perez, R Joe Hesketh, R	F9																3 0 0 0 0 2 3 1 0 0 0 0 1 0																					
Inning Stats	R: 1 E: 1 K: 1 S: 15	H: 2 LOB: 1 BB: 0 P: 22	R: 0 E: 0 K: 0 S: 10	H: 2 LOB: 1 BB: 0 P: 13	R: 2 E: 0 K: 1 S: 21	H: 2 LOB: 1 BB: 1 P: 30	R: 0 E: 0 K: 1 S: 7	H: 0 LOB: 0 BB: 0 P: 11	R: 4 E: 0 K: 1 S: 15	H: 4 LOB: 2 BB: 2 P: 28	R: 1 E: 1 K: 1 S: 17	H: 1 LOB: 2 BB: 1 P: 26	R: 0 E: 0 K: 1 S: 6	H: 0 LOB: 0 BB: 0 P: 9	R: 1 E: 2 K: 0 S: 10	H: 0 LOB: 0 BB: 0 P: 11	1B: 8 2B: 3 3B: 0 HR: 0	SF: 2 SAC: 0 DP: 1 HBP: 0	WP: 0 PA: 40 PB: 0 SB: 2 CS: 1																			
PITCHER	IP	WLS	BF	H	R	ER	SO	BB	IBB	HBP	BLK	WP	HR	S	P	ERA	WHIP	PITCHER				IP	WLS	BF	H	R	ER	SO	BB	IBB	HBP	BLK	WP	HR	S	P	ERA	WHIP
Zane Smith, L ERA: 4.21	4.2	L	26	10	7	7	3	2	1	0	0	0	0	65	100	13.50	2.571					4.2	L	7	0	1	1	2	1	0	0	0	0	20	30	6.75	1.500	
José Alvarez, R ERA: 3.69	5.1		7	1	1	1	2	1	0	0	0	0	0	20	30	6.75	1.500					7.1	L	7	0	1	0	1	0	0	0	0	16	20	0.00	0.000		
Ed Olwine, L ERA: 5.4	7.1		7	0	1	0	1	0	0	0	0	0	0	16	20	0.00	0.000																					

Atlanta Braves @ Montreal Expos
Olympic Stadium, Montreal, QB
Fri Jul 01 1988, 7:05 PM EDT
Att: 20,123 - Dome - 70 F

AB 34
R 9
H 11
RBI 8
BB 4
SO 6
LOB 16



Batter	1	2	3	4	5	6	7	8	9	10	11	12	13	14	15	AB	R	H	RBI	BB	SO	LOB	TOP
Ron Gant, R OBP: 0.284, SLG: 0.442 (1.4)	5-3		K			K		F9		CS 1B			SH5-3 1B		HR	7	1	3	1	0	2	1	
Ken Oberkfell, L OBP: 0.307, SLG: 0.346 (1.9)	6-3		5-3			E5 G4-6-3				CS	F9		SH5-3		1-3	6	1	1	0	0	0	0	
Dion James, L OBP: 0.375, SLG: 0.366 (1.8)	1-3			L6		G4-6-3			SH1-4		F7		3-1		K	6	0	0	0	0	1	2	
Dale Murphy, R OBP: 0.324, SLG: 0.422 (1.9)		K		K			K		1B BLK HBP		K					4	1	0	0	1	4	0	
Ken Griffey, L OBP: 0.286, SLG: 0.311 (8.3)		PB HR BB				FC6-4 1B		G6-3 1B		F8		F7	1-3			5	1	2	0	1	0	4	
Andres Thomas, R OBP: 0.276, SLG: 0.372 (1.6)		F9		FC6-4 1B			G6-3					F2			K	6	0	1	1	0	1	3	
Ted Simmons, S OBP: 0.338, SLG: 0.448 (8.7)								4-3							F4	2	1	1	2	1	0	0	
Paul Assenmacher, L OBP: 0.302, SLG: 0.350 (9.7)																1	0	0	0	0	1	1	
Paul Assenmacher, L OBP: 0.300, SLG: 1.000 (12.1)																0	0	0	0	0	0	0	
Paul Assenmacher, L OBP: 0.300, SLG: 1.000 (12.1)																0	0	0	0	0	0	0	
Paul Assenmacher, L OBP: 0.300, SLG: 1.000 (12.1)																0	0	0	0	0	0	0	
Paul Assenmacher, L OBP: 0.300, SLG: 1.000 (12.1)																0	0	0	0	0	0	0	
Paul Assenmacher, L OBP: 0.300, SLG: 1.000 (12.1)																0	0	0	0	0	0	0	
Paul Assenmacher, L OBP: 0.300, SLG: 1.000 (12.1)																0	0	0	0	0	0	0	
Paul Assenmacher, L OBP: 0.300, SLG: 1.000 (12.1)																0	0	0	0	0	0	0	
Paul Assenmacher, L OBP: 0.300, SLG: 1.000 (12.1)																0	0	0	0	0	0	0	
Paul Assenmacher, L OBP: 0.300, SLG: 1.000 (12.1)																0	0	0	0	0	0	0	
Paul Assenmacher, L OBP: 0.300, SLG: 1.000 (12.1)																0	0	0	0	0	0	0	
Paul Assenmacher, L OBP: 0.300, SLG: 1.000 (12.1)																0	0	0	0	0	0	0	
Paul Assenmacher, L OBP: 0.300, SLG: 1.000 (12.1)																0	0	0	0	0	0	0	
Paul Assenmacher, L OBP: 0.300, SLG: 1.000 (12.1)																0	0	0	0	0	0	0	
Paul Assenmacher, L OBP: 0.300, SLG: 1.000 (12.1)																0	0	0	0	0	0	0	
Paul Assenmacher, L OBP: 0.300, SLG: 1.000 (12.1)																0	0	0	0	0	0	0	
Paul Assenmacher, L OBP: 0.300, SLG: 1.000 (12.1)																0	0	0	0	0	0	0	
Paul Assenmacher, L OBP: 0.300, SLG: 1.000 (12.1)																0	0	0	0	0	0	0	
Paul Assenmacher, L OBP: 0.300, SLG: 1.000 (12.1)																0	0	0	0	0	0	0	
Paul Assenmacher, L OBP: 0.300, SLG: 1.000 (12.1)																0	0	0	0	0	0	0	
Paul Assenmacher, L OBP: 0.300, SLG: 1.000 (12.1)																0	0	0	0	0	0	0	
Paul Assenmacher, L OBP: 0.300, SLG: 1.000 (12.1)																0	0	0	0	0	0	0	
Paul Assenmacher, L OBP: 0.300, SLG: 1.000 (12.1)																0	0	0	0	0	0	0	
Paul Assenmacher, L OBP: 0.300, SLG: 1.000 (12.1)																0	0	0	0	0	0	0	
Paul Assenmacher, L OBP: 0.300, SLG: 1.000 (12.1)																0	0	0	0	0	0	0	
Paul Assenmacher, L OBP: 0.300, SLG: 1.000 (12.1)																0	0	0	0	0	0	0	
Paul Assenmacher, L OBP: 0.300, SLG: 1.000 (12.1)																0	0	0	0	0	0	0	
Paul Assenmacher, L OBP: 0.300, SLG: 1.000 (12.1)																0	0	0	0	0	0	0	
Paul Assenmacher, L OBP: 0.300, SLG: 1.000 (12.1)																0	0	0	0	0	0	0	
Paul Assenmacher, L OBP: 0.300, SLG: 1.000 (12.1)																0	0	0	0	0	0	0	
Paul Assenmacher, L OBP: 0.300, SLG: 1.000 (12.1)																0	0	0	0	0	0	0	
Paul Assenmacher, L OBP: 0.300, SLG: 1.000 (12.1)																0	0	0	0	0	0	0	
Paul Assenmacher, L OBP: 0.300, SLG: 1.000 (12.1)																0	0	0	0	0	0	0	
Paul Assenmacher, L OBP: 0.300, SLG: 1.000 (12.1)																0	0	0	0	0	0	0	
Paul Assenmacher, L OBP: 0.300, SLG: 1.000 (12.1)																0	0	0	0	0	0	0	
Paul Assenmacher, L OBP: 0.300, SLG: 1.000 (12.1)																0	0	0	0	0	0	0	
Paul Assenmacher, L OBP: 0.300, SLG: 1.000 (12.1)																0	0	0	0	0	0	0	
Paul Assenmacher, L OBP: 0.300, SLG: 1.000 (12.1)																0	0	0	0	0	0	0	
Paul Assenmacher, L OBP: 0.300, SLG: 1.000 (12.1)																0	0	0	0	0	0	0	
Paul Assenmacher, L OBP: 0.300, SLG: 1.000 (12.1)																0	0	0	0	0	0	0	
Paul Assenmacher, L OBP: 0.300, SLG: 1.000 (12.1)																0	0	0	0	0	0	0	
Paul Assenmacher, L OBP: 0.300, SLG: 1.000 (12.1)																0	0	0	0	0	0	0	
Paul Assenmacher, L OBP: 0.300, SLG: 1.000 (12.1)																0	0	0	0	0	0	0	
Paul Assenmacher, L OBP: 0.300, SLG: 1.000 (12.1)																0	0	0	0	0	0	0	
Paul Assenmacher, L OBP: 0.300, SLG: 1.000 (12.1)																0	0	0	0	0	0	0	
Paul Assenmacher, L OBP: 0.300, SLG: 1.000 (12.1)																0	0	0	0	0	0	0	
Paul Assenmacher, L OBP: 0.300, SLG: 1.000 (12.1)																0	0	0	0	0	0	0	
Paul Assenmacher, L OBP: 0.300, SLG: 1.000 (12.1)																0	0	0	0	0	0	0	
Paul Assenmacher, L OBP: 0.300, SLG: 1.000 (12.1)																0	0	0	0	0	0	0	
Paul Assenmacher, L OBP: 0.300, SLG: 1.000 (12.1)																0	0	0	0	0	0	0	
Paul Assenmacher, L OBP: 0.300, SLG: 1.000 (12.1)																0	0	0	0	0	0	0	
Paul Assenmacher, L OBP: 0.300, SLG: 1.000 (12.1)																0	0	0	0	0	0	0	
Paul Assenmacher, L OBP: 0.300, SLG: 1.000 (12.1)																0	0	0	0	0	0	0	
Paul Assenmacher, L OBP: 0.300, SLG: 1.000 (12.1)																0	0	0	0	0	0	0	
Paul Assenmacher, L OBP: 0.300, SLG: 1.000 (12.1)																0	0	0	0	0	0	0	
Paul Assenmacher, L OBP: 0.300, SLG: 1.000 (12.1)																0	0	0	0	0	0	0	
Paul Assenmacher, L OBP: 0.300, SLG: 1.000 (12.1)																0	0	0	0	0	0	0	
Paul Assenmacher, L OBP: 0.300, SLG: 1.000 (12.1)																0	0	0	0	0	0	0	
Paul Assenmacher, L OBP: 0.300, SLG: 1.000 (12.1)																0	0	0	0	0	0	0	
Paul Assenmacher, L OBP: 0.300, SLG: 1.000 (12.1)																0	0	0	0	0	0	0	
Paul Assenmacher, L OBP: 0.300, SLG: 1.000 (12.1)																0	0	0	0	0	0	0	
Paul Assenmacher, L OBP: 0.300, SLG: 1.000 (12.1)																0	0	0	0	0	0	0	
Paul Assenmacher, L OBP: 0.3																							

Batter	1	2	3	4	5	6	7	8	9	AB	R	H	RBI	BB	SO	LOB	TOP				
Ron Gant, R OBP: 0.286, SLG: 0.441 (1, 4)	L7		5-3		1B		1B		F9	5	0	2	0	0	0	2					
Ken Oberkfell, L OBP: 0.313, SLG: 0.352 Ed Olwine, R (7, 1)	1B		FC4-6		1B		G3		1B	4	0	3	0	0	0	1					
Jerry Royster, R OBP: 0.333, SLG: 0.333 (9, PH)	1B		1B		1B		1B		1B	0	0	0	0	0	0	0					
Dion James, L OBP: 0.375, SLG: 0.367 (1, 8)	1B		FC4-6		G4-6-3				1B	5	0	2	2	0	0	3					
Dale Murphy, R OBP: 0.322, SLG: 0.421 (1, 9)	K		5-3				F9		K	5	0	1	0	0	2	5					
Ken Griffey, L OBP: 0.301, SLG: 0.315 (1, 7)	4-3				1B		1B			4	0	2	0	0	1	3					
Andres Thomas, R OBP: 0.276, SLG: 0.370 (1, 6)					F2		5-3		6-3	4	0	1	0	0	0	3					
Ted Simmons, S OBP: 0.350, SLG: 0.442 (1, 3)			F8		G6-4-3		4-3		1B	3	1	1	0	1	0	2					
Bruce Benedict, R OBP: 0.296, SLG: 0.283 (1, 2)			K		G6-4-3				F8	4	0	1	0	0	1	4					
German Jimenez, L OBP: 0.500, SLG: 0.500 Gary Roenicke, R OBP: 0.299, SLG: 0.346 Charlie Puleo, R OBP: 0.286, SLG: 0.286 Paul Runge, R OBP: 0.385, SLG: 0.349 (7, 5)	F7				F7		G6-4-3		1B	1	0	0	0	0	0	1					
Inning Stats	R: 0 E: 0 K: 1 S: 15	H: 2 LOB: 2 BB: 0 P: 19	R: 0 E: 0 K: 1 S: 8	H: 1 LOB: 1 BB: 0 P: 13	R: 0 E: 0 K: 0 S: 16	H: 1 LOB: 1 BB: 0 P: 20	R: 0 E: 0 K: 0 S: 4	H: 1 LOB: 1 BB: 1 P: 11	R: 0 E: 0 K: 0 S: 8	H: 2 LOB: 1 BB: 0 P: 10	R: 0 E: 0 K: 0 S: 7	H: 2 LOB: 1 BB: 0 P: 10	R: 0 E: 0 K: 1 S: 10	H: 1 LOB: 1 BB: 0 P: 15	R: 2 E: 0 K: 1 S: 20	H: 4 LOB: 2 BB: 0 P: 23	1B: 14 2B: 1 3B: 0 HR: 0	SF: 0 SAC: 0 DP: 3 HBP: 0	WP: 0 PB: 0 SB: 1 CS: 0	PA: 40	
PITCHER	IP WLS BF H R ER SO BB IBB HBP BLK WP HR S P ERA WHIP	8.2 W 39 15 2 2 3 1 0 0 0 0 0 0 3 127 2.08 1.846	0.1 L 1 0 0 0 1 0 0 0 0 0 0 0 3 3 0.00 0.000																		

Atlanta Braves @ Montreal Expos
Olympic Stadium, Montreal, QB
Sun Jul 03 1988, 3:33 AM EDT
Att: 25,753 - Dome - 70 F

AB 39
R 2
H 15
RBI 2
BB 1
SO 4
LOB 25



Batter	1	2	3	4	5	6	7	8	9	AB	R	H	RBI	BB	SO	LOB	BOTTOM				
Otis Nixon, S OBP: 0.313, SLG: 0.328 (8, 7)	4-3		1B		1B		3B			4	2	3	0	0	0	0					
Rex Hudler, R OBP: 0.418, SLG: 0.423 (1, 4)	S		F6		F7		G5-4-3		3B	4	2	2	1	0	0	3					
Andres Galarraga, R OBP: 0.382, SLG: 0.619 Wallace Johnson, S OBP: 0.366, SLG: 0.351 (8, 3)	K		BB		1B		BB		BB	2	1	1	0	2	1	1					
Hubie Brooks, R OBP: 0.301, SLG: 0.403 Herm Winningham, L OBP: 0.316, SLG: 0.279 (8, 8)	5-3		BB		1B		G5-4-3		BB	4	1	1	2	0	1	2					
Tim Wallach, R OBP: 0.310, SLG: 0.407 Tom Foley, L OBP: 0.287, SLG: 0.350 (8, 5)			2B		BB		4-3			3	1	0	0	1	0	1					
Mike Fitzgerald, R OBP: 0.368, SLG: 0.354 (1, 2)	F8		1B		2B		K		F9	4	1	1	3	0	1	1					
Mitch Webster, S OBP: 0.351, SLG: 0.303 (8, 9)	L3		1B				F7		1B	4	0	2	1	0	0	0					
Luis Rivera, R OBP: 0.259, SLG: 0.324 (1, 6)			2B		1B		F9		F4	4	1	1	0	0	1	1					
John Dopson, L OBP: 0.130, SLG: 0.091 Andy McGaffigan, R (9, 1)	K		K		4-3		K		4-3	4	0	0	0	0	2	2					
Inning Stats	R: 1 E: 0 K: 1 S: 8	H: 1 LOB: 0 BB: 0 P: 11	R: 0 E: 0 K: 0 S: 10	H: 0 LOB: 0 BB: 0 P: 14	R: 6 E: 0 K: 1 S: 17	H: 5 LOB: 1 BB: 2 P: 28	R: 0 E: 0 K: 1 S: 9	H: 1 LOB: 1 BB: 0 P: 14	R: 0 E: 0 K: 2 S: 8	H: 1 LOB: 1 BB: 0 P: 12	R: 0 E: 0 K: 1 S: 7	H: 0 LOB: 0 BB: 0 P: 8	R: 2 E: 0 K: 0 S: 8	H: 2 LOB: 0 BB: 1 P: 14	R: 0 E: 0 K: 0 S: 8	H: 1 LOB: 1 BB: 0 P: 13	1B: 7 2B: 2 3B: 2 HR: 0	SF: 0 SAC: 0 DP: 1 HBP: 0	WP: 0 PB: 0 SB: 3 CS: 0	PA: 36	
PITCHER	IP WLS BF H R ER SO BB IBB HBP BLK WP HR S P ERA WHIP	4.0 L 20 7 7 7 3 2 0 0 0 0 0 0 15 20 0.00 0.500	2.0 L 7 1 0 0 3 0 0 0 0 0 0 0 16 27 9.00 2.000																		

Atlanta Braves @ Montreal Expos
Olympic Stadium, Montreal, QB
Sun Jul 03 1988, 3:33 AM EDT
Att: 25,753 - Dome - 70 F


AB 33
R 9
H 11
RBI 7
BB 3
SO 6
LOB 11



Batter	1	2	3	4	5	6	7	8	9	10	11	AB	R	H	RBI	BB	SO	LOB	TOP	
Otis Nixon, S <small>OBP: 0.297, SLG: 0.299</small> 											4 1 0 0 1 0 3									
Mitch Webster, S <small>OBP: 0.349, SLG: 0.303</small> 											5 0 0 0 0 0 1 5									
Andres Gattarraga, R <small>OBP: 0.388, SLG: 0.621</small> 											5 1 2 1 0 0 0 0									
Hubie Brooks, R <small>OBP: 0.303, SLG: 0.415</small> 											5 1 2 1 0 1 0 1									
Tim Wallach, R <small>OBP: 0.313, SLG: 0.411</small> 											4 0 0 0 0 1 2 1									
Tom Foley, L <small>OBP: 0.304, SLG: 0.365</small> Rex Hudler, R <small>OBP: 0.419, SLG: 0.423</small> 											4 1 3 1 1 0 0 0									
Nelson Santovenia, R <small>OBP: 0.310, SLG: 0.375</small> 											3 0 0 0 0 1 0 5									
Luis Rivera, R <small>OBP: 0.264, SLG: 0.333</small> 											4 0 2 1 1 0 1 1									
Brian Holman, R <small>OBP: 0.286, SLG: 0.286</small> Tim Burke, R <small>OBP: 0.286, SLG: 0.286</small> Joe Hesketh, L <small>OBP: 0.286, SLG: 0.286</small> Jeff Parrett, R <small>OBP: 0.286, SLG: 0.286</small> Wallace Johnson, S <small>OBP: 0.286, SLG: 0.286</small> Neal Heaton, L <small>OBP: 0.286, SLG: 0.286</small> 											3 0 1 0 0 0 1 0									
Inning Stats R: 2 H: 3 E: 0 LOB: 2 K: 1 BB: 2 S: 15 P: 28	R: 0 H: 1 E: 0 LOB: 1 K: 0 BB: 0 S: 7 P: 9	R: 0 H: 0 E: 1 LOB: 2 K: 0 BB: 1 S: 9 P: 15	R: 0 H: 2 E: 0 LOB: 2 K: 0 BB: 1 S: 12 P: 18	R: 0 H: 1 E: 0 LOB: 1 K: 2 BB: 0 S: 10 P: 14	R: 0 H: 0 E: 0 LOB: 0 K: 1 BB: 0 S: 7 P: 9	R: 1 H: 1 E: 0 LOB: 0 K: 0 BB: 0 S: 10 P: 13	R: 0 H: 0 E: 0 LOB: 0 K: 0 BB: 1 S: 5 P: 11	R: 0 H: 0 E: 1 LOB: 0 K: 0 BB: 0 S: 7 P: 12	R: 0 H: 0 E: 0 LOB: 0 K: 1 BB: 0 S: 6 P: 10	R: 1 H: 2 E: 0 LOB: 0 K: 0 BB: 0 S: 8 P: 10	1B: 5 SF: 0 2B: 4 SAC: 2 3B: 1 DP: 1 HR: 1 HBP: 0	WP: 0 PA: 45 PB: 0 SB: 2 CS: 2								
PITCHER Joaquin Andujar, R <small>ERA: 3.72</small> Juan Agosto, L <small>ERA: 2.13</small> Dave Smith, R <small>ERA: 2.76</small>	PITCHER IP 8.0 WLS 3 BF 35 H 8 R 3 ER 3 SO 4 BB 3 IBB 2 HBP 0 BLK 1 WP 0 HR 1 S 75 P 117 ERA 3.38 WHIP 1.375	PITCHER IP 1.0 WLS 0 BF 4 H 1 R 0 ER 0 SO 0 BB 1 IBB 0 HBP 0 BLK 0 WP 0 HR 0 S 7 P 11																		

Montreal Expos @ Houston Astros
 Astrodome, Houston, TX
 Tue Jul 05 1988, 8:05 PM EDT
 Att. 13,342 - Dome - 70 F

AB	38
R	4
H	10
RBI	4
BB	5
SO	5
LOB	16




Batter	1	2	3	4	5	6	7	8	9	10	11	AB	R	H	RBI	BB	SO	LOB	BOTTOM	
Gerald Young, S <small>OBP: 0.339, SLG: 0.318</small> 											5 0 1 0 0 0 0 5									
Rafael Ramirez, R <small>OBP: 0.288, SLG: 0.356</small> 											5 0 0 0 0 0 3 2									
Billy Hatcher, R <small>OBP: 0.333, SLG: 0.374</small> 											5 2 2 0 0 0 0 0									
Glenn Davis, R <small>OBP: 0.314, SLG: 0.458</small> 											3 1 0 0 2 2 2 1									
Kevin Bass, S <small>OBP: 0.318, SLG: 0.384</small> 											5 0 2 0 0 0 1 1									
Buddy Bell, R <small>OBP: 0.285, SLG: 0.241</small> 											5 0 2 1 0 1 4 4									
Jim Pankovits, R <small>OBP: 0.306, SLG: 0.360</small> Craig Reynolds, L <small>OBP: 0.297, SLG: 0.323</small> Alex Trevino, R <small>OBP: 0.345, SLG: 0.333</small> 											3 0 1 0 0 0 0 1									
Craig Biggio, R <small>OBP: 0.179, SLG: 0.259</small> Bill Doran, S <small>OBP: 0.336, SLG: 0.326</small> 											3 0 0 0 0 0 1 2									
Joaquin Andujar, S <small>ERA: 3.72</small> Tim Burke, R <small>ERA: 3.92</small> Joe Hesketh, L <small>ERA: 2.67</small> Jeff Parrett, R <small>ERA: 2.16</small> Neal Heaton, L <small>ERA: 2.76</small> 											1 0 0 0 0 1 0 0									
Inning Stats R: 0 H: 0 E: 0 LOB: 0 K: 8 BB: 11 S: 8 P: 11	R: 0 H: 2 E: 0 LOB: 2 K: 3 BB: 0 S: 15 P: 20	R: 0 H: 0 E: 0 LOB: 0 K: 1 BB: 1 S: 6 P: 13	R: 1 H: 2 E: 0 LOB: 1 K: 0 BB: 0 S: 8 P: 13	R: 0 H: 1 E: 0 LOB: 1 K: 1 BB: 0 S: 12 P: 17																

Batter	1	2	3	4	5	6	7	8	9	AB	R	H	RBI	BB	SO	LOB	TOP								
Otis Nixon, S (1, 8) <small>OBP: 0.308, SLG: 0.300</small>										3	1	1	0	1	0	0									
Rex Hudler, R (1, 4) <small>OBP: 0.400, SLG: 0.400</small>										4	0	1	1	0	0	1									
Andres Calarraga, R (1, 3) <small>OBP: 0.384, SLG: 0.614</small>										4	0	0	0	0	2	2									
Hubie Brooks, R (1, 9) Joe Hesketh, R (9, 1)										4	1	1	0	0	1	0									
Tim Wallach, R (1, 5) <small>OBP: 0.315, SLG: 0.425</small>										4	2	2	1	0	0	1									
Mitch Webster, S (1, 7) <small>OBP: 0.348, SLG: 0.300</small>										2	0	0	1	1	0	1									
Nelson Santovenia, R (1, 2) Herm Winningham, L (9, PR) <small>OBP: 0.377, SLG: 0.950</small> <small>OBP: 0.320, SLG: 0.278</small>										3	0	1	1	0	0	1									
Luis Rivera, R (1, 6) <small>OBP: 0.264, SLG: 0.329</small>										3	0	0	0	1	0	1									
Pascual Perez, R (1, 1) Mike Fitzgerald, R (9, PH) <small>OBP: 0.362, SLG: 0.347</small> <small>ERA: 2.22</small>										3	0	0	0	0	2	0									
Inning Stats	R: 0 E: 0 K: 0 S: 8	H: 0 LOB: 0 BB: 0 P: 13	R: 1 E: 0 K: 0 S: 10	H: 1 LOB: 1 BB: 0 P: 17	R: 0 E: 0 K: 1 S: 14	H: 1 LOB: 0 BB: 0 P: 17	R: 1 E: 0 K: 1 S: 9	H: 1 LOB: 0 BB: 0 P: 14	R: 1 E: 0 K: 2 S: 10	H: 1 LOB: 1 BB: 1 P: 20	R: 0 E: 0 K: 0 S: 15	H: 0 LOB: 0 BB: 0 P: 22	R: 0 E: 0 K: 1 S: 6	H: 0 LOB: 0 BB: 0 P: 9	R: 0 E: 0 K: 0 S: 8	H: 0 LOB: 0 BB: 0 P: 15	R: 1 E: 0 K: 0 S: 6	H: 2 LOB: 1 BB: 1 P: 10	1B: 2 2B: 2 3B: 1 HR: 1	SF: 1 SAC: 0 DP: 1 HBP: 1	WP: 0 PB: 0 SB: 3 CS: 1	PA: 36			
PITCHER	IP	WLS	BF	H	R	ER	SO	BB	IBB	HBP	BLK	WP	HR	S	P	ERA	WHIP								
Jim Deshaies, L (1, 1) <small>ERA: 2.91</small>	7.0	L	28	4	3	3	5	2	0	1	0	0	1	72	112	3.86	0.857								
Juan Agosto, L (8, 1) <small>ERA: 2.22</small>	2.0		8	2	1	1	0	0	1	0	0	0	0	14	25	4.50	1.000								

Montreal Expos @ Houston Astros
Astrodome, Houston, TX
Wed Jul 06 1988, 8:05 PM EDT
Att: 13,553 - Dome - 70 F

AB	31
R	4
H	6
RBI	4
BB	3
SO	5
LOB	9



Batter	1	2	3	4	5	6	7	8	9	AB	R	H	RBI	BB	SO	LOB	BOTTOM								
Gerald Young, S (1, 8) Juan Agosto, L (8, 1)										3	1	0	0	1	1	1									
Rafael Ramirez, R (1, 6) <small>OBP: 0.286, SLG: 0.358</small>										4	0	1	2	0	0	0									
Billy Hatcher, R (1, 7) <small>OBP: 0.332, SLG: 0.372</small>										4	0	1	0	0	1	0									
Glenn Davis, R (1, 3) <small>OBP: 0.313, SLG: 0.455</small>										4	0	1	0	0	0	2									
Kevin Bass, S (1, 9) <small>OBP: 0.317, SLG: 0.380</small>										3	0	0	0	1	0	0									
Buddy Bell, R (1, 5) <small>OBP: 0.276, SLG: 0.232</small>										4	0	0	0	0	2	2									
Jim Pankovits, R (1, 4) Craig Reynolds, L (7, PH) <small>OBP: 0.302, SLG: 0.353</small> <small>OBP: 0.294, SLG: 0.320</small>										2	0	0	0	0	0	0									
Steve Henderson, R (9, PH) <small>OBP: 0.327, SLG: 0.262</small>										1	0	0	0	0	0	0									
Craig Biggio, R (1, 2) <small>OBP: 0.194, SLG: 0.267</small>										3	1	1	0	0	0	0									
Jim Deshaies, L (1, 1) Terry Puhl, L (7, PH) <small>OBP: 0.121, SLG: 0.065</small> <small>OBP: 0.453, SLG: 0.378</small> <small>ERA: 2.99</small>										1	0	0	0	0	1	0									
Inning Stats	R: 0 E: 0 K: 2 S: 7	H: 0 LOB: 0 BB: 0 P: 10	R: 0 E: 0 K: 1 S: 6	H: 0 LOB: 0 BB: 0 P: 9	R: 2 E: 0 K: 0 S: 13	H: 3 LOB: 2 BB: 1 P: 22	R: 0 E: 0 K: 0 S: 8	H: 0 LOB: 0 BB: 0 P: 12	R: 0 E: 0 K: 1 S: 5	H: 0 LOB: 0 BB: 0 P: 8	R: 0 E: 0 K: 0 S: 7	H: 1 LOB: 2 BB: 1 P: 13	R: 0 E: 0 K: 0 S: 9	H: 1 LOB: 1 BB: 0 P: 15	R: 0 E: 0 K: 0 S: 4	H: 0 LOB: 0 BB: 0 P: 6	R: 0 E: 0 K: 1 S: 6	H: 0 LOB: 0 BB: 0 P: 10	1B: 4 2B: 1 3B: 0 HR: 0	SF: 0 SAC: 1 DP: 0 HBP: 0	WP: 0 PB: 0 SB: 1 CS: 0	PA: 34			
PITCHER	IP	WLS	BF	H	R	ER	SO	BB	IBB	HBP	BLK	WP	HR	S	P	ERA	WHIP								
Pascual Perez, R (1, 1) <small>ERA: 1.73</small>	8.0	W	31	5	2	2	4	2	0	0	0	0	0	6	10	0.00	0.000								
Joe Hesketh, L (9, 1) <small>ERA: 2.99</small>	1.0	S	3	0	0	0	1	0	0	0	0	0	0	6	10	0.00	0.000								

Montreal Expos @ Houston Astros
Astrodome, Houston, TX
Wed Jul 06 1988, 8:05 PM EDT
Att: 13,553 - Dome - 70 F

AB	31
R	2
H	5
RBI	2
BB	2
SO	5
LOB	5



Batter	1	2	3	4	5	6	7	8	9	AB	R	H	RBI	BB	SO	LOB	TOP
Otis Nixon, S <small>OBP: 0.307, SLG: 0.316</small> 										4	2	1	1	0	0	2	
Tim Raines, S <small>OBP: 0.372, SLG: 0.433</small> 										5	2	2	2	0	1	3	
Andres Calarraga, R <small>OBP: 0.381, SLG: 0.613</small> 										5	1	1	1	0	2	5	
Hubie Brooks, R <small>OBP: 0.305, SLG: 0.417</small> Joe Hesketh, R <small>OBP: 0.305, SLG: 0.417</small> Jeff Parrett, R <small>OBP: 0.305, SLG: 0.417</small> 										4	0	2	3	1	1	2	
Tim Wallach, R <small>OBP: 0.317, SLG: 0.427</small> 										5	1	3	1	0	0	2	
Tom Foley, L <small>OBP: 0.304, SLG: 0.362</small> 										5	1	1	0	0	0	3	
Nelson Santovenia, R <small>OBP: 0.312, SLG: 0.316</small> 										4	1	0	0	1	1	2	
Luis Rivera, R <small>OBP: 0.273, SLG: 0.332</small> 										3	1	1	1	1	1	0	
Dennis Martinez, R <small>OBP: 0.261, SLG: 0.267</small> Mitch Webster, S <small>OBP: 0.356, SLG: 0.316</small> 										4	0	2	0	0	1	2	
Inning Stats <small>R: 2 H: 3 E: 0 LOB: 1 K: 1 S: 14</small>	<small>R: 4 H: 2 E: 1 LOB: 1 K: 1 S: 12</small>	<small>R: 0 H: 1 E: 0 LOB: 2 K: 1 S: 8</small>	<small>R: 0 H: 1 E: 0 LOB: 2 K: 1 S: 10</small>	<small>R: 2 H: 4 E: 0 LOB: 2 K: 1 S: 11</small>	<small>R: 0 H: 1 E: 0 LOB: 1 K: 0 S: 9</small>	<small>R: 0 H: 0 E: 0 LOB: 0 K: 2 S: 10</small>	<small>R: 1 H: 2 E: 0 LOB: 1 K: 0 S: 12</small>	<small>R: 0 H: 0 E: 0 LOB: 0 K: 0 S: 6</small>	<small>1B: 11 SF: 1 2B: 2 3B: 0 HR: 1</small>	<small>WP: 0 PA: 44</small>							
PITCHER Pete Smith, R <small>ERA: 6.14</small> Rick Mahler, R <small>ERA: 3.81</small> José Álvarez, R <small>ERA: 3.5</small> Ed Olwine, L <small>ERA: 6.14</small> Paul Assenmacher, L <small>ERA: 3.87</small>	<small>IP: 1.1 WLS: 1 BF: 11 H: 4 R: 6 ER: 3 SO: 1 BB: 2 IBB: 0 HBP: 0 BLK: 2 WP: 0 HR: 0 S: 19 P: 33 ERA: 4.91 WHIP: 1.636</small>	<small>IP: 3.2 WLS: 18 BF: 18 H: 6 R: 2 ER: 2 SO: 4 BB: 0 IBB: 0 HBP: 0 BLK: 0 WP: 0 HR: 0 S: 36 P: 54 ERA: 0.00 WHIP: 1.000</small>	<small>IP: 2.0 WLS: 7 BF: 1 H: 0 R: 0 ER: 0 SO: 1 BB: 0 IBB: 0 HBP: 0 BLK: 0 WP: 0 HR: 0 S: 19 P: 33 ERA: 0.00 WHIP: 1.000</small>	<small>IP: 1.0 WLS: 5 BF: 2 H: 2 R: 1 ER: 1 SO: 0 BB: 0 IBB: 0 HBP: 0 BLK: 0 WP: 1 HR: 12 S: 21 P: 21 ERA: 9.00 WHIP: 2.000</small>	<small>IP: 1.0 WLS: 3 BF: 0 H: 0 R: 0 ER: 0 SO: 0 BB: 0 IBB: 0 HBP: 0 BLK: 0 WP: 0 HR: 0 S: 6 P: 9 ERA: 0.00 WHIP: 0.000</small>	PITCHER <small>IP: 1.1 WLS: 1 BF: 11 H: 4 R: 6 ER: 3 SO: 1 BB: 2 IBB: 0 HBP: 0 BLK: 2 WP: 0 HR: 0 S: 19 P: 33 ERA: 4.91 WHIP: 1.636</small>	<small>IP: 3.2 WLS: 18 BF: 18 H: 6 R: 2 ER: 2 SO: 4 BB: 0 IBB: 0 HBP: 0 BLK: 0 WP: 0 HR: 0 S: 36 P: 54 ERA: 0.00 WHIP: 1.000</small>	<small>IP: 2.0 WLS: 7 BF: 1 H: 0 R: 0 ER: 0 SO: 1 BB: 0 IBB: 0 HBP: 0 BLK: 0 WP: 0 HR: 0 S: 19 P: 33 ERA: 0.00 WHIP: 1.000</small>	<small>IP: 1.0 WLS: 5 BF: 2 H: 2 R: 1 ER: 1 SO: 0 BB: 0 IBB: 0 HBP: 0 BLK: 0 WP: 1 HR: 12 S: 21 P: 21 ERA: 9.00 WHIP: 2.000</small>	<small>IP: 1.0 WLS: 3 BF: 0 H: 0 R: 0 ER: 0 SO: 0 BB: 0 IBB: 0 HBP: 0 BLK: 0 WP: 0 HR: 0 S: 6 P: 9 ERA: 0.00 WHIP: 0.000</small>							

Montreal Expos @ Atlanta Braves
 Atlanta-Fulton County Stadium, Atlanta, GA
 Sat Jul 09 1988, 7:05 PM EDT
 Att: 16,747 - Unknown - 91 F

AB	39
R	9
H	13
RBI	9
BB	3
SO	7
LOB	21



Batter	1	2	3	4	5	6	7	8	9	AB	R	H	RBI	BB	SO	LOB	BOTTOM
Ron Gant, R <small>OBP: 0.286, SLG: 0.438</small> 										4	2	2	0	0	0	0	
Ken Oberkfell, L <small>OBP: 0.316, SLG: 0.353</small> 										4	1	1	1	0	1	2	
Gerald Perry, L <small>OBP: 0.377, SLG: 0.444</small> 										3	0	2	0	1	0	0	
Dale Murphy, R <small>OBP: 0.331, SLG: 0.427</small> 										3	0	0	0	1	1	4	
Ken Griffey, L <small>OBP: 0.297, SLG: 0.311</small> 										4	0	0	1	0	0	4	
Andres Thomas, R <small>OBP: 0.274, SLG: 0.363</small> 										4	0	1	0	0	0	2	
Dion James, L <small>OBP: 0.369, SLG: 0.358</small> 										4	0	1	0	0	0	1	
Ozzie Virgil, R <small>OBP: 0.272, SLG: 0.388</small> 										4	1	1	0	0	1	1	
Pete Smith, R <small>ERA: 6.14</small> Rick Mahler, R <small>ERA: 3.81</small> Jerry Royster, R <small>ERA: 3.25</small> José Álvarez, R <small>ERA: 3.5</small> Paul Kung'u, R <small>ERA: 3.5</small> Ed Olwine, L <small>ERA: 6.14</small> Paul Assenmacher, L <small>ERA: 3.87</small> Ted Simmons, S <small>ERA: 3.87</small>	<small>IP: 7.0 WLS: 27 BF: 27 H: 6 R: 2 ER: 2 SO: 2 BB: 1 IBB: 0 HBP: 0 BLK: 1 WP: 0 HR: 0 S: 53 P: 87 ERA: 0.00 WHIP: 1.000</small>	<small>IP: 6.0 WLS: 18 BF: 18 H: 6 R: 2 ER: 2 SO: 4 BB: 0 IBB: 0 HBP: 0 BLK: 0 WP: 0 HR: 0 S: 36 P: 54 ERA: 0.00 WHIP: 1.000</small>	<small>IP: 2.0 WLS: 7 BF: 1 H: 0 R: 0 ER: 0 SO: 1 BB: 0 IBB: 0 HBP: 0 BLK: 0 WP: 0 HR: 0 S: 19 P: 33 ERA: 0.00 WHIP: 1.000</small>	<small>IP: 1.0 WLS: 5 BF: 2 H: 2 R: 1 ER: 1 SO: 0 BB: 0 IBB: 0 HBP: 0 BLK: 0 WP: 1 HR: 12 S: 21 P: 21 ERA: 9.00 WHIP: 2.000</small>	<small>IP: 1.0 WLS: 3 BF: 0 H: 0 R: 0 ER: 0 SO: 0 BB: 0 IBB: 0 HBP: 0 BLK: 0 WP: 0 HR: 0 S: 6 P: 9 ERA: 0.00 WHIP: 0.000</small>	PITCHER <small>IP: 1.1 WLS: 1 BF: 11 H: 4 R: 6 ER: 3 SO: 1 BB: 2 IBB: 0 HBP: 0 BLK: 2 WP: 0 HR: 0 S: 19 P: 33 ERA: 4.91 WHIP: 1.636</small>	<small>IP: 3.2 WLS: 18 BF: 18 H: 6 R: 2 ER: 2 SO: 4 BB: 0 IBB: 0 HBP: 0 BLK: 0 WP: 0 HR: 0 S: 36 P: 54 ERA: 0.00 WHIP: 1.000</small>	<small>IP: 2.0 WLS: 7 BF: 1 H: 0 R: 0 ER: 0 SO: 1 BB: 0 IBB: 0 HBP: 0 BLK: 0 WP: 0 HR: 0 S: 19 P: 33 ERA: 0.00 WHIP: 1.000</small>	<small>IP: 1.0 WLS: 5 BF: 2 H: 2 R: 1 ER: 1 SO: 0 BB: 0 IBB: 0 HBP: 0 BLK: 0 WP: 1 HR: 12 S: 21 P: 21 ERA: 9.00 WHIP: 2.000</small>	<small>IP: 1.0 WLS: 3 BF: 0 H: 0 R: 0 ER: 0 SO: 0 BB: 0 IBB: 0 HBP: 0 BLK: 0 WP: 0 HR: 0 S: 6 P: 9 ERA: 0.00 WHIP: 0.000</small>							
Inning Stats <small>R: 0 H: 1 E: 0 LOB: 1 K: 1 S: 11</small>	<small>R: 0 H: 1 E: 0 LOB: 0 K: 0 S: 8</small>	<small>R: 2 H: 2 E: 1 LOB: 2 K: 1 S: 19</small>	<small>R: 0 H: 0 E: 0 LOB: 0 K: 0 S: 3</small>	<small>R: 0 H: 0 E: 0 LOB: 0 K: 0 S: 5</small>	<small>R: 0 H: 1 E: 0 LOB: 1 K: 0 S: 4</small>	<small>R: 0 H: 1 E: 0 LOB: 1 K: 0 S: 3</small>	<small>R: 2 H: 2 E: 0 LOB: 1 K: 0 S: 13</small>	<small>R: 0 H: 0 E: 0 LOB: 0 K: 1 S: 9</small>	<small>1B: 6 SF: 0 2B: 2 3B: 0 HR: 0</small>	<small>WP: 0 PA: 36</small>							
PITCHER Dennis Martinez, R <small>ERA: 2.61</small> Joe Hesketh, L <small>ERA: 3.09</small> Jeff Parrett, R <small>ERA: 2.12</small>	<small>IP: 7.0 WLS: 27 BF: 27 H: 6 R: 2 ER: 2 SO: 2 BB: 1 IBB: 0 HBP: 0 BLK: 1 WP: 0 HR: 0 S: 53 P: 87 ERA: 0.00 WHIP: 1.000</small>	<small>IP: 6.0 WLS: 18 BF: 18 H: 6 R: 2 ER: 2 SO: 4 BB: 0 IBB: 0 HBP: 0 BLK: 0 WP: 0 HR: 0 S: 36 P: 54 ERA: 0.00 WHIP: 1.000</small>	<small>IP: 2.0 WLS: 7 BF: 1 H: 0 R: 0 ER: 0 SO: 1 BB: 0 IBB: 0 HBP: 0 BLK: 0 WP: 0 HR: 0 S: 19 P: 33 ERA: 0.00 WHIP: 1.000</small>	<small>IP: 1.0 WLS: 5 BF: 2 H: 2 R: 1 ER: 1 SO: 0 BB: 0 IBB: 0 HBP: 0 BLK: 0 WP: 1 HR: 12 S: 21 P: 21 ERA: 9.00 WHIP: 2.000</small>	<small>IP: 1.0 WLS: 3 BF: 0 H: 0 R: 0 ER: 0 SO: 0 BB: 0 IBB: 0 HBP: 0 BLK: 0 WP: 0 HR: 0 S: 6 P: 9 ERA: 0.00 WHIP: 0.000</small>	PITCHER <small>IP: 1.1 WLS: 1 BF: 11 H: 4 R: 6 ER: 3 SO: 1 BB: 2 IBB: 0 HBP: 0 BLK: 2 WP: 0 HR: 0 S: 19 P: 33 ERA: 4.91 WHIP: 1.636</small>	<small>IP: 3.2 WLS: 18 BF: 18 H: 6 R: 2 ER: 2 SO: 4 BB: 0 IBB: 0 HBP: 0 BLK: 0 WP: 0 HR: 0 S: 36 P: 54 ERA: 0.00 WHIP: 1.000</small>	<small>IP: 2.0 WLS: 7 BF: 1 H: 0 R: 0 ER: 0 SO: 1 BB: 0 IBB: 0 HBP: 0 BLK: 0 WP: 0 HR: 0 S: 19 P: 33 ERA: 0.00 WHIP: 1.000</small>	<small>IP: 1.0 WLS: 5 BF: 2 H: 2 R: 1 ER: 1 SO: 0 BB: 0 IBB: 0 HBP: 0 BLK: 0 WP: 1 HR: 12 S: 21 P: 21 ERA: 9.00 WHIP: 2.000</small>	<small>IP: 1.0 WLS: 3 BF: 0 H: 0 R: 0 ER: 0 SO: 0 BB: 0 IBB: 0 HBP: 0 BLK: 0 WP: 0 HR: 0 S: 6 P: 9 ERA: 0.00 WHIP: 0.000</small>							

Montreal Expos @ Atlanta Braves
 Atlanta-Fulton County Stadium, Atlanta, GA
 Sat Jul 09 1988, 7:05 PM EDT
 Att: 16,747 - Unknown - 91 F

AB	34
R	4
H	8
RBI	2
BB	2
SO	3
LOB	15



Batter	1	2	3	4	5	6	7	8	9	10	11	12	13	AB	R	H	RBI	BB	SO	LOB	TOP							
Olis Nixon, S OBP: 0.301, SLG: 0.310 (1.8)	F8		F2			F2		SH1-4		1-3		L7		5	0	1	0	0	0	0								
Tim Raines, S OBP: 0.371, SLG: 0.431 (1.7)	F4		K			E6		CS		1-3		1-3		6	0	2	1	0	1	1								
Andres Galarraga, R OBP: 0.381, SLG: 0.607 (1.3)	5-3				K			CS		1-2		1B		5	0	1	0	1	2	2								
Hubie Brooks, R ERA: 2.72 (1.4)		1-2																										
Joe Hesketh, R ERA: 3.33 (1.1)																												
Wallace Johnson, S ERA: 3.24 (1.2)																												
Jeff Farrert, R ERA: 2.02 (1.1)																												
Graig Nettles, L ERA: 3.16 (1.1)																												
Pascual Perez, R ERA: 2.02 (1.1)																												
Neal Heaton, L ERA: 5.18 (1.3)																												
Tim Wallach, R OBP: 0.312, SLG: 0.419 (1.5)	F8					L8		FC6-4		F7		1B		4	1	2	0	0	0	1								
Mike Fitzgerald, R OBP: 0.420, SLG: 0.448 (1.2)																												
Rex Hudler, R OBP: 0.368, SLG: 0.364 (1.4)																												
Tom Foley, L OBP: 0.309, SLG: 0.367 (0.8)	F4																											
Luis Rivera, R OBP: 0.271, SLG: 0.328 (1.6)	L4																											
Brian Holman, R OBP: 0.222, SLG: 0.222 (1.1)																												
Andy McGaffigan, R ERA: 2.02 (1.1)																												
Mitch Webster, S OBP: 0.354, SLG: 0.313 (0.9)																												
Inning Stats	R: 0 E: 0 K: 0 S: 5	H: 0 LOB: 0 BB: 0 P: 7	R: 0 E: 0 K: 0 S: 13	H: 2 LOB: 2 BB: 0 P: 17	R: 0 E: 0 K: 2 S: 8	H: 0 LOB: 0 BB: 0 P: 11	R: 0 E: 0 K: 1 S: 9	H: 0 LOB: 0 BB: 0 P: 13	R: 0 E: 0 K: 1 S: 14	H: 1 LOB: 1 BB: 0 P: 22	R: 0 E: 0 K: 1 S: 9	H: 0 LOB: 0 BB: 0 P: 15	R: 1 E: 2 K: 0 S: 9	H: 1 LOB: 1 BB: 0 P: 13	R: 1 E: 0 K: 0 S: 11	H: 2 LOB: 1 BB: 1 P: 18	R: 0 E: 0 K: 2 S: 11	H: 1 LOB: 1 BB: 0 P: 17	R: 0 E: 0 K: 1 S: 8	H: 1 LOB: 1 BB: 0 P: 10	R: 0 E: 1 K: 1 S: 12	H: 1 LOB: 1 BB: 0 P: 19	R: 2 E: 1 K: 2 S: 15	H: 3 LOB: 2 BB: 0 P: 20	1B: 12 2B: 0 3B: 0 HR: 0	SF: 0 SAC: 1 DP: 1 HBP: 0	W/P: 0 PB: 0 SB: 0 CS: 2	PA: 54
PITCHER	IP	WLS	BF	H	R	ER	SO	BB	IBB	HBP	BLK	WP	HR	S	P	ERA	WHIP											
Tom Glavine, L ERA: 5.38 (1.1)	7.0		26	4	1	1	5	0	0	0	0	0	0	67	98	1.29	0.571											
Paul Assenmacher, L ERA: 3.83 (0.8)	0.1		3	1	1	0	0	1	0	0	0	0	0	8	13	27.00	6.000											
Jose Alvarez, R ERA: 3.33 (0.8)	2.2		11	3	0	0	2	0	1	0	0	0	0	22	37	0.00	1.125											
Charlie Puleo, R ERA: 4.01 (1.1)	2.0		8	2	0	0	2	0	0	0	0	0	0	20	29	0.00	1.000											
Bruce Sutter, R ERA: 3.57 (1.3)	1.0	L	6	3	2	2	2	0	0	0	0	0	0	15	20	18.00	3.000											
Batter	1	2	3	4	5	6	7	8	9	10	11	12	13	AB <td>R <td>H <td>RBI <td>BB <td>SO <td>LOB <td>BOTTOM</td> </td></td></td></td></td></td>	R <td>H <td>RBI <td>BB <td>SO <td>LOB <td>BOTTOM</td> </td></td></td></td></td>	H <td>RBI <td>BB <td>SO <td>LOB <td>BOTTOM</td> </td></td></td></td>	RBI <td>BB <td>SO <td>LOB <td>BOTTOM</td> </td></td></td>	BB <td>SO <td>LOB <td>BOTTOM</td> </td></td>	SO <td>LOB <td>BOTTOM</td> </td>	LOB <td>BOTTOM</td>	BOTTOM							
Ron Gant, R OBP: 0.264, SLG: 0.432 (1.4)	F5		F9			L8		SH5-4		6-3		F6		6	1	1	0	0	0	1								
Ken Oberkfell, L OBP: 0.312, SLG: 0.347 (1.5)	F8		F9			4-3		SH5-4						5	0	0	0	0	0	0								
Gerald Perry, L OBP: 0.380, SLG: 0.443 (1.3)	F7				4-3			G6-3						5	0	2	1	1	0	0								
Dale Murphy, R OBP: 0.329, SLG: 0.422 (1.9)		L7			F7			G6-3		G6-3																		
Ken Griffey, L OBP: 0.305, SLG: 0.311 (1.7)					L8			G6-3																				
Andres Thomas, R OBP: 0.276, SLG: 0.363 (1.6)						6-3		BLK																				
Dion James, L OBP: 0.370, SLG: 0.356 (1.8)								BLK																				
Bruce Benedict, R OBP: 0.310, SLG: 0.308 (1.2)								BLK																				
Tom Glavine, L ERA: 5.38 (1.1)																												
Paul Assenmacher, L ERA: 3.83 (0.8)																												
Jose Alvarez, R ERA: 3.33 (0.8)																												
Charlie Puleo, R ERA: 4.01 (1.1)																												
Bruce Sutter, R ERA: 3.57 (1.3)																												
Inning Stats	R: 0 E: 0 K: 0 S: 5	H: 0 LOB: 0 BB: 0 P: 11	R: 0 E: 0 K: 0 S: 8	H: 1 LOB: 2 BB: 1 P: 17	R: 0 E: 0 K: 0 S: 5	H: 0 LOB: 0 BB: 0 P: 6	R: 0 E: 0 K: 0 S: 5	H: 0 LOB: 0 BB: 0 P: 12	R: 0 E: 0 K: 0 S: 8	H: 2 LOB: 1 BB: 0 P: 11	R: 0 E: 0 K: 1 S: 9	H: 0 LOB: 1 BB: 0 P: 16	R: 1 E: 2 K: 0 S: 15	H: 2 LOB: 1 BB: 0 P: 23	R: 1 E: 0 K: 0 S: 8	H: 2 LOB: 0 BB: 0 P: 9	R: 0 E: 0 K: 2 S: 11	H: 0 LOB: 0 BB: 0 P: 16	R: 0 E: 0 K: 1 S: 7	H: 2 LOB: 2 BB: 1 P: 18	R: 0 E: 0 K: 1 S: 8	H: 0 LOB: 1 BB: 1 P: 17	R: 0 E: 0 K: 1 S: 7	H: 0 LOB: 0 BB: 0 P: 8	1B: 9 2B: 0 3B: 0 HR: 0	SF: 0 SAC: 2 DP: 1 HBP: 0	W/P: 0 PB: 0 SB: 1 CS: 0	PA: 49
PITCHER	IP	WLS	BF	H	R	ER	SO	BB	IBB	HBP	BLK	WP	HR	S	P	ERA	WHIP											
Brian Holman, R ERA: 2.39 (1.1)	6.0		24	5	1	1	0	2	0	0	0	0	0	46	83	1.50	1.167											
Andy McGaffigan, R ERA: 3.42 (0.7)	1.0		3	0	0	0	1	0	0	0	0	0	0	10	13	0.00	0.000											
Joe Hesketh, L ERA: 3.16 (0.8)	2.0		7	2	1	1	2	0	0	0	0	0	0	19	25	4.50	1.000											
Jeff Farrert, R ERA: 2.02 (1.0)	3.0	W	12	2	0	0	3	1	1	0	0	0	0	24	44	0.00	1.000											
Neal Heaton, L ERA: 5.18 (1.3)	1.0	S	3	0	0	0	1	0	0	0	0	0	0	7	8	0.00	0.000											

Montreal Expos @ Atlanta Braves
Atlanta-Fulton County Stadium, Atlanta, GA
Sun Jul 10 1988, 3:33 AM EDT
Att. 23,333 - Sunny - 95 F

livebaseballscorecards.com

AB 51
R 4
H 13
RBI 4
BB 2
SO 11
LOB 26



Montreal Expos @ Atlanta Braves
Atlanta-Fulton County Stadium, Atlanta, GA
Sun Jul 10 1988, 3:33 AM EDT
Att. 23,333 - Sunny - 95 F

livebaseballscorecards.com


AB 43
R 2
H 9
RBI 1
BB 4
SO 7
LOB 14



Batter	1	2	3	4	5	6	7	8	9	10	AB	R	H	RBI	BB	SO	LOB	TOP				
Barry Larkin, R OBP: 0.352, SLG: 0.439	F9		F8			5-3			F3		4	0	0	0	0	0	0					
Kal Daniels, L OBP: 0.417, SLG: 0.461	E BB		K			4-3			F7		3	0	0	0	1	1	0					
Chris Sabo, R OBP: 0.351, SLG: 0.521	E6							L8	K		4	0	1	0	0	1	1					
Paul O'Neill, L OBP: 0.313, SLG: 0.414	G3-6-1					F8		6-3		K	4	0	1	0	0	1	3					
Eric Davis, R OBP: 0.324, SLG: 0.440		6-3				F8		6-3		2-3	4	0	0	0	0	0	1					
Nick Esasky, R OBP: 0.332, SLG: 0.414		F4				K		F8		F3	4	0	0	0	0	1	1					
Bo Diaz, R OBP: 0.241, SLG: 0.338		1-0				F7					3	0	1	0	0	0	0					
Herm Winningham, L (8, PR) OBP: 0.320, SLG: 0.278						1B					0	0	0	0	0	0	0					
Jeff Reed, L OBP: 0.292, SLG: 0.276											0	0	0	0	0	0	0					
Jeff Treadway, L OBP: 0.328, SLG: 0.370		2-2				G3			F7		3	0	0	0	0	0	2					
Danny Jackson, R OBP: 0.125, SLG: 0.149						K			B1-3		3	0	0	0	0	2	1					
Inning Stats	R: 0 E: 1 K: 0 S: 8	H: 0 LOB: 1 BB: 1 P: 14	R: 0 E: 0 K: 0 S: 8	H: 1 LOB: 1 BB: 0 P: 14	R: 0 E: 0 K: 2 S: 7	H: 0 LOB: 0 BB: 0 P: 10	R: 0 E: 0 K: 1 S: 8	H: 1 LOB: 0 BB: 0 P: 12	R: 0 E: 0 K: 1 S: 9	H: 0 LOB: 0 BB: 0 P: 13	R: 0 E: 0 K: 0 S: 7	H: 1 LOB: 1 BB: 0 P: 16	R: 0 E: 0 K: 1 S: 8	H: 0 LOB: 1 BB: 0 P: 9	R: 0 E: 0 K: 1 S: 8	H: 0 LOB: 0 BB: 0 P: 13	R: 0 E: 0 K: 1 S: 8	H: 0 LOB: 0 BB: 0 P: 13	1B: 2 2B: 1 3B: 0 HR: 0	SF: 0 SAC: 0 DP: 1 HBP: 0	WP: 0 PB: 0 SB: 0 CS: 2	PA: 33
PITCHER	IP 8.0	WLS L	BF 27	H 3	R 0	ER 0	SO 4	BB 1	IBB 0	HBP 0	BLK 0	WP 0	HR 0	S 64	P 100	ERA 0.00	WHIP 0.500					
Pascual Perez, R ERA: 1.58																						
Jeff Parrett, R ERA: 1.96																						

Cincinnati Reds @ Montreal Expos
Olympic Stadium, Montreal, QB
Thu Jul 14 1988, 7:05 PM EDT
Att. 28,813 - Dome - 70 F


AB 32
R 0
H 3
RBI 0
BB 1
SO 6
LOB 9



Batter	1	2	3	4	5	6	7	8	9	10	AB	R	H	RBI	BB	SO	LOB	BOTTOM						
Otis Nixon, S OBP: 0.289, SLG: 0.295	K		5-3			B1-3		G3			4	0	0	0	1	0								
Tim Raines, S OBP: 0.370, SLG: 0.428	5-3					F9		1B		K	4	0	1	0	0	1	0							
Andres Galaraga, R OBP: 0.379, SLG: 0.603	4-3					1-3		1B		6-3	4	0	1	0	0	0	0							
Hubie Brooks, R OBP: 0.306, SLG: 0.419		4-3				K		5-3		1B	4	0	1	0	0	1	2							
Tim Wallach, R OBP: 0.311, SLG: 0.417		F7				FC4-6		K		K	4	0	1	0	0	2	1							
Nelson Santovenia, R OBP: 0.310, SLG: 0.374						L7		4-3		6-3	4	0	1	0	0	0	1							
Rex Hudler, R OBP: 0.333, SLG: 0.324		F8				FC4-6		K		K	4	1	0	0	0	2	2							
Luis Rivera, R OBP: 0.271, SLG: 0.335						L9		6-3		K	4	0	1	1	0	0	1							
Pascual Perez, R ERA: 1.58						G3		1-3		1-3	2	0	0	0	0	1	0							
Tracy Jones, R (8, PH) OBP: 0.301, SLG: 0.274											1	0	0	0	0	0	0							
Jeff Parrett, R ERA: 1.96											0	0	0	0	0	0	0							
Inning Stats	R: 0 E: 0 K: 1 S: 11	H: 0 LOB: 0 BB: 0 P: 17	R: 0 E: 0 K: 0 S: 10	H: 1 LOB: 1 BB: 0 P: 12	R: 0 E: 0 K: 0 S: 5	H: 0 LOB: 0 BB: 0 P: 6	R: 0 E: 0 K: 1 S: 7	H: 0 LOB: 0 BB: 0 P: 11	R: 0 E: 0 K: 0 S: 7	H: 1 LOB: 1 BB: 0 P: 10	R: 0 E: 0 K: 1 S: 9	H: 2 LOB: 2 BB: 0 P: 12	R: 0 E: 0 K: 2 S: 12	H: 0 LOB: 0 BB: 0 P: 16	R: 0 E: 0 K: 0 S: 7	H: 0 LOB: 0 BB: 0 P: 10	R: 0 E: 0 K: 2 S: 10	H: 1 LOB: 1 BB: 0 P: 14	R: 1 E: 0 K: 1 S: 9	H: 1 LOB: 1 BB: 0 P: 13	1B: 5 2B: 0 3B: 1 HR: 0	SF: 0 SAC: 0 DP: 0 HBP: 0	WP: 1 PB: 0 SB: 1 CS: 0	PA: 35
PITCHER	IP 9.1	WLS L	BF 35	H 6	R 1	ER 1	SO 8	BB 0	IBB 0	HBP 0	BLK 0	WP 1	HR 0	S 87	P 121	ERA 0.96	WHIP 0.643							
Danny Jackson, L ERA: 3.11																								

Cincinnati Reds @ Montreal Expos
Olympic Stadium, Montreal, QB
Thu Jul 14 1988, 7:05 PM EDT
Att. 28,813 - Dome - 70 F

AB 35
R 1
H 6
RBI 1
BB 0
SO 8
LOB 7



Batter	1	2	3	4	5	6	7	8	9	AB	R	H	RBI	BB	SO	LOB	TOP				
Barry Larkin, R (1, 6) OBP: 0.355, SLG: 0.439	4-2 S BB		0-1 4-3			0-1 4-3		1-1 SH3-4 FC3-2 BB 1B	0-2 1B SF7	4	1	2	0	1	0	0					
Kal Daniels, L (1, 7) OBP: 0.419, SLG: 0.462	1-3 K			1-3 K		0-1 4-3 1B		4-0 FC3-2 SH3-4 1-2 HR BB	3-0 1B SF7	4	2	2	0	1	2	1					
Chris Sabo, R (1, 5) OBP: 0.350, SLG: 0.519	1-1 6-3			0-0 CS 1B		3-1 4-3 1-2		0-0 SH3-4	0-0 SF7	3	0	1	1	0	0	2					
Paul O'Neill, L (1, 9) OBP: 0.314, SLG: 0.414	1-1 4-3			3-1 1B S 1-2 1B		0-0 F8		2-1 FC3-2 HR	3-1 1B	5	1	2	1	0	0	4					
Eric Davis, R (1, 8) OBP: 0.326, SLG: 0.451		2-2 F8		2-2 S 1B		3-3 K		1-0 HR	2-3 K	5	1	2	3	0	2	1					
Nick Esasky, R (1, 3) OBP: 0.331, SLG: 0.408	1-3 K			3-3 K		1-2 6-3		4-2 1B BB		3	0	0	0	1	2	2					
Bo Diaz, R (1, 2) John Franco, L (8, 1)	1-1 F8			0-0 6-3		2-1 E5 3B		0-0 1-2 1B		4	1	1	0	0	0	0					
Jeff Treadway, L (1, 4) Dave Concepcion, R (8, PH)			0-2 L7		1-0 L7	1-2 1-H 3B		3-3 K		3	0	1	1	0	0	0					
Jose Rijo, R (1, 1) Jeff Reed, L (8, 2) OBP: 0.290, SLG: 0.274			0-3 K		0-0 G3	0-2 6-3			2-1 L7	3	0	0	0	0	1	1					
Inning Stats	R: 0 E: 0 K: 1 S: 10	H: 0 LOB: 1 BB: 1 P: 17	R: 0 E: 0 K: 1 S: 8	H: 0 LOB: 0 BB: 0 P: 12	R: 0 E: 0 K: 1 S: 8	H: 3 LOB: 0 BB: 0 P: 8	R: 0 E: 0 K: 2 S: 14	H: 3 LOB: 2 BB: 0 P: 21	R: 0 E: 0 K: 0 S: 3	H: 1 LOB: 1 BB: 0 P: 4	R: 1 E: 1 K: 1 S: 15	H: 1 LOB: 1 BB: 0 P: 22	R: 3 E: 0 K: 1 S: 13	H: 3 LOB: 2 BB: 2 P: 28	R: 2 E: 0 K: 1 S: 15	H: 3 LOB: 1 BB: 0 P: 23	1B: 9 2B: 0 3B: 1 HR: 1	SF: 1 SAC: 1 DP: 0 HBP: 0	WP: 0 PB: 0 SB: 3 CS: 1	PA: 41	
PITCHER	IP WLS BF H R ER SO BB IBB HBP BLK WP HR S P ERA WHIP	7.0 L 27 5 1 0 6 1 0 0 0 0 0 66 94 0.00 0.857	0.2 L 7 3 3 3 0 2 0 0 0 0 1 10 22 40.50 7.500	0.1 L 1 0 0 0 1 0 0 0 0 0 0 15 23 18.00 3.000																	

Cincinnati Reds @ Montreal Expos
Olympic Stadium, Montreal, QB
Fri Jul 15 1988, 7:05 PM EDT
Att: 22,184 - Dome - 70 F

AB 35
R 6
H 11
RBI 6
BB 3
SO 8
LOB 13



Batter	1	2	3	4	5	6	7	8	9	AB	R	H	RBI	BB	SO	LOB	BOTTOM				
Otis Nixon, S (1, 8) OBP: 0.277, SLG: 0.283	0-2 6-3		3-2 4-3			0-0 4-3		1-3 K		4	0	0	0	0	1	1					
Tim Raines, S (1, 7) OBP: 0.371, SLG: 0.432	2-1 FC4-6 1B			0-0 F7		0-1 E 2B		1-3 K		4	1	2	0	0	1	0					
Andres Galarraga, R (1, 3) OBP: 0.379, SLG: 0.666	0-0 FC4-6 1-2 1B			2-3 K		1-1 FC6 4-3 1B 2-H		2-2 HR		4	2	1	1	0	1	1					
Hubie Brooks, R (1, 9) OBP: 0.303, SLG: 0.414	2-3 K			0-0 6-3		0-0 4-3		2-0 F8		4	0	0	0	0	1	2					
Tim Wallach, R (1, 5) OBP: 0.313, SLG: 0.416		0-2 F9			0-0 5-3		1-1 CS 1B		4-1 BB	3	0	1	1	1	0	0					
Tom Foley, L (1, 4) Rex Hudler, R (8, PH) OBP: 0.326, SLG: 0.316		0-0 G3			2-2 F7		3-3 K 1-2		1-1 F4	3	0	0	0	0	1	1					
Nelson Santovenia, R (1, 2) OBP: 0.309, SLG: 0.364		1-3 K			1-2 F7			1-1 1-3		3	0	0	0	0	1	0					
Luis Rivera, R (1, 6) OBP: 0.268, SLG: 0.331			1-0 6-3			0-1 F7		1-3 K		3	0	0	0	0	1	0					
John Dopson, L (1, 1) Jeff Parrett, R (8, 1) Joe Hesketh, R (8, 1) Tracy Jones, R (8, PH) Tim Burke, R (9, 1) OBP: 0.309, SLG: 0.274			2-3 K			0-3 K		4-2 BB		2	0	0	0	0	2	0					
Inning Stats	R: 0 E: 0 K: 1 S: 12	H: 1 LOB: 1 BB: 0 P: 16	R: 0 E: 0 K: 1 S: 7	H: 0 LOB: 0 BB: 0 P: 8	R: 0 E: 0 K: 1 S: 5	H: 0 LOB: 0 BB: 0 P: 7	R: 0 E: 0 K: 0 S: 11	H: 0 LOB: 0 BB: 0 P: 14	R: 0 E: 0 K: 1 S: 6	H: 0 LOB: 1 BB: 0 P: 6	R: 2 E: 1 K: 1 S: 12	H: 2 LOB: 1 BB: 0 P: 14	R: 0 E: 0 K: 2 S: 10	H: 0 LOB: 1 BB: 1 P: 17	R: 1 E: 0 K: 1 S: 10	H: 1 LOB: 1 BB: 1 P: 20	1B: 2 2B: 2 3B: 0 HR: 1	SF: 0 SAC: 0 DP: 1 HBP: 0	WP: 0 PB: 0 SB: 0 CS: 1	PA: 33	
PITCHER	IP WLS BF H R ER SO BB IBB HBP BLK WP HR S P ERA WHIP	7.0 S 9 1 1 1 3 2 0 0 0 0 1 20 37 4.50 1.500																			

Cincinnati Reds @ Montreal Expos
Olympic Stadium, Montreal, QB
Fri Jul 15 1988, 7:05 PM EDT
Att: 22,184 - Dome - 70 F

AB 31
R 3
H 4
RBI 2
BB 2
SO 9
LOB 6



Batter	1	2	3	4	5	6	7	8	9	AB	R	H	RBI	BB	SO	LOB	TOP					
Barry Larkin, R OBP: 0.351, SLG: 0.434	F2		6-3		4-3			F8		4	0	0	0	0	0	1	<p>Cincinnati Reds @ Montreal Expos</p> <p>Olympic Stadium, Montreal, QB</p> <p>Sat Jul 16 1988, 7:05 PM EDT</p> <p>Att: 26,288 - Dome - 70 F</p>					
Chris Sabo, R OBP: 0.346, SLG: 0.512	F8		K					5-3		4	0	0	0	0	1							
Kal Daniels, L OBP: 0.417, SLG: 0.459	1B			K					F7	4	0	1	0	0	1	0						
Eric Davis, R OBP: 0.328, SLG: 0.451	1B			G3	1B				F7	4	0	2	0	0	1	0						
Paul O'Neill, L OBP: 0.313, SLG: 0.412	FC6			G3					F8	4	0	1	0	0	0	3						
Nick Esasky, R OBP: 0.325, SLG: 0.400		F8		F4					F8	4	0	0	0	0	0	2						
Bo Diaz, R OBP: 0.243, SLG: 0.349		L6							F8	3	1	1	1	0	0	0						
Jeff Treadway, L OBP: 0.328, SLG: 0.377		K							F8	3	0	1	0	0	1	0						
Tom Browning, L OBP: 0.200, SLG: 0.190										2	0	0	0	0	1	0						
Rob Dibble, L Eddie Milner, L Frank Williams, R			K						F5	0	0	0	0	0	0	0						
										1	0	0	0	0	0	1						
										0	0	0	0	0	0	0						
Inning Stats	R: 0 E: 0 K: 0 S: 8	H: 2 LOB: 2 BB: 0 P: 12	R: 0 E: 0 K: 1 S: 10	H: 0 LOB: 0 BB: 0 P: 16	R: 0 E: 0 K: 2 S: 9	H: 0 LOB: 0 BB: 0 P: 13	R: 0 E: 0 K: 1 S: 11	H: 1 LOB: 1 BB: 0 P: 13	R: 1 E: 0 K: 0 S: 8	H: 1 LOB: 0 BB: 0 P: 9	R: 0 E: 0 K: 0 S: 7	H: 0 LOB: 0 BB: 0 P: 8	R: 0 E: 0 K: 0 S: 8	H: 0 LOB: 0 BB: 0 P: 9	R: 0 E: 0 K: 0 S: 11	H: 1 LOB: 1 BB: 0 P: 14	R: 0 E: 0 K: 1 S: 8	H: 1 LOB: 1 BB: 0 P: 12	1B: 5 2B: 0 3B: 0 HR: 1	SF: 0 SAC: 0 DP: 0 HBP: 0	WP: 0 PB: 0 SB: 0 CS: 0	PA: 33
PITCHER Dennis Martinez, R ERA: 2.51	IP: 9.0 WLS: W BF: 33 H: 6 R: 1 ER: 1 SO: 5 BB: 0 IBB: 0 HBP: 0 BLK: 0 WP: 0 HR: 1 S: 80 P: 106 ERA: 1.00 WHIP: 0.667															PITCHER	IP: 9.0 WLS: W BF: 33 H: 6 R: 1 ER: 1 SO: 5 BB: 0 IBB: 0 HBP: 0 BLK: 0 WP: 0 HR: 1 S: 80 P: 106 ERA: 1.00 WHIP: 0.667					

AB	33
R	1
H	6
RBI	1
BB	0
SO	5
LOB	8



Batter	1	2	3	4	5	6	7	8	9	AB	R	H	RBI	BB	SO	LOB	BOTTOM					
Otis Nixon, S OBP: 0.286, SLG: 0.277	K				F8					2	1	0	1	2	1	0	<p>Cincinnati Reds @ Montreal Expos</p> <p>Olympic Stadium, Montreal, QB</p> <p>Sat Jul 16 1988, 7:05 PM EDT</p> <p>Att: 26,288 - Dome - 70 F</p>					
Tim Raines, S OBP: 0.376, SLG: 0.460	2B	BB			HR					4	2	3	3	0	0	3						
Andres Galarraga, R OBP: 0.377, SLG: 0.697	4-3			6-3						4	1	1	0	0	1	1						
Hubie Brooks, R OBP: 0.305, SLG: 0.422				F3						3	1	1	2	1	0	0						
Tim Wallach, R OBP: 0.310, SLG: 0.412	K			F7						4	0	0	0	0	2	2						
Nelson Santovenia, R OBP: 0.309, SLG: 0.377		HBP			5-3					4	1	2	0	0	1	0						
Rex Hudler, R OBP: 0.311, SLG: 0.300										2	0	0	0	0	0	1						
Tom Foley, L OBP: 0.307, SLG: 0.359		B5			6-3					1	0	0	0	1	0	1						
Luis Rivera, R OBP: 0.267, SLG: 0.329										4	0	1	0	0	0	2						
Dennis Martinez, R OBP: 0.260, SLG: 0.250										3	0	0	0	0	0	2						
Inning Stats	R: 0 E: 0 K: 2 S: 9	H: 1 LOB: 2 BB: 1 P: 19	R: 1 E: 0 K: 0 S: 8	H: 2 LOB: 2 BB: 1 P: 18	R: 0 E: 0 K: 0 S: 10	H: 0 LOB: 0 BB: 0 P: 15	R: 0 E: 0 K: 0 S: 5	H: 0 LOB: 0 BB: 0 P: 8	R: 3 E: 0 K: 0 S: 12	H: 3 LOB: 0 BB: 0 P: 16	R: 0 E: 0 K: 1 S: 11	H: 0 LOB: 1 BB: 1 P: 19	R: 2 E: 0 K: 2 S: 14	H: 1 LOB: 0 BB: 1 P: 23	R: 0 E: 0 K: 0 S: 7	H: 1 LOB: 1 BB: 0 P: 10	R: 0 E: 0 K: 0 S: 7	H: 1 LOB: 1 BB: 0 P: 10	1B: 2 2B: 4 3B: 0 HR: 3	SF: 0 SAC: 0 DP: 1 HBP: 1	WP: 0 PB: 1 SB: 2 CS: 0	PA: 36
PITCHER Tom Browning, L ERA: 3.53 Rob Dibble, R ERA: 1.54 Frank Williams, R ERA: 2.68	IP: 5.0 WLS: L BF: 23 H: 4 R: 4 ER: 4 SO: 2 BB: 4 IBB: 0 HBP: 0 BLK: 0 WP: 0 HR: 2 S: 44 P: 76 ERA: 7.20 WHIP: 1.600															PITCHER	IP: 5.0 WLS: L BF: 23 H: 4 R: 4 ER: 4 SO: 2 BB: 4 IBB: 0 HBP: 0 BLK: 0 WP: 0 HR: 2 S: 44 P: 76 ERA: 7.20 WHIP: 1.600					

AB	31
R	6
H	8
RBI	6
BB	4
SO	5
LOB	12



Batter	1	2	3	4	5	6	7	8	9	AB	R	H	RBI	BB	SO	LOB	TOP		
Barry Larkin, R (1, 6) OBP: 0.350, SLG: 0.435	0-2 4-3			0-1 6-3		1-0 5-3		1-0 FC4-2 1-3 2B		4	0	1	0	0	0	0	Cincinnati Reds @ Montreal Expos Olympic Stadium, Montreal, QB Sun Jul 17 1988, 3:33 AM EDT Att: 28,045 - Dome - 70 F		
Chris Sabo, R (1, 5) OBP: 0.342, SLG: 0.506	2-3 K		3-2 F8		1-3 K		0-1 6-3		4	0	0	0	0	0	2	2			
Kal Daniels, L (1, 7) OBP: 0.413, SLG: 0.452	1-3 K		0-3 K		0-0 F7		0-0 FC4-2 2-3 3-H 4-2 BB		4	0	0	0	0	0	2	2			
Eric Davis, R (1, 8) OBP: 0.333, SLG: 0.454		2-3 K		1-1 HR		3-1 E 1B		1-2 BB		3	2	2	0	1	1	0			
Paul O'Neill, L (1, 3) OBP: 0.313, SLG: 0.420	0-2 4-3		1-0 SAFE 1 SAFE 2 SAFE 3 SAFE B	1-0 HR		1-2 L8		0-0 L7		4	1	1	2	0	0	3			
Eddie Milner, L (1, 9) OBP: 0.256, SLG: 0.225	2-0 F7		0-0 F5		3-2 BB 1B		2-2 F5		4	0	1	0	0	0	0	0			
Jeff Reed, L (1, 2) OBP: 0.289, SLG: 0.268			3-1 F5		3-1 F8		2-2 4-3		0	0	0	0	0	0	0	0			
Jeff Treadway, L (1, 4) OBP: 0.324, SLG: 0.371 John Franco, L (9, 1)			0-3 K		0-1 4-3		1-2 BB		4	0	0	0	0	0	2	2			
Jack Armstrong, R (1, 1) Dave Collins, S (8, PH) Rob Murphy, L (8, 1) Ron Oester, S (9, 4)			3-2 5-3		1-1 1-3		2-0 FC4-2 2B 1B		2	0	0	0	0	0	0	0			
Inning Stats	R: 0 E: 0 K: 2 S: 14	H: 0 LOB: 0 BB: 0 P: 17	R: 0 E: 0 K: 1 S: 7	H: 0 LOB: 0 BB: 0 P: 11	R: 0 E: 0 K: 1 S: 8	H: 0 LOB: 0 BB: 0 P: 14	R: 0 E: 0 K: 0 S: 8	H: 2 LOB: 0 BB: 0 P: 13	R: 0 E: 0 K: 1 S: 7	H: 0 LOB: 0 BB: 0 P: 10	R: 1 E: 1 K: 1 S: 20	H: 2 LOB: 2 BB: 1 P: 29	R: 0 E: 0 K: 0 S: 9	H: 2 LOB: 3 BB: 1 P: 16	R: 0 E: 0 K: 0 S: 9	H: 0 LOB: 0 BB: 0 P: 14		1B: 4 2B: 1 3B: 0 HR: 1	SF: 0 SAC: 0 DP: 0 HBP: 0
PITCHER	IP WLS BF H R ER SO BB IBB HBP BLK WP HR S P ERA WHIP	IP WLS BF H R ER SO BB IBB HBP BLK WP HR S P ERA WHIP	IP WLS BF H R ER SO BB IBB HBP BLK WP HR S P ERA WHIP	IP WLS BF H R ER SO BB IBB HBP BLK WP HR S P ERA WHIP	IP WLS BF H R ER SO BB IBB HBP BLK WP HR S P ERA WHIP	IP WLS BF H R ER SO BB IBB HBP BLK WP HR S P ERA WHIP	IP WLS BF H R ER SO BB IBB HBP BLK WP HR S P ERA WHIP	IP WLS BF H R ER SO BB IBB HBP BLK WP HR S P ERA WHIP	IP WLS BF H R ER SO BB IBB HBP BLK WP HR S P ERA WHIP	IP WLS BF H R ER SO BB IBB HBP BLK WP HR S P ERA WHIP	IP WLS BF H R ER SO BB IBB HBP BLK WP HR S P ERA WHIP	IP WLS BF H R ER SO BB IBB HBP BLK WP HR S P ERA WHIP	IP WLS BF H R ER SO BB IBB HBP BLK WP HR S P ERA WHIP	IP WLS BF H R ER SO BB IBB HBP BLK WP HR S P ERA WHIP	IP WLS BF H R ER SO BB IBB HBP BLK WP HR S P ERA WHIP	IP WLS BF H R ER SO BB IBB HBP BLK WP HR S P ERA WHIP	IP WLS BF H R ER SO BB IBB HBP BLK WP HR S P ERA WHIP		
Brian Holman, R (1, 1) ERA: 2.51	6.0 L	20 2	2 2	2 2	6 6	0 0	0 0	0 0	0 0	0 0	0 0	0 0	0 0	0 0	29 45	4.50 3.000			
Andy McGaffigan, R (7, 1) ERA: 3.47	2.0	12 4	1 1	1 1	1 1	2 2	0 0	0 0	0 0	0 0	0 0	0 0	0 0	29 45	4.50 3.000				
Neal Heaton, L (9, 1) ERA: 5.11	1.0	3 0	0 0	0 0	0 0	0 0	0 0	0 0	0 0	0 0	0 0	0 0	0 0	9 14	0.00 0.000				

Batter	1	2	3	4	5	6	7	8	9	AB	R	H	RBI	BB	SO	LOB	BOTTOM				
Otis Nixon, S (1, 8) OBP: 0.275, SLG: 0.265	3-2 F2		3-3 K			2-2 F9		0-0 B3		4	0	0	0	0	1	1	Cincinnati Reds @ Montreal Expos Olympic Stadium, Montreal, QB Sun Jul 17 1988, 3:33 AM EDT Att: 28,045 - Dome - 70 F				
Tim Raines, S (1, 7) OBP: 0.371, SLG: 0.454	3-1 F6		1-0 L9		0-0 4-3		2-2 6-3		4	0	0	0	0	0	1	1					
Andres Galarraga, R (1, 3) OBP: 0.379, SLG: 0.610	4-0 BB		1-3 K		0-0 3B		3-3 K		3	0	1	1	1	2	0	0					
Hubie Brooks, R (1, 9) OBP: 0.302, SLG: 0.417	2-3 K		1-0 F7		1-3 K		2-2 F2		4	0	0	0	0	2	2	2					
Tim Wallach, R (1, 5) OBP: 0.309, SLG: 0.408		2-2 6-3		0-2 F5		4-2 BLK BB		0-0 6-3		3	0	0	0	1	0	0					
Tom Foley, L (1, 4) OBP: 0.307, SLG: 0.355		1-2 F5		4-2 BB		0-1 L8			2	0	0	0	1	0	1	1					
Mike Fitzgerald, R (1, 2) OBP: 0.303, SLG: 0.426		0-0 F8		0-0 L9		0-0 F8			3	0	0	0	0	0	2	2					
Luis Rivera, R (1, 6) OBP: 0.264, SLG: 0.326			3-1 F8		2-0 G3		1-2 5-3		3	0	0	0	0	0	2	2					
Brian Holman, R (1, 1) Wallace Johnson, S (6, PH) Andy McGaffigan, R (7, 1) Tracy Jones, R (8, PH) Neal Heaton, L (9, 1)			2-3 K		0-1 WP 3B 1B		1-3 K		1	0	0	0	0	1	0	0					
Inning Stats	R: 0 E: 0 K: 1 S: 11	H: 0 LOB: 1 BB: 1 P: 23	R: 0 E: 0 K: 0 S: 7	H: 0 LOB: 0 BB: 0 P: 10	R: 0 E: 0 K: 2 S: 8	H: 0 LOB: 0 BB: 0 P: 16	R: 0 E: 0 K: 1 S: 5	H: 0 LOB: 0 BB: 0 P: 8	R: 0 E: 0 K: 0 S: 12	H: 0 LOB: 1 BB: 1 P: 17	R: 1 E: 0 K: 1 S: 10	H: 2 LOB: 1 BB: 0 P: 13	R: 0 E: 0 K: 0 S: 9	H: 0 LOB: 1 BB: 1 P: 14	R: 0 E: 0 K: 1 S: 8	H: 0 LOB: 0 BB: 0 P: 11		R: 0 E: 0 K: 1 S: 8	H: 0 LOB: 0 BB: 0 P: 13	1B: 1 2B: 0 3B: 1 HR: 0	SF: 0 SAC: 0 DP: 0 HBP: 0
PITCHER	IP WLS BF H R ER SO BB IBB HBP BLK WP HR S P ERA WHIP	IP WLS BF H R ER SO BB IBB HBP BLK WP HR S P ERA WHIP	IP WLS BF H R ER SO BB IBB HBP BLK WP HR S P ERA WHIP	IP WLS BF H R ER SO BB IBB HBP BLK WP HR S P ERA WHIP	IP WLS BF H R ER SO BB IBB HBP BLK WP HR S P ERA WHIP	IP WLS BF H R ER SO BB IBB HBP BLK WP HR S P ERA WHIP	IP WLS BF H R ER SO BB IBB HBP BLK WP HR S P ERA WHIP	IP WLS BF H R ER SO BB IBB HBP BLK WP HR S P ERA WHIP	IP WLS BF H R ER SO BB IBB HBP BLK WP HR S P ERA WHIP	IP WLS BF H R ER SO BB IBB HBP BLK WP HR S P ERA WHIP	IP WLS BF H R ER SO BB IBB HBP BLK WP HR S P ERA WHIP	IP WLS BF H R ER SO BB IBB HBP BLK WP HR S P ERA WHIP	IP WLS BF H R ER SO BB IBB HBP BLK WP HR S P ERA WHIP	IP WLS BF H R ER SO BB IBB HBP BLK WP HR S P ERA WHIP	IP WLS BF H R ER SO BB IBB HBP BLK WP HR S P ERA WHIP	IP WLS BF H R ER SO BB IBB HBP BLK WP HR S P ERA WHIP	IP WLS BF H R ER SO BB IBB HBP BLK WP HR S P ERA WHIP				
Jack Armstrong, R (1, 1) ERA: 5.97	7.0 W	26 2	1 1	1 1	5 5	3 3	0 0	0 0	0 0	0 0	0 0	0 0	0 0	1 1	62 101	0.714 1.29					
Rob Murphy, L (8, 1) ERA: 2.27	1.0	3 0	0 0	0 0	1 1	0 0	0 0	0 0	0 0	0 0	0 0	0 0	0 0	8 11	0.00 0.000						
John Franco, L (9, 1) ERA: 1.81	1.0 S	3 0	0 0	0 0	1 1	0 0	0 0	0 0	0 0	0 0	0 0	0 0	0 0	8 13	0.00 0.000						

Batter	1	2	3	4	5	6	7	8	9	AB	R	H	RBI	BB	SO	LOB	TOP			
Billy Hatcher, R OBP: 0.329, SLG: 0.367 (1, 8)										4	1	0	0	0	0	2	Houston Astros @ Montreal Expos Olympic Stadium, Montreal, QB Mon Jul 18 1988, 7:05 PM EDT Att: 17,390 - Dome - 70 F			
Bill Doran, S OBP: 0.348, SLG: 0.346 (1, 4)										4	1	1	0	0	0	2				
Terry Puhl, L OBP: 0.444, SLG: 0.407 (1, 7)										4	0	0	0	0	1	3				
Glenn Davis, R OBP: 0.322, SLG: 0.467 (1, 3)										4	1	2	1	0	1	0				
Buddy Bell, R OBP: 0.286, SLG: 0.329 (1, 5)										4	1	1	1	0	0	3				
Kevin Bass, S OBP: 0.325, SLG: 0.401 (1, 9)										4	1	2	3	0	0	0				
Rafael Ramirez, R OBP: 0.293, SLG: 0.368 (1, 6)										4	1	2	0	0	0	1				
Alex Trevino, R OBP: 0.337, SLG: 0.329 (1, 2)										4	0	0	0	0	1	2				
Joaquin Andujar, S OBP: 0.231, SLG: 0.182 (7, PH)										1	0	0	0	1	1	0				
Louie Meadows, L OBP: 0.308, SLG: 0.435 (7, PH)										1	0	1	0	0	0	0				
Danny Darwin, R OBP: 0.027, SLG: 0.056 (7, 1)										0	0	0	0	0	0	0				
Inning Stats	R: 4 E: 1 K: 0 S: 16	H: 3 LOB: 0 BB: 0 P: 22	R: 0 E: 0 K: 1 S: 6	H: 0 LOB: 0 BB: 0 P: 9	R: 0 E: 0 K: 1 S: 7	H: 0 LOB: 0 BB: 0 P: 11	R: 1 E: 0 K: 1 S: 9	H: 2 LOB: 0 BB: 0 P: 14	R: 0 E: 0 K: 0 S: 6	H: 0 LOB: 0 BB: 0 P: 12	R: 1 E: 1 K: 0 S: 7	H: 2 LOB: 1 BB: 0 P: 13	R: 0 E: 0 K: 0 S: 5	H: 1 LOB: 0 BB: 0 P: 6	R: 0 E: 0 K: 0 S: 7	H: 1 LOB: 0 BB: 0 P: 8	1B: 6 2B: 1 3B: 0 HR: 2	SF: 0 SAC: 0 DP: 2 HBP: 0	WP: 0 PB: 0 SB: 2 CS: 1	PA: 35
PITCHER	IP WLS BF H R ER SO BB IBB HBP BLK WP HR S P ERA WHIP																			
Bryn Smith, R ERA: 3.67 (1, 1)	5.0 L 21 5 5 1 4 1 0 0 0 0 0 2 51 76 1.80 1.200																			
Tim Barrett, R ERA: 4.5 (6, 1)	2.0 8 2 1 1 0 0 0 0 0 0 0 0 13 25 4.50 1.000																			
Neal Heaton, L ERA: 5.04 (8, 1)	1.0 3 1 0 0 0 0 0 0 0 0 0 0 5 6 0.00 1.000																			
Tim Burke, R ERA: 4.14 (9, 1)	1.0 3 1 0 0 0 0 0 0 0 0 0 0 7 8 0.00 1.000																			

Batter	1	2	3	4	5	6	7	8	9	AB	R	H	RBI	BB	SO	LOB	BOTTOM					
Dave Martinez, L OBP: 0.307, SLG: 0.342 (1, 8)										4	0	0	0	0	0	2	Houston Astros @ Montreal Expos Olympic Stadium, Montreal, QB Mon Jul 18 1988, 7:05 PM EDT Att: 17,390 - Dome - 70 F					
Tim Raines, S OBP: 0.370, SLG: 0.451 (1, 7)										4	0	1	0	0	0	0						
Andres Galarraga, R OBP: 0.379, SLG: 0.613 (1, 3)										3	0	1	0	1	0	1						
Tim Burke, R (9, 1)										0	0	0	0	0	0	0						
Hubie Brooks, R OBP: 0.302, SLG: 0.415 (1, 9)										4	0	1	0	0	1	2						
Tim Wallach, R OBP: 0.306, SLG: 0.403 (1, 5)										4	0	0	0	0	0	2						
Tom Foley, L OBP: 0.320, SLG: 0.364 (1, 4)										1	1	1	0	3	0	0						
Nelson Santovenia, R OBP: 0.314, SLG: 0.361 (1, 2)										4	0	2	0	0	0	2						
Luis Rivera, R OBP: 0.264, SLG: 0.324 (1, 6)										4	0	1	1	0	2	2						
Bryn Smith, R OBP: 0.299, SLG: 0.363 (5, PH)										0	0	0	0	0	0	0						
Otis Nixon, S OBP: 0.271, SLG: 0.283 (6, 1)										1	0	0	0	0	0	0						
Wallace Johnson, S OBP: 0.258, SLG: 0.341 (7, PH)										0	0	0	0	0	0	0						
Neal Heaton, L OBP: 0.192, SLG: 0.158 (8, 1)										0	0	0	0	0	0	0						
Graig Nettles, L OBP: 0.222, SLG: 0.245 (9, 3)										1	0	0	0	0	0	2						
Inning Stats	R: 0 E: 0 K: 0 S: 10	H: 1 LOB: 1 BB: 0 P: 16	R: 1 E: 0 K: 0 S: 10	H: 3 LOB: 2 BB: 0 P: 17	R: 0 E: 0 K: 0 S: 9	H: 0 LOB: 1 BB: 1 P: 14	R: 0 E: 0 K: 0 S: 4	H: 0 LOB: 0 BB: 1 P: 8	R: 0 E: 0 K: 0 S: 11	H: 1 LOB: 1 BB: 0 P: 14	R: 0 E: 0 K: 0 S: 8	H: 1 LOB: 1 BB: 1 P: 15	R: 0 E: 0 K: 1 S: 6	H: 0 LOB: 0 BB: 0 P: 10	R: 0 E: 0 K: 1 S: 11	H: 0 LOB: 0 BB: 0 P: 16	R: 0 E: 0 K: 1 S: 17	H: 1 LOB: 2 BB: 1 P: 27	1B: 5 2B: 1 3B: 1 HR: 0	SF: 0 SAC: 1 DP: 2 HBP: 0	WP: 0 PB: 0 SB: 0 CS: 0	PA: 36
PITCHER	IP WLS BF H R ER SO BB IBB HBP BLK WP HR S P ERA WHIP																					
Joaquin Andujar, R ERA: 3.43 (7, 1)	6.0 W 25 6 1 1 0 3 1 0 0 0 0 0 34 53 1.50 1.500																					
Danny Darwin, R ERA: 4.49 (7, 1)	3.0 S 11 1 0 0 3 1 0 0 0 0 0 0 34 53 0.00 0.667																					

AB	34
R	6
H	9
RBI	5
BB	1
SO	4
LOB	13



Batter	1	2	3	4	5	6	7	8	9	AB	R	H	RBI	BB	SO	LOB	TOP
Otis Nixon, S <small>OBP: 0.276, SLG: 0.269</small> (1, 8)	0-0 4-3		4-2 G6-4-3 S BB		2-3 K			1-0 B4-3		3	0	0	0	1	1	0	
Tracy Jones, R <small>OBP: 0.330, SLG: 0.295</small> (1, 7)	4-2 3-1 BB		1-2 G6-4-3 1B		0-0 CS 1B			1-0 L5		3	0	2	0	1	0	0	
Andres Galarraga, R <small>OBP: 0.372, SLG: 0.597</small> (1, 3)	2-2 3-1		0-1 G6-4-3		2-1 4-3			0-0 2B		4	0	1	0	0	0	4	
Hubie Brooks, R <small>OBP: 0.307, SLG: 0.422</small> (1, 9)	2-2 F8		4-1 FC5-4 BB		2-2 4-3			1-2 3-1		3	0	0	0	1	0	2	
Tim Wallach, R <small>OBP: 0.309, SLG: 0.404</small> (1, 5)		1-0 1B 4-3 1B	0-0 FC5-4		0-0 G6-4-3 1B			3-1 F7		4	0	2	0	0	0	2	
Mike Fitzgerald, R <small>OBP: 0.382, SLG: 0.400</small> (1, 2)	1-1 4-3			1-3 K			0-0 G6-4-3	2-2 5-3		4	0	0	0	0	1	2	
Rex Hudler, R <small>OBP: 0.333, SLG: 0.347</small> (1, 4)	2-2 S 1B			0-0 S E 1B			0-1 4-3	1-1 L4		4	1	2	0	0	0	0	
Luis Rivera, R <small>OBP: 0.256, SLG: 0.316</small> (1, 6)	2-3 K		2-3 K		0-2 6-3					3	0	0	0	0	2	2	
Brian Holman, R <small>OBP: 0.167, SLG: 0.167</small> Wallace Johnson, S <small>OBP: 0.333, SLG: 0.318</small> Neal Heaton, L <small>OBP: 0.158, SLG: 0.158</small> Andy McGaffigan, R <small>OBP: 0.158, SLG: 0.158</small> (1, 1)	3-3 K		1-3 K		2-2 L4					2	0	0	0	0	2	2	
Inning Stats	R: 0 H: 0 E: 0 K: 0 S: 11	H: 0 LOB: 1 BB: 1 P: 19	R: 0 H: 2 E: 0 K: 2 S: 15	H: 1 LOB: 2 BB: 2 P: 24	R: 0 H: 1 E: 0 K: 3 S: 9	H: 1 LOB: 0 BB: 2 P: 18	R: 1 H: 1 E: 0 K: 3 S: 12	H: 1 LOB: 0 BB: 0 P: 16	R: 0 H: 1 E: 0 K: 1 S: 6	H: 0 LOB: 0 BB: 0 P: 10	R: 0 H: 0 E: 0 K: 0 S: 8	H: 1 LOB: 1 BB: 0 P: 12	R: 0 H: 0 E: 0 K: 0 S: 9	H: 0 LOB: 0 BB: 0 P: 14	1B: 6 2B: 1 3B: 0 HR: 0	SF: 0 SAC: 0 DP: 2 HBP: 0	WP: 0 PA: 34 CS: 1
PITCHER	IP Danny Jackson, L <small>ERA: 2.85</small> John Franco, L <small>ERA: 1.73</small>	WLS W S	BF 31 3	H 7 0	R 1 0	ER 0 0	SO 6 0	BB 3 0	IBB 0 0	HBP 0 0	BLK 0 0	WP 0 0	HR 0 8	S 75 14	P 116 14	ERA 0.00 0.00	WHIP 1.250 0.000

Montreal Expos @ Cincinnati Reds
 Riverfront Stadium, Cincinnati, OH
 Fri Jul 22 1988, 7:05 PM EDT
 Att: 31,543 - Cloudy - 83 F

AB	31
R	1
H	7
RBI	0
BB	3
SO	6
LOB	14



Batter	1	2	3	4	5	6	7	8	9	AB	R	H	RBI	BB	SO	LOB	BOTTOM
Kal Daniels, L <small>OBP: 0.409, SLG: 0.444</small> (1, 7)	1-2 S 1B	0-0 4-3			0-2 4-3 1B			2-1 F8		4	0	2	0	0	0	1	
Barry Larkin, R <small>OBP: 0.348, SLG: 0.426</small> Ron Oester, S <small>OBP: 0.571, SLG: 0.400</small> (1, 6)	4-2 1B BB		0-0 5-3		0-0 4-3		3-2 P4		0	1	0	0	1	0	0		
Chris Sabo, R <small>OBP: 0.340, SLG: 0.506</small> (1, 5)	1-0 1B 1B		1-2 E3 FC6-3 S		1-1 P2		2-1 S 1B		4	2	2	0	0	0	0		
Eric Davis, R <small>OBP: 0.343, SLG: 0.466</small> (1, 8)	1-1 E 1B		3-1 FC6-3		1-3 K		4-1 1B 1B IBB		3	1	1	1	1	1	1		
Paul O'Neill, L <small>OBP: 0.318, SLG: 0.421</small> (1, 9)	3-0 F7			1-0 F9		0-0 P3	0-0 1B		4	0	1	2	0	0	1		
Nick Esasky, R <small>OBP: 0.324, SLG: 0.397</small> (1, 3)	0-1 F9			0-1 WP S 1B		0-0 5-3		1-1 1B		3	0	1	0	0	0	1	
Jeff Reed, L <small>OBP: 0.286, SLG: 0.260</small> (1, 2)		2-2 F8		0-0 F7		0-0 B2				3	0	0	0	0	0	1	
Jeff Treadway, L <small>OBP: 0.324, SLG: 0.368</small> (1, 4)	0-2 F9			4-2 WP BB		0-1 G3				2	0	0	0	1	0	0	
Danny Jackson, R <small>OBP: 0.154, SLG: 0.160</small> John Franco, L <small>ERA: 3.51</small> (1, 1)	2-2 1B		2-2 K		2-3 K		2-3 K		3	0	1	0	0	2	2		
Inning Stats	R: 2 H: 3 E: 1 K: 0 S: 14	H: 1 LOB: 1 BB: 0 P: 15	R: 0 H: 0 E: 0 K: 0 S: 7	H: 0 LOB: 0 BB: 0 P: 11	R: 0 H: 1 E: 0 K: 1 S: 11	H: 1 LOB: 2 BB: 1 P: 18	R: 0 H: 0 E: 0 K: 1 S: 5	H: 0 LOB: 0 BB: 0 P: 6	R: 0 H: 0 E: 0 K: 1 S: 6	H: 0 LOB: 0 BB: 0 P: 8	R: 2 H: 2 E: 0 K: 0 S: 11	H: 2 LOB: 1 BB: 1 P: 22	1B: 8 2B: 1 3B: 0 HR: 0	SF: 0 SAC: 0 DP: 1 HBP: 0	WP: 1 PA: 32 CS: 0		
PITCHER	IP Brian Holman, R <small>ERA: 2.58</small> Neal Heaton, L <small>ERA: 5.05</small> Andy McGaffigan, R <small>ERA: 3.51</small>	WLS L	BF 24 6	H 2 1	R 2 1	ER 2 1	SO 2 1	BB 2 0	IBB 0 0	HBP 0 0	BLK 0 0	WP 1 0	HR 0 15	S 0 24	P 80 24	ERA 3.00 5.40	WHIP 1.333 0.600

Montreal Expos @ Cincinnati Reds
 Riverfront Stadium, Cincinnati, OH
 Fri Jul 22 1988, 7:05 PM EDT
 Att: 31,543 - Cloudy - 83 F


AB	29
R	4
H	8
RBI	3
BB	3
SO	3
LOB	8



Batter	1	2	3	4	5	6	7	8	9	AB	R	H	RBI	BB	SO	LOB	TOP				
Otis Nixon, S <small>OBP: 0.267, SLG: 0.259</small> (1, 7)										4	0	0	0	0	2	2					
Dave Martinez, L <small>OBP: 0.298, SLG: 0.332</small> (1, 8)										4	0	0	0	0	2	0					
Andres Calarraga, R <small>OBP: 0.370, SLG: 0.592</small> (1, 3)										3	0	0	0	1	1	0					
Hubie Brooks, R <small>OBP: 0.306, SLG: 0.423</small> Tim Burke, R (9, 1)										4	1	1	0	0	1	1					
Tim Wallach, R <small>OBP: 0.309, SLG: 0.404</small> (1, 5)										3	0	1	1	0	1	1					
Tom Foley, L <small>OBP: 0.319, SLG: 0.371</small> (1, 4)										3	0	0	0	0	0	1					
Nelson Santovenia, R <small>OBP: 0.316, SLG: 0.374</small> (1, 2)										3	0	0	0	0	3	1					
Rex Hudler, R <small>OBP: 0.316, SLG: 0.327</small> Joe Hesketh, R (8, 1)										3	0	0	0	0	2	0					
Tracy Jones, R <small>OBP: 0.330, SLG: 0.295</small> (9, 9)										0	0	0	0	0	0	0					
Bryn Smith, R <small>OBP: 0.114, SLG: 0.088</small> Wallace Johnson, S <small>OBP: 0.347, SLG: 0.318</small> Luis Rivera, R <small>OBP: 0.256, SLG: 0.316</small> (8, 6)										2	0	1	0	0	0	0					
										0	0	0	0	1	0	0					
										0	0	0	0	0	0	0					
Inning Stats	R: 0 H: 0 E: 0 K: 0 S: 4	H: 0 R: 0 ER: 0 LOB: 0 BB: 0 P: 6	R: 0 H: 0 E: 0 K: 1 S: 9	H: 0 R: 1 ER: 0 LOB: 0 BB: 0 P: 12	R: 0 H: 1 E: 0 K: 3 S: 11	H: 1 R: 0 ER: 0 LOB: 0 BB: 0 P: 16	R: 0 H: 0 E: 0 K: 2 S: 10	H: 0 R: 0 ER: 0 LOB: 1 BB: 1 P: 19	R: 0 H: 0 E: 0 K: 1 S: 9	H: 0 R: 0 ER: 0 LOB: 0 BB: 0 P: 12	R: 1 H: 2 E: 0 K: 2 S: 21	H: 2 R: 0 ER: 0 LOB: 1 BB: 0 P: 29	R: 0 H: 0 E: 0 K: 1 S: 8	H: 0 R: 0 ER: 0 LOB: 0 BB: 0 P: 14	R: 0 H: 0 E: 0 K: 0 S: 5	H: 0 R: 0 ER: 0 LOB: 0 BB: 0 P: 6	1B: 2 2B: 1 3B: 0 HR: 0	SF: 0 SAC: 0 DP: 0 HBP: 0	WP: 0 PB: 0 CS: 1	PA: 31	
PITCHER	IP	WLS	BF	H	R	ER	SO	BB	IBB	HBP	BLK	WP	HR	S	P	ERA	WHIP				
Jose Rijo, R <small>ERA: 2.44</small> Randy St. Claire, R <small>ERA: 5.4</small>	(1, 1)	8.0	L	28	3	1	1	12	2	0	0	0	0	0	81	120	1.12	0.625			
(9, 1)	1.0		3	0	0	0	0	0	0	0	0	0	0	5	6	0.00	0.000				

Montreal Expos @ Cincinnati Reds
 Riverfront Stadium, Cincinnati, OH
 Sat Jul 23 1988, 3:33 AM EDT
 Att: 31,377 - Sunny - 85 F


AB	29
R	1
H	3
RBI	1
BB	2
SO	12
LOB	6



Batter	1	2	3	4	5	6	7	8	9	AB	R	H	RBI	BB	SO	LOB	BOTTOM				
Kal Daniels, L <small>OBP: 0.405, SLG: 0.439</small> (1, 7)										4	0	0	0	0	1	1					
Jeff Treadway, L <small>OBP: 0.320, SLG: 0.363</small> Lloyd McClendon, R <small>OBP: 0.310, SLG: 0.316</small> (8, PH)										3	0	0	0	0	1	0					
Chris Sabo, R <small>OBP: 0.339, SLG: 0.501</small> (9, 6)										3	0	0	0	1	0	0					
Eric Davis, R <small>OBP: 0.338, SLG: 0.460</small> (1, 8)										4	0	0	0	0	1	1					
Paul O'Neill, L <small>OBP: 0.314, SLG: 0.415</small> (1, 9)										4	0	0	0	0	1	0					
Nick Esasky, R <small>OBP: 0.328, SLG: 0.398</small> (1, 3)										2	0	1	0	1	0	0					
Jeff Reed, L <small>OBP: 0.287, SLG: 0.261</small> (1, 2)										3	0	1	0	0	0	1					
Ron Oester, S <small>OBP: 0.471, SLG: 0.308</small> (9, 4)										3	0	0	0	0	3	2					
Jose Rijo, R <small>OBP: 0.083, SLG: 0.208</small> Dave Collins, S <small>OBP: 0.277, SLG: 0.282</small> Randy St. Claire, R (9, 1)										2	0	0	0	0	1	2					
										1	0	1	0	0	0	0					
										0	0	0	0	0	0	0					
Inning Stats	R: 0 H: 0 E: 0 K: 2 S: 11	H: 1 R: 0 ER: 0 LOB: 2 BB: 1 P: 21	R: 0 H: 1 E: 0 K: 3 S: 11	H: 0 R: 0 ER: 0 LOB: 0 BB: 0 P: 17	R: 0 H: 0 E: 0 K: 0 S: 6	H: 0 R: 0 ER: 0 LOB: 0 BB: 0 P: 10	R: 0 H: 0 E: 0 K: 0 S: 6	H: 0 R: 0 ER: 0 LOB: 0 BB: 0 P: 6	R: 0 H: 0 E: 0 K: 0 S: 4	H: 0 R: 0 ER: 0 LOB: 0 BB: 0 P: 6	R: 0 H: 1 E: 0 K: 0 S: 11	H: 1 R: 0 ER: 0 LOB: 1 BB: 0 P: 15	R: 0 H: 1 E: 0 K: 1 S: 10	H: 1 R: 0 ER: 0 LOB: 0 BB: 0 P: 16	R: 0 H: 0 E: 0 K: 1 S: 6	H: 0 R: 0 ER: 0 LOB: 0 BB: 0 P: 7	1B: 3 2B: 0 3B: 0 HR: 0	SF: 0 SAC: 0 DP: 0 HBP: 0	WP: 0 PB: 0 CS: 0	PA: 32	
PITCHER	IP	WLS	BF	H	R	ER	SO	BB	IBB	HBP	BLK	WP	HR	S	P	ERA	WHIP				
Bryn Smith, R <small>ERA: 3.46</small> Joe Hesketh, L <small>ERA: 2.92</small> Tim Burke, R <small>ERA: 3.81</small>	(1, 1)	7.0	W	25	2	0	0	6	2	0	0	0	0	0	55	83	0.00	0.571			
(8, 1)	1.0		4	1	0	0	1	0	0	0	0	0	0	10	16	0.00	1.000				
(9, 1)	1.0	S	3	0	0	0	1	0	0	0	0	0	0	6	7	0.00	0.000				

Montreal Expos @ Cincinnati Reds
 Riverfront Stadium, Cincinnati, OH
 Sat Jul 23 1988, 3:33 AM EDT
 Att: 31,377 - Sunny - 85 F

AB	30
R	0
H	3
RBI	0
BB	2
SO	8
LOB	8



Batter	1	2	3	4	5	6	7	8	9	AB	R	H	RBI	BB	SO	LOB	TOP										
Dave Martinez, L (1, 8) OBP: 0.295, SLG: 0.328 Luis Rivera, R (7, PH) OBP: 0.255, SLG: 0.315 (7, 6)	2-3 K			2-3 K		2-3 K	1-0 F7			3	0	0	0	0	3	1											
Tracy Jones, R (1, 7) OBP: 0.318, SLG: 0.283	1-0 P6			2-1 P2		3-2 P2				4	0	0	0	0	1	1											
Graig Nettles, L (1, 3) OBP: 0.220, SLG: 0.226 Otis Nixon, S (7, 8) OBP: 0.264, SLG: 0.257	1-3 K			3-3 K			4-0 HR			2	1	0	0	1	2	0											
Hubie Brooks, R (1, 9) OBP: 0.306, SLG: 0.429		2-2 1-3			0-0 P4		0-1 HR			4	1	1	2	0	0	0											
Tim Wallach, R (1, 5) OBP: 0.311, SLG: 0.416		2-1 6-3			2-2 HR		2-0 1B			4	2	2	1	0	0	0											
Tom Foley, L (1, 4) OBP: 0.318, SLG: 0.368		1-2 P5			2-3 K		0-0 1B			4	0	1	0	0	1	0											
Nelson Santovenia, R (1, 2) OBP: 0.314, SLG: 0.392			3-3 K		0-0 6-3		0-1 F8			4	1	1	1	0	1	2											
Rex Hudler, R (1, 6) OBP: 0.332, SLG: 0.352 Andres Calarraga, R (7, PH) OBP: 0.369, SLG: 0.589 (7, 3)			0-1 F9			0-0 SH1-4				2	0	1	0	0	0	0											
Pascual Perez, R (1, 1) Wallace Johnson, S (7, PH) OBP: 0.360, SLG: 0.333 Andy McGaffigan, R (7, 1) Joe Hesketh, R (8, 1) Tim Burke, R (9, 1)			1-3 K		0-1 SH1-4		1-1 1B			1	0	0	0	0	1	0											
Inning Stats	R: 0 E: 0 K: 2 S: 8	H: 0 LOB: 0 BB: 0 P: 12	R: 0 E: 0 K: 0 S: 8	H: 0 LOB: 0 BB: 0 P: 13	R: 0 E: 0 K: 2 S: 9	H: 0 LOB: 0 BB: 0 P: 13	R: 1 E: 0 K: 1 S: 9	H: 1 LOB: 0 BB: 0 P: 13	R: 0 E: 0 K: 1 S: 12	H: 1 LOB: 1 BB: 0 P: 17	R: 3 E: 0 K: 1 S: 12	H: 4 LOB: 2 BB: 1 P: 21	R: 0 E: 0 K: 2 S: 9	H: 0 LOB: 0 BB: 0 P: 13	R: 1 E: 0 K: 0 S: 12	H: 1 LOB: 0 BB: 0 P: 18	1B: 2 2B: 2 3B: 0 HR: 3	SF: 0 SAC: 1 DP: 0 HBP: 0	WP: 0 PB: 0 CS: 0	PA: 35							
PITCHER	IP	WLS	BF	H	R	ER	SO	BB	IBB	HBP	BLK	WP	HR	S	P	ERA	WHIP										
Jack Armstrong, R (1, 1) ERA: 5.45	6.0		21	2	2	2	8	1	0	0	0	0	1	58	91	3.00	0.500										
Rob Dibble, R (7, 1) ERA: 2.45	0.0	L	3	3	1	1	0	0	0	0	0	0	0	4	6												
Frank Williams, R (7, 1) ERA: 2.84	0.2		3	1	1	1	1	0	0	0	0	0	0	7	9	13.50	1.500										
Rob Murphy, L (7, 1) ERA: 2.17	1.1		4	0	0	0	2	0	0	0	0	0	0	10	15	0.00	0.000										
Randy St. Claire, R (9, 1) ERA: 5.78	1.0		4	1	1	1	0	0	0	0	0	0	1	12	18	9.00	1.000										

Montreal Expos @ Cincinnati Reds
Riverfront Stadium, Cincinnati, OH
Sun Jul 24 1988, 3:33 AM EDT
Att: 28,786 - Cloudy - 84 F

AB	33
R	5
H	7
RBI	5
BB	1
SO	11
LOB	8



Batter	1	2	3	4	5	6	7	8	9	AB	R	H	RBI	BB	SO	LOB	BOTTOM										
Kal Daniels, L (1, 7) OBP: 0.403, SLG: 0.436	0-0 4-3		1-3 K			0-0 BLK		0-0 F9		4	0	1	0	0	1	0											
Jeff Treadway, L (1, 4) OBP: 0.379, SLG: 0.359 Dave Collins, S (8, PH) OBP: 0.283, SLG: 0.288 Randy St. Claire, R (9, 1)	0-0 B1-3		1-0 F8			0-0 B1		0-1 G6-3		3	0	0	0	0	0	1											
Chris Sabo, R (1, 5) OBP: 0.335, SLG: 0.496 (9, 6)	2-1 F7		2-2 F7			1-0 F7		0-1 G6-3		4	0	0	0	0	0	2											
Eric Davis, R (1, 8) OBP: 0.340, SLG: 0.460 Herm Winningham, L (4, 8) OBP: 0.308, SLG: 0.266 Frank Williams, R (7, 1) Rob Murphy, L (7, 1) Lloyd McClendon, R (9, 5) OBP: 0.307, SLG: 0.313		1-0 BLK		2-3 K		2-3 K		2-1 4-3		0	1	0	0	0	0	0											
Paul O'Neill, L (1, 9) OBP: 0.316, SLG: 0.417		3-2 S		0-0 CS		2-2 F9		1-3 K		4	1	2	1	0	1	0											
Nick Esasky, R (1, 3) OBP: 0.331, SLG: 0.413		2-2 E		0-1 P6		1-2 2B		2-2 3B		4	1	2	0	0	0	1											
Jeff Reed, L (1, 2) OBP: 0.251, SLG: 0.255 Bo Diaz, R (9, PH) OBP: 0.237, SLG: 0.340		0-0 3-1		1-0 CS		3-2 P3		0-1 F7		3	0	0	0	0	0	2											
Ron Oester, S (1, 6) OBP: 0.450, SLG: 0.267 (9, 4)		1-1 F9		2-3 4-3		0-1 4-3		4-1 BB		2	0	0	0	1	0	0											
Jack Armstrong, R (1, 1) Rob Dibble, L (7, 1) Eddie Milner, L (7, 8) OBP: 0.239, SLG: 0.209		3-3 K		1-3 K		2-3 K		3-3 K		2	0	0	0	0	2	0											
Inning Stats	R: 0 E: 0 K: 0 S: 4	H: 0 LOB: 0 BB: 0 P: 6	R: 3 E: 1 K: 1 S: 13	H: 1 LOB: 0 BB: 0 P: 21	R: 0 E: 0 K: 1 S: 7	H: 0 LOB: 0 BB: 0 P: 11	R: 0 E: 0 K: 1 S: 7	H: 1 LOB: 0 BB: 0 P: 9	R: 0 E: 0 K: 1 S: 9	H: 1 LOB: 1 BB: 0 P: 9	R: 0 E: 0 K: 1 S: 16	H: 1 LOB: 2 BB: 1 P: 27	R: 0 E: 0 K: 0 S: 5	H: 1 LOB: 0 BB: 0 P: 5	R: 0 E: 0 K: 1 S: 11	H: 1 LOB: 1 BB: 0 P: 16	1B: 4 2B: 1 3B: 1 HR: 0	SF: 0 SAC: 0 DP: 1 HBP: 1	WP: 0 PB: 0 CS: 1	PA: 35							
PITCHER	IP	WLS	BF	H	R	ER	SO	BB	IBB	HBP	BLK	WP	HR	S	P	ERA	WHIP										
Pascual Perez, R (1, 1) ERA: 1.73	6.0	W	22	3	3	1	5	0	0	0	0	0	0	48	69	1.50	0.500										
Andy McGaffigan, R (7, 1) ERA: 3.44	1.0		5	1	0	0	1	1	0	0	0	0	0	16	27	0.00	2.000										
Joe Hesketh, L (8, 1) ERA: 2.7	1.2		6	2	0	0	1	0	0	0	0	0	0	14	19	0.00	1.200										
Tim Burke, R (9, 1) ERA: 3.78	0.1	S	1	0	0	0	0	0	0	0	0	0	0	2	2	0.00	0.000										

Montreal Expos @ Cincinnati Reds
Riverfront Stadium, Cincinnati, OH
Sun Jul 24 1988, 3:33 AM EDT
Att: 28,786 - Cloudy - 84 F

AB	32
R	3
H	6
RBI	1
BB	1
SO	7
LOB	10



Batter	1	2	3	4	5	6	7	8	9	AB	R	H	RBI	BB	SO	LOB	TOP					
Shawn Dunston, R (1, 6) OBP: 0.290, SLG: 0.390	1-2 F9		0-3 K		0-1 6-3		0-2 F8		2-2 F8	5	0	0	1	0	1	1						
23 Ryne Sandberg, R (1, 4) OBP: 0.317, SLG: 0.402	1-3 K		3-1 F9		0-2 F9			1-1 E5 1B	3-2 4-3	5	1	0	0	0	1	1						
Mitch Webster, S (1, 8) OBP: 0.348, SLG: 0.325	2-2 2B 1B		1-0 F7			1-2 L4		1-1 1B FC6-2 1B	1-1 3-1	5	1	2	0	0	0	0						
Andre Dawson, R (1, 9) OBP: 0.349, SLG: 0.516	3-1 1H 2B			3-1 6-3		3-0 E6		0-0 FC6-2 BB 1B		4	1	2	2	0	0	0						
Mark Grace, L (1, 3)	1-0 F9			2-2 L4		4-1 BB		0-0 G3		3	0	0	0	1	0	3						
Vance Law, R (1, 5)		0-0 2B		1-3 K		2-0 F4		4-0 BB FC6-2 IBB		3	0	1	0	1	1	2						
Rafael Palmeiro, L (1, 7) Darrin Jackson, R (8, PH) OBP: 0.264, SLG: 0.375	2-3 K		1-0 1B 6-3 1B		1-0 F7			1-0 FC6-2 BB		3	1	1	0	0	1	3						
Jody Davis, R (1, 2) Damon Berryhill, S (8, 2) OBP: 0.329, SLG: 0.380	1-2 F9		3-1 SH1-4 1B				0-2 4-3	4-2 BB		3	0	1	1	1	0	1						
Jamie Moyer, L (1, 1) Jerry Mumphy, S (7, PH) Mike Bielecki, R (7, 1) Pat Perry, L (9, 1) Rich Gossage, R (9, 1)	2-2 1-3		2-1 SH1-4				2-3 K	0-3 K		1	0	0	0	0	0	1						
Inning Stats	R: 1 E: 0 K: 1 S: 13	H: 2 LOB: 1 BB: 0 P: 21	R: 0 E: 0 K: 1 S: 11	H: 1 LOB: 1 BB: 0 P: 16	R: 0 E: 0 K: 1 S: 7	H: 0 LOB: 0 BB: 0 P: 11	R: 0 E: 0 K: 1 S: 8	H: 0 LOB: 0 BB: 0 P: 14	R: 1 E: 0 K: 0 S: 11	H: 2 LOB: 1 BB: 0 P: 16	R: 0 E: 1 K: 0 S: 8	H: 0 LOB: 2 BB: 1 P: 19	R: 0 E: 0 K: 1 S: 11	H: 0 LOB: 0 BB: 0 P: 13	R: 2 E: 1 K: 1 S: 12	H: 2 LOB: 3 BB: 2 P: 23	R: 0 E: 0 K: 0 S: 10	H: 0 LOB: 0 BB: 0 P: 16	1B: 5 2B: 2 3B: 0 HR: 0	SF: 0 SAC: 1 DP: 0 HBP: 0	WP: 0 PB: 0 SB: 1 CS: 0	PA: 39
PITCHER	IP WLS BF H R ER SO BB IBB HBP BLK WP HR S P ERA WHIP																					
Brian Holman, R (1, 1) ERA: 2.68	5.1 23 5 2 2 4 1 0 0 0 0 0 56 92 3.38 1.125																					
Andy McGaffigan, R (6, 1) ERA: 3.33	1.2 8 2 2 0 1 0 0 0 0 0 0 18 25 0.00 1.200																					
Joe Hesketh, L (8, 1) ERA: 2.76	2.0 W 8 0 0 0 1 1 1 0 0 0 0 17 32 0.00 0.500																					

Chicago Cubs @ Montreal Expos
Olympic Stadium, Montreal, QB
Wed Jul 27 1988, 7:05 PM EDT
Att: 18,227 - Dome - 70 F

AB	35
R	4
H	7
RBI	4
BB	3
SO	6
LOB	18



Batter	1	2	3	4	5	6	7	8	9	AB	R	H	RBI	BB	SO	LOB	BOTTOM					
Otis Nixon, S (1, 8) Wallace Johnson, S (9, PH) Dave Martinez, L (9, PR) OBP: 0.296, SLG: 0.325	0-1 E3 4-3 S		0-1 1-3		1-1 5-3				0-2 2B 4-3 1B	4	0	0	0	0	1	1						
Rex Huttler, R (1, 6) Craig Nettles, L (9, PH) Nelson Santovenia, R (9, PH) Pascual Perez, R (9, PR)	3-1 F3		1-2 2B 1B		3-1 S SF8 2B		3-3 K		1-2 4-3 1B 2B	4	2	2	0	0	1	1						
Andres Galarraga, R (1, 3) OBP: 0.365, SLG: 0.591	1-1 4-3		1-0 1H E 2B		3-3 K		0-0 1-3		1-0 1B 4-3 HBP	4	1	1	1	0	1	2						
Hubie Brooks, R (1, 9) OBP: 0.306, SLG: 0.424	3-2 F9		1-0 E5		4-1 S 1B BB		1-2 F3		1-0 4-3	4	0	1	1	1	0	3						
Tim Wallach, R (1, 5) OBP: 0.313, SLG: 0.412		1-1 1B 1B	1-0 6-3		4-2 1B BB			0-0 F8	4-0 1B IBB	3	0	1	0	2	0	1						
Mike Fitzgerald, R (1, 2) OBP: 0.378, SLG: 0.443	0-2 F6		2-2 F4		1-0 SF8			2-2 F9	0-0 1B	4	0	1	2	0	0	2						
Tracy Jones, R (1, 7) OBP: 0.342, SLG: 0.311	1-1 CS 1B			1-0 S 1B		3-H 2-0 1B		1-1 1B		4	0	4	0	0	0	0						
Tom Foley, L (1, 4) OBP: 0.314, SLG: 0.359		0-0 CS 1B		1-1 F8		1-1 F5		1-3 K		4	0	1	0	0	1	2						
Brian Holman, R (1, 1) Andy McGaffigan, R (6, 1) Joe Hesketh, R (8, 1) Tim Raines, S (9, PH) OBP: 0.361, SLG: 0.435	1-2 2-3 1B		2-3 K		1-2 1-3				1-3 K	2	0	0	0	0	1	4						
Inning Stats	R: 0 E: 1 K: 0 S: 9	H: 3 LOB: 2 BB: 0 P: 16	R: 0 E: 0 K: 1 S: 12	H: 3 LOB: 2 BB: 0 P: 15	R: 2 E: 1 K: 0 S: 13	H: 3 LOB: 1 BB: 0 P: 18	R: 0 E: 0 K: 1 S: 9	H: 1 LOB: 1 BB: 0 P: 14	R: 1 E: 0 K: 1 S: 11	H: 2 LOB: 2 BB: 2 P: 28	R: 0 E: 0 K: 1 S: 7	H: 0 LOB: 0 BB: 0 P: 10	R: 0 E: 0 K: 1 S: 9	H: 0 LOB: 0 BB: 0 P: 13	R: 0 E: 0 K: 1 S: 9	H: 1 LOB: 1 BB: 0 P: 13	R: 2 E: 0 K: 1 S: 13	H: 3 LOB: 3 BB: 1 P: 21	1B: 10 2B: 3 3B: 0 HR: 0	SF: 1 SAC: 0 DP: 0 HBP: 1	WP: 0 PB: 0 SB: 4 CS: 2	PA: 42
PITCHER	IP WLS BF H R ER SO BB IBB HBP BLK WP HR S P ERA WHIP																					
Jamie Moyer, L (1, 1) ERA: 3.04	6.0 28 9 3 2 4 2 0 0 0 0 0 61 101 3.00 1.833																					
Mike Bielecki, R (7, 1) ERA: 5.69	2.1 9 2 1 1 3 0 0 0 0 0 0 24 33 3.86 0.857																					
Pat Perry, L (9, 1) ERA: 3.61	0.0 L 1 1 0 0 0 0 0 0 0 0 0 5 6 ∞ ∞																					
Rich Gossage, R (9, 1) ERA: 3.41	0.1 4 1 1 1 0 0 1 1 0 0 0 2 8 27.00 3.000																					

Chicago Cubs @ Montreal Expos
Olympic Stadium, Montreal, QB
Wed Jul 27 1988, 7:05 PM EDT
Att: 18,227 - Dome - 70 F

AB	37
R	5
H	13
RBI	4
BB	3
SO	7
LOB	16



Batter	1	2	3	4	5	6	7	8	9	AB	R	H	RBI	BB	SO	LOB	TOP					
Vince Coleman, S (1, 7) OBP: 0.320, SLG: 0.358			L7							4	0	1	0	1	2	0	St. Louis Cardinals @ Montreal Expos Olympic Stadium, Montreal, QB Fri Jul 29 1988, 7:05 PM EDT Att: 32,198 - Dome - 70 F					
Ozzie Smith, S (1, 6) OBP: 0.344, SLG: 0.335	L9			SF7				F7		3	2	1	1	1	0	1						
Willie McGee, S (1, 8) OBP: 0.339, SLG: 0.376										4	2	4	1	1	0	0						
Tom Brunansky, R (1, 9) OBP: 0.360, SLG: 0.411	FC6-4		6-3				F6	F5		5	0	0	1	0	1	7						
Terry Pendleton, S (1, 5)		F9			3-1					5	0	2	2	0	1	1						
Mike Laga, L (1, 3) OBP: 0.184, SLG: 0.229			F6		3-1		L9			5	0	1	0	0	1	3						
José Oquendo, S (1, 4) OBP: 0.346, SLG: 0.336	FC4-6			G3	L4		F8			4	1	0	0	0	0	2						
Tony Peña, R (1, 2) OBP: 0.293, SLG: 0.367						5-3		6-3		4	2	2	2	0	0	0						
Jose DeLeon, R (1, 1) OBP: 0.109, SLG: 0.089	6-3							4-3		3	0	0	0	0	1	0						
Dan Quisenberry, R (9, 1)										0	0	0	0	0	0	0						
Ken Dayley, L (9, 1)										0	0	0	0	0	0	0						
Todd Worrell, R (9, 1)										0	0	0	0	0	0	0						
Inning Stats	R: 0 E: 0 K: 1 S: 11	H: 1 LOB: 1 BB: 0 P: 17	R: 2 E: 0 K: 0 S: 12	H: 2 LOB: 0 BB: 0 P: 17	R: 2 E: 0 K: 0 S: 17	H: 2 LOB: 1 BB: 1 P: 30	R: 1 E: 0 K: 1 S: 14	H: 3 LOB: 3 BB: 0 P: 24	R: 0 E: 0 K: 0 S: 6	H: 0 LOB: 0 BB: 0 P: 11	R: 0 E: 0 K: 2 S: 9	H: 0 LOB: 0 BB: 0 P: 12	R: 2 E: 1 K: 0 S: 15	H: 3 LOB: 1 BB: 0 P: 24	R: 0 E: 0 K: 0 S: 7	H: 0 LOB: 1 BB: 1 P: 13	R: 0 E: 0 K: 2 S: 13	H: 0 LOB: 1 BB: 1 P: 24	1B: 10 2B: 0 3B: 0 HR: 1	SF: 1 SAC: 0 DP: 0 HBP: 1	WP: 1 PB: 1 SB: 5 CS: 0	PA: 42
PITCHER	IP WLS BF H R ER SO BB IBB HBP BLK WP HR S P ERA WHIP																					
Pascual Perez, R (1, 1) ERA: 2.08	3.2 L 21 8 5 5 1 1 0 1 0 0 1 1 51 84 12.27 2.455																					
Tim Barrett, R (4, 1) ERA: 5.09	3.1 13 3 2 2 3 0 0 0 0 0 0 0 33 51 5.40 0.900																					
Brian Holman, R (8, 1) ERA: 2.62	1.0 4 0 0 0 0 1 0 0 0 0 0 0 7 13 0.00 1.000																					
Andy McGaffigan, R (9, 1) ERA: 3.27	1.0 4 0 0 0 2 1 0 0 0 0 0 0 13 24 0.00 1.000																					

AB	37
R	7
H	11
RBI	7
BB	3
SO	6
LOB	14



Batter	1	2	3	4	5	6	7	8	9	AB	R	H	RBI	BB	SO	LOB	BOTTOM					
Otis Nixon, S (1, 7) OBP: 0.278, SLG: 0.267			G3				G3		G3	4	0	1	1	1	0	2	St. Louis Cardinals @ Montreal Expos Olympic Stadium, Montreal, QB Fri Jul 29 1988, 7:05 PM EDT Att: 32,198 - Dome - 70 F					
Dave Martinez, L (1, 8) OBP: 0.292, SLG: 0.319				F6				4-3		4	0	0	0	0	2	2						
Mike Fitzgerald, R (9, PH) OBP: 0.386, SLG: 0.451										1	0	1	0	0	0	0						
Wallace Johnson, S (1, 3) OBP: 0.366, SLG: 0.380	F5					G3		6-3	K2-3	3	0	0	0	1	0	2						
Tim Wallach, R (9, PH) OBP: 0.309, SLG: 0.407										1	0	0	0	0	1	1						
Hubie Brooks, R (1, 9) OBP: 0.304, SLG: 0.423	5-3									2	0	0	0	0	0	2						
Tracy Jones, R (6, 9) OBP: 0.350, SLG: 0.321										2	1	2	0	0	0	0						
Graig Nettles, L (1, 5) OBP: 0.246, SLG: 0.271										4	1	2	0	0	1	1						
Tom Foley, L (1, 4) OBP: 0.316, SLG: 0.361										4	1	2	0	0	2	2						
Nelson Santovenia, R (1, 2) OBP: 0.306, SLG: 0.362			K2-3							4	0	1	2	0	2	3						
Rex Hudler, R (1, 6) OBP: 0.342, SLG: 0.408			F7							4	1	1	1	0	0	3						
Pascual Perez, R (1, 1) ERA: 4.11										1	0	0	0	0	0	0						
Tim Barrett, L (4, 1) ERA: 5.09										1	0	0	0	0	1	0						
Andrés Galarraga, R (7, PH) OBP: 0.336, SLG: 0.576										0	0	0	0	1	0	0						
Brian Holman, R (8, 1) ERA: 2.62										0	0	0	0	0	0	0						
Andy McGaffigan, R (9, 1) ERA: 3.27										0	0	0	0	0	0	0						
Luis Rivera, R (9, PH) OBP: 0.258, SLG: 0.325										1	1	1	1	0	0	0						
Inning Stats	R: 0 E: 0 K: 1 S: 10	H: 0 LOB: 1 BB: 1 P: 17	R: 0 E: 0 K: 3 S: 10	H: 0 LOB: 0 BB: 0 P: 16	R: 0 E: 0 K: 0 S: 8	H: 0 LOB: 0 BB: 0 P: 11	R: 0 E: 0 K: 0 S: 6	H: 0 LOB: 0 BB: 1 P: 12	R: 0 E: 0 K: 1 S: 11	H: 2 LOB: 1 BB: 0 P: 14	R: 0 E: 0 K: 2 S: 9	H: 1 LOB: 1 BB: 0 P: 12	R: 2 E: 0 K: 1 S: 13	H: 3 LOB: 2 BB: 1 P: 22	R: 0 E: 0 K: 0 S: 6	H: 1 LOB: 1 BB: 0 P: 9	R: 3 E: 0 K: 1 S: 18	H: 4 LOB: 1 BB: 0 P: 24	1B: 7 2B: 3 3B: 1 HR: 0	SF: 0 SAC: 0 DP: 2 HBP: 0	WP: 1 PB: 0 SB: 1 CS: 0	PA: 39
PITCHER	IP WLS BF H R ER SO BB IBB HBP BLK WP HR S P ERA WHIP																					
Jose DeLeon, R (1, 1) ERA: 4.11	0.1 W 2 1 1 1 0 0 0 0 0 0 0 6 6 27.00 3.000																					
Dan Quisenberry, R (9, 1) ERA: 3.49	0.0 1 1 0 0 0 0 0 0 0 0 0 2 4 ∞ ∞																					
Ken Dayley, L (9, 1) ERA: 3.52	0.1 S 1 0 0 0 1 0 0 0 0 0 0 4 5 0.00 0.000																					
Todd Worrell, R (9, 1) ERA: 3.44																						

AB	36
R	5
H	11
RBI	5
BB	3
SO	9
LOB	18



Batter	1	2	3	4	5	6	7	8	9	AB	R	H	RBI	BB	SO	LOB	TOP					
Vince Coleman, S (1, 7) OBP: 0.317, SLG: 0.354	F7		K			F8			F8	4	0	0	0	0	1	1						
Ozzie Smith, S (1, 6) OBP: 0.342, SLG: 0.330	6-3			1B	G3	F6			3-1	3	0	0	0	1	0	0						
Willie McGee, S (1, 8) OBP: 0.340, SLG: 0.377		2B		G3		G3			4-3	4	0	1	0	0	0	1						
Terry Pendleton, S (1, 5) OBP: 0.311, SLG: 0.389	K			1-2	1B		P1			3	0	1	0	0	1	1						
Mike Laga, L (1, 3) OBP: 0.164, SLG: 0.204		G3		K		L8				3	0	0	0	0	1	2						
Curt Ford, L (1, 9) OBP: 0.220, SLG: 0.213	F8			G3		L9				3	0	0	0	0	0	2						
Tom Pagnozzi, R (1, 2) OBP: 0.318, SLG: 0.337								L1		3	0	0	0	0	0	0						
Tim Jones, L (1, 4) OBP: 0.214, SLG: 0.154						F8		L8		3	0	1	0	0	0	0						
Danny Cox, R (1, 1) OBP: 0.043, SLG: 0.043										2	0	0	0	0	0	1						
Tony Peña, R (8, PH) OBP: 0.292, SLG: 0.366				B3		6-3				1	0	0	0	0	0	0						
Scott Terry, R (8, 1)								4-3		0	0	0	0	0	0	0						
Inning Stats	R: 0 E: 0 K: 1 S: 15	H: 1 LOB: 1 BB: 0 P: 22	R: 0 E: 0 K: 0 S: 4	H: 0 LOB: 0 BB: 0 P: 8	R: 0 E: 0 K: 1 S: 6	H: 1 LOB: 0 BB: 0 P: 8	R: 0 E: 0 K: 1 S: 13	H: 1 LOB: 2 BB: 1 P: 22	R: 0 E: 0 K: 0 S: 5	H: 0 LOB: 0 BB: 0 P: 7	R: 0 E: 0 K: 0 S: 6	H: 0 LOB: 0 BB: 0 P: 9	R: 0 E: 0 K: 0 S: 9	H: 0 LOB: 0 BB: 0 P: 13	R: 0 E: 0 K: 0 S: 5	H: 0 LOB: 0 BB: 0 P: 8	R: 0 E: 0 K: 0 S: 6	H: 0 LOB: 0 BB: 0 P: 8	1B: 2 2B: 1 3B: 0 HR: 0	SF: 0 SAC: 0 DP: 0 HBP: 0	WP: 0 PB: 0 SB: 0 CS: 1	PA: 30
PITCHER Dennis Martinez, R (1, 1) ERA: 2.36	IP: 9.0 WLS: W BF: 30 H: 3 R: 0 ER: 0 SO: 3 BB: 1 IBB: 0 HBP: 0 BLK: 0 WP: 0 HR: 0 S: 69 P: 105 ERA: 0.00 WHIP: 0.444																					

St. Louis Cardinals @ Montreal Expos
Olympic Stadium, Montreal, QB
Sun Jul 31 1988, 3:33 AM EDT
Att: 35,016 - Dome - 70 F

AB 29
R 0
H 3
RBI 0
BB 1
SO 3
LOB 8



Batter	1	2	3	4	5	6	7	8	9	AB	R	H	RBI	BB	SO	LOB	BOTTOM			
Otis Nixon, S (1, 7) OBP: 0.291, SLG: 0.283	F8		1B		E		1B			3	1	3	0	1	0	0				
Dave Martinez, L (1, 8) OBP: 0.300, SLG: 0.323	K				F7		CS			4	0	2	1	0	1	2				
Andres Galarraga, R (1, 3) OBP: 0.363, SLG: 0.574	F8				K		CS		4-3	4	0	0	0	0	2	3				
Tim Wallach, R (1, 5) OBP: 0.306, SLG: 0.402	F4			2B	F2				5-3	4	1	1	0	0	0	2				
Tom Foley, L (1, 4) OBP: 0.315, SLG: 0.364		F8		SF8		F9			4-3	4	0	1	0	0	0	0				
Tracy Jones, R (1, 9) OBP: 0.339, SLG: 0.304		4-3			K		S			2	0	0	0	1	1	2				
Nelson Santovenia, R (1, 2) OBP: 0.305, SLG: 0.377		6-3			SF8		BB		F9	2	0	0	1	0	0	1				
Rex Hudler, R (1, 6) OBP: 0.337, SLG: 0.390			L7		S				L7	2	0	0	0	1	0	1				
Dennis Martinez, R (1, 1) OBP: 0.228, SLG: 0.218			K		IBB				K	3	0	0	0	0	3	2				
Inning Stats	R: 0 E: 0 K: 1 S: 14	H: 1 LOB: 1 BB: 0 P: 19	R: 0 E: 0 K: 0 S: 9	H: 0 LOB: 0 BB: 0 P: 12	R: 1 E: 0 K: 2 S: 15	H: 2 LOB: 1 BB: 0 P: 22	R: 1 E: 0 K: 2 S: 10	H: 2 LOB: 2 BB: 1 P: 17	R: 0 E: 0 K: 1 S: 10	H: 0 LOB: 1 BB: 1 P: 18	R: 0 E: 0 K: 0 S: 7	H: 0 LOB: 1 BB: 1 P: 12	R: 0 E: 0 K: 1 S: 8	H: 2 LOB: 0 BB: 0 P: 13	R: 0 E: 0 K: 0 S: 9	H: 0 LOB: 0 BB: 0 P: 13	1B: 5 2B: 2 3B: 0 HR: 0	SF: 1 SAC: 0 DP: 0 HBP: 0	WP: 0 PB: 0 SB: 5 CS: 1	PA: 33
PITCHER Danny Cox, R (1, 1) ERA: 3.8	IP: 7.0 WLS: L BF: 29 H: 7 R: 2 ER: 2 SO: 7 BB: 2 IBB: 0 HBP: 0 BLK: 0 WP: 0 HR: 0 S: 73 P: 113 ERA: 2.57 WHIP: 1.286																			
Scott Terry, R (8, 1) ERA: 3.59	IP: 1.0 WLS: 3 BF: 0 H: 0 R: 0 ER: 0 SO: 0 BB: 0 IBB: 0 HBP: 0 BLK: 0 WP: 0 HR: 9 S: 13 P: 13 ERA: 0.00 WHIP: 0.000																			

St. Louis Cardinals @ Montreal Expos
Olympic Stadium, Montreal, QB
Sun Jul 31 1988, 3:33 AM EDT
Att: 35,016 - Dome - 70 F

AB 28
R 2
H 7
RBI 2
BB 3
SO 7
LOB 13



Batter	1	2	3	4	5	6	7	8	9	AB	R	H	RBI	BB	SO	LOB	TOP							
Dave Martinez, L (1, 8) OBP: 0.305, SLG: 0.321	E6 G5-3 1B	K		L6		G4-3		G4-6-3 1-2		5	1	1	0	0	1	1								
Tim Raines, S (1, 7) OBP: 0.362, SLG: 0.431	G4-3 1B		G4-3	S		G4-3 1B		G4-3		5	0	3	0	0	0	0								
Andres Calaraga, R (1, 3) OBP: 0.362, SLG: 0.569	G5-3 1-2 3-H		K	K		G5-3		G5-3		4	0	0	1	0	2	3								
Hubie Brooks, R (1, 9) OBP: 0.306, SLG: 0.424	G4-3									4	1	1	0	0	0	1								
Otis Nixon, S (7, 8) OBP: 0.301, SLG: 0.295	G4-3									1	0	1	0	0	0	0								
Tim Wallach, R (1, 5) OBP: 0.308, SLG: 0.399										4	0	1	0	0	0	1								
Tom Foley, L (1, 4) OBP: 0.328, SLG: 0.377										3	0	3	1	1	0	0								
Mike Fitzgerald, R (1, 2) OBP: 0.389, SLG: 0.463										3	0	0	0	1	1	5								
Rex Hudler, R (1, 6) OBP: 0.340, SLG: 0.484										4	1	1	1	0	0	3								
John Dopson, L (1, 1) OBP: 0.094, SLG: 0.065										3	0	0	0	0	3	0								
Graig Nettles, L (8, PH) OBP: 0.254, SLG: 0.279										1	0	1	0	0	0	0								
Pascual Perez, R (8, PR)										0	0	0	0	0	0	0								
Andy McGaffigan, R (8, 1)										0	0	0	0	0	0	0								
Tim Burke, R (9, 1)										0	0	0	0	0	0	0								
Inning Stats	R: 1 E: 1 K: 1 S: 16	H: 2 LOB: 3 BB: 1 P: 28	R: 0 E: 0 K: 2 S: 9	H: 0 LOB: 0 BB: 0 P: 13	R: 1 E: 0 K: 1 S: 21	H: 3 LOB: 3 BB: 1 P: 30	R: 0 E: 0 K: 2 S: 8	H: 1 LOB: 1 BB: 0 P: 11	R: 0 E: 0 K: 0 S: 12	H: 1 LOB: 1 BB: 0 P: 18	R: 1 E: 0 K: 1 S: 14	H: 2 LOB: 1 BB: 0 P: 17	R: 0 E: 0 K: 0 S: 8	H: 1 LOB: 1 BB: 0 P: 17	R: 0 E: 0 K: 0 S: 7	H: 1 LOB: 1 BB: 0 P: 12	R: 0 E: 0 K: 0 S: 6	H: 1 LOB: 1 BB: 0 P: 9	1B: 10 2B: 1 3B: 0 HR: 1	SF: 0 SAC: 0 DP: 1 HBP: 2	WP: 0 PB: 0 SB: 4 CS: 0	PA: 41		
PITCHER	IP WLS BF H R ER SO BB IBB HBP BLK WP HR S P ERA WHIP	7.0 L 34 10 3 3 7 2 0 1 0 0 1 88 134 3.86 1.714	2.0 7 2 0 0 0 0 0 0 1 0 0 0 13 21 0.00 1.000																					

Montreal Expos @ Pittsburgh Pirates
Three Rivers Stadium, Pittsburgh, PA
 Thu Aug 04 1988, 7:05 PM EDT
 Att: 17,726 - Unknown - 83 F

AB	37
R	3
H	12
RBI	3
BB	2
SO	7
LOB	14



Batter	1	2	3	4	5	6	7	8	9	AB	R	H	RBI	BB	SO	LOB	BOTTOM							
Barry Bonds, L (1, 7) OBP: 0.375, SLG: 0.531	G1-3 1B 2B		L8			P6		G4-1 S 1B		4	1	2	0	0	0	0								
Jose Lind, R (1, 4) OBP: 0.294, SLG: 0.308	G1-3 2-3		G1-3			G6-3		K		4	0	0	0	0	1	2								
Andy Van Slyke, L (1, 8) OBP: 0.348, SLG: 0.534	S 1B							G4-1		4	1	2	2	0	1	1								
Bobby Bonilla, S (1, 5) OBP: 0.378, SLG: 0.496	L8					F8		K		4	0	0	0	0	2	2								
Sid Bream, L (1, 3) OBP: 0.338, SLG: 0.440	F9					G4-3				3	0	1	0	1	0	1								
Glenn Wilson, R (1, 9) OBP: 0.284, SLG: 0.317	G4-3									2	0	0	0	1	1	0								
Tom Prince, R (1, 2) OBP: 0.286, SLG: 0.267	F8									1	0	0	0	1	0	0								
Rafael Belliard, R (1, 6) OBP: 0.286, SLG: 0.267	G6-3									2	0	0	0	0	0	1								
Denny Gonzalez, R (7, PH) OBP: 0.316, SLG: 0.219										2	0	0	0	0	1	4								
Brian Fisher, R (1, 1) OBP: 0.128, SLG: 0.083										2	0	0	0	0	2	1								
R.J. Reynolds, S (7, PH) OBP: 0.258, SLG: 0.357										1	0	0	0	0	0	2								
Jeff Robinson, R (8, 1) OBP: 0.194, SLG: 0.083										0	0	0	0	0	0	0								
Orestes Destrade, S (9, PH) OBP: 0.182, SLG: 0.190										1	0	0	0	0	1	2								
Inning Stats	R: 1 E: 0 K: 0 S: 13	H: 2 LOB: 1 BB: 0 P: 22	R: 0 E: 0 K: 0 S: 6	H: 0 LOB: 0 BB: 0 P: 8	R: 0 E: 0 K: 1 S: 11	H: 0 LOB: 0 BB: 0 P: 19	R: 0 E: 0 K: 1 S: 6	H: 0 LOB: 0 BB: 0 P: 8	R: 0 E: 0 K: 2 S: 7	H: 0 LOB: 1 BB: 1 P: 13	R: 1 E: 0 K: 1 S: 9	H: 1 LOB: 0 BB: 0 P: 15	R: 0 E: 0 K: 0 S: 11	H: 1 LOB: 2 BB: 1 P: 17	R: 0 E: 0 K: 2 S: 11	H: 1 LOB: 1 BB: 0 P: 17	R: 0 E: 0 K: 2 S: 14	H: 0 LOB: 2 BB: 1 P: 24	1B: 3 2B: 1 3B: 0 HR: 1	SF: 0 SAC: 2 DP: 0 HBP: 1	WP: 0 PB: 0 SB: 3 CS: 0	PA: 36		
PITCHER	IP WLS BF H R ER SO BB IBB HBP BLK WP HR S P ERA WHIP	7.0 W 27 4 2 2 5 2 0 0 0 0 0 63 102 2.57 0.857	1.0 5 1 0 0 2 1 0 0 0 0 0 0 13 23 0.00 2.000																					

Montreal Expos @ Pittsburgh Pirates
Three Rivers Stadium, Pittsburgh, PA
 Thu Aug 04 1988, 7:05 PM EDT
 Att: 17,726 - Unknown - 83 F

AB	30
R	2
H	5
RBI	2
BB	3
SO	9
LOB	16



Batter	1	2	3	4	5	6	7	8	9	AB	R	H	RBI	BB	SO	LOB	TOP										
Rex Hudler, R OBP: 0.363, SLG: 0.495 (1, 4)										4	1	3	0	1	0	2	Montreal Expos @ St. Louis Cardinals Busch Stadium, St. Louis, MO Fri Aug 05 1988, 7:05 PM CDT Att: 45,023 - Unknown - 85 F										
Tim Raines, S OBP: 0.361, SLG: 0.430 (1, 7)										3	1	1	1	0	0	2											
Andres Galarraga, R OBP: 0.363, SLG: 0.567 (1, 3)										3	0	1	1	1	1	1											
Hubie Brooks, R OBP: 0.306, SLG: 0.422 Otis Nixon, S OBP: 0.299, SLG: 0.293 (6, PR) (6, 8)										2	0	0	0	1	0	1											
Tim Wallach, R OBP: 0.307, SLG: 0.397 (1, 5)										4	0	1	0	0	0	2											
Tracy Jones, R OBP: 0.341, SLG: 0.303 (1, 8) (6, 9)										4	0	1	0	0	0	1											
Nelson Santovenia, R OBP: 0.303, SLG: 0.395 (1, 2)										4	0	1	0	0	0	3											
Luis Rivera, R OBP: 0.255, SLG: 0.321 (1, 6)										3	1	1	0	1	0	0											
Dennis Martinez, R OBP: 0.233, SLG: 0.224 (1, 1)										3	0	1	0	0	1	0											
Inning Stats	R: 2 E: 0 K: 0 S: 13	H: 3 LOB: 0 BB: 0 P: 19	R: 0 E: 0 K: 0 S: 6	H: 0 LOB: 0 BB: 0 P: 7	R: 0 E: 0 K: 0 S: 7	H: 1 LOB: 0 BB: 0 P: 10	R: 0 E: 0 K: 1 S: 11	H: 2 LOB: 2 BB: 0 P: 19	R: 1 E: 0 K: 0 S: 6	H: 1 LOB: 1 BB: 1 P: 11	R: 0 E: 0 K: 0 S: 4	H: 0 LOB: 1 BB: 1 P: 10	R: 0 E: 0 K: 1 S: 13	H: 1 LOB: 1 BB: 0 P: 18	R: 0 E: 0 K: 0 S: 4	H: 0 LOB: 0 BB: 1 P: 10		R: 0 E: 0 K: 0 S: 10	H: 2 LOB: 2 BB: 1 P: 20	1B: 8 2B: 2 3B: 0 HR: 0	SF: 1 SAC: 1 DP: 3 HBP: 0	WP: 0 PB: 0 SB: 1 CS: 1	PA: 37				
PITCHER	IP	WLS	BF	H	R	ER	SO	BB	IBB	HBP	BLK	WP	HR	S	P	ERA	WHIP										
John Tudor, L ERA: 2.42 Scott Terry, R ERA: 3.25	(1, 1) (8, 1)	7.0 8	L 29	8 2	3 0	3 0	2 0	2 2	0 0	0 0	0 0	0 0	0 0	60 14	94 30	3.86 0.00	1.429 2.000										

Batter	1	2	3	4	5	6	7	8	9	AB	R	H	RBI	BB	SO	LOB	BOTTOM										
Vince Coleman, S OBP: 0.314, SLG: 0.349 (1, 7)										4	1	2	0	0	0	0	Montreal Expos @ St. Louis Cardinals Busch Stadium, St. Louis, MO Fri Aug 05 1988, 7:05 PM CDT Att: 45,023 - Unknown - 85 F										
Ozzie Smith, S OBP: 0.341, SLG: 0.322 (1, 6)										4	0	0	0	0	0	2											
Willie McGee, S OBP: 0.339, SLG: 0.378 (1, 8)										4	0	1	0	0	0	1											
Tom Brunansky, R OBP: 0.361, SLG: 0.421 (1, 9)										3	0	1	1	1	1	1											
Terry Pendleton, S OBP: 0.309, SLG: 0.377 Tom Lawless, R OBP: 0.176, SLG: 0.188 (9, 5)										4	0	0	0	0	1	2											
José Oquendo, S OBP: 0.351, SLG: 0.343 (1, 4)										4	0	2	0	0	1	0											
Mike Laga, L OBP: 0.152, SLG: 0.185 (1, 3)										4	0	1	0	0	0	2											
Tony Peña, R OBP: 0.289, SLG: 0.358 (1, 2)										4	0	1	0	0	0	3											
John Tudor, L OBP: 0.152, SLG: 0.093 Tim Jones, L OBP: 0.250, SLG: 0.167 Scott Terry, R OBP: 0.212, SLG: 0.205 (8, PH)										2	0	0	0	0	1	3											
Inning Stats	R: 0 E: 0 K: 1 S: 11	H: 2 LOB: 1 BB: 0 P: 13	R: 0 E: 1 K: 0 S: 8	H: 1 LOB: 2 BB: 0 P: 9	R: 1 E: 1 K: 1 S: 13	H: 2 LOB: 1 BB: 0 P: 17	R: 0 E: 0 K: 1 S: 11	H: 1 LOB: 1 BB: 0 P: 15	R: 0 E: 0 K: 0 S: 7	H: 0 LOB: 0 BB: 0 P: 8	R: 0 E: 0 K: 0 S: 8	H: 1 LOB: 1 BB: 0 P: 11	R: 0 E: 0 K: 0 S: 7	H: 0 LOB: 0 BB: 0 P: 10	R: 0 E: 0 K: 0 S: 13	H: 0 LOB: 1 BB: 1 P: 21	R: 0 E: 0 K: 2 S: 13	H: 1 LOB: 1 BB: 0 P: 18	1B: 8 2B: 0 3B: 0 HR: 0	SF: 0 SAC: 0 DP: 0 HBP: 0	WP: 0 PB: 0 SB: 1 CS: 1	PA: 36					
PITCHER	IP	WLS	BF	H	R	ER	SO	BB	IBB	HBP	BLK	WP	HR	S	P	ERA	WHIP										
Dennis Martinez, R ERA: 2.24	(1, 1)	9.0 W	36 36	8 8	1 1	0 0	5 5	1 1	0 0	0 0	0 0	0 0	0 0	91 91	122 122	0.00 0.00	1.000 1.000										

AB	31
R	3
H	10
RBI	2
BB	4
SO	2
LOB	13

AB	35
R	1
H	8
RBI	1
BB	1
SO	5
LOB	15



Batter	1	2	3	4	5	6	7	8	9	AB	R	H	RBI	BB	SO	LOB	TOP								
Otis Nixon, S <small>OBP: 0.303, SLG: 0.304</small> (1, 8) X										5	1	2	2	0	0	0									
Dave Martinez, L <small>OBP: 0.307, SLG: 0.322</small> (1, 9) 1 SAFE									5	1	2	0	0	2	2										
Tim Raines, S <small>OBP: 0.362, SLG: 0.432</small> (1, 7) 1 SAFE									3	0	1	1	1	0	2										
Andres Galarraga, R <small>OBP: 0.361, SLG: 0.565</small> (1, 3) C X									5	0	1	0	0	2	4										
Graig Nettles, L <small>OBP: 0.268, SLG: 0.270</small> (1, 5) B B B										2	1	0	0	2	1	3									
Tim Wallach, R <small>OBP: 0.307, SLG: 0.397</small> (7, 5)										4	0	2	2	0	0	1									
Tom Foley, L <small>OBP: 0.331, SLG: 0.388</small> (1, 4) X										3	1	1	0	0	1	1									
Mike Fitzgerald, R <small>OBP: 0.368, SLG: 0.459</small> (1, 2) X										4	1	2	0	0	2	1									
Rex Hudler, R <small>OBP: 0.368, SLG: 0.495</small> (1, 6)										1	0	0	0	0	0	0									
Brian Holman, R <small>OBP: 0.137, SLG: 0.139</small> (5, PH)										1	0	0	0	0	0	0									
Neal Heaton, S <small>OBP: 0.385, SLG: 0.377</small> (6, 1)										1	0	0	0	0	1	1									
Andy McGaffigan, R <small>OBP: 0.138, SLG: 0.138</small> (7, 1)										0	0	0	0	0	0	0									
Tracy Jones, R <small>OBP: 0.129, SLG: 0.130</small> (8, PH)										0	0	0	0	0	1	1									
Joe Hesketh, R <small>OBP: 0.129, SLG: 0.130</small> (8, 1)										0	0	0	0	0	0	0									
Tim Burke, R <small>OBP: 0.129, SLG: 0.130</small> (8, 1)										0	0	0	0	0	0	0									
Inning Stats	R: 3 E: 0 K: 0 S: 8	H: 3 LOB: 1 BB: 1 P: 17	R: 0 E: 0 K: 1 S: 11	H: 0 LOB: 0 BB: 0 P: 18	R: 0 E: 0 K: 1 S: 9	H: 1 LOB: 1 BB: 0 P: 14	R: 2 E: 1 K: 1 S: 14	H: 3 LOB: 2 BB: 0 P: 22	R: 0 E: 0 K: 1 S: 6	H: 0 LOB: 0 BB: 1 P: 11	R: 0 E: 0 K: 2 S: 9	H: 1 LOB: 0 BB: 0 P: 13	R: 0 E: 0 K: 1 S: 17	H: 1 LOB: 2 BB: 1 P: 25	R: 0 E: 0 K: 1 S: 8	H: 1 LOB: 1 BB: 0 P: 11	R: 0 E: 0 K: 1 S: 9	H: 1 LOB: 1 BB: 0 P: 16	1B: 7 2B: 3 3B: 1 HR: 0	SF: 1 SAC: 2 DP: 1 HBP: 0	WP: 0 PB: 0 SB: 1 CS: 1	PA: 40			
PITCHER	IP: 3.0 WLS: L BF: 14 H: 4 R: 3 ER: 3 SO: 2	IP: 3.0 WLS: L BF: 14 H: 4 R: 3 ER: 3 SO: 2	IP: 0.1 WLS: L BF: 1 H: 0 R: 0 ER: 0 SO: 0	IP: 0.1 WLS: L BF: 1 H: 0 R: 0 ER: 0 SO: 0	IP: 0.1 WLS: L BF: 1 H: 0 R: 0 ER: 0 SO: 0	IP: 0.1 WLS: L BF: 1 H: 0 R: 0 ER: 0 SO: 0	IP: 0.1 WLS: L BF: 1 H: 0 R: 0 ER: 0 SO: 0	IP: 0.1 WLS: L BF: 1 H: 0 R: 0 ER: 0 SO: 0	IP: 0.1 WLS: L BF: 1 H: 0 R: 0 ER: 0 SO: 0	IP: 0.1 WLS: L BF: 1 H: 0 R: 0 ER: 0 SO: 0	ERA: 9.00 WHIP: 1.667	ERA: 18.00 WHIP: 3.000	ERA: 0.00 WHIP: 0.000	ERA: 0.00 WHIP: 0.000	ERA: 0.00 WHIP: 0.000	ERA: 0.00 WHIP: 0.000	ERA: 0.00 WHIP: 0.000	ERA: 0.00 WHIP: 0.000	ERA: 0.00 WHIP: 0.000	ERA: 0.00 WHIP: 0.000	ERA: 0.00 WHIP: 0.000	ERA: 0.00 WHIP: 0.000	ERA: 0.00 WHIP: 0.000	ERA: 0.00 WHIP: 0.000	ERA: 0.00 WHIP: 0.000

Montreal Expos @ St. Louis Cardinals
 Busch Stadium, St. Louis, MO
 Sat Aug 06 1988, 3:33 AM CDT
 Att: 36,338 - Sunny - 87 F

AB	34
R	5
H	11
RBI	5
BB	3
SO	9
LOB	16



Batter	1	2	3	4	5	6	7	8	9	AB	R	H	RBI	BB	SO	LOB	BOTTOM
Vince Coleman, S <small>OBP: 0.315, SLG: 0.350</small> (1, 7) B X										5	1	2	1	0	0	1	
Ozzie Smith, S <small>OBP: 0.343, SLG: 0.324</small> (1, 6) B X										4	0	2	1	1	0	0	
Willie McGee, S <small>OBP: 0.338, SLG: 0.376</small> (1, 8) B B B										5	0	1	1	0	1	6	
Tom Brunansky, R <small>OBP: 0.359, SLG: 0.417</small> (1, 9) X										4	0	0	0	1	0	4	
Terry Pendleton, S <small>OBP: 0.314, SLG: 0.385</small> (1, 5) B X										5	1	3	0	0	0	2	
José Oquendo, S <small>OBP: 0.350, SLG: 0.341</small> (1, 4) F X										4	0	1	0	0	1	2	
Mike Laga, L <small>OBP: 0.157, SLG: 0.176</small> (1, 3) B B B										3	0	0	0	1	2	1	
Tom Pagnozzi, R <small>OBP: 0.309, SLG: 0.336</small> (9, 1)										3	2	2	1	0	1	1	
Ken Dayley, L <small>OBP: 0.309, SLG: 0.336</small> (9, 1)										0	0	0	0	0	0	0	
Todd Worrell, R <small>OBP: 0.309, SLG: 0.336</small> (9, 1)										0	0	0	0	0	0	0	
Danny Cox, R <small>OBP: 0.243, SLG: 0.043</small> (3, PH)										0	0	0	0	0	0	0	
Tim Lincecum, L <small>OBP: 0.208, SLG: 0.211</small> (4, 1)										1	0	1	0	0	0	0	
Larry McWilliams, L <small>OBP: 0.114, SLG: 0.172</small> (4, PH)										0	0	0	0	0	0	0	
Curt Ford, S <small>OBP: 0.155, SLG: 0.203</small> (5, 1)										0	0	0	0	0	0	0	
John Costello, R <small>OBP: 0.131, SLG: 0.131</small> (5, PH)										0	0	0	0	0	0	0	
Steve Lake, R <small>OBP: 0.131, SLG: 0.131</small> (8, 1)										1	0	1	0	0	0	0	
Dan Quisenberry, R <small>OBP: 0.131, SLG: 0.131</small> (8, 1)										0	0	0	0	0	0	0	
Tony Peña, R <small>OBP: 0.131, SLG: 0.131</small> (8, 2)										1	0	0	0	0	0	0	
Inning Stats	R: 0 E: 0 K: 0 S: 6	H: 0 LOB: 0 BB: 0 P: 11	R: 0 E: 0 K: 0 S: 5	H: 0 LOB: 0 BB: 0 P: 6	R: 1 E: 0 K: 1 S: 13	H: 2 LOB: 2 BB: 1 P: 19	R: 1 E: 0 K: 1 S: 14	H: 2 LOB: 2 BB: 1 P: 24	R: 0 E: 0 K: 0 S: 1								

Batter	1	2	3	4	5	6	7	8	9	AB	R	H	RBI	BB	SO	LOB	TOP										
Rex Hudler, R OBP: 0.360, SLG: 0.515 (1, 4)										4	1	1	2	0	2	3											
Tim Raines, S OBP: 0.360, SLG: 0.438 Dave Martinez, L OBP: 0.307, SLG: 0.322 (1, 7) (9, 9)										5	1	1	3	0	0	1											
Andres Galarraga, R OBP: 0.363, SLG: 0.565 Tim Barrett, L (1, 3) (7, 1)										4	1	2	0	0	0	0											
Hubie Brooks, R OBP: 0.308, SLG: 0.425 Otis Nixon, S OBP: 0.301, SLG: 0.302 (6, PR) (6, 8)										4	0	2	0	0	1	1											
Tim Wallach, R OBP: 0.308, SLG: 0.407 Tom Foley, L OBP: 0.331, SLG: 0.388 (1, 5) (9, 5)										5	1	2	3	0	1	1											
Tracy Jones, R OBP: 0.326, SLG: 0.288 (6, 9) (9, 7)										5	0	0	0	0	0	2											
Nelson Santovenia, R OBP: 0.311, SLG: 0.464 (1, 2)										4	3	2	0	1	1	1											
Luis Rivera, R OBP: 0.261, SLG: 0.333 (1, 6)										4	3	3	1	0	0	0											
Bryn Smith, R OBP: 0.179, SLG: 0.184 Wallace Johnson, S OBP: 0.377, SLG: 0.370 (7, PH) (7, 3)										2	0	2	2	0	0	0											
Inning Stats	R: 1 E: 0 K: 1 S: 15	H: 2 LOB: 1 BB: 0 P: 20	R: 2 E: 0 K: 0 S: 12	H: 2 LOB: 1 BB: 1 P: 20	R: 0 E: 0 K: 1 S: 10	H: 1 LOB: 1 BB: 0 P: 17	R: 3 E: 0 K: 1 S: 14	H: 4 LOB: 1 BB: 0 P: 20	R: 2 E: 0 K: 0 S: 9	H: 3 LOB: 1 BB: 0 P: 15	R: 3 E: 0 K: 2 S: 11	H: 3 LOB: 1 BB: 0 P: 14	R: 0 E: 0 K: 1 S: 8	H: 0 LOB: 0 BB: 0 P: 10	R: 0 E: 0 K: 1 S: 9	H: 0 LOB: 0 BB: 0 P: 12	R: 0 E: 0 K: 1 S: 10	H: 0 LOB: 0 BB: 0 P: 18	1B: 7 2B: 5 3B: 0 HR: 3	SF: 1 SAC: 1 DP: 0 HBP: 0	WP: 0 PB: 0 SB: 0 CS: 0	PA: 43					
PITCHER	IP	WLS	BF	H	R	ER	SO	BB	IBB	HBP	BLK	WP	HR	S	P	ERA	WHIP										
Joe Magrane, L ERA: 2.77 (1, 1)	3.1	L	18	7	5	5	2	1	0	0	0	0	1	44	67	13.50	2.400										
Scott Terry, R ERA: 3.64 (4, 1)	1.2		10	5	3	3	1	0	0	0	0	0	1	16	25	16.20	3.000										
Dan Quisenberry, R ERA: 3.79 (6, 1)	2.0		9	3	3	3	2	0	0	0	0	0	1	19	24	13.50	1.500										
Larry McWilliams, L ERA: 2.92 (8, 1)	2.0		6	0	0	0	2	0	0	0	0	0	0	19	30	0.00	0.000										

Montreal Expos @ St. Louis Cardinals
 Busch Stadium, St. Louis, MO
 Sun Aug 07 1988, 3:33 AM CDT
 Att: 27,748 - Sunny - 93 F

AB	40
R	11
H	15
RBI	11
BB	1
SO	7
LOB	9



Batter	1	2	3	4	5	6	7	8	9	AB	R	H	RBI	BB	SO	LOB	BOTTOM										
Vince Coleman, S OBP: 0.320, SLG: 0.361 (1, 7)										5	2	4	1	0	0	2											
Ozzie Smith, S OBP: 0.342, SLG: 0.322 Curt Ford, L OBP: 0.216, SLG: 0.210 (1, 6) (6, 8)										2	0	0	0	0	0	2											
Willie McGee, S OBP: 0.340, SLG: 0.378 Dan Quisenberry, R (6, 1)										3	0	2	1	0	0	0											
Tom Pagnozzi, R OBP: 0.306, SLG: 0.333 Larry McWilliams, L OBP: 0.194, SLG: 0.172 (7, PH) (8, 1)										3	0	1	0	0	0	2											
Tom Brunansky, R OBP: 0.359, SLG: 0.419 Tom Lawless, R OBP: 0.171, SLG: 0.182 (1, 9) (6, PR) (7, 9)										3	1	1	1	1	0	2											
Terry Pendleton, S OBP: 0.317, SLG: 0.396 (1, 5)										4	0	0	1	0	0	3											
José Quienro, S OBP: 0.346, SLG: 0.337 (1, 4)										4	0	1	0	0	1	4											
Mike Laga, L OBP: 0.162, SLG: 0.181 (1, 3)										3	1	0	0	1	0	1											
Tony Peña, R OBP: 0.288, SLG: 0.354 (1, 2)										1	0	0	0	0	1	0											
Joe Magrane, R OBP: 0.179, SLG: 0.296 Scott Terry, R (4, 1)										1	0	0	0	0	1	0											
Tim Jones, L OBP: 0.304, SLG: 0.238 (6, 6)										2	0	1	0	0	1	0											
Inning Stats	R: 1 E: 1 K: 1 S: 12	H: 2 LOB: 3 BB: 1 P: 22	R: 0 E: 1 K: 1 S: 9	H: 1 LOB: 1 BB: 0 P: 9	R: 0 E: 0 K: 0 S: 8	H: 1 LOB: 0 BB: 0 P: 11	R: 0 E: 0 K: 0 S: 6	H: 1 LOB: 1 BB: 0 P: 9	R: 0 E: 0 K: 0 S: 8	H: 1 LOB: 0 BB: 0 P: 13	R: 1 E: 0 K: 0 S: 7	H: 1 LOB: 1 BB: 0 P: 11	R: 1 E: 0 K: 0 S: 9	H: 2 LOB: 1 BB: 1 P: 16	R: 0 E: 0 K: 0 S: 9	H: 1 LOB: 0 BB: 0 P: 13	R: 1 E: 0 K: 1 S: 8	H: 1 LOB: 0 BB: 0 P: 9	1B: 8 2B: 3 3B: 0 HR: 2	SF: 0 SAC: 1 DP: 3 HBP: 0	WP: 0 PB: 0 SB: 4 CS: 0	PA: 38					
PITCHER	IP	WLS	BF	H	R	ER	SO	BB	IBB	HBP	BLK	WP	HR	S	P	ERA	WHIP										
Bryn Smith, R ERA: 3.27 (1, 1)	6.0	W	25	7	2	2	2	1	0	0	0	0	2	50	75	3.00	1.333										
Tim Barrett, R ERA: 6.46 (7, 1)	3.0	S	13	4	3	3	1	1	0	0	0	0	2	26	38	9.00	1.667										

Montreal Expos @ St. Louis Cardinals
 Busch Stadium, St. Louis, MO
 Sun Aug 07 1988, 3:33 AM CDT
 Att: 27,748 - Sunny - 93 F

AB	35
R	5
H	11
RBI	5
BB	2
SO	3
LOB	18



Batter	1	2	3	4	5	6	7	8	9	AB	R	H	RBI	BB	SO	LOB	TOP										
Dave Martinez, L (1, 8) OBP: 0.307, SLG: 0.322 Otis Nixon, S (8, PH) OBP: 0.299, SLG: 0.300	G4-3		G1-6-3		G6-3			K		3	0	1	1	0	0	1	Montreal Expos @ St. Louis Cardinals Busch Stadium, St. Louis, MO Mon Aug 08 1988, 7:05 PM CDT Att: 28,916 - Unknown - 95 F										
Tim Raines, S (1, 7) OBP: 0.359, SLG: 0.435	F8		G1-6-3		G4-3			1B		4	1	1	0	0	0	1											
Andres Galarraga, R (1, 3) OBP: 0.369, SLG: 0.567					L9			1B		4	0	3	1	0	0	0											
Hubie Brooks, R (1, 9) OBP: 0.307, SLG: 0.426	P3				G5-3			G4-6-3		4	0	1	0	0	0	2											
Tim Wallach, R (1, 5) OBP: 0.308, SLG: 0.405					WP			K		4	0	1	0	0	2	0											
Tom Foley, L (1, 4) OBP: 0.329, SLG: 0.383	G1-4-3				WP			G6-3		3	0	0	0	1	0	0											
Nelson Santovenia, R (1, 2) OBP: 0.309, SLG: 0.400	G5-3				L7			2B		4	0	1	0	0	1	2											
Rex Hudler, R (1, 6) OBP: 0.368, SLG: 0.538					SH3-4			P7		3	1	2	0	0	0	0											
Pascual Perez, R (1, 1) Graig Nettles, L (7, PH) OBP: 0.268, SLG: 0.270 Mike Fitzgerald, R (7, PH) OBP: 0.384, SLG: 0.453 Andy McGaffigan, R (7, 1)					SH3-4			G6-3		0	0	0	0	0	0	0											
										0	0	0	0	0	0	2											
										0	0	0	0	0	0	0											
Inning Stats	R: 0 E: 0 K: 0 S: 9	H: 1 LOB: 1 BB: 0 P: 16	R: 0 E: 0 K: 1 S: 11	H: 0 LOB: 0 BB: 0 P: 16	R: 1 E: 0 K: 0 S: 9	H: 2 LOB: 0 BB: 0 P: 10	R: 0 E: 0 K: 0 S: 9	H: 3 LOB: 2 BB: 1 P: 19	R: 0 E: 0 K: 0 S: 6	H: 0 LOB: 0 BB: 0 P: 9	R: 0 E: 0 K: 0 S: 5	H: 0 LOB: 0 BB: 0 P: 7	R: 0 E: 0 K: 1 S: 10	H: 2 LOB: 2 BB: 0 P: 18	R: 1 E: 0 K: 1 S: 8	H: 2 LOB: 0 BB: 0 P: 13	R: 0 E: 0 K: 1 S: 6	H: 0 LOB: 0 BB: 0 P: 8	1B: 7 2B: 3 3B: 0 HR: 0	SF: 0 SAC: 1 DP: 2 HBP: 1	WP: 1 PB: 0 SB: 1 CS: 1	PA: 34					
PITCHER	IP	WLS	BF	H	R	ER	SO	BB	IBB	HBP	BLK	WP	HR	S	P	ERA	WHIP										
Bob Forsch, R (1, 1) ERA: 4.2	6.2	W	26	8	1	1	2	0	1	1	0	1	0	58	94	1.35	1.200										
Ken Dayley, L (7, 1) ERA: 3.59	0.2		3	1	1	1	1	0	0	0	0	0	0	6	7	13.50	1.500										
Todd Worrell, R (8, 1) ERA: 3.46	1.2	S	5	1	0	0	1	0	0	0	0	0	0	9	15	0.00	0.600										

AB	31
R	2
H	10
RBI	2
BB	1
SO	4
LOB	8



Batter	1	2	3	4	5	6	7	8	9	AB	R	H	RBI	BB	SO	LOB	BOTTOM										
Vince Coleman, S (1, 7) OBP: 0.319, SLG: 0.360	L9		G5-3		HBP			K		4	0	1	1	0	1	0	Montreal Expos @ St. Louis Cardinals Busch Stadium, St. Louis, MO Mon Aug 08 1988, 7:05 PM CDT Att: 28,916 - Unknown - 95 F										
Ozzie Smith, S (1, 6) OBP: 0.341, SLG: 0.321	G4-3		K		HBP			P6		4	0	1	0	0	1	0											
Willie McGee, S (1, 8) OBP: 0.337, SLG: 0.375	K				G3			K		4	0	0	0	0	2	3											
Tom Brunansky, R (1, 9) OBP: 0.358, SLG: 0.416					F8			HBP		3	0	0	1	0	1	0											
Terry Pendleton, S (1, 5) OBP: 0.316, SLG: 0.394					P3			P4		4	1	1	0	0	0	3											
José Oquendo, S (1, 4) OBP: 0.346, SLG: 0.337					G1-3			G4-3		3	0	1	0	0	0	0											
Mike Laga, L (1, 3) OBP: 0.169, SLG: 0.187					G1-3			G3		3	1	1	1	0	0	1											
Tony Peña, R (1, 2) OBP: 0.288, SLG: 0.354 Ken Dayley, L (7, 1) Todd Worrell, R (8, 1)					G6-3			G6-3		3	1	1	0	0	0	1											
Bob Forsch, R (1, 1) ERA: 2.31 Tom Pagnozzi, R (7, 2) OBP: 0.304, SLG: 0.331					P6			G5-3		2	1	1	1	0	0	0											
										1	0	0	0	0	0	0											
Inning Stats	R: 0 E: 0 K: 1 S: 7	H: 0 LOB: 0 BB: 0 P: 9	R: 1 E: 1 K: 0 S: 11	H: 2 LOB: 1 BB: 0 P: 16	R: 0 E: 0 K: 1 S: 8	H: 0 LOB: 0 BB: 0 P: 14	R: 0 E: 0 K: 0 S: 4	H: 0 LOB: 0 BB: 0 P: 7	R: 3 E: 0 K: 1 S: 14	H: 5 LOB: 3 BB: 0 P: 22	R: 0 E: 0 K: 0 S: 6	H: 0 LOB: 0 BB: 0 P: 9	R: 0 E: 0 K: 1 S: 8	H: 0 LOB: 0 BB: 0 P: 12	R: 0 E: 0 K: 1 S: 10	H: 0 LOB: 0 BB: 0 P: 11	1B: 7 2B: 0 3B: 0 HR: 0	SF: 0 SAC: 0 DP: 0 HBP: 1	WP: 0 PB: 0 SB: 0 CS: 0	PA: 32							
PITCHER	IP	WLS	BF	H	R	ER	SO	BB	IBB	HBP	BLK	WP	HR	S	P	ERA	WHIP										
Pascual Perez, R (1, 1) ERA: 2.31	6.0	L	26	7	4	3	3	0	0	1	0	0	0	50	77	4.50	1.167										
Andy McGaffigan, R (7, 1) ERA: 3.05	2.0		6	0	0	0	2	0	0	0	0	0	0	18	23	0.00	0.000										



Batter	1	2	3	4	5	6	7	8	9	AB R H RBI BB SO LOB	TOP										
Barry Bonds, L (1, 7) OBP: 0.367, SLG: 0.521										5 0 0 0 0 1 3	Pittsburgh Pirates @ Montreal Expos Olympic Stadium, Montreal, QB Wed Aug 10 1988, 7:05 PM EDT Att: 29,196 - Dome - 70 F										
Jose Lind, R (1, 4) OBP: 0.292, SLG: 0.303										4 1 1 0 0 0 1											
John Cangelosi, S (1, 8) OBP: 0.290, SLG: 0.190										4 1 1 0 0 0 0											
Bobby Bonilla, S (1, 5) OBP: 0.380, SLG: 0.500										4 1 2 2 0 0 0											
Sid Bream, L (1, 3) OBP: 0.338, SLG: 0.452										4 0 1 0 0 0 1											
R.J. Reynolds, S (1, 9) OBP: 0.284, SLG: 0.367										3 1 1 1 0 0 1											
Tom Prince, R (1, 2) OBP: 0.231, SLG: 0.091										3 0 1 0 0 0 1											
Michael LaValliere, L (9, PH) OBP: 0.365, SLG: 0.340										1 0 0 0 0 0 1											
Al Pedrique, R (1, 6) OBP: 0.257, SLG: 0.263										4 0 2 0 0 0 1											
Bob Walk, R (1, 1) OBP: 0.113, SLG: 0.098										1 0 0 0 0 0 0											
Andy Van Slyke, L (7, PH) OBP: 0.346, SLG: 0.529										1 0 0 0 0 0 1											
Barry Jones, R (7, 1)										0 0 0 0 0 0 0											
Orestes Destrade, S (9, PH) OBP: 0.192, SLG: 0.174										0 0 0 1 0 0 0											
Inning Stats	R: 2 E: 0 K: 1 S: 15	H: 3 LOB: 1 BB: 0 P: 20	R: 0 E: 0 K: 0 S: 9	H: 0 LOB: 1 BB: 0 P: 12	R: 0 E: 0 K: 0 S: 9	H: 0 LOB: 1 BB: 0 P: 13	R: 0 E: 0 K: 0 S: 6	H: 1 LOB: 1 BB: 0 P: 12	R: 0 E: 0 K: 0 S: 5	H: 0 LOB: 0 BB: 0 P: 6	R: 1 E: 0 K: 0 S: 10	H: 2 LOB: 1 BB: 0 P: 16	R: 0 E: 0 K: 1 S: 9	H: 1 LOB: 0 BB: 0 P: 13	R: 0 E: 0 K: 0 S: 7	H: 0 LOB: 0 BB: 0 P: 11	R: 1 E: 0 K: 0 S: 8	H: 2 LOB: 1 BB: 0 P: 17	1B: 6 2B: 2 3B: 1 HR: 0	SF: 2 SAC: 0 DP: 0 HBP: 1	WP: 1 PA: 37 PB: 0 SB: 0 CS: 0
PITCHER	IP WLS BF H R ER SO BB IBB HBP BLK WP HR S P ERA WHIP											PITCHER	IP WLS BF H R ER SO BB IBB HBP BLK WP HR S P ERA WHIP								
Dennis Martinez, R (1, 1) ERA: 2.33	8.1 W 35 9 4 4 2 0 0 0 1 0 75 112 4.32 1.080																				
Tim Burke, R (9, 1) ERA: 3.61	0.2 S 2 0 0 0 0 0 0 0 0 0 3 8 0.00 0.000																				

AB	34
R	4
H	9
RBI	4
BB	0
SO	2
LOB	10



Batter	1	2	3	4	5	6	7	8	9	AB R H RBI BB SO LOB	BOTTOM								
Otis Nixon, S (1, 8) OBP: 0.300, SLG: 0.308										3 0 0 0 0 0 0	Pittsburgh Pirates @ Montreal Expos Olympic Stadium, Montreal, QB Wed Aug 10 1988, 7:05 PM EDT Att: 29,196 - Dome - 70 F								
Tim Lincecum, S (1, 7) OBP: 0.363, SLG: 0.438										3 0 1 0 1 1 1									
Andres Galarraga, R (1, 3) OBP: 0.361, SLG: 0.557										4 0 0 0 0 1 3									
Hubie Brooks, R (1, 9) OBP: 0.312, SLG: 0.431										4 2 2 0 0 0 0									
Dave Martinez, L (9, 9) OBP: 0.304, SLG: 0.319										0 0 0 0 0 0 0									
Tim Wallach, R (1, 5) OBP: 0.310, SLG: 0.415										4 0 2 0 0 0 2									
Tom Foley, L (1, 4) OBP: 0.327, SLG: 0.384										4 0 1 1 0 0 3									
Nelson Santovenia, R (1, 2) OBP: 0.313, SLG: 0.425										4 2 2 2 0 1 2									
Rex Hudler, R (1, 6) OBP: 0.372, SLG: 0.545										2 1 1 0 1 1 0									
Dennis Martinez, R (1, 1) ERA: 2.85										3 0 1 2 0 0 2									
Tim Burke, R (9, 1) ERA: 2.96										0 0 0 0 0 0 0									
Inning Stats	R: 0 E: 0 K: 1 S: 6	H: 0 LOB: 0 BB: 0 P: 10	R: 2 E: 0 K: 1 S: 13	H: 2 LOB: 0 BB: 0 P: 19	R: 0 E: 0 K: 0 S: 9	H: 1 LOB: 1 BB: 0 P: 14	R: 0 E: 0 K: 0 S: 6	H: 1 LOB: 0 BB: 0 P: 8	R: 2 E: 0 K: 1 S: 10	H: 3 LOB: 1 BB: 0 P: 16	R: 1 E: 0 K: 0 S: 11	H: 2 LOB: 2 BB: 1 P: 17	R: 0 E: 0 K: 0 S: 6	H: 0 LOB: 0 BB: 1 P: 13	R: 0 E: 0 K: 1 S: 11	H: 1 LOB: 1 BB: 0 P: 16	1B: 4 2B: 5 3B: 0 HR: 1	SF: 0 SAC: 1 DP: 2 HBP: 0	WP: 0 PA: 34 PB: 0 SB: 1 CS: 0
PITCHER	IP WLS BF H R ER SO BB IBB HBP BLK WP HR S P ERA WHIP											PITCHER	IP WLS BF H R ER SO BB IBB HBP BLK WP HR S P ERA WHIP						
Bob Walk, R (7, 1) ERA: 2.85	6.0 L 27 5 0 0 1 1 0 0 0 0 0 55 84 7.50 1.500																		
Barry Jones, R (7, 1) ERA: 2.96	2.0 7 1 0 0 1 1 0 0 0 0 0 17 29 0.00 1.000																		



Batter	1	2	3	4	5	6	7	8	9	AB	R	H	RBI	BB	SO	LOB	TOP					
Rex Hudler, R OBP: 0.344, SLG: 0.500 (1, 4)										5	1	0	0	0	0	2						
Tim Raines, S OBP: 0.360, SLG: 0.428 (1, 7)										4	1	1	0	1	1	0						
Andres Galarraga, R OBP: 0.355, SLG: 0.544 (1, 3)										5	0	0	0	0	4	3						
Hubie Brooks, R OBP: 0.314, SLG: 0.444 Otis Nixon, S OBP: 0.282, SLG: 0.288 (7, 8)										3	2	1	0	1	0	0						
Tim Wallach, R OBP: 0.310, SLG: 0.417 (1, 5)										3	1	2	3	0	0	0						
Nelson Santovenia, R OBP: 0.318, SLG: 0.438 (1, 2)										4	1	1	0	0	1	1						
Tracy Jones, R OBP: 0.340, SLG: 0.300 (7, 9)										4	0	3	2	0	0	0						
Luis Rivera, R OBP: 0.262, SLG: 0.332 (1, 6)										3	1	0	0	1	0	2						
Pascual Perez, R (1, 1)										2	0	0	0	1	0	2						
Graig Nettles, L OBP: 0.274, SLG: 0.277 (8, PH)										1	0	1	1	0	0	0						
Brian Holman, R OBP: 0.125, SLG: 0.125 (8, PR)										0	0	0	0	0	0	0						
Joe Hesketh, R (8, 1)										0	0	0	0	0	0	0						
Andy McGaffigan, R (9, 1)										0	0	0	0	0	0	0						
Inning Stats	R: 4 E: 1 K: 1 S: 8	H: 2 LOB: 2 BB: 3 P: 20	R: 0 E: 0 K: 0 S: 5	H: 0 LOB: 0 BB: 0 P: 5	R: 1 E: 0 K: 1 S: 7	H: 3 LOB: 1 BB: 0 P: 7	R: 0 E: 0 K: 0 S: 4	H: 1 LOB: 1 BB: 0 P: 4	R: 0 E: 0 K: 0 S: 3	H: 0 LOB: 0 BB: 0 P: 3	R: 0 E: 0 K: 0 S: 3	H: 0 LOB: 1 BB: 1 P: 7	R: 0 E: 0 K: 1 S: 5	H: 0 LOB: 0 BB: 0 P: 5	R: 0 E: 0 K: 0 S: 6	H: 3 LOB: 1 BB: 0 P: 6	R: 0 E: 0 K: 0 S: 7	H: 0 LOB: 0 BB: 0 P: 7	1B: 6 2B: 2 3B: 0 HR: 1	SF: 1 SAC: 0 DP: 0 HBP: 0	WP: 1 PB: 0 SB: 3 CS: 1	PA: 40
PITCHER	IP	WLS	BF	H	R	ER	SO	BB	IBB	HBP	BLK	WP	HR	S	P	ERA	WHIP					
Bob Ojeda, L ERA: 3.08 (1, 1)	5.0	L	24	6	5	1	3	2	1	0	1	1	0	27	39	1.80	1.600					
Ed Nunez, R ERA: 7.39 (6, 1)	2.0		7	0	0	0	1	1	0	0	0	0	0	8	12	0.00	0.500					
Terry Leach, R ERA: 2.79 (8, 1)	2.0		9	3	2	2	2	0	0	0	0	0	1	13	13	9.00	1.500					

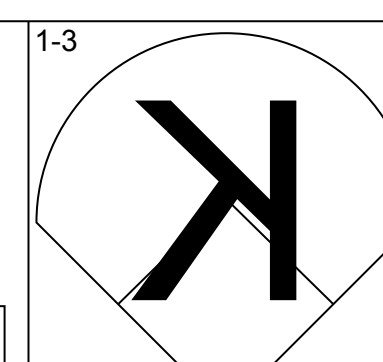
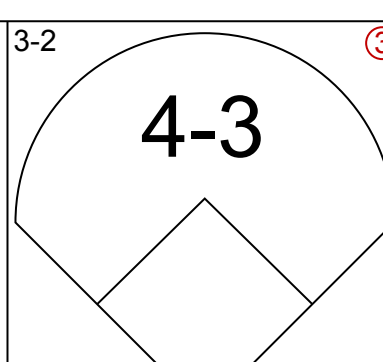
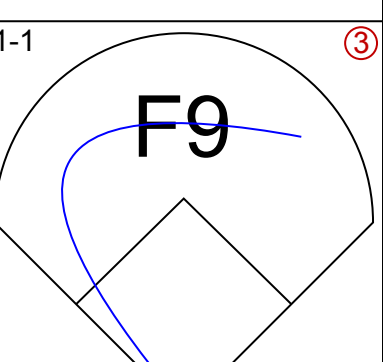
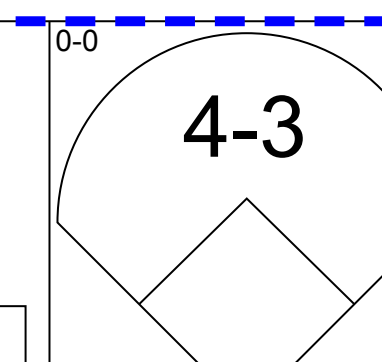
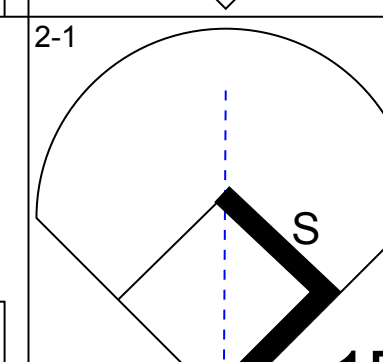
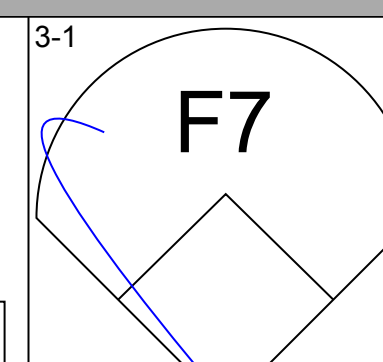
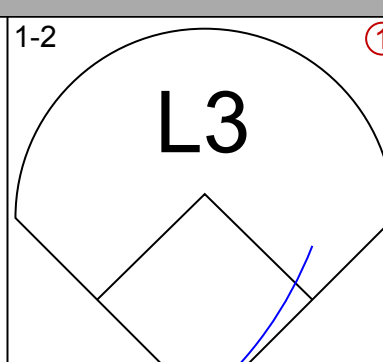
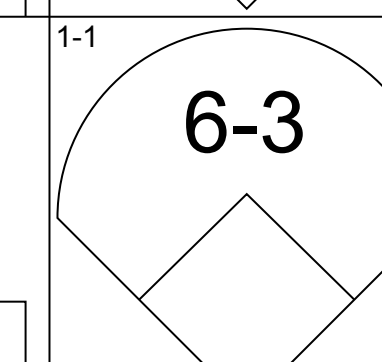
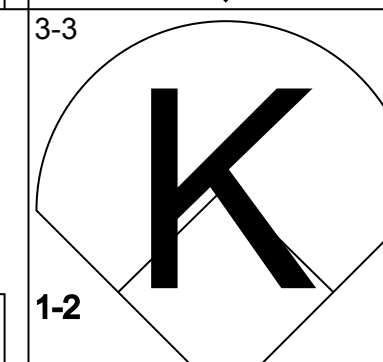
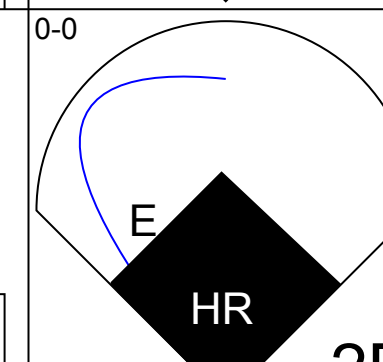
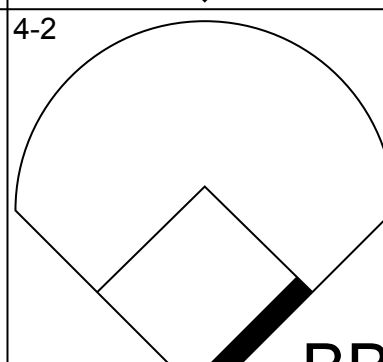
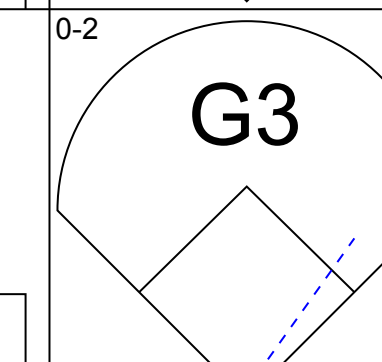
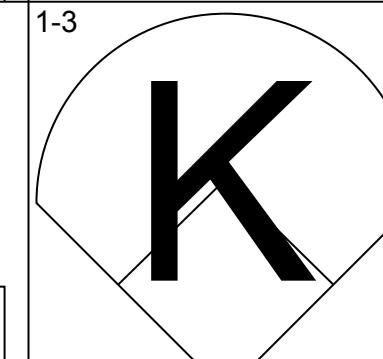
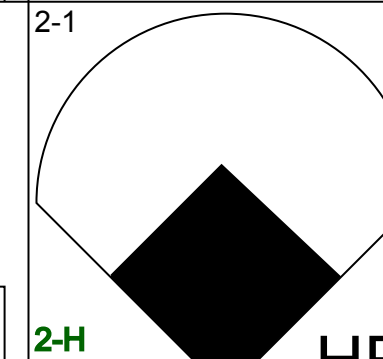
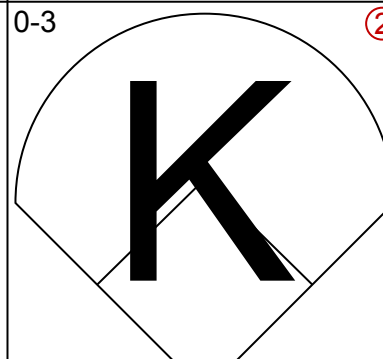
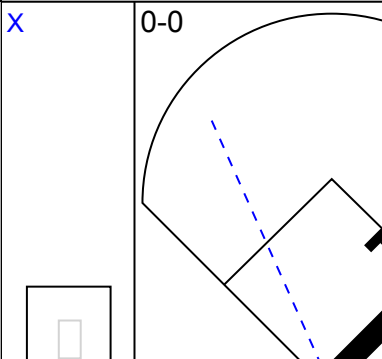
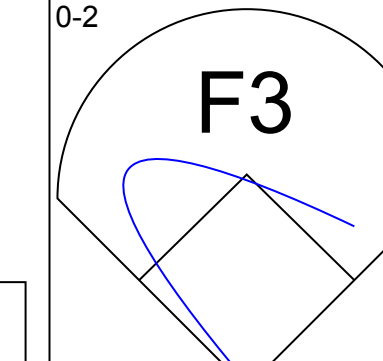
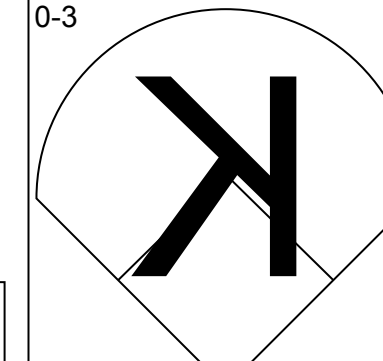
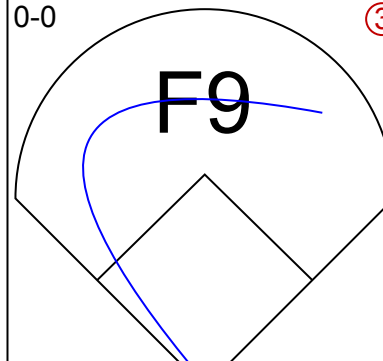
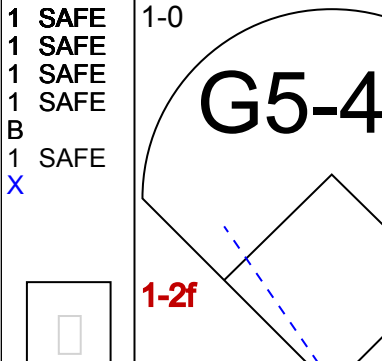
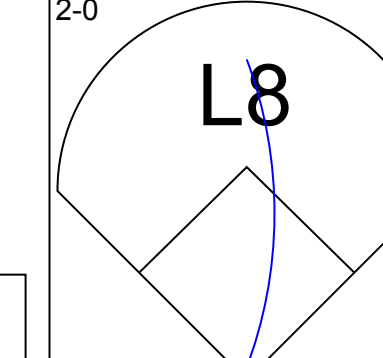
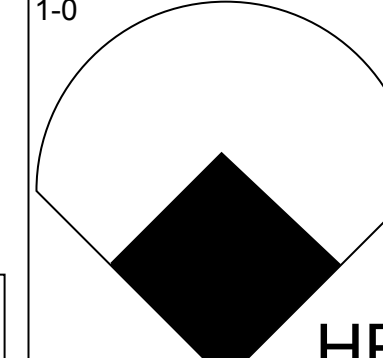
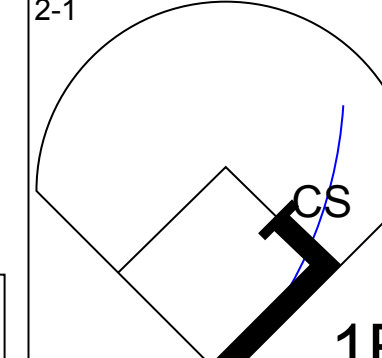
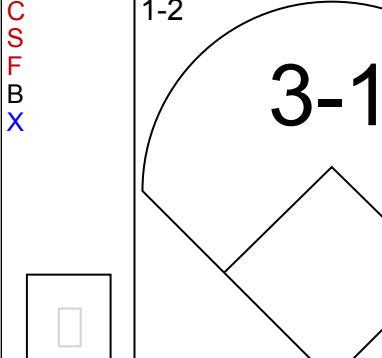
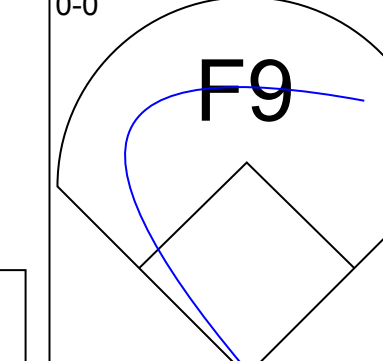
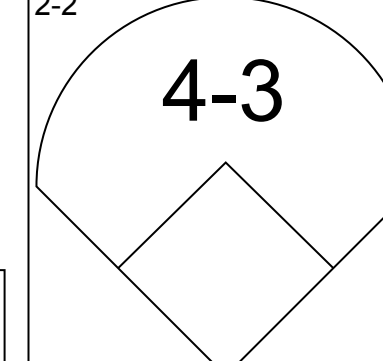
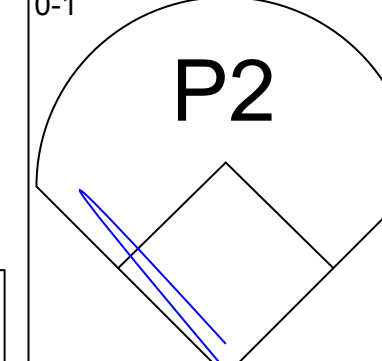
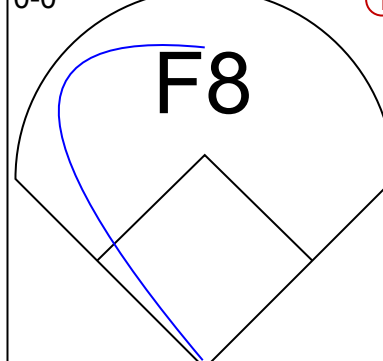
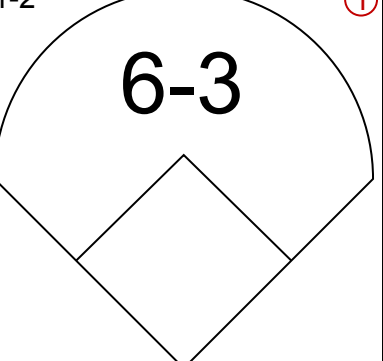
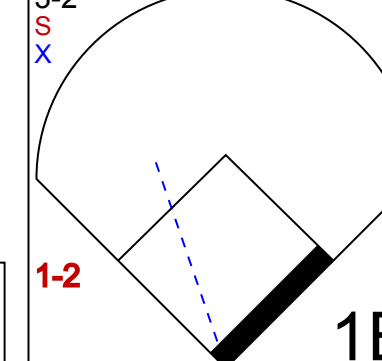

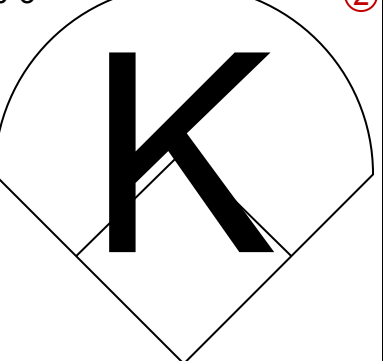
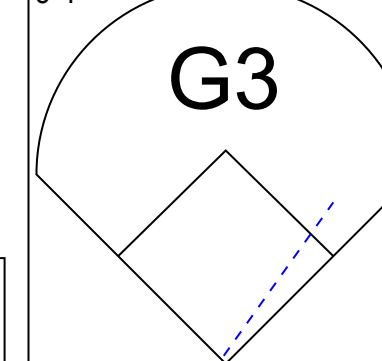
Montreal Expos @ New York Mets
Shea Stadium, Flushing, NY
Sat Aug 13 1988, 3:33 AM EDT
Att: 42,299 - Sunny - 90 F

AB 35
R 7
H 9
RBI 6
BB 4
SO 6
LOB 10

Batter	1	2	3	4	5	6	7	8	9	AB	R	H	RBI	BB	SO	LOB	BOTTOM					
Lenny Dykstra, L OBP: 0.335, SLG: 0.402 (1, 8)										4	0	0	0	0	1	3						
Terry Leach, R OBP: 0.091, SLG: 0.091 (8, 1)										0	0	0	0	0	0	0						
Gary Carter, R OBP: 0.313, SLG: 0.375 (9, PH)										1	0	0	0	0	0	1						
Tim Lincecum, R OBP: 0.328, SLG: 0.333 (1, 4)										4	1	1	0	0	0	0						
Keith Hernandez, L OBP: 0.362, SLG: 0.427 (1, 3)										4	0	0	0	0	1	1						
Darryl Strawberry, L OBP: 0.373, SLG: 0.559 (1, 9)										3	0	1	1	0	1	1						
Kevin Reynolds, R OBP: 0.336, SLG: 0.472 (1, 7)										4	0	0	0	0	0	2						
Dave Magadan, L OBP: 0.386, SLG: 0.329 (1, 5)										4	1	2	0	0	0	1						
Mackey Sasser, L OBP: 0.268, SLG: 0.374 Barry Lyons, R OBP: 0.211, SLG: 0.327 (9, PH)										3	1	1	0	0	1	2						
Kevin Elster, R OBP: 0.289, SLG: 0.325 Howard Johnson, S OBP: 0.339, SLG: 0.432 (6, 6)										1	0	0	0	0	0	0						
Bob Ojeda, L OBP: 0.188, SLG: 0.208 Lee Mazzilli, S OBP: 0.202, SLG: 0.168 Ed Nunez, R (7, PH)										1	1	1	3	1	0	0						
Bob Ojeda, L OBP: 0.188, SLG: 0.208 Lee Mazzilli, S OBP: 0.202, SLG: 0.168 Ed Nunez, R (7, PH)										1	0	0	0	0	0	0						
Mookie Wilson, S OBP: 0.313, SLG: 0.375 (8, 8)										2	0	1	0	0	0	1						
Inning Stats	R: 0 E: 0 K: 2 S: 7	H: 0 LOB: 0 BB: 0 P: 7	R: 0 E: 0 K: 0 S: 4	H: 1 LOB: 1 BB: 0 P: 4	R: 0 E: 0 K: 0 S: 3	H: 0 LOB: 0 BB: 0 P: 3	R: 0 E: 1 K: 1 S: 6	H: 0 LOB: 1 BB: 0 P: 6	R: 2 E: 0 K: 0 S: 5	H: 2 LOB: 0 BB: 0 P: 5	R: 0 E: 0 K: 0 S: 3	H: 0 LOB: 0 BB: 0 P: 3	R: 0 E: 0 K: 1 S: 7	H: 2 LOB: 3 BB: 1 P: 11	R: 1 E: 1 K: 0 S: 4	H: 1 LOB: 0 BB: 0 P: 4	R: 0 E: 0 K: 0 S: 5	H: 2 LOB: 1 BB: 0 P: 5	1B: 4 2B: 3 3B: 0 HR: 1	SF: 2 SAC: 0 DP: 0 HBP: 0	WP: 0 PB: 0 SB: 0 CS: 0	PA: 37
PITCHER	IP	WLS	BF	H	R	ER	SO	BB	IBB	HBP	BLK	WP	HR	S	P	ERA	WHIP					
Pascual Perez, R ERA: 2.32 (1, 1)	7.0	W	28	5	2	2	4	1	0	0	0	0	1	35	39	2.57	0.857					
Joe Hesketh, L ERA: 3.04 (8, 1)	1.2		8	3	2	1	0	0	0	0	0	0	0	8	8	5.40	1.800					
Andy McGaffigan, R ERA: 3.55 (9, 1)	0.1	S	1	0	0	0	0	0	0	0	0	0	0	1	1	0.00	0.000					


Montreal Expos @ New York Mets
Shea Stadium, Flushing, NY
Sat Aug 13 1988, 3:33 AM EDT
Att: 42,299 - Sunny - 90 F

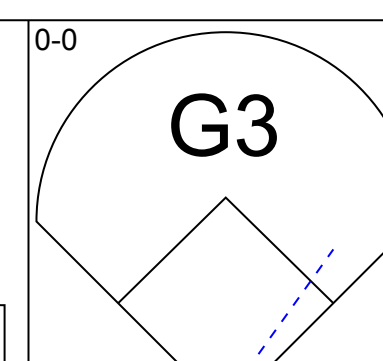
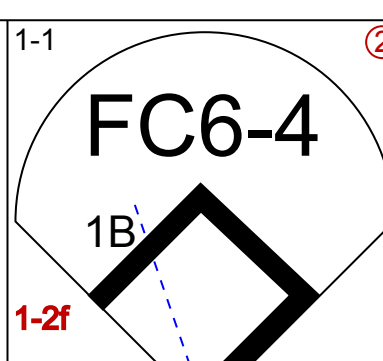
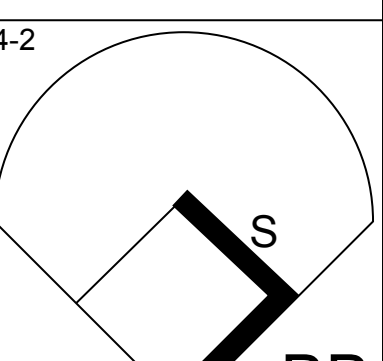
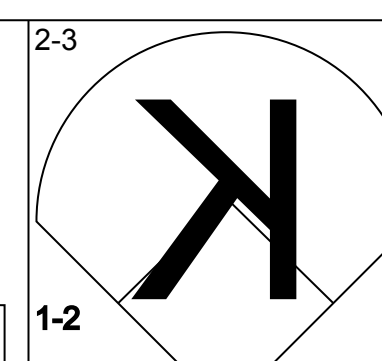
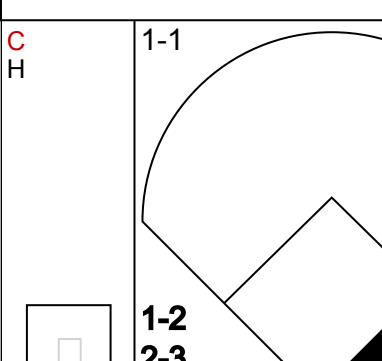
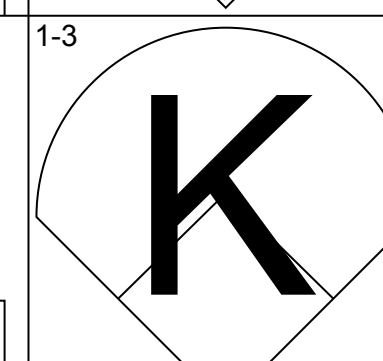
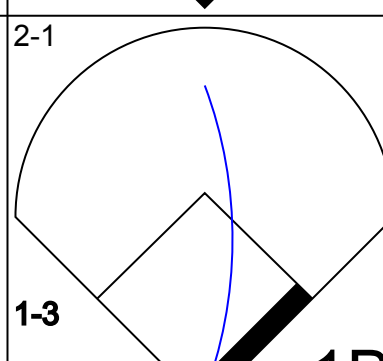
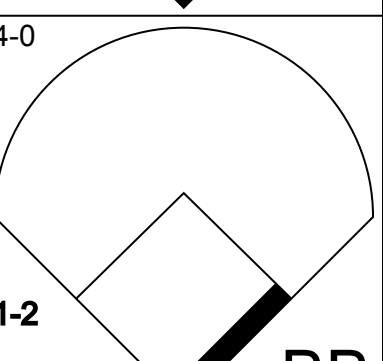
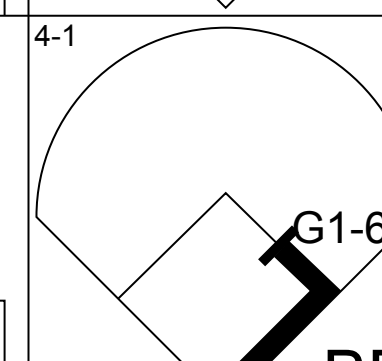
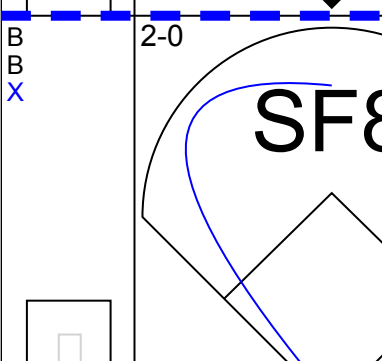
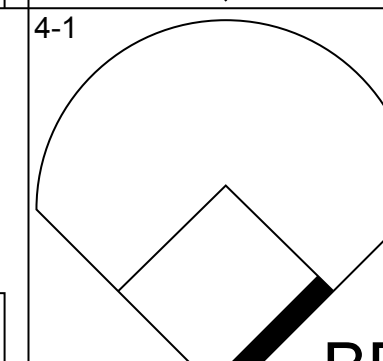
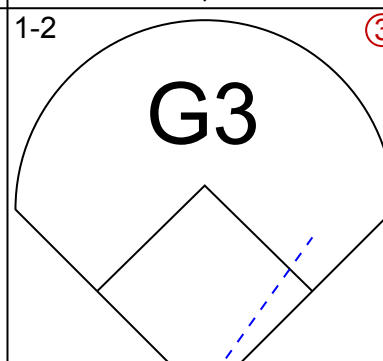
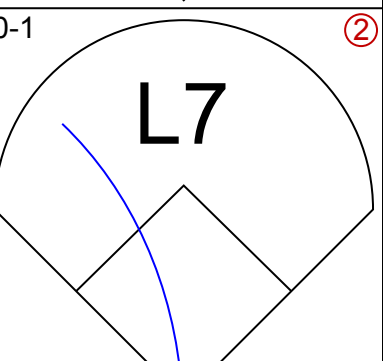
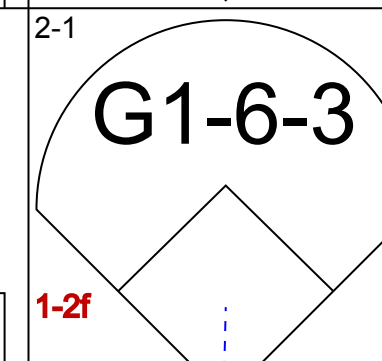
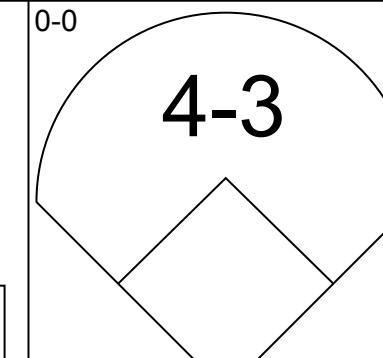
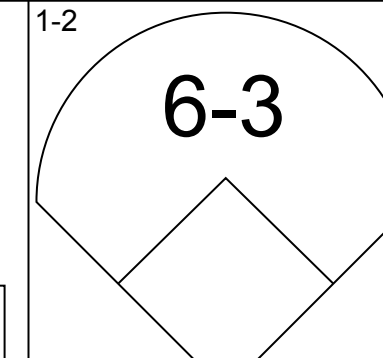
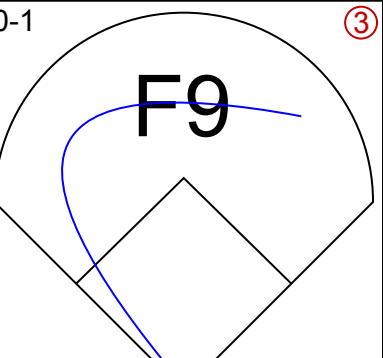
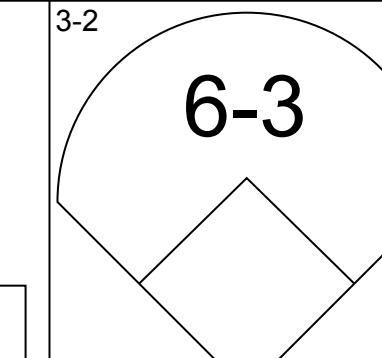
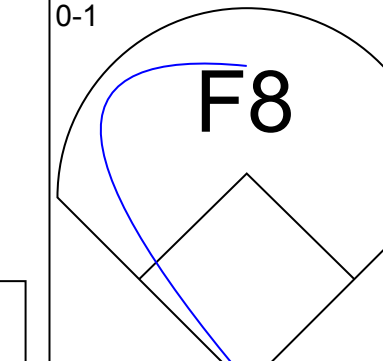
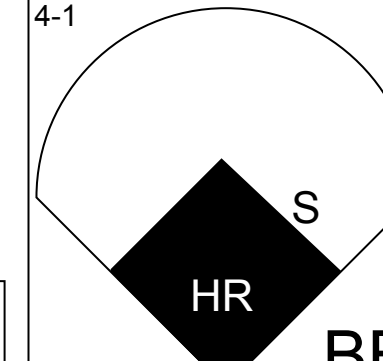
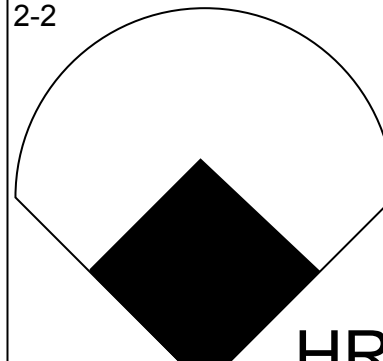
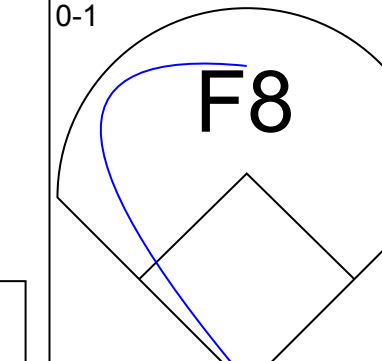
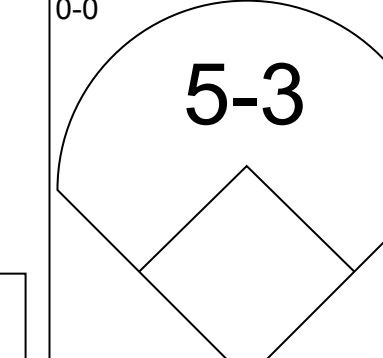
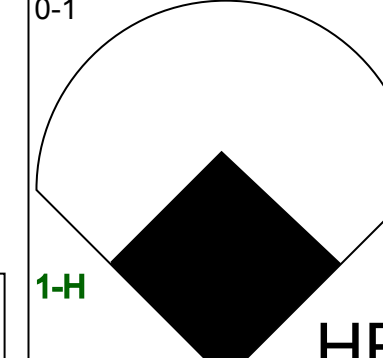
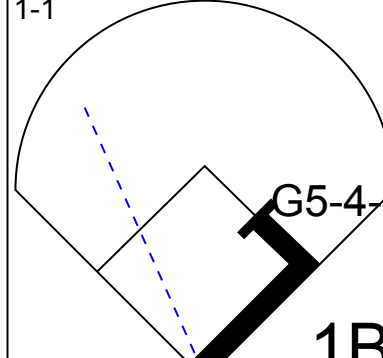
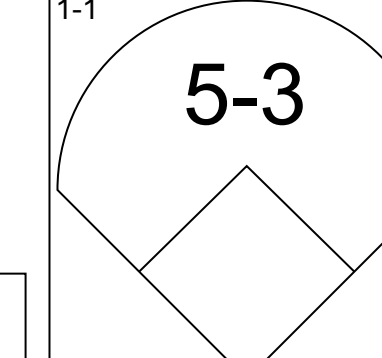
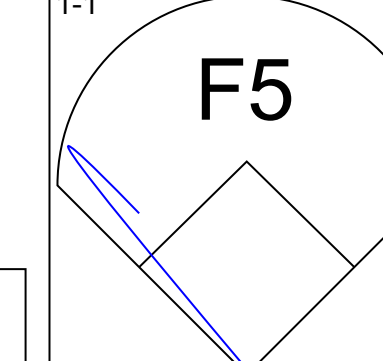
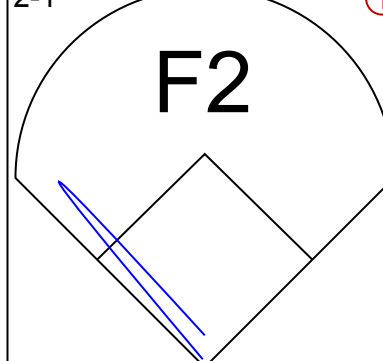
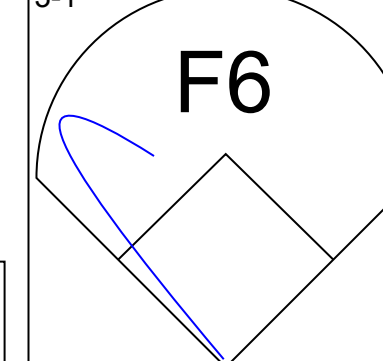
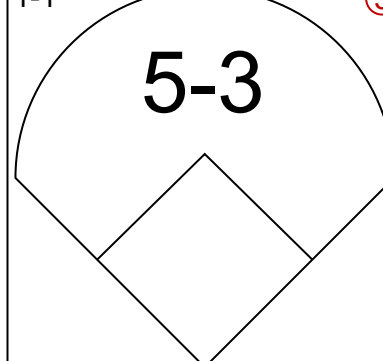
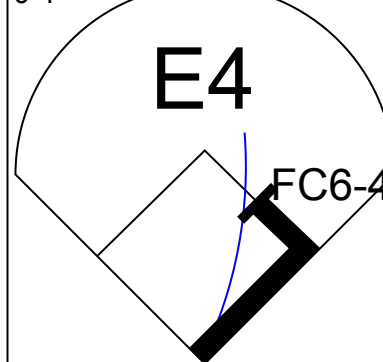
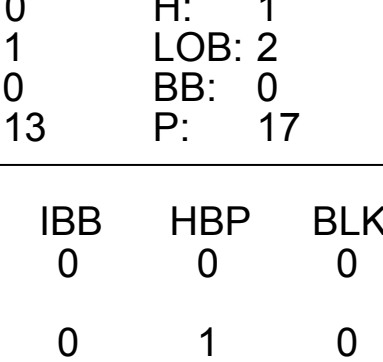
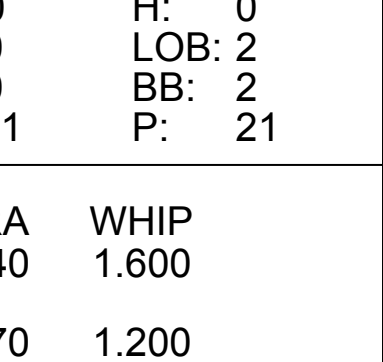
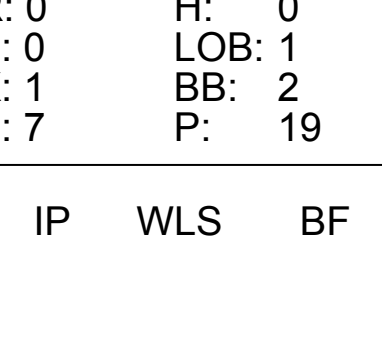
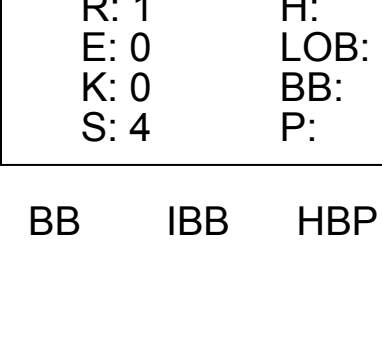

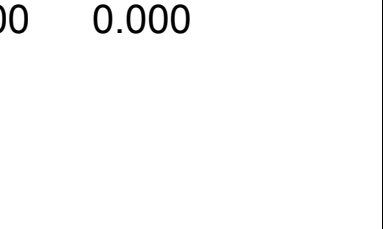


AB 34
R 4
H 8
RBI 4
BB 1
SO 4
LOB 12

Batter	1	2	3	4	5	6	7	8	9	AB	R	H	RBI	BB	SO	LOB	TOP																																						
Otis Nixon, S <small>OBP: 0.276, SLG: 0.281</small> 										4	0	0	0	0	1	0																																							
Dave Martinez, L <small>OBP: 0.303, SLG: 0.317</small> 										4	0	1	0	0	0	0																																							
Andres Calarraga, R <small>OBP: 0.356, SLG: 0.544</small> 										3	1	1	0	1	1	1																																							
Hubie Brooks, R <small>OBP: 0.316, SLG: 0.452</small> Tracy Jones, R <small>OBP: 0.340, SLG: 0.300</small> 										4	1	2	2	0	2	2																																							
Tim Wallach, R <small>OBP: 0.308, SLG: 0.414</small> 										4	0	0	0	0	1	2																																							
Tom Foley, L <small>OBP: 0.324, SLG: 0.390</small> 										4	1	2	1	0	0	1																																							
Mike Fitzgerald, R <small>OBP: 0.355, SLG: 0.419</small> 										3	0	0	0	0	0	1																																							
Rex Hudler, R <small>OBP: 0.343, SLG: 0.496</small> 										3	0	1	0	0	0	0																																							
John Dopson, L <small>OBP: 0.086, SLG: 0.059</small> Neal Heaton, L <small>OBP: 0.150, SLG: 0.150</small> Tim Burke, R <small>OBP: 0.150, SLG: 0.150</small> 										2	0	0	0	0	2	0																																							
Inning Stats											R: 0	H: 1	R: 0	H: 0	R: 0	H: 0	R: 3	H: 3	R: 0	H: 0	R: 0	H: 0	R: 0	H: 2	R: 0	H: 0	R: 0	H: 1	1B: 4	SF: 0	WP: 0	PA: 33																							
PITCHER											IP	WLS	BF	H	R	ER	SO	BB	IBB	HBP	BLK	WP	HR	S	P	ERA	WHIP	PITCHER											IP	WLS	BF	H	R	ER	SO	BB	IBB	HBP	BLK	WP	HR	S	P	ERA	WHIP
Ron Darling, R <small>ERA: 3.48</small>											7.0		27	6	3	3	7	1	0	0	0	0	2	66	99	3.86	1.000	Roger McDowell, R <small>ERA: 2.18</small>											2.0	W	6	1	0	0	0	0	0	0	0	0	12	15	0.00	0.500	

Montreal Expos @ New York Mets
 Shea Stadium, Flushing, NY
 Sun Aug 14 1988, 3:33 AM EDT
 Overcast - 93 F


AB	32
R	3
H	7
RBI	3
BB	1
SO	7
LOB	8



Batter	1	2	3	4	5	6	7	8	9	AB	R	H	RBI	BB	SO	LOB	BOTTOM																																						
Lenny Dykstra, L <small>OBP: 0.336, SLG: 0.398</small> 										3	0	0	0	1	1	2																																							
Wally Backman, S <small>OBP: 0.375, SLG: 0.333</small> Tim Teufel, R <small>OBP: 0.329, SLG: 0.333</small> 										2	0	1	0	1	1	0																																							
Keith Hernandez, L <small>OBP: 0.360, SLG: 0.422</small> 										3	0	0	0	1	0	6																																							
Darryl Strawberry, L <small>OBP: 0.370, SLG: 0.553</small> 										4	0	0	0	0	0	3																																							
Kevin McReynolds, R <small>OBP: 0.337, SLG: 0.478</small> 										3	2	1	1	1	0	0																																							
Gary Carter, R <small>OBP: 0.314, SLG: 0.385</small> 										4	1	2	2	0	0	0																																							
Howard Johnson, S <small>OBP: 0.338, SLG: 0.429</small> 										3	1	0	0	1	0	1																																							
Kevin Elster, R <small>OBP: 0.287, SLG: 0.322</small> 										3	0	0	0	0	0	0																																							
Ron Darling, R <small>OBP: 0.203, SLG: 0.259</small> Mookie Wilson, S <small>OBP: 0.316, SLG: 0.375</small> Roger McDowell, R <small>OBP: 0.428, SLG: 0.857</small> Barry Lyons, R <small>OBP: 0.224, SLG: 0.327</small> 										2	0	0	0	0	0	0																																							
Inning Stats											R: 0	H: 0	R: 0	H: 0	R: 0	H: 1	R: 2	H: 1	R: 0	H: 0	R: 1	H: 2	R: 0	H: 0	R: 0	H: 0	R: 1	H: 0	1B: 2	SF: 1	WP: 0	PA: 38																							
PITCHER											IP	WLS	BF	H	R	ER	SO	BB	IBB	HBP	BLK	WP	HR	S	P	ERA	WHIP	PITCHER											IP	WLS	BF	H	R	ER	SO	BB	IBB	HBP	BLK	WP	HR	S	P	ERA	WHIP
John Dopson, R <small>ERA: 3.03</small>											5.0		24	4	3	3	1	4	0	0	0	0	2	52	85	5.40	1.600	Neal Heaton, L <small>ERA: 4.52</small>											3.1	L	13	0	1	1	1	4	0	1	0	0	23	52	2.70	1.200	
Tim Burke, R <small>ERA: 3.41</small>											0.1		1	0	0	0	0	0	0	0	0	0	0	1	3	0.00	0.000	Howard Johnson, S <small>ERA: 4.52</small>											0.1		1	0	0	0	0	0	0	0	0	1	3	0.00	0.000		

Montreal Expos @ New York Mets
 Shea Stadium, Flushing, NY
 Sun Aug 14 1988, 3:33 AM EDT
 Overcast - 93 F

AB	27
R	4
H	4
RBI	4
BB	8
SO	2
LOB	12



Batter	1	2	3	4	5	6	7	8	9	AB	R	H	RBI	BB	SO	LOB	TOP											
Dave Martinez, L OBP: 0.303, SLG: 0.317 (1, 8)										3	0	1	1	0	1	1	Montreal Expos @ San Diego Padres Jack Murphy Stadium, San Diego, CA Tue Aug 16 1988, 10:05 PM EDT Att: 13,727 - Unknown - 68 F											
Tim Raines, S OBP: 0.381, SLG: 0.433 (1, 7)										3	0	1	0	1	0	1												
Graig Nettles, L OBP: 0.280, SLG: 0.261 (1, 3)										4	0	0	0	0	0	3												
Hubie Brooks, R OBP: 0.319, SLG: 0.451 (1, 9)										2	0	1	0	2	1	1												
Tim Wallach, R OBP: 0.309, SLG: 0.413 (1, 5)										4	0	1	0	0	1	4												
Tom Foley, L OBP: 0.319, SLG: 0.384 (1, 4)										4	0	0	0	0	0	1												
Nelson Santovenia, R OBP: 0.311, SLG: 0.425 (1, 2)										4	1	1	0	0	1	1												
Rex Hudler, R OBP: 0.338, SLG: 0.489 (1, 6)										4	1	2	0	0	0	0												
Brian Holman, R OBP: 0.167, SLG: 0.167 Jeff Parrett, R (6, 1)										2	0	1	1	0	1	1												
Otis Nixon, S OBP: 0.281, SLG: 0.282 Neal Heaton, L OBP: 0.150, SLG: 0.150 (7, 1)										0	0	0	0	0	0	0												
Inning Stats	R: 0 E: 0 K: 0 S: 7	H: 2 LOB: 2 BB: 1 P: 15	R: 2 E: 0 K: 0 S: 12	H: 3 LOB: 1 BB: 0 P: 19	R: 0 E: 0 K: 0 S: 8	H: 1 LOB: 0 BB: 0 P: 14	R: 0 E: 0 K: 1 S: 10	H: 0 LOB: 1 BB: 1 P: 15	R: 0 E: 0 K: 1 S: 10	H: 1 LOB: 0 BB: 0 P: 12	R: 0 E: 0 K: 1 S: 13	H: 0 LOB: 1 BB: 1 P: 20	R: 0 E: 0 K: 1 S: 8	H: 0 LOB: 0 BB: 0 P: 12	R: 0 E: 0 K: 1 S: 8	H: 0 LOB: 0 BB: 0 P: 12	1B: 8 2B: 2 3B: 0 HR: 0	SF: 0 SAC: 1 DP: 3 HBP: 0	WP: 0 PB: 0 SB: 0 CS: 1	PA: 36								
PITCHER	IP	WLS	BF	H	R	ER	SO	BB	IBB	HBP	BLK	WP	HR	S	P	ERA	WHIP											
Jimmy Jones, R ERA: 3.84 Lance McCullers, R ERA: 2.41	(1, 1)	6.0	W	25	8	2	2	2	2	2	0	0	0	0	56	86	3.00	1.667										
(7, 1)	3.0	S	10	1	0	0	3	1	0	0	0	0	0	29	45	0.00	0.667											

AB	31
R	2
H	9
RBI	2
BB	3
SO	5
LOB	13



Batter	1	2	3	4	5	6	7	8	9	AB	R	H	RBI	BB	SO	LOB	BOTTOM											
Stan Jefferson, S OBP: 0.230, SLG: 0.244 (1, 8)										4	2	0	0	1	1	2	Montreal Expos @ San Diego Padres Jack Murphy Stadium, San Diego, CA Tue Aug 16 1988, 10:05 PM EDT Att: 13,727 - Unknown - 68 F											
Roberto Alomar, S OBP: 0.293, SLG: 0.359 (1, 4)										4	1	1	0	0	1	3												
Tony Gwynn, L OBP: 0.376, SLG: 0.423 (1, 9)										3	2	3	2	1	0	0												
Keith Moreland, R OBP: 0.313, SLG: 0.349 (1, 3)										3	0	2	2	1	0	1												
John Kruk, L OBP: 0.367, SLG: 0.391 Carmelo Martinez, R OBP: 0.276, SLG: 0.357 (7, PH) (8, 7)										3	0	0	0	0	1	4												
Benito Santiago, R OBP: 0.286, SLG: 0.355 (1, 2)										4	0	1	0	0	0	2												
Randy Ready, R OBP: 0.353, SLG: 0.398 (1, 5)										3	0	0	0	1	1	2												
Garry Templeton, S OBP: 0.268, SLG: 0.328 (1, 6)										4	0	0	0	0	1	2												
Jimmy Jones, R OBP: 0.184, SLG: 0.114 Manvell Wynne, L OBP: 0.338, SLG: 0.459 Lance McCullers, S (7, 1)										2	1	2	0	0	0	0												
Inning Stats	R: 1 E: 0 K: 1 S: 12	H: 1 LOB: 1 BB: 1 P: 19	R: 0 E: 0 K: 0 S: 6	H: 0 LOB: 0 BB: 0 P: 7	R: 2 E: 0 K: 0 S: 13	H: 3 LOB: 1 BB: 0 P: 18	R: 0 E: 0 K: 0 S: 8	H: 0 LOB: 0 BB: 0 P: 14	R: 1 E: 0 K: 1 S: 13	H: 2 LOB: 2 BB: 1 P: 23	R: 0 E: 0 K: 2 S: 10	H: 1 LOB: 1 BB: 1 P: 18	R: 2 E: 1 K: 1 S: 13	H: 3 LOB: 2 BB: 1 P: 25	R: 0 E: 0 K: 1 S: 8	H: 0 LOB: 0 BB: 0 P: 13		1B: 9 2B: 2 3B: 0 HR: 0	SF: 0 SAC: 0 DP: 1 HBP: 0	WP: 1 PB: 0 SB: 2 CS: 0	PA: 37							
PITCHER	IP	WLS	BF	H	R	ER	SO	BB	IBB	HBP	BLK	WP	HR	S	P	ERA	WHIP											
Brian Holman, R ERA: 3.17 Jeff Parrett, R ERA: 2.25 Neal Heaton, L ERA: 4.91	(1, 1)	5.0	L	24	7	4	4	2	1	0	0	0	0	0	53	83	7.20	1.600										
(6, 1)	1.0		3	0	0	0	2	1	0	0	0	1	0	9	16	0.00	1.000											
(7, 1)	2.0		10	3	2	2	2	0	1	0	0	0	0	21	38	9.00	1.500											

AB	33
R	6
H	10
RBI	6
BB	4
SO	6
LOB	18



Batter	1	2	3	4	5	6	7	8	9	AB	R	H	RBI	BB	SO	LOB	TOP							
Dave Martinez, L (1, 8) OBP: 0.302, SLG: 0.314										3	0	0	0	1	2	2	<p>Montreal Expos @ San Diego Padres Jack Murphy Stadium, San Diego, CA Thu Aug 18 1988, 6:33 AM EDT Att: 15,648 - Sunny - 70 F</p> <p>livebaseballscores.com</p> <p>AB 34 R 4 H 8 RBI 4 BB 2 SO 10 LOB 11</p>							
Tim Raines, S (1, 7) OBP: 0.359, SLG: 0.426										3	0	0	0	1	0	1								
Tom Foley, L (1, 4) OBP: 0.318, SLG: 0.382										4	0	1	0	0	0	2								
Hubie Brooks, R (1, 9) OBP: 0.320, SLG: 0.452										4	1	2	0	0	0	1								
Tim Wallach, R (1, 5) OBP: 0.308, SLG: 0.412										4	1	1	0	0	1	3								
Andres Galarraga, R (1, 3) OBP: 0.356, SLG: 0.555										4	2	3	4	0	0	0								
Nelson Santovenia, R (1, 2) OBP: 0.309, SLG: 0.417										4	0	0	0	0	2	1								
Luis Rivera, R (1, 6) OBP: 0.267, SLG: 0.327										4	0	0	0	0	2	1								
Pascual Perez, R (1, 1) Otis Nixon, S (7, PH) Andy McGaffigan, R (7, 1) Graig Nettles, L (9, PH) Tim Burke, R (9, 1)										2	0	0	0	0	2	0								
Inning Stats	R: 0 E: 0 K: 1 S: 7	H: 0 LOB: 0 BB: 0 P: 10	R: 2 E: 0 K: 1 S: 11	H: 2 LOB: 0 BB: 0 P: 15	R: 0 E: 0 K: 1 S: 15	H: 0 LOB: 1 BB: 1 P: 24	R: 0 E: 0 K: 1 S: 9	H: 0 LOB: 0 BB: 0 P: 12	R: 0 E: 0 K: 3 S: 9	H: 1 LOB: 2 BB: 1 P: 10	R: 0 E: 0 K: 0 S: 6	H: 2 LOB: 2 BB: 0 P: 12	R: 0 E: 0 K: 1 S: 14	H: 2 LOB: 2 BB: 0 P: 17	R: 0 E: 0 K: 0 S: 8	H: 1 LOB: 0 BB: 0 P: 10		R: 2 E: 0 K: 2 S: 11	H: 2 LOB: 0 BB: 0 P: 16	1B: 6 2B: 0 3B: 0 HR: 2	SF: 0 SAC: 0 DP: 1 HBP: 0	WP: 0 PB: 0 SB: 1 CS: 0	PA: 36	
PITCHER	IP WLS BF H R ER SO BB IBB HBP BLK WP HR S P ERA WHIP																							
Ed Whitson, R (1, 1) ERA: 4.14	8.0	32	7	3	3	8	2	0	0	0	0	0	0	1	82	113		3.38	1.125					
Lance McCullers, R (9, 1) ERA: 2.5	1.0	W 4	1	1	1	2	0	0	0	0	0	0	1	8	13	9.00	1.000							

Batter	1	2	3	4	5	6	7	8	9	AB	R	H	RBI	BB	SO	LOB	BOTTOM							
Marvell Wynne, L (1, 8) OBP: 0.332, SLG: 0.450										5	0	0	0	0	1	2	<p>Montreal Expos @ San Diego Padres Jack Murphy Stadium, San Diego, CA Thu Aug 18 1988, 6:33 AM EDT Att: 15,648 - Sunny - 70 F</p> <p>livebaseballscores.com</p> <p>AB 32 R 5 H 9 RBI 5 BB 6 SO 8 LOB 19</p>							
Roberto Alomar, S (1, 4) OBP: 0.296, SLG: 0.362										4	1	2	0	1	1	0								
Tony Gwynn, L (1, 9) OBP: 0.379, SLG: 0.423										3	1	1	0	2	1	0								
Carmelo Martinez, R (1, 3) OBP: 0.280, SLG: 0.360										4	0	2	1	0	0	2								
John Kruk, L (1, 7) OBP: 0.373, SLG: 0.392										2	2	1	0	2	0	1								
Tim Flannery, L (1, 5) OBP: 0.342, SLG: 0.350										4	0	1	2	0	1	6								
Dickie Thon, R (1, 6) OBP: 0.341, SLG: 0.316										3	0	1	2	1	2	4								
Mark Parent, R (1, 2) OBP: 0.221, SLG: 0.301										4	0	1	0	0	1	2								
Stan Jefferson, S (9, PR) OBP: 0.339, SLG: 0.245										0	1	0	0	0	0	0								
Ed Whitson, R (1, 1) OBP: 0.149, SLG: 0.213										3	0	0	0	0	1	2								
Lance McCullers, S (9, 1) Garry Templeton, S (9, 6) OBP: 0.269, SLG: 0.328										0	0	0	0	0	0	0								
Inning Stats	R: 0 E: 0 K: 0 S: 7	H: 0 LOB: 0 BB: 0 P: 12	R: 1 E: 0 K: 1 S: 11	H: 2 LOB: 2 BB: 1 P: 19	R: 0 E: 0 K: 3 S: 10	H: 0 LOB: 0 BB: 0 P: 15	R: 0 E: 0 K: 2 S: 11	H: 1 LOB: 1 BB: 0 P: 14	R: 0 E: 0 K: 1 S: 7	H: 0 LOB: 0 BB: 0 P: 10	R: 3 E: 0 K: 0 S: 9	H: 3 LOB: 0 BB: 1 P: 20	R: 0 E: 0 K: 0 S: 5	H: 0 LOB: 0 BB: 0 P: 8	R: 0 E: 0 K: 1 S: 10	H: 1 LOB: 3 BB: 2 P: 21		R: 1 E: 0 K: 0 S: 5	H: 2 LOB: 3 BB: 2 P: 15	1B: 5 2B: 3 3B: 1 HR: 0	SF: 0 SAC: 2 DP: 0 HBP: 0	WP: 0 PB: 0 SB: 3 CS: 1	PA: 41	
PITCHER	IP WLS BF H R ER SO BB IBB HBP BLK WP HR S P ERA WHIP																							
Pascual Perez, R (1, 1) ERA: 2.49	6.0	25	6	4	4	7	1	1	0	0	0	0	0	0	55	90	6.00	1.167						
Andy McGaffigan, R (7, 1) ERA: 3.39	2.0	9	1	0	0	1	1	1	0	0	0	0	0	15	29	0.00	1.000							
Tim Burke, R (9, 1) ERA: 3.52	0.2	L 6	2	1	1	0	0	2	0	0	0	0	0	5	15	13.50	3.000							

Batter	1	2	3	4	5	6	7	8	9	AB	R	H	RBI	BB	SO	LOB	TOP			
Otis Nixon, S <small>OBP: 0.284, SLG: 0.286</small> 										4	0	1	0	0	0	0				
Tim Raines, S <small>OBP: 0.356, SLG: 0.422</small> 										4	0	0	0	0	0	2				
Andres Calarraga, R <small>OBP: 0.357, SLG: 0.557</small> 										4	0	2	0	0	1	1				
Hubie Brooks, R <small>OBP: 0.317, SLG: 0.448</small> 										4	0	0	0	0	2	3				
Tim Wallach, R <small>OBP: 0.307, SLG: 0.413</small> 											4	0	1	0	0	0	1			
Tom Foley, L <small>OBP: 0.317, SLG: 0.377</small> 											3	0	0	0	1	0	1			
Nelson Santovenia, R <small>OBP: 0.309, SLG: 0.415</small> Dave Martinez, L <small>OBP: 0.301, SLG: 0.313</small> 											3	0	1	0	0	1	2			
Rex Hudler, R <small>OBP: 0.322, SLG: 0.464</small> 										3	0	0	0	0	1	1				
Dennis Martinez, R <small>OBP: 0.221, SLG: 0.227</small> 										3	0	0	0	0	3	0				
Inning Stats	R: 0 E: 0 K: 0 S: 9	H: 1 LOB: 1 BB: 0 P: 13	R: 0 E: 1 K: 0 S: 10	H: 1 LOB: 1 BB: 0 P: 14	R: 0 E: 0 K: 1 S: 8	H: 0 LOB: 0 BB: 0 P: 10	R: 0 E: 0 K: 0 S: 7	H: 1 LOB: 2 BB: 1 P: 12	R: 0 E: 1 K: 2 S: 9	H: 0 LOB: 1 BB: 0 P: 11	R: 0 E: 0 K: 2 S: 7	H: 0 LOB: 0 BB: 0 P: 11	R: 0 E: 0 K: 1 S: 9	H: 1 LOB: 1 BB: 0 P: 14	R: 0 E: 0 K: 0 S: 7	H: 0 LOB: 0 BB: 0 P: 9	1B: 3 2B: 2 3B: 0 HR: 0	SF: 0 SAC: 0 DP: 0 HBP: 0	WP: 0 PB: 0 SB: 0 CS: 0	PA: 34
PITCHER Orel Hershiser, R <small>ERA: 2.92</small>	IP: 9.0 WLS: W BF: 34 H: 5 R: 0 ER: 0 SO: 8 BB: 1 IBB: 0 HBP: 0 BLK: 0 WP: 0 HR: 0 S: 75 P: 108 ERA: 0.00 WHIP: 0.667																			

Montreal Expos @ Los Angeles Dodgers
 Dodger Stadium, Los Angeles, CA
 Fri Aug 19 1988, 7:05 PM PDT
 Att: 36,217 - Unknown

AB	33
R	0
H	5
RBI	0
BB	1
SO	8
LOB	11



Batter	1	2	3	4	5	6	7	8	9	AB	R	H	RBI	BB	SO	LOB	BOTTOM			
Steve Sax, R <small>OBP: 0.345, SLG: 0.370</small> 										4	0	0	0	0	2	1				
Mike Scioscia, L <small>OBP: 0.341, SLG: 0.337</small> 										3	0	0	0	0	0	0				
Kirk Gibson, L <small>OBP: 0.387, SLG: 0.526</small> 										3	1	1	0	0	0	0				
Mike Marshall, R <small>OBP: 0.315, SLG: 0.446</small> 										3	1	2	2	0	1	0				
Mike Davis, L <small>OBP: 0.269, SLG: 0.285</small> John Shelby, S <small>OBP: 0.336, SLG: 0.404</small> 										3	0	1	0	0	0	1				
Franklin Stubbs, L <small>OBP: 0.274, SLG: 0.346</small> 										3	0	0	0	0	1	2				
Tracy Woodson, R <small>OBP: 0.267, SLG: 0.300</small> 										3	0	2	0	0	0	0				
Alfredo Griffin, S <small>OBP: 0.225, SLG: 0.227</small> 										3	0	0	0	0	1	2				
Orel Hershiser, R <small>OBP: 0.121, SLG: 0.167</small> 										3	0	0	0	0	0	2				
Inning Stats	R: 0 E: 0 K: 0 S: 6	H: 0 LOB: 0 BB: 0 P: 10	R: 0 E: 0 K: 0 S: 5	H: 1 LOB: 0 BB: 0 P: 8	R: 0 E: 1 K: 0 S: 7	H: 1 LOB: 0 BB: 0 P: 9	R: 2 E: 0 K: 0 S: 13	H: 3 LOB: 1 BB: 0 P: 18	R: 0 E: 0 K: 2 S: 10	H: 1 LOB: 1 BB: 0 P: 13	R: 0 E: 0 K: 1 S: 7	H: 0 LOB: 0 BB: 0 P: 7	R: 0 E: 0 K: 1 S: 7	H: 0 LOB: 0 BB: 0 P: 11	R: 0 E: 0 K: 1 S: 8	H: 0 LOB: 0 BB: 0 P: 13	1B: 5 2B: 0 3B: 0 HR: 1	SF: 0 SAC: 0 DP: 1 HBP: 0	WP: 0 PB: 0 SB: 0 CS: 1	PA: 28
PITCHER Dennis Martinez, R <small>ERA: 2.36</small>	IP: 8.0 WLS: L BF: 28 H: 6 R: 2 ER: 2 SO: 5 BB: 0 IBB: 0 HBP: 0 BLK: 0 WP: 0 HR: 1 S: 63 P: 89 ERA: 2.25 WHIP: 0.750																			

Montreal Expos @ Los Angeles Dodgers
 Dodger Stadium, Los Angeles, CA
 Fri Aug 19 1988, 7:05 PM PDT
 Att: 36,217 - Unknown

AB	28
R	2
H	6
RBI	2
BB	0
SO	5
LOB	8



Batter	1	2	3	4	5	6	7	8	9	AB	R	H	RBI	BB	SO	LOB	TOP	
Dave Martinez, L (1, 8) OBP: 0.303, SLG: 0.315										4	0	2	0	0	1	0	Montreal Expos @ Los Angeles Dodgers Dodger Stadium, Los Angeles, CA Sun Aug 21 1988, 3:33 AM PDT Att: 39,505 - Unknown livebaseballscorecards.com	
Tim Raines, S (1, 7) OBP: 0.355, SLG: 0.423										4	0	1	0	0	2	2		
Andres Galarraga, R (1, 3) OBP: 0.354, SLG: 0.552										4	0	1	0	0	1	1		
Hubie Brooks, R (1, 9) OBP: 0.319, SLG: 0.448										3	0	0	0	0	1	2		
Tim Wallach, R (1, 5) OBP: 0.305, SLG: 0.409										3	0	0	0	0	2	1		
Tom Foley, L (1, 4) OBP: 0.316, SLG: 0.375										3	0	0	0	0	1	0		
Mike Fitzgerald, R (1, 2) OBP: 0.348, SLG: 0.406										3	0	1	0	0	2	0		
Luis Rivera, R (1, 6) OBP: 0.271, SLG: 0.327										3	0	1	0	0	0	1		
Neal Heaton, L (1, 1) OBP: 0.143, SLG: 0.143										1	0	0	0	0	1	1		
Otis Nixon, S (6, PH) OBP: 0.280, SLG: 0.277										1	0	0	0	0	1	0		
Jeff Parrett, R (6, 1) Wallace Johnson, S (8, PH) Brian Holman, R (8, 1) OBP: 0.167, SLG: 0.167										0	0	0	0	0	0	0		
Inning Stats	R: 0 E: 0 K: 3 S: 10	H: 1 LOB: 1 BB: 0 P: 10	R: 0 E: 0 K: 1 S: 5	H: 0 LOB: 0 BB: 0 P: 5	R: 0 E: 0 K: 1 S: 5	H: 1 LOB: 1 BB: 0 P: 5	R: 0 E: 0 K: 2 S: 7	H: 0 LOB: 0 BB: 0 P: 7	R: 0 E: 0 K: 1 S: 5	H: 0 LOB: 0 BB: 0 P: 5	R: 0 E: 0 K: 1 S: 6	H: 1 LOB: 1 BB: 0 P: 6	R: 0 E: 0 K: 0 S: 3	H: 1 LOB: 0 BB: 0 P: 3	1B: 5 2B: 3 3B: 0 HR: 0	SF: 0 SAC: 0 DP: 3 HBP: 0	WP: 0 PB: 1 SB: 0 CS: 2	PA: 30
PITCHER Tim Leary, R (1, 1) ERA: 2.41	IP: 9.0 WLS: W BF: 30 H: 6 R: 0 ER: 0 SO: 12 BB: 0 IBB: 0 HBP: 0 BLK: 0 WP: 0 HR: 0 S: 54 P: 54 ERA: 0.00 WHIP: 0.667															PITCHER		

Batter	1	2	3	4	5	6	7	8	9	AB	R	H	RBI	BB	SO	LOB	BOTTOM			
Steve Sax, R (1, 4) OBP: 0.344, SLG: 0.370										4	1	2	1	0	0	0	Montreal Expos @ Los Angeles Dodgers Dodger Stadium, Los Angeles, CA Sun Aug 21 1988, 3:33 AM PDT Att: 39,505 - Unknown livebaseballscorecards.com			
Mickey Hatcher, R (1, 3) Franklin Stubbs, L (8, 3) OBP: 0.273, SLG: 0.344										3	0	1	0	0	0	1				
Kirk Gibson, L (1, 7) OBP: 0.389, SLG: 0.527										3	1	1	0	1	0	2				
Mike Marshall, R (1, 9) OBP: 0.314, SLG: 0.445										4	0	1	0	0	0	1				
John Shelby, S (1, 8) OBP: 0.331, SLG: 0.398										2	0	0	1	0	2	2				
Tracy Woodson, R (1, 5) OBP: 0.261, SLG: 0.321										3	0	0	0	0	1	0				
Mike Scioscia, L (1, 2) OBP: 0.341, SLG: 0.335										2	0	0	0	1	0	0				
Dave Anderson, R (1, 6) OBP: 0.337, SLG: 0.333										3	1	1	1	0	0	1				
Tim Leary, R (1, 1) OBP: 0.321, SLG: 0.352										3	1	1	0	0	0	0				
Inning Stats	R: 0 E: 0 K: 1 S: 6	H: 1 LOB: 2 BB: 1 P: 10	R: 0 E: 0 K: 0 S: 2	H: 0 LOB: 0 BB: 1 P: 6	R: 0 E: 0 K: 0 S: 4	H: 1 LOB: 1 BB: 0 P: 4	R: 0 E: 0 K: 2 S: 7	H: 0 LOB: 0 BB: 0 P: 7	R: 2 E: 1 K: 0 S: 5	H: 3 LOB: 1 BB: 0 P: 5	R: 1 E: 0 K: 0 S: 4	H: 1 LOB: 0 BB: 0 P: 4	R: 1 E: 0 K: 0 S: 4	H: 1 LOB: 0 BB: 0 P: 4	R: 0 E: 0 K: 0 S: 3	H: 1 LOB: 0 BB: 0 P: 3		1B: 6 2B: 1 3B: 0 HR: 1	SF: 1 SAC: 0 DP: 2 HBP: 0	WP: 0 PB: 1 SB: 2 CS: 0
PITCHER Neal Heaton, L (1, 1) ERA: 4.84 Jeff Parrett, R (6, 1) ERA: 2.44 Brian Holman, R (8, 1) ERA: 3.12	IP: 5.0 WLS: L BF: 20 H: 5 R: 2 ER: 2 SO: 2 BB: 2 IBB: 2 HBP: 2 BLK: 0 WP: 0 HR: 0 S: 24 P: 32 ERA: 3.60 WHIP: 1.400															PITCHER				

Batter	1	2	3	4	5	6	7	8	9	AB	R	H	RBI	BB	SO	LOB	TOP			
Dave Martinez, L (1, 8) OBP: 0.302, SLG: 0.314	1-1 6-3			0-0 3B 1B	0-2 F5			2-3 K		4	1	1	0	0	1	0				
Tim Raines, S (1, 7) OBP: 0.356, SLG: 0.431	2-2 F7		0-2 SF8 3B			0-0 2B		3-1 6-3		4	1	2	1	0	0	0				
Andres Calarraga, R (1, 3) OBP: 0.351, SLG: 0.546	1-0 4-3		2-2 SF8			1-3 K			0-0 F9	3	0	0	1	0	1	1				
Hubie Brooks, R (1, 9) OBP: 0.318, SLG: 0.447		0-3 K		0-0 1B 1B		1-1 F9		1-3 K		4	0	1	0	0	2	1				
Tim Wallach, R (1, 5) OBP: 0.305, SLG: 0.408		0-3 K		1-1 1B		0-3 K			0-0 F8	4	0	1	0	0	2	1				
Tom Foley, L (1, 4) OBP: 0.313, SLG: 0.371		1-1 4-3		0-0 F7			1-1 P6			3	0	0	0	0	0	2				
Nelson Santovenia, R (1, 2) OBP: 0.299, SLG: 0.462			1-0 F5	1-2 4-3			2-2 F2			3	0	0	0	0	0	2				
Luis Rivera, R (1, 6) OBP: 0.266, SLG: 0.324			0-0 L4		0-0 B5-3		1-3 K			3	0	0	0	0	1	0				
Bryn Smith, R (1, 1) OBP: 0.159, SLG: 0.163			0-0 5-3		1-2 F7			1-3 K		2	0	0	0	0	0	0				
Olis Nixon, S (8, PH) OBP: 0.279, SLG: 0.276										1	0	0	0	0	1	0				
Joe Hesketh, R (8, 1)										0	0	0	0	0	0	0				
Inning Stats	R: 0 E: 0 K: 0 S: 8	H: 0 LOB: 0 BB: 0 P: 12	R: 0 E: 0 K: 2 S: 11	H: 0 LOB: 0 BB: 0 P: 12	R: 0 E: 0 K: 0 S: 3	H: 0 LOB: 0 BB: 0 P: 4	R: 2 E: 0 K: 0 S: 14	H: 4 LOB: 2 BB: 0 P: 18	R: 0 E: 0 K: 0 S: 8	H: 1 LOB: 1 BB: 0 P: 11	R: 0 E: 0 K: 1 S: 9	H: 0 LOB: 0 BB: 0 P: 13	R: 0 E: 0 K: 2 S: 10	H: 0 LOB: 0 BB: 0 P: 16	R: 0 E: 0 K: 1 S: 5	H: 0 LOB: 0 BB: 0 P: 6	1B: 3 2B: 1 3B: 1 HR: 0	SF: 1 SAC: 0 DP: 0 HBP: 0	WP: 0 PB: 0 CS: 0	PA: 32
PITCHER Rick Reuschel, R (1, 1) ERA: 3.12	IP: 9.0 WLS: W BF: 32 H: 5 R: 2 ER: 2 SO: 8 BB: 0 IBB: 0 HBP: 0 BLK: 0 WP: 0 HR: 0 S: 77 P: 101 ERA: 2.00 WHIP: 0.556																			

Montreal Expos @ San Francisco Giants
 Candlestick Park, San Francisco, CA
 Mon Aug 22 1988, 10:05 PM EDT
 Att: 15,092 - Unknown - 62 F

AB	31
R	2
H	5
RBI	2
BB	0
SO	8
LOB	7



Batter	1	2	3	4	5	6	7	8	9	AB	R	H	RBI	BB	SO	LOB	BOTTOM	
Brett Butler, L (1, 8) OBP: 0.392, SLG: 0.384	1-1 CS HBP		2-2 E4 L6-4			3-1 1B 1B	2-1 1-3			3	0	1	0	0	0	0		
Robby Thompson, R (1, 4) OBP: 0.339, SLG: 0.408	1 SAFE 2-3 K		1-1 L6-4			3-2 SAFE L7		2-0 F8		4	0	0	0	0	1	3		
Will Clark, L (1, 3) OBP: 0.390, SLG: 0.528	0-2 1B			3-2 P4		0-1 1B	0-1 G6-4-3 1B	0-1 F7		4	0	2	0	0	0	0		
Kevin Mitchell, R (1, 7) OBP: 0.326, SLG: 0.473	2-2 1B			2-1 6-3		0-1 G6-4-3		1-1 5-3		4	0	1	0	0	0	2		
Donell Nixon, R (9, 7) OBP: 0.436, SLG: 0.431	1-2 1B					1-2 1B				0	0	0	0	0	0	0		
Mike Aldrete, L (1, 9) OBP: 0.360, SLG: 0.357	0-1 L6			0-2 5-3			0-0 1B HR 1B			3	1	1	0	0	0	2		
Matt Williams, R (1, 5) OBP: 0.329, SLG: 0.589		0-0 4-3			0-0 WP 1B		0-0 1B HR 1B			3	1	2	0	0	0	0		
Bob Melvin, R (1, 2) OBP: 0.273, SLG: 0.490		2-2 3-1			1-2 5-3		1-3 K			3	0	0	0	0	1	3		
Jose Uribe, S (1, 6) OBP: 0.292, SLG: 0.318			2-3 K				0-1 K			2	0	0	0	0	2	1		
Ernest Riles, L (7, PH) OBP: 0.236, SLG: 0.363							1-1 K			1	1	1	3	0	0	0		
Rick Reuschel, R (1, 1) OBP: 0.113, SLG: 0.115			1-3 K		0-2 6-3		0-0 6-3			3	0	0	0	0	1	1		
Inning Stats	R: 0 E: 0 K: 1 S: 14	H: 2 LOB: 2 BB: 0 P: 19	R: 0 E: 0 K: 1 S: 7	H: 0 LOB: 0 BB: 0 P: 11	R: 0 E: 1 K: 1 S: 8	H: 0 LOB: 0 BB: 0 P: 12	R: 0 E: 0 K: 0 S: 8	H: 0 LOB: 0 BB: 0 P: 13	R: 0 E: 0 K: 0 S: 12	H: 2 LOB: 1 BB: 0 P: 18	R: 3 E: 0 K: 1 S: 10	H: 3 LOB: 0 BB: 0 P: 13	R: 0 E: 0 K: 0 S: 5	H: 0 LOB: 0 BB: 0 P: 8	1B: 7 2B: 2 3B: 0 HR: 1	SF: 0 SAC: 0 DP: 3 HBP: 1	WP: 1 PB: 0 CS: 1	PA: 31
PITCHER Bryn Smith, R (1, 1) ERA: 3.27	IP: 7.0 WLS: L BF: 28 H: 8 R: 3 ER: 3 SO: 5 BB: 0 IBB: 0 HBP: 1 BLK: 0 WP: 1 HR: 1 S: 70 P: 99 ERA: 3.86 WHIP: 1.143																	
Joe Hesketh, L (8, 1) ERA: 3.17	IP: 1.0 WLS: 3 BF: 0 H: 0 R: 0 ER: 0 SO: 0 BB: 0 IBB: 0 HBP: 0 BLK: 0 WP: 0 HR: 0 S: 5 P: 8 ERA: 0.00 WHIP: 0.000																	

Montreal Expos @ San Francisco Giants
 Candlestick Park, San Francisco, CA
 Mon Aug 22 1988, 10:05 PM EDT
 Att: 15,092 - Unknown - 62 F

AB	30
R	3
H	8
RBI	3
BB	0
SO	5
LOB	12



Batter	1	2	3	4	5	6	7	8	9	10	11	12	13	AB	R	H	RBI	BB	SO	LOB	TOP			
<p>Olis Nixon, S OBP: 0.273, SLG: 0.275 (1.8)</p> <p>Hubie Brooks, R OBP: 0.319, SLG: 0.448 (13.1)</p> <p>Joe Hesketh, R (13.1)</p>	F9		SH4-3		G3-1						K			4	0	1	1	0	1	2				
<p>Dave Martinez, L OBP: 0.302, SLG: 0.314 (1.9)</p> <p>Tracy Jones, R OBP: 0.325, SLG: 0.307 (8.9)</p> <p>(13.8)</p>	L8		F6					5-3			F3			3	0	1	0	0	0	1				
<p>Tim Raines, S OBP: 0.355, SLG: 0.428 (1.7)</p>	G3								1-3		F7			5	0	1	0	0	1	1				
<p>Andres Galarraga, R OBP: 0.348, SLG: 0.543 (1.3)</p>		6-3								5-3				5	0	0	0	0	0	2				
<p>Tim Wallach, R OBP: 0.302, SLG: 0.403 (1.5)</p>		K												5	0	0	0	0	2	2				
<p>Tom Foley, L OBP: 0.311, SLG: 0.368 (1.4)</p>	F8													5	0	1	0	0	0	1				
<p>Nelson Santovenia, R OBP: 0.305, SLG: 0.404 (13. PR)</p> <p>Rex Hudler, R OBP: 0.322, SLG: 0.464 (13.9)</p>			SH2-4											4	1	2	0	1	1	0				
<p>Luis Rivera, R OBP: 0.271, SLG: 0.326 (1.6)</p>			SH4-3											4	0	2	0	0	0	2				
<p>Pascual Perez, R OBP: 0.302, SLG: 0.373 (8.1)</p> <p>Wallace Johnson, S OBP: 0.302, SLG: 0.373 (8.1)</p> <p>Tim Burke, R OBP: 0.302, SLG: 0.373 (8.1)</p> <p>Graig Nettles, L OBP: 0.302, SLG: 0.373 (8.1)</p> <p>Andy McCallister, R OBP: 0.302, SLG: 0.373 (8.1)</p> <p>Mike Fitzgerald, R OBP: 0.302, SLG: 0.373 (8.1)</p>			SH2-4											0	0	0	0	0	0	0				
<p>Inning Stats</p>	R: 0 E: 0 K: 0 S: 5	H: 0 LOB: 0 BB: 0 P: 6	R: 0 E: 0 K: 1 S: 9	H: 0 LOB: 0 BB: 12 P: 12	R: 1 E: 0 K: 0 S: 12	H: 2 LOB: 1 BB: 17 P: 17	R: 0 E: 0 K: 0 S: 8	H: 0 LOB: 0 BB: 0 P: 12	R: 0 E: 0 K: 0 S: 8	H: 1 LOB: 1 BB: 0 P: 14	R: 0 E: 0 K: 0 S: 6	H: 0 LOB: 0 BB: 0 P: 9	R: 0 E: 0 K: 1 S: 7	H: 0 LOB: 0 BB: 0 P: 9	R: 0 E: 0 K: 1 S: 7	H: 0 LOB: 0 BB: 0 P: 8	R: 0 E: 0 K: 2 S: 10	H: 1 LOB: 1 BB: 0 P: 15	R: 1 E: 0 K: 1 S: 11	H: 1 LOB: 2 BB: 1 P: 18	1B: 9 2B: 0 3B: 0 HR: 0	SF: 0 SAC: 4 DP: 0 HBP: 0	W/P: 0 PB: 0 SB: 3 CS: 1	PA: 47
<p>PITCHER</p> <p>Mike Krukow, R ERA: 3.49</p> <p>Lary Sorensen, R ERA</p> <p>Craig Lefferts, L ERA: 3.27</p> <p>Scott Garretts, R ERA: 4.12</p>	IP	WLS	BF	H	R	ER	SO	BB	IBB	HBP	BLK	WP	HR	S	P	ERA	WHIP							
	6.0	23	5	1	1	2	0	0	0	0	0	0	0	50	73	1.50	0.833							
	1.1	5	2	0	0	0	0	0	0	0	0	0	9	12	0.00	1.500								
	0.2	1	0	0	0	0	0	0	0	0	0	0	4	4	0.00	0.000								
	5.0	L	18	2	1	1	5	1	0	0	0	0	0	46	66	1.80	0.600							

Montreal Expos @ San Francisco Giants
Candlestick Park, San Francisco, CA
Tue Aug 23 1988, 10:05 PM EDT
Att. 16,191 - Unknown

AB 42
R 2
H 9
RBI 2
BB 1
SO 7
LOB 15



Batter	1	2	3	4	5	6	7	8	9	10	11	12	13	AB	R	H	RBI	BB	SO	LOB	BOTTOM			
<p>Brett Butler, L OBP: 0.368, SLG: 0.379 (1.8)</p>	G3			G6		FC1-6		F7			P7		G5-4-3	6	0	0	0	0	0	3				
<p>Ernest Riles, L OBP: 0.294, SLG: 0.360 (1.4)</p>	G4-6-3			L5		G3-1				F7			F8	5	0	1	0	0	0	2				
<p>Will Clark, L OBP: 0.391, SLG: 0.533 (1.3)</p>	G4-6-3			K										3	1	1	1	2	1	1				
<p>Kevin Mitchell, R OBP: 0.329, SLG: 0.474 (1.7)</p>		K												4	0	2	0	1	1	1				
<p>Candy Maldonado, R OBP: 0.316, SLG: 0.377 (1.9)</p>		K												4	0	0	0	0	1	3				
<p>Matt Williams, R OBP: 0.310, SLG: 0.551 (1.5)</p>		G5-3												5	0	0	0	0	2					
<p>Bob Brenly, R OBP: 0.259, SLG: 0.295 (6. PR)</p> <p>Donell Nixon, R OBP: 0.458, SLG: 0.431 (7.2)</p> <p>Bob Melvin, R OBP: 0.275, SLG: 0.401 (10. PR)</p> <p>Kirt Manwaring, R OBP: 0.286, SLG: 0.327 (11.2)</p>			G5-3			FC1-6		G5-3			FC4-6		4-3	1	0	0	0	1	0	0				
<p>Jose Uribe, S OBP: 0.292, SLG: 0.317 (1.6)</p>						SH2-4					FC4-6		F9	4	0	1	0	0	1					
<p>Mike Krukow, R OBP: 0.302, SLG: 0.373 (8.1)</p> <p>Wallace Johnson, S OBP: 0.302, SLG: 0.373 (8.1)</p> <p>Tim Burke, R OBP: 0.302, SLG: 0.373 (8.1)</p> <p>Graig Nettles, L OBP: 0.302, SLG: 0.373 (8.1)</p> <p>Andy McCallister, R OBP: 0.302, SLG: 0.373 (8.1)</p> <p>Mike Fitzgerald, R OBP: 0.302, SLG: 0.373 (8.1)</p>			9-3											1	0	0	0	0	0	1				
<p>Inning Stats</p>	R: 0 E: 0 K: 0 S: 8	H: 1 LOB: 0 BB: 0 P: 11	R: 0 E: 0 K: 2 S: 9	H: 0 LOB: 0 BB: 0 P: 17	R: 0 E: 0 K: 0 S: 10	H: 0 LOB: 0 BB: 0 P: 15	R: 0 E: 0 K: 0 S: 8	H: 1 LOB: 3 BB: 2 P: 18	R: 1 E: 0 K: 0 S: 8	H: 1 LOB: 1 BB: 1 P: 14	R: 0 E: 0 K: 1 S: 12	H: 0 LOB: 0 BB: 0 P: 15	R: 0 E: 0 K: 0 S: 6	H: 1 LOB: 1 BB: 0 P: 11	R: 0 E: 0 K: 0 S: 9	H: 1 LOB: 1 BB: 0 P: 10	R: 0 E: 0 K: 0 S: 5	H: 0 LOB: 0 BB: 0 P: 7	R: 0 E: 0 K: 0 S: 7	H: 1 LOB: 0 BB: 0 P: 9	1B: 6 2B: 1 3B: 0 HR: 1	SF: 0 SAC: 2 DP: 5 HBP: 0	W/P: 0 PB: 0 SB: 2 CS: 0	PA: 46
<p>PITCHER</p> <p>Pascual Perez, R ERA: 2.43</p> <p>Tim Burke, R ERA: 3.36</p> <p>Andy McGaffigan, R ERA: 3.34</p> <p>Joe Hesketh, L ERA: 3.11</p>	IP	WLS	BF	H	R	ER	SO	BB	IBB	HBP	BLK	WP	HR	S	P	ERA	WHIP							
	7.0	25	4	1	1	3	3	0	0	0	0	0	1	52	88	1.29	1.000							
	3.0	11	2	0	0	1	1	0	0	0	0	0	27	36	0.00	1.000								
	2.0	W	7	0	0	0	0	1	0	0	0	0	10	19	0.00	0.500								
	1.0	S	3	1	0	0	0	0	0	0	0	0	7	9	0.00	1.000								

Montreal Expos @ San Francisco Giants
Candlestick Park, San Francisco, CA
Tue Aug 23 1988, 10:05 PM EDT
Att. 16,191 - Unknown

AB 39
R 1
H 7
RBI 1
BB 5
SO 4
LOB 16



Batter	1	2	3	4	5	6	7	8	9	AB	R	H	RBI	BB	SO	LOB	TOP								
John Kruk, L OBP: 0.382, SLG: 0.399 (1, 9)	1-2 6-3		1-2 4-3		3-2 E8 1B		3-0 1B			4	0	2	2	0	0	0	San Diego Padres @ Montreal Expos Olympic Stadium, Montreal, QB Fri Aug 26 1988, 7:05 PM EDT Att: 21,391 - Dome								
Roberto Alomar, S OBP: 0.303, SLG: 0.359 (1, 4)	0-0 4-3			3-2 4-3	4-1 1B		1-0 F7			3	0	0	0	1	0	1									
Tony Gwynn, L OBP: 0.381, SLG: 0.430 (1, 8)	1-0 F7			0-0 4-3	0-0 4-3			0-0 3-1		4	0	0	0	0	0	2									
Carmelo Martinez, R OBP: 0.301, SLG: 0.430 Marvell Wynne, L OBP: 0.331, SLG: 0.449 (9, 7)		0-0 HR		4-1 FC4 BB		0-0 F7		2-2 4-3		3	1	1	1	1	0	0									
Keith Moreland, R OBP: 0.320, SLG: 0.345 (1, 3)		4-0 HR		1-1 FC4		1-3 K		1-2 F9		3	0	0	0	1	1	1									
Bento Santiago, R OBP: 0.289, SLG: 0.365 (1, 2)		1-1 G5-4-3 BB			1-2 F9		2-3 K		3-3 K	4	0	0	0	0	2	1									
Chris Brown, R OBP: 0.304, SLG: 0.298 (1, 5)		0-0 5-3			0-1 6-3		0-0 SH1-4 1B		1-3 K	4	1	1	0	0	1	0									
Dickie Thon, R OBP: 0.335, SLG: 0.307 (1, 6)			2-3 K		1-0 1B		1-1 L8		3-3 K	4	1	1	0	0	2	1									
Andy Hawkins, R OBP: 0.157, SLG: 0.140 Mark Davis, L OBP: 0.375, SLG: 0.714 (7, 1)			0-0 6-3		1-2 E 1B		1-2 SH1-4			2	1	1	0	0	0	0									
Inning Stats	R: 0 E: 0 K: 0 S: 5	H: 0 LOB: 0 BB: 0 P: 7	R: 1 E: 0 K: 0 S: 4	H: 1 LOB: 0 BB: 1 P: 9	R: 0 E: 0 K: 1 S: 8	H: 0 LOB: 0 BB: 0 P: 11	R: 0 E: 0 K: 0 S: 7	H: 0 LOB: 1 BB: 1 P: 15	R: 2 E: 1 K: 0 S: 12	H: 3 LOB: 2 BB: 1 P: 21	R: 0 E: 0 K: 2 S: 7	H: 0 LOB: 0 BB: 0 P: 10	R: 1 E: 0 K: 0 S: 6	H: 2 LOB: 1 BB: 0 P: 11	R: 0 E: 0 K: 0 S: 8	H: 0 LOB: 0 BB: 0 P: 11	R: 0 E: 0 K: 3 S: 10	H: 0 LOB: 0 BB: 0 P: 17	1B: 5 2B: 0 3B: 0 HR: 1	SF: 0 SAC: 1 DP: 1 HBP: 0	WP: 0 PB: 0 SB: 0 CS: 0	PA: 35			
PITCHER	IP	WLS	BF	H	R	ER	SO	BB	IBB	HBP	BLK	WP	HR	S	P	ERA	WHIP								
John Dopson, R ERA: 2.99 (1, 1)	6.2	L	28	6	4	3	3	3	0	0	0	0	1	48	82	4.05	1.350								
Neal Heaton, L ERA: 4.52 (7, 1)	0.1		1	0	0	0	0	0	0	0	0	0	0	1	2	0.00	0.000								
Jeff Parrett, R ERA: 2.38 (8, 1)	2.0		6	0	0	0	3	0	0	0	0	0	0	18	28	0.00	0.000								

Batter	1	2	3	4	5	6	7	8	9	AB	R	H	RBI	BB	SO	LOB	BOTTOM								
Otis Nixon, S OBP: 0.286, SLG: 0.280 (1, 7)	4-1 E 1B		1-0 4-3		0-0 L8		1-0 1B			3	1	1	0	1	0	0	San Diego Padres @ Montreal Expos Olympic Stadium, Montreal, QB Fri Aug 26 1988, 7:05 PM EDT Att: 21,391 - Dome								
Dave Martinez, L OBP: 0.304, SLG: 0.319 (1, 8)	2-2 F3		2-2 FC3-6		2-1 F6		3-2 L8			3	0	1	0	0	0	1									
Tracy Jones, R OBP: 0.329, SLG: 0.313 (7, PH)	1-3 1B		2B							1	0	0	0	0	2	2									
Andres Galarraga, R OBP: 0.355, SLG: 0.545 (1, 3)	0-2 E 1B		1-0 FC3-6 HBP		3-2 1B SF8			0-3 K		3	2	2	1	0	1	0									
Hubie Brooks, R OBP: 0.318, SLG: 0.444 (1, 9)	3H K		1-2 FC3-6		0-1 L3		0-1 L3			4	0	1	0	0	1	3									
Tim Wallach, R OBP: 0.303, SLG: 0.405 (1, 5)	1-3 1B		2-1 L8		0-1 SF8		1-3 K			3	0	1	2	0	1	2									
Tom Foley, L OBP: 0.310, SLG: 0.375 (1, 4)	3H F5		0-0 F6		0-0 G3-6-3			2-3 K		3	0	0	0	0	0	2									
Luis Rivera, R OBP: 0.271, SLG: 0.323 (9, PH)	3-2 1-2		1-2 F8		0-1 F8		0-1 6-3		2-0 5-3	4	0	0	0	0	0	0									
Rex Hudler, R OBP: 0.323, SLG: 0.453 (1, 6)		1-2 4-3		0-1 F8		0-1 6-3				4	0	0	0	0	0	0									
Nelson Santovenia, R OBP: 0.294, SLG: 0.389 (1, 2)		0-0 L8		0-0 F4		0-3 K		1-3 K		4	0	0	0	0	2	0									
John Dopson, L OBP: 0.075, SLG: 0.051 (1, 1)		0-3 K			0-3 K		4-2 1B			2	0	0	0	0	2	0									
Neal Heaton, L OBP: 0.143, SLG: 0.143 (7, PH)										0	0	0	0	0	0	0									
Graig Nettles, L OBP: 0.253, SLG: 0.243 (7, PH)										0	0	0	0	1	0	0									
Pascual Perez, R OBP: 0.253, SLG: 0.243 (7, FR)										0	0	0	0	0	0	0									
Jeff Parrett, R OBP: 0.253, SLG: 0.243 (8, 1)										0	0	0	0	0	0	0									
Inning Stats	R: 2 E: 2 K: 1 S: 20	H: 2 LOB: 1 BB: 1 P: 31	R: 0 E: 0 K: 1 S: 9	H: 0 LOB: 0 BB: 0 P: 10	R: 0 E: 0 K: 0 S: 9	H: 1 LOB: 2 BB: 0 P: 16	R: 0 E: 0 K: 0 S: 4	H: 0 LOB: 0 BB: 0 P: 4	R: 0 E: 0 K: 1 S: 6	H: 0 LOB: 0 BB: 0 P: 8	R: 1 E: 0 K: 0 S: 8	H: 2 LOB: 0 BB: 0 P: 11	R: 0 E: 0 K: 1 S: 11	H: 1 LOB: 2 BB: 1 P: 19	R: 0 E: 0 K: 2 S: 8	H: 0 LOB: 0 BB: 0 P: 9	R: 0 E: 0 K: 2 S: 13	H: 0 LOB: 0 BB: 0 P: 18	1B: 5 2B: 1 3B: 0 HR: 0	SF: 1 SAC: 0 DP: 1 HBP: 1	WP: 0 PB: 0 SB: 2 CS: 0	PA: 35			
PITCHER	IP	WLS	BF	H	R	ER	SO	BB	IBB	HBP	BLK	WP	HR	S	P	ERA	WHIP								
Andy Hawkins, R ERA: 3.46 (1, 1)	6.2	W	28	6	3	3	4	2	0	1	0	0	0	64	93	4.05	1.200								
Mark Davis, L ERA: 2.12 (7, 1)	2.1	S	7	0	0	0	4	0	0	0	0	0	0	24	33	0.00	0.000								



Batter	1	2	3	4	5	6	7	8	9	AB	R	H	RBI	BB	SO	LOB	TOP			
John Kruk, L OBP: 0.381, SLG: 0.397 (1, 9)										4	0	1	0	0	1	1				
Roberto Alomar, S OBP: 0.395, SLG: 0.363 (1, 4)										4	0	2	0	0	0	1				
Tony Gwynn, L OBP: 0.380, SLG: 0.431 (1, 8)										4	0	1	0	0	1	2				
Carmelo Martinez, R OBP: 0.297, SLG: 0.423 (1, 7)										4	0	0	0	0	1	3				
Keith Moreland, R OBP: 0.317, SLG: 0.342 (1, 3)										4	0	0	0	0	0	4				
Benito Santiago, R OBP: 0.288, SLG: 0.363 (1, 2)										3	0	0	0	0	0	0				
Chris Brown, R OBP: 0.301, SLG: 0.295 (7, PH)																				
Tim Flannery, L OBP: 0.350, SLG: 0.346 (7, 5)										2	0	0	0	0	0	2				
Dickie Thon, R OBP: 0.338, SLG: 0.307 (1, 6)										3	0	1	0	1	0	3				
Jimmy Jones, R OBP: 0.189, SLG: 0.188 (7, PH)																				
Marvell Wynne, L OBP: 0.330, SLG: 0.447 (7, 1)																				
Greg Booker, R OBP: 0.343, SLG: 0.383 (9, PH)										2	0	0	0	0	0	1				
Inning Stats	R: 0 E: 0 K: 0 S: 12	H: 2 LOB: 2 BB: 0 P: 19	R: 0 E: 0 K: 0 S: 11	H: 1 LOB: 1 BB: 0 P: 15	R: 0 E: 0 K: 1 S: 11	H: 0 LOB: 0 BB: 0 P: 18	R: 0 E: 1 K: 0 S: 10	H: 0 LOB: 2 BB: 0 P: 18	R: 0 E: 0 K: 1 S: 7	H: 1 LOB: 1 BB: 0 P: 7	R: 0 E: 0 K: 1 S: 7	H: 0 LOB: 0 BB: 0 P: 13	R: 0 E: 0 K: 1 S: 8	H: 1 LOB: 1 BB: 0 P: 11	R: 0 E: 0 K: 1 S: 8	H: 0 LOB: 1 BB: 1 P: 13	1B: 4 2B: 2 3B: 0 HR: 0	SF: 0 SAC: 0 DP: 0 HBP: 1	WP: 0 PB: 0 SB: 0 CS: 0	PA: 36
PITCHER	IP WLS BF H R ER SO BB IBB HBP BLK WP HR S P ERA WHIP																			
Bryn Smith, R ERA: 3.13	(1, 1) 7.0 W 28 5 0 0 2 0 0 1 0 0 0 0 63 98 0.00 0.714																			
Joe Hesketh, L ERA: 2.93	(8, 1) 2.0 S 8 1 0 0 2 1 0 0 0 0 0 0 16 24 0.00 1.000																			

San Diego Padres @ Montreal Expos
Olympic Stadium, Montreal, QB
Sat Aug 27 1988, 7:05 PM EDT
Att: 20,986 - Dome - 67 F

AB	34
R	0
H	6
RBI	0
BB	1
SO	4
LOB	19



Batter	1	2	3	4	5	6	7	8	9	AB	R	H	RBI	BB	SO	LOB	BOTTOM			
Otis Nixon, S OBP: 0.291, SLG: 0.281 (1, 7)										3	0	1	1	1	1	2				
Dave Martinez, L OBP: 0.303, SLG: 0.324 (1, 8)										4	1	1	0	0	0	3				
Tom Foley, L OBP: 0.312, SLG: 0.378 (1, 4)										3	1	2	1	0	1	1				
Hubie Brooks, R OBP: 0.317, SLG: 0.441 (8, 9)										3	0	0	0	0	2	2				
Tim Wallach, R OBP: 0.301, SLG: 0.402 (1, 5)										3	0	0	1	0	0	0				
Wallace Johnson, S OBP: 0.396, SLG: 0.365 (1, 3)										4	0	1	0	0	0	0				
Mike Fitzgerald, R OBP: 0.342, SLG: 0.396 (1, 2)										4	1	1	0	0	0	2				
Luis Rivera, R OBP: 0.274, SLG: 0.326 (8, 6)										3	1	2	1	0	0	0				
Bryn Smith, R OBP: 0.174, SLG: 0.159 (7, PH)																				
Graig Nettles, L OBP: 0.282, SLG: 0.253 (7, PR)																				
Pascual Perez, R OBP: 0.321, SLG: 0.450 (8, 1)										0	0	0	0	0	0	0				
Inning Stats	R: 0 E: 0 K: 1 S: 16	H: 0 LOB: 1 BB: 1 P: 25	R: 1 E: 2 K: 1 S: 18	H: 2 LOB: 2 BB: 1 P: 30	R: 1 E: 0 K: 1 S: 10	H: 1 LOB: 0 BB: 0 P: 13	R: 0 E: 0 K: 0 S: 4	H: 0 LOB: 0 BB: 0 P: 6	R: 0 E: 0 K: 1 S: 6	H: 0 LOB: 0 BB: 0 P: 9	R: 0 E: 0 K: 1 S: 8	H: 1 LOB: 0 BB: 0 P: 11	R: 1 E: 0 K: 0 S: 8	H: 3 LOB: 2 BB: 0 P: 16	R: 1 E: 0 K: 0 S: 12	H: 3 LOB: 2 BB: 0 P: 22	1B: 9 2B: 1 3B: 1 HR: 0	SF: 2 SAC: 0 DP: 1 HBP: 0	WP: 0 PB: 0 SB: 1 CS: 1	PA: 35
PITCHER	IP WLS BF H R ER SO BB IBB HBP BLK WP HR S P ERA WHIP																			
Jimmy Jones, R ERA: 3.72	(1, 1) 6.0 L 23 4 2 1 5 2 0 0 0 0 0 0 20 38 1.50 3.000																			
Greg Booker, R ERA: 3.8	(7, 1) 2.0 12 6 2 2 0 0 0 0 0 0 0 0 20 38 9.00 3.000																			

San Diego Padres @ Montreal Expos
Olympic Stadium, Montreal, QB
Sat Aug 27 1988, 7:05 PM EDT
Att: 20,986 - Dome - 67 F

AB	31
R	4
H	10
RBI	4
BB	2
SO	5
LOB	12



Batter	1	2	3	4	5	6	7	8	9	AB	R	H	RBI	BB	SO	LOB	TOP					
John Kruk, L OBP: 0.381, SLG: 0.397 (1, 9)	0-2 4-3		1-1 F8 SH1-3 1B	1-1 F7			1-1 G3 BB 1B		0-3 K	5	0	2	0	0	1	2						
Roberto Alomar, S OBP: 0.399, SLG: 0.362 (1, 4)	4-2 3B BB		0-0 SH1-3 1-2		0-3 K2-3		4-0 G3 BB 1-2		4-1 1B SF7 BB	1	2	0	0	3	1	0						
Tony Gwynn, L OBP: 0.380, SLG: 0.435 (1, 8)	1-0 1-H 3B		1-2 E2		2-2 6-3		2-2 G3 1-2 2-3		0-1 1B 1B	5	1	2	1	0	0	3						
Carmelo Martinez, R OBP: 0.295, SLG: 0.416 (1, 3)	0-2 G3		2-1 F8 2-3		2-3 K		0-3 K		4-0 1B IBB	4	0	0	0	1	2	5						
Marvell Wynne, L OBP: 0.329, SLG: 0.444 Keith Moreland, R OBP: 0.316, SLG: 0.342 Stan Jefferson, S OBP: 0.229, SLG: 0.235 (1, 7)	1-2 F8		0-0 1-3			1-1 P5		1-1 2B 1B 1B	3-1 SF7	4	1	1	0	0	0	3						
Tim Flannery, L OBP: 0.376, SLG: 0.398 (1, 5)		3-1 FC5-4 HBP		3-2 2B 1B		1-1 BLK 3B		2-2 1B 2B	1-2 3-H 1-2 2-H 1B	4	1	4	1	0	0	0						
Dickie Thon, R OBP: 0.335, SLG: 0.309 (1, 6)		0-3 K		1-0 1-3 2B		1-1 F3 3-H 0-1 4-3		1-2 5-3	1-2 5-3	5	0	1	0	0	1	5						
Mark Parent, R OBP: 0.213, SLG: 0.291 Benito Santiago, R OBP: 0.288, SLG: 0.362 (1, 2)		3-2 FC5-4 1-2 1B BLK		2-3 K				3-2 4-3		3	0	0	0	0	1	3						
Ed Whitson, R OBP: 0.167, SLG: 0.222 Mark Davis, L OBP: 0.375, SLG: 0.714 Randy Ready, R OBP: 0.346, SLG: 0.385 Lance McCullers, S (8, 1)		0-0 1-H 1B		0-0 1-3				1-3 K	0-0 2-H 3-H 1B	3	0	1	0	0	1	2						
Inning Stats	R: 1 E: 0 K: 0 S: 13	H: 1 LOB: 1 BB: 1 P: 19	R: 0 E: 0 K: 1 S: 8	H: 1 LOB: 2 BB: 0 P: 14	R: 0 E: 1 K: 0 S: 9	H: 2 LOB: 2 BB: 0 P: 13	R: 0 E: 0 K: 1 S: 11	H: 2 LOB: 0 BB: 0 P: 17	R: 0 E: 0 K: 0 S: 10	H: 0 LOB: 0 BB: 0 P: 14	R: 1 E: 0 K: 0 S: 8	H: 1 LOB: 0 BB: 0 P: 11	R: 0 E: 0 K: 2 S: 11	H: 1 LOB: 2 BB: 1 P: 19	R: 1 E: 0 K: 0 S: 13	H: 3 LOB: 2 BB: 0 P: 19	R: 2 E: 0 K: 1 S: 15	H: 2 LOB: 2 BB: 2 P: 28	1B: 8 2B: 2 3B: 2 HR: 0	SF: 1 SAC: 1 DP: 0 HBP: 1	WP: 0 PB: 0 SB: 0 CS: 0	PA: 43
PITCHER	IP WLS BF H R ER SO BB IBB HBP BLK WP HR S P ERA WHIP																					
Pascual Perez, R ERA: 2.45	(1, 1) 6.0 26 6 2 2 4 1 0 1 2 0 0 59 88 3.00 1.167																					
Andy McGaffigan, R ERA: 3.3	(7, 1) 1.0 5 1 0 0 2 1 0 0 0 0 0 11 19 0.00 2.000																					
Tim Burke, R ERA: 3.44	(8, 1) 1.0 5 3 1 1 0 0 0 0 0 0 0 13 19 9.00 3.000																					
Neal Heaton, L ERA: 4.99	(9, 1) 0.1 L 4 1 2 2 1 1 1 0 0 0 0 6 14 54.00 6.000																					
Jeff Parrett, R ERA: 2.35	(9, 1) 0.2 3 1 0 0 0 0 0 0 0 0 0 9 14 0.00 1.500																					

San Diego Padres @ Montreal Expos
Olympic Stadium, Montreal, QB
Sun Aug 28 1988, 3:33 AM EDT
Att: 29,615 - Dome - 70 F

AB 36
R 5
H 12
RBI 4
BB 4
SO 7
LOB 25



Batter	1	2	3	4	5	6	7	8	9	AB	R	H	RBI	BB	SO	LOB	BOTTOM					
Otis Nixon, S OBP: 0.286, SLG: 0.277 Graig Nettles, L OBP: 0.262, SLG: 0.253 Tracy Jones, R OBP: 0.335, SLG: 0.320 (1, 7)	1-3 K		1-1 F8		1-1 4-3		2-2 E7 1-H 2-H 1B		3-2 E6	3	0	0	0	0	1	0						
Dave Martinez, L OBP: 0.299, SLG: 0.319 (1, 8)	1-2 4-3		2-3 K		1-2 F2		3-3 K		0-3 K	5	0	0	0	0	3	2						
Wallace Johnson, S OBP: 0.378, SLG: 0.394 Tim Burke, R Mike Fitzgerald, R OBP: 0.347, SLG: 0.402 Neal Heaton, L OBP: 0.143, SLG: 0.143 Jeff Parrett, R (1, 3)	1-2 2B		0-1 BB 1B		0-0 F9		2-1 CS 1B 1B		2-1 CS 1B 1B	3	0	2	0	0	0	0						
Hubie Brooks, R OBP: 0.318, SLG: 0.440 (1, 9)	1-0 1-3		4-2 BB		1-3 K		1-2 CS 1B		1-2 CS 1B	3	0	1	0	1	1	1						
Tim Wallach, R OBP: 0.299, SLG: 0.399 (1, 5)		1-2 L5		2-0 F9		2-1 F7		3-3 K	1-2 2-3 K	4	0	0	0	0	1	4						
Tom Foley, L OBP: 0.321, SLG: 0.393 (1, 4)		2-0 HR		4-0 BB			2-2 SH1-3 1B 1B		4-0 IBB	2	2	2	1	2	0	0						
Rex Hudler, R OBP: 0.315, SLG: 0.441 (1, 6)		1-3 K		2-3 K		1-2 K		0-2 SH1-3	1-3 K	3	0	0	0	0	3	3						
Nelson Santovenia, R OBP: 0.294, SLG: 0.387 (1, 2)		0-0 1B		1-3 K			0-1 F9		1-1 5-3	4	0	1	0	0	1	1						
Pascual Perez, R Andy McGaffigan, R Andres Galarraga, R OBP: 0.358, SLG: 0.544 (8, 3)		2-3 K		0-1 1-3			4-2 1B E BB		1-0 5-3	2	0	0	0	0	1	1						
Inning Stats	R: 0 E: 0 K: 1 S: 14	H: 2 LOB: 1 BB: 0 P: 18	R: 1 E: 0 K: 2 S: 14	H: 2 LOB: 0 BB: 0 P: 20	R: 0 E: 0 K: 1 S: 16	H: 1 LOB: 1 BB: 1 P: 25	R: 0 E: 0 K: 2 S: 7	H: 0 LOB: 0 BB: 1 P: 14	R: 0 E: 0 K: 0 S: 7	H: 0 LOB: 0 BB: 0 P: 9	R: 0 E: 0 K: 1 S: 6	H: 0 LOB: 0 BB: 0 P: 9	R: 2 E: 1 K: 1 S: 21	H: 2 LOB: 1 BB: 1 P: 32	R: 0 E: 0 K: 2 S: 13	H: 2 LOB: 2 BB: 1 P: 24	R: 0 E: 1 K: 1 S: 9	H: 0 LOB: 1 BB: 0 P: 14	1B: 6 2B: 1 3B: 0 HR: 1	SF: 0 SAC: 1 DP: 0 HBP: 0	WP: 0 PB: 0 SB: 0 CS: 2	PA: 38
PITCHER	IP WLS BF H R ER SO BB IBB HBP BLK WP HR S P ERA WHIP																					
Ed Whitson, R ERA: 3.92	(1, 1) 6.2 27 5 3 2 7 3 0 0 0 0 0 79 116 2.70 1.200																					
Mark Davis, L ERA: 2.11	(7, 1) 0.1 2 1 0 0 1 0 0 0 0 0 0 6 11 0.00 3.000																					
Lance McCullers, R ERA: 2.34	(8, 1) 2.0 W 9 2 0 0 3 0 1 0 0 0 0 22 38 0.00 1.000																					

San Diego Padres @ Montreal Expos
Olympic Stadium, Montreal, QB
Sun Aug 28 1988, 3:33 AM EDT
Att: 29,615 - Dome - 70 F

AB 33
R 3
H 8
RBI 2
BB 4
SO 11
LOB 12



Batter	1	2	3	4	5	6	7	8	9	AB	R	H	RBI	BB	SO	LOB	TOP					
Steve Sax, R (1,4) OBP: 0.339, SLG: 0.361	2-2 1-3		3-2 4-3			2-1 L4		0-1 CS 1B		4	0	1	0	0	0	0						
Mike Scioscia, L (1,2) OBP: 0.331, SLG: 0.323	2-0 F2		0-1 4-3			0-2 6-3		1-0 CS 1-2	0-2 6-3	4	0	0	0	0	0	0						
Mike Davis, L (1,9) OBP: 0.274, SLG: 0.285	0-0 4-3			4-1 BB		1-2 4-3		0-1 4-3	0-1 4-3	3	0	0	0	1	0	0						
Kirk Gibson, L (1,7) OBP: 0.385, SLG: 0.511		3-2 F8		2-3 K 1-2		0-0 F7		2-1 2-3	4	0	0	0	0	1	1							
Franklin Stubbs, L (1,3) OBP: 0.291, SLG: 0.385		2-2 6-3		2-1 HR		2-0 F8			3	1	1	1	0	0	0							
John Shelby S (1,8) OBP: 0.326, SLG: 0.388		0-0 E6 1B		0-0 G3		0-0 4-3			3	0	0	0	0	0	0							
Tracy Woodson, R (1,5) OBP: 0.265, SLG: 0.315		2-2 1-2 1B			1-2 1-3			0-0 F4	3	0	1	0	0	0	0							
Alfredo Griffin, S (1,6) OBP: 0.224, SLG: 0.229		3-1 F8			0-1 B5-3			0-0 HR	3	1	1	1	0	0	2							
Ramon Martinez, R (1,1) Danny Heep, L (8, PH) Jay Howell, R (8, 1)			0-3 K		0-0 1-3			0-0 6-3	2	0	0	0	0	1	0							
Inning Stats	R: 0 E: 0 K: 0 S: 5	H: 0 LOB: 0 BB: 0 P: 9	R: 0 E: 1 K: 0 S: 17	H: 1 LOB: 2 BB: 0 P: 27	R: 0 E: 0 K: 1 S: 8	H: 0 LOB: 0 BB: 0 P: 11	R: 1 E: 0 K: 1 S: 7	H: 1 LOB: 1 BB: 1 P: 15	R: 0 E: 0 K: 0 S: 6	H: 0 LOB: 0 BB: 0 P: 7	R: 0 E: 0 K: 0 S: 8	H: 0 LOB: 0 BB: 0 P: 11	R: 0 E: 0 K: 0 S: 3	H: 0 LOB: 0 BB: 0 P: 5	R: 1 E: 0 K: 0 S: 6	H: 2 LOB: 2 BB: 0 P: 6	R: 0 E: 0 K: 0 S: 7	H: 0 LOB: 0 BB: 0 P: 9	1B: 2 2B: 0 3B: 0 HR: 2	SF: 0 SAC: 0 DP: 0 HBP: 0	WP: 0 PB: 0 SB: 0 CS: 1	PA: 32
PITCHER Dennis Martinez, R (1,1) ERA: 2.43	IP: 9.0 WLS: L BF: 31	H: 4 R: 2 ER: 2 SO: 2	BB: 1 IBB: 0 HBP: 0 BLK: 0	WP: 0 HR: 2 S: 67 P: 100	ERA: 2.00 WHIP: 0.556																	

Los Angeles Dodgers @ Montreal Expos
Olympic Stadium, Montreal, QB
Mon Aug 29 1988, 7:05 PM EDT
Att: 16,002 - Dome - 70 F

livebaseballscorecards.com

AB 30
R 2
H 4
RBI 2
BB 1
SO 2
LOB 3



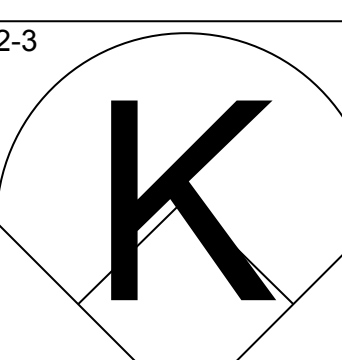
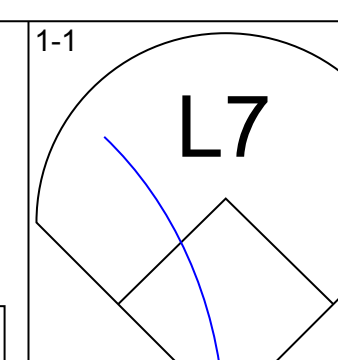
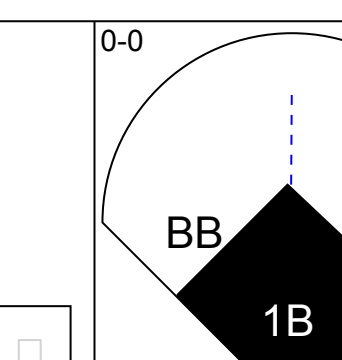
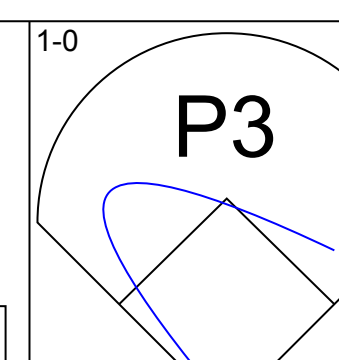
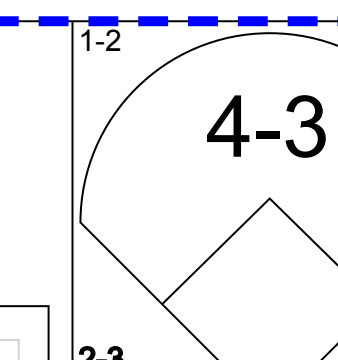
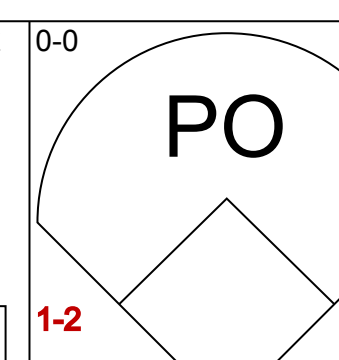
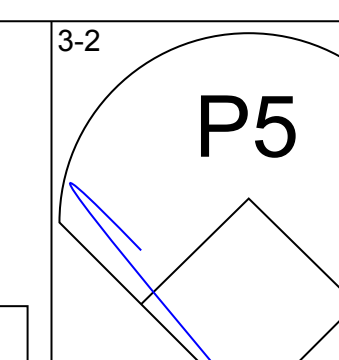
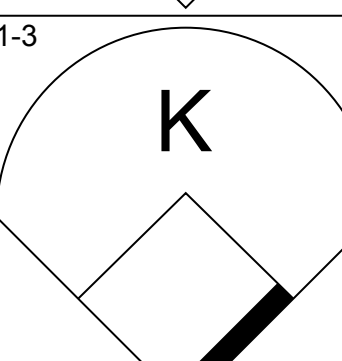
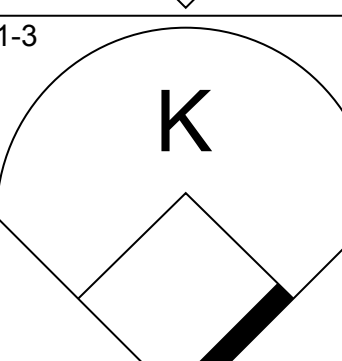
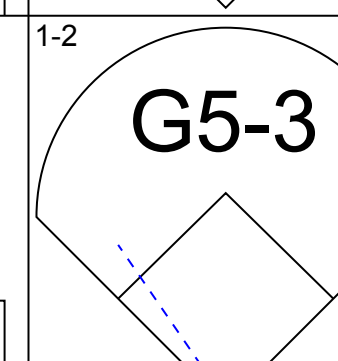
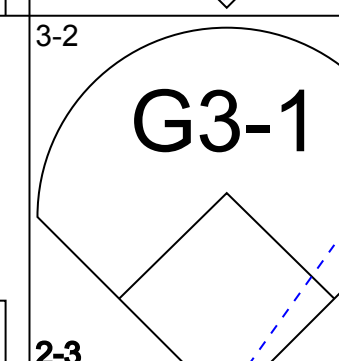
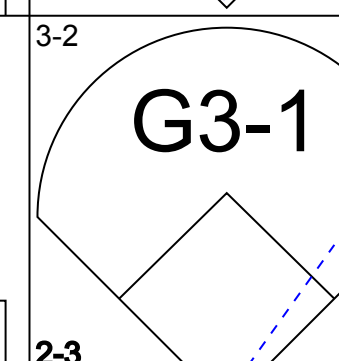
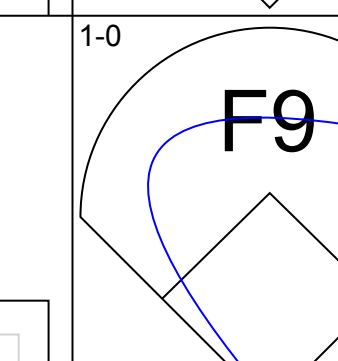
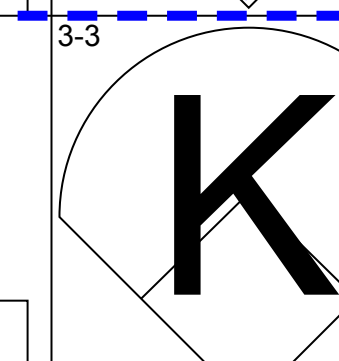
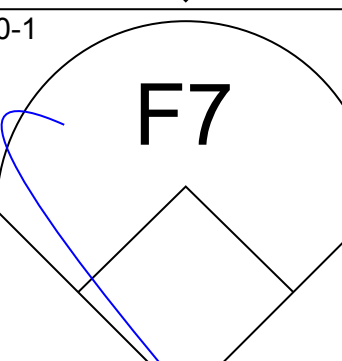
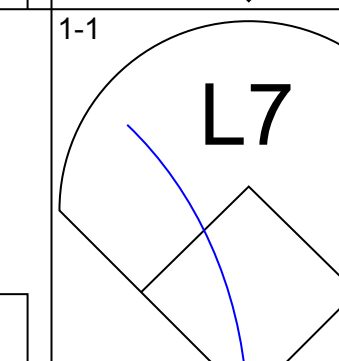
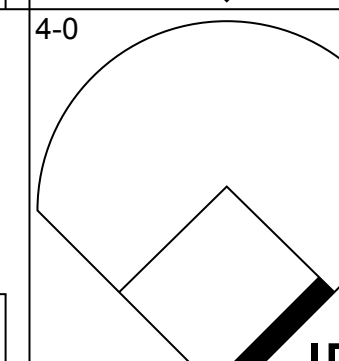
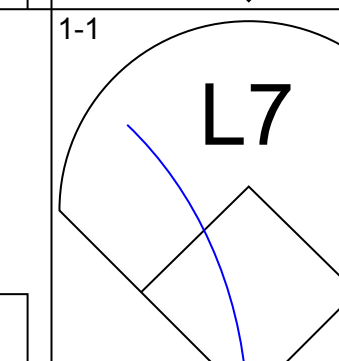
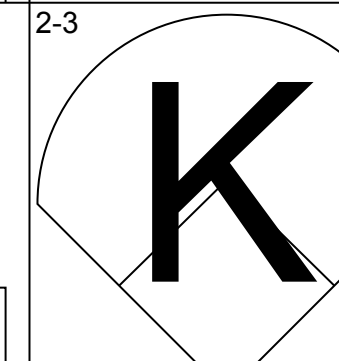
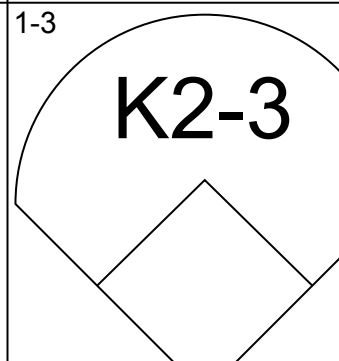
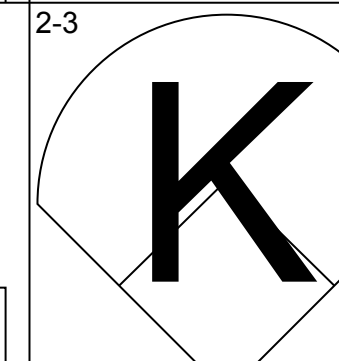
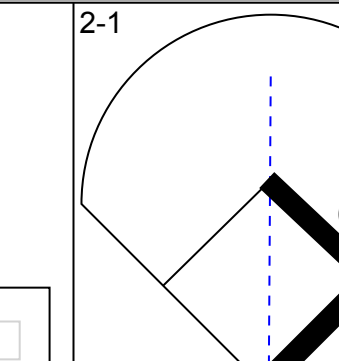
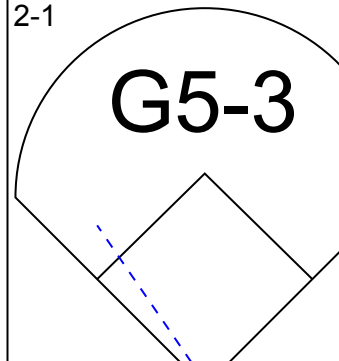
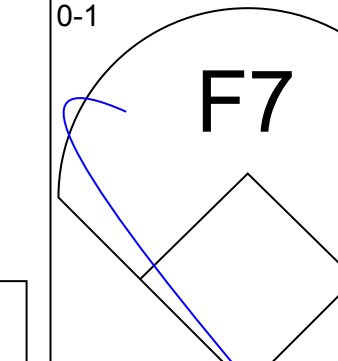
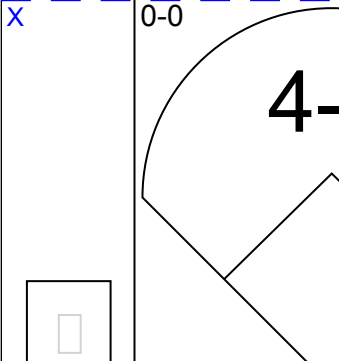
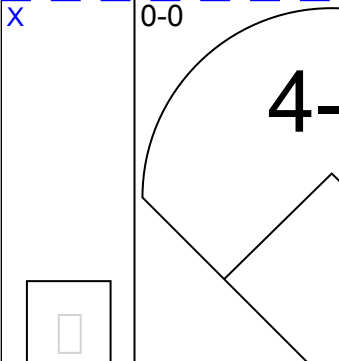
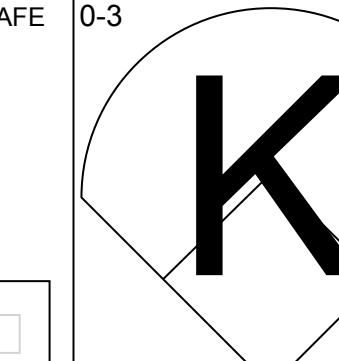
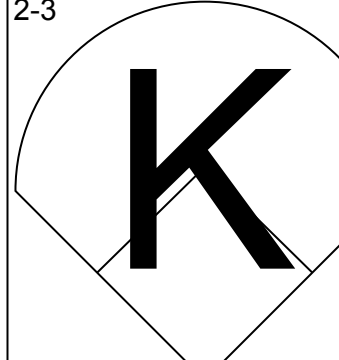
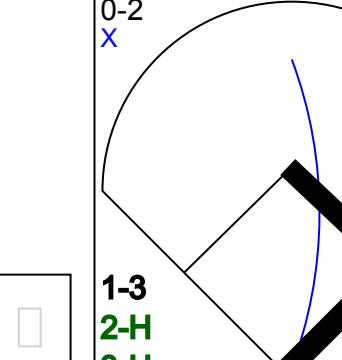
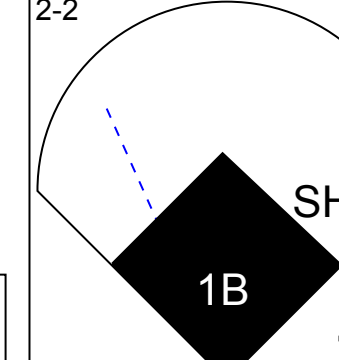
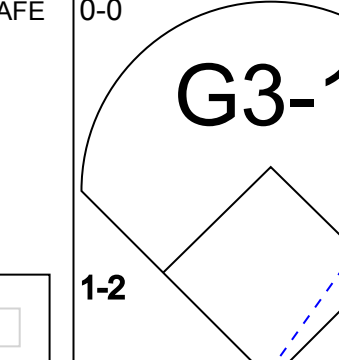
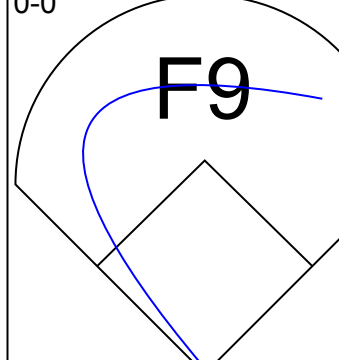
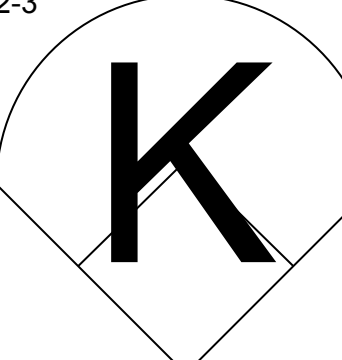
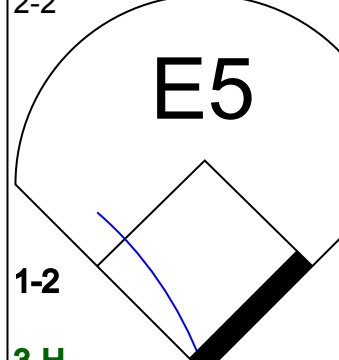
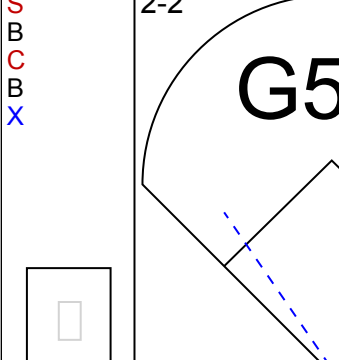
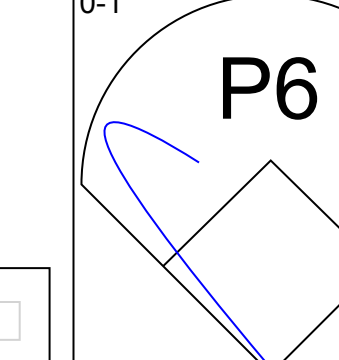
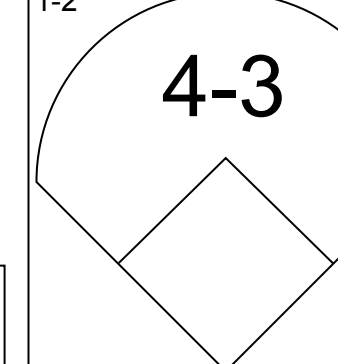
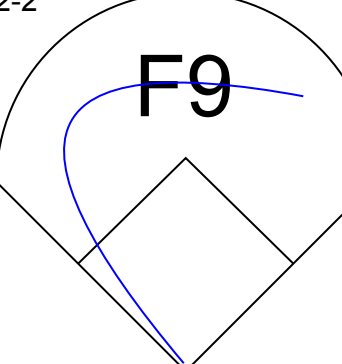
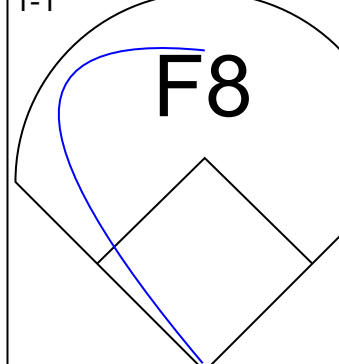
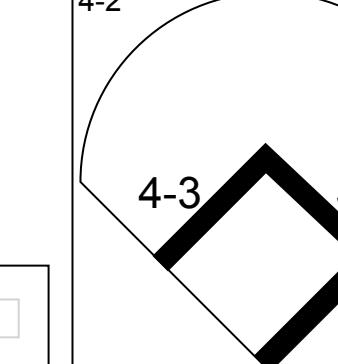
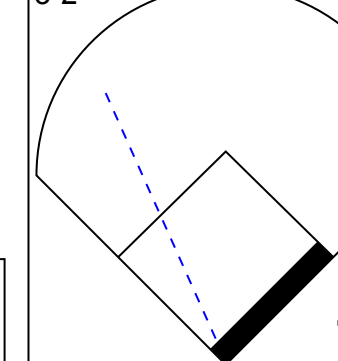
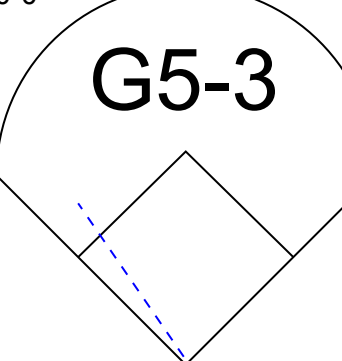
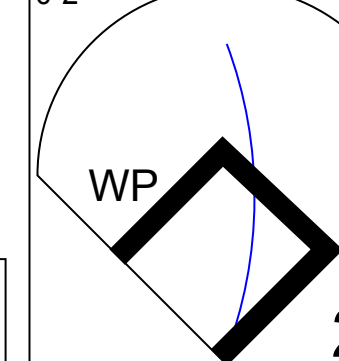
Batter	1	2	3	4	5	6	7	8	9	AB	R	H	RBI	BB	SO	LOB	BOTTOM					
Tim Raines, S (1,7) OBP: 0.352, SLG: 0.431	1-0 4-3		3-3 K		0-0 F7			1-3 K		4	0	0	0	0	2	1						
Dave Martinez, L (1,8) OBP: 0.302, SLG: 0.319	1-1 CS 1B			2-2 F8	4-2 BB			1-3 K		3	0	1	0	1	1	0						
Andres Galarraga, R (1,3) OBP: 0.359, SLG: 0.550	3-2 1-2 3B			0-0 E 1B	3-1 5-3			2-2 1B		4	1	3	0	0	0	2						
Hubie Brooks, R (1,9) OBP: 0.315, SLG: 0.436	1-3 K			1-0 E5 4-3 1B	1-3 1B			2-2 L9		4	0	0	0	1	3							
Tim Wallach, R (1,5) OBP: 0.300, SLG: 0.400		1-0 G3-6-3 1B		1-2 4-3 1B				1-1 F4		4	0	2	1	0	0							
Tom Foley, L (1,4) OBP: 0.317, SLG: 0.388		0-0 G3-6-3		0-0 4-3				1-3 K		4	0	0	0	0	1	3						
Nelson Santovenia, R (1,2) OBP: 0.289, SLG: 0.360		2-2 F8		1-0 F7				1-1 6-3		4	0	0	0	0	2							
Rex Hudler, R (1,6) OBP: 0.321, SLG: 0.445			1-1 E6 K 1B		0-0 SH1-3 WP 1B			3-3 K		3	0	2	0	0	1	0						
Dennis Martinez, R (1,1) OBP: 0.216, SLG: 0.222			2-3 K		1-2 SH1-3			0-0 L9		2	0	0	0	0	1	1						
Inning Stats	R: 0 E: 0 K: 1 S: 10	H: 2 LOB: 1 BB: 0 P: 16	R: 0 E: 0 K: 0 S: 5	H: 1 LOB: 0 BB: 0 P: 8	R: 0 E: 1 K: 2 S: 8	H: 1 LOB: 0 BB: 0 P: 13	R: 1 E: 1 K: 0 S: 11	H: 2 LOB: 2 BB: 0 P: 16	R: 0 E: 0 K: 0 S: 9	H: 1 LOB: 2 BB: 1 P: 17	R: 0 E: 0 K: 1 S: 8	H: 0 LOB: 0 BB: 0 P: 12	R: 0 E: 0 K: 1 S: 6	H: 0 LOB: 0 BB: 0 P: 10	R: 0 E: 0 K: 2 S: 13	H: 1 LOB: 1 BB: 0 P: 19	R: 0 E: 0 K: 0 S: 8	H: 0 LOB: 0 BB: 0 P: 11	1B: 7 2B: 0 3B: 1 HR: 0	SF: 0 SAC: 1 DP: 1 HBP: 0	WP: 1 PB: 0 SB: 0 CS: 1	PA: 34
PITCHER Ramon Martinez, R (1,1) ERA: 1.73 Jay Howell, R (8, 1) ERA: 2.34	IP: 7.0 WLS: W BF: 27	H: 7 R: 1 ER: 0 SO: 5	BB: 1 IBB: 0 HBP: 0 BLK: 0	WP: 1 HR: 0 S: 57 P: 92	ERA: 0.00 WHIP: 1.143																	

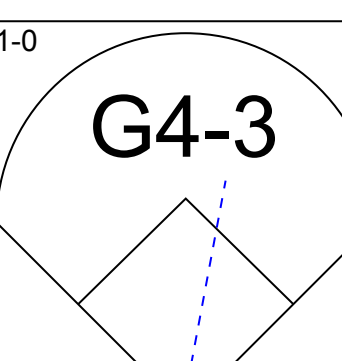
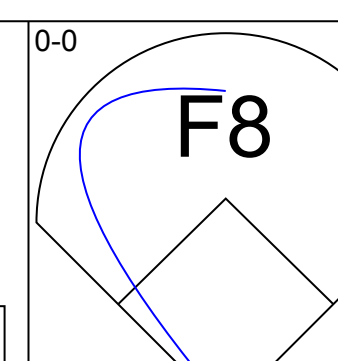
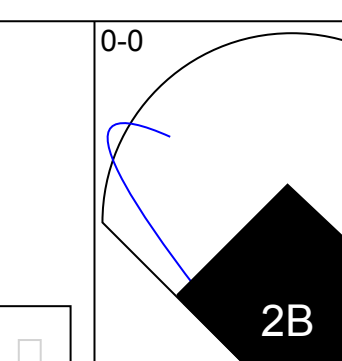
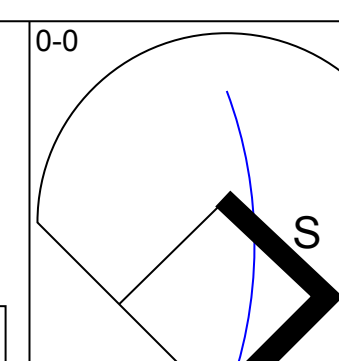
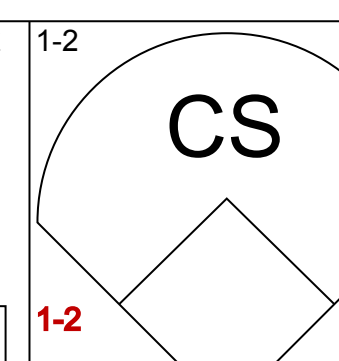
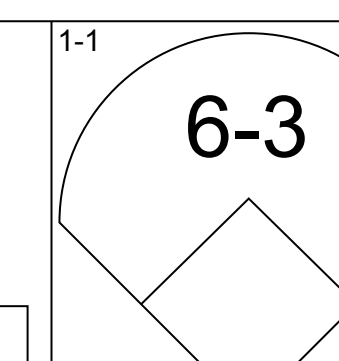

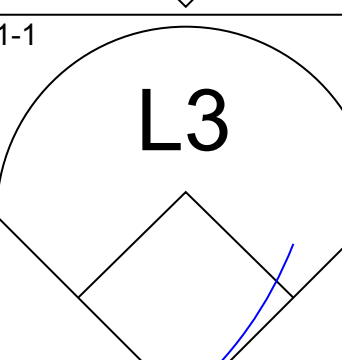
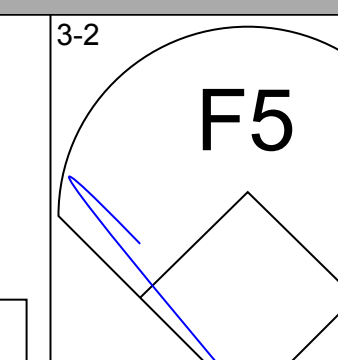
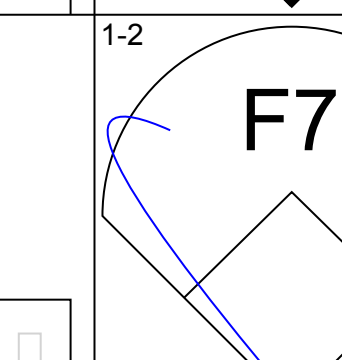
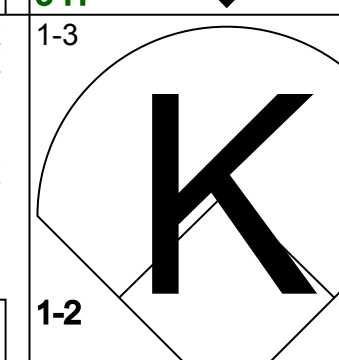
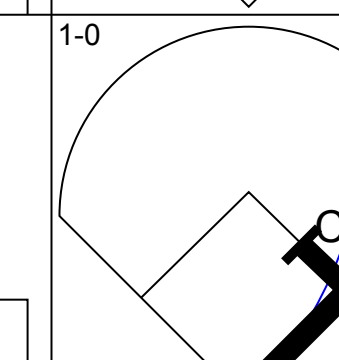
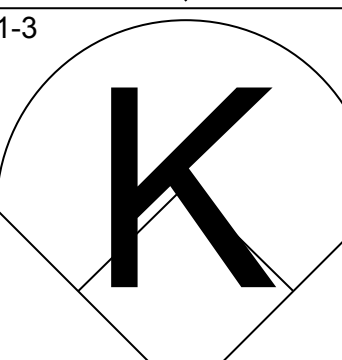
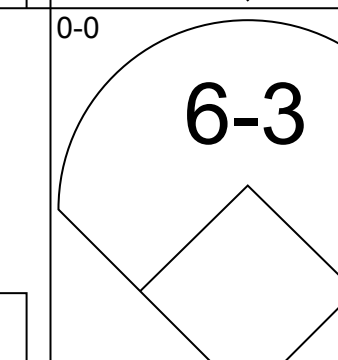
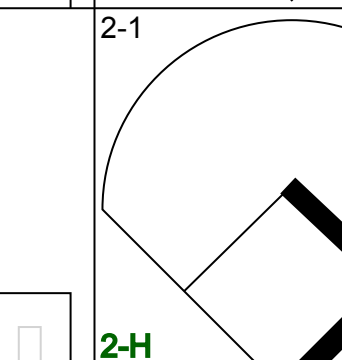
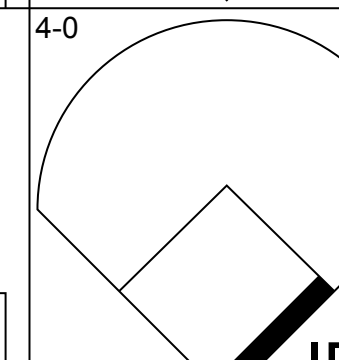
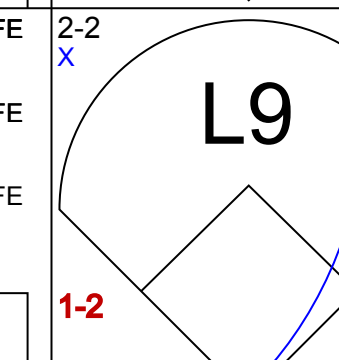
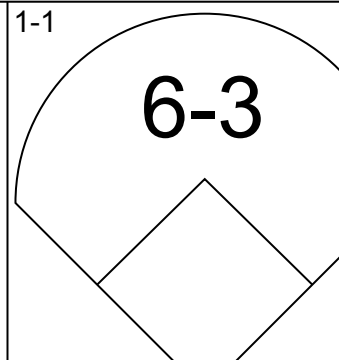
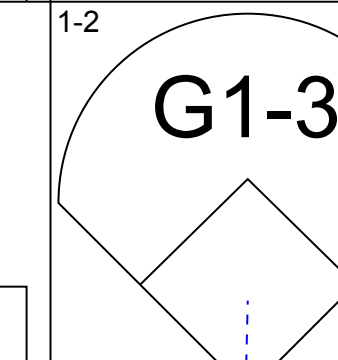
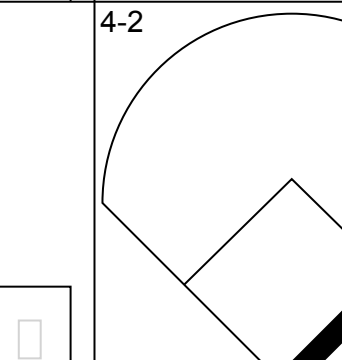
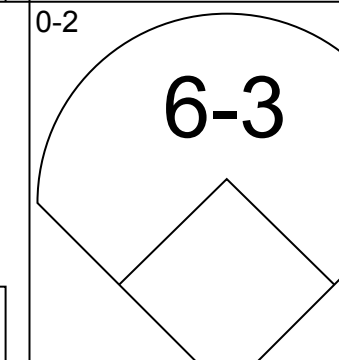
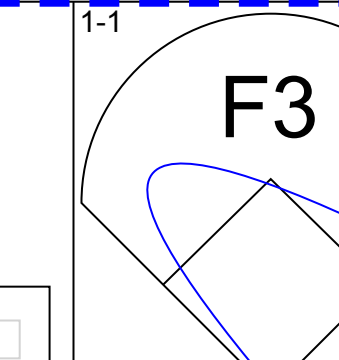
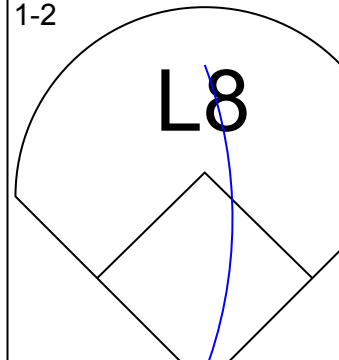
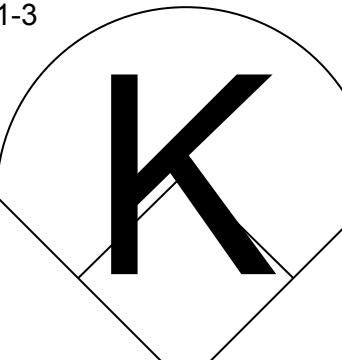
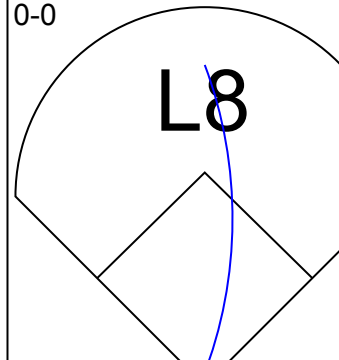
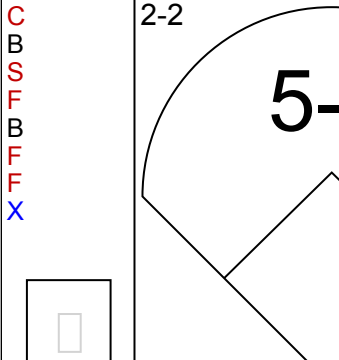
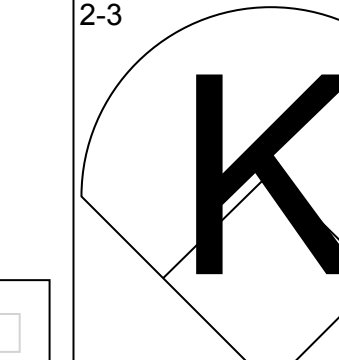
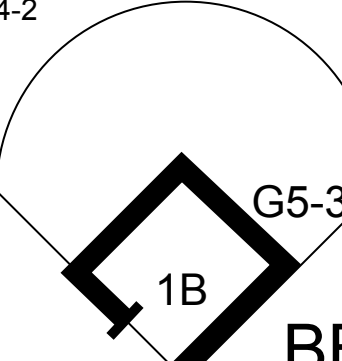
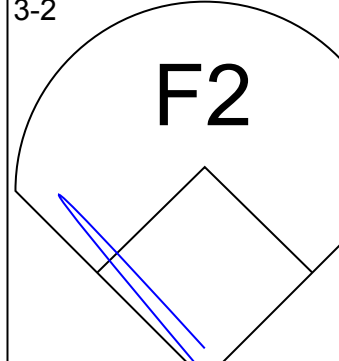
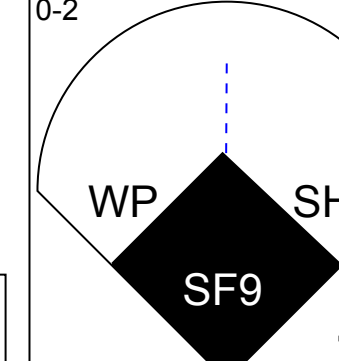
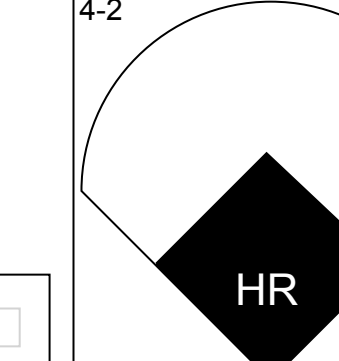
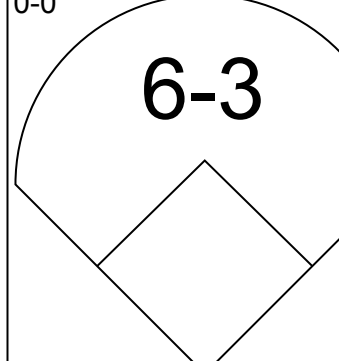
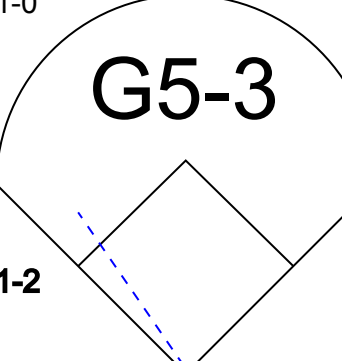
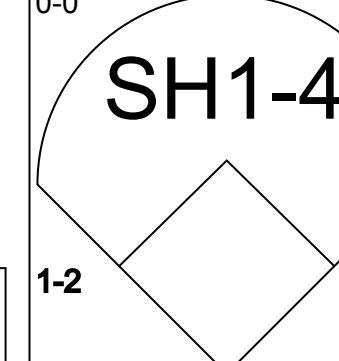
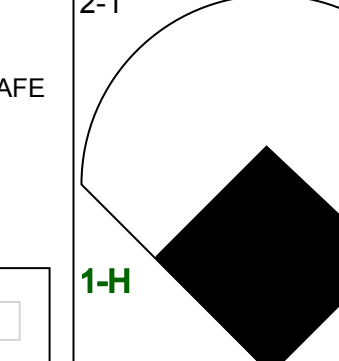
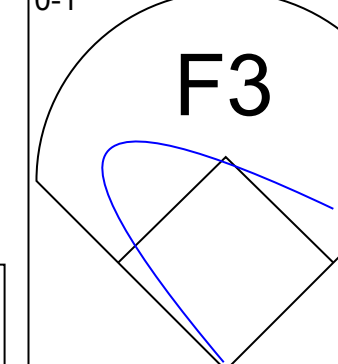
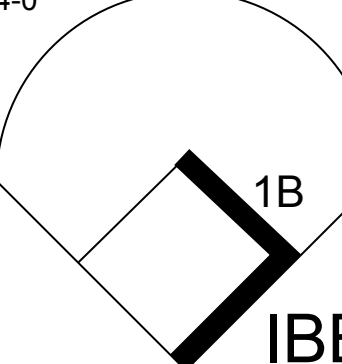
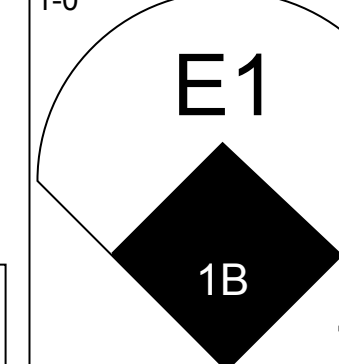
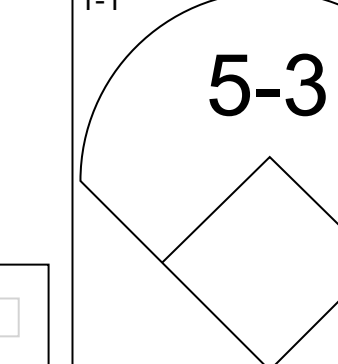
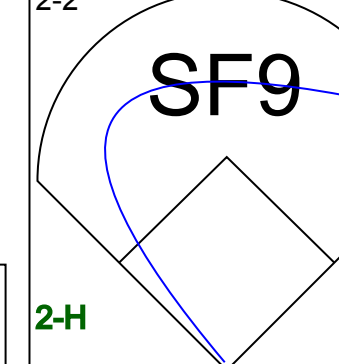
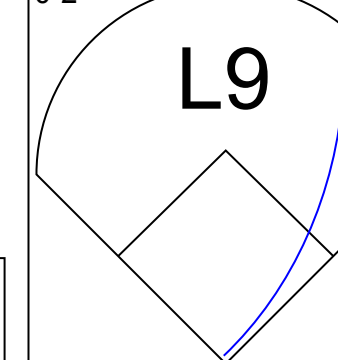
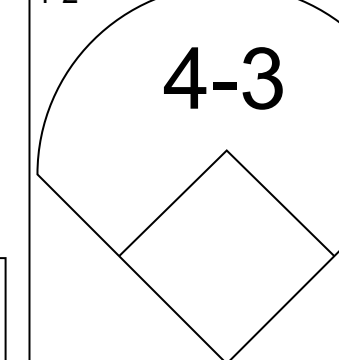
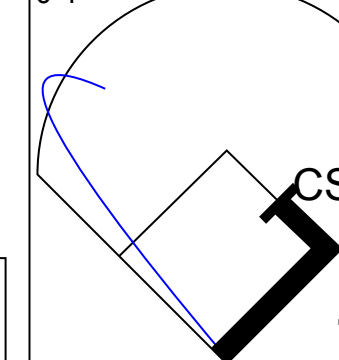
Los Angeles Dodgers @ Montreal Expos
Olympic Stadium, Montreal, QB
Mon Aug 29 1988, 7:05 PM EDT
Att: 16,002 - Dome - 70 F

livebaseballscorecards.com

AB 32
R 1
H 8
RBI 1
BB 1
SO 7
LOB 12

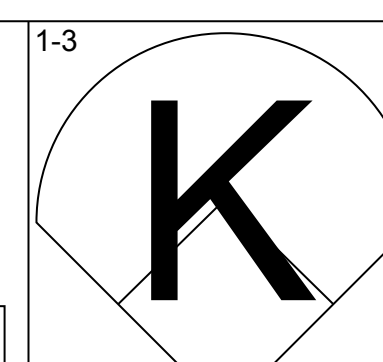
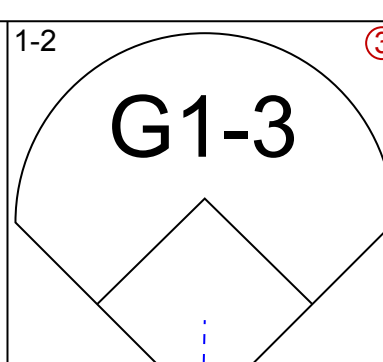
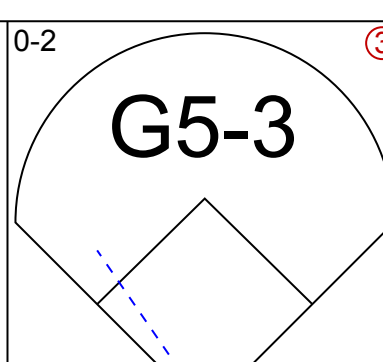
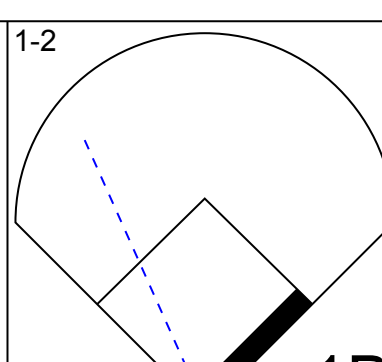
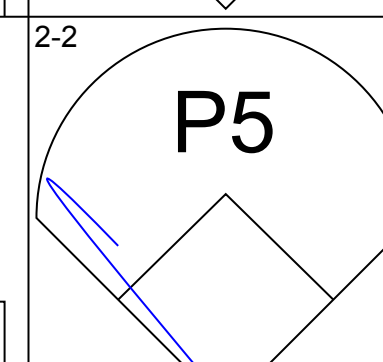
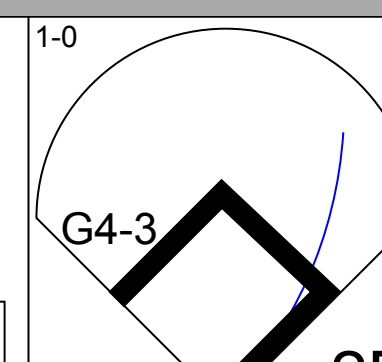
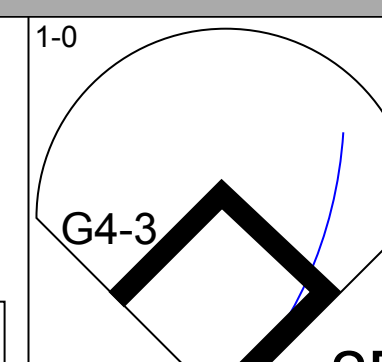
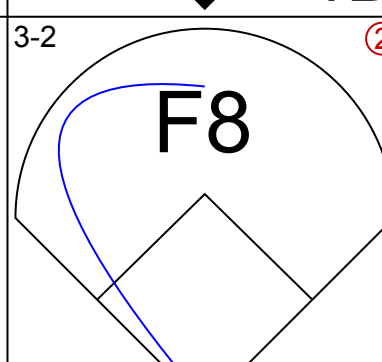
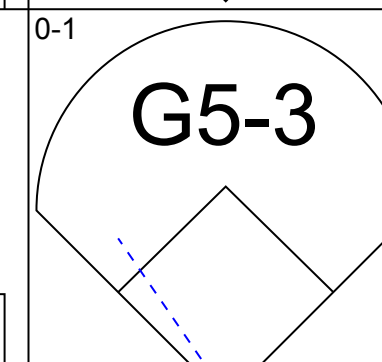
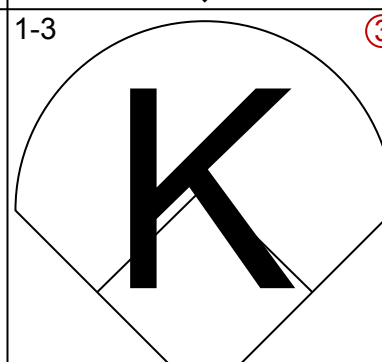
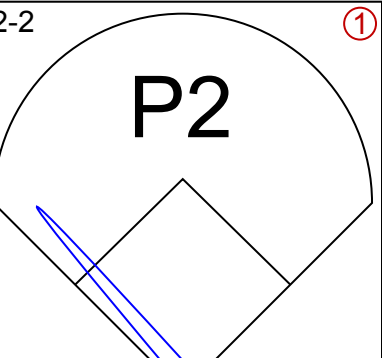
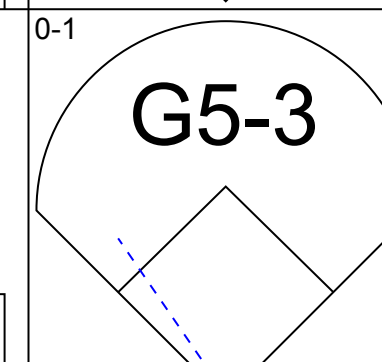
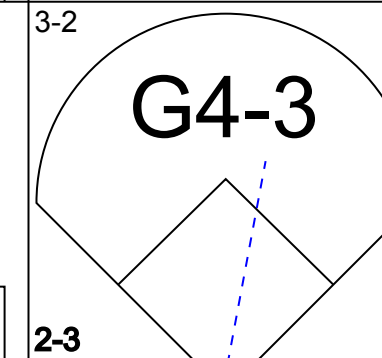
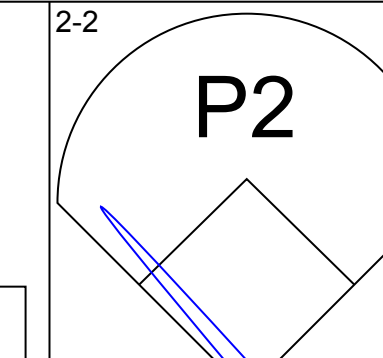
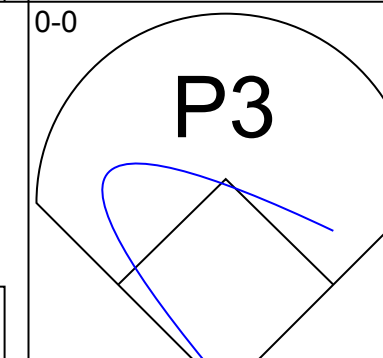
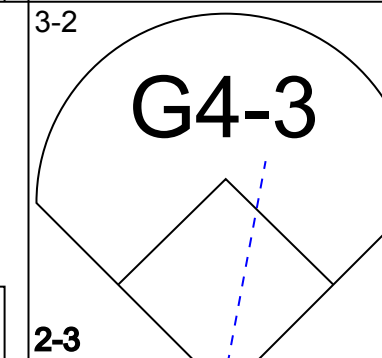
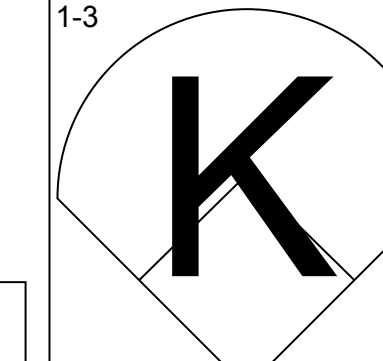
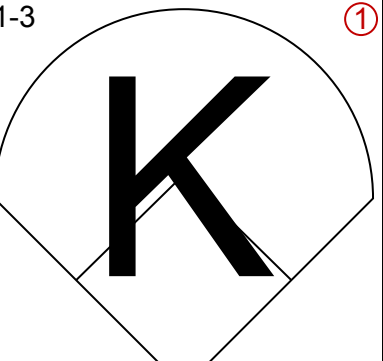
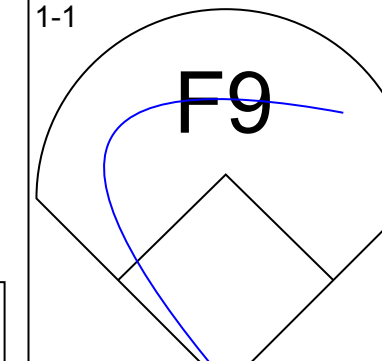
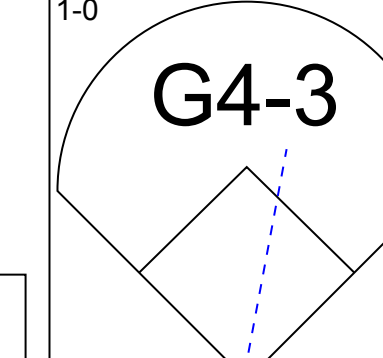
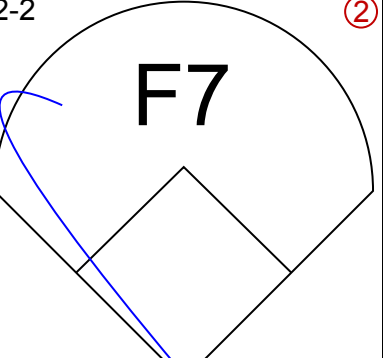
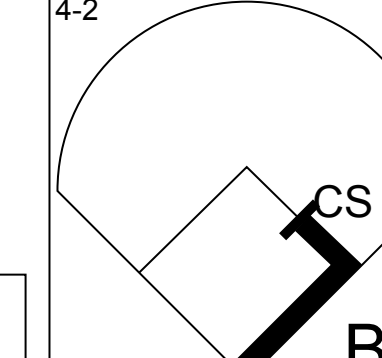

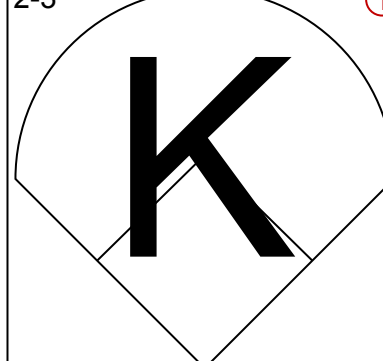
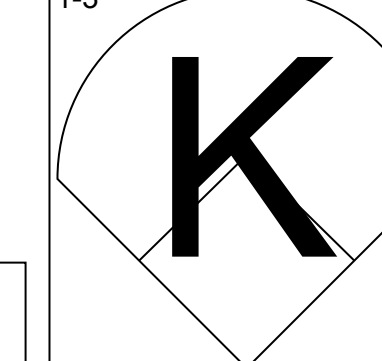
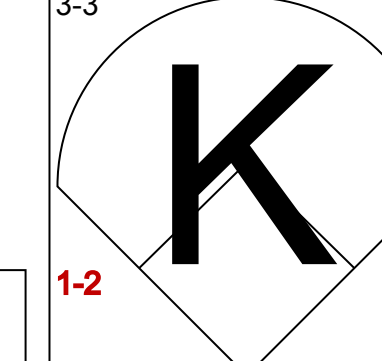
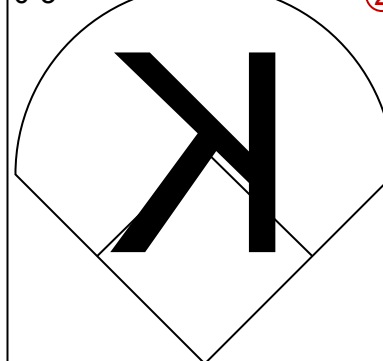
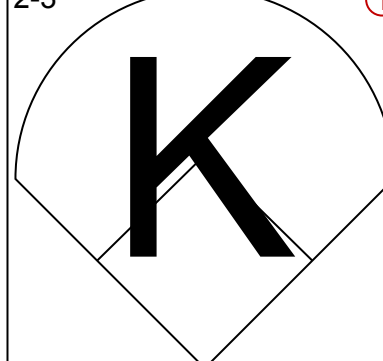
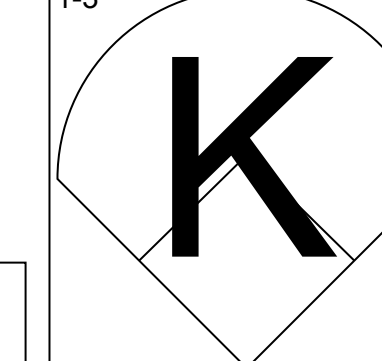
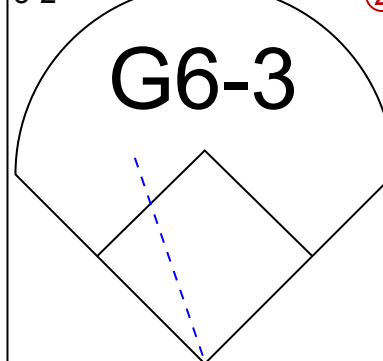
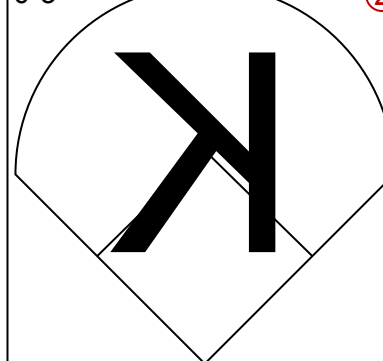

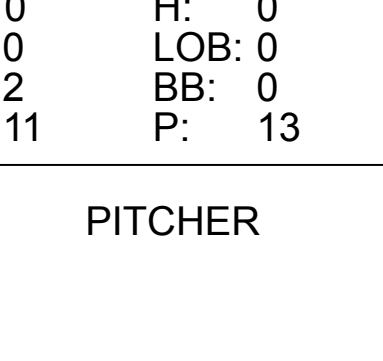
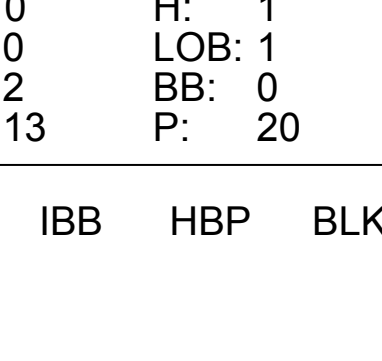


Batter	1	2	3	4	5	6	7	8	9	10	11	12	13	AB R H RBI BB SO LOB	TOP										
Brett Butler, L OBP: 0.362, SLG: 0.387 (1, 8)														6 1 1 0 0 1 3	San Francisco Giants @ Montreal Expos Olympic Stadium, Montreal, QB Sat Sep 03 1988, 7:05 PM EDT Att. 16,563 - Dome - 77 F livebaseballscorecards.com AB 47 R 4 H 7 RBI 3 BB 3 SO 13 LOB 27 										
Ernest Riles, L OBP: 0.325, SLG: 0.351 (1, 5)														4 1 0 0 0 1 3 2 0 0 0 0 1 1											
Will Clark, L OBP: 0.352, SLG: 0.508 (1, 3)														4 1 0 0 2 1 1											
Kevin Mitchell, R OBP: 0.325, SLG: 0.453 Kirt Manwaring, R OBP: 0.308, SLG: 0.344 (1, 7)														2 0 0 0 0 1 4 3 0 1 0 0 2 2											
Mike Aldrete, L OBP: 0.363, SLG: 0.355 Craig Lefferts, L Roger Samuels, L (1, 9)														5 0 0 0 0 0 4 1 0 0 0 0 1 1 0 0 0 0 0 0 0											
Chris Speier, R OBP: 0.327, SLG: 0.370 Francisco Melendez, L OBP: 0.300, SLG: 0.330 Robby Thompson, R OBP: 0.334, SLG: 0.392 (1, 4)														2 0 0 0 0 2 1 1 0 1 2 0 0 0 3 1 1 0 0 1 1											
Bob Melvin, R OBP: 0.277, SLG: 0.396 Joel Youngblood, R OBP: 0.322, SLG: 0.296 (1, 2)														2 0 0 0 0 1 0 3 0 0 0 0 0 2											
Jose Uribe, S OBP: 0.292, SLG: 0.308 Phil Garner, R (1, 5)														4 0 1 1 1 0 2 0 0 0 0 0 0 0											
Don Robinson, R OBP: 0.167, SLG: 0.200 Scott Garretts, R OBP: 0.091, SLG: 0.091 Candy Maldonado, R OBP: 0.317, SLG: 0.380 (1, 1)														3 0 2 0 0 0 0 1 0 0 0 0 1 1 1 0 0 0 0 0 1											
Inning Stats	R: 0 E: 0 K: 2 S: 12	H: 0 LOB: 1 BB: 0 P: 14	R: 0 E: 0 K: 1 S: 7	H: 0 LOB: 0 BB: 0 P: 11	R: 0 E: 0 K: 1 S: 6	H: 0 LOB: 0 BB: 0 P: 11	R: 3 E: 2 K: 1 S: 25	H: 2 LOB: 2 BB: 1 P: 36	R: 0 E: 0 K: 1 S: 10	H: 1 LOB: 2 BB: 1 P: 20	R: 0 E: 0 K: 1 S: 12	H: 0 LOB: 0 BB: 0 P: 9	R: 0 E: 0 K: 2 S: 10	H: 0 LOB: 0 BB: 0 P: 12		R: 1 E: 0 K: 0 S: 8	H: 2 LOB: 0 BB: 0 P: 12	R: 0 E: 0 K: 1 S: 13	H: 0 LOB: 0 BB: 0 P: 20	R: 0 E: 0 K: 1 S: 8	H: 1 LOB: 1 BB: 0 P: 10	1B: 6 2B: 1 3B: 0 HR: 0	SF: 0 SAC: 0 DP: 0 HBP: 1	WP: 1 PB: 1 SB: 1 CS: 0	PA: 53
PITCHER	IP WLS BF H R ER SO BB IBB HBP BLK WP HR S P ERA WHIP	7.0 31 4 3 0 7 1 1 1 0 1 0 79 121 0.00 0.714	1.1 5 0 0 0 2 1 0 0 0 0 0 13 20 0.00 0.750	2.2 9 2 1 1 2 0 0 0 0 0 0 24 32 3.38 0.750	2.0 W 7 1 0 0 2 0 0 0 0 0 21 30 0.00 0.500	PITCHER										IP WLS BF H R ER SO BB IBB HBP BLK WP HR S P ERA WHIP	6.0 31 4 3 0 7 1 1 1 0 1 0 79 121 0.00 0.714								

Batter	1	2	3	4	5	6	7	8	9	10	11	12	13	AB R H RBI BB SO LOB	BOTTOM												
Tim Raines, S OBP: 0.350, SLG: 0.431 (1, 7)														6 1 3 1 0 0 0	San Francisco Giants @ Montreal Expos Olympic Stadium, Montreal, QB Sat Sep 03 1988, 7:05 PM EDT Att. 16,563 - Dome - 77 F livebaseballscorecards.com AB 45 R 6 H 12 RBI 6 BB 5 SO 6 LOB 13 												
Tom Foley, L OBP: 0.310, SLG: 0.376 (1, 4)														6 0 1 0 0 2 3													
Andres Galarraga, R OBP: 0.337, SLG: 0.552 (1, 3)														5 0 1 1 1 1 1													
Hubie Brooks, R OBP: 0.315, SLG: 0.438 (1, 9)														5 0 0 0 1 0 2													
Tim Wallach, R OBP: 0.298, SLG: 0.392 (1, 5)														6 0 0 0 0 3 2													
Dave Martinez, L OBP: 0.346, SLG: 0.320 Joe Hesketh, R OBP: 0.170, SLG: 0.203 Mike Fitzgerald, R OBP: 0.155, SLG: 0.203 Jeff Parrett, R OBP: 0.292, SLG: 0.292 Andy McGaffigan, R OBP: 0.276, SLG: 0.328 Luis Rivera, R OBP: 0.276, SLG: 0.328 (1, 8)														3 0 1 0 1 0 2 0 0 0 0 0 0 0 0 1 0 0 0 0 0 0 0 0 0 0 0 0 0 1 0 0 0 0 0													
Nelson Santovenia, R OBP: 0.291, SLG: 0.407 (1, 2)														5 2 2 3 0 0 2													
Rex Hudler, R OBP: 0.330, SLG: 0.459 (1, 6)														3 1 1 1 1 0 0													
Pascual Perez, R OBP: 0.199, SLG: 0.024 Greg Nettles, L OBP: 0.155, SLG: 0.203 Jeff Parrett, R OBP: 0.292, SLG: 0.292 Ole Nixon, S OBP: 0.292, SLG: 0.292 Waltie Johnson, S OBP: 0.292, SLG: 0.292 Tracy Jones, S OBP: 0.292, SLG: 0.292 (1, 1)														2 0 1 0 0 0 0 1 0 0 0 0 0 1 0 0 0 0 0 0 0 0 0 0 0 0 0 0 1 0 0 0 0 0 0 1 0 0 0 0 0 0													
Inning Stats	R: 0 E: 0 K: 1 S: 9	H: 0 LOB: 0 BB: 0 P: 9	R: 0 E: 0 K: 0 S: 9	H: 1 LOB: 1 BB: 0 P: 14	R: 0 E: 0 K: 0 S: 8	H: 0 LOB: 0 BB: 0 P: 12	R: 0 E: 0 K: 1 S: 14	H: 1 LOB: 2 BB: 1 P: 24	R: 2 E: 1 K: 1 S: 13	H: 3 LOB: 2 BB: 1 P: 22	R: 0 E: 0 K: 0 S: 10	H: 0 LOB: 0 BB: 0 P: 14	R: 0 E: 0 K: 1 S: 12	H: 1 LOB: 1 BB: 0 P: 15		R: 0 E: 0 K: 0 S: 6	H: 0 LOB: 0 BB: 0 P: 12	R: 1 E: 0 K: 0 S: 13	H: 2 LOB: 1 BB: 0 P: 15	R: 0 E: 0 K: 0 S: 8	H: 1 LOB: 0 BB: 0 P: 12	R: 2 E: 0 K: 1 S: 12	H: 1 LOB: 0 BB: 1 P: 21	1B: 7 2B: 2 3B: 1 HR: 2	SF: 1 SAC: 1 DP: 0 HBP: 0	WP: 1 PB: 0 SB: 1 CS: 2	PA: 53
PITCHER	IP WLS BF H R ER SO BB IBB HBP BLK WP HR S P ERA WHIP	6.0 24 4 1 1 2 2 1 0 0 0 0 50 82 1.50 1.000	3.0 14 4 2 1 2 0 1 0 0 0 1 35 51 3.00 1.333	3.0 10 3 1 1 1 0 0 0 0 0 1 27 39 3.00 1.000	0.2 L 4 1 2 2 1 1 0 0 0 0 1 12 21 27.00 3.000	PITCHER										IP WLS BF H R ER SO BB IBB HBP BLK WP HR S P ERA WHIP	6.0 24 4 1 1 2 2 1 0 0 0 50 82 1.50 1.000										

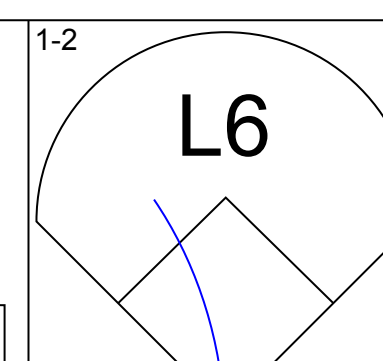
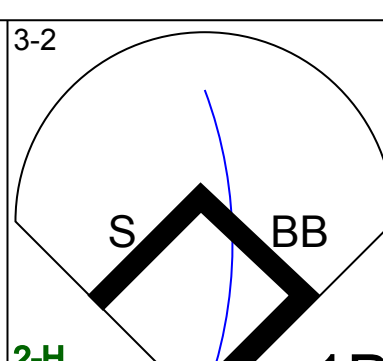
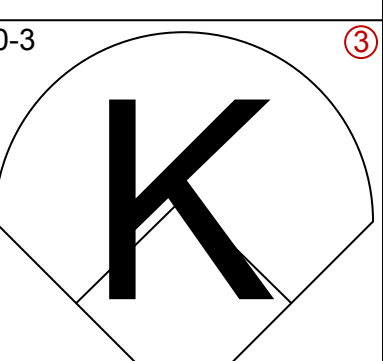
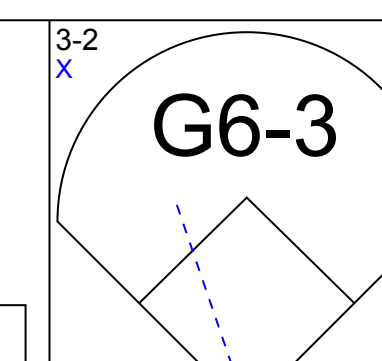
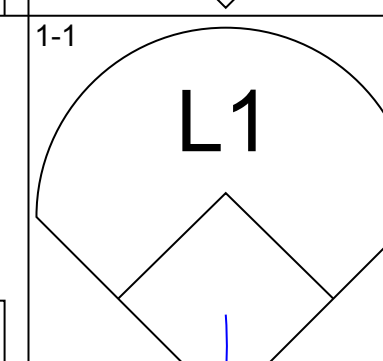
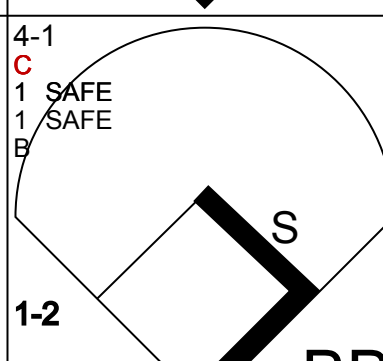
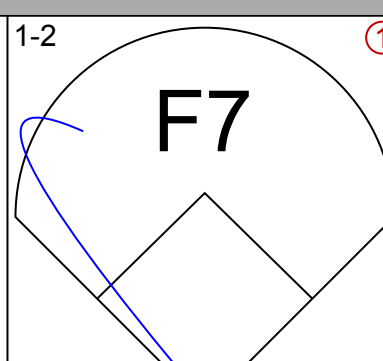
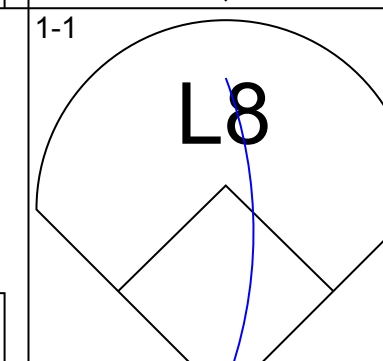
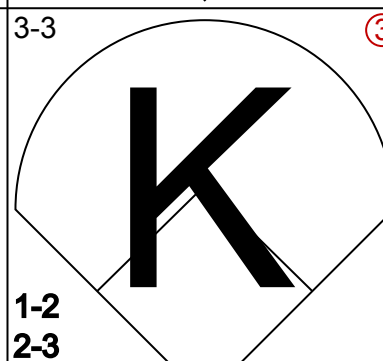
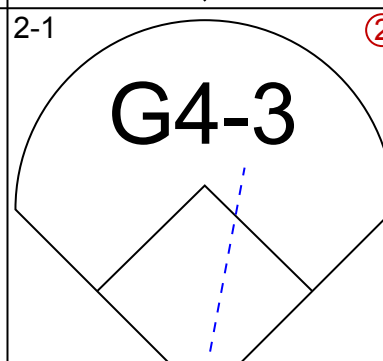
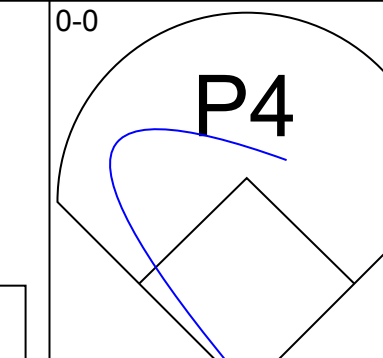
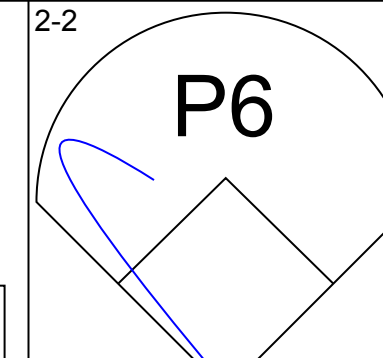
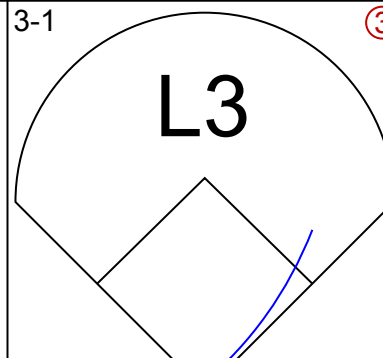
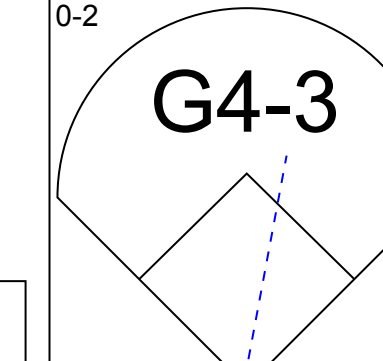
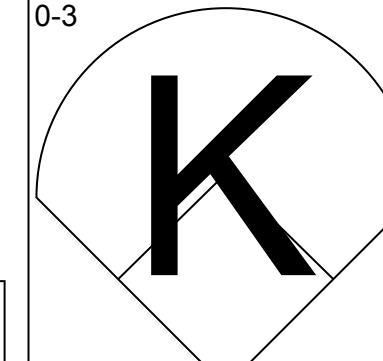
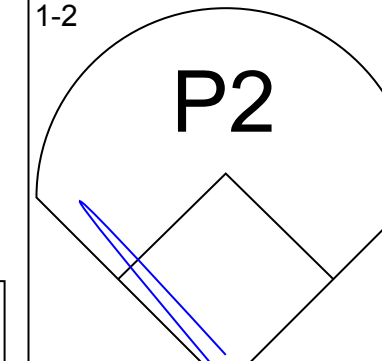
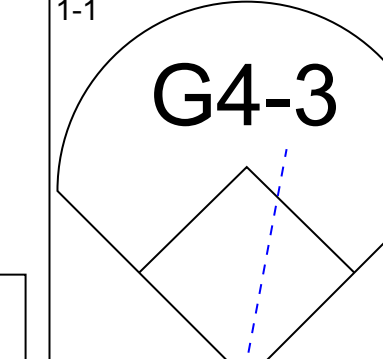
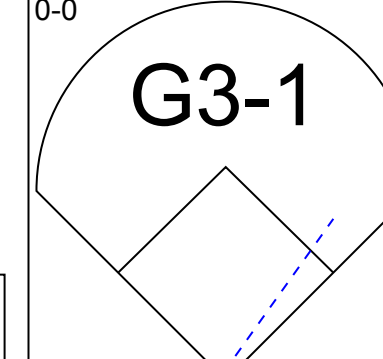
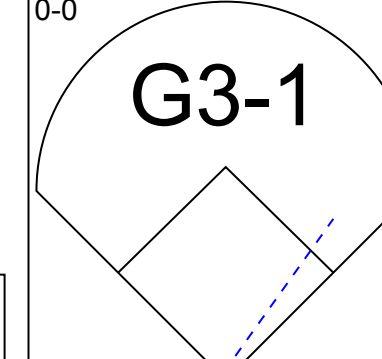
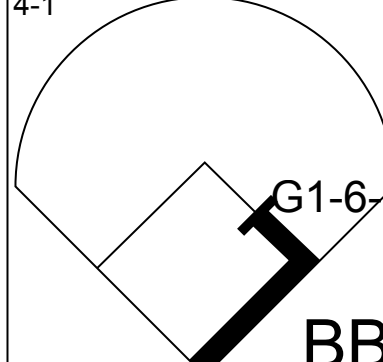
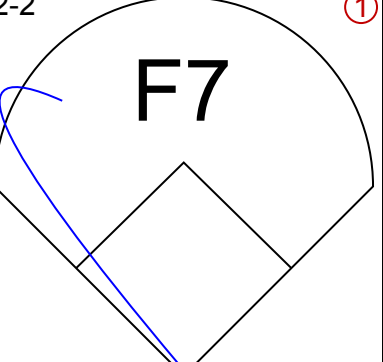
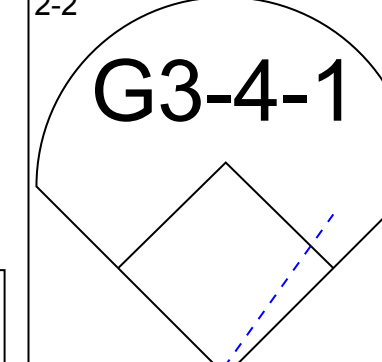
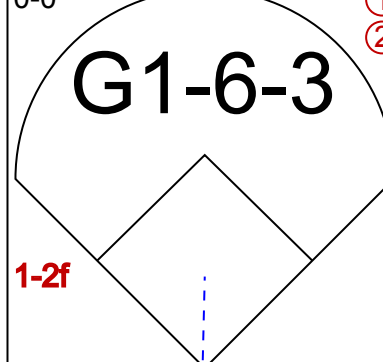
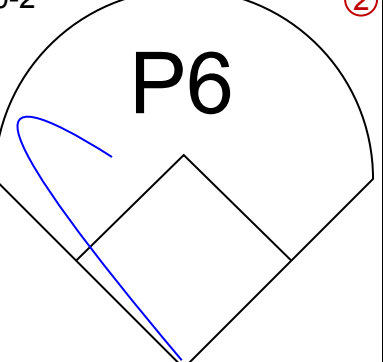
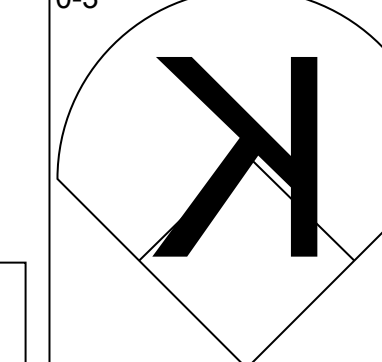
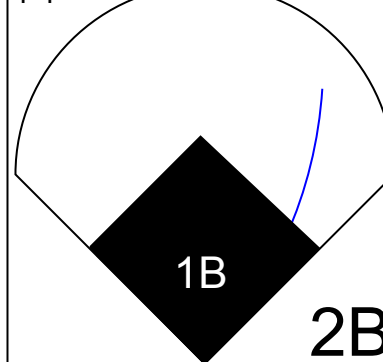
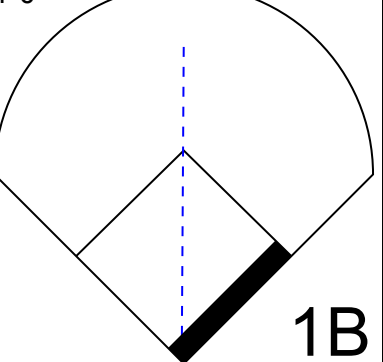
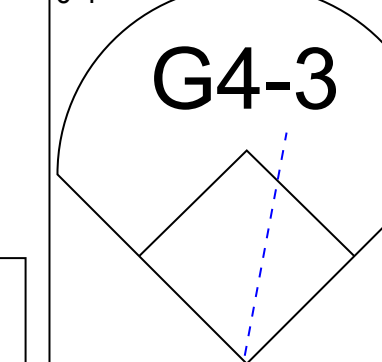
Batter	1	2	3	4	5	6	7	8	9	AB	R	H	RBI	BB	SO	LOB	TOP					
Donell Nixon, R (1, 8) OBP: 0.400, SLG: 0.391 Brett Butler, L (9, PH) OBP: 0.391, SLG: 0.387	F9		G5-4-3		FC5-4		P6		L9	4	1	0	0	0	0	3	San Francisco Giants @ Montreal Expos Olympic Stadium, Montreal, QB Sun Sep 04 1988, 3:33 AM EDT Att: 27,395 - Dome - 77 F livebaseballscorecards.com					
Robby Thompson, R (1, 4) OBP: 0.337, SLG: 0.393	L9				E5				4-3	4	0	2	1	1	0	0						
Francisco Melendez, L (1, 3) OBP: 0.287, SLG: 0.214			CS	4-3	G3		F7		4-3	4	0	0	1	1	0	2						
Kevin Mitchell, R (1, 7) OBP: 0.326, SLG: 0.452	F8			4-1	L3					3	0	1	0	1	0	2						
Candy Maldonado, R (1, 9) OBP: 0.319, SLG: 0.380		L6-4			5-3		F8			3	0	1	0	1	0	2						
Ernest Riles, L (1, 5) OBP: 0.291, SLG: 0.350				G3				F8		4	0	1	0	0	1	3						
Kirt Manwaring, R (1, 2) Mike Adrele, L (8, PH) OBP: 0.362, SLG: 0.354 Bob Melvin, R (8, 2) OBP: 0.277, SLG: 0.396		CI		6-3				P7		2	0	0	0	0	0	3						
Jose Uribe, S (1, 6) OBP: 0.296, SLG: 0.309		L6-4			FC5-4					3	1	2	0	1	0	2						
Rick Reuschel, R (1, 1) Will Clark, L (8, PH) OBP: 0.381, SLG: 0.507 Roger Samuels, L (8, 1)							P4		K	2	0	1	0	1	0	2						
										1	0	0	0	0	1	1						
										0	0	0	0	0	0	0						
Inning Stats	R: 0 E: 0 K: 0 S: 10	H: 0 LOB: 1 BB: 1 P: 18	R: 0 E: 1 K: 1 S: 8	H: 0 LOB: 1 BB: 1 P: 16	R: 0 E: 0 K: 0 S: 12	H: 1 LOB: 0 BB: 1 P: 17	R: 0 E: 0 K: 0 S: 11	H: 1 LOB: 2 BB: 1 P: 18	R: 2 E: 1 K: 0 S: 14	H: 2 LOB: 1 BB: 1 P: 23	R: 0 E: 0 K: 0 S: 11	H: 1 LOB: 2 BB: 1 P: 20	R: 0 E: 1 K: 0 S: 9	H: 2 LOB: 2 BB: 0 P: 15	R: 0 E: 0 K: 1 S: 10	H: 1 LOB: 1 BB: 0 P: 13	R: 0 E: 0 K: 0 S: 6	H: 0 LOB: 0 BB: 0 P: 8	1B: 8 2B: 1 3B: 0 HR: 0	SF: 0 SAC: 0 DP: 2 HBP: 0	WP: 0 PB: 0 SB: 1 CS: 1	PA: 40
PITCHER	IP WLS BF H R ER SO BB IBB HBP BLK WP HR S P ERA WHIP	IP WLS BF H R ER SO BB IBB HBP BLK WP HR S P ERA WHIP															IP WLS BF H R ER SO BB IBB HBP BLK WP HR S P ERA WHIP					
Brian Holman, R (1, 1) ERA: 3.13	7.0	W	32	7	2	1	1	5	1	0	0	0	0	0	0	75	127	1.29	1.714			
Tim Burke, R (8, 1) ERA: 3.25	2.0	S	7	1	0	0	1	0	0	0	0	0	0	0	0	16	21	0.00	0.500			

Batter	1	2	3	4	5	6	7	8	9	AB	R	H	RBI	BB	SO	LOB	BOTTOM					
Otis Nixon, S (1, 8) OBP: 0.298, SLG: 0.286	4-3			1B				6-3		4	1	1	0	0	1	0	San Francisco Giants @ Montreal Expos Olympic Stadium, Montreal, QB Sun Sep 04 1988, 3:33 AM EDT Att: 27,395 - Dome - 77 F livebaseballscorecards.com					
Tracy Jones, R (1, 7) OBP: 0.337, SLG: 0.319	1-3			F8						3	0	1	0	0	0	1						
Dave Martinez, L (1, 9) OBP: 0.301, SLG: 0.322	4-3			2B						4	1	2	0	0	1	1						
Andres Galarraga, R (1, 3) OBP: 0.357, SLG: 0.553		5-3		G3			G5-4-3			3	1	1	2	0	0	1						
Graig Nettles, L (1, 5) OBP: 0.256, SLG: 0.259 Tim Wallach, R (7, 5) OBP: 0.298, SLG: 0.392				G3						3	0	0	0	0	2	1						
Tom Foley, L (1, 4) OBP: 0.311, SLG: 0.379										3	0	1	1	0	0	0						
Mike Fitzgerald, R (1, 2) OBP: 0.349, SLG: 0.400 Tim Burke, R (8, 1) ERA: 3.25										3	0	2	0	0	1	0						
Rex Hudler, R (1, 6) OBP: 0.324, SLG: 0.451										3	0	0	0	0	1	3						
Brian Holman, R (1, 1) OBP: 0.136, SLG: 0.136 Nelson Santovenia, R (8, 2) OBP: 0.250, SLG: 0.465										2	0	0	0	0	1	0						
										1	0	0	0	0	0	0						
Inning Stats	R: 0 E: 0 K: 0 S: 4	H: 0 LOB: 0 BB: 0 P: 8	R: 0 E: 0 K: 1 S: 8	H: 0 LOB: 0 BB: 0 P: 8	R: 0 E: 0 K: 3 S: 10	H: 0 LOB: 0 BB: 0 P: 12	R: 3 E: 0 K: 0 S: 18	H: 5 LOB: 2 BB: 0 P: 27	R: 0 E: 0 K: 1 S: 10	H: 1 LOB: 1 BB: 0 P: 12	R: 0 E: 0 K: 1 S: 6	H: 1 LOB: 0 BB: 0 P: 10	R: 0 E: 0 K: 0 S: 3	H: 1 LOB: 0 BB: 0 P: 3	R: 0 E: 0 K: 1 S: 11	H: 0 LOB: 1 BB: 0 P: 19	R: 0 E: 0 K: 1 S: 6	H: 0 LOB: 1 BB: 0 P: 10	1B: 6 2B: 2 3B: 0 HR: 0	SF: 0 SAC: 0 DP: 2 HBP: 1	WP: 0 PB: 0 SB: 0 CS: 0	PA: 30
PITCHER	IP WLS BF H R ER SO BB IBB HBP BLK WP HR S P ERA WHIP	IP WLS BF H R ER SO BB IBB HBP BLK WP HR S P ERA WHIP															IP WLS BF H R ER SO BB IBB HBP BLK WP HR S P ERA WHIP					
Rick Reuschel, R (1, 1) ERA: 3.09	7.0	L	26	8	3	3	6	8	3	3	6	0	0	0	0	59	80	3.86	1.143			
Roger Samuels, L (8, 1) ERA: 5.4	1.0		4	0	0	0	1	0	0	1	0	0	0	11	19	0.00	0.000					

Batter	1	2	3	4	5	6	7	8	9	AB	R	H	RBI	BB	SO	LOB	TOP					
Tracy Jones, R OBP: 0.333, SLG: 0.315 (1, 7)										4	0	1	0	0	1	1	Montreal Expos @ St. Louis Cardinals Busch Stadium, St. Louis, MO Tue Sep 06 1988, 7:05 PM CDT Att: 18,902 - Unknown - 72 F					
Dave Martinez, L OBP: 0.300, SLG: 0.323 (1, 8)										4	0	1	0	0	1	1						
Andres Calarraga, R OBP: 0.354, SLG: 0.546 (1, 3)										4	0	0	0	0	2	2						
Hubie Brooks, R OBP: 0.313, SLG: 0.431 (1, 9)										3	0	0	0	0	0	1						
Tim Wallach, R OBP: 0.297, SLG: 0.393 (1, 5)										3	0	0	0	0	2	1						
Tom Foley, L OBP: 0.311, SLG: 0.376 (8, PR)										2	0	0	0	1	0	0						
Rex Hudler, R OBP: 0.319, SLG: 0.443 (8, 4)										0	0	0	0	0	0	0						
Nelson Santovenia, R OBP: 0.287, SLG: 0.397 (1, 2)										3	0	0	0	0	2	1						
Luis Rivera, R OBP: 0.279, SLG: 0.331 (1, 6)										3	0	1	0	0	2	1						
Dennis Martinez, R OBP: 0.211, SLG: 0.216 (1, 1)										2	0	0	0	0	1	1						
Wallace Johnson, S OBP: 0.372, SLG: 0.386 (9, PH)										1	0	0	0	0	1	0						
Inning Stats	R: 0 E: 0 K: 1 S: 8	H: 0 LOB: 0 BB: 0 P: 14	R: 0 E: 0 K: 1 S: 8	H: 0 LOB: 0 BB: 0 P: 12	R: 0 E: 0 K: 1 S: 13	H: 1 LOB: 1 BB: 0 P: 19	R: 0 E: 0 K: 2 S: 8	H: 0 LOB: 0 BB: 0 P: 12	R: 0 E: 0 K: 1 S: 11	H: 0 LOB: 0 BB: 0 P: 15	R: 0 E: 0 K: 2 S: 11	H: 0 LOB: 0 BB: 0 P: 13	R: 0 E: 0 K: 0 S: 8	H: 1 LOB: 1 BB: 0 P: 13	R: 0 E: 0 K: 2 S: 9	H: 0 LOB: 1 BB: 1 P: 17	R: 0 E: 0 K: 2 S: 13	H: 1 LOB: 1 BB: 0 P: 20	1B: 1 2B: 2 3B: 0 HR: 0	SF: 0 SAC: 0 DP: 0 HBP: 0	WP: 0 PB: 0 SB: 0 CS: 1	PA: 30
PITCHER Jose DeLeon, R ERA: 3.85 (1, 1)	IP: 9.0 WLS: W BF: 30 H: 3 R: 0 ER: 0 SO: 12 BB: 1 IBB: 0 HBP: 0 BLK: 0 WP: 0 HR: 0 S: 89 P: 135 ERA: 0.00 WHIP: 0.444															PITCHER						

AB	29
R	0
H	3
RBI	0
BB	1
SO	12
LOB	9



Batter	1	2	3	4	5	6	7	8	9	AB	R	H	RBI	BB	SO	LOB	BOTTOM			
Vince Coleman, S OBP: 0.309, SLG: 0.339 (1, 8)										4	0	1	1	0	1	1	Montreal Expos @ St. Louis Cardinals Busch Stadium, St. Louis, MO Tue Sep 06 1988, 7:05 PM CDT Att: 18,902 - Unknown - 72 F			
Ozzie Smith, S OBP: 0.341, SLG: 0.323 (1, 6)										2	0	0	0	1	0	0				
Pedro Guerrero, R OBP: 0.373, SLG: 0.420 (1, 3)										3	0	0	0	0	1	2				
Denny Walling, L OBP: 0.293, SLG: 0.323 (1, 7)										3	0	0	0	0	0	0				
Tom Brunansky, R OBP: 0.352, SLG: 0.431 (1, 9)										3	0	0	0	0	1	0				
Terry Pendleton, S OBP: 0.290, SLG: 0.361 (1, 5)										3	0	0	0	0	0	0				
José Oquendo, S OBP: 0.354, SLG: 0.368 (1, 4)										2	0	0	0	1	0	0				
Tony Peña, R OBP: 0.294, SLG: 0.351 (1, 2)										3	0	0	0	0	1	1				
Jose DeLeon, R OBP: 0.175, SLG: 0.177 (1, 1)										3	1	2	0	0	0	0				
Inning Stats	R: 0 E: 0 K: 0 S: 7	H: 0 LOB: 0 BB: 0 P: 10	R: 0 E: 0 K: 0 S: 6	H: 0 LOB: 0 BB: 0 P: 7	R: 1 E: 0 K: 1 S: 14	H: 2 LOB: 2 BB: 2 P: 27	R: 0 E: 0 K: 1 S: 8	H: 0 LOB: 0 BB: 0 P: 10	R: 0 E: 0 K: 0 S: 11	H: 1 LOB: 1 BB: 0 P: 14	R: 0 E: 0 K: 0 S: 7	H: 0 LOB: 0 BB: 0 P: 13	R: 0 E: 0 K: 0 S: 8	H: 0 LOB: 0 BB: 0 P: 11	R: 0 E: 0 K: 1 S: 12	H: 0 LOB: 0 BB: 0 P: 15	1B: 2 2B: 1 3B: 0 HR: 0	SF: 0 SAC: 0 DP: 1 HBP: 0	WP: 0 PB: 0 SB: 2 CS: 0	PA: 28
PITCHER Dennis Martinez, R ERA: 2.38 (1, 1)	IP: 8.0 WLS: L BF: 28 H: 3 R: 1 ER: 1 SO: 4 BB: 2 IBB: 0 HBP: 0 BLK: 0 WP: 0 HR: 0 S: 73 P: 107 ERA: 1.12 WHIP: 0.625															PITCHER				

AB	26
R	1
H	3
RBI	1
BB	2
SO	4
LOB	4



Batter	1	2	3	4	5	6	7	8	9	AB	R	H	RBI	BB	SO	LOB	TOP					
Tracy Jones, R OBP: 0.332, SLG: 0.314	4-3		K		F8		E7			4	0	1	1	0	1	2	Montreal Expos @ Pittsburgh Pirates Three Rivers Stadium, Pittsburgh, PA Wed Sep 07 1988, 7:05 PM EDT Att: 16,494 - Unknown - 70 F					
Dave Martinez, L OBP: 0.297, SLG: 0.319 Andy McGaffigan, R (7, 1)	F7			F8	K		F8			4	0	0	0	0	1	3						
Andres Calarraga, R OBP: 0.351, SLG: 0.542	L8			4-3		4-3		6-3		4	0	0	0	0	0	0						
Hubie Brooks, R OBP: 0.313, SLG: 0.429				K		P4		6-3		4	0	1	0	0	1	0						
Tom Foley, L OBP: 0.310, SLG: 0.374						4-3		F7		4	1	1	0	0	0	1						
Tom O'Malley, L OBP: 0.600, SLG: 0.500										4	1	2	0	0	1	0						
Mike Fitzgerald, R OBP: 0.346, SLG: 0.395										4	0	1	1	0	0	2						
Luis Rivera, R OBP: 0.276, SLG: 0.330 Craig Nettles, L OBP: 0.285, SLG: 0.299 Rich Sauveur, L (5, 1) Otis Nixon, S OBP: 0.307, SLG: 0.286 Tim Wallace, R OBP: 0.297, SLG: 0.392				K		SF9				1	0	0	0	0	1	0						
Bryn Smith, R OBP: 0.163, SLG: 0.149 Jeff Huson, L OBP: 0.667, SLG: 0.667				K						1	0	0	0	0	1	0						
										2	1	2	1	0	0	0						
Inning Stats	R: 0 E: 0 K: 0 S: 3	H: 0 LOB: 0 BB: 0 P: 7	R: 0 E: 0 K: 0 S: 8	H: 2 LOB: 1 BB: 0 P: 12	R: 0 E: 0 K: 3 S: 9	H: 0 LOB: 0 BB: 0 P: 12	R: 0 E: 0 K: 1 S: 6	H: 0 LOB: 0 BB: 0 P: 8	R: 2 E: 0 K: 0 S: 17	H: 4 LOB: 2 BB: 0 P: 27	R: 0 E: 0 K: 0 S: 6	H: 0 LOB: 0 BB: 0 P: 8	R: 2 E: 2 K: 0 S: 11	H: 2 LOB: 1 BB: 1 P: 23	R: 0 E: 0 K: 0 S: 5	H: 0 LOB: 0 BB: 0 P: 6	R: 0 E: 0 K: 2 S: 10	H: 0 LOB: 0 BB: 0 P: 16	1B: 8 2B: 0 3B: 0 HR: 0	SF: 1 SAC: 0 DP: 1 HBP: 0	WP: 0 PB: 0 CS: 1	PA: 35
PITCHER	IP	WLS	BF	H	R	ER	SO	BB	IBB	HBP	BLK	WP	HR	S	P	ERA	WHIP					
Doug Drabek, R ERA: 3.17	(1, 1)	6.2	W	27	7	4	4	5	1	0	0	0	0	57	90	5.40	1.200					
Jeff Robinson, R ERA: 3.18	(7, 1)	1.1		5	1	0	0	0	0	0	0	0	0	8	13	0.00	0.750					
Jim Gott, R ERA: 3.26	(9, 1)	1.0	S	3	0	0	0	2	0	0	0	0	0	10	16	0.00	0.000					

AB	33
R	4
H	8
RBI	4
BB	1
SO	7
LOB	8



Batter	1	2	3	4	5	6	7	8	9	AB	R	H	RBI	BB	SO	LOB	BOTTOM				
Barry Bonds, L OBP: 0.365, SLG: 0.502	E4	F7					G3			4	1	1	1	0	0	1	Montreal Expos @ Pittsburgh Pirates Three Rivers Stadium, Pittsburgh, PA Wed Sep 07 1988, 7:05 PM EDT Att: 16,494 - Unknown - 70 F				
Ken Oberkfell, L OBP: 0.328, SLG: 0.369 Rafael Belliard, R OBP: 0.286, SLG: 0.244		G3		4-3			K			4	0	1	0	0	1	2					
R.J. Reynolds, S OBP: 0.286, SLG: 0.373										4	1	2	1	0	1	1					
Bobby Bonilla, S OBP: 0.362, SLG: 0.467				L8			6-3			3	0	0	1	0	0	2					
Glenn Wilson, R OBP: 0.283, SLG: 0.318				F9						4	0	2	0	0	0	1					
Sid Bream, L OBP: 0.332, SLG: 0.413				4-3	5-3		4-3			4	0	0	0	0	0	3					
Michael LaValliere, L OBP: 0.362, SLG: 0.340										3	1	1	0	1	1	0					
Felix Fermin, R OBP: 0.365, SLG: 0.333 Benny Distefano, L (8, PH) Jim Gott, R (9, 1)										2	2	1	0	0	0	0					
Doug Drabek, R OBP: 0.211, SLG: 0.279 Jeff Robinson, R OBP: 0.133, SLG: 0.071 Jose Lind, R OBP: 0.292, SLG: 0.308										3	0	1	1	0	1	1					
										0	0	0	0	0	0	0					
										0	0	0	0	0	0	0					
Inning Stats	R: 2 E: 1 K: 0 S: 10	H: 1 LOB: 0 BB: 0 P: 16	R: 2 E: 0 K: 0 S: 12	H: 2 LOB: 1 BB: 0 P: 20	R: 0 E: 0 K: 0 S: 7	H: 1 LOB: 1 BB: 0 P: 8	R: 1 E: 0 K: 1 S: 12	H: 2 LOB: 1 BB: 0 P: 16	R: 0 E: 0 K: 1 S: 8	H: 1 LOB: 1 BB: 0 P: 10	R: 0 E: 0 K: 1 S: 7	H: 0 LOB: 0 BB: 0 P: 9	R: 0 E: 0 K: 1 S: 13	H: 1 LOB: 1 BB: 0 P: 17	R: 0 E: 0 K: 0 S: 7	H: 1 LOB: 1 BB: 1 P: 14	1B: 8 2B: 0 3B: 1 HR: 0	SF: 1 SAC: 0 DP: 1 HBP: 1	WP: 0 PB: 0 CS: 0	PA: 35	
PITCHER	IP	WLS	BF	H	R	ER	SO	BB	IBB	HBP	BLK	WP	HR	S	P	ERA	WHIP				
Bryn Smith, R ERA: 3.1	(1, 1)	4.0	L	20	6	5	3	1	0	0	1	0	0	41	60	6.75	1.500				
Rich Sauveur, L ERA	(5, 1)	2.0		7	1	0	0	2	0	0	0	0	0	15	19	0.00	0.500				
Andy McGaffigan, R ERA: 3.0	(7, 1)	2.0		8	2	0	0	1	0	1	0	0	0	20	31	0.00	1.000				



Batter	1	2	3	4	5	6	7	8	9	AB	R	H	RBI	BB	SO	LOB	TOP																	
Otis Nixon, S <small>OBP: 0.299, SLG: 0.284</small> (1, 7)	0-0 4-3	0-1 6-3			0-1 F8		2-0 1B	0-3 K		5	0	1	0	0	1	0																		
Tracy Jones, R <small>OBP: 0.335, SLG: 0.318</small> (1, 9)	3-2 1B		1-2 F9	4-3 1B	3-1 4-3		1-0 5-3			4	2	2	0	0	0	2																		
Dave Martinez, L <small>OBP: 0.299, SLG: 0.319</small> (1, 8)	2-1 1B		1-0 4-3	4-0 PO	4-0 PO			1-3 K		3	1	1	0	1	1	1																		
Andres Galarraga, R <small>OBP: 0.352, SLG: 0.541</small> (1, 3)	1-0 F8		0-1 F9	1-2 PO	4-0 G3-6-3			1-1 2B		3	1	1	0	1	0	3																		
Tim Wallach, R <small>OBP: 0.300, SLG: 0.397</small> (1, 5)	0-2 E		2-2 F9	0-1 F9	0-1 F9			3-2 1B		4	1	3	3	0	0	1																		
Tom Foley, L <small>OBP: 0.313, SLG: 0.377</small> Joe Hesketh, R <small>OBP: 0.317, SLG: 0.441</small> (8, 1)	2-1 E7		2-1 F9	3-0 G3-6-3	3-0 G3-6-3			4-0 IBB		3	0	1	2	1	0	2																		
Nelson Santovenia, R <small>OBP: 0.283, SLG: 0.391</small> (1, 2)	1-3 K		3-2 F8		1-1 F9			1-0 G6-4-3		4	0	0	0	0	1	3																		
Luis Rivera, R <small>OBP: 0.278, SLG: 0.329</small> (1, 6)		1-1 4-3		0-1 5-3				0-0 L5		4	0	1	0	0	0	0																		
Pascual Perez, R <small>OBP: 0.102, SLG: 0.022</small> Rex Hudler, R <small>OBP: 0.317, SLG: 0.441</small> (8, 4)		0-0 1-3		0-0 F5				1-3 K		3	0	0	0	0	0	1																		
Inning Stats	R: 3 E: 1 K: 1 S: 18	H: 4 LOB: 1 BB: 0 P: 27	R: 0 E: 0 K: 0 S: 5	H: 0 LOB: 0 BB: 0 P: 6	R: 1 E: 0 K: 0 S: 13	H: 2 LOB: 1 BB: 0 P: 17	R: 0 E: 0 K: 0 S: 8	H: 0 LOB: 0 BB: 0 P: 11	R: 0 E: 0 K: 0 S: 6	H: 0 LOB: 0 BB: 1 P: 14	R: 0 E: 0 K: 0 S: 6	H: 2 LOB: 2 BB: 0 P: 11	R: 1 E: 0 K: 1 S: 10	H: 2 LOB: 1 BB: 1 P: 20	R: 0 E: 0 K: 2 S: 8	H: 0 LOB: 0 BB: 0 P: 9	1B: 8 2B: 2 3B: 0 HR: 0	SF: 0 SAC: 0 DP: 2 HBP: 0	WP: 0 PB: 0 CS: 1	PA: 38														
PITCHER	IP WLS BF H R ER SO BB IBB HBP BLK WP HR S P ERA WHIP																																	
Bob Walk, R <small>ERA: 2.81</small> (1, 1)	7.0	29	8	4	4	1	2	0	0	0	0	0	0	59	96	5.14	1.429																	
Jeff Robinson, R <small>ERA: 3.2</small> (8, 1)	2.0	L 8	2	1	1	3	0	1	0	0	0	0	0	18	29	4.50	1.000																	

Montreal Expos @ Pittsburgh Pirates
 Three Rivers Stadium, Pittsburgh, PA
 Thu Sep 08 1988, 7:05 PM EDT
 Att: 11,289 - Unknown - 70 F

AB 34
R 5
H 10
RBI 5
BB 3
SO 4
LOB 13



Batter	1	2	3	4	5	6	7	8	9	AB	R	H	RBI	BB	SO	LOB	BOTTOM																	
Barry Bonds, L <small>OBP: 0.366, SLG: 0.507</small> (1, 7)	0-0 HR		0-0 2-3		3-1 F9			4-1 G5-4-3		3	1	1	1	1	0	0																		
Ken Oberkfell, L <small>OBP: 0.330, SLG: 0.371</small> Jose Lind, R <small>OBP: 0.292, SLG: 0.308</small> (8, 4)	0-1 HR		3-2 G3		1-2 FC3-6			2-2 G5-4-3		3	1	2	0	0	0	0																		
Andy Van Slyke, L <small>OBP: 0.345, SLG: 0.522</small> (1, 8)	0-0 HR		0-0 1B		1-2 FC3-6			0-3 K		4	1	2	2	0	1	1																		
Bobby Bonilla, S <small>OBP: 0.360, SLG: 0.463</small> (1, 5)	0-2 F7		1-2 G3		3-3 K			0-2 1-3		4	0	0	0	0	1	2																		
Sid Bream, L <small>OBP: 0.329, SLG: 0.409</small> (1, 3)	0-1 3-1			2-3 K			1-0 4-3		1-0 F4		4	0	0	0	0	1	1																	
Gary Redus, R <small>OBP: 0.336, SLG: 0.394</small> (1, 9)	2-1 6-3			2-2 F2			1-0 HR		3-3 K		4	1	1	1	0	1	0																	
Michael LaValliere, L <small>OBP: 0.359, SLG: 0.537</small> (1, 2)		2-2 F8		0-1 F7			0-3 K			3	0	0	0	0	1	0																		
Al Pedrique, R <small>OBP: 0.239, SLG: 0.224</small> John Candelosi, S <small>OBP: 0.330, SLG: 0.239</small> Rafael Belliard, R <small>OBP: 0.286, SLG: 0.244</small> (8, 6)		3-2 1-3		0-1 6-3			3-2 4-3			2	0	0	0	0	0	0																		
Bob Walk, R <small>OBP: 0.138, SLG: 0.113</small> Benny Distefano, L <small>OBP: 0.133, SLG: 0.071</small> (7, 1)		1-3 K		1-3 K			0-1 6-3			2	0	0	0	0	2	0																		
Inning Stats	R: 3 E: 0 K: 0 S: 11	H: 3 LOB: 0 BB: 0 P: 13	R: 0 E: 0 K: 1 S: 10	H: 0 LOB: 0 BB: 0 P: 16	R: 0 E: 0 K: 1 S: 9	H: 1 LOB: 1 BB: 0 P: 12	R: 0 E: 0 K: 1 S: 11	H: 0 LOB: 0 BB: 0 P: 15	R: 0 E: 0 K: 1 S: 8	H: 1 LOB: 1 BB: 0 P: 22	R: 1 E: 0 K: 1 S: 9	H: 1 LOB: 0 BB: 0 P: 13	R: 0 E: 0 K: 1 S: 7	H: 0 LOB: 0 BB: 1 P: 13	R: 0 E: 0 K: 1 S: 7	H: 0 LOB: 0 BB: 0 P: 11	1B: 3 2B: 0 3B: 0 HR: 3	SF: 0 SAC: 0 DP: 1 HBP: 0	WP: 0 PB: 0 CS: 0	PA: 33														
PITCHER	IP WLS BF H R ER SO BB IBB HBP BLK WP HR S P ERA WHIP																																	
Pascual Perez, R <small>ERA: 2.46</small> (1, 1)	7.0	W 27	6	4	4	5	0	0	0	0	0	0	0	74	103	5.14	0.857																	
Joe Hesketh, L <small>ERA: 3.0</small> (8, 1)	2.0	S 6	0	0	0	2	1	0	0	0	0	0	0	14	24	0.00	0.500																	

Montreal Expos @ Pittsburgh Pirates
 Three Rivers Stadium, Pittsburgh, PA
 Thu Sep 08 1988, 7:05 PM EDT
 Att: 11,289 - Unknown - 70 F

AB 32
R 4
H 6
RBI 4
BB 1
SO 7
LOB 5



Batter	1	2	3	4	5	6	7	8	9	AB	R	H	RBI	BB	SO	LOB	TOP					
Lenny Dykstra, L OBP: 0.320, SLG: 0.384 (1, 8)	F5		4-3	4-3		K		F8		5	0	0	0	0	1	3						
Gregg Jefferies, S OBP: 0.456, SLG: 0.956 (1, 4)	K		F		8-2	HR		F8		5	1	3	2	0	1	0						
Keith Hernandez, L OBP: 0.342, SLG: 0.416 (1, 3)	L4		L4		F5	F7		6-3		5	0	0	0	0	0	2						
Darryl Strawberry, L OBP: 0.361, SLG: 0.536 (1, 9)		6-3	F8		8-2			F8		5	1	1	0	0	0	2						
Howard Johnson, S OBP: 0.354, SLG: 0.444 (8, 5)		BB	1B		HR			F8		5	1	2	1	0	0	1						
Mookie Wilson, S OBP: 0.345, SLG: 0.424 (1, 7)		1B			G3					5	1	3	2	0	0	0						
Gary Carter, R OBP: 0.305, SLG: 0.363 (1, 2)					SH1-4	1B				3	1	2	0	1	0	2						
Dave Magadan, L OBP: 0.389, SLG: 0.335 (1, 5)										3	1	2	1	1	1	2						
Kevin Elster, R OBP: 0.270, SLG: 0.318 (8, 6)										0	0	0	0	0	0	0						
Sid Fernandez, L OBP: 0.306, SLG: 0.306 (5, 1)										1	0	0	0	0	0	1						
Terry Letcher, R OBP: 0.143, SLG: 0.214 (6, PH)										0	0	0	0	0	0	0						
Mackey Sasser, R OBP: 0.289, SLG: 0.358 (6, PH)										1	1	1	1	0	0	0						
Tim Lincecum, R OBP: 0.307, SLG: 0.528 (8, 1)										1	0	0	0	0	0	2						
John Mitchell, R OBP: 0.270, SLG: 0.376 (7, 1)										0	0	0	0	0	0	0						
Roger McDowell, R OBP: 0.370, SLG: 0.706 (7, 1)										0	0	0	0	0	0	0						
Inning Stats	R: 0 E: 0 K: 1 S: 6	H: 0 LOB: 0 BB: 0 P: 11	R: 0 E: 0 K: 1 S: 18	H: 2 LOB: 3 BB: 1 P: 30	R: 0 E: 1 K: 0 S: 7	H: 1 LOB: 1 BB: 0 P: 11	R: 1 E: 0 K: 0 S: 14	H: 3 LOB: 2 BB: 0 P: 20	R: 0 E: 0 K: 0 S: 5	H: 1 LOB: 0 BB: 0 P: 7	R: 5 E: 0 K: 1 S: 21	H: 5 LOB: 0 BB: 0 P: 27	R: 1 E: 0 K: 1 S: 13	H: 2 LOB: 2 BB: 1 P: 23	R: 0 E: 0 K: 0 S: 5	H: 0 LOB: 0 BB: 0 P: 8	R: 0 E: 0 K: 0 S: 7	H: 0 LOB: 0 BB: 0 P: 10	1B: 6 2B: 5 3B: 1 HR: 3	SF: 0 SAC: 1 DP: 1 HBP: 0	WP: 0 PB: 0 SB: 0 CS: 0	PA: 42
PITCHER	IP WLS BF H R ER SO BB IBB HBP BLK WP HR S P ERA WHIP																					
Brian Holman, R ERA: 3.38 (1, 1)	5.1 L 26 10 4 2 2 1 0 0 0 0 0 1 12 15 6.75 2.062																					
Rich Sauvour, L ERA: 8.75 (6, 1)	0.2 4 2 2 2 1 0 0 0 0 0 0 1 12 15 27.00 3.000																					
Andy McGaffigan, R ERA: 3.08 (7, 1)	1.0 6 2 1 1 1 1 0 0 0 0 0 0 13 23 9.00 3.000																					
Mike Smith, R ERA: (8, 1)	1.0 3 0 0 0 0 0 0 0 0 0 0 0 5 8 0.00 0.000																					
Jeff Parrett, R ERA: 2.31 (9, 1)	1.0 3 0 0 0 0 0 0 0 0 0 0 0 7 10 0.00 0.000																					

New York Mets @ Montreal Expos
Olympic Stadium, Montreal, QB
Fri Sep 09 1988, 7:05 PM EDT
Att: 22,496 - Dome - 70 F

AB	39
R	7
H	14
RBI	7
BB	2
SO	4
LOB	17



Batter	1	2	3	4	5	6	7	8	9	AB	R	H	RBI	BB	SO	LOB	BOTTOM					
Rex Hudler, R OBP: 0.313, SLG: 0.433 (1, 4)	5-3		F4	F8		G3-6-3		F8		3	0	0	0	0	0	1						
Tom Foley, L OBP: 0.311, SLG: 0.375 (6, PH) (7, 4)										2	0	0	0	0	0	3						
Tracy Jones, R OBP: 0.247, SLG: 0.333 (1, 7)	WP		1B		S	1B		F8		4	2	3	0	1	1	2						
Andres Galarraga, R OBP: 0.353, SLG: 0.540 (1, 3)	SF8				K					3	0	1	1	1	2	1						
Hubie Brooks, R OBP: 0.315, SLG: 0.431 (1, 9)										5	0	3	1	0	1	4						
Tim Wallach, R OBP: 0.299, SLG: 0.395 (1, 5)										5	0	1	0	0	0	6						
Nelson Santovenia, R OBP: 0.285, SLG: 0.400 (1, 2)										4	1	1	1	1	0	5						
Otis Nixon, S OBP: 0.298, SLG: 0.279 (1, 8)										3	0	0	0	1	2	2						
Luis Rivera, R OBP: 0.278, SLG: 0.328 (1, 6)										4	0	1	0	0	3	1						
Brian Holman, R OBP: 0.187, SLG: 0.130 (5, 1)										1	0	0	0	1	1	0						
Rich Sauvour, L ERA: 2.69 (6, PH)										0	0	0	0	0	0	0						
Tom O'Malley, L ERA: 2.69 (7, 1)										0	0	0	0	0	0	0						
Andy McGaffigan, R ERA: (8, 1)										0	0	0	0	0	0	0						
Mike Smith, R ERA: (8, PH)										1	0	1	0	0	0	0						
Wallace Johnson, S OBP: 0.306, SLG: 0.336 (9, 1)										0	0	0	0	0	0	0						
Jeff Parrett, R ERA: 2.61 (9, 1)										0	0	0	0	0	0	0						
Inning Stats	R: 1 E: 0 K: 0 S: 15	H: 3 LOB: 2 BB: 0 P: 21	R: 0 E: 0 K: 3 S: 13	H: 0 LOB: 0 BB: 0 P: 18	R: 0 E: 0 K: 0 S: 14	H: 1 LOB: 2 BB: 1 P: 24	R: 1 E: 0 K: 1 S: 9	H: 1 LOB: 1 BB: 2 P: 24	R: 1 E: 0 K: 1 S: 13	H: 2 LOB: 2 BB: 1 P: 24	R: 0 E: 0 K: 1 S: 6	H: 1 LOB: 0 BB: 0 P: 10	R: 0 E: 0 K: 1 S: 9	H: 1 LOB: 2 BB: 1 P: 17	R: 0 E: 0 K: 2 S: 14	H: 2 LOB: 2 BB: 0 P: 20	R: 0 E: 0 K: 1 S: 9	H: 1 LOB: 1 BB: 0 P: 12	1B: 10 2B: 1 3B: 0 HR: 1	SF: 1 SAC: 0 DP: 1 HBP: 0	WP: 2 PB: 0 SB: 0 CS: 1	PA: 42
PITCHER	IP WLS BF H R ER SO BB IBB HBP BLK WP HR S P ERA WHIP																					
Sid Fernandez, L ERA: 3.17 (1, 1)	4.1 W 3 0 0 0 0 1 0 0 0 0 0 5 12 0.00 1.500																					
Terry Letcher, R ERA: 2.69 (6, 1)	1.0 5 2 0 0 0 1 0 0 0 0 0 0 8 17 0.00 3.000																					
John Mitchell, R ERA: (7, 1)	3.0 S 12 3 0 0 0 4 0 0 0 0 0 0 30 42 0.00 1.000																					

New York Mets @ Montreal Expos
Olympic Stadium, Montreal, QB
Fri Sep 09 1988, 7:05 PM EDT
Att: 22,496 - Dome - 70 F

AB	36
R	3
H	12
RBI	3
BB	5
SO	10
LOB	25



Batter	1	2	3	4	5	6	7	8	9	AB	R	H	RBI	BB	SO	LOB	TOP					
Mookie Wilson, S OBP: 0.343, SLG: 0.421	(1, 8) K		(1, 1) 4-3		(1, 2) K		(1, 4) 1-4-3	(1, 3) F7		5	0	1	0	0	2	2						
Gregg Jefferies, S OBP: 0.482, SLG: 0.917 Tim Teufel, R OBP: 0.309, SLG: 0.331	(1, 4) 4-3			(1, 1) 3-1 BLK 1B BB	(1, 2) SF8 1B		(1, 2) 1-4-3		(1, 1) HR 1B	3	2	1	0	1	0	1						
Keith Hernandez, L OBP: 0.340, SLG: 0.422	(1, 3) K			(1, 1) F7	(1, 2) E9 WP		(1, 2) 6-3		(1, 1) HR 1B	5	1	1	2	0	1	3						
Darryl Strawberry, L OBP: 0.361, SLG: 0.534		(1, 9) S BB		(1, 1) 3-1	(1, 2) SF8		(1, 1) BB		(1, 2) L9	2	0	0	1	2	0	1						
Kevin McReynolds, R OBP: 0.331, SLG: 0.469	(1, 7) F9			(1, 1) 1B 1B	(1, 3) L5		(1, 3) F7		(1, 2) 3-1 1B	5	2	2	1	0	0	4						
Howard Johnson, S OBP: 0.395, SLG: 0.446	(1, 6) K			(1, 1) 1B 1B			(1, 1) K		(1, 2) 3-1	5	0	2	0	0	2	2						
Gary Carter, R OBP: 0.306, SLG: 0.363	(1, 2) 5-3			(1, 2) BB 1B			(1, 2) F7		(1, 1) K 1B	5	0	2	2	0	1	2						
Dave Magadan, L OBP: 0.393, SLG: 0.333 Kevin Elster, R OBP: 0.270, SLG: 0.317	(1, 5) 4-3		(1, 1) 4-3	(1, 1) FC6 BB			(1, 1) BB		(1, 3) K	1	0	0	0	3	0	0						
David Cone, L OBP: 0.194, SLG: 0.203	(1, 1) G3		(1, 2) FC6				(1, 3) F8		(1, 2) K	4	0	0	0	0	1	6						
Inning Stats	R: 0 E: 0 K: 2 S: 8	H: 0 LOB: 0 BB: 0 P: 11	R: 0 E: 0 K: 1 S: 10	H: 0 LOB: 1 BB: 1 P: 17	R: 0 E: 0 K: 0 S: 6	H: 0 LOB: 0 BB: 0 P: 11	R: 2 E: 0 K: 0 S: 17	H: 3 LOB: 3 BB: 2 P: 28	R: 1 E: 1 K: 1 S: 11	H: 1 LOB: 1 BB: 0 P: 17	R: 0 E: 0 K: 1 S: 6	H: 0 LOB: 1 BB: 1 P: 11	R: 0 E: 0 K: 0 S: 8	H: 1 LOB: 2 BB: 1 P: 14	R: 0 E: 0 K: 2 S: 13	H: 1 LOB: 2 BB: 1 P: 23	R: 3 E: 0 K: 1 S: 14	H: 4 LOB: 1 BB: 0 P: 17	1B: 7 2B: 2 3B: 0 HR: 1	SF: 1 SAC: 0 DP: 0 HBP: 0	WP: 1 PB: 0 SB: 1 CS: 0	PA: 44
PITCHER	IP WLS BF H R ER SO BB IBB HBP BLK WP HR S P ERA WHIP																					
John Dopson, R ERA: 2.91	(1, 1) 6.1 L 29 5 3 2 5 4 0 0 0 1 1 0 60 98 2.84 1.421																					
Rich Sauveur, L ERA: 5.0	(7, 1) 0.1 2 0 0 0 0 1 0 0 0 0 0 4 9 0.00 3.000																					
Jeff Parrett, R ERA: 2.3	(7, 1) 0.1 1 0 0 0 0 0 0 0 0 0 0 2 2 0.00 0.000																					
Tim Burke, R ERA: 3.53	(8, 1) 2.0 12 5 3 3 3 1 0 0 0 0 1 27 40 13.50 3.000																					

New York Mets @ Montreal Expos
 Olympic Stadium, Montreal, QB
 Sat Sep 10 1988, 7:05 PM EDT
 Att: 25,060 - Dome - 70 F

livebaseballscores.com

AB 37
 R 6
 H 10
 RBI 6
 BB 6
 SO 8
 LOB 22




Batter	1	2	3	4	5	6	7	8	9	AB	R	H	RBI	BB	SO	LOB	BOTTOM					
Tracy Jones, R OBP: 0.345, SLG: 0.328	(1, 7) 6-3		(1, 1) 4-3 1B BB		(1, 2) 5-3		(1, 4) G5-4-3 1-2			3	0	0	0	1	0	1						
Dave Martinez, L OBP: 0.301, SLG: 0.319	(1, 8) L8		(1, 2) 4-3 1B		(1, 3) K			(1, 4) BB		3	0	1	0	1	1	0						
Wallace Johnson, S OBP: 0.386, SLG: 0.400	(1, 3) 3-2 1B		(1, 2) 4-3		(1, 1) 1B 1B		(1, 1) K		(1, 1) K	4	0	2	0	0	1	3						
Hubie Brooks, R OBP: 0.315, SLG: 0.429	(1, 9) K		(1, 1) G5-4-3 BB		(1, 1) L6		(1, 2) K		(1, 3) K	3	0	0	0	1	2	3						
Tim Wallach, R OBP: 0.299, SLG: 0.394		(1, 1) 2-2 1B 1B	(1, 2) G5-4-3 1-2		(1, 2) K		(1, 3) K		(1, 3) K	4	0	1	0	0	2	5						
Tom Foley, L OBP: 0.310, SLG: 0.373	(1, 4) L7			(1, 1) F6		(1, 1) 1B		(1, 1) F9		4	0	1	0	0	0	1						
Nelson Santovenia, R OBP: 0.292, SLG: 0.395 Otis Nixon, S OBP: 0.296, SLG: 0.278	(1, 2) F9		(1, 1) F4		(1, 3) K			(1, 2) K		3	0	0	0	0	1	3						
Jeff Huson, L OBP: 0.571, SLG: 0.571	(1, 6) 1B		(1, 2) L7		(1, 3) L7		(1, 1) G5-4-3 1B		(1, 1) 5-3	4	0	2	0	0	0	0						
John Dopson, L OBP: 0.087, SLG: 0.089 Rich Sauveur, L OBP: 0.310, SLG: 0.373 Jeff Parrett, R OBP: 0.299, SLG: 0.394 Tom O'Malley, L OBP: 0.571, SLG: 0.500 Tim Burke, R OBP: 0.299, SLG: 0.394	(1, 1) K		(1, 1) K		(1, 1) K		(1, 1) F2			2	0	0	0	0	2	2						
Inning Stats	R: 0 E: 0 K: 1 S: 9	H: 1 LOB: 1 BB: 0 P: 14	R: 0 E: 0 K: 1 S: 18	H: 2 LOB: 2 BB: 0 P: 23	R: 0 E: 0 K: 0 S: 8	H: 1 LOB: 2 BB: 2 P: 18	R: 0 E: 0 K: 0 S: 5	H: 0 LOB: 0 BB: 0 P: 9	R: 0 E: 0 K: 2 S: 8	H: 0 LOB: 0 BB: 0 P: 9	R: 0 E: 0 K: 2 S: 14	H: 2 LOB: 2 BB: 0 P: 17	R: 0 E: 0 K: 0 S: 5	H: 1 LOB: 0 BB: 0 P: 8	R: 0 E: 0 K: 3 S: 10	H: 0 LOB: 1 BB: 1 P: 15	R: 0 E: 0 K: 1 S: 6	H: 0 LOB: 0 BB: 0 P: 7	1B: 7 2B: 0 3B: 0 HR: 0	SF: 0 SAC: 0 DP: 2 HBP: 0	WP: 0 PB: 0 SB: 0 CS: 0	PA: 35
PITCHER	IP WLS BF H R ER SO BB IBB HBP BLK WP HR S P ERA WHIP																					
David Cone, R ERA: 2.21	(1, 1) 9.0 W 35 7 0 0 0 10 3 0 0 0 0 83 120 0.00 1.111																					

New York Mets @ Montreal Expos
 Olympic Stadium, Montreal, QB
 Sat Sep 10 1988, 7:05 PM EDT
 Att: 25,060 - Dome - 70 F

livebaseballscores.com

AB 32
 R 0
 H 7
 RBI 0
 BB 3
 SO 10
 LOB 19



Batter	1	2	3	4	5	6	7	8	9	AB	R	H	RBI	BB	SO	LOB	TOP							
Lenny Dykstra, L OBP: 0.319, SLG: 0.382 (1, 8)	0-0 B1	0-2 FC6-4 1B			1-3 K		1-0 G3		2-1 4-3	5	0	1	0	0	1	0								
Wally Backman, S OBP: 0.379, SLG: 0.333 (1, 4)	4-1 S 1B BB	1-2 FC6-4			4-2 G3-6-3 BB			4-2 S HR BB	2-3 K	2	2	0	0	3	1	2								
Keith Hernandez, L OBP: 0.339, SLG: 0.420 (1, 3)	3-3 K				2-2 G3-6-3			3-2 F8		4	0	1	0	0	1	3								
Darryl Strawberry, L OBP: 0.361, SLG: 0.531 Mookie Wilson, S OBP: 0.343, SLG: 0.421 (1, 9) (8, 9)	4-1 1B BB				1-2 G5-3			3-2 F9		3	0	0	0	1	1	2								
Kevin McReynolds, R OBP: 0.334, SLG: 0.478 (1, 7)	0-2 1B				0-0 1B			0-1 2H HR		4	1	3	3	0	0	1								
Howard Johnson, S OBP: 0.354, SLG: 0.447 (1, 5)	2-2 G5-3				1-3 K			0-1 2B		4	0	1	0	0	1	3								
Mackey Sasser, L OBP: 0.276, SLG: 0.367 (1, 2)		1-1 G6-3			1-2 2B			1-0 F5		3	0	1	0	1	0	1								
Kevin Elster, R OBP: 0.276, SLG: 0.314 (1, 6)		0-3 K			2-0 5-3			0-1 L4	1-1 L5	4	0	0	0	0	1	3								
Bob Ojeda, L OBP: 0.186, SLG: 0.190 (1, 1)		1-0 1B 1B			0-3 K			1-3 K	3-2 1-3	4	0	1	0	0	2	1								
Inning Stats	R: 1 H: 1 E: 0 K: 1 S: 13	H: 1 LOB: 2 BB: 2 P: 26	R: 0 H: 2 E: 0 K: 1 S: 13	H: 2 LOB: 2 BB: 0 P: 16	R: 0 H: 1 E: 0 K: 1 S: 11	H: 1 LOB: 1 BB: 0 P: 17	R: 0 H: 1 E: 0 K: 2 S: 10	H: 1 LOB: 1 BB: 0 P: 14	R: 0 H: 0 E: 0 K: 0 S: 9	H: 0 LOB: 0 BB: 1 P: 16	R: 0 H: 0 E: 0 K: 1 S: 6	H: 0 LOB: 0 BB: 0 P: 8	R: 2 H: 2 E: 0 K: 0 S: 15	H: 2 LOB: 2 BB: 2 P: 29	R: 0 H: 0 E: 0 K: 1 S: 8	H: 0 LOB: 0 BB: 0 P: 15	1B: 5 2B: 2 3B: 0 HR: 1	SF: 0 SAC: 0 DP: 2 HBP: 0	WP: 0 PB: 0 SB: 2 CS: 0	PA: 38				
PITCHER	IP WLS BF H R ER SO BB IBB HBP BLK WP HR S P ERA WHIP	IP WLS BF H R ER SO BB IBB HBP BLK WP HR S P ERA WHIP	IP WLS BF H R ER SO BB IBB HBP BLK WP HR S P ERA WHIP	IP WLS BF H R ER SO BB IBB HBP BLK WP HR S P ERA WHIP	IP WLS BF H R ER SO BB IBB HBP BLK WP HR S P ERA WHIP	IP WLS BF H R ER SO BB IBB HBP BLK WP HR S P ERA WHIP	IP WLS BF H R ER SO BB IBB HBP BLK WP HR S P ERA WHIP	IP WLS BF H R ER SO BB IBB HBP BLK WP HR S P ERA WHIP	IP WLS BF H R ER SO BB IBB HBP BLK WP HR S P ERA WHIP	IP WLS BF H R ER SO BB IBB HBP BLK WP HR S P ERA WHIP	IP WLS BF H R ER SO BB IBB HBP BLK WP HR S P ERA WHIP	IP WLS BF H R ER SO BB IBB HBP BLK WP HR S P ERA WHIP	IP WLS BF H R ER SO BB IBB HBP BLK WP HR S P ERA WHIP	IP WLS BF H R ER SO BB IBB HBP BLK WP HR S P ERA WHIP	IP WLS BF H R ER SO BB IBB HBP BLK WP HR S P ERA WHIP	IP WLS BF H R ER SO BB IBB HBP BLK WP HR S P ERA WHIP	IP WLS BF H R ER SO BB IBB HBP BLK WP HR S P ERA WHIP	IP WLS BF H R ER SO BB IBB HBP BLK WP HR S P ERA WHIP	IP WLS BF H R ER SO BB IBB HBP BLK WP HR S P ERA WHIP	IP WLS BF H R ER SO BB IBB HBP BLK WP HR S P ERA WHIP	IP WLS BF H R ER SO BB IBB HBP BLK WP HR S P ERA WHIP			
Dennis Martinez, R ERA: 2.42 Joe Hesketh, L ERA: 2.95 (1, 1) (9, 1)	8.0 L 35 8 3 3 7 4 1 0 0 0 1 85 136 3.38 1.500	1.0 3 0 0 0 1 0 0 0 0 0 0 8 15 0.00 0.000																						

New York Mets @ Montreal Expos
Olympic Stadium, Montreal, QB
Sun Sep 11, 1988, 3:33 AM EDT
Att: 32,567 - Dome - 68 F

AB	33
R	3
H	8
RBI	3
BB	5
SO	8
LOB	16



Batter	1	2	3	4	5	6	7	8	9	AB	R	H	RBI	BB	SO	LOB	BOTTOM						
Rex Hudler, R OBP: 0.306, SLG: 0.424 (1, 4)	2-0 6-3		1-3 K			0-2 6-3		1-1 F6		4	0	0	0	0	1	2							
Tracy Jones, R OBP: 0.343, SLG: 0.326 (1, 7)	3-2 FC6-4 1B		1-1 F9			3-2 F8		0-1 G6-3		4	0	1	0	0	0	2							
Andres Galarraga, R OBP: 0.354, SLG: 0.539 (1, 3)	0-1 FC6-4				0-0 S G1-3 1B		2-1 FC5-4 1B		3-3 K	4	0	2	0	0	1	1							
Mike Fitzgerald, R OBP: 0.336, SLG: 0.382 (1, 9)	1-3 K				1-0 G1-3		2-2 FC5-4		1-0 E5 FC5-4	4	0	0	0	0	1	3							
Tim Wallach, R OBP: 0.297, SLG: 0.391 (1, 5)			1-3 K		2-2 P2		0-3 K		0-0 F9	4	0	0	0	0	2	2							
Luis Rivera, R OBP: 0.275, SLG: 0.325 (1, 6)			2-3 K		3-2 P6		0-0 6-3		0-0 FC5-4	4	0	0	0	0	1	2							
Otis Nixon, S OBP: 0.293, SLG: 0.274 (1, 8)			1-0 1-3		2-2 4-3		1-1 L6			3	0	0	0	0	0	0							
Wilfredo Tejada, R OBP: 0.250, SLG: 0.364 (1, 2)					0-2 SH1-4 1B		0-2 F9		1-3 K	3	0	1	0	0	1	0							
Dennis Martinez, R OBP: 0.208, SLG: 0.213 Wallace Johnson, S OBP: 0.393, SLG: 0.421 Joe Hesketh, R (1, 1) (8, PH) (9, 1)			1-1 SH1-4		0-3 K		2-0 2B			1	0	0	0	0	1	0							
Inning Stats	R: 0 H: 1 E: 0 K: 1 S: 9	H: 0 LOB: 0 BB: 0 P: 15	R: 0 H: 0 E: 0 K: 2 S: 10	H: 0 LOB: 0 BB: 0 P: 14	R: 0 H: 1 E: 0 K: 1 S: 11	H: 1 LOB: 1 BB: 0 P: 17	R: 0 H: 1 E: 0 K: 0 S: 12	H: 1 LOB: 1 BB: 0 P: 19	R: 0 H: 0 E: 0 K: 1 S: 6	H: 0 LOB: 0 BB: 0 P: 7	R: 0 H: 1 E: 1 K: 1 S: 8	H: 1 LOB: 1 BB: 0 P: 12	R: 0 H: 0 E: 0 K: 1 S: 7	H: 0 LOB: 1 BB: 0 P: 11	1B: 4 2B: 1 3B: 0 HR: 0	SF: 0 SAC: 1 DP: 0 HBP: 0	WP: 0 PB: 0 SB: 1 CS: 0	PA: 33					
PITCHER	IP WLS BF H R ER SO BB IBB HBP BLK WP HR S P ERA WHIP	IP WLS BF H R ER SO BB IBB HBP BLK WP HR S P ERA WHIP	IP WLS BF H R ER SO BB IBB HBP BLK WP HR S P ERA WHIP	IP WLS BF H R ER SO BB IBB HBP BLK WP HR S P ERA WHIP	IP WLS BF H R ER SO BB IBB HBP BLK WP HR S P ERA WHIP	IP WLS BF H R ER SO BB IBB HBP BLK WP HR S P ERA WHIP	IP WLS BF H R ER SO BB IBB HBP BLK WP HR S P ERA WHIP	IP WLS BF H R ER SO BB IBB HBP BLK WP HR S P ERA WHIP	IP WLS BF H R ER SO BB IBB HBP BLK WP HR S P ERA WHIP	IP WLS BF H R ER SO BB IBB HBP BLK WP HR S P ERA WHIP	IP WLS BF H R ER SO BB IBB HBP BLK WP HR S P ERA WHIP	IP WLS BF H R ER SO BB IBB HBP BLK WP HR S P ERA WHIP	IP WLS BF H R ER SO BB IBB HBP BLK WP HR S P ERA WHIP	IP WLS BF H R ER SO BB IBB HBP BLK WP HR S P ERA WHIP	IP WLS BF H R ER SO BB IBB HBP BLK WP HR S P ERA WHIP	IP WLS BF H R ER SO BB IBB HBP BLK WP HR S P ERA WHIP	IP WLS BF H R ER SO BB IBB HBP BLK WP HR S P ERA WHIP	IP WLS BF H R ER SO BB IBB HBP BLK WP HR S P ERA WHIP	IP WLS BF H R ER SO BB IBB HBP BLK WP HR S P ERA WHIP	IP WLS BF H R ER SO BB IBB HBP BLK WP HR S P ERA WHIP	IP WLS BF H R ER SO BB IBB HBP BLK WP HR S P ERA WHIP	IP WLS BF H R ER SO BB IBB HBP BLK WP HR S P ERA WHIP	
Bob Ojeda, L ERA: 2.89 (1, 1)	9.0 W 33 5 0 0 8 0 0 0 0 0 83 120 0.00 0.556																						

New York Mets @ Montreal Expos
Olympic Stadium, Montreal, QB
Sun Sep 11, 1988, 3:33 AM EDT
Att: 32,567 - Dome - 68 F


AB	32
R	0
H	5
RBI	0
BB	0
SO	8
LOB	12



Batter	1	2	3	4	5	6	7	8	9	AB	R	H	RBI	BB	SO	LOB	TOP			
John Cangelosi, S OBP: 0.315, SLG: 0.229 (1, 8)	1-2 4-3		2-1 S 1B		3-2 6-3	0-0 F2		1-3 K		5	0	1	0	0	1	2				
Jose Lind, R OBP: 0.299, SLG: 0.315 (1, 4)	0-1 F4		2-1 1B		4-1 1B BB		3-1 FC5-4 1B	1-1 L5		4	0	2	0	1	0	0				
Gary Redus, R OBP: 0.341, SLG: 0.385 (1, 7)	4-2 2B BB		1-3 K		0-3 K		0-2 FC5-4 1B 1-2	1-3 K		4	1	0	0	1	3	4				
Bobby Bonilla, S OBP: 0.365, SLG: 0.468 (1, 5)	0-1 1-H 2B		0-0 F8		1-0 1B		2-2 1B 1B		0-0 6-3	5	1	3	0	0	0	2				
Glenn Wilson, R OBP: 0.285, SLG: 0.335 (1, 9)		1-2 HR		0-2 HR		1-2 5-3		1-0 BB 1B 1-2 3-H 1B	0-0 1B	5	2	4	3	0	0	2				
Orestes Destrade, S OBP: 0.238, SLG: 0.270 (1, 3)		0-3 K		1-1 F6		4-2 BB BB		1-3 K	2-1 F4	4	0	0	0	1	2	3				
Junior Ortiz, R OBP: 0.330, SLG: 0.393 (6, PH)		3-2 F8		2-1 6-3		2-1 F5		3-2 BB 1B	1-3 K	2	0	0	0	0	0	0				
Michael LaValliere, L OBP: 0.359, SLG: 0.334 (6, 2)										2	0	1	1	0	0	1				
Ruben Rodriguez, R (7, PR)										1	0	0	0	0	1	1				
Rafael Belliard, R OBP: 0.288, SLG: 0.244 (6, PH)		1-3 K		4-1 FC4 BB		2-1 F8		4-2 1-2 2-3 BB		1	0	0	0	1	1	0				
Ken Oberkfell, L OBP: 0.327, SLG: 0.366 (6, 6)										1	0	0	0	1	0	1				
Dave LaPoint, L OBP: 0.071, SLG: 0.071 (6, PH)			2-3 K		1-0 FC4		4-2 1-2 BB			2	0	0	0	0	1	1				
Benny Osterling, L OBP: 0.208, SLG: 0.287 (6, 1)										0	0	0	0	0	0	0				
Randy Kramer, R (6, 1)										0	0	0	0	0	0	0				
R.J. Reynolds, S OBP: 0.292, SLG: 0.392 (7, 1)										1	0	0	0	0	1	3				
Scott Medvin, R (7, 1)										0	0	0	0	0	0	0				
Dave Rucker, L (8, 1)										0	0	0	0	0	0	0				
Inning Stats	R: 0 E: 0 K: 0 S: 10	H: 1 LOB: 2 BB: 1 P: 15	R: 1 E: 0 K: 2 S: 18	H: 1 LOB: 0 BB: 0 P: 23	R: 0 E: 0 K: 2 S: 11	H: 2 LOB: 2 BB: 0 P: 18	R: 1 E: 0 K: 0 S: 9	H: 1 LOB: 1 BB: 1 P: 17	R: 0 E: 0 K: 1 S: 11	H: 1 LOB: 2 BB: 2 P: 20	R: 0 E: 0 K: 0 S: 9	H: 0 LOB: 2 BB: 2 P: 21	R: 2 E: 0 K: 2 S: 20	H: 4 LOB: 3 BB: 1 P: 34	R: 0 E: 0 K: 1 S: 9	H: 1 LOB: 1 BB: 0 P: 11	1B: 8 2B: 1 3B: 0 HR: 2	SF: 0 SAC: 0 DP: 0 HBP: 0	WP: 0 PB: 0 SB: 2 CS: 0	PA: 43
PITCHER	IP	WLS	BF	H	R	ER	SO	BB	IBB	HBP	BLK	WP	HR	S	P	ERA	WHIP			
Randy Johnson, L ERA: 3.6 (1, 1)	5.0	W	23	6	2	2	5	3	0	0	0	0	2	59	93	3.60	1.800			
Jeff Parrett, R ERA: 2.49 (6, 1)	1.2		11	4	2	2	1	2	0	0	0	0	0	24	46	10.80	3.600			
Rich Sauveur, L ERA: 6.0 (7, 1)	0.0		1	0	0	0	0	1	0	0	0	0	0	2	6	∞	∞			
Andy McGaffigan, R ERA: 2.99 (7, 1)	2.1	S	8	1	0	0	4	0	0	0	0	0	0	20	26	0.00	0.429			

Pittsburgh Pirates @ Montreal Expos
Olympic Stadium, Montreal, QB
Thu Sep 15 1988, 7:05 PM EDT
Att: 9,494 - Dome


AB	37
R	4
H	11
RBI	4
BB	6
SO	10
LOB	20



Batter	1	2	3	4	5	6	7	8	9	AB	R	H	RBI	BB	SO	LOB	BOTTOM			
Otis Nixon, S OBP: 0.302, SLG: 0.272 (1, 8)	2-1 5-3		1-0 E 1B		2-1 FC6-4 HR		2-0 1-3			4	2	1	0	0	0	2				
Tracy Jones, R OBP: 0.350, SLG: 0.335 (1, 7)	0-1 F8		1-2 E7 1-H 2-H 2B		2-3 K		1-2 F8			4	1	1	2	0	1	2				
Andres Galarraga, R OBP: 0.354, SLG: 0.543 (1, 3)	1-2 G3		0-2 L7		1-0 HR		0-0 WP 3B			4	2	2	3	0	0	0				
Hubie Brooks, R OBP: 0.316, SLG: 0.442 (8, 9)		1-2 F3		1-2 1B 2B		2-1 HR		2-1 L4		4	2	2	1	0	0	0				
Dave Martinez, L OBP: 0.305, SLG: 0.327 (8, 9)										0	0	0	0	0	0	0				
Tim Wallach, R OBP: 0.300, SLG: 0.390 (1, 5)		2-2 F9		1-2 1-3		1-2 F8		2-2 F4		4	0	0	0	0	0	1				
Mike Fitzgerald, R OBP: 0.331, SLG: 0.370 (1, 2)		0-1 4-3		0-1 1-3		1-1 F9		0-0 F7		4	0	0	0	0	0	1				
Rex Hudler, R OBP: 0.308, SLG: 0.429 (1, 4)			0-1 B4-3		1-0 1B		2-0 CS 1B		2-3 K	3	0	2	1	0	0	0				
Luis Rivera, R OBP: 0.274, SLG: 0.320 (1, 6)			0-0 E 1B		0-1 L8		1-1 4-3			3	1	1	0	0	0	2				
Randy Johnson, R (1, 1)										1	0	0	0	0	1	1				
Johnny Paredes, R OBP: 0.229, SLG: 0.253 (6, PH)										1	0	1	0	0	0	0				
Jeff Parrett, R (6, 1)										0	0	0	0	0	0	0				
Rich Sauveur, L (7, 1)										0	0	0	0	0	0	0				
Andy McGaffigan, R (7, 1)										1	0	0	0	0	1	0				
Tom Foley, L OBP: 0.332, SLG: 0.374 (7, 4)										1	1	1	0	0	0	0				
Inning Stats	R: 0 E: 0 K: 0 S: 7	H: 0 LOB: 0 BB: 0 P: 10	R: 0 E: 0 K: 0 S: 9	H: 0 LOB: 0 BB: 0 P: 12	R: 3 E: 1 K: 1 S: 13	H: 3 LOB: 0 BB: 0 P: 15	R: 1 E: 0 K: 0 S: 11	H: 2 LOB: 1 BB: 0 P: 14	R: 3 E: 0 K: 1 S: 13	H: 3 LOB: 0 BB: 0 P: 21	R: 0 E: 0 K: 0 S: 6	H: 1 LOB: 0 BB: 0 P: 9	R: 2 E: 0 K: 0 S: 9	H: 2 LOB: 0 BB: 0 P: 16	R: 0 E: 0 K: 1 S: 8	H: 0 LOB: 0 BB: 0 P: 12	1B: 6 2B: 2 3B: 1 HR: 2	SF: 0 SAC: 0 DP: 0 HBP: 0	WP: 1 PB: 0 SB: 1 CS: 1	PA: 34
PITCHER	IP	WLS	BF	H	R	ER	SO	BB	IBB	HBP	BLK	WP	HR	S	P	ERA	WHIP			
Dave LaPoint, L ERA: 3.18 (1, 1)	5.0	L	23	8	7	6	2	0	0	0	0	0	0	6	9	0.00	1.000			
Randy Kramer, R ERA: 6.3 (6, 1)	1.0		3	1	0	0	0	0	0	0	0	0	0	6	9	0.00	1.000			
Scott Medvin, R ERA: 6.3 (7, 1)	1.0		5	2	2	2	0	0	0	0	0	1	0	9	16	18.00	2.000			
Dave Rucker, L ERA: 4.01 (8, 1)	1.0		3	0	0	0	1	0	0	0	0	0	0	8	12	0.00	0.000			

Pittsburgh Pirates @ Montreal Expos
Olympic Stadium, Montreal, QB
Thu Sep 15 1988, 7:05 PM EDT
Att: 9,494 - Dome

AB	34
R	9
H	11
RBI	7
BB	0
SO	3
LOB	9



Batter	1	2	3	4	5	6	7	8	9	AB	R	H	RBI	BB	SO	LOB	TOP										
Otis Nixon, S (1, 8) OBP: 0.302, SLG: 0.273 Dave Martinez, L (7, PH) OBP: 0.304, SLG: 0.326 (7, 8)	0-0 B1-3		0-0 FC5 1B		3-1 4-3		2-3 K		4-0 BB	3	0	1	0	0	0	0											
Tracy Jones, R (1, 7) OBP: 0.360, SLG: 0.340	2-2 6-3		0-1 E 1B		0-1 CS 1B		4-0 BB		4-1 BB	3	1	2	0	2	0	0											
Andres Galarraga, R (1, 3) OBP: 0.352, SLG: 0.540	2-2 1B		2-2 FC5 1B		2-3 K		0-1 L8		0-3 K	5	1	1	0	0	2	6											
Hubie Brooks, R (1, 9) OBP: 0.315, SLG: 0.440	1-3 K		0-1 2H 1B		0-0 CS		0-3 K		0-1 F9	5	0	1	1	0	2	3											
Tim Wallach, R (1, 5) OBP: 0.303, SLG: 0.394 Jeff Huson, L (8, PR) OBP: 0.455, SLG: 0.400 (8, 4)		4-0 E 1B	1-3 K		2-1 2B		1-0 1B		0-1 F9	3	1	2	0	1	1	1											
Nelson Santovenia, R (1, 2) OBP: 0.287, SLG: 0.396		0-0 FC5-4 1B	3-3 K		0-2 F7		0-0 1B		1-2 1B	4	0	2	0	0	1	2											
Rex Hudler, R (1, 4) OBP: 0.312, SLG: 0.422 Tom Foley, L (8, PH) OBP: 0.329, SLG: 0.367 Mike Fitzgerald, R (8, PH) OBP: 0.500, SLG: 0.429 (8, 5)		0-2 FC5-4 1B		0-3 K		0-1 L4		0-3 K		3	0	0	0	0	1	2											
Luis Rivera, R (1, 6) OBP: 0.271, SLG: 0.317	0-1 6-3		1-1 B1-3		0-0 L9		2-3 K		2-2 F9	4	0	0	0	0	1	3											
John Dopson, L (1, 1) OBP: 0.083, SLG: 0.085 Johnny Paredes, R (7, PH) OBP: 0.302, SLG: 0.262 Tim Burke, R (7, 1) Wallace Johnson, S (8, PH) OBP: 0.402, SLG: 0.430 Joe Hesketh, R (8, 1)	2-3 K		0-3 K		0-0 S 1B		2-2 F9		2-2 F9	2	0	0	0	0	2	1											
Inning Stats	R: 0 E: 0 K: 1 S: 11	H: 1 LOB: 1 BB: 0 P: 16	R: 1 E: 1 K: 1 S: 9	H: 1 LOB: 1 BB: 1 P: 15	R: 2 E: 1 K: 2 S: 14	H: 3 LOB: 1 BB: 0 P: 20	R: 0 E: 0 K: 2 S: 9	H: 0 LOB: 0 BB: 0 P: 10	R: 0 E: 0 K: 1 S: 7	H: 1 LOB: 1 BB: 0 P: 12	R: 0 E: 0 K: 1 S: 10	H: 1 LOB: 1 BB: 0 P: 12	R: 0 E: 0 K: 2 S: 8	H: 1 LOB: 2 BB: 1 P: 13	R: 0 E: 0 K: 2 S: 10	H: 2 LOB: 2 BB: 0 P: 13	R: 0 E: 0 K: 1 S: 11	H: 0 LOB: 2 BB: 2 P: 21	1B: 9 2B: 1 3B: 0 HR: 0	SF: 0 SAC: 0 DP: 0 HBP: 0	WP: 0 PB: 0 SB: 1 CS: 1	PA: 41					
PITCHER	IP	WLS	BF	H	R	ER	SO	BB	IBB	HBP	BLK	WP	HR	S	P	ERA	WHIP										
Bob Ojeda, L (1, 1)	6.1		27	8	3	2	8	1	0	0	0	0	0	62	87	2.84	1.421										
Terry Leach, R (7, 1)	1.0		6	2	0	0	1	1	0	0	0	0	0	10	16	0.00	3.000										
Randy Myers, L (8, 1)	1.2	W	7	0	0	0	3	2	0	0	0	0	0	17	29	0.00	1.200										

Montreal Expos @ New York Mets
 Shea Stadium, Flushing, NY
 Fri Sep 16 1988, 7:05 PM EDT
 Att: 43,331 - Unknown - 70 F

AB	36
R	3
H	10
RBI	1
BB	4
SO	12
LOB	21



Batter	1	2	3	4	5	6	7	8	9	AB	R	H	RBI	BB	SO	LOB	BOTTOM										
Mookie Wilson, S (1, 8) OBP: 0.347, SLG: 0.431	0-0 BB 1B	1-2 FC6-4 1B			0-0 4-3		0-3 K		1-0 SH2-4	4	1	2	0	0	1	0											
Wally Backman, S (1, 4) OBP: 0.386, SLG: 0.342 Tim Teufel, R (8, PH) OBP: 0.308, SLG: 0.329	4-0 E 1B	2-1 FC6-4 S			3-2 3-1		0-1 1B		2-0 5-3	3	1	1	0	1	0	1											
Gregg Jefferies, S (1, 5) OBP: 0.438, SLG: 0.779	1-2 L7	2-2 L6			0-0 1B		1-1 1B		0-0 2H 1B	5	0	3	1	0	0	3											
Darryl Strawberry, L (1, 9) OBP: 0.356, SLG: 0.522	1-0 E 1B		2-3 K		0-1 1B		2-3 K			4	1	2	1	0	2	2											
Kevin McReynolds, R (1, 7) OBP: 0.330, SLG: 0.472	3-0 E5		1-0 5-3		0-1 F4		0-1 1-3			4	0	0	1	0	0	4											
Gary Carter, R (1, 2) OBP: 0.301, SLG: 0.362	1-1 F8		0-0 6-3			2-0 P6		0-0 P5		4	0	0	0	0	0	1											
Dave Magadan, L (1, 3) OBP: 0.396, SLG: 0.331	4-2 BB			0-1 F7		2-1 F8		2-3 K		3	0	0	0	1	1	0											
Kevin Elster, R (1, 6) OBP: 0.276, SLG: 0.316	0-3 K			0-2 6-3		2-1 2B		1-1 5-3		4	0	1	0	0	1	2											
Bob Ojeda, L (1, 1) OBP: 0.177, SLG: 0.180 Terry Leach, R (7, 1) OBP: 0.143, SLG: 0.214 Randy Myers, L (8, 1) OBP: 0.250, SLG: 0.500 Keith Miller, R (8, PH) OBP: 0.246, SLG: 0.295		0-3 K		1-2 F8		1-1 L4		3-2 E6 1B		3	0	0	0	0	1	1											
Inning Stats	R: 3 E: 1 K: 1 S: 13	H: 2 LOB: 2 BB: 2 P: 27	R: 0 E: 0 K: 1 S: 12	H: 1 LOB: 0 BB: 0 P: 16	R: 0 E: 0 K: 1 S: 5	H: 0 LOB: 0 BB: 0 P: 8	R: 0 E: 0 K: 0 S: 9	H: 0 LOB: 0 BB: 0 P: 10	R: 0 E: 0 K: 0 S: 7	H: 1 LOB: 1 BB: 0 P: 14	R: 0 E: 0 K: 2 S: 12	H: 2 LOB: 2 BB: 0 P: 15	R: 0 E: 0 K: 1 S: 6	H: 0 LOB: 0 BB: 0 P: 9	R: 1 E: 1 K: 0 S: 6	H: 1 LOB: 1 BB: 0 P: 12	1B: 8 2B: 1 3B: 0 HR: 0	SF: 0 SAC: 1 DP: 0 HBP: 0	WP: 0 PB: 0 SB: 2 CS: 0	PA: 39							
PITCHER	IP	WLS	BF	H	R	ER	SO	BB	IBB	HBP	BLK	WP	HR	S	P	ERA	WHIP										
John Dopson, R (1, 1)	6.0		27	6	3	3	3	2	0	0	0	0	0	18	24	4.50	1.333										
Tim Burke, R (7, 1)	2.0		8	2	0	0	3	0	0	0	0	0	0	18	24	0.00	1.000										
Joe Hesketh, L (8, 1)	0.2	L	4	1	1	0	0	0	0	0	0	0	0	6	12	0.00	1.500										

Montreal Expos @ New York Mets
 Shea Stadium, Flushing, NY
 Fri Sep 16 1988, 7:05 PM EDT
 Att: 43,331 - Unknown - 70 F

AB	36
R	4
H	9
RBI	3
BB	2
SO	6
LOB	15



Batter	1	2	3	4	5	6	7	8	9	AB	R	H	RBI	BB	SO	LOB	TOP
Otis Nixon, S <small>OBP: 0.305, SLG: 0.277</small> 										4	0	2	0	0	0	0	
Tracy Jones, R <small>OBP: 0.358, SLG: 0.338</small> 										4	0	1	0	0	0	2	
Dave Martinez, L <small>OBP: 0.311, SLG: 0.346</small> 										3	2	3	2	1	0	0	
Andres Galarraga, R <small>OBP: 0.350, SLG: 0.536</small> 										4	0	0	0	0	1	3	
Tom O'Malley, L <small>OBP: 0.455, SLG: 0.400</small> Rex Hudler, R <small>OBP: 0.302, SLG: 0.420</small> 										3	0	1	0	0	0	0	
Mike Fitzgerald, R <small>OBP: 0.327, SLG: 0.371</small> 										4	0	1	0	0	0	1	
Tom Foley, L <small>OBP: 0.373, SLG: 0.374</small> Nelson Santovenia, R <small>OBP: 0.289, SLG: 0.396</small> 										3	0	1	0	0	0	1	
Johnny Paredes, R <small>OBP: 0.290, SLG: 0.250</small> 										4	0	0	0	0	1	3	
Bryn Smith, R <small>OBP: 0.148, SLG: 0.135</small> Wallace Johnson, S <small>OBP: 0.398, SLG: 0.425</small> Jeff Parrett, R <small>OBP: 0.290, SLG: 0.250</small> 										2	0	0	0	0	0	2	
Inning Stats <small>R: 1, H: 2, E: 0, LOB: 0, K: 0, BB: 0, S: 6</small>	<small>R: 0, H: 2, E: 0, LOB: 2, K: 0, BB: 0, S: 8</small>	<small>R: 0, H: 2, E: 0, LOB: 2, K: 1, BB: 0, S: 8</small>	<small>R: 0, H: 2, E: 0, LOB: 1, K: 1, BB: 0, S: 11</small>	<small>R: 0, H: 0, E: 0, LOB: 0, K: 0, BB: 0, S: 7</small>	<small>R: 0, H: 1, E: 0, LOB: 1, K: 0, BB: 0, S: 10</small>	<small>R: 1, H: 2, E: 0, LOB: 1, K: 0, BB: 0, S: 12</small>	<small>R: 0, H: 0, E: 0, LOB: 0, K: 0, BB: 0, S: 6</small>	<small>R: 0, H: 0, E: 0, LOB: 1, K: 1, BB: 1, S: 10</small>	<small>R: 0, H: 0, E: 0, LOB: 1, K: 1, BB: 1, S: 15</small>	<small>1B: 6, 2B: 2, 3B: 0, HR: 2</small>	<small>SF: 0, SAC: 0, DP: 1, HBP: 0</small>	<small>WP: 0, PB: 0, SB: 1, CS: 1</small>	<small>PA: 36</small>				
PITCHER Ron Darling, R <small>ERA: 3.23</small> Randy Myers, L <small>ERA: 1.43</small>	<small>IP: 8.0, WLS: W, BF: 31, H: 9, R: 2, ER: 2, SO: 1</small>	<small>IP: 1.0, WLS: 4, BF: 0, H: 0, R: 0, ER: 0, SO: 1</small>															

Montreal Expos @ New York Mets
 Shea Stadium, Flushing, NY
 Sat Sep 17 1988, 3:33 AM EDT
 Att. 46,109 - Overcast - 69 F

AB	33
R	2
H	9
RBI	2
BB	2
SO	2
LOB	12



Batter	1	2	3	4	5	6	7	8	9	AB	R	H	RBI	BB	SO	LOB	BOTTOM
Lenny Dykstra, L <small>OBP: 0.316, SLG: 0.387</small> 										4	1	1	1	0	0	1	
Wally Backman, S <small>OBP: 0.384, SLG: 0.338</small> 										3	1	0	0	1	1	0	
Gregg Jefferies, S <small>OBP: 0.429, SLG: 0.750</small> 										4	2	1	0	0	0	1	
Darryl Strawberry, L <small>OBP: 0.359, SLG: 0.523</small> 										3	1	2	1	1	1	0	
Kevin McReynolds, R <small>OBP: 0.329, SLG: 0.477</small> 										4	1	1	3	0	1	3	
Dave Magadan, L <small>OBP: 0.394, SLG: 0.330</small> 										4	0	1	0	0	1	1	
Barry Lyons, R <small>OBP: 0.238, SLG: 0.316</small> 										4	0	0	0	0	0	1	
Kevin Elster, R <small>OBP: 0.276, SLG: 0.314</small> 										2	0	0	0	1	0	0	
Ron Darling, R <small>OBP: 0.203, SLG: 0.260</small> Randy Myers, L <small>OBP: 0.250, SLG: 0.500</small> 										3	0	1	0	0	2	1	
Inning Stats <small>R: 1, H: 1, E: 0, LOB: 0, K: 2, BB: 0, S: 15</small>	<small>R: 0, H: 0, E: 0, LOB: 0, K: 1, BB: 0, S: 11</small>	<small>R: 0, H: 0, E: 0, LOB: 0, K: 1, BB: 0, S: 11</small>	<small>R: 0, H: 0, E: 0, LOB: 0, K: 1, BB: 0, S: 8</small>	<small>R: 2, H: 1, E: 1, LOB: 0, K: 0, BB: 1, S: 9</small>	<small>R: 0, H: 1, E: 0, LOB: 0, K: 0, BB: 0, S: 10</small>	<small>R: 0, H: 0, E: 0, LOB: 1, K: 0, BB: 1, S: 9</small>	<small>R: 0, H: 0, E: 0, LOB: 1, K: 2, BB: 1, S: 9</small>	<small>R: 3, H: 4, E: 0, LOB: 1, K: 0, BB: 0, S: 15</small>	<small>1B: 5, 2B: 0, 3B: 0, HR: 2</small>	<small>SF: 0, SAC: 0, DP: 1, HBP: 0</small>	<small>WP: 0, PB: 0, SB: 1, CS: 0</small>	<small>PA: 34</small>					
PITCHER Bryn Smith, R <small>ERA: 3.05</small> Jeff Parrett, R <small>ERA: 2.74</small>	<small>IP: 6.0, WLS: L, BF: 23, H: 3, R: 3, ER: 2, SO: 4</small>	<small>IP: 4.0, WLS: 4, BF: 3, H: 3, R: 3, ER: 3, SO: 2</small>															

Montreal Expos @ New York Mets
 Shea Stadium, Flushing, NY
 Sat Sep 17 1988, 3:33 AM EDT
 Att. 46,109 - Overcast - 69 F

AB	31
R	6
H	7
RBI	5
BB	3
SO	6
LOB	8



Batter	1	2	3	4	5	6	7	8	9	AB	R	H	RBI	BB	SO	LOB	TOP
Otis Nixon, S <small>OBP: 0.300, SLG: 0.272</small> 										4	0	0	0	0	0	0	
Wallace Johnson, S <small>OBP: 0.380, SLG: 0.405</small> 										4	0	0	0	0	2	0	
Dave Martinez, L <small>OBP: 0.314, SLG: 0.348</small> 										3	2	2	0	1	0	0	
Hubie Brooks, R <small>OBP: 0.318, SLG: 0.444</small> 										4	1	3	0	0	1	1	
Tim Wallach, R <small>OBP: 0.303, SLG: 0.392</small> 										4	0	1	1	0	2	2	
Nelson Santovenia, R <small>OBP: 0.289, SLG: 0.391</small> 										3	0	0	0	1	1	2	
Tom Foley, L <small>OBP: 0.315, SLG: 0.376</small> Rex Hudler, R <small>OBP: 0.300, SLG: 0.418</small> 										3	0	2	1	0	0	2	
Johnny Paredes, R <small>OBP: 0.284, SLG: 0.244</small> Graig Nettles, L <small>OBP: 0.245, SLG: 0.250</small> Jeff Huson, L <small>OBP: 0.455, SLG: 0.400</small> Mike Fitzgerald, R <small>OBP: 0.324, SLG: 0.368</small> 										2	0	0	0	0	0	1	
Pascual Perez, R <small>OBP: 0.109, SLG: 0.039</small> Tracy Jones, R <small>OBP: 0.357, SLG: 0.337</small> Mike Smith, R <small>OBP: 0.271, SLG: 0.316</small> 										2	0	0	0	0	2	0	
Inning Stats <small>R: 0, H: 1, E: 0, LOB: 1, K: 1, BB: 0, S: 9, P: 15</small>		<small>R: 0, H: 1, E: 0, LOB: 1, K: 1, BB: 0, S: 7, P: 11</small>	<small>R: 0, H: 0, E: 0, LOB: 0, K: 2, BB: 0, S: 10, P: 13</small>	<small>R: 0, H: 1, E: 0, LOB: 2, K: 1, BB: 1, S: 10, P: 21</small>	<small>R: 0, H: 0, E: 0, LOB: 0, K: 1, BB: 0, S: 6, P: 7</small>	<small>R: 2, H: 3, E: 0, LOB: 2, K: 3, BB: 1, S: 19, P: 32</small>	<small>R: 0, H: 0, E: 0, LOB: 0, K: 0, BB: 0, S: 4, P: 5</small>	<small>R: 1, H: 2, E: 0, LOB: 0, K: 0, BB: 0, S: 12, P: 20</small>	<small>R: 0, H: 0, E: 0, LOB: 0, K: 1, BB: 0, S: 8, P: 11</small>	<small>1B: 7, SF: 0, 2B: 1, SAC: 0, 3B: 0, DP: 1, HR: 0, HBP: 0</small>	<small>WP: 0, PA: 36, FB: 1, SB: 1, CS: 0</small>						
PITCHER Dwight Gooden, R <small>ERA: 3.03</small> Randy Myers, L <small>ERA: 1.41</small>	<small>IP: 8.0, WLS: W, BF: 33, H: 8, R: 3, ER: 3, SO: 9, BB: 2, IBB: 0, HBP: 0, BLK: 0, WP: 0, HR: 0, S: 77, P: 124, ERA: 3.38, WHIP: 1.250</small>																

Montreal Expos @ New York Mets
 Shea Stadium, Flushing, NY
 Sun Sep 18, 1988, 3:33 AM EDT
 Att. 45,255 - Overcast - 74 F

AB	34
R	3
H	8
RBI	2
BB	2
SO	10
LOB	10



Batter	1	2	3	4	5	6	7	8	9	AB	R	H	RBI	BB	SO	LOB	BOTTOM
Lenny Dykstra, L <small>OBP: 0.316, SLG: 0.384</small> 										3	1	0	0	1	0	0	
Wally Backman, S <small>OBP: 0.386, SLG: 0.338</small> 										3	1	1	0	1	0	0	
Gregg Jefferies, S <small>OBP: 0.407, SLG: 0.720</small> 										3	0	0	1	0	0	1	
Darryl Strawberry, L <small>OBP: 0.360, SLG: 0.528</small> 										3	2	1	1	1	0	0	
Kevin McReynolds, R <small>OBP: 0.330, SLG: 0.476</small> 										3	1	1	1	1	0	0	
Howard Johnson, S <small>OBP: 0.344, SLG: 0.436</small> Randy Myers, L <small>OBP: 0.250, SLG: 0.500</small> 										3	0	0	1	0	2	1	
Gary Carter, R <small>OBP: 0.304, SLG: 0.362</small> 										1	0	0	0	3	1	0	
Dave Magadan, L <small>OBP: 0.393, SLG: 0.332</small> 										4	0	1	1	0	0	3	
Dwight Gooden, R <small>OBP: 0.184, SLG: 0.212</small> Kevin Elster, R <small>OBP: 0.276, SLG: 0.314</small> 										3	0	0	0	0	0	2	
Inning Stats <small>R: 4, H: 3, E: 0, LOB: 2, K: 0, BB: 3, S: 14, P: 30</small>		<small>R: 0, H: 0, E: 0, LOB: 0, K: 0, BB: 0, S: 4, P: 6</small>	<small>R: 1, H: 1, E: 0, LOB: 1, K: 1, BB: 1, S: 14, P: 22</small>	<small>R: 0, H: 0, E: 0, LOB: 0, K: 0, BB: 0, S: 6, P: 7</small>	<small>R: 0, H: 0, E: 0, LOB: 0, K: 0, BB: 0, S: 6, P: 10</small>	<small>R: 0, H: 0, E: 0, LOB: 1, K: 1, BB: 1, S: 7, P: 10</small>	<small>R: 0, H: 0, E: 0, LOB: 1, K: 0, BB: 1, S: 8, P: 14</small>	<small>R: 0, H: 0, E: 0, LOB: 2, K: 1, BB: 2, S: 11, P: 22</small>	<small>1B: 2, SF: 2, 2B: 1, SAC: 0, 3B: 0, DP: 0, HR: 1, HBP: 0</small>	<small>WP: 0, PA: 35, FB: 0, SB: 1, CS: 0</small>							
PITCHER Pascual Perez, R <small>ERA: 2.56</small> Mike Smith, R <small>ERA: 1.29</small>	<small>IP: 6.0, WLS: L, BF: 26, H: 4, R: 5, ER: 5, SO: 2, BB: 4, IBB: 0, HBP: 0, BLK: 0, WP: 0, HR: 1, S: 51, P: 85, ERA: 7.50, WHIP: 1.333</small>																

Montreal Expos @ New York Mets
 Shea Stadium, Flushing, NY
 Sun Sep 18, 1988, 3:33 AM EDT
 Att. 45,255 - Overcast - 74 F

AB	26
R	5
H	4
RBI	5
BB	7
SO	3
LOB	7



Batter	1	2	3	4	5	6	7	8	9	10	11	AB	R	H	RBI	BB	SO	LOB	TOP								
Olis Nixon, S OBP: 0.298, SLG: 0.275 (1, 7)	1-2 4-3 1B 2B		0-0 4-3		1-3 K			1-1 B6		1-0 B3		5	1	1	0	0	1	1									
Dave Martinez, L OBP: 0.311, SLG: 0.344 (1, 8)	1-2 4-3 2-3		2-1 3-1		1-1 4-1			1-3 K		2-0 3-1		5	0	0	0	0	1	2									
Andres Gattarraga, R OBP: 0.352, SLG: 0.642 (1, 3)	2-0 G6-4-3 1B		2-3 K			1-0 FC4-6 1B		1-0 HR		1-3 K		5	1	3	2	0	2	0									
Hubie Brooks, R OBP: 0.318, SLG: 0.442 Rex Hudler, R OBP: 0.300, SLG: 0.418 Tracy Jones, R OBP: 0.355, SLG: 0.335 (1, 9)	2-0 G6-4-3 1-2f		2-2 1-3		2-2 HR	1-2 FC4-6 1-2f		2-1 CS 1B		0-2 4-3		4	0	1	0	0	0	2									
Tim Wallach, R OBP: 0.304, SLG: 0.400 (1, 5)		2-1 4-3 1B 2B		2-1 HR		1-1 E9 G1-6-3		1-0 CS	1-3 K		1-0 F8		5	2	2	1	0	1	1								
Tom Foley, L OBP: 0.314, SLG: 0.377 (1, 4)		2-1 4-3 2-3		2-0 F4		0-0 G1-6-3 1-2f			0-0 2B		3-1 G3		5	0	1	0	0	0	3								
Nelson Santovenia, R OBP: 0.286, SLG: 0.387 Wallace Johnson, S OBP: 0.276, SLG: 0.400 Wilfredo Tejada, R OBP: 0.251, SLG: 0.333 (1, 2)		3-3 K		1-1 F3			1-3 K		2-3 K			3	0	0	0	0	2	1									
Jeff Huson, L OBP: 0.533, SLG: 0.538 (1, 6)		2-0 1B		2-0 2B			1-0 3-1		4-0 IBB			3	0	2	1	1	0	0									
Dennis Martinez, R OBP: 0.293, SLG: 0.208 Graig Nettles, L OBP: 0.242, SLG: 0.247 Andy McGaffigan, R OBP: 0.417, SLG: 0.364 Tom O'Malley, L OBP: 0.417, SLG: 0.364 Tim Burke, R OBP: 0.417, SLG: 0.364 (1, 1)		1-3 K		1-3 K			2-3 K		3-2 F3			2	0	0	0	0	2	2									
Inning Stats	R: 1 E: 0 K: 2 S: 8	H: 2 LOB: 0 BB: 0 P: 14	R: 1 E: 0 K: 2 S: 13	H: 2 LOB: 1 BB: 0 P: 23	R: 0 E: 0 K: 1 S: 6	H: 0 LOB: 0 BB: 0 P: 10	R: 1 E: 0 K: 0 S: 8	H: 1 LOB: 0 BB: 0 P: 15	R: 0 E: 1 K: 2 S: 7	H: 1 LOB: 1 BB: 0 P: 10	R: 0 E: 0 K: 1 S: 9	H: 0 LOB: 0 BB: 0 P: 13	R: 1 E: 0 K: 1 S: 8	H: 2 LOB: 1 BB: 0 P: 14	R: 0 E: 0 K: 2 S: 10	H: 1 LOB: 2 BB: 1 P: 20	R: 0 E: 0 K: 1 S: 5	H: 0 LOB: 0 BB: 0 P: 9	R: 0 E: 0 K: 0 S: 6	H: 0 LOB: 0 BB: 0 P: 10	1B: 4 2B: 4 3B: 0 HR: 2	SF: 0 SAC: 0 DP: 2 HBP: 0	WP: 0 PB: 0 SB: 0 CS: 1	PA: 43			
PITCHER Rick Sutcliffe, R ERA: 3.71 (1, 1)	IP 11.0	WLS 7	BF 42	H 10	R 4	ER 4	SO 11	BB 0	IBB 1	HBP 0	BLK 0	WP 0	HR 2	S 89	P 152	ERA 3.71	WHIP 0.909										

Montreal Expos @ Chicago Cubs
Wrigley Field, Chicago, IL
Tue Sep 20 1988, 3:33 AM CDT
Sunny


AB	41
R	4
H	10
RBI	4
BB	1
SO	11
LOB	15



Batter	1	2	3	4	5	6	7	8	9	10	11	AB	R	H	RBI	BB	SO	LOB	BOTTOM								
Mitch Webster, S OBP: 0.338, SLG: 0.341 (1, 9)	2-1 2B 1B		1-2 2B 3B 1B		0-3 K		0-0 F5			3-1 F8		5	1	2	0	0	1	1									
23 Ryne Sandberg, R OBP: 0.325, SLG: 0.427 (1, 4)	3-3 K		3-1 BLK 3B		0-2 6-3		1-2 F9			0-3 K		5	1	1	1	0	2	1									
Mark Grace, L OBP: 0.359, SLG: 0.391 (1, 3)	2-3 K		4-2 2B BB		2-1 1-3		2-2 F8			1-2 L4		4	1	0	0	1	1	1									
Damon Berryhill, S OBP: 0.310, SLG: 0.416 (1, 2)	2-0 G3		0-1 2B		4-2 BLK BB			2-3 K			0-0 4-3		4	0	1	1	1	1									
Vance Law, R OBP: 0.349, SLG: 0.392 (1, 5)		2-3 K		0-3 K		0-3 K		0-0 4-3			0-0 6-3		5	0	0	0	0	3	2								
Gary Varsho, L OBP: 0.295, SLG: 0.317 (1, 7)		1-0 E6		3-1 1-3		0-2 F7		1-0 6-3			2-0 E4 1B		5	1	0	0	0	0									
Doug Dascenzo, S OBP: 0.383, SLG: 0.346 (1, 8)		0-0 G6-4-3 1-2f		2-1 G3		1-2 FC6-4 1B			0-0 F6		4-0 1B IBB		4	0	1	0	1	0	1								
Shawon Dunston, R OBP: 0.283, SLG: 0.352 Angel Salazar, R OBP: 0.283, SLG: 0.333 Andre Dawson, R OBP: 0.338, SLG: 0.496 (1, 6)			1-0 F9		3-2 2B 2B		1-1 FC6-4 1-2f		0-1 F7		4-0 1B IBB		3	1	1	0	0	0	1								
Rick Sutcliffe, L OBP: 0.232, SLG: 0.177 Jerry Mumphrey, S OBP: 0.232, SLG: 0.177 (1, 1)			0-0 F9		2-1 2B		1-2 6-3		2-1 3-1		2-2 1B		4	0	1	1	0	0	1								
Inning Stats	R: 0 E: 0 K: 2 S: 10	H: 1 LOB: 1 BB: 0 P: 19	R: 0 E: 1 K: 1 S: 8	H: 0 LOB: 0 BB: 0 P: 11	R: 3 E: 0 K: 1 S: 17	H: 3 LOB: 1 BB: 1 P: 25	R: 1 E: 0 K: 1 S: 15	H: 2 LOB: 1 BB: 0 P: 25	R: 0 E: 0 K: 1 S: 10	H: 0 LOB: 0 BB: 0 P: 14	R: 0 E: 0 K: 1 S: 12	H: 0 LOB: 0 BB: 0 P: 10	R: 0 E: 0 K: 1 S: 6	H: 0 LOB: 0 BB: 0 P: 9	R: 0 E: 0 K: 2 S: 5	H: 0 LOB: 0 BB: 0 P: 7	R: 0 E: 0 K: 1 S: 9	H: 0 LOB: 0 BB: 0 P: 13	R: 1 E: 1 K: 0 S: 6	H: 1 LOB: 3 BB: 2 P: 18	1B: 4 2B: 3 3B: 1 HR: 0	SF: 0 SAC: 0 DP: 1 HBP: 0	WP: 0 PB: 1 SB: 0 CS: 0	PA: 45			
PITCHER Dennis Martinez, R ERA: 2.51 Andy McGaffigan, R ERA: 2.92 Tim Burke, R ERA: 3.58 (1, 1)	IP 6.0	WLS 2	BF 27	H 7	R 4	ER 4	SO 6	BB 2	IBB 0	HBP 0	BLK 2	WP 0	HR 0	S 72	P 110	ERA 2.51	WHIP 1.500										

Montreal Expos @ Chicago Cubs
Wrigley Field, Chicago, IL
Tue Sep 20 1988, 3:33 AM CDT
Sunny


AB	41
R	5
H	8
RBI	4
BB	4
SO	8
LOB	9



Batter	1	2	3	4	5	6	7	8	9	AB R H RBI BB SO LOB	TOP											
Otis Nixon, S (1, 8) <small>OBP: 0.300, SLG: 0.277</small>										5 2 2 0 0 2 5	Montreal Expos @ Chicago Cubs Wrigley Field, Chicago, IL Tue Sep 20 1988, 7:05 PM CDT Att: 23,030 - Unknown											
Tracy Jones, R (1, 7) <small>OBP: 0.380, SLG: 0.360</small> Rex Hudler, R (9, 7) <small>OBP: 0.300, SLG: 0.418</small>										5 2 3 4 0 0 0 0 0 0 0 0 0 0												
Dave Martinez, L (1, 9) <small>OBP: 0.312, SLG: 0.350</small>										5 1 2 1 0 1 1												
Andres Galarraga, R (1, 3) <small>OBP: 0.352, SLG: 0.542</small>										5 0 2 1 0 2 1												
Tim Wallach, R (1, 5) <small>OBP: 0.303, SLG: 0.397</small>										4 0 0 0 0 0 0												
Tom Foley, L (1, 4) <small>OBP: 0.321, SLG: 0.382</small> Johnny Paredes, R (8, PR) <small>OBP: 0.282, SLG: 0.242</small> (8, 4)										3 2 3 0 1 0 0 1 0 0 0 0 0 2												
Mike Fitzgerald, R (1, 2) <small>OBP: 0.340, SLG: 0.397</small>										3 1 2 2 2 0 2												
Jeff Huson, L (1, 6) <small>OBP: 0.450, SLG: 0.444</small>										5 0 1 1 0 1 6												
Randy Johnson, R (1, 1) <small>OBP: 0.200, SLG: 0.200</small>										4 1 1 0 0 3 5												
Inning Stats	R: 0 E: 0 K: 2 S: 11	H: 1 LOB: 1 BB: 0 P: 18	R: 1 E: 0 K: 2 S: 15	H: 3 LOB: 2 BB: 0 P: 21	R: 0 E: 0 K: 1 S: 9	H: 1 LOB: 1 BB: 0 P: 17	R: 0 E: 0 K: 0 S: 13	H: 1 LOB: 0 BB: 1 P: 21	R: 1 E: 0 K: 1 S: 13	H: 2 LOB: 0 BB: 0 P: 19		R: 2 E: 0 K: 1 S: 12	H: 1 LOB: 0 BB: 1 P: 19	R: 3 E: 0 K: 0 S: 14	H: 3 LOB: 0 BB: 0 P: 21	R: 0 E: 0 K: 2 S: 12	H: 1 LOB: 3 BB: 1 P: 18	R: 2 E: 0 K: 0 S: 10	H: 3 LOB: 2 BB: 0 P: 16	1B: 11 2B: 2 3B: 1 HR: 2	SF: 0 SAC: 0 DP: 1 HBP: 1	WP: 1 PB: 0 SB: 1 CS: 1
PITCHER	IP WLS BF H R ER SO BB IBB HBP BLK WP HR S P ERA WHIP																					
Calvin Schiraldi, R (1, 1) <small>ERA: 4.54</small> Frank DiPino, L (7, 1) <small>ERA: 5.16</small> Mike Capel, R (8, 1) <small>ERA: 4.91</small>	6.0 L 29 12 7 7 7 2 0 0 0 0 0 2 80 124 10.50 2.333																					

Batter	1	2	3	4	5	6	7	8	9	AB R H RBI BB SO LOB	BOTTOM											
Rolando Roomes, R (1, 7) <small>OBP: 0.231, SLG: 0.231</small>										4 0 1 0 0 2 1	Montreal Expos @ Chicago Cubs Wrigley Field, Chicago, IL Tue Sep 20 1988, 7:05 PM CDT Att: 23,030 - Unknown											
23 Ryne Sandberg, R (1, 4) <small>OBP: 0.325, SLG: 0.426</small>										4 0 1 0 0 2 2												
Mitch Webster, S (1, 9) <small>OBP: 0.336, SLG: 0.338</small>										4 0 0 0 0 1 3												
Darrin Jackson, R (1, 8) <small>OBP: 0.276, SLG: 0.451</small>										4 1 2 0 0 1 0												
Dave Meier, R (1, 5) <small>OBP: 0.250, SLG: 0.250</small>										4 0 1 1 0 1 2												
Manny Trillo, R (1, 3) <small>OBP: 0.280, SLG: 0.297</small>										3 0 0 0 1 1 1												
Rick Wrona, R (1, 2) <small>OBP: 0.280, SLG: 0.297</small>										4 0 0 0 0 1 4												
Angel Salazar, R (1, 6) <small>OBP: 0.280, SLG: 0.327</small>										4 0 1 0 0 0 1												
Calvin Schiraldi, R (1, 1) <small>OBP: 0.123, SLG: 0.127</small> Frank DiPino, L (7, 1) <small>ERA: 5.16</small> Doug Descenzo, S (7, PH) <small>OBP: 0.377, SLG: 0.340</small> Mike Capel, R (8, 1) <small>ERA: 4.91</small> Jody Davis, R (9, PH) <small>OBP: 0.306, SLG: 0.335</small>										2 0 0 0 0 2 2 0 0 0 0 0 0 0 1 0 0 0 0 0 0 1 0 0 0 0 0 0												
Inning Stats	R: 0 E: 0 K: 1 S: 5	H: 0 LOB: 0 BB: 0 P: 9	R: 0 E: 0 K: 1 S: 9	H: 0 LOB: 0 BB: 0 P: 12	R: 0 E: 0 K: 3 S: 12	H: 0 LOB: 1 BB: 0 P: 16	R: 0 E: 0 K: 1 S: 17	H: 2 LOB: 3 BB: 1 P: 27	R: 0 E: 0 K: 2 S: 10	H: 2 LOB: 2 BB: 0 P: 13		R: 0 E: 0 K: 1 S: 5	H: 0 LOB: 0 BB: 0 P: 7	R: 0 E: 0 K: 0 S: 8	H: 0 LOB: 0 BB: 0 P: 14	R: 0 E: 0 K: 2 S: 12	H: 0 LOB: 0 BB: 0 P: 18	R: 1 E: 1 K: 0 S: 8	H: 2 LOB: 2 BB: 0 P: 14	1B: 5 2B: 1 3B: 0 HR: 0	SF: 0 SAC: 0 DP: 0 HBP: 0	WP: 1 PB: 0 SB: 2 CS: 0
PITCHER	IP WLS BF H R ER SO BB IBB HBP BLK WP HR S P ERA WHIP																					
Randy Johnson, L (1, 1) <small>ERA: 1.93</small>	9.0 W 36 6 1 1 1 11 1 0 0 0 1 0 86 130 1.00 0.778																					

AB	40
R	9
H	16
RBI	9
BB	3
SO	9
LOB	22



Batter	1	2	3	4	5	6	7	8	9	AB	R	H	RBI	BB	SO	LOB	TOP				
Tracy Jones, R OBP: 0.361, SLG: 0.365	1-1 6-3			0-1 F4		1-2 6-3		1-0 2B	0-0 BB SF7 1B	5	1	2	1	0	0	0					
Dave Martinez, L OBP: 0.311, SLG: 0.350	2-2 F7			2-0 E7 1B		0-1 2B		0-0 F9	3-3 S 1-2 K	5	1	1	0	0	1	4					
Wallace Johnson, S OBP: 0.376, SLG: 0.386 Jeff Parrett, R Tim Burke, R	3-2 4-3			1-1 F8		4-1 2B		2-1 1-3	4-0 SF7 BB IBB	3	0	0	0	2	0	2					
Hubie Brooks, R Joe Hesketh, R Andres Galarraga, R OBP: 0.354, SLG: 0.542	1-0 5-3			2-0 F9 2H 1B		0-1 F9		2-2 1-3	4-2 1-2 2-3 3-H BB	4	0	1	1	0	0	3					
Tom O'Malley, L OBP: 0.353, SLG: 0.333	0-0 F4			0-1 4-3				1-2 F7	2B 1B SF7	4	1	1	1	0	0	1					
Nelson Santovenia, R OBP: 0.285, SLG: 0.388	1-2 5-3					2-1 F9		1-3 K	1B E 2B 5-3	5	1	1	0	0	1	3					
Rex Hudler, R Tim Wallach, R Johnny Paredes, R OBP: 0.282, SLG: 0.242				3-1 F9		2-2 5-3		1-2 FC6 1B	2-2 E 2-3 3-H 1B	3	0	1	0	0	0	0					
Jeff Huson, L Tom Foley, L OBP: 0.320, SLG: 0.381				2-2 CS 1B		2-1 4-3		0-0 FC6 1-2	0-0 WP E6 2B	3	0	1	0	0	0	1					
John Dopson, L Ois Nixon, S Graig Nettles, L Luis Rivera, R OBP: 0.271, SLG: 0.316				0-3 K 1-2				2-3 K	2-2 WP 2B 1B 2B BB 2B	2	0	0	0	0	2	1					
Inning Stats	R: 0 E: 0 K: 0 S: 8	H: 0 LOB: 0 BB: 0 P: 14	R: 0 E: 0 K: 0 S: 5	H: 0 LOB: 0 BB: 0 P: 7	R: 0 E: 0 K: 1 S: 8	H: 1 LOB: 1 BB: 0 P: 13	R: 1 E: 1 K: 0 S: 8	H: 1 LOB: 1 BB: 0 P: 13	R: 0 E: 0 K: 1 S: 11	H: 1 LOB: 2 BB: 1 P: 18	R: 0 E: 0 K: 1 S: 10	H: 1 LOB: 1 BB: 0 P: 13	R: 1 E: 0 K: 0 S: 10	H: 2 LOB: 1 BB: 0 P: 17	R: 6 E: 1 K: 1 S: 26	H: 5 LOB: 2 BB: 2 P: 42	1B: 7 2B: 5 3B: 0 HR: 0	SF: 1 SAC: 0 DP: 1 HBP: 0	WP: 2 PB: 0 SB: 1 CS: 1	PA: 42	
PITCHER	IP WLS BF H R ER SO BB IBB HBP BLK WP HR S P ERA WHIP	IP WLS BF H R ER SO BB IBB HBP BLK WP HR S P ERA WHIP	IP WLS BF H R ER SO BB IBB HBP BLK WP HR S P ERA WHIP	IP WLS BF H R ER SO BB IBB HBP BLK WP HR S P ERA WHIP	IP WLS BF H R ER SO BB IBB HBP BLK WP HR S P ERA WHIP	IP WLS BF H R ER SO BB IBB HBP BLK WP HR S P ERA WHIP	IP WLS BF H R ER SO BB IBB HBP BLK WP HR S P ERA WHIP	IP WLS BF H R ER SO BB IBB HBP BLK WP HR S P ERA WHIP	IP WLS BF H R ER SO BB IBB HBP BLK WP HR S P ERA WHIP	IP WLS BF H R ER SO BB IBB HBP BLK WP HR S P ERA WHIP	IP WLS BF H R ER SO BB IBB HBP BLK WP HR S P ERA WHIP	IP WLS BF H R ER SO BB IBB HBP BLK WP HR S P ERA WHIP	IP WLS BF H R ER SO BB IBB HBP BLK WP HR S P ERA WHIP	IP WLS BF H R ER SO BB IBB HBP BLK WP HR S P ERA WHIP	IP WLS BF H R ER SO BB IBB HBP BLK WP HR S P ERA WHIP	IP WLS BF H R ER SO BB IBB HBP BLK WP HR S P ERA WHIP	IP WLS BF H R ER SO BB IBB HBP BLK WP HR S P ERA WHIP	IP WLS BF H R ER SO BB IBB HBP BLK WP HR S P ERA WHIP	IP WLS BF H R ER SO BB IBB HBP BLK WP HR S P ERA WHIP	IP WLS BF H R ER SO BB IBB HBP BLK WP HR S P ERA WHIP	IP WLS BF H R ER SO BB IBB HBP BLK WP HR S P ERA WHIP

Montreal Expos @ Chicago Cubs
Wrigley Field, Chicago, IL
Wed Sep 21 1988, 3:33 AM CDT
Att: 8,360 - Sunny

AB	38
R	8
H	11
RBI	7
BB	3
SO	4
LOB	16

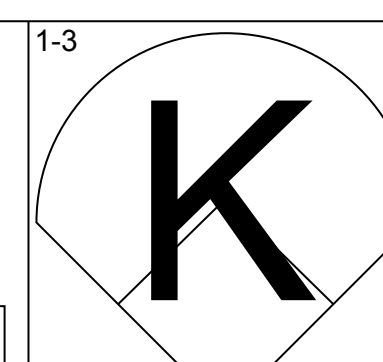
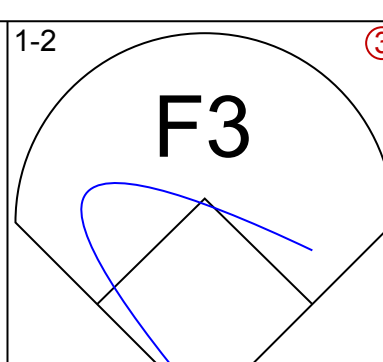
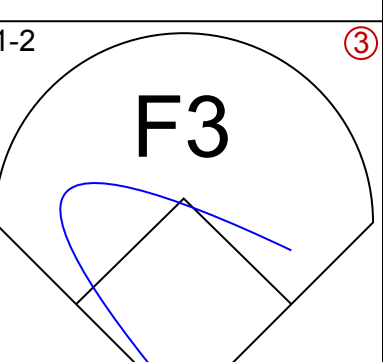
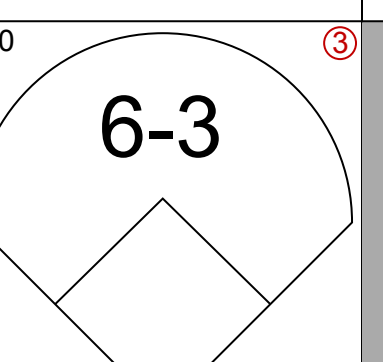
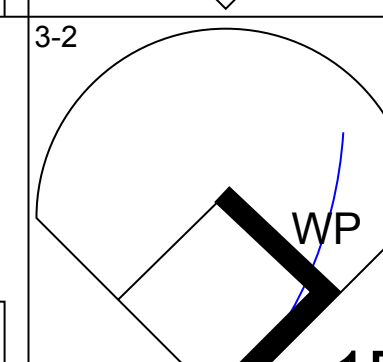
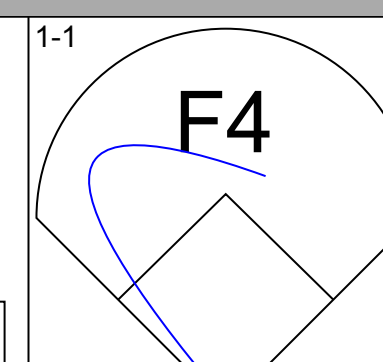
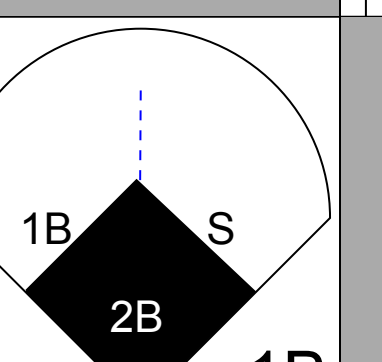
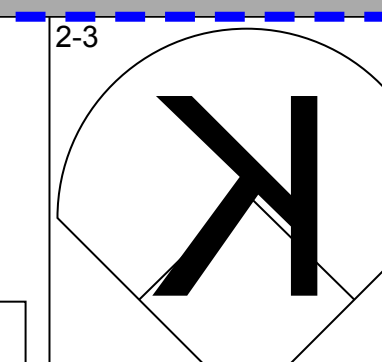
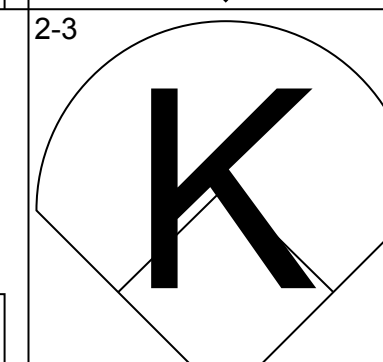
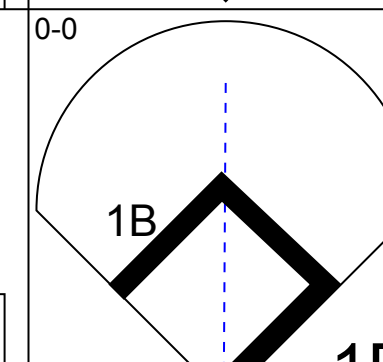
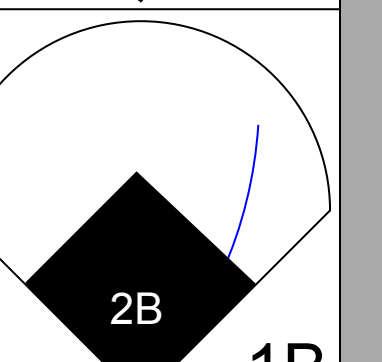
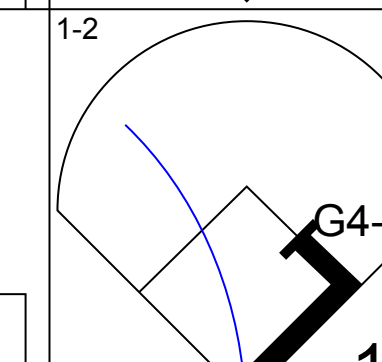
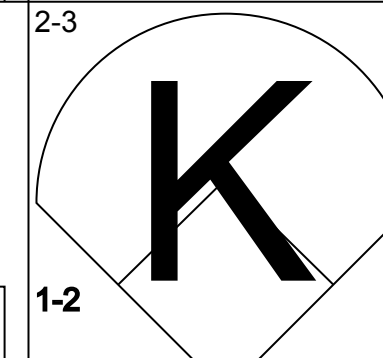
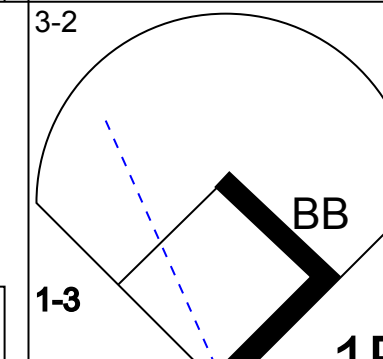
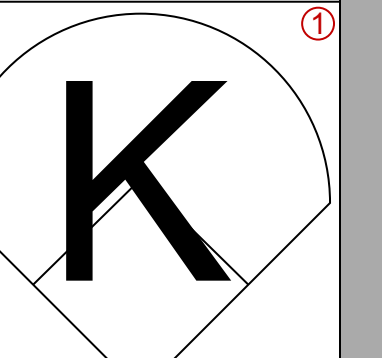
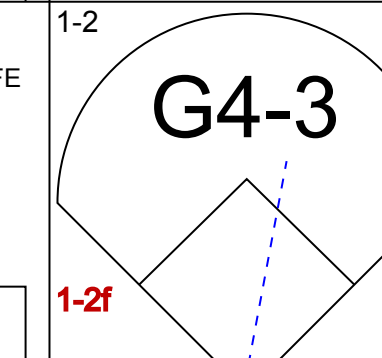
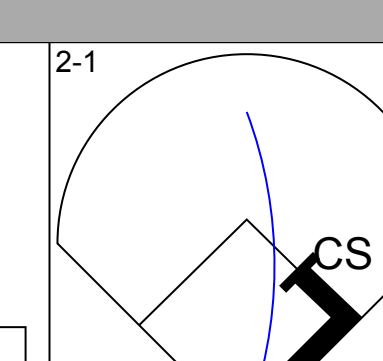
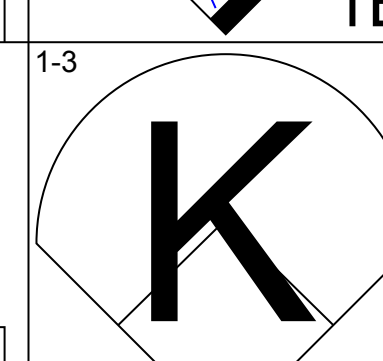
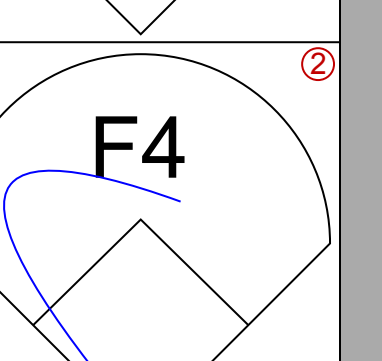
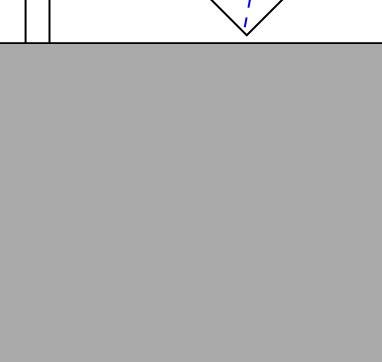

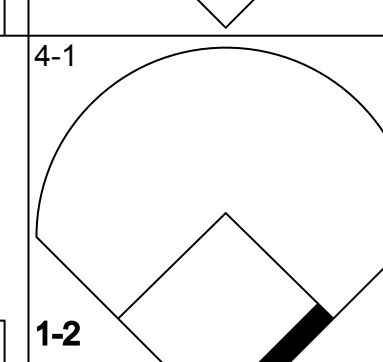
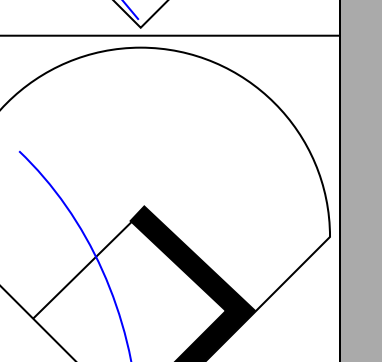


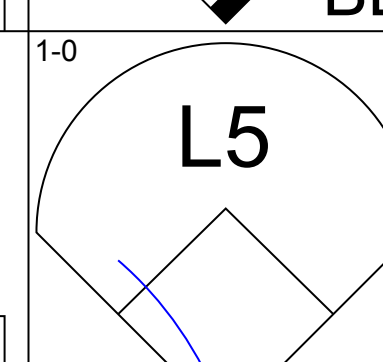
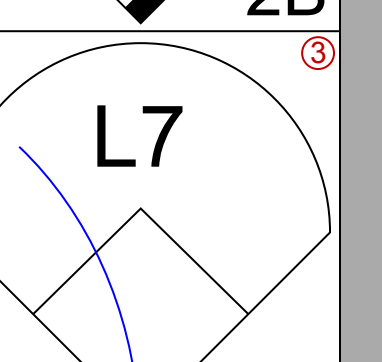

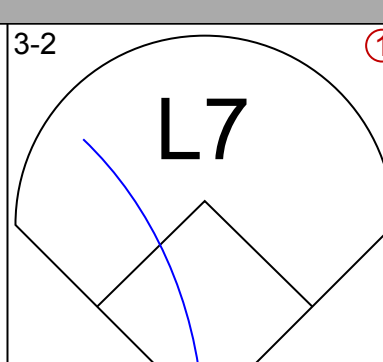
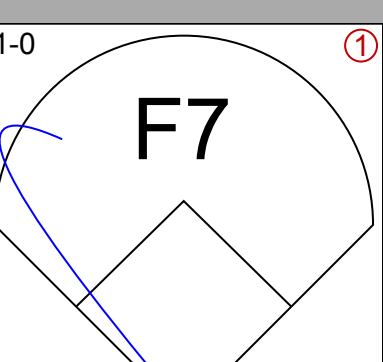
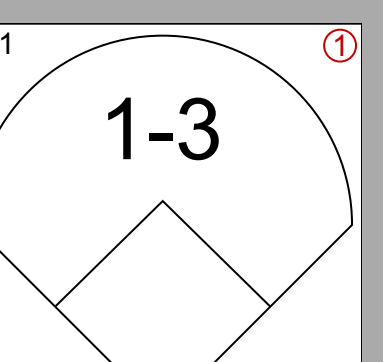

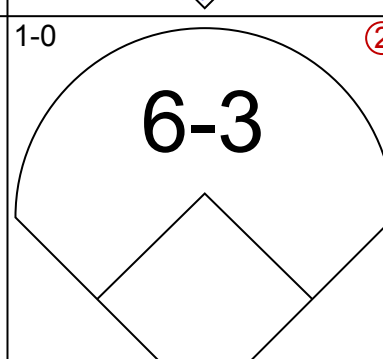
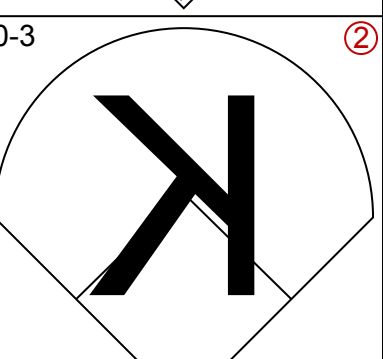
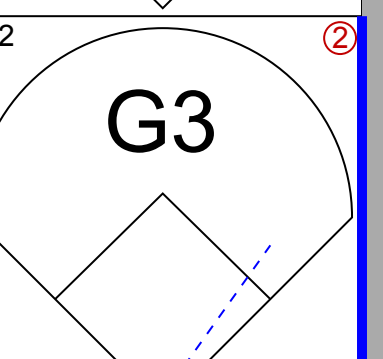



Batter	1	2	3	4	5	6	7	8	9	AB	R	H	RBI	BB	SO	LOB	BOTTOM				
Gary Varsho, L OBP: 0.303, SLG: 0.323	1-2 3-1 23 1B			0-0 G3		2-2 4-3		3-0 F8	1-0 1-2 1B	5	1	2	0	0	0	1					
23 Ryne Sandberg, R OBP: 0.325, SLG: 0.425	1-0 3-1 1B			1-2 F9				0-2 FC5	0-0 L7	5	2	2	0	0	0	3					
Mark Grace, L OBP: 0.361, SLG: 0.391	0-0 3-1			4-1 BB				2-2 1-3 HR 1B	4-1 F8 E BB 4-3	3	1	1	0	2	0	4					
Damon Berryhill, S OBP: 0.306, SLG: 0.410	2-3 K			0-0 F8				0-3 K	1-2 E5 FC5-4	4	0	0	0	0	2	6					
Vance Law, R OBP: 0.350, SLG: 0.398	0-0 2H 3H 1B			0-0 F9				2-1 1-H 3-H HR	1-2 F8	4	1	2	5	0	0	2					
Doug Dasencenzo, S OBP: 0.354, SLG: 0.316	0-0 5-3			0-1 4-3				1-1 4-3	0-3 K	4	0	0	0	0	1	3					
Darrin Jackson, R OBP: 0.270, SLG: 0.441				0-2 F9				0-3 K	0-0 FC5-4	4	0	0	0	0	2	2					
Angel Salazar, R OBP: 0.283, SLG: 0.327 Andre Dawson, R OBP: 0.338, SLG: 0.496 Rick Wrona, R				1-3 K				0-0 5-3	1-2 23 FC5 SH5-4 1B	3	0	1	0	0	1	0					
Mike Harkey, R Jeff Pico, R Rich Gossage, R Frank DiPino, L Scott Sanderson, R Jerry Mumphrey, S OBP: 0.225, SLG: 0.175				1-3 K				0-3 K	2-1 F6	2	0	0	0	0	2	0					
Inning Stats	R: 2 E: 0 K: 1 S: 10	H: 3 LOB: 1 BB: 0 P: 14	R: 0 E: 0 K: 3 S: 9	H: 0 LOB: 0 BB: 0 P: 13	R: 0 E: 0 K: 0 S: 6	H: 0 LOB: 1 BB: 1 P: 11	R: 0 E: 0 K: 0 S: 6	H: 0 LOB: 0 BB: 0 P: 6	R: 0 E: 0 K: 1 S: 7	H: 1 LOB: 1 BB: 0 P: 12	R: 0 E: 1 K: 1 S: 13	H: 0 LOB: 2 BB: 1 P: 19	R: 0 E: 0 K: 0 S: 8	H: 2 LOB: 2 BB: 0 P: 13	1B: 8 2B: 0 3B: 0 HR: 1	SF: 0 SAC: 1 DP: 0 HBP: 0	WP: 0 PB: 0 SB: 0 CS: 0	PA: 39			
PITCHER	IP WLS BF H R ER SO BB IBB HBP BLK WP HR S P ERA WHIP	IP WLS BF H R ER SO BB IBB HBP BLK WP HR S P ERA WHIP	IP WLS BF H R ER SO BB IBB HBP BLK WP HR S P ERA WHIP	IP WLS BF H R ER SO BB IBB HBP BLK WP HR S P ERA WHIP	IP WLS BF H R ER SO BB IBB HBP BLK WP HR S P ERA WHIP	IP WLS BF H R ER SO BB IBB HBP BLK WP HR S P ERA WHIP	IP WLS BF H R ER SO BB IBB HBP BLK WP HR S P ERA WHIP	IP WLS BF H R ER SO BB IBB HBP BLK WP HR S P ERA WHIP	IP WLS BF H R ER SO BB IBB HBP BLK WP HR S P ERA WHIP	IP WLS BF H R ER SO BB IBB HBP BLK WP HR S P ERA WHIP	IP WLS BF H R ER SO BB IBB HBP BLK WP HR S P ERA WHIP	IP WLS BF H R ER SO BB IBB HBP BLK WP HR S P ERA WHIP	IP WLS BF H R ER SO BB IBB HBP BLK WP HR S P ERA WHIP	IP WLS BF H R ER SO BB IBB HBP BLK WP HR S P ERA WHIP	IP WLS BF H R ER SO BB IBB HBP BLK WP HR S P ERA WHIP	IP WLS BF H R ER SO BB IBB HBP BLK WP HR S P ERA WHIP	IP WLS BF H R ER SO BB IBB HBP BLK WP HR S P ERA WHIP	IP WLS BF H R ER SO BB IBB HBP BLK WP HR S P ERA WHIP	IP WLS BF H R ER SO BB IBB HBP BLK WP HR S P ERA WHIP	IP WLS BF H R ER SO BB IBB HBP BLK WP HR S P ERA WHIP	IP WLS BF H R ER SO BB IBB HBP BLK WP HR S P ERA WHIP

Montreal Expos @ Chicago Cubs
Wrigley Field, Chicago, IL
Wed Sep 21 1988, 3:33 AM CDT
Att: 8,360 - Sunny

AB	36
R	5
H	9
RBI	5
BB	2
SO	8
LOB	22

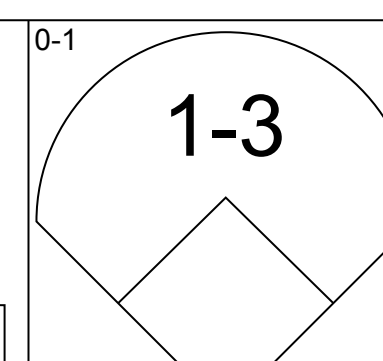
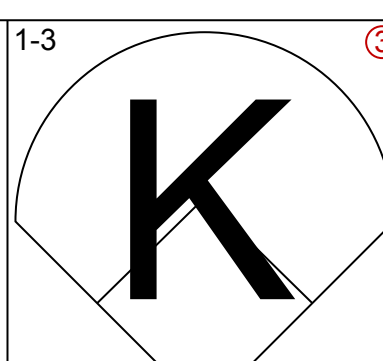
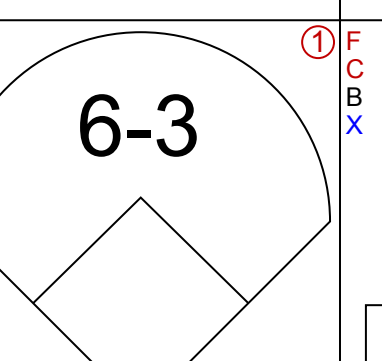
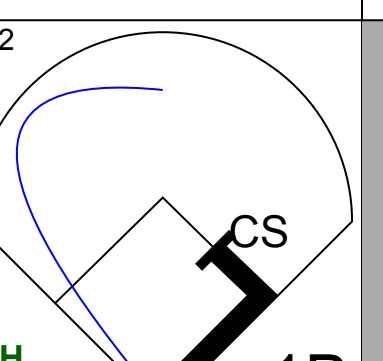
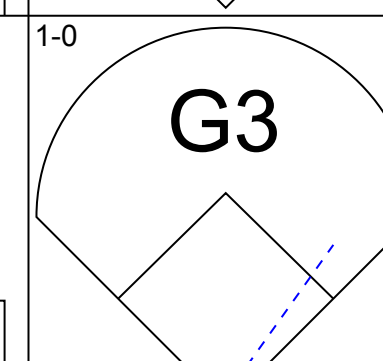

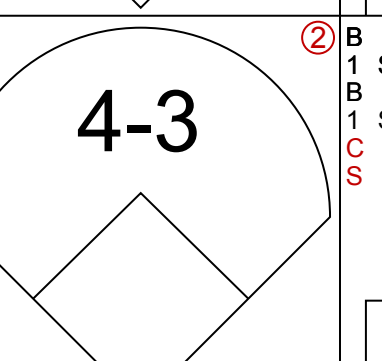
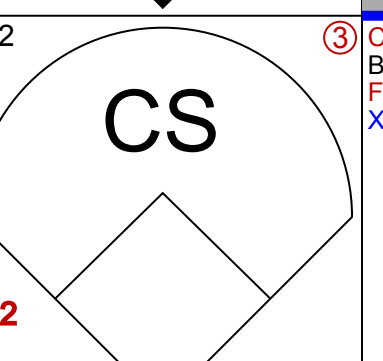
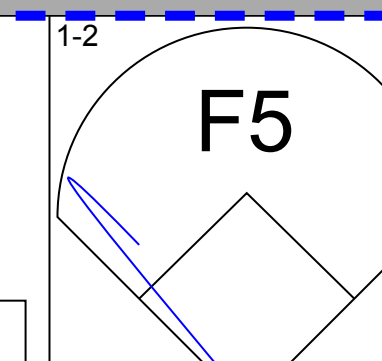
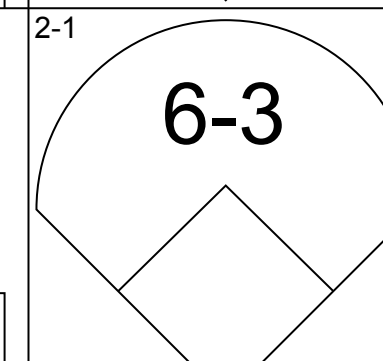
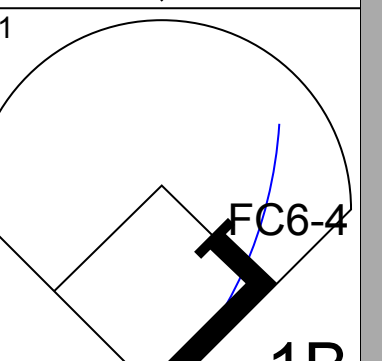
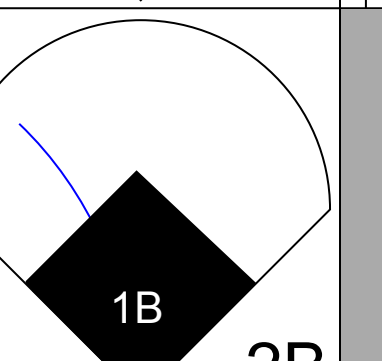
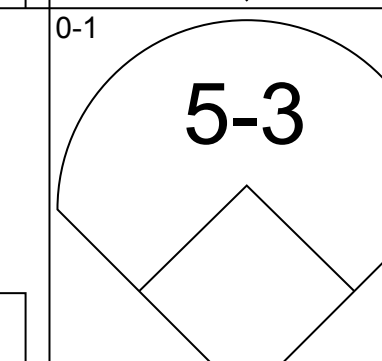
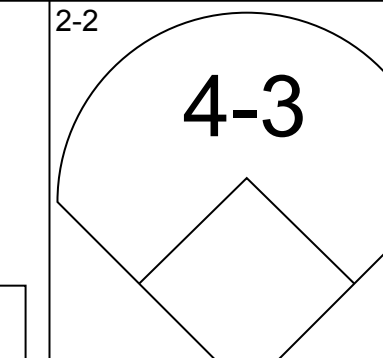
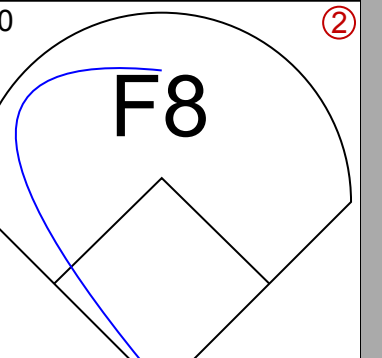
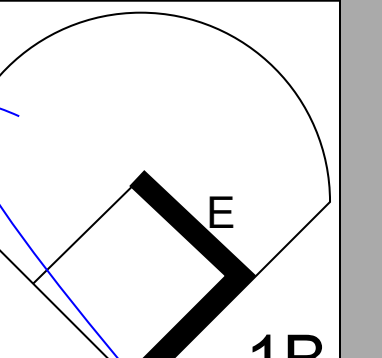

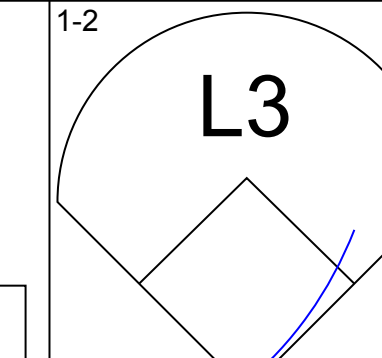

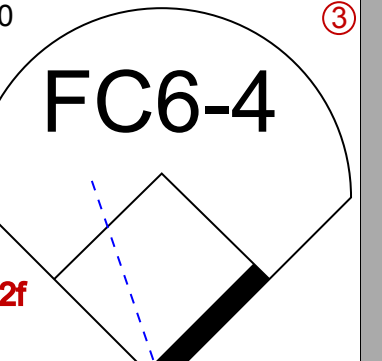
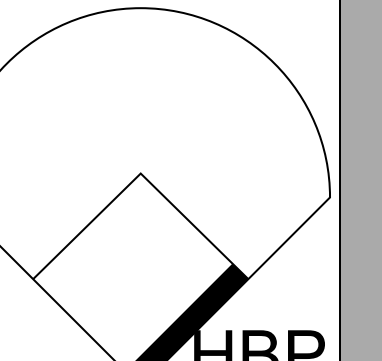


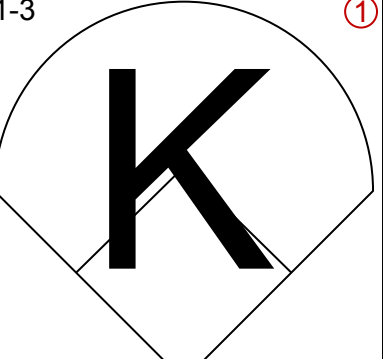
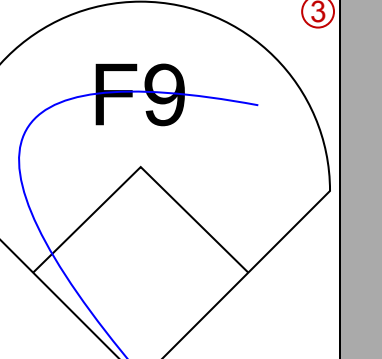

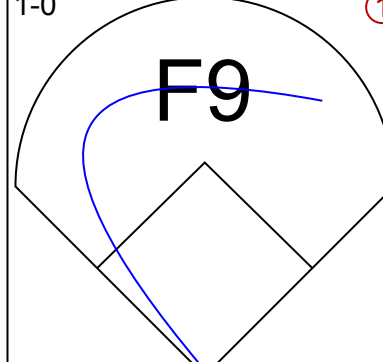
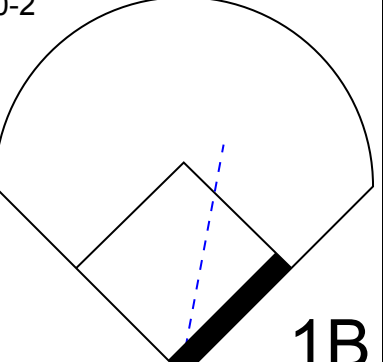
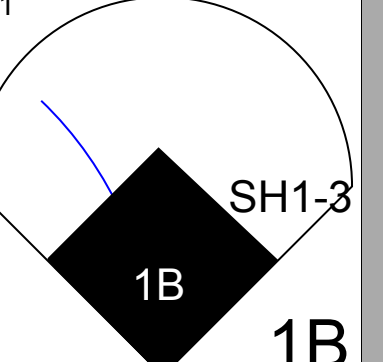










Batter	1	2	3	4	5	6	7	8	9	AB	R	H	RBI	BB	SO	LOB	TOP							
Tracy Jones, R OBP: 0.355, SLG: 0.359 (1, 7)										4	0	0	0	0	1	0								
Dave Martinez, L OBP: 0.312, SLG: 0.352 (1, 8) (8, 9)	 1B					 2B				4	1	2	0	0	1	0								
Andres Calarraga, R OBP: 0.356, SLG: 0.544 (1, 3)				 1B		 1B		 1B		4	1	3	0	0	1	1								
Hubie Brooks, R OBP: 0.317, SLG: 0.440 Jeff Parrett, R Tim Burke, R (1, 9) (8, 1) (9, 1)				 1B				 1-2		4	0	1	0	0	2	4								
Tim Wallach, R OBP: 0.305, SLG: 0.400 Rex Hudler, R OBP: 0.301, SLG: 0.417 (1, 5) (9, PR) (9, 4)		 1B						 FC6		4	0	2	0	0	1	4								
Tom Foley, L OBP: 0.322, SLG: 0.384 (1, 4) (9, 5)				 1-2		 1-H 3-H				3	0	1	2	1	1	2								
Nelson Santovenia, R OBP: 0.282, SLG: 0.364 Graig Nettles, L OBP: 0.247, SLG: 0.264 Johnny Pinedes, R OBP: 0.282, SLG: 0.242 Mike Fitzgerald, R OBP: 0.340, SLG: 0.397 (1, 2) (9, PH) (9, PR) (9, 2)								 FC4		3	0	0	0	0	1	4								
Jeff Huson, L OBP: 0.370, SLG: 0.360 (1, 6)									 1-2	4	0	0	0	0	0	2								
Bryn Smith, R OBP: 0.143, SLG: 0.130 Tom O'Malley, L OBP: 0.333, SLG: 0.313 Andy McGaffigan, R Otis Nixon, S OBP: 0.302, SLG: 0.279 (1, 1) (7, PH) (7, 1) (8, 8)										2	0	0	0	0	1	0								
Inning Stats	R: 0 E: 0 K: 3 S: 17	H: 1 LOB: 1 BB: 0 P: 25	R: 0 E: 0 K: 2 S: 12	H: 1 LOB: 0 BB: 0 P: 17	R: 0 E: 0 K: 0 S: 8	H: 0 LOB: 0 BB: 0 P: 13	R: 0 E: 0 K: 1 S: 11	H: 2 LOB: 3 BB: 1 P: 21	R: 0 E: 0 K: 1 S: 9	H: 0 LOB: 0 BB: 0 P: 11	R: 2 E: 0 K: 1 S: 17	H: 3 LOB: 1 BB: 0 P: 24	R: 0 E: 0 K: 0 S: 8	H: 0 LOB: 0 BB: 0 P: 12	R: 0 E: 0 K: 1 S: 10	H: 1 LOB: 0 BB: 0 P: 14	R: 1 E: 0 K: 0 S: 12	H: 1 LOB: 2 BB: 0 P: 17	1B: 7 2B: 2 3B: 0 HR: 0	SF: 0 SAC: 0 DP: 1 HBP: 0	WP: 1 PB: 0 SB: 1 CS: 1	PA: 36		
PITCHER	IP WLS BF H R ER SO BB IBB HBP BLK WP HR S P ERA WHIP	7.0 L 8 2 1 1 1 0 0 0 0 0 0 0 22 31 4.50 1.000																						

Montreal Expos @ Philadelphia Phillies
Veterans Stadium, Philadelphia, PA
Fri Sep 23 1988, 7:05 PM EDT
Att: 13,386 - Unknown - 74 F

AB	35
R	3
H	9
RBI	3
BB	1
SO	9
LOB	20



Batter	1	2	3	4	5	6	7	8	9	AB	R	H	RBI	BB	SO	LOB	BOTTOM						
Phil Bradley, R OBP: 0.341, SLG: 0.396 (1, 7)							 1B			4	0	1	1	0	1	1							
Ron Jones, L OBP: 0.306, SLG: 0.589 (1, 9)							 1-2			4	0	0	0	0	1	0							
Ricky Jordan, R OBP: 0.327, SLG: 0.498 (1, 3)				 1B		 1B				4	1	2	0	0	0	0							
Von Hayes, L OBP: 0.350, SLG: 0.412 (1, 8)						 2H	 E			4	0	1	1	0	0	1							
Juan Samuel, R OBP: 0.296, SLG: 0.372 (1, 4)				 1-2				 BB		2	0	0	0	1	0	1							
Lance Parrish, R OBP: 0.298, SLG: 0.381 (1, 2)										4	0	0	0	0	2	3							
Chris James, R OBP: 0.281, SLG: 0.374 (1, 5)							 1B			4	1	2	0	0	0	1							
Steve Jeltz, S OBP: 0.294, SLG: 0.234 Greg Gross, L OBP: 0.231, SLG: 0.203 (1, 6) (9, PH)						 1-2				2	0	1	0	0	1	1							
Kevin Gross, R OBP: 0.211, SLG: 0.192 Keith Miller, S OBP: 0.235, SLG: 0.234 Kent Tekulve, R (1, 1) (7, PH) (8, 1)										2	0	0	0	0	1	2							
Inning Stats	R: 0 E: 0 K: 0 S: 5	H: 0 LOB: 0 BB: 0 P: 8	R: 0 E: 0 K: 1 S: 10	H: 0 LOB: 0 BB: 0 P: 14	R: 0 E: 0 K: 2 S: 10	H: 1 LOB: 1 BB: 0 P: 14	R: 0 E: 0 K: 1 S: 9	H: 1 LOB: 1 BB: 0 P: 11	R: 0 E: 0 K: 2 S: 12	H: 1 LOB: 1 BB: 0 P: 15	R: 1 E: 1 K: 0 S: 14	H: 2 LOB: 2 BB: 0 P: 20	R: 1 E: 0 K: 0 S: 15	H: 2 LOB: 0 BB: 0 P: 23	R: 0 E: 0 K: 0 S: 8	H: 0 LOB: 0 BB: 0 P: 10	R: 0 E: 0 K: 0 S: 4	H: 0 LOB: 1 BB: 1 P: 10	1B: 6 2B: 1 3B: 0 HR: 0	SF: 0 SAC: 1 DP: 0 HBP: 1	WP: 1 PB: 0 SB: 0 CS: 1	PA: 36	
PITCHER	IP WLS BF H R ER SO BB IBB HBP BLK WP HR S P ERA WHIP	6.0 L 24 5 1 1 0 0 0 0 0 0 0 0 15 23 9.00 2.000																					

Montreal Expos @ Philadelphia Phillies
Veterans Stadium, Philadelphia, PA
Fri Sep 23 1988, 7:05 PM EDT
Att: 13,386 - Unknown - 74 F

AB	32
R	2
H	7
RBI	2
BB	1
SO	6
LOB	12



Batter	1	2	3	4	5	6	7	8	9	AB	R	H	RBI	BB	SO	LOB	TOP																		
Otis Nixon, S <small>OBP: 0.308, SLG: 0.287</small> (1, 8)										5	0	2	0	0	1	3																			
Rex Hudler, R <small>OBP: 0.300, SLG: 0.413</small> (1, 4)										4	0	1	0	0	0	3																			
Wallace Johnson, S <small>OBP: 0.384, SLG: 0.386</small> (8, PH)										0	1	0	0	1	0	0																			
Jeff Huson, L <small>OBP: 0.370, SLG: 0.360</small> (8, 6)										0	0	0	0	0	0	0																			
Andres Galarraga, R <small>OBP: 0.355, SLG: 0.541</small> (1, 3)										5	0	2	0	0	0	3																			
Hubie Brooks, R <small>OBP: 0.322, SLG: 0.455</small> (1, 9)										4	2	3	3	1	1	1																			
Tim Wallach, R <small>OBP: 0.303, SLG: 0.397</small> (1, 5)										5	0	0	0	0	2	6																			
Mike Fitzgerald, R <small>OBP: 0.344, SLG: 0.390</small> (1, 7)										3	1	1	0	2	0	5																			
Joe Hesketh, R (8, 1)										0	0	0	0	0	0	0																			
Nelson Santovenia, R <small>OBP: 0.294, SLG: 0.390</small> (1, 2)										3	0	0	0	2	1	2																			
Luis Rivera, R <small>OBP: 0.270, SLG: 0.317</small> (1, 6)										3	1	1	0	0	0	3																			
Tom Foley, L <small>OBP: 0.319, SLG: 0.379</small> (7, PH)										2	0	0	0	0	1	1																			
Dennis Martinez, R <small>OBP: 0.213, SLG: 0.218</small> (3, 1)										1	0	1	0	0	0	0																			
Tracy Jones, R <small>OBP: 0.285, SLG: 0.371</small> (5, PH)										1	0	0	2	0	0	0																			
Jeff Parrett, R (5, 1)										0	0	0	0	0	0	0																			
Graig Nettles, L <small>OBP: 0.299, SLG: 0.359</small> (7, PH)										1	0	0	0	0	0	1																			
Andy McGaffigan, R <small>OBP: 0.276, SLG: 0.353</small> (7, 1)										0	0	0	0	0	0	0																			
Dave Martinez, L (8, 7)										1	0	0	0	0	1	0																			
Inning Stats	R: 0 E: 0 K: 1 S: 10	H: 2 LOB: 3 BB: 1 P: 21	R: 0 E: 0 K: 0 S: 11	H: 1 LOB: 2 BB: 1 P: 18	R: 1 E: 0 K: 0 S: 11	H: 2 LOB: 2 BB: 1 P: 22	R: 0 E: 0 K: 1 S: 9	H: 1 LOB: 1 BB: 0 P: 14	R: 3 E: 0 K: 0 S: 14	H: 3 LOB: 1 BB: 1 P: 24	R: 0 E: 0 K: 1 S: 10	H: 1 LOB: 1 BB: 0 P: 15	R: 0 E: 0 K: 0 S: 11	H: 0 LOB: 1 BB: 1 P: 21	R: 1 E: 0 K: 2 S: 17	H: 2 LOB: 2 BB: 1 P: 30	R: 0 E: 0 K: 3 S: 10	H: 0 LOB: 0 BB: 0 P: 14	1B: 7 2B: 2 3B: 1 HR: 2	SF: 0 SAC: 0 DP: 0 HBP: 0	WP: 0 PB: 0 SB: 2 CS: 0	PA: 45													
PITCHER	IP WLS BF H R ER SO BB IBB HBP BLK WP HR S P ERA WHIP																																		
Shane Rawley, L <small>ERA: 4.18</small> (1, 1)	5.0	W	28	9	4	4	2	4	0	0	0	0	0	0	2	55	99	7.20	2.600																
Mike Maddux, R <small>ERA: 3.95</small> (6, 1)	2.1		11	2	1	1	2	2	0	0	0	0	0	0	0	29	50	3.86	1.714																
Steve Bedrosian, R <small>ERA: 3.8</small> (8, 1)	1.2	S	6	1	0	0	4	0	0	0	0	0	0	0	0	19	30	0.00	0.600																

Montreal Expos @ Philadelphia Phillies
 Veterans Stadium, Philadelphia, PA
 Sun Sep 25 1988, 3:33 AM EDT
 Att: 20,188 - Cloudy - 65 F

AB 39
R 5
H 12
RBI 5
BB 6
SO 8
LOB 28



Batter	1	2	3	4	5	6	7	8	9	AB	R	H	RBI	BB	SO	LOB	BOTTOM																	
Phil Bradley, R <small>OBP: 0.343, SLG: 0.400</small> (1, 7)										5	1	4	1	0	0	0																		
Juan Samuel, R <small>OBP: 0.294, SLG: 0.369</small> (1, 4)										5	0	1	0	0	1	4																		
Von Hayes, L <small>OBP: 0.351, SLG: 0.409</small> (1, 8)										4	2	1	0	1	0	3																		
Ricky Jordan, R <small>OBP: 0.333, SLG: 0.510</small> (1, 3)										4	2	3	3	1	0	2																		
Ron Jones, L <small>OBP: 0.295, SLG: 0.559</small> (1, 9)										5	0	1	1	0	1	5																		
Chris James, R <small>OBP: 0.280, SLG: 0.373</small> (1, 5)										4	1	1	1	0	0	1																		
John Russell, R <small>OBP: 0.289, SLG: 0.366</small> (1, 2)										2	1	1	1	1	0	1																		
Steve Jeltz, S <small>OBP: 0.295, SLG: 0.235</small> (1, 6)										1	0	1	1	0	0	0																		
Shane Turner, L <small>OBP: 0.276, SLG: 0.161</small> (4, 6)										2	1	0	0	1	1	1																		
Shane Rawley, R <small>OBP: 0.121, SLG: 0.140</small> (1, 1)										1	0	0	0	0	0	2																		
Tom Barrett, S <small>OBP: 0.293, SLG: 0.200</small> (5, PH)										1	0	0	0	0	1	0																		
Mike Maddux, L <small>OBP: 0.174, SLG: 0.182</small> (6, 1)										1	0	0	0	0	1	1																		
Steve Bedrosian, R (8, 1)										0	0	0	0	0	0	0																		
Inning Stats	R: 4 E: 0 K: 0 S: 15	H: 5 LOB: 2 BB: 0 P: 20	R: 0 E: 1 K: 0 S: 11	H: 1 LOB: 2 BB: 0 P: 16	R: 2 E: 0 K: 0 S: 10	H: 2 LOB: 1 BB: 1 P: 20	R: 2 E: 0 K: 0 S: 11	H: 2 LOB: 0 BB: 1 P: 19	R: 0 E: 0 K: 1 S: 9	H: 0 LOB: 0 BB: 0 P: 12	R: 0 E: 0 K: 0 S: 14	H: 2 LOB: 1 BB: 0 P: 20	R: 0 E: 0 K: 2 S: 9	H: 0 LOB: 1 BB: 1 P: 19	R: 0 E: 1 K: 2 S: 9	H: 1 LOB: 2 BB: 1 P: 19	1B: 9 2B: 2 3B: 0 HR: 2	SF: 0 SAC: 1 DP: 1 HBP: 1	WP: 1 PB: 0 SB: 1 CS: 1	PA: 41														
PITCHER	IP WLS BF H R ER SO BB IBB HBP BLK WP HR S P ERA WHIP																																	
Dennis Martinez, R <small>ERA: 2.72</small> (1, 1)	2.1	L	17	7	6	6	0	1	0	0	0	0	0	0	15	26	10.80	2.400																
Mike Smith, R <small>ERA: 3.12</small> (3, 1)	1.2		8	3	2	2	0	1	0	0	0	0	0	0	23	32	0.00	1.000																
Jeff Parrett, R <small>ERA: 2.63</small> (5, 1)	2.0		7	2	0	0	1	0	0	0	0	0	0	0	13	26	0.00	1.500																
Andy McGaffigan, R <small>ERA: 2.94</small> (7, 1)	1.1		6	1	0	0	3	1	0	0	0	0	0	0	5	12	0.00	0.000																
Joe Hesketh, L <small>ERA: 2.77</small> (8, 1)	0.2		3	0	0	0	1	0	1	0	0	0	0	0	5	12	0.00	0.000																

Montreal Expos @ Philadelphia Phillies
 Veterans Stadium, Philadelphia, PA
 Sun Sep 25 1988, 3:33 AM EDT
 Att: 20,188 - Cloudy - 65 F

AB 35
R 8
H 13
RBI 8
BB 4
SO 5
LOB 20



Batter	1	2	3	4	5	6	7	8	9	AB	R	H	RBI	BB	SO	LOB	TOP					
Mitch Webster, S (1,7) OBP: 0.333, SLG: 0.341	G3		F4		F9			K		4	0	0	0	0	1	0						
23 Ryne Sandberg, R (1,4) OBP: 0.323, SLG: 0.417	K		5-3			WP 6-4-3 1B		K		4	0	1	0	0	2	0						
Mark Grace, L (1,3) OBP: 0.368, SLG: 0.490										3	0	0	0	1	1	1						
Rolando Roomes, R (8, PR) OBP: 0.200, SLG: 0.200	K					6-4-3		BB 1B		0	0	0	0	0	0	0						
Manny Trillo, R (8, 3) OBP: 0.280, SLG: 0.297								BB 1B		0	0	0	0	0	0	0						
Andre Dawson, R (1,9) OBP: 0.340, SLG: 0.494								BB		2	1	2	0	2	0	0						
Vance Law, R (1,5) OBP: 0.354, SLG: 0.399								BB		2	0	0	0	2	0	3						
Darin Jackson, R (1,8) OBP: 0.275, SLG: 0.448								BB		3	1	1	1	0	0	3						
Rafael Palmeiro, L (8, PH) OBP: 0.349, SLG: 0.427								BB		1	0	0	0	0	0	3						
Damon Berryhill, S (1,2) OBP: 0.296, SLG: 0.395								BB		4	0	0	0	0	0	3						
Shawon Dunston, R (1,6) OBP: 0.267, SLG: 0.352								BB		4	0	0	1	0	0	1						
Mike Harkey, R (1,1) OBP: 0.091, SLG: 0.091								BB		2	0	0	0	0	2	1						
Doug Descenzo, S (7, PH) OBP: 0.321, SLG: 0.275								BB		1	0	0	0	0	0	0						
Frank DiPino, L (7, 1) OBP: 0.274, SLG: 0.296								BB		0	0	0	0	0	0	0						
Gary Varsho, L (8, PH) OBP: 0.274, SLG: 0.296								BB		1	0	0	0	0	0	0						
Inning Stats	R: 0 E: 0 K: 2 S: 9	H: 0 LOB: 0 BB: 10	R: 2 E: 0 K: 1 S: 12	H: 1 LOB: 1 BB: 25	R: 0 E: 0 K: 0 S: 5	H: 0 LOB: 0 BB: 0 P: 7	R: 0 E: 0 K: 0 S: 12	H: 1 LOB: 1 BB: 0 P: 15	R: 0 E: 0 K: 1 S: 5	H: 0 LOB: 0 BB: 0 P: 5	R: 0 E: 0 K: 0 S: 7	H: 1 LOB: 2 BB: 0 P: 15	R: 0 E: 0 K: 0 S: 7	H: 0 LOB: 0 BB: 0 P: 11	R: 0 E: 0 K: 2 S: 12	H: 1 LOB: 3 BB: 23	R: 0 E: 0 K: 0 S: 5	H: 0 LOB: 0 BB: 5	1B: 2 2B: 2 3B: 0 HR: 0	SF: 0 SAC: 0 DP: 0 HBP: 0	WP: 2 PB: 0 SB: 0 CS: 0	PA: 36
PITCHER	IP WLS BF H R ER SO BB IBB HBP BLK WP HR S P ERA WHIP																					
Randy Johnson, L (1,1) ERA: 2.25	6.0 W 24 3 2 2 4 3 0 0 0 0 2 0 50 77 3.00 1.000																					
Andy McGaffigan, R (7,1) ERA: 2.89	1.2 7 1 0 0 2 1 0 0 0 0 0 0 16 26 0.00 1.200																					
Tim Burke, R (8,1) ERA: 3.46	1.1 S 5 0 0 0 0 1 0 0 0 0 0 0 8 13 0.00 0.750																					

Chicago Cubs @ Montreal Expos
Olympic Stadium, Montreal, QB
Mon Sep 26 1988, 7:05 PM EDT
Att: 6,577 - Dome - 70 F

AB	31
R	2
H	4
RBI	2
BB	5
SO	6
LOB	15



Batter	1	2	3	4	5	6	7	8	9	AB	R	H	RBI	BB	SO	LOB	BOTTOM			
Otis Nixon, S (1,7) OBP: 0.308, SLG: 0.288	F6		K							3	1	1	0	0	1	0				
Tom O'Malley, L (6, PH) OBP: 0.368, SLG: 0.313										0	0	0	0	1	0	0				
Rex Hudler, R (6, PR) OBP: 0.303, SLG: 0.416										1	0	1	0	0	0	0				
Dave Martinez, L (1,8) OBP: 0.311, SLG: 0.349	4-3		3-1							5	0	0	1	0	0	4				
Andres Galarraga, R (1,3) OBP: 0.354, SLG: 0.543										4	1	1	0	0	1	4				
Hubie Brooks, R (1,9) OBP: 0.323, SLG: 0.457										4	0	2	1	0	1	3				
Tim Wallach, R (1,5) OBP: 0.304, SLG: 0.396										2	0	0	0	2	0	1				
Tom Foley, L (1,4) OBP: 0.318, SLG: 0.378										4	0	1	0	0	1	4				
Mike Fitzgerald, R (1,2) OBP: 0.350, SLG: 0.392										2	0	1	0	1	1	2				
Johnny Paredes, R (6, PR) OBP: 0.282, SLG: 0.242										0	1	0	0	0	0	0				
Nelson Santovenia, R (7,2) OBP: 0.286, SLG: 0.382										1	0	1	0	0	0	0				
Jeff Huson, L (1,6) OBP: 0.355, SLG: 0.321										3	0	0	0	1	0	4				
Randy Johnson, R (1,1) OBP: 0.143, SLG: 0.143										2	0	0	0	0	1	4				
Tracy Jones, R (6, PH) OBP: 0.358, SLG: 0.371										0	0	0	0	0	0	0				
Andy McGaffigan, R (7,1) OBP: 0.358, SLG: 0.371										0	0	0	0	0	0	0				
Tim Burke, R (8,1) OBP: 0.358, SLG: 0.371										1	0	0	0	0	1	0				
Inning Stats	R: 1 E: 0 K: 0 S: 11	H: 2 LOB: 1 BB: 0 P: 20	R: 0 E: 0 K: 1 S: 8	H: 2 LOB: 1 BB: 0 P: 11	R: 0 E: 0 K: 1 S: 7	H: 0 LOB: 0 BB: 0 P: 11	R: 0 E: 0 K: 1 S: 9	H: 1 LOB: 3 BB: 2 P: 20	R: 1 E: 2 K: 1 S: 15	H: 1 LOB: 2 BB: 1 P: 26	R: 0 E: 0 K: 1 S: 10	H: 1 LOB: 1 BB: 0 P: 20	R: 0 E: 0 K: 1 S: 7	H: 1 LOB: 0 BB: 0 P: 11	R: 0 E: 0 K: 1 S: 11	H: 1 LOB: 0 BB: 0 P: 11	1B: 6 2B: 1 3B: 1 HR: 0	SF: 0 SAC: 1 DP: 1 HBP: 0	WP: 1 PB: 0 SB: 1 CS: 1	PA: 38
PITCHER	IP WLS BF H R ER SO BB IBB HBP BLK WP HR S P ERA WHIP																			
Mike Harkey, R (1,1) ERA: 2.6	6.0 L 31 6 3 1 5 3 2 0 0 0 1 0 66 114 1.50 1.500																			
Frank DiPino, L (7,1) ERA: 4.96	2.0 7 2 0 0 2 0 0 0 0 0 1 0 17 31 0.00 1.000																			

Chicago Cubs @ Montreal Expos
Olympic Stadium, Montreal, QB
Mon Sep 26 1988, 7:05 PM EDT
Att: 6,577 - Dome - 70 F

AB	32
R	3
H	8
RBI	2
BB	5
SO	7
LOB	26



Batter	1	2	3	4	5	6	7	8	9	AB	R	H	RBI	BB	SO	LOB	TOP
Shawn Dunston, R (1, 6) OBP: 0.271, SLG: 0.357	0-1 3B		0-0 F8		3-2 S S HBP		1-0 6-3		2-3 K	2	1	1	0	0	0	1	<p>Chicago Cubs @ Montreal Expos</p> <p>Olympic Stadium, Montreal, QB</p> <p>Thu Sep 29 1988, 7:05 PM EDT</p> <p>Att: 6,300 - Dome - 70 F</p>
Angel Salazar, R (6, 6) OBP: 0.278, SLG: 0.321										1	0	0	0	0	0	0	
23 Ryne Sandberg, R (9, PH) OBP: 0.322, SLG: 0.415										1	0	0	0	0	1	0	
Mitch Webster, S (1, 9) OBP: 0.338, SLG: 0.349	0-0 6-3 3B		0-2 FC4-6		4-0 S BB		3-2 F9		0-0 F8	4	1	1	1	1	0	1	
Mark Grace, L (1, 3) OBP: 0.363, SLG: 0.395	2-1 6-3		0-0 F9		3-1 F8				0-0 F9	5	0	0	1	0	0	3	
Rafael Palmeiro, L (1, 7) OBP: 0.346, SLG: 0.422	1-1 G3			2-2 G3		1-2 1B			2-0 G3	4	0	1	0	0	0	0	
Vance Law, R (1, 5) OBP: 0.353, SLG: 0.404	0-3 K			4-0 BB		0-0 1B			0-1 HR	3	1	2	1	1	1	0	
Damon Berryhill, S (1, 2)		1-0 G3		0-0 F8		0-3 K			1-2 1B	4	1	1	0	0	1	3	
Manny Trillo, R (1, 4) OBP: 0.280, SLG: 0.296		1-2 F5		3-3 K		2-2 F9			0-0 1B	4	0	1	0	0	1	3	
Doug Dascenzo, S (1, 8) OBP: 0.301, SLG: 0.257		1-2 1-3			2-1 F7		1-0 G3		0-1 1B	3	0	0	0	0	0	2	
Andre Dawson, R (8, PH) OBP: 0.344, SLG: 0.501									1-2 3-H 1B	1	0	1	1	0	0	0	
Darrin Jackson, R (8, PR) OBP: 0.275, SLG: 0.448									3-3 K	0	0	0	0	0	0	0	
Mike Bielecki, R Dave Moyer, L Johnny Sanderson, R Frank DiPino, L Scott Sanderson, R Jerry Humphrey, S Drew Hall, L			2-2 FC4-6 1B		0-3 K				1-2 6-3	0	0	0	0	0	0	0	
Inning Stats	R: 2 E: 0 K: 1 S: 10	H: 2 LOB: 0 BB: 0 P: 13	R: 0 E: 0 K: 0 S: 8	H: 0 LOB: 1 BB: 0 P: 11	R: 0 E: 0 K: 1 S: 8	H: 0 LOB: 1 BB: 1 P: 20	R: 0 E: 0 K: 1 S: 11	H: 2 LOB: 2 BB: 0 P: 15	R: 0 E: 0 K: 0 S: 7	H: 0 LOB: 0 BB: 0 P: 12	R: 2 E: 0 K: 1 S: 15	H: 4 LOB: 2 BB: 0 P: 21	R: 0 E: 0 K: 1 S: 5	H: 0 LOB: 0 BB: 0 P: 7	1B: 6 2B: 0 3B: 2 HR: 1	SF: 0 SAC: 0 DP: 0 HBP: 1	WP: 0 PA: 39 PB: 0 SB: 3 CS: 0
PITCHER	IP WLS BF H R ER SO BB IBB HBP BLK WP HR S P ERA WHIP																
Bryn Smith, R (1, 1) ERA: 3.0	6.0 W 26 5 2 2 4 2 0 1 0 0 0 58 90 3.00 1.167																
Jeff Parrett, R (7, 1) ERA: 2.54	1.0 3 0 0 0 0 0 0 0 0 0 0 7 12 0.00 0.000																
Joe Hesketh, L (8, 1) ERA: 2.92	0.2 4 2 2 2 0 0 0 0 0 0 1 7 10 27.00 3.000																
Tim Burke, R (8, 1) ERA: 3.4	1.1 S 6 2 0 0 2 0 0 0 0 0 0 0 13 18 0.00 1.500																

Chicago Cubs @ Montreal Expos


Olympic Stadium, Montreal, QB

Thu Sep 29 1988, 7:05 PM EDT

Att: 6,300 - Dome - 70 F

livebaseballscores.com

AB 36
R 4
H 9
RBI 4
BB 2
SO 6
LOB 15



Batter	1	2	3	4	5	6	7	8	9	AB	R	H	RBI	BB	SO	LOB	BOTTOM
Otis Nixon, S (1, 7) OBP: 0.309, SLG: 0.287	0-1 F9 SF9 1B	1-2 2-H 1B			3-2 F8	2-2 5-3				4	1	2	1	0	0	1	<p>Chicago Cubs @ Montreal Expos</p> <p>Olympic Stadium, Montreal, QB</p> <p>Thu Sep 29 1988, 7:05 PM EDT</p> <p>Att: 6,300 - Dome - 70 F</p>
Dave Martinez, L (1, 8) OBP: 0.307, SLG: 0.349	2-1 F9	0-0 F5			1-0 L6		2-3 K			4	0	0	0	0	1	2	
Andres Galarraga, R (1, 3) OBP: 0.354, SLG: 0.536	1-0 SF9		2-1 5-3		2-0 2B 1B		1-0 F6			3	1	1	1	0	0	0	
Hubie Brooks, R (1, 9) OBP: 0.320, SLG: 0.452	0-1 F7		0-1 F8		2-0 1-H 2B		0-3 K			4	0	1	1	0	1	0	
Tim Wallach, R (1, 5) OBP: 0.303, SLG: 0.392		2-3 K	3-1 L3		4-0 FC4-6 IBB		0-2 L6			3	0	0	0	1	1	0	
Tom Foley, L (1, 4) OBP: 0.323, SLG: 0.383	1-0 HR 2B			3-2 PB 1B	0-0 FC4-6		1-3 K			4	1	2	0	0	1	2	
Mike Fitzgerald, R (1, 2) OBP: 0.345, SLG: 0.405	1-1 HR			1-3 K		3-2 5-3		0-1 F9		4	1	1	2	0	1	1	
Jeff Huson, L (1, 6) OBP: 0.361, SLG: 0.333	2-0 SH3-4 1B			2-0 L6	1-2 L6		0-1 F9			3	1	1	0	0	0	1	
Bryn Smith, R (1, 1) Luis Rivera, R (6, PH) Johnny Sanderson, R (6, PR) Jeff Parrett, R (7, 1) Joe Hesketh, R (8, 1) Tim Burke, R (8, 1)	0-0 SH3-4 1B			1-0 6-3		0-1 2B				1	0	0	0	0	0	1	
Inning Stats	R: 1 E: 0 K: 0 S: 8	H: 1 LOB: 0 BB: 0 P: 10	R: 3 E: 0 K: 1 S: 13	H: 4 LOB: 1 BB: 0 P: 20	R: 0 E: 0 K: 0 S: 6	H: 0 LOB: 0 BB: 0 P: 11	R: 0 E: 0 K: 1 S: 9	H: 1 LOB: 1 BB: 0 P: 16	R: 1 E: 0 K: 0 S: 9	H: 2 LOB: 1 BB: 1 P: 21	R: 0 E: 0 K: 2 S: 7	H: 0 LOB: 0 BB: 0 P: 10	R: 0 E: 0 K: 1 S: 8	H: 0 LOB: 0 BB: 0 P: 9	1B: 5 2B: 3 3B: 0 HR: 1	SF: 1 SAC: 1 DP: 0 HBP: 0	
PITCHER	IP WLS BF H R ER SO BB IBB HBP BLK WP HR S P ERA WHIP																
Mike Bielecki, R (1, 1) ERA: 3.35	2.0 L 11 5 4 4 1 0 0 0 0 0 0 0 15 27 0.00 0.500																
Jamie Moyer, L (3, 1) ERA: 3.5	2.0 7 1 0 0 1 0 0 0 0 0 0 0 20 37 4.50 1.500																
Frank DiPino, L (5, 1) ERA: 4.95	2.0 10 3 1 1 0 0 0 1 0 0 0 0 7 10 0.00 0.000																
Scott Sanderson, R (7, 1) ERA: 3.88	1.0 3 0 0 0 2 0 0 0 0 0 0 0 7 10 0.00 0.000																
Drew Hall, L (8, 1) ERA: 7.17	1.0 3 0 0 0 1 0 0 0 0 0 0 0 8 9 0.00 0.000																

Chicago Cubs @ Montreal Expos

Olympic Stadium, Montreal, QB

Thu Sep 29 1988, 7:05 PM EDT

Att: 6,300 - Dome - 70 F

livebaseballscores.com

AB 31
R 5
H 9
RBI 5
BB 1
SO 5
LOB 8



Batter	1	2	3	4	5	6	7	8	9	AB	R	H	RBI	BB	SO	LOB	TOP										
Phil Bradley, R OBP: 0.341, SLG: 0.392 (1, 7)										3	0	0	0	1	0	0	Philadelphia Phillies @ Montreal Expos Olympic Stadium, Montreal, QB Fri Sep 30 1988, 7:05 PM EDT Att. 7,362 - Dome - 70 F										
Juan Samuel, R OBP: 0.295, SLG: 0.376 (1, 4)										4	0	0	0	0	2	1											
Von Hayes, L OBP: 0.354, SLG: 0.495 (1, 8)										3	0	0	0	1	0	1											
Ricky Jordan, R OBP: 0.330, SLG: 0.498 (1, 3)										4	0	0	0	0	0	1											
Ron Jones, L OBP: 0.306, SLG: 0.573 (1, 9)										3	1	1	0	0	0	0											
Lance Parrish, R OBP: 0.293, SLG: 0.370 (1, 2)										3	0	0	0	0	1	1											
Chris James, R OBP: 0.285, SLG: 0.387 (1, 5)									3	1	1	1	0	0	1												
Steve Jeltz, S OBP: 0.295, SLG: 0.237 (1, 6)									2	0	0	1	0	0	0												
Alex Madrid, R (1, 1)									2	0	0	0	0	2	2												
Shane Turner, L OBP: 0.270, SLG: 0.156 (8, PH)									1	0	0	0	0	0	0												
Steve Bedrosian, R (8, 1)									0	0	0	0	0	0	0												
Inning Stats	R: 0 E: 0 K: 0 S: 8	H: 0 LOB: 0 BB: 1 P: 13	R: 0 E: 0 K: 0 S: 5	H: 0 LOB: 0 BB: 0 P: 10	R: 1 E: 0 K: 1 S: 9	H: 1 LOB: 0 BB: 0 P: 13	R: 0 E: 0 K: 1 S: 5	H: 0 LOB: 0 BB: 0 P: 7	R: 1 E: 1 K: 1 S: 10	H: 1 LOB: 1 BB: 0 P: 14	R: 0 E: 0 K: 1 S: 11	H: 0 LOB: 0 BB: 0 P: 14	R: 0 E: 0 K: 1 S: 8	H: 0 LOB: 0 BB: 0 P: 12	R: 0 E: 0 K: 0 S: 7	H: 0 LOB: 1 BB: 1 P: 9	R: 0 E: 0 K: 0 S: 5	H: 0 LOB: 1 BB: 1 P: 11	1B: 0 2B: 1 3B: 0 HR: 1	SF: 0 SAC: 1 DP: 1 HBP: 0	WP: 0 PB: 0 SB: 0 CS: 0	PA: 31					
PITCHER	IP	WLS	BF	H	R	ER	SO	BB	IBB	HBP	BLK	WP	HR	S	P	ERA	WHIP										
Pascual Perez, R ERA: 2.44 (1, 1)	7.0	L	24	2	2	1	5	1	0	0	0	0	1	56	83	1.29	0.429										
Andy McGaffigan, R ERA: 2.76 (8, 1)	2.0		7	0	0	0	0	1	0	0	0	0	0	12	20	0.00	0.500										

AB	28
R	2
H	2
RBI	2
BB	2
SO	5
LOB	7



Batter	1	2	3	4	5	6	7	8	9	AB	R	H	RBI	BB	SO	LOB	BOTTOM										
Otis Nixon, S OBP: 0.305, SLG: 0.284 (1, 7)										3	0	0	1	0	1	2	Philadelphia Phillies @ Montreal Expos Olympic Stadium, Montreal, QB Fri Sep 30 1988, 7:05 PM EDT Att. 7,362 - Dome - 70 F										
Wallace Johnson, S OBP: 0.381, SLG: 0.376 (1, 3)										4	0	0	0	0	0	0											
Dave Martinez, L OBP: 0.309, SLG: 0.348 (1, 8)										3	0	1	0	1	0	0											
Hubie Brooks, R OBP: 0.318, SLG: 0.449 (1, 9)										4	0	0	0	0	1	2											
Tim Wallach, R OBP: 0.301, SLG: 0.389 (1, 5)										4	0	0	0	0	1	1											
Nelson Santovenia, R OBP: 0.291, SLG: 0.393 (1, 2)										4	0	2	0	0	1	1											
Rex Hudler, R OBP: 0.299, SLG: 0.410 (1, 4)										3	0	0	0	0	0	3											
Tom Foley, L OBP: 0.323, SLG: 0.382 (9, PH)									1	0	0	0	0	0	0												
Jeff Huson, L OBP: 0.385, SLG: 0.371 (1, 6)										2	1	1	0	1	0	1											
Pascual Perez, R OBP: 0.103, SLG: 0.037 (1, 1)										1	0	0	0	0	0	1											
Graig Nettles, L OBP: 0.243, SLG: 0.250 (7, PH)									1	0	0	0	0	0	2												
Andy McGaffigan, R (8, 1)									0	0	0	0	0	0	0												
Inning Stats	R: 0 E: 0 K: 0 S: 8	H: 0 LOB: 0 BB: 0 P: 11	R: 0 E: 0 K: 0 S: 6	H: 1 LOB: 1 BB: 0 P: 11	R: 1 E: 0 K: 0 S: 7	H: 1 LOB: 0 BB: 0 P: 8	R: 0 E: 0 K: 0 S: 9	H: 1 LOB: 0 BB: 0 P: 11	R: 0 E: 0 K: 0 S: 6	H: 0 LOB: 0 BB: 0 P: 10	R: 0 E: 0 K: 0 S: 8	H: 0 LOB: 1 BB: 1 P: 16	R: 0 E: 0 K: 2 S: 14	H: 0 LOB: 1 BB: 1 P: 22	R: 0 E: 0 K: 2 S: 13	H: 0 LOB: 0 BB: 0 P: 15	1B: 3 2B: 2 3B: 0 HR: 0	SF: 1 SAC: 1 DP: 1 HBP: 0	WP: 0 PB: 0 SB: 1 CS: 0	PA: 34							
PITCHER	IP	WLS	BF	H	R	ER	SO	BB	IBB	HBP	BLK	WP	HR	S	P	ERA	WHIP										
Alex Madrid, R ERA: 2.76 (1, 1)	7.0	W	27	4	1	1	0	1	0	0	0	0	0	53	80	1.29	0.714										
Steve Bedrosian, R ERA: 3.66 (8, 1)	2.0	S	7	0	0	0	4	1	0	0	0	0	0	27	37	0.00	0.500										

AB	30
R	1
H	4
RBI	1
BB	2
SO	4
LOB	13



