Montreal Expos - 1989

Batter	1	2	3	4	5	6	7	8	9	AB	R	H	RBI	BB	SO	LOB
Barry Bonds, L (1, 7) OBP: 1.000, SLG: 2.250	2-1 1B 3B		1-0 1B			3-2 S 1B		1-0 HR	4-0 IBB	4	2	4	1	1	0	0
Jose Lind, R (1, 4) OBP: 0.400, SLG: 0.250	1-0 G1-6-3 1B 3-H		3-3 ③ K			1-3 ② K 1-2		4-2 1B BB BB	0-1 ③ G4-3	4	1	1	1	1	2	4
Andy Van Slyke, L (1, 8) OBP: 0.250, SLG: 0.250	3-1 ① F8			0-0 ① F7		3-1 ③ P4		2-0 BB 1-3 G5-2-3 1B		4	0	1	0	0	0	2
Bobby Bonilla, S (1, 5) OBP: 0.500, SLG: 0.333	1-2 ② ③ G1-6-3 1-2f			1-1 ② F7			1-1 1B 1B	4-0 BB IBB		3	1	1	0	1	0	1
Sid Bream, L (1, 3) OBP: 0.500, SLG: 0.333		2-3 ① K		1-0 ③ G3			0-0 1B FC4-6 1B 1-3	4-1 BB 1-2 2-3 3-H		3	1	1	1	1	1	0
Glenn Wilson, R (1, 9) OBP: 0.250, SLG: 0.250 Jeff Robinson, R (8, 1)		2-1 ② F7			0-0 ① F9		1-0 FC4-6 1B 1-3 3-H	0-0 ② ③ G5-2-3 3-Hf		4 0	0 0	1 0	1 0	0 0	0 0	3 0
Michael LaValliere, L (1, 2) OBP: 0.500, SLG: 0.333	2-1 ③ G6-3				3-2 G5-4-3 1B		2-1 ① FC4-6 G4-6-3 1-2f 3-H		4-0 SH2-4 BB	3	0	1	1	1	0	1
Jay Bell, R (1, 6)			1-1 ① G1-3		1-1 ② ③ G5-4-3 1-2f		2-1 ② ③ G4-6-3 1-2f		0-1 ① SH2-4 1-2	3	0	0	0	0	0	2
Bob Walk, R (1, 1) John Cangelosi, S (8, PH) R.J. Reynolds, S (8, 9)			1-1 ② G5-3			1-0 ① G6-3		0-0 ① P5	0-3 ② K	2 1 1	0 0 0	0 0 0	0 0 0	0 0 0	0 0 1	0 0 1
Inning Stats	R: 1 H: 2 E: 0 LOB: 0 K: 0 BB: 0 S: 8 P: 15	R: 0 H: 0 E: 0 LOB: 0 K: 1 BB: 0 S: 7 P: 13	R: 0 H: 1 E: 0 LOB: 1 K: 1 BB: 0 S: 8 P: 14	R: 0 H: 0 E: 0 LOB: 0 K: 0 BB: 0 S: 4 P: 6	R: 0 H: 1 E: 0 LOB: 1 K: 0 BB: 0 S: 6 P: 10	R: 0 H: 1 E: 0 LOB: 0 K: 1 BB: 0 S: 10 P: 18	R: 2 H: 3 E: 0 LOB: 0 K: 0 BB: 0 S: 9 P: 14	R: 2 H: 2 E: 0 LOB: 2 K: 0 BB: 3 S: 8 P: 23	R: 0 H: 0 E: 0 LOB: 2 K: 1 BB: 2 S: 7 P: 15	1B: 8 SF: 0 2B: 0 SAC: 1 3B: 1 DP: 4 HR: 1 HBP: 0						

TOP

Pittsburgh Pirates @ Montreal Expos

Olympic Stadium, Montreal, QB

Tue Apr 04 1989, 3:33 AM EDT

Att. 35,154 - Dome - 70 F

livebaseballscorecards.com

AB	32
R	5
H	10
RBI	5
BB	5
SO	4
LOB	14

PITCHER		IP	WLS	BF	H	R	ER	SO	BB	IBB	HBP	BLK	WP	HR	S	P	ERA	WHIP
Dennis Martinez, R ERA: 3.86	(1, 1)	7.0		26	8	3	3	3	0	0	0	0	0	0	52	90	3.86	1.143
Joe Hesketh, L ERA: 54.0	(8, 1)	0.1		6	2	2	2	0	2	1	0	0	0	1	7	22	54.00	12.000
Andy McGaffigan, R ERA:	(8, 1)	1.2	W	6	0	0	0	1	1	1	0	0	0	0	8	16	0.00	0.600

PITCHER	IP	WLS	BF	H	R	ER	SO	BB	IBB	HBP	BLK	WP	HR	S	P	ERA	WHIP

Batter	1	2	3	4	5	6	7	8	9	AB	R	H	RBI	BB	SO	LOB
Tim Raines, S (1, 7)	B B B C C X 3-2 ① G6-3		C B B C F X 2-2 ① G4-3			X 0-0 ① P5		F S F B B B B 4-2 G6-4-3 1-2 BB	F B B B C B 4-2 1-2 2-3 3-H BB	3	0	0	1	2	0	0
Dave Martinez, L (1, 8)	C C X 0-2 ② G4-3		X 0-0 ② G3			C X 0-1 ② L8		L B L X 1-2 ①② G6-4-3 1-2f 2-3		4	0	0	0	0	0	2
Andres Galarraga, R (1, 3)	B F F B S 2-3 ③ K		C S F S 0-3 ③ K			B F X 1-1 ③ G1-3		S S B S 1-3 ③ K		4	0	0	0	0	3	1
Hubie Brooks, R (1, 9) OBP: 0.500, SLG: 0.500		B X 1-0 E HR 1B		B X 1-0 ① G6-3			C B B F B F X 3-2 ① F8		B B S S S X 2-2 SH1-4 S FC3-2 1B	4	1	2	0	0	0	0
Otis Nixon, S (9, PR)										0	0	0	0	0	0	0
Tim Wallach, R (1, 5)		B B B C X 3-1 E5 1-2 HR		B X 1-0 ② G5-3			C X 0-1 ② G5-3		P B B B 4-0 FC3-2 SH1-4 1-2 1B BB	3	1	0	0	1	0	1
Rex Hudler, R (9, PR)										0	1	0	0	0	0	0
Tom Foley, L (1, 4) OBP: 0.667, SLG: 2.000		X 0-0 1-H 2-H HR		B B X 2-0 ③ G4-3			B F X 1-1 2B		X 0-0 ① SH1-4 1-2 2-3	3	1	2	3	0	0	0
Andy McGaffigan, R (8, 1)										0	0	0	0	0	0	0
Wallace Johnson, S (9, PH)										0	0	0	0	0	0	0
Nelson Santovenia, R (1, 2)		B F B X 2-1 ① F8			X 0-0 ① G4-3		B C X 1-1 ③ P4		I I I I 4-0 1B FC3-2 BB IBB	3	1	0	0	1	0	1
Spike Owen, S (1, 6) OBP: 0.333, SLG: 1.000		C C B X 1-2 ② F8			B B X 2-0 ② G3			B C X 1-1 1B 3B	B F X 1-1 ② FC3-2 BB 1B 1-2 2-3 3-Hf	3	1	1	0	0	0	0
Mike Aldrete, L (9, PH)										1	0	0	0	0	0	3
Dennis Martinez, R (1, 1)		C C S 0-3 ③ K			X 0-0 ③ G1-3			C S X 0-2 G6-4-3 3-H BB 1B	F F F X 0-2 BB 1-2 2-3 3-H 1B	2	0	0	0	0	1	0
Joe Hesketh, R (8, 1)										0	0	0	0	0	0	0
Damaso Garcia, R (8, 4) OBP: 1.000, SLG: 1.000										2	0	2	2	0	0	0
Inning Stats	R: 0 E: 0 K: 1 S: 9 H: 0 LOB: 0 BB: 0 P: 14	R: 3 E: 1 K: 1 S: 12 H: 2 LOB: 0 BB: 0 P: 19	R: 0 E: 0 K: 1 S: 9 H: 0 LOB: 0 BB: 0 P: 11	R: 0 E: 0 K: 0 S: 3 H: 0 LOB: 0 BB: 0 P: 7	R: 0 E: 0 K: 0 S: 3 H: 0 LOB: 0 BB: 0 P: 5	R: 0 E: 0 K: 0 S: 5 H: 0 LOB: 0 BB: 0 P: 6	R: 0 E: 0 K: 0 S: 10 H: 1 LOB: 1 BB: 0 P: 15	R: 1 E: 0 K: 1 S: 14 H: 2 LOB: 1 BB: 1 P: 21	R: 2 E: 0 K: 0 S: 13 H: 2 LOB: 3 BB: 3 P: 27	1B: 4 2B: 1 3B: 1 HR: 1	SF: 0 SAC: 1 DP: 1 HBP: 0						

PITCHER		IP	WLS	BF	H	R	ER	SO	BB	IBB	HBP	BLK	WP	HR	S	P	ERA	WHIP
Bob Walk, R ERA: 2.57	(1, 1)	7.0		25	3	3	2	3	0	0	0	0	0	1	51	77	2.57	0.429
Jeff Robinson, R ERA: 16.2	(8, 1)	1.2	L	12	4	3	3	1	3	1	0	0	0	0	27	48	16.20	4.200

PITCHER	IP	WLS	BF	H	R	ER	SO	BB	IBB	HBP	BLK	WP	HR	S	P	ERA	WHIP

BOTTOM

Pittsburgh Pirates @ Montreal Expos

Olympic Stadium, Montreal, QB

Tue Apr 04 1989, 3:33 AM EDT

Att. 35,154 - Dome - 70 F

livebaseballscorecards.com

AB	32
R	6
H	7
RBI	6
BB	4
SO	4
LOB	8

WP: 0 PB: 0 SB: 1 CS: 0 PA: 37

Batter	1	2	3	4	5	6	7	8	9	AB	R	H	RBI	BB	SO	LOB
Barry Bonds, L (1, 7) OBP: 0.667, SLG: 1.250	C C S 0-3 ① K		B 1 SAFE B B B C X 3-1 ② BB 1-2 1B		C C X 0-2 E3 FC6-4 1-3		C C S 0-3 ③ K			4	0	1	0	0	2	1
Jose Lind, R (1, 4) OBP: 0.556, SLG: 0.250	B C B B B 4-1 G4-3 S BB		1 SAFE 1 SAFE B B B B B 4-0 1-2 BB		X 0-0 ① SF8 3-H			B F C B B F B 4-2 E 2B BB		0	1	0	1	3	0	0
Andy Van Slyke, L (1, 8) OBP: 0.250, SLG: 0.375	C X 0-1 ② G4-3 1-3		X 0-0 ③ P6		X 0-0 ② FC6-4 1-2f			1 SAFE C 1 SAFE B 1 SAFE 1 SAFE F B X 2-2 ① 1-H 2B		4	0	1	1	0	0	4
Bobby Bonilla, S (1, 5) OBP: 0.250, SLG: 0.143	B F X 1-1 ③ P3			X 0-0 ① G5-3	1 SAFE X 0-0 ③ F7			F C S 0-3 ② K		4	0	0	0	0	1	2
Glenn Wilson, R (1, 9) OBP: 0.250, SLG: 0.143		S S F X 0-2 ① G6-3		B B F F C 2-3 ② K		S C B X 1-2 ① G5-3		F B C B B F F B 4-2 BB		3	0	0	0	1	1	0
Sid Bream, L (1, 3) OBP: 0.500, SLG: 0.500		B C F C 1-3 ② K		C B X 1-1 E 2B		B C B B C F B 4-2 CS BB		C B 1 SAFE B C F B C 3-3 ③ K		3	1	1	0	1	2	1
Junior Ortiz, R (1, 2) OBP: 0.500, SLG: 0.500		F C F B X 1-2 ③ G5-3		B X 1-0 E6 2-H		1 SAFE B B X 2-0 ② ③ G6-3 1-2			C B F B F X 2-2 ① G1-3	4	0	0	0	0	0	1
Jay Bell, R (1, 6) OBP: 0.500, SLG: 0.500			S B B B B B 4-1 1B BB	C 1 SAFE F B S 1-3 ③ K			B B F F S 2-3 ① K		B S X 1-1 ② F7	3	0	0	0	1	2	1
Doug Drabek, R (1, 1) OBP: 0.500, SLG: 0.500			1 SAFE 1 SAFE B B 1 SAFE C B C 1 SAFE 3-3 1 SAFE M ① K		S S B B B B 4-2 E SF8 BB		B S X 1-1 ② F8		X 0-0 ③ G4-3	3	1	0	0	1	1	1
Inning Stats	R: 0 E: 0 K: 1 S: 8 H: 0 LOB: 1 BB: 1 P: 13	R: 0 E: 0 K: 1 S: 11 H: 0 LOB: 0 BB: 0 P: 13	R: 0 E: 0 K: 1 S: 7 H: 1 LOB: 2 BB: 2 P: 21	R: 1 E: 1 K: 2 S: 10 H: 1 LOB: 1 BB: 0 P: 15	R: 1 E: 1 K: 0 S: 8 H: 0 LOB: 1 BB: 1 P: 12	R: 0 E: 0 K: 0 S: 7 H: 0 LOB: 0 BB: 1 P: 14	R: 0 E: 0 K: 2 S: 8 H: 0 LOB: 0 BB: 0 P: 11	R: 1 E: 1 K: 2 S: 17 H: 1 LOB: 1 BB: 2 P: 30	R: 0 E: 0 K: 0 S: 7 H: 0 LOB: 0 BB: 0 P: 10	1B: 1 2B: 2 3B: 0 HR: 0 SF: 1 SAC: 0 DP: 0 HBP: 0							

TOP

Pittsburgh Pirates @ Montreal Expos

Olympic Stadium, Montreal, QB

Wed Apr 05 1989, 7:05 PM EDT

Att. 9,137 - Unknown

livebaseballscorecards.com

AB	28
R	3
H	3
RBI	2
BB	7
SO	9
LOB	11

PITCHER		IP	WLS	BF	H	R	ER	SO	BB	IBB	HBP	BLK	WP	HR	S	P	ERA	WHIP
Randy Johnson, L ERA: 1.13	(1, 1)	8.0	L	33	3	3	1	9	7	0	0	0	0	0	76	129	1.12	1.250
Gene Harris, R ERA:	(9, 1)	1.0		3	0	0	0	0	0	0	0	0	0	0	7	10	0.00	0.000

PITCHER		IP	WLS	BF	H	R	ER	SO	BB	IBB	HBP	BLK	WP	HR	S	P	ERA	WHIP

WP: 0 PB: 0 SB: 1 CS: 1 PA: 36

Batter	1	2	3	4	5	6	7	8	9	AB	R	H	RBI	BB	SO	LOB
Dave Martinez, L (1, 8)	F7		L6			F9		F7		4	0	0	0	0	0	0
Tom Foley, L (1, 4) OBP: 0.286, SLG: 0.857	F7		G4-3			F7			F8	4	0	0	0	0	0	0
Hubie Brooks, R (1, 9) OBP: 0.500, SLG: 0.429	BB, 1B		CS, BB			P4			F9	3	0	1	0	1	0	0
Tim Raines, S (1, 7)	BB, 1-2		CS, 1-2	P6			G3-1		F7	3	0	0	0	1	0	0
Andres Galarraga, R (1, 3) OBP: 0.143, SLG: 0.143	G6-3			F9			1B			3	0	1	0	0	0	2
Tim Wallach, R (1, 5)		E5		F9			F7			3	0	0	0	0	0	1
Mike Fitzgerald, R (1, 2)		K, SAFE			K		5-3			3	0	0	0	0	2	2
Spike Owen, S (1, 6) OBP: 0.167, SLG: 0.500		F8			G1-3			G4-3		3	0	0	0	0	0	1
Randy Johnson, R (1, 1)		K			P3			L5		2	0	0	0	0	1	1
Wallace Johnson, S (8, PH)										1	0	0	0	0	0	0
Gene Harris, R (9, 1)										0	0	0	0	0	0	0
Inning Stats	R: 0 E: 0 K: 0 S: 9 H: 1 LOB: 2 BB: 1 P: 15	R: 0 E: 1 K: 2 S: 11 H: 0 LOB: 1 BB: 0 P: 16	R: 0 E: 0 K: 0 S: 8 H: 0 LOB: 0 BB: 1 P: 14	R: 0 E: 0 K: 0 S: 5 H: 0 LOB: 0 BB: 0 P: 6	R: 0 E: 0 K: 1 S: 7 H: 0 LOB: 0 BB: 0 P: 10	R: 0 E: 0 K: 0 S: 8 H: 0 LOB: 0 BB: 0 P: 12	R: 0 E: 0 K: 0 S: 7 H: 1 LOB: 1 BB: 0 P: 12	R: 0 E: 0 K: 0 S: 11 H: 0 LOB: 0 BB: 0 P: 18	R: 0 E: 0 K: 0 S: 4 H: 0 LOB: 0 BB: 0 P: 9	1B: 2 2B: 0 3B: 0 HR: 0	SF: 0 SAC: 0 DP: 0 HBP: 0						

PITCHER	IP	WLS	BF	H	R	ER	SO	BB	IBB	HBP	BLK	WP	HR	S	P	ERA	WHIP
Doug Drabek, R (1, 1) ERA:	9.0	W	31	2	0	0	3	2	0	0	0	0	0	70	112	0.00	0.444

PITCHER	IP	WLS	BF	H	R	ER	SO	BB	IBB	HBP	BLK	WP	HR	S	P	ERA	WHIP

BOTTOM

Pittsburgh Pirates @ Montreal Expos

Olympic Stadium, Montreal, QB

Wed Apr 05 1989, 7:05 PM EDT

Att. 9,137 - Unknown

livebaseballscorecards.com

AB	29
R	0
H	2
RBI	0
BB	2
SO	3
LOB	7

1B: 2 2B: 0 3B: 0 HR: 0 SF: 0 SAC: 0 DP: 0 HBP: 0 PA: 32

WP: 0 PB: 0 SB: 0 CS: 1

Pittsburgh Pirates @ Montreal Expos

Olympic Stadium, Montreal, QB

Thu Apr 06 1989, 3:33 AM EDT

Att. 8,722 - Dome

TOP

livebaseballscorecards.com

Batter	1	2	3	4	5	6	7	8	9	AB	R	H	RBI	BB	SO	LOB
Barry Bonds, L (1, 7) OBP: 0.538, SLG: 1.167	F C B F X 1-2 ① G6-3			C X 0-1 HR		F C X 0-2 ③ G3			S B C B X 2-2 ① L9	4	1	1	1	0	0	0
Jose Lind, R (1, 4)	C C F B C 1-3 ② K			F S X 0-2 ① L4			B C F B F X 2-2 ① G6-3		B B C X 2-1 1B	4	0	1	0	0	1	0
Andy Van Slyke, L (1, 8) OBP: 0.250, SLG: 0.417	C B B C S 2-3 ③ K			X 0-0 ② G4-1			C B F B F X 2-2 1B 2B		1 SAFE C B 1 SAFE F 1 SAFE F F B 2-2 X ② F7	4	1	1	0	0	1	1
Bobby Bonilla, S (1, 5) OBP: 0.250, SLG: 0.182		B S C F C 1-3 ① K		C F F X 0-2 ③ G4-3			S B F B B F X 3-2 2-H 1B		B X 1-0 ③ F8	4	0	1	1	0	1	1
Sid Bream, L (1, 3) OBP: 0.364, SLG: 0.333		C X 0-1 ② G3-1			B B X 2-0 ① G4-3		B F B X 2-1 ② F8			3	0	0	0	0	0	1
Glenn Wilson, R (1, 9) OBP: 0.182, SLG: 0.100		B C F S 1-3 ③ K			S S X 0-2 ② F8		B B S F F F S 2-3 ③ K			3	0	0	0	0	2	1
Michael LaValliere, L (1, 2) OBP: 0.286, SLG: 0.167			F X 0-1 ① F6		X 0-0 ③ G4-3			B C B X 2-1 ① F9		3	0	0	0	0	0	0
Jay Bell, R (1, 6)			B S F X 1-2 ② G5-3			B F X 1-1 ① P4		B X 1-0 ② F7		3	0	0	0	0	0	0
John Smiley, L (1, 1)			X 0-0 ③ G4-3			C F C 0-3 ② K		B X 1-0 ③ F8		3	0	0	0	0	1	0
Jim Gott, R (8, 1)										0	0	0	0	0	0	0
Bill Landrum, R (8, 1)										0	0	0	0	0	0	0
Bob Kipper, R (8, 1)										0	0	0	0	0	0	0
Inning Stats	R: 0 E: 0 K: 2 S: 11 H: 0 LOB: 0 BB: 0 P: 15	R: 0 E: 0 K: 2 S: 9 H: 0 LOB: 0 BB: 0 P: 11	R: 0 E: 0 K: 0 S: 6 H: 0 LOB: 0 BB: 0 P: 7	R: 1 E: 0 K: 0 S: 10 H: 1 LOB: 0 BB: 0 P: 10	R: 0 E: 0 K: 0 S: 5 H: 0 LOB: 0 BB: 0 P: 7	R: 0 E: 0 K: 1 S: 8 H: 0 LOB: 0 BB: 0 P: 9	R: 1 E: 0 K: 1 S: 20 H: 2 LOB: 1 BB: 0 P: 31	R: 0 E: 0 K: 0 S: 4 H: 0 LOB: 0 BB: 0 P: 8	R: 0 E: 0 K: 0 S: 11 H: 1 LOB: 1 BB: 0 P: 18	1B: 2 2B: 1 3B: 0 HR: 1 SF: 0 SAC: 0 DP: 0 HBP: 0							

	AB	31
	R	2
	H	4
	RBI	2
	BB	0
	SO	6
	LOB	4

WP: 0 PB: 0 SB: 0 CS: 0 PA: 31

PITCHER		IP	WLS	BF	H	R	ER	SO	BB	IBB	HBP	BLK	WP	HR	S	P	ERA	WHIP
Pascual Perez, R ERA: 2.57	(1, 1)	7.0		24	3	2	2	6	0	0	0	0	0	1	69	90	2.57	0.429
Tim Burke, R ERA:	(8, 1)	1.0	W	3	0	0	0	0	0	0	0	0	0	0	4	8	0.00	0.000
Joe Hesketh, L ERA: 13.5	(9, 1)	1.0	S	4	1	0	0	0	0	0	0	0	0	0	11	18	0.00	1.000

PITCHER	IP	WLS	BF	H	R	ER	SO	BB	IBB	HBP	BLK	WP	HR	S	P	ERA	WHIP

BOTTOM

Pittsburgh Pirates @ Montreal Expos

Olympic Stadium, Montreal, QB

Thu Apr 06 1989, 3:33 AM EDT

Att. 8,722 - Dome

livebaseballscorecards.com

Batter	1	2	3	4	5	6	7	8	9	AB	R	H	RBI	BB	SO	LOB
Tim Raines, S (1, 7) OBP: 0.308, SLG: 0.200	B C C C 1-3 K ①		1 SAFE C X 0-1 F7 ②		F C F X 0-2 G6-3 ③			C B B F X 2-2 2B 1-3 2B		4	1	1	0	0	1	1
Otis Nixon, S (1, 8) OBP: 0.250, SLG: 0.500	X 0-0 L9 ②		1 SAFE 1 SAFE B X 1-0 G4-3 ③			F B C X 1-2 G1-3 ①		B X 1-0 1B 2-H 3-H 2B		4	1	1	2	0	0	1
Andres Galarraga, R (1, 3) OBP: 0.364, SLG: 0.333	B B B B 4-0 BB			B B S C B F F X 3-2 F8 ①		X 0-0 F9 2B		B B F B S B 4-2 G3 1B BB		2	0	1	0	2	0	0
Hubie Brooks, R (1, 9) OBP: 0.417, SLG: 0.364	C B C 1 SAFE 1 SAFE 1 SAFE F X 1-2 F9 ③			X 0-0 1B 1B		X 0-0 F9 ② 2-3		B F F S 1-3 K ①		4	0	1	0	0	1	4
Tim Wallach, R (1, 5) OBP: 0.273, SLG: 0.200		F B B F F B S 2-3 K ①		X 0-0 FC5-4 1-2 1B		B X 1-0 G6-3 ③		X 0-0 G3 1-2 2-H 1B		4	0	2	1	0	1	1
Damaso Garcia, R (1, 4) OBP: 0.333, SLG: 0.333		B F B X 2-1 L6 ②		C F S 0-3 K ②			F X 0-1 F8 ①	C B B F B X 2-2 G3 ② 1-2 2-3		4	0	0	0	0	1	4
Nelson Santovenia, R (1, 2)		C F S 0-3 K ③		B X 1-0 FC5-4 ③ 1-2f			C H 1-1 G5-4-3 HBP	B F S B B B 4-2 FC6-4 BB		2	0	0	0	1	1	2
Spike Owen, S (1, 6) OBP: 0.222, SLG: 0.444 Tim Burke, R (8, 1) Mike Aldrete, L (8, PH) Mike Fitzgerald, R (8, PH) Joe Hesketh, R (9, 1)			B X 1-0 1B		F C F C 0-3 K ①		B S B F X 2-2 G5-4-3 ②③ 1-2f	B B F B X 3-1 FC6-4 ③ 1-2f		3 0 0 1 0	0 0 0 0 0	1 0 0 0 0	0 0 0 0 0	0 0 0 0 0	1 0 0 0 0	1 0 0 3 0
Pascual Perez, R (1, 1) Rex Hudler, R (8, 6) OBP: 1.000, SLG: 1.000 Tom Foley, L (9, 6) OBP: 0.286, SLG: 0.857			X 0-0 B3 ①		F B S F F X 1-2 P3 ②			X 0-0 2B 2B 1B		2 1 0	0 1 0	0 1 0	0 0 0	0 0 0	0 0 0	1 0 0

Inning Stats	1	2	3	4	5	6	7	8	9
	R: 0 H: 0 E: 0 LOB: 1 K: 1 BB: 1 S: 8 P: 14	R: 0 H: 0 E: 0 LOB: 0 K: 2 BB: 0 S: 10 P: 14	R: 0 H: 1 E: 0 LOB: 1 K: 0 BB: 0 S: 5 P: 7	R: 0 H: 2 E: 0 LOB: 2 K: 1 BB: 0 S: 11 P: 15	R: 0 H: 0 E: 0 LOB: 0 K: 1 BB: 0 S: 13 P: 14	R: 0 H: 1 E: 0 LOB: 1 K: 0 BB: 0 S: 6 P: 8	R: 0 H: 0 E: 0 LOB: 0 K: 0 BB: 0 S: 6 P: 9	R: 3 H: 4 E: 0 LOB: 3 K: 1 BB: 2 S: 19 P: 36	

	AB	R	H	RBI	BB	SO	LOB
	31	3	8	3	3	6	18

1B: 5 SF: 0
2B: 3 SAC: 0
3B: 0 DP: 1
HR: 0 HBP: 1

WP: 0 PA: 35
PB: 0
SB: 0
CS: 0

PITCHER		IP	WLS	BF	H	R	ER	SO	BB	IBB	HBP	BLK	WP	HR	S	P	ERA	WHIP
John Smiley, L ERA: 3.86	(1, 1)	7.0	L	29	7	3	3	5	1	0	1	0	0	0	64	89	3.86	1.143
Jim Gott, R ERA:	(8, 1)	0.2		4	1	0	0	1	1	0	0	0	0	0	10	17	0.00	3.000
Bill Landrum, R ERA:	(8, 1)	0.0		1	0	0	0	0	1	0	0	0	0	0	2	6	∞	∞
Bob Kipper, L ERA:	(8, 1)	0.1		1	0	0	0	0	0	0	0	0	0	0	2	5	0.00	0.000

PITCHER		IP	WLS	BF	H	R	ER	SO	BB	IBB	HBP	BLK	WP	HR	S	P	ERA	WHIP

Batter	1	2	3	4	5	6	7	8	9	AB	R	H	RBI	BB	SO	LOB
Mookie Wilson, S (1, 8) OBP: 0.125, SLG: 0.125	C B C X 1-2 G6-3		X 0-0 G4-3		S X 0-1 FC4-6 S 1-2f		F S B B F B B 4-2 BB		S F X 0-2 E1 FC4-6 1-2 2-3	3	0	0	0	0	0	1
Sid Fernandez, L (5, 1)										0	0	0	0	0	0	0
Mackey Sasser, L (7, PH)										0	0	0	0	1	0	0
Terry Leach, R (7, 1)										0	0	0	0	0	0	0
Dave Magadan, L (9, PH)										1	0	0	0	0	0	2
Gregg Jefferies, S (1, 4) OBP: 0.308, SLG: 0.333	C B B C F X 2-2 F7		B B X 2-0 S 1B		B S 1 SAFE B B C X 3-2 F7 1-2		C X 0-1 P4		X 0-0 FC4-6 FC4-6 1-2f 2-3 3-H	5	0	1	1	0	0	4
Keith Hernandez, L (1, 3) OBP: 0.231, SLG: 0.167	C B C C B B 4-2 BB		B 1 SAFE 1 SAFE C F B X 2-2 P4 1-2		B B C B C X 3-2 F8		X 0-0 F9		B F F 1 SAFE B X 2-2 FC4-6 BB 1-2f 3-H	4	0	0	1	1	0	4
Darryl Strawberry, L (1, 9) OBP: 0.538, SLG: 0.727	B B C S F B F S 3-3 K			C B C F X 1-2 2B 1B		B B B C X 3-1 F7		C B B F S 2-3 K	B B B B 4-0 BB 1-2	4	1	1	0	1	2	1
Kevin McReynolds, R (1, 7) OBP: 0.308, SLG: 0.333		B B C F X 2-2 F9	X 0-0 G6-3 2B 1-H		C F S 0-3 K			X 0-0 E1	X 0-0 F7	5	0	1	1	0	1	2
Gary Carter, R (1, 2) OBP: 0.167, SLG: 0.091		X 0-0 F8		B X 1-0 G6-3 2-3	C X 0-1 2B 1B			B X 1-0 F8		4	0	1	0	0	0	2
Howard Johnson, S (1, 5) OBP: 0.455, SLG: 0.800	C B B B F F B 4-2 S BB	C B B F B C 2-3 K		F C X 0-2 1-3 2B			X 0-0 F9		3	0	1	0	1	1	2
Kevin Elster, R (1, 6) OBP: 0.455, SLG: 0.636	B B C B S X 3-2 G4-3 1-2	C F X 0-2 G4-3		B F B X 2-1 G6-3			C X 0-1 E FC4-6 2B		4	1	1	0	0	0	4
Ron Darling, R (1, 1)			S X 0-1 G3		B C C B B X 3-2 FC4-6 1B		B F B X 2-1 G3		B B B B 4-0 FC4-6 E FC4-6 BB	1	0	0	0	0	0	0
Rick Aguilera, R (3, 1)										0	0	0	0	0	0	0
Lenny Dykstra, L (5, PH) OBP: 0.429, SLG: 0.200 (5, 8)										2	1	1	0	1	0	0
Inning Stats	R: 0 H: 0 E: 0 LOB: 1 K: 1 BB: 1 S: 14 P: 24	R: 0 H: 0 E: 0 LOB: 1 K: 0 BB: 1 S: 10 P: 19	R: 0 H: 1 E: 0 LOB: 1 K: 0 BB: 0 S: 7 P: 11	R: 1 H: 2 E: 0 LOB: 1 K: 1 BB: 0 S: 12 P: 16	R: 0 H: 1 E: 0 LOB: 1 K: 0 BB: 0 S: 11 P: 20	R: 0 H: 2 E: 0 LOB: 2 K: 1 BB: 0 S: 12 P: 17	R: 0 H: 0 E: 0 LOB: 1 K: 0 BB: 1 S: 8 P: 14	R: 0 H: 0 E: 1 LOB: 1 K: 1 BB: 0 S: 6 P: 9	R: 2 H: 1 E: 1 LOB: 2 K: 0 BB: 2 S: 10 P: 20	1B: 4 SF: 0 2B: 3 SAC: 0 3B: 0 DP: 0 HR: 0 HBP: 0						

PITCHER		IP	WLS	BF	H	R	ER	SO	BB	IBB	HBP	BLK	WP	HR	S	P	ERA	WHIP
Kevin Gross, R ERA: 2.25	(1, 1)	8.0	W	36	7	3	2	4	4	0	0	0	0	0	82	136	2.25	1.375
Andy McGaffigan, R ERA:	(9, 1)	1.0		5	0	0	0	0	1	0	0	0	0	0	8	14	0.00	1.000

PITCHER	IP	WLS	BF	H	R	ER	SO	BB	IBB	HBP	BLK	WP	HR	S	P	ERA	WHIP

TOP

New York Mets @ Montreal Expos

Olympic Stadium, Montreal, QB

Fri Apr 07 1989, 7:05 PM EDT

Att. 17,263 - Unknown - 50 F

livebaseballscorecards.com

AB	36
R	3
H	7
RBI	3
BB	5
SO	4
LOB	22

WP: 0 PA: 41
PB: 0
SB: 3
CS: 0

New York Mets @ Montreal Expos

Olympic Stadium, Montreal, QB

Fri Apr 07 1989, 7:05 PM EDT

Att. 17,263 - Unknown - 50 F

livebaseballscorecards.com

BOTTOM

Batter	1	2	3	4	5	6	7	8	9	AB	R	H	RBI	BB	SO	LOB
Otis Nixon, S (1, 8) OBP: 0.250, SLG: 0.286	X 0-0 G1-3 ①		B B C B F F B 4-2 S 1B BB	B C B S F B F F 3-2 X F7 ①		C B C B B S 3-3 K ③				3	1	0	0	1	1	1
Tom Foley, L (1, 4) OBP: 0.273, SLG: 0.636	C F B B B X 3-2 F9 ②		1 SAFE S SAFE P F 1 SAFE P X 2-1 1B HBP 1B 1-H	X 0-0 F7 ②			F B F X 1-2 F8 ①			4	1	1	1	0	0	0
Hubie Brooks, R (1, 9) OBP: 0.375, SLG: 0.333	B S F S 1-3 K2-3 ③		X 0-0 HBP BB 1B 1B 1-3	C C F B S 1-3 K ③			C F S 0-3 K ②			4	1	1	0	0	3	0
Tim Raines, S (1, 7) OBP: 0.412, SLG: 0.250		B X 1-0 CS 1B	B B F F B F B 4-2 HBP 1B BB 1-2		F S B H 2-2 G5-4-3 HBP		B F B X 2-1 G3-1 ③			2	1	1	0	1	0	0
Andres Galarraga, R (1, 3) OBP: 0.400, SLG: 0.333		1 SAFE C X 0-1 E S WP 1B ① 1-2	C F B B F H 2-2 1B HBP 1-2 2-3 3-H		B B S B S C 3-3 K ①			B S F B F B X 3-2 G4-3 ①		3	1	1	1	0	1	1
Tim Wallach, R (1, 5) OBP: 0.333, SLG: 0.231		B S B S B S F B 4-2 HR BB ① 1-H	B C X 1-1 1B 1B 1-2 2-H 3-H		X 0-0 G5-4-3 ② ③ 1-2f			F X 0-1 F9 ②		3	1	1	2	1	0	1
Nelson Santovenia, R (1, 2) OBP: 0.333, SLG: 0.444		B F F F X 1-2 HR 1-H	B S C B X 2-2 F9 ②			C X 0-1 F9 ①		S B B F C 2-3 K ③		4	1	1	2	0	1	1
Spike Owen, S (1, 6) OBP: 0.250, SLG: 0.417		B C X 1-1 G4-3 ②	B X 1-0 1B 1-2			C F F B F F X 1-2 G4-3 ②				3	0	1	0	0	0	0
Kevin Gross, R (1, 1) OBP: 0.333, SLG: 0.333 Andy McGaffigan, R (9, 1)		C B F B S 2-3 K ③	S B F S 1-3 K ③			S B F X 1-2 1B				3 0	0 0	1 0	0 0	0 0	2 0	2 0
Inning Stats	R: 0 E: 0 K: 1 S: 7 H: 0 LOB: 0 BB: 0 P: 11	R: 3 E: 0 K: 1 S: 15 H: 3 LOB: 0 BB: 1 P: 24	R: 4 E: 0 K: 1 S: 23 H: 4 LOB: 2 BB: 2 P: 38	R: 0 E: 0 K: 1 S: 12 H: 0 LOB: 0 BB: 0 P: 16	R: 0 E: 0 K: 1 S: 6 H: 0 LOB: 0 BB: 0 P: 11	R: 0 E: 0 K: 1 S: 14 H: 1 LOB: 1 BB: 0 P: 19	R: 0 E: 0 K: 1 S: 8 H: 0 LOB: 0 BB: 0 P: 11	R: 0 E: 0 K: 1 S: 9 H: 0 LOB: 0 BB: 0 P: 14		1B: 7 2B: 0 3B: 0 HR: 1	SF: 0 SAC: 0 DP: 1 HBP: 2			WP: 1 PB: 0 SB: 2 CS: 1	PA: 34	

	AB	29
	R	7
	H	8
	RBI	6
	BB	3
	SO	8
	LOB	6

PITCHER		IP	WLS	BF	H	R	ER	SO	BB	IBB	HBP	BLK	WP	HR	S	P	ERA	WHIP
Ron Darling, R ERA: 27.0	(1, 1)	2.0	L	12	5	6	6	2	2	0	0	0	1	1	30	47	27.00	3.500
Rick Aguilera, R ERA: 4.5	(3, 1)	2.0		9	2	1	1	2	1	0	1	0	0	0	27	42	4.50	1.500
Sid Fernandez, L ERA:	(5, 1)	2.0		7	1	0	0	2	0	0	1	0	0	0	20	30	0.00	0.500
Terry Leach, R ERA:	(7, 1)	2.0		6	0	0	0	2	0	0	0	0	0	0	17	25	0.00	0.000

PITCHER		IP	WLS	BF	H	R	ER	SO	BB	IBB	HBP	BLK	WP	HR	S	P	ERA	WHIP

Batter	1	2	3	4	5	6	7	8	9	AB	R	H	RBI	BB	SO	LOB
Lenny Dykstra, L (1, 8) OBP: 0.417, SLG: 0.375	BBBCB 4-1 G3-1 F7 BB	X 0-0 ③ F7			B X 1-0 E 2B		C F X 0-2 ② SF9 3-H		C C X 0-2 ③ P6	3	0	1	1	1	0	2
Gregg Jefferies, S (1, 4) OBP: 0.235, SLG: 0.250	B 1 SAFE X 1-0 ① F7 1-2		B B X 2-0 ① G4-3		C B F F F B F F B F 3-2 F F F X E1 2-3		C X 0-1 ③ F8			4	0	0	0	0	0	2
Keith Hernandez, L (1, 3) OBP: 0.294, SLG: 0.200	C B B B B 4-1 G3-1 BB		X 0-0 G3 1B		X 0-0 ② P6			X 0-0 ① L6		3	0	1	0	1	0	2
Darryl Strawberry, L (1, 9) OBP: 0.412, SLG: 0.533	S B F F F F X 1-2 ② G3-1 1-2 2-3		B F X 1-1 ② G3 1-2		B X 1-0 ③ G4-3			B S B S F S 2-3 ② K		4	0	0	0	0	1	5
Kevin McReynolds, R (1, 7) OBP: 0.294, SLG: 0.267 Roger McDowell, R (8, 1)	B B B B C B 4-1 BB		B C S C 1-3 ③ K			C F B B S 2-3 ① K		B X 1-0 ③ G4-3		3 0	0 0	0 0	0 0	1 0	2 0	1 0
Howard Johnson, S (1, 5) OBP: 0.400, SLG: 0.643	F F X 0-2 ③ F8			B F F F B X 2-2 ① G3		S B S S S 1-3 ② K			C F B B X 2-2 E S SF7 1B	4	1	1	0	0	1	3
Barry Lyons, R (1, 2) Mackey Sasser, L (9, PH)		S X 0-1 ① G6-3		B X 1-0 ② F8		F B B S X 2-2 ③ G1-3			S F B B S 2-3 ① K	3 1	0 0	0 0	0 0	0 0	0 1	0 1
Kevin Elster, R (1, 6) OBP: 0.500, SLG: 0.692 Dave Magadan, L (9, PH)		B B B B 4-0 BB		X 0-0 ③ G4-3			C S B X 1-2 SH1-4 SF9 2B		C B F B F B B 4-2 1-3 BB	2 0	1 0	1 0	0 0	1 1	0 0	0 0
David Cone, L (1, 1) Randy Myers, L (7, 1) Mookie Wilson, S (8, 7) OBP: 0.111, SLG: 0.125		1 SAFE L M X 0-2 ② P7			B X 1-0 ① G3		L X 0-1 ① SH1-4 2-3		B C X 1-1 ② SF7 3-H	2 0 0	0 0 0	0 0 0	0 0 1	0 0 0	0 0 0	1 0 0
Inning Stats	R: 0 E: 0 K: 0 S: 13 H: 0 LOB: 3 BB: 3 P: 27	R: 0 E: 0 K: 0 S: 6 H: 0 LOB: 1 BB: 1 P: 10	R: 0 E: 0 K: 1 S: 7 H: 1 LOB: 1 BB: 0 P: 11	R: 0 E: 0 K: 0 S: 5 H: 0 LOB: 0 BB: 0 P: 8	R: 0 E: 1 K: 0 S: 14 H: 1 LOB: 2 BB: 0 P: 20	R: 0 E: 0 K: 2 S: 9 H: 0 LOB: 0 BB: 0 P: 14	R: 1 E: 0 K: 0 S: 10 H: 1 LOB: 0 BB: 0 P: 11	R: 0 E: 0 K: 1 S: 6 H: 0 LOB: 0 BB: 0 P: 9	R: 1 E: 0 K: 1 S: 14 H: 1 LOB: 1 BB: 1 P: 23	1B: 2 2B: 2 3B: 0 HR: 0	SF: 2 SAC: 1 DP: 0 HBP: 0					

New York Mets @ Montreal Expos

Olympic Stadium, Montreal, QB

Sat Apr 08 1989, 3:33 AM EDT

Att. 23,506 - Unknown - 50 F

TOP

livebaseballscorecards.com

AB	29
R	2
H	4
RBI	2
BB	5
SO	5
LOB	17

WP: 0 PB: 0 SB: 1 CS: 0 PA: 37

PITCHER	IP	WLS	BF	H	R	ER	SO	BB	IBB	HBP	BLK	WP	HR	S	P	ERA	WHIP
Bryn Smith, R (1, 1) ERA:	5.0		22	2	0	0	1	4	0	0	0	0	0	45	76	0.00	1.200
Gene Harris, R (6, 1) ERA: 3.0	2.0	W	7	1	1	1	2	0	0	0	0	0	0	19	25	4.50	0.500
Joe Hesketh, L (8, 1) ERA: 7.71	1.0		4	1	1	0	1	0	0	0	0	0	0	9	14	0.00	1.000
Tim Burke, R (9, 1) ERA:	1.0	S	4	0	0	0	1	1	0	0	0	0	0	11	18	0.00	1.000

PITCHER	IP	WLS	BF	H	R	ER	SO	BB	IBB	HBP	BLK	WP	HR	S	P	ERA	WHIP

New York Mets @ Montreal Expos

Olympic Stadium, Montreal, QB

Sat Apr 08 1989, 3:33 AM EDT

Att. 23,506 - Unknown - 50 F

livebaseballscorecards.com

BOTTOM

Batter	1	2	3	4	5	6	7	8	9	AB	R	H	RBI	BB	SO	LOB
Tim Raines, S (1, 7) OBP: 0.429, SLG: 0.267	F C B B F B X 3-2 G3 1B		C X 0-1 ② F8		C B X 1-1 ③ P4		I I I I 4-0 IBB			3	0	1	0	1	0	2
Dave Martinez, L (1, 8) Otis Nixon, S (7, PH) OBP: 0.222, SLG: 0.250 (8, 8)	B 1 SAFE F B 1 SAFE F F F F 2-2 ① X G3 1-2		C B S S X 1-2 ③ L7			B X 1-0 ① F7	F B B F F B S 3-3 ③ K			3 1	0 0	0 0	0 0	0 0	0 1	2 2
Andres Galarraga, R (1, 3) OBP: 0.368, SLG: 0.313	C B S B X 2-2 ② L9			B F F B C F C 2-3 ① K		F F B C F X 1-2 1B		C S B S 1-3 ① K		4	0	1	0	0	2	1
Hubie Brooks, R (1, 9) OBP: 0.350, SLG: 0.316	S C S 0-3 ③ K			C C B S 1-3 ② K		1 SAFE X 0-0 ② F8		C F B F F X 1-2 2B 1B		4	1	1	0	0	2	2
Tim Wallach, R (1, 5) OBP: 0.368, SLG: 0.353		B B F S X 2-2 G3-6 1B		C X 0-1 ③ L7		B X 1-0 ③ F9		B B F F F X 2-2 WP 1-H 2B		4	0	2	1	0	0	1
Tom Foley, L (1, 4) OBP: 0.267, SLG: 0.533	X 0-0 ① ② G3-6 1-2f				F X 0-1 ① G4-3		C X 0-1 1B SF9 1B	C B F S 1-3 ② K 2-3		4	1	1	0	0	1	2
Nelson Santovenia, R (1, 2) OBP: 0.400, SLG: 0.500 Rex Hudler, R (7, PR) OBP: 1.000, SLG: 1.000 Mike Fitzgerald, R (8, 2)	S X 0-1 ③ G6-3				C S B F X 1-2 WP WP SF8 1B		F B L B X 2-2 E 1-3 1B	X 0-0 ③ G6-3		3 0 1	1 0 0	2 0 0	0 0 0	0 0 0	0 0 1	0 0 1
Spike Owen, S (1, 6) OBP: 0.267, SLG: 0.385			C B F B F X 2-2 ① G2-3		F B B B B 4-1 WP 1-2 BB		S X 0-1 ① SF9 1-2 3-H			1	0	0	1	1	0	0
Bryn Smith, R (1, 1) Wallace Johnson, S (5, PH) Gene Harris, R (6, 1) Mike Aldrete, L (7, PH) Joe Hesketh, R (8, 1) Tim Burke, R (9, 1)			S B B B S B F B 4-2 BB		F B X 1-1 ② SF8 1-2 2-H		B F C B B S 3-3 ② K			0 0 0 1 0 0	0 0 0 0 0 0	0 0 0 0 0 0	0 1 0 0 0 0	1 0 0 0 0 0	0 0 0 1 0 0	0 0 0 2 0 0
Inning Stats	R: 0 E: 0 K: 1 S: 15 H: 1 LOB: 1 BB: 0 P: 22	R: 0 E: 0 K: 0 S: 6 H: 1 LOB: 0 BB: 0 P: 8	R: 0 E: 0 K: 0 S: 12 H: 0 LOB: 1 BB: 1 P: 19	R: 0 E: 0 K: 2 S: 9 H: 0 LOB: 0 BB: 0 P: 12	R: 1 E: 0 K: 0 S: 11 H: 1 LOB: 1 BB: 1 P: 18	R: 0 E: 0 K: 0 S: 7 H: 1 LOB: 1 BB: 0 P: 10	R: 1 E: 1 K: 2 S: 14 H: 2 LOB: 2 BB: 1 P: 26	R: 1 E: 0 K: 2 S: 16 H: 2 LOB: 1 BB: 0 P: 21								

AB	29
R	3
H	8
RBI	3
BB	3
SO	7
LOB	15

1B: 7	SF: 2	WP: 3	PA: 34
2B: 1	SAC: 0	PB: 0	
3B: 0	DP: 1	SB: 0	
HR: 0	HBP: 0	CS: 0	

PITCHER		IP	WLS	BF	H	R	ER	SO	BB	IBB	HBP	BLK	WP	HR	S	P	ERA	WHIP
David Cone, R ERA: 2.84	(1, 1)	6.1	L	26	6	2	2	3	2	0	0	0	2	0	67	98	2.84	1.263
Randy Myers, L ERA:	(7, 1)	0.2		3	0	0	0	2	0	1	0	0	0	0	7	17	0.00	0.000
Roger McDowell, R ERA: 3.86	(8, 1)	1.0		5	2	1	1	2	0	0	0	0	1	0	16	21	9.00	2.000

PITCHER		IP	WLS	BF	H	R	ER	SO	BB	IBB	HBP	BLK	WP	HR	S	P	ERA	WHIP

Batter	1	2	3	4	5	6	7	8	9	AB	R	H	RBI	BB	SO	LOB
Mookie Wilson, S (1, 8) OBP: 0.214, SLG: 0.231 Randy Myers, L (9, 1)	F F X 0-2 CS 1B		B F F X 1-2 1B		F B X 1-1 ② FC3-2 E 3-H		F S X 0-2 ③ G5-3		F B B F B X 3-2 ③ F8	5 1 2 0 0 0 4 0 0 0 0 0 0 0						
Gregg Jefferies, S (1, 4) OBP: 0.286, SLG: 0.350	1 SAFE 1 P B S B F F X 3-2 ① BLK 1-2 1B		C 1 SAFE 1 SAFE B 1 SAFE 1 SAFE X 2-1 ② F7		X 0-0 E9 1-H 2B			B B F X 2-1 ① L9		4 0 2 1 0 0 1						
Keith Hernandez, L (1, 3) OBP: 0.286, SLG: 0.263	C 1 SAFE 1 SAFE B S S 1-3 ② K 1-2		C 1 SAFE B B F X 2-2 ③ P5		X 0-0 ③ F7			B C X 1-1 2B		4 0 1 0 0 1 3						
Darryl Strawberry, L (1, 9) OBP: 0.333, SLG: 0.421	C B B F C 2-3 ③ K			B X 1-0 ① F8		S B F F S 1-3 ① K		B X 1-0 ② F8		4 0 0 0 0 2 2						
Kevin McReynolds, R (1, 7) OBP: 0.286, SLG: 0.263		C X 0-1 ① L7		B B C F B X 3-2 E S 1B		B X 1-0 ② G5-3		B C X 1-1 ③ F9		4 0 1 0 0 0 1						
Gary Carter, R (1, 2) OBP: 0.188, SLG: 0.071 Lenny Dykstra, L (9, PR) OBP: 0.417, SLG: 0.375 (9, 8)		B X 1-0 ② P2		1 SAFE B B C 1 SAFE 1 SAFE S B S 2-3 ② K		B B X 2-0 ③ F7			C B B B B 4-1 SH3-4 2B BB	3 0 0 0 1 1 1 0 1 0 0 0 0 0						
Howard Johnson, S (1, 5) OBP: 0.389, SLG: 0.647 Dave Magadan, L (8, 5)		X 0-0 2B		F 1 SAFE B B 1 SAFE 1 C C 2-3 ③ K 1-3			X 0-0 ① L9		1 SAFE 1 SAFE B X 1-0 ① SH3-4 1-2	3 0 1 0 0 1 1 0 0 0 0 0 0 0						
Kevin Elster, R (1, 6) OBP: 0.500, SLG: 0.824		B B C B S X 3-2 ③ G4-3			C B B X 2-1 FC3-2 3B		C X 0-1 ② F9		B F X 1-1 2-H 2B	4 0 2 1 0 0 1						
Dwight Gooden, R (1, 1) OBP: 0.167, SLG: 0.400 Lee Mazzilli, S (9, PH) Barry Lyons, R (9, 2)			X 0-0 ① G3-1		F X 0-1 ① G3		X 0-0 2B		C B X 1-1 ② G4-3	3 0 1 0 0 0 1 1 0 0 0 0 0 2 0 0 0 0 0 0 0						
Inning Stats	R: 0 H: 2 E: 0 LOB: 1 K: 2 BB: 0 S: 14 P: 19	R: 0 H: 1 E: 0 LOB: 1 K: 0 BB: 0 S: 7 P: 11	R: 0 H: 1 E: 0 LOB: 1 K: 0 BB: 0 S: 9 P: 14	R: 0 H: 1 E: 0 LOB: 1 K: 2 BB: 0 S: 10 P: 18	R: 1 H: 2 E: 1 LOB: 1 K: 0 BB: 0 S: 8 P: 11	R: 0 H: 0 E: 0 LOB: 0 K: 1 BB: 0 S: 6 P: 10	R: 0 H: 1 E: 0 LOB: 1 K: 0 BB: 0 S: 7 P: 7	R: 0 H: 1 E: 0 LOB: 1 K: 0 BB: 0 S: 7 P: 12	R: 1 H: 1 E: 0 LOB: 2 K: 0 BB: 1 S: 9 P: 19	1B: 4 SF: 0 2B: 5 SAC: 1 3B: 1 DP: 0 HR: 0 HBP: 0						

PITCHER		IP	WLS	BF	H	R	ER	SO	BB	IBB	HBP	BLK	WP	HR	S	P	ERA	WHIP
Dennis Martinez, R ERA: 2.4	(1, 1)	8.0		32	9	1	1	5	0	0	0	1	0	0	68	102	1.12	1.125
Andy McGaffigan, R ERA: 2.45	(9, 1)	1.0	L	5	1	1	1	0	1	0	0	0	0	0	9	19	9.00	2.000

PITCHER	IP	WLS	BF	H	R	ER	SO	BB	IBB	HBP	BLK	WP	HR	S	P	ERA	WHIP

TOP

New York Mets @ Montreal Expos

Olympic Stadium, Montreal, QB

Sun Apr 09 1989, 3:33 AM EDT

Att. 23,662 - Dome

livebaseballscorecards.com

AB	35
R	2
H	10
RBI	2
BB	1
SO	5
LOB	17

WP: 0	PA: 37					
PB: 0						
SB: 1						
CS: 1						

Batter	1	2	3	4	5	6	7	8	9	AB	R	H	RBI	BB	SO	LOB
Tim Raines, S (1, 7) OBP: 0.360, SLG: 0.211	F C F B C 1-3 ① K		B S 1-1 ③ CS 1-2	X 0-0 ① F7		X 0-0 ③ P6			B F B F S 2-3 ① K	4	0	0	0	0	2	0
Dave Martinez, L (1, 8) Damaso Garcia, R (9, PH) OBP: 0.286, SLG: 0.286	C B B L X 2-2 ② G1-3			B S B B C F F X 3-2 ② F7			B C B F F F S 2-3 ① K		C F F F S 0-3 ② K	3 1	0 0	0 0	0 0	0 0	1 1	0 0
Mike Aldrete, L (1, 3) Andres Galarraga, R (9, PH) OBP: 0.350, SLG: 0.294	C B S B X 2-2 ③ G6-3			C F S 0-3 ③ K			F B F C 1-3 ② K		B C S B S 2-3 ③ K	3 1	0 0	0 0	0 0	0 0	2 1	0 0
Hubie Brooks, R (1, 9) OBP: 0.348, SLG: 0.455		F C B F S 1-3 ① K			B F B X 2-1 E5 CS 1B		F X 0-1 HR			3	1	1	1	0	1	0
Tim Wallach, R (1, 5) OBP: 0.409, SLG: 0.368		B X 1-0 ② G5-3			1 SAFE 1 SAFE X 0-0 CS 1-2 1B		B B B B 4-0 BB			2	0	1	0	1	0	0
Tom Foley, L (1, 4) OBP: 0.222, SLG: 0.444		B C F B X 2-2 ③ G6-3			B X 1-0 ① ② F7 1-2 2-3		C F 1 SAFE P X 1-2 ③ L7			3	0	0	0	0	0	3
Nelson Santovenia, R (1, 2) OBP: 0.389, SLG: 0.467			C X 0-1 CS 1B		B X 1-0 ③ F9			F F X 0-2 ① G6-3		3	0	1	0	0	0	1
Spike Owen, S (1, 6) OBP: 0.222, SLG: 0.313			C B F X 1-2 ① F7			B X 1-0 ① G4-3		B C X 1-1 ② F8		3	0	0	0	0	0	1
Dennis Martinez, R (1, 1) Wallace Johnson, S (8, PH) Andy McGaffigan, R (9, 1)			S L M 0-3 ② K			C B C F F B F S 2-3 ② K		B X 1-0 ③ G4-3		2 1 0	0 0 0	0 0 0	0 0 0	0 0 0	2 0 0	1 0 0
Inning Stats	R: 0 E: 0 K: 1 S: 10 H: 0 LOB: 0 BB: 0 P: 15	R: 0 E: 0 K: 1 S: 8 H: 0 LOB: 0 BB: 0 P: 12	R: 0 E: 0 K: 1 S: 9 H: 1 LOB: 0 BB: 0 P: 11	R: 0 E: 0 K: 1 S: 9 H: 0 LOB: 0 BB: 0 P: 12	R: 0 E: 1 K: 0 S: 5 H: 1 LOB: 1 BB: 0 P: 9	R: 0 E: 0 K: 1 S: 8 H: 0 LOB: 0 BB: 0 P: 11	R: 1 E: 0 K: 2 S: 14 H: 1 LOB: 1 BB: 1 P: 21	R: 0 E: 0 K: 0 S: 6 H: 0 LOB: 0 BB: 0 P: 8	R: 0 E: 0 K: 3 S: 11 H: 0 LOB: 0 BB: 0 P: 15	1B: 2 2B: 0 3B: 0 HR: 1		SF: 0 SAC: 0 DP: 0 HBP: 0				

PITCHER		IP	WLS	BF	H	R	ER	SO	BB	IBB	HBP	BLK	WP	HR	S	P	ERA	WHIP
Dwight Gooden, R ERA: 2.4	(1, 1)	8.0	W	27	3	1	1	7	1	0	0	0	0	1	69	99	1.12	0.500
Randy Myers, L ERA:	(9, 1)	1.0	S	3	0	0	0	3	0	0	0	0	0	0	11	15	0.00	0.000

PITCHER	IP	WLS	BF	H	R	ER	SO	BB	IBB	HBP	BLK	WP	HR	S	P	ERA	WHIP

New York Mets @ Montreal Expos

Olympic Stadium, Montreal, QB

Sun Apr 09 1989, 3:33 AM EDT

Att. 23,662 - Dome

BOTTOM

livebaseballscorecards.com

AB	29
R	1
H	3
RBI	1
BB	1
SO	10
LOB	6

Batter	1	2	3	4	5	6	7	8	9	AB	R	H	RBI	BB	SO	LOB
Tim Raines, S (1, 7) OBP: 0.333, SLG: 0.208	F B B C S 2-3 ① K		C X 0-1 ① G3-1	B B X 2-0 ③ G3		X 0-0 1B		B B F B X 3-1 ① F8		5	0	1	0	0	1	2
Otis Nixon, S (1, 8) OBP: 0.214, SLG: 0.167	B X 1-0 ② B1-3		B B B B 4-0 CS HBP BB		B B C F F X 2-2 ① F7	B 1 SAFE 1 SAFE 1 SAFE B B B C C X 3-2 ③ P6		S B C B B F X 3-2 ② 4-3		4	0	0	0	1	0	1
Andres Galarraga, R (1, 3) OBP: 0.360, SLG: 0.250	C B F H 2-2 BB 1B HBP		B F H 2-1 CS 1-2 HBP		B F S X 1-2 E5 1B		C F B F F S 1-3 ① K	B F B S X 2-2 ③ 5-3		3	1	0	0	0	1	0
Hubie Brooks, R (1, 9) OBP: 0.357, SLG: 0.400	B B F B C F B 4-2 1B 1-2 BB		B B X 2-0 ② P9 ③ 1-2 2-3		B B B B 4-0 1B SF8 BB		B B B C F F X 3-2 ② 6-3		F B X 1-1 ① P4	3	1	0	0	2	0	2
Tim Wallach, R (1, 5) OBP: 0.481, SLG: 0.458 Rex Hudler, R (9, PR) (9, 6)	S B B B X 2-1 ③ 1-2 2-H 1B			C S F X 0-2 BB E SF7 1B	B X 1-0 CS 1-3 2-H 1B		X 0-0 E6 WP BB BB		C X 0-1 S 1B	5 0	2 0	4 0	1 0	0 0	0 0	0 0
Tom Foley, L (1, 4) OBP: 0.217, SLG: 0.381 (7, 6) (9, 5)		C X 0-1 ① F8		F B X 1-1 ① F8 1-2	B F 1 SAFE B B X 2-1 ② SF8 3-H		B F B B B 4-1 BB WP 1-2 BB		F 1 SAFE 1 SAFE F 1 SAFE P B 1 SAFE S 2-3 ② K 1-2	3	0	0	1	1	1	2
Mike Fitzgerald, R (1, 2) OBP: 0.400, SLG: 1.000		B B X 2-0 HR	B B B B 4-0 BB BB	B 1 SAFE C 1 SAFE B C B 3-2 ③ CS 1-2	B C B B F X 3-2 HR	B B B I 4-0 BB 1-2 2-3 IBB			X 0-0 ③ 5-3	3	2	2	2	2	0	2
Spike Owen, S (1, 6) OBP: 0.238, SLG: 0.278 Wallace Johnson, S (7, PH) Gene Harris, R (7, 1)		B X 1-0 ② 4-3		B C S B B B B 4-2 1-2 2-3 BB	X 0-0 ① B5-3	B B C F B F B 4-2 1-2 2-3 3-H BB				2 0 0	0 0 0	0 0 0	0 1 0	1 1 0	0 0 0	0 0 0
Randy Johnson, R (1, 1) Mike Aldrete, L (4, PH) Brian Holman, R (4, 1) Damaso Garcia, R (7, PH) OBP: 0.250, SLG: 0.250 (7, 4)		C C S 0-3 ③ K		C B X 1-1 ② SF7 3-H	C F B B B X 3-2 ② P9	B S F B B X 3-2 ③ L8				1 0 1 1	0 0 0 0	0 0 0 0	0 1 0 0	0 0 0 0	1 0 0 0	0 0 0 3
Inning Stats	R: 0 H: 1 E: 0 LOB: 2 K: 1 BB: 1 S: 11 P: 22	R: 1 H: 1 E: 0 LOB: 0 K: 1 BB: 0 S: 7 P: 10	R: 0 H: 0 E: 0 LOB: 1 K: 0 BB: 1 S: 4 P: 12	R: 1 H: 1 E: 1 LOB: 2 K: 0 BB: 2 S: 11 P: 23	R: 2 H: 1 E: 1 LOB: 0 K: 0 BB: 1 S: 12 P: 25	R: 1 H: 2 E: 0 LOB: 1 K: 0 BB: 0 S: 11 P: 20	R: 1 H: 0 E: 1 LOB: 3 K: 1 BB: 3 S: 17 P: 36	R: 0 H: 0 E: 0 LOB: 0 K: 0 BB: 0 S: 9 P: 17	R: 0 H: 1 E: 0 LOB: 2 K: 1 BB: 0 S: 9 P: 11						

PITCHER		IP	WLS	BF	H	R	ER	SO	BB	IBB	HBP	BLK	WP	HR	S	P	ERA	WHIP
Floyd Youmans, R ERA: 5.79	(1, 1)	4.1		23	4	4	2	2	5	0	2	0	0	1	41	83	4.15	2.077
Greg Harris, R ERA: 10.8	(5, 1)	1.2		6	2	1	1	0	0	0	0	0	0	1	15	29	5.40	1.200
Jeff Parrett, R ERA:	(7, 1)	2.0		10	0	1	0	1	2	1	0	0	1	0	26	53	0.00	1.000
Steve Bedrosian, R ERA:	(9, 1)	1.0	W	4	1	0	0	1	0	0	0	0	0	0	9	11	0.00	1.000

PITCHER	IP	WLS	BF	H	R	ER	SO	BB	IBB	HBP	BLK	WP	HR	S	P	ERA	WHIP

TOP

Montreal Expos @ Philadelphia Phillies

Veterans Stadium, Philadelphia, PA

Mon Apr 10 1989, 7:05 PM EDT

Att. 13,194 - Unknown

livebaseballscorecards.com

AB	31
R	6
H	7
RBI	6
BB	8
SO	4
LOB	12

1B: 5	SF: 2	WP: 1	PA: 44
2B: 0	SAC: 0	PB: 0	
3B: 0	DP: 0	SB: 1	
HR: 2	HBP: 2	CS: 3	

Batter	1	2	3	4	5	6	7	8	9	AB	R	H	RBI	BB	SO	LOB
Bob Dernier, R (1, 8) OBP: 0.370, SLG: 0.292	B B B B 4-0 1-3 1B BB	B X 1-0 1-2 HR 1B		B F X 1-1 ③ L4			X 0-0 SH1-3 BB WP 1B	B 2 SAFE C X 1-1 ③ F7		4	3	2	0	1	0	2
Steve Bedrosian, R (9, 1)										0	0	0	0	0	0	0
Von Hayes, L (1, 3) OBP: 0.690, SLG: 1.095	B 1 SAFE C 1 SAFE X 1-1 ① 1-3 1-2	X 0-0 1-H 2-H HR			B B B C B 4-1 G4-3 S SF8 BB		B 1 SAFE 1 SAFE B B B 4-0 WP SH1-3 1-2 BB		C B B X 2-1 HR	3	3	2	4	2	0	1
Tom Herr, S (1, 4) OBP: 0.462, SLG: 0.391	X 0-0 BLK BB 2-H 1B	X 0-0 1B			1 SAFE 1 SAFE 1 SAFE B B X 2-0 ① G4-3 1-3		L X 0-1 ① SH1-3 1-2 2-3			3	0	2	1	0	0	1
Mike Schmidt, R (1, 5) OBP: 0.333, SLG: 0.625	1 SAFE 1 SAFE B F F 1 SAFE F X 1-2 ② F8	S X 0-1 ③ 5-3			C B X 1-1 ② SF8 3-H		X 0-0 ② P5			3	0	0	1	0	0	4
Chris James, R (1, 7) OBP: 0.296, SLG: 0.400	B 1 SAFE 1 SAFE B F B B 4-1 BLK 1-2 BB	B X 1-0 ① 1-3			C B B B X 3-1 ③ 5-3		C B B X 2-1 ③ F8 2-3 3-H			3	0	0	0	1	0	1
Ron Jones, L (1, 9) OBP: 0.579, SLG: 0.643	B B X 2-0 ③ 1-3 1-2 2-3	B F B C X 2-2 ② F7				C B X 1-1 S 1B	B B B C C F B 4-2 SH1-3 BB			3	0	1	0	1	0	2
Dickie Thon, R (1, 6) OBP: 0.200, SLG: 0.174		B S C X 1-2 ① G3-1 B X 1-0 ③ 5-3				F 1 SAFE 1 SAFE X 0-1 ① F9	1 SAFE 1 SAFE B X 1-0 ① SH1-3 1-2			3	0	0	0	0	0	1
Steve Lake, R (1, 2) OBP: 0.143, SLG: 0.143		C B B B F X 3-2 ② 5-3		C X 0-1 ① P6		1 SAFE P 1 SAFE P F F X 2-2 ② P6 1-2	S C S 0-3 ② K			3	0	0	0	0	0	1
Darren Daulton, L (8, PH) OBP: 0.417, SLG: 0.909										1	0	0	0	0	1	1
(9, 2)																
Floyd Youmans, R (1, 1) OBP: 0.250, SLG: 0.250		B F B X 2-1 1B HR 1B		X 0-0 ② F8		B 2 SAFE 2 SAFE C F C 1-3 ③ K		S S B B B B 4-2 BB		2	1	1	0	0	0	0
Greg Harris, S (5, 1)										0	0	0	0	0	0	0
Curt Ford, L (6, PH)										1	0	0	0	0	1	1
Jeff Parrett, R (7, 1)										0	0	0	0	0	0	0
Dwayne Murphy, L (8, PH)										0	0	0	0	1	0	0
(9, 8)																
Inning Stats	R: 1 E: 0 K: 0 S: 9 H: 1 LOB: 2 BB: 2 P: 21	R: 3 E: 0 K: 0 S: 13 H: 4 LOB: 1 BB: 0 P: 20	R: 0 E: 0 K: 0 S: 5 H: 0 LOB: 0 BB: 0 P: 9	R: 0 E: 0 K: 0 S: 5 H: 0 LOB: 0 BB: 0 P: 6	R: 1 E: 0 K: 0 S: 6 H: 0 LOB: 0 BB: 1 P: 16	R: 0 E: 0 K: 1 S: 12 H: 1 LOB: 1 BB: 0 P: 14	R: 1 E: 0 K: 0 S: 6 H: 1 LOB: 1 BB: 1 P: 12	R: 0 E: 0 K: 1 S: 11 H: 0 LOB: 2 BB: 2 P: 21	R: 1 E: 0 K: 0 S: 2 H: 1 LOB: 0 BB: 0 P: 4	1B: 6 2B: 0 3B: 0 HR: 2 SF: 1 SAC: 2 DP: 0 HBP: 0						

PITCHER		IP	WLS	BF	H	R	ER	SO	BB	IBB	HBP	BLK	WP	HR	S	P	ERA	WHIP
Randy Johnson, L ERA: 4.09	(1, 1)	3.0		16	5	4	4	0	2	0	0	1	0	1	27	50	12.00	2.333
Brian Holman, R ERA: 3.0	(4, 1)	3.0		11	1	1	1	1	1	0	0	0	0	0	23	36	3.00	0.667
Gene Harris, R ERA: 5.4	(7, 1)	2.0	L	11	2	2	2	1	3	0	0	0	1	1	19	37	9.00	2.500

PITCHER	IP	WLS	BF	H	R	ER	SO	BB	IBB	HBP	BLK	WP	HR	S	P	ERA	WHIP

BOTTOM

Montreal Expos @ Philadelphia Phillies

Veterans Stadium, Philadelphia, PA

Mon Apr 10 1989, 7:05 PM EDT

Att. 13,194 - Unknown

livebaseballscorecards.com

AB	29
R	7
H	8
RBI	6
BB	6
SO	2
LOB	15

WP: 1 PA: 38
PB: 0
SB: 2
CS: 0

Montreal Expos @ Philadelphia Phillies

Veterans Stadium, Philadelphia, PA

Tue Apr 11 1989, 7:05 PM EDT

Att. 14,429 - Unknown

TOP

livebaseballscorecards.com

Batter	1	2	3	4	5	6	7	8	9	AB	R	H	RBI	BB	SO	LOB
Tim Raines, S (1, 7) OBP: 0.353, SLG: 0.222	P3		K			FC6-4 1B		1B BB 1-2 SF9		3	1	1	0	1	1	1
Otis Nixon, S (1, 8) OBP: 0.167, SLG: 0.125	L7		G4-3			P4		F8 2-3		4	0	0	0	0	0	4
Andres Galarraga, R (1, 3) OBP: 0.379, SLG: 0.292	G5-3			G6-4-3 1B		FC6-4 1-2f		1B 1-3 3-H		4	0	2	1	0	0	1
Hubie Brooks, R (1, 9) OBP: 0.344, SLG: 0.393		E6 G4-3 1B		K			G3-1	SF9 3-H		3	0	1	1	0	1	1
Damaso Garcia, R (1, 4) OBP: 0.250, SLG: 0.250		G4-3 2-3		G6-4-3 1-2f			2B 1B	P4		4	0	1	0	0	0	3
Joe Hesketh, R (8, 1)										0	0	0	0	0	0	0
Tom Foley, L (1, 5) OBP: 0.222, SLG: 0.400		K			P5		2B 1-3		G1-3	4	0	1	0	0	1	1
(8, 4)																
Nelson Santovenia, R (1, 2) OBP: 0.364, SLG: 0.421		G6-3			P3		L7		1B	4	0	1	0	0	0	3
Spike Owen, S (1, 6) OBP: 0.261, SLG: 0.263			FC1-6 BB		G4-3		L8		K	1	0	0	0	1	0	0
Andy McGaffigan, R (5, 1)										0	0	0	0	0	0	0
Wallace Johnson, S (7, PH)										1	0	0	0	0	0	2
Tim Burke, R (7, 1)										0	0	0	0	0	0	0
Mike Fitzgerald, R (8, 5) OBP: 0.364, SLG: 0.889										1	0	0	0	0	1	1
Pascual Perez, R (1, 1)			FC1-6 1-2f			P2		F8 BB 1B 1B	F9	1	0	0	0	0	0	1
Rex Hudler, R (5, 6) OBP: 0.667, SLG: 0.667										2	1	1	0	0	0	0
Dave Martinez, L (9, PH)										1	0	0	0	0	0	1

	AB	33
	R	2
	H	8
	RBI	2
	BB	2
	SO	4
	LOB	19

Inning Stats	1	2	3	4	5	6	7	8	9
	R: 0 E: 0 K: 0 S: 7	H: 0 LOB: 0 BB: 0 P: 10	R: 0 E: 1 K: 1 S: 8	H: 1 LOB: 1 BB: 0 P: 13	R: 0 E: 0 K: 1 S: 8	H: 0 LOB: 1 BB: 1 P: 15	R: 0 E: 0 K: 1 S: 5	H: 1 LOB: 0 BB: 0 P: 7	R: 0 E: 0 K: 0 S: 7	H: 0 LOB: 0 BB: 0 P: 9	R: 0 E: 0 K: 0 S: 9	H: 1 LOB: 2 BB: 0 P: 12	R: 0 E: 0 K: 0 S: 11	H: 2 LOB: 2 BB: 0 P: 17	R: 2 E: 0 K: 0 S: 14	H: 2 LOB: 1 BB: 1 P: 26	R: 0 E: 0 K: 1 S: 10	H: 1 LOB: 1 BB: 0 P: 14

1B: 7	SF: 1	WP: 0	PA: 36
2B: 1	SAC: 0	PB: 0	
3B: 0	DP: 1	SB: 0	
HR: 0	HBP: 0	CS: 0	

PITCHER		IP	WLS	BF	H	R	ER	SO	BB	IBB	HBP	BLK	WP	HR	S	P	ERA	WHIP
Steve Ontiveros, R ERA: 0.6	(1, 1)	7.0	W	26	5	0	0	3	1	0	0	0	0	0	55	83	0.00	0.857
Larry McWilliams, L ERA: 3.86	(8, 1)	0.1		4	2	2	2	0	1	0	0	0	0	0	10	19	54.00	9.000
Jeff Parrett, R ERA:	(8, 1)	1.2		6	1	0	0	1	0	0	0	0	0	0	14	21	0.00	0.600

PITCHER	IP	WLS	BF	H	R	ER	SO	BB	IBB	HBP	BLK	WP	HR	S	P	ERA	WHIP

BOTTOM

Montreal Expos @ Philadelphia Phillies

Veterans Stadium, Philadelphia, PA

Tue Apr 11 1989, 7:05 PM EDT

Att. 14,429 - Unknown

livebaseballscorecards.com

Batter	1	2	3	4	5	6	7	8	9	AB	R	H	RBI	BB	SO	LOB
Bob Dernier, R (1, 8) OBP: 0.344, SLG: 0.276	E5		F8	BB		G4-3		P3		5	1	1	0	0	0	0
Tom Herr, S (1, 4) OBP: 0.452, SLG: 0.346	HBP		G5-3	P6		BB		G5-3		3	0	0	0	1	0	2
Von Hayes, L (1, 3) OBP: 0.667, SLG: 1.045	P6		BB	SF8		FC5-4				1	0	0	1	2	0	2
Mike Schmidt, R (1, 5) OBP: 0.323, SLG: 0.556	K		P2	BB		FC5-4				3	0	0	0	1	1	5
Chris James, R (1, 7) OBP: 0.323, SLG: 0.414	1B			1B P2			F8			4	1	2	1	0	0	2
Ron Jones, L (1, 9) OBP: 0.522, SLG: 0.556	G4-3			1B	L6		G4-3			4	1	1	0	0	0	2
Darren Daulton, L (1, 2) OBP: 0.438, SLG: 0.786		G3-1		2B	L7		BB			3	1	1	1	1	0	0
Steve Jeltz, S (1, 6) Jeff Parrett, R (8, 1)		G1-3		2B	K		K			3 0	1 0	0 0	0 0	1 0	2 0	1 0
Steve Ontiveros, R (1, 1) OBP: 0.143, SLG: 0.286 Larry McWilliams, L (8, 1) Dickie Thon, R (8, 6) OBP: 0.192, SLG: 0.167		K		SF8		G1-3		P2		3 0 1	1 0 0	1 0 0	3 0 0	0 0 0	1 0 0	0 0 0
Inning Stats	R: 1 E: 1 K: 1 S: 12 H: 1 LOB: 2 BB: 0 P: 21	R: 0 E: 0 K: 1 S: 11 H: 0 LOB: 0 BB: 0 P: 17	R: 0 E: 0 K: 0 S: 11 H: 0 LOB: 1 BB: 1 P: 17	R: 5 E: 0 K: 0 S: 22 H: 5 LOB: 2 BB: 2 P: 36	R: 0 E: 0 K: 1 S: 6 H: 0 LOB: 0 BB: 0 P: 12	R: 0 E: 0 K: 0 S: 11 H: 0 LOB: 2 BB: 2 P: 21	R: 0 E: 0 K: 1 S: 9 H: 0 LOB: 1 BB: 1 P: 14	R: 0 E: 0 K: 0 S: 9 H: 0 LOB: 0 BB: 0 P: 13		1B: 5 2B: 1 3B: 0 HR: 0 SF: 1 SAC: 0 DP: 0 HBP: 1					WP: 0 PB: 0 SB: 1 CS: 0 PA: 38	

	AB	30
	R	6
	H	6
	RBI	6
	BB	6
	SO	4
	LOB	14

PITCHER		IP	WLS	BF	H	R	ER	SO	BB	IBB	HBP	BLK	WP	HR	S	P	ERA	WHIP
Pascual Perez, R ERA: 5.73	(1, 1)	4.0	L	23	6	6	5	2	3	0	1	0	0	0	56	91	11.25	2.250
Andy McGaffigan, R ERA: 1.59	(5, 1)	2.0		8	0	0	0	1	2	0	0	0	0	0	17	33	0.00	1.000
Tim Burke, R ERA:	(7, 1)	1.0		4	0	0	0	1	1	0	0	0	0	0	9	14	0.00	1.000
Joe Hesketh, L ERA: 5.4	(8, 1)	1.0		3	0	0	0	0	0	0	0	0	0	0	9	13	0.00	0.000

PITCHER	IP	WLS	BF	H	R	ER	SO	BB	IBB	HBP	BLK	WP	HR	S	P	ERA	WHIP

Montreal Expos @ Philadelphia Phillies

Veterans Stadium, Philadelphia, PA

Wed Apr 12 1989, 7:05 PM EDT

Att. 15,461 - Unknown

TOP

livebaseballscorecards.com

Batter	1	2	3	4	5	6	7	8	9	AB	R	H	RBI	BB	SO	LOB
Tim Raines, S (1, 7) OBP: 0.385, SG: 0.233	F B B F B B 4-2 G6-4-3 BB			C F X 0-2 ① L8		B C B F B B 4-2 FC5-4 1-2 BB	C B F X 1-2 HBP 2-H 1B		X 0-0 ③ F8	3	0	1	1	2	0	0
Otis Nixon, S (1, 8) OBP: 0.143, SG: 0.105 Mike Aldrete, L (7, PH) (7, 8)	B C B C X 2-2 ①② G6-4-3 1-2f			L B F C 1-3 ② K		X 0-0 ① F7	C B F B B H 4-2 1-2 2-3 HBP			3 0	0 0	0 0	0 0	0 0	1 0	3 0
Andres Galarraga, R (1, 3) OBP: 0.364, SG: 0.393	C S S 0-3 ③ K			B F B B B X 3-1 HR		F B X 1-1 ② F8	B B B C C S 3-3 ③ K			4	1	1	1	0	2	5
Hubie Brooks, R (1, 9) OBP: 0.333, SG: 0.375		B C C B X 2-2 ① L9		B F B F X 2-2 ③ G4-3		S B F S X 1-2 ③ FC5-4 1-2f		X 0-0 1B 1B		4	0	1	0	0	0	2
Mike Fitzgerald, R (1, 5) OBP: 0.333, SG: 0.667		B B C S S X 2-2 ② G6-3			B B B B 4-0 BB		X 0-0 ① G5-3	F C B S 1-3 ① K		3	0	0	0	1	1	1
Damaso Garcia, R (1, 4) OBP: 0.313, SG: 0.375		C S X 0-2 ③ G5-3			X 0-0 ① P4		B X 1-0 1B 2B	B F X 1-1 1-2 G5-4-3 1B		4	1	2	0	0	0	1
Nelson Santovenia, R (1, 2) OBP: 0.385, SG: 0.381			B B B C B 4-1 L5-3 BB		X 0-0 ② F7		C B B B B 4-1 1B 1B BB	S X 0-1 ②③ G5-4-3 1-2f		2	1	0	0	2	0	3
Spike Owen, S (1, 6) OBP: 0.240, SG: 0.238 Brian Holman, R (5, 1) Wallace Johnson, S (7, PH) OBP: 0.333, SG: 0.250 Gene Harris, R (7, 1) Dave Martinez, L (9, PH)		B C X 1-1 ①② L5-3 1-2			B C F B B X 3-2 ③ P6		B 1 SAFE F X 1-1 HBP 1B 1-2 2-H 1B		C B F X 1-2 ① G4-1	2 0 1 0 1	0 0 0 0 0	0 0 1 0 0	0 0 1 0 0	0 0 0 0 0	0 0 0 0 0	2 0 0 0 0
Kevin Gross, R (1, 1) OBP: 0.250, SG: 0.250 Rex Hudler, R (5, 6) OBP: 0.750, SG: 0.750 Tom Foley, L (7, PH) OBP: 0.207, SG: 0.370 (7, 6)		C B C B C 2-3 ③ K				L B B F X 2-2 BB 1B	C S B F S 1-3 ② K		F B B C X 2-2 ② G4-3	1 1 2	0 0 0	0 1 0	0 0 0	0 0 0	1 0 0	0 0 2

	AB	31
	R	3
	H	7
	RBI	3
	BB	5
	SO	6
	LOB	19

Inning Stats																								
	R: 0 E: 0 K: 1 S: 8	H: 0 LOB: 0 BB: 1 P: 14	R: 0 E: 0 K: 0 S: 9	H: 0 LOB: 0 BB: 0 P: 13	R: 0 E: 0 K: 1 S: 6	H: 0 LOB: 0 BB: 1 P: 13	R: 1 E: 0 K: 1 S: 11	H: 1 LOB: 0 BB: 0 P: 17	R: 0 E: 0 K: 0 S: 5	H: 0 LOB: 1 BB: 1 P: 12	R: 0 E: 0 K: 0 S: 11	H: 1 LOB: 2 BB: 1 P: 19	R: 2 E: 0 K: 2 S: 17	H: 3 LOB: 3 BB: 1 P: 32	R: 0 E: 0 K: 1 S: 8	H: 2 LOB: 1 BB: 0 P: 10	R: 0 E: 0 K: 0 S: 7	H: 0 LOB: 0 BB: 0 P: 10	1B: 5 2B: 2 3B: 0 HR: 1	SF: 0 SAC: 0 DP: 3 HBP: 1	WP: 0 PB: 0 SB: 0 CS: 0	PA: 37		

PITCHER		IP	WLS	BF	H	R	ER	SO	BB	IBB	HBP	BLK	WP	HR	S	P	ERA	WHIP
Don Carman, L ERA: 3.18	(1, 1)	6.1	W	26	4	3	3	3	5	0	0	0	0	1	55	99	4.26	1.421
Mike Maddux, R ERA: 9.0	(7, 1)	0.1		3	1	0	0	1	0	0	1	0	0	0	9	15	0.00	3.000
Steve Bedrosian, R ERA:	(7, 1)	2.1	S	8	2	0	0	2	0	0	0	0	0	0	18	26	0.00	0.857

PITCHER	IP	WLS	BF	H	R	ER	SO	BB	IBB	HBP	BLK	WP	HR	S	P	ERA	WHIP

Batter	1	2	3	4	5	6	7	8	9	AB	R	H	RBI	BB	SO	LOB
Bob Dernier, R (1, 8) OBP: 0.306, SLG: 0.242	B C X 1-2 P3 ①	C S 0-3 K ③		C S 0-3 K ③		X 0-0 FC5-4-6 ③ 2-3				4	0	0	0	0	2	2
Tom Herr, S (1, 4) OBP: 0.429, SLG: 0.367	B B B C X 3-1 G4-3 2B		C F B C 1-3 K ①		C X 0-1 G1-3 ①		C B C B F F X 2-2 L9 ①			4	0	1	0	0	1	0
Von Hayes, L (1, 3) OBP: 0.649, SLG: 1.154	C B B C F F X 2-2 G4-3 ② 2-3		B X 1-0 HR		S B B C B X 3-2 2B 3B		C F B C 1-3 K ②			4	2	2	1	0	1	1
Mike Schmidt, R (1, 5) OBP: 0.343, SLG: 0.677	B F C F B S 2-3 K ③		F C X 0-2 HR		F B B X 2-1 1B 2B 3-H		B C S F C 1-3 K ③			4	1	2	2	0	2	1
Chris James, R (1, 7) OBP: 0.343, SLG: 0.424		C B S S 1-3 K ①	B X 1-0 G3 ②		B X 1-0 G4-6-3 1B 2-3			S B B X 2-1 G4-6-3 1B		4	0	2	0	0	1	0
Ron Jones, L (1, 9) OBP: 0.519, SLG: 0.667		C F B F B B B 4-2 HR BB	B B S X 2-1 HR		B B B 1 SAFE X 3-0 G4-6-3 ② ③ 1-2f			C 1 SAFE 1 SAFE B B X 2-1 G4-6-3 ① ② 1-2f		3	2	1	1	1	0	3
Darren Daulton, L (1, 2) OBP: 0.400, SLG: 0.833	X 0-0 HR 1-H	C B B C S 2-3 K ③				C B C S 1-3 K ①		B B S F X 2-2 F8 ③		4	1	1	2	0	2	0
Steve Jeltz, S (1, 6) OBP: 0.333, SLG: 0.286		B B F F B B 4-2 SH5-4 BB		C X 0-1 G4-3 ①		B B C S F B X 3-2 FC5-4 2B				2	0	1	0	1	0	0
Don Carman, L (1, 1) Mike Maddux, L (7, 1) Steve Bedrosian, R (7, 1)		L P 1 SAFE 1 SAFE X 1-1 SH5-4 ② 1-2		X 0-0 G6-3 ②		B X 1-0 P6 ②				2 0 0	0 0 0	0 0 0	0 0 0	0 0 0	0 0 0	1 0 0
Inning Stats	R: 0 H: 1 E: 0 LOB: 1 K: 1 BB: 0 S: 14 P: 22	R: 2 H: 1 E: 0 LOB: 1 K: 2 BB: 2 S: 15 P: 24	R: 3 H: 3 E: 0 LOB: 0 K: 2 BB: 0 S: 13 P: 20	R: 0 H: 0 E: 0 LOB: 0 K: 1 BB: 0 S: 6 P: 6	R: 1 H: 3 E: 0 LOB: 1 K: 0 BB: 0 S: 9 P: 18	R: 0 H: 1 E: 0 LOB: 1 K: 1 BB: 0 S: 9 P: 14	R: 0 H: 0 E: 0 LOB: 0 K: 2 BB: 0 S: 12 P: 16	R: 0 H: 1 E: 0 LOB: 0 K: 0 BB: 0 S: 7 P: 13		1B: 2 SF: 0 2B: 3 SAC: 1 3B: 1 DP: 2 HR: 4 HBP: 0						

PITCHER		IP	WLS	BF	H	R	ER	SO	BB	IBB	HBP	BLK	WP	HR	S	P	ERA	WHIP
Kevin Gross, R ERA: 5.84	(1, 1)	4.1	L	22	7	6	6	6	2	0	0	0	0	4	55	84	12.46	2.077
Brian Holman, R ERA: 1.93	(5, 1)	1.2		6	2	0	0	1	0	0	0	0	0	0	11	20	0.00	1.200
Gene Harris, R ERA: 3.86	(7, 1)	2.0		6	1	0	0	2	0	0	0	0	0	0	19	29	0.00	0.500

PITCHER	IP	WLS	BF	H	R	ER	SO	BB	IBB	HBP	BLK	WP	HR	S	P	ERA	WHIP

BOTTOM

Montreal Expos @ Philadelphia Phillies

Veterans Stadium, Philadelphia, PA

Wed Apr 12 1989, 7:05 PM EDT

Att. 15,461 - Unknown

livebaseballscorecards.com

AB	31
R	6
H	10
RBI	6
BB	2
SO	9
LOB	8

Batter	1	2	3	4	5	6	7	8	9	AB	R	H	RBI	BB	SO	LOB
Tim Raines, S (1, 7) OBP: 0.400, SLG: 0.235	B C B C F F B X 3-2 ① G3	B X 1-0 ② F7		B C B F X 2-2 1B 1-2 1B		S C B B S 2-3 ① K	B B B B 4-0 BB		B B B B 4-0 BB	4	1	1	0	2	1	0
Damaso Garcia, R (1, 4) OBP: 0.409, SLG: 0.571 Andy McGaffigan, R (9, 1)	C B X 1-1 1B 3B	C F F X 0-2 2B		B X 1-0 1B 1-3 2-H 1B		B B B C S B 4-2 S 1B BB	F F B F S 1-3 ③ K		C B X 1-1 ③ 6-3	5 0	2 0	3 0	1 0	1 0	1 0	6 0
Andres Galarraga, R (1, 3) OBP: 0.395, SLG: 0.424	C X 0-1 S E 3-H 1B	X 0-0 ③ G5-3		B X 1-0 2B 2-H 3-H 1B		C X 0-1 S 1-2 1B		C F X 0-2 ① F9		5	1	3	3	0	0	1
Hubie Brooks, R (1, 9) OBP: 0.317, SLG: 0.378 Tim Wallach, R (9, 5) OBP: 0.481, SLG: 0.458	C S 1 SAFE B B B F F X 3-2 E6 G4-3 1-H 1B	X 0-0 ① F8	X 0-0 ① F8	X 0-0 2B 1-3		F B F B F S 2-3 ② K 1-2 2-3		B B B X 3-0 ② F8		5 0	1 0	1 0	0 0	0 0	1 0	2 0
Tom Foley, L (1, 5) OBP: 0.206, SLG: 0.323 (9, 6)	1 SAFE 1 P X 1-0 ② G4-3 1-2	X 0-0 ② G3	X 0-0 ② G3	B B B I 4-0 IBB		B C B S F X 2-2 ③ F8		B C F X 1-2 ③ G3		4	0	0	0	1	0	3
Nelson Santovenia, R (1, 2) OBP: 0.419, SLG: 0.375 Otis Nixon, S (9, PR) OBP: 0.143, SLG: 0.105 (9, 8)	C B X 1-1 1B 2-H 1B		X 0-0 ③ L7	B F F F B S 2-3 ③ K			B B B B 4-0 1B G5-3 BB		B B B B 4-0 WP S 2B BB	3 0	0 1	1 0	1 0	2 0	1 0	3 0
Dave Martinez, L (1, 8) OBP: 0.048, SLG: 0.048 (9, 9)	B S F X 1-2 2-3 1B			B B X 2-0 ① P5	C C F X 0-2 ① F7		B C X 1-1 ① G5-3 1-2		1 SAFE 1 SAFE L 1 SAFE B 1 SAFE B B X 3-1 ① F9 1-2	5	0	1	0	0	0	2
Spike Owen, S (1, 6) OBP: 0.241, SLG: 0.240 Wallace Johnson, S (9, PH) OBP: 0.429, SLG: 0.600 Rex Hudler, R (9, PR) OBP: 0.750, SLG: 0.750 (9, 6) (9, 4)	C B C B 1 SAFE 1 SAFE B X 3-2 ③ 1-3		X 0-0 ② G5-3	C C B X 1-2 ② F7			B B S C X 2-1 SH2-4 2-3 1B		B S C X 1-2 G6-3 2-H 2B	4 1 0	0 0 0	1 1 0	0 1 0	0 0 0	0 0 0	2 0 0
Dennis Martinez, R (1, 1) OBP: 0.143, SLG: 0.143 Tim Burke, R (8, 1) Joe Hesketh, R (8, 1) Mike Aldrete, L (8, 9) Mike Fitzgerald, R (9, 2) OBP: 0.333, SLG: 0.667		X 0-0 ① G5-3		B X 1-0 1B 1B	S X 0-1 ③ P3		X 0-0 ② SH2-4 1-2		B X 1-0 ② G6-3 2-3	3 0 0 1 0	1 0 0 0 0	1 0 0 0 0	0 0 0 0 0	0 0 0 0 0	0 0 0 0 0	0 0 0 2 0
Inning Stats	R: 3 H: 4 E: 1 LOB: 2 K: 0 BB: 0 S: 24 P: 36	R: 0 H: 1 E: 0 LOB: 1 K: 0 BB: 0 S: 7 P: 8	R: 0 H: 0 E: 0 LOB: 0 K: 0 BB: 0 S: 3 P: 3	R: 3 H: 5 E: 0 LOB: 3 K: 1 BB: 1 S: 13 P: 26	R: 0 H: 0 E: 0 LOB: 0 K: 0 BB: 0 S: 9 P: 10	R: 0 H: 1 E: 0 LOB: 2 K: 2 BB: 1 S: 15 P: 25	R: 0 H: 1 E: 0 LOB: 3 K: 1 BB: 2 S: 9 P: 21	R: 0 H: 0 E: 0 LOB: 0 K: 0 BB: 0 S: 7 P: 11	R: 1 H: 1 E: 0 LOB: 3 K: 0 BB: 2 S: 8 P: 22	1B: 9 SF: 0 2B: 3 SAC: 1 3B: 1 DP: 0 HR: 0 HBP: 0						

PITCHER		IP	WLS	BF	H	R	ER	SO	BB	IBB	HBP	BLK	WP	HR	S	P	ERA	WHIP
Bob Walk, R ERA: 6.75	(1, 1)	3.2		22	10	6	4	0	0	0	0	0	0	0	43	63	9.82	2.727
Dorn Taylor, R ERA: 9.64	(4, 1)	1.1		5	0	0	0	1	0	1	0	0	0	0	13	20	0.00	0.000
Bill Landrum, R ERA:	(6, 1)	2.0		11	2	0	0	3	3	0	0	0	0	0	24	46	0.00	2.500
Neal Heaton, L ERA: 6.0	(8, 1)	1.0		3	0	0	0	0	0	0	0	0	0	0	7	11	0.00	0.000
Scott Medvin, R ERA: 3.38	(9, 1)	1.0	L	6	1	1	1	0	2	0	0	0	1	0	8	22	9.00	3.000

PITCHER	IP	WLS	BF	H	R	ER	SO	BB	IBB	HBP	BLK	WP	HR	S	P	ERA	WHIP

TOP

Montreal Expos @ Pittsburgh Pirates

Three Rivers Stadium, Pittsburgh, PA

Fri Apr 14 1989, 7:05 PM EDT

Att. 15,052 - Unknown

livebaseballscorecards.com

AB	40
R	7
H	13
RBI	6
BB	6
SO	4
LOB	21

1B: 9	SF: 0	WP: 1	PA: 47
2B: 3	SAC: 1	PB: 0	
3B: 1	DP: 0	SB: 4	
HR: 0	HBP: 0	CS: 0	

BOTTOM

Montreal Expos @ Pittsburgh Pirates

Three Rivers Stadium, Pittsburgh, PA

Fri Apr 14 1989, 7:05 PM EDT

Att. 15,052 - Unknown

Batter	1	2	3	4	5	6	7	8	9	AB	R	H	RBI	BB	SO	LOB
Barry Bonds, L (1, 7) OBP: 0.317, SLG: 0.514 Scott Medvin, R (9, 1)	2-0 2B		0-0 G5-3		2-2 G4-3		0-0 L3	0-2 G3		5 0	0 0	1 0	0 0	0 0	0 0	1 0
Jose Lind, R (1, 4) OBP: 0.361, SLG: 0.276	0-0 6-3		1-0 E5 2B		0-0 1-3		2-1 G4-3		1-1 E6 PB BB	5	1	0	0	0	0	1
Andy Van Slyke, L (1, 8) OBP: 0.290, SLG: 0.357 John Cangelosi, S (2, 8) OBP: 0.429, SLG: 0.500	2-2 L8		3-1 2B 2-H			2-2 1B 1B		0-1 6-3	4-0 PB BB 1-2	1 3	0 1	0 2	0 1	0 1	0 0	1 0
Bobby Bonilla, S (1, 5) OBP: 0.282, SLG: 0.270	3-3 K		0-0 F7			0-1 F8		3-3 K	0-3 K 1-2 2-3	5	0	0	0	0	3	5
Sid Bream, L (1, 3) OBP: 0.364, SLG: 0.357 Gary Redus, R (3, 3) OBP: 0.800, SLG: 1.000		2-2 L5-3 1B		4-2 S BB		0-0 1B 1-2 1B		0-1 1B 2B	4-0 G5-4-3 IBB	1 2	0 1	1 2	0 0	0 2	0 0	0 0
Glenn Wilson, R (1, 9) OBP: 0.235, SLG: 0.300	0-0 L5-3 1-2			0-2 F9		1-3 K		1-0 1B 2B HBP	0-0 G5-4-3 1-2f	4	1	0	0	0	1	7
Michael LaValliere, L (1, 2) OBP: 0.360, SLG: 0.304	1-2 1B			2-0 G5-3 1-2		0-2 1B 1-2 2-H		3-2 2B 1B 1-3 2-H 1B		4	1	3	2	0	0	1
Jay Bell, R (1, 6) R.J. Reynolds, S (8, PH) OBP: 0.083, SLG: 0.167 (9, 7)	2-3 K			1-2 P5		1-1 1-3		0-0 1B 1-3 3-H 2B		3 1	0 1	0 1	0 1	0 0	1 0	4 0
Bob Walk, R (1, 1) Dorn Taylor, R (4, 1) Ken Oberkfell, L (5, PH) Bill Landrum, R (6, 1) Neal Heaton, L (7, PH) OBP: 0.000, SLG: 0.333 (8, 1) Junior Ortiz, R (8, PH) OBP: 0.000, SLG: 0.000 Rafael Belliard, R (8, PR) OBP: 0.462, SLG: 0.500 (9, 6)			2-2 G4-3		0-1 P4		0-3 K	0-1 2-H 3-H 1B		1 0 1 0 1 1 1 0	0 0 0 0 0 0 0 0	0 0 0 0 0 0 1 0	0 0 0 0 0 0 0 0	0 0 0 0 0 0 0 0	0 0 0 0 0 0 0 0	0 0 0 0 0 0 0 0
Inning Stats	R: 0 E: 0 K: 1 S: 11 H: 1 LOB: 1 BB: 0 P: 18	R: 0 E: 0 K: 1 S: 10 H: 2 LOB: 1 BB: 0 P: 15	R: 1 E: 1 K: 0 S: 10 H: 1 LOB: 1 BB: 0 P: 16	R: 0 E: 0 K: 0 S: 12 H: 0 LOB: 1 BB: 1 P: 19	R: 0 E: 0 K: 0 S: 6 H: 0 LOB: 0 BB: 0 P: 8	R: 1 E: 0 K: 1 S: 14 H: 3 LOB: 2 BB: 0 P: 18	R: 0 E: 0 K: 1 S: 6 H: 0 LOB: 0 BB: 0 P: 8	R: 4 E: 0 K: 1 S: 25 H: 4 LOB: 1 BB: 0 P: 32	R: 0 E: 1 K: 1 S: 6 H: 0 LOB: 2 BB: 2 P: 15	1B: 7 2B: 5 3B: 0 HR: 0 SF: 0 SAC: 0 DP: 2 HBP: 1						

livebaseballscorecards.com

AB	38
R	6
H	11
RBI	6
BB	3
SO	6
LOB	20

WP: 0 PA: 42
PB: 1
SB: 1
CS: 0

PITCHER		IP	WLS	BF	H	R	ER	SO	BB	IBB	HBP	BLK	WP	HR	S	P	ERA	WHIP
Dennis Martinez, R ERA: 3.18	(1, 1)	7.2		34	9	5	4	5	1	0	1	0	0	0	88	128	4.70	1.304
Tim Burke, R ERA: 3.0	(8, 1)	0.0		2	2	1	1	0	0	0	0	0	0	0	3	3	∞	∞
Joe Hesketh, L ERA: 4.5	(8, 1)	0.2	W	5	0	0	0	1	1	1	0	0	0	0	8	17	0.00	1.500
Andy McGaffigan, R ERA: 1.42	(9, 1)	0.2	S	1	0	0	0	0	0	0	0	0	0	0	1	1	0.00	0.000

PITCHER	IP	WLS	BF	H	R	ER	SO	BB	IBB	HBP	BLK	WP	HR	S	P	ERA	WHIP

Montreal Expos @ Pittsburgh Pirates

Three Rivers Stadium, Pittsburgh, PA

Sat Apr 15 1989, 3:33 AM EDT

Att. 9,658 - Unknown - 51 F

TOP

livebaseballscorecards.com

Batter	1	2	3	4	5	6	7	8	9	AB	R	H	RBI	BB	SO	LOB
Tim Raines, S (1, 7) OBP: 0.420, SLG: 0.289	F8		BB		S 5-3 1B	F7			2B	4	1	2	0	1	0	3
Damaso Garcia, R (1, 4) OBP: 0.407, SLG: 0.538	F8		1B		5-3	F7			1B	5	1	2	1	0	0	1
Andres Galarraga, R (1, 3) OBP: 0.372, SLG: 0.395	6-3		F7		F8	6-3			FC6-4 1B	5	0	1	1	0	0	3
Hubie Brooks, R (1, 9) OBP: 0.304, SLG: 0.357		4-3		K	F9		K		FC6-4	5	0	1	1	0	2	1
Tim Wallach, R (1, 5) OBP: 0.438, SLG: 0.414		P3		1B G3 1B		E5 BB WP		F7	FC6-4	5	1	1	0	0	0	2
Dave Martinez, L (1, 8) OBP: 0.083, SLG: 0.083		1-3		G3 1B		F7		K	K	3	0	1	0	0	0	1
Rex Hudler, R (8, PH) OBP: 0.600, SLG: 0.600										1	0	0	0	0	1	0
(8, 8) Mike Aldrete, L (9, PH)										1	0	0	0	0	1	2
Mike Fitzgerald, R (1, 2) OBP: 0.316, SLG: 0.563			F9	G3 1B		F7		E5		4	0	1	0	0	0	1
Tom Foley, L (1, 6) OBP: 0.243, SLG: 0.313			S 1B BB	G3		BB		K		1	1	0	1	2	0	2
Spike Owen, S (8, PH) OBP: 0.233, SLG: 0.231										1	0	0	0	0	1	1
(8, 6)																
Randy Johnson, R (1, 1)			K	L4		BB			F6	0	0	0	0	0	0	0
Brian Holman, R (2, 1)										1	0	0	0	0	1	1
Wallace Johnson, S (4, PH) OBP: 0.375, SLG: 0.500										1	0	0	0	0	0	2
Tim Burke, R (4, 1)										0	0	0	0	0	0	0
Otis Nixon, S (6, PH) OBP: 0.182, SLG: 0.105										0	0	0	0	1	0	0
Gene Harris, R (6, 1)										0	0	0	0	0	0	0
Nelson Santovenia, R (9, PH) OBP: 0.406, SLG: 0.360										1	0	0	0	0	0	0

	AB	38
	R	4
	H	9
	RBI	4
	BB	4
	SO	6
	LOB	20

Inning Stats	1	2	3	4	5	6	7	8	9
	R: 0 H: 0 E: 0 LOB: 0 K: 0 BB: 0 S: 6 P: 8	R: 0 H: 0 E: 0 LOB: 0 K: 0 BB: 0 S: 7 P: 9	R: 1 H: 1 E: 0 LOB: 2 K: 1 BB: 2 S: 10 P: 19	R: 1 H: 3 E: 0 LOB: 2 K: 1 BB: 0 S: 13 P: 21	R: 0 H: 1 E: 0 LOB: 1 K: 0 BB: 0 S: 11 P: 16	R: 0 H: 0 E: 1 LOB: 3 K: 0 BB: 2 S: 7 P: 21	R: 0 H: 0 E: 0 LOB: 0 K: 1 BB: 0 S: 8 P: 13	R: 0 H: 0 E: 1 LOB: 1 K: 2 BB: 0 S: 12 P: 16	R: 2 H: 4 E: 0 LOB: 2 K: 1 BB: 0 S: 16 P: 20

1B: 8	SF: 0	WP: 1	PA: 42
2B: 1	SAC: 0	PB: 0	
3B: 0	DP: 0	SB: 2	
HR: 0	HBP: 0	CS: 0	

PITCHER		IP	WLS	BF	H	R	ER	SO	BB	IBB	HBP	BLK	WP	HR	S	P	ERA	WHIP
Mike Dunne, R ERA: 5.59	(1, 1)	5.2	W	27	5	2	2	2	4	0	0	0	1	0	51	88	3.18	1.588
Bob Kipper, L ERA: 3.86	(6, 1)	2.2		11	2	2	2	3	0	0	0	0	0	0	28	41	6.75	0.750
Jeff Robinson, R ERA: 5.79	(9, 1)	0.2	S	4	2	0	0	1	0	0	0	0	0	0	11	14	0.00	3.000

PITCHER	IP	WLS	BF	H	R	ER	SO	BB	IBB	HBP	BLK	WP	HR	S	P	ERA	WHIP

BOTTOM

Batter	1	2	3	4	5	6	7	8	9	AB	R	H	RBI	BB	SO	LOB
Barry Bonds, L (1, 7) OBP: 0.348, SLG: 0.537	B F B F F X 2-2 E S 1B 1B	B B B C X 3-1 1-H SF8 2B	B B F B F F X 3-2 F5 ③		B F F B B B 4-2 CS BB			B X 1-0 G3 ②		4	2	2	1	1	0	2
Jose Lind, R (1, 4) OBP: 0.317, SLG: 0.242	B B C X 2-1 F8 ①	X 0-0 3-H SF8 ②		B S F X 1-2 F8 ①	P 1-0 1-2 CS ③	X 0-0 4-3 ①		X 0-0 1-3 ③		4	0	0	1	0	0	1
John Cangelosi, S (1, 8) OBP: 0.545, SLG: 0.500	B C X 1-1 S\ 1-3 1-H HR 1B	B S B B B 4-1 1B BB		X 0-0 F7 ②		B C B C B B 4-2 CS BB				2	1	1	1	2	0	0
Bobby Bonilla, S (1, 5) OBP: 0.302, SLG: 0.293	B B X 2-0 1-3 ② 1-2	B C F X 1-2 1-3 1B		X 0-0 BB 1B 1B		X 0-0 F8 ②				4	1	2	0	0	0	2
Glenn Wilson, R (1, 9) OBP: 0.263, SLG: 0.394	B F B X 2-1 2-H HR	X 0-0 5-3 ③		C B B B S B 4-2 1B 1-2 BB		B P 2-0 1-2 CS ③	X 0-0 5-3 ①			3	1	1	2	1	0	2
Gary Redus, R (1, 3) OBP: 0.778, SLG: 0.800	B B B B 4-0 BB	B B B C B 4-1 4-3 BB	C X 0-1 1-3 2-H S 1B				C X 0-1 F8 ②			2	0	1	1	2	0	0
Junior Ortiz, R (1, 2) OBP: 0.214, SLG: 0.154	X 0-0 5-3 ③	B B B C F F F X 3-2 F9 ①	B S B C S 2-3 1-2 K				B B B B 4-0 FC4-6 BB			3	0	0	0	1	1	4
Rafael Belliard, R (1, 6) OBP: 0.353, SLG: 0.375		B B X 2-0 F8 ①	X 0-0 4-3 ② 1-2		C B F X 1-2 F5 ①		B X 1-0 1-2f FC4-6 ③			4	0	0	0	0	0	2
Mike Dunne, R (1, 1) OBP: 0.500, SLG: 0.333 Bob Kipper, R (6, 1) Jeff Robinson, R (9, 1)		B X 1-0 2B 1B	B F B B B 4-1 BB		C F C 0-3 K ②			B X 1-0 1-3 ①		2 1 0	1 0 0	1 0 0	0 0 0	1 0 0	1 0 0	0 0 0
Inning Stats	R: 3 H: 3 E: 0 LOB: 1 K: 0 BB: 1 S: 13 P: 26	R: 2 H: 3 E: 0 LOB: 2 K: 0 BB: 1 S: 10 P: 21	R: 0 H: 0 E: 0 LOB: 2 K: 0 BB: 2 S: 12 P: 26	R: 1 H: 2 E: 0 LOB: 2 K: 1 BB: 1 S: 12 P: 19	R: 0 H: 0 E: 0 LOB: 0 K: 1 BB: 1 S: 9 P: 14	R: 0 H: 0 E: 0 LOB: 0 K: 0 BB: 1 S: 5 P: 10	R: 0 H: 0 E: 0 LOB: 1 K: 0 BB: 1 S: 4 P: 9	R: 0 H: 0 E: 0 LOB: 0 K: 0 BB: 0 S: 3 P: 5		1B: 6 SF: 1 2B: 1 SAC: 0 3B: 0 DP: 0 HR: 1 HBP: 0						

PITCHER		IP	WLS	BF	H	R	ER	SO	BB	IBB	HBP	BLK	WP	HR	S	P	ERA	WHIP
Randy Johnson, L ERA: 7.11	(1, 1)	1.2	L	13	6	5	5	0	2	0	0	0	0	1	22	46	27.00	4.800
Brian Holman, R ERA: 1.5	(2, 1)	1.1		6	0	0	0	0	2	0	0	0	0	0	13	27	0.00	1.500
Tim Burke, R ERA: 3.6	(4, 1)	2.0		9	2	1	1	2	2	0	0	0	0	0	21	33	4.50	2.000
Gene Harris, R ERA: 2.7	(6, 1)	3.0		10	0	0	0	0	2	0	0	0	0	0	12	24	0.00	0.667

PITCHER	IP	WLS	BF	H	R	ER	SO	BB	IBB	HBP	BLK	WP	HR	S	P	ERA	WHIP

Montreal Expos @ Pittsburgh Pirates

Three Rivers Stadium, Pittsburgh, PA

Sat Apr 15 1989, 3:33 AM EDT

Att. 9,658 - Unknown - 51 F

livebaseballscorecards.com

AB	29
R	6
H	8
RBI	6
BB	8
SO	2
LOB	13

WP: 0	PA: 40		
PB: 0			
SB: 3			
CS: 2			

Montreal Expos @ Pittsburgh Pirates

Three Rivers Stadium, Pittsburgh, PA

Sun Apr 16 1989, 3:33 AM EDT

Att. 18,107 - Unknown

livebaseballscorecards.com

TOP

Batter	1	2	3	4	5	6	7	8	9	10	11	AB	R	H	RBI	BB	SO	LOB
Tim Raines, S (1, 7) OBP: 0.411, SLG: 0.318	C X 0-1 F7 ①		S B F X 1-2 G4-3 ②		C F B B X 2-2 G3-1 2-H 1B		1 SAFE B 1 SAFE X 1-0 1-H 2B		X 0-0 L1-3 ① ② 1-2		X 0-0 F5 ③	6	0	2	2	0	0	1
Tom Foley, L (1, 4) (8, 5) OBP: 0.262, SLG: 0.286	B S X 1-1 G4-3 ②		B B B B 4-0 PO BB		X 0-0 G3-1 ② 2-3		B X 1-0 G3-1 ③		B C F F B F F B F 4-2 B BB			3	0	0	0	2	0	2
Andres Galarraga, R (1, 3) OBP: 0.354, SLG: 0.372	C C F S 0-3 K ③		F S B F 1 SAFE B 1 SAFE 2-2 PO ③ 1-2	C F B F F F X 1-2 G1 1B 1B	B F B X 2-1 F7 ③		X 0-0 G6-3 ①		C B F F S 1-3 K ③			5	1	1	0	0	2	2
Mike Aldrete, L (1, 9) OBP: 0.143, SLG: 0.083		C X 0-1 G4-3 ①		X 0-0 G1 ① 1-2	C X 0-1 CS 1B		C B C S 1-3 K ②			C S X 0-2 F7 ①		5	0	1	0	0	1	1
Tim Wallach, R (1, 5) OBP: 0.389, SLG: 0.364	S C F F B S 1-3 K ②			F S B S 1-3 K ②	P B X 2-0 P6 ① ② 1-2		B S F X 1-2 E5 S 1B			C X 0-1 F7 ②		4	0	0	0	0	2	2
Rex Hudler, R (8, PR) (8, 6) OBP: 0.500, SLG: 0.500												1	1	0	0	0	0	0
Dave Martinez, L (1, 8) OBP: 0.172, SLG: 0.111	B B B B 4-0 S BB			B B X 2-0 2-H 1B	B X 1-0 F8 ③		B 1 SAFE 1 SAFE B B B 4-0 1B 1-2 BB			B B C F X 3-2 G5-3 ③		3	0	1	1	2	0	0
Nelson Santovenia, R (1, 2) OBP: 0.432, SLG: 0.414	S B B C B B 4-2 1-2 BB			F F F X 0-2 G4-3 ③			B X 1-0 G5-3 ① C X 0-1 1-3 2-H 1B				S X 0-1 G4-3 SF8 2B	4	1	2	1	1	0	1
Spike Owen, S (1, 6) OBP: 0.242, SLG: 0.241 Wallace Johnson, S (8, PH) OBP: 0.333, SLG: 0.429 Damaso Garcia, R (8, 4) OBP: 0.393, SLG: 0.519	C B C B X 2-2 G4-3 ③				F B B X 2-1 SH2-4 1B 1B		C B B X 2-1 F8 ② B B X 2-0 F7 ③				B B X 2-0 G4-3 ① 2-3	3 1 1	1 0 0	1 0 0	0 0 0	0 0 0	0 0 0	2 2 1
Pascual Perez, R (1, 1) Otis Nixon, S (7, PH) OBP: 0.217, SLG: 0.150 Andy McGaffigan, R (7, 1) Mike Fitzgerald, R (9, PH) OBP: 0.350, SLG: 0.563 Joe Hesketh, R (9, 1) Hubie Brooks, R (11, PH) OBP: 0.296, SLG: 0.357 Tim Burke, R (11, 1)			F S S 0-3 K ①		L X 0-1 SH2-4 ① 1-2		B X 1-0 2B 1B		C C B B B B F B 4-2 L1-3 BB		C X 0-1 SF8 ② 3-H	1 1 0 0 0 0 0	0 1 0 0 0 0 0	0 1 0 0 0 0 0	0 0 0 0 1 0 0	1 0 0 0 0 0 0	0 0 0 0 0 0 0	0 0 0 0 0 0 0
Inning Stats	R: 0 E: 0 K: 1 S: 8 H: 0 LOB: 0 BB: 0 P: 9	R: 0 E: 0 K: 1 S: 12 H: 0 LOB: 2 BB: 2 P: 23	R: 0 E: 0 K: 1 S: 9 H: 0 LOB: 0 BB: 1 P: 16	R: 1 E: 0 K: 1 S: 15 H: 2 LOB: 1 BB: 0 P: 19	R: 1 E: 0 K: 0 S: 10 H: 2 LOB: 1 BB: 0 P: 16	R: 0 E: 0 K: 0 S: 5 H: 1 LOB: 0 BB: 0 P: 7	R: 1 E: 0 K: 0 S: 6 H: 2 LOB: 1 BB: 0 P: 12	R: 1 E: 1 K: 1 S: 10 H: 1 LOB: 2 BB: 1 P: 18	R: 0 E: 0 K: 1 S: 15 H: 0 LOB: 1 BB: 2 P: 24	R: 0 E: 0 K: 0 S: 8 H: 0 LOB: 0 BB: 0 P: 11	R: 1 E: 0 K: 0 S: 6 H: 1 LOB: 0 BB: 0 P: 8							

	AB	38
	R	5
	H	9
	RBI	5
	BB	6
	SO	6
	LOB	14

| | | | | | | | | | | | |

Montreal Expos @ Pittsburgh Pirates

Three Rivers Stadium, Pittsburgh, PA

Sun Apr 16 1989, 3:33 AM EDT

Att. 18,107 - Unknown

livebaseballscorecards.com

Batter	1	2	3	4	5	6	7	8	9	10	11	AB	R	H	RBI	BB	SO	LOB
Barry Bonds, L (1, 7) OBP: 0.346, SLG: 0.511	0-0 FC6-4 BB 1B		1-1 F7		1-3 K	1-2 FC4-6 1B 1-2f 2-3		1 SAFE 1-1 1-3 1B			2-3 K	6	0	2	0	0	2	3
Jose Lind, R (1, 4) OBP: 0.298, SLG: 0.231	0-1 F9		0-1 G6-3		0-0 P6	0-0 1-3 3-H 1B		1-2 F8			0-0 G4-3	6	0	1	1	0	0	4
John Cangelosi, S (1, 8) OBP: 0.467, SLG: 0.364 Scott Medvin, R (7, 1) Bob Walk, R (8, 1) Gary Redus, R (9, PH) OBP: 0.727, SLG: 0.714 (10, 8)	4-2 FC6-4 1-2 BB		1-0 G3-1		0-0 FC6-4 1-2f	1-1 B1-3			3-2 1B		3-2 G5-3	3 0 0 2	0 0 0 0	0 0 0 1	0 0 0 0	1 0 0 0	0 0 0 0	3 0 0 0
Bobby Bonilla, S (1, 5) OBP: 0.313, SLG: 0.304	1-0 FC6-4 1-2f 2-3			1-1 FC1-6 1B		2-1 1B 1B		1-2 F8	1 SAFE 0-0 F8			5	1	2	0	0	0	3
Ken Oberkfell, L (1, 3) OBP: 0.091, SLG: 0.091	0-1 G3			0-0 FC1-6 1B 1-2f		0-2 SH1-4 1B 1-2 FC5 1B		2-1 G4-3	0-0 F9			5	1	1	0	0	0	4
R.J. Reynolds, S (1, 9) OBP: 0.176, SLG: 0.235 (7, 8) Jeff Robinson, R (10, 1)		1-3 K		0-0 1-2 1B		0-1 SH1-4 1-2 2-H FC5 1B	1-3 K		1 SAFE 1 SAFE 0-1 G1-3			5 0	1 0	2 0	1 0	0 0	2 0	1 0
Michael LaValliere, L (1, 2) OBP: 0.333, SLG: 0.280 Junior Ortiz, R (8, 2) OBP: 0.188, SLG: 0.133		1-2 G6-3		2-3 K		0-1 SH1-4 1-2 2-3		2-1 G6-3		1-0 G5-3		2 2	0 0	0 0	0 0	0 0	1 0	2 0
Rafael Belliard, R (1, 6) OBP: 0.368, SLG: 0.389 Steve Carter, L (6, PH) Jay Bell, R (7, 6) OBP: 0.111, SLG: 0.059		1-0 1B		1-2 G3		4-0 FC4-6 E 1B IBB		0-0 1B		1-1 L6		2 0 2	0 1 0	1 0 1	0 0 0	0 1 0	0 0 0	2 0 0
Doug Drabek, R (1, 1) Glenn Wilson, R (6, PH) OBP: 0.244, SLG: 0.361 (7, 9)		2-3 K			0-0 E5 FC6-4	0-0 FC5 FC4-6 1-2 2-H 3-H		1 SAFE 1 SAFE 1 SAFE 2-3 K		2-1 G4-3		2 3	0 0	0 0	0 1	0 0	1 1	1 2
Inning Stats	R: 0 H: 1 E: 0 LOB: 2 K: 0 BB: 1 S: 12 P: 16	R: 0 H: 1 E: 0 LOB: 1 K: 2 BB: 0 S: 13 P: 18	R: 0 H: 0 E: 0 LOB: 0 K: 0 BB: 0 S: 5 P: 7	R: 0 H: 2 E: 0 LOB: 2 K: 1 BB: 0 S: 10 P: 14	R: 0 H: 0 E: 1 LOB: 1 K: 1 BB: 0 S: 6 P: 7	R: 4 H: 4 E: 1 LOB: 2 K: 0 BB: 1 S: 16 P: 24	R: 0 H: 0 E: 0 LOB: 0 K: 1 BB: 0 S: 9 P: 13	R: 0 H: 2 E: 0 LOB: 2 K: 1 BB: 0 S: 14 P: 19	R: 0 H: 1 E: 0 LOB: 1 K: 0 BB: 0 S: 7 P: 10	R: 0 H: 0 E: 0 LOB: 0 K: 0 BB: 0 S: 5 P: 9	R: 0 H: 0 E: 0 LOB: 0 K: 1 BB: 0 S: 9 P: 14	1B: 11 SF: 0 2B: 0 SAC: 1 3B: 0 DP: 0 HR: 0 HBP: 0						

BOTTOM	
AB	45
R	4
H	11
RBI	3
BB	2
SO	7
LOB	25

WP: 0 PA: 48
PB: 0
SB: 0
CS: 0

PITCHER		IP	WLS	BF	H	R	ER	SO	BB	IBB	HBP	BLK	WP	HR	S	P	ERA	WHIP
Pascual Perez, R ERA: 4.76	(1, 1)	6.0		30	8	4	2	4	1	1	0	0	0	0	62	86	3.00	1.500
Andy McGaffigan, R ERA: 1.08	(7, 1)	2.0		8	2	0	0	2	0	0	0	0	0	0	23	32	0.00	1.000
Joe Hesketh, L ERA: 3.0	(9, 1)	2.0	W	7	1	0	0	0	0	0	0	0	0	0	12	19	0.00	0.500
Tim Burke, R ERA: 3.0	(11, 1)	1.0	S	3	0	0	0	1	0	0	0	0	0	0	9	14	0.00	0.000

PITCHER	IP	WLS	BF	H	R	ER	SO	BB	IBB	HBP	BLK	WP	HR	S	P	ERA	WHIP

Chicago Cubs @ Montreal Expos

Olympic Stadium, Montreal, QB

Mon Apr 17 1989, 7:05 PM EDT

Att. 8,847 - Unknown

TOP

livebaseballscorecards.com

Batter	1	2	3	4	5	6	7	8	9	AB	R	H	RBI	BB	SO	LOB
Jerome Walton, R (1, 8) OBP: 0.333, SLG: 0.476	BCBFFC 2-3 ① K		CH 1-1 CS HBP		BX 1-0 SH2-3 1-2 ①		LBBX 2-1 1B 1-2 1B		BX 1-0 ② L6	3	0	1	0	0	1	0
Mitch Webster, S (1, 7) OBP: 0.490, SLG: 0.512	BFX 1-1 23 BLK 1B		CBPR 1 SAFE 1 SAFE BCFC 3-3 ①② K 1-2		BBX 2-0 ② F9		BBBCBCFFX 3-2 1-3 2-H 1B		BX 1-0 ③ F8	5	0	2	1	0	1	2
23 Ryne Sandberg, R (1, 4) OBP: 0.333, SLG: 0.318	BSSS 1-3 ② K 1-2		BX 1-0 1B		X 0-0 ③ P3		PSBC 1 SAFE S 2-3 ③ K			4	0	1	0	0	2	4
Andre Dawson, R (1, 9) OBP: 0.354, SLG: 0.439	BBBCB 4-1 BB		B 1 SAFE SBCFX 2-2 ③ L9			X 0-0 ① P4		CSX 0-2 ① G4-3		3	0	0	0	1	0	1
Mark Grace, L (1, 3) OBP: 0.404, SLG: 0.410	BFFFFX 1-2 ③ G3			BCBBX 2-1 CS 1B		BBBCX 3-1 ② F9		BSFBS 2-3 ② K		4	0	1	0	0	1	2
Vance Law, R (1, 5) OBP: 0.265, SLG: 0.250		BFCS 1-3 ① K		B 1 SAFE BFFFBC 3-3 ①② K 1-2		FX 0-1 ③ G6-3		BFBFBX 3-2 WP 1B		4	0	1	0	0	2	1
Curtis Wilkerson, S (8, PR) OBP: 0.071, SLG: 0.077 (8, 5)										0	0	0	0	0	0	0
Shawon Dunston, R (1, 6) OBP: 0.292, SLG: 0.263		CBX 1-1 ② G4-3		X 0-0 S 1B			CX 0-1 ① G6-3	1 SAFE BBBCFB 4-2 FC6-4 1-2 BB		3	0	1	0	1	0	0
Joe Girardi, R (1, 2) OBP: 0.382, SLG: 0.344	BSX 1-1 1B			BFSFX 1-2 ③ F9 1-2			FFFX 0-2 1B 1B 1B	BCBX 2-1 ③ FC6-4 1-2f		4	1	2	0	0	0	3
Greg Maddux, R (1, 1) OBP: 0.200, SLG: 0.200	FSFTS 0-3 ③ K				X 0-0 SH2-3 1B		BFBBX 3-1 ② F8		X 0-0 ① P6	2	0	1	0	0	1	1
Phil Stephenson, L (7, PH)										1	0	0	0	0	0	1
Steve Wilson, L (7, 1)										0	0	0	0	0	0	0
Jeff Pico, R (8, 1)										0	0	0	0	0	0	0
Gary Varsho, L (9, PH) OBP: 0.500, SLG: 0.500										1	0	0	0	0	0	0
Inning Stats	R: 0 E: 0 K: 2 S: 15 H: 1 LOB: 2 BB: 1 P: 24	R: 0 E: 0 K: 2 S: 12 H: 1 LOB: 1 BB: 0 P: 15	R: 0 E: 0 K: 1 S: 11 H: 1 LOB: 1 BB: 0 P: 17	R: 0 E: 0 K: 1 S: 11 H: 2 LOB: 1 BB: 0 P: 17	R: 0 E: 0 K: 0 S: 4 H: 1 LOB: 1 BB: 0 P: 7	R: 0 E: 0 K: 0 S: 5 H: 0 LOB: 0 BB: 0 P: 8	R: 1 E: 0 K: 1 S: 19 H: 3 LOB: 2 BB: 0 P: 28	R: 0 E: 0 K: 1 S: 13 H: 1 LOB: 2 BB: 1 P: 24	R: 0 E: 0 K: 0 S: 3 H: 0 LOB: 0 BB: 0 P: 5	1B: 10 2B: 1 3B: 0 HR: 0	SF: 0 SAC: 1 DP: 1 HBP: 1						

	AB	34
	R	1
	H	10
	RBI	1
	BB	2
	SO	8
	LOB	15

WP: 1 PB: 0 SB: 1 CS: 2 PA: 38

PITCHER		IP	WLS	BF	H	R	ER	SO	BB	IBB	HBP	BLK	WP	HR	S	P	ERA	WHIP
Kevin Gross, R ERA: 4.26	(1, 1)	6.2	W	29	9	1	1	6	1	0	1	1	0	0	73	111	1.35	1.500
Andy McGaffigan, R ERA: 0.93	(7, 1)	1.1		6	1	0	0	2	1	0	0	0	1	0	17	29	0.00	1.500
Tim Burke, R ERA: 2.57	(9, 1)	1.0	S	3	0	0	0	0	0	0	0	0	0	0	3	5	0.00	0.000

PITCHER	IP	WLS	BF	H	R	ER	SO	BB	IBB	HBP	BLK	WP	HR	S	P	ERA	WHIP

Batter	1	2	3	4	5	6	7	8	9	AB	R	H	RBI	BB	SO	LOB
Tim Raines, S (1, 7) OBP: 0.383, SLG: 0.292	B S B B F X 3-2 F7 ①		B C F B F F F X 2-2 F8 ③			X 0-0 L8 ①		X 0-0 G5-3 ①		4	0	0	0	0	0	1
Tom Foley, L (1, 4) OBP: 0.267, SLG: 0.289 Damaso Garcia, R (8, PH) OBP: 0.379, SLG: 0.500 (9, 4)	B B B C X 3-1 L1 ②			C C B F B S 2-3 K ①		B S F B B X 3-2 HR 1B		B S F X 1-2 F8 ②		3 1	1 0	1 0	0 0	0 0	1 0	0 0
Andres Galarraga, R (1, 3) OBP: 0.346, SLG: 0.426	B B B F X 3-1 G5-3 ③			X 0-0 L7 ②		S F B F B X 2-2 1-H HR		B F B X 2-1 G6-3 ③		4	1	1	2	0	0	0
Hubie Brooks, R (1, 9) OBP: 0.300, SLG: 0.356		B C S F X 1-2 F9 ①		X 0-0 CS 1B		C X 0-1 G4-3 ②				3	0	1	0	0	0	0
Tim Wallach, R (1, 5) OBP: 0.410, SLG: 0.417		B C X 1-1 G4-3 ②		1 SAFE B F 1 SAFE S B 2-2 CS ③ 1-2	B X 1-0 2B	B X 1-0 1B				3	0	2	0	0	0	0
Dave Martinez, L (1, 8) OBP: 0.156, SLG: 0.100 Andy McGaffigan, R (7, 1) Tim Burke, R (9, 1)		C B B B C F X 3-2 G1-4-3 ③			B C X 1-1 G1-3 ①	X 0-0 F8 ③				3 0 0	0 0 0	0 0 0	0 0 0	0 0 0	0 0 0	2 0 0
Nelson Santovenia, R (1, 2) OBP: 0.400, SLG: 0.375			B B F F F S 2-3 K ①		X 0-0 F8 ②		B B X 2-0 F9 ①			3	0	0	0	0	1	1
Spike Owen, S (1, 6) OBP: 0.250, SLG: 0.226			B B B C X 3-1 G6-3 ②		I I I 4-0 IBB		B B C X 2-1 F8 ②			2	0	0	0	1	0	0
Kevin Gross, R (1, 1) OBP: 0.333, SLG: 0.200 Otis Nixon, S (7, 8) OBP: 0.208, SLG: 0.143			B B B B C B 4-1 BB		C F S 0-3 K ③		S L B B B F F S 3-3 K ③			1 1	0 0	0 0	0 0	1 0	1 0	2 0
Inning Stats	R: 0 H: 0 E: 0 LOB: 0 K: 0 BB: 0 S: 7 P: 16	R: 0 H: 0 E: 0 LOB: 0 K: 0 BB: 0 S: 10 P: 15	R: 0 H: 0 E: 0 LOB: 1 K: 1 BB: 1 S: 12 P: 23	R: 0 H: 1 E: 0 LOB: 0 K: 1 BB: 0 S: 8 P: 12	R: 0 H: 1 E: 0 LOB: 2 K: 1 BB: 1 S: 7 P: 13	R: 2 H: 3 E: 0 LOB: 1 K: 0 BB: 0 S: 12 P: 18	R: 0 H: 0 E: 0 LOB: 0 K: 1 BB: 0 S: 8 P: 15	R: 0 H: 0 E: 0 LOB: 0 K: 0 BB: 0 S: 6 P: 9		1B: 3 SF: 0 2B: 1 SAC: 0 3B: 0 DP: 0 HR: 1 HBP: 0						WP: 0 PA: 31 PB: 0 SB: 0 CS: 1

BOTTOM

Chicago Cubs @ Montreal Expos

Olympic Stadium, Montreal, QB

Mon Apr 17 1989, 7:05 PM EDT

Att. 8,847 - Unknown

livebaseballscorecards.com

AB	28
R	2
H	5
RBI	2
BB	2
SO	4
LOB	6

PITCHER		IP	WLS	BF	H	R	ER	SO	BB	IBB	HBP	BLK	WP	HR	S	P	ERA	WHIP
Greg Maddux, R ERA: 6.32	(1, 1)	6.0	L	24	5	2	2	3	1	1	0	0	0	1	56	97	3.00	1.000
Steve Wilson, L ERA:	(7, 1)	1.1		4	0	0	0	1	0	0	0	0	0	0	9	16	0.00	0.000
Jeff Pico, R ERA: 13.5	(8, 1)	0.2		2	0	0	0	0	0	0	0	0	0	0	5	8	0.00	0.000

PITCHER	IP	WLS	BF	H	R	ER	SO	BB	IBB	HBP	BLK	WP	HR	S	P	ERA	WHIP

Batter	1	2	3	4	5	6	7	8	9	AB	R	H	RBI	BB	SO	LOB
Jerome Walton, R (1, 8) OBP: 0.327, SLG: 0.478	B X 1-0 ① G5-3		B X 1-0 1-3 2B 2B		B B F X 2-1 ② G1-3		B F X 1-1 ③ F7			4	1	1	0	0	0	0
Mitch Webster, S (1, 9) OBP: 0.509, SLG: 0.543	F B C B B S 3-3 ② K		B B X 2-0 23 F8 2-H 3-H 2B		C X 0-1 23 2B 1B			B B C C B B 4-2 G1-3 BB		3	0	2	2	1	1	0
23 Ryne Sandberg, R (1, 4) OBP: 0.327, SLG: 0.333	C B C S 1-3 ③ K		B B X 2-0 ② F8 2-3		1 SAFE X 0-0 1-3 2B			B C F S 1-3 ① K		4	0	1	0	0	2	2
Mark Grace, L (1, 3)		F F B X 1-2 2B	X 0-0 ③ F9		B C X 1-1 ③ F8			C S F X 0-2 ② G1-3 1-2		4	0	1	0	0	0	4
Gary Varsho, L (1, 7) OBP: 0.167, SLG: 0.167		X 0-0 ① P2		B X 1-0 ① P5		X 0-0 ① G4-3		B S B X 2-1 ③ F9		4	0	0	0	0	0	2
Vance Law, R (1, 5) OBP: 0.237, SLG: 0.222		B B X 2-0 ② G1-3		X 0-0 ② F9		B B F B X 3-1 ② F8			F B F B X 2-2 E5 G6-4-3	4	0	0	0	0	0	1
Shawon Dunston, R (1, 6) OBP: 0.286, SLG: 0.261		C X 0-1 ③ P3		C F F B F B B X 3-2 S 1B		B F X 1-1 ③ B1-3			F X 0-1 ① ② G6-4-3 1-2f	4	0	1	0	0	0	2
Joe Girardi, R (1, 2) OBP: 0.342, SLG: 0.306			B C B F X 2-2 ① G5-3	B B F F S 2-3 ③ K 1-2			C F B B X 2-2 ① G3-1		B F B X 2-1 ③ L3	4	0	0	0	0	1	1
Paul Kilgus, L (1, 1) Pat Perry, L (1, 1) OBP: 0.500, SLG: 0.500 Curtis Wilkerson, S (5, PH) OBP: 0.067, SLG: 0.071 Jeff Pico, R (5, 1) Phil Stephenson, L (7, PH) Steve Wilson, L (7, 1)			F F X 0-2 2B 2B 1B		F X 0-1 ① G5-3		X 0-0 ② F8			0 1 1 0 1 0	0 1 0 0 0 0	0 1 0 0 0 0	0 0 0 0 0 0	0 0 0 0 0 0	0 0 0 0 0 0	0 0 0 0 0 0
Inning Stats	R: 0 E: 0 K: 2 S: 7 H: 0 LOB: 0 BB: 0 P: 12	R: 0 E: 0 K: 0 S: 7 H: 1 LOB: 1 BB: 0 P: 10	R: 2 E: 0 K: 0 S: 10 H: 3 LOB: 1 BB: 0 P: 17	R: 0 E: 0 K: 1 S: 10 H: 1 LOB: 1 BB: 0 P: 16	R: 0 E: 0 K: 0 S: 9 H: 2 LOB: 2 BB: 0 P: 12	R: 0 E: 0 K: 0 S: 5 H: 0 LOB: 0 BB: 0 P: 9	R: 0 E: 0 K: 0 S: 6 H: 0 LOB: 0 BB: 0 P: 9	R: 0 E: 0 K: 1 S: 11 H: 0 LOB: 1 BB: 1 P: 18	R: 0 E: 1 K: 0 S: 7 H: 0 LOB: 0 BB: 0 P: 11	1B: 3 2B: 4 3B: 0 HR: 0 SF: 0 SAC: 0 DP: 1 HBP: 0						

PITCHER		IP	W/L/S	BF	H	R	ER	SO	BB	IBB	HBP	BLK	WP	HR	S	P	ERA	WHIP
Bryn Smith, R ERA: 1.5	(1, 1)	7.0	W	28	7	2	2	3	0	0	0	0	0	0	54	85	2.57	1.000
Gene Harris, R ERA: 2.25	(8, 1)	2.0		7	0	0	0	1	1	0	0	0	0	0	18	29	0.00	0.500

PITCHER	IP	W/L/S	BF	H	R	ER	SO	BB	IBB	HBP	BLK	WP	HR	S	P	ERA	WHIP

TOP

Chicago Cubs @ Montreal Expos

Olympic Stadium, Montreal, QB

Tue Apr 18 1989, 7:05 PM EDT

Att. 11,913 - Unknown

livebaseballscorecards.com

AB	34
R	2
H	7
RBI	2
BB	1
SO	4
LOB	12

BOTTOM

Batter	1	2	3	4	5	6	7	8	9	AB	R	H	RBI	BB	SO	LOB
Tim Raines, S (1, 7) OBP: 0.369, SLG: 0.269	P4 F9			G1-3		L7		3B IBB		4	1	0	0	1	0	1
Otis Nixon, S (1, 8) OBP: 0.241, SLG: 0.240	1B BB	P3		B3		G6-3		2B 3B		4	2	1	2	1	0	0
Andres Galarraga, R (1, 3) OBP: 0.368, SLG: 0.451	1B 2B 1B	L7		K		CS BB		1B 2B		4	2	2	1	1	1	0
Hubie Brooks, R (1, 9) OBP: 0.345, SLG: 0.420 Dave Martinez, L (8, PR) OBP: 0.156, SLG: 0.100 (9, 9)	2B E 1B	FC5 2B			G6-3	CS	G6-4-3 1B	1B		5 0	1 0	4 0	2 0	0 0	0 0	0 0
Tim Wallach, R (1, 5) OBP: 0.432, SLG: 0.450	E9 2B	BB			1B 1B		L5	F8		4	2	2	1	1	0	2
Damaso Garcia, R (1, 4) OBP: 0.364, SLG: 0.469	2B 1B	FC5			L9		G6-4-3			4	1	1	1	0	0	4
Nelson Santovenia, R (1, 2) OBP: 0.409, SLG: 0.417	1B 2B	F8			1B 1B			L8		4	1	2	1	0	0	0
Spike Owen, S (1, 6) OBP: 0.300, SLG: 0.265	1B	G4-3			1B			S 3B BB		3	1	2	2	1	0	0
Bryn Smith, R (1, 1) Gene Harris, R (8, 1)	F7	F9			P6			K		3 1	0 0	0 0	0 0	0 0	0 1	3 1
Inning Stats	R: 6 E: 1 K: 0 S: 21 H: 6 LOB: 1 BB: 1 P: 36	R: 0 E: 0 K: 0 S: 8 H: 1 LOB: 2 BB: 1 P: 14	R: 0 E: 0 K: 0 S: 6 H: 0 LOB: 0 BB: 0 P: 9	R: 0 E: 0 K: 1 S: 6 H: 0 LOB: 0 BB: 0 P: 9	R: 1 E: 0 K: 0 S: 14 H: 3 LOB: 2 BB: 0 P: 20	R: 0 E: 0 K: 0 S: 10 H: 0 LOB: 0 BB: 1 P: 17	R: 0 E: 0 K: 0 S: 6 H: 1 LOB: 0 BB: 0 P: 9	R: 4 E: 0 K: 1 S: 16 H: 3 LOB: 1 BB: 2 P: 38		1B: 9 2B: 4 3B: 1 HR: 0 SF: 0 SAC: 0 DP: 1 HBP: 0					

PITCHER		IP	WLS	BF	H	R	ER	SO	BB	IBB	HBP	BLK	WP	HR	S	P	ERA	WHIP
Paul Kilgus, L ERA: 5.06	(1, 1)	0.1	L	7	5	6	6	0	1	0	0	0	0	0	15	25	162.00	18.000
Pat Perry, L ERA: 3.68	(1, 1)	3.2		14	2	0	0	1	1	0	0	0	0	0	26	43	0.00	0.818
Jeff Pico, R ERA: 9.0	(5, 1)	2.0		9	3	1	1	0	1	0	0	0	0	0	24	37	4.50	2.000
Steve Wilson, L ERA: 6.35	(7, 1)	2.0		11	4	4	4	1	1	1	0	0	0	0	22	47	18.00	2.500

PITCHER	IP	WLS	BF	H	R	ER	SO	BB	IBB	HBP	BLK	WP	HR	S	P	ERA	WHIP

Chicago Cubs @ Montreal Expos

Olympic Stadium, Montreal, QB

Tue Apr 18 1989, 7:05 PM EDT

Att. 11,913 - Unknown

livebaseballscorecards.com

AB	36
R	11
H	14
RBI	10
BB	5
SO	2
LOB	11

Batter	1	2	3	4	5	6	7	8	9	AB	R	H	RBI	BB	SO	LOB
Jerome Walton, R (1, 8) OBP: 0.316, SLG: 0.471	P4			G5-3	2B		G1-3		K	5	0	1	0	0	1	2
Mitch Webster, S (1, 9) OBP: 0.483, SLG: 0.500	K			F7	F8		G4-3		BB	4	0	0	0	1	1	1
23 Ryne Sandberg, R (1, 4) OBP: 0.333, SLG: 0.396	K			HR		FC1-6, 1B 1B		G5-3	F9	5	2	2	1	0	1	3
Mark Grace, L (1, 3) OBP: 0.418, SLG: 0.435		F7		BB, 1B BB		1-2 FC1-6		1-2 S 1B		3	0	2	0	1	0	0
Phil Stephenson, L (1, 7) OBP: 0.125, SLG: 0.125		G4-3		1-2 BB 1B		G4-3 1B 1-2f 2-3 FC1-6		3-0 F9		4	0	1	0	0	0	3
Vance Law, R (1, 5) OBP: 0.262, SLG: 0.231		F9		1-2 2-3 BB		1-2 3-H G4-3 1B		1-2 G3		3	0	1	1	1	0	1
Shawon Dunston, R (1, 6) OBP: 0.281, SLG: 0.259			G4-3	F F F F F B B C K	1-2 2-3 G4-3		S 1B 1B		4	0	1	0	0	1	5	
Joe Girardi, R (1, 2) OBP: 0.310, SLG: 0.275			G5-3	P5	K		P6		4	0	0	0	0	1	3	
Scott Sanderson, R (1, 1) Gary Varsho, L (7, PH) OBP: 0.143, SLG: 0.143 Calvin Schiraldi, R (7, 1) Curtis Wilkerson, S (9, PH) OBP: 0.125, SLG: 0.133			K	F8		G4-3			BB 1-2 1B	2 1 0 1	0 0 0 1	0 0 0 0	0 0 0 0	0 0 0 0	1 0 0 0	0 0 0 0
Inning Stats	R: 0 E: 0 K: 2 S: 8 H: 0 LOB: 0 BB: 0 P: 13	R: 0 E: 0 K: 0 S: 5 H: 0 LOB: 0 BB: 0 P: 10	R: 0 E: 0 K: 1 S: 5 H: 0 LOB: 0 BB: 0 P: 6	R: 1 E: 0 K: 1 S: 15 H: 2 LOB: 3 BB: 2 P: 30	R: 0 E: 0 K: 0 S: 6 H: 1 LOB: 1 BB: 0 P: 7	R: 1 E: 0 K: 1 S: 11 H: 3 LOB: 2 BB: 0 P: 15	R: 0 E: 0 K: 0 S: 6 H: 0 LOB: 0 BB: 0 P: 10	R: 0 E: 0 K: 0 S: 7 H: 1 LOB: 1 BB: 0 P: 13	R: 0 E: 0 K: 1 S: 16 H: 2 LOB: 3 BB: 1 P: 26	1B: 7 2B: 1 3B: 0 HR: 1 SF: 0 SAC: 0 DP: 0 HBP: 0						

PITCHER	IP	WLS	BF	H	R	ER	SO	BB	IBB	HBP	BLK	WP	HR	S	P	ERA	WHIP
Dennis Martinez, R (1, 1) ERA: 2.93	8.0	W	34	8	2	2	5	2	0	0	0	0	1	64	106	2.25	1.250
Tim Burke, R (9, 1) ERA: 2.25	1.0	S	5	1	0	0	1	1	0	0	0	0	0	15	24	0.00	2.000

PITCHER	IP	WLS	BF	H	R	ER	SO	BB	IBB	HBP	BLK	WP	HR	S	P	ERA	WHIP

TOP

Chicago Cubs @ Montreal Expos

Olympic Stadium, Montreal, QB

Wed Apr 19 1989, 7:05 PM EDT

Att. 9,014 - Unknown

livebaseballscorecards.com

AB	36
R	2
H	9
RBI	2
BB	3
SO	6
LOB	18

WP: 0 PA: 39
PB: 0
SB: 2
CS: 0

Chicago Cubs @ Montreal Expos

Olympic Stadium, Montreal, QB

Wed Apr 19 1989, 7:05 PM EDT

Att. 9,014 - Unknown

livebaseballscorecards.com

BOTTOM

Batter	1	2	3	4	5	6	7	8	9	AB	R	H	RBI	BB	SO	LOB
Otis Nixon, S (1, 8) (9, 7) OBP: 0.273, SLG: 0.222	F X 0-1 ① B5		B B B B 4-0 S BB		S B F C 1-3 ① K			B B B C F B 4-2 CS BB		2	0	0	0	2	1	0
Mike Aldrete, L (1, 7) OBP: 0.222, SLG: 0.071 Dave Martinez, L (8, PR) OBP: 0.156, SLG: 0.100 (9, 8)	C B C C B F F X 2-2 ② F7		B B C C B B 4-2 G1-4-6-3 1-3 BB		B F F C 1-3 ② K			C 1 SAFE 1 SAFE B 1 SAFE 1 SAFE P B C 4-2 ① F F B FC5-4 1-2 BB		2 0	0 0	0 0	0 0	2 0	1 0	0 0
Andres Galarraga, R (1, 3) OBP: 0.344, SLG: 0.418	C B F B X 2-2 ② E6 1B		B 1 SAFE S C X 1-2 ② ③ G1-4-6-3 1-2f		B C F S 1-3 ③ K			B C F 1 SAFE 1 SAFE S 1-3 ② K		4	0	0	0	0	2	3
Hubie Brooks, R (1, 9) OBP: 0.356, SLG: 0.426	B X 1-0 1-2 1B			C B S X 1-2 E S HR 1B		X 0-0 ① G3-1		B 1 SAFE 1 SAFE S S F 1 SAFE 1 SAFE X 1-2 ③ FC5-4 1-2f		4	1	2	0	0	0	1
Tim Wallach, R (1, 5) OBP: 0.404, SLG: 0.419	F F C 0-3 ③ K			1 SAFE B C F B B F X 3-2 ① G6-3 1-3		B B X 2-0 ② F8				3	0	0	0	0	1	3
Tom Foley, L (1, 4) OBP: 0.271, SLG: 0.366		X 0-0 ① F9		C S B B X 2-2 3-H HR		C X 0-1 ③ F9				3	1	1	2	0	0	0
Nelson Santovenia, R (1, 2) OBP: 0.404, SLG: 0.487		X 0-0 ② P4		B F X 1-1 HR			C F B F F F B B S 3-3 ① K			3	1	1	1	0	1	0
Spike Owen, S (1, 6) OBP: 0.279, SLG: 0.243		B C S B X 2-2 ③ G3		B B X 2-0 ② P5			B B C B C S 3-3 ② K			3	0	0	0	0	1	0
Dennis Martinez, R (1, 1) OBP: 0.100, SLG: 0.100 Tim Burke, R (9, 1)			F X 0-1 ① G3	C S B C 1-3 ③ K			B S X 1-1 ③ G4-3			3 0	0 0	0 0	0 0	0 0	1 0	0 0
Inning Stats	R: 0 E: 1 K: 1 S: 14 H: 1 LOB: 2 BB: 0 P: 19	R: 0 E: 0 K: 0 S: 5 H: 0 LOB: 0 BB: 0 P: 7	R: 0 E: 0 K: 0 S: 7 H: 0 LOB: 1 BB: 2 P: 16	R: 3 E: 0 K: 1 S: 16 H: 3 LOB: 0 BB: 0 P: 26	R: 0 E: 0 K: 3 S: 9 H: 0 LOB: 0 BB: 0 P: 12	R: 0 E: 0 K: 0 S: 4 H: 0 LOB: 0 BB: 0 P: 6	R: 0 E: 0 K: 2 S: 11 H: 0 LOB: 0 BB: 0 P: 18	R: 0 E: 0 K: 1 S: 14 H: 0 LOB: 1 BB: 2 P: 23		1B: 2 2B: 0 3B: 0 HR: 2 SF: 0 SAC: 0 DP: 1 HBP: 0						

PITCHER		IP	WLS	BF	H	R	ER	SO	BB	IBB	HBP	BLK	WP	HR	S	P	ERA	WHIP
Scott Sanderson, R ERA: 4.32	(1, 1)	6.0	L	24	4	3	3	5	2	0	0	0	0	2	55	86	4.50	1.000
Calvin Schiraldi, R ERA: 1.5	(7, 1)	2.0		7	0	0	0	3	2	0	0	0	0	0	25	41	0.00	1.000

PITCHER	IP	WLS	BF	H	R	ER	SO	BB	IBB	HBP	BLK	WP	HR	S	P	ERA	WHIP

AB	27
R	3
H	4
RBI	3
BB	4
SO	8
LOB	7

WP: 0 PA: 31
PB: 0
SB: 3
CS: 1

Batter	1	2	3	4	5	6	7	8	9	AB	R	H	RBI	BB	SO	LOB
Tim Raines, S (1, 7) OBP: 0.406, SLG: 0.352	C F B X 1-2 L9 G6-3 2B		C X 0-1 2-H 3B		B B B B 4-0 BB			C B B F B B 4-2 HBP 1B G1-2-3 BB		2	1	2	1	2	0	0
Tom Foley, L (1, 4) OBP: 0.269, SLG: 0.356	C X 0-1 ① L9 2-3		B F X 1-1 ② P2		B X 1-0 ② P6			F X 0-1 G1-2-3 HBP 1-2 1B		4	0	1	0	0	0	4
Andres Galarraga, R (1, 3) OBP: 0.338, SLG: 0.397	C B S X 1-2 ② G6-3 3-H		X 0-0 ③ G6-3		X 0-0 ③ FC5 2-3f			B B C B H 4-1 G1-2-3 1-2 2-3 HBP		3	0	0	1	0	0	3
Hubie Brooks, R (1, 9) OBP: 0.333, SLG: 0.397	B F C F S 1-3 ③ K			B X 1-0 ① G6-3		S X 0-1 ① G3		C F X 0-2 ① ② G1-2-3 1-2 2-3 3-Hf		4	0	0	0	0	1	3
Tim Wallach, R (1, 5) OBP: 0.392, SLG: 0.391		X 0-0 ① F9		B X 1-0 ② F7		C C B F B F F B B 4-2 L4-3 BB		F C F F S 0-3 ③ K		3	0	0	0	1	1	2
Dave Martinez, L (1, 8) OBP: 0.167, SLG: 0.118		B B X 2-0 ② G4-3		C B B C X 2-2 1B		B X 1-0 ② ③ L4-3 1-2			C B F F B X 2-2 ① P5	4	0	1	0	0	0	1
Mike Fitzgerald, R (1, 2) OBP: 0.333, SLG: 0.500		C C B B X 2-2 ③ G1-3		X 0-0 ③ F7			B X 1-0 G4-6-3 1B		B F C F X 1-2 ② L8	4	0	1	0	0	0	1
Spike Owen, S (1, 6) OBP: 0.304, SLG: 0.237 Damaso Garcia, R (9, PH) OBP: 0.353, SLG: 0.455			B B B B 4-0 SH5-4 3B BB		B B B C B 4-1 FC5 SH5-4 BB		C B S C 1-3 ① K		S T F B X 1-2 ③ L8	1	1	0	0	2	1	1
										1	0	0	0	0	0	0
Randy Johnson, R (1, 1)			B 1 SAFE X		C 1 B X 1-1 ① SH5-4 1-2		X 0-0 ② ③ G4-6-3 1-2f			0	0	0	0	0	0	0
Andy McGaffigan, R (6, 1)										0	0	0	0	0	0	0
Mike Aldrete, L (7, PH) OBP: 0.211, SLG: 0.067										1	0	0	0	0	0	1
Brian Holman, R (7, 1)										0	0	0	0	0	0	0
Joe Hesketh, R (8, 1)			1-0 ① SH5-4 1-2							0	0	0	0	0	0	0
Inning Stats	R: 1 H: 1 E: 0 LOB: 0 K: 1 BB: 0 S: 12 P: 15	R: 0 H: 0 E: 0 LOB: 0 K: 0 BB: 0 S: 5 P: 9	R: 1 H: 1 E: 0 LOB: 1 K: 0 BB: 1 S: 6 P: 12	R: 0 H: 1 E: 0 LOB: 1 K: 0 BB: 0 S: 6 P: 10	R: 0 H: 0 E: 0 LOB: 2 K: 0 BB: 2 S: 5 P: 15	R: 0 H: 0 E: 0 LOB: 0 K: 0 BB: 1 S: 8 P: 13	R: 0 H: 1 E: 0 LOB: 0 K: 1 BB: 0 S: 5 P: 7	R: 0 H: 1 E: 0 LOB: 2 K: 1 BB: 1 S: 13 P: 21	R: 0 H: 0 E: 0 LOB: 0 K: 0 BB: 0 S: 12 P: 16	1B: 3 SF: 0 2B: 2 SAC: 2 3B: 1 DP: 3 HR: 0 HBP: 1						

Montreal Expos @ St. Louis Cardinals

Busch Stadium, St. Louis, MO

Thu Apr 20 1989, 7:05 PM CDT

Att. 22,839 - Unknown - 63 F

TOP

livebaseballscorecards.com

AB	27
R	2
H	5
RBI	2
BB	5
SO	3
LOB	16

PITCHER		IP	WLS	BF	H	R	ER	SO	BB	IBB	HBP	BLK	WP	HR	S	P	ERA	WHIP
Ken Hill, R ERA: 2.57	(1, 1)	7.0	W	30	5	2	2	2	5	0	1	0	0	0	52	94	2.57	1.429
Todd Worrell, R ERA: 0.82	(8, 1)	2.0	S	5	0	0	0	1	0	0	0	0	0	0	20	24	0.00	0.000

PITCHER	IP	WLS	BF	H	R	ER	SO	BB	IBB	HBP	BLK	WP	HR	S	P	ERA	WHIP

Montreal Expos @ St. Louis Cardinals

Busch Stadium, St. Louis, MO

Thu Apr 20 1989, 7:05 PM CDT

Att. 22,839 - Unknown - 63 F

Batter		1	2	3	4	5	6	7	8	9	AB	R	H	RBI	BB	SO	LOB
Vince Coleman, S OBP: 0.377, SLG: 0.400	(1, 7)	1-3 K		0-2 S 1B 1-3 1B	3-2 F9		3-1 SF7 3-H		3-1 L9		4	1	1	1	0	1	2
Ozzie Smith, S OBP: 0.519, SLG: 0.500	(1, 6)	2-0 L8		4-0 BB 1B 1-2 BB		2-2 G4-3 E SF9 1B	2-2 G4-3				3	1	1	0	1	0	1
Terry Pendleton, S OBP: 0.345, SLG: 0.308	(1, 5)	4-1 BB		1-1 BB 1-2 2-H 3-H 1B		1-2 G4-3 1-3		2-3 K			3	0	1	2	1	1	1
Pedro Guerrero, R OBP: 0.351, SLG: 0.500	(1, 3)	0-3 K		2-3 K		2-2 SF9 3-H		0-1 E1			3	0	0	1	0	2	3
Tom Brunansky, R OBP: 0.241, SLG: 0.388	(1, 9)		1-1 G5-3	4-1 BB 1-2 2-3		1-2 P3		0-1 P4			3	0	0	0	1	0	1
Tony Peña, R OBP: 0.320, SLG: 0.417	(1, 2)		1-1 G4-6-3 1B	2-0 G3			4-0 1B BLK 1B BB	1-0 G4-3			3	1	1	0	1	0	4
Milt Thompson, L OBP: 0.422, SLG: 0.568	(1, 8)		1-1 G4-6-3 1-2f		2-3 K		1-0 1B SF7 1-3 1B		0-0 L7		4	1	1	0	0	1	1
José Oquendo, S OBP: 0.259, SLG: 0.255	(1, 4)			1-1 1B 1B 1B	4-0 SH3-4 BB		0-0 L5		3-2 SH1-4 1B		3	1	2	0	1	0	2
Ken Hill, R OBP: 0.500, SLG: 0.500	(1, 1)			0-3 K	1-1 SH3-4 1-2		1-0 1-3 3-H 1B		0-0 SH1-4 1-2		2	0	1	1	0	1	1
Todd Worrell, R	(8, 1)										0	0	0	0	0	0	0

Inning Stats	1	2	3	4	5	6	7	8	9
	R: 0 H: 0 E: 0 LOB: 1 K: 2 BB: 1 S: 11 P: 18	R: 0 H: 1 E: 0 LOB: 0 K: 0 BB: 0 S: 6 P: 9	R: 2 H: 3 E: 0 LOB: 3 K: 2 BB: 2 S: 17 P: 31	R: 0 H: 0 E: 0 LOB: 1 K: 1 BB: 1 S: 9 P: 19	R: 1 H: 1 E: 1 LOB: 0 K: 0 BB: 0 S: 14 P: 20	R: 2 H: 2 E: 0 LOB: 1 K: 0 BB: 1 S: 10 P: 19	R: 0 H: 0 E: 1 LOB: 1 K: 1 BB: 0 S: 12 P: 15	R: 0 H: 1 E: 0 LOB: 1 K: 0 BB: 0 S: 7 P: 13	

1B: 8	SF: 2
2B: 0	SAC: 2
3B: 0	DP: 1
HR: 0	HBP: 0

WP: 0	PA: 37
PB: 0	
SB: 1	
CS: 0	

livebaseballscorecards.com

AB	28
R	5
H	8
RBI	5
BB	5
SO	6
LOB	16

PITCHER		IP	WLS	BF	H	R	ER	SO	BB	IBB	HBP	BLK	WP	HR	S	P	ERA	WHIP
Randy Johnson, L ERA: 7.13	(1, 1)	5.0	L	25	6	5	4	5	5	0	0	1	0	0	58	103	7.20	2.200
Andy McGaffigan, R ERA: 0.84	(6, 1)	1.0		4	1	0	0	0	0	0	0	0	0	0	9	13	0.00	1.000
Brian Holman, R ERA: 1.29	(7, 1)	1.0		4	0	0	0	1	0	0	0	0	0	0	12	15	0.00	0.000
Joe Hesketh, L ERA: 2.57	(8, 1)	1.0		4	1	0	0	0	0	0	0	0	0	0	7	13	0.00	1.000

Batter	1	2	3	4	5	6	7	8	9	AB	R	H	RBI	BB	SO	LOB
Otis Nixon, S (1, 8) OBP: 0.278, SLG: 0.233 Dave Martinez, L (9, PH) OBP: 0.162, SLG: 0.114 (9, 8)	X 0-0 E1 WP FC6-2-5 1B		B C C B S 2-3 ③ K			B C C B X 2-2 ③ G6-3			B B B X 3-0 ② F9 1-2	3 0 1 0 0 1 0 1 0 0 0 0 0 1						
Damaso Garcia, R (1, 4) OBP: 0.342, SLG: 0.417 Tim Burke, R (9, 1)	S B X 1-1 ① G6-3 2-3			B S S X 1-2 ① L9			F B F B B F B 4-2 CS BB		C X 0-1 ③ G5-3	3 0 0 0 1 0 3 0 0 0 0 0 0 0						
Andres Galarraga, R (1, 3) OBP: 0.324, SLG: 0.377	C F F B X 1-2 ② FC6-2-5 3-H			S F C 0-3 ② K			S S B F B X 2-2 ① ② G6-3 1-2			3 0 0 0 0 1 2						
Tim Raines, S (1, 7) OBP: 0.389, SLG: 0.333	C B B C B X 3-2 ③ G3			F B C B B X 3-2 ③ G4-3			X 0-0 ③ G3-1			3 0 0 0 0 0 1						
Hubie Brooks, R (1, 9) OBP: 0.318, SLG: 0.377		B B S B F F S 3-3 ① K			B S F B X 2-2 ① G6-3			B S B B S C 3-3 ① K		3 0 0 0 0 2 0						
Tim Wallach, R (1, 5) OBP: 0.370, SLG: 0.367		B C S S S 1-3 ② K			B B X 2-0 ② G5-3			X 0-0 ② L7		3 0 0 0 0 1 0						
Nelson Santovenia, R (1, 2) OBP: 0.380, SLG: 0.452		B B X 2-0 ③ F7			F F F X 0-2 ③ G3			C S B F B F F B F 3-2 ③ F X P4		3 0 0 0 0 0 0						
Spike Owen, S (1, 6) OBP: 0.292, SLG: 0.225 Wallace Johnson, S (9, PH) OBP: 0.300, SLG: 0.375 Tom Foley, L (9, 6) OBP: 0.269, SLG: 0.356			C X 0-1 ① L9			B C X 1-1 ① G4-3			B C C C C 1-3 ① K	2 0 0 0 0 0 0 1 0 0 0 0 1 0 0 0 0 0 0 0 0						
Pascual Perez, R (1, 1) Mike Aldrete, L (9, PH) OBP: 0.250, SLG: 0.125 Rex Hudler, R (9, PR) OBP: 0.500, SLG: 0.500 (9, 4)			S B X 1-1 ② P5			C X 0-1 ② P5			B X 1-0 S 1B	2 0 0 0 0 0 0 1 0 1 0 0 0 0 0 0 0 0 0 0 0						
Inning Stats	R: 0 H: 1 E: 1 LOB: 1 K: 0 BB: 0 S: 10 P: 15	R: 0 H: 0 E: 0 LOB: 0 K: 2 BB: 0 S: 8 P: 14	R: 0 H: 0 E: 0 LOB: 0 K: 1 BB: 0 S: 7 P: 10	R: 0 H: 0 E: 0 LOB: 0 K: 1 BB: 0 S: 9 P: 13	R: 0 H: 0 E: 0 LOB: 0 K: 0 BB: 0 S: 8 P: 12	R: 0 H: 0 E: 0 LOB: 0 K: 0 BB: 0 S: 7 P: 10	R: 0 H: 0 E: 0 LOB: 0 K: 0 BB: 1 S: 8 P: 14	R: 0 H: 0 E: 0 LOB: 0 K: 1 BB: 0 S: 12 P: 18	R: 0 H: 1 E: 0 LOB: 2 K: 1 BB: 0 S: 7 P: 12	1B: 2 SF: 0 2B: 0 SAC: 0 3B: 0 DP: 0 HR: 0 HBP: 0						

PITCHER		IP	WLS	BF	H	R	ER	SO	BB	IBB	HBP	BLK	WP	HR	S	P	ERA	WHIP
Jose DeLeon, R ERA: 2.18	(1, 1)	9.0	W	29	2	0	0	6	1	0	0	0	1	0	76	118	0.00	0.333

PITCHER	IP	WLS	BF	H	R	ER	SO	BB	IBB	HBP	BLK	WP	HR	S	P	ERA	WHIP

TOP

Montreal Expos @ St. Louis Cardinals

Busch Stadium, St. Louis, MO

Fri Apr 21 1989, 7:05 PM CDT

Att. 32,227 - Unknown

livebaseballscorecards.com

AB	28
R	0
H	2
RBI	0
BB	1
SO	6
LOB	7

WP: 1 PA: 29
PB: 0
SB: 1
CS: 1

Batter	1	2	3	4	5	6	7	8	9	AB	R	H	RBI	BB	SO	LOB
Vince Coleman, S (1, 7) OBP: 0.354, SLG: 0.373	F7		F7		G3			G6-3		4	0	0	0	0	0	0
Ozzie Smith, S (1, 6) OBP: 0.484, SLG: 0.464	K		G4-3			G5-3 1B		G4-3		4	0	1	0	0	1	0
Terry Pendleton, S (1, 5) OBP: 0.323, SLG: 0.286	G1-4-3			L8		K		K		4	0	0	0	0	2	1
Pedro Guerrero, R (1, 3) OBP: 0.361, SLG: 0.520		G5-3		1B 1B		G5-3 1-2			E9 1B 2B	4	0	2	0	0	0	1
Tim Jones, L (9, PR) OBP: 0.250, SLG: 0.280										0	1	0	0	0	0	0
Milt Thompson, L (1, 8) OBP: 0.469, SLG: 0.587		1B 1B		1-2 1B		IBB			P8 IBB	2	0	2	0	2	0	0
Tom Brunansky, R (1, 9) OBP: 0.224, SLG: 0.358		K		F9		P3			P8 1-2	4	0	0	0	0	1	7
Tony Peña, R (1, 2) OBP: 0.315, SLG: 0.404		FC6-4 1-3 1B		G5-3			G6-3		P2	4	0	1	0	0	0	4
José Oquendo, S (1, 4) OBP: 0.259, SLG: 0.241		FC6-4 1-2f			G1-3		K		1B BB	3	0	0	0	1	1	2
Jose DeLeon, R (1, 1)			K		G4-3		G4-3		1-2 2-3 3-H 1B	3	0	0	0	0	1	0
John Morris, L (9, PH) OBP: 0.714, SLG: 1.571										1	0	1	1	0	0	0
Inning Stats	R: 0 E: 0 K: 1 S: 8 H: 0 LOB: 0 BB: 0 P: 14	R: 0 E: 0 K: 1 S: 13 H: 2 LOB: 2 BB: 0 P: 20	R: 0 E: 0 K: 1 S: 9 H: 0 LOB: 0 BB: 0 P: 13	R: 0 E: 0 K: 0 S: 12 H: 2 LOB: 2 BB: 0 P: 17	R: 0 E: 0 K: 0 S: 8 H: 0 LOB: 0 BB: 0 P: 11	R: 0 E: 0 K: 1 S: 12 H: 1 LOB: 2 BB: 1 P: 19	R: 0 E: 0 K: 1 S: 9 H: 0 LOB: 0 BB: 0 P: 13	R: 0 E: 0 K: 1 S: 9 H: 0 LOB: 0 BB: 0 P: 14	R: 1 E: 1 K: 0 S: 10 H: 2 LOB: 3 BB: 2 P: 20	1B: 6 2B: 1 3B: 0 HR: 0	SF: 0 SAC: 0 DP: 0 HBP: 0						

PITCHER		IP	WLS	BF	H	R	ER	SO	BB	IBB	HBP	BLK	WP	HR	S	P	ERA	WHIP
Pascual Perez, R ERA: 3.24	(1, 1)	8.0		30	5	0	0	6	0	1	0	0	0	0	80	121	0.00	0.625
Tim Burke, R ERA: 3.12	(9, 1)	0.2	L	6	2	1	1	0	1	1	0	0	0	0	10	20	13.50	4.500

PITCHER	IP	WLS	BF	H	R	ER	SO	BB	IBB	HBP	BLK	WP	HR	S	P	ERA	WHIP

BOTTOM

Montreal Expos @ St. Louis Cardinals

Busch Stadium, St. Louis, MO

Fri Apr 21 1989, 7:05 PM CDT

Att. 32,227 - Unknown

livebaseballscorecards.com

AB	33
R	1
H	7
RBI	1
BB	3
SO	6
LOB	15

1B: 6	SF: 0	WP: 0	PA: 36
2B: 1	SAC: 0	PB: 0	
3B: 0	DP: 0	SB: 0	
HR: 0	HBP: 0	CS: 0	

Batter	1	2	3	4	5	6	7	8	9	AB	R	H	RBI	BB	SO	LOB
Tim Raines, S (1, 7) OBP: 0.382, SLG: 0.317	F B X 1-1 ① G4-3		C C B B B F B 4-2 FC4-2 BB		C X 0-1 ② G3 2-3 3-H		F X 0-1 ③ G4-3			3	0	0	1	1	0	1
Damaso Garcia, R (1, 4) OBP: 0.310, SLG: 0.375	B X 1-0 ② G4-3		F X 0-1 ② FC4-2 1-2 3-H		X 0-0 ③ G3			X 0-0 ① G4-3		4	0	0	0	0	0	3
Wallace Johnson, S (1, 3) OBP: 0.357, SLG: 0.500	C X 0-1 1B		C X 0-1 ③ G4-3			X 0-0 G6-3 SF8 2B		C B F B B X 3-2 ② L4		4	1	2	0	0	0	2
Mike Aldrete, L (1, 9) OBP: 0.208, SLG: 0.100	C B X 1-1 ③ F7			C F B F X 1-2 ① G4-3		B F X 1-1 ① G6-3 2-3		B C C X 1-2 ③ L4		4	0	0	0	0	0	2
Tim Wallach, R (1, 5) OBP: 0.345, SLG: 0.346		C B B S B F S 3-3 ① K		B F S S X 1-2 ② P8		F X 0-1 ② SF8 3-H			X 0-0 ① G5-3	3	0	0	1	0	1	0
Tom Foley, L (1, 6) OBP: 0.268, SLG: 0.347		F B C F S 1-3 ② K		B X 1-0 ③ G4-3		C B X 1-1 PB 1B			B B C F B X 3-2 ② G3	4	0	1	0	0	1	0
Nelson Santovenia, R (1, 2) OBP: 0.370, SLG: 0.422		C B B X 2-1 ③ G1			H 1-0 2B G3 HBP	F B B B X 3-1 ③ G5-3 1-2			C X 0-1 ③ G5-3	3	1	0	0	0	0	1
Dave Martinez, L (1, 8) OBP: 0.200, SLG: 0.211			B F B X 2-1 SH1-4 FC4-2 2B		X 0-0 G3 1-3 2B		B C C X 1-2 ① P6			3	0	2	0	0	0	0
Kevin Gross, R (1, 1) OBP: 0.333, SLG: 0.200 Andres Galarraga, R (5, PH) OBP: 0.319, SLG: 0.371 Brian Holman, R (5, 1) Otis Nixon, S (7, PH) OBP: 0.270, SLG: 0.226 Gene Harris, R (7, 1)			C L X 0-2 ① SH1-4 2-3		X 0-0 ① G5-3		B B B C F X 3-2 ② G6-3			0 1 0 1 0	0 0 0 0 0	0 0 0 0 0	0 0 0 0 0	0 0 0 0 0	0 0 0 0 0	0 2 0 0 0
Inning Stats	R: 0 E: 0 K: 0 S: 7 H: 1 LOB: 1 BB: 0 P: 10	R: 0 E: 0 K: 2 S: 10 H: 0 LOB: 0 BB: 0 P: 16	R: 0 E: 0 K: 0 S: 12 H: 1 LOB: 2 BB: 1 P: 18	R: 0 E: 0 K: 0 S: 8 H: 0 LOB: 0 BB: 0 P: 11	R: 1 E: 0 K: 0 S: 5 H: 1 LOB: 1 BB: 0 P: 6	R: 1 E: 0 K: 0 S: 9 H: 2 LOB: 1 BB: 0 P: 14	R: 0 E: 0 K: 0 S: 8 H: 0 LOB: 0 BB: 0 P: 12	R: 0 E: 0 K: 0 S: 7 H: 0 LOB: 0 BB: 0 P: 11	R: 0 E: 0 K: 0 S: 6 H: 0 LOB: 0 BB: 0 P: 9	1B: 2 2B: 3 3B: 0 HR: 0		SF: 1 SAC: 1 DP: 0 HBP: 1				

PITCHER	IP	W/L/S	BF	H	R	ER	SO	BB	IBB	HBP	BLK	WP	HR	S	P	ERA	WHIP
Scott Terry, R (1, 1) ERA: 2.0	9.0	W	34	5	2	2	2	1	0	1	0	0	0	72	107	2.00	0.667

PITCHER	IP	W/L/S	BF	H	R	ER	SO	BB	IBB	HBP	BLK	WP	HR	S	P	ERA	WHIP

TOP

Montreal Expos @ St. Louis Cardinals

Busch Stadium, St. Louis, MO

Sat Apr 22 1989, 7:05 PM CDT

Att. 41,325 - Unknown

livebaseballscorecards.com

AB	30
R	2
H	5
RBI	2
BB	1
SO	2
LOB	11

1B: 2	SF: 1	WP: 0	PA: 34
2B: 3	SAC: 1	PB: 1	
3B: 0	DP: 0	SB: 0	
HR: 0	HBP: 1	CS: 0	

Batter	1	2	3	4	5	6	7	8	9	AB	R	H	RBI	BB	SO	LOB
Vince Coleman, S (1, 7) OBP: 0.371, SLG: 0.391	B C F X 1-2 SH1-3 S FC5-2-5-1-6 1B		C F F B B B X 3-2 BLK 2B 1B	F C B S 1-3 ③ K			C B B F B X 3-2 SH1-3 S SH 1B	F B B X 2-1 ③ L7		5	2	3	0	0	1	3
Ozzie Smith, S (1, 6) OBP: 0.485, SLG: 0.448	B B X 2-0 ① SH1-3 1-3		P P 1 SAFE 1 SAFE 1 SAFE 1 SAFE 1 SAFE 1 SAFE B 4-1 1-2 2B BB		B F B C X 2-2 ① G2-3		1 SAFE 1 SAFE B X 1-0 ① SH1-3 1-3			1	1	0	0	1	0	0
Terry Pendleton, S (1, 5) OBP: 0.323, SLG: 0.305	F B B F B X 3-2 ② FC5-2-5-1-6 3-H		C X 0-1 1-H 2-H 2B 2B		B F B F X 2-2 ② G5-3		B X 1-0 SH 1B 1B 3-H			3	2	1	3	0	0	1
Pedro Guerrero, R (1, 3) OBP: 0.369, SLG: 0.537	C X 0-1 ③ F8		B X 1-0 2-H 2B		C B C F F F X 1-2 ③ G5-3		X 0-0 1B 1-3 1B			4	0	2	1	0	0	1
Milt Thompson, L (1, 8) OBP: 0.453, SLG: 0.560		C X 0-1 ① P6	S B F B C 2-3 ③ K			C B B X 2-1 ① F7	P F B F X 2-2 G4-6-3 1-2 3-H 1B			4	0	1	1	0	1	1
John Morris, L (1, 9) OBP: 0.636, SLG: 1.273		B C B C X 2-2 ② F7		C F B X 1-2 G1-3 2B		B C B S X 2-2 1B 1B	F X 0-1 ② ③ G4-6-3 1-2f			4	0	2	0	0	0	2
José Oquendo, S (1, 4) OBP: 0.290, SLG: 0.250		C B B S X 2-2 ③ G4-3		B B C B B 4-1 G1-3 BB		B P 1 SAFE C 1 SAFE X 2-1 1-2 1B		B B B B 4-0 G3 BB		2	0	1	0	2	0	0
Tony Peña, R (1, 2) OBP: 0.293, SLG: 0.375			B B B C C X 3-2 ① G3	X 0-0 ① G1-3 1-2 2-3		C C F S 0-3 ② K		C X 0-1 ① G3 1-2		4	0	0	0	0	1	5
Scott Terry, R (1, 1)			S C S 0-3 ② K	X 0-0 ② P4		B F B X 2-1 ③ L3		S S B B F B S 3-3 ② K		4	0	0	0	0	2	5
Inning Stats	R: 0 E: 0 K: 0 S: 9 H: 1 LOB: 1 BB: 0 P: 15	R: 0 E: 0 K: 0 S: 8 H: 0 LOB: 0 BB: 0 P: 12	R: 3 E: 0 K: 2 S: 19 H: 3 LOB: 1 BB: 1 P: 30	R: 0 E: 0 K: 1 S: 9 H: 1 LOB: 2 BB: 1 P: 15	R: 0 E: 0 K: 0 S: 12 H: 0 LOB: 0 BB: 0 P: 17	R: 0 E: 0 K: 1 S: 14 H: 2 LOB: 2 BB: 0 P: 21	R: 2 E: 0 K: 0 S: 12 H: 3 LOB: 1 BB: 0 P: 18	R: 0 E: 0 K: 1 S: 8 H: 0 LOB: 1 BB: 1 P: 17		1B: 7 2B: 3 3B: 0 HR: 0 SF: 0 SAC: 3 DP: 1 HBP: 0						

PITCHER		IP	WLS	BF	H	R	ER	SO	BB	IBB	HBP	BLK	WP	HR	S	P	ERA	WHIP
Kevin Gross, R ERA: 4.7	(1, 1)	4.0	L	19	5	3	3	3	2	0	0	1	0	0	45	72	6.75	1.750
Brian Holman, R ERA: 1.0	(5, 1)	2.0		8	2	0	0	1	0	0	0	0	0	0	26	38	0.00	1.000
Gene Harris, R ERA: 3.21	(7, 1)	2.0		10	3	2	2	1	1	0	0	0	0	0	20	35	9.00	2.000

PITCHER	IP	WLS	BF	H	R	ER	SO	BB	IBB	HBP	BLK	WP	HR	S	P	ERA	WHIP

BOTTOM

Montreal Expos @ St. Louis Cardinals

Busch Stadium, St. Louis, MO

Sat Apr 22 1989, 7:05 PM CDT

Att. 41,325 - Unknown

livebaseballscorecards.com

AB	31
R	5
H	10
RBI	5
BB	3
SO	5
LOB	18

Montreal Expos @ St. Louis Cardinals

Busch Stadium, St. Louis, MO

Sun Apr 23 1989, 3:33 AM CDT

Att. 44,956 - Unknown

TOP

livebaseballscorecards.com

Batter	1	2	3	4	5	6	7	8	9	AB	R	H	RBI	BB	SO	LOB
Tim Raines, S (1, 7) OBP: 0.390, SLG: 0.379	1-2 2B 3B		1-0 FC5-2 E 1-2 SF8 1B	1-0 L1-3		1-1 G3 3-H 2B		1-0 G3	0-1 G6-4-3 1-2f	6	2	3	1	0	0	3
Tom Foley, L (1, 4) OBP: 0.279, SLG: 0.370	1-2 3-H 2B		0-0 E3 FC5-2 1-2 2-3		1-1 BB HBP FC5-2 1B	1-2 G3 2-3		0-0 G4-3		5	0	2	1	0	0	3
Andres Galarraga, R (1, 3) OBP: 0.311, SLG: 0.348	1-3 K		1-1 FC5-2 1-2 2-3 3-Hf		2-0 FC5-2 BB 1-2 HBP	1-2 P8		1-3 K		4	0	0	0	0	2	5
Hubie Brooks, R (1, 9) OBP: 0.324, SLG: 0.422	3-3 K		1-1 SF8 3-H		4-2 FC5-2 1-2 2-3 BB		0-1 HR		0-2 G5-3	3	1	1	2	1	1	1
Tim Wallach, R (1, 5) OBP: 0.349, SLG: 0.368	1-3 K		1-2 P7		1-2 FC5-2 1-2 2-3 3-Hf		2-2 1B S 2B		0-1 1B E 1B	5	2	2	0	0	1	6
Dave Martinez, L (1, 8) OBP: 0.214, SLG: 0.225 Otis Nixon, S (5, PH) (5, 8) OBP: 0.300, SLG: 0.265		2-0 G4-3		1-0 G1-3 1B 1B	1-0 L8		0-1 G6-3 S 2-3 1B		2-2 S S 1-3 2B 1B	2 3	1 1	1 2	0 0	0 0	0 0	0 3
Mike Fitzgerald, R (1, 2) OBP: 0.276, SLG: 0.400		2-1 G6-3		0-2 G1-3 1-2	1-3 K		1 SAFE 0-3 K 1-2 3-H		1 SAFE 1-1 E6 S 1-2 2B 3-H	5	1	0	1	0	2	6
Spike Owen, S (1, 6) OBP: 0.321, SLG: 0.333		1-0 P5		0-2 G3 2-H 1B		0-2 2B 3B	2-2 G6-3 2-3		2-0 1B 1-H 2-H 2B	5	1	3	3	0	0	1
Bryn Smith, R (1, 1) Joe Hesketh, R (8, 1) OBP: 1.000, SLG: 1.000			4-2 E 1B FC5-2 BB	0-0 G3 2-3		1-3 K	3-1 G4-3		0-0 G6-4-3 2-3 1B	3 1	0 0	0 1	0 0	1 0	1 0	3 0

	AB	R	H	RBI	BB	SO	LOB
	42	9	15	8	2	7	31

Inning Stats	1	2	3	4	5	6	7	8	9
	R: 1 E: 0 K: 3 S: 16	H: 2 LOB: 1 BB: 0 P: 23	R: 0 E: 0 K: 0 S: 4	H: 0 LOB: 0 BB: 0 P: 9	R: 1 E: 1 K: 0 S: 11	H: 1 LOB: 2 BB: 1 P: 19	R: 1 E: 0 K: 0 S: 9	H: 2 LOB: 1 BB: 0 P: 11	R: 0 E: 0 K: 1 S: 12
	H: 1 LOB: 3 BB: 1 P: 22	R: 1 E: 0 K: 1 S: 15	H: 2 LOB: 1 BB: 0 P: 19	R: 2 E: 0 K: 1 S: 18	H: 3 LOB: 1 BB: 0 P: 25	R: 0 E: 0 K: 1 S: 5	H: 0 LOB: 0 BB: 0 P: 7	R: 3 E: 1 K: 0 S: 16	H: 4 LOB: 1 BB: 0 P: 20

1B: 8	SF: 1	WP: 0	PA: 46
2B: 4	SAC: 0	PB: 0	
3B: 2	DP: 1	SB: 5	
HR: 1	HBP: 1	CS: 0	

PITCHER		IP	WLS	BF	H	R	ER	SO	BB	IBB	HBP	BLK	WP	HR	S	P	ERA	WHIP
Cris Carpenter, R (1, 1) ERA: 1.76		4.1	L	23	6	3	2	3	2	0	1	0	0	0	48	78	4.15	1.846
Frank DiPino, L (5, 1) ERA: 1.42		0.1		1	0	0	0	0	0	0	0	0	0	0	1	2	0.00	0.000
Don Heinkel, R (5, 1) ERA: 6.0		1.2		10	5	3	3	3	0	0	0	0	0	1	29	36	16.20	3.000
Ken Dayley, L (7, 1) ERA: 4.5		0.2		2	0	0	0	0	0	0	0	0	0	0	7	12	0.00	0.000
Dan Quisenberry, R (8, 1) ERA: 6.43		2.0		10	4	3	2	1	0	0	0	0	0	0	21	27	9.00	2.000

PITCHER	IP	WLS	BF	H	R	ER	SO	BB	IBB	HBP	BLK	WP	HR	S	P	ERA	WHIP

BOTTOM

Montreal Expos @ St. Louis Cardinals

Busch Stadium, St. Louis, MO

Sun Apr 23 1989, 3:33 AM CDT

Att. 44,956 - Unknown

livebaseballscorecards.com

Batter	1	2	3	4	5	6	7	8	9	AB	R	H	RBI	BB	SO	LOB
Vince Coleman, S (1, 7) OBP: 0.378, SLG: 0.441	C B B X 2-1 G4-3 3B		B B C X 2-1 ① G3		B X 1-0 ② B5-3			C B B X 2-1 S 1B 2B		4	2	2	0	0	0	0
Ozzie Smith, S (1, 6) OBP: 0.486, SLG: 0.438	X 0-0 ① G4-3 3-H		B X 1-0 ② L7		C B B B B 4-1 BB			C X 0-1 FC1-4-5-6 BLK 2-H 1B		3	0	1	2	1	0	0
Terry Pendleton, S (1, 5) OBP: 0.304, SLG: 0.286	C X 0-1 ② G5-3		X 0-0 ③ P8		1 SAFE B 1 SAFE B F 1 SAFE X 2-1 ③ L9			F X 0-1 ① FC1-4-5-6 L1-3 1-3		4	0	0	0	0	0	2
Pedro Guerrero, R (1, 3) OBP: 0.362, SLG: 0.517	B B X 2-0 ③ G6-3			X 0-0 1B 1B G4-6-3 1B		C B X 1-1 ① P9		B X 1-0 ②③ L1-3 1-2		4	1	1	0	0	0	1
Milt Thompson, L (1, 8) OBP: 0.439, SLG: 0.537		B F B B S F F X 3-2 ① G1-3		F B B S S X 2-2 G4-6-3 1B 1-2 1B		C X 0-1 ② G4-3			C B X 1-1 ① G3	4	0	1	0	0	0	0
John Morris, L (1, 9) OBP: 0.600, SLG: 1.067		F B X 1-1 BB 1B		X 0-0 G4-6-3 1-2 2-3 1B		C B S F B S 2-3 ③ K			C B X 1-1 ② G6-3	4	0	2	0	0	1	0
José Oquendo, S (1, 4) OBP: 0.288, SLG: 0.237		1 SAFE B 1 SAFE B 1 SAFE B B 4-0 1-2 BB		X 0-0 ①② G4-6-3 1-2f 2-3 3-H			C X 0-1 ① G6-3		C B F B C 2-3 ③ K	3	0	0	0	1	1	2
Tom Pagnozzi, R (1, 2) OBP: 0.333, SLG: 0.250		B B C F X 2-2 ② P8		B B C F S 2-3 ③ K			X 0-0 ② F8			3	0	0	0	0	1	3
Cris Carpenter, R (1, 1) OBP: 0.500, SLG: 0.500 Frank DiPino, L (5, 1) Don Heinkel, L (5, 1) Ken Dayley, L (7, 1) Tim Jones, L (7, PH) OBP: 0.241, SLG: 0.269 Dan Quisenberry, R (8, 1)		S S F X 0-2 ③ G4-3			C F X 0-2 ① G1-3		B C X 1-1 ③ G3			1 0 1 0 1 0	0 0 0 0 0 0	0 0 0 0 0 0	0 0 0 0 0 0	0 0 0 0 0 0	0 0 0 0 0 0	2 0 0 0 0 0
Inning Stats	R: 1 H: 1 E: 0 LOB: 0 K: 0 BB: 0 S: 6 P: 10	R: 0 H: 1 E: 0 LOB: 2 K: 0 BB: 1 S: 14 P: 24	R: 0 H: 0 E: 0 LOB: 0 K: 0 BB: 0 S: 4 P: 7	R: 1 H: 3 E: 0 LOB: 1 K: 1 BB: 0 S: 9 P: 13	R: 0 H: 0 E: 0 LOB: 1 K: 0 BB: 1 S: 7 P: 14	R: 0 H: 0 E: 0 LOB: 0 K: 1 BB: 0 S: 8 P: 11	R: 0 H: 0 E: 0 LOB: 0 K: 0 BB: 0 S: 5 P: 6	R: 1 H: 2 E: 0 LOB: 0 K: 0 BB: 0 S: 7 P: 10	R: 0 H: 0 E: 0 LOB: 0 K: 1 BB: 0 S: 7 P: 11	1B: 5 2B: 2 3B: 1 HR: 0	SF: 0 SAC: 0 DP: 2 HBP: 0			WP: 0 PB: 0 SB: 1 CS: 0	PA: 34		

	AB	32
	R	3
	H	7
	RBI	2
	BB	2
	SO	3
	LOB	10

PITCHER		IP	WLS	BF	H	R	ER	SO	BB	IBB	HBP	BLK	WP	HR	S	P	ERA	WHIP
Bryn Smith, R ERA: 1.89	(1, 1)	7.0	W	27	5	2	2	2	2	0	0	0	0	0	53	85	2.57	1.000
Joe Hesketh, L ERA: 3.0	(8, 1)	2.0		7	2	1	1	1	0	0	0	1	0	0	14	21	4.50	1.000

PITCHER	IP	WLS	BF	H	R	ER	SO	BB	IBB	HBP	BLK	WP	HR	S	P	ERA	WHIP

Batter	1	2	3	4	5	6	7	8	9	AB	R	H	RBI	BB	SO	LOB
Tim Raines, S (1, 7) OBP: 0.384, SLG: 0.371	F F F B X 1-2 ① F9		B X 1-0 ③ F8			C C B X 1-2 1B		X 0-0 ② F7		4	0	1	0	0	0	1
Otis Nixon, S (1, 8) OBP: 0.273, SLG: 0.237	C X 0-1 ② B1-3			S X 0-1 ① L7		X 0-0 ③ L4		B X 1-0 ③ 4-3		4	0	0	0	0	0	2
Randy Johnson, R (8, 1)										0	0	0	0	0	0	0
Andres Galarraga, R (1, 3) OBP: 0.308, SLG: 0.357	B C B F S 2-3 ③ K			C B S S 1-3 ② K			C B S S 1-3 ① K		C X 0-1 1B 2B	4	0	1	0	0	3	0
Hubie Brooks, R (1, 9) OBP: 0.320, SLG: 0.412		B C F X 1-2 ① 4-3		C F B X 1-2 ③ G6-3			B X 1-0 2B 1B		F B X 1-1 ① 5-3	4	0	1	0	0	0	1
Tim Wallach, R (1, 5) OBP: 0.373, SLG: 0.459		B X 1-0 HR			X 0-0 ① 5-3		B B F B X 3-1 1-3 2B		B X 1-0 2-3 1B	4	1	3	1	0	0	0
Damaso Garcia, R (1, 4) OBP: 0.283, SLG: 0.341		C B X 1-1 ② L9			B C B X 2-1 ② L4		B B F X 2-1 ② P2		X 0-0 ② F4	4	0	0	0	0	0	4
Nelson Santovenia, R (1, 2) OBP: 0.345, SLG: 0.388		X 0-0 ③ F3			C C X 0-2 ③ 4-3		B X 1-0 ③ P3		F X 0-1 ③ F9	4	0	0	0	0	0	4
Spike Owen, S (1, 6) OBP: 0.321, SLG: 0.354			C F F B B X 2-2 ① G5-3			B C F C 1-3 ① K		X 0-0 2B		3	0	1	0	0	1	0
Dennis Martinez, R (1, 1) OBP: 0.083, SLG: 0.083			F F F C 0-3 ② K			B S X 1-1 ② F9		B F B X 2-1 ① F5		2	0	0	0	0	1	0
Andy McGaffigan, R (7, 1)										0	0	0	0	0	0	0
Gene Harris, R (7, 1)										0	0	0	0	0	0	0
Rex Hudler, R (8, PH) OBP: 0.429, SLG: 0.429										1	0	0	0	0	0	1
(8, 8)																
Inning Stats	R: 0 E: 0 K: 1 S: 9 H: 0 LOB: 0 BB: 0 P: 12	R: 1 E: 0 K: 0 S: 7 H: 1 LOB: 0 BB: 0 P: 10	R: 0 E: 0 K: 1 S: 9 H: 0 LOB: 0 BB: 0 P: 12	R: 0 E: 0 K: 1 S: 8 H: 0 LOB: 0 BB: 0 P: 10	R: 0 E: 0 K: 0 S: 6 H: 0 LOB: 0 BB: 0 P: 8	R: 0 E: 0 K: 1 S: 9 H: 1 LOB: 1 BB: 0 P: 12	R: 0 E: 0 K: 1 S: 9 H: 2 LOB: 2 BB: 0 P: 17	R: 0 E: 0 K: 0 S: 5 H: 1 LOB: 1 BB: 0 P: 8	R: 0 E: 0 K: 0 S: 8 H: 2 LOB: 2 BB: 0 P: 10	1B: 3 2B: 3 3B: 0 HR: 1 SF: 0 SAC: 0 DP: 0 HBP: 0						

PITCHER		IP	WLS	BF	H	R	ER	SO	BB	IBB	HBP	BLK	WP	HR	S	P	ERA	WHIP
Tom Browning, L ERA: 2.48	(1, 1)	9.0	W	34	7	1	1	5	0	0	0	0	0	1	70	99	1.00	0.778

PITCHER	IP	WLS	BF	H	R	ER	SO	BB	IBB	HBP	BLK	WP	HR	S	P	ERA	WHIP

TOP

Montreal Expos @ Cincinnati Reds

Riverfront Stadium, Cincinnati, OH

Tue Apr 25 1989, 7:05 PM EDT
Att. 16,469 - Unknown - 84 F

livebaseballscorecards.com

AB	34
R	1
H	7
RBI	1
BB	0
SO	5
LOB	13

WP: 0 PB: 0 SB: 0 CS: 0
PA: 34

Batter	1	2	3	4	5	6	7	8	9	AB	R	H	RBI	BB	SO	LOB
Kal Daniels, L (1, 7) OBP: 0.382, SLG: 0.246 Herm Winningham, L (8, PH) OBP: 0.308, SLG: 0.769 (9, 7)	B C C B X 2-2 ① L1		B C C X 1-2 E 1B 1B		B B B B 4-0 BB	B C X 1-1 1B SF8 1B	C B F S 1-3 ② K		3 2 2 0 1 0 0 1 0 0 0 0 1 1							
Chris Sabo, R (1, 5) OBP: 0.277, SLG: 0.312	B F F B X 2-2 CS 2B		P B 1 SAFE F B B 4-1 1B 1-2 BB		X 0-0 ③ L8		P S X 1-1 ① F6	B X 1-0 ③ F8		4 0 1 0 1 0 3						
Barry Larkin, R (1, 6) OBP: 0.319, SLG: 0.453 Lenny Harris, L (7, PH) OBP: 0.250, SLG: 0.250 (8, 6)	C C B F F F B X 2-2 ②③ F1-3 2-3		L B X 1-1 S 1-3 2-H 1B			B C F F F F X 1-2 ① 6-3	F B B X 2-1 3B 1-3 1B			3 0 1 1 0 0 1 1 1 1 0 0 0 0						
Eric Davis, R (1, 8) OBP: 0.296, SLG: 0.420		B B F B C X 3-2 ① 4-3	B B S S B C 3-3 ③ K 1-2			B X 1-0 S HR 1B	X 0-0 ② SF8 3-H			3 1 1 1 0 1 2						
Todd Benzinger, S (1, 3) OBP: 0.293, SLG: 0.314	C X 0-1 ② G3			B S C X 1-2 ① 4-3		B B C F B B 4-2 HR 1-2 BB	X 0-0 1-H 3B			3 1 1 1 1 0 0						
Paul O'Neill, L (1, 9) OBP: 0.358, SLG: 0.484	B C X 1-1 1B			F F B X 1-2 ② F6		F X 0-1 1-H 2-H HR	B B B B 4-0 BB			3 1 2 3 1 0 0						
Jeff Reed, L (1, 2) OBP: 0.333, SLG: 0.444	1 SAFE S S B 1 SAFE B F F C 2-3 ③ K			X 0-0 ③ P3		B B X 2-0 ② F9	F B X 1-1 ③ L5			4 0 0 0 0 1 3						
Ron Oester, S (1, 4) OBP: 0.302, SLG: 0.222			F F B B X 2-2 ① 1-3	C X 0-1 ① F8		B X 1-0 2B		F X 0-1 SH5-4 1B		4 0 2 0 0 0 0						
Tom Browning, L (1, 1)			F S B X 1-2 ② 6-3	X 0-0 ② 4-3		S F F B F X 1-2 ③ F8		B X 1-0 ① SH5-4 1-2		3 0 0 0 0 0 1						
Inning Stats	R: 0 H: 1 E: 0 LOB: 0 K: 0 BB: 0 S: 12 P: 18	R: 0 H: 1 E: 0 LOB: 1 K: 1 BB: 0 S: 11 P: 17	R: 1 H: 2 E: 1 LOB: 2 K: 1 BB: 1 S: 16 P: 27	R: 0 H: 0 E: 0 LOB: 0 K: 0 BB: 0 S: 7 P: 9	R: 0 H: 0 E: 0 LOB: 1 K: 0 BB: 1 S: 4 P: 8	R: 3 H: 3 E: 0 LOB: 1 K: 0 BB: 1 S: 19 P: 29	R: 2 H: 3 E: 0 LOB: 2 K: 0 BB: 1 S: 11 P: 19	R: 0 H: 1 E: 0 LOB: 1 K: 1 BB: 0 S: 8 P: 11		1B: 7 SF: 1 2B: 2 SAC: 1 3B: 1 DP: 0 HR: 1 HBP: 0						

BOTTOM

Montreal Expos @ Cincinnati Reds

Riverfront Stadium, Cincinnati, OH

Tue Apr 25 1989, 7:05 PM EDT

Att. 16,469 - Unknown - 84 F

livebaseballscorecards.com

AB	32
R	6
H	11
RBI	6
BB	4
SO	3
LOB	11

PITCHER		IP	WLS	BF	H	R	ER	SO	BB	IBB	HBP	BLK	WP	HR	S	P	ERA	WHIP
Dennis Martinez, R ERA: 3.44	(1, 1)	6.0	L	27	7	4	4	2	3	0	0	0	0	1	69	108	6.00	1.667
Andy McGaffigan, R ERA: 2.38	(7, 1)	0.2		6	3	2	2	0	1	0	0	0	0	0	9	16	27.00	6.000
Gene Harris, R ERA: 3.14	(7, 1)	0.1		1	0	0	0	0	0	0	0	0	0	0	2	3	0.00	0.000
Randy Johnson, L ERA: 6.75	(8, 1)	1.0		4	1	0	0	1	0	0	0	0	0	0	8	11	0.00	1.000

PITCHER	IP	WLS	BF	H	R	ER	SO	BB	IBB	HBP	BLK	WP	HR	S	P	ERA	WHIP

Batter	1	2	3	4	5	6	7	8	9	AB	R	H	RBI	BB	SO	LOB
Tim Raines, S (1, 7) OBP: 0.396, SLG: 0.397	C B B X 2-1 ① 4-3		B C B X 2-1 ② SF8 3-H		B B X 2-0 S 1B		B F B B B 4-1 CS BB		B X 1-0 1-H 2-H 1B 2B	3	1	2	3	1	0	0
Tom Foley, L (1, 4) OBP: 0.292, SLG: 0.397	B X 1-0 ② F8		X 0-0 FC6-4 1B		P C B X 2-1 ① L4		B C B F X 2-2 ② 1-2 2B		B B B C B 4-1 1B BB	4	0	2	0	0	0	1
Mike Fitzgerald, R (9, PH) OBP: 0.300, SLG: 0.400										0	0	0	0	1	0	0
Andres Galarraga, R (1, 3) OBP: 0.301, SLG: 0.347	C C B F F B S 2-3 ③ K		X 0-0 ③ FC6-4 1-2f		B X 1-0 ② G6-3 1-2		F B S F B S 2-3 ③ K		X 0-0 1-2 3-H 1B	5	0	1	1	0	2	3
Hubie Brooks, R (1, 9) OBP: 0.313, SLG: 0.397		F B B X 2-1 FC4-6 1B		X 0-0 ① F8	C S B B F F X 2-2 ③ G4-3			C F F F X 0-2 ① G1-3	F X 0-1 ② F7	5	0	1	0	0	0	3
Tim Wallach, R (1, 5) OBP: 0.347, SLG: 0.424		C C B S 1-3 ① K		F F X 0-2 ② G6-3		S S S B X 2-2 ① G4-3		F X 0-1 ② L4	B B B S X 3-1 ③ F9	5	0	0	0	0	1	3
Dave Martinez, L (1, 8) OBP: 0.222, SLG: 0.233		B X 1-0 ② FC4-6 1-2f		B C B X 2-1 S 1B 1B		B X 1-0 ② F8		X 0-0 ③ B1-3		3	1	1	0	0	0	1
Rex Hudler, R (8, PH) OBP: 0.375, SLG: 0.375										1	0	0	0	0	0	0
(8, 8)																
Nelson Santovenia, R (1, 2) OBP: 0.355, SLG: 0.385		F X 0-1 ③ P6		1 SAFE B B B B 4-0 1B 1-3 BB		C X 0-1 1B			S X 0-1 ① 6-3	3	0	1	0	1	0	1
Spike Owen, S (1, 6) OBP: 0.333, SLG: 0.353		C B F F X 1-2 ① G6-3		B B C C X 2-2 1-2 3-H 1B		C C B B B X 3-2 ③ L7			B S B F B F B 4-2 BB 2B BB	3	1	1	1	1	0	1
Pascual Perez, R (1, 1) OBP: 0.125, SLG: 0.250		X 0-0 E9 SF8 2B		X 0-0 ③ G1-3			B X 1-0 ① B3		B S C B F F B B 4-2 1-2 2B BB	2	1	1	0	0	0	2
Otis Nixon, S (7, PH) OBP: 0.267, SLG: 0.231										1	0	0	0	0	0	0
Joe Hesketh, R (7, 1) OBP: 1.000, SLG: 1.000										0	0	0	0	0	0	0
Andy McGaffigan, R (7, 1)										0	0	0	0	0	0	0
Damaso Garcia, R (9, PH) OBP: 0.298, SLG: 0.341										0	1	0	0	1	0	0
Inning Stats	R: 0 E: 0 K: 1 S: 8 H: 0 LOB: 0 BB: 0 P: 13	R: 0 E: 0 K: 1 S: 8 H: 1 LOB: 1 BB: 0 P: 12	R: 1 E: 1 K: 0 S: 9 H: 2 LOB: 0 BB: 0 P: 12	R: 1 E: 0 K: 0 S: 10 H: 2 LOB: 2 BB: 1 P: 18	R: 0 E: 0 K: 0 S: 10 H: 1 LOB: 1 BB: 0 P: 16	R: 0 E: 0 K: 0 S: 9 H: 1 LOB: 1 BB: 0 P: 15	R: 0 E: 0 K: 1 S: 9 H: 1 LOB: 1 BB: 1 P: 18	R: 0 E: 0 K: 0 S: 8 H: 0 LOB: 0 BB: 0 P: 8	R: 3 E: 0 K: 0 S: 16 H: 2 LOB: 2 BB: 3 P: 32	1B: 7 2B: 3 3B: 0 HR: 0		SF: 1 SAC: 0 DP: 0 HBP: 0			WP: 0 PB: 0 SB: 3 CS: 1	PA: 41	

TOP

Montreal Expos @ Cincinnati Reds

Riverfront Stadium, Cincinnati, OH

Wed Apr 26 1989, 7:05 PM EDT

Att. 19,336 - Unknown - 75 F

livebaseballscorecards.com

AB	35
R	5
H	10
RBI	5
BB	5
SO	3
LOB	15

PITCHER		IP	WLS	BF	H	R	ER	SO	BB	IBB	HBP	BLK	WP	HR	S	P	ERA	WHIP
Rick Mahler, R ERA: 1.83	(1, 1)	6.2	W	29	8	2	2	2	2	0	0	0	0	0	59	98	2.70	1.500
Rob Dibble, R ERA: 4.63	(7, 1)	0.1		1	0	0	0	1	0	0	0	0	0	0	4	6	0.00	0.000
John Franco, L ERA: 2.53	(8, 1)	2.0	S	11	2	3	3	0	3	0	0	0	0	0	24	40	13.50	2.500

PITCHER	IP	WLS	BF	H	R	ER	SO	BB	IBB	HBP	BLK	WP	HR	S	P	ERA	WHIP

Batter	1	2	3	4	5	6	7	8	9	AB	R	H	RBI	BB	SO	LOB
Kal Daniels, L (1, 7) OBP: 0.400, SLG: 0.311	X 0-0 G6-3 SF9 2B		C B B F F B S 3-3 K ②			X 0-0 1-3 2B 2B	B B C C F F F X 2-2 1-2 2-H FC6-4 1B			4	2	3	1	0	1	0
Chris Sabo, R (1, 5) OBP: 0.276, SLG: 0.321	B X 1-0 G6-3 2-3 ①		X 0-0 P2 ③			X 0-0 2-H 3-H 2B	C F B X 1-2 FC6-4 1-2f ③			4	0	1	2	0	0	3
Barry Larkin, R (1, 6) OBP: 0.315, SLG: 0.448	B S F X 1-2 SF9 3-H ②			F X 0-1 G4-3 ①		L F F S 0-3 K2-3 ①		X 0-0 1B 2B 1B		3	1	1	1	0	1	1
Eric Davis, R (1, 8) OBP: 0.306, SLG: 0.425	C X 0-1 S 1B			X 0-0 F8 ②		C F F F F S 0-3 K ②		F B P X 2-1 1-3 2B 1B		4	1	2	0	0	1	1
Todd Benzinger, S (1, 3) OBP: 0.278, SLG: 0.297	F F P S 1-3 K 1-2 ③			X 0-0 G4-3 ③		B B B C X 3-1 F9 ③		B B C X 2-1 F9 ①		4	0	0	0	0	1	4
Paul O'Neill, L (1, 9) OBP: 0.352, SLG: 0.485		C B X 1-1 P2 ①			X 0-0 G3-1 ①		B B X 2-0 P4 ①	P X 1-0 1-H 3-H FC5-2 2B		4	0	1	2	0	0	0
Jeff Reed, L (1, 2) OBP: 0.339, SLG: 0.446 Bo Diaz, R (7, PH) OBP: 0.222, SLG: 0.125 (8, 2)		B S B F X 2-2 G1-4-3 1B			X 0-0 G4-3 ②		X 0-0 G4-3 ②	C X 0-1 FC5-2 3-H 1B ②		2 2	0 0	1 0	0 0	0 0	0 0	0 1
Ron Oester, S (1, 4) OBP: 0.313, SLG: 0.228		B X 1-0 G1-4-3 1-2f ② ③			B F B X 2-1 G4-3 ③		B B B B 4-0 1B 1B BB	F B X 1-1 1-2 1B		3	1	1	0	1	0	1
Rick Mahler, R (1, 1) OBP: 0.167, SLG: 0.167 Rob Dibble, L (7, 1) Joel Youngblood, R (7, PH) OBP: 0.214, SLG: 0.154 John Franco, L (8, 1)			C F B B B F S 3-3 K ①			F B X 1-1 2B 2B 1B	B C S S X 1-2 1-2 1B	B C F S 1-3 K ③		2 0 1 1	1 0 0 0	1 0 1 0	0 0 0 0	0 0 0 0	1 0 0 1	0 0 0 2
Inning Stats	R: 1 E: 0 K: 1 S: 11 H: 2 LOB: 1 BB: 0 P: 13	R: 0 E: 0 K: 0 S: 6 H: 1 LOB: 0 BB: 0 P: 10	R: 0 E: 0 K: 2 S: 9 H: 0 LOB: 0 BB: 0 P: 15	R: 0 E: 0 K: 0 S: 4 H: 0 LOB: 0 BB: 0 P: 4	R: 0 E: 0 K: 0 S: 4 H: 0 LOB: 0 BB: 0 P: 6	R: 2 E: 0 K: 2 S: 16 H: 3 LOB: 1 BB: 0 P: 20	R: 1 E: 0 K: 0 S: 14 H: 2 LOB: 2 BB: 1 P: 24	R: 2 E: 0 K: 1 S: 15 H: 4 LOB: 2 BB: 0 P: 20		1B: 8 2B: 4 3B: 0 HR: 0	SF: 1 SAC: 0 DP: 1 HBP: 0		WP: 0 PB: 0 SB: 1 CS: 0	PA: 36		

PITCHER		IP	WLS	BF	H	R	ER	SO	BB	IBB	HBP	BLK	WP	HR	S	P	ERA	WHIP
Pascual Perez, R ERA: 3.48	(1, 1)	6.0	L	23	6	3	3	5	0	0	0	0	0	0	50	68	4.50	1.000
Joe Hesketh, L ERA: 3.72	(7, 1)	0.2		5	2	1	1	0	1	0	0	0	0	0	11	20	13.50	4.500
Andy McGaffigan, R ERA: 3.55	(7, 1)	1.1		8	4	2	2	1	0	0	0	0	0	0	18	24	13.50	3.000

PITCHER	IP	WLS	BF	H	R	ER	SO	BB	IBB	HBP	BLK	WP	HR	S	P	ERA	WHIP

BOTTOM

Montreal Expos @ Cincinnati Reds

Riverfront Stadium, Cincinnati, OH

Wed Apr 26 1989, 7:05 PM EDT

Att. 19,336 - Unknown - 75 F

livebaseballscorecards.com

AB	34
R	6
H	12
RBI	6
BB	1
SO	6
LOB	13

Batter	1	2	3	4	5	6	7	8	9	AB	R	H	RBI	BB	SO	LOB
Ron Gant, R (1, 5) OBP: 0.275, SLG: 0.371	K		FC5-4 1B 1-2f		S 1B		F8		P5	5	0	1	0	0	1	3
Lonnie Smith, R (1, 7) OBP: 0.437, SLG: 0.494	5-3 1B		1-3 1B		F8		6-3		4-3 1-2 3-H	5	0	3	1	0	0	1
Gerald Perry, L (1, 3) OBP: 0.459, SLG: 0.506	5-3 1-2		5-3		FC6-4 BB 1-2			1B	4-3 1-2 2-3	4	0	1	0	1	0	5
Dale Murphy, R (1, 8) OBP: 0.253, SLG: 0.360	K			1B 2B	F8			F8	5-3	5	1	1	0	0	1	6
Andres Thomas, R (1, 6) OBP: 0.318, SLG: 0.381		G5-4-3 BB		2H 2B 1B	FC6-4 1-2f			P2		3	1	1	1	1	0	3
Dion James, L (1, 9) OBP: 0.359, SLG: 0.343		G5-4-3 1-2f		4-3 1-H 2B		G3		F8		4	0	1	1	0	0	2
Jody Davis, R (1, 2) OBP: 0.208, SLG: 0.169		K	K			4-3			1B 1B	4	1	1	0	0	2	1
Jeff Treadway, L (1, 4) OBP: 0.222, SLG: 0.302			4-3	4-3 2-3		F7			1B 1B 1-3	3	0	0	0	0	0	1
José Álvarez, R (6, 1)										0	0	0	0	0	0	0
Joe Boever, R (7, 1)										0	0	0	0	0	0	0
Darrell Evans, L (9, PH) OBP: 0.269, SLG: 0.304										1	1	1	0	0	0	0
29 John Smoltz, R (1, 1) OBP: 0.364, SLG: 0.375			FC5-4 BB	6-3			F8		4-3 1B 1-3 3-H	1	0	0	0	1	0	1
Jeff Blauser, R (6, 4) OBP: 0.254, SLG: 0.308										2	0	1	1	0	0	0

Inning Stats	1	2	3	4	5	6	7	8	9	1B	SF	WP	PA
R	0	0	0	2	0	0	0	0	2	9	0	0	40
E	0	0	0	0	0	0	0	0	0	2B	2	0	
K	2	1	0	1	0	0	0	0	0	SAC	0	PB	0
S	10	7	8	14	8	4	9	6	11	3B	0	SB	1
H	1	0	1	3	1	0	0	1	4	DP	1	CS	0
LOB	1	0	2	1	2	0	0	1	2	HR	0	HBP	0
BB	0	1	1	0	1	0	0	0	0				
P	13	14	16	24	15	9	15	11	16				

PITCHER		IP	WLS	BF	H	R	ER	SO	BB	IBB	HBP	BLK	WP	HR	S	P	ERA	WHIP
Kevin Gross, R ERA: 4.06	(1, 1)	8.0	W	33	7	2	2	4	3	0	0	0	0	0	66	117	2.25	1.250
Tim Burke, R ERA: 4.66	(9, 1)	1.0		7	4	2	2	0	0	0	0	0	0	0	11	16	18.00	4.000

PITCHER	IP	WLS	BF	H	R	ER	SO	BB	IBB	HBP	BLK	WP	HR	S	P	ERA	WHIP

Atlanta Braves @ Montreal Expos

Olympic Stadium, Montreal, QB

Fri Apr 28 1989, 7:05 PM EDT

Att. 14,591 - Unknown

TOP

livebaseballscorecards.com

AB	37
R	4
H	11
RBI	4
BB	3
SO	4
LOB	23

Atlanta Braves @ Montreal Expos

Olympic Stadium, Montreal, QB

Fri Apr 28 1989, 7:05 PM EDT

Att. 14,591 - Unknown

BOTTOM

Batter	1	2	3	4	5	6	7	8	9	AB	R	H	RBI	BB	SO	LOB
Tim Raines, S (1, 7) OBP: 0.406, SLG: 0.421	5-3		1-3		3B		HR BB	WP 1B BB		3	2	1	3	2	0	0
Tom Foley, L (1, 4) OBP: 0.286, SLG: 0.371	BB		F9		K		F7	K		4	0	0	0	1	2	4
Andres Galarraga, R (1, 3) OBP: 0.318, SLG: 0.392	K			CS BB	F9		1-H HR	2-H 3-H 1B		4	1	2	4	1	1	2
Hubie Brooks, R (1, 9) OBP: 0.294, SLG: 0.372	F9			K	5-3	6-3	K			5	0	0	0	0	2	3
Tim Wallach, R (1, 5) OBP: 0.364, SLG: 0.457		SH1-3 SF7 2B		K 1-2	BB 1B BB	1B 2B		4-3		4	3	2	0	1	1	2
Dave Martinez, L (1, 8) OBP: 0.250, SLG: 0.244		SH1-3 2-3	F7		1B 1-2 BB	1B 2-H 1B				2	0	1	1	1	0	0
Nelson Santovenia, R (1, 2) OBP: 0.364, SLG: 0.418		SF7 3-H	E 3B 2B		F7	1-2 1B				3	1	2	1	0	0	2
Spike Owen, S (1, 6) OBP: 0.344, SLG: 0.352		K		E 3B BB	FC6-4 1-3 2-H 1B	P5				3	1	1	1	1	1	2
Kevin Gross, R (1, 1) OBP: 0.222, SLG: 0.125			K	E1 1-2 2-3 3B	FC6-4 1-2f			WP BB 1B BB		3	1	0	0	0	1	4
Wallace Johnson, S (8, PH) OBP: 0.400, SLG: 0.500										0	1	0	0	1	0	0
Tim Burke, R (9, 1)										0	0	0	0	0	0	0
Inning Stats	R: 0 E: 0 K: 1 S: 9 H: 0 LOB: 1 BB: 1 P: 18	R: 1 E: 0 K: 1 S: 8 H: 1 LOB: 0 BB: 0 P: 12	R: 0 E: 0 K: 1 S: 8 H: 0 LOB: 0 BB: 0 P: 12	R: 0 E: 0 K: 2 S: 13 H: 0 LOB: 0 BB: 1 P: 18	R: 3 E: 1 K: 1 S: 18 H: 2 LOB: 1 BB: 1 P: 33	R: 1 E: 0 K: 0 S: 10 H: 1 LOB: 2 BB: 2 P: 25	R: 3 E: 0 K: 0 S: 18 H: 4 LOB: 2 BB: 1 P: 32	R: 2 E: 0 K: 2 S: 20 H: 1 LOB: 1 BB: 2 P: 30								

livebaseballscorecards.com

AB	31
R	10
H	9
RBI	10
BB	8
SO	8
LOB	19

1B: 4 SF: 1
2B: 3 SAC: 1
3B: 1 DP: 0
HR: 1 HBP: 0

WP: 1 PA: 41
PB: 0
SB: 0
CS: 1

PITCHER		IP	WLS	BF	H	R	ER	SO	BB	IBB	HBP	BLK	WP	HR	S	P	ERA	WHIP
29 John Smoltz, R ERA: 3.06	(1, 1)	5.1	L	24	3	5	4	6	5	0	0	0	0	0	59	104	6.75	1.500
José Álvarez, R ERA: 2.12	(6, 1)	1.1		10	5	3	3	0	1	0	0	0	0	1	24	45	20.25	4.500
Joe Boever, R ERA: 3.86	(7, 1)	1.1		7	1	2	2	2	2	0	0	0	1	0	21	31	13.50	2.250

PITCHER	IP	WLS	BF	H	R	ER	SO	BB	IBB	HBP	BLK	WP	HR	S	P	ERA	WHIP

Atlanta Braves @ Montreal Expos

Olympic Stadium, Montreal, QB

Sat Apr 29 1989, 3:33 AM EDT

Att. 14,261 - Unknown

TOP

livebaseballscorecards.com

Batter	1	2	3	4	5	6	7	8	9	AB	R	H	RBI	BB	SO	LOB
Lonnie Smith, R (1, 7) OBP: 0.444, SLG: 0.483	4-2 4-3 S E BB	2-2 F9 ③			0-0 FC6-4 2B 1-2f ①		4-1 1B S 2B BB	4-2 BB		2	2	0	0	3	0	1
Dion James, L (1, 9) OBP: 0.357, SLG: 0.368	0-0 4-3 1-3 ①		3-2 F8 ①		0-0 1-3 2B		0-3 K ①	1-3 K ②		3	0	1	0	0	0	1
John Russell, R (7, PH) OBP: 0.174, SLG: 0.174 (7, 9)										2	0	0	0	0	2	2
Gerald Perry, L (1, 3) OBP: 0.447, SLG: 0.488	0-0 E6 1B 3-H		0-0 G4-3 ②		0-0 G3 ②		2-1 1-3 2B 1B	2-2 G4-3 ③		5	1	1	0	0	0	3
Dale Murphy, R (1, 8) OBP: 0.260, SLG: 0.372	0-0 1-2 1B		2-3 K ③		0-3 K ③		1-0 1-H 3-H 1B 2B		1-3 K ①	5	1	2	2	0	3	2
Andres Thomas, R (1, 6) OBP: 0.296, SLG: 0.353	1-3 K ②			1-3 K ①		0-1 F8 ①	0-0 G5-3 ②		0-0 F8 ②	5	0	0	0	0	2	3
Darrell Evans, L (1, 5) OBP: 0.355, SLG: 0.577	2-2 F8 ③			0-0 HR		4-0 1B BB	4-1 1B BB		2-2 HR	3	2	2	2	2	0	2
Jody Davis, R (1, 2) OBP: 0.220, SLG: 0.224		1-0 HR		0-0 F7 ②		0-1 P3 ②	0-1 1-3 2-H 1B		3-3 K ③	5	1	2	2	0	1	1
Jeff Treadway, L (1, 4) OBP: 0.224, SLG: 0.298		1-2 4-3 ①		0-1 G4-3 ③		0-1 FC4-6 1-2 1B	1-2 G1-4-3 ③			4	0	1	0	0	0	2
Tom Glavine, L (1, 1) OBP: 0.188, SLG: 0.133		0-0 6-3 ②		4-0 FC6-4 BB		0-0 FC4-6 1-2f ③		0-0 G6-3 ①		1	0	0	0	1	0	0
Terry Blocker, L (6, PH)										1	0	0	0	0	0	2
Charlie Puleo, R (6, 1)										0	0	0	0	0	0	0
Jim Acker, R (7, 1)										0	0	0	0	0	0	0
Jeff Blauser, R (7, 4)										1	0	0	0	0	0	0
Paul Assenmacher, L (7, 1) OBP: 0.250, SLG: 0.303										0	0	0	0	0	0	0

	AB	37
	R	7
	H	9
	RBI	6
	BB	6
	SO	8
	LOB	19

Inning Stats																		
	R: 1	H: 1	R: 1	H: 1	R: 0	H: 0	R: 1	H: 1	R: 0	H: 1	R: 0	H: 1	R: 3	H: 3	R: 0	H: 0	R: 1	H: 1
	E: 1	LOB: 2	E: 0	LOB: 0	E: 0	LOB: 0	E: 0	LOB: 0	E: 0	LOB: 2	E: 0	LOB: 2	E: 0	LOB: 2	E: 0	LOB: 1	E: 0	LOB: 0
	K: 1	BB: 1	K: 0	BB: 0	K: 1	BB: 0	K: 1	BB: 0	K: 1	BB: 1	K: 0	BB: 1	K: 1	BB: 2	K: 1	BB: 1	K: 2	BB: 0
	S: 12	P: 19	S: 9	P: 13	S: 10	P: 15	S: 7	P: 8	S: 6	P: 10	S: 7	P: 11	S: 14	P: 26	S: 9	P: 16	S: 11	P: 17

	1B: 4	SF: 0	WP: 0	PA: 43
	2B: 2	SAC: 0	PB: 0	
	3B: 0	DP: 0	SB: 2	
	HR: 3	HBP: 0	CS: 0	

PITCHER		IP	WLS	BF	H	R	ER	SO	BB	IBB	HBP	BLK	WP	HR	S	P	ERA	WHIP
Bryn Smith, R ERA: 2.55	(1, 1)	5.2		26	5	3	3	4	3	0	0	0	0	2	50	75	4.76	1.412
Andy McGaffigan, R ERA: 4.15	(6, 1)	0.1		2	0	1	1	0	1	0	0	0	0	0	2	6	27.00	3.000
Joe Hesketh, L ERA: 5.06	(7, 1)	1.0	W	7	3	2	2	1	1	0	0	0	0	0	13	21	18.00	4.000
Tim Burke, R ERA: 4.63	(8, 1)	2.0	S	8	1	1	1	3	1	0	0	0	0	1	20	33	4.50	1.000

PITCHER		IP	WLS	BF	H	R	ER	SO	BB	IBB	HBP	BLK	WP	HR	S	P	ERA	WHIP

Batter	1	2	3	4	5	6	7	8	9	AB	R	H	RBI	BB	SO	LOB
Tim Raines, S (1, 7) OBP: 0.406, SLG: 0.430	X 0-0 SH1-3 S SF9 1B		B B X 2-0 ② G6-3	B C F X 1-2 2-H 3-H 1B		X 0-0 ② SF9 3-H	C X 0-1 ① SF8 2-3 3-H			3	1	2	4	0	0	0
Otis Nixon, S (1, 8) OBP: 0.286, SLG: 0.256	B X 1-0 ① SH1-3 1-3		F X 0-1 E1 1B	X 0-0 ③ 6-3		S B X 1-1 1B	B C X 1-1 ② FC5-2-5 FC6-4 1-2 3-H			4	0	2	0	0	0	3
Andres Galarraga, R (1, 3) OBP: 0.312, SLG: 0.378	C B B X 2-1 ② SF9 3-H		F B C B F B B 4-2 FC6-4 BB		C B X 1-1 ① F9	B S B B F X 3-2 ③ G6-3	X 0-0 ③ FC6-4 1-2f			3	0	0	1	1	0	3
Hubie Brooks, R (1, 9) OBP: 0.311, SLG: 0.390	X 0-0 1B		B S X 1-1 ③ FC6-4 1-2f		S B C X 1-2 2B		B B F B B 4-1 1B 1B BB	C S B S 1-3 ① K		4	1	2	0	1	1	2
Tim Wallach, R (1, 5) OBP: 0.378, SLG: 0.500	B F B B B F X 3-2 ③ 4-3			X 0-0 HR	B S B F B B 4-2 BB		C B X 1-1 1B 1-3 1B 1B	B X 1-0 ② F4		4	2	2	1	1	0	1
Damaso Garcia, R (1, 4) OBP: 0.327, SLG: 0.354		X 0-0 CS 1B	B B X 2-0 ① G4-3	B X 1-0 ② F9		X 0-0 1B 1-3 3-H 1B	B B B F B 4-1 BB			4	1	2	1	1	0	2
Mike Fitzgerald, R (1, 2) OBP: 0.303, SLG: 0.370 Andy McGaffigan, R (6, 1) Joe Hesketh, R (7, 1) OBP: 1.000, SLG: 1.000 Wallace Johnson, S (7, PH) OBP: 0.438, SLG: 0.538 Tim Burke, R (8, 1)		C B B X 2-1 ① F9		B F B B B 4-1 SH1-4 1B 1B BB	F S B S 1-3 ③ K	B X 1-0 1B BB 1-3 3-H SF8 1B	F B S B C 2-3 ③ K			2 0 0 1 1	1 0 0 1 0	0 0 0 1 0	0 0 0 1 0	1 0 0 0 0	1 0 0 0 1	3 0 0 0 1
Spike Owen, S (1, 6) OBP: 0.368, SLG: 0.386		C B 1 SAFE X 1-1 ② ③ F9 1-2		B B F X 2-1 SH1-4 1-2 1B		B B C F B X 3-2 G6-3 SF9 2B	B B S B F B 4-2 SF8 1B 1-2 FC5-2-5 BB			3	2	2	0	1	0	1
Bryn Smith, R (1, 1) Nelson Santovenia, R (6, 2) OBP: 0.368, SLG: 0.421			S B C F B B X 3-2 ① F8	S L B X 1-2 ② SH1-4 1-2 2-3		S X 0-1 ① G6-3 2-3	B F S B F X 2-2 FC5-2-5 1-2 2-3 3-H 1B			1 2	0 0	0 1	0 1	0 0	0 0	0 1
Inning Stats	R: 1 E: 0 K: 0 S: 8 H: 2 LOB: 1 BB: 0 P: 14	R: 0 E: 0 K: 0 S: 6 H: 1 LOB: 0 BB: 0 P: 8	R: 0 E: 1 K: 0 S: 12 H: 1 LOB: 2 BB: 1 P: 22	R: 3 E: 0 K: 0 S: 12 H: 3 LOB: 1 BB: 1 P: 22	R: 0 E: 0 K: 1 S: 11 H: 1 LOB: 2 BB: 1 P: 19	R: 1 E: 0 K: 0 S: 11 H: 2 LOB: 1 BB: 0 P: 18	R: 4 E: 0 K: 0 S: 16 H: 4 LOB: 2 BB: 2 P: 29	R: 0 E: 0 K: 2 S: 8 H: 0 LOB: 1 BB: 1 P: 16		1B: 11 2B: 2 3B: 0 HR: 1	SF: 3 SAC: 2 DP: 0 HBP: 0					

Atlanta Braves @ Montreal Expos

Olympic Stadium, Montreal, QB

Sat Apr 29 1989, 3:33 AM EDT

Att. 14,261 - Unknown

BOTTOM

livebaseballscorecards.com

AB	32
R	9
H	14
RBI	9
BB	6
SO	3
LOB	17

PITCHER		IP	WLS	BF	H	R	ER	SO	BB	IBB	HBP	BLK	WP	HR	S	P	ERA	WHIP
Tom Glavine, L ERA: 2.37	(1, 1)	5.0		25	8	4	4	1	3	0	0	0	0	1	49	85	7.20	2.200
Charlie Puleo, R ERA: 10.13	(6, 1)	1.0		6	2	2	2	0	1	0	0	0	0	0	12	23	18.00	3.000
Jim Acker, R ERA: 4.6	(7, 1)	0.0	L	3	3	1	1	0	0	0	0	0	0	0	4	6	∞	∞
Paul Assenmacher, L ERA: 0.93	(7, 1)	2.0		9	1	2	2	2	2	0	0	0	0	0	19	34	9.00	1.500

PITCHER	IP	WLS	BF	H	R	ER	SO	BB	IBB	HBP	BLK	WP	HR	S	P	ERA	WHIP

Atlanta Braves @ Montreal Expos

Olympic Stadium, Montreal, QB

Sun Apr 30 1989, 3:33 AM EDT

Att. 25,221 - Unknown

TOP

livebaseballscorecards.com

Batter	1	2	3	4	5	6	7	8	9	AB	R	H	RBI	BB	SO	LOB
Ron Gant, R (1, 5) OBP: 0.271, SLG: 0.360	3-2 BLK S 1B	2-2 FC5-4 1-2f		0-2 G5-3		0-0 F8		3-3 K 3-H		5	0	1	0	0	1	3
Lonnie Smith, R (1, 7) OBP: 0.451, SLG: 0.500	SC 1 SAFE	1-3 K 1-2	1-3 K	3-2 E 2B		2-1 1-2 1B			1-1 BB 1B G6-4-3 1B	5	2	3	0	0	2	1
Gerald Perry, L (1, 3) OBP: 0.444, SLG: 0.477	3-3 S K 2-3		4-0 BB 1B 1B BB	1-2 E4 2-H		3-1 G4-3			0-0 G6-4-3 BB 1-2 1B	4	1	1	0	1	1	3
Dale Murphy, R (1, 8) OBP: 0.257, SLG: 0.357	1-2 F8		2-0 L8	1-1 F8			1-3 K		4-1 G6-4-3 BB 1-2 2-3	4	0	0	0	1	1	3
Andres Thomas, R (1, 6) OBP: 0.289, SLG: 0.342		0-3 K	1-0 BB 1B 1-2 1B		2-1 L6		0-2 F8		0-2 G6-4-3 1-2f 2-3 3-H	5	1	1	0	0	1	2
Dion James, L (1, 9) OBP: 0.362, SLG: 0.357		0-0 1B 1B	4-2 1B 1-2 2-3 BB		1-2 F7		2-1 F7		2-3 K	4	1	1	0	1	1	1
Jeff Treadway, L (1, 4) OBP: 0.242, SLG: 0.328		1-1 P4	1-2 1-2 2-H 3-H 1B		0-0 F9			0-0 F8 WP 2B		4	1	2	2	0	0	1
Bruce Benedict, R (1, 2) OBP: 0.176, SLG: 0.176		0-0 1B 1-2 1B	1-0 F9			2-1 L9		1-1 F8 2-3		4	0	1	0	0	0	3
Derek Lilliquist, L (1, 1) OBP: 0.125, SLG: 0.125 Charlie Puleo, R (4, 1) Terry Blocker, L (6, PH) OBP: 0.333, SLG: 0.200 Jim Acker, R (6, 1) Darrell Evans, L (8, PH) OBP: 0.344, SLG: 0.556 José Alvarez, R (8, 1)		0-0 FC5-4 1-2 2-H 1B		0-2 G4-3		1-0 1B 1B		0-0 P5		2 0 1 0 1 0	0 0 0 0 0 0	1 0 1 0 0 0	1 0 0 0 0 0	0 0 0 0 0 0	0 0 0 0 1 0	0 0 0 0 1 0

Inning Stats																								
	R: 0	E: 0	K: 2	S: 17	H: 1	LOB: 1	BB: 0	P: 25	R: 1	E: 0	K: 1	S: 11	H: 3	LOB: 2	BB: 0	P: 14	R: 2	E: 0	K: 1	S: 13	H: 2	LOB: 2	BB: 2	P: 27
	R: 1	E: 1	K: 0	S: 17	H: 1	LOB: 1	BB: 0	P: 22	R: 0	E: 0	K: 0	S: 6	H: 0	LOB: 0	BB: 0	P: 9	R: 0	E: 0	K: 0	S: 8	H: 2	LOB: 2	BB: 0	P: 16
	R: 0	E: 0	K: 1	S: 10	H: 0	LOB: 0	BB: 0	P: 13	R: 1	E: 0	K: 1	S: 8	H: 1	LOB: 0	BB: 0	P: 12	R: 1	E: 0	K: 1	S: 11	H: 2	LOB: 1	BB: 1	P: 18

1B: 10	2B: 2	3B: 0	HR: 0	SF: 0	SAC: 0	DP: 1	HBP: 0	WP: 1	PB: 0	SB: 1	CS: 0	PA: 42												

PITCHER		IP	WLS	BF	H	R	ER	SO	BB	IBB	HBP	BLK	WP	HR	S	P	ERA	WHIP
Brian Holman, R ERA: 2.45	(1, 1)	5.2	W	29	9	4	3	4	2	0	0	1	0	0	70	108	4.76	1.941
Gene Harris, R ERA: 3.78	(6, 1)	2.1		11	3	2	2	2	1	0	0	0	1	0	24	39	7.71	1.714
Tim Burke, R ERA: 4.26	(9, 1)	1.0	S	2	0	0	0	1	0	0	0	0	0	0	7	9	0.00	0.000

PITCHER		IP	WLS	BF	H	R	ER	SO	BB	IBB	HBP	BLK	WP	HR	S	P	ERA	WHIP

AB	39
R	6
H	12
RBI	3
BB	3
SO	7
LOB	18

Atlanta Braves @ Montreal Expos

Olympic Stadium, Montreal, QB

Sun Apr 30 1989, 3:33 AM EDT

Att. 25,221 - Unknown

BOTTOM

livebaseballscorecards.com

Batter	1	2	3	4	5	6	7	8	9	AB	R	H	RBI	BB	SO	LOB
Tim Raines, S (1, 7) OBP: 0.415, SLG: 0.451	P3	2B IBB		G3		G6-3 3B		S BB		3	2	1	0	2	0	0
Otis Nixon, S (1, 8) OBP: 0.315, SLG: 0.313	BLK 1B	S 2B 1-H 2-H 3-H		1B S SF9 1B		G1-3		F9 2-3		5	1	3	3	0	0	3
Andres Galarraga, R (1, 3) OBP: 0.306, SLG: 0.368	SAFE K 1-2	K 2-3		SAFE 1B 1-3		G6-3 3-H		K 1-2		5	0	1	1	0	3	4
Hubie Brooks, R (1, 9) OBP: 0.309, SLG: 0.424	G5-3		HR	SF9 3-H		K				3	1	1	2	0	1	1
Tim Wallach, R (1, 5) OBP: 0.372, SLG: 0.487		1B E 1B	P3	G5-3			K			4	1	1	0	0	1	1
Damaso Garcia, R (1, 4) OBP: 0.321, SLG: 0.333		P6	G5-3		F8 S BB		G6-3			3	0	0	0	1	0	1
Nelson Santovenia, R (1, 2) OBP: 0.361, SLG: 0.410		E 2B 1B 1-2	E5 HR		K 1-2		G6-3			4	2	1	0	0	1	1
Spike Owen, S (1, 6) OBP: 0.375, SLG: 0.443		K	HR 1-H	F8 2-3				F9 SH3-4 1B		4	1	2	2	0	1	3
Brian Holman, R (1, 1) OBP: 0.200, SLG: 0.200		E5 2B 1B 1-3 2-H	K	G6-3				SH3-4 1-2		3	1	1	0	0	1	1
Gene Harris, R (6, 1)										0	0	0	0	0	0	0
Tim Burke, R (9, 1)										0	0	0	0	0	0	0
Inning Stats	R: 0 E: 0 K: 1 S: 10 H: 1 LOB: 1 BB: 0 P: 15	R: 4 E: 1 K: 2 S: 16 H: 4 LOB: 1 BB: 1 P: 29	R: 3 E: 1 K: 1 S: 15 H: 2 LOB: 0 BB: 0 P: 21	R: 1 E: 0 K: 0 S: 10 H: 2 LOB: 1 BB: 0 P: 16	R: 0 E: 0 K: 1 S: 10 H: 0 LOB: 1 BB: 1 P: 19	R: 1 E: 0 K: 1 S: 10 H: 1 LOB: 0 BB: 0 P: 15	R: 0 E: 0 K: 1 S: 7 H: 0 LOB: 0 BB: 0 P: 13	R: 0 E: 0 K: 1 S: 9 H: 1 LOB: 2 BB: 1 P: 16		1B: 7 2B: 1 3B: 1 HR: 2 SF: 1 SAC: 1 DP: 0 HBP: 0						

AB	34
R	9
H	11
RBI	8
BB	3
SO	8
LOB	15

WP: 0 PB: 0 SB: 4 CS: 0 PA: 39

PITCHER		IP	WLS	BF	H	R	ER	SO	BB	IBB	HBP	BLK	WP	HR	S	P	ERA	WHIP
Derek Lilliquist, L ERA: 4.09	(1, 1)	3.0	L	18	7	7	5	4	0	1	0	1	0	2	41	65	15.00	2.333
Charlie Puleo, R ERA: 8.59	(4, 1)	2.0		9	2	1	1	1	1	0	0	0	0	0	20	35	4.50	1.500
Jim Acker, R ERA: 4.58	(6, 1)	2.0		7	1	1	1	2	0	0	0	0	0	0	17	28	4.50	0.500
José Álvarez, R ERA: 2.0	(8, 1)	1.0		5	1	0	0	1	1	0	0	0	0	0	9	16	0.00	2.000

PITCHER	IP	WLS	BF	H	R	ER	SO	BB	IBB	HBP	BLK	WP	HR	S	P	ERA	WHIP

Batter	1	2	3	4	5	6	7	8	9	AB	R	H	RBI	BB	SO	LOB
Kal Daniels, L (1, 7) OBP: 0.408, SLG: 0.351 Dave Collins, S (9, 7)	C C B B B X 3-2 G3		B F B X 2-1 G3-1		B B B F X 3-1 L4-3 1-2		B B B B 4-0 1B 1B SF8 BB	B C S B B B 4-2 2B 1-2 2-3 1B BB	B C B B F B 4-2 BB 1B 1-2 2B BB	3 0	3 0	0 0	0 0	3 0	0 0	1 0
Chris Sabo, R (1, 5) OBP: 0.301, SLG: 0.351	B F C B S 2-3 K			B B X 2-0 G4-3 S WP 1B	B C F F F B F B C 3-3 K		C C B F B X 2-2 SF8 1B 1-2 2-H 1B	S T X 0-2 1B 1-3 2-H 3-H SF8 2B	B B F F B X 3-2 BB 1-2 2-H 2B 1B	6 4	4 4	4 4	4 4	0 0	2 2	0 0
Barry Larkin, R (1, 6) OBP: 0.337, SLG: 0.439 Lenny Harris, L (9, 6) OBP: 0.250, SLG: 0.250	S T S 0-3 K			B X 1-0 G1-3 1-2		C X 0-1 FC3-6 1B CS 1B	C B B F X 2-2 1B 1-2 2-3 1B	C X 0-1 WP SF8 BLK 2-3 3-H 1B	C F X 0-2 P3 1B	6 0	1 0	3 0	1 0	0 0	1 0	3 0
Eric Davis, R (1, 8) OBP: 0.323, SLG: 0.488 Herm Winningham, L (9, PR) OBP: 0.250, SLG: 0.625 (9, 8)	S B X 1-1 G6-3			F F B B X 2-2 G4-3 2-3		B F C X 1-2 FC3-6 1B	X 0-0 SF8 2-3 3-H	1 SAFE F F 1 SAFE X 0-1 SF8 1-2 3-H	B B B B 4-0 2B 1-2 2-3 BB	3 0	0 1	1 0	2 0	1 0	0 0	1 0
Todd Benzinger, S (1, 3) OBP: 0.270, SLG: 0.277 Rob Dibble, L (7, 1) Joel Youngblood, R (8, PH) OBP: 0.294, SLG: 0.200 Norm Charlton, S (8, 1)	B B B C X 3-1 F8			B B B B 4-0 WP HR BB	X 0-0 FC3-6 G2-3 1-2f 2-3	X 0-0 1-3 3-H 1B	S S S 4-0 BLK WP 1B IBB	0-3 K	3 0 0 1	1 0 1 0	1 0 0 0	1 0 0 0	1 0 1 0	0 0 0 1	2 0 0 3
Paul O'Neill, L (1, 9) OBP: 0.356, SLG: 0.550	B B F X 2-1 E9 1B			B B S C B F X 3-2 1-H 3-H HR	B F X 1-1 G2-3 1-2	C B B S F X 2-2 G5-3	B B S B F B 4-2 1B 1-3 2-H BB	C S X 0-2 1-H 2-H 3-H HR 2B	5	2	3	5	1	0	4
Jeff Reed, L (1, 2) OBP: 0.362, SLG: 0.515	C B S S 1-3 K	C B B F X 2-2 2B			0-0 CS 3-H	B B X 2-0 2B G6-3 1B	BB 1B 2B 1B 0-0 1-2 3-H 1B	B C B B F X 3-2 2-H HR	6	3	5	3	0	1	1
Ron Oester, S (1, 4) OBP: 0.277, SLG: 0.219	X 0-0 F9	X 0-0 F9				X 0-0 1-3 1B 2B	C SAFE X 0-1 F7 B B B B X 2-3 K	C C F F B F B X 2-2 G3	6	1	1	0	0	1	5
Rick Mahler, R (1, 1) OBP: 0.214, SLG: 0.214 Ken Griffey, L (7, PH) OBP: 0.182, SLG: 0.400 Manny Trillo, R (7, 3) OBP: 0.364, SLG: 0.300	X 0-0 P6		X 0-0 L4-3 1B		B X 1-0 G6-3 3-H	1 SAFE F P P X 2-1 BB 1-2 2B 1B	C X 0-1 BB 1B	2 1 2	0 0 2	1 0 2	0 0 0	0 1 0	0 1 0	0 1 0
Inning Stats	R: 0 H: 0 E: 0 LOB: 0 K: 2 BB: 0 S: 9 P: 14	R: 0 H: 1 E: 1 LOB: 1 K: 1 BB: 0 S: 9 P: 16	R: 0 H: 0 E: 0 LOB: 0 K: 0 BB: 0 S: 4 P: 6	R: 3 H: 3 E: 0 LOB: 1 K: 0 BB: 1 S: 13 P: 27	R: 0 H: 1 E: 0 LOB: 0 K: 1 BB: 0 S: 9 P: 15	R: 0 H: 2 E: 0 LOB: 1 K: 0 BB: 0 S: 8 P: 10	R: 4 H: 5 E: 0 LOB: 2 K: 0 BB: 1 S: 16 P: 29	R: 6 H: 5 E: 0 LOB: 2 K: 1 BB: 3 S: 26 P: 42	R: 6 H: 4 E: 0 LOB: 1 K: 1 BB: 2 S: 26 P: 42	1B: 15 2B: 5 3B: 0 HR: 2	SF: 2 SAC: 0 DP: 1 HBP: 0	WP: 2 PB: 0 SB: 1 CS: 1	PA: 54				

PITCHER		IP	WLS	BF	H	R	ER	SO	BB	IBB	HBP	BLK	WP	HR	S	P	ERA	WHIP
Pascual Perez, R ERA: 4.58	(1, 1)	6.1	L	29	10	7	7	4	2	0	0	0	1	1	59	104	9.95	1.895
Andy McGaffigan, R ERA: 5.14	(7, 1)	1.0		7	4	2	2	0	0	0	0	0	0	0	19	25	18.00	4.000
Joe Hesketh, L ERA: 11.25	(8, 1)	1.1		15	6	10	10	2	4	1	0	1	1	0	33	58	67.50	7.500
Tom Foley, R ERA: 27.0	(9, 1)	0.1		2	1	0	0	0	0	0	0	0	0	1	9	14	0.00	3.000

PITCHER	IP	WLS	BF	H	R	ER	SO	BB	IBB	HBP	BLK	WP	HR	S	P	ERA	WHIP

TOP

Cincinnati Reds @ Montreal Expos

Olympic Stadium, Montreal, QB

Mon May 01 1989, 7:05 PM EDT

Att. 8,602 - Unknown

livebaseballscorecards.com

AB	44
R	19
H	21
RBI	17
BB	7
SO	6
LOB	21

Cincinnati Reds @ Montreal Expos

Olympic Stadium, Montreal, QB

Mon May 01 1989, 7:05 PM EDT

Att. 8,602 - Unknown

livebaseballscorecards.com

BOTTOM

Batter	1	2	3	4	5	6	7	8	9	AB	R	H	RBI	BB	SO	LOB
Tim Raines, S (1, 7) OBP: 0.405, SLG: 0.448	X 0-0 HR 2B	C F B B C 2-3 ③ K		B X 1-0 F8 ③		C F B B B X 3-2 ① FC6-4 FC6-4 1-2f			B B X 2-0 ① P7	5	1	1	0	0	1	3
Tom Foley, L (1, 4) OBP: 0.311, SLG: 0.385 (9, 1) Damaso Garcia, R (9, PH) OBP: 0.316, SLG: 0.327	B F H 2-1 HR HBP		X 0-0 1B		B F C B X 2-2 ① 1B	C X 0-1 ② F7			C F S 0-3 ② K2-3	3 1	1 0	2 0	0 0	0 0	0 1	1 0
Andres Galarraga, R (1, 3) OBP: 0.311, SLG: 0.402	B F B B X 3-1 1-H 2-H HR		F C C 0-3 ① K		B F B X 2-1 S 1B 1B	C B B X 2-1 ③ FC6-4 1-2f			X 0-0 ③ G3	5	2	2	3	0	1	2
Hubie Brooks, R (1, 9) OBP: 0.306, SLG: 0.416	C S B X 1-2 S 1B		C S C 0-3 ② K		C B 1 SAFE F B S 2-3 ② K 1-2		S S B S 1-3 ① K			4	0	1	0	0	3	2
Tim Wallach, R (1, 5) OBP: 0.367, SLG: 0.476	B X 1-0 ① L6		B B X 2-0 ③ G3		B X 1-0 S 1B 2-H 1B		C B S S 1-3 ② K			4	1	1	1	0	1	2
Dave Martinez, L (1, 8) OBP: 0.269, SLG: 0.286 Joe Hesketh, R (8, 1) OBP: 1.000, SLG: 1.000 Rex Hudler, R (9, 4) OBP: 0.375, SLG: 0.375	B 1 SAFE C F B S 2-3 ② K 1-2			X 0-0 SH1-4 2B	C C F B B X 2-2 S E 1B 1-H 1B		B B C S T B C 3-3 ③ K			4 0 0	1 0 0	2 0 0	1 0 0	0 0 0	2 0 0	1 0 0
Nelson Santovenia, R (1, 2) OBP: 0.368, SLG: 0.406	F B X 1-1 ③ G5-3			B C B C B B 4-2 SH1-4 BB	P 1 SAFE B C B F X 3-2 1-H 1B			C C C 0-3 ① K		3	0	1	1	1	1	1
Spike Owen, S (1, 6) OBP: 0.355, SLG: 0.415		B C B X 2-1 ① L9		B B C X 2-1 ① L4	B X 1-0 ③ G2-3			F B X 1-1 ② G5-3		4	0	0	0	0	0	3
Pascual Perez, R (1, 1) OBP: 0.200, SLG: 0.300 Andy McGaffigan, R (7, 1) Mike Aldrete, L (8, 8) OBP: 0.200, SLG: 0.095		X 0-0 G4-3		X 0-0 SH1-4 1-2 2-3		B C B C X 2-2 FC6-4 1B		F B B F S 2-3 ③ K		2 0 1	0 0 0	1 0 0	0 0 0	0 0 0	0 0 1	0 0 0
Inning Stats	R: 3 E: 0 K: 1 S: 13 H: 3 LOB: 1 BB: 0 P: 23	R: 0 E: 0 K: 1 S: 6 H: 0 LOB: 0 BB: 0 P: 10	R: 0 E: 0 K: 2 S: 8 H: 1 LOB: 1 BB: 0 P: 10	R: 0 E: 0 K: 0 S: 7 H: 1 LOB: 2 BB: 1 P: 14	R: 3 E: 1 K: 1 S: 18 H: 5 LOB: 1 BB: 0 P: 30	R: 0 E: 0 K: 0 S: 10 H: 1 LOB: 1 BB: 0 P: 17	R: 0 E: 0 K: 3 S: 10 H: 0 LOB: 0 BB: 0 P: 15	R: 0 E: 0 K: 2 S: 8 H: 0 LOB: 0 BB: 0 P: 11	R: 0 E: 0 K: 1 S: 5 H: 0 LOB: 0 BB: 0 P: 7	1B: 8 2B: 2 3B: 0 HR: 1		SF: 0 SAC: 1 DP: 0 HBP: 1		WP: 0 PB: 0 SB: 4 CS: 0	PA: 39	

	AB	36
	R	6
	H	11
	RBI	6
	BB	1
	SO	11
	LOB	15

PITCHER		IP	WLS	BF	H	R	ER	SO	BB	IBB	HBP	BLK	WP	HR	S	P	ERA	WHIP
Rick Mahler, R ERA: 2.68	(1, 1)	6.0	W	30	11	6	5	5	1	0	1	0	0	1	62	104	7.50	2.000
Rob Dibble, R ERA: 3.24	(7, 1)	1.0		3	0	0	0	3	0	0	0	0	0	0	10	15	0.00	0.000
Norm Charlton, L ERA: 1.54	(8, 1)	2.0		6	0	0	0	3	0	0	0	0	0	0	13	18	0.00	0.000

PITCHER	IP	WLS	BF	H	R	ER	SO	BB	IBB	HBP	BLK	WP	HR	S	P	ERA	WHIP

Batter	1	2	3	4	5	6	7	8	9	AB	R	H	RBI	BB	SO	LOB
Kal Daniels, L (1, 7) OBP: 0.398, SLG: 0.333	B C C X 1-2 ① G4-3	C B C B X 2-2 ③ F9			B B C C B B 4-2 1B S SF8 BB		B 1 SAFE S B C X 2-2 ③ G4-3		C B B F F S 2-3 ③ K	4	1	0	0	1	1	4
Chris Sabo, R (1, 5) OBP: 0.308, SLG: 0.350	C F C 0-3 ② K		B F B C B B 4-2 S S BB		1 SAFE S B 1 SAFE 1 SAFE C F X 1-2 CS SF8 1-3 1B			X 0-0 ① F9		3	0	1	0	1	1	0
Barry Larkin, R (1, 6) OBP: 0.323, SLG: 0.424	B X 1-0 ③ P3		C S B X 1-2 ① P4 1-2		X 0-0 ② SF8 1-2 3-H			C B X 1-1 ② L7		3	0	0	1	0	0	1
Eric Davis, R (1, 8) OBP: 0.317, SLG: 0.476 Herm Winningham, L (3, 8) OBP: 0.278, SLG: 0.667		B C B B S S 3-3 ① K	F 2 SAFE F B C 1-3 ② K 2-3		0-0 ③ CS 2-3	B X 1-0 ① F9		S B X 1-1 1B 2B		2	0	0	0	0	2	1
										2	1	1	0	0	0	0
Todd Benzinger, S (1, 3) OBP: 0.280, SLG: 0.287		B X 1-0 PB 1B 1B	C B B F X 2-2 ③ F9			B X 1-0 ② P5		C X 0-1 2-H 1B		4	1	2	1	0	0	1
Paul O'Neill, L (1, 9) OBP: 0.341, SLG: 0.524		B B C S C 2-3 ② K 1-2		F B B C X 2-2 ① G3		S C B B B F F S 3-3 ③ K		B B B X 3-0 ③ G4-1		4	0	0	0	0	2	2
Bo Diaz, R (1, 2) OBP: 0.222, SLG: 0.235 Jeff Reed, L (9, PH) OBP: 0.357, SLG: 0.507	F B S X 1-2 BB BB 2-H 1B			S F X 0-2 ② F9			X 0-0 ① G6-3		X 0-0 ① G6-3	3	0	1	1	0	0	0
										1	0	0	0	0	0	0
Manny Trillo, R (1, 4) OBP: 0.429, SLG: 0.333 Ron Oester, S (9, PH) OBP: 0.274, SLG: 0.216	B B C B B B 4-1 BB 1-2 BB			B B C F F X 2-2 ③ G6-3			B B C L X 2-2 1B		C S C 0-3 ② K	2	0	1	0	1	0	0
										1	0	0	0	0	1	0
Jack Armstrong, R (1, 1) Dave Collins, S (7, PH) Kent Tekulve, R (7, 1) Ken Griffey, L (9, PH) OBP: 0.250, SLG: 0.727		B B C B B B 4-1 1-2 2-3 BB			B C C S 1-3 ① K		F B F F C 1-3 ② K		B S X 1-1 HR	1	0	0	0	1	1	0
										1	0	0	0	0	1	1
										0	0	0	0	0	0	0
										1	1	1	1	0	0	0
Inning Stats	R: 0 E: 0 K: 1 S: 7 H: 0 LOB: 0 BB: 0 P: 9	R: 1 E: 0 K: 2 S: 15 H: 2 LOB: 3 BB: 2 P: 32	R: 0 E: 0 K: 1 S: 11 H: 0 LOB: 1 BB: 1 P: 19	R: 0 E: 0 K: 0 S: 10 H: 0 LOB: 0 BB: 0 P: 14	R: 1 E: 0 K: 1 S: 10 H: 1 LOB: 0 BB: 1 P: 16	R: 0 E: 0 K: 1 S: 7 H: 0 LOB: 0 BB: 0 P: 12	R: 0 E: 0 K: 1 S: 11 H: 1 LOB: 1 BB: 0 P: 16	R: 1 E: 0 K: 0 S: 8 H: 2 LOB: 1 BB: 0 P: 13	R: 1 E: 0 K: 2 S: 10 H: 1 LOB: 0 BB: 0 P: 13	1B: 5 2B: 1 3B: 0 HR: 1 SF: 1 SAC: 0 DP: 0 HBP: 0						

PITCHER		IP	WLS	BF	H	R	ER	SO	BB	IBB	HBP	BLK	WP	HR	S	P	ERA	WHIP
Randy Johnson, L ERA: 5.61	(1, 1)	7.0		28	4	2	2	7	4	0	0	0	0	0	71	118	2.57	1.143
Tim Burke, R ERA: 4.91	(8, 1)	2.0	W	9	3	2	2	2	0	0	0	0	0	1	18	26	9.00	1.500

PITCHER		IP	WLS	BF	H	R	ER	SO	BB	IBB	HBP	BLK	WP	HR	S	P	ERA	WHIP

TOP

Cincinnati Reds @ Montreal Expos

Olympic Stadium, Montreal, QB

Tue May 02 1989, 7:05 PM EDT

Att. 10,102 - Unknown

livebaseballscorecards.com

AB	32
R	4
H	7
RBI	4
BB	4
SO	9
LOB	10

WP: 0	PB: 1	SB: 3	CS: 1
PA: 38			

Cincinnati Reds @ Montreal Expos

Olympic Stadium, Montreal, QB

Tue May 02 1989, 7:05 PM EDT

Att. 10,102 - Unknown

livebaseballscorecards.com

BOTTOM

Batter	1	2	3	4	5	6	7	8	9	AB	R	H	RBI	BB	SO	LOB
Tim Raines, S (1, 7) OBP: 0.405, SLG: 0.440	P6	BB		G3		F7		1B		4	1	1	1	1	0	2
Tom Foley, L (1, 4) OBP: 0.329, SLG: 0.382	BB 1B	1 SAFE 1 SAFE BB 1 SAFE 1 SAFE 1-2 BB		G1-3		P6		2-H 1B		3	1	1	1	2	0	2
Andres Galarraga, R (1, 3) OBP: 0.306, SLG: 0.385	1B 1-2 1B BB	K		G1-3			F8	K		4	1	0	0	1	2	3
Hubie Brooks, R (1, 9) OBP: 0.314, SLG: 0.419	1B 1-2 2-H 1B		FC5-4 1B		G4-3		P4			4	0	2	1	0	0	0
Tim Burke, R (8, 1)										0	0	0	0	0	0	0
Tim Wallach, R (1, 5) OBP: 0.351, SLG: 0.453	F8		FC5-4 1-2f 2B		K		K			4	1	0	0	0	2	3
Dave Martinez, L (1, 8) OBP: 0.268, SLG: 0.283 (8, 9)	1-3 2-H 1B		F8		G6-3			L1-3		4	0	1	1	0	0	1
Mike Fitzgerald, R (1, 2) OBP: 0.297, SLG: 0.387	F7		1-H 2B			G1-3		G6-3		4	0	1	1	0	0	2
Spike Owen, S (1, 6) OBP: 0.375, SLG: 0.433		F9	FC6-4 IBB			1B BB		1B 2B		2	1	1	0	2	0	0
Randy Johnson, R (1, 1) OBP: 0.167, SLG: 0.167		F7	FC6-4 1-2f			1-2 1B		1B 2-H 1B		3	0	1	0	0	0	2
Otis Nixon, S (8, 8) OBP: 0.327, SLG: 0.327										1	1	1	1	0	0	0
Inning Stats	R: 2 E: 0 K: 0 S: 14 H: 2 LOB: 2 BB: 2 P: 28	R: 0 E: 0 K: 1 S: 9 H: 0 LOB: 2 BB: 2 P: 21	R: 1 E: 0 K: 0 S: 8 H: 2 LOB: 2 BB: 1 P: 17	R: 0 E: 0 K: 0 S: 3 H: 0 LOB: 0 BB: 0 P: 6	R: 0 E: 0 K: 1 S: 5 H: 0 LOB: 0 BB: 0 P: 8	R: 0 E: 0 K: 1 S: 16 H: 1 LOB: 2 BB: 1 P: 26	R: 0 E: 0 K: 1 S: 7 H: 0 LOB: 0 BB: 0 P: 10	R: 3 E: 0 K: 1 S: 19 H: 4 LOB: 1 BB: 0 P: 25		1B: 7 2B: 2 3B: 0 HR: 0 SF: 0 SAC: 0 DP: 0 HBP: 0						

	AB	33
	R	6
	H	9
	RBI	6
	BB	6
	SO	4
	LOB	15

WP: 0 PB: 0 SB: 0 CS: 0 PA: 39

PITCHER		IP	WLS	BF	H	R	ER	SO	BB	IBB	HBP	BLK	WP	HR	S	P	ERA	WHIP
Jack Armstrong, R ERA: 4.5	(1, 1)	6.0		29	5	3	3	2	5	1	0	0	0	0	55	106	4.50	1.667
Kent Tekulve, R ERA: 3.94	(7, 1)	2.0	L	10	4	3	3	2	0	0	0	0	0	0	26	35	13.50	2.000

Houston Astros @ Montreal Expos

Olympic Stadium, Montreal, QB

Wed May 03 1989, 7:05 PM EDT

Att. 7,462 - Unknown

TOP

livebaseballscorecards.com

Batter	1	2	3	4	5	6	7	8	9	10	11	AB	R	H	RBI	BB	SO	LOB
Gerald Young, S (1, 8) OBP: 0.314, SLG: 0.275	G3-1		G4-3, 1B		K		S, 1-3			F7	FC6-4, 1-2f	6	1	2	0	0	1	3
Rafael Ramirez, R (1, 6) OBP: 0.278, SLG: 0.308	G1-3		G4-3, 2-3		K		BB, 1-2			F9		4	0	0	0	1	1	1
Bill Doran, S (1, 4) OBP: 0.342, SLG: 0.436	PB, 2B, 1B		HBP, 3-H, 1B		K		G1-3			G4-3		5	1	2	1	0	1	3
Glenn Davis, R (1, 3) OBP: 0.371, SLG: 0.596	1B, 1-H, 2B		HBP, 1-2			K	G6-3				SH1-3, 1B	4	1	2	1	0	1	0
Eric Yelding, R (11, PR)												0	1	0	0	0	0	0
Juan Agosto, L (11, 1)												0	0	0	0	0	0	0
Terry Puhl, L (1, 7) OBP: 0.383, SLG: 0.476	1B, E, 2-H, 1B		K			G6-3	L6				SH1-3, 1-2	4	1	1	1	0	1	2
Kevin Bass, S (1, 9) OBP: 0.361, SLG: 0.387	E8, CS, 1-H, 1B		G4-3			L6	G4-3				1B, 1B, IBB	4	0	1	0	1	0	2
Alan Ashby, S (1, 2) OBP: 0.261, SLG: 0.213	CS, 1-2	K		G4-3			F9		F9		P4	5	0	0	0	0	1	2
Ken Caminiti, S (1, 5) OBP: 0.339, SLG: 0.408		K		K			FC5-6, 1B		G3		1B, 1-2, 2-H, 1B	5	0	2	1	0	2	0
Rick Rhoden, R (1, 1) OBP: 0.083, SLG: 0.083		G6-3		G6-3			FC5-6, 1B, 1-2f		P5		FC6-4, 1-2, 2-3, 1B	2	0	0	0	0	0	0
Danny Darwin, R (6, 1)												1	0	0	0	0	0	1
Dan Schatzeder, L (8, 1)												0	0	0	0	0	0	0
Bob Forsch, R (8, 1) OBP: 0.500, SLG: 0.500												0	0	0	0	0	0	0
Craig Reynolds, L (9, PH) OBP: 0.333, SLG: 0.259												1	0	0	0	0	0	0
Dave Smith, R (9, 1)												0	0	0	0	0	0	0
Greg Gross, L (11, PH) OBP: 0.313, SLG: 0.214												1	0	1	0	0	0	0
(11, 3)																		
Inning Stats	R: 3 E: 1 K: 0 S: 11 H: 4 LOB: 0 BB: 0 P: 19	R: 0 E: 0 K: 2 S: 9 H: 0 LOB: 0 BB: 0 P: 16	R: 1 E: 0 K: 1 S: 12 H: 2 LOB: 2 BB: 0 P: 17	R: 0 E: 0 K: 1 S: 7 H: 0 LOB: 0 BB: 0 P: 10	R: 0 E: 0 K: 3 S: 9 H: 0 LOB: 0 BB: 0 P: 12	R: 0 E: 0 K: 1 S: 7 H: 0 LOB: 0 BB: 0 P: 15	R: 0 E: 0 K: 0 S: 13 H: 2 LOB: 3 BB: 1 P: 21	R: 0 E: 0 K: 0 S: 4 H: 0 LOB: 0 BB: 0 P: 5	R: 0 E: 0 K: 0 S: 8 H: 0 LOB: 0 BB: 0 P: 14	R: 0 E: 0 K: 0 S: 6 H: 0 LOB: 0 BB: 0 P: 11	R: 1 E: 0 K: 0 S: 11 H: 3 LOB: 3 BB: 1 P: 23	1B: 9 2B: 2 3B: 0 HR: 0 SF: 0 SAC: 1 DP: 0 HBP: 1						

PITCHER		IP	WLS	BF	H	R	ER	SO	BB	IBB	HBP	BLK	WP	HR	S	P	ERA	WHIP
Kevin Gross, R (1, 1) ERA: 4.03		7.0		30	8	4	3	8	1	0	1	0	0	0	68	110	3.86	1.286
Andy McGaffigan, R (8, 1) ERA: 4.5		2.0		6	0	0	0	0	0	0	0	0	0	0	12	19	0.00	0.000
Tim Burke, R (10, 1) ERA: 4.86		2.0	W	10	3	1	1	0	0	1	0	0	0	0	17	34	4.50	1.500

PITCHER	IP	WLS	BF	H	R	ER	SO	BB	IBB	HBP	BLK	WP	HR	S	P	ERA	WHIP

AB	42
R	5
H	11
RBI	4
BB	2
SO	8
LOB	14

WP: 0 PB: 1 SB: 1 CS: 1 PA: 47

Houston Astros @ Montreal Expos

Olympic Stadium, Montreal, QB

Wed May 03 1989, 7:05 PM EDT

Att. 7,462 - Unknown

livebaseballscorecards.com

BOTTOM

Batter	1	2	3	4	5	6	7	8	9	10	11	AB	R	H	RBI	BB	SO	LOB
Tim Raines, S (1, 7) OBP: 0.405, SLG: 0.448	2-1 G4-3 G6-3 2B	3-2 F9			3-1 L3		3-1 1-2 1B		2-0 F9			5	1	2	0	0	0	3
Tom Foley, L (1, 4) OBP: 0.321, SLG: 0.361 (9, 5)	1-1 G4-3 2-3		4-1 F8-6-3 BB		0-0 L4		1-2 L8		2-3 K			4	0	0	0	1	1	3
Andres Galarraga, R (1, 3) OBP: 0.301, SLG: 0.406	0-1 G6-3 3-H		0-0 F8-6-3 1-2		1-1 F8			2-2 HR		2-1 G6-3		5	1	1	2	0	0	1
Hubie Brooks, R (1, 9) OBP: 0.308, SLG: 0.439	3-2 F8		1-2 F9			1-3 K		0-1 HR		0-1 F8		5	1	1	1	0	1	0
Tim Wallach, R (1, 5) OBP: 0.367, SLG: 0.461		2-2 1B 1B		2-2 E 1B		1-3 K		4-0 S BB		1-1 P4		3	1	2	0	1	1	0
Rex Hudler, R (8, PR) OBP: 0.333, SLG: 0.333 (9, 4)												1	0	0	0	0	0	0
Dave Martinez, L (1, 8) OBP: 0.267, SLG: 0.281		2-1 BB 1-3 1B		1-0 F8		3-1 L9		1-3 K			1-1 L8	4	0	1	0	0	1	2
Damaso Garcia, R (11, PH) OBP: 0.310, SLG: 0.321												1	0	0	0	0	0	0
Nelson Santovenia, R (1, 2) OBP: 0.383, SLG: 0.412		4-0 1-2 BB		0-2 FC3-6 1-2 1B			3-3 K	1-1 F8			0-0 HR 1B	4	0	2	0	1	1	1
Pascual Perez, R (11, PR) OBP: 0.200, SLG: 0.300												0	1	0	0	0	0	0
Spike Owen, S (1, 6) OBP: 0.376, SLG: 0.472		1-0 P6		2-2 FC3-6 1-2f 2-H			1-1 1B 1B	2-1 G4-1 1-2			2-0 1-H HR	5	1	2	2	0	0	5
Kevin Gross, R (1, 1) OBP: 0.182, SLG: 0.100		2-3 K		1-3 K			2-2 F8		0-2 F7			2	0	0	0	0	2	4
Otis Nixon, S (7, PH) OBP: 0.321, SLG: 0.320												1	0	0	0	0	0	1
Andy McGaffigan, R (8, 1)												0	0	0	0	0	0	0
Wallace Johnson, S (9, PH) OBP: 0.412, SLG: 0.500												1	0	0	0	0	0	0
Tim Burke, R (10, 1)												0	0	0	0	0	0	0
Inning Stats	R: 1 H: 1 E: 0 LOB: 0 K: 0 BB: 0 S: 9 P: 15	R: 0 H: 2 E: 0 LOB: 3 K: 1 BB: 1 S: 12 P: 26	R: 0 H: 0 E: 0 LOB: 0 K: 0 BB: 1 S: 6 P: 11	R: 1 H: 2 E: 1 LOB: 1 K: 1 BB: 0 S: 15 P: 21	R: 0 H: 0 E: 0 LOB: 0 K: 0 BB: 0 S: 5 P: 9	R: 0 H: 0 E: 0 LOB: 0 K: 2 BB: 0 S: 8 P: 13	R: 0 H: 2 E: 0 LOB: 2 K: 1 BB: 0 S: 13 P: 23	R: 2 H: 2 E: 0 LOB: 2 K: 1 BB: 1 S: 12 P: 22	R: 0 H: 0 E: 0 LOB: 0 K: 1 BB: 0 S: 8 P: 12	R: 0 H: 0 E: 0 LOB: 0 K: 0 BB: 0 S: 6 P: 9	R: 2 H: 2 E: 0 LOB: 1 K: 0 BB: 0 S: 4 P: 7	1B: 7 SF: 0 2B: 2 SAC: 0 3B: 0 DP: 1 HR: 3 HBP: 0						

	AB	41
	R	6
	H	11
	RBI	5
	BB	3
	SO	7
	LOB	20

WP: 0 PA: 44
PB: 0
SB: 1
CS: 0

PITCHER		IP	WLS	BF	H	R	ER	SO	BB	IBB	HBP	BLK	WP	HR	S	P	ERA	WHIP
Rick Rhoden, R ERA: 4.08	(1, 1)	5.0		21	5	2	1	2	2	0	0	0	0	0	47	82	1.80	1.400
Danny Darwin, R ERA: 2.39	(6, 1)	2.0		11	4	2	2	3	1	0	0	0	0	2	26	47	9.00	2.500
Dan Schatzeder, L ERA: 12.0	(8, 1)	0.1		1	0	0	0	1	0	0	0	0	0	0	3	4	0.00	0.000
Bob Forsch, R ERA: 4.61	(8, 1)	0.2		2	0	0	0	0	0	0	0	0	0	0	4	7	0.00	0.000
Dave Smith, R ERA: 4.63	(9, 1)	2.0		6	0	0	0	1	0	0	0	0	0	0	14	21	0.00	0.000

PITCHER		IP	WLS	BF	H	R	ER	SO	BB	IBB	HBP	BLK	WP	HR	S	P	ERA	WHIP
Juan Agosto, L ERA: 5.73	(11, 1)	0.1	L	3	2	2	2	0	0	0	0	0	0	1	4	7	54.00	6.000

Batter	1	2	3	4	5	6	7	8	9	10	AB	R	H	RBI	BB	SO	LOB
Gerald Young, S (1, 8) OBP: 0.317, SLG: 0.267	B F B F B X 3-2 L3 ①		C B X 1-1 G1-3 ②		B C B B F B 4-2 L4 BB		B 1 SAFE C 1 SAFE B 2-1 CS ③ 1-2	B B C B B 4-1 CS BB	C B B X 2-1 G6-3 ③		3	0	0	0	2	0	1
Rafael Ramirez, R (1, 6) OBP: 0.274, SLG: 0.303	C S X 0-2 F9 ②		C B F X 1-2 G4-3 ③		1 SAFE 1 SAFE F X 0-1 L4 ② ③ 1-2			1 SAFE C P F X 1-2 1B SF9 1B ①		C C S 0-3 K ①	5	1	1	0	0	1	1
Bill Doran, S (1, 4) OBP: 0.345, SLG: 0.462	C T X 0-2 G6-3 ③			F X 0-1 G6-3 ①		B X 1-0 G3 ①		C B F X 1-2 BB 1B 1-3		C B F F B B X 3-2 HR	5	1	2	1	0	0	0
Glenn Davis, R (1, 3) OBP: 0.372, SLG: 0.593		C C F B X 1-2 G3 E FC3-2 1B		C X 0-1 2B G6-3 1B		C B C B S 2-3 K ②		F F 1 SAFE X 0-2 SF9 ② 3-H		F F X 0-2 P2 ②	4	1	2	1	0	1	0
Terry Puhl, L (1, 7) OBP: 0.392, SLG: 0.489 Billy Hatcher, R (10, PH) OBP: 0.273, SLG: 0.326 (10, 7)		B 1 SAFE C X 1-1 G3 ① 1-3		B X 1-0 2B 1-3		F C C 0-3 K ③		S 1 SAFE P 1 P S B B 4-2 BB 1-2		F X 0-1 F8 ③	3 1	0 0	1 0	0 0	1 0	1 0	1 0
Kevin Bass, S (1, 9) OBP: 0.366, SLG: 0.385		B B F B B 4-1 FC3-2 BB		B F B X 2-1 G6-3 ② 3-H			B X 1-0 1B G1-3 1B	S S B B F B X 3-2 G1-3 ③			3	1	1	1	1	0	3
Ken Caminiti, S (1, 5) OBP: 0.336, SLG: 0.402	X 0-0 FC3-2 ② 1-2 3-H			F B X 1-1 G3 ③			X 0-0 G1-3 ① 1-2		X 0-0 G3 SH1-4 1B		4	0	1	0	0	0	4
Craig Biggio, R (1, 2) OBP: 0.324, SLG: 0.344	C C B S 1-3 K ③				X 0-0 HR		L B C B B S 3-3 K ②		L B 1 SAFE X 1-1 SH1-4 ① 1-2		3	1	1	1	0	2	3
Bob Knepper, L (1, 1) OBP: 0.200, SLG: 0.111 Greg Gross, L (7, PH) OBP: 0.353, SLG: 0.267 Eric Yelding, R (7, PR) Bob Forsch, R (7, 1) OBP: 0.500, SLG: 0.500 Craig Reynolds, L (9, PH) OBP: 0.226, SLG: 0.250 Danny Darwin, R (9, 1) Dave Smith, R (10, 1)			F X 0-1 F8 ①		X 0-0 P5 ①		C B S B X 2-2 CS 2-H 1B		X 0-0 G3 2-3 ②		2 1 0 0 1 0 0	0 0 0 0 0 0 0	0 1 0 0 0 0 0	0 1 0 0 0 0 0	0 0 0 0 0 0 0	0 0 0 0 0 0 1	0 0 0 0 1 0 0
Inning Stats	R: 0 H: 0 E: 0 LOB: 0 K: 0 BB: 0 S: 9 P: 12	R: 0 H: 1 E: 1 LOB: 2 K: 1 BB: 1 S: 11 P: 18	R: 0 H: 0 E: 0 LOB: 0 K: 0 BB: 0 S: 7 P: 9	R: 1 H: 2 E: 0 LOB: 1 K: 0 BB: 0 S: 9 P: 13	R: 1 H: 1 E: 0 LOB: 0 K: 0 BB: 1 S: 6 P: 10	R: 0 H: 0 E: 0 LOB: 0 K: 2 BB: 0 S: 7 P: 10	R: 1 H: 2 E: 0 LOB: 1 K: 1 BB: 0 S: 9 P: 17	R: 1 H: 2 E: 0 LOB: 2 K: 0 BB: 2 S: 19 P: 29	R: 0 H: 1 E: 0 LOB: 1 K: 0 BB: 0 S: 6 P: 9	R: 1 H: 1 E: 0 LOB: 0 K: 1 BB: 0 S: 12 P: 15	1B: 7 SF: 1 2B: 1 SAC: 1 3B: 0 DP: 0 HR: 2 HBP: 0						

PITCHER		IP	WLS	BF	H	R	ER	SO	BB	IBB	HBP	BLK	WP	HR	S	P	ERA	WHIP
Dennis Martinez, R ERA: 3.46	(1, 1)	5.0		20	4	2	2	1	2	0	0	0	0	1	42	62	3.60	1.200
Brian Holman, R ERA: 2.7	(6, 1)	2.0		7	2	1	1	3	0	0	0	0	0	0	16	27	4.50	1.000
Andy McGaffigan, R ERA: 4.86	(8, 1)	0.2		5	2	1	1	0	2	0	0	0	0	0	15	22	13.50	6.000
Gene Harris, R ERA: 3.5	(8, 1)	1.1		5	1	0	0	0	0	0	0	0	0	0	10	16	0.00	0.750
Joe Hesketh, L ERA: 11.08	(10, 1)	1.0	L	4	1	1	1	1	0	0	0	0	0	1	12	15	9.00	1.000

PITCHER	IP	WLS	BF	H	R	ER	SO	BB	IBB	HBP	BLK	WP	HR	S	P	ERA	WHIP

TOP

Houston Astros @ Montreal Expos

Olympic Stadium, Montreal, QB

Thu May 04 1989, 7:05 PM EDT
Att. 11,701 - Unknown

livebaseballscorecards.com

AB	35
R	5
H	10
RBI	5
BB	4
SO	5
LOB	14

Houston Astros @ Montreal Expos

Olympic Stadium, Montreal, QB

Thu May 04 1989, 7:05 PM EDT

Att. 11,701 - Unknown

livebaseballscorecards.com

BOTTOM

Batter	1	2	3	4	5	6	7	8	9	10	AB	R	H	RBI	BB	SO	LOB
Tim Raines, S (1, 7) OBP: 0.407, SLG: 0.459	G5-3 ①				G6-3 ①		B5 ①		P6 ②		2	0	1	1	0	0	0
Rex Hudler, R (4, 7) OBP: 0.273, SLG: 0.273											2	0	0	0	0	0	1
Andy McGaffigan, R (8, 1)											0	0	0	0	0	0	0
Gene Harris, R (8, 1)											0	0	0	0	0	0	0
Wallace Johnson, S (9, PH) OBP: 0.389, SLG: 0.467		2-H 3-H 2B									1	0	0	0	0	0	1
Joe Hesketh, R (10, 1) OBP: 1.000, SLG: 1.000											0	0	0	0	0	0	0
Otis Nixon, S (1, 8) OBP: 0.328, SLG: 0.315	HR BB	6-3 ③			0-0 CS S 1B		P7 ②		F7 ③		4	1	1	0	1	0	3
Andres Galarraga, R (1, 3) OBP: 0.297, SLG: 0.425	1-H HR		F8 ①		G5-3 ② 1-2		G5-3 ③			G6-3 ①	5	1	1	2	0	0	2
Hubie Brooks, R (1, 9) OBP: 0.313, SLG: 0.431	G5-3 ②		F7 ②		CS ③ 2-3	CS BB		FC4-6 1B		F8 ②	4	0	1	0	1	0	0
Tim Wallach, R (1, 5) OBP: 0.359, SLG: 0.447	K ③		F8 ③			F7 ①		FC4-6 ① 1-2f		1B	5	0	1	0	0	1	2
Dave Martinez, L (10, PR) OBP: 0.267, SLG: 0.281											0	0	0	0	0	0	0
Damaso Garcia, R (1, 4) OBP: 0.328, SLG: 0.339		PB 1B 1B		F9 ①		BB ② 1-2 1B		K ② 1-2		K ③	3	1	2	0	0	0	0
Tom Foley, L (8, PH) (9, 4) OBP: 0.314, SLG: 0.351											2	0	0	0	0	2	2
Nelson Santovenia, R (1, 2) OBP: 0.400, SLG: 0.414		PB S 2B 1-2 1B		1B BB		FC5-4 BB 1-2		F8 ③			2	1	1	0	2	0	1
Spike Owen, S (1, 6) OBP: 0.371, SLG: 0.461		P5 ①		G4-6-3 1-2 1B		FC5-4 ③ 1-2f			P6 ①		4	0	1	0	0	0	4
Dennis Martinez, R (1, 1) OBP: 0.071, SLG: 0.071		G6-3 ② 1-2 2-3		G4-6-3 ② ③ 1-2f			BB		1B		2	0	0	0	0	0	4
Brian Holman, R (6, 1) OBP: 0.200, SLG: 0.200											0	0	0	0	0	0	0
Mike Aldrete, L (7, PH) (8, 7) OBP: 0.259, SLG: 0.136											1	0	1	0	1	0	0

Inning Stats	1	2	3	4	5	6	7	8	9	10
	R: 2 E: 0 K: 1 S: 13	R: 2 E: 0 K: 0 S: 14	R: 0 E: 0 K: 0 S: 8	R: 0 E: 0 K: 0 S: 9	R: 0 E: 0 K: 0 S: 6	R: 0 E: 0 K: 0 S: 9	R: 0 E: 0 K: 0 S: 6	R: 0 E: 0 K: 1 S: 8	R: 0 E: 0 K: 0 S: 9	R: 0 E: 0 K: 1 S: 8
	H: 1 LOB: 0 BB: 1 P: 21	H: 3 LOB: 1 BB: 0 P: 24	H: 0 LOB: 0 BB: 0 P: 12	H: 1 LOB: 1 BB: 1 P: 14	H: 1 LOB: 0 BB: 0 P: 10	H: 1 LOB: 2 BB: 2 P: 18	H: 0 LOB: 1 BB: 1 P: 13	H: 1 LOB: 1 BB: 0 P: 13	H: 1 LOB: 1 BB: 0 P: 15	H: 1 LOB: 1 BB: 0 P: 12

1B: 8	SF: 0
2B: 1	SAC: 0
3B: 0	DP: 1
HR: 1	HBP: 0
WP: 0	PA: 43
PB: 1	
SB: 4	
CS: 2	

	AB	R	H	RBI	BB	SO	LOB
AB	**37**						
R	**4**						
H	**10**						
RBI	**3**						
BB	**5**						
SO	**3**						
LOB	**20**						

PITCHER	IP	WLS	BF	H	R	ER	SO	BB	IBB	HBP	BLK	WP	HR	S	P	ERA	WHIP
Bob Knepper, L (1, 1) ERA: 5.63	6.0		26	7	4	4	1	4	0	0	0	0	1	59	99	6.00	1.833
Bob Forsch, R (7, 1) ERA: 4.02	2.0		8	1	0	0	1	1	0	0	0	0	0	14	26	0.00	1.000
Danny Darwin, R (9, 1) ERA: 2.3	1.0	W	4	1	0	0	0	0	0	0	0	0	0	9	15	0.00	1.000
Dave Smith, R (10, 1) ERA: 4.26	1.0	S	4	1	0	0	1	0	0	0	0	0	0	8	12	0.00	1.000

PITCHER	IP	WLS	BF	H	R	ER	SO	BB	IBB	HBP	BLK	WP	HR	S	P	ERA	WHIP

Montreal Expos @ Atlanta Braves

Atlanta-Fulton County Stadium, Atlanta, GA

Fri May 05 1989, 7:05 PM EDT

Att. 6,104 - Unknown

TOP

livebaseballscorecards.com

Batter	1	2	3	4	5	6	7	8	9	AB	R	H	RBI	BB	SO	LOB
Otis Nixon, S (1, 8) OBP: 0.303, SLG: 0.288	P3		B1-3	L1			4-3		K	5	0	0	0	0	1	3
Damaso Garcia, R (1, 4) OBP: 0.323, SLG: 0.333	1B		F9		K		E5			4	0	1	0	0	1	0
Andres Galarraga, R (1, 3) OBP: 0.303, SLG: 0.436	F8		2B		FC5-4 1B		K			4	0	2	0	0	1	2
Hubie Brooks, R (1, 9) OBP: 0.310, SLG: 0.425	1-2 1B		3-1		FC5-4 FC5-4 1-2f			K		4	0	1	0	0	1	2
Tim Wallach, R (1, 5) OBP: 0.355, SLG: 0.439	F7			F9	FC5-4 1-2f			1B		4	0	1	0	0	0	3
Nelson Santovenia, R (1, 2) OBP: 0.404, SLG: 0.432		E BLK G6-4-3 1B		1B 2B		F9		K		4	1	2	0	0	1	1
Mike Fitzgerald, R (1, 7) OBP: 0.268, SLG: 0.343		E1 G6-4-3 1-3		5-3		F8		K		4	0	0	0	0	1	3
Spike Owen, S (1, 6) OBP: 0.366, SLG: 0.443		G6-4-3 1-2f 3-H		1B BB		F8			F9	3	0	0	0	1	0	1
Bryn Smith, R (1, 1) OBP: 0.273, SLG: 0.111 Rex Hudler, R (7, PH) OBP: 0.250, SLG: 0.250 Gene Harris, R (7, 1) Wallace Johnson, S (9, PH) OBP: 0.368, SLG: 0.438		5-3		1-2 2-3 1B			5-3		P5	2 1 0 1	0 0 0 0	1 0 0 0	0 0 0 0	0 0 0 0	0 0 0 0	0 0 0 0

	AB	36
	R	1
	H	8
	RBI	0
	BB	1
	SO	6
	LOB	15

Inning Stats	1	2	3	4	5	6	7	8	9
	R: 0 E: 0 K: 0 S: 9	H: 2 LOB: 2 BB: 0 P: 12	R: 1 E: 1 K: 0 S: 6	H: 1 LOB: 0 BB: 0 P: 7	R: 0 E: 0 K: 0 S: 6	H: 1 LOB: 1 BB: 0 P: 9	R: 0 E: 0 K: 0 S: 15	H: 2 LOB: 3 BB: 1 P: 25	R: 0 E: 0 K: 1 S: 10	H: 1 LOB: 1 BB: 0 P: 15	R: 0 E: 0 K: 0 S: 4	H: 0 LOB: 0 BB: 0 P: 10	R: 0 E: 1 K: 1 S: 6	H: 0 LOB: 1 BB: 0 P: 8	R: 0 E: 0 K: 3 S: 12	H: 1 LOB: 1 BB: 0 P: 13	R: 0 E: 0 K: 1 S: 6	H: 0 LOB: 0 BB: 0 P: 10

	1B: 6	SF: 0	WP: 0	PA: 37
	2B: 2	SAC: 0	PB: 0	
	3B: 0	DP: 1	SB: 0	
	HR: 0	HBP: 0	CS: 0	

PITCHER		IP	WLS	BF	H	R	ER	SO	BB	IBB	HBP	BLK	WP	HR	S	P	ERA	WHIP
Derek Lilliquist, L ERA: 3.21	(1, 1)	6.0	W	26	7	1	0	1	1	0	0	1	0	0	50	78	0.00	1.333
José Álvarez, R ERA: 1.71	(7, 1)	3.0	S	11	1	0	0	5	0	0	0	0	0	0	24	31	0.00	0.333

PITCHER	IP	WLS	BF	H	R	ER	SO	BB	IBB	HBP	BLK	WP	HR	S	P	ERA	WHIP

Montreal Expos @ Atlanta Braves

Atlanta-Fulton County Stadium, Atlanta, GA

Fri May 05 1989, 7:05 PM EDT

Att. 6,104 - Unknown

livebaseballscorecards.com

Batter	1	2	3	4	5	6	7	8	9	AB	R	H	RBI	BB	SO	LOB
Ron Gant, R (1, 5) OBP: 0.274, SLG: 0.385	C S S 0-3 ① K	X 0-0 ③ F7			X 0-0 ② F8		B F X 1-1 ① P5	B B F S X 2-2 1B 1-3 2-H 3-H 1B		5	0	1	2	0	1	2
Lonnie Smith, R (1, 7) OBP: 0.436, SLG: 0.482	F B B X 2-1 WP 3B 2B		S B S X 1-2 ① 4-3		B C F F B X 2-2 E5 1B		B F F B F B F F B 4-2 WP BB	X 0-0 1-2 3-H 1B		4	1	2	1	1	0	0
Andres Thomas, R (1, 6) OBP: 0.250, SLG: 0.290	B S S C 1-3 ② K		S X 0-1 ② 5-3		B S X 1-1 FC5-4 1-2 1B		B S X 1-1 ② 5-3 1-2 3-H	S S S 0-3 ③ K		5	0	1	0	0	2	4
Dale Murphy, R (1, 8) OBP: 0.274, SLG: 0.374	B F B B B 4-1 3B 2-3 BB		X 0-0 E2		X 0-0 ③ FC5-4 1-2f		S S S 0-3 ③ K			3	1	0	0	1	1	3
Darrell Evans, L (1, 3) OBP: 0.324, SLG: 0.563	B X 1-0 1-H 3-H 3B		B B S B S S 3-3 ③ K			C B B S X 2-2 ① 4-3		X 0-0 ① F4		4	0	1	2	0	1	1
Dion James, L (1, 9) OBP: 0.322, SLG: 0.302	S X 0-1 ③ 5-3			S B B X 2-1 ① F8		B F B S S 2-3 ② K		B X 1-0 1B 1B 1B		4	1	1	0	0	1	1
Jody Davis, R (1, 2) OBP: 0.234, SLG: 0.221		B S B B B 4-1 BB		X 0-0 ② F9		X 0-0 1B		X 0-0 SH3 1-3 1B 1B		3	1	2	0	1	0	0
Jeff Treadway, L (1, 4) OBP: 0.254, SLG: 0.333 José Álvarez, R (7, 1)		S F B B F S 1-3 ① K		X 0-0 ③ 6-3		X 0-0 ③ 1-3		C X 0-1 ② SH3 1-2		3 0	0 0	0 0	0 0	0 0	1 0	2 0
Derek Lilliquist, L (1, 1) OBP: 0.100, SLG: 0.100 Jeff Blauser, R (7, 4) OBP: 0.273, SLG: 0.378		X 0-0 ② F8			B X 1-0 ① F7		C X 0-1 WP 3B	B F B B B 4-1 1B 1B BB		2 1	0 2	0 1	0 0	0 1	0 0	1 0
Inning Stats	R: 2 H: 2 E: 0 LOB: 1 K: 2 BB: 1 S: 12 P: 20	R: 0 H: 0 E: 0 LOB: 1 K: 1 BB: 1 S: 7 P: 12	R: 0 H: 0 E: 1 LOB: 1 K: 1 BB: 0 S: 9 P: 13	R: 0 H: 0 E: 0 LOB: 0 K: 0 BB: 0 S: 4 P: 6	R: 0 H: 0 E: 1 LOB: 2 K: 0 BB: 0 S: 9 P: 13	R: 0 H: 1 E: 0 LOB: 1 K: 1 BB: 0 S: 8 P: 12	R: 1 H: 1 E: 0 LOB: 1 K: 1 BB: 1 S: 14 P: 20	R: 3 H: 4 E: 0 LOB: 2 K: 1 BB: 1 S: 13 P: 20		1B: 6 SF: 0 2B: 1 SAC: 1 3B: 2 DP: 0 HR: 0 HBP: 0						

	AB	34
	R	6
	H	9
	RBI	5
	BB	4
	SO	7
	LOB	14

WP: 2 PA: 39
PB: 0
SB: 0
CS: 0

PITCHER		IP	WLS	BF	H	R	ER	SO	BB	IBB	HBP	BLK	WP	HR	S	P	ERA	WHIP
Bryn Smith, R ERA: 2.64	(1, 1)	6.0	L	26	4	2	2	5	2	0	0	0	1	0	49	76	3.00	1.000
Gene Harris, R ERA: 4.95	(7, 1)	2.0		13	5	4	4	2	2	0	0	0	1	0	27	40	18.00	3.500

PITCHER	IP	WLS	BF	H	R	ER	SO	BB	IBB	HBP	BLK	WP	HR	S	P	ERA	WHIP

Batter	1	2	3	4	5	6	7	8	9	AB	R	H	RBI	BB	SO	LOB
Otis Nixon, S (1, 8) OBP: 0.338, SLG: 0.317	B B B B 4-0 S FC4-6 BB		C B C X 1-2 1B		C F B B B X 3-2 G4-3 S 1B 1B		X 0-0 1B 1B		C S B B X 2-2 ② F7	4	2	3	0	1	0	0
Damaso Garcia, R (1, 4) OBP: 0.309, SLG: 0.317 Rex Hudler, R (5, 4) OBP: 0.286, SLG: 0.286 (7, 9)	C 1 SAFE 1 SAFE C B 1 SAFE F B X 2-2 ① P4 1-2		X 0-0 ① L9		B B F X 2-1 ① G4-3 1-3		C X 0-1 S 1-3 1B		B X 1-0 ③ P4	3 2	0 0	0 1	0 0	0 0	0 0	3 0
Andres Galarraga, R (1, 3) OBP: 0.310, SLG: 0.434	B C B B S F B 4-2 FC4-6 BB		F B F B F C 2-3 ② K		X 0-0 G6-4-3 3-H 1B		B S F B F B S 3-3 ② K 1-2			3	0	1	1	1	2	3
Hubie Brooks, R (1, 9) OBP: 0.300, SLG: 0.409 Joe Hesketh, R (7, 1) OBP: 1.000, SLG: 1.000 Mike Aldrete, L (8, 7) OBP: 0.259, SLG: 0.136	B F C X 1-2 ② FC4-6 BB 1-2f 2-H		X 0-0 ③ F8		C C F B B X 2-2 ② ③ G6-4-3 1-2f		C X 0-1 ③ G6-3			4 0 0	0 0 0	0 0 0	1 0 0	0 0 0	0 0 0	5 0 0
Tim Wallach, R (1, 5) OBP: 0.360, SLG: 0.436 (8, 1)	B F B B B B 4-1 1-2 BB			F F B B B X 3-2 G1-3 E G6-3 1B		B B F S F X 2-2 ① G3		B S X 1-1 ① G4-3		3	1	1	0	1	0	0
Nelson Santovenia, R (1, 2) OBP: 0.398, SLG: 0.423	X 0-0 ③ F7			C B C F X 1-2 E6 G1-3 1-2		F F F B B F X 2-2 FC6-4 1B		B B X 2-0 ② F8		4	0	1	0	0	0	3
Mike Fitzgerald, R (1, 7) OBP: 0.267, SLG: 0.333 (8, 5)		B S X 1-1 ① P4		B B X 2-0 ① G1-3 1-2 2-3		B B C F B X 3-2 ② FC6-4 1-2f		S B B X 2-1 1B		4	0	1	0	0	0	3
Spike Owen, S (1, 6) OBP: 0.351, SLG: 0.422		C C B F F F B X 2-2 ② F8		B C B X 2-1 ② G6-3 3-H		C B C C 1-3 ③		X 0-0 ③ F8		4	0	0	1	0	1	3
Pascual Perez, R (1, 1) OBP: 0.182, SLG: 0.273 Wallace Johnson, S (4, PH) OBP: 0.350, SLG: 0.412 Brian Holman, R (4, 1) OBP: 0.200, SLG: 0.200 Tom Foley, L (7, PH) OBP: 0.307, SLG: 0.342 (7, 4)		S B C B C 2-3 ③ K		B X 1-0 ③ P4			S X 0-1 ① G3		B S F B B S 3-3 ① K	1 1 0 2	0 0 0 0	0 0 0 0	0 0 0 0	0 0 0 1	1 0 0 0	0 1 0 0
Inning Stats	R: 1 H: 0 E: 0 LOB: 2 K: 0 BB: 3 S: 12 P: 27	R: 0 H: 0 E: 0 LOB: 0 K: 1 BB: 0 S: 11 P: 16	R: 0 H: 1 E: 0 LOB: 1 K: 1 BB: 0 S: 9 P: 12	R: 1 H: 1 E: 1 LOB: 1 K: 0 BB: 0 S: 11 P: 20	R: 1 H: 2 E: 0 LOB: 0 K: 0 BB: 0 S: 10 P: 17	R: 0 H: 1 E: 0 LOB: 1 K: 1 BB: 0 S: 15 P: 23	R: 0 H: 2 E: 0 LOB: 2 K: 1 BB: 0 S: 11 P: 14	R: 0 H: 1 E: 0 LOB: 1 K: 0 BB: 0 S: 6 P: 11	R: 0 H: 0 E: 0 LOB: 0 K: 1 BB: 0 S: 7 P: 13	1B: 8 SF: 0 2B: 0 SAC: 0 3B: 0 DP: 1 HR: 0 HBP: 0						

PITCHER		IP	WLS	BF	H	R	ER	SO	BB	IBB	HBP	BLK	WP	HR	S	P	ERA	WHIP
Zane Smith, L ERA: 4.46	(1, 1)	0.0	W	0	0	0	0	0	0	0	0	0	0	0	0	0	∞	∞
Jim Acker, R ERA: 4.35	(7, 1)	1.0		5	2	0	0	1	0	0	0	0	0	0	11	14	0.00	2.000
Paul Assenmacher, L ERA: 0.77	(8, 1)	1.0		4	1	0	0	0	0	0	0	0	0	0	6	11	0.00	1.000
Joe Boever, R ERA: 3.38	(9, 1)	1.0		3	0	0	0	1	0	0	0	0	0	0	7	13	0.00	0.000

PITCHER	IP	WLS	BF	H	R	ER	SO	BB	IBB	HBP	BLK	WP	HR	S	P	ERA	WHIP

TOP

Montreal Expos @ Atlanta Braves

Atlanta-Fulton County Stadium, Atlanta, GA

Sat May 06 1989, 7:05 PM EDT

Att. 15,556 - Unknown

livebaseballscorecards.com

AB	35
R	3
H	8
RBI	3
BB	3
SO	5
LOB	21

WP: 0	PA: 38		
PB: 0			
SB: 3			
CS: 0			

Montreal Expos @ Atlanta Braves

Atlanta-Fulton County Stadium, Atlanta, GA

Sat May 06 1989, 7:05 PM EDT

Att. 15,556 - Unknown

BOTTOM

Batter	1	2	3	4	5	6	7	8	9	AB	R	H	RBI	BB	SO	LOB
Ron Gant, R (1, 5) OBP: 0.268, SLG: 0.402	HR	G3-1	F8	FC6-4		K		F8		6	1	1	1	0	1	4
Lonnie Smith, R (1, 7) OBP: 0.457, SLG: 0.536 Geronimo Berroa, R (7, 9) OBP: 0.273, SLG: 0.238	3B	BB	HR		BB	BB		BLK		2 1	5 1	2 1	1 1	3 0	0 0	0 0
Andres Thomas, R (1, 6) OBP: 0.275, SLG: 0.323	1B	WP	F8		F8			G6-3		6	1	4	5	0	0	1
Dale Murphy, R (1, 8) OBP: 0.287, SLG: 0.383 Jim Acker, R (7, 1) Paul Assenmacher, L (8, 1) Joe Boever, R (9, 1)	F9	WP			BB	K		G6-3		5 0 1 0	2 0 0 0	3 0 0 0	1 0 0 0	0 0 0 0	1 0 0 0	2 0 1 0
Darrell Evans, L (1, 3) OBP: 0.357, SLG: 0.543 John Russell, R (7, PR) OBP: 0.148, SLG: 0.148 (8, 3)	CS	BB	F8		K		BB			3 0	1 0	1 0	0 0	2 0	1 0	3 0
Dion James, L (1, 9) OBP: 0.344, SLG: 0.304 (7, 7)	BB	BB		G3		2B	K			3	0	1	1	2	1	1
Jody Davis, R (1, 2) OBP: 0.242, SLG: 0.242	F9	BB		K		2B	F9			5	0	2	4	0	1	3
Jeff Treadway, L (1, 4) OBP: 0.280, SLG: 0.338 Jeff Blauser, R (7, 4) OBP: 0.282, SLG: 0.387	G2-6	BB		BB		F7				2 1	0 0	1 1	0 0	2 0	0 0	0 0
Zane Smith, L (1, 1) OBP: 0.167, SLG: 0.167 Terry Blocker, L (6, PH) OBP: 0.375, SLG: 0.286 (7, 8)	G2-6	K				BB		G4-3		3 2	0 1	1 1	0 0	0 0	1 0	4 2

Inning Stats									
	R: 2 E: 0 K: 0 S: 17	H: 4 LOB: 2 BB: 1 P: 29	R: 5 E: 0 K: 1 S: 20	H: 5 LOB: 3 BB: 3 P: 36	R: 1 E: 0 K: 0 S: 8	H: 2 LOB: 1 BB: 0 P: 11	R: 0 E: 0 K: 1 S: 9	H: 1 LOB: 2 BB: 1 P: 16	R: 2 E: 0 K: 1 S: 12	H: 2 LOB: 2 BB: 2 P: 24
	R: 2 E: 0 K: 2 S: 15	H: 2 LOB: 1 BB: 1 P: 28	R: 0 E: 0 K: 1 S: 10	H: 1 LOB: 2 BB: 1 P: 16	R: 1 E: 0 K: 0 S: 8	H: 2 LOB: 0 BB: 0 P: 14				

| | | | | | | | | |

Montreal Expos @ Atlanta Braves

Atlanta-Fulton County Stadium, Atlanta, GA

Sun May 07 1989, 3:33 AM EDT

Att. 14,278 - Unknown

TOP

livebaseballscorecards.com

Batter	1	2	3	4	5	6	7	8	9	AB	R	H	RBI	BB	SO	LOB
Otis Nixon, S (1, 8) OBP: 0.316, SLG: 0.294	C M B M 1-3 K ①		X 0-0 P6 ③			F L F B C 1-3 K ①	X 0-0 F7 ③		X 0-0 F9 ③	5	0	0	0	0	2	4
Mike Aldrete, L (1, 3) OBP: 0.258, SLG: 0.120	B B B B C B 4-1 BB			C X 0-1 G5-3 ①		B C F B S 2-3 K ②		B X 1-0 G4-3 ①		3	0	0	0	1	1	0
Tim Raines, S (1, 7) OBP: 0.402, SLG: 0.446	1 SAFE 1 SAFE B B B X 2-0 F7 ②			C F B S 1-3 K ②		B B F B B 4-1 BB		F B X 1-1 G4-3 ②		3	0	0	0	1	1	1
Hubie Brooks, R (1, 9) OBP: 0.298, SLG: 0.412	C 1 F S SAFE 0-3 K2-3 ③			F S B S 1-3 K ③		B C B X 2-1 F8 ③		B X 1-0 2B 2B		4	1	1	0	0	2	2
Tim Wallach, R (1, 5) OBP: 0.357, SLG: 0.438		B F S B F X 2-2 G5-3 ①			C C B F S 1-3 K ①		X 0-0 P4 ①	F B B X 2-1 2-H 2B		4	0	1	1	0	1	0
Tom Foley, L (1, 4) OBP: 0.293, SLG: 0.325		B C B F X 2-2 G6-3 ②			X 0-0 G4-3 ②		C F B B B F X 2-2 F8 ②	B C B X 2-1 G6-3 ③		4	0	0	0	0	0	1
Mike Fitzgerald, R (1, 2) OBP: 0.306, SLG: 0.381		S F X 0-2 CS 1B			B C B X 2-1 2B		B B F B B 4-1 1B BB BB		F C F B B F S 2-3 K ①	3	0	2	0	1	1	0
Spike Owen, S (1, 6) OBP: 0.356, SLG: 0.412	B B 2-0 CS 1-2 ③	C B B B X 3-1 F8 ①			C B B B B 4-1 BB		B B B B 4-0 1B 1-2 BB		B C B B B C X 3-2 F9 ②	2	0	0	0	2	0	0
Randy Johnson, R (1, 1) OBP: 0.143, SLG: 0.143 Wallace Johnson, S (5, PH) OBP: 0.333, SLG: 0.389 Andy McGaffigan, R (5, 1) Dave Martinez, L (7, PH) OBP: 0.279, SLG: 0.293 Joe Hesketh, R (7, 1) OBP: 1.000, SLG: 1.000 Tim Burke, R (8, 1) Rex Hudler, R (9, PH) OBP: 0.333, SLG: 0.333			B S S S 1-3 K ②		B X 1-0 F8 ③		C B B X 2-1 1-2 2-3 1B		B S X 1-1 1B	1 1 0 1 0 0	0 0 0 0 0 0	0 0 0 1 0 0	0 0 0 0 0 0	0 0 0 0 0 0	1 0 0 0 0 0	0 2 0 0 0 0
Inning Stats	R: 0 E: 0 K: 2 S: 8 H: 0 LOB: 1 BB: 1 P: 15	R: 0 E: 0 K: 0 S: 10 H: 1 LOB: 0 BB: 0 P: 16	R: 0 E: 0 K: 1 S: 6 H: 0 LOB: 0 BB: 0 P: 10	R: 0 E: 0 K: 2 S: 8 H: 0 LOB: 0 BB: 0 P: 10	R: 0 E: 0 K: 1 S: 9 H: 1 LOB: 2 BB: 1 P: 17	R: 0 E: 0 K: 2 S: 10 H: 0 LOB: 1 BB: 1 P: 19	R: 0 E: 0 K: 0 S: 9 H: 1 LOB: 3 BB: 2 P: 21	R: 1 E: 0 K: 0 S: 8 H: 2 LOB: 1 BB: 0 P: 15	R: 0 E: 0 K: 1 S: 11 H: 1 LOB: 1 BB: 0 P: 17	1B: 3 2B: 3 3B: 0 HR: 0		SF: 0 SAC: 0 DP: 0 HBP: 0		WP: 0 PB: 0 SB: 0 CS: 1		PA: 38

	AB	32
	R	1
	H	6
	RBI	1
	BB	5
	SO	9
	LOB	10

PITCHER		IP	WLS	BF	H	R	ER	SO	BB	IBB	HBP	BLK	WP	HR	S	P	ERA	WHIP
Pete Smith, R ERA: 4.62	(1, 1)	7.0	W	28	3	0	0	8	5	0	0	0	0	0	60	108	0.00	1.143
Joe Boever, R ERA: 3.5	(8, 1)	2.0		9	3	1	1	1	0	0	0	0	0	0	19	32	4.50	1.500

PITCHER		IP	WLS	BF	H	R	ER	SO	BB	IBB	HBP	BLK	WP	HR	S	P	ERA	WHIP

Montreal Expos @ Atlanta Braves

Atlanta-Fulton County Stadium, Atlanta, GA

Sun May 07 1989, 3:33 AM EDT

Att. 14,278 - Unknown

livebaseballscorecards.com

BOTTOM

Batter	1	2	3	4	5	6	7	8	9	AB	R	H	RBI	BB	SO	LOB
Ron Gant, R (1, 5) OBP: 0.265, SLG: 0.387	E5 FC5-4 BB		SH 1B S BB K		K			FC1-6-4 2B SF9-3-5 1-2f		4	2	0	0	1	2	3
Lonnie Smith, R (1, 7) OBP: 0.469, SLG: 0.544	FC5-4 BB 1-2		SH 1B BB 1-2	K2 BB		F7		SF9-3-5 1-3 2B		2	1	1	0	3	0	0
Jeff Blauser, R (1, 4) OBP: 0.268, SLG: 0.372	FC5-4 1-2f 2-3		SH 1B 1-2 2-3	K2 1-2f		K		SF9-3-5 2-3 3-H		3	1	0	1	0	2	3
Dale Murphy, R (1, 8) OBP: 0.293, SLG: 0.382	K		K	E WP BB		1B				3	0	1	0	1	2	5
Andres Thomas, R (1, 6) OBP: 0.274, SLG: 0.320	G4-3		1B 3B 1B 1-3 2-H 3-H	E5 1-3		P4				4	1	1	2	0	0	4
Geronimo Berroa, R (1, 9) OBP: 0.308, SLG: 0.280		FC6-4 1B	WP 3B 1B 1-3 3-H	F8			G6-3			4	1	2	1	0	0	2
John Russell, R (1, 3) OBP: 0.161, SLG: 0.161 Joe Boever, R (8, 1)	F7	P3			SH2-3 1B		F7			4 0	0 0	1 0	0 0	0 0	0 0	3 0
Bruce Benedict, R (1, 2) OBP: 0.222, SLG: 0.160	F8	3B IBB 1-2			L5		G6-3			3	1	0	0	1	0	2
Pete Smith, R (1, 1) OBP: 0.273, SLG: 0.333 Gerald Perry, L (8, 3) OBP: 0.400, SLG: 0.406	FC6-4 1-2f	3B 1-H 2-H 3-H			SH2-3 1-2			FC1-6-4 BB		2 0	0 0	1 0	3 0	0 1	0 0	1 0
Inning Stats	R: 0 H: 0 E: 1 LOB: 2 K: 1 BB: 1 S: 14 P: 21	R: 0 H: 1 E: 0 LOB: 1 K: 0 BB: 0 S: 11 P: 18	R: 6 H: 3 E: 0 LOB: 1 K: 2 BB: 3 S: 27 P: 46	R: 0 H: 0 E: 1 LOB: 2 K: 1 BB: 2 S: 9 P: 21	R: 0 H: 1 E: 0 LOB: 1 K: 1 BB: 0 S: 8 P: 9	R: 0 H: 1 E: 0 LOB: 1 K: 1 BB: 0 S: 9 P: 16	R: 0 H: 0 E: 0 LOB: 0 K: 0 BB: 0 S: 6 P: 7	R: 1 H: 1 E: 0 LOB: 0 K: 0 BB: 1 S: 9 P: 20		1B: 5 SF: 1 2B: 3 SAC: 2 3B: 1 DP: 2 HR: 0 HBP: 0						

	AB	29
	R	7
	H	7
	RBI	7
	BB	7
	SO	6
	LOB	23

PITCHER		IP	WLS	BF	H	R	ER	SO	BB	IBB	HBP	BLK	WP	HR	S	P	ERA	WHIP
Randy Johnson, L ERA: 6.67	(1, 1)	4.0	L	24	4	6	6	4	5	1	0	0	2	0	61	106	13.50	2.250
Andy McGaffigan, R ERA: 4.34	(5, 1)	2.0		8	2	0	0	2	0	0	0	0	0	0	17	25	0.00	1.000
Joe Hesketh, L ERA: 9.6	(7, 1)	1.0		3	0	0	0	0	0	0	0	0	0	0	6	7	0.00	0.000
Tim Burke, R ERA: 5.09	(8, 1)	1.0		4	1	1	1	0	1	0	0	0	0	0	9	20	9.00	2.000

PITCHER	IP	WLS	BF	H	R	ER	SO	BB	IBB	HBP	BLK	WP	HR	S	P	ERA	WHIP

Batter	1	2	3	4	5	6	7	8	9	AB	R	H	RBI	BB	SO	LOB
Rex Hudler, R (1, 4) OBP: 0.400, SLG: 0.368	C M X 0-2 ① F7		B B C B B 4-1 CS G5-3 BB	B F B X 2-1 1-3 2-H 3-H 1B			B X 1-0 S 1B		B C X 1-1 ① G6-3	4	0	2	1	1	0	0
Otis Nixon, S (1, 8) OBP: 0.309, SLG: 0.288	X 0-0 HR 1B		1 SAFE 1 SAFE X 0-0 ① G5-3 1-2	C X 0-1 ③ G3			1 SAFE B C 1 SAFE F 1 SAFE F 1 SAFE 1 SAFE 1-3 C ① K		B B X 2-0 ② F6	5	1	1	0	0	1	4
Tim Raines, S (1, 7) OBP: 0.402, SLG: 0.467	1 SAFE 1 SAFE C 1 SAFE X 0-1 1-H HR		B B S B B B 4-1 ② 2-3 BB		C B F X 2-2 ① G4-3		F F 1 SAFE B 1 SAFE B B X 3-2 ② F8 1-2		B C B C F B F X 3-2 ③ G5-3	4	1	1	2	1	0	1
Hubie Brooks, R (1, 9) OBP: 0.297, SLG: 0.407	B X 1-0 G4-3 1B		1 SAFE 1 SAFE C X 0-1 ③ G4-3		C X 0-1 ② G5-3		X 0-0 ③ L4			4	0	1	0	0	0	2
Tim Wallach, R (1, 5) OBP: 0.345, SLG: 0.422	B X 1-0 ② G4-3 1-2			B X 1-0 ① G5-3	B B X 2-0 ③ G6-3			C S S 0-3 ① K		4	0	0	0	0	1	1
Nelson Santovenia, R (1, 2) OBP: 0.392, SLG: 0.407	B F S B B X 3-2 ③ F9			F X 0-1 ② G4-3		B C S S S 2-3 ① K		B B F H 3-1 E FC6 G1-2-3 HBP		3	0	0	0	0	1	1
Wallace Johnson, S (1, 3) OBP: 0.360, SLG: 0.381		C F X 0-2 ① G3		F B B B B 4-1 2B WP BB		C B X 1-1 1B		F 1 SAFE B X 1-1 FC6 1-3		3	1	1	0	1	0	1
Spike Owen, S (1, 6) OBP: 0.362, SLG: 0.420		B C F B B F X 2-2 ② F8		S B L B 1 SAFE X 2-2 WP 1-3 1B 2B		1 SAFE 1 SAFE 1 SAFE B F X 1-1 ② F8		B P B I 4-0 IBB		3	1	1	0	1	0	1
Kevin Gross, R (1, 1) OBP: 0.200, SLG: 0.077		B C S C 1-3 ③ K		B B B C B 4-1 1B WP BB		B 1 SAFE B B C F F 1 SAFE F 3-3 F S ③ K		C X 0-1 ② ③ G1-2-3 3-Hf		3	0	0	0	1	2	4
Inning Stats	R: 2 H: 3 E: 0 LOB: 1 K: 0 BB: 0 S: 11 P: 16	R: 0 H: 0 E: 0 LOB: 0 K: 1 BB: 0 S: 10 P: 13	R: 0 H: 0 E: 0 LOB: 1 K: 0 BB: 2 S: 5 P: 13	R: 2 H: 2 E: 0 LOB: 2 K: 0 BB: 2 S: 12 P: 25	R: 0 H: 0 E: 0 LOB: 0 K: 0 BB: 0 S: 6 P: 10	R: 0 H: 1 E: 0 LOB: 1 K: 2 BB: 0 S: 13 P: 20	R: 0 H: 1 E: 0 LOB: 1 K: 1 BB: 0 S: 9 P: 14	R: 0 H: 0 E: 1 LOB: 2 K: 1 BB: 1 S: 9 P: 16	R: 0 H: 0 E: 0 LOB: 0 K: 0 BB: 0 S: 8 P: 14	1B: 5 SF: 0 2B: 1 SAC: 0 3B: 0 DP: 1 HR: 1 HBP: 1						

PITCHER		IP	WLS	BF	H	R	ER	SO	BB	IBB	HBP	BLK	WP	HR	S	P	ERA	WHIP
Bob Knepper, L ERA: 6.06	(1, 1)	3.2	L	19	5	4	4	1	4	0	0	0	1	1	36	65	9.82	2.455
Bob Forsch, R ERA: 3.71	(4, 1)	1.1		4	0	0	0	0	0	0	0	0	0	0	8	12	0.00	0.000
Danny Darwin, R ERA: 2.08	(6, 1)	3.0		13	2	0	0	4	0	1	1	0	0	0	31	50	0.00	0.667
Dan Schatzeder, L ERA: 7.2	(9, 1)	1.0		3	0	0	0	0	0	0	0	0	0	0	8	14	0.00	0.000

PITCHER	IP	WLS	BF	H	R	ER	SO	BB	IBB	HBP	BLK	WP	HR	S	P	ERA	WHIP

TOP

Montreal Expos @ Houston Astros

Astrodome, Houston, TX

Mon May 08 1989, 8:05 PM EDT

Att. 11,044 - Dome

livebaseballscorecards.com

AB	33
R	4
H	7
RBI	3
BB	5
SO	5
LOB	15

1B: 5	SF: 0	WP: 1	PA: 39
2B: 1	SAC: 0	PB: 0	
3B: 0	DP: 1	SB: 1	
HR: 1	HBP: 1	CS: 1	

Montreal Expos @ Houston Astros

Astrodome, Houston, TX

Mon May 08 1989, 8:05 PM EDT

Att. 11,044 - Dome

livebaseballscorecards.com

BOTTOM

Batter	1	2	3	4	5	6	7	8	9	AB	R	H	RBI	BB	SO	LOB
Billy Hatcher, R (1, 8) OBP: 0.262, SLG: 0.307	C S B B B C 3-3 ① K		B B S S C 2-3 ③ K			X 0-0 ① G5-3		S B S B X 2-2 ② L7		4	0	0	0	0	2	2
Craig Reynolds, L (1, 5) OBP: 0.200, SLG: 0.219 Dan Schatzeder, L (9, 1)	B X 1-0 ② L6			B B C X 2-1 ① P6		B B X 2-0 ② G4-3		F X 0-1 ③ F8		4 0	0 0	0 0	0 0	0 0	0 0	1 0
Bill Doran, S (1, 4) OBP: 0.336, SLG: 0.475	B X 1-0 ③ G5-3			F B X 1-1 HR		C X 0-1 ③ F9			C X 0-1 ① G3	4	1	1	1	0	0	0
Glenn Davis, R (1, 3) OBP: 0.346, SLG: 0.538		C X 0-1 ① G5-3		X 0-0 ② F8			C B X 1-1 ① G5-3		S T B F B F X 2-2 ② G6-3	4	0	0	0	0	0	0
Terry Puhl, L (1, 7) OBP: 0.373, SLG: 0.442		B B C X 2-1 ② G4-3		C B C B S 2-3 ③ K			B B C X 2-1 ② F8		B F B X 2-1 ③ P5	4	0	0	0	0	1	0
Kevin Bass, S (1, 9) OBP: 0.393, SLG: 0.423		B X 1-0 ③ G1			B B C X 2-1 E S 1B		C X 0-1 1B			3	0	2	0	0	0	0
Rafael Ramirez, R (1, 6) OBP: 0.274, SLG: 0.300			X 0-0 G5-3 1B		C B B B S C 2-3 ① K 1-3		1 SAFE B X 1-0 ③ G5-3			3	0	1	0	0	1	2
Craig Biggio, R (1, 2) OBP: 0.348, SLG: 0.350 Gerald Young, S (8, PH) OBP: 0.301, SLG: 0.252 Alan Ashby, S (9, 2) OBP: 0.261, SLG: 0.213			B B C X 2-1 ① G5-3 1-2		B B B C S S 3-3 ② K			X 0-0 1B		2 1 0	0 0 0	0 1 0	0 0 0	0 0 0	1 0 0	2 0 0
Bob Knepper, L (1, 1) OBP: 0.182, SLG: 0.100 Bob Forsch, R (4, 1) OBP: 0.500, SLG: 0.500 Greg Gross, L (5, PH) OBP: 0.368, SLG: 0.250 Danny Darwin, R (6, 1) Ken Caminiti, S (8, PH) OBP: 0.314, SLG: 0.376 (9, 5)			F S F B B S 2-3 ② K		B B C B X 3-1 ③ G4-3			B F F S 1-3 ① K		1 0 1 0 1	0 0 0 0 0	0 0 0 0 0	0 0 0 0 0	0 0 0 0 0	1 0 0 0 1	1 0 1 0 1
Inning Stats	R: 0 E: 0 K: 1 S: 5 H: 0 LOB: 0 BB: 0 P: 10	R: 0 E: 0 K: 0 S: 5 H: 0 LOB: 0 BB: 0 P: 8	R: 0 E: 0 K: 2 S: 10 H: 1 LOB: 1 BB: 0 P: 16	R: 1 E: 0 K: 1 S: 8 H: 1 LOB: 0 BB: 0 P: 13	R: 0 E: 0 K: 2 S: 10 H: 1 LOB: 1 BB: 0 P: 20	R: 0 E: 0 K: 0 S: 4 H: 0 LOB: 0 BB: 0 P: 6	R: 0 E: 0 K: 0 S: 7 H: 1 LOB: 1 BB: 0 P: 11	R: 0 E: 0 K: 1 S: 9 H: 1 LOB: 1 BB: 0 P: 12	R: 0 E: 0 K: 0 S: 9 H: 0 LOB: 0 BB: 0 P: 13	1B: 4 2B: 0 3B: 0 HR: 1	SF: 0 SAC: 0 DP: 0 HBP: 0			WP: 0 PB: 0 SB: 1 CS: 0	PA: 32		

	AB	32
	R	1
	H	5
	RBI	1
	BB	0
	SO	7
	LOB	10

PITCHER		IP	WLS	BF	H	R	ER	SO	BB	IBB	HBP	BLK	WP	HR	S	P	ERA	WHIP
Kevin Gross, R ERA: 3.45	(1, 1)	9.0	W	32	5	1	1	7	0	0	0	0	0	1	67	109	1.00	0.556

PITCHER	IP	WLS	BF	H	R	ER	SO	BB	IBB	HBP	BLK	WP	HR	S	P	ERA	WHIP

Batter	1	2	3	4	5	6	7	8	9	AB	R	H	RBI	BB	SO	LOB
Tim Raines, S (1, 7) OBP: 0.401, SLG: 0.464	B B X 2-0 F9 S G4-3 1B		B B B C X 3-1 S SF8 1B		C X 0-1 ① F7			F X 0-1 ① F8	B C B X 2-1 ③ F7	5	2	2	0	0	0	1
Tom Foley, L (1, 4) OBP: 0.292, SLG: 0.325 Rex Hudler, R (9, 4) OBP: 0.400, SLG: 0.368	1 SAFE B X 1-0 ① F9 1-3		1 SAFE 1 SAFE B B B F F F F B F 3-2 ② F X SF8 1-H		F B X 1-1 ② G5-3			B X 1-0 1B 1B		3 0	0 0	1 0	1 0	0 0	0 0	1 0
Wallace Johnson, S (1, 3) OBP: 0.379, SLG: 0.520 Otis Nixon, S (8, 8) OBP: 0.309, SLG: 0.288	B B F X 2-1 ② G4-3 3-H		B X 1-0 HR		C B X 1-1 ③ F8			X 0-0 1-2 1B		4 0	1 0	2 0	2 0	0 0	0 0	0 0
Mike Aldrete, L (1, 9) OBP: 0.257, SLG: 0.138 (8, 3)	X 0-0 1B		C B F B S 2-3 ③ K			B C S S 1-3 ① K		B B F S S 2-3 ② K		4	0	1	0	0	3	2
Tim Wallach, R (1, 5) OBP: 0.333, SLG: 0.407	B B C X 2-1 ③ F9			B F B X 2-1 ① G5-3		B B X 2-0 ② F9		S F B B X 2-2 ③ F8		4	0	0	0	0	0	3
Dave Martinez, L (1, 8) OBP: 0.277, SLG: 0.290 (8, 9)		B F C X 1-2 ① G3		C B X 1-1 S 1B		B X 1-0 ③ G5-3			B C F S 1-3 ① K	4	0	1	0	0	1	0
Nelson Santovenia, R (1, 2) OBP: 0.386, SLG: 0.400	C X 0-1 ② F9			1 SAFE C B X 1-1 ② P3 1-2			B F S F X 1-2 ① L6		X 0-0 2B SH1-3 1B	4	1	1	0	0	0	1
Spike Owen, S (1, 6) OBP: 0.367, SLG: 0.429		B X 1-0 ③ P4		I I I I 4-0 IBB			C B C X 1-2 ② F7		B B C X 2-1 SH1-3 2B 1-3	3	0	1	0	1	0	0
Dennis Martinez, R (1, 1) OBP: 0.059, SLG: 0.059 Tim Burke, R (9, 1)			B C F X 1-2 ① G5-3	S F B B X 2-2 ③ G4-3			X 0-0 ③ F9		X 0-0 ② SH1-3 2-3 3-H	3 0	0 0	0 0	1 0	0 0	0 0	2 0
Inning Stats	R: 1 H: 2 E: 0 LOB: 1 K: 0 BB: 0 S: 7 P: 14	R: 0 H: 0 E: 0 LOB: 0 K: 0 BB: 0 S: 6 P: 8	R: 2 H: 2 E: 0 LOB: 0 K: 1 BB: 0 S: 15 P: 25	R: 0 H: 1 E: 0 LOB: 2 K: 0 BB: 1 S: 9 P: 19	R: 0 H: 0 E: 0 LOB: 0 K: 0 BB: 0 S: 6 P: 8	R: 0 H: 0 E: 0 LOB: 0 K: 1 BB: 0 S: 5 P: 9	R: 0 H: 0 E: 0 LOB: 0 K: 0 BB: 0 S: 8 P: 10	R: 0 H: 2 E: 0 LOB: 2 K: 1 BB: 0 S: 10 P: 15	R: 1 H: 2 E: 0 LOB: 1 K: 1 BB: 0 S: 10 P: 15	1B: 7 SF: 1 2B: 1 SAC: 1 3B: 0 DP: 0 HR: 1 HBP: 0						WP: 0 PA: 37 PB: 0 SB: 4 CS: 0	

TOP

Montreal Expos @ Houston Astros

Astrodome, Houston, TX

Tue May 09 1989, 8:05 PM EDT

Att. 10,665 - Dome

livebaseballscorecards.com

AB	34
R	4
H	9
RBI	4
BB	1
SO	4
LOB	10

PITCHER		IP	WLS	BF	H	R	ER	SO	BB	IBB	HBP	BLK	WP	HR	S	P	ERA	WHIP
Mike Scott, R ERA: 2.88	(1, 1)	8.0	L	32	7	3	3	3	0	1	0	0	0	1	66	108	3.38	0.875
Juan Agosto, L ERA: 6.0	(9, 1)	1.0		5	2	1	1	1	0	0	0	0	0	0	10	15	9.00	2.000

PITCHER	IP	WLS	BF	H	R	ER	SO	BB	IBB	HBP	BLK	WP	HR	S	P	ERA	WHIP

Batter	1	2	3	4	5	6	7	8	9	AB	R	H	RBI	BB	SO	LOB
Billy Hatcher, R (1, 8) OBP: 0.252, SLG: 0.295	G5-3		P2		G5-3			FC5-4		4	0	0	0	0	0	1
Rafael Ramirez, R (1, 6) OBP: 0.281, SLG: 0.306	G1-3		L4			1B		G4-3 1B		4	0	2	0	0	0	0
Bill Doran, S (1, 4) OBP: 0.326, SLG: 0.459	E4 BB		F7			K		G4-3		4	0	0	0	0	1	3
Glenn Davis, R (1, 3) OBP: 0.343, SLG: 0.525	BB			G5-3		P5			B5-3	3	0	0	0	1	0	1
Terry Puhl, L (1, 7) OBP: 0.381, SLG: 0.426	G1-3			S BB		F8			S 2B BB	2	1	0	0	2	0	3
Kevin Bass, S (1, 9) OBP: 0.389, SLG: 0.426		G6-3		F7			F7		1B SF8 2B	4	1	1	1	0	0	1
Ken Caminiti, S (1, 5) OBP: 0.320, SLG: 0.381		1B		F7			K		1B	4	0	2	0	0	1	1
Craig Biggio, R (1, 2) OBP: 0.327, SLG: 0.326		F9			G5-3		K		SF8	3	0	0	0	0	1	1
Alan Ashby, S (9, PH) OBP: 0.257, SLG: 0.213										0	0	0	1	0	0	0
Mike Scott, R (1, 1) OBP: 0.188, SLG: 0.188		K			G6-3			FC5-4 BB	P6	2	0	0	0	0	1	1
Greg Gross, L (8, PH) OBP: 0.400, SLG: 0.250										0	0	0	0	1	0	0
Eric Yelding, R (8, PR)										0	0	0	0	0	0	0
Juan Agosto, L (9, 1)										0	0	0	0	0	0	0
Craig Reynolds, L (9, PH) OBP: 0.194, SLG: 0.212										1	0	0	0	0	0	1
Inning Stats	R: 0 E: 1 K: 0 S: 10 H: 0 LOB: 2 BB: 1 P: 20	R: 0 E: 0 K: 1 S: 7 H: 1 LOB: 1 BB: 0 P: 9	R: 0 E: 0 K: 0 S: 11 H: 0 LOB: 0 BB: 0 P: 12	R: 0 E: 0 K: 0 S: 11 H: 0 LOB: 1 BB: 1 P: 18	R: 0 E: 0 K: 0 S: 6 H: 0 LOB: 0 BB: 0 P: 8	R: 0 E: 0 K: 1 S: 10 H: 1 LOB: 1 BB: 0 P: 14	R: 0 E: 0 K: 2 S: 8 H: 0 LOB: 0 BB: 0 P: 11	R: 0 E: 0 K: 0 S: 7 H: 1 LOB: 2 BB: 1 P: 12	R: 2 E: 0 K: 0 S: 9 H: 2 LOB: 1 BB: 1 P: 16	1B: 4 2B: 1 3B: 0 HR: 0	SF: 1 SAC: 0 DP: 1 HBP: 0						

PITCHER	IP	WLS	BF	H	R	ER	SO	BB	IBB	HBP	BLK	WP	HR	S	P	ERA	WHIP
Dennis Martinez, R (1, 1) ERA: 3.24	8.1	W	34	5	2	2	4	4	0	0	0	0	0	77	118	2.16	1.080
Tim Burke, R (9, 1) ERA: 4.91	0.2	S	2	0	0	0	0	0	0	0	0	0	0	2	2	0.00	0.000

PITCHER	IP	WLS	BF	H	R	ER	SO	BB	IBB	HBP	BLK	WP	HR	S	P	ERA	WHIP

Montreal Expos @ Houston Astros

Astrodome, Houston, TX

Tue May 09 1989, 8:05 PM EDT

Att. 10,665 - Dome

BOTTOM

livebaseballscorecards.com

AB	31
R	2
H	5
RBI	2
BB	4
SO	4
LOB	13

PA: 36

WP: 0 PB: 0 SB: 2 CS: 0

Batter	1	2	3	4	5	6	7	8	9	AB	R	H	RBI	BB	SO	LOB
Tim Raines, S (1, 7) OBP: 0.407, SLG: 0.459 Mike Aldrete, L (3, 7) OBP: 0.237, SLG: 0.125 (6, 3)	K	2B 1B IBB	S 2B HBP	K 2-3			G1-3		F7	1	2	0	0	1	1	0
										3	0	0	0	0	1	2
Tom Foley, L (1, 4) OBP: 0.317, SLG: 0.386 (6, 6)	G3 2B	1-3 1B 2B 2-H 3-H	G4-3 1-H 1B 2B		1B		K			5	2	4	3	0	1	0
Wallace Johnson, S (1, 3) OBP: 0.364, SLG: 0.483 Otis Nixon, S (6, 7) OBP: 0.317, SLG: 0.297	G3 2-3	1B 2B 1B 2-H 3-H	L8		F8			L4 E 1B		4	1	1	2	0	0	3
										1	0	1	0	0	0	0
Hubie Brooks, R (1, 9) OBP: 0.293, SLG: 0.398	G4-3	2B WP 1B 1-2	G4-3 2-3		K			E4 1-2		5	1	1	0	0	1	4
Tim Wallach, R (1, 5) OBP: 0.336, SLG: 0.407	3B 1B K		1B 3-H		K2-3			L4 2-3		5	1	2	1	0	2	5
Dave Martinez, L (1, 8) OBP: 0.286, SLG: 0.343	1B 3B WP 2B		K		K			K		5	1	2	2	0	3	2
Mike Fitzgerald, R (1, 2) OBP: 0.333, SLG: 0.391	SH1-4 1B 2B 1B 3-H BB		F8		G5-3				G6-4-3 1B	4	1	2	1	1	0	0
Spike Owen, S (1, 6) OBP: 0.381, SLG: 0.430 Rex Hudler, R (6, PH) OBP: 0.381, SLG: 0.350 (6, 4)	SH1-4 1-2 2B 1B BB		WP SH3-4 BB		K				G6-4-3 1-2f	1	1	1	0	2	0	0
										2	0	0	0	0	1	1
Bryn Smith, R (1, 1) OBP: 0.231, SLG: 0.091 Andy McGaffigan, R (8, 1) Andres Galarraga, R (9, PH) OBP: 0.315, SLG: 0.439 Steve Frey, R (9, 1)	SH1-4 1-2 2-3 K		SH3-4 1-2				G6-3		1B	2	0	0	0	0	1	3
										0	0	0	0	0	0	0
										1	0	1	0	0	0	0
										0	0	0	0	0	0	0

Montreal Expos @ Houston Astros

Astrodome, Houston, TX

Wed May 10 1989, 8:05 PM EDT

Att. 9,628 - Dome - 72 F

TOP

livebaseballscorecards.com

AB	39
R	10
H	15
RBI	9
BB	4
SO	11
LOB	20

Inning Stats	1	2	3	4	5	6	7	8	9
	R: 0 E: 0 K: 1 S: 7	H: 1 LOB: 1 BB: 0 P: 13	R: 8 E: 0 K: 2 S: 19	H: 8 LOB: 3 BB: 3 P: 44	R: 2 E: 0 K: 1 S: 16	H: 2 LOB: 1 BB: 0 P: 30	R: 0 E: 0 K: 1 S: 9	H: 0 LOB: 1 BB: 1 P: 17	R: 0 E: 0 K: 2 S: 11	H: 1 LOB: 1 BB: 0 P: 17	R: 0 E: 0 K: 2 S: 9	H: 0 LOB: 0 BB: 0 P: 14	R: 0 E: 0 K: 1 S: 9	H: 0 LOB: 0 BB: 0 P: 14	R: 0 E: 1 K: 1 S: 11	H: 1 LOB: 1 BB: 0 P: 17	R: 0 E: 0 K: 0 S: 9	H: 2 LOB: 1 BB: 0 P: 12

| | | | | | | | | | |

Batter	1	2	3	4	5	6	7	8	9	AB	R	H	RBI	BB	SO	LOB
Gerald Young, S (1, 8) OBP: 0.292, SLG: 0.244	C X 0-1 ① G4-3		X 0-0 ② L6		B C C X 1-2 ③ G4-3			B X 1-0 ②③ G4-6-3 1-2f		4	0	0	0	0	0	3
Greg Gross, L (1, 7) OBP: 0.375, SLG: 0.211	B B C F F B B 4-2 1B SF8 BB		B X 1-0 ③ G4-3			C X 0-1 ① F9			B C B F B F C 3-3 ① K	3	1	0	0	1	1	0
Bill Doran, S (1, 4) OBP: 0.328, SLG: 0.460 Alex Trevino, R (6, 5) OBP: 0.176, SLG: 0.125	S F B X 1-2 1-3 1B			B B C B X 3-1 ① F9		F B X 1-1 ② G6-3			B B X 2-0 ② G5-3	2 2	0 0	1 0	0 0	0 0	0 0	0 0
Glenn Davis, R (1, 3) OBP: 0.336, SLG: 0.516 Juan Agosto, L (8, 1) Billy Hatcher, R (9, PH) OBP: 0.259, SLG: 0.311	B 1 B F X SAFE 2-1 ② SF8 3-H			C S X 0-2 ② G6-3		B F S B X 2-2 ③ G4-3			S B C X 1-2 2B	2 0 1	0 0 0	0 0 1	1 0 0	0 0 0	0 0 0	0 0 0
Kevin Bass, S (1, 9) OBP: 0.377, SLG: 0.411	1 P X SAFE 1-0 ③ G1-4-6			C X 0-1 ③ G4-1			S X 0-1 ① F8		F F S 0-3 ③ K	4	0	0	0	0	1	2
Ken Caminiti, S (1, 5) OBP: 0.323, SLG: 0.391 Eric Yelding, R (6, 6)		B B C C F X 2-2 ① P5			X 0-0 2B 2B		X 0-0 ② F7			2 1	0 0	1 0	0 0	0 0	0 0	0 0
Rafael Ramirez, R (1, 6) OBP: 0.285, SLG: 0.317 Larry Andersen, R (6, 1) OBP: 1.000, SLG: 1.000 Terry Puhl, L (7, PH) OBP: 0.375, SLG: 0.418 (8, 3)		B B C F F X 2-2 ② G1-3			C B X 1-1 2-3 2B		B X 1-0 ③ G3			2 0 1	0 0 0	1 0 0	0 0 0	0 0 0	0 0 0	0 0 0
Craig Biggio, R (1, 2) OBP: 0.327, SLG: 0.311		S B F F X 1-2 ③ G1-3			C X 0-1 ① G1-3			C B B B 4-1 FC6-4 BB		2	0	0	0	1	0	2
Jim Clancy, R (1, 1) OBP: 0.200, SLG: 0.111 Bob Forsch, R (2, 1) OBP: 0.500, SLG: 0.500 Dan Schatzeder, L (3, 1) Craig Reynolds, L (5, PH) OBP: 0.184, SLG: 0.200 (6, 4)			C B B B X 3-1 ① G3		S B X 1-1 ② P5			C S B F X 1-2 ① FC6-4 G4-6-3 1-2f		0 0 1 2	0 0 0 0	0 0 0 0	0 0 0 0	0 0 0 0	0 0 0 0	0 0 0 3
Inning Stats	R: 1 H: 1 E: 0 LOB: 1 K: 0 BB: 1 S: 12 P: 19	R: 0 H: 0 E: 0 LOB: 0 K: 0 BB: 0 S: 12 P: 17	R: 0 H: 0 E: 0 LOB: 0 K: 0 BB: 0 S: 4 P: 8	R: 0 H: 0 E: 0 LOB: 0 K: 0 BB: 0 S: 7 P: 10	R: 0 H: 2 E: 0 LOB: 2 K: 0 BB: 0 S: 10 P: 13	R: 0 H: 0 E: 0 LOB: 0 K: 0 BB: 0 S: 7 P: 10	R: 0 H: 0 E: 0 LOB: 0 K: 0 BB: 0 S: 4 P: 5	R: 0 H: 0 E: 0 LOB: 0 K: 0 BB: 1 S: 6 P: 12	R: 0 H: 1 E: 0 LOB: 1 K: 2 BB: 0 S: 11 P: 17	1B: 1 SF: 1 2B: 3 SAC: 0 3B: 0 DP: 1 HR: 0 HBP: 0						

PITCHER	IP	WLS	BF	H	R	ER	SO	BB	IBB	HBP	BLK	WP	HR	S	P	ERA	WHIP
Bryn Smith, R (1, 1) ERA: 2.39	7.0	W	25	3	1	1	0	1	0	0	0	0	0	56	82	1.29	0.571
Andy McGaffigan, R (8, 1) ERA: 4.12	1.0		3	0	0	0	0	1	0	0	0	0	0	6	12	0.00	1.000
Steve Frey, L (9, 1) ERA:	1.0		4	1	0	0	2	0	0	0	0	0	0	11	17	0.00	1.000

PITCHER	IP	WLS	BF	H	R	ER	SO	BB	IBB	HBP	BLK	WP	HR	S	P	ERA	WHIP

BOTTOM

Montreal Expos @ Houston Astros

Astrodome, Houston, TX

Wed May 10 1989, 8:05 PM EDT

Att. 9,628 - Dome - 72 F

livebaseballscorecards.com

AB	29
R	1
H	4
RBI	1
BB	2
SO	2
LOB	10

WP: 0	PA: 32		
PB: 0			
SB: 0			
CS: 0			

San Francisco Giants @ Montreal Expos

Olympic Stadium, Montreal, QB

Fri May 12 1989, 7:05 PM EDT

Att. 15,851 - Unknown

TOP

livebaseballscorecards.com

Batter	1	2	3	4	5	6	7	8	9	AB	R	H	RBI	BB	SO	LOB
Brett Butler, L (1, 8) OBP: 0.403, SLG: 0.388	F8		4-3 2-3		6-3			E 1B 1B		4	1	1	0	0	0	1
Donell Nixon, R (1, 9) OBP: 0.297, SLG: 0.324	2-3		S 3-H 1B			6-3		E4 1-H 1B		4	0	2	1	0	0	0
Tracy Jones, R (9, 9) OBP: 0.150, SLG: 0.132										0	0	0	0	0	0	0
Will Clark, L (1, 3) OBP: 0.441, SLG: 0.554	F8		F7 1-2			4-3		4-3		4	0	0	0	0	0	2
Kevin Mitchell, R (1, 7) OBP: 0.356, SLG: 0.669		P4		5-3		F8		G4-3 IBB		3	0	0	0	1	0	0
Ernest Riles, L (1, 5) OBP: 0.375, SLG: 0.438		1B 1B		E 1B			G3	G4-3 1-2f		4	0	2	0	0	0	2
Chris Speier, R (8, 5) OBP: 0.318, SLG: 0.222										0	0	0	0	0	0	0
Terry Kennedy, L (1, 2) OBP: 0.345, SLG: 0.453		G5-4-3 1-2 1B		L8			4-3		L4	4	0	1	0	0	0	1
Robby Thompson, R (1, 4) OBP: 0.344, SLG: 0.393		G5-4-3 1-2f		K 1-2			3B		K	4	0	1	0	0	2	3
Jose Uribe, S (1, 6) OBP: 0.275, SLG: 0.315			4-3 SH5-4 1B 1B		P5		IBB		2B	3	1	2	0	1	0	0
Rick Reuschel, R (1, 1) OBP: 0.111, SLG: 0.059			SH5-4 1-2		6-3		6-3		K2-3	3	0	0	0	0	1	3
Rich Gossage, R (9, 1)										0	0	0	0	0	0	0

	AB	33
	R	2
	H	9
	RBI	1
	BB	2
	SO	3
	LOB	12

Inning Stats	1	2	3	4	5	6	7	8	9
	R: 0 E: 0 K: 0 S: 3	H: 0 LOB: 0 BB: 0 P: 3	R: 0 E: 0 K: 0 S: 4	H: 2 LOB: 1 BB: 0 P: 4	R: 1 E: 0 K: 0 S: 5	H: 2 LOB: 1 BB: 0 P: 5	R: 0 E: 1 K: 1 S: 6	H: 1 LOB: 1 BB: 0 P: 6	R: 0 E: 0 K: 0 S: 3	H: 0 LOB: 0 BB: 0 P: 3	R: 0 E: 0 K: 0 S: 3	H: 0 LOB: 0 BB: 0 P: 3	R: 0 E: 0 K: 0 S: 4	H: 1 LOB: 2 BB: 1 P: 8	R: 1 E: 1 K: 0 S: 4	H: 2 LOB: 1 BB: 1 P: 8	R: 0 E: 0 K: 2 S: 8	H: 1 LOB: 1 BB: 0 P: 8

	1B: 7	SF: 0
	2B: 1	SAC: 1
	3B: 1	DP: 2
	HR: 0	HBP: 0

	WP: 0	PA: 36
	PB: 0	
	SB: 1	
	CS: 0	

PITCHER		IP	WLS	BF	H	R	ER	SO	BB	IBB	HBP	BLK	WP	HR	S	P	ERA	WHIP
Pascual Perez, R ERA: 5.21	(1, 1)	8.0	L	32	8	2	1	1	0	2	0	0	0	0	32	40	1.12	1.000
Joe Hesketh, L ERA: 9.0	(9, 1)	1.0		4	1	0	0	2	0	0	0	0	0	0	8	8	0.00	1.000

PITCHER	IP	WLS	BF	H	R	ER	SO	BB	IBB	HBP	BLK	WP	HR	S	P	ERA	WHIP

San Francisco Giants @ Montreal Expos

Olympic Stadium, Montreal, QB

Fri May 12 1989, 7:05 PM EDT

Att. 15,851 - Unknown

livebaseballscorecards.com

BOTTOM

Batter	1	2	3	4	5	6	7	8	9	AB	R	H	RBI	BB	SO	LOB
Tim Raines, S (1, 7) OBP: 0.403, SLG: 0.461	4-3 FC6-2 2B		4-3			G3			F7	4	0	1	0	0	0	0
Tom Foley, L (1, 4) OBP: 0.314, SLG: 0.380	4-3 2-3			F8		F7			G3 1B 1B	4	1	1	0	0	0	1
Andres Galarraga, R (1, 3) OBP: 0.321, SLG: 0.436	FC6-2 3-H			BBB 4-0 G6-4-3 BB			S 1B		G3 1-2	3	0	1	0	1	0	2
Hubie Brooks, R (1, 9) OBP: 0.292, SLG: 0.394	P4			G6-4-3 1-2f			F9		CS 1B 2-H	4	0	1	1	0	0	3
Otis Nixon, S (9, PR) OBP: 0.317, SLG: 0.297										0	0	0	0	0	0	0
Tim Wallach, R (1, 5) OBP: 0.328, SLG: 0.397		F7			F9		SSS K		CS 1-2	3	0	0	0	0	1	1
Dave Martinez, L (1, 8) OBP: 0.288, SLG: 0.343		F7			1B 1B		F8 1-2			3	0	1	0	0	0	1
Nelson Santovenia, R (1, 2) OBP: 0.385, SLG: 0.398 Mike Fitzgerald, R (9, 2) OBP: 0.333, SLG: 0.391	SSS K				G4-6-3 1-3			SSS K		3 0	0 0	1 0	0 0	0 0	2 0	0 0
Spike Owen, S (1, 6) OBP: 0.371, SLG: 0.417			F9		G4-6-3 1-2f			4-3		3	0	0	0	0	0	2
Pascual Perez, R (1, 1) OBP: 0.154, SLG: 0.231 Mike Aldrete, L (8, PH) OBP: 0.231, SLG: 0.121 Joe Hesketh, R (9, 1) OBP: 1.000, SLG: 1.000			4-3			L8		6-3		2 1 0	0 0 0	0 0 0	0 0 0	0 0 0	0 0 0	0 0 0
Inning Stats	R: 0 H: 1 E: 0 LOB: 1 K: 0 BB: 0 S: 4 P: 4	R: 0 H: 0 E: 0 LOB: 0 K: 1 BB: 0 S: 5 P: 5	R: 0 H: 0 E: 0 LOB: 0 K: 0 BB: 0 S: 3 P: 3	R: 0 H: 0 E: 0 LOB: 0 K: 0 BB: 1 S: 2 P: 6	R: 0 H: 2 E: 0 LOB: 1 K: 0 BB: 0 S: 4 P: 4	R: 0 H: 0 E: 0 LOB: 0 K: 0 BB: 0 S: 3 P: 3	R: 0 H: 1 E: 0 LOB: 1 K: 1 BB: 0 S: 6 P: 6	R: 0 H: 0 E: 0 LOB: 0 K: 1 BB: 0 S: 5 P: 5	R: 1 H: 2 E: 0 LOB: 1 K: 0 BB: 0 S: 4 P: 4	1B: 5 SF: 0 2B: 1 SAC: 0 3B: 0 DP: 2 HR: 0 HBP: 0						

	AB	30
	R	1
	H	6
	RBI	1
	BB	1
	SO	3
	LOB	10

WP: 0 PA: 32
PB: 0
SB: 1
CS: 1

PITCHER		IP	WLS	BF	H	R	ER	SO	BB	IBB	HBP	BLK	WP	HR	S	P	ERA	WHIP
Rick Reuschel, R ERA: 2.45	(1, 1)	8.2	W	31	6	1	1	3	1	0	0	0	0	0	36	40	1.04	0.808
Rich Gossage, R ERA: 0.77	(9, 1)	0.1	S	0	0	0	0	0	0	0	0	0	0	0	0	0	0.00	0.000

PITCHER	IP	WLS	BF	H	R	ER	SO	BB	IBB	HBP	BLK	WP	HR	S	P	ERA	WHIP

Batter	1	2	3	4	5	6	7	8	9	AB	R	H	RBI	BB	SO	LOB
Brett Butler, L (1, 8) OBP: 0.399, SLG: 0.383	B X 1-0 1B 3B 1B		C F B B B X 3-2 ① F8		X 0-0 ② F9			C B F C 1-3 ① K		4	1	1	0	0	1	0
Donell Nixon, R (1, 9) OBP: 0.293, SLG: 0.317	B X 1-0 S 1-3 3B 1B		B B X 2-0 ② F7		B B C C X 2-2 ③ G1-3			F B B S F B F X 3-2 ② F9		4	1	1	0	0	0	0
Will Clark, L (1, 3) OBP: 0.450, SLG: 0.592	B F F B F X 2-2 1-H 3-H SF8 3B		B C B C C X 2-2 1B			X 0-0 3B		X 0-0 G6-3		4	1	3	2	0	0	0
Kevin Mitchell, R (1, 7) OBP: 0.346, SLG: 0.650	C F B B S 2-3 ① K		X 0-0 ③ F9			C S X 0-2 ① G5-3			F B F X 1-2 ① G6-3	4	0	0	0	0	1	3
Ernest Riles, L (1, 5) OBP: 0.368, SLG: 0.433	B F B B X 2-1 ② SF8 3-H			B F F B C 2-3 ① K		F P S B F S 2-3 ② K			C B X 1-1 1B	3	0	1	1	0	2	1
Terry Kennedy, L (1, 2) OBP: 0.330, SLG: 0.430	S B C F X 1-2 ③ F7			X 0-0 ② G6-3		B S B C X 2-2 ③ F8			X 0-0 ② F8	4	0	0	0	0	0	2
Robby Thompson, R (1, 4) OBP: 0.341, SLG: 0.413		C C S 0-3 ① K		B C X 1-1 HR			C C X 0-2 ① G4-3		C 1 SAFE 1 SAFE 1 SAFE L P B S 2-3 ③ K	4	1	1	1	0	2	1
Jose Uribe, S (1, 6) OBP: 0.268, SLG: 0.307		C F B B B X 3-2 ② F7		B C C C 1-3 ③ K			B F F B F X 2-2 ② F9			3	0	0	0	0	1	0
Don Robinson, R (1, 1) OBP: 0.273, SLG: 0.409 Atlee Hammaker, S (7, 1)		B C C B S 2-3 ③ K			C B B X 2-1 ① G5-3		B F X 1-1 ③ F8			3	0	0	0	0	1	0
										0	0	0	0	0	0	0
Inning Stats	R: 3 E: 0 K: 1 S: 15 H: 3 LOB: 0 BB: 0 P: 24	R: 0 E: 0 K: 2 S: 9 H: 0 LOB: 0 BB: 0 P: 14	R: 0 E: 0 K: 0 S: 8 H: 1 LOB: 1 BB: 0 P: 15	R: 1 E: 0 K: 2 S: 9 H: 1 LOB: 0 BB: 0 P: 13	R: 0 E: 0 K: 0 S: 6 H: 0 LOB: 0 BB: 0 P: 10	R: 0 E: 0 K: 1 S: 12 H: 1 LOB: 1 BB: 0 P: 15	R: 0 E: 0 K: 0 S: 9 H: 0 LOB: 0 BB: 0 P: 12	R: 0 E: 0 K: 1 S: 9 H: 0 LOB: 0 BB: 0 P: 13	R: 0 E: 0 K: 1 S: 10 H: 1 LOB: 1 BB: 0 P: 13	1B: 4 2B: 0 3B: 2 HR: 1	SF: 1 SAC: 0 DP: 0 HBP: 0						

TOP

San Francisco Giants @ Montreal Expos

Olympic Stadium, Montreal, QB

Sat May 13 1989, 3:33 AM EDT

Att. 13,029 - Unknown

livebaseballscorecards.com

AB	33
R	4
H	7
RBI	4
BB	0
SO	8
LOB	7

WP: 0 PB: 0 SB: 1 CS: 0 PA: 34

PITCHER		IP	WLS	BF	H	R	ER	SO	BB	IBB	HBP	BLK	WP	HR	S	P	ERA	WHIP
Kevin Gross, R ERA: 3.74	(1, 1)	6.0		24	6	4	4	6	0	0	0	0	0	1	59	91	6.00	1.000
Andy McGaffigan, R ERA: 3.92	(7, 1)	1.0		3	0	0	0	0	0	0	0	0	0	0	9	12	0.00	0.000
Tim Burke, R ERA: 4.43	(8, 1)	2.0	W	7	1	0	0	2	0	0	0	0	0	0	19	26	0.00	0.500

PITCHER		IP	WLS	BF	H	R	ER	SO	BB	IBB	HBP	BLK	WP	HR	S	P	ERA	WHIP

Batter	1	2	3	4	5	6	7	8	9	AB	R	H	RBI	BB	SO	LOB
Tim Raines, S (1, 7) OBP: 0.399, SLG: 0.479	G6-3		HR			F7	F9			4	1	1	1	0	0	2
Tom Foley, L (1, 4) OBP: 0.312, SLG: 0.375	K		L4			F8		G4-6-3 1B		4	0	1	0	0	1	1
Andres Galarraga, R (1, 3) OBP: 0.311, SLG: 0.421	G5-3			F7		K		G4-6-3 1-2f		4	0	0	0	0	1	2
Hubie Brooks, R (1, 9) OBP: 0.298, SLG: 0.405		G4-3		G4-6-3 1B			1B 2B	G6-3		4	1	2	0	0	0	0
Tim Wallach, R (1, 5) OBP: 0.319, SLG: 0.384		G5-3		G4-6-3 1-2f			P4		G6-3	4	0	0	0	0	0	2
Dave Martinez, L (1, 8) OBP: 0.286, SLG: 0.365		3B			G4-3		F9		G4-3	4	0	1	0	0	0	1
Mike Fitzgerald, R (1, 2) OBP: 0.345, SLG: 0.400		G1-3			G6-3		HR 2-H 1B		S 1B	4	2	2	1	0	0	1
Spike Owen, S (1, 6) OBP: 0.375, SLG: 0.450			F8		G4-3		1-H HR		1-H 1B	4	1	2	3	0	0	0
Kevin Gross, R (1, 1) OBP: 0.188, SLG: 0.071			K			BB	BB			1	0	0	0	0	1	0
Otis Nixon, S (6, PH) OBP: 0.325, SLG: 0.297										0	0	0	0	1	0	0
Andy McGaffigan, R (7, 1)										0	0	0	0	0	0	0
Mike Aldrete, L (7, PH) OBP: 0.250, SLG: 0.121										0	0	0	0	1	0	0
Tim Burke, R (8, 1)										0	0	0	0	0	0	0
Inning Stats	R: 0 E: 0 K: 1 S: 7 H: 0 LOB: 0 BB: 0 P: 9	R: 0 E: 0 K: 0 S: 13 H: 1 LOB: 1 BB: 0 P: 19	R: 1 E: 0 K: 1 S: 7 H: 1 LOB: 0 BB: 0 P: 11	R: 0 E: 0 K: 0 S: 6 H: 1 LOB: 0 BB: 0 P: 8	R: 0 E: 0 K: 0 S: 6 H: 0 LOB: 0 BB: 0 P: 7	R: 0 E: 0 K: 1 S: 10 H: 0 LOB: 1 BB: 1 P: 14	R: 3 E: 0 K: 0 S: 19 H: 3 LOB: 1 BB: 1 P: 33	R: 0 E: 0 K: 0 S: 7 H: 1 LOB: 0 BB: 0 P: 10	R: 1 E: 0 K: 0 S: 9 H: 2 LOB: 1 BB: 0 P: 15	1B: 5 2B: 1 3B: 1 HR: 2	SF: 0 SAC: 0 DP: 2 HBP: 0			WP: 0 PB: 0 SB: 1 CS: 0	PA: 35		

PITCHER		IP	WLS	BF	H	R	ER	SO	BB	IBB	HBP	BLK	WP	HR	S	P	ERA	WHIP
Don Robinson, R ERA: 4.14	(1, 1)	6.2		26	6	4	4	3	1	0	0	0	0	2	62	91	5.40	1.050
Atlee Hammaker, L ERA: 3.28	(7, 1)	2.0	L	9	3	1	1	0	1	0	0	0	0	0	22	35	4.50	2.000

PITCHER	IP	WLS	BF	H	R	ER	SO	BB	IBB	HBP	BLK	WP	HR	S	P	ERA	WHIP

BOTTOM

San Francisco Giants @ Montreal Expos

Olympic Stadium, Montreal, QB

Sat May 13 1989, 3:33 AM EDT

Att. 13,029 - Unknown

livebaseballscorecards.com

AB	33
R	5
H	9
RBI	5
BB	2
SO	3
LOB	9

San Francisco Giants @ Montreal Expos

Olympic Stadium, Montreal, QB

Sun May 14 1989, 3:33 AM EDT

Att. 19,835 - Unknown

TOP

livebaseballscorecards.com

Batter	1	2	3	4	5	6	7	8	9	AB	R	H	RBI	BB	SO	LOB
Brett Butler, L (1, 8) OBP: 0.395, SLG: 0.375	C B X 1-1 ① F8		F C B F F S 1-3 ② K			B B B B 4-0 1B BB		F X 0-1 ① G4-3 2-3		3	0	0	0	1	1	1
Donell Nixon, R (1, 7) OBP: 0.289, SLG: 0.311	C T B B F X 2-2 ② L3		X 0-0 ③ B5-3			B 1 SAFE B C 1 SAFE 1 SAFE 1 SAFE C 1 SAFE 2-2 X S 1-3 1B		B X 1-0 ② G6-3 3-H		4	0	1	1	0	0	0
Will Clark, L (1, 3) OBP: 0.438, SLG: 0.574	B F B S S 2-3 ③ K			C F F X 0-2 ① L4		F B B F X 2-2 ① P5 1-2		B F F S 1-3 ③ K		4	0	0	0	0	2	2
Candy Maldonado, R (1, 9) OBP: 0.294, SLG: 0.337		B S B S S F X 2-2 HR		C X 0-1 HR		B X 1-0 ② P5			C X 0-1 ① G6-3	4	2	2	2	0	0	2
Ernest Riles, L (1, 5) Michael LaCoss, R (6, 1) Kevin Mitchell, R (9, PH) OBP: 0.351, SLG: 0.652		X 0-0 BLK 1B		C C F S 0-3 ② K		C X 0-1 ③ F7			C C F X 0-2 F7 1B	3 0 1	0 0 0	1 0 1	0 0 0	0 0 0	1 0 0	2 0 0
Terry Kennedy, L (1, 2) OBP: 0.315, SLG: 0.410		C 1 SAFE F F 1 SAFE P 1 SAFE 1 SAFE F 1-3 ① S K		X 0-0 ③ G3-1			B F C C 1-3 ① K		S S F B X 1-2 ② F7 1-2	4	0	0	0	0	2	2
Robby Thompson, R (1, 4) OBP: 0.331, SLG: 0.400		1 SAFE C 1 SAFE X 0-1 ② F8 1-2			B C S B X 2-2 ① G6-3		B B X 2-0 ② F7		C F F C 0-3 ③ K	4	0	0	0	0	1	2
Jose Uribe, S (1, 6) OBP: 0.262, SLG: 0.299		F X 0-1 ③ P6			B B C X 2-1 ② F9		X 0-0 ③ F8			3	0	0	0	0	0	1
Mike Krukow, R (1, 1) OBP: 0.125, SLG: 0.125 Jeff Brantley, R (3, 1) Ken Oberkfell, L (6, 5) OBP: 0.182, SLG: 0.195			B X 1-0 ① G6-3		C B C C 1-3 ③ K			B F F B B X 3-2 G4-3 G6-3 2B		1 1 1	0 0 1	0 0 1	0 0 0	0 0 0	0 1 0	0 0 0
Inning Stats	R: 0 E: 0 K: 1 S: 9 H: 0 LOB: 0 BB: 0 P: 14	R: 1 E: 0 K: 1 S: 15 H: 2 LOB: 1 BB: 0 P: 17	R: 0 E: 0 K: 1 S: 7 H: 0 LOB: 0 BB: 0 P: 9	R: 1 E: 0 K: 1 S: 11 H: 1 LOB: 0 BB: 0 P: 11	R: 0 E: 0 K: 1 S: 8 H: 0 LOB: 0 BB: 0 P: 13	R: 0 E: 0 K: 0 S: 9 H: 1 LOB: 2 BB: 1 P: 18	R: 0 E: 0 K: 1 S: 5 H: 0 LOB: 0 BB: 0 P: 8	R: 1 E: 0 K: 1 S: 9 H: 1 LOB: 0 BB: 0 P: 14	R: 0 E: 0 K: 1 S: 14 H: 1 LOB: 1 BB: 0 P: 15	1B: 3 2B: 1 3B: 0 HR: 2 SF: 0 SAC: 0 DP: 0 HBP: 0							

	AB	33
	R	3
	H	6
	RBI	3
	BB	1
	SO	8
	LOB	12

WP: 0 PB: 0 SB: 1 CS: 0 PA: 34

PITCHER		IP	WLS	BF	H	R	ER	SO	BB	IBB	HBP	BLK	WP	HR	S	P	ERA	WHIP
Dennis Martinez, R ERA: 3.26	(1, 1)	8.0	W	30	5	3	3	7	1	0	0	1	0	2	73	104	3.38	0.750
Tim Burke, R ERA: 4.22	(9, 1)	1.0	S	4	1	0	0	1	0	0	0	0	0	0	14	15	0.00	1.000

PITCHER	IP	WLS	BF	H	R	ER	SO	BB	IBB	HBP	BLK	WP	HR	S	P	ERA	WHIP

Batter	1	2	3	4	5	6	7	8	9	AB	R	H	RBI	BB	SO	LOB
Tim Raines, S (1, 7) OBP: 0.399, SLG: 0.472	F C F S 0-3 ① K		B F C B F F B B 4-2 2B E 1-2 BB	X 0-0 ② G4-3		B B X 2-0 FC5-2 1B 1-2 1B		F X 0-1 ① F8		4	1	1	0	1	1	2
Tom Foley, L (1, 4) OBP: 0.325, SLG: 0.380	B F B B C X 3-2 HBP 1B		B 1 SAFE B F F F X 2-2 ① F9 2-3	B B F B B 4-1 BB		B F X 1-1 FC5-2 1-2 2-3 1B		F S B F F X 1-2 ② G3-1 1-2 2-3		4	0	2	0	1	0	4
Andres Galarraga, R (1, 3) OBP: 0.321, SLG: 0.427	1 SAFE H 1-0 1-2 HBP		1 SAFE X 0-0 E7 1B 2B 1-H 3-H 2B	S C 1 SAFE P F F C 1-3 ③ K		C X 0-1 ② FC5-2 FC4-6 1-2 2-3 3-Hf		I I I I 4-0 IBB		3	1	1	1	1	1	4
Hubie Brooks, R (1, 9) OBP: 0.295, SLG: 0.397 Tim Burke, R (9, 1)	B F X 1-1 ② F7		B X 1-0 2B BB 2-3 1B	C F B X 1-2 ① G4-3		X 0-0 ③ FC4-6 1-2f		C S B C 1-3 ③ K		5 0	1 0	1 0	0 0	0 0	1 0	8 0
Tim Wallach, R (1, 5) OBP: 0.324, SLG: 0.395	B F F F B X 2-2 ③ F9		F F 1 SAFE X 0-2 BB 1-3 3-H 2B	S X 0-1 1B			C B B F X 2-2 ① G4-3			4	0	2	1	0	0	2
Dave Martinez, L (1, 8) OBP: 0.284, SLG: 0.351 (9, 9)		B B X 2-0 ① F8	I I I I 4-0 BB IBB	1 SAFE 1 SAFE B 1 SAFE F B 1 SAFE P X 3-1 ② F8			C X 0-1 ② G3-1			3	0	0	0	1	0	1
Mike Fitzgerald, R (1, 2) OBP: 0.355, SLG: 0.385		B B C F C 2-3 ② K	B B B B 4-0 G4-6-3 1-2 2-3 3-H BB	B X 1-0 ③ G5-3			B B B F H 4-1 CS HBP			2	0	0	1	1	1	1
Spike Owen, S (1, 6) OBP: 0.379, SLG: 0.447		B B C X 2-1 ③ F8	B C B F F X 2-2 ② ③ G4-6-3 1-2f			B B C B B B B 4-2 FC1-6 BB	B B 2-0 ③ CS 1-2	C F X 0-2 G3-1 1B 1B		3	0	1	0	1	0	3
Dennis Martinez, R (1, 1) OBP: 0.100, SLG: 0.100 Otis Nixon, S (8, PH) OBP: 0.333, SLG: 0.307 (9, 8)			X 0-0 F9 BB 2B 1B	F B X 1-1 ① G6-3		1 SAFE X 0-0 ① FC1-6 1B 1B 1-2f FC5-2		C B 1 SAFE X 1-1 G3-1 1-2 1B		3 1	1 0	1 1	0 0	0 0	0 0	1 0
Inning Stats	R: 0 E: 0 K: 1 S: 12 H: 1 LOB: 2 BB: 0 P: 19	R: 0 E: 0 K: 1 S: 6 H: 0 LOB: 0 BB: 0 P: 12	R: 4 E: 1 K: 0 S: 18 H: 4 LOB: 2 BB: 3 P: 35	R: 0 E: 0 K: 1 S: 10 H: 0 LOB: 1 BB: 1 P: 15	R: 0 E: 0 K: 0 S: 9 H: 1 LOB: 1 BB: 0 P: 13	R: 0 E: 0 K: 0 S: 9 H: 2 LOB: 3 BB: 1 P: 16	R: 0 E: 0 K: 0 S: 6 H: 0 LOB: 0 BB: 0 P: 14	R: 0 E: 0 K: 1 S: 15 H: 2 LOB: 3 BB: 1 P: 22		1B: 8 2B: 2 3B: 0 HR: 0	SF: 0 SAC: 0 DP: 1 HBP: 2		WP: 0 PB: 0 SB: 0 CS: 1	PA: 41		

PITCHER		IP	WLS	BF	H	R	ER	SO	BB	IBB	HBP	BLK	WP	HR	S	P	ERA	WHIP
Mike Krukow, R ERA: 4.19	(1, 1)	2.1	L	16	5	4	4	2	2	1	1	0	0	0	32	60	15.43	3.000
Jeff Brantley, R ERA: 3.8	(3, 1)	3.0		13	3	0	0	1	2	0	0	0	0	0	29	47	0.00	1.667
Michael LaCoss, R ERA: 2.13	(6, 1)	2.2		11	2	0	0	1	0	1	1	0	0	0	24	39	0.00	0.750

PITCHER	IP	WLS	BF	H	R	ER	SO	BB	IBB	HBP	BLK	WP	HR	S	P	ERA	WHIP

BOTTOM

San Francisco Giants @ Montreal Expos

Olympic Stadium, Montreal, QB

Sun May 14 1989, 3:33 AM EDT

Att. 19,835 - Unknown

livebaseballscorecards.com

AB	32
R	4
H	10
RBI	3
BB	6
SO	4
LOB	26

Batter	1	2	3	4	5	6	7	8	9	10	11	AB	R	H	RBI	BB	SO	LOB
Marvell Wynne, L (1, 7) (11, 9) OBP: 0.320, SLG: 0.459	C S F B S 1-3 K		F F X 0-2 F7		C X 0-1 P5		B S X 1-1 1-3 2B		P 1 SAFE F X 1-1 1-3 1B		1 SAFE F B B 1 SAFE X 2-1 1-H 1B 2B	6	1	3	1	0	1	0
Roberto Alomar, S (1, 4) OBP: 0.306, SLG: 0.319	C B F B X 2-2 G4-3		C X 0-1 F7		C B B X 2-1 G4-3		B B C B X 3-1 G4-3		1 SAFE F X 1-1 F8		X 0-0 F7	6	0	0	0	0	0	5
Tony Gwynn, L (1, 8) OBP: 0.362, SLG: 0.422	C X 0-1 S 1B			B C X 1-1 1B S 2B 1B	C X 0-1 G4-3			C F B L B F B B 4-2 G4-3 S 1B BB	C X 0-1 1-2 3-H 1B		I I I 4-0 1B IBB	4	2	3	1	2	0	0
Jack Clark, R (1, 9) OBP: 0.381, SLG: 0.325 Jerald Clark, R (11, 7)	F 1 SAFE B C F B F B F 4-2 1-2 BB			B X 1-0 P3 1-2		C C B B B C 3-3 K		C S B S 1-3 K 1-2	B S B S S 2-3 K		X 0-0 1-3 2-H 1B	5 0	0 0	1 0	1 0	1 0	3 0	4 0
Rob Nelson, L (1, 3) OBP: 0.333, SLG: 0.250	F B S X 1-2 G4-3			2 SAFE B B X 2-0 2B 2-3 1B		B X 1-0 G6-4-3 1B		B S B B X 3-1 G4-3 2-3		B S B X 2-1 G3-1	S C B B S 2-3 K	6	1	2	0	0	1	5
Benito Santiago, R (1, 2) OBP: 0.254, SLG: 0.342		B X 1-0 G5-3		B F B B B X 3-1 1-H 3-H 2B		C X 0-1 G6-4-3 1-2f		S X 0-1 3-H 1B		B S B B X 2-1 P4		5	0	2	3	0	0	1
Luis Salazar, R (1, 5) OBP: 0.257, SLG: 0.323 Mark Davis, L (8, 1)		B C B C S 2-3 K		B B F C B B X 3-2 F8			B F F S 1-3 K	C P X 1-1 L6		B F F C 1-3 K		4 1	0 0	0 0	0 0	0 0	2 1	2 0
Garry Templeton, S (1, 6) OBP: 0.262, SLG: 0.308	C F B X 1-2 G4-3			I I I 4-0 IBB			B X 1-0 G4-3		F X 0-1 L7		X 0-0 G4-3	4	0	0	0	1	0	0
Walt Terrell, L (1, 1) OBP: 0.158, SLG: 0.167 Tim Flannery, L (8, 5) OBP: 0.412, SLG: 0.357 Bip Roberts, S (9, PR) (9, 5) OBP: 0.400, SLG: 0.520			F B B S X 2-2 P5	S S F B B B F F X 2-2 G1-3			X 0-0 2B 1B		X 0-0 1B 1B 1B		B B B B 4-0 2B BB	3 1 0	0 0 2	1 1 0	0 0 0	0 0 1	0 0 0	2 0 0
Inning Stats	R: 0 E: 0 K: 1 S: 17 / H: 1 LOB: 2 BB: 1 P: 25	R: 0 E: 0 K: 1 S: 7 / H: 0 LOB: 0 BB: 0 P: 11	R: 0 E: 0 K: 0 S: 8 / H: 0 LOB: 0 BB: 0 P: 10	R: 2 E: 0 K: 0 S: 15 / H: 3 LOB: 2 BB: 1 P: 31	R: 0 E: 0 K: 0 S: 6 / H: 0 LOB: 0 BB: 0 P: 8	R: 0 E: 0 K: 1 S: 6 / H: 1 LOB: 0 BB: 0 P: 10	R: 0 E: 0 K: 1 S: 9 / H: 2 LOB: 2 BB: 0 P: 15	R: 1 E: 0 K: 1 S: 14 / H: 1 LOB: 1 BB: 1 P: 22	R: 1 E: 0 K: 1 S: 13 / H: 3 LOB: 2 BB: 0 P: 16	R: 0 E: 0 K: 1 S: 7 / H: 0 LOB: 0 BB: 0 P: 12	R: 2 E: 0 K: 1 S: 8 / H: 2 LOB: 2 BB: 2 P: 20	1B: 10 2B: 3 3B: 0 HR: 0 / SF: 0 SAC: 0 DP: 1 HBP: 0						

PITCHER		IP	WLS	BF	H	R	ER	SO	BB	IBB	HBP	BLK	WP	HR	S	P	ERA	WHIP
Bryn Smith, R ERA: 2.42	(1, 1)	7.0		29	7	2	2	4	1	1	0	0	0	0	68	110	2.57	1.143
Joe Hesketh, L ERA: 9.56	(8, 1)	0.0		1	0	1	1	0	1	0	0	0	0	0	4	8	∞	∞
Tim Burke, R ERA: 4.24	(8, 1)	2.0		10	4	1	1	2	0	0	0	0	0	0	23	30	4.50	2.000
Andy McGaffigan, R ERA: 4.37	(10, 1)	2.0	L	10	2	2	2	2	1	1	0	0	0	0	15	32	9.00	1.500

PITCHER	IP	WLS	BF	H	R	ER	SO	BB	IBB	HBP	BLK	WP	HR	S	P	ERA	WHIP

TOP

San Diego Padres @ Montreal Expos

Olympic Stadium, Montreal, QB

Mon May 15 1989, 7:05 PM EDT
Att. 12,110 - Dome

livebaseballscorecards.com

AB	45
R	6
H	13
RBI	6
BB	5
SO	8
LOB	19

WP: 0 PB: 0 SB: 3 CS: 0 PA: 50

Batter	1	2	3	4	5	6	7	8	9	10	11	AB	R	H	RBI	BB	SO	LOB
Tim Raines, S (1, 7) OBP: 0.390, SLG: 0.457	G4-3		F7		1B		FC1-6 S 1-2f 2-3			K2-3	F9	6	0	1	0	0	1	4
Tom Foley, L (1, 4) OBP: 0.322, SLG: 0.375	FC1-4 1B		F8		G4-3		G3-1 1-2 3-H			K2-3	K2-3	4	0	1	0	0	0	3
Rex Hudler, R (10, PH) OBP: 0.348, SLG: 0.318 (11, 4)												2	0	0	0	0	2	2
Andres Galarraga, R (1, 3) OBP: 0.324, SLG: 0.430	FC1-4 1-2f			2B		G4-3		K2-3		1B BB		4	1	1	0	1	1	1
Hubie Brooks, R (1, 9) OBP: 0.291, SLG: 0.390	G4-3			P3		G5-3		F9		1B 1-2		5	0	1	0	0	0	2
Tim Wallach, R (1, 5) OBP: 0.333, SLG: 0.418		SH2-3 E G6-3 1B		K2-3 2-H	2B	F7	2B			F8		5	1	3	1	0	0	2
Dave Martinez, L (1, 8) OBP: 0.277, SLG: 0.342		SH2-3 1-3		K2-3 2-3			K	P4			WP 1B 1B	2	0	0	0	0	2	1
Otis Nixon, S (8, PH) OBP: 0.337, SLG: 0.312 (9, 8)												2	1	1	0	0	0	1
Mike Fitzgerald, R (1, 2) OBP: 0.343, SLG: 0.368		G6-3 3-H			F8		1B E 1B	F8		F8		5	1	1	1	0	0	1
Spike Owen, S (1, 6) OBP: 0.380, SLG: 0.439		G4-3			L7		FC1-6 E S 1-3	P4			1B BB 1-2	4	1	1	0	1	0	0
Bryn Smith, R (1, 1) OBP: 0.267, SLG: 0.154			K		1B		E6 FC1-6 1-2 3-H	G6-3			1-2 2-H 1B							
Wallace Johnson, S (7, PH) OBP: 0.353, SLG: 0.467												2	0	1	0	0	1	0
Joe Hesketh, R (8, 1) OBP: 1.000, SLG: 1.000												1	0	0	1	0	0	1
Tim Burke, R (8, 1)												0	0	0	0	0	0	0
Junior Noboa, R (9, PH)												0	0	0	0	0	0	0
Andy McGaffigan, R (10, 1)												1	0	0	0	0	0	0
Mike Aldrete, L (11, PH) OBP: 0.268, SLG: 0.147												0	0	0	0	0	0	0
Pascual Perez, R (11, PR) OBP: 0.154, SLG: 0.231												1	0	1	1	0	0	0
												0	0	0	0	0	0	0
Inning Stats	R: 0 H: 1 E: 0 LOB: 1 K: 0 BB: 0 S: 10 P: 14	R: 1 H: 1 E: 1 LOB: 0 K: 0 BB: 0 S: 9 P: 14	R: 0 H: 0 E: 0 LOB: 0 K: 1 BB: 0 S: 8 P: 11	R: 1 H: 2 E: 0 LOB: 0 K: 1 BB: 0 S: 8 P: 10	R: 0 H: 2 E: 0 LOB: 2 K: 0 BB: 0 S: 13 P: 23	R: 0 H: 0 E: 0 LOB: 0 K: 0 BB: 0 S: 5 P: 9	R: 2 H: 2 E: 1 LOB: 1 K: 1 BB: 0 S: 14 P: 21	R: 0 H: 1 E: 0 LOB: 1 K: 1 BB: 0 S: 7 P: 9	R: 0 H: 0 E: 0 LOB: 0 K: 0 BB: 0 S: 8 P: 11	R: 0 H: 1 E: 0 LOB: 2 K: 2 BB: 1 S: 14 P: 21	R: 1 H: 2 E: 0 LOB: 2 K: 1 BB: 1 S: 16 P: 25	1B: 9 SF: 0 2B: 3 SAC: 1 3B: 0 DP: 0 HR: 0 HBP: 0						

PITCHER		IP	WLS	BF	H	R	ER	SO	BB	IBB	HBP	BLK	WP	HR	S	P	ERA	WHIP
Walt Terrell, R ERA: 3.0	(1, 1)	7.2		32	9	4	2	4	0	0	0	0	0	0	73	109	2.35	1.174
Mark Davis, L ERA: 1.71	(8, 1)	3.1	W	15	3	1	1	3	2	0	0	0	1	0	39	59	2.70	1.500

PITCHER	IP	WLS	BF	H	R	ER	SO	BB	IBB	HBP	BLK	WP	HR	S	P	ERA	WHIP

BOTTOM

San Diego Padres @ Montreal Expos

Olympic Stadium, Montreal, QB

Mon May 15 1989, 7:05 PM EDT

Att. 12,110 - Dome

livebaseballscorecards.com

AB	44
R	5
H	12
RBI	4
BB	2
SO	7
LOB	18

WP: 1 PA: 47
PB: 0
SB: 2
CS: 0

Batter	1	2	3	4	5	6	7	8	9	AB	R	H	RBI	BB	SO	LOB
Marvell Wynne, L (1, 7) OBP: 0.313, SLG: 0.436	BBBCFB 4-2 BB WP BB	X 0-0 ③ G3-1		B X 1-0 ② F8		CFBFFFBX 2-2 ② F8			BFFX 1-2 ① G4-3	4	0	0	0	1	0	1
Roberto Alomar, S (1, 4) OBP: 0.303, SLG: 0.321	X 0-0 ① B1		B X 1-0 1B 1B 2B	C B B F B C 3-3 ③ K		B B C F X 2-2 ③ G6-3			C F B X 1-2 S E1 1B	5	2	1	0	0	1	1
Tony Gwynn, L (1, 8) OBP: 0.369, SLG: 0.424	1 SAFE BCF 1 SAFE X 1-2 ② F7		X 0-0 1B E 2-3 1B	CH 1-1 HR HBP			X 0-0 ① F7		C F F B B B X 3-2 BB 2-H 1B	4	2	2	1	0	0	1
Jack Clark, R (1, 9) OBP: 0.394, SLG: 0.359 Bip Roberts, S (9, PR) OBP: 0.400, SLG: 0.520 (9, 9)	BBCBB 4-1 BB 1-2 BB	BBFX 2-1 E 1-3 3-H 1B		BBBX 3-0 1-H HR		BBBCFFC 3-3 ② K			BBBB 4-0 1-2 BB	3	1	2	3	2	1	0
										0	0	0	0	0	0	0
Rob Nelson, L (1, 3) OBP: 0.323, SLG: 0.222 Carmelo Martinez, R (9, PH) OBP: 0.272, SLG: 0.318 (9, 3)	BCBBBB 4-1 FC6-4 1-2 2-3 BB	CCSS 0-3 ① K		FBCBX 2-2 ① F7		BBSSSC 2-3 ③ K		BX 1-0 ② F8	3	0	0	0	1	2	2
										1	0	0	0	0	0	2
Benito Santiago, R (1, 2) OBP: 0.244, SLG: 0.328	BX 1-0 ③ FC6-4 1-2f	BFX 1-1 E5 1-2 3-H		CBSX 1-2 ② F9				BFX 1-1 ① P4	X 0-0 ③ F9	5	0	0	1	0	0	6
Tim Flannery, L (1, 5) OBP: 0.400, SLG: 0.348		CBCBFX 2-2 ① F7	BX 1-0 ② F7	BX 1-0 WP 1B				BBX 2-0 ② G6-3		4	0	1	0	0	0	2
Luis Salazar, R (1, 6) OBP: 0.257, SLG: 0.320		BCCSS 1-3 ② K	BCBFC 2-3 ③ K	BBCBCS 3-3 ③ K 1-2				CSX 0-2 1B		4	0	1	0	0	3	3
Eric Show, R (1, 1) OBP: 0.200, SLG: 0.200 Greg Harris, R (8, 1)		SBBBBCX 3-2 1B		SCBBS 2-3 ① K		BFBX 2-1 ① F9		FX 0-1 ③ L1		4	0	1	0	0	1	1
										0	0	0	0	0	0	0
Inning Stats	R: 0 E: 0 K: 0 S: 9 H: 0 LOB: 3 BB: 3 P: 23	R: 0 E: 0 K: 1 S: 11 H: 1 LOB: 1 BB: 0 P: 17	R: 2 E: 1 K: 2 S: 13 H: 3 LOB: 2 BB: 0 P: 20	R: 0 E: 0 K: 2 S: 7 H: 0 LOB: 0 BB: 0 P: 13	R: 2 E: 0 K: 1 S: 12 H: 2 LOB: 1 BB: 0 P: 23	R: 0 E: 0 K: 0 S: 11 H: 0 LOB: 0 BB: 0 P: 17	R: 0 E: 0 K: 2 S: 8 H: 0 LOB: 0 BB: 0 P: 13	R: 0 E: 0 K: 0 S: 8 H: 1 LOB: 1 BB: 0 P: 11	R: 1 E: 1 K: 0 S: 12 H: 1 LOB: 2 BB: 1 P: 22	1B: 6 2B: 1 3B: 0 HR: 1 SF: 0 SAC: 0 DP: 0 HBP: 1						

TOP

San Diego Padres @ Montreal Expos

Olympic Stadium, Montreal, QB

Tue May 16 1989, 7:05 PM EDT

Att. 12,508 - Unknown

livebaseballscorecards.com

AB	37
R	5
H	8
RBI	5
BB	4
SO	8
LOB	19

WP: 2 PB: 0 SB: 1 CS: 0 PA: 42

PITCHER		IP	WLS	BF	H	R	ER	SO	BB	IBB	HBP	BLK	WP	HR	S	P	ERA	WHIP
Brian Holman, R ERA: 4.74	(1, 1)	5.0	L	26	6	4	4	6	3	0	1	0	2	1	52	96	7.20	1.800
Mark Gardner, R ERA:	(6, 1)	2.0		6	0	0	0	2	0	0	0	0	0	0	19	30	0.00	0.000
Andy McGaffigan, R ERA: 4.13	(8, 1)	1.1		6	1	1	0	0	0	0	0	0	0	0	14	19	0.00	0.750
Steve Frey, L ERA:	(9, 1)	0.2		4	1	0	0	0	1	0	0	0	0	0	6	14	0.00	3.000

PITCHER	IP	WLS	BF	H	R	ER	SO	BB	IBB	HBP	BLK	WP	HR	S	P	ERA	WHIP

Batter	1	2	3	4	5	6	7	8	9	AB	R	H	RBI	BB	SO	LOB
Tim Raines, S (1, 7) OBP: 0.393, SLG: 0.470	B B X 2-0 1B 3B		C B X 1-1 ② F7		B C B B B 4-1 1-2 2-3 BB		B X 1-0 ③ F7			3	1	1	0	1	0	1
Tom Foley, L (1, 4) (9, 5) OBP: 0.320, SLG: 0.370	C F X 0-2 G4-3 3-H 1B		C X 0-1 ③ F9		C B B F S 2-3 ③ K			B F X 1-1 ① P2		4	0	1	1	0	1	3
Wallace Johnson, S (1, 3) OBP: 0.316, SLG: 0.412	B 1 SAFE B X 2-0 ① G4-3 1-2			C B B X 2-1 ① G4-3		B X 1-0 ① G4-3		C F F F B S 1-3 ② K		4	0	0	0	0	1	1
Mike Aldrete, L (1, 9) OBP: 0.311, SLG: 0.167	B B B C B 4-1 G6-4-3 BB			C S X 0-2 ② L5		B X 1-0 E4 PB SF8 1B		B S B B B 4-1 1B BB		2	1	1	0	2	0	0
Tim Wallach, R (1, 5) OBP: 0.331, SLG: 0.416 Rex Hudler, R (8, PR) OBP: 0.348, SLG: 0.318 (9, 4)	B F X 1-1 ② ③ G6-4-3 1-2f			F S X 0-2 ③ F9		B X 1-0 ② SF8 2-H		B C B F X 2-2 1-3 1B		3 0	0 0	1 0	1 0	0 0	0 0	2 0
Dave Martinez, L (1, 8) OBP: 0.287, SLG: 0.341 Steve Frey, R (9, 1)		B B C B F B 4-2 PO G3 BB			F F B S 1-3 ① K	X 0-0 ③ 1B		B 1 SAFE B S 1 SAFE B F X 3-2 ③ F7		3 0	0 0	1 0	0 0	1 0	1 0	2 0
Marty Pevey, L (1, 2)		1 SAFE C B 1 SAFE B B 1 SAFE 1 SAFE F 3-2 1 SAFE F X ① G3 1-2			F F X 0-2 ② F8		F B S B F S 2-3 ① K		X 0-0 ① F8	4	0	0	0	0	1	1
Spike Owen, S (1, 6) OBP: 0.383, SLG: 0.436		B X 1-0 ② P4			B B B C F B 4-2 BB 1B BB		X 0-0 1B		C B X 1-1 ② F7	3	0	1	0	1	0	1
Brian Holman, R (1, 1) OBP: 0.167, SLG: 0.167 Junior Noboa, R (5, PH) OBP: 0.600, SLG: 0.500 Mark Gardner, R (6, 1) Andres Galarraga, R (7, PH) OBP: 0.322, SLG: 0.426 Andy McGaffigan, R (8, 1) Otis Nixon, S (9, 8) OBP: 0.333, SLG: 0.308		F B 2 SAFE 1-1 ③ PO 2-3	B C C B S 2-3 ① K		X 0-0 BB 1-2 1B		B F B C F X 2-2 ② F9		X 0-0 ③ F7	1 1 0 1 0 1	0 0 0 0 0 0	0 1 0 0 0 0	0 0 0 0 0 0	0 0 0 0 0 0	1 0 0 0 0 0	0 0 0 1 0 0
Inning Stats	R: 1 H: 2 E: 0 LOB: 1 K: 0 BB: 1 S: 8 P: 17	R: 0 H: 0 E: 0 LOB: 0 K: 0 BB: 1 S: 8 P: 17	R: 0 H: 0 E: 0 LOB: 0 K: 1 BB: 0 S: 7 P: 10	R: 0 H: 0 E: 0 LOB: 0 K: 0 BB: 0 S: 8 P: 10	R: 0 H: 1 E: 0 LOB: 3 K: 2 BB: 2 S: 13 P: 24	R: 1 H: 2 E: 1 LOB: 1 K: 0 BB: 0 S: 4 P: 7	R: 0 H: 1 E: 0 LOB: 1 K: 1 BB: 0 S: 10 P: 15	R: 0 H: 1 E: 0 LOB: 2 K: 1 BB: 1 S: 14 P: 25	R: 0 H: 0 E: 0 LOB: 0 K: 0 BB: 0 S: 4 P: 5	1B: 6 2B: 0 3B: 1 HR: 0	SF: 1 SAC: 0 DP: 1 HBP: 0					

PITCHER		IP	WLS	BF	H	R	ER	SO	BB	IBB	HBP	BLK	WP	HR	S	P	ERA	WHIP
Eric Show, R ERA: 3.95	(1, 1)	7.2	W	32	7	2	1	5	5	0	0	0	0	0	69	119	1.17	1.565
Greg Harris, R ERA: 1.1	(8, 1)	1.1	S	4	0	0	0	0	0	0	0	0	0	0	7	11	0.00	0.000

PITCHER	IP	WLS	BF	H	R	ER	SO	BB	IBB	HBP	BLK	WP	HR	S	P	ERA	WHIP

BOTTOM

San Diego Padres @ Montreal Expos

Olympic Stadium, Montreal, QB

Tue May 16 1989, 7:05 PM EDT

Att. 12,508 - Unknown

livebaseballscorecards.com

AB	30
R	2
H	7
RBI	2
BB	5
SO	5
LOB	12

WP: 0	PA: 37		
PB: 1			
SB: 0			
CS: 0			

Batter	1	2	3	4	5	6	7	8	9	AB	R	H	RBI	BB	SO	LOB
Marvell Wynne, L (1, 7) OBP: 0.306, SLG: 0.446	B C B B C S 3-3 ① K		B X 1-0 ③ P5		X 0-0 1-H 3-H 3B		C S S 0-3 ① K		C F B X 1-2 ② G3	5	0	1	2	0	2	0
Roberto Alomar, S (1, 4) OBP: 0.300, SLG: 0.318	C X 0-1 S 1B			B C C S 1-3 ① K	C X 0-1 ③ G6-3		B F X 1-1 ② G6-3		X 0-0 ③ G5-3	5	0	1	0	0	1	1
Tony Gwynn, L (1, 8) OBP: 0.366, SLG: 0.420	C B C S 1-3 ② K 1-2			S F F F S 0-3 ② K		X 0-0 CI HR 1B	X 0-0 ③ G1-3			4	1	1	0	0	2	1
Jack Clark, R (1, 9) OBP: 0.393, SLG: 0.353 Bip Roberts, S (8, PR) OBP: 0.400, SLG: 0.520 (8, 9)	B B F F B X 3-2 ③ P6			C S B B B C 3-3 ③ K		C B X 1-1 CI HR 1-2		B B B C B 4-1 FC6-4 BB		2	1	0	0	1	1	1
										0	0	0	0	0	0	0
Rob Nelson, L (1, 3) OBP: 0.314, SLG: 0.323		S B C B S 2-3 ① K			C S B C 1-3 ① K	X 0-0 1-H 2-H HR		1 SAFE B X 1-0 ① FC6-4 1B 1-2f		4	1	1	3	0	2	1
Benito Santiago, R (1, 2) OBP: 0.244, SLG: 0.341		X 0-0 ② G6-3			C X 0-1 E 3B	B S C C 1-3 ① K		F F S 0-3 ② K		4	1	1	0	0	2	1
Tim Flannery, L (1, 5) OBP: 0.379, SLG: 0.327 Randy Ready, R (8, PH) OBP: 0.377, SLG: 0.310 (8, 5)		F B C B B C 3-3 ③ K			S B X 1-1 FC3 FC6-4 BB 3B 3-H	B B X 2-0 ② G4-3		B B F C X 2-2 1-2 1B		3	1	0	0	0	1	0
										1	0	1	0	0	0	0
Luis Salazar, R (1, 6) OBP: 0.266, SLG: 0.321			S C B B B F F X 3-2 ① G5-3		C B F F B F F F B 4-2 F B 1-2 FC6-4 BB	C X 0-1 1B		B B B S S F S 3-3 ③ K		3	0	1	0	1	1	2
Bruce Hurst, L (1, 1) OBP: 0.136, SLG: 0.050 Carmelo Martinez, R (5, PH) OBP: 0.270, SLG: 0.315 Mark Grant, R (5, 1) Jerald Clark, R (9, PH) Mark Davis, L (9, 1) Greg Harris, R (9, 1)			F B X 1-1 ② G6-3		C S B X 1-2 ② FC6-4 1-2f 2-3 3B	C B C S 1-3 ③ K			X 0-0 ① F9	1	0	0	0	0	0	0
										1	1	0	0	0	0	2
										1	0	0	0	0	1	1
										1	0	0	0	0	0	0
										0	0	0	0	0	0	0
										0	0	0	0	0	0	0

TOP

San Diego Padres @ Montreal Expos

Olympic Stadium, Montreal, QB

Wed May 17 1989, 7:05 PM EDT

Att. 10,485 - Dome

livebaseballscorecards.com

AB	35
R	6
H	7
RBI	5
BB	2
SO	13
LOB	10

Inning Stats	1	2	3	4	5	6	7	8	9			
	R: 0 E: 0 K: 2 S: 11	H: 1 LOB: 1 BB: 0 P: 18	R: 0 E: 0 K: 2 S: 7	H: 0 LOB: 0 BB: 0 P: 12	R: 0 E: 0 K: 0 S: 8	H: 0 LOB: 0 BB: 0 P: 13	R: 0 E: 0 K: 3 S: 11	H: 0 LOB: 0 BB: 0 P: 15	R: 3 E: 1 K: 1 S: 20	H: 2 LOB: 1 BB: 1 P: 27	R: 3 E: 1 K: 2 S: 13	H: 3 LOB: 1 BB: 0 P: 18
	R: 0 E: 0 K: 1 S: 6	H: 0 LOB: 0 BB: 0 P: 7	R: 0 E: 0 K: 2 S: 12	H: 1 LOB: 2 BB: 1 P: 22	R: 0 E: 0 K: 0 S: 6	H: 0 LOB: 0 BB: 0 P: 7	1B: 4 2B: 0 3B: 2 HR: 1	SF: 0 SAC: 0 DP: 0 HBP: 0	WP: 0 PB: 0 SB: 1 CS: 0	PA: 38		

PITCHER		IP	WLS	BF	H	R	ER	SO	BB	IBB	HBP	BLK	WP	HR	S	P	ERA	WHIP
Pascual Perez, R ERA: 4.97	(1, 1)	6.0	L	27	6	6	2	10	1	0	0	0	0	1	70	103	3.00	1.167
Joe Hesketh, L ERA: 8.5	(7, 1)	2.0		8	1	0	0	3	1	0	0	0	0	0	18	29	0.00	1.000
Mark Gardner, R ERA:	(9, 1)	1.0		3	0	0	0	0	0	0	0	0	0	0	6	7	0.00	0.000

PITCHER	IP	WLS	BF	H	R	ER	SO	BB	IBB	HBP	BLK	WP	HR	S	P	ERA	WHIP

Batter	1	2	3	4	5	6	7	8	9	AB	R	H	RBI	BB	SO	LOB
Tim Raines, S (1, 7) OBP: 0.399, SLG: 0.463	B B B C X 3-1 ① F9		B B B C B 4-1 WP S BB	B B C C B B 4-2 BB			F X 0-1 ① F8		B B C C B F F B 4-2 FC6-4 1-2 2-3 BB	2	0	0	0	3	0	0
Otis Nixon, S (1, 8) OBP: 0.337, SLG: 0.305	F B B B X 2-1 S 1B 1B		1 SAFE B C 1 SAFE B F 1 SAFE 1 SAFE B 3-3 ① S K 1-3	C F B C 1-3 ③ K			C B B S S B B 4-2 WP BB		C B S S S 1-3 ① K	4	1	1	0	1	3	6
Andres Galarraga, R (1, 3) OBP: 0.311, SLG: 0.410	B 1 SAFE C 1 SAFE C S S 1-3 ② K 1-2		B S B F B F F C 3-3 ② K		C X 0-1 ① F9		F B F B F F X 2-2 ② L5 1-2		B S B S S X 2-2 ② FC6-4 BB 1B 1-2f 2-3 3-H	5	0	0	1	0	2	5
Hubie Brooks, R (1, 9) OBP: 0.295, SLG: 0.386	B B B B 4-0 1B BB		B B C C S 2-3 ③ K		B B B X 3-0 ② F7		B C X 1-1 ③ F8		B X 1-0 BB 1-2 3-H 1B	4	0	1	1	1	1	2
Tim Wallach, R (1, 5) OBP: 0.346, SLG: 0.421	B X 1-0 1-2 2-H 1B			B B S B B 4-1 G6-3 2B BB	B B X 2-0 1B			F B C S 1-3 ① K	B B B B 4-0 FC5-4 1-2 2-3 BB	3	1	2	1	2	1	0
Mike Fitzgerald, R (1, 2) OBP: 0.319, SLG: 0.339	B B C C S 2-3 ③ K			1 SAFE X 0-0 ① F9	C X 0-1 ③ P6			C B C X 1-2 ② F9	X 0-0 ③ FC5-4 1-2f	5	0	0	0	0	1	7
Rex Hudler, R (1, 4) OBP: 0.320, SLG: 0.292 Tom Foley, L (6, PH) OBP: 0.315, SLG: 0.364 (7, 4)		B B C B X 3-1 ① L7		B X 1-0 ② G6-3 1-2	X 0-0 ① F8			B F B F B X 3-2 ③ G4-3		2 2	0 0	0 0	0 0	0 0	0 0	1 0
Spike Owen, S (1, 6) OBP: 0.394, SLG: 0.432		B B C F B F F X 3-2 ② F8		I I I I 4-0 2B IBB	C B B B B 4-1 G4-6-3 BB				B B B 4-0 BB 1B FC6-4 BB	1	2	0	0	3	0	0
Pascual Perez, R (1, 1) OBP: 0.200, SLG: 0.333 Mike Aldrete, L (6, PH) OBP: 0.304, SLG: 0.162 Joe Hesketh, R (7, 1) OBP: 1.000, SLG: 1.000 Mark Gardner, R (9, 1) Junior Noboa, R (9, PH) OBP: 0.667, SLG: 0.667		B C S S 1-3 ③ K		B S X 1-1 1-H 2-H 2B	B C X 1-1 ②③ G4-6-3 1-2f				X 0-0 FC6-4 BB 1B 1-2 1B	2 1 0 0 1	0 0 0 0 1	1 0 0 0 1	2 0 0 0 1	0 0 0 0 0	1 0 0 0 0	0 1 0 0 0
Inning Stats	R: 1 H: 2 E: 0 LOB: 2 K: 2 BB: 1 S: 11 P: 24	R: 0 H: 0 E: 0 LOB: 0 K: 1 BB: 0 S: 11 P: 18	R: 0 H: 0 E: 0 LOB: 1 K: 3 BB: 1 S: 12 P: 24	R: 2 H: 1 E: 0 LOB: 2 K: 1 BB: 3 S: 10 P: 25	R: 0 H: 1 E: 0 LOB: 1 K: 0 BB: 0 S: 6 P: 11	R: 0 H: 0 E: 0 LOB: 0 K: 0 BB: 1 S: 4 P: 9	R: 0 H: 0 E: 0 LOB: 1 K: 0 BB: 1 S: 10 P: 17	R: 0 H: 0 E: 0 LOB: 0 K: 1 BB: 0 S: 9 P: 14	R: 2 H: 2 E: 0 LOB: 3 K: 1 BB: 3 S: 13 P: 29	1B: 5 SF: 0 2B: 1 SAC: 0 3B: 0 DP: 1 HR: 0 HBP: 0						

PITCHER		IP	WLS	BF	H	R	ER	SO	BB	IBB	HBP	BLK	WP	HR	S	P	ERA	WHIP
Bruce Hurst, L ERA: 3.78	(1, 1)	4.0		20	3	3	3	7	4	1	0	0	1	0	44	91	6.75	1.750
Mark Grant, R ERA: 2.49	(5, 1)	4.0	W	14	1	0	0	1	2	0	0	0	1	0	29	51	0.00	0.750
Mark Davis, L ERA: 2.33	(9, 1)	0.2		7	2	2	2	1	3	0	0	0	0	0	12	28	27.00	7.500
Greg Harris, R ERA: 1.08	(9, 1)	0.1	S	1	0	0	0	0	0	0	0	0	0	0	1	1	0.00	0.000

PITCHER	IP	WLS	BF	H	R	ER	SO	BB	IBB	HBP	BLK	WP	HR	S	P	ERA	WHIP

BOTTOM

San Diego Padres @ Montreal Expos

Olympic Stadium, Montreal, QB

Wed May 17 1989, 7:05 PM EDT

Att. 10,485 - Dome

livebaseballscorecards.com

AB	32
R	5
H	6
RBI	5
BB	10
SO	9
LOB	22

Batter	1	2	3	4	5	6	7	8	9	AB	R	H	RBI	BB	SO	LOB
Willie Randolph, R (1, 4) OBP: 0.353, SLG: 0.241	B S B C C 2-3 ① K		C B B C X 2-2 S 1B		C B B S B X 3-2 ② F9	B 1-0 ③ CS 3-H	B S B F B B 4-2 2B BB	S B C B X 2-2 ② G6-3		3	1	1	0	1	1	0
Mariano Duncan, R (7, 4) OBP: 0.231, SLG: 0.275										1	0	0	0	0	0	0
Mike Davis, L (1, 7) OBP: 0.299, SLG: 0.339	C X 0-1 2B FC3-2 1B		B F 1 SAFE P 1 SAFE X 2-1 ① F9		B C B X 2-1 ③ F8	X	B C F B X 0-0 G3-1 1-H HR 2B	B C F B X 2-2 FC6-4 1B		5	1	3	1	0	0	1
Mike Marshall, R (1, 9) OBP: 0.336, SLG: 0.391	S X 0-1 FC3-2 1-3 2B		B C C I F S 1-3 ② K 1-2			C X 0-1 2B 1B 1B	X 0-0 ① P6	B B X 2-0 ③ FC6-4 1-2f		5	1	2	0	0	1	3
Eddie Murray, S (1, 3) OBP: 0.365, SLG: 0.475	F B F B B F F B 4-2 FC3-2 BB		S X 0-1 ③ G4-3			C F B F B B X 3-2 1B 1-3 2B	F C B B B B 4-2 G3-1 HR BB		X 0-0 ① P6	3	2	1	0	2	0	1
Mike Scioscia, L (1, 2) OBP: 0.339, SLG: 0.364	X 0-0 ② FC3-2 1-2 2-3 3-Hf			C F X 0-2 ① G3		X 0-0 2B 2-3 3-H 1B	B F X 1-1 ② G3-1 1-2 2-3		C B B X 2-1 ② F8	5	1	1	1	0	0	5
John Shelby, S (1, 8) OBP: 0.263, SLG: 0.206	S B B C C S 2-3 ③ K			B B X 2-0 ② F7		X 0-0 G4-3 CS 2-H 3-H 2B	I I I I 4-0 HR IBB		B F B F B F C 3-3 ③ K	4	1	1	2	1	2	3
Jeff Hamilton, R (1, 5) OBP: 0.286, SLG: 0.384		C B S B F B X 3-2 ① P4		X 0-0 2B		X 0-0 ① G4-3 2-3	X 0-0 1-H 2-H 3-H HR			4	1	2	4	0	0	1
Dave Anderson, R (1, 6) OBP: 0.271, SLG: 0.171		C X 0-1 ② G3		B B S B X 3-1 ③ P6		P P P I 4-0 S IBB	X 0-0 ③ G5-3			3	0	0	0	1	0	1
Tim Belcher, R (1, 1) OBP: 0.150, SLG: 0.200		S X 0-1 ③ G6-3			B C S X 1-2 ① F8	P B C L F S 2-3 ② K 1-2		B B X 2-0 ① F8		4	0	0	0	0	1	2
Inning Stats	R: 0 H: 2 E: 0 LOB: 3 K: 2 BB: 1 S: 15 P: 23	R: 0 H: 0 E: 0 LOB: 0 K: 0 BB: 0 S: 8 P: 11	R: 0 H: 1 E: 0 LOB: 1 K: 1 BB: 0 S: 12 P: 16	R: 0 H: 1 E: 0 LOB: 1 K: 0 BB: 0 S: 7 P: 12	R: 0 H: 0 E: 0 LOB: 0 K: 0 BB: 0 S: 8 P: 14	R: 3 H: 4 E: 0 LOB: 1 K: 1 BB: 1 S: 17 P: 23	R: 5 H: 2 E: 0 LOB: 0 K: 0 BB: 3 S: 10 P: 23	R: 0 H: 1 E: 0 LOB: 1 K: 0 BB: 0 S: 8 P: 16	R: 0 H: 0 E: 0 LOB: 0 K: 1 BB: 0 S: 7 P: 12	1B: 5 SF: 0 2B: 5 SAC: 0 3B: 0 DP: 0 HR: 1 HBP: 0						WP: 0 PA: 43 PB: 0 SB: 2 CS: 1

PITCHER		IP	WLS	BF	H	R	ER	SO	BB	IBB	HBP	BLK	WP	HR	S	P	ERA	WHIP
Kevin Gross, R ERA: 4.5	(1, 1)	7.0	L	35	10	8	8	4	3	2	0	0	0	1	77	122	10.29	1.857
Steve Frey, L ERA:	(8, 1)	2.0		7	1	0	0	1	0	0	0	0	0	0	15	28	0.00	0.500

PITCHER	IP	WLS	BF	H	R	ER	SO	BB	IBB	HBP	BLK	WP	HR	S	P	ERA	WHIP

TOP

Los Angeles Dodgers @ Montreal Expos

Olympic Stadium, Montreal, QB

Fri May 19 1989, 7:05 PM EDT

Att. 16,197 - Dome

livebaseballscorecards.com

AB	37
R	8
H	11
RBI	8
BB	5
SO	5
LOB	17

Batter	1	2	3	4	5	6	7	8	9	AB	R	H	RBI	BB	SO	LOB
Tim Raines, S (1, 7) OBP: 0.401, SLG: 0.464 Rex Hudler, R (9, 4) OBP: 0.320, SLG: 0.292	B F F X 1-2 K2 1B		F B F X 1-2 F8 ②			C X 0-1 E 1B		B B C B S X 3-2 F8 ③		4 0 2 0 0 0 0 0 0 0 0 0 0 0						
Tom Foley, L (1, 4) OBP: 0.305, SLG: 0.351 (9, 5)	B C B S 1 SAFE 2-3 K ①		C B S B B X 3-2 G4-3 ③			C X 0-1 P5 ① 1-2			C C F X 0-2 P5 ①	4 0 0 0 0 1 2						
Andres Galarraga, R (1, 3) OBP: 0.303, SLG: 0.399	F B 1 SAFE B F S 2-3 K2 ② ③ 1-2f			B X 1-0 F8 ①		B B X 2-0 F9 ②			S C S 0-3 K ②	4 0 0 0 0 2 2						
Hubie Brooks, R (1, 9) OBP: 0.288, SLG: 0.376		C C S 0-3 K ①		B F X 1-1 P4 ②		X 0-0 L8 ③			X 0-0 G4-3 ③	4 0 0 0 0 1 1						
Tim Wallach, R (1, 5) OBP: 0.346, SLG: 0.420 Mike Aldrete, L (9, 7) OBP: 0.304, SLG: 0.162		C F B B F B X 3-2 BB 1B		C C B F B C 2-3 K ③			F S X 0-2 G4-3 ①			3 0 1 0 0 1 0 0 0 0 0 0 0 0						
Dave Martinez, L (1, 8) OBP: 0.300, SLG: 0.337 Steve Frey, R (8, 1)		B B C F 1 SAFE F B B 4-2 1-2 BB			B B F F B B 4-2 FC3-6 HBP SH5-3-2 BB		F S B X 1-2 G3-1 ②			1 0 0 0 2 0 0 0 0 0 0 0 0 0						
Mike Fitzgerald, R (1, 2) OBP: 0.320, SLG: 0.328		X 0-0 F9 ②			1 SAFE H 1-0 FC3-6 HBP 1-2		C F B B F B F F F 3-2 X G6-3 ③			2 0 0 0 0 0 2						
Spike Owen, S (1, 6) OBP: 0.386, SLG: 0.421 Junior Noboa, R (9, 6) OBP: 0.667, SLG: 0.667		B B F X 2-1 P5 ③			B C F X 1-2 FC3-6 ① SH5-3-2 1-2f 2-3			C B X 1-1 F9 ①		3 0 0 0 0 0 4 0 0 0 0 0 0 0						
Kevin Gross, R (1, 1) OBP: 0.176, SLG: 0.067 Otis Nixon, S (8, 8) OBP: 0.333, SLG: 0.301			C B C B F F X 2-2 F7 ①		X 0-0 SH5-3-2 ② ③ 1-2 3-Hf			B C B F F F C 2-3 K ②		1 0 0 0 0 0 0 1 0 0 0 0 1 0						
Inning Stats	R: 0 H: 1 E: 0 LOB: 1 K: 2 BB: 0 S: 9 P: 14	R: 0 H: 1 E: 0 LOB: 2 K: 1 BB: 1 S: 13 P: 22	R: 0 H: 0 E: 0 LOB: 0 K: 0 BB: 0 S: 11 P: 17	R: 0 H: 0 E: 0 LOB: 0 K: 1 BB: 0 S: 7 P: 11	R: 0 H: 0 E: 0 LOB: 1 K: 0 BB: 1 S: 6 P: 12	R: 0 H: 1 E: 0 LOB: 1 K: 0 BB: 0 S: 6 P: 8	R: 0 H: 0 E: 0 LOB: 0 K: 0 BB: 0 S: 13 P: 17	R: 0 H: 0 E: 0 LOB: 0 K: 1 BB: 0 S: 10 P: 16	R: 0 H: 0 E: 0 LOB: 0 K: 1 BB: 0 S: 8 P: 8	1B: 3 SF: 0 2B: 2 SAC: 1 3B: 0 DP: 2 HR: 0 HBP: 1						

PITCHER	IP	WLS	BF	H	R	ER	SO	BB	IBB	HBP	BLK	WP	HR	S	P	ERA	WHIP
Tim Belcher, R (1, 1) ERA: 2.21	9.0	W	31	3	0	0	6	2	0	1	0	0	0	83	125	0.00	0.556

PITCHER	IP	WLS	BF	H	R	ER	SO	BB	IBB	HBP	BLK	WP	HR	S	P	ERA	WHIP

BOTTOM

Los Angeles Dodgers @ Montreal Expos

Olympic Stadium, Montreal, QB

Fri May 19 1989, 7:05 PM EDT

Att. 16,197 - Dome

livebaseballscorecards.com

AB	27
R	0
H	3
RBI	0
BB	2
SO	6
LOB	11

Batter	1	2	3	4	5	6	7	8	9	10	AB	R	H	RBI	BB	SO	LOB
Willie Randolph, R (1, 4) OBP: 0.349, SLG: 0.240	P6		F9		FC1-5, G4-6-3, 2-3		L4			FC4-6, 1B	5	0	1	0	0	0	1
Mike Davis, L (1, 7) OBP: 0.306, SLG: 0.373	G4-3		2B		G4-6-3, 1-2f			2B		FC4-6, G6-3, 1B, 1-2f	5	1	2	0	0	0	2
Mike Marshall, R (1, 9) OBP: 0.331, SLG: 0.383	E6, 1B, 1B		G5-3			L5		K		G6-3, 1-2	5	1	1	0	0	1	3
Eddie Murray, S (1, 3) OBP: 0.378, SLG: 0.486	2-H, 1B		K			FC3-6, 2B		IBB		1B, IBB	3	0	2	1	2	1	1
Mike Scioscia, L (1, 2) OBP: 0.341, SLG: 0.360	F8			G4-3		FC3-6, BB		P5		1-3, 2-H, 1B	4	0	1	1	1	0	3
John Shelby, S (1, 8) OBP: 0.268, SLG: 0.207		1B, G4-6-3, 1B		G3		FC3-6, 1-2f, 2-3		K		IBB	4	1	1	0	1	1	4
Jeff Hamilton, R (1, 5) OBP: 0.294, SLG: 0.388		1-3, G4-6-3, 1B		1B		G3			F8	G4-3	4	0	2	0	0	0	2
Chris Gwynn, L (10, PH) OBP: 0.310, SLG: 0.385											1	0	0	0	0	0	3
Jay Howell, R (10, 1)											0	0	0	0	0	0	0
Dave Anderson, R (1, 6) OBP: 0.250, SLG: 0.156		G4-6-3, 1-2f, 3-H		L1-5-3			4-3		F9		4	0	0	0	0	0	2
(10, 5)																	
Orel Hershiser, R (1, 1) OBP: 0.179, SLG: 0.321		G5-3			FC1-5, 2B		K		F9		4	0	1	0	0	1	0
Mariano Duncan, R (10, 6) OBP: 0.231, SLG: 0.275											0	0	0	0	0	0	0
Inning Stats	R: 1 E: 1 K: 0 S: 11 H: 2 LOB: 1 BB: 0 P: 16	R: 1 E: 0 K: 0 S: 10 H: 2 LOB: 0 BB: 0 P: 14	R: 0 E: 0 K: 1 S: 8 H: 1 LOB: 1 BB: 0 P: 13	R: 0 E: 0 K: 0 S: 8 H: 1 LOB: 1 BB: 0 P: 12	R: 0 E: 0 K: 0 S: 3 H: 1 LOB: 0 BB: 0 P: 3	R: 0 E: 0 K: 0 S: 7 H: 1 LOB: 2 BB: 1 P: 17	R: 0 E: 0 K: 1 S: 7 H: 0 LOB: 0 BB: 0 P: 9	R: 0 E: 0 K: 2 S: 12 H: 1 LOB: 2 BB: 1 P: 22	R: 0 E: 0 K: 0 S: 8 H: 0 LOB: 0 BB: 0 P: 11	R: 1 E: 0 K: 0 S: 11 H: 2 LOB: 3 BB: 2 P: 22	1B: 7 2B: 4 3B: 0 HR: 0 SF: 0 SAC: 0 DP: 2 HBP: 0						

PITCHER	IP	WLS	BF	H	R	ER	SO	BB	IBB	HBP	BLK	WP	HR	S	P	ERA	WHIP
Dennis Martinez, R (1, 1) ERA: 3.05	7.0		28	8	2	1	2	1	0	0	0	0	0	54	84	1.29	1.286
Tim Burke, R (8, 1) ERA: 3.91	2.0		8	1	0	0	2	0	1	0	0	0	0	20	33	0.00	0.500
Pascual Perez, R (10, 1) ERA: 5.04	1.0	L	7	2	1	1	0	0	2	0	0	0	0	11	22	9.00	2.000

PITCHER	IP	WLS	BF	H	R	ER	SO	BB	IBB	HBP	BLK	WP	HR	S	P	ERA	WHIP

TOP

Los Angeles Dodgers @ Montreal Expos

Olympic Stadium, Montreal, QB

Sat May 20 1989, 7:05 PM EDT

Att. 15,807 - Dome

livebaseballscorecards.com

AB	39
R	3
H	11
RBI	2
BB	4
SO	4
LOB	21

WP: 0 PA: 43
PB: 0
SB: 0
CS: 0

Batter	1	2	3	4	5	6	7	8	9	10	AB	R	H	RBI	BB	SO	LOB
Otis Nixon, S (1, 8) OBP: 0.316, SLG: 0.284	C B B X 2-1 G3 ①		S C B B C 2-3 K 1-2 ②		F B C S 1-3 K ②			B X 1-0 B2-3 ①		X 0-0 P4 ①	5	0	0	0	0	2	2
Junior Noboa, R (1, 4) OBP: 0.286, SLG: 0.286 Tom Foley, L (10, PH) OBP: 0.302, SLG: 0.348	X 0-0 G6-3 ②		X 0-0 E5 2-3		B X 1-0 F9 ③			C F B B X 2-2 F8 ②		S B C X 1-2 F9 ②	4 1	0 0	0 0	0 0	0 0	0 0	2 0
Hubie Brooks, R (1, 9) OBP: 0.285, SLG: 0.370 Rex Hudler, R (10, PR) OBP: 0.320, SLG: 0.292	B C C S 1-3 K ③		B F C X 1-2 G1-3 ③			X 0-0 F7 ①		B C S F X 1-2 F8 ③		C S B B X 2-2 1B	5 0	0 0	1 0	0 0	0 0	1 0	2 0
Tim Raines, S (1, 7) OBP: 0.401, SLG: 0.483		C B X 1-1 G4-3 BLK 1B		B C X 1-1 G4-3 ①		C C S 0-3 K ②			B B X 2-0 HR	B B C X 2-1 F9 ③	5	1	2	1	0	1	1
Tim Wallach, R (1, 5) OBP: 0.344, SLG: 0.415		B S F B X 2-2 G4-3 1-2 1B		S X 0-1 G5-3 ②		F X 0-1 G4-3 ③			C X 0-1 G6-3 ①		4	0	1	0	0	0	0
Mike Aldrete, L (1, 3) OBP: 0.280, SLG: 0.146		B C F B X 2-2 G4-3 1-2f 2-3 ① ②		B F X 1-1 G4-3 ③			B B S F F X 2-2 G4-3 ①		C F B F B B F X 3-2 G4-3 ②		4	0	0	0	0	0	2
Mike Fitzgerald, R (1, 2) OBP: 0.342, SLG: 0.343		C B B B S 3-3 K ③			B C B X 2-1 G6-3 1B 1B		C B B X 1-2 FC3-6 1B		B B B C F B 4-2 BB BB		3	1	2	0	1	1	1
Spike Owen, S (1, 6) OBP: 0.382, SLG: 0.410			C B S C 1-3 K ①		C F B X 1-2 G6-3 1-2 ①		X 0-0 FC3-6 1-2f ②		C B B B F B 4-2 1-2 BB		3	0	0	0	1	1	2
Dennis Martinez, R (1, 1) OBP: 0.182, SLG: 0.143 Dave Martinez, L (7, PH) OBP: 0.297, SLG: 0.333 Tim Burke, R (8, 1) Wallace Johnson, S (9, PH) OBP: 0.308, SLG: 0.400 Pascual Perez, R (10, 1) OBP: 0.200, SLG: 0.333			S C F F B F B B F 4-2 B E S BB		B X 1-0 2-H 1B		B C B F C 2-3 K ③		B B C B C X 3-2 F7 ③		1 1 0 1 0	0 0 0 0 0	1 0 0 0 0	1 0 0 0 0	1 0 0 0 0	0 1 0 0 0	0 1 0 2 0
Inning Stats	R: 0 H: 0 E: 0 LOB: 0 K: 1 BB: 0 S: 6 P: 9	R: 0 H: 2 E: 0 LOB: 1 K: 1 BB: 0 S: 11 P: 19	R: 0 H: 0 E: 1 LOB: 2 K: 2 BB: 1 S: 16 P: 24	R: 0 H: 0 E: 0 LOB: 0 K: 0 BB: 0 S: 6 P: 8	R: 1 H: 2 E: 0 LOB: 1 K: 1 BB: 0 S: 10 P: 16	R: 0 H: 0 E: 0 LOB: 0 K: 1 BB: 0 S: 6 P: 6	R: 0 H: 1 E: 0 LOB: 1 K: 1 BB: 0 S: 11 P: 16	R: 0 H: 0 E: 0 LOB: 0 K: 0 BB: 0 S: 8 P: 12	R: 1 H: 1 E: 0 LOB: 2 K: 0 BB: 2 S: 15 P: 31	R: 0 H: 1 E: 0 LOB: 1 K: 0 BB: 0 S: 9 P: 14	1B: 6 2B: 0 3B: 0 HR: 1	SF: 0 SAC: 0 DP: 1 HBP: 0					

PITCHER	IP	WLS	BF	H	R	ER	SO	BB	IBB	HBP	BLK	WP	HR	S	P	ERA	WHIP
Orel Hershiser, R (1, 1) ERA: 1.76	9.0	W	36	6	2	2	7	3	0	0	1	0	1	89	141	2.00	1.000
Jay Howell, R (10, 1) ERA: 0.81	1.0	S	4	1	0	0	0	0	0	0	0	0	0	9	14	0.00	1.000

PITCHER	IP	WLS	BF	H	R	ER	SO	BB	IBB	HBP	BLK	WP	HR	S	P	ERA	WHIP

BOTTOM

Los Angeles Dodgers @ Montreal Expos

Olympic Stadium, Montreal, QB

Sat May 20 1989, 7:05 PM EDT

Att. 15,807 - Dome

livebaseballscorecards.com

AB	37
R	2
H	7
RBI	2
BB	3
SO	7
LOB	15

1B: 6 SF: 0 WP: 0 PA: 40
2B: 0 SAC: 0 PB: 0
3B: 0 DP: 1 SB: 1
HR: 1 HBP: 0 CS: 0

Los Angeles Dodgers @ Montreal Expos

Olympic Stadium, Montreal, QB

Sun May 21 1989, 7:05 PM EDT

Att. 24,231 - Dome

TOP

livebaseballscorecards.com

Batter	1	2	3	4	5	6	7	8	9	AB	R	H	RBI	BB	SO	LOB
Willie Randolph, R (1, 4) OBP: 0.352, SLG: 0.242	C B X 1-1 F8 S 1B		C X 0-1 ③ F8			C B F B F F B B 4-2 2B BB		C B X 1-1 ③ FC6 1-2f		3	1	1	0	1	0	1
Mike Davis, L (1, 7) OBP: 0.303, SLG: 0.380 (6, 9)	B B C F S 2-3 ① K 1-2			X 0-0 ① G4-3		B X 1-0 1-H 2B			B B B C C F F X 3-2 ① G1-3	4	0	1	1	0	1	1
Mike Marshall, R (1, 9) OBP: 0.324, SLG: 0.374 Tim Crews, R (6, 1) Ray Searage, L (6, 1) Franklin Stubbs, L (9, PH) OBP: 0.387, SLG: 0.370	B F B X 2-1 ② F8 2-3			C F S 0-3 ② K		C F B S 1-3 ③ K2-3			C S B S 1-3 ② K	3 0 0 1	0 0 0 0	0 0 0 0	0 0 0 0	0 0 0 0	2 0 0 1	2 0 0 0
Eddie Murray, S (1, 3) OBP: 0.369, SLG: 0.473	B F X 1-1 ③ G5-3			B S B F B F S 3-3 ③ K			B S S B F X 2-2 ① G1-3		X 0-0 ③ G4-3	4	0	0	0	0	1	1
Mike Scioscia, L (1, 2) OBP: 0.341, SLG: 0.360		B C X 1-1 ① G5-3			B C X 1-1 G6-4-3 1B		X 0-0 ② B5-3			3	0	1	0	0	0	0
John Shelby, S (1, 8) OBP: 0.263, SLG: 0.203		S B S X 1-2 ② P5			F F S 0-3 ① K		F F X 0-2 ③ P6			3	0	0	0	0	1	1
Jeff Hamilton, R (1, 5) OBP: 0.286, SLG: 0.377		S B X 1-1 ③ G5-3			B X 1-0 ② ③ G6-4-3 1-2f			B X 1-0 ① F9		3	0	0	0	0	0	1
Dave Anderson, R (1, 6) OBP: 0.241, SLG: 0.149 Mariano Duncan, R (8, PH) OBP: 0.226, SLG: 0.269 (8, 6)			B F C B B X 3-2 ① G6-3			F B S S 1-3 ① K		C S B S 1-3 ② K		2 1	0 0	0 0	0 0	0 0	1 1	0 0
Mike Morgan, R (1, 1) OBP: 0.071, SLG: 0.071 Chris Gwynn, L (6, PH) OBP: 0.323, SLG: 0.393 (6, 7)			F S S 0-3 ② K			B F X 1-1 ② G5-3		C B B X 2-1 FC6 1B		1 2	0 0	0 1	0 0	0 0	1 0	0 0
Inning Stats	R: 0 H: 1 E: 0 LOB: 1 K: 1 BB: 0 S: 9 P: 15	R: 0 H: 0 E: 0 LOB: 0 K: 0 BB: 0 S: 7 P: 10	R: 0 H: 0 E: 0 LOB: 0 K: 1 BB: 0 S: 8 P: 11	R: 0 H: 0 E: 0 LOB: 0 K: 2 BB: 0 S: 8 P: 11	R: 0 H: 1 E: 0 LOB: 0 K: 1 BB: 0 S: 6 P: 8	R: 1 H: 1 E: 0 LOB: 1 K: 2 BB: 1 S: 13 P: 21	R: 0 H: 0 E: 0 LOB: 0 K: 0 BB: 0 S: 8 P: 10	R: 0 H: 1 E: 0 LOB: 1 K: 1 BB: 0 S: 8 P: 13	R: 0 H: 0 E: 0 LOB: 0 K: 1 BB: 0 S: 9 P: 13	1B: 3 SF: 0 2B: 1 SAC: 0 3B: 0 DP: 1 HR: 0 HBP: 0						

	AB	30
	R	1
	H	4
	RBI	1
	BB	1
	SO	9
	LOB	7

WP: 0 PA: 31
PB: 0
SB: 1
CS: 0

PITCHER		IP	WLS	BF	H	R	ER	SO	BB	IBB	HBP	BLK	WP	HR	S	P	ERA	WHIP
Bryn Smith, R ERA: 2.18	(1, 1)	9.0	W	31	4	1	1	9	1	0	0	0	0	0	76	112	1.00	0.556

PITCHER	IP	WLS	BF	H	R	ER	SO	BB	IBB	HBP	BLK	WP	HR	S	P	ERA	WHIP

Batter	1	2	3	4	5	6	7	8	9	AB	R	H	RBI	BB	SO	LOB
Tim Raines, S (1, 7) OBP: 0.403, SLG: 0.479	G4-3		G4-3		CS 1B	IBB				3	0	1	0	1	0	0
Dave Martinez, L (1, 8) OBP: 0.309, SLG: 0.337 Andres Galarraga, R (6, PH) OBP: 0.301, SLG: 0.396 Otis Nixon, S (7, 8) OBP: 0.316, SLG: 0.284	B1-3			2B 1B	WP BB 1-2	P4				2 1 0	1 0 0	1 0 0	0 0 0	1 0 0	0 0 0	0 3 0
Hubie Brooks, R (1, 9) OBP: 0.290, SLG: 0.380	1B			1-H 2B	P3		K			4	1	2	1	0	1	1
Mike Aldrete, L (1, 3) OBP: 0.315, SLG: 0.186	G4-3			G4-3 G5-3 2-H 2B	BB 1-2		CS BB			2	1	1	1	2	0	1
Tim Wallach, R (1, 5) OBP: 0.335, SLG: 0.404		P3		G4-3 2-3	K		SAFE 1	P5 1-2		4	0	0	0	0	1	4
Tom Foley, L (1, 4) OBP: 0.301, SLG: 0.339		G3		G5-3 IBB		G4-3	P6			3	0	0	0	1	0	1
Mike Fitzgerald, R (1, 2) OBP: 0.337, SLG: 0.352		K		G5-3 1-2 3-H		SH3-4 2B		P6		4	0	1	1	0	1	1
Spike Owen, S (1, 6) OBP: 0.385, SLG: 0.403			F9	IBB		SH3-4 BB		P5		2	0	0	0	2	0	0
Bryn Smith, R (1, 1) OBP: 0.222, SLG: 0.125			K	K		SH3-4 1-2 2-3		G6-3		3	0	0	0	0	2	2
Inning Stats	R: 0 E: 0 K: 0 S: 6 H: 1 LOB: 1 BB: 0 P: 8	R: 0 E: 0 K: 1 S: 5 H: 0 LOB: 0 BB: 0 P: 6	R: 0 E: 0 K: 1 S: 7 H: 0 LOB: 0 BB: 0 P: 12	R: 3 E: 0 K: 1 S: 15 H: 3 LOB: 2 BB: 2 P: 31	R: 0 E: 0 K: 1 S: 12 H: 1 LOB: 2 BB: 2 P: 24	R: 0 E: 0 K: 0 S: 7 H: 1 LOB: 3 BB: 2 P: 18	R: 0 E: 0 K: 1 S: 14 H: 0 LOB: 1 BB: 1 P: 23	R: 0 E: 0 K: 0 S: 7 H: 0 LOB: 0 BB: 0 P: 10		1B: 3 2B: 3 3B: 0 HR: 0	SF: 0 SAC: 1 DP: 0 HBP: 0					

PITCHER		IP	WLS	BF	H	R	ER	SO	BB	IBB	HBP	BLK	WP	HR	S	P	ERA	WHIP
Mike Morgan, R ERA: 1.22	(1, 1)	5.0	L	23	5	3	3	4	2	2	0	0	1	0	45	81	5.40	1.400
Tim Crews, R ERA: 3.15	(6, 1)	0.2		5	1	0	0	0	1	1	0	0	0	0	6	17	0.00	3.000
Ray Searage, L ERA: 1.32	(6, 1)	2.1		8	0	0	0	1	1	0	0	0	0	0	22	34	0.00	0.429

PITCHER	IP	WLS	BF	H	R	ER	SO	BB	IBB	HBP	BLK	WP	HR	S	P	ERA	WHIP

BOTTOM

Los Angeles Dodgers @ Montreal Expos

Olympic Stadium, Montreal, QB

Sun May 21 1989, 7:05 PM EDT

Att. 24,231 - Dome

livebaseballscorecards.com

AB	28
R	3
H	6
RBI	3
BB	7
SO	5
LOB	13

WP: 1 PA: 36
PB: 0
SB: 0
CS: 2

Montreal Expos @ San Francisco Giants

Candlestick Park, San Francisco, CA

Tue May 23 1989, 10:05 PM EDT

Att. 13,018 - Unknown

TOP

livebaseballscorecards.com

Batter	1	2	3	4	5	6	7	8	9	AB	R	H	RBI	BB	SO	LOB
Tim Raines, S (1, 7) OBP: 0.405, SLG: 0.487	B F F F F X 1-2 G6-4-3 1B			B X 1-0 ① P8		B F B F X 2-2 ③ F9		1 SAFE B B C F F X 2-2 1-H 2B		4	0	2	1	0	0	0
Dave Martinez, L (1, 8) OBP: 0.296, SLG: 0.322 Steve Frey, R (8, 1)	1 SAFE F X 0-1 ① F9			B X 1-0 ② G1-6-3			B X 1-0 ① F7	B S B B X 3-1 ③ F7		4 0	0 0	0 0	0 0	0 0	0 0	2 0
Hubie Brooks, R (1, 9) OBP: 0.295, SLG: 0.389	1 SAFE P F F 1 SAFE B X 2-2 ② ③ G6-4-3 1-2f			C S S 0-3 ③ K			C X 0-1 G4-3 2B		B X 1-0 G5-4-3 1B	4	0	2	0	0	1	1
Mike Aldrete, L (1, 3) OBP: 0.310, SLG: 0.191		B B F F X 2-2 ① G1-3			B X 1-0 1B 1B		C B X 1-1 ② G4-3 2-3		S B F F B S 2-3 ① K	4	0	1	0	0	1	2
Tim Wallach, R (1, 5) OBP: 0.327, SLG: 0.394		X 0-0 ② F8			1 SAFE X 0-0 ① F8		B C F F B X 2-2 ③ F9		F B C B X 2-2 ② ③ G5-4-3 1-2f	4	0	0	0	0	0	3
Tom Foley, L (1, 4) OBP: 0.309, SLG: 0.364		C X 0-1 ③ G4-3			1 SAFE B F 1 SAFE X 1-1 CS 1-3 1B			B B C B X 3-1 SF8 3B		3	1	2	0	0	0	0
Mike Fitzgerald, R (1, 2) OBP: 0.326, SLG: 0.342		F B B X 2-1 ① F8			1 SAFE S S X 0-2 ② ③ F9 1-2			X 0-0 ① SF8 3-H		2	0	0	1	0	0	2
Spike Owen, S (1, 6) OBP: 0.377, SLG: 0.393		C X 0-1 ② G3				C B X 1-1 ① G3		C X 0-1 ② F7		3	0	0	0	0	0	0
Brian Holman, R (1, 1) OBP: 0.125, SLG: 0.125 Otis Nixon, S (8, PH) (8, 8) OBP: 0.313, SLG: 0.281		B X 1-0 ③ F8				B F X 1-1 ② B2		C X 0-1 E2 2B		2 1	0 1	0 0	0 0	0 0	0 0	0 0
Inning Stats	R: 0 H: 1 E: 0 LOB: 0 K: 0 BB: 0 S: 11 P: 13	R: 0 H: 0 E: 0 LOB: 0 K: 0 BB: 0 S: 6 P: 8	R: 0 H: 0 E: 0 LOB: 0 K: 0 BB: 0 S: 5 P: 8	R: 0 H: 0 E: 0 LOB: 0 K: 1 BB: 0 S: 5 P: 7	R: 0 H: 2 E: 0 LOB: 1 K: 0 BB: 0 S: 7 P: 9	R: 0 H: 0 E: 0 LOB: 0 K: 0 BB: 0 S: 7 P: 11	R: 0 H: 1 E: 0 LOB: 1 K: 0 BB: 0 S: 9 P: 13	R: 2 H: 2 E: 1 LOB: 1 K: 0 BB: 0 S: 14 P: 22	R: 0 H: 1 E: 0 LOB: 0 K: 1 BB: 0 S: 8 P: 13	1B: 4 SF: 1 2B: 2 SAC: 0 3B: 1 DP: 2 HR: 0 HBP: 0						

AB	31
R	2
H	7
RBI	2
BB	0
SO	2
LOB	10

WP: 0 PA: 32
PB: 0
SB: 0
CS: 1

PITCHER		IP	WLS	BF	H	R	ER	SO	BB	IBB	HBP	BLK	WP	HR	S	P	ERA	WHIP
Rick Reuschel, R ERA: 2.06	(1, 1)	7.2	W	28	6	2	1	1	0	0	0	0	0	0	62	86	1.17	0.783
Michael LaCoss, R ERA: 2.3	(8, 1)	1.1	S	4	1	0	0	1	0	0	0	0	0	0	10	18	0.00	0.750

PITCHER	IP	WLS	BF	H	R	ER	SO	BB	IBB	HBP	BLK	WP	HR	S	P	ERA	WHIP

Montreal Expos @ San Francisco Giants

Candlestick Park, San Francisco, CA

Tue May 23 1989, 10:05 PM EDT

Att. 13,018 - Unknown

livebaseballscorecards.com

BOTTOM

Batter	1	2	3	4	5	6	7	8	9	AB	R	H	RBI	BB	SO	LOB
Brett Butler, L (1, 8) OBP: 0.394, SLG: 0.380	C X 0-1 FC6-4 1B		X 0-0 ① SH5-3 1-2		C C B C 1-3 ② K		C C B B F F B B 4-2 G5-3 HR BB			2	1	1	0	1	1	1
Robby Thompson, R (1, 4) OBP: 0.321, SLG: 0.408	X 0-0 ① FC6-4 1-2f		B B S B S F F X 3-2 ② G6-3 2-3		B B B C X 3-1 WP 1B 2-H 1B		1 SAFE P 1 SAFE F B B X 3-1 ② G5-3 1-2			4	1	1	1	0	0	3
Will Clark, L (1, 3) OBP: 0.457, SLG: 0.639	S B B 1 SAFE F 1 SAFE 1 SAFE B X 3-2 ② F7		B B B B 4-0 BB		1 SAFE B B B F B C B 4-2 1B 1-2 BB		B X 1-0 2-H HR			2	1	1	2	2	0	1
Kevin Mitchell, R (1, 7) OBP: 0.385, SLG: 0.691	1 SAFE B C B 1 SAFE 1 SAFE X 2-1 ③ G5-3		S B B F S 2-3 ③ K		S X 0-1 1-3 2-H 1B		B B B X 3-0 ③ F8			4	0	1	1	0	1	3
Ernest Riles, L (1, 5) OBP: 0.357, SLG: 0.437		X 0-0 ① F8		C B B B C X 3-2 ① G4-3	C X 0-1 ③ G3			B C F B S 2-3 ① K		4	0	0	0	0	1	2
Candy Maldonado, R (1, 9) OBP: 0.295, SLG: 0.308		B B X 2-0 1B		B B F X 2-1 ② G4-3		X 0-0 ① P2		F F B F H 2-2 BLK HBP		3	0	1	0	0	0	0
Terry Kennedy, L (1, 2) OBP: 0.306, SLG: 0.390		B S B X 2-1 ② F7		X 0-0 ③ G4-3		B B X 2-0 ② F8		B F 1 SAFE X 1-1 ② L7		4	0	0	0	0	0	2
Jose Uribe, S (1, 6) OBP: 0.271, SLG: 0.287		X 0-0 ③ F8			B B C X 2-1 SH1-4 1B 1B	C B B F B X 3-2 ③ P6		B B B B 4-0 1-2 BB		3	1	1	0	1	0	1
Rick Reuschel, R (1, 1) OBP: 0.167, SLG: 0.091 Michael LaCoss, R (8, 1)			B C X 1-1 G6-3 SH5-3 1B		X 0-0 ① SH1-4 1-2		C C X 0-2 ① G1-3	B S S S 1-3 ③ K		2 1	0 0	1 0	0 0	0 0	0 1	0 2
Inning Stats	R: 0 H: 1 E: 0 LOB: 1 K: 0 BB: 0 S: 8 P: 13	R: 0 H: 1 E: 0 LOB: 1 K: 0 BB: 0 S: 5 P: 9	R: 0 H: 1 E: 0 LOB: 2 K: 1 BB: 1 S: 11 P: 21	R: 0 H: 0 E: 0 LOB: 0 K: 0 BB: 0 S: 6 P: 11	R: 2 H: 3 E: 0 LOB: 2 K: 1 BB: 1 S: 14 P: 24	R: 0 H: 0 E: 0 LOB: 0 K: 0 BB: 0 S: 5 P: 10	R: 2 H: 1 E: 0 LOB: 0 K: 0 BB: 1 S: 12 P: 22	R: 0 H: 0 E: 0 LOB: 2 K: 2 BB: 1 S: 11 P: 21		1B: 6 SF: 0 2B: 0 SAC: 2 3B: 0 DP: 0 HR: 1 HBP: 1						

AB	29
R	4
H	7
RBI	4
BB	4
SO	4
LOB	15

WP: 1 PA: 36
PB: 0
SB: 0
CS: 0

PITCHER		IP	WLS	BF	H	R	ER	SO	BB	IBB	HBP	BLK	WP	HR	S	P	ERA	WHIP
Brian Holman, R ERA: 4.83	(1, 1)	7.0	L	31	7	4	4	2	3	0	0	0	1	1	61	110	5.14	1.429
Steve Frey, L ERA:	(8, 1)	1.0		5	0	0	0	2	1	0	1	1	0	0	11	21	0.00	1.000

PITCHER	IP	WLS	BF	H	R	ER	SO	BB	IBB	HBP	BLK	WP	HR	S	P	ERA	WHIP

Montreal Expos @ San Francisco Giants

Candlestick Park, San Francisco, CA

Wed May 24 1989, 10:05 PM EDT

Att. 9,889 - Unknown

TOP

livebaseballscorecards.com

Batter	1	2	3	4	5	6	7	8	9	AB	R	H	RBI	BB	SO	LOB
Tim Raines, S (1, 7) OBP: 0.407, SLG: 0.480	BBCSFBFFB 4-2 E S SF9 BB		BFBFBX 3-2 ② F9		CSBBBFB 4-2 1-2 BB			CCFC 0-3 ① K		2	1	0	0	2	1	0
Dave Martinez, L (1, 8) OBP: 0.304, SLG: 0.323	1 SAFE BBBSBB 4-1 S 1-3 BB		FBX 1-1 ③ F9		FCX 0-2 ③ G3			BBBCX 3-1 S 1B		3	0	1	0	1	0	2
Andres Galarraga, R (1, 3) OBP: 0.300, SLG: 0.392	FBBFX 2-2 ① L5			BFFX 1-2 FC6 WP 1B		SBFBS 2-3 ① K		CBBFBX 3-2 ② P4 1-2		4	0	1	0	0	1	3
Hubie Brooks, R (1, 9) OBP: 0.294, SLG: 0.384	CX 0-1 ② SF9 1-2 3-H			BFB1 SAFEFFFBB 4-2 FC6 1-2 BB		BX 1-0 ② L6		CX 0-1 ③ G5-3		2	0	0	1	1	0	1
Tim Wallach, R (1, 5) OBP: 0.320, SLG: 0.384	X 0-0 ③ G4-3			CFX 0-2 ① FC6 L4-3 1-2f 2-3		X 0-0 ③ G6-3			BBBCFFX 3-2 ① G6-3	4	0	0	0	0	0	3
Tom Foley, L (1, 4) OBP: 0.307, SLG: 0.368		BFX 1-1 ① G3		B1 SAFEX 1-0 ②③ L4-3 1-2			BBFBCFX 3-2 ① P4		BFBX 2-1 G4-3 2B	4	0	1	0	0	0	2
Marty Pevey, L (1, 2) OBP: 0.125, SLG: 0.125		FSTBBFBBX 3-2 ② G3			X 0-0 ① L1		CX 0-1 BLK 1B		BX 1-0 ② G4-3 2-3	4	0	1	0	0	0	1
Spike Owen, S (1, 6) OBP: 0.374, SLG: 0.384		BBCBCX 3-2 ③ F8			BCBX 2-1 ② F8		CCB1 SAFES 1-3 ② K		IIII 4-0 IBB	3	0	0	0	1	1	1
Kevin Gross, R (1, 1) OBP: 0.190, SLG: 0.105			FBBX 2-1 ① F5		SX 0-1 BB 1B		FBX 1-1 ③ F7 1-2		X 0-0 ③ G5-3	4	0	1	0	0	0	3

Inning Stats	1	2	3	4	5	6	7	8	9
	R: 1 E: 0 K: 0 S: 13	H: 0 LOB: 1 BB: 2 P: 22	R: 0 E: 0 K: 0 S: 10	H: 0 LOB: 0 BB: 0 P: 17	R: 0 E: 0 K: 0 S: 7	H: 0 LOB: 0 BB: 0 P: 13	R: 0 E: 0 K: 0 S: 11	H: 1 LOB: 1 BB: 1 P: 17	R: 0 E: 0 K: 0 S: 11	H: 1 LOB: 2 BB: 1 P: 17	R: 0 E: 0 K: 1 S: 5	H: 0 LOB: 0 BB: 0 P: 8	R: 0 E: 0 K: 1 S: 11	H: 1 LOB: 1 BB: 0 P: 16	R: 0 E: 0 K: 1 S: 11	H: 1 LOB: 1 BB: 0 P: 17	R: 0 E: 0 K: 0 S: 8	H: 1 LOB: 2 BB: 1 P: 18

| | | |

BOTTOM

Montreal Expos @ San Francisco Giants

Candlestick Park, San Francisco, CA

Wed May 24 1989, 10:05 PM EDT

Att. 9,889 - Unknown

livebaseballscorecards.com

Batter	1	2	3	4	5	6	7	8	9	AB	R	H	RBI	BB	SO	LOB
Brett Butler, L (1, 8) OBP: 0.397, SLG: 0.383	B X 1-0 ① B4-3		B C X 1-1 PB 1B		B X 1-0 S 1B		F B 1-1 ③ CS 2-3	C C B F X 1-2 ① P4		4	0	2	0	0	0	0
Robby Thompson, R (1, 4) OBP: 0.320, SLG: 0.404	C F S 0-3 ② K		C B 1 SAFE 1 SAFE S 1 S 1-3 ① K 1-2		B C B X 2-1 ③ G5-3 1-2			F B B S X 2-2 1B		4	0	1	0	0	2	2
Will Clark, L (1, 3) OBP: 0.453, SLG: 0.630	C X 0-1 WP 1B		F F S 0-3 ② K			B F F S 1-3 ① K		B C B F S 2-3 ② K		4	0	1	0	0	3	2
Kevin Mitchell, R (1, 7) OBP: 0.377, SLG: 0.675	C F F B F S 1-3 ③ K 1-2		B B X 2-0 ③ G4-3			C C B B F S 2-3 ② K		B C F C 1-3 ③ K		4	0	0	0	0	3	3
Ernest Riles, L (1, 5) OBP: 0.373, SLG: 0.432		B C B B F B 4-2 BB		X 0-0 ① G4-3		B B B B 4-0 BB			B B B B 4-0 WP FC4-2-5 BB	1	0	0	0	3	0	0
Candy Maldonado, R (1, 9) OBP: 0.287, SLG: 0.298		B B B B C F X 3-2 ① F7		C S S 0-3 ② K		X 0-0 ③ F5			B F B F F B X 3-2 ① L5 1-3	4	0	0	0	0	1	3
Terry Kennedy, L (1, 2) OBP: 0.307, SLG: 0.388 Donell Nixon, R (7, PR) OBP: 0.276, SLG: 0.268 Kirt Manwaring, R (8, 2) OBP: 0.281, SLG: 0.271		C S F B S 1-3 ② K		B X 1-0 G3			X 0-0 CS S 1B		B X 1-0 ② FC4-2-5 3-H	3 0 1	0 0 0	1 0 0	0 0 0	0 0 0	1 0 1	1 0 1
Jose Uribe, S (1, 6) OBP: 0.270, SLG: 0.281		P B B B 4-0 FC6-4 1-2 BB			B C X 1-1 ① G4-3		1 SAFE L P L L 1-3 ① K 1-2		C B X 1-1 ③ G3	3	0	0	0	1	1	2
Don Robinson, R (1, 1) OBP: 0.231, SLG: 0.346 Ken Oberkfell, L (7, PH) OBP: 0.155, SLG: 0.151 Rich Gossage, R (8, 1)		F X 0-1 ③ FC6-4 1-2f			B F X 1-1 ② F8		B C F B X 2-2 ② P5			2 1 0	0 0 0	0 0 0	0 0 0	0 0 0	0 0 0	2 2 0

	AB	31
	R	0
	H	5
	RBI	0
	BB	4
	SO	11
	LOB	18

Inning Stats																		
	R: 0	H: 1	R: 0	H: 0	R: 0	H: 1	R: 0	H: 0	R: 0	H: 1	R: 0	H: 0	R: 0	H: 1	R: 0	H: 0	1B: 5	SF: 0	WP: 3	PA: 36
	E: 0	LOB: 1	E: 0	LOB: 2	E: 0	LOB: 2	E: 0	LOB: 0	E: 0	LOB: 1	E: 0	LOB: 1	E: 0	LOB: 1	E: 0	LOB: 1	2B: 0	SAC: 0	PB: 1	
	K: 2	BB: 0	K: 1	BB: 2	K: 2	BB: 0	K: 1	BB: 0	K: 0	BB: 0	K: 2	BB: 1	K: 0	BB: 1	K: 0	BB: 1	3B: 0	DP: 0	SB: 2	
	S: 11	P: 13	S: 12	P: 23	S: 9	P: 13	S: 5	P: 6	S: 7	P: 12	S: 8	P: 15	S: 9	P: 12	S: 13	P: 19	HR: 0	HBP: 0	CS: 1	

PITCHER	IP	WLS	BF	H	R	ER	SO	BB	IBB	HBP	BLK	WP	HR	S	P	ERA	WHIP
Kevin Gross, R (1, 1) ERA: 3.91	9.0	W	35	5	0	0	11	4	0	0	0	2	0	81	129	0.00	1.000

PITCHER	IP	WLS	BF	H	R	ER	SO	BB	IBB	HBP	BLK	WP	HR	S	P	ERA	WHIP

Montreal Expos @ San Francisco Giants

Candlestick Park, San Francisco, CA

Thu May 25 1989, 6:33 AM EDT

Att. 14,125 - Unknown

livebaseballscorecards.com

Batter	1	2	3	4	5	6	7	8	9	AB	R	H	RBI	BB	SO	LOB
Tim Raines, S (1, 7) OBP: 0.404, SLG: 0.471	X 0-0 ① F9			S B X 1-1 ① F6		B B B C B 4-1 CS BB		F X 0-1 ③ F9		3	0	0	0	1	0	0
Dave Martinez, L (1, 8) (9, 9) OBP: 0.311, SLG: 0.323	B B B C B 4-1 CS BB			B B X 2-0 ② F7		C F P B P F F F X 3-2 ②③ F9 1-2			X 0-0 1B	3	0	1	0	1	0	1
Andres Galarraga, R (1, 3) OBP: 0.299, SLG: 0.384	B F B X 2-1 ② F6			B B B B 4-0 BB			X 0-0 ① 5-3		B S F X 1-2 ① F6	3	0	0	0	1	0	2
Mike Aldrete, L (1, 9) OBP: 0.328, SLG: 0.220 Hubie Brooks, R (9, PH) OBP: 0.292, SLG: 0.382 Otis Nixon, S (9, 8) OBP: 0.313, SLG: 0.281	B C B S 2-2 ③ CS 1-2	X 0-0 CS 1B		B B C B X 3-1 ③ 4-3			B F X 1-1 HR 1B		S X 0-1 ② F7	3 1 0	1 0 0	2 0 0	0 0 0	0 0 0	0 0 0	1 1 0
Tim Wallach, R (1, 5) OBP: 0.318, SLG: 0.399		B F B S F X 2-2 ①② F8 1-2			B F X 1-1 ① F8		B S F X 1-2 1-H HR		B B B F X 3-1 ③ 6-3	4	1	1	2	0	0	2
Tom Foley, L (1, 4) OBP: 0.301, SLG: 0.359		X 0-0 ③ P2			C B X 1-1 ② F8		F B S F X 1-2 ② L4			3	0	0	0	0	0	0
Mike Fitzgerald, R (1, 2) OBP: 0.337, SLG: 0.338			B S B B B 4-1 L9-3 BB		S B B B F F B 4-2 BB		F X 0-1 ③ F8			1	0	0	0	2	0	0
Junior Noboa, R (1, 6) OBP: 0.200, SLG: 0.200			B X 1-0 ①② L9-3 1-2		X 0-0 ③ F7			B X 1-0 ① F8		3	0	0	0	0	0	2
Dennis Martinez, R (1, 1) OBP: 0.160, SLG: 0.125 Tim Burke, R (9, 1)			F X 0-1 ③ 6-3			C B X 1-1 ① F7		S X 0-1 ② 4-3		3 0	0 0	0 0	0 0	0 0	0 0	0 0

TOP

AB	27
R	2
H	4
RBI	2
BB	5
SO	0
LOB	9

Inning Stats																		
	R: 0 E: 0 K: 0 S: 6	H: 0 LOB: 0 BB: 1 P: 14	R: 0 E: 0 K: 0 S: 6	H: 1 LOB: 0 BB: 0 P: 8	R: 0 E: 0 K: 0 S: 4	H: 0 LOB: 0 BB: 1 P: 9	R: 0 E: 0 K: 0 S: 5	H: 0 LOB: 1 BB: 1 P: 15	R: 0 E: 0 K: 0 S: 8	H: 0 LOB: 1 BB: 1 P: 14	R: 0 E: 0 K: 0 S: 11	H: 0 LOB: 0 BB: 1 P: 17	R: 2 E: 0 K: 0 S: 12	H: 2 LOB: 0 BB: 0 P: 15	R: 0 E: 0 K: 0 S: 5	H: 0 LOB: 0 BB: 0 P: 6	R: 0 E: 0 K: 0 S: 8	H: 1 LOB: 1 BB: 0 P: 12	1B: 3 2B: 1 3B: 0 HR: 1	SF: 0 SAC: 0 DP: 1 HBP: 0	WP: 0 PB: 0 SB: 0 CS: 3	PA: 33

PITCHER		IP	WLS	BF	H	R	ER	SO	BB	IBB	HBP	BLK	WP	HR	S	P	ERA	WHIP
Mike Krukow, R ERA: 3.0	(1, 1)	8.0	L	28	3	2	2	0	5	0	0	0	0	1	57	98	2.25	1.000
Terry Mulholland, L ERA:	(9, 1)	1.0		4	1	0	0	0	0	0	0	0	0	0	8	12	0.00	1.000

PITCHER	IP	WLS	BF	H	R	ER	SO	BB	IBB	HBP	BLK	WP	HR	S	P	ERA	WHIP

Montreal Expos @ San Francisco Giants

Candlestick Park, San Francisco, CA

Thu May 25 1989, 6:33 AM EDT

Att. 14,125 - Unknown

livebaseballscorecards.com

BOTTOM

Batter	1	2	3	4	5	6	7	8	9	AB	R	H	RBI	BB	SO	LOB
Brett Butler, L (1, 8) OBP: 0.399, SLG: 0.386	F7		F9			E5			FC5, WP	4	0	2	0	0	0	0
Robby Thompson, R (1, 4) OBP: 0.318, SLG: 0.400	S			L4		K			6-3	4	0	1	0	0	1	2
Will Clark, L (1, 3) OBP: 0.443, SLG: 0.614	K			4-3			F8		F7	4	0	0	0	0	1	2
Candy Maldonado, R (1, 9) OBP: 0.288, SLG: 0.299	F4			6-3			1B		BB	3	0	1	0	0	0	1
Kevin Mitchell, R (9, PH) OBP: 0.380, SLG: 0.675										0	0	0	0	1	0	0
Ernest Riles, L (1, 5) OBP: 0.358, SLG: 0.413		F8			4-3		F7		FC5	4	0	0	0	0	0	3
(9, 6)									2-3f							
Tracy Jones, R (1, 7) OBP: 0.152, SLG: 0.136		CS, 1B			6-3		4-3			3	0	1	0	0	0	1
Terry Kennedy, L (1, 2) OBP: 0.299, SLG: 0.377		K			G3			K		3	0	0	0	0	2	1
Jose Uribe, S (1, 6) OBP: 0.267, SLG: 0.277			K			F9		K		2	0	0	0	0	1	0
Ken Oberkfell, L (8, PH) OBP: 0.153, SLG: 0.148										1	0	0	0	0	1	0
(9, 5)																
Mike Krukow, R (1, 1) OBP: 0.083, SLG: 0.083			K			K				2	0	0	0	0	2	0
Ed Jurak, R (8, PH) OBP: 0.316, SLG: 0.257										1	0	0	0	0	0	0
Terry Mulholland, R (9, 1)								6-3		0	0	0	0	0	0	0

	AB	31
	R	0
	H	5
	RBI	0
	BB	1
	SO	8
	LOB	10

Inning Stats	1	2	3	4	5	6	7	8	9
	R: 0 E: 0 K: 1 S: 10	H: 1 LOB: 1 BB: 0 P: 14	R: 0 E: 0 K: 1 S: 8	H: 1 LOB: 0 BB: 0 P: 12	R: 0 E: 0 K: 2 S: 8	H: 0 LOB: 0 BB: 0 P: 11	R: 0 E: 0 K: 0 S: 5	H: 0 LOB: 0 BB: 0 P: 8	R: 0 E: 0 K: 0 S: 5	H: 0 LOB: 0 BB: 0 P: 8	R: 0 E: 1 K: 2 S: 9	H: 1 LOB: 1 BB: 0 P: 13	R: 0 E: 0 K: 0 S: 7	H: 1 LOB: 1 BB: 0 P: 12	R: 0 E: 0 K: 2 S: 16	H: 0 LOB: 0 BB: 0 P: 21	R: 0 E: 0 K: 0 S: 10	H: 1 LOB: 2 BB: 1 P: 18

	1B: 5	SF: 0	WP: 1	PA: 32
	2B: 0	SAC: 0	PB: 0	
	3B: 0	DP: 0	SB: 1	
	HR: 0	HBP: 0	CS: 1	

PITCHER		IP	WLS	BF	H	R	ER	SO	BB	IBB	HBP	BLK	WP	HR	S	P	ERA	WHIP
Dennis Martinez, R ERA: 2.69	(1, 1)	8.2	W	31	5	0	0	8	1	0	0	0	1	0	77	115	0.00	0.692
Tim Burke, R ERA: 3.86	(9, 1)	0.1	S	1	0	0	0	0	0	0	0	0	0	0	1	2	0.00	0.000

PITCHER	IP	WLS	BF	H	R	ER	SO	BB	IBB	HBP	BLK	WP	HR	S	P	ERA	WHIP

Batter	1	2	3	4	5	6	7	8	9	AB	R	H	RBI	BB	SO	LOB
Tim Raines, S (1, 7) OBP: 0.409, SLG: 0.484	C B B X 2-1 G4-3 HR 2B		B B B C B 4-1 PB 1B BB		X 0-0 ② F8		C C X 0-2 ③ G6-3		C X 0-1 ③ 1-H 2-H 2B	4	1	2	1	1	0	1
Otis Nixon, S (1, 8) OBP: 0.320, SLG: 0.283	B B B C F X 3-2 ① G4-3 2-3		X 0-0 ② F9		B B X 2-0 FC6 2-H 1B			C B B B B 4-1 S BB		3	0	1	1	1	0	2
Andres Galarraga, R (1, 3) OBP: 0.304, SLG: 0.407	B B X 2-0 3-H HR		X 0-0 PB 1-2 1B		B X 1-0 ③ FC6 1-2f			C F S 0-3 ① K		4	1	2	2	0	1	2
Hubie Brooks, R (1, 9) OBP: 0.291, SLG: 0.385	C F S 0-3 ② K		C B S B S 2-3 ③ K 1-2 2-3			C F B X 1-2 WP SF8 2B		1 SAFE B 1 SAFE X 1-0 ② F9		4	1	1	0	0	2	3
Tim Wallach, R (1, 5) OBP: 0.317, SLG: 0.395	B B B C S F X 3-2 ③ F9			B B C S F F F B X 3-2 CS 1B		B B X 2-0 ① F8		F B 1 SAFE 1 SAFE C 1 SAFE B B F 3-2 X G5-3 1-2		4	0	1	0	0	0	2
Damaso Garcia, R (1, 4) OBP: 0.292, SLG: 0.303		X 0-0 ① F9		1 SAFE F F F B 1 SAFE B F 1 SAFE B 3-2 X ① ② F8 1-2		F B X 1-1 ② SF8 2-H			C X 0-1 ① G6-3	3	0	0	1	0	0	1
Mike Fitzgerald, R (1, 2) OBP: 0.333, SLG: 0.325		B X 1-0 ② G6-3		S B X 1-1 ③ G5-3		B B C F B C 3-3 ③ K			B B B B 4-0 FC4-6 BB	3	0	0	0	1	1	0
Spike Owen, S (1, 6) OBP: 0.365, SLG: 0.372		C F F B B X 2-2 ③ F7			B C F B B B X 3-2 E6 SH3-4 1B		B X 1-0 ① L5		B C X 1-1 ② FC4-6 WP 1-2f 2B	4	2	0	0	0	0	1
Bryn Smith, R (1, 1) OBP: 0.238, SLG: 0.111			F C B B X 2-2 ① F7		X 0-0 ① SH3-4 1-2		B S C B X 2-2 ② G5-3		B S B B B 4-1 1-2 2B BB	2	0	0	0	1	0	0
Inning Stats	R: 2 E: 0 K: 1 S: 13 H: 2 LOB: 0 BB: 0 P: 23	R: 0 E: 0 K: 0 S: 6 H: 0 LOB: 0 BB: 0 P: 9	R: 0 E: 0 K: 1 S: 9 H: 1 LOB: 2 BB: 1 P: 17	R: 0 E: 0 K: 0 S: 12 H: 1 LOB: 0 BB: 0 P: 19	R: 1 E: 1 K: 0 S: 7 H: 1 LOB: 1 BB: 0 P: 13	R: 1 E: 0 K: 1 S: 9 H: 1 LOB: 0 BB: 0 P: 16	R: 0 E: 0 K: 0 S: 7 H: 0 LOB: 0 BB: 0 P: 10	R: 0 E: 0 K: 1 S: 9 H: 0 LOB: 1 BB: 1 P: 17	R: 1 E: 0 K: 0 S: 7 H: 1 LOB: 2 BB: 2 P: 16	1B: 3 2B: 3 3B: 0 HR: 1 SF: 1 SAC: 1 DP: 0 HBP: 0						

PITCHER		IP	WLS	BF	H	R	ER	SO	BB	IBB	HBP	BLK	WP	HR	S	P	ERA	WHIP
Dennis Rasmussen, L ERA: 5.33	(1, 1)	6.0	L	25	6	4	3	3	1	0	0	0	1	1	56	97	4.50	1.167
Mark Grant, R ERA: 2.3	(7, 1)	2.0		7	0	0	0	1	1	0	0	0	0	0	16	27	0.00	0.500
Greg Booker, R ERA: 2.57	(9, 1)	1.0		5	1	1	1	0	2	0	0	0	1	0	7	16	9.00	3.000

PITCHER	IP	WLS	BF	H	R	ER	SO	BB	IBB	HBP	BLK	WP	HR	S	P	ERA	WHIP

TOP

Montreal Expos @ San Diego Padres

Jack Murphy Stadium, San Diego, CA

Fri May 26 1989, 10:05 PM EDT

Att. 19,770 - Unknown

livebaseballscorecards.com

AB	31
R	5
H	7
RBI	5
BB	4
SO	4
LOB	12

Montreal Expos @ San Diego Padres

Jack Murphy Stadium, San Diego, CA

Fri May 26 1989, 10:05 PM EDT

Att. 19,770 - Unknown

BOTTOM

Batter	1	2	3	4	5	6	7	8	9	AB	R	H	RBI	BB	SO	LOB
Marvell Wynne, L (1, 7) OBP: 0.273, SLG: 0.423	F F B B X 2-2 G4-3 ①		C F F X 0-2 G4-3 ③			C X 0-1 F7 ②		X 0-0 G3 ②		4	0	0	0	0	0	0
Roberto Alomar, S (1, 4) OBP: 0.310, SLG: 0.315	C B X 1-1 F7 ②			C S B F X 1-2 G3-1 ①		B C X 1-1 1B		C B X 1-1 G6-3 ③		4	0	1	0	0	0	0
Tony Gwynn, L (1, 8) OBP: 0.368, SLG: 0.437	C X 0-1 E6			B B B C X 3-1 F7 ②		B C T F X 1-2 P6 ③			B B C C X 2-2 G6-3 ①	4	0	0	0	0	0	1
Jack Clark, R (1, 3) OBP: 0.390, SLG: 0.353	1 B SAFE 1 B SAFE F 1 C SAFE 1 P B 3-2 X F9 ③			F S X 0-2 FC6-4 1B			F C X 0-2 1B WP 1B		S B X 1-1 G6-3 ②	4	0	2	0	0	0	1
John Kruk, L (1, 9) OBP: 0.322, SLG: 0.315		B B B C B 4-1 G5-4-3 BB		C B X 1-1 FC6-4 ③ 1-2f			B C X 1-1 WP 1-3 1B		C B F B B C 3-3 K ③	3	0	1	0	1	1	1
Benito Santiago, R (1, 2) OBP: 0.247, SLG: 0.331		B 1 SAFE 1 SAFE X 1-0 F9 ①			L B F X 1-2 P3 ①		F C B S 1-3 K ① 1-2			3	0	0	0	0	1	3
Luis Salazar, R (1, 5) OBP: 0.276, SLG: 0.350		C C F X 0-2 G5-4-3 ② ③ 1-2f			S B C X 1-2 G4-3 1B		B F X 1-1 G5-3 ②			3	0	1	0	0	0	3
Garry Templeton, S (1, 6) OBP: 0.267, SLG: 0.333			C F B B X 2-2 G5-4-3 1B		1 SAFE X 0-0 G4-3 ② ③ 1-2f		C X 0-1 G6-3 ③			3	0	1	0	0	0	3
Dennis Rasmussen, L (1, 1) OBP: 0.056, SLG: 0.056			X 0-0 G5-4-3 ① ② 1-2f			B C B F X 2-2 G1-3 ①		B F B B X 3-1 F9 ①		1	0	0	0	0	0	1
Tim Flannery, L (6, PH) OBP: 0.355, SLG: 0.302										1	0	0	0	0	0	0
Mark Grant, R (7, 1)										0	0	0	0	0	0	0
Rob Nelson, L (8, PH) OBP: 0.320, SLG: 0.279										1	0	0	0	0	0	0
Greg Booker, R (9, 1)										0	0	0	0	0	0	0
Inning Stats	R: 0 H: 0 E: 1 LOB: 1 K: 0 BB: 0 S: 11 P: 16	R: 0 H: 0 E: 0 LOB: 0 K: 0 BB: 1 S: 6 P: 11	R: 0 H: 1 E: 0 LOB: 0 K: 0 BB: 0 S: 8 P: 10	R: 0 H: 1 E: 0 LOB: 1 K: 0 BB: 0 S: 11 P: 16	R: 0 H: 1 E: 0 LOB: 0 K: 0 BB: 0 S: 7 P: 9	R: 0 H: 1 E: 0 LOB: 1 K: 0 BB: 0 S: 11 P: 15	R: 0 H: 2 E: 0 LOB: 2 K: 1 BB: 0 S: 12 P: 15	R: 0 H: 0 E: 0 LOB: 0 K: 0 BB: 0 S: 5 P: 9	R: 0 H: 0 E: 0 LOB: 0 K: 1 BB: 0 S: 8 P: 14	1B: 6 SF: 0 2B: 0 SAC: 0 3B: 0 DP: 3 HR: 0 HBP: 0						

WP: 2 PA: 32
PB: 0
SB: 0
CS: 0

livebaseballscorecards.com

AB	31
R	0
H	6
RBI	0
BB	1
SO	2
LOB	13

PITCHER	IP	WLS	BF	H	R	ER	SO	BB	IBB	HBP	BLK	WP	HR	S	P	ERA	WHIP
Bryn Smith, R (1, 1) ERA: 1.87	9.0	W	32	6	0	0	2	1	0	0	0	2	0	79	115	0.00	0.778

PITCHER	IP	WLS	BF	H	R	ER	SO	BB	IBB	HBP	BLK	WP	HR	S	P	ERA	WHIP

Montreal Expos @ San Diego Padres

Jack Murphy Stadium, San Diego, CA

Sat May 27 1989, 10:05 PM EDT

Att. 37,999 - Unknown

TOP

livebaseballscorecards.com

Batter	1	2	3	4	5	6	7	8	9	AB	R	H	RBI	BB	SO	LOB
Tim Raines, S (1, 7) OBP: 0.411, SLG: 0.481	F8		BB		1B			G3		3	0	1	0	1	0	0
Tom Foley, L (1, 4) (7, 6) OBP: 0.306, SLG: 0.359	BB		L9		K			1B		3	0	1	0	1	1	4
Andres Galarraga, R (1, 3) OBP: 0.302, SLG: 0.403	F9		K			G6-3		1B		4	0	1	0	0	1	3
Mike Aldrete, L (1, 8) OBP: 0.323, SLG: 0.208	K			L1-3 BB		F7		G1-3		3	0	0	0	1	1	3
Hubie Brooks, R (1, 9) OBP: 0.285, SLG: 0.376		G5-3		L1-3		F9			G6-3	4	0	0	0	0	0	1
Tim Wallach, R (1, 5) OBP: 0.321, SLG: 0.398		1B		G6-3			F8		G3 1B	4	0	2	0	0	0	0
Marty Pevey, L (1, 2) OBP: 0.083, SLG: 0.083		G1-4-6-3			F8		F7		G3	4	0	0	0	0	0	2
Spike Owen, S (1, 6) OBP: 0.370, SLG: 0.374 Pascual Perez, R (7, 1) OBP: 0.200, SLG: 0.333 Wallace Johnson, S (9, PH) OBP: 0.300, SLG: 0.389			SH3 1B	1B BB			G3-1		F9	2	0	1	0	1	0	0
										0	0	0	0	0	0	0
										1	0	0	0	0	0	1
Mark Gardner, R (1, 1)										0	0	0	0	0	0	0
Andy McGaffigan, R (3, 1)										0	0	0	0	0	0	0
Dave Martinez, L (5, PH) OBP: 0.308, SLG: 0.320										1	0	0	0	0	0	1
Steve Frey, R (5, 1)										0	0	0	0	0	0	0
Rex Hudler, R (7, 4) OBP: 0.308, SLG: 0.280			SH3		F9			P4		1	0	0	0	0	0	0
Inning Stats	R: 0 E: 0 K: 1 S: 8 H: 0 LOB: 1 BB: 1 P: 16	R: 0 E: 0 K: 0 S: 4 H: 1 LOB: 0 BB: 0 P: 7	R: 0 E: 0 K: 1 S: 7 H: 1 LOB: 2 BB: 1 P: 14	R: 0 E: 0 K: 0 S: 8 H: 0 LOB: 0 BB: 1 P: 13	R: 0 E: 0 K: 1 S: 11 H: 1 LOB: 2 BB: 1 P: 20	R: 0 E: 0 K: 0 S: 8 H: 0 LOB: 0 BB: 0 P: 9	R: 0 E: 0 K: 0 S: 5 H: 0 LOB: 0 BB: 0 P: 7	R: 0 E: 0 K: 0 S: 9 H: 2 LOB: 2 BB: 0 P: 13	R: 0 E: 0 K: 0 S: 8 H: 1 LOB: 1 BB: 0 P: 12	1B: 6 2B: 1 3B: 0 HR: 0 SF: 0 SAC: 1 DP: 2 HBP: 0						

	AB	30
	R	0
	H	6
	RBI	0
	BB	4
	SO	3
	LOB	15

PITCHER	IP	WLS	BF	H	R	ER	SO	BB	IBB	HBP	BLK	WP	HR	S	P	ERA	WHIP
Walt Terrell, R (1, 1) ERA: 2.66	9.0	W	35	6	0	0	3	4	0	0	0	0	0	68	111	0.00	1.111

PITCHER	IP	WLS	BF	H	R	ER	SO	BB	IBB	HBP	BLK	WP	HR	S	P	ERA	WHIP

Montreal Expos @ San Diego Padres

Jack Murphy Stadium, San Diego, CA

Sat May 27 1989, 10:05 PM EDT

Att. 37,999 - Unknown

livebaseballscorecards.com

BOTTOM

Batter	1	2	3	4	5	6	7	8	9	AB	R	H	RBI	BB	SO	LOB
Marvell Wynne, L (1, 7) (7, 9) OBP: 0.279, SLG: 0.416	3-2 G3	4-2 BB		0-0 F8	2-1 FC6-4 1-2f		0-1 1B			4	0	1	0	1	0	1
Roberto Alomar, S (1, 4) OBP: 0.312, SLG: 0.313	1-1 G4-3 S 1B	1-2 F7		2-2 F7	4-0 BB 1-2		1-1 F7			4	0	1	0	1	0	3
Tony Gwynn, L (1, 8) OBP: 0.369, SLG: 0.438	2-1 G4-3 1-3		0-2 F7	1-1 1B 2B	4-2 BB 1-2 2-3		1-1 G4-3			4	1	1	0	1	0	2
Jack Clark, R (1, 3) OBP: 0.396, SLG: 0.357	4-2 BB		0-0 S E 1B	1-0 WP BB 2-H 1B	1-1 G6-3			1-3 K		4	1	2	1	1	1	3
John Kruk, L (1, 9) OBP: 0.322, SLG: 0.307 Carmelo Martinez, R (6, PH) OBP: 0.283, SLG: 0.339 (7, 7)	2-2 F7		1-3 K 1-2	4-1 WP 1-2 BB		3-2 F9		0-2 G6-4-3 1B		2 2	0 0	0 1	0 0	1 0	1 0	3 0
Benito Santiago, R (1, 2) OBP: 0.265, SLG: 0.349		0-2 2B 2B	0-1 E7 2-H 1B	4-2 1-2 2-3 BB		2-2 FC6 1B		0-0 G6-4-3 1-2f		4	2	3	1	1	0	1
Tim Flannery, L (1, 5) OBP: 0.364, SLG: 0.333	2-1 2-H 2B		2-2 S 1B 3-H	1-1 G3-1		2-2 P6				4	1	2	2	0	0	4
Garry Templeton, S (1, 6) OBP: 0.273, SLG: 0.338	0-1 F7		3-2 1-H 1B		0-1 FC6-4 1B	0-0 FC6 1-2f				4	0	2	1	0	0	2
Walt Terrell, L (1, 1) OBP: 0.115, SLG: 0.120	0-3 K	2-3 K			0-3 K		0-3 K			4	0	0	0	0	4	3
Inning Stats	R: 0 E: 0 K: 0 S: 13 H: 1 LOB: 2 BB: 1 P: 25	R: 1 E: 0 K: 1 S: 16 H: 2 LOB: 2 BB: 1 P: 23	R: 3 E: 1 K: 2 S: 22 H: 4 LOB: 1 BB: 0 P: 30	R: 1 E: 0 K: 0 S: 17 H: 2 LOB: 3 BB: 2 P: 29	R: 0 E: 0 K: 1 S: 11 H: 1 LOB: 3 BB: 2 P: 22	R: 0 E: 0 K: 0 S: 13 H: 1 LOB: 1 BB: 0 P: 20	R: 0 E: 0 K: 1 S: 9 H: 1 LOB: 1 BB: 0 P: 11	R: 0 E: 0 K: 1 S: 9 H: 1 LOB: 0 BB: 0 P: 10		1B: 10 2B: 3 3B: 0 HR: 0 SF: 0 SAC: 0 DP: 1 HBP: 0						

	AB	36
	R	5
	H	13
	RBI	5
	BB	6
	SO	6
	LOB	22

WP: 1 PB: 0 SB: 3 CS: 0 PA: 42

PITCHER		IP	WLS	BF	H	R	ER	SO	BB	IBB	HBP	BLK	WP	HR	S	P	ERA	WHIP
Mark Gardner, R ERA: 4.76	(1, 1)	2.2	L	17	7	4	3	2	2	0	0	0	0	0	48	73	10.12	3.375
Andy McGaffigan, R ERA: 4.26	(3, 1)	1.1		8	2	1	1	1	2	0	0	0	1	0	20	34	6.75	3.000
Steve Frey, L ERA:	(5, 1)	2.0		10	2	0	0	1	2	0	0	0	0	0	24	42	0.00	2.000
Pascual Perez, R ERA: 4.87	(7, 1)	2.0		7	2	0	0	2	0	0	0	0	0	0	18	21	0.00	1.000

PITCHER	IP	WLS	BF	H	R	ER	SO	BB	IBB	HBP	BLK	WP	HR	S	P	ERA	WHIP

Montreal Expos @ San Diego Padres

Jack Murphy Stadium, San Diego, CA

Sun May 28 1989, 6:33 AM EDT

Att. 50,614 - Sunny - 74 F

TOP

livebaseballscorecards.com

Batter	1	2	3	4	5	6	7	8	9	AB	R	H	RBI	BB	SO	LOB
Dave Martinez, L (1, 8) (9, 9) OBP: 0.310, SLG: 0.330	C B X 1-1 F8 ①		S C B X 1-2 F9 2B		C B C B S 2-3 K ①	B C C F S 1-3 K ③		C B S B B C 3-3 K ①	B B X 2-0 1-3 1B	6	0	2	0	0	3	2
Tom Foley, L (1, 4) OBP: 0.307, SLG: 0.348	C B B B F S 3-3 K ②		F X 0-1 F9 2-3 ②		B B C B B 4-1 HR BB BB		B C B C B F B 4-2 1B BLK FC5-2-1 BB	B X 1-0 P5 ②	B B C X 2-1 F8 ③	4	1	0	0	2	1	4
Andres Galarraga, R (1, 3) OBP: 0.311, SLG: 0.405	S F B X 1-2 G4-3 ③		B S S S 1-3 K ③		B 1 SAFE B B B 4-0 1-2 HR BB		S S B X 1-2 1-3 E 1B	X 0-0 BB WP 1-2 1B		4	2	2	0	1	1	1
Tim Raines, S (1, 7) OBP: 0.415, SLG: 0.497		C B B X 2-1 G3 ①		B B B F B 4-1 2B BB	X 0-0 1-H 2-H HR		B C X 1-1 FC5-2-1 F9 1-H 3-H 2B ①	B C B B B 4-1 1-2 2-3 BB BB		3	3	1	3	2	0	1
Mike Aldrete, L (9, 7) OBP: 0.323, SLG: 0.208										0	0	0	0	0	0	0
Hubie Brooks, R (1, 9) OBP: 0.288, SLG: 0.379		C F B X 1-2 2B 2B		C 1 SAFE F S 0-3 K ①	S X 0-1 F7 ②		B B F X 2-1 F9 2-3 ②	B B B B 4-0 1-2 2-3 3-H BB		4	1	1	1	1	1	2
Otis Nixon, S (9, 8) OBP: 0.320, SLG: 0.283										0	0	0	0	0	0	0
Tim Wallach, R (1, 5) OBP: 0.328, SLG: 0.420		B S S B F X 2-2 2-H 2B		B X 1-0 1B 1-H SF8 2B	S B X 1-1 G5-3 ③		X 0-0 WP 3-H 2B	X 0-0 P6 ③		5	1	3	3	0	0	3
Mike Fitzgerald, R (1, 2) OBP: 0.347, SLG: 0.325		X 0-0 F7 ②		C B B X 2-1 2-3 1B		B B C S F B F B 4-2 BB	C B C X 1-2 F9 2-3 ③		B B B C B 4-1 G4-6-3 BB	3	0	1	0	2	0	2
Spike Owen, S (1, 6) OBP: 0.365, SLG: 0.378		C B F F F B X 2-2 F8 ③		C X 0-1 SF8 3-H ②		C X 0-1 F8 ①		B X 1-0 E8 1B 2B	C B X 1-1 1-2f G4-6-3 ① ②	4	1	1	1	0	0	3
Mark Langston, R (1, 1) OBP: 0.250, SLG: 0.250			B S F B B X 3-2 G5-3 ①	X 0-0 F9 ③		L L S 0-3 K ②		X 0-0 WP 1B BB 3-H 1B	B B B B 4-0 1B BB	4	1	1	1	0	1	2
Wallace Johnson, S (9, PH) OBP: 0.317, SLG: 0.389										0	0	0	0	1	0	0
Tim Burke, R (9, 1)										0	0	0	0	0	0	0
Inning Stats	R: 0 E: 0 K: 1 S: 8 H: 0 LOB: 0 BB: 0 P: 13	R: 1 E: 0 K: 0 S: 15 H: 2 LOB: 1 BB: 0 P: 22	R: 0 E: 0 K: 1 S: 11 H: 1 LOB: 1 BB: 0 P: 16	R: 2 E: 0 K: 1 S: 10 H: 2 LOB: 1 BB: 1 P: 17	R: 3 E: 0 K: 1 S: 9 H: 1 LOB: 0 BB: 2 P: 20	R: 0 E: 0 K: 2 S: 13 H: 0 LOB: 1 BB: 1 P: 18	R: 2 E: 1 K: 0 S: 14 H: 2 LOB: 1 BB: 1 P: 23	R: 2 E: 1 K: 1 S: 9 H: 3 LOB: 3 BB: 2 P: 22	R: 0 E: 0 K: 0 S: 6 H: 1 LOB: 2 BB: 2 P: 19	1B: 5 2B: 6 3B: 0 HR: 1	SF: 1 SAC: 0 DP: 1 HBP: 0					

	AB	37
	R	10
	H	12
	RBI	9
	BB	9
	SO	7
	LOB	20

WP: 2 PB: 0 SB: 0 CS: 0 PA: 47

PITCHER		IP	WLS	BF	H	R	ER	SO	BB	IBB	HBP	BLK	WP	HR	S	P	ERA	WHIP
Eric Show, R ERA: 4.02	(1, 1)	6.0	L	28	6	6	6	6	4	0	0	0	0	1	66	106	9.00	1.667
Dave Leiper, L ERA: 6.16	(7, 1)	2.0		14	5	4	4	1	3	0	0	1	2	0	23	45	18.00	4.000
Greg Booker, R ERA: 2.4	(9, 1)	1.0		5	1	0	0	0	2	0	0	0	0	0	6	19	0.00	3.000

PITCHER	IP	WLS	BF	H	R	ER	SO	BB	IBB	HBP	BLK	WP	HR	S	P	ERA	WHIP

BOTTOM

Montreal Expos @ San Diego Padres

Jack Murphy Stadium, San Diego, CA

Sun May 28 1989, 6:33 AM EDT

Att. 50,614 - Sunny - 74 F

Batter	1	2	3	4	5	6	7	8	9	AB	R	H	RBI	BB	SO	LOB
Bip Roberts, S (1, 9) OBP: 0.353, SLG: 0.448	K		K			K		K		4	0	0	0	0	4	2
Roberto Alomar, S (1, 4) OBP: 0.311, SLG: 0.309	F8			P2			F7	1B BB		3	0	0	0	1	0	0
Tony Gwynn, L (1, 8) OBP: 0.368, SLG: 0.433	G4-3			G6-3			1B BB		1B	2	1	0	0	1	0	0
Marvell Wynne, L (8, 8) OBP: 0.286, SLG: 0.422										1	0	1	1	0	0	0
Jack Clark, R (1, 3) OBP: 0.395, SLG: 0.356		K		F8			1B	L4		3	0	1	0	0	1	0
Rob Nelson, L (8, PH) OBP: 0.314, SLG: 0.273 (9, 3)										1	0	0	0	0	0	2
Carmelo Martinez, R (1, 7) OBP: 0.296, SLG: 0.355		G5-4-3 BB			K		1B		1B 2B	3	0	2	1	1	1	0
Mark Parent, R (1, 2) OBP: 0.231, SLG: 0.426		G5-4-3			K		K		F7	4	0	0	0	0	2	4
Luis Salazar, R (1, 6) OBP: 0.268, SLG: 0.339			G6-3		K		K		G1-3	4	0	0	0	0	2	3
Tim Flannery, L (1, 5) OBP: 0.357, SLG: 0.328			K			G4-3		E3 BB 1B	1B	4	1	1	0	0	1	0
Eric Show, R (1, 1) OBP: 0.208, SLG: 0.250			2B			F7		K		1	0	1	0	0	0	0
John Kruk, L (6, PH) OBP: 0.319, SLG: 0.303										1	0	0	0	0	0	0
Dave Leiper, L (7, 1)										0	0	0	0	0	0	0
Benito Santiago, R (8, PH) OBP: 0.263, SLG: 0.347										1	0	0	0	0	1	1
Greg Booker, R (9, 1)										0	0	0	0	0	0	0
Inning Stats	R: 0 E: 0 K: 1 S: 8 H: 0 LOB: 0 BB: 0 P: 10	R: 0 E: 0 K: 1 S: 6 H: 0 LOB: 0 BB: 1 P: 14	R: 0 E: 0 K: 2 S: 12 H: 1 LOB: 1 BB: 0 P: 21	R: 0 E: 0 K: 0 S: 5 H: 0 LOB: 0 BB: 0 P: 9	R: 0 E: 0 K: 3 S: 12 H: 0 LOB: 0 BB: 0 P: 18	R: 0 E: 0 K: 1 S: 6 H: 0 LOB: 0 BB: 0 P: 8	R: 1 E: 0 K: 2 S: 17 H: 2 LOB: 2 BB: 1 P: 28	R: 1 E: 1 K: 2 S: 20 H: 1 LOB: 2 BB: 1 P: 31	R: 0 E: 0 K: 0 S: 6 H: 2 LOB: 2 BB: 0 P: 8	1B: 4 2B: 2 3B: 0 HR: 0	SF: 0 SAC: 0 DP: 1 HBP: 0			WP: 0 PB: 0 SB: 0 CS: 0	PA: 35		

livebaseballscorecards.com

	AB	32
	R	2
	H	6
	RBI	2
	BB	3
	SO	12
	LOB	12

PITCHER		IP	WLS	BF	H	R	ER	SO	BB	IBB	HBP	BLK	WP	HR	S	P	ERA	WHIP
Mark Langston, L ERA: 3.32	(1, 1)	8.0	W	31	4	2	1	12	3	0	0	0	0	0	86	139	1.12	0.875
Tim Burke, R ERA: 3.71	(9, 1)	1.0		4	2	0	0	0	0	0	0	0	0	0	6	8	0.00	2.000

PITCHER	IP	WLS	BF	H	R	ER	SO	BB	IBB	HBP	BLK	WP	HR	S	P	ERA	WHIP

Batter	1	2	3	4	5	6	7	8	9	AB	R	H	RBI	BB	SO	LOB
Dave Martinez, L (1, 8) (9, 9) OBP: 0.316, SLG: 0.355	L B X 1-1 ① F8	B B C B C X 3-2 1-H 2-H 3B			B L X 1-1 CS FC1-5 1-2 1B		F B B B S F S 3-3 ① K		1 SAFE B 1 SAFE X 1-0 ① SH1-4 1-2	4	0	2	2	0	1	0
Tom Foley, L (1, 4) OBP: 0.310, SLG: 0.353	X 0-0 ② P4	B B S F B X 3-2 ③ G6-3			X 0-0 ① FC1-5 E CS 1-2 2-3f		F B X 1-1 2B		B B 2 SAFE F B B 4-1 1B BB	4	0	1	0	1	0	3
Andres Galarraga, R (1, 3) OBP: 0.313, SLG: 0.405	C C B X 1-2 1B 1B	C B B B X 3-1 ① F9			C B X 1-1 ② E5 1-3 2-3		X 0-0 ② P4		B F B F F X 2-2 1-2 2-H 1B	5	0	2	1	0	0	3
Tim Raines, S (1, 7) OBP: 0.415, SLG: 0.491	C B X 1-1 1-3 1B	B B F X 2-1 ② F7			B F X 1-1 ③ P5		I I I I 4-0 FC5-4 IBB		B B X 2-0 ② P6	4	0	1	0	1	0	4
Hubie Brooks, R (1, 9) OBP: 0.286, SLG: 0.374 Tim Burke, R (9, 1)	F S 1 SAFE S 0-3 ③ K	B X 1-0 ③ P4				B X 1-0 S 1B	B B F X 2-1 ③ FC5-4 1-2f		B F S F B S 2-3 ③ K	5 0	0 0	1 0	0 0	0 0	2 0	6 0
Tim Wallach, R (1, 5) OBP: 0.321, SLG: 0.411		B F C X 1-2 ① F9		B F B B X 3-1 ① G5-3		1 SAFE S B B F F S 1-3 ① K 1-2		F B S S 1-3 ① K		4	0	0	0	0	2	1
Marty Pevey, L (1, 2) OBP: 0.063, SLG: 0.063		M B X 1-1 ② F7		F S B S 1-3 ② K		F B F F S 1-3 ② K		F X 0-1 ② F7		4	0	0	0	0	2	1
Spike Owen, S (1, 6) OBP: 0.368, SLG: 0.377		X 0-0 1B 3B 1B		X 0-0 ③ F8		I I I I 4-0 FC6-4 IBB		B B C F X 2-2 ③ F8		3	1	1	0	1	0	0
Kevin Gross, R (1, 1) OBP: 0.250, SLG: 0.143 Pascual Perez, R (7, 1) OBP: 0.200, SLG: 0.333 Wallace Johnson, S (9, PH) OBP: 0.333, SLG: 0.405 Rex Hudler, R (9, PR) OBP: 0.308, SLG: 0.280 Otis Nixon, S (9, 8) OBP: 0.320, SLG: 0.283		B X 1-0 1-2 3B 1B			B B B C C B 4-2 FC1-5 1B BB	F B B X 2-1 ③ FC6-4 1-2f			X 0-0 SH1-4 1B 1B	2 0 1 0 0	1 0 0 1 0	1 0 1 0 0	0 0 0 0 0	1 0 0 0 0	0 0 0 0 0	2 0 0 0 0
Inning Stats	R: 0 E: 0 K: 1 S: 11 H: 2 LOB: 2 BB: 0 P: 14	R: 2 E: 0 K: 0 S: 13 H: 3 LOB: 1 BB: 0 P: 22	R: 0 E: 0 K: 0 S: 5 H: 0 LOB: 0 BB: 0 P: 11	R: 0 E: 0 K: 1 S: 6 H: 0 LOB: 0 BB: 0 P: 10	R: 0 E: 1 K: 0 S: 9 H: 1 LOB: 2 BB: 1 P: 16	R: 0 E: 0 K: 2 S: 11 H: 1 LOB: 2 BB: 1 P: 20	R: 0 E: 0 K: 1 S: 9 H: 1 LOB: 2 BB: 1 P: 19	R: 0 E: 0 K: 1 S: 8 H: 0 LOB: 0 BB: 0 P: 11	R: 1 E: 0 K: 1 S: 12 H: 2 LOB: 2 BB: 1 P: 23	1B: 8 2B: 1 3B: 1 HR: 0	SF: 0 SAC: 1 DP: 0 HBP: 0						

PITCHER		IP	WLS	BF	H	R	ER	SO	BB	IBB	HBP	BLK	WP	HR	S	P	ERA	WHIP
Tim Leary, R ERA: 3.16	(1, 1)	8.1	L	38	9	3	3	6	2	2	0	0	0	0	75	131	3.24	1.320
Alejandro Pena, R ERA: 3.86	(9, 1)	0.2		3	1	0	0	1	0	0	0	0	0	0	9	15	0.00	1.500

PITCHER	IP	WLS	BF	H	R	ER	SO	BB	IBB	HBP	BLK	WP	HR	S	P	ERA	WHIP

TOP

Montreal Expos @ Los Angeles Dodgers

Dodger Stadium, Los Angeles, CA

Mon May 29 1989, 7:05 PM PDT

Att. 44,953 - Sunny

livebaseballscorecards.com

AB	36
R	3
H	10
RBI	3
BB	4
SO	7
LOB	20

1B: 8	SF: 0	WP: 0	PA: 41
2B: 1	SAC: 1	PB: 0	
3B: 1	DP: 0	SB: 1	
HR: 0	HBP: 0	CS: 2	

Batter	1	2	3	4	5	6	7	8	9	AB	R	H	RBI	BB	SO	LOB
Willie Randolph, R (1, 4) OBP: 0.368, SLG: 0.281	P4		G1-3			L8-3	G1-3			4	0	1	0	0	0	1
Mike Davis, L (1, 7) OBP: 0.344, SLG: 0.417	CS 1B			1B		L8-3		G3-6		3	0	2	0	1	0	1
Kirk Gibson, L (1, 8) OBP: 0.356, SLG: 0.411	P6			F7		S 1B		G3-6		4	1	1	0	0	0	3
Eddie Murray, S (1, 3) OBP: 0.365, SLG: 0.440		P6		1B		BB		K		4	0	2	1	0	1	0
Mike Marshall, R (1, 9) OBP: 0.321, SLG: 0.361		G5-3		F7		BB			G4-3 SH1-4 1B	3	0	1	0	1	0	2
Mike Scioscia, L (1, 2) OBP: 0.338, SLG: 0.363		G5-3		P5		G3-1			SH1-4	3	0	0	0	0	0	4
Jeff Hamilton, R (1, 5) OBP: 0.271, SLG: 0.379			HR		K		G1-3		G4-3	4	1	1	1	0	1	1
Alfredo Griffin, S (1, 6) OBP: 0.211, SLG: 0.280			G6-3		F8		F7		F7	3	0	0	0	0	0	0
Chris Gwynn, L (9, PH) OBP: 0.317, SLG: 0.395										1	0	0	0	0	0	1
Tim Leary, R (1, 1)										3	0	0	0	0	0	0
Alejandro Pena, R (9, 1)			L8		L1		E5			0	0	0	0	0	0	0
Inning Stats	R: 0 E: 0 K: 0 S: 3 H: 1 LOB: 0 BB: 0 P: 8	R: 0 E: 0 K: 0 S: 5 H: 0 LOB: 0 BB: 0 P: 7	R: 1 E: 0 K: 0 S: 9 H: 1 LOB: 0 BB: 0 P: 14	R: 0 E: 0 K: 0 S: 19 H: 2 LOB: 2 BB: 0 P: 30	R: 0 E: 0 K: 1 S: 6 H: 0 LOB: 0 BB: 0 P: 10	R: 1 E: 0 K: 0 S: 11 H: 3 LOB: 2 BB: 1 P: 25	R: 0 E: 1 K: 0 S: 13 H: 0 LOB: 1 BB: 0 P: 19	R: 0 E: 0 K: 1 S: 9 H: 0 LOB: 0 BB: 1 P: 17	R: 0 E: 0 K: 0 S: 6 H: 1 LOB: 1 BB: 0 P: 7	1B: 7 2B: 1 3B: 0 HR: 1 SF: 0 SAC: 1 DP: 2 HBP: 0						

PITCHER	IP	WLS	BF	H	R	ER	SO	BB	IBB	HBP	BLK	WP	HR	S	P	ERA	WHIP
Kevin Gross, R (1, 1) ERA: 3.84	6.0		24	7	2	2	1	1	0	0	0	0	1	53	94	3.00	1.333
Pascual Perez, R (7, 1) ERA: 4.7	2.0	W	7	0	0	0	1	1	0	0	0	0	0	22	36	0.00	0.500
Tim Burke, R (9, 1) ERA: 3.58	1.0	S	4	1	0	0	0	0	0	0	0	0	0	6	7	0.00	1.000

PITCHER	IP	WLS	BF	H	R	ER	SO	BB	IBB	HBP	BLK	WP	HR	S	P	ERA	WHIP

BOTTOM

Montreal Expos @ Los Angeles Dodgers

Dodger Stadium, Los Angeles, CA

Mon May 29 1989, 7:05 PM PDT

Att. 44,953 - Sunny

livebaseballscorecards.com

AB	32
R	2
H	8
RBI	2
BB	2
SO	2
LOB	13

Batter	1	2	3	4	5	6	7	8	9	AB	R	H	RBI	BB	SO	LOB
Dave Martinez, L (1, 8) (9, 9) OBP: 0.314, SLG: 0.345	B C S S 1-3 ① K		F C B 1 SAFE B B B F 1 SAFE F 4-2 1 SAFE B 1-2 BB		C F S 0-3 ③ K			C B B B X 3-1 ③ F9		3	0	0	0	1	2	0
Tom Foley, L (1, 4) (9, 6) OBP: 0.309, SLG: 0.350	X 0-0 E3		C B X 1-1 ② L4			X 0-0 ① F8			B B C X 2-1 1B 1B 1B 1B	4	1	1	0	0	0	2
Andres Galarraga, R (1, 3) OBP: 0.312, SLG: 0.401	C S S 0-3 ② K		C B B F F C 2-3 ③ K			C S B S 1-3 ② K			X 0-0 1B 1B 1-2 SF7 1B	4	1	1	0	0	3	3
Tim Raines, S (1, 7) OBP: 0.417, SLG: 0.491	B 1 SAFE S S S B F F B F 3-3 S K ③			B X 1-0 S 1B 1B		X 0-0 ③ L7			X 0-0 SF7 1B 1-2 2-3 1B	4	2	2	0	0	1	1
Hubie Brooks, R (1, 9) OBP: 0.295, SLG: 0.382 Otis Nixon, S (9, PR) (9, 8) OBP: 0.320, SLG: 0.283		B S C F X 1-2 CS 1B		C B B S F X 2-2 FC6-4 1-H 1B			C X 0-1 ① G6-3		X 0-0 1B SF7 SF8 1-2 2-3 3-H 1B	4 0	0 1	3 0	2 0	0 0	0 0	0 0
Tim Wallach, R (1, 5) OBP: 0.315, SLG: 0.404	1 SAFE S S F B B S 2-3 ① ② K 1-2			1 SAFE F S S S 0-3 ① K			C B F F B B F S 3-3 ② K		B X 1-0 ① SF7 1-2 2-3 3-H	3	0	0	1	0	3	2
Mike Fitzgerald, R (1, 2) OBP: 0.343, SLG: 0.321	B S B C S 2-3 ③ K			B F S X 1-2 ② FC6-4 CS 1-2f			C B B X 2-1 ③ L5		B B X 2-0 2-3 3-H 1B	4	0	1	1	0	1	1
Spike Owen, S (1, 6) OBP: 0.368, SLG: 0.371 Mike Aldrete, L (9, PH) OBP: 0.318, SLG: 0.208 Tim Burke, R (9, 1)			B B B C B 4-1 BB BB	C S P 1-2 ③ CS 1-2	F F F B F F X 1-2 ① F8			B C X 1-1 ① P4	B C X 1-1 ② SF8 3-H	2 0 0	0 0 0	0 0 0	0 1 0	1 0 0	0 0 0	0 0 0
Dennis Martinez, R (1, 1) OBP: 0.148, SLG: 0.115 Andy McGaffigan, R (7, 1) Wallace Johnson, S (8, PH) OBP: 0.328, SLG: 0.395 Joe Hesketh, R (8, 1) OBP: 1.000, SLG: 1.000 Damaso Garcia, R (9, PH) OBP: 0.288, SLG: 0.299 (9, 4)			L B B L L 2-3 ① K		S B C S 1-3 ② K			C X 0-1 ② G6-3	C S B B S 2-3 ③ K	2 0 1 0 1	0 0 0 0 0	0 0 0 0 0	0 0 0 0 1	0 0 0 0 0	2 0 0 0 1	1 0 0 0 1
Inning Stats	R: 0 H: 0 E: 1 LOB: 1 K: 3 BB: 0 S: 13 P: 17	R: 0 H: 1 E: 0 LOB: 0 K: 2 BB: 0 S: 10 P: 15	R: 0 H: 0 E: 0 LOB: 2 K: 2 BB: 2 S: 14 P: 27	R: 1 H: 2 E: 0 LOB: 0 K: 1 BB: 0 S: 14 P: 18	R: 0 H: 0 E: 0 LOB: 0 K: 2 BB: 0 S: 12 P: 14	R: 0 H: 0 E: 0 LOB: 0 K: 1 BB: 0 S: 5 P: 6	R: 0 H: 0 E: 0 LOB: 0 K: 1 BB: 0 S: 9 P: 14	R: 0 H: 0 E: 0 LOB: 0 K: 0 BB: 0 S: 6 P: 10	R: 4 H: 5 E: 0 LOB: 1 K: 1 BB: 0 S: 12 P: 20	1B: 8 SF: 2 2B: 1 SAC: 0 3B: 0 DP: 1 HR: 0 HBP: 0						

PITCHER		IP	WLS	BF	H	R	ER	SO	BB	IBB	HBP	BLK	WP	HR	S	P	ERA	WHIP
Tim Belcher, R ERA: 2.95	(1, 1)	8.0		31	6	4	4	12	2	0	0	0	0	0	87	127	4.50	1.000
Jay Howell, R ERA: 0.98	(9, 1)	0.1	L	3	2	0	0	0	0	0	0	0	0	0	3	6	0.00	6.000
Ray Searage, L ERA: 1.13	(9, 1)	0.1		1	0	1	1	0	0	0	0	0	0	0	2	3	27.00	0.000
Alejandro Pena, R ERA: 3.8	(9, 1)	0.1		1	0	0	0	1	0	0	0	0	0	0	3	5	0.00	0.000

PITCHER	IP	WLS	BF	H	R	ER	SO	BB	IBB	HBP	BLK	WP	HR	S	P	ERA	WHIP

TOP

Montreal Expos @ Los Angeles Dodgers

Dodger Stadium, Los Angeles, CA

Tue May 30 1989, 7:05 PM PDT

Att. 25,336 - Unknown

livebaseballscorecards.com

AB	32
R	5
H	8
RBI	5
BB	2
SO	13
LOB	11

WP: 0	PA: 37																	
PB: 0																		
SB: 1																		
CS: 2																		

Batter	1	2	3	4	5	6	7	8	9	AB	R	H	RBI	BB	SO	LOB
Willie Randolph, R (1, 4) OBP: 0.369, SLG: 0.286	B B B X 3-0 FC5-4 1B		B C C B B X 3-2 ② G4-3		C B X 1-1 1B 1B		C F X 0-2 ① L9	B B F B X 3-1 ② SF9 2-3 3-H		4	0	2	1	0	0	0
Mike Davis, L (1, 7) OBP: 0.358, SLG: 0.443	X 0-0 ① FC5-4 2B 1-2f		B C C F B F B B 4-2 2B BB		B S B 1 SAFE X 2-1 1-2 1B		B B C F X 2-2 WP 3B	1 SAFE B S 1 SAFE 1 SAFE S F S 1-3 ③ K		4	3	2	0	1	1	3
Kirk Gibson, L (1, 8) OBP: 0.359, SLG: 0.423	B X 1-0 ② F8		F 1 SAFE X 0-1 1-H 2B		B C S S 1-3 ③ K		B C B F X 2-2 S 3-H 1B		C B X 1-1 ① F7	5	0	2	1	0	1	3
Eddie Murray, S (1, 3) OBP: 0.365, SLG: 0.445 John Shelby, S (9, PR) OBP: 0.259, SLG: 0.196	B 1 SAFE 1 SAFE B B C 1 SAFE X 3-1 1-H 2B		F B C B X 2-2 ③ G4-3			X 0-0 ① P3	X 0-0 ② P7		C F B F X 1-2 K2-6 1B	5 0	0 0	2 0	1 0	0 0	0 0	2 0
Mike Marshall, R (1, 9) OBP: 0.318, SLG: 0.356	X 0-0 ③ F8			C X 0-1 ① G6-3		C B S B B B X 3-2 CS 1B	1 SAFE S C F B B B S 1-2 ③ G4-3 1-2		S C F B 1 SAFE B B B S 3-3 ②③ K2-6 1-2f	5	0	1	0	0	1	3
Mike Scioscia, L (1, 2) OBP: 0.342, SLG: 0.362		X 0-0 ① F9		C F F X 0-2 ② G1-3		1 SAFE B 1 SAFE F P S X 2-2 ② 2B 1-2 1B		B B B C B 4-1 1B 1B SF9 BB		3	1	1	0	1	0	0
Jeff Hamilton, R (1, 5) OBP: 0.278, SLG: 0.390		B F B B F X 3-2 ② F8		B S B X 2-1 ③ G5-3		C 1 SAFE X 0-1 1-3 2B		B 1 SAFE X 1-0 SF9 1B 1-2 1B		4	0	2	0	0	0	0
Alfredo Griffin, S (1, 6) OBP: 0.222, SLG: 0.281		B B X 2-0 ③ F9			X 0-0 ① G4-3	I I I I 4-0 IBB		F F X 0-2 1-2 2-3 1B		3	0	1	0	1	0	0
Tim Belcher, R (1, 1) OBP: 0.115, SLG: 0.154 Jay Howell, R (9, 1) Ray Searage, L (9, 1) Alejandro Pena, R (9, 1)			B X 1-0 ① G6-3		B S S B F C 2-3 ② K	X 0-0 ③ G4-3		B S S B F B F S 3-3 ① K		4 0 0 0	0 0 0 0	0 0 0 0	0 0 0 0	2 0 0 0	0 0 0 0	6 0 0 0
Inning Stats	R: 1 E: 0 K: 0 S: 6 H: 2 LOB: 1 BB: 0 P: 13	R: 0 E: 0 K: 0 S: 5 H: 0 LOB: 0 BB: 0 P: 10	R: 1 E: 0 K: 0 S: 13 H: 1 LOB: 1 BB: 1 P: 23	R: 0 E: 0 K: 0 S: 8 H: 0 LOB: 0 BB: 0 P: 10	R: 0 E: 0 K: 2 S: 12 H: 2 LOB: 2 BB: 0 P: 18	R: 0 E: 0 K: 0 S: 11 H: 3 LOB: 3 BB: 1 P: 19	R: 1 E: 0 K: 0 S: 14 H: 2 LOB: 1 BB: 0 P: 19	R: 1 E: 0 K: 2 S: 16 H: 2 LOB: 2 BB: 1 P: 28	R: 0 E: 0 K: 1 S: 10 H: 1 LOB: 1 BB: 0 P: 15	1B: 9 2B: 4 3B: 1 HR: 0	SF: 1 SAC: 0 DP: 1 HBP: 0			WP: 1 PB: 0 SB: 1 CS: 1	PA: 41		

PITCHER		IP	WLS	BF	H	R	ER	SO	BB	IBB	HBP	BLK	WP	HR	S	P	ERA	WHIP
Dennis Martinez, R ERA: 2.81	(1, 1)	6.1		30	10	3	3	2	1	1	0	0	1	0	64	106	4.26	1.737
Andy McGaffigan, R ERA: 4.15	(7, 1)	0.2		2	0	0	0	0	0	0	0	0	0	0	5	6	0.00	0.000
Joe Hesketh, L ERA: 8.53	(8, 1)	1.0	W	6	2	1	1	2	1	0	0	0	0	0	16	28	9.00	3.000
Tim Burke, R ERA: 3.45	(9, 1)	1.0	S	3	1	0	0	1	0	0	0	0	0	0	10	15	0.00	1.000

PITCHER	IP	WLS	BF	H	R	ER	SO	BB	IBB	HBP	BLK	WP	HR	S	P	ERA	WHIP

BOTTOM

Montreal Expos @ Los Angeles Dodgers

Dodger Stadium, Los Angeles, CA

Tue May 30 1989, 7:05 PM PDT

Att. 25,336 - Unknown

livebaseballscorecards.com

AB	37
R	4
H	13
RBI	3
BB	3
SO	5
LOB	17

Batter	1	2	3	4	5	6	7	8	9	AB	R	H	RBI	BB	SO	LOB
Dave Martinez, L (1, 8) OBP: 0.315, SLG: 0.345	C B F F B X 2-2 E SF8 1B 1B	F C B F X 1-2 ③ 4-3			C B C F X 1-2 ② F7			S S S 0-3 ② K2-3		3	1	1	0	0	0	0
Otis Nixon, S (8, PH) OBP: 0.317, SLG: 0.280 (8, 8)										1	0	0	0	0	1	0
Tom Foley, L (1, 4) OBP: 0.309, SLG: 0.349 (7, 6)	X 0-0 E8 2B 1-3 WP 1B	C X 0-1 ① 4-3			B B B C F X 3-2 ③ 6-3			B F F B B F X 3-2 HR		3	1	1	0	0	0	0
Rex Hudler, R (8, PH) OBP: 0.333, SLG: 0.423 (8, 6)										1	1	1	1	0	0	0
Andres Galarraga, R (1, 3) OBP: 0.305, SLG: 0.394	X 0-0 ① SF8 3-H	C X 0-1 E5				X 0-0 ① F8		B X 1-0 ③ 6-3		3	0	0	1	0	0	0
Tim Raines, S (1, 7) OBP: 0.418, SLG: 0.494	B X 1-0 WP 1-3 SF9 2B	F F F B F F B S 2-3 ② K				B F F B B B X 3-2 ② F8			C B C B F F B B 4-2 G5-4-3 BB	3	1	1	0	1	1	1
Hubie Brooks, R (1, 9) OBP: 0.294, SLG: 0.376	B B B H 4-0 2-3 3-H HBP	B S X 1-1 ③ 6-3				B X 1-0 ③ 4-3			C S S 0-3 ① K	3	0	0	0	0	1	2
Tim Wallach, R (1, 5) OBP: 0.308, SLG: 0.398	B X 1-0 ② SF9 3-H			B B S C S 2-3 ① K2-3			C X 0-1 ① F9		S B X 1-1 ②③ G5-4-3 1-2f	3	0	0	1	0	1	1
Mike Fitzgerald, R (1, 2) OBP: 0.343, SLG: 0.314	X 0-0 ③ F9			B C C X 1-2 ② F9			B B B C B 4-1 CS BB			2	0	0	0	1	0	1
Spike Owen, S (1, 6) OBP: 0.362, SLG: 0.364		C S C 0-3 ① K		X 0-0 ③ 6-3			B F C X 1-2 ②③ F9 1-2			3	0	0	0	0	1	1
Andy McGaffigan, R (7, 1)										0	0	0	0	0	0	0
Steve Frey, R (8, 1)										0	0	0	0	0	0	0
Bryn Smith, R (1, 1) OBP: 0.217, SLG: 0.100		B X 1-0 ② 6-3			C S C 0-3 ① K			X 0-0 ① F7		2	0	0	0	0	1	0
Joe Hesketh, R (7, 1) OBP: 1.000, SLG: 1.000										0	0	0	0	0	0	0
Pascual Perez, R (7, 1) OBP: 0.200, SLG: 0.333										0	0	0	0	0	0	0
Damaso Garcia, R (7, 4) OBP: 0.284, SLG: 0.294										1	0	0	0	0	0	0
Inning Stats	R: 3 H: 3 E: 1 LOB: 1 K: 0 BB: 0 S: 9 P: 17	R: 0 H: 0 E: 0 LOB: 0 K: 1 BB: 0 S: 8 P: 10	R: 0 H: 0 E: 1 LOB: 1 K: 1 BB: 0 S: 13 P: 16	R: 0 H: 0 E: 0 LOB: 0 K: 1 BB: 0 S: 7 P: 10	R: 0 H: 0 E: 0 LOB: 0 K: 1 BB: 0 S: 10 P: 14	R: 0 H: 0 E: 0 LOB: 0 K: 0 BB: 0 S: 5 P: 9	R: 0 H: 0 E: 0 LOB: 0 K: 0 BB: 1 S: 6 P: 11	R: 1 H: 1 E: 0 LOB: 0 K: 1 BB: 0 S: 10 P: 14	R: 0 H: 0 E: 0 LOB: 0 K: 1 BB: 1 S: 9 P: 14	1B: 2 SF: 2 2B: 1 SAC: 0 3B: 0 DP: 1 HR: 1 HBP: 1						

TOP

Montreal Expos @ Los Angeles Dodgers

Dodger Stadium, Los Angeles, CA

Wed May 31 1989, 3:33 AM PDT

Att. 22,858 - Sunny

livebaseballscorecards.com

AB	28
R	4
H	4
RBI	3
BB	2
SO	6
LOB	6

WP: 1 PA: 33
PB: 0
SB: 0
CS: 1

PITCHER		IP	WLS	BF	H	R	ER	SO	BB	IBB	HBP	BLK	WP	HR	S	P	ERA	WHIP
Orel Hershiser, R ERA: 2.58	(1, 1)	7.0	W	26	3	3	3	4	1	0	1	0	1	0	58	87	3.86	0.571
Ricky Horton, L ERA: 4.08	(8, 1)	1.0		4	1	1	1	1	0	0	0	0	0	1	10	14	9.00	1.000
John Wetteland, R ERA:	(9, 1)	1.0		3	0	0	0	1	1	0	0	0	0	0	9	14	0.00	1.000

PITCHER	IP	WLS	BF	H	R	ER	SO	BB	IBB	HBP	BLK	WP	HR	S	P	ERA	WHIP

Batter	1	2	3	4	5	6	7	8	9	AB	R	H	RBI	BB	SO	LOB
Chris Gwynn, L (1, 7) (8, 9) OBP: 0.311, SLG: 0.381	C S F S 0-3 ① K		X 0-0 ② F6		B B X 2-0 1B		B S X 1-1 SH 2B 2-3	B S B B F X 3-2 6-3 1-2		4	1	1	0	0	1	1
Willie Randolph, R (1, 4) OBP: 0.374, SLG: 0.299	B C F X 1-2 ② 1-3		C B B C B X 3-2 ③ L7		X 0-0 1-2 1B		C F B B F B X 3-2 1-H 3B 2B 3-H	C B S B F F F X 2-2 2-H 1B		5	1	3	3	0	0	0
Kirk Gibson, L (1, 8) OBP: 0.381, SLG: 0.470 John Wetteland, R (9, 1)	B S X 1-1 1B			X 0-0 2B 1B	B X 1-0 ③ F7		X 0-0 2-H SF8 3B	B B F X 2-1 1-3 1B		5 0	2 0	4 0	1 0	0 0	0 0	2 0
Eddie Murray, S (1, 3) OBP: 0.362, SLG: 0.446	X 0-0 ③ 4-3			B B C X 2-1 1-H 2B		X 0-0 ① 5-3	B X 1-0 ① SF8 3-H	C S F F F B S 1-3 ② K		4	0	1	2	0	1	3
Mike Davis, L (1, 9) OBP: 0.354, SLG: 0.429 Ricky Horton, L (8, 1) John Shelby, S (8, PH) (9, 8) OBP: 0.257, SLG: 0.195		X 0-0 ① 4-3		B B F S S S 2-3 ① K		B F B B B 4-1 BB	B F F B F F X 2-2 ② F8	C B X 1-1 5-3		3 0 1	0 0 0	0 0 0	0 0 0	1 0 0	1 0 0	1 0 2
Mike Scioscia, L (1, 2) OBP: 0.346, SLG: 0.362 Rick Dempsey, R (7, PR) (8, 2) OBP: 0.356, SLG: 0.306		S B C X 1-2 FC4-6 1B		F B X 1-1 ② 4-3		F B X 1-1 ② L8	H 1-0 HR HBP			3 0	0 1	1 0	0 0	0 0	0 0	2 0
Jeff Hamilton, R (1, 5) OBP: 0.277, SLG: 0.407		S B S F X 1-2 ② F8		F F X 0-2 ③ 1-3		X 0-0 ③ P2	S B B S X 2-2 1-H HR			4	1	1	2	0	0	3
Alfredo Griffin, S (1, 6) OBP: 0.223, SLG: 0.273	B X 1-0 ③ FC4-6 1-2f				C S B B X 2-2 ① F5		4-1 2B BB 0-0 P6			3	1	0	0	1	0	2
Orel Hershiser, R (1, 1) OBP: 0.194, SLG: 0.355 Franklin Stubbs, L (7, PH) OBP: 0.353, SLG: 0.333 Mickey Hatcher, R (7, PH) (8, 7) OBP: 0.299, SLG: 0.371			C C F B L 1-3 ① K		B F X 1-1 ② 5-3		C B X 1-1 SH 1-H 2B 2B	B B S F X 2-2 S 1B 1B		2 0 2	0 0 2	0 0 2	0 0 1	0 0 0	1 0 0	0 0 0
Inning Stats	R: 0 H: 1 E: 0 LOB: 1 K: 1 BB: 0 S: 10 P: 12	R: 0 H: 1 E: 0 LOB: 1 K: 0 BB: 0 S: 9 P: 12	R: 0 H: 0 E: 0 LOB: 0 K: 1 BB: 0 S: 8 P: 12	R: 1 H: 2 E: 0 LOB: 1 K: 1 BB: 0 S: 11 P: 16	R: 0 H: 2 E: 0 LOB: 2 K: 0 BB: 0 S: 8 P: 14	R: 0 H: 0 E: 0 LOB: 1 K: 0 BB: 1 S: 5 P: 10	R: 7 H: 4 E: 0 LOB: 1 K: 0 BB: 1 S: 20 P: 35	R: 1 H: 3 E: 0 LOB: 2 K: 1 BB: 0 S: 22 P: 33		1B: 8 SF: 1 2B: 3 SAC: 1 3B: 1 DP: 0 HR: 1 HBP: 1				WP: 0 PA: 41 PB: 0 SB: 1 CS: 0		

PITCHER		IP	WLS	BF	H	R	ER	SO	BB	IBB	HBP	BLK	WP	HR	S	P	ERA	WHIP
Bryn Smith, R ERA: 1.97	(1, 1)	6.0		26	6	2	2	3	2	0	0	0	0	0	52	81	3.00	1.333
Joe Hesketh, L ERA: 9.47	(7, 1)	0.0	L	2	1	0	0	0	0	0	0	0	0	0	4	6	∞	∞
Pascual Perez, R ERA: 5.1	(7, 1)	0.2		5	2	4	4	0	0	0	1	0	0	0	11	18	54.00	3.000
Andy McGaffigan, R ERA: 4.73	(7, 1)	0.2		5	3	3	3	0	0	0	0	0	0	1	16	25	40.50	4.500
Steve Frey, L ERA:	(8, 1)	0.2		3	1	0	0	1	0	0	0	0	0	0	10	14	0.00	1.500

PITCHER	IP	WLS	BF	H	R	ER	SO	BB	IBB	HBP	BLK	WP	HR	S	P	ERA	WHIP

BOTTOM

Montreal Expos @ Los Angeles Dodgers

Dodger Stadium, Los Angeles, CA

Wed May 31 1989, 3:33 AM PDT

Att. 22,858 - Sunny

livebaseballscorecards.com

AB	36
R	9
H	13
RBI	9
BB	2
SO	4
LOB	16

Batter	1	2	3	4	5	6	7	8	9	10	11	12	13	AB	R	H	RBI	BB	SO	LOB
Dave Martinez, L (1, 8) OBP: 0.308, SLG: 0.336	B B C C F B X 3-2 F7 ①		B F C B F F S 2-3 K ①		P X 1-0 1-2 1B ②			B C C C 1-3 K ①		F B X 1-1 F6 ③			X 0-0 4-3 1-3 ②	6	0	1	0	0	2	3
Tom Foley, L (1, 4) OBP: 0.310, SLG: 0.340 (13, 6)	F B B B B F B 4-2 BB		C F B X 1-2 L7 ②		X 0-0 F8 ③			F B B B B F X 3-2 F8 ②			C X 0-1 P2 ①		B B B B 4-0 1B BB	4	0	0	0	2	0	2
Andres Galarraga, R (1, 3) OBP: 0.311, SLG: 0.394	C S F B S 1-3 K ②		S F S 0-3 K ③			B B S F B B 4-2 FC3-6 BB		S B F B S 2-3 K ③			X 0-0 G6-4-3 1B		X 0-0 1-2 3-H 1B	5	0	2	1	1	3	2
Tim Raines, S (1, 7) OBP: 0.412, SLG: 0.489 Brett Gideon, R (13, 1) Joe Hesketh, R (13, 1) OBP: 1.000, SLG: 1.000	F B X 1-1 L8 ③			F F B X 1-2 4-3 2B		B F X 1-1 FC3-6 CS 1-2f			X 0-0 F9 ①		B B X 2-0 G6-4-3 1-2f ② ③		S S S 0-3 K ③	6	0	1	0	0	1	5
Hubie Brooks, R (1, 9) OBP: 0.293, SLG: 0.373 Tim Burke, R (9, 1) Wallace Johnson, S (12, PH) OBP: 0.318, SLG: 0.385 Steve Frey, R (12, 1) Otis Nixon, S (13, 9) OBP: 0.317, SLG: 0.280		C B X 1-1 2B 1B		B B X 2-0 4-3 2-3 ①		B P F F F F B X 3-2 F8 ② ③ 1-2			X 0-0 F7 ②			X 0-0 L9 ①		0 1 0 0 0	0 0 0 0 0	0 0 0 0 0	0 0 0 0 0	0 0 0 0 0	0 0 0 0 0	2 0 0 0 0
Tim Wallach, R (1, 5) OBP: 0.311, SLG: 0.400		C B B X 2-1 1-H 2B		B F F B F B B 4-2 G6-4-3 BB			C X 0-1 5-3 ①		B B C S S 2-3 K ③			B F G B F X 3-2 4-3 ②		4	0	1	1	1	1	0
Mike Fitzgerald, R (1, 2) OBP: 0.327, SLG: 0.297		S B B F B S 3-3 K ①		B B X 2-0 G6-4-3 1-2f ② ③			C C S 0-3 K ②			X 0-0 F8 ①		B C X 1-1 1-3 ③		5	0	0	0	0	2	3
Spike Owen, S (1, 6) OBP: 0.368, SLG: 0.359 Rex Hudler, R (13, PR) OBP: 0.333, SLG: 0.423 (13, 4)	C B X 1-1 F5 ②				B B C B B 4-1 CS BB		B L X 1-1 G3 ③			B B C B F F B 4-2 BB			B B B B 4-0 FC1-6 BB	2 0	0 0	0 0	0 0	3 0	0 0	1 0
Mark Langston, R (1, 1) OBP: 0.286, SLG: 0.286 Mike Aldrete, L (9, 9) OBP: 0.309, SLG: 0.200 (13, 7)	S F S 0-3 K ③				X 0-0 B1 ①			X 0-0 1B		B B F X 2-1 F6 ②			X 0-0 FC1-6 4-3 WP 1B 1-2f ①	3 2	0 1	1 0	0 0	0 0	1 0	2 2
Inning Stats	R: 0 H: 0 E: 0 LOB: 1 K: 1 BB: 1 S: 12 P: 21	R: 1 H: 2 E: 0 LOB: 1 K: 2 BB: 0 S: 12 P: 19	R: 0 H: 0 E: 0 LOB: 0 K: 2 BB: 0 S: 11 P: 14	R: 0 H: 1 E: 0 LOB: 1 S: 8 BB: 1 P: 17	R: 0 H: 1 E: 0 LOB: 1 K: 0 BB: 1 S: 5 P: 9	R: 0 H: 0 E: 0 LOB: 0 K: 0 BB: 1 S: 10 P: 17	R: 0 H: 0 E: 0 LOB: 0 K: 1 BB: 0 S: 7 P: 8	R: 0 H: 1 E: 0 LOB: 1 K: 2 BB: 0 S: 10 P: 16	R: 0 H: 0 E: 0 LOB: 0 K: 1 BB: 0 S: 5 P: 7	R: 0 H: 0 E: 0 LOB: 1 K: 0 BB: 1 S: 8 P: 15	R: 0 H: 1 E: 0 LOB: 0 K: 0 BB: 0 S: 4 P: 6	R: 0 H: 0 E: 0 LOB: 0 K: 0 BB: 0 S: 7 P: 11	R: 1 H: 1 E: 0 LOB: 2 K: 1 BB: 2 S: 6 P: 14	1B: 5 SF: 0 2B: 2 SAC: 0 3B: 0 DP: 2 HR: 0 HBP: 0						

PITCHER		IP	WLS	BF	H	R	ER	SO	BB	IBB	HBP	BLK	WP	HR	S	P	ERA	WHIP
Ken Howell, R ERA: 3.94	(1, 1)	8.0		30	5	1	1	8	4	0	0	0	0	0	75	121	1.12	1.125
Steve Bedrosian, R ERA: 2.36	(9, 1)	2.0		7	0	0	0	1	1	0	0	0	0	0	13	22	0.00	0.500
Jeff Parrett, R ERA: 2.25	(11, 1)	2.0		6	1	0	0	0	0	0	0	0	0	0	11	17	0.00	0.500
Greg Harris, R ERA: 3.57	(13, 1)	1.0	L	6	1	1	1	1	2	0	0	0	1	0	6	14	9.00	3.000

PITCHER	IP	WLS	BF	H	R	ER	SO	BB	IBB	HBP	BLK	WP	HR	S	P	ERA	WHIP

TOP

Montreal Expos @ Philadelphia Phillies

Veterans Stadium, Philadelphia, PA

Fri Jun 02 1989, 7:05 PM EDT

Att. 20,560 - Unknown - 85 F

livebaseballscorecards.com

AB	42
R	2
H	7
RBI	2
BB	7
SO	10
LOB	22

Montreal Expos @ Philadelphia Phillies

Veterans Stadium, Philadelphia, PA

Fri Jun 02 1989, 7:05 PM EDT

Att. 20,560 - Unknown - 85 F

livebaseballscorecards.com

BOTTOM

Batter	1	2	3	4	5	6	7	8	9	10	11	12	13	AB	R	H	RBI	BB	SO	LOB
Bob Dernier, R (1, 7) OBP: 0.248, SLG: 0.247	L7		6-3			5-3		1-2 2-3 BB		F8		G3-2-3 3-Hf		4	0	0	0	1	0	0
Jeff Parrett, R (11, 1)														0	0	0	0	0	0	0
Dwayne Murphy, L (12, PH) OBP: 0.302, SLG: 0.333														1	0	0	0	0	0	3
Greg Harris, S (13, 1)														0	0	0	0	0	0	0
Dickie Thon, R (1, 6) OBP: 0.297, SLG: 0.318	K			F8		K		K			3-1		BB	4	0	0	0	0	3	3
Steve Bedrosian, R (9, 1)														0	0	0	0	0	0	0
Curt Ford, L (11, 7) OBP: 0.276, SLG: 0.296														1	0	0	0	1	0	0
Tom Herr, S (1, 4) OBP: 0.347, SLG: 0.364	1B			5-3			E5 1B	K			E3 1-3		B1	6	0	1	0	0	1	4
Juan Samuel, R (1, 8) OBP: 0.264, SLG: 0.329	F9			F8			K	K			1-3 1-2		BB 1-2	5	0	0	0	1	2	6
Ricky Jordan, R (1, 3) OBP: 0.284, SLG: 0.312		5-3			HR		1-2 1B		G6-4-3 1B		P2		P3	6	1	3	1	0	0	3
Von Hayes, L (1, 9) OBP: 0.447, SLG: 0.531		6-3 1B			4-1		K		G6-4-3 1-2f			BB CI G3-2-3 BB	G3	5	0	1	0	1	1	5
Chris James, R (1, 5) OBP: 0.223, SLG: 0.263		1 SAFE 6-3 1-2			3-1		L5		P4			B5		5	0	0	0	0	0	4
Steve Lake, R (1, 2) OBP: 0.338, SLG: 0.344	F4				L6			2-0 BB BB 1B		F8		CI 1-2 BB		3	0	1	0	0	0	0
Darren Daulton, L (8, PR) OBP: 0.273, SLG: 0.394 (9, 2)														1	0	0	0	0	0	0
Ken Howell, R (1, 1) OBP: 0.250, SLG: 0.222	K					0-3 K		4-2 1-2 BB		G3		4-2 1-2 2-3 BB		2	0	0	0	0	2	0
Steve Jeltz, S (8, PH) OBP: 0.405, SLG: 0.375 (9, 6)														1	0	0	0	2	0	0

Inning Stats	1	2	3	4	5	6	7	8	9	10	11	12	13
	R: 0 E: 0 K: 1 S: 7	H: 1 LOB: 1 BB: 0 P: 10	R: 0 E: 0 K: 0 S: 9	H: 1 LOB: 0 BB: 0 P: 14	R: 0 E: 0 K: 1 S: 6	H: 0 LOB: 0 BB: 0 P: 10	R: 0 E: 0 K: 0 S: 6	H: 0 LOB: 0 BB: 0 P: 8	R: 1 E: 0 K: 0 S: 7	H: 1 LOB: 0 BB: 0 P: 10	R: 0 E: 0 K: 2 S: 7	H: 0 LOB: 0 BB: 0 P: 9	R: 0 E: 1 K: 2 S: 16	H: 1 LOB: 2 BB: 0 P: 26	R: 0 E: 0 K: 3 S: 17	H: 1 LOB: 3 BB: 2 P: 31	R: 0 E: 0 K: 0 S: 7	H: 1 LOB: 0 BB: 0 P: 9	R: 0 E: 0 K: 0 S: 9	H: 0 LOB: 0 BB: 0 P: 12	R: 0 E: 1 K: 0 S: 10	H: 0 LOB: 1 BB: 0 P: 11	R: 0 E: 1 K: 0 S: 12	H: 0 LOB: 2 BB: 2 P: 24	R: 0 E: 0 K: 0 S: 3	H: 0 LOB: 2 BB: 2 P: 11

PITCHER		IP	WLS	BF	H	R	ER	SO	BB	IBB	HBP	BLK	WP	HR	S	P	ERA	WHIP
Mark Langston, L ERA: 3.12	(1, 1)	8.0		31	5	1	1	9	2	0	0	0	0	1	75	118	1.12	0.875
Tim Burke, R ERA: 3.13	(9, 1)	3.0		10	1	0	0	0	0	0	0	0	0	0	26	32	0.00	0.333
Steve Frey, L ERA:	(12, 1)	1.1	W	7	0	0	0	0	3	0	0	0	0	0	13	29	0.00	2.250
Brett Gideon, R ERA:	(13, 1)	0.1		2	0	0	0	0	1	0	0	0	0	0	1	5	0.00	3.000
Joe Hesketh, L ERA: 9.31	(13, 1)	0.1	S	1	0	0	0	0	0	0	0	0	0	0	1	1	0.00	0.000

PITCHER	IP	WLS	BF	H	R	ER	SO	BB	IBB	HBP	BLK	WP	HR	S	P	ERA	WHIP

AB	44
R	1
H	6
RBI	1
BB	6
SO	9
LOB	28

1B: 5	SF: 0	WP: 0	PA: 51
2B: 0	SAC: 0	PB: 0	
3B: 0	DP: 2	SB: 0	
HR: 1	HBP: 0	CS: 0	

Batter	1	2	3	4	5	6	7	8	9	AB	R	H	RBI	BB	SO	LOB
Otis Nixon, S (1, 8) OBP: 0.312, SLG: 0.276	B1-3		G6-3		1B 1-2 1B		G4-3	G1-3		5	0	1	0	0	0	0
Damaso Garcia, R (1, 4) OBP: 0.304, SLG: 0.315	1B		G4-3		1-3 2-H 1B		HR 1B	G4-3		5	1	3	1	0	0	0
Andres Galarraga, R (1, 3) OBP: 0.313, SLG: 0.408	F8		K		IBB		1-H HR	G4-3		4	1	1	2	1	1	1
Tim Raines, S (1, 7) OBP: 0.407, SLG: 0.481	P3			F8	F7		WP 1B 1B		G4-3	5	1	1	0	0	0	4
Hubie Brooks, R (1, 9) OBP: 0.297, SLG: 0.376		F7		K		CS BB 1B	1 SAFE 1-H 2B 1B		FC1-6 1B	4	1	2	1	0	1	0
Dave Martinez, L (8, 9) OBP: 0.313, SLG: 0.342										1	0	1	0	0	0	0
Tim Wallach, R (1, 5) OBP: 0.313, SLG: 0.400		G6-3 BLK 2B 1B		G6-3		F7	1-2 2B 1B		1 SAFE 1-2f FC1-6 2B	5	2	2	0	0	0	2
Mike Fitzgerald, R (1, 2) OBP: 0.339, SLG: 0.326		G6-3 1-3			G6-3	BB 1-2	1-3 2-H 2B		1-H 2B	4	0	2	2	1	0	1
Spike Owen, S (1, 6) OBP: 0.369, SLG: 0.362		3-H 2B			F9	K 2-3	IBB		G6-3	4	0	1	1	1	1	3
Kevin Gross, R (1, 1) OBP: 0.250, SLG: 0.125		G5-3			1B 1B BB		G6-3	K		3	1	0	0	1	1	4
Joe Hesketh, R (9, 1) OBP: 1.000, SLG: 1.000										0	0	0	0	0	0	0
Tim Burke, R (9, 1)										0	0	0	0	0	0	0
Inning Stats	R: 0 E: 0 K: 0 S: 9 H: 1 LOB: 1 BB: 0 P: 14	R: 1 E: 0 K: 0 S: 12 H: 2 LOB: 1 BB: 0 P: 23	R: 0 E: 0 K: 1 S: 5 H: 0 LOB: 0 BB: 0 P: 9	R: 0 E: 0 K: 1 S: 6 H: 0 LOB: 0 BB: 0 P: 8	R: 1 E: 0 K: 0 S: 11 H: 2 LOB: 3 BB: 2 P: 28	R: 0 E: 0 K: 1 S: 13 H: 1 LOB: 2 BB: 1 P: 22	R: 4 E: 0 K: 1 S: 17 H: 6 LOB: 3 BB: 1 P: 35	R: 0 E: 0 K: 0 S: 4 H: 0 LOB: 0 BB: 0 P: 7	R: 1 E: 0 K: 0 S: 10 H: 2 LOB: 1 BB: 0 P: 17	1B: 10 2B: 4 3B: 0 HR: 1 SF: 0 SAC: 0 DP: 1 HBP: 0	WP: 1 PB: 0 SB: 0 CS: 1 PA: 44					

PITCHER		IP	WLS	BF	H	R	ER	SO	BB	IBB	HBP	BLK	WP	HR	S	P	ERA	WHIP
Larry McWilliams, L ERA: 3.04	(1, 1)	6.0	L	26	6	2	2	3	2	1	0	1	0	0	56	104	3.00	1.333
Mike Maddux, R ERA: 5.01	(7, 1)	0.2		7	5	4	4	0	0	0	0	0	1	1	12	23	54.00	7.500
Greg Harris, R ERA: 3.58	(7, 1)	2.1		11	3	1	1	1	0	1	0	0	0	0	19	36	3.86	1.286

PITCHER	IP	WLS	BF	H	R	ER	SO	BB	IBB	HBP	BLK	WP	HR	S	P	ERA	WHIP

TOP

Montreal Expos @ Philadelphia Phillies

Veterans Stadium, Philadelphia, PA

Sat Jun 03 1989, 7:05 PM EDT

Att. 35,269 - Unknown - 80 F

livebaseballscorecards.com

AB	40
R	7
H	14
RBI	7
BB	4
SO	4
LOB	15

BOTTOM

Montreal Expos @ Philadelphia Phillies

Veterans Stadium, Philadelphia, PA

Sat Jun 03 1989, 7:05 PM EDT

Att. 35,269 - Unknown - 80 F

livebaseballscorecards.com

Batter	1	2	3	4	5	6	7	8	9	AB	R	H	RBI	BB	SO	LOB
Tom Herr, S (1, 4) OBP: 0.338, SLG: 0.354	G6-3		G4-3		G5-3		P6		E6 BB 1-2	5	1	0	0	0	0	1
Randy Ready, R (1, 5) OBP: 0.345, SLG: 0.296	G6-3		F7		F9		G1-3		2B 1B BB 1-2 2-3	4	1	0	0	1	0	0
Von Hayes, L (1, 9) OBP: 0.450, SLG: 0.555	G3-1		S BB		HR		K		1B SF7 2B 1-3 2-H 3-H	4	2	2	3	1	1	0
Juan Samuel, R (1, 8) OBP: 0.274, SLG: 0.338		G6-3	K 1-2		S 1B			G6-4-3 BB 1B	DI 1B 2-3 3-H	5	0	3	1	0	1	1
John Kruk, L (1, 7) OBP: 0.337, SLG: 0.304		G4-6-3 1B		G1-4-3	K 1-2			G6-4-3 BB 1-2	SF7 3-H	3	0	1	1	1	1	1
Ricky Jordan, R (1, 3) OBP: 0.288, SLG: 0.315		G4-6-3 1B 1-2		BB 1B		E5 S		G6-4-3 1-2f 2-3	G6-3 1-2	5	0	2	0	0	0	3
Darren Daulton, L (1, 2) OBP: 0.272, SLG: 0.384		G4-6-3 1-2 2-3		BB 1-2		K 1-2		G4-3		3	0	0	0	1	1	4
Steve Jeltz, S (1, 6) OBP: 0.410, SLG: 0.364		FC6-4 IBB							BB E 2B BB	2	1	0	0	2	2	3
Larry McWilliams, L (1, 1) OBP: 0.125, SLG: 0.125		FC6-4 1-2f		K		G3			K	2	0	0	0	0	1	5
Dwayne Murphy, L (6, PH) OBP: 0.295, SLG: 0.325										1	0	0	0	0	0	1
Mike Maddux, L (7, 1)										0	0	0	0	0	0	0
Greg Harris, S (7, 1)										0	0	0	0	0	0	0
Curt Ford, L (9, PH) OBP: 0.271, SLG: 0.291										1	0	0	0	0	1	1
Inning Stats	R: 0 E: 0 K: 0 S: 9 H: 0 LOB: 0 BB: 0 P: 15	R: 0 E: 0 K: 0 S: 12 H: 2 LOB: 3 BB: 1 P: 24	R: 0 E: 0 K: 1 S: 13 H: 0 LOB: 1 BB: 1 P: 21	R: 0 E: 0 K: 2 S: 11 H: 1 LOB: 2 BB: 1 P: 20	R: 1 E: 0 K: 1 S: 11 H: 2 LOB: 1 BB: 0 P: 17	R: 0 E: 1 K: 2 S: 11 H: 0 LOB: 1 BB: 0 P: 20	R: 0 E: 0 K: 1 S: 11 H: 0 LOB: 0 BB: 0 P: 15	R: 0 E: 0 K: 0 S: 7 H: 1 LOB: 1 BB: 1 P: 14	R: 4 E: 1 K: 1 S: 12 H: 2 LOB: 1 BB: 2 P: 26	1B: 6 2B: 1 3B: 0 HR: 1 SF: 1 SAC: 0 DP: 1 HBP: 0	WP: 0 PB: 0 SB: 3 CS: 0 PA: 42					

	AB	35
	R	5
	H	8
	RBI	5
	BB	6
	SO	8
	LOB	20

PITCHER		IP	WLS	BF	H	R	ER	SO	BB	IBB	HBP	BLK	WP	HR	S	P	ERA	WHIP
Kevin Gross, R ERA: 3.78	(1, 1)	8.1	W	38	6	4	4	8	5	1	0	0	0	1	91	161	4.32	1.320
Joe Hesketh, L ERA: 9.78	(9, 1)	0.0		1	1	0	0	0	0	0	0	0	0	0	1	3	∞	∞
Tim Burke, R ERA: 3.06	(9, 1)	0.2	S	3	1	1	0	0	0	0	0	0	0	0	5	8	0.00	1.500

PITCHER	IP	WLS	BF	H	R	ER	SO	BB	IBB	HBP	BLK	WP	HR	S	P	ERA	WHIP

Batter	1	2	3	4	5	6	7	8	9	AB	R	H	RBI	BB	SO	LOB
Dave Martinez, L (1, 8) OBP: 0.316, SLG: 0.344	C S S 0-3 K		C F X 0-2 L1-3 1B		X 0-0 G6-3		C B B B S B 4-2 BB	S B B 3 B C X SAFE 3-2 1-H 2-H 3-H 2B		2	0	1	0	0	1	0
Otis Nixon, S (5, PH) OBP: 0.321, SLG: 0.290 (5, 8)										2	0	1	3	1	0	0
Wallace Johnson, S (1, 3) OBP: 0.306, SLG: 0.372	B B C B X 3-1 FC1-6 1B		C B P 1 SAFE B X 3-1 L1-3 1-2		C F B X 1-2 F6		B F B F X 2-2 SF7 2-3 3-H	B X 1-0 G4-3		4	0	1	1	0	0	2
Mike Aldrete, L (1, 9) OBP: 0.300, SLG: 0.193	B 1 SAFE C B X 2-1 FC1-6 1-2f		B B F F B X 3-2 G4-3			B C B X 2-1 P4	1 SAFE C 1 SAFE S B F 1 SAFE 1 SAFE F 2-2 P CS 3-H	C B F B X 2-2 HR	B B C L F B F X 3-2 F9	2	0	0	0	0	0	1
Rex Hudler, R (6, PH) OBP: 0.333, SLG: 0.517 (6, 9)										3	1	1	1	0	0	0
Tim Raines, S (1, 7) OBP: 0.407, SLG: 0.474	B C B B X 3-1 G1-3			F X 0-1 G4-3		C B B B F B 4-2 G5-4-3 BB		F F B X 1-2 G3	B C B B F B 4-2 BB	3	0	0	0	2	0	1
Tim Wallach, R (1, 5) OBP: 0.310, SLG: 0.400		F B X 1-1 F8		X 0-0 F9		B X 1-0 G5-4-3 1-2f		B X 1-0 2B 2B	1 SAFE B C 1 SAFE X 1-1 P6	5	1	1	0	0	0	2
Tom Foley, L (1, 4) OBP: 0.318, SLG: 0.344		B B C B B 4-1 1B BB		B C B F F X 2-2 1B 1B			B B X 2-0 E6 2B	B B S B B 4-1 2B 2B BB	X 0-0 F9	1	0	1	0	1	0	0
Damaso Garcia, R (7, PH) OBP: 0.305, SLG: 0.307 (7, 4)										2	2	0	0	1	0	1
Marty Pevey, L (1, 2) OBP: 0.111, SLG: 0.111		B C X 1-1 P6		B B X 2-0 1-3 1B			X 0-0 1B SF7 2-H 2B	B 1 SAFE X 1-0 1-3 2-H 2B 2B		2	0	1	0	0	0	1
Mike Fitzgerald, R (7, PH) OBP: 0.350, SLG: 0.361 (7, 2)										2	2	2	2	0	0	0
Spike Owen, S (1, 6) OBP: 0.377, SLG: 0.368		C X 0-1 FC6-4 1-2 1B		C X 0-1 G3			F B B X 2-1 SF7 SH1-4 CS 2-3 1B	I I I I 4-0 2B IBB		3	1	2	0	1	0	2
Dennis Martinez, R (1, 1) OBP: 0.133, SLG: 0.103		F X 0-1 FC6-4 1-2f			B B C F F X 2-2 F8		C 1 SAFE X 0-1 SH1-4 1-2	B F F S 1-3 K		3	0	0	0	0	1	5
Andy McGaffigan, R (8, 1)										0	0	0	0	0	0	0
Inning Stats	R: 0 E: 0 K: 1 S: 9 H: 1 LOB: 1 BB: 0 P: 17	R: 0 E: 0 K: 0 S: 9 H: 1 LOB: 2 BB: 1 P: 15	R: 0 E: 0 K: 0 S: 9 H: 1 LOB: 0 BB: 0 P: 14	R: 0 E: 0 K: 0 S: 10 H: 2 LOB: 2 BB: 0 P: 14	R: 0 E: 0 K: 0 S: 8 H: 0 LOB: 0 BB: 0 P: 11	R: 0 E: 0 K: 0 S: 5 H: 0 LOB: 0 BB: 1 P: 12	R: 2 E: 1 K: 0 S: 16 H: 2 LOB: 1 BB: 1 P: 27	R: 5 E: 0 K: 1 S: 16 H: 4 LOB: 1 BB: 2 P: 34	R: 0 E: 0 K: 0 S: 10 H: 0 LOB: 1 BB: 1 P: 18	1B: 6 2B: 5 3B: 0 HR: 1 SF: 1 SAC: 1 DP: 2 HBP: 0						

TOP

Montreal Expos @ Philadelphia Phillies

Veterans Stadium, Philadelphia, PA

Sun Jun 04 1989, 3:33 AM EDT

Att. 30,926 - Sunny - 80 F

livebaseballscorecards.com

AB	34
R	7
H	11
RBI	7
BB	6
SO	2
LOB	15

WP: 0 PB: 0 SB: 0 CS: 1 PA: 43

PITCHER		IP	WLS	BF	H	R	ER	SO	BB	IBB	HBP	BLK	WP	HR	S	P	ERA	WHIP
Floyd Youmans, R ERA: 5.18	(1, 1)	4.0		17	5	0	0	1	1	0	0	0	0	0	37	60	0.00	1.500
Don Carman, L ERA: 5.32	(5, 1)	2.0	L	9	2	2	0	0	1	0	0	0	0	0	17	31	0.00	1.500
Jeff Parrett, R ERA: 3.81	(7, 1)	2.0		12	4	5	5	1	2	1	0	0	0	1	28	53	22.50	3.000
Greg Harris, R ERA: 3.49	(9, 1)	1.0		4	0	0	0	0	1	0	0	0	0	0	10	18	0.00	1.000

PITCHER	IP	WLS	BF	H	R	ER	SO	BB	IBB	HBP	BLK	WP	HR	S	P	ERA	WHIP

BOTTOM

Batter	1	2	3	4	5	6	7	8	9	AB	R	H	RBI	BB	SO	LOB
Tom Herr, S (1, 4) OBP: 0.335, SLG: 0.351	F7	L8			F9 HBP 1B		G5-3		G4-3	5	0	1	0	0	0	3
Randy Ready, R (1, 5) OBP: 0.348, SLG: 0.293	K		CS 1B		1-2 HBP		F9		F8	4	0	1	0	0	1	1
Von Hayes, L (1, 3) OBP: 0.449, SLG: 0.565	BB		G5-3 1-2		F9 2-3			HR	K	4	1	1	1	1	1	3
John Kruk, L (1, 7) OBP: 0.333, SLG: 0.301	G4-3		1B		L9			G4-3		4	0	1	0	0	0	3
Juan Samuel, R (1, 8) OBP: 0.280, SLG: 0.361		HR	P4			F9		1B		4	2	2	1	0	0	1
Dwayne Murphy, L (1, 9) OBP: 0.313, SLG: 0.409		FC5-4 1B	G4-3			G3-1		HR		4	1	2	2	0	0	0
Dickie Thon, R (1, 6) OBP: 0.291, SLG: 0.311 Greg Harris, S (9, 1) OBP: 0.000, SLG: 0.000	1 SAFE	FC5-4 FC3-5 1B 1-2f	G5-3			G1-3		P6		3 0	0 0	0 0	0 0	0 0	0 0	1 0
Steve Lake, R (1, 2) OBP: 0.342, SLG: 0.348 Curt Ford, L (7, PH) OBP: 0.283, SLG: 0.304 Darren Daulton, L (8, 2) OBP: 0.278, SLG: 0.384	1 SAFE	FC3-5 1-2 1B	L8				G5-3 SH1-4 1B	BB		2 1 0	0 0 0	1 1 0	0 0 0	0 0 1	0 0 0	0 0 0
Floyd Youmans, R (1, 1) OBP: 0.091, SLG: 0.091 Don Carman, L (5, 1) Jeff Parrett, R (7, 1) Steve Jeltz, S (7, 6) OBP: 0.405, SLG: 0.358 Mark Ryal, L (8, PH) OBP: 0.286, SLG: 0.333	FC3-5 1-2 2-3f				G4-3		1 SAFE 1 SAFE SH1-4 1-2		G3	1 1 0 1 1	0 0 0 0 0	0 0 0 0 0	0 0 0 0 0	0 0 0 0 0	0 0 0 0 0	2 0 0 1 0
Inning Stats	R: 0 E: 0 K: 1 S: 10 H: 0 LOB: 1 BB: 1 P: 16	R: 1 E: 0 K: 0 S: 10 H: 3 LOB: 2 BB: 0 P: 15	R: 0 E: 0 K: 0 S: 11 H: 2 LOB: 1 BB: 0 P: 15	R: 0 E: 0 K: 0 S: 7 H: 0 LOB: 0 BB: 0 P: 12	R: 0 E: 0 K: 0 S: 10 H: 1 LOB: 2 BB: 0 P: 12	R: 0 E: 0 K: 0 S: 6 H: 0 LOB: 0 BB: 0 P: 11	R: 0 E: 0 K: 0 S: 8 H: 1 LOB: 1 BB: 0 P: 10	R: 3 E: 0 K: 0 S: 15 H: 3 LOB: 1 BB: 1 P: 26	R: 0 E: 0 K: 1 S: 8 H: 0 LOB: 0 BB: 0 P: 14	1B: 7 2B: 0 3B: 0 HR: 3	SF: 0 SAC: 1 DP: 0 HBP: 1	WP: 0 PB: 0 SB: 0 CS: 1	PA: 39			

PITCHER		IP	WLS	BF	H	R	ER	SO	BB	IBB	HBP	BLK	WP	HR	S	P	ERA	WHIP
Dennis Martinez, R ERA: 2.99	(1, 1)	7.1	W	33	10	4	4	1	1	0	1	0	0	3	73	109	4.91	1.500
Andy McGaffigan, R ERA: 4.45	(8, 1)	1.2	S	6	0	0	0	1	1	0	0	0	0	0	12	22	0.00	0.600

PITCHER	IP	WLS	BF	H	R	ER	SO	BB	IBB	HBP	BLK	WP	HR	S	P	ERA	WHIP

Montreal Expos @ Philadelphia Phillies

Veterans Stadium, Philadelphia, PA

Sun Jun 04 1989, 3:33 AM EDT

Att. 30,926 - Sunny - 80 F

livebaseballscorecards.com

AB	35
R	4
H	10
RBI	4
BB	2
SO	2
LOB	15

Batter	1	2	3	4	5	6	7	8	9	AB	R	H	RBI	BB	SO	LOB
Vince Coleman, S (1, 7) OBP: 0.344, SLG: 0.379	C B B X 2-1 F7 ①		X 0-0 1-2 HR 1B	B C B C X 2-2 G3 ② 1-3			B B C F S 2-3 K ②		B C B S X 2-2 P5 ②	5	1	1	0	0	1	1
Milt Thompson, L (1, 8) OBP: 0.373, SLG: 0.433	C X 0-1 F8 ②		X 0-0 1-H 2-H HR	C B F S 1-3 K ③			X 0-0 S 1B		C X 0-1 G4-3 ③	5	1	2	3	0	1	1
Ozzie Smith, S (1, 6) OBP: 0.327, SLG: 0.337	C B B F X 2-2 G4-3 ③		X 0-0 G4-3 ①		B X 1-0 G3 ①		1 SAFE 1 SAFE P X 1-0 1-2 L6 ③			4	0	0	0	0	0	1
Pedro Guerrero, R (1, 3) OBP: 0.378, SLG: 0.503		F B S F X 1-2 1B 1B	B S B B B 4-1 HR G4-1 BB		C B C B X 2-2 G1-6-3 1B			X 0-0 BB 1B		3	1	3	0	1	0	0
Terry Pendleton, S (1, 5) OBP: 0.305, SLG: 0.327		B B C F X 2-2 F7 ①	B B F S X 2-2 G4-1 ② 1-2		S X 0-1 G1-6-3 ② ③ 1-2f			B X 1-0 P6 ①		4	0	0	0	0	0	4
Tom Brunansky, R (1, 9) OBP: 0.300, SLG: 0.372		B X 1-0 F8 ②	X 0-0 2-H HR			X 0-0 F3 ①		B B F B S S 3-3 K ②		4	1	1	2	0	1	2
José Oquendo, S (1, 4) OBP: 0.341, SLG: 0.310		C B S X 1-2 1-2 1B	B S B X 2-1 G3 ③			B S B B X 2-1 F8 ②		B B B B 4-0 1-2 BB		3	0	1	0	1	0	0
Tony Peña, R (1, 2) OBP: 0.269, SLG: 0.323		S X 0-1 P6 ③		X 0-0 G3 S 1B		S F X 0-2 L1 ③		B F B X 2-1 F8 ③		4	0	1	0	0	0	4
Jose DeLeon, R (1, 1) OBP: 0.125, SLG: 0.097			F B B B B 4-1 1B HR BB	L L L 0-3 K ①			B F B S S 2-3 K ①		X 0-0 G6-3 ①	2	1	0	0	1	2	1
Ken Dayley, L (7, 1)										0	0	0	0	0	0	0
John Morris, L (9, PH) OBP: 0.353, SLG: 0.559										0	0	0	0	0	0	0
Jim Lindeman, R (9, PH) OBP: 0.222, SLG: 0.167										1	0	0	0	0	0	0
John Costello, R (9, 1)										0	0	0	0	0	0	0
Inning Stats	R: 0 E: 0 K: 0 S: 7 H: 0 LOB: 0 BB: 0 P: 11	R: 0 E: 0 K: 0 S: 13 H: 2 LOB: 2 BB: 0 P: 18	R: 5 E: 0 K: 0 S: 11 H: 3 LOB: 0 BB: 2 P: 23	R: 0 E: 0 K: 2 S: 10 H: 1 LOB: 1 BB: 0 P: 13	R: 0 E: 0 K: 0 S: 6 H: 1 LOB: 0 BB: 0 P: 9	R: 0 E: 0 K: 0 S: 6 H: 0 LOB: 0 BB: 0 P: 8	R: 0 E: 0 K: 2 S: 9 H: 1 LOB: 1 BB: 0 P: 13	R: 0 E: 0 K: 1 S: 7 H: 1 LOB: 2 BB: 1 P: 17	R: 0 E: 0 K: 0 S: 6 H: 0 LOB: 0 BB: 0 P: 8	1B: 7 2B: 0 3B: 0 HR: 2 SF: 0 SAC: 0 DP: 1 HBP: 0						

PITCHER		IP	WLS	BF	H	R	ER	SO	BB	IBB	HBP	BLK	WP	HR	S	P	ERA	WHIP
Bryn Smith, R ERA: 2.38	(1, 1)	7.0	L	30	8	5	5	4	2	0	0	0	0	2	62	95	6.43	1.429
Brett Gideon, R ERA:	(8, 1)	1.0		5	1	0	0	1	1	0	0	0	0	0	7	17	0.00	2.000
Steve Frey, L ERA:	(9, 1)	1.0		3	0	0	0	0	0	0	0	0	0	0	6	8	0.00	0.000

PITCHER	IP	WLS	BF	H	R	ER	SO	BB	IBB	HBP	BLK	WP	HR	S	P	ERA	WHIP

TOP

St. Louis Cardinals @ Montreal Expos

Olympic Stadium, Montreal, QB

Mon Jun 05 1989, 7:05 PM EDT

Att. 17,261 - Unknown

livebaseballscorecards.com

AB	35
R	5
H	9
RBI	5
BB	3
SO	5
LOB	14

Batter	1	2	3	4	5	6	7	8	9	AB	R	H	RBI	BB	SO	LOB
Otis Nixon, S (1, 8) OBP: 0.336, SLG: 0.287	B B B B 4-0 CS BB			B B B C B 4-1 E S 2B BB		B C B B B 4-1 S BB	F B B C S 2-3 ③ K			1	1	0	0	3	1	0
Tom Foley, L (1, 4) OBP: 0.318, SLG: 0.351 Rex Hudler, R (8, PH) OBP: 0.323, SLG: 0.500 (9, 4)	B C B S 2-3 ①② K 1-2			B B S X 2-1 1-H 2B		B C B S S 2-3 ① K 1-2		B F C B X 2-2 ① G5-3		3 1	1 0	1 0	1 0	0 0	2 0	2 0
Hubie Brooks, R (1, 9) OBP: 0.292, SLG: 0.368	S X 0-1 ③ L5			F C F F S 0-3 ① K		B S F S S 1-3 ② K		C B F F S 1-3 ② K		4	0	0	0	0	3	2
Tim Raines, S (1, 7) OBP: 0.413, SLG: 0.479		B B B C B 4-1 G5-4-3 BB		B X 1-0 2-H 2B		B B F C F B F B 4-2 BB		C B B X 2-1 ③ G4-3		2	0	1	1	2	0	0
Tim Wallach, R (1, 5) OBP: 0.305, SLG: 0.392		B B X 2-0 ①② G5-4-3 1-2f		C C B S 1-3 ② K		S S F S 0-3 ③ K			B S B X 2-1 ① F9	4	0	0	0	0	2	4
Andres Galarraga, R (1, 3) OBP: 0.312, SLG: 0.401		B B C B X 3-1 ③ F9		B F S F B F B S 3-3 ③ K			B B B C S B 4-2 3B BB		C C S 0-3 ② K	3	1	0	0	1	2	1
Marty Pevey, L (1, 2) OBP: 0.136, SLG: 0.227		S C B B X 2-2 ① G6-3			X 0-0 ① B3		B S F X 1-2 1-H G4-3 3B		F F X 0-2 ③ G4-3	4	1	1	1	0	0	0
Spike Owen, S (1, 6) OBP: 0.371, SLG: 0.361		C B B C 1-3 ② K			S B C B X 2-2 ② F7		S S B B S 2-3 ① K			3	0	0	0	0	2	1
Bryn Smith, R (1, 1) OBP: 0.200, SLG: 0.091 Mike Aldrete, L (7, PH) OBP: 0.296, SLG: 0.190 Brett Gideon, R (8, 1) Steve Frey, R (9, 1)		F C S 0-3 ③ K			C B F B X 2-2 ③ G6-3		X 0-0 ② G4-3 3-H			2 1 0 0	0 0 0 0	0 0 0 0	0 1 0 0	1 0 0 0	0 0 0 0	0 0 0 0
Inning Stats	R: 0 H: 0 E: 0 LOB: 0 K: 1 BB: 1 S: 5 P: 11	R: 0 H: 0 E: 0 LOB: 0 K: 0 BB: 1 S: 4 P: 13	R: 0 H: 0 E: 0 LOB: 0 K: 2 BB: 0 S: 9 P: 12	R: 2 H: 2 E: 0 LOB: 1 K: 3 BB: 1 S: 17 P: 28	R: 0 H: 0 E: 0 LOB: 0 K: 0 BB: 0 S: 7 P: 11	R: 0 H: 0 E: 0 LOB: 2 K: 3 BB: 2 S: 15 P: 26	R: 2 H: 1 E: 0 LOB: 0 K: 2 BB: 1 S: 12 P: 21	R: 0 H: 0 E: 0 LOB: 0 K: 1 BB: 0 S: 10 P: 15	R: 0 H: 0 E: 0 LOB: 0 K: 1 BB: 0 S: 8 P: 10	1B: 0 SF: 0 2B: 3 SAC: 0 3B: 1 DP: 2 HR: 0 HBP: 0						WP: 0 PA: 34 PB: 0 SB: 2 CS: 1

PITCHER		IP	WLS	BF	H	R	ER	SO	BB	IBB	HBP	BLK	WP	HR	S	P	ERA	WHIP
Jose DeLeon, R ERA: 3.02	(1, 1)	6.1	W	26	3	4	4	10	6	0	0	0	0	0	65	116	5.68	1.421
Ken Dayley, L ERA: 2.54	(7, 1)	1.2		5	0	0	0	2	0	0	0	0	0	0	14	21	0.00	0.000
John Costello, R ERA: 1.38	(9, 1)	1.0	S	3	0	0	0	1	0	0	0	0	0	0	8	10	0.00	0.000

PITCHER	IP	WLS	BF	H	R	ER	SO	BB	IBB	HBP	BLK	WP	HR	S	P	ERA	WHIP

BOTTOM

St. Louis Cardinals @ Montreal Expos

Olympic Stadium, Montreal, QB

Mon Jun 05 1989, 7:05 PM EDT

Att. 17,261 - Unknown

livebaseballscorecards.com

AB	28
R	4
H	3
RBI	4
BB	6
SO	13
LOB	10

Batter	1	2	3	4	5	6	7	8	9	AB	R	H	RBI	BB	SO	LOB
Vince Coleman, S (1, 7) OBP: 0.347, SLG: 0.384	C B F X 1-2 G3		B C M X 1-2 P5			S B S B F F X 2-2 G3 1B 2B		B B B C C B 4-2 S S BB		3	1	1	0	1	0	0
Milt Thompson, L (1, 8) OBP: 0.370, SLG: 0.428	C X 0-1 G5-3		F B X 1-1 1B			S S X 0-2 G3 2-3		1 SAFE 1 SAFE B F C 2 SAFE B S 2-3 K 1-2		4	0	1	0	0	1	2
Ozzie Smith, S (1, 6) OBP: 0.325, SLG: 0.331	C B B B X 3-1 G6-3		B B X 2-0 G4-3			X 0-0 P4		B B B B 4-0 G4-3 2-3 BB		3	0	0	0	1	0	2
Pedro Guerrero, R (1, 3) OBP: 0.376, SLG: 0.497		S B S B X 2-2 L6		B C X 1-1 G5-3		B B F S B F F X 3-2 1B 3-H 1B		1 SAFE C F B X 1-2 G4-3 1-2f		4	0	1	1	0	0	2
Terry Pendleton, S (1, 5) OBP: 0.304, SLG: 0.325		C X 0-1 G4-3		S B X 1-1 G4-3		C B C F F F F X 1-2 1-2 1B			C B S S 1-3 K	4	0	1	0	0	1	0
Tom Brunansky, R (1, 9) OBP: 0.299, SLG: 0.374		S B B B C X 3-2 E 2B		B C C F S 1-3 K		B B B S C S 3-3 K			X 0-0 F8	4	1	1	0	0	2	2
José Oquendo, S (1, 4) OBP: 0.340, SLG: 0.309 Willie McGee, S (9, PR) OBP: 0.271, SLG: 0.350		B C B X 2-1 E4 PB 2-H			S C B S 1-3 K		X 0-0 G4-3		B B C X 2-1 1B	4	0	1	0	0	1	0
										0	0	0	0	0	0	0
Tony Peña, R (1, 2) OBP: 0.263, SLG: 0.316		B X 1-0 G5-3 1-2			B B S X 2-1 G5-3		F X 0-1 G5-3		S X 0-1 G1-3	4	0	0	0	0	0	2
Joe Magrane, R (1, 1) OBP: 0.045, SLG: 0.091 Tim Jones, L (7, PH) OBP: 0.275, SLG: 0.314 Dan Quisenberry, R (7, 1) Frank DiPino, L (8, 1) OBP: 0.200, SLG: 0.200			C F C 0-3 K		C B B B F S 3-3 K		B X 1-0 F8			2	0	0	0	0	2	0
										1	0	0	0	0	0	0
										0	0	0	0	0	0	0
										0	0	0	0	0	0	0

TOP

St. Louis Cardinals @ Montreal Expos

Olympic Stadium, Montreal, QB

Tue Jun 06 1989, 7:05 PM EDT

Att. 16,435 - Dome

livebaseballscorecards.com

AB	33
R	2
H	6
RBI	1
BB	2
SO	7
LOB	10

Inning Stats	1	2	3	4	5	6	7	8	9
	R: 0 E: 0 K: 0 S: 7	H: 0 LOB: 0 BB: 0 P: 11	R: 1 E: 1 K: 0 S: 11	H: 1 LOB: 1 BB: 0 P: 19	R: 0 E: 0 K: 1 S: 9	H: 1 LOB: 0 BB: 0 P: 13	R: 0 E: 0 K: 1 S: 8	H: 0 LOB: 0 BB: 0 P: 11	R: 0 E: 0 K: 2 S: 8	H: 0 LOB: 0 BB: 0 P: 14	R: 1 E: 0 K: 1 S: 24	H: 3 LOB: 2 BB: 0 P: 33	R: 0 E: 0 K: 0 S: 4	H: 0 LOB: 0 BB: 0 P: 5	R: 0 E: 0 K: 1 S: 8	H: 0 LOB: 1 BB: 2 P: 19	R: 0 E: 0 K: 1 S: 8	H: 1 LOB: 1 BB: 0 P: 11

1B: 4 2B: 2 3B: 0 HR: 0	SF: 0 SAC: 0 DP: 1 HBP: 0	WP: 0 PB: 1 SB: 2 CS: 0	PA: 35
---	---	---	---

PITCHER		IP	WLS	BF	H	R	ER	SO	BB	IBB	HBP	BLK	WP	HR	S	P	ERA	WHIP
Pascual Perez, R ERA: 4.77	(1, 1)	6.0	W	24	5	2	1	5	0	0	0	0	0	0	67	101	1.50	0.833
Andy McGaffigan, R ERA: 4.3	(7, 1)	1.0		4	0	0	0	0	1	0	0	0	0	0	6	11	0.00	1.000
Tim Burke, R ERA: 2.88	(8, 1)	2.0	S	7	1	0	0	2	1	0	0	0	0	0	14	24	0.00	1.000

PITCHER	IP	WLS	BF	H	R	ER	SO	BB	IBB	HBP	BLK	WP	HR	S	P	ERA	WHIP

Batter	1	2	3	4	5	6	7	8	9	AB	R	H	RBI	BB	SO	LOB
Otis Nixon, S (1, 8) OBP: 0.333, SLG: 0.286	HR 1B	B1-3			K		G4-3			4	1	1	0	0	1	0
Rex Hudler, R (1, 7) OBP: 0.353, SLG: 0.594 Tim Raines, S (8, 7) OBP: 0.411, SLG: 0.477	HR 1-H		G6-4-3 HBP H		F8			G4-3		2 1	1 0	1 0	2 0	0 0	0 0	0 0
Hubie Brooks, R (1, 9) OBP: 0.286, SLG: 0.361	P6		G6-4-3 1-2f		G5-3			L9		4	0	0	0	0	0	1
Tim Wallach, R (1, 5) OBP: 0.304, SLG: 0.389	G1-4-3		F7			K		1B		4	0	1	0	0	1	0
Andres Galarraga, R (1, 3) OBP: 0.316, SLG: 0.403	1B			G5-3		G5-3		1B 1-2		4	0	2	0	0	0	0
Damaso Garcia, R (1, 4) OBP: 0.318, SLG: 0.325 Andy McGaffigan, R (7, 1) Tim Burke, R (8, 1) Dave Martinez, L (8, 8) OBP: 0.313, SLG: 0.341	F9			S BB		2B		K		2 0 0 1	0 0 0 0	1 0 0 0	0 0 0 0	1 0 0 1	0 0 0 2	1 0 0 0
Mike Fitzgerald, R (1, 2) OBP: 0.350, SLG: 0.380		SF8 3B		F9		K				3	1	1	0	0	1	2
Spike Owen, S (1, 6) OBP: 0.371, SLG: 0.357		G5-3		1-2 IBB			G4-3			2	0	0	0	1	0	1
Pascual Perez, R (1, 1) OBP: 0.176, SLG: 0.313 Tom Foley, L (7, 4) OBP: 0.316, SLG: 0.348		3-H SF8		K			G4-3			1 1	0 0	0 0	1 0	0 0	1 0	2 0
Inning Stats	R: 2 H: 3 E: 0 LOB: 1 K: 0 BB: 0 S: 15 P: 23	R: 1 H: 1 E: 0 LOB: 0 K: 0 BB: 0 S: 7 P: 10	R: 0 H: 0 E: 0 LOB: 0 K: 0 BB: 0 S: 6 P: 11	R: 0 H: 0 E: 0 LOB: 2 K: 1 BB: 2 S: 11 P: 21	R: 0 H: 0 E: 0 LOB: 0 K: 1 BB: 0 S: 6 P: 12	R: 0 H: 1 E: 0 LOB: 1 K: 2 BB: 0 S: 11 P: 19	R: 0 H: 0 E: 0 LOB: 0 K: 0 BB: 0 S: 11 P: 17	R: 0 H: 2 E: 0 LOB: 2 K: 1 BB: 0 S: 13 P: 17		1B: 4 SF: 1 2B: 1 SAC: 0 3B: 1 DP: 1 HR: 1 HBP: 1						

PITCHER		IP	WLS	BF	H	R	ER	SO	BB	IBB	HBP	BLK	WP	HR	S	P	ERA	WHIP
Joe Magrane, L ERA: 4.36	(1, 1)	6.0	L	25	5	3	3	4	1	1	1	0	0	1	56	96	4.50	1.000
Dan Quisenberry, R ERA: 2.7	(7, 1)	1.2		7	2	0	0	0	0	0	0	0	0	0	21	30	0.00	1.200
Frank DiPino, L ERA: 2.05	(8, 1)	0.1		1	0	0	0	1	0	0	0	0	0	0	3	4	0.00	0.000

PITCHER	IP	WLS	BF	H	R	ER	SO	BB	IBB	HBP	BLK	WP	HR	S	P	ERA	WHIP

BOTTOM

St. Louis Cardinals @ Montreal Expos

Olympic Stadium, Montreal, QB

Tue Jun 06 1989, 7:05 PM EDT

Att. 16,435 - Dome

livebaseballscorecards.com

AB	29
R	3
H	7
RBI	3
BB	2
SO	5
LOB	9

1B: 4	SF: 1	WP: 0	PA: 33
2B: 1	SAC: 0	PB: 0	
3B: 1	DP: 1	SB: 1	
HR: 1	HBP: 1	CS: 0	

Batter	1	2	3	4	5	6	7	8	9	AB	R	H	RBI	BB	SO	LOB
Vince Coleman, S (1, 7) OBP: 0.348, SLG: 0.389	F F B S 1-3 K ①		B F 1 SAFE C F 1 SAFE X 1-2 1-2 1B		C B F X 1-2 S G6-3 2B		B B C X 2-1 F8 ①	B F B X 2-1 F7 ③		5	1	2	0	0	1	1
Ozzie Smith, S (1, 6) OBP: 0.332, SLG: 0.337	B B B B 4-0 G6-3 S BB		C F X 0-2 F9 ②		2 SAFE B S X 1-1 G6-3 ① 2-H		B X 1-0 S SF4 2B		B B B B 4-0 S 1B BB	3	2	1	1	2	0	2
Pedro Guerrero, R (1, 3) OBP: 0.372, SLG: 0.487 Jim Lindeman, R (9, 3) OBP: 0.222, SLG: 0.167	B X 1-0 G6-3 ② 1-3		F B C B F S 2-3 K ③		B C F S 1-3 K ②		2 SAFE B I I I 4-0 1B IBB 2-3		X 0-0 F9 ①	4	0	0	0	1	2	4
										0	0	0	0	0	0	0
Tom Brunansky, R (1, 9) OBP: 0.301, SLG: 0.393	B B F F C 2-3 K ③			C B C B F X 2-2 P4 ①	B X 1-0 HR		C F X 0-2 SF4 ② 3-H		P 1 SAFE C 1 SAFE B B X 3-1 1-H 1B ②	4	1	2	3	0	1	1
Terry Pendleton, S (1, 5) OBP: 0.306, SLG: 0.324		S X 0-1 G4-3 ①		B X 1-0 F9 ②	C B B F B F B B 4-2 BB		B X 1-0 1-2 1B		X 0-0 L8 ③	4	0	1	0	1	0	0
José Oquendo, S (1, 4) OBP: 0.338, SLG: 0.304		C S B X 1-2 F9 ②		C B S F B B B 4-2 BB 1B BB	1 SAFE B F 1 SAFE B F S 2-3 K2-3 ③		B B B C X 3-1 F7 ③			3	1	0	0	1	1	3
Milt Thompson, L (1, 8) OBP: 0.367, SLG: 0.418		F C B B S 2-3 K ③		B B F B F F B 4-2 1B 1-2 BB		C F B X 1-2 G3 ①		C X 0-1 F8 ①		3	0	0	0	1	1	0
Tony Peña, R (1, 2) OBP: 0.273, SLG: 0.326			F C X 0-2 1B 1B	C S X 0-2 1-3 2-H 1B		X 0-0 F7 ②		X 0-0 SH3-4 1B		4	0	3	1	0	0	0
Ken Hill, R (1, 1) OBP: 0.269, SLG: 0.240 John Costello, R (6, 1) Ken Dayley, L (9, 1)			1 SAFE M B 1 SAFE C C 1-3 K ①	C B S S 1-3 K ③		S B B X 2-1 G4-3 ③		L 1 SAFE X 0-1 SH3-4 ② 1-2		3	0	0	0	0	2	3
										0	0	0	0	0	0	0
										0	0	0	0	0	0	0
Inning Stats	R: 0 E: 0 K: 2 S: 7 / H: 0 LOB: 1 BB: 1 P: 15	R: 0 E: 0 K: 1 S: 8 / H: 0 LOB: 0 BB: 0 P: 11	R: 0 E: 0 K: 2 S: 17 / H: 2 LOB: 2 BB: 0 P: 21	R: 1 E: 0 K: 1 S: 17 / H: 1 LOB: 2 BB: 2 P: 29	R: 2 E: 0 K: 2 S: 15 / H: 2 LOB: 1 BB: 1 P: 25	R: 0 E: 0 K: 0 S: 6 / H: 0 LOB: 0 BB: 0 P: 9	R: 1 E: 0 K: 0 S: 9 / H: 2 LOB: 2 BB: 1 P: 20	R: 0 E: 0 K: 0 S: 7 / H: 1 LOB: 1 BB: 0 P: 9	R: 1 E: 0 K: 0 S: 5 / H: 1 LOB: 0 BB: 1 P: 11	1B: 6 2B: 2 3B: 0 HR: 1	SF: 1 SAC: 1 DP: 0 HBP: 0					

TOP

St. Louis Cardinals @ Montreal Expos

Olympic Stadium, Montreal, QB

Wed Jun 07 1989, 7:05 PM EDT

Att. 30,214 - Dome

livebaseballscorecards.com

AB	33
R	5
H	9
RBI	5
BB	6
SO	8
LOB	14

PITCHER		IP	WLS	BF	H	R	ER	SO	BB	IBB	HBP	BLK	WP	HR	S	P	ERA	WHIP
Mark Langston, L ERA: 3.27	(1, 1)	7.0	L	33	7	4	4	8	4	1	0	0	0	1	79	130	5.14	1.571
Andy McGaffigan, R ERA: 4.31	(8, 1)	2.0		8	2	1	1	0	1	0	0	0	0	0	12	20	4.50	1.500

PITCHER	IP	WLS	BF	H	R	ER	SO	BB	IBB	HBP	BLK	WP	HR	S	P	ERA	WHIP

Batter	1	2	3	4	5	6	7	8	9	AB	R	H	RBI	BB	SO	LOB
Otis Nixon, S (1, 8) OBP: 0.336, SLG: 0.300	C B B B C X 3-2 L8 2B		C C F F B B X 2-2 ① FC5-4 S E 1-2f		C B C B F X 2-2 S 1B 1B	C S F X 0-2 ③ F8			C C B B F F X 2-2 ② G6-3	5	1	2	0	0	0	3
Tom Foley, L (1, 4) OBP: 0.315, SLG: 0.346 Damaso Garcia, R (9, PH) OBP: 0.314, SLG: 0.321	X 0-0 ① L8 2-3		1 SAFE P 1 SAFE C 1 SAFE C F S 1-3 ② K 1-2		C 1 SAFE X 0-1 BB 1-2 1B		C B B S S 2-3 ① K		B B X 2-0 ③ P4	4 1	0 0	1 0	0 0	0 0	2 0	2 0
Andres Galarraga, R (1, 3) OBP: 0.319, SLG: 0.399	B S C B B F B 4-2 BB BB		B F B B B 4-1 E BB		S S B S 1-3 ② K		B X 1-0 ② F8			2	1	0	0	2	1	2
Tim Raines, S (1, 7) OBP: 0.420, SLG: 0.487	B B B F F F F B 4-2 G5-4-3 1-2 BB		X 0-0 E8 1-H 2-H 2B		B B F B B 4-1 1-2 2-3 BB		C X 0-1 S 1B			2	0	2	2	2	0	0
Tim Wallach, R (1, 5) OBP: 0.298, SLG: 0.382	F B X 1-1 ② ③ G5-4-3 1-2f		C S F X 0-2 ③ G5-3		C B F S 1-3 ③ K		S S B B F B X 3-2 ③ F8 1-2			4	0	0	0	0	1	8
Mike Aldrete, L (1, 9) OBP: 0.293, SLG: 0.194		C C B X 1-2 G5-4-3 1B		C B B F S 2-3 ① K		B X 1-0 ① G4-3		S B F F X 1-2 ① L7		4	0	1	0	0	1	0
Mike Fitzgerald, R (1, 2) OBP: 0.347, SLG: 0.385		F F B F X 1-2 ① ② G5-4-3 1-2f		B C B B F C 3-3 ② K		B B X 2-0 2B		B C S F X 1-2 ② G6-3		4	0	1	0	0	1	1
Spike Owen, S (1, 6) OBP: 0.368, SLG: 0.350		B B C F X 2-2 ③ G3		B F B B X 2-1 ③ P6		B C B S B F B 4-2 BB		X 0-0 ③ L8		3	0	0	0	1	0	0
Mark Langston, R (1, 1) OBP: 0.200, SLG: 0.200 Andy McGaffigan, R (8, 1) Wallace Johnson, S (9, PH) OBP: 0.300, SLG: 0.364			S B F F X 1-2 E1 FC5-4		B F X 1-1 ① G6-3	F B B C F B S 3-3 ② K			B S F B X 2-2 ① G6-3	3 0 1	0 0 0	0 0 0	0 0 0	0 0 0	1 0 0	2 0 0
Inning Stats	R: 0 H: 1 E: 0 LOB: 2 K: 0 BB: 2 S: 12 P: 24	R: 0 H: 1 E: 0 LOB: 0 K: 0 BB: 0 S: 10 P: 14	R: 2 H: 1 E: 2 LOB: 1 K: 1 BB: 1 S: 20 P: 27	R: 0 H: 0 E: 0 LOB: 0 K: 2 BB: 0 S: 8 P: 15	R: 0 H: 2 E: 0 LOB: 3 K: 2 BB: 1 S: 15 P: 24	R: 0 H: 1 E: 0 LOB: 2 K: 1 BB: 1 S: 13 P: 23	R: 0 H: 1 E: 0 LOB: 1 K: 1 BB: 0 S: 10 P: 16	R: 0 H: 0 E: 0 LOB: 0 K: 0 BB: 0 S: 9 P: 11	R: 0 H: 0 E: 0 LOB: 0 K: 0 BB: 0 S: 9 P: 15	1B: 4 2B: 3 3B: 0 HR: 0		SF: 0 SAC: 0 DP: 2 HBP: 0		WP: 0 PB: 0 SB: 3 CS: 0		PA: 38

PITCHER		IP	WLS	BF	H	R	ER	SO	BB	IBB	HBP	BLK	WP	HR	S	P	ERA	WHIP
Ken Hill, R ERA: 2.38	(1, 1)	5.1	W	26	6	2	0	5	5	0	0	0	0	0	70	116	0.00	2.062
John Costello, R ERA: 1.15	(6, 1)	2.2		9	1	0	0	2	0	0	0	0	0	0	27	38	0.00	0.375
Ken Dayley, L ERA: 2.45	(9, 1)	1.0	S	3	0	0	0	0	0	0	0	0	0	0	9	15	0.00	0.000

PITCHER	IP	WLS	BF	H	R	ER	SO	BB	IBB	HBP	BLK	WP	HR	S	P	ERA	WHIP

BOTTOM

St. Louis Cardinals @ Montreal Expos

Olympic Stadium, Montreal, QB

Wed Jun 07 1989, 7:05 PM EDT

Att. 30,214 - Dome

livebaseballscorecards.com

AB	33
R	2
H	7
RBI	2
BB	5
SO	7
LOB	18

Batter	1	2	3	4	5	6	7	8	9	AB	R	H	RBI	BB	SO	LOB
Vince Coleman, S (1, 7) OBP: 0.347, SLG: 0.383	B B C F F B B 4-2 E S FC5-2-6 BB		B C B F B S 3-3 ① K			B X 1-0 ① L8			B C B X 2-1 ① G4-3	3	0	0	0	1	1	0
Milt Thompson, L (1, 8) OBP: 0.370, SLG: 0.417	1 SAFE B 1 SAFE 1 SAFE B 1 SAFE 1 SAFE F 1 SAFE 4-1 1 SAFE 1 SAFE B B FC5-2-6 1-3 3B BB		B B B C X 3-1 ② G1-3			B B C X 2-1 ② F8			C B B B X 3-1 1B 1B 1B	3	2	1	0	1	0	0
Ozzie Smith, S (1, 6) OBP: 0.330, SLG: 0.335	B S X 1-1 ① FC5-2-6 1-3 3B 3-H		B F B X 2-1 ③ F7			C B X 1-1 ③ L9			C P P X 2-1 1B 1-3 1B 1B	4	2	1	0	0	0	2
Pedro Guerrero, R (1, 3) OBP: 0.374, SLG: 0.498 Jim Lindeman, R (9, PR) OBP: 0.222, SLG: 0.167 (9, 3)	F C B F X 1-2 2-H 3-H 3B			B C X 1-1 ① F9			B B X 2-0 ① F9		X 0-0 1B 1-2 2B 3-H 1B	4 0	0 1	2 0	3 0	0 0	0 0	0 0
Tom Brunansky, R (1, 9) OBP: 0.300, SLG: 0.390	C B X 1-1 ② P3			C B X 1-1 ② F8			B X 1-0 ② G6-3		B C X 1-1 2B 1-2 SF8 2-H 1B	4	1	1	1	0	0	1
Terry Pendleton, S (1, 5) OBP: 0.305, SLG: 0.327	X 0-0 ③ F4			B F F C 1-3 ③ K			B B X 2-0 ③ G4-3		C S F X 0-2 1B 1-3 2B 2-H	4	1	1	1	0	1	1
José Oquendo, S (1, 4) OBP: 0.332, SLG: 0.299		C B F X 1-2 ① G4-3			B B C X 2-1 ① F7			X 0-0 ① F8	B X 1-0 ② SF8 3-H	3	0	0	1	0	0	0
Tony Peña, R (1, 2) OBP: 0.273, SLG: 0.324		X 0-0 ② G4-3			B X 1-0 ② P6			B B F X 2-1 ② G1-3	B X 1-0 2-H 1B	4	0	1	1	0	0	0
Scott Terry, R (1, 1) OBP: 0.208, SLG: 0.348 John Morris, L (8, PH) OBP: 0.343, SLG: 0.543 Frank DiPino, L (8, 1) OBP: 0.167, SLG: 0.167 Dan Quisenberry, R (9, 1)	C L B F B F S 2-3 ③ K		B S C B B S 3-3 ③ K					B B X 2-0 ③ G4-1	C B F S 1-3 ③ K	2 1 1 0	0 0 0 0	0 0 0 0	0 0 0 0	0 0 0 0	2 0 0 0	0 0 1 0
Inning Stats	R: 2 H: 1 E: 0 LOB: 1 K: 0 BB: 2 S: 14 P: 25	R: 0 H: 0 E: 0 LOB: 0 K: 1 BB: 0 S: 9 P: 12	R: 0 H: 0 E: 0 LOB: 0 K: 1 BB: 0 S: 7 P: 15	R: 0 H: 0 E: 0 LOB: 0 K: 1 BB: 0 S: 7 P: 10	R: 0 H: 0 E: 0 LOB: 0 K: 1 BB: 0 S: 6 P: 12	R: 0 H: 0 E: 0 LOB: 0 K: 0 BB: 0 S: 5 P: 9	R: 0 H: 0 E: 0 LOB: 0 K: 0 BB: 0 S: 3 P: 8	R: 0 H: 0 E: 0 LOB: 0 K: 0 BB: 0 S: 4 P: 8	R: 5 H: 6 E: 0 LOB: 1 K: 1 BB: 0 S: 20 P: 29	1B: 5 SF: 1 2B: 1 SAC: 0 3B: 1 DP: 0 HR: 0 HBP: 0						WP: 0 PA: 36 PB: 0 SB: 1 CS: 0

PITCHER		IP	WLS	BF	H	R	ER	SO	BB	IBB	HBP	BLK	WP	HR	S	P	ERA	WHIP
Kevin Gross, R ERA: 4.03	(1, 1)	8.1	L	32	5	6	6	4	2	0	0	0	0	0	66	116	6.48	0.840
Steve Frey, L ERA: 0.87	(9, 1)	0.2		4	2	1	1	1	0	0	0	0	0	0	9	12	13.50	3.000

PITCHER	IP	WLS	BF	H	R	ER	SO	BB	IBB	HBP	BLK	WP	HR	S	P	ERA	WHIP

TOP

St. Louis Cardinals @ Montreal Expos

Olympic Stadium, Montreal, QB

Thu Jun 08 1989, 7:05 PM EDT

Att. 12,402 - Unknown

livebaseballscorecards.com

AB	33
R	7
H	7
RBI	7
BB	2
SO	5
LOB	5

St. Louis Cardinals @ Montreal Expos

Olympic Stadium, Montreal, QB

Thu Jun 08 1989, 7:05 PM EDT

Att. 12,402 - Unknown

BOTTOM

Batter	1	2	3	4	5	6	7	8	9	AB	R	H	RBI	BB	SO	LOB
Otis Nixon, S (1, 8) OBP: 0.331, SLG: 0.296	B1-3		G6-3		G6-3		G4-3		FC6-4 1B	5	0	1	0	0	0	0
Tom Foley, L (1, 4) OBP: 0.319, SLG: 0.346	G3-1		L4		FC3-6 S 1B		WP G5-3 BB		1-2f FC6-4	3	0	1	0	1	0	0
Wallace Johnson, S (9, PH) OBP: 0.294, SLG: 0.356										1	0	0	0	0	0	1
Andres Galarraga, R (1, 3) OBP: 0.321, SLG: 0.401	2B			F8	FC3-6 1-2 BB		G5-3 1-2		G5-3	4	0	1	0	1	0	2
Tim Raines, S (1, 7) OBP: 0.418, SLG: 0.480	L9			F7	1-2f 2-3 FC3-6		WP IBB			3	0	0	0	1	0	3
Tim Wallach, R (1, 5) OBP: 0.297, SLG: 0.384		P4		1B 2B	G1-3		1-2 2-3 G5-3			4	1	1	0	0	0	4
Mike Aldrete, L (1, 9) OBP: 0.308, SLG: 0.219		2B		1B 1B BB		G1-3		G6-3		2	1	1	0	1	0	0
Rex Hudler, R (8, PH) OBP: 0.343, SLG: 0.576										1	0	0	0	0	0	0
Dave Martinez, L (9, 9) OBP: 0.313, SLG: 0.341										0	0	0	0	0	0	0
Marty Pevey, L (1, 2) OBP: 0.160, SLG: 0.240		G1-3		1B 1-2 2-H 1B		G3		P3		3	0	1	1	0	0	1
Mike Fitzgerald, R (8, PH) OBP: 0.344, SLG: 0.381										1	0	0	0	0	0	0
(9, 2)																
Spike Owen, S (1, 6) OBP: 0.371, SLG: 0.360		G4-3		1-3 2-H 1B		2B		K		4	0	2	1	0	1	1
Kevin Gross, R (1, 1) OBP: 0.226, SLG: 0.111			K	F9		G5-3			G6-3	3	0	0	0	0	1	3
Steve Frey, R (9, 1)										0	0	0	0	0	0	0
Damaso Garcia, R (9, PH) OBP: 0.310, SLG: 0.316										1	0	0	0	0	0	0

Inning Stats	1	2	3	4	5	6	7	8	9
	R: 0 H: 1 E: 0 LOB: 1 K: 0 BB: 0 S: 9 P: 16	R: 0 H: 1 E: 0 LOB: 1 K: 0 BB: 0 S: 9 P: 11	R: 0 H: 0 E: 0 LOB: 0 K: 1 BB: 0 S: 9 P: 11	R: 2 H: 3 E: 0 LOB: 2 K: 0 BB: 1 S: 12 P: 22	R: 0 H: 1 E: 0 LOB: 2 K: 0 BB: 1 S: 10 P: 20	R: 0 H: 1 E: 0 LOB: 1 K: 0 BB: 0 S: 9 P: 16	R: 0 H: 0 E: 0 LOB: 2 K: 0 BB: 2 S: 9 P: 23	R: 0 H: 0 E: 0 LOB: 0 K: 1 BB: 0 S: 8 P: 12	R: 0 H: 1 E: 0 LOB: 1 K: 0 BB: 0 S: 10 P: 17

	1B	SF	WP	PA
	4	0	1	39
	2B	SAC	PB	
	4	0	0	
	3B	DP	SB	
	0	0	1	
	HR	HBP	CS	
	0	0	0	

livebaseballscorecards.com

AB	35
R	2
H	8
RBI	2
BB	4
SO	2
LOB	15

PITCHER	IP	WLS	BF	H	R	ER	SO	BB	IBB	HBP	BLK	WP	HR	S	P	ERA	WHIP
Scott Terry, R (1, 1) ERA: 3.34	7.0		32	7	2	2	1	3	1	0	0	1	0	67	119	2.57	1.429
Frank DiPino, L (8, 1) ERA: 1.95	1.2	W	6	1	0	0	1	0	0	0	0	0	0	15	26	0.00	0.600
Dan Quisenberry, R (9, 1) ERA: 2.67	0.1		1	0	0	0	0	0	0	0	0	0	0	3	3	0.00	0.000

PITCHER	IP	WLS	BF	H	R	ER	SO	BB	IBB	HBP	BLK	WP	HR	S	P	ERA	WHIP

Batter	1	2	3	4	5	6	7	8	9	AB	R	H	RBI	BB	SO	LOB
Randy Ready, R (1, 5) OBP: 0.384, SLG: 0.362	F8		F7			K		G6-3		4	0	0	0	0	1	2
Tom Herr, S (1, 4) OBP: 0.336, SLG: 0.346	F7			G1-4-3		F7		P5		4	0	0	0	0	0	1
Von Hayes, L (1, 3) OBP: 0.437, SLG: 0.569	G4-3			G3		F8			F8	4	0	0	0	0	0	1
John Kruk, L (1, 7) OBP: 0.355, SLG: 0.346		G4-3		G6-3			BB		G4-3	3	0	0	0	1	0	0
Juan Samuel, R (1, 8) OBP: 0.289, SLG: 0.371		F8			K		F9		G5-3	4	0	0	0	0	1	1
Dwayne Murphy, L (1, 9) OBP: 0.339, SLG: 0.431		G4-3			K		BB			2	0	0	0	1	1	0
Dickie Thon, R (1, 6) OBP: 0.299, SLG: 0.355			FC4-6 1B		2B		K			3	0	2	0	0	1	2
Darren Daulton, L (1, 2) OBP: 0.293, SLG: 0.377			FC4-6 1-2f		F9		G3			3	0	0	0	0	0	4
Floyd Youmans, R (1, 1) OBP: 0.083, SLG: 0.083			K			1B		K		1	0	0	0	0	1	1
Mark Ryal, L (6, PH) OBP: 0.300, SLG: 0.345										1	0	1	0	0	0	0
Greg Harris, S (6, 1)										0	0	0	0	0	0	0
Don Carman, L (7, 1)										0	0	0	0	0	0	0
Curt Ford, L (8, PH) OBP: 0.292, SLG: 0.344										1	0	0	0	0	1	0
Jeff Parrett, R (8, 1)										0	0	0	0	0	0	0
Inning Stats	R: 0 E: 0 K: 0 S: 6 H: 0 LOB: 0 BB: 0 P: 7	R: 0 E: 0 K: 0 S: 8 H: 0 LOB: 0 BB: 0 P: 10	R: 0 E: 0 K: 1 S: 7 H: 1 LOB: 1 BB: 0 P: 10	R: 0 E: 0 K: 0 S: 5 H: 0 LOB: 0 BB: 0 P: 10	R: 0 E: 0 K: 2 S: 10 H: 1 LOB: 1 BB: 0 P: 16	R: 0 E: 0 K: 1 S: 8 H: 1 LOB: 1 BB: 0 P: 12	R: 0 E: 0 K: 1 S: 8 H: 0 LOB: 2 BB: 2 P: 17	R: 0 E: 0 K: 1 S: 8 H: 0 LOB: 0 BB: 0 P: 9	R: 0 E: 0 K: 0 S: 6 H: 0 LOB: 0 BB: 0 P: 11	1B: 2 2B: 1 3B: 0 HR: 0 SF: 0 SAC: 0 DP: 0 HBP: 0						

PITCHER	IP	WLS	BF	H	R	ER	SO	BB	IBB	HBP	BLK	WP	HR	S	P	ERA	WHIP
Dennis Martinez, R (1, 1) ERA: 2.71	9.0	W	32	3	0	0	6	2	0	0	0	0	0	66	102	0.00	0.556

PITCHER	IP	WLS	BF	H	R	ER	SO	BB	IBB	HBP	BLK	WP	HR	S	P	ERA	WHIP

TOP

Philadelphia Phillies @ Montreal Expos

Olympic Stadium, Montreal, QB

Fri Jun 09 1989, 7:05 PM EDT

Att. 15,791 - Unknown - 72 F

livebaseballscorecards.com

AB	30
R	0
H	3
RBI	0
BB	2
SO	6
LOB	12

WP: 0 PA: 32
PB: 0
SB: 0
CS: 0

BOTTOM

Philadelphia Phillies @ Montreal Expos

Olympic Stadium, Montreal, QB

Fri Jun 09 1989, 7:05 PM EDT

Att. 15,791 - Unknown - 72 F

livebaseballscorecards.com

Batter	1	2	3	4	5	6	7	8	9	AB	R	H	RBI	BB	SO	LOB
Dave Martinez, L (1, 8) OBP: 0.319, SLG: 0.370	K		1-1 BB 1B 1-2 1B		1-0 HR		0-0 G4-3 2-3			4	2	2	1	0	1	1
Tom Foley, L (1, 4) OBP: 0.323, SLG: 0.341	G3		4-1 1B BB 1-2 2-3		4-2 BB		1-0 F8			2	0	0	0	2	0	1
Andres Galarraga, R (1, 3) OBP: 0.324, SLG: 0.418	HR		2-2 1B 1-2 2-H 3-H		2-0 P2			1-2 L7		4	1	2	3	0	0	1
Tim Raines, S (1, 7) OBP: 0.415, SLG: 0.475	L8		0-3 K		3-0 P4			1-1 2B 1B		4	0	1	0	0	1	3
Otis Nixon, S (8, PR) (9, 7) OBP: 0.331, SLG: 0.296										0	1	0	0	0	0	0
Hubie Brooks, R (1, 9) OBP: 0.286, SLG: 0.364		1-1 F8	0-0 G1-3			1-0 E L7-2 2B		2-1 F8		4	0	1	0	0	0	3
Tim Wallach, R (1, 5) OBP: 0.297, SLG: 0.386		2-3 K		1-0 L6		2-2 L7-2 2-H		1-0 1-H 2B		4	0	1	1	0	1	1
Marty Pevey, L (1, 2) OBP: 0.138, SLG: 0.207		1-1 G4-3		2-3 K		1-3 K		0-3 K		4	0	0	0	0	3	2
Spike Owen, S (1, 6) OBP: 0.375, SLG: 0.371			0-1 FC3-5 2B	2-3 K			2-2 G4-3 SH1-4 1B			3	0	2	0	0	1	0
Dennis Martinez, R (1, 1) OBP: 0.125, SLG: 0.097			0-0 FC3-5 BB 1B 1B 2-3		0-0 F8		0-0 SH1-4 1-2			2	1	0	0	0	0	1

Inning Stats	1	2	3	4	5	6	7	8	9
	R: 1 H: 1 E: 0 LOB: 0 K: 1 BB: 0 S: 10 P: 20	R: 0 H: 0 E: 0 LOB: 0 K: 1 BB: 0 S: 7 P: 11	R: 2 H: 3 E: 0 LOB: 2 K: 1 BB: 1 S: 15 P: 22	R: 0 H: 0 E: 0 LOB: 0 K: 2 BB: 0 S: 8 P: 13	R: 1 H: 1 E: 0 LOB: 1 K: 0 BB: 1 S: 6 P: 16	R: 0 H: 1 E: 1 LOB: 0 K: 1 BB: 0 S: 7 P: 11	R: 0 H: 1 E: 0 LOB: 1 K: 0 BB: 0 S: 10 P: 13	R: 1 H: 2 E: 0 LOB: 2 K: 1 BB: 0 S: 12 P: 16	

1B: 4	SF: 0	WP: 0 PA: 34
2B: 4	SAC: 1	PB: 0
3B: 0	DP: 1	SB: 0
HR: 2	HBP: 0	CS: 0

	AB	31
	R	5
	H	9
	RBI	5
	BB	2
	SO	7
	LOB	13

PITCHER		IP	WLS	BF	H	R	ER	SO	BB	IBB	HBP	BLK	WP	HR	S	P	ERA	WHIP
Floyd Youmans, R ERA: 5.45	(1, 1)	5.0	L	22	5	4	4	5	2	0	0	0	0	2	46	82	7.20	1.400
Greg Harris, R ERA: 3.38	(6, 1)	1.1		5	2	0	0	1	0	0	0	0	0	0	15	21	0.00	1.500
Don Carman, L ERA: 5.11	(7, 1)	0.2		2	0	0	0	0	0	0	0	0	0	0	2	3	0.00	0.000
Jeff Parrett, R ERA: 3.6	(8, 1)	1.0		5	2	1	1	1	0	0	0	0	0	0	12	16	9.00	2.000

PITCHER	IP	WLS	BF	H	R	ER	SO	BB	IBB	HBP	BLK	WP	HR	S	P	ERA	WHIP

Philadelphia Phillies @ Montreal Expos

Olympic Stadium, Montreal, QB

Sat Jun 10 1989, 7:05 PM EDT

Att. 23,981 - Unknown

TOP

livebaseballscorecards.com

Batter	1	2	3	4	5	6	7	8	9	AB	R	H	RBI	BB	SO	LOB
Randy Ready, R (1, 5) OBP: 0.388, SLG: 0.367	C S B X 1-2 ① L6		B C X 1-1 ② G5-3			C C F F B B F X 2-2 FC6-4 1B			B F X 1-1 1B	4	0	2	0	0	0	0
Tom Herr, S (1, 4) OBP: 0.335, SLG: 0.358	B S X 1-1 HR		C B B X 2-1 ③ L8			C X 0-1 ② FC6-4 1-2f			B B F X 2-1 ① L9	4	1	1	1	0	0	2
Von Hayes, L (1, 3) OBP: 0.430, SLG: 0.557	C B B C F B X 3-2 ② F7			B B C X 2-1 ① G3		F S S 0-3 ③ K			B B C X 2-1 ② F7	4	0	0	0	0	1	2
John Kruk, L (1, 7) OBP: 0.352, SLG: 0.343	C B F B X 2-2 S 1B			B X 1-0 ② G1-3			B X 1-0 ① G5-3		F B B X 2-1 ③ G3	4	0	1	0	0	0	1
Juan Samuel, R (1, 8) OBP: 0.290, SLG: 0.371	B B F F S 2-3 ③ K 1-2			B S X 1-1 PO 1B			B S S S 1-3 ② K			3	0	1	0	0	2	1
Dwayne Murphy, L (1, 9)		C C S 0-3 ① K		S 1 SAFE 0-1 ③ PO 1-2	B S X 1-1 ① F7		S B B B C B C 3-3 ③ K			3	0	0	0	0	2	0
Dickie Thon, R (1, 6) OBP: 0.294, SLG: 0.348		C B S C 1-3 ② K			F B B S C 2-3 ② K			S C B S 1-3 ① K		3	0	0	0	0	3	0
Steve Lake, R (1, 2) OBP: 0.317, SLG: 0.320		B X 1-0 ③ G5-3			B C B B X 3-1 ③ P3			X 0-0 ② G1-3		3	0	0	0	0	0	0
Bruce Ruffin, S (1, 1) OBP: 0.400, SLG: 0.250 Mark Ryal, L (6, PH) OBP: 0.250, SLG: 0.333 Larry McWilliams, L (6, 1) OBP: 0.125, SLG: 0.125 Jeff Parrett, R (6, 1) Curt Ford, L (8, PH) OBP: 0.288, SLG: 0.339 Greg Harris, S (8, 1)			B F S C 1-3 ① K			C S B X 1-2 ① G1-3		C T T X 0-2 ③ G1-3		1 1 0 0 1 0	0 0 0 0 0 0	0 0 0 0 0 0	0 0 0 0 0 0	0 0 0 0 0 0	1 0 0 0 0 0	0 0 0 0 0 0

Inning Stats	1	2	3	4	5	6	7	8	9
R:	1	0	0	0	0	0	0	0	0
E:	0	0	0	0	0	0	0	0	0
K:	1	2	1	0	1	1	2	1	0
S:	15	7	7	6	7	14	7	8	8
H:	2	0	0	1	0	1	0	0	1
LOB:	1	0	0	0	0	1	0	1	1
BB:	0	0	0	0	0	0	0	0	0
P:	24	9	11	10	13	17	12	9	15

1B:	4
2B:	0
3B:	0
HR:	1
SF:	0
SAC:	0
DP:	0
HBP:	0
WP:	0
PB:	0
SB:	1
CS:	0
PA:	32

AB	31
R	1
H	5
RBI	1
BB	0
SO	9
LOB	6

PITCHER		IP	WLS	BF	H	R	ER	SO	BB	IBB	HBP	BLK	WP	HR	S	P	ERA	WHIP
Bryn Smith, R ERA: 2.23	(1, 1)	9.0	W	31	5	1	1	9	0	0	0	0	0	1	79	120	1.00	0.556

PITCHER	IP	WLS	BF	H	R	ER	SO	BB	IBB	HBP	BLK	WP	HR	S	P	ERA	WHIP

Batter	1	2	3	4	5	6	7	8	9	AB	R	H	RBI	BB	SO	LOB
Otis Nixon, S (1, 8) (7, 7) OBP: 0.333, SLG: 0.294	F9	G5-3			K	2B BB 1-2 2-3	1B 2-H			4	1	1	1	1	1	1
Rex Hudler, R (1, 7) OBP: 0.368, SLG: 0.611	G4-3		CS 2B		2B 1B	2B 2B 1-H 2-H 3-H	K			3	1	2	0	0	0	0
Tim Raines, S (6, PH) OBP: 0.417, SLG: 0.483										1	1	1	3	0	0	0
Dave Martinez, L (7, 8) OBP: 0.317, SLG: 0.367										1	0	0	0	0	1	1
Andres Galarraga, R (1, 3) OBP: 0.326, SLG: 0.428	E 1B 2B		L9 2-3		2B 1-H	K		K		5	2	2	1	0	2	2
Hubie Brooks, R (1, 9) OBP: 0.297, SLG: 0.380	E3 1B 2-3		BB		2B 2-H	2B 2-H		G5-4-3 1B		4	1	3	2	1	0	1
Tim Wallach, R (1, 5) OBP: 0.303, SLG: 0.393	FC6 1B 1-2 3-H		F8		G4-6-3 IBB	2B 2-H		G5-4-3 1-2f		4	0	2	2	1	0	2
Damaso Garcia, R (1, 4) OBP: 0.297, SLG: 0.301	FC6 1-2f			G4-3	G4-6-3 1-2f	K				4	0	0	0	0	1	5
Mike Fitzgerald, R (1, 2) OBP: 0.349, SLG: 0.385		FC4 1B		G6-3		BB SH 2B 1B	F8			4	1	2	0	0	0	0
Spike Owen, S (1, 6) OBP: 0.377, SLG: 0.380		FC4 SH1-4 1-2f		1B		F7	1B 2B			4	1	2	0	0	0	2
Bryn Smith, R (1, 1) OBP: 0.185, SLG: 0.083		SH1-4 1-2		F8		SH BB 2B 1-2	F9			2	1	0	0	0	0	2
Inning Stats	R: 1 H: 2 E: 1 LOB: 2 K: 0 BB: 0 S: 16 P: 26	R: 0 H: 1 E: 0 LOB: 1 K: 0 BB: 0 S: 9 P: 14	R: 0 H: 1 E: 0 LOB: 1 K: 0 BB: 1 S: 6 P: 13	R: 0 H: 1 E: 0 LOB: 1 K: 0 BB: 0 S: 6 P: 9	R: 2 H: 3 E: 0 LOB: 1 K: 1 BB: 1 S: 13 P: 21	R: 5 H: 4 E: 1 LOB: 1 K: 2 BB: 1 S: 20 P: 36	R: 1 H: 2 E: 0 LOB: 1 K: 1 BB: 0 S: 11 P: 16	R: 0 H: 1 E: 0 LOB: 0 K: 1 BB: 0 S: 6 P: 7		1B: 7 SF: 0 2B: 8 SAC: 2 3B: 0 DP: 2 HR: 0 HBP: 0						

PITCHER		IP	WLS	BF	H	R	ER	SO	BB	IBB	HBP	BLK	WP	HR	S	P	ERA	WHIP
Bruce Ruffin, L ERA: 6.52	(1, 1)	5.0	L	24	8	3	2	1	1	1	0	0	0	0	50	83	3.60	1.800
Larry McWilliams, L ERA: 4.26	(6, 1)	0.1		4	1	3	3	0	1	0	0	0	0	0	6	16	81.00	6.000
Jeff Parrett, R ERA: 4.26	(6, 1)	1.2		10	5	3	2	3	0	0	0	0	0	0	25	36	10.80	3.000
Greg Harris, R ERA: 3.3	(8, 1)	1.0		3	1	0	0	1	0	0	0	0	0	0	6	7	0.00	1.000

PITCHER	IP	WLS	BF	H	R	ER	SO	BB	IBB	HBP	BLK	WP	HR	S	P	ERA	WHIP

BOTTOM

Philadelphia Phillies @ Montreal Expos

Olympic Stadium, Montreal, QB

Sat Jun 10 1989, 7:05 PM EDT

Att. 23,981 - Unknown

livebaseballscorecards.com

AB	36
R	9
H	15
RBI	9
BB	3
SO	5
LOB	16

WP: 0 PA: 41
PB: 0
SB: 0
CS: 1

Philadelphia Phillies @ Montreal Expos

Olympic Stadium, Montreal, QB

Sun Jun 11 1989, 3:33 AM EDT

Att. 34,365 - Unknown

TOP

livebaseballscorecards.com

Batter	1	2	3	4	5	6	7	8	9	AB	R	H	RBI	BB	SO	LOB
Bob Dernier, R (1, 8) OBP: 0.252, SLG: 0.237	K		BB	G6-3			G6-3			3	1	0	0	1	1	3
Randy Ready, R (1, 4) OBP: 0.383, SLG: 0.356	P6		BB		G5-3			G5-3		3	1	0	0	1	0	0
Von Hayes, L (1, 5) OBP: 0.435, SLG: 0.569	BB		3B		G6-4-3			L9		3	0	2	2	1	0	0
John Kruk, L (1, 7) OBP: 0.341, SLG: 0.330	G4-3		K		G6-4-3			G4-3		4	0	0	0	0	1	3
Ricky Jordan, R (1, 3) OBP: 0.289, SLG: 0.312		G4-3		F7		G6-3			1B	4	0	1	0	0	0	0
Curt Ford, L (1, 9) OBP: 0.286, SLG: 0.348		K		BB 2B		G3			K	4	0	1	0	0	2	1
Steve Jeltz, S (1, 6) OBP: 0.389, SLG: 0.416		K		F7		G4-3			K	4	0	0	0	0	2	2
Darren Daulton, L (1, 2) OBP: 0.292, SLG: 0.368		L7		BB IBB			F8		F7	3	0	0	0	1	0	1
Bob Sebra, R (1, 1)		G1-3		BB			K			1	0	0	0	1	0	0
Don Carman, L (5, 1)										0	0	0	0	0	0	0
Greg Harris, S (6, 1)										0	0	0	0	0	0	0
Mark Ryal, L (7, PH) OBP: 0.281, SLG: 0.323										1	0	0	0	0	1	0
Steve Bedrosian, R (7, 1)										0	0	0	0	0	0	0

	AB	30
	R	2
	H	4
	RBI	2
	BB	5
	SO	7
	LOB	10

Inning Stats	1	2	3	4	5	6	7	8	9
	R: 0 E: 0 K: 1 S: 10	H: 0 LOB: 1 BB: 1 P: 20	R: 0 E: 0 K: 2 S: 11	H: 0 LOB: 0 BB: 0 P: 17	R: 2 E: 0 K: 1 S: 16	H: 1 LOB: 1 BB: 2 P: 30	R: 0 E: 0 K: 0 S: 12	H: 1 LOB: 3 BB: 2 P: 24	R: 0 E: 0 K: 0 S: 8	H: 1 LOB: 0 BB: 0 P: 11
	R: 0 E: 0 K: 0 S: 6	H: 0 LOB: 0 BB: 0 P: 6	R: 0 E: 0 K: 1 S: 6	H: 0 LOB: 0 BB: 0 P: 6	R: 0 E: 0 K: 0 S: 8	H: 0 LOB: 0 BB: 0 P: 10	R: 0 E: 0 K: 2 S: 15	H: 1 LOB: 1 BB: 0 P: 23	1B: 2 2B: 1 3B: 1 HR: 0	SF: 0 SAC: 0 DP: 1 HBP: 0

WP: 0 PB: 0 SB: 0 CS: 0 PA: 35

PITCHER		IP	WLS	BF	H	R	ER	SO	BB	IBB	HBP	BLK	WP	HR	S	P	ERA	WHIP
Pascual Perez, R ERA: 4.5	(1, 1)	8.0	W	31	3	2	2	5	4	1	0	0	0	0	77	124	2.25	0.875
Tim Burke, R ERA: 2.8	(9, 1)	1.0		4	1	0	0	2	0	0	0	0	0	0	15	23	0.00	1.000

PITCHER	IP	WLS	BF	H	R	ER	SO	BB	IBB	HBP	BLK	WP	HR	S	P	ERA	WHIP

BOTTOM

Philadelphia Phillies @ Montreal Expos

Olympic Stadium, Montreal, QB

Sun Jun 11 1989, 3:33 AM EDT

Att. 34,365 - Unknown

livebaseballscorecards.com

Batter	1	2	3	4	5	6	7	8	9	AB	R	H	RBI	BB	SO	LOB
Dave Martinez, L (1, 8) OBP: 0.317, SLG: 0.362 Otis Nixon, S (5, PH) OBP: 0.328, SLG: 0.289 (6, 8)	B F X 1-1 ① B2		C B X 1-1 ① F8	B B B 4-0 1-2 2-3 3-H BB	B B X 2-0 ③ P3		B C C B X 2-2 ② P5			2 0 0 1 1 0 0 2 0 0 0 0 0 3						
Tom Foley, L (1, 4) OBP: 0.320, SLG: 0.355	B X 1-0 HR		C C X 0-2 ② P6	B B F F B X 3-2 ③ P5		B F X 1-1 ① F9	B S X 1-1 ③ P6			5 1 1 1 0 0 3						
Andres Galarraga, R (1, 3) OBP: 0.323, SLG: 0.427	B F B C B S 3-3 ② K		C B X 1-1 ③ F9		B B S X 2-1 E4 2B	C B X 1-1 F8 1B 2B		X 0-0 ① F8		5 2 1 0 0 1 0						
Tim Raines, S (1, 7) OBP: 0.417, SLG: 0.483	F B C B S 2-3 ③ K			B C B F B F X 3-2 E 1B 2B	B C B C X 2-2 ① F7	C B F B B B 4-2 1B 1B BB		C X 0-1 ② F9		4 2 1 0 1 1 1						
Hubie Brooks, R (1, 9) OBP: 0.295, SLG: 0.376		C X 0-1 ① L6		C 2 SAFE B B C F X 2-2 1B SH FC5-2 2-H 1B	B X 1-0 ② F8	C C X 0-2 ② F8 2-3		X 0-0 ③ G6-3		5 0 1 1 0 0 3						
Tim Wallach, R (1, 5) OBP: 0.306, SLG: 0.399		C B B F X 2-2 ② G5-3		C F B X 1-2 ① P2	X 0-0 2-H 1B 2B	X 0-0 1-H 3-H 1B 1B				4 1 2 3 0 0 1						
Marty Pevey, L (1, 2) OBP: 0.219, SLG: 0.313		X 0-0 2B		X 0-0 SH FC5-2 1B 1-2 BB	X 0-0 2-H 1B 1B	B X 1-0 1-2 1B				3 1 3 1 0 0 0						
Spike Owen, S (1, 6) OBP: 0.384, SLG: 0.382		I I I I 4-0 IBB		B C X 1-1 BB FC5-2 1-2 2-3 1B	I I I I 4-0 1B IBB	B X 1-0 ③ F8				2 0 1 0 2 0 2						
Pascual Perez, R (1, 1) OBP: 0.190, SLG: 0.300 Tim Burke, R (9, 1)		C F B S 1-3 ③ K		C F F X 0-2 ② FC5-2 BB 1-2 2-3 3-Hf	B B C C X 2-2 1-2 2-3 1B		X 0-0 ① G6-3			4 0 1 0 0 1 5 0 0 0 0 0 0 0						
Inning Stats	R: 1 E: 0 K: 2 S: 9 H: 1 LOB: 0 BB: 0 P: 16	R: 0 E: 0 K: 1 S: 9 H: 1 LOB: 2 BB: 1 P: 16	R: 0 E: 0 K: 0 S: 7 H: 0 LOB: 0 BB: 0 P: 9	R: 2 E: 2 K: 0 S: 21 H: 3 LOB: 3 BB: 1 P: 35	R: 2 E: 1 K: 0 S: 12 H: 3 LOB: 3 BB: 1 P: 25	R: 2 E: 0 K: 0 S: 12 H: 3 LOB: 2 BB: 1 P: 20	R: 0 E: 0 K: 0 S: 6 H: 0 LOB: 0 BB: 0 P: 9	R: 0 E: 0 K: 0 S: 4 H: 0 LOB: 0 BB: 0 P: 4		1B: 6 2B: 4 3B: 0 HR: 1	SF: 0 SAC: 1 DP: 0 HBP: 0						

AB	36
R	7
H	11
RBI	7
BB	4
SO	3
LOB	18

WP: 0 PB: 0 SB: 0 CS: 0 PA: 41

PITCHER		IP	WLS	BF	H	R	ER	SO	BB	IBB	HBP	BLK	WP	HR	S	P	ERA	WHIP
Bob Sebra, R ERA: 3.82	(1, 1)	4.2	L	27	8	5	2	3	1	2	0	0	0	1	57	98	3.86	1.929
Don Carman, L ERA: 5.32	(5, 1)	0.2		4	1	2	2	0	1	0	0	0	0	0	7	15	27.00	3.000
Greg Harris, R ERA: 3.25	(6, 1)	0.2		4	2	0	0	0	0	0	0	0	0	0	6	8	0.00	3.000
Steve Bedrosian, R ERA: 2.32	(7, 1)	2.0		6	0	0	0	0	0	0	0	0	0	0	10	13	0.00	0.000

PITCHER	IP	WLS	BF	H	R	ER	SO	BB	IBB	HBP	BLK	WP	HR	S	P	ERA	WHIP

Batter	1	2	3	4	5	6	7	8	9	AB	R	H	RBI	BB	SO	LOB
Otis Nixon, S (1, 8) OBP: 0.326, SLG: 0.282	B B C M S 2-3 ① K		B B C C B B 4-2 BB		B B C X 2-1 ③ F8		C X 0-1 ③ G6-3			3	0	0	0	1	1	0
Tom Foley, L (1, 4)	X 0-0 ② F9		1 SAFE B B B X 2-0 ③ P4			B F B B B 4-1 G5-4-3 1B BB		X 0-0 ① G3		3	1	0	0	1	0	1
Andres Galarraga, R (1, 3) OBP: 0.322, SLG: 0.421	H 1-0 HBP			X 0-0 ① F7		F B B X 2-1 ① G5-4-3 1-2		B F S B F F X 2-2 ② G5-3		3	0	0	0	0	0	1
Tim Raines, S (1, 7) OBP: 0.422, SLG: 0.488	B X 1-0 ③ P8			C B S B F F X 2-2 2B		I I I I 4-0 1B SF9 IBB		B B B B 4-0 BB		2	1	1	0	2	0	1
Hubie Brooks, R (1, 9) OBP: 0.298, SLG: 0.376 Dave Martinez, L (8, 9) OBP: 0.317, SLG: 0.362		B X 1-0 ① G6-3		C B B B F F B 4-2 1B BB		B X 1-0 1-3 2-H 1B		B B X 2-0 ③ F8		3 0	0 0	1 0	1 0	1 0	0 0	1 0
Tim Wallach, R (1, 5) OBP: 0.301, SLG: 0.394		S B X 1-1 ② G5-3		C B F S 1-3 ② K		B S C X 1-2 ② SF9 3-H			X 0-0 ① G5-3	3	0	0	1	0	1	2
Marty Pevey, L (1, 2) OBP: 0.222, SLG: 0.306		X 0-0 ③ G4-3		B X 1-0 ③ 1-2 1B		B B B C X 3-1 ③ G4-3			C X 0-1 ② F7	4	0	1	0	0	0	1
Spike Owen, S (1, 6) OBP: 0.377, SLG: 0.373			C B F X 1-2 ① G4-3		B X 1-0 ① F9		B C C B X 2-2 ① P6		C F F X 0-2 ③ F8	4	0	0	0	0	0	0
Mark Langston, R (1, 1) OBP: 0.154, SLG: 0.154			X 0-0 ② F7		S S C 0-3 ② K		B F B F F F C 2-3 ② K			3	0	0	0	0	2	0
Inning Stats	R: 0 H: 0 E: 0 LOB: 1 K: 1 BB: 0 S: 5 P: 9	R: 0 H: 0 E: 0 LOB: 0 K: 0 BB: 0 S: 4 P: 6	R: 0 H: 0 E: 0 LOB: 1 K: 0 BB: 1 S: 7 P: 14	R: 0 H: 2 E: 0 LOB: 2 K: 1 BB: 1 S: 13 P: 21	R: 0 H: 0 E: 0 LOB: 0 K: 1 BB: 0 S: 6 P: 9	R: 2 H: 1 E: 0 LOB: 1 K: 0 BB: 2 S: 9 P: 24	R: 0 H: 0 E: 0 LOB: 0 K: 1 BB: 0 S: 10 P: 14	R: 0 H: 0 E: 0 LOB: 1 K: 0 BB: 1 S: 7 P: 15	R: 0 H: 0 E: 0 LOB: 0 K: 0 BB: 0 S: 7 P: 7	1B: 2 SF: 1 2B: 1 SAC: 0 3B: 0 DP: 0 HR: 0 HBP: 1						WP: 0 PA: 35 PB: 0 SB: 0 CS: 0	

Montreal Expos @ St. Louis Cardinals

Busch Stadium, St. Louis, MO

Tue Jun 13 1989, 7:05 PM CDT

Att. 35,828 - Unknown

TOP

livebaseballscorecards.com

AB	28
R	2
H	3
RBI	2
BB	5
SO	4
LOB	7

PITCHER		IP	WLS	BF	H	R	ER	SO	BB	IBB	HBP	BLK	WP	HR	S	P	ERA	WHIP
Jose DeLeon, R ERA: 2.77	(1, 1)	7.0	L	28	3	2	2	4	3	1	1	0	0	0	54	97	2.57	0.857
Cris Carpenter, R ERA: 3.14	(8, 1)	2.0		7	0	0	0	0	1	0	0	0	0	0	14	22	0.00	0.500

PITCHER	IP	WLS	BF	H	R	ER	SO	BB	IBB	HBP	BLK	WP	HR	S	P	ERA	WHIP

Montreal Expos @ St. Louis Cardinals

Busch Stadium, St. Louis, MO

Tue Jun 13 1989, 7:05 PM CDT

Att. 35,828 - Unknown

livebaseballscorecards.com

BOTTOM

Batter	1	2	3	4	5	6	7	8	9	AB	R	H	RBI	BB	SO	LOB
Vince Coleman, S (1, 7) OBP: 0.331, SLG: 0.377	X 0-0 G5-3 ①		C B C X 1-2 G6-3 ②		B F B X 2-1 G6-4-3 ② ③ 1-2f			C F B F X 1-2 P1 ①		4	0	0	0	0	0	1
Ozzie Smith, S (1, 6) OBP: 0.353, SLG: 0.362	C B X 1-1 P6 ②		B B B C B 4-1 S BB			F X 0-1 G5-3 ①		C B C X 1-2 G3 ②		3	0	0	0	1	0	0
Pedro Guerrero, R (1, 3) OBP: 0.389, SLG: 0.493	X 0-0 F8 ③		1 SAFE B 1 SAFE B F B C X 3-2 G4-3 ③ 1-2			B B X 2-0 FC1-6 1B		B B C B F B 4-2 FC6-4 BB		3	0	1	0	1	0	1
Tom Brunansky, R (1, 9) OBP: 0.302, SLG: 0.400		C B B S B B B 4-2 L8 1B BB		B C B C B X 3-2 G6-3 2B		B C X 1-1 P3 ②		B B X 2-0 FC6-4 ③ 1-2f		3	0	1	0	1	0	2
Terry Pendleton, S (1, 5) OBP: 0.296, SLG: 0.316		B X 1-0 1-2 1B		F F F F F B X 1-2 G6-3 ① 2-3		B X 1-0 FC1-6 ③ 1-2f			F S F B B F F B F F F 2-2 F9 ①	4	0	1	0	0	0	2
José Oquendo, S (1, 4) OBP: 0.325, SLG: 0.296		F B F F F F B X 2-2 P6 ①		F S B F X 1-2 F9 ②			F X 0-1 G6-3 2B		C B C X 1-2 G5-3 ②	4	0	1	0	0	0	3
Milt Thompson, L (1, 8) OBP: 0.359, SLG: 0.393	B X 1-0 L8 ② 2-3			C F S 0-3 K ③			L X 0-1 G5-3 ①		B F B X 2-1 P1 ③	4	0	0	0	0	1	4
Tony Peña, R (1, 2) OBP: 0.278, SLG: 0.337	B X 1-0 P9 ③				X 0-0 G4-3 ①		F B B B F X 2-2 G6-3 ② 2-3			3	0	0	0	0	0	3
Jose DeLeon, R (1, 1) OBP: 0.135, SLG: 0.086 Jim Lindeman, R (7, PH) OBP: 0.200, SLG: 0.154 Cris Carpenter, R (8, 1) OBP: 0.400, SLG: 0.400			S S B B B C 2-3 K ①		S B B B B C B 4-2 G6-4-3 BB		B X 1-0 P7 ③			1 1 0	0 0 0	0 0 0	0 0 0	1 0 0	1 0 0	0 1 0

	AB	30
	R	0
	H	4
	RBI	0
	BB	4
	SO	2
	LOB	17

Inning Stats	1	2	3	4	5	6	7	8	9	1B: 2	SF: 0	WP: 0	PA: 34
	R: 0 E: 0 K: 0 S: 4	H: 0 LOB: 0 BB: 0 P: 5	R: 0 E: 0 K: 0 S: 10	H: 1 LOB: 2 BB: 1 P: 19	R: 0 E: 0 K: 1 S: 10	H: 0 LOB: 1 BB: 1 P: 20	R: 0 E: 0 K: 1 S: 15	H: 1 LOB: 1 BB: 0 P: 20	R: 0 E: 0 K: 0 S: 5	H: 0 LOB: 0 BB: 1 P: 11	R: 0 E: 0 K: 0 S: 6	H: 1 LOB: 1 BB: 0 P: 10	R: 0 E: 0 K: 0 S: 8	H: 1 LOB: 1 BB: 0 P: 11	R: 0 E: 0 K: 0 S: 10	H: 0 LOB: 1 BB: 1 P: 18	R: 0 E: 0 K: 0 S: 13	H: 0 LOB: 0 BB: 0 P: 18	2B: 2 3B: 0 HR: 0	SAC: 0 DP: 1 HBP: 0	PB: 0 SB: 1 CS: 0	

PITCHER	IP	WLS	BF	H	R	ER	SO	BB	IBB	HBP	BLK	WP	HR	S	P	ERA	WHIP
Mark Langston, L (1, 1) ERA: 2.99	9.0	W	34	4	0	0	2	4	0	0	0	0	0	81	132	0.00	0.889

PITCHER	IP	WLS	BF	H	R	ER	SO	BB	IBB	HBP	BLK	WP	HR	S	P	ERA	WHIP

Batter	1	2	3	4	5	6	7	8	9	AB	R	H	RBI	BB	SO	LOB
Otis Nixon, S (1, 8) OBP: 0.331, SLG: 0.283	C B X 1-1 G5-4-3 1B		C B B B C B 4-2 2-3 BB			B C X 1-1 ② L3			F B B F B X 3-2 ① G4-3	3	0	1	0	1	0	0
Damaso Garcia, R (1, 4) OBP: 0.295, SLG: 0.299	C X 0-1 ①② G5-4-3 1-2f		C X 0-1 ③ F8			B C X 1-1 ③ G4-3			X 0-0 G2-3 1B	4	0	1	0	0	0	3
Andres Galarraga, R (1, 3) OBP: 0.318, SLG: 0.415 Wallace Johnson, S (8, 3) OBP: 0.288, SLG: 0.348	B F C B F B F X 3-2 ③ G5-3			B S F F F X 1-2 ① F8			X 0-0 ① G5-3		S C F X 0-2 ② G2-3 1-2	3 1	0 0	0 0	0 0	0 0	0 0	0 1
Tim Raines, S (1, 7) OBP: 0.419, SLG: 0.484		C B B F C 2-3 ① K		F B S B F X 2-2 ② G1-3			X 0-0 BB 1B		B X 1-0 ③ G6-3	4	0	1	0	0	1	1
Hubie Brooks, R (1, 9) OBP: 0.299, SLG: 0.372		B C B X 2-1 ② G6-3		B S X 1-1 ③ G6-3			B B B B 4-0 G4-3 1-2 BB			2	0	0	0	1	0	0
Tim Wallach, R (1, 5) OBP: 0.302, SLG: 0.393 Brett Gideon, R (7, 1)		B X 1-0 ③ F8			B B B C X 3-1 G5-4-3 1B		C X 0-1 ②③ G4-3 1-2f			3 0	0 0	1 0	0 0	0 0	0 0	2 0
Nelson Santovenia, R (1, 2) OBP: 0.374, SLG: 0.385			X 0-0 ① G4		B F X 1-1 ①② G5-4-3 1-2f			S B X 1-1 ① G4-3		3	0	0	0	0	0	1
Spike Owen, S (1, 6) OBP: 0.377, SLG: 0.372 Tom Foley, L (8, 6) OBP: 0.318, SLG: 0.349			B C X 1-1 WP SH1-4 1B		B B C B X 3-1 ③ G6-3			X 0-0 ② G5-3		3 0	0 0	1 0	0 0	0 0	0 0	0 0
Kevin Gross, R (1, 1) OBP: 0.226, SLG: 0.111 Andy McGaffigan, R (3, 1) Rex Hudler, R (6, PH) OBP: 0.359, SLG: 0.595 Steve Frey, R (6, 1) Mike Fitzgerald, R (7, 5) OBP: 0.346, SLG: 0.382			X 0-0 ② SH1-4 1-2			C F B B X 2-2 ① F8		B C X 1-1 ③ F8		0 0 1 0 1	0 0 0 0 0	0 0 0 0 0	0 0 0 0 0	0 0 0 0 0	0 0 0 0 0	0 0 0 0 0
Inning Stats	R: 0 E: 0 K: 0 S: 9 H: 1 LOB: 0 BB: 0 P: 13	R: 0 E: 0 K: 1 S: 6 H: 0 LOB: 0 BB: 0 P: 11	R: 0 E: 0 K: 0 S: 8 H: 1 LOB: 2 BB: 1 P: 13	R: 0 E: 0 K: 0 S: 11 H: 0 LOB: 0 BB: 0 P: 15	R: 0 E: 0 K: 0 S: 6 H: 1 LOB: 0 BB: 0 P: 13	R: 0 E: 0 K: 0 S: 7 H: 0 LOB: 0 BB: 0 P: 11	R: 0 E: 0 K: 0 S: 4 H: 1 LOB: 1 BB: 1 P: 8	R: 0 E: 0 K: 0 S: 5 H: 0 LOB: 0 BB: 0 P: 7	R: 0 E: 0 K: 0 S: 9 H: 1 LOB: 1 BB: 0 P: 13	1B: 5 2B: 0 3B: 0 HR: 0	SF: 0 SAC: 1 DP: 3 HBP: 0					

PITCHER	IP	WLS	BF	H	R	ER	SO	BB	IBB	HBP	BLK	WP	HR	S	P	ERA	WHIP
Joe Magrane, L (1, 1) ERA: 3.4	9.0	W	31	5	0	0	1	2	0	0	0	1	0	65	104	0.00	0.778

PITCHER	IP	WLS	BF	H	R	ER	SO	BB	IBB	HBP	BLK	WP	HR	S	P	ERA	WHIP

TOP

Montreal Expos @ St. Louis Cardinals

Busch Stadium, St. Louis, MO

Wed Jun 14 1989, 7:05 PM CDT

Att. 36,246 - Unknown

livebaseballscorecards.com

AB	28
R	0
H	5
RBI	0
BB	2
SO	1
LOB	8

1B: 5	SF: 0	WP: 1	PA: 31
2B: 0	SAC: 1	PB: 0	
3B: 0	DP: 3	SB: 0	
HR: 0	HBP: 0	CS: 0	

Montreal Expos @ St. Louis Cardinals

Busch Stadium, St. Louis, MO

Wed Jun 14 1989, 7:05 PM CDT

Att. 36,246 - Unknown

BOTTOM

livebaseballscorecards.com

Batter	1	2	3	4	5	6	7	8	9	AB	R	H	RBI	BB	SO	LOB
Vince Coleman, S (1, 7) OBP: 0.328, SLG: 0.382	C B B F B X 3-2 G4-3 ①		C C B 2 SAFE X 1-2 2B 2-H 3B	C B B X 2-1 L7 ①		C S B B B X 3-2 L8 ①	B F B X 2-1 FC4-6 G6-3 1-2f			5	1	1	1	0	0	1
Milt Thompson, L (1, 8) OBP: 0.370, SLG: 0.417	C X 0-1 S 1B 1B		B B C B X 3-1 F8 1B 3-H 2B	B B X 2-0 1B 1B 1B		X 0-0 1B 2B	B B X 2-0 G6-3 ②③ 1-2f			5	4	4	1	0	0	1
Ozzie Smith, S (1, 6) OBP: 0.354, SLG: 0.363	B B X 2-0 1-H 1B		C X 0-1 F8 ① 2-3	1 SAFE 1 SAFE 1 SAFE X 0-0 1B 1-3 1B		B B C B X 3-1 E6 1B 1B		C X 0-1 P6 ①		5	1	2	1	0	0	2
Pedro Guerrero, R (1, 3) OBP: 0.395, SLG: 0.498 Jim Lindeman, R (6, PR) OBP: 0.194, SLG: 0.148 (7, 3)	B C C X 1-2 L5 ②		X 0-0 BB 1B 3-H 1B	B 1 SAFE X 1-0 1-2 3-H 1B		S B B B X 2-1 1B 1-2 2-H 1B		B F S F S 1-3 K ②		4 1	1 0	3 0	3 0	0 0	0 1	1 0
Terry Pendleton, S (1, 5) OBP: 0.294, SLG: 0.311	X 0-0 G3 ③		B B B B B 4-0 1B 1-2 2B BB	F C F X 0-2 L8 ②		B F X 1-1 P6 ②		S X 0-1 P2 ③		4	1	0	0	1	0	5
Tom Brunansky, R (1, 9) OBP: 0.301, SLG: 0.397 John Morris, L (7, 9) OBP: 0.333, SLG: 0.528		F B B B B C F C 3-3 K ①	C S S 0-3 K ②	B C B S B S 3-3 K ③		B C X 1-1 1-2 2-H 1B				4 0	0 0	1 0	1 0	0 0	3 0	4 0
José Oquendo, S (1, 4) OBP: 0.324, SLG: 0.295		B X 1-0 G5-3 ②	C B B C X 2-2 2B 1-3 2-H 1B		B X 1-0 F7 ①	B X 1-0 P3 ③				4	0	1	1	0	0	2
Tony Peña, R (1, 2) OBP: 0.282, SLG: 0.360		L B C B F X 2-2 G4-3 ③	F F X 0-2 1-3 2B		B B C F F B X 3-2 G4-3 ②		F B F F X 1-2 HR			4	1	2	2	0	0	0
Joe Magrane, R (1, 1) OBP: 0.138, SLG: 0.207			B F C X 1-2 3B 2B F F X 1-2 L7 ③		B X 1-0 P2 ③		F F F B X 1-2 FC4-6 1B			4	1	2	0	0	0	2

	AB	40
	R	10
	H	16
	RBI	10
	BB	1
	SO	4
	LOB	18

Inning Stats	1	2	3	4	5	6	7	8	9
	R: 1 H: 2 E: 0 LOB: 1 K: 0 BB: 0 S: 10 P: 16	R: 0 H: 0 E: 0 LOB: 0 K: 1 BB: 0 S: 9 P: 15	R: 5 H: 6 E: 0 LOB: 2 K: 1 BB: 1 S: 24 P: 36	R: 1 H: 3 E: 0 LOB: 2 K: 1 BB: 0 S: 12 P: 20	R: 0 H: 0 E: 0 LOB: 0 K: 0 BB: 0 S: 6 P: 11	R: 2 H: 3 E: 1 LOB: 2 K: 0 BB: 0 S: 13 P: 24	R: 1 H: 2 E: 0 LOB: 0 K: 0 BB: 0 S: 11 P: 17	R: 0 H: 0 E: 0 LOB: 0 K: 1 BB: 0 S: 8 P: 9	

	1B: 10	SF: 0	WP: 0	PA: 41
	2B: 4	SAC: 0	PB: 0	
	3B: 1	DP: 1	SB: 1	
	HR: 1	HBP: 0	CS: 0	

PITCHER		IP	WLS	BF	H	R	ER	SO	BB	IBB	HBP	BLK	WP	HR	S	P	ERA	WHIP
Kevin Gross, R ERA: 4.48	(1, 1)	2.2	L	16	7	6	6	2	1	0	0	0	0	0	37	60	20.25	3.000
Andy McGaffigan, R ERA: 4.28	(3, 1)	2.1		11	4	1	1	1	0	0	0	0	0	0	24	38	3.86	1.714
Steve Frey, L ERA: 1.59	(6, 1)	1.0		7	3	2	1	0	0	0	0	0	0	0	13	24	9.00	3.000
Brett Gideon, R ERA: 2.7	(7, 1)	2.0		7	2	1	1	1	0	0	0	0	0	1	19	26	4.50	1.000

PITCHER	IP	WLS	BF	H	R	ER	SO	BB	IBB	HBP	BLK	WP	HR	S	P	ERA	WHIP

Batter	1	2	3	4	5	6	7	8	9	10	AB	R	H	RBI	BB	SO	LOB
Otis Nixon, S (1, 8) OBP: 0.338, SLG: 0.282	C X 0-1 ① P3		B B B C B 4-1 G5-3 FC5 SF9 BB		B L C X 1-2 FC3-6 1B	B F F X 1-2 ③ G1-3		B X 1-0 ③ G4-3		F 1 SAFE B 1 SAFE B 1 B B 4-1 1-2 BB	4	1	1	0	2	0	1
Tom Foley, L (1, 4) OBP: 0.322, SLG: 0.345 Rex Hudler, R (7, PR) OBP: 0.366, SLG: 0.615 (7, 4)	B B B C B 4-1 BB 1B BB		C 1 SAFE X 0-1 FC5 SF9 G5-3 1-2		C F X 0-2 ① FC3-6 1B 1B 1-2f		B C F B B F F B 4-2 S S BB		C B X 1-1 BB 2B	C F B S 1-3 ② K	2	2	0	0	2	0	2
											2	0	1	0	0	1	2
Andres Galarraga, R (1, 3) OBP: 0.314, SLG: 0.408	C 1 SAFE 1 SAFE B X 1-1 ② P2		S B S F B F F B F 3-2 X ① G5-3 1-2 2-3		1 SAFE B X 1-0 1B 1-3 1B		B B X 2-0 ① F7		C S S F F B C 2-3 ① K	B C B X 2-1 ③ F9	6	0	1	0	0	1	7
Tim Raines, S (1, 7) OBP: 0.430, SLG: 0.486	B B B C F B 4-2 1B 1-2 BB		I I I 4-0 IBB		B X 1-0 1-2 3-H 1B		1 SAFE C 1 SAFE B B 1 B I 4-1 S 1-2 IBB		I I I 4-0 BB IBB		1	0	1	1	4	0	0
Hubie Brooks, R (1, 9) OBP: 0.297, SLG: 0.370 Dave Martinez, L (9, 9) OBP: 0.317, SLG: 0.362	C F F B X 1-2 1-2 2-H 1B		B X 1-0 ② SF9 2-3 3-H		C F B F 2 SAFE S 1-3 ② K		C F B F F S 1-3 ② K 1-2 2-3		C F B F F X 1-2 ② P4		4	0	1	2	0	2	6
											0	0	0	0	0	0	0
Tim Wallach, R (1, 5) OBP: 0.304, SLG: 0.388	F B F S 1-3 ③ K		B B S X 2-1 ③ G5-3		X 0-0 ③ F8		I I I 4-0 IBB		B B C B B 4-1 1-2 2-3 BB		3	0	0	0	2	1	6
Nelson Santovenia, R (1, 2) OBP: 0.357, SLG: 0.365		B X 1-0 ① G4-3		X 0-0 ① F6		C C C 0-3 ① K	X 0-0 ③ P5		S S X 0-2 ③ G1-3		5	0	0	0	0	1	6
Spike Owen, S (1, 6) OBP: 0.368, SLG: 0.362		C X 0-1 ② F8		C C X 0-2 ② F7		B X 1-0 ② F8		C X 0-1 ① G5-3		B C S T B X 2-2 ① G4-3	5	0	0	0	0	0	0
Dennis Martinez, R (1, 1) OBP: 0.143, SLG: 0.118 Mike Aldrete, L (8, PH) OBP: 0.304, SLG: 0.215 Tim Burke, R (8, 1) Wallace Johnson, S (10, PH) OBP: 0.302, SLG: 0.362 Andy McGaffigan, R (10, 1)		C C B S 1-3 ③ K		X 0-0 ③ F8		S B S X 1-2 1B		C B X 1-1 ② G1-3		B C X 1-1 BB 1B	3	0	1	0	0	1	0
											1	0	0	0	0	0	0
											0	0	0	0	0	0	0
											1	0	1	0	0	0	0
											0	0	0	0	0	0	0
Inning Stats	R: 1 H: 1 E: 0 LOB: 2 K: 1 BB: 2 S: 14 P: 25	R: 0 H: 0 E: 0 LOB: 0 K: 1 BB: 0 S: 6 P: 8	R: 1 H: 0 E: 0 LOB: 2 K: 0 BB: 2 S: 13 P: 27	R: 0 H: 0 E: 0 LOB: 0 K: 0 BB: 0 S: 5 P: 5	R: 1 H: 3 E: 0 LOB: 2 K: 1 BB: 0 S: 13 P: 17	R: 0 H: 1 E: 0 LOB: 1 K: 1 BB: 0 S: 10 P: 13	R: 0 H: 0 E: 0 LOB: 3 K: 1 BB: 3 S: 12 P: 27	R: 0 H: 0 E: 0 LOB: 0 K: 0 BB: 0 S: 5 P: 7	R: 0 H: 1 E: 0 LOB: 3 K: 1 BB: 2 S: 16 P: 28	R: 0 H: 1 E: 0 LOB: 2 K: 1 BB: 1 S: 12 P: 22	1B: 6 SF: 1 2B: 1 SAC: 0 3B: 0 DP: 0 HR: 0 HBP: 0						

PITCHER	IP	WLS	BF	H	R	ER	SO	BB	IBB	HBP	BLK	WP	HR	S	P	ERA	WHIP
Ken Hill, R (1, 1) ERA: 2.86	5.0		24	4	3	3	3	3	1	0	0	0	0	51	82	5.40	1.400
Cris Carpenter, R (6, 1) ERA: 3.0	2.0		10	1	0	0	2	1	2	0	0	0	0	22	40	0.00	1.000
Dan Quisenberry, R (8, 1) ERA: 2.97	1.1		6	1	0	0	1	0	1	0	0	0	0	12	21	0.00	0.750
Todd Worrell, R (9, 1) ERA: 1.23	1.2	W	8	1	0	0	1	2	0	0	0	0	0	21	36	0.00	1.800

PITCHER	IP	WLS	BF	H	R	ER	SO	BB	IBB	HBP	BLK	WP	HR	S	P	ERA	WHIP

TOP

Montreal Expos @ St. Louis Cardinals

Busch Stadium, St. Louis, MO

Thu Jun 15 1989, 7:05 PM CDT

Att. 26,698 - Overcast

livebaseballscorecards.com

AB	37
R	3
H	7
RBI	3
BB	10
SO	7
LOB	30

WP: 0	PB: 0	SB: 3	CS: 0
PA: 48			

Batter	1	2	3	4	5	6	7	8	9	10	AB	R	H	RBI	BB	SO	LOB
Vince Coleman, S (1, 7) OBP: 0.329, SLG: 0.387	G4-3			G4-3		G4-3	G5-3			FC1-5 S 1B	5	1	2	0	0	0	2
Milt Thompson, L (1, 8) OBP: 0.366, SLG: 0.410	G1-6-3 1B			G4-3 2-3		P5		G4-3		FC1-5 1-3 1B	5	1	1	0	0	0	2
Ozzie Smith, S (1, 6) OBP: 0.355, SLG: 0.361	G1-6-3 1-2f			G4-3 3-H		E S 1B		G1-3		1B IBB	4	1	1	1	1	0	1
Pedro Guerrero, R (1, 3) OBP: 0.392, SLG: 0.493		F8		G6-3		FC6 1-H 1B		P3		1-2 2-H 1B	4	0	1	1	0	0	0
Todd Worrell, R (9, 1)											0	0	0	0	0	0	0
Tom Pagnozzi, R (10, PH) OBP: 0.273, SLG: 0.241											1	0	1	1	0	0	0
John Morris, L (1, 9) OBP: 0.325, SLG: 0.500		L8			FC6-4 1B	FC6 1-2f			G6-3		4	0	1	0	0	0	1
Terry Pendleton, S (1, 5) OBP: 0.293, SLG: 0.310		F7			F8		F8		FC4 1B		4	0	1	0	0	0	1
José Oquendo, S (1, 4) OBP: 0.327, SLG: 0.299 (10, 3)		G1-3			FC6-4 1-2 1B		1B 1B		FC4 1-2f 3B		4	1	2	0	0	0	1
Tony Peña, R (1, 2) OBP: 0.286, SLG: 0.373		G3-1			FC6-4 1-2f 2-3		1-1 1-2 1B		0-1 1-H 3B		4	0	2	1	0	0	2
Ken Hill, R (1, 1) OBP: 0.241, SLG: 0.214		F8			K		P3		P5		1	0	0	0	0	0	0
Denny Walling, L (5, PH) OBP: 0.500, SLG: 0.500											1	0	0	0	0	1	2
Cris Carpenter, R (6, 1) OBP: 0.400, SLG: 0.400											0	0	0	0	0	0	0
Tom Brunansky, R (7, PH) OBP: 0.300, SLG: 0.395											1	0	0	0	0	0	2
Dan Quisenberry, R (8, 1)											0	0	0	0	0	0	0
Jim Lindeman, R (9, 3) OBP: 0.194, SLG: 0.148											0	0	0	0	0	0	0
Tim Jones, L (9, PH) OBP: 0.286, SLG: 0.324											1	0	0	0	0	0	1
(10, 4)																	
Inning Stats	R: 0 E: 0 K: 0 S: 9 — H: 1 LOB: 0 BB: 0 P: 12	R: 0 E: 0 K: 0 S: 6 — H: 0 LOB: 0 BB: 0 P: 9	R: 0 E: 0 K: 0 S: 9 — H: 0 LOB: 0 BB: 0 P: 12	R: 1 E: 0 K: 0 S: 6 — H: 1 LOB: 0 BB: 0 P: 8	R: 0 E: 0 K: 1 S: 9 — H: 2 LOB: 2 BB: 0 P: 14	R: 1 E: 0 K: 0 S: 13 — H: 2 LOB: 1 BB: 0 P: 19	R: 0 E: 0 K: 0 S: 16 — H: 2 LOB: 2 BB: 0 P: 19	R: 0 E: 0 K: 0 S: 9 — H: 0 LOB: 0 BB: 0 P: 10	R: 1 E: 0 K: 0 S: 15 — H: 2 LOB: 1 BB: 0 P: 20	R: 1 E: 0 K: 0 S: 6 — H: 2 LOB: 2 BB: 1 P: 14	1B: 10 2B: 1 3B: 1 HR: 0 — SF: 0 SAC: 0 DP: 1 HBP: 0						

PITCHER		IP	WLS	BF	H	R	ER	SO	BB	IBB	HBP	BLK	WP	HR	S	P	ERA	WHIP
Dennis Martinez, R ERA: 2.7	(1, 1)	7.0		28	8	2	2	1	0	0	0	0	0	0	68	93	2.57	1.143
Tim Burke, R ERA: 2.89	(8, 1)	2.0		8	2	1	1	0	0	0	0	0	0	0	24	30	4.50	1.000
Andy McGaffigan, R ERA: 4.5	(10, 1)	0.1	L	4	2	1	1	0	0	1	0	0	0	0	6	14	27.00	6.000

PITCHER	IP	WLS	BF	H	R	ER	SO	BB	IBB	HBP	BLK	WP	HR	S	P	ERA	WHIP

BOTTOM

Montreal Expos @ St. Louis Cardinals

Busch Stadium, St. Louis, MO

Thu Jun 15 1989, 7:05 PM CDT

Att. 26,698 - Overcast

livebaseballscorecards.com

AB	39
R	4
H	12
RBI	4
BB	1
SO	1
LOB	15

WP: 0 PB: 0 SB: 2 CS: 0 — PA: 40

Batter	1	2	3	4	5	6	7	8	9	AB	R	H	RBI	BB	SO	LOB
Jerome Walton, R (1, 8) OBP: 0.344, SLG: 0.418	FC4-6 23 S 1B		F9		G6-4-3 1-2f 2-3		F9		SF9 2-3 3-H	4	0	1	1	0	0	2
Dwight Smith, L (1, 7) OBP: 0.420, SLG: 0.558	K		23 BB 1B		23 E 23 S 23 2B 1B 3-H			F8	1-3 3-H 2B	5	1	3	2	0	1	1
23 Ryne Sandberg, R (1, 4) OBP: 0.362, SLG: 0.483	FC4-6 1-2 BB		1 SAFE 1-2 BB		1-H 2B			HR	K	3	1	2	2	2	1	2
Andre Dawson, R (1, 9) OBP: 0.315, SLG: 0.513	FC4-6 1-2f 2-3		F8		P4			P3		4	0	0	0	0	0	5
Damon Berryhill, S (1, 2) OBP: 0.297, SLG: 0.351	F7			P6		K		K		4	0	0	0	0	2	2
Lloyd McClendon, R (1, 3) OBP: 0.374, SLG: 0.563		G6-3		G4-3		G5-3			E 1B SF9 1B	4	1	1	0	0	0	0
Vance Law, R (1, 5) OBP: 0.268, SLG: 0.317		G6-4-3 BB		F9		F8			SF9 E 1-2 2B 1B	3	1	1	0	1	0	0
Domingo Ramos, R (1, 6) OBP: 0.284, SLG: 0.357		G6-4-3 1-2f			G6-4-3 1B 1B 1B		P3		E3 1-2 2-3 2B	4	1	1	0	0	0	3
Paul Kilgus, L (1, 1) OBP: 0.077, SLG: 0.077 Jeff Pico, R (4, 1) OBP: 0.500, SLG: 0.500 Gary Varsho, L (7, PH) OBP: 0.258, SLG: 0.333 Pat Perry, L (7, 1) OBP: 0.167, SLG: 0.167 Mitch Webster, S (9, PH) OBP: 0.321, SLG: 0.363			K		G6-4-3 1-2 1B		G5-3		K	1 1 1 0 1	0 0 0 0 0	0 1 0 0 0	0 0 0 0 0	0 0 0 0 0	1 0 0 0 1	0 0 0 0 3
Inning Stats	R: 0 E: 0 K: 1 S: 12 H: 1 LOB: 2 BB: 1 P: 19	R: 0 E: 0 K: 0 S: 4 H: 0 LOB: 0 BB: 1 P: 11	R: 0 E: 0 K: 1 S: 14 H: 1 LOB: 2 BB: 1 P: 23	R: 0 E: 0 K: 0 S: 5 H: 0 LOB: 0 BB: 0 P: 7	R: 2 E: 0 K: 0 S: 10 H: 4 LOB: 1 BB: 0 P: 14	R: 0 E: 0 K: 1 S: 8 H: 0 LOB: 0 BB: 0 P: 12	R: 0 E: 0 K: 0 S: 8 H: 0 LOB: 0 BB: 0 P: 10	R: 1 E: 0 K: 1 S: 6 H: 1 LOB: 0 BB: 0 P: 9	R: 2 E: 1 K: 2 S: 20 H: 3 LOB: 2 BB: 0 P: 26	1B: 7 2B: 2 3B: 0 HR: 1 SF: 1 SAC: 0 DP: 2 HBP: 0						

PITCHER	IP	WLS	BF	H	R	ER	SO	BB	IBB	HBP	BLK	WP	HR	S	P	ERA	WHIP
Bryn Smith, R (1, 1) ERA: 2.33	8.0	W	35	9	5	3	4	3	0	0	0	0	1	75	114	3.38	1.500
Tim Burke, R (9, 1) ERA: 2.82	1.0	S	4	1	0	0	2	0	0	0	0	0	0	12	17	0.00	1.000

PITCHER	IP	WLS	BF	H	R	ER	SO	BB	IBB	HBP	BLK	WP	HR	S	P	ERA	WHIP

TOP

Chicago Cubs @ Montreal Expos

Olympic Stadium, Montreal, QB

Fri Jun 16 1989, 7:05 PM EDT

Att. 26,264 - Dome

livebaseballscorecards.com

AB	35
R	5
H	10
RBI	5
BB	3
SO	6
LOB	18

WP: 0 PB: 0 SB: 2 CS: 0 PA: 39

Batter	1	2	3	4	5	6	7	8	9	AB	R	H	RBI	BB	SO	LOB
Otis Nixon, S (1, 8) OBP: 0.333, SLG: 0.274	C B B X 2-1 G6-3 ①	B B C X 2-1 G3 ②		I I I 4-0 FC6-4 IBB	B X 1-0 G4-3 ③			S B F X 1-2 E1 S 1B		4	1	0	0	1	0	1
Damaso Garcia, R (1, 4) OBP: 0.290, SLG: 0.293	C X 0-1 BB 2B 1B	X 0-0 P3 ③		B X 1-0 FC6-4 1B ② 1-2f 2-3 3-H		X 0-0 L4 ①		1 SAFE 1 SAFE C F B S 1-3 K ① 1-2		5	1	1	1	0	1	3
Andres Galarraga, R (1, 3) OBP: 0.324, SLG: 0.414	B B F X 2-1 F8 ②		F B B F H 3-2 1B HBP	B S B S X 2-2 FC1-4-6 1B 1-2 3-H		C B X 1-1 1B		C X 0-1 G6-4-3 1B 2-H		4	0	3	2	0	0	1
Tim Raines, S (1, 7) OBP: 0.426, SLG: 0.477	B B B B 4-0 2B BB 1-2		1 SAFE X 0-0 F8 ①	F X 0-1 FC1-4-6 ③ 1-2f		B B C X 2-1 F7 ②		X 0-0 G6-4-3 ② ③ 1-2f		4	1	0	0	1	0	5
Hubie Brooks, R (1, 9) OBP: 0.304, SLG: 0.381	B B C X 2-1 1B 2B 1-H 2-H		C X 0-1 G6-4-3 1-3 1B		B X 1-0 1B 1B	B X 1-0 G1-6-3 ③				4	2	3	2	0	0	1
Tim Wallach, R (1, 5) OBP: 0.310, SLG: 0.396	B B F B B 4-1 1B BB		B F X 1-1 G6-4-3 ② ③ 1-2f		C F F B 1 X SAFE 1-2 1B CS 1B 1-2		F X 0-1 2B			3	1	2	0	1	0	2
Mike Fitzgerald, R (1, 2) OBP: 0.351, SLG: 0.381	X 0-0 1B 1-2 2-H			B B C B B 4-1 2B FC6-4 BB	C C C 0-3 K ①		F B B X 2-1 G6-3 ①			3	1	1	1	1	1	3
Spike Owen, S (1, 6) OBP: 0.371, SLG: 0.370	C X 0-1 F9 ③			X 0-0 FC6-4 2B 1-3	B X 1-0 CS 1B 1-3 2-H	C B X 1-1 G5-3 ②				4	1	2	1	0	0	3
Bryn Smith, R (1, 1) OBP: 0.161, SLG: 0.071 Tim Burke, R (9, 1)		B B C X 2-1 G1-3 ①		X 0-0 G6-3 ①	L M B S 1-3 K ② 1-3 3-H	B X 1-0 G5-3 ③				4 0	0 0	0 0	0 0	0 0	1 0	4 0
Inning Stats	R: 3 H: 3 E: 0 LOB: 2 K: 0 BB: 2 S: 12 P: 26	R: 0 H: 0 E: 0 LOB: 0 K: 0 BB: 0 S: 5 P: 9	R: 0 H: 1 E: 0 LOB: 1 K: 0 BB: 0 S: 7 P: 11	R: 2 H: 2 E: 0 LOB: 2 K: 0 BB: 2 S: 9 P: 20	R: 2 H: 3 E: 0 LOB: 1 K: 2 BB: 0 S: 13 P: 18	R: 0 H: 1 E: 0 LOB: 1 K: 0 BB: 0 S: 6 P: 10	R: 0 H: 1 E: 0 LOB: 1 K: 0 BB: 0 S: 7 P: 11	R: 1 H: 1 E: 1 LOB: 0 K: 1 BB: 0 S: 9 P: 11		1B: 9 SF: 0 2B: 3 SAC: 0 3B: 0 DP: 2 HR: 0 HBP: 1						WP: 0 PA: 40 PB: 0 SB: 1 CS: 2

PITCHER		IP	WLS	BF	H	R	ER	SO	BB	IBB	HBP	BLK	WP	HR	S	P	ERA	WHIP
Paul Kilgus, L ERA: 4.22	(1, 1)	3.1	L	19	5	5	5	0	3	1	1	0	0	0	27	57	13.50	2.400
Jeff Pico, R ERA: 3.32	(4, 1)	2.2		13	5	2	1	2	0	0	0	0	0	0	25	37	3.38	1.875
Pat Perry, L ERA: 1.77	(7, 1)	2.0		8	2	1	0	1	0	0	0	0	0	0	16	22	0.00	1.000

PITCHER	IP	WLS	BF	H	R	ER	SO	BB	IBB	HBP	BLK	WP	HR	S	P	ERA	WHIP

BOTTOM

Chicago Cubs @ Montreal Expos

Olympic Stadium, Montreal, QB

Fri Jun 16 1989, 7:05 PM EDT

Att. 26,264 - Dome

livebaseballscorecards.com

AB	35
R	8
H	12
RBI	7
BB	4
SO	3
LOB	23

Chicago Cubs @ Montreal Expos

Olympic Stadium, Montreal, QB

Sat Jun 17 1989, 7:05 PM EDT

Att. 35,095 - Unknown

TOP

livebaseballscorecards.com

Batter	1	2	3	4	5	6	7	8	9	AB	R	H	RBI	BB	SO	LOB
Jerome Walton, R (1, 8) OBP: 0.338, SLG: 0.409	K		1 SAFE F7		B1-3		23 S G1-3 2-H 1B		G6-3	5	0	1	1	0	1	1
Dwight Smith, L (1, 7) OBP: 0.414, SLG: 0.546	G1-3		P5		23 G5-3 1B		G1-3 1-2			4	0	1	0	0	0	2
23 Ryne Sandberg, R (1, 4) OBP: 0.360, SLG: 0.477	CS HBP			K	G5-3 1-2		K 2-3			3	0	0	0	0	2	2
Andre Dawson, R (1, 9) OBP: 0.321, SLG: 0.521	CS 1-2	P6		2B 2B	K			G3 S 1B		4	1	2	0	0	1	1
Damon Berryhill, S (1, 2) OBP: 0.296, SLG: 0.355		K		2B 2B 2-H		G6-3		1 SAFE F8		4	1	1	1	0	1	1
Lloyd McClendon, R (1, 3) OBP: 0.368, SLG: 0.548		FC6-4 1B		K		P4		1 SAFE G3 1-3		4	0	1	0	0	1	2
Vance Law, R (1, 5) OBP: 0.268, SLG: 0.321 Calvin Schiraldi, R (8, 1) Mitch Williams, L (8, 1)	FC6-4 1-2f			1B 2B 2-H		K		G5-3		4 0 0	0 0 0	1 0 0	1 0 0	0 0 0	1 0 0	2 0 0
Domingo Ramos, R (1, 6) OBP: 0.308, SLG: 0.378			1B	1B 2-3			SH2-4 1B		F8	4	1	3	0	0	0	0
Rick Sutcliffe, L (1, 1) OBP: 0.235, SLG: 0.188 Curtis Wilkerson, S (8, 5) OBP: 0.252, SLG: 0.346			K	F8			SH2-4 1-2			2 1	0 0	0 0	0 0	0 0	1 1	3 0
Inning Stats	R: 0 E: 0 K: 1 S: 8 H: 0 LOB: 0 BB: 0 P: 13	R: 0 E: 0 K: 1 S: 10 H: 1 LOB: 1 BB: 0 P: 13	R: 0 E: 0 K: 1 S: 7 H: 1 LOB: 1 BB: 0 P: 13	R: 2 E: 0 K: 2 S: 19 H: 4 LOB: 2 BB: 0 P: 25	R: 0 E: 0 K: 1 S: 7 H: 1 LOB: 1 BB: 0 P: 10	R: 0 E: 0 K: 1 S: 8 H: 0 LOB: 0 BB: 0 P: 13	R: 1 E: 0 K: 1 S: 12 H: 2 LOB: 1 BB: 0 P: 20	R: 0 E: 0 K: 0 S: 9 H: 1 LOB: 1 BB: 0 P: 12	R: 0 E: 0 K: 1 S: 7 H: 0 LOB: 0 BB: 0 P: 13	1B: 7 2B: 3 3B: 0 HR: 0 SF: 0 SAC: 1 DP: 0 HBP: 1						

	AB	35
	R	3
	H	10
	RBI	3
	BB	0
	SO	9
	LOB	14

		WP: 0	PA: 38
		PB: 0	
		SB: 2	
		CS: 1	

PITCHER		IP	WLS	BF	H	R	ER	SO	BB	IBB	HBP	BLK	WP	HR	S	P	ERA	WHIP
Pascual Perez, R ERA: 4.44	(1, 1)	7.0	L	30	9	3	3	8	0	0	1	0	0	0	71	107	3.86	1.286
Andy McGaffigan, R ERA: 4.25	(8, 1)	2.0		7	1	0	0	1	0	0	0	0	0	0	16	25	0.00	0.500

PITCHER	IP	WLS	BF	H	R	ER	SO	BB	IBB	HBP	BLK	WP	HR	S	P	ERA	WHIP

Batter	1	2	3	4	5	6	7	8	9	AB	R	H	RBI	BB	SO	LOB
Dave Martinez, L (1, 8) OBP: 0.329, SLG: 0.368	B B B C B 4-1 2B WP BB		B B C F X 2-2 G6-3 BLK 1B		F B B B X 3-1 ② F7			B B X 2-0 SH3 1B	S B F B S 2-3 ③ K	3	1	2	0	1	0	0
Mike Fitzgerald, R (9, PH) OBP: 0.348, SLG: 0.377										1	0	0	0	0	1	3
Tom Foley, L (1, 4) OBP: 0.317, SLG: 0.339	C X 0-1 ① F9		C B C X 1-1 ① P6		C B B F S 2-3 ③ K			B X 1-0 ① SH3 1-2		3	0	0	0	0	1	2
Andres Galarraga, R (1, 3) OBP: 0.323, SLG: 0.416	X 0-0 WP SF9 1-3 2B		B F X 1-1 ② G6-3 1-3			B F F S 1-3 ① K		B B X 2-0 ② F9		4	1	1	0	0	1	2
Tim Raines, S (1, 7) OBP: 0.420, SLG: 0.471	B C F F B X 2-2 ② SF9 2-H 3-H		B C C B S 2-3 ③ K			C F B X 1-2 ② G6-3		B X 1-0 ③ F9		3	0	0	1	0	1	2
Hubie Brooks, R (1, 9) OBP: 0.307, SLG: 0.383	C B F B X 2-2 CS 1B			F B X 1-1 ① F8		B S B B F F F S 3-3 ③ K			B F B X 2-1 FC6-4 1B	4	0	2	0	0	1	0
Otis Nixon, S (9, PR) OBP: 0.333, SLG: 0.274										0	0	0	0	0	0	0
Tim Wallach, R (1, 5) OBP: 0.313, SLG: 0.399	C B 1-1 ③ CS 1-2	C B B B B 4-1 G6-4-3 E BB		C B F X 1-2 ② G4-3			X 0-0 SH3 FC4-2 2B		B S X 1-1 ① FC6-4 1B S 1-2f	3	0	1	0	1	0	1
Rex Hudler, R (9, PR) OBP: 0.366, SLG: 0.615										0	0	0	0	0	0	0
Nelson Santovenia, R (1, 2) OBP: 0.357, SLG: 0.364		B B F X 2-1 E6 G6-4-3 1-2		B C B C X 2-2 1B			S X 0-1 ① SH3 2-3		X 0-0 ② F7	3	0	1	0	0	0	2
Spike Owen, S (1, 6) OBP: 0.369, SLG: 0.368	C B F B F X 2-2 ① ② G6-4-3 1-2f 2-3			S C B B B F S 2-3 ③ K			C X 0-1 ② FC4-2 3-H		B F X 1-1 BB 1-3 1B	4	0	1	0	0	1	4
Pascual Perez, R (1, 1) OBP: 0.174, SLG: 0.273	F S B S 1-3 ③ K				S B L B S 2-3 ① K		C S B X 1-2 ③ F8		C S B B B B B 4-2 BB 1-2	2	0	0	0	0	2	1
Mike Aldrete, L (7, PH) OBP: 0.300, SLG: 0.212										1	0	0	0	0	0	1
Andy McGaffigan, R (8, 1)										0	0	0	0	0	0	0
Damaso Garcia, R (9, PH) OBP: 0.297, SLG: 0.293										0	0	0	0	1	0	0
Inning Stats	R: 2 H: 2 E: 0 LOB: 0 K: 0 BB: 1 S: 12 P: 21	R: 0 H: 0 E: 1 LOB: 1 K: 1 BB: 1 S: 10 P: 19	R: 0 H: 1 E: 0 LOB: 1 K: 1 BB: 0 S: 10 P: 16	R: 0 H: 1 E: 0 LOB: 1 K: 1 BB: 0 S: 12 P: 18	R: 0 H: 0 E: 0 LOB: 0 K: 2 BB: 0 S: 8 P: 15	R: 0 H: 0 E: 0 LOB: 0 K: 2 BB: 0 S: 11 P: 16	R: 0 H: 1 E: 0 LOB: 1 K: 0 BB: 0 S: 8 P: 9	R: 0 H: 1 E: 0 LOB: 1 K: 0 BB: 0 S: 4 P: 10	R: 0 H: 2 E: 0 LOB: 3 K: 1 BB: 1 S: 14 P: 24	1B: 6 SF: 1 2B: 2 SAC: 2 3B: 0 DP: 1 HR: 0 HBP: 0						

BOTTOM

Chicago Cubs @ Montreal Expos

Olympic Stadium, Montreal, QB

Sat Jun 17 1989, 7:05 PM EDT

Att. 35,095 - Unknown

livebaseballscorecards.com

AB	31
R	2
H	8
RBI	1
BB	3
SO	8
LOB	18

PITCHER		IP	WLS	BF	H	R	ER	SO	BB	IBB	HBP	BLK	WP	HR	S	P	ERA	WHIP
Rick Sutcliffe, R ERA: 3.71	(1, 1)	7.1	W	29	6	2	2	7	2	0	0	1	1	0	73	119	2.46	1.091
Calvin Schiraldi, R ERA: 3.3	(8, 1)	0.1		1	0	0	0	0	0	0	0	0	0	0	1	3	0.00	0.000
Mitch Williams, L ERA: 2.27	(8, 1)	1.1	S	7	2	0	0	1	1	0	0	0	0	0	15	26	0.00	2.250

PITCHER		IP	WLS	BF	H	R	ER	SO	BB	IBB	HBP	BLK	WP	HR	S	P	ERA	WHIP

WP: 1 PA: 38
PB: 0
SB: 1
CS: 1

Chicago Cubs @ Montreal Expos

Olympic Stadium, Montreal, QB

Sun Jun 18 1989, 3:33 AM EDT

Att. 35,968 - Unknown

TOP

livebaseballscorecards.com

Batter	1	2	3	4	5	6	7	8	9	AB	R	H	RBI	BB	SO	LOB
Jerome Walton, R (1, 8) OBP: 0.356, SLG: 0.415	1-0 23 S HR 1B	3-1 4-3 2-3 1B		4-1 23 CS S BB		3-3 ② K		4-2 23 BB 23 S BB		3	1	2	0	2	1	1
Dwight Smith, L (1, 7) OBP: 0.405, SLG: 0.527	1-2 ① F9	2-0 ② 4-3 1-2 3-H		2-3 ① K 1-2		4-2 23 FC6-4 BB		3-2 ① F8		4	0	0	1	1	1	4
23 Ryne Sandberg, R (1, 4) OBP: 0.364, SLG: 0.473	4-0 HR 1-3 BB	3-3 ③ K		4-0 ② 2-3 BB		0-1 ③ FC6-4 1-2f		4-2 ② FC6-4 1-3 BB		2	1	0	0	3	1	3
Andre Dawson, R (1, 9) OBP: 0.316, SLG: 0.532	1-0 1-H 3-H HR	2-2 ① F4		1-3 ③ K			0-1 ① F7	0-1 ③ FC6-4 1-2f		5	1	1	3	0	1	2
Damon Berryhill, S (1, 2) OBP: 0.293, SLG: 0.350	0-3 ② K	0-0 ② F8			0-0 ① 5-3		1-3 ② K		2-0 6-3 1B G6-2-3 1B	5	0	1	0	0	2	0
Lloyd McClendon, R (1, 3) OBP: 0.390, SLG: 0.552	4-2 S BB	4-0 2B BB			0-0 ② 5-3		3-2 BLK 1B		0-0 6-3 1-2 1B	3	1	2	0	2	0	0
Vance Law, R (1, 5) OBP: 0.271, SLG: 0.328	2-0 ③ F7 1-2	1-2 2B 1-3			1-1 ③ L6		3-2 BB 1-H 1B		0-0 ① 6-3 1-2 2-3	5	0	2	1	0	0	3
Domingo Ramos, R (1, 6) OBP: 0.349, SLG: 0.395		0-0 1B SH3-4 4-3 1B	4-0 IBB			2-1 SH3 1B	4-0 1-2 BB		4-0 IBB	2	1	2	0	3	0	0
Mike Bielecki, R (1, 1) OBP: 0.071, SLG: 0.037 Mitch Webster, S (7, PH) OBP: 0.320, SLG: 0.361 Steve Wilson, L (7, 1) Calvin Schiraldi, R (8, 1) Jeff Pico, R (8, 1) OBP: 0.500, SLG: 0.500 Mitch Williams, L (8, 1)		0-1 ① SH3-4 1-2	1-3 ③ K			1-0 ① SH3 1-2	2-2 ③ F7		0-0 ② ③ G6-2-3 3-Hf	1 1 0 0 0 1	0 0 0 0 0 0	0 0 0 0 0 0	0 0 0 0 0 0	1 0 0 0 0 0	0 0 0 0 0 0	3 2 0 0 0 3
Inning Stats	R: 3 H: 2 E: 0 LOB: 1 K: 1 BB: 2 S: 12 P: 25	R: 1 H: 2 E: 0 LOB: 1 K: 1 BB: 0 S: 9 P: 17	R: 0 H: 1 E: 0 LOB: 3 K: 1 BB: 2 S: 12 P: 23	R: 0 H: 0 E: 0 LOB: 1 K: 2 BB: 2 S: 7 P: 18	R: 0 H: 0 E: 0 LOB: 0 K: 0 BB: 0 S: 4 P: 5	R: 0 H: 1 E: 0 LOB: 2 K: 1 BB: 1 S: 10 P: 20	R: 1 H: 2 E: 0 LOB: 2 K: 1 BB: 1 S: 16 P: 29	R: 0 H: 0 E: 0 LOB: 1 K: 0 BB: 2 S: 11 P: 22	R: 0 H: 2 E: 0 LOB: 2 K: 0 BB: 1 S: 4 P: 10	1B: 8 SF: 0 2B: 1 SAC: 2 3B: 0 DP: 1 HR: 1 HBP: 0						

	AB	32
	R	5
	H	10
	RBI	5
	BB	11
	SO	7
	LOB	21

WP: 0 PB: 0 SB: 5 CS: 1 PA: 45

PITCHER		IP	WLS	BF	H	R	ER	SO	BB	IBB	HBP	BLK	WP	HR	S	P	ERA	WHIP
Mark Langston, L ERA: 3.21	(1, 1)	6.2	L	35	8	5	5	7	7	1	0	1	0	1	67	132	6.75	2.250
Andy McGaffigan, R ERA: 4.21	(7, 1)	0.1		1	0	0	0	0	0	0	0	0	0	0	3	5	0.00	0.000
Brett Gideon, R ERA: 1.93	(8, 1)	1.1		8	2	0	0	0	2	1	0	0	0	0	14	31	0.00	3.000
Steve Frey, L ERA: 1.5	(9, 1)	0.2		1	0	0	0	0	0	0	0	0	0	0	1	1	0.00	0.000

PITCHER	IP	WLS	BF	H	R	ER	SO	BB	IBB	HBP	BLK	WP	HR	S	P	ERA	WHIP

Batter	1	2	3	4	5	6	7	8	9	AB	R	H	RBI	BB	SO	LOB
Otis Nixon, S (1, 8) OBP: 0.329, SLG: 0.286	B C F S 1-3 K ①		X 0-0 G3 ② 2-3		B X 1-0 BLK 3B 1-H		B B C X 2-1 F3 ③		C B X 1-1 F9 ②	5	1	1	1	0	1	1
Tom Foley, L (1, 4) OBP: 0.317, SLG: 0.339 Rex Hudler, R (8, PH) OBP: 0.349, SLG: 0.585 (9, 4)	B X 1-0 F9 ②		F C B F B F F X 2-2 1B 3-H		F B X 1-1 4-3 ① 3-H			B C X 1-1 F9 ①	C B F F X 1-2 F7 ③	3 2	0 0	1 0	1 0	0 0	0 0	0 0
Andres Galarraga, R (1, 3) OBP: 0.322, SLG: 0.413	S S B S 1-3 K ③		B F B X 2-1 F9 ③		X 0-0 6-3 ②			C B S B B X 3-2 BB 1B 6-3 1B		4	1	1	0	0	1	1
Tim Raines, S (1, 7) OBP: 0.421, SLG: 0.469		C B F S 1-3 K ①		B S B F B B 4-2 FC6-4 BB	S C B F X 1-2 G3 ③			X 0-0 6-3 BB 1-2 1B		3	0	1	0	1	1	0
Hubie Brooks, R (1, 9) OBP: 0.306, SLG: 0.378 Dave Martinez, L (8, PR) OBP: 0.329, SLG: 0.368 (9, 9)		C C B X 1-2 F7 ②		F F F B F X 1-2 FC6-4 FC5-4 ① 1-2f		X 0-0 F8 ①		B B F B F B 4-2 6-3 BB 1-2 2-3		3 0	0 0	0 0	0 0	1 0	0 0	1 0
Tim Wallach, R (1, 5) OBP: 0.312, SLG: 0.394		B B B C B 4-1 BB	F B 1 C F F F B F SAFE	2-2 X FC5-4 1B ② 1-2f		S F B B X 2-2 F2 ②		X 0-0 6-3 ② 1-2 2-3 3-H		3	0	0	1	1	0	3
Marty Pevey, L (1, 2) OBP: 0.231, SLG: 0.308 Wallace Johnson, S (8, PH) OBP: 0.302, SLG: 0.362 Mike Fitzgerald, R (8, PH) OBP: 0.353, SLG: 0.377 (9, 2)		B X 1-0 F4 ③		X 0-0 1-2 1B		C B S S 1-3 K ③		B B B B 4-0 BB		3 0 0	0 0 0	1 0 0	0 0 0	0 0 1	1 0 0	1 0 0
Spike Owen, S (1, 6) OBP: 0.363, SLG: 0.360			B C F B F F B X 3-2 F5 ①	B C B B F X 3-2 F9 ③			C F F B F F B F X 2-2 P3 ①	B C X 1-1 F8 ③		4	0	0	0	0	0	5
Mark Langston, R (1, 1) OBP: 0.267, SLG: 0.333 Andy McGaffigan, R (7, 1) Damaso Garcia, R (7, PH) OBP: 0.294, SLG: 0.290 Brett Gideon, R (8, 1) Steve Frey, R (9, 1) Nelson Santovenia, R (9, PH) OBP: 0.353, SLG: 0.360			S X 0-1 G3 1B 2B		X 0-0 3B 1B		B B B C C X 3-1 F8 ②		F B X 1-1 5-3 ①	2 0 1 0 0 1	2 0 0 0 0 0	2 0 0 0 0 0	0 0 0 0 0 0	0 0 0 0 0 0	0 0 0 0 0 0	0 0 0 0 0 0
Inning Stats	R: 0 E: 0 K: 2 S: 7 H: 0 LOB: 0 BB: 0 P: 10	R: 0 E: 0 K: 1 S: 8 H: 0 LOB: 1 BB: 1 P: 15	R: 1 E: 0 K: 0 S: 16 H: 2 LOB: 1 BB: 0 P: 23	R: 0 E: 0 K: 0 S: 18 H: 1 LOB: 2 BB: 1 P: 28	R: 2 E: 0 K: 0 S: 9 H: 2 LOB: 0 BB: 0 P: 12	R: 0 E: 0 K: 1 S: 7 H: 0 LOB: 0 BB: 0 P: 10	R: 0 E: 0 K: 0 S: 11 H: 0 LOB: 0 BB: 0 P: 18	R: 1 E: 0 K: 0 S: 11 H: 2 LOB: 3 BB: 2 P: 24	R: 0 E: 0 K: 0 S: 8 H: 0 LOB: 0 BB: 0 P: 11	1B: 5 2B: 1 3B: 1 HR: 0	SF: 0 SAC: 0 DP: 0 HBP: 0				WP: 0 PB: 0 SB: 0 CS: 0	PA: 38	

PITCHER		IP	WLS	BF	H	R	ER	SO	BB	IBB	HBP	BLK	WP	HR	S	P	ERA	WHIP
Mike Bielecki, R ERA: 2.5	(1, 1)	6.0	W	25	5	3	3	4	2	0	0	1	0	0	65	98	4.50	1.167
Steve Wilson, L ERA: 3.18	(7, 1)	1.1		6	2	1	1	0	0	0	0	0	0	0	17	28	6.75	1.500
Calvin Schiraldi, R ERA: 3.3	(8, 1)	0.0		1	0	0	0	0	1	0	0	0	0	0	2	6	∞	∞
Jeff Pico, R ERA: 3.29	(8, 1)	0.1		1	0	0	0	0	0	0	0	0	0	0	1	1	0.00	0.000
Mitch Williams, L ERA: 2.19	(8, 1)	1.1	S	5	0	0	0	0	1	0	0	0	0	0	10	18	0.00	0.750

PITCHER	IP	WLS	BF	H	R	ER	SO	BB	IBB	HBP	BLK	WP	HR	S	P	ERA	WHIP

BOTTOM

Chicago Cubs @ Montreal Expos

Olympic Stadium, Montreal, QB

Sun Jun 18 1989, 3:33 AM EDT

Att. 35,968 - Unknown

livebaseballscorecards.com

AB	34
R	4
H	7
RBI	3
BB	4
SO	4
LOB	12

Batter	1	2	3	4	5	6	7	8	9	AB	R	H	RBI	BB	SO	LOB
Dave Martinez, L (1, 8) OBP: 0.327, SLG: 0.372	C S S 0-3 ① K		B C B C C 2-3 ② K		F B F X 1-2 S WP 2-H 2B		X 0-0 ③ FC6 1-2f			4	1	1	1	0	2	1
Tom Foley, L (1, 4) OBP: 0.316, SLG: 0.333	F B C F B F X 2-2 ② F7		B B B B 4-0 BB		C F F B F B C 2-3 ② K 2-H			C C B B B S 3-3 ① K		3	0	0	0	1	2	0
Andres Galarraga, R (1, 3) OBP: 0.321, SLG: 0.423	B B X 2-0 HR		B F S 1 SAFE B C 2-3 ③ K		F B B F X 2-2 ③ G4-3			B B X 2-0 ② F8		4	1	1	1	0	1	1
Tim Raines, S (1, 7) OBP: 0.415, SLG: 0.461	B X 1-0 ③ L7			X 0-0 ① G3		B X 1-0 ① F7		X 0-0 ③ F8		4	0	0	0	0	0	0
Hubie Brooks, R (1, 9) OBP: 0.309, SLG: 0.384		C S X 0-2 2B		C B X 1-1 1B		B X 1-0 ② P3			S X 0-1 ① G5-3	4	0	2	0	0	0	0
Tim Wallach, R (1, 5) OBP: 0.308, SLG: 0.388		C B X 1-1 ① F9		C F B B B F F S 3-3 ② K		F F S 0-3 ③ K			C F B S 1-3 ② K	4	0	0	0	0	3	2
Nelson Santovenia, R (1, 2) OBP: 0.350, SLG: 0.356		S S B S 1-3 ② K		1 SAFE B F B B X 3-1 ③ L7			B X 1-0 FC6 1B		X 0-0 ③ P3	4	0	1	0	0	1	2
Spike Owen, S (1, 6) OBP: 0.362, SLG: 0.357		B X 1-0 ③ L7			B B B C C B 4-2 SH1 2B BB		B F X 1-1 ① F7			2	1	0	0	1	0	2
Kevin Gross, R (1, 1) OBP: 0.219, SLG: 0.107 Mike Aldrete, L (7, PH) OBP: 0.296, SLG: 0.209 Andy McGaffigan, R (7, 1)			B B B C C F F S 3-3 ① K		1 SAFE L L X 0-2 ① SH1 1-2		F B B F B S 3-3 ② K			1 1 0	0 0 0	0 0 0	0 0 0	0 0 0	1 1 0	0 1 0
Inning Stats	R: 1 H: 1 E: 0 LOB: 0 K: 1 BB: 0 S: 11 P: 16	R: 0 H: 1 E: 0 LOB: 1 K: 1 BB: 0 S: 9 P: 12	R: 0 H: 0 E: 0 LOB: 1 K: 3 BB: 1 S: 11 P: 22	R: 0 H: 1 E: 0 LOB: 1 K: 1 BB: 0 S: 10 P: 17	R: 2 H: 1 E: 0 LOB: 0 K: 1 BB: 1 S: 16 P: 25	R: 0 H: 0 E: 0 LOB: 0 K: 1 BB: 0 S: 5 P: 7	R: 0 H: 1 E: 0 LOB: 1 K: 1 BB: 0 S: 7 P: 12	R: 0 H: 0 E: 0 LOB: 0 K: 1 BB: 0 S: 5 P: 10	R: 0 H: 0 E: 0 LOB: 0 K: 1 BB: 0 S: 6 P: 7	1B: 2 SF: 0 2B: 2 SAC: 1 3B: 0 DP: 0 HR: 1 HBP: 0						

PITCHER		IP	WLS	BF	H	R	ER	SO	BB	IBB	HBP	BLK	WP	HR	S	P	ERA	WHIP
Dwight Gooden, R ERA: 2.56	(1, 1)	7.0	W	28	5	3	3	9	2	0	0	0	1	1	69	111	3.86	1.000
Rick Aguilera, R ERA: 0.84	(8, 1)	2.0	S	6	0	0	0	2	0	0	0	0	0	0	11	17	0.00	0.000

PITCHER	IP	WLS	BF	H	R	ER	SO	BB	IBB	HBP	BLK	WP	HR	S	P	ERA	WHIP

TOP

Montreal Expos @ New York Mets

Shea Stadium, Flushing, NY

Mon Jun 19 1989, 7:05 PM EDT

Att. 40,064 - Unknown - 80 F

livebaseballscorecards.com

AB	31
R	3
H	5
RBI	2
BB	2
SO	11
LOB	9

1B: 2	SF: 0	WP: 1	PA: 34
2B: 2	SAC: 1	PB: 0	
3B: 0	DP: 0	SB: 1	
HR: 1	HBP: 0	CS: 0	

Montreal Expos @ New York Mets

Shea Stadium, Flushing, NY

Mon Jun 19 1989, 7:05 PM EDT

Att. 40,064 - Unknown - 80 F

BOTTOM

livebaseballscorecards.com

Batter	1	2	3	4	5	6	7	8	9	AB	R	H	RBI	BB	SO	LOB
Juan Samuel, R (1, 8) OBP: 0.309, SLG: 0.386	B B C X 2-1 ① F7	B F X 1-1 ② L6		B B C S B B 4-2 S 1B BB		C B B F X 2-2 ② FC4 FC6-4 1-2f				3	1	0	0	1	0	1
Dave Magadan, L (1, 3) OBP: 0.381, SLG: 0.450	F B B B B 4-1 HR BB	B B F B B 4-1 BLK HR BB		P C B B X 3-1 1-H 1B		F X 0-1 ③ FC6-4 1-2f				2	2	1	1	2	0	1
Howard Johnson, S (1, 5) OBP: 0.359, SLG: 0.587	C B X 1-1 1-H HR	B F B X 2-1 1-H HR		B C F X 1-2 ③ G4-3			S X 0-1 ① F8			4	2	2	4	0	0	1
Darryl Strawberry, L (1, 9) OBP: 0.313, SLG: 0.484	B C F H 2-2 BB S HBP	C X 0-1 ③ P4			B X 1-0 ① P3		F B S F B S 2-3 ② K			3	0	0	0	0	1	0
Kevin McReynolds, R (1, 7) OBP: 0.354, SLG: 0.423	B B B C 1 SAFE 1 SAFE S B 4-2 BB 1-2 BB		C B S X 1-2 ① F9		B X 1-0 1B		X 0-0 ③ F7			3	0	1	0	1	0	0
Gregg Jefferies, S (1, 4) OBP: 0.261, SLG: 0.313	B B B B 4-0 1-2 2-3 BB		B B C B F X 3-2 F7 2B		B C 1 SAFE F B F S 2-3 ② K			C X 0-1 ① F7		3	0	1	0	1	1	1
Barry Lyons, R (1, 2) OBP: 0.303, SLG: 0.365	B C F F F S 1-3 ② K		B S S X 1-2 ② ③ F7 2-3		B X 1-0 ③ F8			C X 0-1 ② G6-3		4	0	0	0	0	1	5
Kevin Elster, R (1, 6) OBP: 0.267, SLG: 0.287	X 0-0 ③ F9			F F B X 1-2 ① G3		C C B C 1-3 ① K		F H 1-1 HBP		3	0	0	0	0	1	3
Dwight Gooden, R (1, 1) OBP: 0.189, SLG: 0.250 Rick Aguilera, R (8, 1)		F X 0-1 ① G5-3		F S B X 1-2 ② P3		B B C F F B X 3-2 FC4 1B		X 0-0 ③ G6-3		3 1	0 0	1 0	0 0	0 0	0 0	0 1
Inning Stats	R: 2 E: 0 K: 1 S: 15 H: 1 LOB: 3 BB: 3 P: 33	R: 2 E: 0 K: 0 S: 9 H: 1 LOB: 0 BB: 1 P: 16	R: 0 E: 0 K: 0 S: 9 H: 1 LOB: 1 BB: 0 P: 14	R: 1 E: 0 K: 0 S: 14 H: 1 LOB: 1 BB: 1 P: 23	R: 0 E: 0 K: 1 S: 7 H: 1 LOB: 1 BB: 0 P: 12	R: 0 E: 0 K: 1 S: 12 H: 1 LOB: 1 BB: 0 P: 18	R: 0 E: 0 K: 1 S: 7 H: 0 LOB: 0 BB: 0 P: 9	R: 0 E: 0 K: 0 S: 6 H: 0 LOB: 1 BB: 0 P: 7		1B: 3 2B: 1 3B: 0 HR: 2	SF: 0 SAC: 0 DP: 0 HBP: 2			WP: 0 PB: 0 SB: 2 CS: 0	PA: 36	

	AB	29
	R	5
	H	6
	RBI	5
	BB	5
	SO	4
	LOB	13

PITCHER		IP	WLS	BF	H	R	ER	SO	BB	IBB	HBP	BLK	WP	HR	S	P	ERA	WHIP
Kevin Gross, R ERA: 4.66	(1, 1)	6.0	L	29	6	5	5	3	5	0	1	0	0	2	66	116	7.50	1.833
Andy McGaffigan, R ERA: 3.99	(7, 1)	2.0		7	0	0	0	1	0	0	1	0	0	0	13	16	0.00	0.000

PITCHER	IP	WLS	BF	H	R	ER	SO	BB	IBB	HBP	BLK	WP	HR	S	P	ERA	WHIP

Montreal Expos @ New York Mets

Shea Stadium, Flushing, NY

Tue Jun 20 1989, 7:05 PM EDT

Att. 37,570 - Overcast

TOP

livebaseballscorecards.com

Batter	1	2	3	4	5	6	7	8	9	AB	R	H	RBI	BB	SO	LOB
Otis Nixon, S (1, 8) OBP: 0.333, SLG: 0.287	B C S S 1-3 ① K			B B C C B B 4-2 HR BB		B M B B C S 3-3 ② K		B C C B F B X 3-2 1B 1B 1B	C B B C S 2-3 ② K	3	2	1	0	1	2	0
Dave Martinez, L (9, PH) OBP: 0.325, SLG: 0.370										1	0	0	0	0	1	1
(9, 8)																
Rex Hudler, R (1, 4) OBP: 0.362, SLG: 0.600	B C C S 1-3 ② K			C X 0-1 ① P6		C B C F X 1-2 2B 2B		C X 0-1 1B 1-2 1B 1B	C A B F B B F B 4-2 BB 1B BB	4	2	2	0	0	1	1
Tom Foley, L (9, PH) OBP: 0.319, SLG: 0.333										0	1	0	0	1	0	0
(9, 4)																
Andres Galarraga, R (1, 3) OBP: 0.326, SLG: 0.441	C B S C C 1-3 ③ K			F 1 SAFE B B X 2-1 1-H HR		X 0-0 2-H 2B		C B S S 1-3 ② K	S B B B B F B 4-2 1B S 1-2 2-3 BB	4	2	2	3	1	2	2
Tim Raines, S (1, 7) OBP: 0.415, SLG: 0.459		B X 1-0 ① F8		B X 1-0 ② 6-3		B F F X 1-2 ③ P6		B S B B C X 3-2 1B 1-H 2-H 1B	F C B B X 2-2 S 1-3 2-H 3-H 1B	5	0	2	4	0	0	1
Hubie Brooks, R (1, 9) OBP: 0.307, SLG: 0.381		B C X 1-1 ② F9		C C X 0-2 ③ P9			C B B S X 2-2 ① F8	C F F F X 1-2 BB 1-3 1B	B C B B B X 3-1 ③ 6-3 1-2 3-H	5	0	1	0	0	0	1
Tim Wallach, R (1, 5) OBP: 0.307, SLG: 0.383		S S B X 1-2 ③ F8			B B F F X 2-2 ① F8		B C B F X 2-2 ② F9	F B B C B B 4-2 1-2 BB		3	0	0	0	1	0	0
Nelson Santovenia, R (1, 2) OBP: 0.350, SLG: 0.364			F S B C 1-3 ① K		B S B S F B F F S 3-3 ② K		B B X 2-0 2B	F C S 0-3 ③ K		3	0	1	0	0	2	0
Mike Aldrete, L (8, PH) OBP: 0.293, SLG: 0.206										1	0	0	0	0	1	3
Tim Burke, R (8, 1)										0	0	0	0	0	0	0
Spike Owen, S (1, 6) OBP: 0.360, SLG: 0.355			C B B B S S 3-3 ② K		C B F X 1-2 ③ P3		C F B X 1-2 ③ F9		B B C X 2-1 BB SH1-3 1B 1B	4	1	1	0	0	1	1
Dennis Martinez, R (1, 1) OBP: 0.135, SLG: 0.111		S B S B S 2-3 ③ K				S S S 0-3 ① K		C S B C S 2-3 ① K	1 SAFE 1 SAFE X 0-0 ① SH1-3 1-2	2	0	0	0	0	2	0
Wallace Johnson, S (8, PH) OBP: 0.296, SLG: 0.354										1	0	0	0	0	1	0
Mike Fitzgerald, R (8, 2) OBP: 0.353, SLG: 0.377										0	0	0	0	0	0	0
Inning Stats	R: 0 E: 0 K: 3 S: 10 H: 0 LOB: 0 BB: 0 P: 13	R: 0 E: 0 K: 0 S: 6 H: 0 LOB: 0 BB: 0 P: 9	R: 0 E: 0 K: 3 S: 9 H: 0 LOB: 0 BB: 0 P: 15	R: 2 E: 0 K: 0 S: 10 H: 1 LOB: 0 BB: 1 P: 17	R: 0 E: 0 K: 1 S: 12 H: 0 LOB: 0 BB: 0 P: 18	R: 1 E: 0 K: 2 S: 14 H: 2 LOB: 1 BB: 0 P: 19	R: 0 E: 0 K: 0 S: 10 H: 1 LOB: 1 BB: 0 P: 17	R: 2 E: 0 K: 3 S: 25 H: 4 LOB: 3 BB: 1 P: 39	R: 3 E: 0 K: 1 S: 17 H: 2 LOB: 1 BB: 2 P: 34	1B: 6 2B: 3 3B: 0 HR: 1 SF: 0 SAC: 1 DP: 0 HBP: 0						

	AB	36
	R	8
	H	10
	RBI	7
	BB	4
	SO	13
	LOB	10

WP: 0 PB: 0 SB: 2 CS: 0 PA: 41

PITCHER		IP	WLS	BF	H	R	ER	SO	BB	IBB	HBP	BLK	WP	HR	S	P	ERA	WHIP
Sid Fernandez, L ERA: 3.33	(1, 1)	5.2		21	3	3	3	9	1	0	0	0	0	1	58	87	4.76	0.706
Don Aase, R ERA: 2.86	(6, 1)	1.1		5	1	0	0	0	0	0	0	0	0	0	13	21	0.00	0.750
Randy Myers, L ERA: 1.74	(8, 1)	0.1		3	2	2	2	1	0	0	0	0	0	0	9	14	54.00	6.000
Rick Aguilera, R ERA: 1.42	(8, 1)	1.1	L	11	4	3	3	3	3	0	0	0	0	0	31	54	20.25	5.250
Jeff Innis, R ERA:	(9, 1)	0.1		1	0	0	0	0	0	0	0	0	0	0	2	5	0.00	0.000

PITCHER	IP	WLS	BF	H	R	ER	SO	BB	IBB	HBP	BLK	WP	HR	S	P	ERA	WHIP

Montreal Expos @ New York Mets

Shea Stadium, Flushing, NY

Tue Jun 20 1989, 7:05 PM EDT

Att. 37,570 - Overcast

BOTTOM

Batter	1	2	3	4	5	6	7	8	9	AB	R	H	RBI	BB	SO	LOB
Juan Samuel, R (1, 8) OBP: 0.307, SLG: 0.382	3-2 G6-3 2B 1B 2-3 K		1-2 4-3 2-3		3-2 FC4-6 S 1-2f			1-3 K		5	1	1	0	0	2	4
Dave Magadan, L (1, 3) OBP: 0.376, SLG: 0.442	1 SAFE 1 SAFE 1 SAFE 0-0 L8	3-1 1B FC6-2 1B	0-1 F8		1 SAFE 1 SAFE 2-2 P7 1-2			0-1 6-3		5	0	1	0	0	0	3
Howard Johnson, S (1, 5) OBP: 0.368, SLG: 0.596	1 SAFE 0-0 G6-3 1B 1-3 2B	3-0 FC6-2 S 1-3 1B		2-2 1B S 1B		0-0 G5-4-3 1B		1-1 P6		5	1	4	0	0	0	0
Kevin McReynolds, R (1, 7) OBP: 0.355, SLG: 0.422	3 SAFE 1-0 G6-3 2-3 3-H	3-3 K 1-2		3-0 1-3 1B		1 SAFE 1 SAFE 1 SAFE 1 SAFE 0-2 G5-4-3 1-2f			2-2 FC4-6 1B	5	0	2	1	0	1	4
Gregg Jefferies, S (1, 4) OBP: 0.269, SLG: 0.313	4-0 1B 1B BB	4-2 FC6-2 BB		1 SAFE 2-0 P5		3-2 1B			0-1 FC4-6 1-2f	3	1	1	0	2	0	3
Mookie Wilson, S (1, 9) OBP: 0.232, SLG: 0.290	1 SAFE 3-2 1B 1B 1B 1-2 3-H	1-2 FC6-2 1-2 2-3 3-Hf		1 SAFE 0-3 K		1 SAFE 1 SAFE 1 SAFE 0-3 K			1-3 K	5	1	1	1	0	3	7
Mackey Sasser, L (1, 2) OBP: 0.338, SLG: 0.426 Barry Lyons, R (8, 2) OBP: 0.301, SLG: 0.362	1-0 1B 1B 1B 1-3 2-H	1-0 G5-3		1-3 K		0-0 G3			0-0 P6	4 1	1 0	1 0	1 0	0 0	1 0	5 1
Kevin Elster, R (1, 6) OBP: 0.272, SLG: 0.292	2-1 1B 1-2 3-H		0-1 4-3 SH2-3 1B		0-0 G5-3		1-2 1-3			4	0	2	1	0	0	0
Sid Fernandez, L (1, 1) OBP: 0.269, SLG: 0.320 Don Aase, R (6, 1) Randy Myers, L (8, 1) Rick Aguilera, R (8, 1) Jeff Innis, R (9, 1)	0-1 1-3 2-H		0-0 SH2-3 1-2		1-1 FC4-6 HBP		2-1 G5			1 1 0 0 0	0 0 0 0 0	1 0 0 0 0	1 0 0 0 0	0 0 0 0 0	0 0 0 0 0	0 0 0 0 0
Inning Stats	R: 5 E: 0 K: 1 S: 17 H: 6 LOB: 2 BB: 1 P: 33	R: 0 E: 0 K: 1 S: 13 H: 2 LOB: 3 BB: 1 P: 28	R: 0 E: 0 K: 0 S: 8 H: 1 LOB: 1 BB: 0 P: 9	R: 0 E: 0 K: 2 S: 11 H: 2 LOB: 2 BB: 0 P: 19	R: 0 E: 0 K: 0 S: 13 H: 0 LOB: 1 BB: 0 P: 18	R: 0 E: 0 K: 1 S: 10 H: 2 LOB: 1 BB: 0 P: 13	R: 0 E: 0 K: 0 S: 6 H: 0 LOB: 0 BB: 0 P: 9	R: 0 E: 0 K: 1 S: 7 H: 0 LOB: 0 BB: 0 P: 9	R: 0 E: 0 K: 1 S: 10 H: 1 LOB: 1 BB: 0 P: 13	1B: 13 2B: 1 3B: 0 HR: 0 SF: 0 SAC: 1 DP: 1 HBP: 1						

livebaseballscorecards.com

AB	39
R	5
H	14
RBI	5
BB	2
SO	7
LOB	27

PITCHER		IP	WLS	BF	H	R	ER	SO	BB	IBB	HBP	BLK	WP	HR	S	P	ERA	WHIP
Dennis Martinez, R ERA: 2.94	(1, 1)	7.0		36	13	5	5	5	2	0	1	0	0	0	78	129	6.43	2.143
Tim Burke, R ERA: 2.68	(8, 1)	2.0	W	7	1	0	0	2	0	0	0	0	0	0	17	22	0.00	0.500

PITCHER		IP	WLS	BF	H	R	ER	SO	BB	IBB	HBP	BLK	WP	HR	S	P	ERA	WHIP

Montreal Expos @ New York Mets

Shea Stadium, Flushing, NY

Wed Jun 21 1989, 3:33 AM EDT

Att. 30,458 - Overcast

TOP

livebaseballscorecards.com

Batter	1	2	3	4	5	6	7	8	9	AB	R	H	RBI	BB	SO	LOB
Dave Martinez, L (1, 8) OBP: 0.325, SLG: 0.383	B F L B F F F B F 3-2 F X P4 ①		B B F 1 SAFE F S 2-3 K ③			X 0-0 FC4-2 3B		B X 1-0 P6 ②		3	0	1	0	0	1	1
Rex Hudler, R (8, PH) OBP: 0.354, SLG: 0.587										1	0	0	0	0	0	0
(8, 4)																
Tom Foley, L (1, 4) OBP: 0.315, SLG: 0.328	C S B X 1-2 F9 ②			B X 1-0 P2 ①		B B X 2-0 P6 ①		C B X 1-1 G3-1 ③		3	0	0	0	0	0	1
Damaso Garcia, R (8, PH) OBP: 0.291, SLG: 0.287										1	0	0	0	0	0	0
Pascual Perez, R (8, 1) OBP: 0.174, SLG: 0.273										0	0	0	0	0	0	0
Andres Galarraga, R (1, 3) OBP: 0.328, SLG: 0.440	C B B C C 2-3 K ③			B F B C B X 3-2 1B		B F F B B B X 3-2 FC4-2 3-H ②			C B B B F B 4-2 E S BB	3	0	1	0	1	1	1
Tim Raines, S (1, 7) OBP: 0.409, SLG: 0.451		B B X 2-0 P6 ①		B C S S 1-3 K ②		B B X 2-0 F7 ③			B X 1-0 F8 ①	4	0	0	0	0	1	3
Hubie Brooks, R (1, 9) OBP: 0.303, SLG: 0.375		S S T F B F F B B 3-2 X F9 ②		B B 1 SAFE X 2-0 F9 ③			C S X 0-2 P6 ①		S F B S 1-3 K ②	4	0	0	0	0	1	2
Tim Wallach, R (1, 5) OBP: 0.310, SLG: 0.383		S B S B F X 2-2 G5-3 ③			B X 1-0 P2 ①		F F B X 1-2 E7 1B		C B F B B B 4-2 1-3 FC5-4 BB	3	0	1	0	1	0	0
Mike Fitzgerald, R (1, 2) OBP: 0.350, SLG: 0.381			F B B X 2-1 F8 ①		F X 0-1 2B		C B X 1-1 P6 ②		B X 1-0 1-2f FC5-4 ③	4	0	1	0	0	0	3
Spike Owen, S (1, 6) OBP: 0.360, SLG: 0.354			B F F B X 2-2 1B		S B X 1-1 L9 ②		C C B B F X 2-2 G3 ③			3	0	1	0	0	0	2
Bryn Smith, R (1, 1) OBP: 0.152, SLG: 0.067			C 1 SAFE F B C 1-3 K ②		M B S B F X 2-2 G5-3 ③			C B X 1-1 P4 ①		2	0	0	0	0	1	2
Otis Nixon, S (8, PH) OBP: 0.331, SLG: 0.285										1	0	0	0	0	0	0
(8, 8)																

	AB	32
	R	0
	H	5
	RBI	0
	BB	2
	SO	5
	LOB	15

Inning Stats																		
	R: 0	H: 0	R: 0	H: 0	R: 0	H: 1	R: 0	H: 1	R: 0	H: 1	R: 0	H: 1	R: 0	H: 1	R: 0	H: 0	R: 0	H: 0
	E: 0	LOB: 0	E: 0	LOB: 0	E: 0	LOB: 1	E: 0	LOB: 1	E: 0	LOB: 1	E: 0	LOB: 1	E: 1	LOB: 1	E: 0	LOB: 0	E: 0	LOB: 2
	K: 1	BB: 0	K: 0	BB: 0	K: 2	BB: 0	K: 1	BB: 0	K: 0	BB: 0	K: 0	BB: 0	K: 0	BB: 0	K: 0	BB: 0	K: 1	BB: 2
	S: 14	P: 20	S: 12	P: 19	S: 11	P: 18	S: 8	P: 15	S: 9	P: 13	S: 6	P: 13	S: 12	P: 16	S: 5	P: 8	S: 9	P: 20

1B: 3	SF: 0	WP: 0	PA: 34
2B: 1	SAC: 0	PB: 0	
3B: 1	DP: 0	SB: 1	
HR: 0	HBP: 0	CS: 0	

PITCHER		IP	WLS	BF	H	R	ER	SO	BB	IBB	HBP	BLK	WP	HR	S	P	ERA	WHIP
David Cone, R ERA: 4.46	(1, 1)	7.0	W	26	5	0	0	4	0	0	0	0	0	0	72	114	0.00	0.714
Randy Myers, L ERA: 1.66	(8, 1)	2.0	S	8	0	0	0	1	2	0	0	0	0	0	14	28	0.00	1.000

PITCHER		IP	WLS	BF	H	R	ER	SO	BB	IBB	HBP	BLK	WP	HR	S	P	ERA	WHIP

Montreal Expos @ New York Mets

Shea Stadium, Flushing, NY

Wed Jun 21 1989, 3:33 AM EDT

Att. 30,458 - Overcast

livebaseballscorecards.com

BOTTOM

Batter	1	2	3	4	5	6	7	8	9	AB	R	H	RBI	BB	SO	LOB
Juan Samuel, R (1, 8) OBP: 0.303, SLG: 0.376	K			L9		B2				3	0	0	0	0	1	0
Dave Magadan, L (1, 3) OBP: 0.369, SLG: 0.433	G4-3			F7		G4-3				3	0	0	0	0	0	0
Howard Johnson, S (1, 5) OBP: 0.371, SLG: 0.610	P5			S 1B			HR			3	1	2	1	0	0	0
Kevin McReynolds, R (1, 7) OBP: 0.355, SLG: 0.421		G4-6-3 1B		1 SAFE B 1 SAFE C F7 1-2			K			3	0	1	0	0	1	1
Gregg Jefferies, S (1, 4) OBP: 0.270, SLG: 0.310		1 SAFE 1 SAFE G4-6-3 1-2f			E SF9 HBP		F8			2	1	0	0	0	0	1
Mookie Wilson, S (1, 9) OBP: 0.229, SLG: 0.285		K			1 SAFE E9 SF9 1-3 FC6-2-4		L9			3	0	0	0	0	1	1
Randy Myers, L (8, 1)										0	0	0	0	0	0	0
Barry Lyons, R (1, 2) OBP: 0.294, SLG: 0.356			F7		SF9 2-3 3-H			G5-3		2	0	0	1	0	0	0
Kevin Elster, R (1, 6) OBP: 0.268, SLG: 0.287			G5-3		FC6-2-4 3-H			G5-3		3	0	0	0	0	0	1
David Cone, L (1, 1) OBP: 0.233, SLG: 0.179			G6-3			G6-3		G3-1		2	0	0	0	0	0	0
Lee Mazzilli, S (8, 9) OBP: 0.380, SLG: 0.368										1	0	0	0	0	0	0
Inning Stats	R: 0 E: 0 K: 1 S: 7 H: 0 LOB: 0 BB: 0 P: 10	R: 0 E: 0 K: 1 S: 6 H: 1 LOB: 0 BB: 0 P: 7	R: 0 E: 0 K: 0 S: 7 H: 0 LOB: 0 BB: 0 P: 8	R: 0 E: 0 K: 0 S: 10 H: 1 LOB: 1 BB: 0 P: 13	R: 1 E: 1 K: 0 S: 5 H: 0 LOB: 0 BB: 0 P: 8	R: 0 E: 0 K: 0 S: 9 H: 0 LOB: 0 BB: 0 P: 12	R: 1 E: 0 K: 1 S: 12 H: 1 LOB: 0 BB: 0 P: 16	R: 0 E: 0 K: 0 S: 4 H: 0 LOB: 0 BB: 0 P: 5		1B: 2 2B: 1 3B: 0 HR: 1	SF: 1 SAC: 0 DP: 2 HBP: 1						

	AB	25
	R	2
	H	3
	RBI	2
	BB	0
	SO	3
	LOB	4

WP: 0 PB: 0 SB: 1 CS: 0 PA: 27

PITCHER		IP	WLS	BF	H	R	ER	SO	BB	IBB	HBP	BLK	WP	HR	S	P	ERA	WHIP
Bryn Smith, R ERA: 2.26	(1, 1)	7.0	L	24	3	2	1	3	0	0	1	0	0	1	56	74	1.29	0.429
Pascual Perez, R ERA: 4.39	(8, 1)	1.0		3	0	0	0	0	0	0	0	0	0	0	4	5	0.00	0.000

PITCHER	IP	WLS	BF	H	R	ER	SO	BB	IBB	HBP	BLK	WP	HR	S	P	ERA	WHIP

Batter	1	2	3	4	5	6	7	8	9	AB	R	H	RBI	BB	SO	LOB
Dave Martinez, L (1, 8) (9, 9) OBP: 0.333, SLG: 0.432	HR		G3		HR		BB 1B		E1 SH1-3 1B	5	3	3	2	0	0	0
Tom Foley, L (1, 4) OBP: 0.318, SLG: 0.328	G4-6-3 BB 1B		K		G3-1		1 SAFE P P B 1 B SAFE 1-2 BB		SH1-3 1-2	3	0	1	0	1	1	0
Andres Galarraga, R (1, 3) OBP: 0.330, SLG: 0.434	1 SAFE P B 1 B SAFE 1-2 G4-6-3 BB		G6-3		P4		F8		1B 1B IBB	3	0	0	0	2	0	2
Tim Raines, S (1, 7) OBP: 0.413, SLG: 0.455	G4-6-3 1-2f 2-3			1B 1B	F7			HR S 1B	1-H 2-H 1B	5	1	3	1	0	0	2
Hubie Brooks, R (1, 9) OBP: 0.301, SLG: 0.383	K			K	F8			1 SAFE 1 SAFE 1 SAFE P F 1-H HR	F7	5	1	1	2	0	2	3
Otis Nixon, S (9, 8) OBP: 0.331, SLG: 0.285										0	0	0	0	0	0	0
Tim Wallach, R (1, 5) OBP: 0.312, SLG: 0.382		BLK 1B		P4	F7			BB		3	0	1	0	1	0	1
Nelson Santovenia, R (1, 2) OBP: 0.346, SLG: 0.360		B 1 SAFE 1 SAFE B X F9		S 1-3 1B	K			K		4	0	1	0	0	2	2
Spike Owen, S (1, 6) OBP: 0.358, SLG: 0.349		P3 1-2		1-2 IBB			G3	1 SAFE F9		3	0	0	0	1	0	2
Mark Langston, R (1, 1) OBP: 0.222, SLG: 0.278		L5		K			K	K		3	0	0	0	0	2	4
Damaso Garcia, R (8, PH) OBP: 0.288, SLG: 0.284										1	0	0	0	0	1	1
Tim Burke, R (8, 1)										0	0	0	0	0	0	0
Inning Stats	R: 1 E: 0 K: 1 S: 23 H: 2 LOB: 1 BB: 1 P: 33	R: 0 E: 0 K: 0 S: 6 H: 1 LOB: 1 BB: 0 P: 12	R: 0 E: 0 K: 1 S: 8 H: 0 LOB: 0 BB: 0 P: 11	R: 0 E: 0 K: 2 S: 15 H: 2 LOB: 3 BB: 1 P: 26	R: 1 E: 0 K: 0 S: 9 H: 1 LOB: 0 BB: 0 P: 15	R: 0 E: 0 K: 1 S: 8 H: 0 LOB: 0 BB: 0 P: 15	R: 0 E: 0 K: 1 S: 9 H: 1 LOB: 2 BB: 1 P: 14	R: 2 E: 0 K: 2 S: 20 H: 2 LOB: 1 BB: 1 P: 31	R: 1 E: 1 K: 0 S: 8 H: 1 LOB: 1 BB: 1 P: 14	1B: 7 2B: 0 3B: 0 HR: 3 SF: 0 SAC: 1 DP: 1 HBP: 0						

TOP

Montreal Expos @ Chicago Cubs

Wrigley Field, Chicago, IL

Fri Jun 23 1989, 3:33 AM CDT

Att. 36,239 - Unknown

livebaseballscorecards.com

AB	35
R	5
H	10
RBI	5
BB	5
SO	8
LOB	17

PITCHER		IP	WLS	BF	H	R	ER	SO	BB	IBB	HBP	BLK	WP	HR	S	P	ERA	WHIP
Mike Bielecki, R ERA: 2.7	(1, 1)	7.1	L	34	9	4	4	7	3	1	0	1	0	3	91	148	4.91	1.636
Steve Wilson, L ERA: 3.09	(8, 1)	1.1		6	1	1	0	1	0	1	0	0	0	0	11	17	0.00	0.750
Calvin Schiraldi, R ERA: 3.09	(9, 1)	0.1		1	0	0	0	0	0	0	0	0	0	0	4	6	0.00	0.000

PITCHER	IP	WLS	BF	H	R	ER	SO	BB	IBB	HBP	BLK	WP	HR	S	P	ERA	WHIP

Montreal Expos @ Chicago Cubs

Wrigley Field, Chicago, IL

Fri Jun 23 1989, 3:33 AM CDT

Att. 36,239 - Unknown

livebaseballscorecards.com

BOTTOM

Batter	1	2	3	4	5	6	7	8	9	AB	R	H	RBI	BB	SO	LOB
Jerome Walton, R (1, 8) OBP: 0.357, SLG: 0.426	K			G6-3		F8			K	4	0	0	0	0	2	0
Mitch Webster, S (1, 7) OBP: 0.329, SLG: 0.360	23 P3 BB			K2-3			23 G5-3 BB		G3-1	2	0	0	0	2	1	0
23 Ryne Sandberg, R (1, 4) OBP: 0.352, SLG: 0.453	P3 1-2			G3			G5-3 1-2			3	0	0	0	0	0	2
Andre Dawson, R (1, 9) OBP: 0.338, SLG: 0.556		G5-4-3 BB			1B 2B		1B			2	1	2	0	1	0	0
Lloyd McClendon, R (1, 3) OBP: 0.381, SLG: 0.505 Steve Wilson, L (8, 1) Calvin Schiraldi, R (9, 1)		G5-4-3 1-2f			L4 1B 2-H		G5-3			3 0 0	0 0 0	1 0 0	1 0 0	0 0 0	0 0 0	2 0 0
Domingo Ramos, R (1, 5) OBP: 0.337, SLG: 0.367 (9, 6)		F8			L4 1-2			G4-3		3	0	0	0	0	0	1
Shawon Dunston, R (1, 6) OBP: 0.303, SLG: 0.399 Dwight Smith, L (8, PH) OBP: 0.414, SLG: 0.537 Vance Law, R (9, 5) OBP: 0.275, SLG: 0.322		F9			CS 1B			P6		2 1 0	0 0 0	1 0 0	0 0 0	0 0 0	0 0 0	0 0 0
Joe Girardi, R (1, 2) OBP: 0.250, SLG: 0.213 Damon Berryhill, S (8, PH) OBP: 0.296, SLG: 0.341 (9, 2)		G6-3			CS 1-2	G6-3		K		2 1	0 0	0 0	0 0	0 0	0 1	0 0
Mike Bielecki, R (1, 1) OBP: 0.067, SLG: 0.034 Mark Grace, L (8, 3) OBP: 0.395, SLG: 0.394		K				K2-3			G4-3	2 1	0 0	0 0	0 0	0 0	2 0	0 0

	AB	26
	R	1
	H	4
	RBI	1
	BB	3
	SO	6
	LOB	5

Inning Stats	1	2	3	4	5	6	7	8	9	1B: 3	SF: 0	WP: 0	PA: 30
R:	0	0	0	0	1	0	0	0	0	2B: 2	SAC: 0	PB: 0	
E:	0	0	0	0	0	0	0	0	0	3B: 0	DP: 2	SB: 0	
K:	1	0	1	1	0	1	0	1	1	HR: 0	HBP: 0	CS: 1	
S:	4	3	8	7	11	8	11	8	10				
H:	0	0	0	0	3	0	1	0	0				
LOB:	0	0	0	0	0	0	1	0	0				
BB:	1	1	0	0	0	0	1	0	0				
P:	10	7	12	10	15	14	19	9	14				

PITCHER		IP	WLS	BF	H	R	ER	SO	BB	IBB	HBP	BLK	WP	HR	S	P	ERA	WHIP
Mark Langston, L ERA: 3.1	(1, 1)	7.0	W	23	4	1	1	4	3	0	0	0	0	0	52	87	1.29	1.000
Tim Burke, R ERA: 2.55	(8, 1)	2.0	S	6	0	0	0	2	0	0	0	0	0	0	18	23	0.00	0.000

PITCHER	IP	WLS	BF	H	R	ER	SO	BB	IBB	HBP	BLK	WP	HR	S	P	ERA	WHIP

Batter	1	2	3	4	5	6	7	8	9	AB	R	H	RBI	BB	SO	LOB
Otis Nixon, S (1, 8) OBP: 0.335, SLG: 0.286	L9		F8		S 1B 1B 1-3 2-H 3-H		S BB			3	1	1	2	1	0	0
Rex Hudler, R (1, 4) OBP: 0.346, SLG: 0.560	F8			G1-3	1B 1B 1-H 3-H		F7 1-2			4	0	1	2	0	0	1
Andres Galarraga, R (1, 3) OBP: 0.329, SLG: 0.431	FC6-4 1B			F9	G5-3		P4			4	0	1	0	0	0	1
Tim Raines, S (1, 7) OBP: 0.410, SLG: 0.451	FC6-4 1-2f			G4-3		FC5-4 1B 1B		G4-3		4	0	1	0	0	0	1
Hubie Brooks, R (1, 9) OBP: 0.300, SLG: 0.381		P4			G4-3 1B 1B 1B	L8		K		4	1	1	0	0	1	1
Dave Martinez, L (8, 9) OBP: 0.333, SLG: 0.432										0	0	0	0	0	0	0
Tim Wallach, R (1, 5) OBP: 0.315, SLG: 0.384		G6-3			1B G4-3 1B 1B 1B 1-2	FC5-4 1B 1-2		K		4	1	2	0	0	1	0
Nelson Santovenia, R (1, 2) OBP: 0.336, SLG: 0.348		G5-3			G4-3 1B 1-2 2-3	FC5-4 1B 1-2f 2-3			K	4	0	0	0	0	1	4
Spike Owen, S (1, 6) OBP: 0.357, SLG: 0.344			G5-3		1B 1B IBB	F7			G4-3	3	1	0	0	1	0	2
Kevin Gross, R (1, 1) OBP: 0.222, SLG: 0.125			K		1B 1B 1B 1-2 2-3 3-H		G5-3		K	4	1	1	1	0	2	0
Inning Stats	R: 0 E: 0 K: 0 S: 6 H: 1 LOB: 1 BB: 0 P: 11	R: 0 E: 0 K: 0 S: 8 H: 0 LOB: 0 BB: 0 P: 10	R: 0 E: 0 K: 1 S: 5 H: 0 LOB: 0 BB: 0 P: 7	R: 0 E: 0 K: 0 S: 5 H: 0 LOB: 0 BB: 0 P: 7	R: 5 E: 0 K: 0 S: 11 H: 5 LOB: 0 BB: 1 P: 21	R: 0 E: 0 K: 0 S: 6 H: 2 LOB: 2 BB: 0 P: 9	R: 0 E: 0 K: 0 S: 7 H: 0 LOB: 1 BB: 1 P: 15	R: 0 E: 0 K: 2 S: 9 H: 0 LOB: 0 BB: 0 P: 10	R: 0 E: 0 K: 2 S: 9 H: 0 LOB: 0 BB: 0 P: 11	1B: 8 2B: 0 3B: 0 HR: 0 SF: 0 SAC: 0 DP: 0 HBP: 0						

TOP

Montreal Expos @ Chicago Cubs

Wrigley Field, Chicago, IL

Sat Jun 24 1989, 3:33 AM CDT

Att. 36,068 - Unknown

livebaseballscorecards.com

AB	34
R	5
H	8
RBI	5
BB	2
SO	5
LOB	10

PITCHER		IP	WLS	BF	H	R	ER	SO	BB	IBB	HBP	BLK	WP	HR	S	P	ERA	WHIP
Paul Kilgus, L ERA: 4.48	(1, 1)	5.0	L	21	6	5	5	1	0	1	0	0	0	0	35	56	9.00	1.200
Les Lancaster, R ERA:	(6, 1)	3.0		12	2	0	0	2	1	0	0	0	0	0	22	34	0.00	1.000
Jeff Pico, R ERA: 3.15	(9, 1)	1.0		3	0	0	0	2	0	0	0	0	0	0	9	11	0.00	0.000

PITCHER	IP	WLS	BF	H	R	ER	SO	BB	IBB	HBP	BLK	WP	HR	S	P	ERA	WHIP

Batter	1	2	3	4	5	6	7	8	9	AB	R	H	RBI	BB	SO	LOB
Jerome Walton, R (1, 8) OBP: 0.354, SLG: 0.421	L4			G6-3		F9			FC4-6, HBP, 1B	4	0	1	0	0	0	0
Dwight Smith, L (1, 7) OBP: 0.416, SLG: 0.528	F7			BB		K			FC4-6	2	0	0	0	1	1	0
Mark Grace, L (1, 3) OBP: 0.397, SLG: 0.393	CS, 1B			FC4			G3		FC4-6, BB	3	0	1	0	1	0	2
Andre Dawson, R (1, 9) OBP: 0.336, SLG: 0.543	CS	K		F7			L4		BB	3	0	0	0	1	1	2
Damon Berryhill, S (1, 2) OBP: 0.290, SLG: 0.333		G4-3		FC4			P5		K	4	0	0	0	0	1	5
Curtis Wilkerson, S (1, 4) OBP: 0.245, SLG: 0.336		G6-3			G3			F8		3	0	0	0	0	0	0
Vance Law, R (1, 5) OBP: 0.277, SLG: 0.329			SH1-3, CS, 2B		G1-3			F8		2	0	1	0	0	0	0
Les Lancaster, R (6, 1)										0	0	0	0	0	0	0
Gary Varsho, L (8, PH) OBP: 0.265, SLG: 0.354										1	0	0	0	0	0	0
Jeff Pico, R (9, 1) OBP: 0.500, SLG: 0.500										0	0	0	0	0	0	0
Shawon Dunston, R (1, 6) OBP: 0.300, SLG: 0.394			SH1-3		K			B1-3		2	0	0	0	0	1	0
Paul Kilgus, L (1, 1) OBP: 0.074, SLG: 0.074			G6-3			K			K	1	0	0	0	0	0	1
Domingo Ramos, R (6, 5) OBP: 0.330, SLG: 0.359										2	0	0	0	0	2	0
Inning Stats	R: 0 E: 0 K: 0 S: 8 H: 1 LOB: 0 BB: 0 P: 15	R: 0 E: 0 K: 1 S: 9 H: 0 LOB: 0 BB: 0 P: 13	R: 0 E: 0 K: 0 S: 9 H: 1 LOB: 0 BB: 0 P: 11	R: 0 E: 0 K: 0 S: 11 H: 0 LOB: 2 BB: 2 P: 23	R: 0 E: 0 K: 1 S: 6 H: 0 LOB: 0 BB: 0 P: 7	R: 0 E: 0 K: 2 S: 8 H: 0 LOB: 0 BB: 0 P: 12	R: 0 E: 0 K: 0 S: 6 H: 0 LOB: 0 BB: 0 P: 7	R: 0 E: 0 K: 0 S: 6 H: 0 LOB: 0 BB: 0 P: 10	R: 0 E: 0 K: 2 S: 13 H: 1 LOB: 3 BB: 1 P: 26	1B: 2 2B: 1 3B: 0 HR: 0	SF: 0 SAC: 1 DP: 0 HBP: 1						

PITCHER	IP	WLS	BF	H	R	ER	SO	BB	IBB	HBP	BLK	WP	HR	S	P	ERA	WHIP
Kevin Gross, R (1, 1) ERA: 4.28	9.0	W	32	3	0	0	6	3	0	1	0	0	0	76	124	0.00	0.667

PITCHER	IP	WLS	BF	H	R	ER	SO	BB	IBB	HBP	BLK	WP	HR	S	P	ERA	WHIP

BOTTOM

Montreal Expos @ Chicago Cubs

Wrigley Field, Chicago, IL

Sat Jun 24 1989, 3:33 AM CDT

Att. 36,068 - Unknown

livebaseballscorecards.com

AB	27
R	0
H	3
RBI	0
BB	3
SO	6
LOB	10

WP: 0 PA: 33
PB: 0
SB: 0
CS: 2

Batter	1	2	3	4	5	6	7	8	9	AB	R	H	RBI	BB	SO	LOB
Dave Martinez, L (1, 8) (9, 9) OBP: 0.335, SLG: 0.430	C B S F F B X 2-2 ① 1B		B X 1-0 ② F7			B C C B F F S 2-3 ① K	B B F F B F X 3-2 ③ L4-3		B X 1-0 2-H 1B	5	0	2	1	0	1	2
Tom Foley, L (1, 4) OBP: 0.320, SLG: 0.326	B C C F X 1-2 1B 1B 1B		F B F F X 1-2 ③ F7			C F S 0-3 ② K		B B C F S 2-3 ① K	B B B B 4-0 BB	4	0	1	0	1	2	0
Andres Galarraga, R (1, 3) OBP: 0.326, SLG: 0.427	C S B X 1-2 1-2 1B 1B			B C B B X 3-1 ① F8		C B X 1-1 ③ F9		C C C 0-3 ② K	B C F B S 2-3 ③ K	5	0	1	0	0	2	2
Tim Raines, S (1, 7) OBP: 0.415, SLG: 0.460	B X 1-0 ② 1-2 2-H 1B			B F X 1-1 S CS 2B			X 0-0 3B 1B	B S B X 2-1 ③ L6		4	1	3	0	0	0	0
Hubie Brooks, R (1, 9) OBP: 0.303, SLG: 0.390	B S C X 1-2 ③ 4-3			B X 1-0 ② F7			1 SAFE 1 SAFE C 1 SAFE B B B 1 SAFE X 2-1 1-H 2B 3B		X 0-0 CS 1B	4	1	2	1	0	0	3
Otis Nixon, S (9, PR) (9, 8) OBP: 0.335, SLG: 0.286										0	0	0	0	0	0	0
Tim Wallach, R (1, 5) OBP: 0.317, SLG: 0.381		C B X 1-1 ① G3-1		B B B B 4-0 2-3 BB			C F F B B B B 4-2 2B BB		S 1 SAFE F C 0-3 ① K	2	0	0	0	2	1	1
Mike Fitzgerald, R (1, 2) OBP: 0.354, SLG: 0.388		C B B S C 2-3 ② K	C B 1-1 ③ CS 3-H	C B B S 2-3 ① K		F C X 0-2 1-3 3-H 2B			B B C F 1 SAFE F B 1 SAFE 1 SAFE 1 SAFE 4-2 1 SAFE 1 SAFE 1 SAFE ② 1-2 BB 2B BB	3	1	1	1	1	2	0
Spike Owen, S (1, 6) OBP: 0.359, SLG: 0.341		C C B X 1-2 ③ F7		C B X 1-1 ② F7		I I I I 4-0 L4-3 IBB			B B B B 4-0 1-2 2B BB	2	1	0	0	2	0	0
Dennis Martinez, R (1, 1) OBP: 0.128, SLG: 0.105			S F F C 0-3 ① K	B X 1-0 ③ G6-3		B B B C X 3-1 ① ② 1-2 L4-3		B X 1-0 1-H 2-H 1B 2B		2	0	0	0	0	1	0
Wallace Johnson, S (7, PH) OBP: 0.291, SLG: 0.347										1	0	0	0	0	0	3
Andy McGaffigan, R (7, 1)										0	0	0	0	0	0	0
Mike Aldrete, L (9, PH) OBP: 0.301, SLG: 0.232										1	1	1	2	0	0	0
Tim Burke, R (9, 1)										0	0	0	0	0	0	0

TOP

Montreal Expos @ Chicago Cubs

Wrigley Field, Chicago, IL

Sun Jun 25 1989, 3:33 AM CDT

Att. 34,491 - Unknown

livebaseballscorecards.com

	AB	33
	R	5
	H	11
	RBI	5
	BB	6
	SO	9
	LOB	11

Inning Stats	1	2	3	4	5	6	7	8	9	1B: 7	SF: 0	WP: 0	PA: 40
	R: 0 E: 0 K: 0 S: 16 H: 4 LOB: 2 BB: 0 P: 22	R: 0 E: 0 K: 1 S: 8 H: 0 LOB: 0 BB: 0 P: 12	R: 0 E: 0 K: 1 S: 8 H: 0 LOB: 0 BB: 0 P: 10	R: 0 E: 0 K: 0 S: 6 H: 1 LOB: 1 BB: 1 P: 16	R: 0 E: 0 K: 1 S: 6 H: 0 LOB: 0 BB: 0 P: 10	R: 0 E: 0 K: 2 S: 10 H: 0 LOB: 0 BB: 0 P: 13	R: 2 E: 0 K: 0 S: 15 H: 3 LOB: 2 BB: 2 P: 31	R: 0 E: 0 K: 2 S: 8 H: 0 LOB: 0 BB: 0 P: 12	R: 3 E: 0 K: 2 S: 13 H: 3 LOB: 2 BB: 3 P: 28	2B: 4 3B: 1 HR: 0	SAC: 0 DP: 1 HBP: 0	PB: 0 SB: 1 CS: 2	

PITCHER		IP	WLS	BF	H	R	ER	SO	BB	IBB	HBP	BLK	WP	HR	S	P	ERA	WHIP
Scott Sanderson, R ERA: 3.5	(1, 1)	6.0	L	26	8	2	2	5	2	1	0	0	0	0	63	102	3.00	1.667
Steve Wilson, L ERA: 3.0	(7, 1)	1.0		2	0	0	0	0	0	0	0	0	0	0	6	12	0.00	0.000
Calvin Schiraldi, R ERA: 3.51	(8, 1)	2.0		11	3	3	3	4	3	0	0	0	0	0	21	40	13.50	3.000

PITCHER	IP	WLS	BF	H	R	ER	SO	BB	IBB	HBP	BLK	WP	HR	S	P	ERA	WHIP

Batter	1	2	3	4	5	6	7	8	9	AB	R	H	RBI	BB	SO	LOB
Jerome Walton, R (1, 8) OBP: 0.352, SLG: 0.428	L X 0-1 2B		C B X 1-1 E5 1-2		B C B B X 3-1 ③ G1-3			C B S X 1-2 ① G6-3		4	0	1	0	0	0	1
Dwight Smith, L (1, 7) OBP: 0.411, SLG: 0.520	C F B 2 SAFE S 1-3 ① K		B X 1-0 ② L9			C B C X 1-2 FC6-4 1B		C C B F F S 1-3 ② K		4	0	1	0	0	2	3
23 Ryne Sandberg, R (1, 4) OBP: 0.347, SLG: 0.447	C X 0-1 ② P4		X 0-0 ③ F7			1 SAFE C 1 SAFE F 1 SAFE 1 SAFE 1 SAFE B F 1-2 1 SAFE X P5 ①		C X 0-1 ③ G6-3		4	0	0	0	0	0	4
Andre Dawson, R (1, 9) OBP: 0.327, SLG: 0.528	B S B X 2-1 ③ L8			F S B F X 1-2 ① G6-3		X 0-0 ② FC6-4 1-2f			C X 0-1 ① F9	4	0	0	0	0	0	2
Mark Grace, L (1, 3)		C B B F X 2-2 E5 G6-3		X 0-0 ② G4-3		B 1 SAFE X 1-0 ③ F9			C X 0-1 G6-4-3 1B	4	0	1	0	0	0	1
Vance Law, R (1, 5) OBP: 0.277, SLG: 0.327		B 1 SAFE S X 1-1 ① ② G6-3 1-2f		B C X 1-1 FC4-6 1B			C X 0-1 ① G5-3		F B B S X 2-2 ② ③ G6-4-3 1-2f	4	0	1	0	0	0	2
Shawon Dunston, R (1, 6) OBP: 0.295, SLG: 0.387		C B X 1-1 ③ G5-3		S 1 SAFE X 0-1 ③ FC4-6 1-2f			F C S 0-3 ② K			3	0	0	0	0	1	1
Joe Girardi, R (1, 2) OBP: 0.254, SLG: 0.219			S X 0-1 ① G1-3		C S B X 1-2 ① F7		C F B X 1-2 1B			3	0	1	0	0	0	0
Scott Sanderson, R (1, 1) OBP: 0.200, SLG: 0.077 Steve Wilson, L (7, 1) Gary Varsho, L (7, PH) OBP: 0.261, SLG: 0.348 Calvin Schiraldi, R (8, 1)			B C B B B 4-1 E BB		C C X 0-2 ② G5-3		X 0-0 ③ P4			1 0 1 0	0 0 0 0	0 0 0 0	0 0 0 0	1 0 0 0	0 0 0 0	0 0 1 0
Inning Stats	R: 0 E: 0 K: 1 S: 9 H: 1 LOB: 1 BB: 0 P: 12	R: 0 E: 1 K: 0 S: 7 H: 0 LOB: 0 BB: 0 P: 11	R: 0 E: 1 K: 0 S: 7 H: 0 LOB: 2 BB: 1 P: 13	R: 0 E: 0 K: 0 S: 9 H: 1 LOB: 1 BB: 0 P: 11	R: 0 E: 0 K: 0 S: 8 H: 0 LOB: 0 BB: 0 P: 12	R: 0 E: 0 K: 0 S: 9 H: 1 LOB: 1 BB: 0 P: 12	R: 0 E: 0 K: 1 S: 10 H: 1 LOB: 1 BB: 0 P: 11	R: 0 E: 0 K: 1 S: 11 H: 0 LOB: 0 BB: 0 P: 13	R: 0 E: 0 K: 0 S: 7 H: 1 LOB: 0 BB: 0 P: 9	1B: 4 2B: 1 3B: 0 HR: 0	SF: 0 SAC: 0 DP: 2 HBP: 0			WP: 0 PB: 0 SB: 0 CS: 0	PA: 33		

PITCHER		IP	WLS	BF	H	R	ER	SO	BB	IBB	HBP	BLK	WP	HR	S	P	ERA	WHIP
Dennis Martinez, R ERA: 2.79	(1, 1)	6.0	W	23	3	0	0	1	1	0	0	0	0	0	49	71	0.00	0.667
Andy McGaffigan, R ERA: 3.79	(7, 1)	2.0		7	1	0	0	2	0	0	0	0	0	0	21	24	0.00	0.500
Tim Burke, R ERA: 2.49	(9, 1)	1.0		3	1	0	0	0	0	0	0	0	0	0	7	9	0.00	1.000

PITCHER	IP	WLS	BF	H	R	ER	SO	BB	IBB	HBP	BLK	WP	HR	S	P	ERA	WHIP

BOTTOM

Montreal Expos @ Chicago Cubs

Wrigley Field, Chicago, IL

Sun Jun 25 1989, 3:33 AM CDT

Att. 34,491 - Unknown

livebaseballscorecards.com

AB	32
R	0
H	5
RBI	0
BB	1
SO	3
LOB	15

New York Mets @ Montreal Expos

Olympic Stadium, Montreal, QB

Mon Jun 26 1989, 7:05 PM EDT

Att. 27,395 - Unknown

TOP

livebaseballscorecards.com

Batter	1	2	3	4	5	6	7	8	9	AB	R	H	RBI	BB	SO	LOB
Juan Samuel, R (1, 8) OBP: 0.298, SLG: 0.369	C B F S 1-3 ① K		C C S 0-3 ② K			X 0-0 ② F9		B F F B X 2-2 ③ L6		4	0	0	0	0	2	1
Dave Magadan, L (1, 3) OBP: 0.383, SLG: 0.459	C X 0-1 G6-3 2B		C B F B X 2-2 ③ G3-1			C C B B F S 2-3 ③ K			B F C B S 2-3 ① K	4	0	1	0	0	2	0
Howard Johnson, S (1, 5) OBP: 0.367, SLG: 0.593	X 0-0 ② G6-3 2-3			C B S S 1-3 ① K			B F X 1-1 G6-3 1B		B F B S F S 2-3 ② K	4	0	1	0	0	2	1
Kevin McReynolds, R (1, 7) OBP: 0.351, SLG: 0.416	B C B F X 2-2 ③ F8			X 0-0 ② G6-3			B F B B B F X 3-2 ① G6-3 1-2		B F F F B S 2-3 ③ K	4	0	0	0	0	1	2
Gregg Jefferies, S (1, 4) OBP: 0.283, SLG: 0.323		C S T T T B S 1-3 ① K		X 0-0 ③ G1-3			B S S F C 1-3 ② K			2	0	0	0	0	1	0
Tim Teufel, R (4, 4) OBP: 0.377, SLG: 0.303										1	0	0	0	0	1	1
Mookie Wilson, S (1, 9) OBP: 0.236, SLG: 0.295		X 0-0 G4-6-3 1B			B X 1-0 ① F9		C F X 0-2 ③ G4-3			3	0	1	0	0	0	1
Barry Lyons, R (1, 2) OBP: 0.279, SLG: 0.333	S S S X 0-2 ② ③ G4-6-3 1-2f				F C B B F X 2-2 ② G4-3			B C F F B S 2-3 ① K		2	0	0	0	0	0	1
David West, L (5, 1)										0	0	0	0	0	0	0
Lee Mazzilli, S (8, PH) OBP: 0.383, SLG: 0.370										1	0	0	0	0	1	0
Jeff Innis, R (8, 1)										0	0	0	0	0	0	0
Kevin Elster, R (1, 6) OBP: 0.275, SLG: 0.302			C E B X 1-2 HR		B F X 1-1 ③ P6			C X 0-1 G1-6-3 1B		3	1	2	1	0	0	0
Dwight Gooden, R (1, 1) OBP: 0.184, SLG: 0.243			S S S 0-3 ① K			X 0-0 ① G5-3		X 0-0 ② G1-6-3 1-2		1	0	0	0	0	1	0
Mackey Sasser, L (5, 2) OBP: 0.329, SLG: 0.409										2	0	0	0	0	0	1

	AB	31
	R	1
	H	5
	RBI	1
	BB	0
	SO	11
	LOB	8

Inning Stats																																
	R: 0	H: 1	R: 0	H: 1	R: 1	H: 1	R: 0	H: 0	R: 0	H: 0	R: 0	H: 0	R: 0	H: 1	R: 0	H: 1	R: 0	H: 0	1B: 3	SF: 0	WP: 0	PA: 31										
	E: 0	LOB: 1	E: 0	LOB: 0	E: 0	LOB: 0	E: 0	LOB: 0	E: 0	LOB: 0	E: 0	LOB: 0	E: 0	LOB: 1	E: 0	LOB: 1	E: 0	LOB: 0	2B: 1	SAC: 0	PB: 0											
	K: 1	BB: 0	K: 1	BB: 0	K: 2	BB: 0	K: 1	BB: 0	K: 0	BB: 0	K: 1	BB: 0	K: 1	BB: 0	K: 1	BB: 0	K: 3	BB: 0	3B: 0	DP: 1	SB: 0											
	S: 9	P: 12	S: 10	P: 11	S: 12	P: 15	S: 5	P: 6	S: 7	P: 11	S: 6	P: 8	S: 12	P: 17	S: 10	P: 14	S: 11	P: 17	HR: 1	HBP: 0	CS: 0											

PITCHER		IP	WLS	BF	H	R	ER	SO	BB	IBB	HBP	BLK	WP	HR	S	P	ERA	WHIP
Pascual Perez, R ERA: 4.05	(1, 1)	9.0	W	31	5	1	1	11	0	0	0	0	0	1	82	111	1.00	0.556

PITCHER	IP	WLS	BF	H	R	ER	SO	BB	IBB	HBP	BLK	WP	HR	S	P	ERA	WHIP

New York Mets @ Montreal Expos

Olympic Stadium, Montreal, QB

Mon Jun 26 1989, 7:05 PM EDT

Att. 27,395 - Unknown

livebaseballscorecards.com

BOTTOM

Batter	1	2	3	4	5	6	7	8	9	AB	R	H	RBI	BB	SO	LOB
Dave Martinez, L (1, 8) OBP: 0.327, SLG: 0.419	B X 1-0 ① F8		C C C 0-3 ③ K		C B C F C 1-3 ① K		B F X 1-1 ① F7			4	0	0	0	0	2	0
Tom Foley, L (1, 4) OBP: 0.319, SLG: 0.330	X 0-0 ② P5			B S B X 2-1 ① G3-1	X 0-0 ② F9		F X 0-1 1B 2B			4	0	1	0	0	0	0
Andres Galarraga, R (1, 3) OBP: 0.332, SLG: 0.434	B F B F S 2-3 ③ K			B B X 2-0 1B 2B	B B F F B B B 4-2 BB		F F F F B B X 2-2 ② 2-H 1B			3	1	2	0	1	1	0
Tim Raines, S (1, 7) OBP: 0.415, SLG: 0.460 Otis Nixon, S (5, PH) (6, 7) OBP: 0.331, SLG: 0.282		B B F B X 3-1 ① G3		B B X 2-0 E S 2-H 2B 1B	B B X 2-0 ③ F7		F B X 1-1 ③ F9			2 2	1 0	1 0	1 0	0 0	0 0	0 2
Hubie Brooks, R (1, 9) OBP: 0.306, SLG: 0.396		C X 0-1 S 1B		1 SAFE B X 1-0 1-H HR 2B		C F B B F B X 3-2 ① F9		X 0-0 ① G5-3		4	1	2	1	0	0	0
Tim Wallach, R (1, 5) OBP: 0.316, SLG: 0.377		B S 1 SAFE B B X 3-1 ② L8 1-2		C B B 4-2 HR BB	C B B C B X 2-1 ② G6-3			S S B X 1-2 ② F9		3	1	0	0	1	0	1
Nelson Santovenia, R (1, 2) OBP: 0.333, SLG: 0.345		C B C S 1-3 ③ K		B F C F S 1-3 ② K	C X 0-1 1B 1B			B F B X 2-1 ③ G5-3		4	0	1	0	0	2	3
Spike Owen, S (1, 6) OBP: 0.362, SLG: 0.359			B B C B F F X 3-2 ① F7	X 0-0 1-H 2-H HR	C B X 1-1 1-2 1B					3	1	2	3	0	0	0
Pascual Perez, R (1, 1) OBP: 0.154, SLG: 0.240			C F X 0-2 ② G3	C C F F B F X 1-2 ③ G4-3	C L S 0-3 ③ K					3	0	0	0	0	1	2
Inning Stats	R: 0 H: 0 E: 0 LOB: 0 K: 1 BB: 0 S: 5 P: 8	R: 0 H: 1 E: 0 LOB: 1 K: 1 BB: 0 S: 9 P: 16	R: 0 H: 0 E: 0 LOB: 0 K: 1 BB: 0 S: 10 P: 13	R: 5 H: 4 E: 0 LOB: 0 K: 1 BB: 1 S: 18 P: 31	R: 0 H: 0 E: 0 LOB: 1 K: 1 BB: 1 S: 8 P: 15	R: 0 H: 2 E: 0 LOB: 2 K: 1 BB: 0 S: 13 P: 19	R: 0 H: 2 E: 0 LOB: 1 K: 0 BB: 0 S: 11 P: 15	R: 0 H: 0 E: 0 LOB: 0 K: 0 BB: 0 S: 6 P: 9		1B: 5 SF: 0 2B: 3 SAC: 0 3B: 0 DP: 0 HR: 1 HBP: 0						

	AB	32
	R	5
	H	9
	RBI	5
	BB	2
	SO	6
	LOB	8

WP: 0 PA: 34
PB: 0
SB: 2
CS: 0

PITCHER		IP	WLS	BF	H	R	ER	SO	BB	IBB	HBP	BLK	WP	HR	S	P	ERA	WHIP
Dwight Gooden, R ERA: 2.88	(1, 1)	4.0	L	18	5	5	5	4	1	0	0	0	0	1	42	68	11.25	1.500
David West, L ERA:	(5, 1)	3.0		13	4	0	0	2	1	0	0	0	0	0	32	49	0.00	1.667
Jeff Innis, R ERA:	(8, 1)	1.0		3	0	0	0	0	0	0	0	0	0	0	6	9	0.00	0.000

PITCHER	IP	WLS	BF	H	R	ER	SO	BB	IBB	HBP	BLK	WP	HR	S	P	ERA	WHIP

TOP

New York Mets @ Montreal Expos

Olympic Stadium, Montreal, QB

Tue Jun 27 1989, 7:05 PM EDT

Att. 28,349 - Dome

livebaseballscorecards.com

Batter	1	2	3	4	5	6	7	8	9	10	11	12	13	14	AB	R	H	RBI	BB	SO	LOB
Juan Samuel, R (1, 8) OBP: 0.304, SLG: 0.378	G5-3			G4-3 3B		BB		BB		G5-3			SH1-6-5-6-2 1-3f		3	1	1	0	2	0	1
Dave Magadan, L (1, 3) OBP: 0.376, SLG: 0.449	G6-3			G4-3 3-H		F9		G1-3		G5-3			G6-3		4	0	0	1	0	0	2
Don Aase, R (8, 1)															0	0	0	0	0	0	0
Mark Carreon, R (10, PH) OBP: 0.242, SLG: 0.419															1	0	0	0	0	0	1
Randy Myers, L (10, 1)															0	0	0	0	0	0	0
Phil Lombardi, R (12, 3)															1	0	0	0	0	0	0
Howard Johnson, S (1, 5) OBP: 0.362, SLG: 0.595	G6-3			G3		K			HR		P4			P6	6	1	1	1	0	1	1
Kevin McReynolds, R (1, 7) OBP: 0.350, SLG: 0.414		L7		K			1B FC5-2 1B		K		F8			PO 1B	6	0	2	0	0	2	0
Mookie Wilson, S (1, 9) OBP: 0.239, SLG: 0.302		G3			G1-3		FC5-2 1-3 1B		G1-3 2B		G5-3			K	6	0	2	0	0	1	1
Tim Teufel, R (1, 4) OBP: 0.369, SLG: 0.298		K			G4-3		FC5-2 G4-6-3 2-3 3-H		G1-3 2-3			CS 1B		PO 1-2	5	0	1	0	0	1	3
Mackey Sasser, L (1, 2) OBP: 0.320, SLG: 0.394			G4-3		BLK 1B		G4-6-3 1-2f		G4-3			G4-3 1-2			5	0	1	0	0	0	4
Kevin Elster, R (1, 6) OBP: 0.272, SLG: 0.299			F9		K 1-2			G3		F9		G6-3			2	0	0	0	0	1	1
Lee Mazzilli, S (8, PH) OBP: 0.365, SLG: 0.347															3	0	0	0	0	0	0
(8, 3)																					
Rick Aguilera, R (12, 1)															0	0	0	0	0	0	0
David Cone, L (1, 1) OBP: 0.219, SLG: 0.167			G1-3			K		F9		2B			BB		2	0	0	0	0	1	0
Darryl Strawberry, L (8, PH) OBP: 0.312, SLG: 0.482															1	0	0	0	0	0	0
Keith Miller, R (8, 6) OBP: 0.286, SLG: 0.368															1	0	1	0	1	0	0
Inning Stats	R: 0 E: 0 K: 0 S: 10 H: 0 LOB: 0 BB: 0 P: 16	R: 0 E: 0 K: 1 S: 6 H: 0 LOB: 0 BB: 0 P: 6	R: 0 E: 0 K: 0 S: 9 H: 0 LOB: 0 BB: 0 P: 10	R: 1 E: 0 K: 1 S: 9 H: 1 LOB: 0 BB: 0 P: 16	R: 0 E: 0 K: 1 S: 9 H: 1 LOB: 1 BB: 0 P: 12	R: 0 E: 0 K: 2 S: 12 H: 0 LOB: 1 BB: 1 P: 16	R: 0 E: 0 K: 0 S: 10 H: 2 LOB: 1 BB: 0 P: 12	R: 0 E: 0 K: 0 S: 9 H: 0 LOB: 1 BB: 1 P: 14	R: 1 E: 0 K: 1 S: 11 H: 2 LOB: 1 BB: 0 P: 14	R: 0 E: 0 K: 0 S: 7 H: 1 LOB: 1 BB: 0 P: 10	R: 0 E: 0 K: 0 S: 8 H: 0 LOB: 0 BB: 0 P: 12	R: 0 E: 0 K: 0 S: 7 H: 1 LOB: 0 BB: 0 P: 13	R: 0 E: 0 K: 0 S: 10 H: 0 LOB: 0 BB: 1 P: 17	R: 0 E: 0 K: 1 S: 7 H: 1 LOB: 0 BB: 0 P: 11	1B: 5 2B: 3 3B: 1 HR: 1	SF: 0 SAC: 1 DP: 2 HBP: 0					

	AB	46
	R	2
	H	9
	RBI	2
	BB	3
	SO	7
	LOB	14

WP: 0 PB: 0 SB: 0 CS: 1 PA: 51

PITCHER		IP	WLS	BF	H	R	ER	SO	BB	IBB	HBP	BLK	WP	HR	S	P	ERA	WHIP
Bryn Smith, R ERA: 2.19	(1, 1)	7.0		25	4	1	1	5	1	0	0	1	0	0	65	88	1.29	0.714
Tim Burke, R ERA: 2.58	(8, 1)	2.0		9	2	1	1	1	1	0	0	0	0	1	20	28	4.50	1.500
Andy McGaffigan, R ERA: 3.61	(10, 1)	2.0		7	1	0	0	0	0	0	0	0	0	0	15	22	0.00	0.500
Joe Hesketh, L ERA: 8.86	(12, 1)	2.0		6	1	0	0	0	1	0	0	0	0	0	17	30	0.00	1.000
Steve Frey, L ERA: 1.38	(14, 1)	1.0	W	3	1	0	0	1	0	0	0	0	0	0	7	11	0.00	1.000

PITCHER	IP	WLS	BF	H	R	ER	SO	BB	IBB	HBP	BLK	WP	HR	S	P	ERA	WHIP

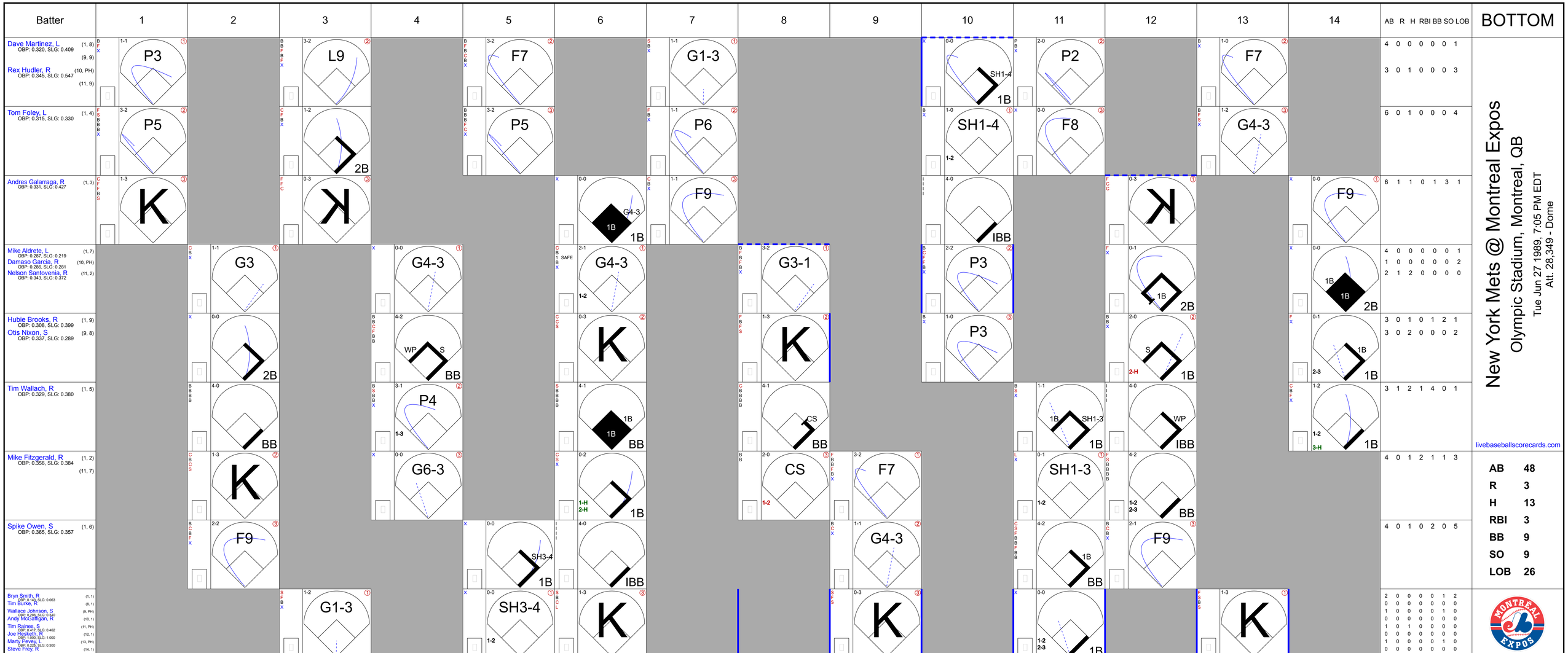

New York Mets @ Montreal Expos

Olympic Stadium, Montreal, QB

Tue Jun 27 1989, 7:05 PM EDT

Att. 28,349 - Dome

livebaseballscorecards.com

Batter	1	2	3	4	5	6	7	8	9	10	11	12	13	14	AB	R	H	RBI	BB	SO	LOB
Dave Martinez, L (1, 8) OBP: 0.320, SLG: 0.409 (9, 9)	P3		L9		F7		G1-3			SH1-4 1B	P2		F7		4	0	0	0	0	0	1
Rex Hudler, R (10, PH) OBP: 0.345, SLG: 0.547 (11, 9)															3	0	1	0	0	0	3
Tom Foley, L (1, 4) OBP: 0.315, SLG: 0.330	P5		2B		P5		P6			SH1-4 1-2	F8		G4-3		6	0	1	0	0	0	4
Andres Galarraga, R (1, 3) OBP: 0.331, SLG: 0.427	K		K			G4-3 1B 1B	F9			IBB		K		F9	6	1	1	0	1	3	1
Mike Aldrete, L (1, 7) OBP: 0.287, SLG: 0.219		G3		G4-3		G4-3 1-2		G3-1		P3		1B 2B		1B 1B 2B	4	0	0	0	0	0	1
Damaso Garcia, R (10, PH) OBP: 0.286, SLG: 0.281															1	0	0	0	0	0	2
Nelson Santovenia, R (11, 2) OBP: 0.343, SLG: 0.372															2	1	2	0	0	0	0
Hubie Brooks, R (1, 9) OBP: 0.308, SLG: 0.399		2B		WP S BB		K		K		P3		S 2-H 1B		1B 2-3 1B	3	0	1	0	1	2	1
Otis Nixon, S (9, 8) OBP: 0.337, SLG: 0.289															3	0	2	0	0	0	2
Tim Wallach, R (1, 5) OBP: 0.329, SLG: 0.380		BB		P4 1-3		1B 1B BB		CS BB			1B SH1-3 1B	WP IBB		1-2 3-H 1B	3	1	2	1	4	0	1
Mike Fitzgerald, R (1, 2) OBP: 0.356, SLG: 0.384 (11, 7)		K		G6-3		1-H 2-H 1B		CS 1-2	F7		SH1-3 1-2	1-2 2-3 BB			4	0	1	2	1	1	3
Spike Owen, S (1, 6) OBP: 0.365, SLG: 0.357		F9			SH3-4 1B	IBB			G4-3		1B BB	F9			4	0	1	0	2	0	5
Bryn Smith, R (1, 1) OBP: 0.143, SLG: 0.063			G1-3		SH3-4 1-2	K			K		1-2 2-3 1B		K		2	0	0	0	0	1	2
Tim Burke, R (8, 1)															0	0	0	0	0	0	0
Wallace Johnson, S (9, PH) OBP: 0.286, SLG: 0.340															1	0	0	0	0	1	0
Andy McGaffigan, R (10, 1)															0	0	0	0	0	0	0
Tim Raines, S (11, PH) OBP: 0.417, SLG: 0.462															1	0	1	0	0	0	0
Joe Hesketh, R (12, 1) OBP: 1.000, SLG: 1.000															0	0	0	0	0	0	0
Marty Pevey, L (13, PH) OBP: 0.225, SLG: 0.300															1	0	0	0	0	1	0
Steve Frey, R (14, 1)															0	0	0	0	0	0	0

Inning Stats	1	2	3	4	5	6	7	8	9	10	11	12	13	14	AB	R	H	RBI	BB	SO	LOB
	R: 0 E: 0 K: 1 S: 9	H: 0 LOB: 0 BB: 0 P: 14	R: 0 E: 0 K: 1 S: 9	H: 1 LOB: 2 BB: 1 P: 17	R: 0 E: 0 K: 1 S: 12	H: 1 LOB: 1 BB: 0 P: 17	R: 0 E: 0 K: 0 S: 6	H: 0 LOB: 1 BB: 1 P: 13	R: 0 E: 0 K: 0 S: 8	H: 1 LOB: 1 BB: 0 P: 14	R: 2 E: 0 K: 2 S: 13	H: 2 LOB: 2 BB: 2 P: 24	R: 0 E: 0 K: 0 S: 6	H: 0 LOB: 0 BB: 0 P: 9	R: 0 E: 0 K: 1 S: 7	H: 0 LOB: 0 BB: 1 P: 17	R: 0 E: 0 K: 1 S: 8	H: 0 LOB: 0 BB: 0 P: 12	R: 0 E: 0 K: 0 S: 7	H: 1 LOB: 2 BB: 1 P: 15	R: 0 E: 0 K: 0 S: 12	H: 2 LOB: 3 BB: 1 P: 18	R: 0 E: 0 K: 1 S: 10	H: 2 LOB: 3 BB: 2 P: 22	R: 0 E: 0 K: 1 S: 7	H: 0 LOB: 0 BB: 0 P: 10	R: 1 E: 0 K: 0 S: 7	H: 3 LOB: 2 BB: 0 P: 8	1B: 9 2B: 4 3B: 0 HR: 0	SF: 0 SAC: 3 DP: 0 HBP: 0	WP: 2 PB: 0 SB: 2 CS: 1	PA: 61

PITCHER		IP	WLS	BF	H	R	ER	SO	BB	IBB	HBP	BLK	WP	HR	S	P	ERA	WHIP
David Cone, R ERA: 4.32	(1, 1)	7.0		30	5	2	2	5	3	1	0	0	1	0	63	108	2.57	1.143
Don Aase, R ERA: 2.64	(8, 1)	2.0		6	0	0	0	2	1	0	0	0	0	0	15	29	0.00	0.500
Randy Myers, L ERA: 1.5	(10, 1)	2.0		11	3	0	0	0	1	1	0	0	0	0	19	33	0.00	2.000
Rick Aguilera, R ERA: 1.48	(12, 1)	2.1	L	13	5	1	1	2	1	1	0	0	1	0	24	40	3.86	2.571

PITCHER	IP	WLS	BF	H	R	ER	SO	BB	IBB	HBP	BLK	WP	HR	S	P	ERA	WHIP

AB	48
R	3
H	13
RBI	3
BB	9
SO	9
LOB	26

Batter	1	2	3	4	5	6	7	8	9	AB	R	H	RBI	BB	SO	LOB
Juan Samuel, R (1, 8) OBP: 0.310, SLG: 0.377	C B B S B B 4-2 S 2B BB	F X 0-1 FC5 G4-6-3 1-2 2-3 3-H		B B B 4-0 1-2 BB		B C S 1-3 ② K		B S 1 SAFE B F X 2-2 G5-4-3 1-2 1B		3	1	1	1	2	1	4
Keith Miller, R (1, 4) OBP: 0.231, SLG: 0.292	F 1 SAFE 1 SAFE F S 0-3 ① K	B F X 1-1 ② ③ G4-6-3 1-2f		X 0-0 ③ F8		X 0-0 ③ P4		C B C F X 1-2 G5-4-3 ② ③ 1-2f		5	0	0	0	0	1	10
Howard Johnson, S (1, 5) OBP: 0.363, SLG: 0.595	F 1 SAFE 1 SAFE B X 1-1 1-H 2B	C B S S 1-3 ① K		B C S X 1-2 ① G4-3		B B S S S 2-3 ① K			C X 0-1 G6-3 1B	5	0	2	1	0	2	0
Kevin McReynolds, R (1, 7) OBP: 0.355, SLG: 0.418	B C S S 1-3 ② K	X 0-0 WP 1B		C S B X 1-2 G1-3 1B			B B X 2-0 1B		F X 0-1 ① G6-3 1-2	5	0	3	0	0	1	2
Tim Teufel, R (1, 3) OBP: 0.357, SLG: 0.286 Dave Magadan, L (9, PH) OBP: 0.374, SLG: 0.446	B B B C F C 3-3 ③ K2-3	C 1 SAFE 1 SAFE B C E B F S 2-3 ② K 1-2		C B X 1-1 ② G1-3 1-2		C B B F C 2-3 ② K			C X 0-1 ② G1-3	4 1	0 0	0 0	0 0	0 0	3 0	4 1
Mookie Wilson, S (1, 9) OBP: 0.238, SLG: 0.299		X 0-0 1B FC5 1B	X 0-0 ③ P2		X 0-0 ③ P5		B X 1-0 ③ G4-3		B F X 1-1 ③ G4-3	5	1	1	0	0	0	4
Phil Lombardi, R (1, 2) OBP: 0.600, SLG: 1.200		1 SAFE 1 SAFE 1 SAFE B B C 1 SAFE C X 2-2 ① F8		X 0-0 FC5-6 1B		C B X 1-1 1B 1B		B B C X 2-1 HR		4	1	3	1	0	0	1
Kevin Elster, R (1, 6) OBP: 0.272, SLG: 0.298		1 SAFE X 0-0 FC5 1B 1-3 1B		B F B X 2-1 ① P9		M B F B F S 2-3 ① K		C F B S 1-3 ① K		4	0	1	0	0	2	2
Bob Ojeda, L (1, 1) OBP: 0.171, SLG: 0.147 Mark Carreon, R (6, PH) OBP: 0.265, SLG: 0.438 Jeff Innis, R (6, 1) Lee Mazzilli, S (8, PH) OBP: 0.375, SLG: 0.347 Don Aase, R (8, 1)		P X 1-0 FC5 1-2 1B		B X 1-0 ② FC5-6 BB 1-2f		B C C X 1-2 1-2 1B		B B B C F B 4-2 1B BB		2 1 0 0 0	0 0 0 0 0	1 1 0 0 0	0 0 0 0 0	0 0 0 1 0	0 0 0 0 0	1 0 0 0 0
Inning Stats	R: 1 E: 0 K: 3 S: 13 H: 1 LOB: 1 BB: 1 P: 22	R: 1 E: 0 K: 0 S: 11 H: 3 LOB: 2 BB: 0 P: 14	R: 0 E: 0 K: 2 S: 10 H: 1 LOB: 1 BB: 0 P: 13	R: 0 E: 0 K: 0 S: 5 H: 1 LOB: 2 BB: 1 P: 12	R: 0 E: 0 K: 0 S: 9 H: 1 LOB: 1 BB: 0 P: 12	R: 0 E: 0 K: 2 S: 13 H: 2 LOB: 2 BB: 0 P: 18	R: 0 E: 0 K: 2 S: 8 H: 1 LOB: 1 BB: 0 P: 15	R: 1 E: 0 K: 1 S: 14 H: 2 LOB: 1 BB: 1 P: 24	R: 0 E: 0 K: 0 S: 8 H: 1 LOB: 1 BB: 0 P: 9	1B: 11 2B: 1 3B: 0 HR: 1 SF: 0 SAC: 0 DP: 2 HBP: 0						

PITCHER		IP	WLS	BF	H	R	ER	SO	BB	IBB	HBP	BLK	WP	HR	S	P	ERA	WHIP
Mark Langston, L ERA: 3.12	(1, 1)	8.0	W	38	12	3	3	10	3	0	0	0	1	1	83	130	3.38	1.875
Tim Burke, R ERA: 2.53	(9, 1)	1.0	S	4	1	0	0	0	0	0	0	0	0	0	8	9	0.00	1.000

PITCHER	IP	WLS	BF	H	R	ER	SO	BB	IBB	HBP	BLK	WP	HR	S	P	ERA	WHIP

New York Mets @ Montreal Expos

Olympic Stadium, Montreal, QB

Wed Jun 28 1989, 7:05 PM EDT

Att. 31,229 - Dome

TOP

livebaseballscorecards.com

AB	39
R	3
H	13
RBI	3
BB	3
SO	10
LOB	29

1B: 11 SF: 0
2B: 1 SAC: 0
3B: 0 DP: 2
HR: 1 HBP: 0

WP: 1 PA: 42
PB: 0
SB: 1
CS: 0

New York Mets @ Montreal Expos

Olympic Stadium, Montreal, QB

Wed Jun 28 1989, 7:05 PM EDT

Att. 31,229 - Dome

livebaseballscorecards.com

BOTTOM

Batter	1	2	3	4	5	6	7	8	9	AB	R	H	RBI	BB	SO	LOB
Otis Nixon, S (1, 8) (8, 7) OBP: 0.328, SLG: 0.280	G4-3	G6-3		G5-3		B1-3	L4			5	0	0	0	0	0	3
Rex Hudler, R (1, 7) (8, 4) OBP: 0.350, SLG: 0.534	BB S 1B		K	G6-3		G6-3 1B		K		5	0	2	0	0	2	0
Andres Galarraga, R (1, 3) OBP: 0.332, SLG: 0.431	F9		BB 2B 1B	1B 2B		G6-3 1-2		K		5	2	2	0	0	1	2
Hubie Brooks, R (1, 9) OBP: 0.316, SLG: 0.397	BB 1-2 BB		2B G6-3 1-2 BB	1B BB		BB		F8		1	1	0	0	4	0	0
Tim Wallach, R (1, 5) OBP: 0.334, SLG: 0.387	FC6-4 1-2 2-3 BB		G6-3 1-3 2-H 2B	1B 1-3 2-H		K				3	1	2	2	1	1	2
Damaso Garcia, R (1, 4) OBP: 0.275, SLG: 0.270	FC6-4 1-2f		G6-3 2-3 3-H	L6			G5-3			4	0	0	1	0	0	4
Dave Martinez, L (8, 8) OBP: 0.320, SLG: 0.409										0	0	0	0	0	0	0
Nelson Santovenia, R (1, 2) OBP: 0.340, SLG: 0.376		G1-3	BLK 3-H 2B	P3			K			4	0	1	1	0	1	0
Spike Owen, S (1, 6) OBP: 0.375, SLG: 0.360		PB 1B	BLK IBB	BB			1B BB			1	0	1	0	3	0	0
Mark Langston, R (1, 1) OBP: 0.227, SLG: 0.273		K 1-2	K 1-2 2-3	F9			1-2 1B			4	0	1	0	0	2	4
Tim Burke, R (9, 1)										0	0	0	0	0	0	0
Inning Stats	R: 0 E: 0 K: 0 S: 11 H: 1 LOB: 3 BB: 2 P: 21	R: 0 E: 0 K: 1 S: 10 H: 1 LOB: 1 BB: 0 P: 19	R: 3 E: 0 K: 2 S: 15 H: 3 LOB: 2 BB: 2 P: 29	R: 1 E: 0 K: 0 S: 11 H: 2 LOB: 2 BB: 1 P: 24	R: 0 E: 0 K: 0 S: 10 H: 0 LOB: 1 BB: 1 P: 19	R: 0 E: 0 K: 1 S: 8 H: 1 LOB: 2 BB: 1 P: 14	R: 0 E: 0 K: 1 S: 8 H: 1 LOB: 2 BB: 1 P: 16	R: 0 E: 0 K: 2 S: 8 H: 0 LOB: 0 BB: 0 P: 11		1B: 6 2B: 3 3B: 0 HR: 0	SF: 0 SAC: 0 DP: 0 HBP: 0					

	AB	32
	R	4
	H	9
	RBI	4
	BB	8
	SO	7
	LOB	15

	WP: 0	PA: 40
	PB: 1	
	SB: 1	
	CS: 0	

PITCHER		IP	WLS	BF	H	R	ER	SO	BB	IBB	HBP	BLK	WP	HR	S	P	ERA	WHIP
Bob Ojeda, L ERA: 3.29	(1, 1)	5.0	L	27	7	4	4	3	5	1	0	1	0	0	57	112	7.20	2.400
Jeff Innis, R ERA:	(6, 1)	2.0		10	2	0	0	2	2	0	0	0	0	0	16	30	0.00	2.000
Don Aase, R ERA: 2.56	(8, 1)	1.0		3	0	0	0	2	0	0	0	0	0	0	8	11	0.00	0.000

PITCHER	IP	WLS	BF	H	R	ER	SO	BB	IBB	HBP	BLK	WP	HR	S	P	ERA	WHIP

Batter	1	2	3	4	5	6	7	8	9	AB	R	H	RBI	BB	SO	LOB
Billy Hatcher, R (1, 7) OBP: 0.277, SLG: 0.335	B C C B F F X 2-2 G5-3 ①		B C B B B 4-1 CS BB		B B S X 2-1 1-H 3-H HR	B B C S X 2-2 2-H 2B		B B B X 3-0 F8 ③		4	1	2	4	1	0	0
Gerald Young, S (1, 8) OBP: 0.331, SLG: 0.264	C B B B F S 3-3 K ②		P C C F B F B X 3-2 G3-1 ② ③ 1-2		X 0-0 F7 ②	B X 1-0 G1-3 ③			B F X 1-1 F8 ①	5	0	0	0	0	1	2
Bill Doran, S (1, 4) OBP: 0.344, SLG: 0.423	C S B F B F B B 4-2 BB BB			B B C C X 2-2 P6 ①	F F B S 1-3 K ③		C B X 1-1 HR		C B X 1-1 P3 ②	3	1	1	1	1	1	0
Craig Reynolds, L (7, 4) OBP: 0.274, SLG: 0.244										1	0	0	0	0	0	0
Glenn Davis, R (1, 3) OBP: 0.332, SLG: 0.468	B B C B B 4-1 1-2 BB			X 0-0 P6 ②		C X 0-1 3B 2B	C B S S 1-3 K ①		F B B F F F F B B 4-2 E 1B BB	3	1	1	0	2	1	0
Terry Puhl, L (1, 9) OBP: 0.361, SLG: 0.402	F B X 1-1 L4 ③			C S B B B B B 4-2 BB		B B B B C X 3-1 2-H E 3B	B C S B X 2-2 G1-3 ②		B C S S X 1-2 1-2 E 1B	4	1	2	1	1	0	2
Ken Caminiti, S (1, 5) OBP: 0.304, SLG: 0.372		B B F X 2-1 B4-3 1B		X 0-0 G3 ③		B C F F X 1-2 3-H E9 G1-3 2B	B B B B 4-0 BB		X 0-0 1-2 2-3 E6 FC6-4	4	1	2	1	1	0	3
Rafael Ramirez, R (1, 6) OBP: 0.282, SLG: 0.312		B X 1-0 P3 ①		C X 0-1 1B HR G5-3 1B	B C B F X 2-2 L9 ①	B B X 2-0 L9 ③			B F C X 1-2 1-2f FC6-4 ③	5	1	1	0	0	0	6
Craig Biggio, R (1, 2) OBP: 0.332, SLG: 0.409		C X 0-1 1-2f B4-3 ② ③		C B S B X 2-2 1-2 G5-3 ①	P B I I 4-0 2B G1-3 IBB			X 0-0 F9 ①		3	1	0	0	1	0	2
Mike Scott, R (1, 1) OBP: 0.130, SLG: 0.114			B C B F S 2-3 K ①	X 0-0 2-3 HR 1B	C 1 SAFE B 1 B F 1 SAFE X 2-2 1-2 3-H G1-3 ②			B F F F C 1-3 K ②		4	1	1	1	0	2	1
Dave Smith, R (9, 1)										0	0	0	0	0	0	0
Inning Stats	R: 0 H: 0 E: 0 LOB: 2 K: 1 BB: 2 S: 15 P: 29	R: 0 H: 1 E: 0 LOB: 0 K: 0 BB: 0 S: 5 P: 8	R: 0 H: 0 E: 0 LOB: 0 K: 1 BB: 1 S: 10 P: 18	R: 0 H: 0 E: 0 LOB: 1 K: 0 BB: 1 S: 7 P: 13	R: 3 H: 3 E: 0 LOB: 0 K: 1 BB: 0 S: 12 P: 17	R: 4 H: 4 E: 1 LOB: 1 K: 0 BB: 1 S: 19 P: 33	R: 1 H: 1 E: 0 LOB: 1 K: 1 BB: 1 S: 9 P: 19	R: 0 H: 0 E: 0 LOB: 0 K: 1 BB: 0 S: 6 P: 10	R: 0 H: 1 E: 1 LOB: 3 K: 0 BB: 1 S: 16 P: 24	1B: 4 SF: 0 2B: 4 SAC: 0 3B: 1 DP: 1 HR: 2 HBP: 0						

PITCHER		IP	WLS	BF	H	R	ER	SO	BB	IBB	HBP	BLK	WP	HR	S	P	ERA	WHIP
Kevin Gross, R ERA: 4.57	(1, 1)	5.0	L	24	7	6	6	3	4	0	0	0	0	1	57	97	10.80	2.200
Andy McGaffigan, R ERA: 3.74	(6, 1)	1.0		5	1	1	1	0	0	1	0	0	0	0	11	21	9.00	1.000
Steve Frey, L ERA: 1.8	(7, 1)	2.0		8	1	1	1	2	1	0	0	0	0	1	15	29	4.50	1.000
Joe Hesketh, L ERA: 8.46	(9, 1)	1.0		6	1	0	0	0	1	0	0	0	0	0	16	24	0.00	2.000

PITCHER	IP	WLS	BF	H	R	ER	SO	BB	IBB	HBP	BLK	WP	HR	S	P	ERA	WHIP

TOP

Houston Astros @ Montreal Expos

Olympic Stadium, Montreal, QB

Thu Jun 29 1989, 7:05 PM EDT

Att. 15,715 - Dome

livebaseballscorecards.com

AB	36
R	8
H	10
RBI	8
BB	7
SO	5
LOB	16

WP: 0 PA: 43
PB: 0
SB: 0
CS: 1

Houston Astros @ Montreal Expos

Olympic Stadium, Montreal, QB

Thu Jun 29 1989, 7:05 PM EDT

Att. 15,715 - Dome

livebaseballscorecards.com

BOTTOM

Batter	1	2	3	4	5	6	7	8	9	AB	R	H	RBI	BB	SO	LOB
Dave Martinez, L (1, 8) OBP: 0.328, SLG: 0.415	F B F X 1-2 F9 S 2B 1B	C B F X 1-2 ③ F8			F B B B X 3-1 ① F8			C X 0-1 G1-3 G3-1 1B 1B	F B C X 1-2 3-H 1B	5	2	3	1	0	0	2
Tom Foley, L (1, 4) (7, 5) OBP: 0.308, SLG: 0.322	1 SAFE 1 B X 1-0 ① F9 1-3		B F F B B X 3-2 ① G3		B C F S 1-3 ② K			X 0-0 ① G3-1 1-2	B X 1-0 ③ G5-3	5	0	0	0	0	1	3
Wallace Johnson, S (1, 3) OBP: 0.283, SLG: 0.333	S S X 0-2 ② G4-3		C X 0-1 G4-3 1B		B B B C X 3-1 ③ L9			B X 1-0 ② G1-3 2-3		4	0	1	0	0	0	2
Hubie Brooks, R (1, 9) OBP: 0.319, SLG: 0.402 Joe Hesketh, R (9, 1) OBP: 1.000, SLG: 1.000	C B X 1-1 3-H 2B		1 SAFE B F B X 2-1 ② G4-3 1-2			B X 1-0 ① F9		F B F B B X 3-2 1B 3-H 1B		4	0	2	2	0	0	1
										0	0	0	0	0	0	0
Mike Aldrete, L (1, 7) OBP: 0.286, SLG: 0.221	B C X 1-1 ③ F9		B B C B X 3-1 ③ F9			C F S 0-3 ② K		B X 1-0 1-2 1B		4	0	1	0	0	1	2
Tim Wallach, R (1, 5) OBP: 0.331, SLG: 0.383 Steve Frey, R (7, 1) Marty Pevey, L (8, PH) OBP: 0.220, SLG: 0.293 (9, 9)		B X 1-0 ① G5-3		S S S 0-3 ① K		S B B S B F X 3-2 ③ P9		B B X 2-0 ③ G3		3	0	0	0	0	1	0
										0	0	0	0	0	0	0
										1	0	0	0	0	0	2
Nelson Santovenia, R (1, 2) OBP: 0.345, SLG: 0.375		B B B B 4-0 1B BB		F X 0-1 1B			C B B S F S 2-3 ① K		B F S F B X 2-2 ① L8	3	0	1	0	1	1	0
Spike Owen, S (1, 6) OBP: 0.371, SLG: 0.356 Damaso Garcia, R (8, 4) OBP: 0.282, SLG: 0.277		B C F X 1-2 ② F9		X 0-0 ② P3			C B B B C X 3-2 ② G6-3		C X 0-1 G4-3 E6 1B 1B	3	0	0	0	0	0	2
										1	1	1	0	0	0	0
Kevin Gross, R (1, 1) OBP: 0.237, SLG: 0.147 Andy McGaffigan, R (6, 1) Rex Hudler, R (7, 4) OBP: 0.339, SLG: 0.517 (8, 6)		B C X 1-1 1-2 1B		F B X 1-1 ③ G4-3			B C F X 1-2 ③ F8		C S F F X 0-2 ② G4-3 2-3	2	0	1	0	0	0	1
										0	0	0	0	0	0	0
										2	0	0	0	0	0	1

Inning Stats	1	2	3	4	5	6	7	8	9
	R: 1 H: 2 E: 0 LOB: 1 K: 0 BB: 0 S: 11 P: 15	R: 0 H: 1 E: 0 LOB: 2 K: 0 BB: 1 S: 9 P: 17	R: 0 H: 1 E: 0 LOB: 1 K: 0 BB: 0 S: 9 P: 17	R: 0 H: 1 E: 0 LOB: 1 K: 1 BB: 0 S: 8 P: 9	R: 0 H: 0 E: 0 LOB: 0 K: 1 BB: 0 S: 7 P: 14	R: 0 H: 0 E: 0 LOB: 0 K: 1 BB: 0 S: 8 P: 12	R: 0 H: 0 E: 0 LOB: 0 K: 1 BB: 0 S: 10 P: 16	R: 1 H: 3 E: 0 LOB: 2 K: 0 BB: 0 S: 9 P: 16	R: 1 H: 2 E: 1 LOB: 1 K: 0 BB: 0 S: 15 P: 19

1B: 9	SF: 0	WP: 0 PA: 38
2B: 1	SAC: 0	PB: 0
3B: 0	DP: 0	SB: 1
HR: 0	HBP: 0	CS: 0

AB	37
R	3
H	10
RBI	3
BB	1
SO	4
LOB	16

PITCHER		IP	WLS	BF	H	R	ER	SO	BB	IBB	HBP	BLK	WP	HR	S	P	ERA	WHIP
Mike Scott, R ERA: 2.45	(1, 1)	8.0	W	33	8	2	2	4	1	0	0	0	0	0	71	116	2.25	1.125
Dave Smith, R ERA: 2.43	(9, 1)	1.0		5	2	1	1	0	0	0	0	0	0	0	15	19	9.00	2.000

PITCHER	IP	WLS	BF	H	R	ER	SO	BB	IBB	HBP	BLK	WP	HR	S	P	ERA	WHIP

Batter	1	2	3	4	5	6	7	8	9	AB	R	H	RBI	BB	SO	LOB
Billy Hatcher, R (1, 7) OBP: 0.273, SLG: 0.330	G6-3		K		E5 FC6			G1-3		4	0	0	0	0	1	0
Gerald Young, S (1, 8) OBP: 0.336, SLG: 0.271	G4-3 E 1B		1B		FC6 1-2f			G1-6-3 1B		4	0	3	0	0	0	1
Bill Doran, S (1, 4) OBP: 0.340, SLG: 0.417	G4-3 1-3		G1-3			L6		G1-6-3 1-2f		4	0	0	0	0	0	3
Glenn Davis, R (1, 3) OBP: 0.328, SLG: 0.462	F9			K		F8			F3	4	0	0	0	0	1	1
Terry Puhl, L (1, 9) OBP: 0.359, SLG: 0.399		G4-3		FC3-6 1B		E9 WP			F3	4	1	1	0	0	0	0
Ken Caminiti, S (1, 5) OBP: 0.303, SLG: 0.368		K		FC3-6 1-2f		G4-3 3-H			BB BB	3	0	0	0	1	1	1
Rafael Ramirez, R (1, 6) OBP: 0.285, SLG: 0.312		FC6-4 1B		F7			G6-3		BB 1-2	3	0	1	0	1	0	1
Craig Biggio, R (1, 2) OBP: 0.327, SLG: 0.402 Alex Trevino, R (7, 2) OBP: 0.273, SLG: 0.275		FC6-4 1-2f			G6-3		B1-3		K	3 1	0 0	0 0	0 0	0 0	0 1	1 2
Bob Knepper, L (1, 1) OBP: 0.300, SLG: 0.444 Greg Gross, L (7, PH) OBP: 0.316, SLG: 0.170 Juan Agosto, L (7, 1)			K		P5		K			2 1 0	0 0 0	0 0 0	0 0 0	0 0 0	1 1 0	0 0 0
Inning Stats	R: 0 E: 1 K: 0 S: 10 H: 1 LOB: 1 BB: 0 P: 13	R: 0 E: 0 K: 1 S: 9 H: 1 LOB: 1 BB: 0 P: 11	R: 0 E: 0 K: 2 S: 11 H: 1 LOB: 1 BB: 0 P: 15	R: 0 E: 0 K: 1 S: 8 H: 1 LOB: 1 BB: 0 P: 13	R: 0 E: 1 K: 0 S: 5 H: 0 LOB: 1 BB: 0 P: 6	R: 1 E: 1 K: 0 S: 8 H: 0 LOB: 0 BB: 0 P: 12	R: 0 E: 0 K: 1 S: 6 H: 0 LOB: 0 BB: 0 P: 9	R: 0 E: 0 K: 0 S: 7 H: 1 LOB: 0 BB: 0 P: 7	R: 0 E: 0 K: 1 S: 5 H: 0 LOB: 2 BB: 2 P: 13	1B: 5 2B: 0 3B: 0 HR: 0	SF: 0 SAC: 0 DP: 1 HBP: 0					

PITCHER	IP	WLS	BF	H	R	ER	SO	BB	IBB	HBP	BLK	WP	HR	S	P	ERA	WHIP
Dennis Martinez, R (1, 1) ERA: 2.59	9.0	W	35	5	1	0	6	2	0	0	0	1	0	69	99	0.00	0.778

PITCHER	IP	WLS	BF	H	R	ER	SO	BB	IBB	HBP	BLK	WP	HR	S	P	ERA	WHIP

TOP

Houston Astros @ Montreal Expos

Olympic Stadium, Montreal, QB

Fri Jun 30 1989, 7:05 PM EDT

Att. 20,345 - Unknown

livebaseballscorecards.com

AB	33
R	1
H	5
RBI	0
BB	2
SO	6
LOB	10

1B: 5 2B: 0 3B: 0 HR: 0 SF: 0 SAC: 0 DP: 1 HBP: 0

WP: 1 PB: 0 SB: 0 CS: 0 PA: 35

BOTTOM

Houston Astros @ Montreal Expos

Olympic Stadium, Montreal, QB

Fri Jun 30 1989, 7:05 PM EDT

Att. 20,345 - Unknown

livebaseballscorecards.com

Batter	1	2	3	4	5	6	7	8	9	AB	R	H	RBI	BB	SO	LOB
Otis Nixon, S (1, 8) OBP: 0.330, SLG: 0.280	B X 1-0 B1-3 ①		C S B B S 2-3 K ①	X 0-0 CS CI 2-H 3-H 1B		F B X 1-1 G4 ①		B B B C B 4-1 BB		4	0	1	2	1	1	0
Rex Hudler, R (1, 7) OBP: 0.348, SLG: 0.516	X 0-0 HR 1B		B F C X 1-2 CS 1B E 1B	B F F F X 1-2 CI CS 1-2		B F X 1-1 F8 ②		X 0-0 F3 ③		4	2	2	0	0	0	2
Andres Galarraga, R (1, 3) OBP: 0.334, SLG: 0.443	X 0-0 1-H HR		B X 1-0 CS 1-2 1B	B F X 1-1 ② ③ G4-3 1-2 2-3		B F F F X 1-2 G5-3 ③				4	1	2	2	0	0	2
Hubie Brooks, R (1, 9) OBP: 0.319, SLG: 0.399 Dave Martinez, L (6, 9) OBP: 0.326, SLG: 0.412	B S B C F B F X 3-2 F9 ②		B B B 4-0 E ② 1-2 2-3 BB		X 0-0 G5-3 ①		C B C B B X 3-2 G4-3 ①			2 1	0 0	0 0	0 0	1 0	0 0	0 0
Tim Wallach, R (1, 5) OBP: 0.327, SLG: 0.377	B X 1-0 F7 ③		B C X 1-1 E6 1-2 3-H		F B S S 1-3 K ②		B B X 2-0 G5-3 ②			4	0	0	0	0	1	1
Damaso Garcia, R (1, 4) OBP: 0.281, SLG: 0.276		S S B B F X 1-2 F8 ①	C X 0-1 F8 ③		S B F F X 1-2 2B 1B		X 0-0 G6-3 ③			4	1	1	0	0	0	2
Mike Fitzgerald, R (1, 2) OBP: 0.359, SLG: 0.395		C B B B F S 3-3 K ②		B X 1-0 SH1-4 1B 1B 1B	B F S X 1-2 1-H 2B			X 0-0 F9 ①		4	1	2	1	0	1	0
Spike Owen, S (1, 6) OBP: 0.379, SLG: 0.366		B B B B 4-0 BB		B X 1-0 SH1-4 1-2 1B 1B	I I I I 4-0 IBB			C C B X 1-2 G6-3 2B		2	1	2	0	2	0	0
Dennis Martinez, R (1, 1) OBP: 0.119, SLG: 0.098		X 0-0 G1-3 ③		B X 1-0 SH1-4 ① 1-2 2-3	C B X 1-1 G4-3 ③			F S B F B X 2-2 G6-3 ② 2-3		3	0	0	0	0	0	4
Inning Stats	R: 2 E: 0 K: 0 S: 9 H: 2 LOB: 0 BB: 0 P: 14	R: 0 E: 0 K: 1 S: 8 H: 0 LOB: 1 BB: 1 P: 16	R: 1 E: 1 K: 1 S: 11 H: 2 LOB: 2 BB: 1 P: 20	R: 2 E: 1 K: 0 S: 11 H: 3 LOB: 1 BB: 0 P: 16	R: 1 E: 0 K: 1 S: 13 H: 2 LOB: 2 BB: 1 P: 21	R: 0 E: 0 K: 0 S: 8 H: 0 LOB: 0 BB: 0 P: 11	R: 0 E: 0 K: 0 S: 5 H: 0 LOB: 0 BB: 0 P: 10	R: 0 E: 0 K: 0 S: 10 H: 1 LOB: 2 BB: 1 P: 17		1B: 7 2B: 2 3B: 0 HR: 1	SF: 0 SAC: 1 DP: 0 HBP: 0					

	AB	32
	R	6
	H	10
	RBI	5
	BB	4
	SO	3
	LOB	11

WP: 0 PB: 0 SB: 0 CS: 4 PA: 38

PITCHER		IP	WLS	BF	H	R	ER	SO	BB	IBB	HBP	BLK	WP	HR	S	P	ERA	WHIP
Bob Knepper, L ERA: 5.03	(1, 1)	6.0	L	30	9	6	5	3	2	1	0	0	0	1	60	98	7.50	1.833
Juan Agosto, L ERA: 3.2	(7, 1)	2.0		8	1	0	0	0	1	0	0	0	0	0	15	27	0.00	1.000

PITCHER	IP	WLS	BF	H	R	ER	SO	BB	IBB	HBP	BLK	WP	HR	S	P	ERA	WHIP

Houston Astros @ Montreal Expos

Olympic Stadium, Montreal, QB

Sat Jul 01 1989, 7:05 PM EDT

Att. 27,421 - Unknown

TOP

livebaseballscorecards.com

Batter	1	2	3	4	5	6	7	8	9	AB	R	H	RBI	BB	SO	LOB
Billy Hatcher, R (1, 7) OBP: 0.273, SLG: 0.329	L5			E1 FC6-5-3 1B		B5-3	G5-3			4	0	1	0	0	0	1
Gerald Young, S (1, 8) OBP: 0.332, SLG: 0.268	K			FC6-5-4 S 2-3		G4-3		K		4	0	0	0	0	2	1
Bill Doran, S (1, 4) OBP: 0.336, SLG: 0.412	G4-3			K 1-2		K		K		4	0	0	0	0	3	1
Glenn Davis, R (1, 3) OBP: 0.328, SLG: 0.457		G5-3		G3			FC1-6 HBP	P4		3	0	0	0	0	0	1
Terry Puhl, L (1, 9) OBP: 0.357, SLG: 0.396		K			K		FC1-6 2B 1-2f		G6-4-3 1B	4	1	1	0	0	2	1
Craig Reynolds, L (1, 6) OBP: 0.286, SLG: 0.270		G6-3			2B 1B		2B 1-3		F9	3	2	2	0	0	0	0
Rafael Ramirez, R (7, 6) OBP: 0.284, SLG: 0.311										1	0	0	0	0	0	1
Ken Caminiti, S (1, 5) OBP: 0.302, SLG: 0.364			G4-3		P6		2B IBB		G6-4-3 1-2f	3	1	0	0	1	0	2
Alex Trevino, R (1, 2) OBP: 0.293, SLG: 0.333			G4-3		2B 1-H		0-0 1-H 2-H 3-H			3	0	2	4	0	0	0
Bob Forsch, R (1, 1) OBP: 0.231, SLG: 0.231			K		G1-3		K			2	0	0	0	0	1	1
Larry Andersen, R (6, 1) OBP: 0.500, SLG: 0.500										1	0	0	0	0	1	1
Dave Smith, R (9, 1)										0	0	0	0	0	0	0

	AB	32
	R	4
	H	6
	RBI	4
	BB	1
	SO	9
	LOB	10

Inning Stats																																		
	R: 0	E: 0	K: 1	S: 10	H: 0	LOB: 0	BB: 0	P: 16	R: 0	E: 0	K: 1	S: 6	H: 0	LOB: 0	BB: 0	P: 7	R: 0	E: 0	K: 1	S: 9	H: 0	LOB: 0	BB: 0	P: 15	R: 0	E: 1	K: 1	S: 10	H: 1	LOB: 1	BB: 0	P: 14
	R: 1	E: 0	K: 1	S: 12	H: 2	LOB: 1	BB: 0	P: 17	R: 0	E: 0	K: 1	S: 5	H: 0	LOB: 0	BB: 0	P: 8	R: 3	E: 0	K: 1	S: 10	H: 2	LOB: 1	BB: 1	P: 21	R: 0	E: 0	K: 2	S: 7	H: 0	LOB: 0	BB: 0	P: 7
	R: 0	E: 0	K: 0	S: 6	H: 1	LOB: 0	BB: 0	P: 7	1B: 3	2B: 3	3B: 0	HR: 0	SF: 0	SAC: 0	DP: 1	HBP: 1	WP: 0	PB: 0	SB: 1	CS: 0	PA: 34														

PITCHER		IP	WLS	BF	H	R	ER	SO	BB	IBB	HBP	BLK	WP	HR	S	P	ERA	WHIP
Pascual Perez, R	(1, 1)	7.0	L	28	5	4	4	7	0	1	1	0	0	0	62	98	5.14	0.714
ERA: 4.13																		
Joe Hesketh, L	(8, 1)	2.0		6	1	0	0	2	0	0	0	0	0	0	13	14	0.00	0.500
ERA: 7.77																		

PITCHER	IP	WLS	BF	H	R	ER	SO	BB	IBB	HBP	BLK	WP	HR	S	P	ERA	WHIP

Houston Astros @ Montreal Expos

Olympic Stadium, Montreal, QB

Sat Jul 01 1989, 7:05 PM EDT

Att. 27,421 - Unknown

livebaseballscorecards.com

BOTTOM

Batter	1	2	3	4	5	6	7	8	9	AB	R	H	RBI	BB	SO	LOB
Otis Nixon, S (1, 7) OBP: 0.328, SLG: 0.274	G6-3		G6-4-3 1-2f		BB		G4-3			3	0	0	0	1	0	2
Dave Martinez, L (1, 8) OBP: 0.324, SLG: 0.408	G5-4-3 1B			G4-3	F8			K		4	0	1	0	0	1	3
Andres Galarraga, R (1, 3) OBP: 0.330, SLG: 0.436	G5-4-3 1-2f			K		K		K		4	0	0	0	0	3	1
Hubie Brooks, R (1, 9) OBP: 0.318, SLG: 0.397		F9		G6-3		E 1B		F7		4	0	1	0	0	0	0
Tim Wallach, R (1, 5) OBP: 0.329, SLG: 0.379		G5-3			1B 1B FC4-6 1B	F9			G4-6-3 1B	4	1	2	0	0	0	1
Tom Foley, L (1, 4) OBP: 0.311, SLG: 0.330		2B			CS 1B 1-2 1B	1 SAFE G3 1-2			G4-6-3 1-2f	4	0	2	0	0	0	2
Nelson Santovenia, R (1, 2) OBP: 0.342, SLG: 0.371		G6-3			FC4-6 1-2 2-3 1B		K		P4	4	0	1	0	0	1	1
Spike Owen, S (1, 6) OBP: 0.379, SLG: 0.365			L4		FC4-6 K2-3 1-2f 2-3 3-H		F7 1B			3	0	1	1	0	0	2
Pascual Perez, R (1, 1) OBP: 0.179, SLG: 0.231			G6-4-3 BB		K2-3 1-2 3-3					1	0	0	0	1	1	2
Mike Aldrete, L (7, PH) OBP: 0.283, SLG: 0.218										1	0	0	0	0	0	1
Joe Hesketh, R (8, 1) OBP: 1.000, SLG: 1.000										0	0	0	0	0	0	0
Inning Stats	R: 0 E: 0 K: 0 S: 3 H: 1 LOB: 0 BB: 0 P: 6	R: 0 E: 0 K: 0 S: 8 H: 1 LOB: 1 BB: 0 P: 12	R: 0 E: 0 K: 0 S: 5 H: 0 LOB: 0 BB: 1 P: 10	R: 0 E: 0 K: 1 S: 7 H: 0 LOB: 0 BB: 0 P: 11	R: 1 E: 0 K: 1 S: 15 H: 3 LOB: 3 BB: 1 P: 23	R: 0 E: 1 K: 1 S: 10 H: 1 LOB: 1 BB: 0 P: 14	R: 0 E: 0 K: 1 S: 16 H: 1 LOB: 1 BB: 0 P: 21	R: 0 E: 0 K: 2 S: 8 H: 0 LOB: 0 BB: 0 P: 12	R: 0 E: 0 K: 0 S: 6 H: 1 LOB: 0 BB: 0 P: 6	1B: 7 2B: 1 3B: 0 HR: 0 SF: 0 SAC: 0 DP: 3 HBP: 0						

	AB	32
	R	1
	H	8
	RBI	1
	BB	2
	SO	6
	LOB	15

WP: 0 PB: 0 SB: 0 CS: 1 PA: 34

PITCHER		IP	WLS	BF	H	R	ER	SO	BB	IBB	HBP	BLK	WP	HR	S	P	ERA	WHIP
Bob Forsch, R ERA: 3.92	(1, 1)	5.0		20	5	1	1	2	2	0	0	0	0	0	38	62	1.80	1.400
Larry Andersen, R ERA: 0.37	(6, 1)	3.0	W	11	2	0	0	4	0	0	0	0	0	0	34	47	0.00	0.667
Dave Smith, R ERA: 2.35	(9, 1)	1.0	S	3	1	0	0	0	0	0	0	0	0	0	6	6	0.00	1.000

PITCHER		IP	WLS	BF	H	R	ER	SO	BB	IBB	HBP	BLK	WP	HR	S	P	ERA	WHIP

Batter	1	2	3	4	5	6	7	8	9	AB	R	H	RBI	BB	SO	LOB
Billy Hatcher, R (1, 7) OBP: 0.272, SLG: 0.331	P4		1-2 2B		F4			G4-3		4	0	1	0	0	0	0
Gerald Young, S (1, 8) OBP: 0.337, SLG: 0.272	CS 1B		G4-3			L4-3 1B		G6-4-3 BB		3	0	2	0	1	0	2
Bill Doran, S (1, 4) OBP: 0.334, SLG: 0.409	G4-3 1-2			F8		K		G6-4-3 1-2f		2	0	0	0	0	0	1
Eric Yelding, R (4, 4) OBP: 0.286, SLG: 0.269				G3 S 1B 1B		L4-3 1-2				2	0	0	0	0	1	2
Terry Puhl, L (1, 9) OBP: 0.355, SLG: 0.393		G4-3		2-0					G4-3	4	1	1	0	0	0	1
Ken Caminiti, S (1, 5) OBP: 0.300, SLG: 0.361		G4-3		G3 1-3			G4-3 FC1-6 2B		K	2	0	0	0	0	0	1
Ron Washington, R (4, 5) OBP: 0.200, SLG: 0.400										2	1	1	0	0	1	0
Greg Gross, L (1, 3) OBP: 0.311, SLG: 0.176		L5		3-H 1B			G4-3 2-3		G4-3	4	0	1	1	0	0	1
Rafael Ramirez, R (1, 6) OBP: 0.285, SLG: 0.309			G4-3	F8			FC1-6 BB			2	0	0	0	1	0	1
Craig Biggio, R (1, 2) OBP: 0.327, SLG: 0.401			2B 1B	F4			FC1-6 1-2f 3-H			3	0	1	0	0	0	1
Jim Clancy, R (1, 1) OBP: 0.208, SLG: 0.217			K	F7			K			0	0	0	0	0	0	0
Dan Schatzeder, L (2, 1)										2	0	0	0	0	1	1
Louie Meadows, L (7, PH) OBP: 0.186, SLG: 0.238										1	0	0	0	0	1	1
Juan Agosto, L (7, 1)										0	0	0	0	0	0	0
Inning Stats	R: 0 E: 0 K: 0 S: 3 H: 1 LOB: 0 BB: 0 P: 3	R: 0 E: 0 K: 0 S: 8 H: 0 LOB: 0 BB: 0 P: 12	R: 0 E: 0 K: 1 S: 14 H: 2 LOB: 2 BB: 0 P: 20	R: 1 E: 0 K: 0 S: 9 H: 2 LOB: 1 BB: 0 P: 18	R: 0 E: 0 K: 0 S: 6 H: 0 LOB: 0 BB: 0 P: 8	R: 0 E: 0 K: 1 S: 6 H: 1 LOB: 0 BB: 0 P: 11	R: 1 E: 1 K: 1 S: 12 H: 1 LOB: 1 BB: 1 P: 23	R: 0 E: 0 K: 0 S: 5 H: 0 LOB: 0 BB: 1 P: 9	R: 0 E: 0 K: 1 S: 6 H: 0 LOB: 0 BB: 0 P: 8	1B: 5 2B: 3 3B: 0 HR: 0	SF: 0 SAC: 0 DP: 2 HBP: 0						

TOP

Houston Astros @ Montreal Expos

Olympic Stadium, Montreal, QB

Sun Jul 02 1989, 3:33 AM EDT

Att. 37,651 - Unknown

livebaseballscorecards.com

AB	31
R	2
H	7
RBI	1
BB	2
SO	4
LOB	12

WP: 0 PB: 0 SB: 1 CS: 1 PA: 33

PITCHER		IP	W/L/S	BF	H	R	ER	SO	BB	IBB	HBP	BLK	WP	HR	S	P	ERA	WHIP
Bryn Smith, R ERA: 2.14	(1, 1)	7.0	W	27	7	2	1	3	1	0	0	0	0	0	58	95	1.29	1.143
Andy McGaffigan, R ERA: 3.65	(8, 1)	1.0		3	0	0	0	0	1	0	0	0	0	0	5	9	0.00	1.000
Tim Burke, R ERA: 2.47	(9, 1)	1.0		3	0	0	0	1	0	0	0	0	0	0	6	8	0.00	0.000

PITCHER	IP	W/L/S	BF	H	R	ER	SO	BB	IBB	HBP	BLK	WP	HR	S	P	ERA	WHIP

Houston Astros @ Montreal Expos

Olympic Stadium, Montreal, QB

Sun Jul 02 1989, 3:33 AM EDT

Att. 37,651 - Unknown

livebaseballscorecards.com

BOTTOM

Batter	1	2	3	4	5	6	7	8	9	AB	R	H	RBI	BB	SO	LOB
Dave Martinez, L (1, 8) (8, 9) OBP: 0.330, SLG: 0.411	K	E7 2-H	3B 1-2				G4-3	G3		6	2	3	0	0	1	1
Tom Foley, L (1, 4) OBP: 0.321, SLG: 0.355	G6-4-3	1B 3-H	1-H 2-H		F8		2B			5	0	4	3	0	0	1
Andres Galarraga, R (1, 3) OBP: 0.327, SLG: 0.432 Wallace Johnson, S (5, 3) OBP: 0.274, SLG: 0.321	G6-4-3 1-2f	F8	L5			G1-3	F9			3 2	0 0	0 0	0 0	0 0	0 0	3 1
Hubie Brooks, R (1, 9) OBP: 0.316, SLG: 0.394 Andy McGaffigan, R (8, 1) Tim Burke, R (9, 1)	K 1B	F8				K	G5-3			5 0 0	0 0 0	1 0 0	0 0 0	0 0 0	2 0 0	2 0 0
Mike Aldrete, L (1, 7) OBP: 0.299, SLG: 0.232	1B G4-3			4-3		BB 1B		HR		4	2	2	0	1	0	2
Tim Wallach, R (1, 5) OBP: 0.336, SLG: 0.398	BB 1-2	WP	K			BB 1-2		HR 1-H		4	3	3	2	1	1	0
Mike Fitzgerald, R (1, 2) OBP: 0.373, SLG: 0.429	1B 1-3 2-H	3B 2-H	F8			BB 1-2 2-3		2B		4	2	3	2	1	0	0
Spike Owen, S (1, 6) OBP: 0.380, SLG: 0.364 Rex Hudler, R (5, PH) (6, 6) OBP: 0.333, SLG: 0.493	IBB	K			K	F7		F8		1 3	1 0	0 0	0 0	1 0	1 1	1 4
Bryn Smith, R (1, 1) OBP: 0.184, SLG: 0.143 Damaso Garcia, R (7, PH) OBP: 0.287, SLG: 0.311 Otis Nixon, S (8, 8) OBP: 0.326, SLG: 0.273	E 1-H 2-H 3-H	1B 3-H	P2				HR	F8		3 1 1	2 1 0	2 1 0	4 1 0	0 0 0	0 0 0	0 0 1
Inning Stats	R: 0 E: 0 K: 1 S: 6 H: 1 LOB: 0 BB: 0 P: 7	R: 6 E: 1 K: 1 S: 24 H: 6 LOB: 2 BB: 2 P: 42	R: 4 E: 0 K: 1 S: 17 H: 5 LOB: 1 BB: 0 P: 29	R: 0 E: 0 K: 1 S: 8 H: 0 LOB: 0 BB: 0 P: 11	R: 0 E: 0 K: 1 S: 10 H: 1 LOB: 1 BB: 0 P: 16	R: 0 E: 0 K: 1 S: 17 H: 2 LOB: 3 BB: 1 P: 29	R: 1 E: 0 K: 0 S: 13 H: 2 LOB: 1 BB: 0 P: 16	R: 2 E: 0 K: 0 S: 8 H: 2 LOB: 1 BB: 1 P: 17		1B: 11 2B: 4 3B: 2 HR: 2 SF: 0 SAC: 0 DP: 1 HBP: 0	WP: 1 PB: 0 SB: 1 CS: 0 PA: 46					

PITCHER		IP	WLS	BF	H	R	ER	SO	BB	IBB	HBP	BLK	WP	HR	S	P	ERA	WHIP
Jim Clancy, R ERA: 4.18	(1, 1)	1.1	L	11	6	6	6	2	1	1	0	0	0	0	26	40	40.50	5.250
Dan Schatzeder, L ERA: 2.43	(2, 1)	4.2		24	9	4	4	4	1	0	0	0	1	0	56	94	7.71	2.143
Juan Agosto, L ERA: 3.7	(7, 1)	2.0		11	4	3	3	0	1	0	0	0	0	2	21	33	13.50	2.500

PITCHER	IP	WLS	BF	H	R	ER	SO	BB	IBB	HBP	BLK	WP	HR	S	P	ERA	WHIP

Montreal Expos @ Atlanta Braves

Atlanta-Fulton County Stadium, Atlanta, GA

Mon Jul 03 1989, 7:05 PM EDT

Att. 10,555 - Unknown

TOP

livebaseballscorecards.com

Batter	1	2	3	4	5	6	7	8	9	AB	R	H	RBI	BB	SO	LOB
Otis Nixon, S (1, 8) (7, 7) OBP: 0.330, SLG: 0.278	B B C B F X 3-2 CS S 1B		X 0-0 FC4 1-2			L X 0-1 ① P3		C X 0-1 S HR 1B		4	1	2	0	0	0	1
Rex Hudler, R (1, 7) (5, 4) OBP: 0.315, SLG: 0.465	1 SAFE C 1 SAFE 1 B B X 2-1 ① F9 1-2		L 1 SAFE S C 0-3 ② K			B C X 1-1 ② G5-3		X 0-0 ② F8		4	0	0	0	0	1	4
Andres Galarraga, R (1, 3) OBP: 0.326, SLG: 0.440	S 2 SAFE C B B B S 3-3 ②③ K 2-3		B X 1-0 ③ FC5 2-3f			B F B S F X 2-2 ③ G4-3		1 SAFE 1 SAFE 1 SAFE 1 SAFE 1 SAFE P B X 2-0 1-H HR		4	1	1	2	0	1	3
Hubie Brooks, R (1, 9) OBP: 0.312, SLG: 0.388		C X 0-1 ① G5-3		C S B X 1-2 ① F9			X 0-0 ① F7	C B F B F F B S 3-3 ③ K		4	0	0	0	0	1	0
Tim Wallach, R (1, 5) OBP: 0.335, SLG: 0.399		F F B X 1-2 E3 1B		B X 1-0 ② F8			B X 1-0 E5 F9 1B		C B X 1-1 G6-3 CS 2B	4	1	1	0	0	0	0
Damaso Garcia, R (1, 4) OBP: 0.291, SLG: 0.315 Mike Fitzgerald, R (5, 7) OBP: 0.371, SLG: 0.425 Dave Martinez, L (7, 8) OBP: 0.328, SLG: 0.409		1 SAFE X 0-0 G1-4-3 1-2 1B		X 0-0 ③ G6-3			B C B S X 2-2 ② F9 2-3		B L F S 1-3 ① K	2 1 1	0 0 0	1 0 0	0 0 0	0 0 0	0 0 1	0 1 1
Nelson Santovenia, R (1, 2) OBP: 0.340, SLG: 0.368		C B B X 2-1 ②③ G1-4-3 1-2f			F C F X 0-2 ① G6-3		X 0-0 ② 3-H 1B		X 0-0 ② G6-3 2-3	4	0	1	1	0	0	3
Spike Owen, S (1, 6) OBP: 0.378, SLG: 0.359			C C B F F F B B F F 3-2 ① X G1-3		C F B X 1-2 ② F9		C 1 SAFE B F 1 SAFE 1 SAFE B F 1 SAFE 2-2 ③ X F9		I I I I 4-0 IBB	3	0	0	0	1	0	1
Mark Langston, R (1, 1) OBP: 0.240, SLG: 0.280			S S X 0-2 FC5 E 1B		B F S S 1-3 ③ K			F X 0-1 ① G5-3	B S B 2-1 ③ CS 3-H	3	0	1	0	0	1	0
Inning Stats	R: 0 E: 0 K: 1 S: 8 H: 1 LOB: 0 BB: 0 P: 16	R: 0 E: 1 K: 0 S: 8 H: 1 LOB: 1 BB: 0 P: 11	R: 0 E: 1 K: 1 S: 15 H: 1 LOB: 2 BB: 0 P: 19	R: 0 E: 0 K: 0 S: 5 H: 0 LOB: 0 BB: 0 P: 7	R: 0 E: 0 K: 1 S: 10 H: 0 LOB: 0 BB: 0 P: 12	R: 0 E: 0 K: 0 S: 8 H: 0 LOB: 0 BB: 0 P: 11	R: 1 E: 1 K: 0 S: 10 H: 1 LOB: 1 BB: 0 P: 15	R: 2 E: 0 K: 1 S: 12 H: 2 LOB: 0 BB: 0 P: 16	R: 0 E: 0 K: 1 S: 7 H: 1 LOB: 1 BB: 1 P: 15	1B: 5 2B: 1 3B: 0 HR: 1	SF: 0 SAC: 0 DP: 1 HBP: 0						

	AB	34
	R	3
	H	7
	RBI	3
	BB	1
	SO	5
	LOB	14

WP: 0 PB: 0 SB: 2 CS: 2 PA: 36

PITCHER	IP	WLS	BF	H	R	ER	SO	BB	IBB	HBP	BLK	WP	HR	S	P	ERA	WHIP
Tom Glavine, L (1, 1) ERA: 3.35	8.0	L	31	6	3	2	4	0	0	0	0	0	1	76	107	2.25	0.750
Jim Acker, R (9, 1) ERA: 2.83	1.0		4	1	0	0	1	0	1	0	0	0	0	7	15	0.00	1.000

PITCHER	IP	WLS	BF	H	R	ER	SO	BB	IBB	HBP	BLK	WP	HR	S	P	ERA	WHIP

Montreal Expos @ Atlanta Braves

Atlanta-Fulton County Stadium, Atlanta, GA

Mon Jul 03 1989, 7:05 PM EDT

Att. 10,555 - Unknown

livebaseballscorecards.com

BOTTOM

Batter	1	2	3	4	5	6	7	8	9	AB	R	H	RBI	BB	SO	LOB
Jeff Blauser, R (1, 5) (7, 6) OBP: 0.296, SLG: 0.410	2-1 L6		2-0 P3			3-3 K		4-0 BB		3	0	0	0	1	1	0
Lonnie Smith, R (1, 7) OBP: 0.446, SLG: 0.587	3-3 K			4-2 FC6-4 BB		4-2 E S BB		1-0 F9		2	0	0	0	2	1	1
Andres Thomas, R (1, 6) OBP: 0.252, SLG: 0.374 Darrell Evans, L (7, 5) OBP: 0.281, SLG: 0.296	0-0 F9			2-2 FC6-4 FC6-4 1 SAFE 1 SAFE 1 SAFE 1-2f		0-3 K		2-1 P3		3 1	0 0	0 0	0 0	0 0	1 0	2 1
Dale Murphy, R (1, 8) OBP: 0.306, SLG: 0.347		3-0 G6-3		1-3 K		4-1 1-3 BB			3-2 FC6-4 1B	3	0	1	0	1	1	1
Geronimo Berroa, R (1, 9) OBP: 0.327, SLG: 0.384		2-3 K		1-0 FC6-4 1-2f		1-3 K			1-2 F8	4	0	0	0	0	2	4
Gerald Perry, L (1, 3) OBP: 0.331, SLG: 0.317		0-1 1B			0-0 G4-3		0-0 F7		0-0 F8	4	0	1	0	0	0	1
Jody Davis, R (1, 2) OBP: 0.236, SLG: 0.218		2-3 K 1 SAFE 1 SAFE			4-2 BB		1-2 L9		2-2 FC6-4 1-2f	3	0	0	0	1	1	2
Jeff Treadway, L (1, 4) OBP: 0.310, SLG: 0.370			1-1 G1-3		3-3 K		2-3 K			3	0	0	0	0	2	1
Tom Glavine, L (1, 1) OBP: 0.209, SLG: 0.220 Oddibe McDowell, L (8, PH) OBP: 0.295, SLG: 0.296 Jim Acker, R (9, 1) OBP: 0.333, SLG: 0.333			1-2 G4-3		0-0 G5-3			2-3 K		2 1 0	0 0 0	0 0 0	0 0 0	0 1 0	0 0 0	1 0 0

Inning Stats	1	2	3	4	5	6	7	8	9
	R: 0 H: 0 E: 0 LOB: 0 K: 1 BB: 0 S: 8 P: 13	R: 0 H: 1 E: 0 LOB: 1 K: 2 BB: 0 S: 9 P: 16	R: 0 H: 0 E: 0 LOB: 0 K: 0 BB: 0 S: 6 P: 10	R: 0 H: 0 E: 0 LOB: 1 K: 1 BB: 1 S: 13 P: 21	R: 0 H: 0 E: 0 LOB: 1 K: 1 BB: 1 S: 7 P: 14	R: 0 H: 0 E: 0 LOB: 2 K: 3 BB: 2 S: 12 P: 24	R: 0 H: 0 E: 0 LOB: 0 K: 1 BB: 0 S: 8 P: 11	R: 0 H: 0 E: 0 LOB: 1 K: 1 BB: 1 S: 6 P: 15	R: 0 H: 1 E: 0 LOB: 1 K: 0 BB: 0 S: 11 P: 17

1B: 2	SF: 0	WP: 0	PA: 34
2B: 0	SAC: 0	PB: 0	
3B: 0	DP: 0	SB: 1	
HR: 0	HBP: 0	CS: 0	

AB	29
R	0
H	2
RBI	0
BB	5
SO	10
LOB	14

PITCHER	IP	WLS	BF	H	R	ER	SO	BB	IBB	HBP	BLK	WP	HR	S	P	ERA	WHIP
Mark Langston, L (1, 1) ERA: 2.91	9.0	W	34	2	0	0	10	5	0	0	0	0	0	80	141	0.00	0.778

PITCHER	IP	WLS	BF	H	R	ER	SO	BB	IBB	HBP	BLK	WP	HR	S	P	ERA	WHIP

Montreal Expos @ Atlanta Braves

Atlanta-Fulton County Stadium, Atlanta, GA

Tue Jul 04 1989, 7:05 PM EDT

Att. 27,245 - Unknown

TOP

livebaseballscorecards.com

Batter	1	2	3	4	5	6	7	8	9	AB	R	H	RBI	BB	SO	LOB
Dave Martinez, L (1, 8) OBP: 0.321, SLG: 0.400	L6		G3-1		F7		G3-1			4	0	0	0	0	0	1
Tom Foley, L (1, 4) OBP: 0.324, SLG: 0.357	G3		F9		1B			1B		4	0	2	0	0	0	0
Andres Galarraga, R (1, 3) OBP: 0.328, SLG: 0.441	1B 1B		G4-3		1B			F7		4	1	2	1	0	0	1
Tim Raines, S (1, 7) OBP: 0.419, SLG: 0.465	1B PB			FC5-4	F8			K		1	1	1	0	0	0	0
Mike Aldrete, L (1, 7) OBP: 0.300, SLG: 0.235										3	0	1	0	0	1	3
Hubie Brooks, R (1, 9) OBP: 0.312, SLG: 0.386	PB			FC5-4		K		G5-3		4	0	1	1	0	1	2
Tim Wallach, R (1, 5) OBP: 0.334, SLG: 0.397	F7			F8		K			E B2-3	4	0	1	0	0	1	2
Nelson Santovenia, R (1, 2) OBP: 0.331, SLG: 0.357		P5		F8	K				B2-3	4	0	0	0	0	1	2
Spike Owen, S (1, 6) OBP: 0.376, SLG: 0.357		F8	1B 1B				F8		E6 G4-3	4	1	1	0	0	0	1
Kevin Gross, R (1, 1) OBP: 0.225, SLG: 0.139		K		K			G3		G4-3	2	0	0	0	0	2	1
Steve Frey, R (6, 1)										0	0	0	0	0	0	0
Otis Nixon, S (7, PH) OBP: 0.328, SLG: 0.276										1	0	0	0	0	0	0
Andy McGaffigan, R (7, 1)										0	0	0	0	0	0	0
Joe Hesketh, R (8, 1) OBP: 1.000, SLG: 1.000										0	0	0	0	0	0	0
Wallace Johnson, S (9, PH) OBP: 0.270, SLG: 0.316										1	0	0	0	0	0	2
Inning Stats	R: 2 E: 0 K: 0 S: 12 H: 3 LOB: 1 BB: 0 P: 24	R: 0 E: 0 K: 1 S: 7 H: 0 LOB: 0 BB: 0 P: 10	R: 0 E: 0 K: 0 S: 6 H: 0 LOB: 0 BB: 0 P: 10	R: 0 E: 0 K: 0 S: 5 H: 1 LOB: 1 BB: 0 P: 9	R: 1 E: 0 K: 1 S: 16 H: 3 LOB: 2 BB: 0 P: 27	R: 0 E: 0 K: 3 S: 11 H: 0 LOB: 0 BB: 0 P: 15	R: 0 E: 0 K: 0 S: 9 H: 0 LOB: 0 BB: 0 P: 15	R: 0 E: 0 K: 1 S: 9 H: 1 LOB: 1 BB: 0 P: 12	R: 0 E: 1 K: 0 S: 7 H: 1 LOB: 1 BB: 0 P: 12	1B: 9 2B: 0 3B: 0 HR: 0	SF: 0 SAC: 0 DP: 1 HBP: 0						

AB	36
R	3
H	9
RBI	2
BB	0
SO	6
LOB	15

WP: 0 PB: 1 SB: 0 CS: 0 PA: 36

PITCHER	IP	WLS	BF	H	R	ER	SO	BB	IBB	HBP	BLK	WP	HR	S	P	ERA	WHIP
Marty Clary, R (1, 1) ERA: 3.07	5.0	W	22	7	3	2	2	0	0	0	0	0	0	46	80	3.60	1.400
Jim Acker, R (6, 1) ERA: 2.7	3.0		10	1	0	0	4	0	0	0	0	0	0	29	42	0.00	0.333
Mark Eichhorn, R (9, 1) ERA: 4.08	1.0		4	1	0	0	0	0	0	0	0	0	0	7	12	0.00	1.000

PITCHER	IP	WLS	BF	H	R	ER	SO	BB	IBB	HBP	BLK	WP	HR	S	P	ERA	WHIP

Montreal Expos @ Atlanta Braves

Atlanta-Fulton County Stadium, Atlanta, GA

Tue Jul 04 1989, 7:05 PM EDT

Att. 27,245 - Unknown

BOTTOM

livebaseballscorecards.com

Batter	1	2	3	4	5	6	7	8	9	AB	R	H	RBI	BB	SO	LOB
Oddibe McDowell, L (1, 8) OBP: 0.297, SLG: 0.299	F8 BB			B3		1B 2B 1-3 2-H		F8		4	1	1	2	1	0	0
Jeff Treadway, L (1, 4) OBP: 0.312, SLG: 0.371	F9 P5			F8		G5-3 1B 2-H 3-H		BLK 1B 1B 1-0		5	1	2	2	0	0	3
Lonnie Smith, R (1, 7) OBP: 0.445, SLG: 0.587	1B 2B	K		G1-3		G5-3 1-2		G4-3 1-H		5	1	2	1	0	1	1
Andres Thomas, R (1, 6) OBP: 0.256, SLG: 0.377 Jim Acker, R (6, 1) OBP: 0.250, SLG: 0.250 Geronimo Berroa, R (8, PH) OBP: 0.324, SLG: 0.380 Mark Eichhorn, R (9, 1)	BB BB 2B 1B 2-H	F9			CS 1B	L4		G4-3 1-2		3 1 1 0	1 0 0 0	2 0 0 0	1 0 0 0	0 0 0 0	0 0 0 0	0 1 1 0
Dale Murphy, R (1, 9) OBP: 0.307, SLG: 0.344	BB 2B BB 1-2	K			L4		G5-3	IBB		3	1	0	0	2	1	1
Darrell Evans, L (1, 3) OBP: 0.278, SLG: 0.286	2B 1B BB 1-2 2-3		P5		F8 1-2		G4-3	F7		4	1	0	0	1	0	3
Jeff Blauser, R (1, 5) OBP: 0.310, SLG: 0.433 (6, 6)	1B BB 2B 1-3 2-H 3-H		2B			1B 2B 1B	1B			4	2	4	2	0	0	0
Bruce Benedict, R (1, 2) OBP: 0.308, SLG: 0.240	BB 1B IBB		G5-3			P5 1 SAFE	1 SAFE 1-3	1B		3	0	1	0	1	0	2
Marty Clary, R (1, 1) OBP: 0.250, SLG: 0.250 John Russell, R (6, 5) OBP: 0.154, SLG: 0.137	BB 1B 1-2 2-3 3-H		K			2B 1B 1B 1-2		K		2 2	0 1	1 1	1 0	0 0	1 1	1 2
Inning Stats	R: 5 H: 4 E: 0 LOB: 3 K: 0 BB: 4 S: 19 P: 45	R: 0 H: 0 E: 0 LOB: 0 K: 2 BB: 0 S: 9 P: 13	R: 0 H: 1 E: 0 LOB: 1 K: 1 BB: 0 S: 8 P: 13	R: 0 H: 0 E: 0 LOB: 0 K: 0 BB: 0 S: 6 P: 10	R: 0 H: 1 E: 0 LOB: 0 K: 0 BB: 0 S: 6 P: 11	R: 3 H: 4 E: 0 LOB: 1 K: 0 BB: 0 S: 15 P: 24	R: 0 H: 2 E: 0 LOB: 2 K: 1 BB: 0 S: 11 P: 16	R: 1 H: 2 E: 0 LOB: 2 K: 0 BB: 1 S: 11 P: 18		1B: 10 SF: 0 2B: 4 SAC: 0 3B: 0 DP: 0 HR: 0 HBP: 0				WP: 0 PA: 42 PB: 0 SB: 0 CS: 1		

PITCHER		IP	WLS	BF	H	R	ER	SO	BB	IBB	HBP	BLK	WP	HR	S	P	ERA	WHIP
Kevin Gross, R ERA: 4.89	(1, 1)	5.1	L	27	8	7	7	3	3	1	0	0	0	0	54	101	11.81	2.062
Steve Frey, L ERA: 2.3	(6, 1)	0.2		4	2	1	1	0	0	0	0	0	0	0	9	15	13.50	3.000
Andy McGaffigan, R ERA: 3.57	(7, 1)	1.0		5	2	0	0	1	0	0	0	0	0	0	11	16	0.00	2.000
Joe Hesketh, L ERA: 7.82	(8, 1)	1.0		6	2	1	1	0	0	1	0	1	0	0	11	18	9.00	2.000

PITCHER	IP	WLS	BF	H	R	ER	SO	BB	IBB	HBP	BLK	WP	HR	S	P	ERA	WHIP

Batter	1	2	3	4	5	6	7	8	9	AB	R	H	RBI	BB	SO	LOB
Otis Nixon, S (1, 8) (6, 7) OBP: 0.325, SLG: 0.274	F B X 1-1 P4 ①	C B X 1-1 F8 ③		B X 1-0 F9 ③		B X 1-0 2B SF7 1B		F B F F B X 2-2 G4-3 ①		5	1	1	0	0	0	4
Rex Hudler, R (1, 7) OBP: 0.316, SLG: 0.500 Mike Aldrete, L (6, PH) OBP: 0.307, SLG: 0.256 Zane Smith, L (6, 1) OBP: 0.179, SLG: 0.179 Tom Foley, L (8, PH) OBP: 0.327, SLG: 0.374 (8, 4)	C F X 0-2 L7 ②		B C M S 1-3 K ①		B C X 1-1 HR	B X 1-0 G2-3 2B 1-3 2-H 3-H		F X 0-1 HR		3 1 0 1	1 0 0 1	1 1 0 1	1 2 0 1	0 0 0 0	1 0 0 0	0 0 0 0
Andres Galarraga, R (1, 3) OBP: 0.332, SLG: 0.441	F C B X 1-2 1B 1B		S F S S 1-3 K ②		X 0-0 PB HR 1B	I I I 4-0 G2-3 IBB		B S S X 1-2 G6-3 ②		4	1	2	0	1	1	0
Hubie Brooks, R (1, 9) OBP: 0.313, SLG: 0.386	B X 1-0 1-2 1B		B B S F F B B 4-2 BB		C B S B B X 3-2 F9 ① 1-2	X 0-0 SF7 ① 3-H		C F B X 1-2 G6-3 ③		3	0	1	1	1	0	1
Tim Wallach, R (1, 5) OBP: 0.332, SLG: 0.404	X 0-0 P4 ③		B B F C F F B F X 3-2 F8 ③		X 0-0 HR 2-H	X 0-0 G2-3 ② 1-2 2-3			B X 1-0 F8 ①	5	1	1	2	0	0	5
Mike Fitzgerald, R (1, 2) OBP: 0.360, SLG: 0.410		B B C F X 2-2 G5-3 ①		X 0-0 G6-3 ①	B X 1-0 G6-3 ②	C X 0-1 G5-3 ③			F C B B B X 3-2 F8 ②	5	0	0	0	0	0	2
Damaso Garcia, R (1, 4) OBP: 0.289, SLG: 0.321 Tim Burke, R (8, 1)	X 0-0 1B 2B			F X 0-1 P2 ②	B X 1-0 P2 ③		X 0-0 G4-3 ①		C B B S S 1-3 K ③	4 1	0 0	1 0	0 0	0 0	0 1	0 0
Spike Owen, S (1, 6) OBP: 0.378, SLG: 0.354	B C C X 1-2 F9 ②			B B B B 4-0 1B BB		H 1-0 2B 2B HBP	C F B B S 2-3 K ②			2	1	0	0	1	1	1
Dennis Martinez, R (1, 1) OBP: 0.159, SLG: 0.140 Dave Martinez, L (6, PH) OBP: 0.323, SLG: 0.407 (6, 8)	C X 0-1 2-3 1B			B F B F X 2-2 1-2 1B		C C F 1 SAFE 1 SAFE B X 1-2 1-3 2B	C B F B C 2-3 ③			2 2	0 1	2 1	0 0	0 0	0 1	0 0
Inning Stats	R: 0 E: 0 K: 0 S: 10 H: 2 LOB: 2 BB: 0 P: 13	R: 0 E: 0 K: 0 S: 11 H: 2 LOB: 2 BB: 0 P: 15	R: 0 E: 0 K: 2 S: 15 H: 0 LOB: 1 BB: 1 P: 24	R: 0 E: 0 K: 0 S: 7 H: 1 LOB: 2 BB: 1 P: 14	R: 3 E: 0 K: 0 S: 9 H: 3 LOB: 0 BB: 0 P: 15	R: 3 E: 0 K: 0 S: 10 H: 3 LOB: 2 BB: 1 P: 18	R: 0 E: 0 K: 2 S: 7 H: 0 LOB: 0 BB: 0 P: 11	R: 1 E: 0 K: 0 S: 12 H: 1 LOB: 0 BB: 0 P: 16	R: 0 E: 0 K: 1 S: 7 H: 0 LOB: 0 BB: 0 P: 12	1B: 6 2B: 3 3B: 0 HR: 3		SF: 1 SAC: 0 DP: 0 HBP: 1				

TOP

Montreal Expos @ Atlanta Braves

Atlanta-Fulton County Stadium, Atlanta, GA

Wed Jul 05 1989, 7:05 PM EDT

Att. 50,091 - Unknown

livebaseballscorecards.com

AB	38
R	7
H	12
RBI	7
BB	3
SO	5
LOB	13

WP: 0 PB: 1 SB: 0 CS: 0 PA: 43

PITCHER		IP	WLS	BF	H	R	ER	SO	BB	IBB	HBP	BLK	WP	HR	S	P	ERA	WHIP
Derek Lilliquist, L ERA: 3.32	(1, 1)	5.0		25	8	3	3	2	2	0	0	0	0	2	52	81	5.40	2.000
Mark Eichhorn, R ERA: 5.3	(6, 1)	1.0	L	8	3	3	3	0	0	1	1	0	0	0	10	18	27.00	3.000
Sergio Valdez, R ERA: 3.0	(7, 1)	3.0		10	1	1	1	3	0	0	0	0	0	1	26	39	3.00	0.333

PITCHER		IP	WLS	BF	H	R	ER	SO	BB	IBB	HBP	BLK	WP	HR	S	P	ERA	WHIP

Montreal Expos @ Atlanta Braves

Atlanta-Fulton County Stadium, Atlanta, GA

Wed Jul 05 1989, 7:05 PM EDT

Att. 50,091 - Unknown

livebaseballscorecards.com

BOTTOM

Batter	1	2	3	4	5	6	7	8	9	AB	R	H	RBI	BB	SO	LOB
Oddibe McDowell, L (1, 8) OBP: 0.295, SLG: 0.294	2-3 K	2-2 G6-3		4-2 G6-3 BB		3-2 G6-3			1-1 G1-3	4	0	0	0	1	1	1
Jeff Treadway, L (1, 4) OBP: 0.315, SLG: 0.370	4-0 E BB		1-0 F9 1B 2B 1B	1-2 G6-3 1-2f			2-0 G6-3			3	2	1	0	1	0	2
Lonnie Smith, R (1, 7) OBP: 0.446, SLG: 0.599	0-1 L9		0-1 2B 1-2 1B		2-0 HR		3-1 G6-3			4	2	2	1	0	0	1
Darrell Evans, L (1, 5) OBP: 0.277, SLG: 0.293	B B 1 SAFE B F 1 SAFE 1 SAFE 1 SAFE 1 SAFE	3-2 E4 1-H 1B 2B	1-0 F8		0-0 F9		1-1 F8			4	1	1	1	0	0	2
Dale Murphy, R (1, 9) OBP: 0.309, SLG: 0.346	1-1 1B 3-H 1B		0-0 F9 2-3		1-0 G4-3 1B			1-2 F9		4	0	2	1	0	0	2
Gerald Perry, L (1, 3) OBP: 0.333, SLG: 0.324	0-1 1-2 1B		1 SAFE 0-0 1-H 3-H 2B		1-0 G4-3 1-2f			2-2 G4-3		4	0	2	2	0	0	1
Jeff Blauser, R (1, 6) OBP: 0.309, SLG: 0.426	0-3 K		3-2 G1-3			4-2 G6-3 SH5-3 BB		1-3 K		3	0	0	0	1	2	3
Bruce Benedict, R (1, 2) OBP: 0.311, SLG: 0.245		1-3 K		0-1 SH1-4 1B		0-0 SH5-3 1-2			1-1 G6-3	2	0	1	0	0	1	0
Tommy Gregg, L (9, PH) OBP: 0.348, SLG: 0.384										1	0	0	0	0	0	0
Derek Lilliquist, L (1, 1) OBP: 0.182, SLG: 0.212										1	0	0	0	0	0	0
Mark Eichhorn, R (6, 1)										0	0	0	0	0	0	0
Geronimo Berroa, R (6, PH) OBP: 0.321, SLG: 0.376										1	0	0	0	0	0	1
Sergio Valdez, R (7, 1)										0	0	0	0	0	0	0
Ed Whited, R (9, PH)										1	0	0	0	0	0	0
		F9		SH1-4		G6-3			G5-3							
Inning Stats	R: 2 E: 1 K: 2 S: 15 H: 3 LOB: 2 BB: 1 P: 25	R: 0 E: 0 K: 1 S: 8 H: 0 LOB: 0 BB: 0 P: 11	R: 2 E: 0 K: 0 S: 9 H: 3 LOB: 1 BB: 0 P: 14	R: 0 E: 0 K: 0 S: 10 H: 1 LOB: 1 BB: 1 P: 15	R: 1 E: 0 K: 0 S: 4 H: 2 LOB: 0 BB: 0 P: 8	R: 0 E: 0 K: 0 S: 10 H: 0 LOB: 1 BB: 1 P: 17	R: 0 E: 0 K: 0 S: 5 H: 0 LOB: 0 BB: 0 P: 11	R: 0 E: 0 K: 1 S: 9 H: 0 LOB: 0 BB: 0 P: 13	R: 0 E: 0 K: 0 S: 6 H: 0 LOB: 0 BB: 0 P: 8	1B: 6 2B: 2 3B: 0 HR: 1 SF: 0 SAC: 2 DP: 2 HBP: 0							

	AB	32
	R	5
	H	9
	RBI	5
	BB	3
	SO	4
	LOB	13

WP: 0 PB: 0 SB: 0 CS: 0 PA: 37

PITCHER		IP	WLS	BF	H	R	ER	SO	BB	IBB	HBP	BLK	WP	HR	S	P	ERA	WHIP
Dennis Martinez, R ERA: 2.83	(1, 1)	5.0	W	24	9	5	5	3	2	0	0	0	0	1	46	73	9.00	2.200
Zane Smith, L ERA: 4.37	(6, 1)	2.0		7	0	0	0	0	1	0	0	0	0	0	15	28	0.00	0.500
Tim Burke, R ERA: 2.37	(8, 1)	2.0	S	6	0	0	0	1	0	0	0	0	0	0	15	21	0.00	0.000

PITCHER	IP	WLS	BF	H	R	ER	SO	BB	IBB	HBP	BLK	WP	HR	S	P	ERA	WHIP

Batter	1	2	3	4	5	6	7	8	9	10	AB	R	H	RBI	BB	SO	LOB
Dave Martinez, L (1, 8) OBP: 0.335, SLG: 0.416	X 0-0 1B 1B	B X 1-0 ② P6		B F B B B 4-1 1-2 BB		B B F X 2-1 2-H HR 2B		B B F B B 4-1 1-2 1B BB		X 0-0 PB 1B 1-2 2-3 1B	3	2	2	1	2	0	1
Mike Fitzgerald, R (10, PH) OBP: 0.364, SLG: 0.414											1	1	1	0	0	0	0
Rex Hudler, R (10, 7) OBP: 0.316, SLG: 0.500											0	0	0	0	0	0	0
Tom Foley, L (1, 4) OBP: 0.331, SLG: 0.390	1 SAFE C X 0-1 ① F8	X 0-0 ③ 1-3		B F F F X 1-2 ③ G3		2 SAFE B C X 1-1 2-H HR		X 0-0 1-2 2-3 1B		F B F B F F B X 3-2 PB 1B 1-2 2-3 3-H 1B	6	2	3	3	0	0	4
Andres Galarraga, R (1, 3) OBP: 0.332, SLG: 0.437	B X 1-0 F8 1B 1-3 1B	B X 1-0 ① F8		B B B B 4-0 CS BB		C C S 0-3 ③ K		B F F S 1-3 ② K		X 0-0 ① ② L4-5 3-H	5	1	1	0	1	2	6
Hubie Brooks, R (1, 9) OBP: 0.310, SLG: 0.382	C C B B X 2-2 BB 1-2 3-H 1B	X 0-0 ② G3		B 1 SAFE X 1-0 ① P3		C F X 0-2 ① F8	X 0-0 ③ 4-3			C S S 0-3 K 1B 1-2 2-3	6	1	1	1	0	1	6
Mike Aldrete, L (1, 7) OBP: 0.292, SLG: 0.242	C X 0-1 ② F8 2-3	B B X 2-0 ③ G5-3		1 SAFE B F X 1-1 ② P7		B F B C F F F X 2-2 ② 1-3			B X 1-0 ① 4-3	S B F X 1-2 ③ 1-3 2-H 3-H 1B	5	0	0	0	0	0	3
Tim Burke, R (9, 1)											0	0	0	0	0	0	0
Joe Hesketh, R (9, 1) OBP: 1.000, SLG: 1.000											0	0	0	0	0	0	0
Tim Raines, S (10, PH) OBP: 0.421, SLG: 0.467											1	0	1	2	0	0	0
Zane Smith, L (10, 1) OBP: 0.179, SLG: 0.179											0	0	0	0	0	0	0
Tim Wallach, R (1, 5) OBP: 0.336, SLG: 0.405	B F B F B B 4-2 1B 1-2 BB	C B B B F F F F X 3-2 ① F7		C B C B 1 SAFE B 3-2 ③ CS 1-2		B B X 2-0 6-3 2B 1B	B B F C X 2-2 1B		B F S F X 1-2 ② G3		4	1	2	0	1	0	0
Nelson Santovenia, R (1, 2) OBP: 0.333, SLG: 0.354	X 0-0 ③ 1-3 2-H 3-H 1B			F B B B B 4-1 G4-3 1B BB		B X 1-0 ① 6-3 1-2	X 0-0 ③ F9		C B S F F X 1-2 ③ 6-3		4	1	1	2	1	0	2
Spike Owen, S (1, 6) OBP: 0.378, SLG: 0.359		C B C B F F B X 3-2 ① F8		1 SAFE B X 1-0 ② G4-3 1-2		B B X 2-0 2-H 2B 2B	C X 0-1 ① 5-3			C E B X 1-2 1B 1B 1B	5	2	2	1	0	0	1
Pascual Perez, R (1, 1) OBP: 0.226, SLG: 0.276		S B S X 1-2 1B		S B B S F X 2-2 BB 2-H 1B		C B C S 1-3 ② K	X 0-0 1B BB 1B			B C 1 SAFE L 1 SAFE F X 1-2 1B 1B 1-2 L4-5 1B	3	0	2	1	0	1	1
Andy McGaffigan, R (7, 1) OBP: 1.000, SLG: 1.000											1	0	1	0	0	0	0
Otis Nixon, S (9, 7) OBP: 0.328, SLG: 0.278											1	0	1	0	0	0	0
(10, 8)																	
Inning Stats	R: 3 E: 0 K: 0 S: 12 H: 4 LOB: 2 BB: 1 P: 19	R: 0 E: 0 K: 0 S: 10 H: 1 LOB: 1 BB: 0 P: 15	R: 0 E: 0 K: 0 S: 3 H: 0 LOB: 0 BB: 0 P: 6	R: 1 E: 0 K: 0 S: 17 H: 1 LOB: 2 BB: 2 P: 32	R: 0 E: 0 K: 0 S: 5 H: 0 LOB: 0 BB: 1 P: 14	R: 4 E: 0 K: 2 S: 13 H: 4 LOB: 0 BB: 0 P: 22	R: 0 E: 0 K: 0 S: 13 H: 1 LOB: 1 BB: 0 P: 17	R: 0 E: 0 K: 1 S: 9 H: 2 LOB: 3 BB: 1 P: 14	R: 0 E: 0 K: 0 S: 10 H: 0 LOB: 0 BB: 0 P: 13	R: 3 E: 0 K: 1 S: 20 H: 5 LOB: 2 BB: 0 P: 26	1B: 15 2B: 3 3B: 0 HR: 1 SF: 0 SAC: 0 DP: 1 HBP: 0						

PITCHER		IP	WLS	BF	H	R	ER	SO	BB	IBB	HBP	BLK	WP	HR	S	P	ERA	WHIP
Bob Forsch, R ERA: 4.21	(1, 1)	4.0		21	6	4	4	0	4	0	0	0	0	0	42	76	9.00	2.500
Jim Clancy, R ERA: 4.5	(5, 1)	2.0		9	4	4	4	2	0	0	0	0	0	1	18	32	18.00	2.000
Dan Schatzeder, L ERA: 2.36	(7, 1)	1.1		8	3	0	0	0	1	0	0	0	0	0	18	26	0.00	3.000
Larry Andersen, R ERA: 0.52	(8, 1)	1.2		5	0	0	0	1	0	0	0	0	0	0	14	18	0.00	0.000
Juan Agosto, L ERA: 3.8	(10, 1)	0.0	L	2	2	2	1	0	0	0	0	0	0	0	7	9	∞	∞

PITCHER		IP	WLS	BF	H	R	ER	SO	BB	IBB	HBP	BLK	WP	HR	S	P	ERA	WHIP
Danny Darwin, R ERA: 2.19	(10, 1)	1.0		5	3	1	0	1	0	0	0	0	0	0	13	17	0.00	3.000

TOP

Montreal Expos @ Houston Astros

Astrodome, Houston, TX

Fri Jul 07 1989, 8:05 PM EDT

Att. 31,369 - Dome - 75 F

livebaseballscorecards.com

AB	45
R	11
H	18
RBI	11
BB	5
SO	4
LOB	24

WP: 0	PA: 51	1B: 15	SF: 0	R: 3	H: 5				
PB: 1		2B: 3	SAC: 0	E: 0	LOB: 2				
SB: 0		3B: 0	DP: 1	K: 1	BB: 0				
CS: 1		HR: 1	HBP: 0	S: 20	P: 26				

Montreal Expos @ Houston Astros

Astrodome, Houston, TX

Fri Jul 07 1989, 8:05 PM EDT

Att. 31,369 - Dome - 75 F

BOTTOM

Batter	1	2	3	4	5	6	7	8	9	10	AB	R	H	RBI	BB	SO	LOB
Billy Hatcher, R (1, 7) OBP: 0.288, SLG: 0.328	C X 0-1 B5 ①		B C X 1-1 FC6-4 ③ 1-2f		X 0-0 F8 ③		B C F B F X 2-2 L9 ①		B B B C F B 4-2 1B 1B BB		4	1	0	0	1	0	2
Gerald Young, S (1, 8) OBP: 0.339, SLG: 0.273	C B X 1-1 G5-3 ②			X 0-0 4-3 ①		C B F S 1-3 K2-3 ①	X 0-0 F7 ②		C C F B B X 2-2 G1-3 1B 1-3 2B 1B		5	1	1	0	0	1	0
Bill Doran, S (1, 4) OBP: 0.335, SLG: 0.404 Larry Andersen, R (8, 1) OBP: 0.500, SLG: 0.500 Craig Biggio, R (9, PH) OBP: 0.330, SLG: 0.394 Juan Agosto, L (10, 1) Danny Darwin, R (10, 1) OBP: 0.100, SLG: 0.111	C S B B S 2-3 K ③			B B X 2-0 G3-1 ②		B B C S F X 2-2 F9 ②	B B X 2-0 1B		S S X 0-2 G1-3 1-2 2B 3-H 1B		4 0 1 0 0	0 0 1 0 0	1 0 1 0 0	0 0 1 0 0	0 0 1 0 0	1 0 0 0 0	0 0 0 0 0
Glenn Davis, R (1, 3) OBP: 0.332, SLG: 0.453		C C F B X 1-2 5-3 ①		X 0-0 1B		C B X 1-1 1B	B 1 SAFE S F C 1-3 K ③		F F P B X 2-2 G1-3 ② 1-2 2-3		5	0	2	0	0	1	3
Terry Puhl, L (1, 9) OBP: 0.358, SLG: 0.407 Dan Schatzeder, L (7, 1) Rafael Ramirez, R (8, 6) OBP: 0.289, SLG: 0.319		X 0-0 F8 ②		B B X 2-0 F8 ③		C B B X 2-1 L8 ③		X 0-0 FC4-6 1B	B C S F F X 1-2 2-H 2B 3-H		2 0 2	0 0 0	0 0 2	0 0 2	0 0 2	0 0 0	1 0 0
Craig Reynolds, L (1, 6) OBP: 0.286, SLG: 0.271 (8, 4) Eric Yelding, R (9, PH) OBP: 0.300, SLG: 0.286 (10, 4)		B B X 2-0 G3 ③		B B B C F X 3-2 G4-3 ①		B F C F X 1-2 1B HR 1B	C B B F X 2-2 FC4-6 ① 1-2f	C F F B B X 2-2 6-3 ③			4 1	1 0	1 0	0 0	0 0	0 0	1 1
Ken Caminiti, S (1, 5) OBP: 0.301, SLG: 0.361	S X 0-1 G3-1 ①			C B B B F F B F B 4-2 1B SF7 BB		X 0-0 1-2 HR 1B	B S C X 1-2 L8 ②		F B S F S 1-3 K ①		4	2	1	0	1	1	1
Alex Trevino, R (1, 2) OBP: 0.313, SLG: 0.400	C X 0-1 FC6-4 1B			B C S F X 1-2 1-3 1B		B C S F X 1-2 1-H 2-H HR	C X 0-1 F8 ③		C C F B F S 1-3 K ②		5	1	3	3	0	1	1
Bob Forsch, R (1, 1) OBP: 0.214, SLG: 0.214 Jim Clancy, R (5, 1) OBP: 0.208, SLG: 0.217 Louie Meadows, L (5, 9) OBP: 0.191, SLG: 0.311 Greg Gross, L (6, PH) OBP: 0.306, SLG: 0.173 Ron Washington, R (10, PH) OBP: 0.143, SLG: 0.286	X 0-0 F8 ②		B B F X 2-1 SF7 ② 3-H		B X 1-0 HR		B X 1-0 G3 ①	X 0-0 4-3 ③			1 0 2 1 1	0 0 1 0 0	0 0 1 0 0	0 0 2 0 0	0 0 0 0 0	0 0 0 0 0	1 0 0 1 0
Inning Stats	R: 0 H: 0 E: 0 LOB: 0 K: 1 BB: 0 S: 7 P: 10	R: 0 H: 0 E: 0 LOB: 0 K: 0 BB: 0 S: 6 P: 9	R: 0 H: 1 E: 0 LOB: 1 K: 0 BB: 0 S: 7 P: 8	R: 0 H: 1 E: 0 LOB: 1 K: 0 BB: 0 S: 4 P: 8	R: 1 H: 1 E: 0 LOB: 1 K: 0 BB: 1 S: 14 P: 24	R: 0 H: 1 E: 0 LOB: 1 K: 1 BB: 0 S: 11 P: 17	R: 4 H: 5 E: 0 LOB: 1 K: 1 BB: 0 S: 19 P: 27	R: 0 H: 1 E: 0 LOB: 1 K: 0 BB: 0 S: 9 P: 12	R: 3 H: 3 E: 0 LOB: 1 K: 0 BB: 1 S: 24 P: 35	R: 0 H: 0 E: 0 LOB: 0 K: 2 BB: 0 S: 10 P: 12	1B: 10 2B: 1 3B: 0 HR: 2		SF: 1 SAC: 0 DP: 0 HBP: 0				

livebaseballscorecards.com

AB	42
R	8
H	13
RBI	8
BB	2
SO	5
LOB	12

WP: 0 PA: 45
PB: 0
SB: 0
CS: 0

PITCHER		IP	WLS	BF	H	R	ER	SO	BB	IBB	HBP	BLK	WP	HR	S	P	ERA	WHIP
Pascual Perez, R ERA: 4.33	(1, 1)	6.0		27	8	5	5	2	1	0	0	0	0	2	59	89	7.50	1.500
Andy McGaffigan, R ERA: 3.42	(7, 1)	2.0		8	2	0	0	1	0	0	0	0	0	0	18	26	0.00	1.000
Tim Burke, R ERA: 2.88	(9, 1)	0.2		6	3	3	3	0	1	0	0	0	0	0	20	29	40.50	6.000
Joe Hesketh, L ERA: 7.71	(9, 1)	0.1	W	1	0	0	0	0	0	0	0	0	0	0	4	6	0.00	0.000
Zane Smith, L ERA: 4.32	(10, 1)	1.0	S	3	0	0	0	2	0	0	0	0	0	0	10	12	0.00	0.000

PITCHER	IP	WLS	BF	H	R	ER	SO	BB	IBB	HBP	BLK	WP	HR	S	P	ERA	WHIP

Montreal Expos @ Houston Astros

Astrodome, Houston, TX

Sat Jul 08 1989, 4:33 AM EDT

Att. 28,418 - Dome

TOP

livebaseballscorecards.com

Batter	1	2	3	4	5	6	7	8	9	AB	R	H	RBI	BB	SO	LOB
Otis Nixon, S (1, 8) (8, 7) OBP: 0.327, SLG: 0.278	F9		F8			1B	F9			4	0	1	0	0	0	1
Rex Hudler, R (1, 7) OBP: 0.304, SLG: 0.481	E5 S HR		P3			K 1-2		G4-3 1B		3	1	0	0	0	1	1
Dave Martinez, L (8, PH) (8, 8) OBP: 0.338, SLG: 0.419										1	0	1	0	0	0	0
Andres Galarraga, R (1, 3) OBP: 0.340, SLG: 0.451	1-H HR			BB		HBP 2-3 IBB		G4-3 1-2 1B		2	1	2	2	2	0	0
Hubie Brooks, R (1, 9) OBP: 0.313, SLG: 0.379	G5-4-3 BB			F9		1-2 HBP		G4-3 1-2f 2-3		2	0	0	0	1	0	3
Tim Wallach, R (1, 5) OBP: 0.332, SLG: 0.400	G5-4-3 1-2f			P3		K		L6		4	0	0	0	0	1	6
Mike Fitzgerald, R (1, 2) OBP: 0.355, SLG: 0.403		G1		G6-3		K			K	4	0	0	0	0	2	4
Damaso Garcia, R (1, 4) OBP: 0.293, SLG: 0.325	G4-6-3 1B		K			K	0-3		K	2	0	1	0	0	1	0
Tom Foley, L (7, PH) (7, 4) OBP: 0.328, SLG: 0.387										2	0	0	0	0	2	0
Spike Owen, S (1, 6) OBP: 0.377, SLG: 0.357	G4-6-3 1-2f			L9		1B			F7	4	0	1	0	0	0	1
Bryn Smith, R (1, 1) OBP: 0.175, SLG: 0.135		K		K		L7				2	0	0	0	0	2	0
Wallace Johnson, S (7, PH) OBP: 0.266, SLG: 0.310										1	0	0	0	0	0	1
Andy McGaffigan, R (7, 1) OBP: 1.000, SLG: 1.000										0	0	0	0	0	0	0

	AB	31
	R	2
	H	6
	RBI	2
	BB	3
	SO	9
	LOB	17

Inning Stats	1	2	3	4	5	6	7	8	9
	R: 2 E: 1 K: 0 S: 12	H: 1 LOB: 0 BB: 1 P: 23	R: 0 E: 0 K: 0 S: 5	H: 1 LOB: 0 BB: 0 P: 7	R: 0 E: 0 K: 1 S: 9	H: 0 LOB: 0 BB: 0 P: 13	R: 0 E: 0 K: 0 S: 12	H: 0 LOB: 1 BB: 1 P: 23	R: 0 E: 0 K: 2 S: 8	H: 0 LOB: 0 BB: 0 P: 12	R: 0 E: 0 K: 3 S: 19	H: 1 LOB: 3 BB: 1 P: 32	R: 0 E: 0 K: 1 S: 11	H: 1 LOB: 1 BB: 0 P: 16	R: 0 E: 0 K: 0 S: 11	H: 2 LOB: 1 BB: 0 P: 16	R: 0 E: 0 K: 2 S: 8	H: 0 LOB: 0 BB: 0 P: 12

	1B: 5	SF: 0	WP: 0	PA: 35
	2B: 0	SAC: 0	PB: 0	
	3B: 0	DP: 3	SB: 3	
	HR: 1	HBP: 1	CS: 0	

PITCHER		IP	WLS	BF	H	R	ER	SO	BB	IBB	HBP	BLK	WP	HR	S	P	ERA	WHIP
Jim Deshaies, L ERA: 3.16	(1, 1)	5.1		22	3	2	1	4	2	1	1	0	0	1	56	97	1.69	0.938
Danny Darwin, R ERA: 2.13	(6, 1)	1.2	W	6	1	0	0	3	0	0	0	0	0	0	20	29	0.00	0.600
Larry Andersen, R ERA: 0.52	(8, 1)	0.0		2	2	0	0	0	0	0	0	0	0	0	4	7	∞	∞
Dave Smith, R ERA: 2.14	(8, 1)	2.0	S	5	0	0	0	2	0	0	0	0	0	0	15	21	0.00	0.000

PITCHER		IP	WLS	BF	H	R	ER	SO	BB	IBB	HBP	BLK	WP	HR	S	P	ERA	WHIP

Batter	1	2	3	4	5	6	7	8	9	AB	R	H	RBI	BB	SO	LOB
Gerald Young, S (1, 8) OBP: 0.338, SLG: 0.279	X 0-0 G4-3 ①		C X 0-1 2-H 3B			B C X 1-1 G3 ①		B X 1-0 G4-3 ①		4	0	1	1	0	0	0
Louie Meadows, L (1, 7) OBP: 0.196, SLG: 0.367 Billy Hatcher, R (9, 7) OBP: 0.288, SLG: 0.328	C F B B S 2-3 K ②		S S S 0-3 K ③			F B X 1-1 HR		C X 0-1 L7 ②		4 0	1 0	1 0	1 0	0 0	2 0	1 0
Bill Doran, S (1, 4) OBP: 0.331, SLG: 0.399	B F B B X 3-1 F9 ③			B C B F X 2-2 L9 ①		F X 0-1 F8 ②		B B X 2-0 G4-3 ③		4	0	0	0	0	0	0
Glenn Davis, R (1, 3) OBP: 0.330, SLG: 0.449		B C X 1-1 F8 ①		F F F X 0-2 F7 ②		B F X 1-1 G1-3 ③				3	0	0	0	0	0	0
Terry Puhl, L (1, 9) OBP: 0.358, SLG: 0.411		C B L X 1-2 P6 ②		C X 0-1 F7 ③			C B B X 2-1 G4-3 1B 2B			3	1	1	0	0	0	0
Ken Caminiti, S (1, 5) OBP: 0.298, SLG: 0.358		C C S 0-3 K ③			X 0-0 L8 ①		F X 0-1 G4-3 ① 2-3			3	0	0	0	0	1	1
Rafael Ramirez, R (1, 6) OBP: 0.289, SLG: 0.319			C C F X 0-2 G5-3 ①		X 0-0 P3 ②		B P X 2-0 3-H 1B			3	0	1	1	0	0	0
Craig Biggio, R (1, 2) OBP: 0.335, SLG: 0.395			B B B 4-0 SH1-4 3B BB		B C M F X 1-2 1B		P B S X 2-1 F8 ②			2	1	1	0	1	0	1
Jim Deshaies, L (1, 1) OBP: 0.167, SLG: 0.146 Danny Darwin, R (6, 1) OBP: 0.100, SLG: 0.111 Craig Reynolds, L (7, PH) OBP: 0.283, SLG: 0.268 Larry Andersen, R (8, 1) OBP: 0.500, SLG: 0.500 Dave Smith, R (8, 1)			S X 0-1 SH1-4 ② 1-2		F F X 0-2 G1-3 ③		S C B F F X 1-2 P6 ③			1 0 1 0 0	0 0 0 0 0	0 0 0 0 0	0 0 0 0 0	0 0 0 0 0	0 0 0 0 0	1 0 1 0 0
Inning Stats	R: 0 E: 0 K: 1 S: 6 H: 0 LOB: 0 BB: 0 P: 11	R: 0 E: 0 K: 1 S: 8 H: 0 LOB: 0 BB: 0 P: 10	R: 1 E: 0 K: 1 S: 11 H: 1 LOB: 1 BB: 1 P: 15	R: 0 E: 0 K: 0 S: 9 H: 0 LOB: 0 BB: 0 P: 11	R: 0 E: 0 K: 0 S: 9 H: 1 LOB: 1 BB: 0 P: 10	R: 1 E: 0 K: 0 S: 8 H: 1 LOB: 0 BB: 0 P: 11	R: 1 E: 0 K: 0 S: 14 H: 2 LOB: 1 BB: 0 P: 19	R: 0 E: 0 K: 0 S: 4 H: 0 LOB: 0 BB: 0 P: 7		1B: 2 2B: 1 3B: 1 HR: 1	SF: 0 SAC: 1 DP: 0 HBP: 0					

PITCHER	IP	WLS	BF	H	R	ER	SO	BB	IBB	HBP	BLK	WP	HR	S	P	ERA	WHIP
Bryn Smith, R (1, 1) ERA: 2.18	6.0		22	3	2	2	3	1	0	0	0	0	1	51	68	3.00	0.667
Andy McGaffigan, R (7, 1) ERA: 3.47	2.0	L	8	2	1	1	0	0	0	0	0	0	0	18	26	4.50	1.000

PITCHER	IP	WLS	BF	H	R	ER	SO	BB	IBB	HBP	BLK	WP	HR	S	P	ERA	WHIP

BOTTOM

Montreal Expos @ Houston Astros

Astrodome, Houston, TX

Sat Jul 08 1989, 4:33 AM EDT

Att. 28,418 - Dome

livebaseballscorecards.com

AB	28
R	3
H	5
RBI	3
BB	1
SO	3
LOB	5

1B: 2 SF: 0
2B: 1 SAC: 1
3B: 1 DP: 0
HR: 1 HBP: 0

WP: 0 PA: 30
PB: 0
SB: 0
CS: 0

Batter	1	2	3	4	5	6	7	8	9	AB	R	H	RBI	BB	SO	LOB
Dave Martinez, L (1, 8) OBP: 0.337, SLG: 0.416	K	L1		SH, BB 1-2 3-H	F7			G4-3, 1B		4	0	1	1	0	1	3
Tom Foley, L (1, 4) OBP: 0.322, SLG: 0.379	P5		F8	P2		G4-3		G4-3 1-2		5	0	0	0	0	0	3
Andres Galarraga, R (1, 3) OBP: 0.344, SLG: 0.452	K		FC5-4, 1B	BB 1-2 2-3		G3-6, 1B		K		4	0	2	0	1	2	1
Hubie Brooks, R (1, 9) OBP: 0.311, SLG: 0.386		HR	FC5-4, BB 1-2f	F9		G3-6 1-2f			F8	5	1	1	1	0	0	5
Mike Aldrete, L (1, 7) OBP: 0.312, SLG: 0.301 Otis Nixon, S (6, 7) OBP: 0.324, SLG: 0.275	HR	BB 1-2			1B, 1B, 2B		F7		L1	2 2	2 0	2 0	1 0	1 0	0 0	0 0
Tim Wallach, R (1, 5) OBP: 0.333, SLG: 0.400	K	K			G6-4-3, 1B, 2B 2-3		F9		2B, 1B	5	1	2	0	0	2	2
Nelson Santovenia, R (1, 2) OBP: 0.341, SLG: 0.376	G5-3			FC5-4, SH, 2B	G6-4-3, 1B 1-2 3-H		F7		1-3, 2B	5	1	3	1	0	0	0
Spike Owen, S (1, 6) OBP: 0.381, SLG: 0.369 Rex Hudler, R (8, 6) OBP: 0.300, SLG: 0.474	1B, 1B			FC5-4, HBP	G6-4-3 1-2f 2-3			SF8, 3B	G5-3	3 1	1 0	2 0	0 0	0 0	0 0	2 2
Mark Langston, R (1, 1) OBP: 0.276, SLG: 0.357 Tim Burke, R (9, 1)	1-2, 1B			FC5-4, BB, SH 1-2f 2-3	3-H, 2B			SF8 3-H		3 0	0 0	2 0	2 0	0 0	0 0	2 0
Inning Stats	R: 0 E: 0 K: 2 S: 9 H: 0 LOB: 0 BB: 0 P: 14	R: 2 E: 0 K: 1 S: 16 H: 4 LOB: 2 BB: 0 P: 23	R: 0 E: 0 K: 1 S: 11 H: 1 LOB: 2 BB: 1 P: 19	R: 1 E: 1 K: 0 S: 12 H: 1 LOB: 3 BB: 1 P: 22	R: 2 E: 0 K: 0 S: 17 H: 4 LOB: 1 BB: 0 P: 27	R: 0 E: 0 K: 0 S: 7 H: 1 LOB: 0 BB: 0 P: 12	R: 0 E: 0 K: 0 S: 4 H: 0 LOB: 0 BB: 0 P: 6	R: 1 E: 0 K: 1 S: 17 H: 2 LOB: 1 BB: 0 P: 23	R: 0 E: 0 K: 0 S: 13 H: 2 LOB: 2 BB: 0 P: 18	1B: 8 2B: 4 3B: 1 HR: 2 SF: 1 SAC: 1 DP: 2 HBP: 1						

TOP

Montreal Expos @ Houston Astros

Astrodome, Houston, TX

Sun Jul 09 1989, 4:33 AM EDT

Att. 28,221 - Dome - 75 F

livebaseballscorecards.com

AB	39
R	6
H	15
RBI	6
BB	2
SO	5
LOB	20

WP: 0 PB: 0 SB: 0 CS: 0 PA: 44

PITCHER	IP	WLS	BF	H	R	ER	SO	BB	IBB	HBP	BLK	WP	HR	S	P	ERA	WHIP
Mike Scott, R (1, 1) ERA: 2.58	3.0	L	15	5	2	2	4	1	0	0	0	0	2	36	56	6.00	2.000
Dan Schatzeder, L (4, 1) ERA: 2.86	2.0		13	5	3	3	0	1	0	1	0	0	0	29	49	13.50	3.000
Bob Knepper, L (6, 1) ERA: 5.08	2.0		6	1	0	0	0	0	0	0	0	0	0	11	18	0.00	0.500
Larry Andersen, R (8, 1) ERA: 0.67	2.0		10	4	1	1	1	0	0	0	0	0	0	30	41	4.50	2.000

PITCHER	IP	WLS	BF	H	R	ER	SO	BB	IBB	HBP	BLK	WP	HR	S	P	ERA	WHIP

Montreal Expos @ Houston Astros

Astrodome, Houston, TX

Sun Jul 09 1989, 4:33 AM EDT

Att. 28,221 - Dome - 75 F

livebaseballscorecards.com

BOTTOM

Batter	1	2	3	4	5	6	7	8	9	AB	R	H	RBI	BB	SO	LOB
Billy Hatcher, R (1, 7) OBP: 0.290, SLG: 0.328	B B B B 4-0 BB BB		F 1 SAFE 1 SAFE C B F 2 SAFE B F 2-3 F S ③ K 1-2		C B F X 1-2 1-2 3-H 1B			B C F F B S 2-3 ① K		3	0	1	1	1	2	1
Gerald Young, S (1, 8) OBP: 0.337, SLG: 0.277	C B C C B F 1 SAFE 1 SAFE F B 4-2 B ① CS 1-2 BB			B X 1-0 ① G5-3	C B B F F X 2-2 ③ FC5 2-3f			B B F F X 2-1 ② F8		3	0	0	0	1	0	2
Bill Doran, S (1, 4) OBP: 0.333, SLG: 0.399	C 1 SAFE C B F B F C 2-3 ②③ K 1-2			S S B F B B B 4-2 BB		B B X 2-0 ① P4		B F B B C X 3-2 1B		3	0	1	0	1	1	1
Glenn Davis, R (1, 3) OBP: 0.326, SLG: 0.443		B F B X 2-1 ① P3		X 0-0 ② F7		B S F F S 1-3 ② K		C B F B B X 3-2 ③ G6-3		4	0	0	0	0	1	2
Ken Caminiti, S (1, 5) OBP: 0.298, SLG: 0.360		B C S F S 1-3 ② K		B F B X 2-1 ③ F9		C B X 1-1 2B			X 0-0 ① G3-1	4	0	1	0	0	1	1
Rafael Ramirez, R (1, 6) OBP: 0.289, SLG: 0.318		C B F X 1-2 ③ G4-3			F B C S 1-3 K 1B G4-3 1B	B C C F B S 2-3 ③ K			C B X 1-1 G3 1B	4	1	1	0	0	2	1
Mark Davidson, R (1, 9)			C B B B F C 3-3 ① K		C X 0-1 ① F8		B C S B B C 3-3 ① K		C B B B F X 2-2 ② G3 1-2	3	0	0	0	0	2	1
Terry Puhl, L (9, PH) OBP: 0.356, SLG: 0.409										1	0	0	0	0	0	1
Craig Biggio, R (1, 2) OBP: 0.329, SLG: 0.388			B X 1-0 ② G3		P F X 1-1 ② G4-3 1-2	B B X 2-0 ② P5			C B B S X 1-2 ③ F9	4	0	0	0	0	0	2
Mike Scott, R (1, 1) OBP: 0.120, SLG: 0.104			B B X 2-0 S 1B		X 0-0 FC5 1B 2-3 1B		X 0-0 ③ F8			0	0	0	0	0	0	0
Eric Yelding, R (3, PH) OBP: 0.329, SLG: 0.310										1	0	1	0	0	0	0
Dan Schatzeder, L (4, 1)										0	0	0	0	0	0	0
Greg Gross, L (5, PH) OBP: 0.317, SLG: 0.189										1	0	1	0	0	0	0
Bob Knepper, L (6, 1) OBP: 0.313, SLG: 0.483										0	0	0	0	0	0	0
Alex Trevino, R (7, PH) OBP: 0.308, SLG: 0.393										1	0	0	0	0	0	0
Larry Andersen, R (8, 1) OBP: 0.500, SLG: 0.500										0	0	0	0	0	0	0

Inning Stats	1	2	3	4	5	6	7	8	9
	R: 0 E: 0 K: 1 S: 9	H: 0 LOB: 0 BB: 2 P: 19	R: 0 E: 0 K: 1 S: 9	H: 0 LOB: 0 BB: 0 P: 13	R: 0 E: 0 K: 2 S: 11	H: 1 LOB: 1 BB: 0 P: 19	R: 0 E: 0 K: 0 S: 7	H: 0 LOB: 1 BB: 1 P: 14	R: 1 E: 0 K: 1 S: 16	H: 2 LOB: 2 BB: 0 P: 20	R: 0 E: 0 K: 2 S: 11	H: 1 LOB: 1 BB: 0 P: 17	R: 0 E: 0 K: 1 S: 5	H: 0 LOB: 0 BB: 0 P: 10	R: 0 E: 0 K: 1 S: 12	H: 1 LOB: 1 BB: 0 P: 22	R: 0 E: 0 K: 0 S: 9	H: 1 LOB: 1 BB: 0 P: 13

AB	32
R	1
H	6
RBI	1
BB	3
SO	9
LOB	12

| | | | | | | | | | |

Montreal Expos @ Cincinnati Reds

Riverfront Stadium, Cincinnati, OH

Thu Jul 13 1989, 7:05 PM EDT

Att. 25,483 - Unknown - 82 F

TOP

livebaseballscorecards.com

Batter	1	2	3	4	5	6	7	8	9	AB	R	H	RBI	BB	SO	LOB
Otis Nixon, S (1, 8) OBP: 0.321, SLG: 0.273	G6-3		F9		FC4-6, 1B	F9		E3, CS		5	0	1	0	0	0	3
Damaso Garcia, R (1, 4) OBP: 0.299, SLG: 0.319	FC5-4, BB		P3		K	2B, BB		K		2	1	0	0	2	1	3
Tom Foley, L (8, PH) OBP: 0.321, SLG: 0.377 (8, 4)										1	0	0	0	0	1	1
Andres Galarraga, R (1, 3) OBP: 0.345, SLG: 0.454	FC5-4, FC6-4		BB, 1B		F7	1B, E, 2B		F7		5	1	2	1	0	0	3
Tim Raines, S (1, 7) OBP: 0.421, SLG: 0.463	FC6-4		BB		FC4-6	CS, E, 1B			P6	4	0	1	0	1	0	3
Hubie Brooks, R (1, 9) OBP: 0.310, SLG: 0.382		E6, G5-3	G1-3			1B, BB, 1B	E6, 1B, CS, 1B		HR, 1B	3	1	0	1	1	0	4
Dave Martinez, L (7, PR) OBP: 0.340, SLG: 0.419 (7, 9)										1	2	1	0	0	0	0
Tim Wallach, R (1, 5) OBP: 0.337, SLG: 0.411		G5-3		G5-3		L5-4, 1B	1B		HR	4	1	2	2	1	0	1
Mike Fitzgerald, R (1, 2) OBP: 0.356, SLG: 0.403		K		G4-3		1B	K		G6-3, 1B	5	0	2	0	0	2	3
Spike Owen, S (1, 6) OBP: 0.379, SLG: 0.366		G5-3		K		L5-4	1B		G6-3	5	0	1	1	0	1	5
Dennis Martinez, R (1, 1) OBP: 0.213, SLG: 0.159			BB, 1B		BB				G6-3	1	0	1	1	2	0	0
Wallace Johnson, S (7, PH) OBP: 0.262, SLG: 0.305							G4-3			1	0	0	0	0	0	2
Zane Smith, L (7, 1) OBP: 0.179, SLG: 0.179										0	0	0	0	0	0	0
Rex Hudler, R (9, PH) OBP: 0.296, SLG: 0.468										1	0	0	0	0	0	1
Tim Burke, R (9, 1)										0	0	0	0	0	0	0
Inning Stats	R: 0 E: 0 K: 0 S: 8 H: 0 LOB: 1 BB: 1 P: 17	R: 0 E: 1 K: 1 S: 8 H: 0 LOB: 1 BB: 0 P: 13	R: 0 E: 0 K: 0 S: 8 H: 1 LOB: 3 BB: 2 P: 18	R: 0 E: 0 K: 1 S: 7 H: 0 LOB: 0 BB: 0 P: 10	R: 0 E: 0 K: 1 S: 12 H: 1 LOB: 2 BB: 1 P: 21	R: 1 E: 0 K: 0 S: 10 H: 2 LOB: 2 BB: 2 P: 23	R: 3 E: 1 K: 1 S: 16 H: 4 LOB: 2 BB: 1 P: 27	R: 0 E: 1 K: 1 S: 14 H: 0 LOB: 0 BB: 0 P: 16	R: 2 E: 0 K: 0 S: 13 H: 3 LOB: 1 BB: 0 P: 23	1B: 9 2B: 2 3B: 0 HR: 1 SF: 0 SAC: 0 DP: 1 HBP: 0						

	AB	38
	R	6
	H	11
	RBI	6
	BB	7
	SO	5
	LOB	29

WP: 0 PB: 0 SB: 0 CS: 3 PA: 45

PITCHER		IP	WLS	BF	H	R	ER	SO	BB	IBB	HBP	BLK	WP	HR	S	P	ERA	WHIP
Danny Jackson, L ERA: 5.44	(1, 1)	5.2		27	4	1	1	3	6	0	0	0	0	0	52	100	1.59	1.765
Norm Charlton, L ERA: 3.86	(6, 1)	0.1		4	2	3	2	0	1	0	0	0	0	0	3	10	54.00	9.000
Kent Tekulve, R ERA: 4.59	(7, 1)	1.0	L	6	2	0	0	1	0	0	0	0	0	0	16	22	0.00	2.000
John Franco, L ERA: 1.71	(8, 1)	2.0		8	3	2	2	1	0	0	0	0	0	1	25	36	9.00	1.500

PITCHER	IP	WLS	BF	H	R	ER	SO	BB	IBB	HBP	BLK	WP	HR	S	P	ERA	WHIP

Montreal Expos @ Cincinnati Reds

Riverfront Stadium, Cincinnati, OH

Thu Jul 13 1989, 7:05 PM EDT

Att. 25,483 - Unknown - 82 F

livebaseballscorecards.com

BOTTOM

Batter	1	2	3	4	5	6	7	8	9	AB	R	H	RBI	BB	SO	LOB
Luis Quinones, S (1, 4) OBP: 0.287, SLG: 0.506	1-2 2B	1-2 P4		2-1 P4			3-2 F8		3-2 F9	5	0	1	0	0	0	3
Lenny Harris, L (1, 6) OBP: 0.270, SLG: 0.286	1-2 P6		0-2 G4-3 S 2B 1B		3-2 G5-3		2-2 G3 1-2		0-1 F9	5	1	1	0	0	0	1
Eric Davis, R (1, 8) OBP: 0.345, SLG: 0.522	4-1 S HR BB		2-2 G4-3 1-3		1-2 G3 1B		4-0 BB IBB		0-3 K	3	1	1	0	2	1	1
Paul O'Neill, L (1, 9) OBP: 0.337, SLG: 0.455	2-1 1-H HR		0-0 3-H 2B		2-0 G3 1-2		4-2 1-2 2-3 BB			3	1	2	3	1	0	1
Kal Daniels, L (1, 7) OBP: 0.389, SLG: 0.355	4-2 S BB		3-2 P6		2-0 G1		3-3 K			3	0	0	0	1	1	5
Todd Benzinger, S (1, 3) OBP: 0.291, SLG: 0.365 Joel Youngblood, R (8, 7) OBP: 0.342, SLG: 0.382	2-3 K 1-2		1-2 G4-3			0-0 G6-3		4-1 SH3-4 BB		3 0	0 0	0 0	0 0	0 1	1 0	2 0
Jeff Reed, L (1, 2) OBP: 0.276, SLG: 0.294		4-1 FC3-6 BB		1-0 FC1-6 1B		0-1 G6-3		0-0 SH3-4 1-2		2	0	1	0	1	0	0
Marty Brown, R (1, 5) OBP: 0.278, SLG: 0.267		0-2 FC3-6 SH1-4 1-2f		2-2 FC1-6 SH3-4 1-2f		1-1 F7		4-2 G4-6-3 BB		3	0	0	0	1	0	2
Danny Jackson, R (1, 1) OBP: 0.258, SLG: 0.290 Norm Charlton, S (6, 1) Kent Tekulve, R (7, 1) OBP: 0.500, SLG: 0.500 Ken Griffey, L (7, 3) OBP: 0.349, SLG: 0.400 John Franco, L (8, 1)		0-0 SH1-4 1-2		0-0 SH3-4 1-2			4-0 BB G3 BB		1-1 G4-6-3 1-2f	0 0 0 1 0	0 0 0 0 0	0 0 0 0 0	0 0 0 0 0	0 0 0 1 0	0 0 0 0 0	0 0 0 2 0
Inning Stats	R: 2 H: 2 E: 0 LOB: 1 K: 1 BB: 2 S: 16 P: 30	R: 0 H: 0 E: 0 LOB: 1 K: 0 BB: 1 S: 8 P: 13	R: 1 H: 2 E: 0 LOB: 1 K: 0 BB: 0 S: 13 P: 19	R: 0 H: 1 E: 0 LOB: 1 K: 0 BB: 0 S: 8 P: 13	R: 0 H: 1 E: 0 LOB: 1 K: 0 BB: 0 S: 8 P: 16	R: 0 H: 0 E: 0 LOB: 0 K: 0 BB: 0 S: 5 P: 6	R: 0 H: 0 E: 0 LOB: 3 K: 1 BB: 3 S: 12 P: 32	R: 0 H: 0 E: 0 LOB: 1 K: 0 BB: 2 S: 7 P: 16	R: 0 H: 0 E: 0 LOB: 0 K: 1 BB: 0 S: 8 P: 11	1B: 3 SF: 0 2B: 2 SAC: 3 3B: 0 DP: 1 HR: 1 HBP: 0						WP: 0 PA: 39 PB: 0 SB: 3 CS: 0	

	AB	28
	R	3
	H	6
	RBI	3
	BB	8
	SO	3
	LOB	17

PITCHER		IP	WLS	BF	H	R	ER	SO	BB	IBB	HBP	BLK	WP	HR	S	P	ERA	WHIP
Dennis Martinez, R ERA: 2.9	(1, 1)	6.0	W	26	6	3	3	1	3	0	0	0	0	1	58	97	4.50	1.500
Zane Smith, L ERA: 4.24	(7, 1)	2.0		10	0	0	0	1	4	1	0	0	0	0	19	48	0.00	2.000
Tim Burke, R ERA: 2.77	(9, 1)	1.0	S	3	0	0	0	1	0	0	0	0	0	0	8	11	0.00	0.000

PITCHER	IP	WLS	BF	H	R	ER	SO	BB	IBB	HBP	BLK	WP	HR	S	P	ERA	WHIP

Batter	1	2	3	4	5	6	7	8	9	AB	R	H	RBI	BB	SO	LOB
Otis Nixon, S (1, 8) (8, 7) (9, 8) OBP: 0.315, SLG: 0.267	C B L F S 1-3 K ①		B F B X 2-1 F9 ①	X 0-0 G1-3 ③			B X 1-0 F9 ③			4	0	0	0	0	1	1
Rex Hudler, R (1, 7) (8, 4) (9, 7) OBP: 0.318, SLG: 0.482	B C T F X 1-2 S 1B		L C T F X 0-2 1B 1B		F X 0-1 G4-6-3 1B			X 0-0 G6-3 ①		4	0	3	0	0	0	0
Andres Galarraga, R (1, 3) OBP: 0.344, SLG: 0.452	B 1 S S 1 SAFE S S 1-3 K ②		C S B 1 P 1 SAFE S 2-3 K ②		1 SAFE F C B F S 1-3 K ①			F F X 0-2 S 1B		4	0	1	0	0	3	3
Hubie Brooks, R (1, 9) OBP: 0.309, SLG: 0.381 Tom Foley, L (9, 4) OBP: 0.321, SLG: 0.377	B 1 B B C T C 3-3 K ③ 1-2		C 1 SAFE B X 1-1 BB ② 1-3 1B		1 SAFE X 0-0 G4-6-3 ② ③ 1-2f			C X 0-1 F7 ②		4 0	0 0	1 0	0 0	0 0	1 0	3 0
Tim Wallach, R (1, 5) OBP: 0.339, SLG: 0.408		B C B B B 4-1 L8 1B FC6-4 BB	B B B B 4-0 BB 1-2			X 0-0 P3 ①		1 SAFE B F B F B F X 3-2 G5-3 ③ 1-2		2	1	0	0	2	0	1
Damaso Garcia, R (1, 4) OBP: 0.300, SLG: 0.319 Dave Martinez, L (8, 8) OBP: 0.338, SLG: 0.417 (9, 9)		F F X 0-2 FC6-4 1B 1-2	X 0-0 P4 ③			X 0-0 G5-3 ②			B C B F F X 2-2 G4-3 ①	3 1	0 0	1 0	0 0	0 0	0 0	3 0
Mike Fitzgerald, R (1, 2) OBP: 0.348, SLG: 0.392	X 0-0 L8 ① 2-3			F C X 0-2 G6-3 ①		B S B F F F S 2-3 K ③			X 0-0 G6-3 ②	4	0	0	0	0	1	2
Spike Owen, S (1, 6) OBP: 0.380, SLG: 0.365	C X 0-1 FC6-4 ② 1-2f 3-H			B C X 1-1 1B			B F X 1-1 G5-3 ①		B C B B B 4-1 BB	3	0	1	1	1	0	1
Bryn Smith, R (1, 1) OBP: 0.159, SLG: 0.122 Joe Hesketh, R (9, 1) OBP: 1.000, SLG: 1.000	S C B S 1-3 K ③			L F C 0-3 ②			C F X 0-2 F8 ②		F 1 SAFE B F B B B S 3-3 K ③	4 0	0 0	0 0	0 0	0 0	3 0	3 0
Inning Stats	R: 0 H: 1 E: 0 LOB: 1 K: 3 BB: 0 S: 14 P: 20	R: 1 H: 1 E: 0 LOB: 1 K: 1 BB: 1 S: 10 P: 15	R: 0 H: 2 E: 0 LOB: 3 K: 1 BB: 1 S: 13 P: 21	R: 0 H: 1 E: 0 LOB: 1 K: 1 BB: 0 S: 9 P: 10	R: 0 H: 1 E: 0 LOB: 0 K: 1 BB: 0 S: 7 P: 8	R: 0 H: 0 E: 0 LOB: 0 K: 1 BB: 0 S: 7 P: 9	R: 0 H: 0 E: 0 LOB: 0 K: 0 BB: 0 S: 6 P: 8	R: 0 H: 1 E: 0 LOB: 1 K: 0 BB: 0 S: 10 P: 13	R: 0 H: 0 E: 0 LOB: 1 K: 1 BB: 1 S: 9 P: 18	1B: 7 SF: 0 2B: 0 SAC: 0 3B: 0 DP: 1 HR: 0 HBP: 0						WP: 0 PA: 36 PB: 0 SB: 2 CS: 0

PITCHER		IP	WLS	BF	H	R	ER	SO	BB	IBB	HBP	BLK	WP	HR	S	P	ERA	WHIP
Tom Browning, L ERA: 3.22	(1, 1)	8.0	L	32	7	1	1	8	2	0	0	0	0	0	76	104	1.12	1.125
Scott Scudder, R ERA: 4.4	(9, 1)	1.0		4	0	0	0	1	1	0	0	0	0	0	9	18	0.00	1.000

PITCHER	IP	WLS	BF	H	R	ER	SO	BB	IBB	HBP	BLK	WP	HR	S	P	ERA	WHIP

TOP

Montreal Expos @ Cincinnati Reds

Riverfront Stadium, Cincinnati, OH

Fri Jul 14 1989, 7:05 PM EDT

Att. 29,494 - Unknown

livebaseballscorecards.com

AB	33
R	1
H	7
RBI	1
BB	3
SO	9
LOB	17

Montreal Expos @ Cincinnati Reds

Riverfront Stadium, Cincinnati, OH

Fri Jul 14 1989, 7:05 PM EDT

Att. 29,494 - Unknown

BOTTOM

Batter	1	2	3	4	5	6	7	8	9	AB	R	H	RBI	BB	SO	LOB
Luis Quinones, S (1, 4) OBP: 0.289, SLG: 0.500	C S B X 1-2 CS 1B		C B B F C 2-3 K ①			C B F X 1-2 G3 ①		C 1 SAFE X 0-1 SH1-4 ① 1-2		3	0	1	0	0	1	0
Lenny Harris, L (1, 5) (8, 6) OBP: 0.265, SLG: 0.279	1 SAFE 1 SAFE C 1 SAFE B 1 P C B SAFE 3-2 X G3 ① ② 1-2		B S C X 1-2 G3 ②			F B B C X 2-2 G4-3 ②		C B X 1-1 G6-3 ② 2-3		4	0	0	0	0	0	2
Eric Davis, R (1, 8) OBP: 0.343, SLG: 0.515	B B F B B 4-1 S 1B BB		B X 1-0 G5-3 ③			F C F S 0-3 K ③		B B F X 2-1 L8 ③		3	0	0	0	1	1	1
Paul O'Neill, L (1, 9) OBP: 0.339, SLG: 0.455	1 SAFE 1 SAFE 1 SAFE B 1 X SAFE 1-0 S 1-2 1B			B B X 2-0 G3-1 ①			X 0-0 FC6-4 1B		X 0-0 F8 ①	4	0	2	0	0	0	0
Kal Daniels, L (1, 7) OBP: 0.385, SLG: 0.352	F S S 0-3 K ③ 1-2 2-3			C C B C 1-3 K ②			1 SAFE X 0-0 FC6-4 ① 1-2f G4-3		C S X 0-2 G4-3 1B	4	0	1	0	0	2	3
Ken Griffey, L (1, 3) OBP: 0.348, SLG: 0.398		F X 0-1 G3 1B		C F S 0-3 K ③			1 SAFE 1 SAFE F 1 SAFE X 0-1 G4-3 ② 1-2		B 1 SAFE S B 1 SAFE B F 1 SAFE X 3-2 G4-3 ② ③ 1-2f	3	0	1	0	0	1	1
Joel Youngblood, R (9, PH) OBP: 0.338, SLG: 0.377										1	0	0	0	0	0	1
Jeff Reed, L (1, 2) OBP: 0.276, SLG: 0.291		B B B C X 3-1 G3 ① 1-2			B B C X 2-1 F9 ①		B B C B B 4-1 BB			2	0	0	0	1	0	1
Jeff Richardson, R (1, 6)		C F B F C 1-3 K ②			F B S B F F S 2-3 K ②		F C C 0-3 K ③			2	0	0	0	0	2	1
Todd Benzinger, S (7, PH) OBP: 0.290, SLG: 0.364										1	0	0	0	0	1	2
Marty Brown, R (8, 5) OBP: 0.278, SLG: 0.267										0	0	0	0	0	0	0
Tom Browning, L (1, 1) OBP: 0.156, SLG: 0.116		X 0-0 G6-3 ③			S B B B S S 2-3 K ③			X 0-0 G6-3 SH1-4 1B		2	0	0	0	0	1	1
Herm Winningham, L (8, PH) OBP: 0.310, SLG: 0.344										1	0	1	0	0	0	0
Scott Scudder, R (9, 1) OBP: 0.273, SLG: 0.111										0	0	0	0	0	0	0
Inning Stats	R: 0 E: 0 K: 1 S: 12 H: 2 LOB: 2 BB: 1 P: 20	R: 0 E: 0 K: 1 S: 9 H: 1 LOB: 1 BB: 0 P: 13	R: 0 E: 0 K: 1 S: 7 H: 0 LOB: 0 BB: 0 P: 11	R: 0 E: 0 K: 2 S: 7 H: 0 LOB: 0 BB: 0 P: 10	R: 0 E: 0 K: 2 S: 11 H: 0 LOB: 0 BB: 0 P: 17	R: 0 E: 0 K: 1 S: 10 H: 0 LOB: 0 BB: 0 P: 13	R: 0 E: 0 K: 1 S: 8 H: 1 LOB: 2 BB: 1 P: 12	R: 0 E: 0 K: 0 S: 7 H: 1 LOB: 1 BB: 0 P: 10	R: 0 E: 0 K: 0 S: 7 H: 1 LOB: 0 BB: 0 P: 10	1B: 6 2B: 0 3B: 0 HR: 0 SF: 0 SAC: 1 DP: 1 HBP: 0							

livebaseballscorecards.com

AB	30
R	0
H	6
RBI	0
BB	2
SO	9
LOB	13

WP: 0 PB: 0 SB: 2 CS: 1 PA: 33

PITCHER		IP	WLS	BF	H	R	ER	SO	BB	IBB	HBP	BLK	WP	HR	S	P	ERA	WHIP
Bryn Smith, R ERA: 2.04	(1, 1)	8.1	W	32	6	0	0	9	2	0	0	0	0	0	75	110	0.00	0.960
Joe Hesketh, L ERA: 7.52	(9, 1)	0.2	S	1	0	0	0	0	0	0	0	0	0	0	3	6	0.00	0.000

PITCHER	IP	WLS	BF	H	R	ER	SO	BB	IBB	HBP	BLK	WP	HR	S	P	ERA	WHIP

Montreal Expos @ Cincinnati Reds

Riverfront Stadium, Cincinnati, OH

Sat Jul 15 1989, 7:05 PM EDT

Att. 34,997 - Unknown - 80 F

livebaseballscorecards.com

TOP

Batter	1	2	3	4	5	6	7	8	9	AB	R	H	RBI	BB	SO	LOB
Dave Martinez, L (1, 8) OBP: 0.332, SLG: 0.408	F C B B B F X 3-2 ① 4-3		B F X 1-1 ① F7		X 0-0 ① 4-3		B B C F S 2-3 ② K			4	0	0	0	0	1	0
Tom Foley, L (1, 4) OBP: 0.320, SLG: 0.375	C B B F X 2-2 3-1 1B		B X 1-0 ② F9		X 0-0 ② F7		C B F X 1-2 ③ 4-3			4	0	1	0	0	0	0
Andres Galarraga, R (1, 3) OBP: 0.343, SLG: 0.452	S X 0-1 ② 3-1 **1-2**		B F F C 1-3 ③ K		B C X 1-1 1B 2B			B C B X 2-1 ① 6-3		4	0	1	0	0	1	1
Hubie Brooks, R (1, 9) OBP: 0.312, SLG: 0.380	B B X 2-0 ③ 5-3			B F B B C F B 4-2 CS BB 1B BB	S X 0-1 **2-3** 1B			C B C X 1-2 ② P3		3	1	1	0	1	0	1
Mike Aldrete, L (1, 7) OBP: 0.310, SLG: 0.292		B X 1-0 ① L9		B B B B 4-0 CS 1B **1-2** BB	C B B X 2-1 ③ 5-3			C B X 1-1 ③ 4-3		3	1	0	0	1	0	2
Tim Wallach, R (1, 5) OBP: 0.338, SLG: 0.406		F B C X 1-2 ② F7		S X 0-1 G5-4-3 **1-H** **2-H** 1B		C B F B B X 3-2 ① F9			B X 1-0 ① B1	4	0	1	2	0	0	0
Nelson Santovenia, R (1, 2) OBP: 0.339, SLG: 0.386		C X 0-1 E 3B		X 0-0 ①② G5-4-3 **1-2f**		F B X 1-1 ② F9			S S B X 1-2 ② 2-3	4	1	1	0	0	0	1
Spike Owen, S (1, 6) OBP: 0.378, SLG: 0.364		C X 0-1 E6 **3-H**		B L F B X 2-2 1B		B B C B X 3-1 ③ 4-3			B B C X 2-1 ③ 5-3	4	0	1	0	0	0	0
Mark Langston, R (1, 1) OBP: 0.258, SLG: 0.333		F B B X 2-1 ③ F7		X 0-0 ③ F7			C C B C 1-3 ① K			2	0	0	0	0	0	2
Wallace Johnson, S (7, PH) OBP: 0.258, SLG: 0.300										1	0	0	0	0	1	0
Andy McGaffigan, R (7, 1) OBP: 1.000, SLG: 1.000										0	0	0	0	0	0	0
Inning Stats	R: 0 H: 1 E: 0 LOB: 1 K: 0 BB: 0 S: 10 P: 17	R: 1 H: 1 E: 1 LOB: 1 K: 0 BB: 0 S: 10 P: 14	R: 0 H: 0 E: 0 LOB: 0 K: 1 BB: 0 S: 6 P: 9	R: 2 H: 2 E: 0 LOB: 1 K: 0 BB: 2 S: 10 P: 20	R: 0 H: 2 E: 0 LOB: 2 K: 0 BB: 0 S: 8 P: 11	R: 0 H: 0 E: 0 LOB: 0 K: 0 BB: 0 S: 7 P: 14	R: 0 H: 0 E: 0 LOB: 0 K: 2 BB: 0 S: 9 P: 13	R: 0 H: 0 E: 0 LOB: 0 K: 0 BB: 0 S: 7 P: 11	R: 0 H: 0 E: 0 LOB: 0 K: 0 BB: 0 S: 6 P: 10	1B: 4 SF: 0 2B: 1 SAC: 0 3B: 1 DP: 1 HR: 0 HBP: 0						

	AB	33
	R	3
	H	6
	RBI	2
	BB	2
	SO	3
	LOB	7

WP: 0 PA: 35
PB: 0
SB: 0
CS: 2

PITCHER		IP	WLS	BF	H	R	ER	SO	BB	IBB	HBP	BLK	WP	HR	S	P	ERA	WHIP
Rick Mahler, R ERA: 3.16	(1, 1)	8.0	W	32	6	3	1	3	2	0	0	0	0	0	67	109	1.12	1.000
John Franco, L ERA: 1.67	(9, 1)	1.0	S	3	0	0	0	0	0	0	0	0	0	0	6	10	0.00	0.000

PITCHER	IP	WLS	BF	H	R	ER	SO	BB	IBB	HBP	BLK	WP	HR	S	P	ERA	WHIP

Montreal Expos @ Cincinnati Reds

Riverfront Stadium, Cincinnati, OH

Sat Jul 15 1989, 7:05 PM EDT

Att. 34,997 - Unknown - 80 F

BOTTOM

livebaseballscorecards.com

Batter	1	2	3	4	5	6	7	8	9	AB	R	H	RBI	BB	SO	LOB
Luis Quinones, S (1, 4) OBP: 0.295, SLG: 0.488	4-3	K		F9		CS 1B		1B 1B BB		4	1	1	0	1	1	1
Todd Benzinger, S (1, 3) OBP: 0.297, SLG: 0.370	HR 1B		1B 1B SF9 1B	K		1-2 1B		1B 1-2 1B		5	2	4	0	0	1	1
Eric Davis, R (1, 8) OBP: 0.348, SLG: 0.530	1-H HR		SF9 1B 1-2 1B		K	K		1-3 2-H 1B		5	1	3	3	0	2	1
Rolando Roomes, R (1, 7) OBP: 0.312, SLG: 0.447 Herm Winningham, L (7, PH) (8, 7) OBP: 0.317, SLG: 0.344	K		K		S 1B BB		CS BB			2 0	1 0	0 0	0 0	1 1	2 0	2 0
Paul O'Neill, L (1, 9) OBP: 0.347, SLG: 0.459	1B BB		S 1-2 2-3 1B		FC5-4 1-H 1B		E S 1-2 BB			2	0	2	1	2	0	0
Joe Oliver, R (1, 2) OBP: 0.250, SLG: 0.333	1-3 1B		SF9 2-3 3-H		FC5-4 BB 1-2f		F8			3	0	1	1	0	0	2
Marty Brown, R (1, 5) OBP: 0.273, SLG: 0.222 Lenny Harris, L (9, 5) OBP: 0.265, SLG: 0.279	P4		K 1-2		BB 1-2		K 1-3			3 0	0 0	0 0	0 0	1 0	2 0	5 0
Jeff Richardson, R (1, 6) OBP: 0.333, SLG: 0.200		1-3		WP 2-3 BB	F8			FC1-6 1B		3	0	1	0	1	0	2
Rick Mahler, R (1, 1) OBP: 0.250, SLG: 0.245 Kal Daniels, L (8, PH) OBP: 0.383, SLG: 0.349 John Franco, L (9, 1)		P4		2-3 1-2		K		FC1-6 CS 1-2f		3 1 0	0 0 0	0 0 0	0 0 0	0 0 0	1 0 0	1 1 0
Inning Stats	R: 2 E: 0 K: 1 S: 12 H: 3 LOB: 2 BB: 1 P: 24	R: 0 E: 0 K: 1 S: 9 H: 0 LOB: 0 BB: 0 P: 16	R: 1 E: 0 K: 2 S: 15 H: 3 LOB: 2 BB: 0 P: 25	R: 0 E: 0 K: 1 S: 11 H: 0 LOB: 1 BB: 1 P: 23	R: 1 E: 0 K: 1 S: 15 H: 1 LOB: 2 BB: 2 P: 28	R: 0 E: 0 K: 2 S: 13 H: 2 LOB: 1 BB: 0 P: 20	R: 0 E: 0 K: 1 S: 10 H: 0 LOB: 1 BB: 2 P: 19	R: 1 E: 0 K: 0 S: 10 H: 3 LOB: 2 BB: 1 P: 16		1B: 11 2B: 0 3B: 0 HR: 1 SF: 1 SAC: 0 DP: 0 HBP: 0						

AB	31
R	5
H	12
RBI	5
BB	7
SO	9
LOB	16

WP: 1 PB: 0 SB: 3 CS: 3 PA: 39

PITCHER		IP	WLS	BF	H	R	ER	SO	BB	IBB	HBP	BLK	WP	HR	S	P	ERA	WHIP
Mark Langston, L ERA: 2.94	(1, 1)	6.0	L	30	9	4	4	8	4	0	0	0	1	1	75	136	6.00	2.167
Andy McGaffigan, R ERA: 3.51	(7, 1)	2.0		9	3	1	1	1	3	0	0	0	0	0	20	35	4.50	3.000

PITCHER	IP	WLS	BF	H	R	ER	SO	BB	IBB	HBP	BLK	WP	HR	S	P	ERA	WHIP

Montreal Expos @ Cincinnati Reds

Riverfront Stadium, Cincinnati, OH

Sun Jul 16 1989, 3:33 AM EDT

Att. 28,348 - Cloudy - 85 F

TOP

livebaseballscorecards.com

Batter	1	2	3	4	5	6	7	8	9	10	11	12	AB	R	H	RBI	BB	SO	LOB
Dave Martinez, L (1, 8) OBP: 0.340, SLG: 0.422	G3 2B		WP G4-3 1B BB			1B 2B		F7 2-3			G6-3	1-3 2-H 3-H 2B	3	2	2	0	1	1	2
Otis Nixon, S (8, PH) (8, 8) OBP: 0.315, SLG: 0.273													3	0	1	2	0	0	1
Tom Foley, L (1, 4) OBP: 0.319, SLG: 0.373	K		F7	K		2-H 1B			F9		CS 1B	F8	4	0	1	1	0	2	4
Damaso Garcia, R (9, PH) (9, 4) OBP: 0.301, SLG: 0.320	SAFE		SAFE										3	0	1	0	0	0	2
Wallace Johnson, S (1, 3) OBP: 0.257, SLG: 0.297	G3 2-3		G4-3 1-2		1B E S 1B				K		SAFE SAFE K 1-2		4	1	1	0	0	0	3
Zane Smith, L (6, 1) OBP: 0.179, SLG: 0.179													0	0	0	0	0	0	0
Mike Fitzgerald, R (9, PH) OBP: 0.246, SLG: 0.390													1	0	0	0	0	1	0
Joe Hesketh, R (9, 1) OBP: 1.000, SLG: 1.000													0	0	0	0	0	0	0
Hubie Brooks, R (11, PH) OBP: 0.311, SLG: 0.379													1	0	0	0	0	1	0
Steve Frey, R (11, 1)													0	0	0	0	0	0	0
Tim Burke, R (12, 1)													0	0	0	0	0	0	0
Tim Raines, S (1, 7) OBP: 0.422, SLG: 0.462	BB		2-H 1B		1-2 K		G4-3		K			SH3-4 1B	5	1	2	1	1	2	1
Mike Aldrete, L (1, 9) OBP: 0.314, SLG: 0.290	SAFE K SAFE		1-2 BB		2-3 E 1B		G3			G4-3		1-2 SH3-4	4	0	1	0	1	1	2
Tim Wallach, R (1, 5) OBP: 0.338, SLG: 0.401		K	F8		3-H FC5 G6-4-3		G6-3			FC4-6 BB		1B 2B IBB	4	1	0	0	2	1	3
Nelson Santovenia, R (1, 2) OBP: 0.333, SLG: 0.377		F9		G5-3	1-2f G6-4-3			F8		FC4-6 1-2f BB		1-3 2-H 2B 1B	6	1	1	1	0	0	3
Spike Owen, S (1, 6) OBP: 0.382, SLG: 0.364	BB			E BB		F7		P3		SAFE BB		K	0	0	0	0	2	0	0
Rex Hudler, R (4, PR) (4, 6) OBP: 0.315, SLG: 0.465										1-2			3	0	0	0	1	1	2
Kevin Gross, R (1, 1) OBP: 0.233, SLG: 0.154	K			SAFE E9 1-3 1B		K		PB 2B		K		2B IBB	3	0	1	0	0	2	1
Andres Galarraga, R (6, 3) OBP: 0.346, SLG: 0.456													2	0	1	0	1	1	2
Inning Stats	R: 0 E: 0 K: 2 S: 12 H: 1 LOB: 2 BB: 1 P: 24	R: 0 E: 0 K: 2 S: 11 H: 0 LOB: 1 BB: 1 P: 15	R: 1 E: 0 K: 0 S: 9 H: 1 LOB: 2 BB: 2 P: 19	R: 0 E: 1 K: 2 S: 9 H: 1 LOB: 2 BB: 1 P: 21	R: 1 E: 1 K: 1 S: 12 H: 2 LOB: 1 BB: 0 P: 19	R: 1 E: 0 K: 1 S: 9 H: 2 LOB: 1 BB: 0 P: 15	R: 0 E: 0 K: 0 S: 7 H: 0 LOB: 0 BB: 0 P: 9	R: 0 E: 0 K: 0 S: 7 H: 1 LOB: 1 BB: 0 P: 12	R: 0 E: 0 K: 2 S: 8 H: 0 LOB: 0 BB: 0 P: 14	R: 0 E: 0 K: 1 S: 10 H: 0 LOB: 2 BB: 2 P: 20	R: 0 E: 0 K: 1 S: 9 H: 1 LOB: 1 BB: 0 P: 16	R: 3 E: 0 K: 1 S: 11 H: 3 LOB: 2 BB: 2 P: 22						

	AB	46
	R	6
	H	12
	RBI	5
	BB	9
	SO	13
	LOB	27

1B: 8 SF: 0 PA: 56
2B: 5 SAC: 1
3B: 0 DP: 2
HR: 0 HBP: 0

WP: 1
PB: 1
SB: 1
CS: 1

PITCHER		IP	WLS	BF	H	R	ER	SO	BB	IBB	HBP	BLK	WP	HR	S	P	ERA	WHIP
Jose Rijo, R ERA: 2.84	(1, 1)	2.0		9	1	0	0	4	2	0	0	0	0	0	23	39	0.00	1.500
Bob Sebra, R ERA: 4.46	(3, 1)	4.0		21	6	3	2	4	3	0	0	0	1	0	39	74	4.50	2.250
Norm Charlton, L ERA: 3.62	(7, 1)	3.0		10	1	0	0	2	0	0	0	0	0	0	22	35	0.00	0.333
John Franco, L ERA: 1.6	(10, 1)	2.0		8	1	0	0	2	2	0	0	0	0	0	19	36	0.00	1.500
Kent Tekulve, R ERA: 5.02	(12, 1)	1.0	L	8	3	3	3	1	0	2	0	0	0	0	11	22	27.00	3.000

PITCHER		IP	WLS	BF	H	R	ER	SO	BB	IBB	HBP	BLK	WP	HR	S	P	ERA	WHIP

Montreal Expos @ Cincinnati Reds

Riverfront Stadium, Cincinnati, OH

Sun Jul 16 1989, 3:33 AM EDT

Att. 28,348 - Cloudy - 85 F

livebaseballscorecards.com

BOTTOM

Batter	1	2	3	4	5	6	7	8	9	10	11	12	AB	R	H	RBI	BB	SO	LOB
Kal Daniels, L (1, 7) OBP: 0.387, SLG: 0.341	BBBCFFB 4-2 BB G3 FC4-6 BB		CSBS 1-3 ① K		CBBBBB 4-1 WP S BB	CBBBB 4-1 1-2 2-3 3-H BB			CBSBBS 2-3 ② K		FFX 0-2 ③ G6-3		3	1	0	1	3	2	2
Luis Quinones, S (1, 4) OBP: 0.277, SLG: 0.457	LMBB1BX SAFE 3-2 ① G3 1-2		CCBBC 2-3 ② K		L1SAFEPFC 2-3 ① K	BBCBX 3-1 ③ F9			BCCBS 2-3 ③ K			CX 0-1 ① L6	6	0	0	0	0	3	5
Eric Davis, R (1, 8) OBP: 0.351, SLG: 0.525	BSBBBSB 4-2 BB E BB		BCX 1-1 2B 1B		CBCBS 2-3 ② K 1-2		BFBBBB 4-1 CS BB			SCBBS 2-3 ① K		FBBFBX 3-2 ② G5-3	4	1	1	0	2	2	1
Paul O'Neill, L (1, 9) OBP: 0.349, SLG: 0.461	BBFBB 4-1 FC4-6 1-2 2-3 BB		X 0-0 1-3 2B		BCBX 2-1 ③ P6 2-3		1SAFE 1SAFE 1SAFE 1SAFE 1S 1SAFE 1SAFE 1B 1SAFE 2-3 ① ② BFS K 1-2			FBFBS 2-3 ② K		BX 1-0 1B	5	0	2	0	1	2	2
Todd Benzinger, S (1, 3) OBP: 0.292, SLG: 0.364	X 0-0 ② FC4-6 1-2f 2-H 3-H		FX 0-1 ③ G3-1			BX 1-0 E3 BB 1B BB	CBBBSX 2-2 ③ F9			BBX 2-0 ③ F8		X 0-0 ③ F8	6	1	0	1	0	0	4
Lenny Harris, L (1, 5) OBP: 0.268, SLG: 0.283	BBSSX 2-1 ③ P6			BX 1-0 CS 1B		BX 1-0 BB BB 1-2 1B		X 0-0 ① G4-3			CBBBX 2-1 ① P2		5	0	2	0	0	0	1
Jeff Reed, L (1, 2) Joe Oliver, R (8, PH) (9, 2) OBP: 0.333, SLG: 0.400		BCBX 2-1 ① G3		FBPBBB 1SAFE 4-1 ① E 1-2 BB		B2SAFCFC 1-3 ① K		CFBS 1-3 ② K			SBX 1-1 FC3-6 1B		2 2	0 0	0 1	0 0	1 0	1 1	2 0
Jeff Richardson, R (1, 6) OBP: 0.182, SLG: 0.100		CCFC 0-3 ② K		B1FCBFBX SAFE 3-2 ② G6-3 1-2		X 0-0 ② F8		BFCBX 2-2 ③ F9			CBSFFFBFB 3-2 1SAFE ② FX FC3-6 2B 1-2f		5	0	0	0	0	1	4
Jose Rijo, R (1, 1) OBP: 0.217, SLG: 0.237 Bob Sebra, R (3, 1) Ken Griffey, L (6, PH) OBP: 0.293, SLG: 0.398 Norm Charlton, S (7, 1) Joel Youngblood, R (9, PH) OBP: 0.293, SLG: 0.371 John Franco, L (10, 1) Rolando Roomes, R (11, PH) OBP: 0.217, SLG: 0.459 Kent Tekulve, R (12, 1) OBP: 0.500, SLG: 0.500	BSX 1-1 ③ G6-3		SSBBBS 2-3 ③ K			BBBBB 4-0 BB 1-2 2-3 BB			BFBSCX 2-2 G5-3		SBSSF SAFE X 2-2 1-3 2B		1 1 0 0 1 0 0 1 0	0 0 0 0 0 0 0 0 0	0 0 0 0 0 0 0 1 0	0 1 0 0 0 0 0 0 0	0 1 1 0 0 0 0 0 0	0 1 0 0 0 0 0 0 0	0 1 1 0 0 0 0 0 0
Inning Stats	R: 2 H: 0 E: 1 LOB: 1 K: 0 BB: 3 S: 12 P: 29	R: 0 H: 0 E: 0 LOB: 0 K: 1 BB: 0 S: 8 P: 11	R: 0 H: 2 E: 0 LOB: 2 K: 2 BB: 0 S: 11 P: 15	R: 0 H: 1 E: 1 LOB: 1 K: 1 BB: 1 S: 10 P: 19	R: 0 H: 0 E: 0 LOB: 1 K: 2 BB: 1 S: 11 P: 19	R: 1 H: 1 E: 1 LOB: 3 K: 1 BB: 2 S: 9 P: 23	R: 0 H: 0 E: 0 LOB: 0 K: 1 BB: 1 S: 7 P: 15	R: 0 H: 0 E: 0 LOB: 0 K: 1 BB: 0 S: 7 P: 10	R: 0 H: 0 E: 0 LOB: 0 K: 2 BB: 0 S: 9 P: 15	R: 0 H: 0 E: 0 LOB: 0 K: 2 BB: 0 S: 7 P: 13	R: 0 H: 2 E: 0 LOB: 2 K: 0 BB: 0 S: 19 P: 27	R: 0 H: 1 E: 0 LOB: 1 K: 0 BB: 0 S: 7 P: 11	1B: 5 2B: 3 3B: 0 HR: 0	SF: 0 SAC: 0 DP: 1 HBP: 0	WP: 1 PB: 0 SB: 1 CS: 2	PA: 50		

	AB	42
	R	3
	H	7
	RBI	2
	BB	8
	SO	13
	LOB	22

PITCHER		IP	WLS	BF	H	R	ER	SO	BB	IBB	HBP	BLK	WP	HR	S	P	ERA	WHIP
Kevin Gross, R ERA: 4.74	(1, 1)	5.2		26	4	3	1	7	5	0	0	0	1	0	58	102	1.59	1.588
Zane Smith, L ERA: 4.15	(6, 1)	2.1		9	0	0	0	2	3	0	0	0	0	0	17	39	0.00	1.286
Joe Hesketh, L ERA: 6.99	(9, 1)	2.0		6	0	0	0	4	0	0	0	0	0	0	16	28	0.00	0.000
Steve Frey, L ERA: 2.16	(11, 1)	1.0	W	5	2	0	0	0	0	0	0	0	0	0	19	27	0.00	2.000
Tim Burke, R ERA: 2.72	(12, 1)	1.0	S	4	1	0	0	0	0	0	0	0	0	0	7	11	0.00	1.000

PITCHER	IP	WLS	BF	H	R	ER	SO	BB	IBB	HBP	BLK	WP	HR	S	P	ERA	WHIP

Atlanta Braves @ Montreal Expos

Olympic Stadium, Montreal, QB

Mon Jul 17 1989, 7:05 PM EDT

Att. 35,110 - Unknown

TOP

livebaseballscorecards.com

Batter	1	2	3	4	5	6	7	8	9	AB	R	H	RBI	BB	SO	LOB
Oddibe McDowell, L (1, 8) OBP: 0.301, SLG: 0.301	1-2 BLK 1B		0-0 L8			3-1 F9 FC5-2-5 2B		4-1 HR BB		3	1	2	0	1	0	0
Tommy Gregg, L (1, 3) OBP: 0.331, SLG: 0.378	1-0 F8		1-2 G4-3			1-0 F9 2-3		1-0 1-H HR		4	1	1	2	0	0	2
Lonnie Smith, R (1, 7) OBP: 0.438, SLG: 0.590	0-3 K 1-2			1-1 S 1B		0-1 FC5-2-5 E 3-H		2-2 F9		4	0	1	0	0	1	2
Andres Thomas, R (1, 6) OBP: 0.257, SLG: 0.366	1-0 F9			0-0 F7		0-2 E6 1-3		2-0 G6-3		4	0	0	0	0	0	3
Darrell Evans, L (1, 5) OBP: 0.284, SLG: 0.348		2-3 K		2-3 K 1-2		2-2 F9		2-2 G3		4	0	0	0	0	2	3
Dale Murphy, R (1, 9) OBP: 0.303, SLG: 0.331		0-3 K		0-0 G1-3			2-3 K		0-1 G4-3	4	0	0	0	0	2	1
Jeff Treadway, L (1, 4) OBP: 0.319, SLG: 0.357		0-0 1B			3-2 F9		2-1 E1 G4-3		0-3 K	4	0	1	0	0	1	0
Bruce Benedict, R (1, 2) OBP: 0.299, SLG: 0.232 Jeff Wetherby, L (7, PH) OBP: 0.400, SLG: 0.385 Sergio Valdez, R (7, 1) Geronimo Berroa, R (9, PH) OBP: 0.313, SLG: 0.374		1-2 G6-3			1-2 G6-3		0-0 G4-3 1-2		1-0 G6-3	2 1 0 1	0 0 0 0	0 0 0 0	0 0 0 0	0 0 0 0	0 0 0 0	1 1 0 0
Tom Glavine, L (1, 1) OBP: 0.196, SLG: 0.205 John Russell, R (7, PH) OBP: 0.158, SLG: 0.143 (7, 2)			0-0 F7		0-1 G4-3		1-3 K			2 1	0 0	0 0	0 0	0 0	0 1	0 1

	AB	34
	R	2
	H	5
	RBI	2
	BB	1
	SO	7
	LOB	14

Inning Stats																																		
	R: 0	E: 0	K: 1	S: 8	H: 1	LOB: 1	BB: 0	P: 11	R: 0	E: 0	K: 2	S: 10	H: 1	LOB: 1	BB: 0	P: 13	R: 0	E: 0	K: 0	S: 5	H: 0	LOB: 0	BB: 0	P: 6	R: 0	E: 0	K: 1	S: 8	H: 1	LOB: 1	BB: 0	P: 11	R: 0	E: 0	K: 0	S: 11	H: 0	LOB: 0	BB: 0	P: 15	R: 0	E: 1	K: 0	S: 12	H: 1	LOB: 2	BB: 0	P: 18	R: 0	E: 1	K: 2	S: 10	H: 0	LOB: 1	BB: 0	P: 15	R: 2	E: 0	K: 0	S: 10	H: 1	LOB: 0	BB: 1	P: 21	R: 0	E: 0	K: 1	S: 6	H: 0	LOB: 0	BB: 0	P: 7	1B: 3	2B: 1	3B: 0	HR: 1	SF: 0	SAC: 0	DP: 0	HBP: 0	WP: 0	PB: 0	SB: 1	CS: 0	PA: 35
---	---	---	---	---	---	---	---	---	---	---	---	---	---	---	---	---	---	---

Atlanta Braves @ Montreal Expos

Olympic Stadium, Montreal, QB

Mon Jul 17 1989, 7:05 PM EDT

Att. 35,110 - Unknown

livebaseballscorecards.com

BOTTOM

Batter	1	2	3	4	5	6	7	8	9	AB	R	H	RBI	BB	SO	LOB
Otis Nixon, S (1, 8) OBP: 0.314, SLG: 0.269	X 0-0 B1-3 ①		F B S B B B 4-2 B1-3 BB	C B B B X 3-1 F8 ③		C X 0-1 L3 ③				3	0	0	0	1	0	3
Rex Hudler, R (1, 7) OBP: 0.301, SLG: 0.444	B C X 1-1 G4-3 ②		X 0-0 B1-3 ② 1-2 2-3		B C X 1-1 G1-3 ①		C B S F S 1-3 K ①			4	0	0	0	0	1	2
Andres Galarraga, R (1, 3) OBP: 0.342, SLG: 0.450	C B C B F S 2-3 K2-3 ③		S B S S 1-3 K ③		C B B B S S 2-3 K ②		B B B S S S 3-3 K ②			4	0	0	0	0	4	2
Hubie Brooks, R (1, 9) OBP: 0.308, SLG: 0.375		B S F C 1-3 K ①		B F X 1-1 L9 ①	B F F X 1-2 G5-3 ③		C B S S 1-3 K2-3 ③			3	0	0	0	0	1	0
Dave Martinez, L (7, 9) OBP: 0.338, SLG: 0.420										1	0	0	0	0	1	0
Tim Wallach, R (1, 5) OBP: 0.337, SLG: 0.402		B X 1-0 L6 ②		X 0-0 2B 2B		C X 0-1 G3-1 ①		C S B X 1-2 G6-3 ①		4	1	1	0	0	0	0
Damaso Garcia, R (1, 4) OBP: 0.294, SLG: 0.312		F B F B F C 2-3 K ③		F S S 0-3 K ②		B C C S 1-3 K S 2B		B B B F B 4-1 G5-4-3 BB		3	1	0	0	0	3	1
Tom Foley, L (8, 4) OBP: 0.321, SLG: 0.373										0	0	0	0	1	0	0
Nelson Santovenia, R (1, 2) OBP: 0.343, SLG: 0.407			B B X 2-0 HR	I I I 4-0 2B IBB		F 1 S X 0-2 SH1-4 1-H 2B		X 0-0 G5-4-3 ②③ 1-2f		3	2	2	2	1	0	1
Jeff Huson, L (1, 6) OBP: 0.667, SLG: 1.000			B C S B X 2-2 E1 B1-3 SH1-4	S X 0-1 1B 1-H 2-H 2B		B B C B B 4-1 SH1-4 BB				2	1	1	2	1	0	0
Pascual Perez, R (1, 1) OBP: 0.250, SLG: 0.300			1 SAFE X 0-0 SH1-4 ① 1-2	B S S F X 1-2 1B 2-H		B M F X 1-2 SH1-4 ② 1-2 2-3				1	0	1	1	0	0	0
Tim Burke, R (9, 1)										0	0	0	0	0	0	0
Inning Stats	R: 0 E: 0 K: 1 S: 7 H: 0 LOB: 0 BB: 0 P: 10	R: 0 E: 0 K: 2 S: 8 H: 0 LOB: 0 BB: 0 P: 12	R: 1 E: 1 K: 1 S: 11 H: 1 LOB: 2 BB: 1 P: 20	R: 3 E: 0 K: 1 S: 14 H: 3 LOB: 1 BB: 1 P: 23	R: 0 E: 0 K: 1 S: 8 H: 0 LOB: 0 BB: 0 P: 12	R: 1 E: 0 K: 1 S: 14 H: 1 LOB: 2 BB: 1 P: 20	R: 0 E: 0 K: 3 S: 10 H: 0 LOB: 0 BB: 0 P: 15	R: 0 E: 0 K: 0 S: 5 H: 0 LOB: 0 BB: 1 P: 10		1B: 1 2B: 3 3B: 0 HR: 1	SF: 0 SAC: 2 DP: 1 HBP: 0					

PITCHER		IP	WLS	BF	H	R	ER	SO	BB	IBB	HBP	BLK	WP	HR	S	P	ERA	WHIP
Tom Glavine, L ERA: 3.66	(1, 1)	6.0	L	28	5	5	5	7	2	1	0	0	1	1	62	97	7.50	1.167
Sergio Valdez, R ERA: 1.8	(7, 1)	2.0		6	0	0	0	3	1	0	0	0	0	0	15	25	0.00	0.500

PITCHER	IP	WLS	BF	H	R	ER	SO	BB	IBB	HBP	BLK	WP	HR	S	P	ERA	WHIP

AB	28
R	5
H	5
RBI	5
BB	4
SO	10
LOB	9

WP: 1 PB: 0 SB: 1 CS: 0 PA: 34

Atlanta Braves @ Montreal Expos

Olympic Stadium, Montreal, QB

Tue Jul 18 1989, 7:05 PM EDT

Att. 26,259 - Unknown

TOP

livebaseballscorecards.com

Batter	1	2	3	4	5	6	7	8	9	AB	R	H	RBI	BB	SO	LOB
Oddibe McDowell, L (1, 8) OBP: 0.302, SLG: 0.309	C C X 0-2 CS 1B			X 0-0 L6 ①		C B B S B X 3-2 E 3B 1-H 3-H	B C S S 1-3 K ②		B C S X 1-2 P5 ②	5	1	2	2	0	1	2
Tommy Gregg, L (1, 3) OBP: 0.329, SLG: 0.370 Jim Acker, R (7, 1) OBP: 0.250, SLG: 0.250 Derek Lilliquist, L (9, PH) OBP: 0.171, SLG: 0.200 Joe Boever, R (9, 1)	B 1 SAFE 1 SAFE L P B X 3-1 P5 ① ② 1-2			B C C F S 1-3 K ②		C B F B B S 3-3 K ②	B B C F B B 4-2 1B BB 1-2 2-3		B S R R X 1-2 P4 ③	3 0 1 0	0 0 0 0	0 0 0 0	0 0 0 0	1 0 0 0	2 0 0 0	2 0 0 0
Lonnie Smith, R (1, 7) OBP: 0.439, SLG: 0.588	C B B S X 2-2 G3-1 ③			S C X 0-2 F9 ③		S C B F X 1-2 E8 1B 3-H	F F B X 1-2 1B 1-3 2-H 3-H			4	0	2	3	0	0	0
Andres Thomas, R (1, 6) OBP: 0.257, SLG: 0.364		B B X 2-0 G1-6-3 1B			F C B F F X 1-2 G5-3 ①	B C B S S X 2-2 F7 ③	S S B X 1-2 F9 ③			4	0	1	0	0	0	3
Darrell Evans, L (1, 5) OBP: 0.289, SLG: 0.348 (7, 3)	B 1 SAFE S S S 1-3 K ①				C F B X 1-2 P5 ②		B F C X 1-2 1B 1B 1B	B B C B S F B 4-2 G3 BB		3	1	1	0	1	1	1
Dale Murphy, R (1, 9) OBP: 0.300, SLG: 0.328	B C B 1 SAFE B 1 SAFE C X 3-2 G1-6-3 ② ③ 1-2f				B C X 1-1 G5-3 ③		X 0-0 F9 ①	B F F F B S 2-3 K ①		4	0	0	0	0	1	3
Jeff Treadway, L (1, 4) OBP: 0.318, SLG: 0.356		C X 0-1 G1-3 ①				B M X 1-1 F8 ① C X	C X 0-1 1B 1B 1-2	1 SAFE S C B B B X 3-2 G3 ② 1-2		4	1	1	0	0	0	1
John Russell, R (1, 2) OBP: 0.180, SLG: 0.183		F S C 0-3 K ②				X 0-0 1B 3B 2B C X	0-1 BB 1B 1B 1-2 2-H	B S B C S 2-3 K ③		4	2	2	1	0	2	1
Pete Smith, R (1, 1) OBP: 0.214, SLG: 0.200 Paul Assenmacher, L (2, 1) Geronimo Berroa, R (6, PH) OBP: 0.319, SLG: 0.380 Mark Eichhorn, R (6, 1) Jeff Wetherby, L (7, PH) OBP: 0.400, SLG: 0.385 Jeff Blauser, R (7, PH) OBP: 0.293, SLG: 0.404 (7, 5)		C B C S 1-3 K ③				B F C X 1-2 3B 1B 2-3	X 0-0 BB 1B 1B 1-2 2-H		B F B B X 3-1 L5 ①	0 1 1 0 0 2	0 0 1 0 0 1	0 0 1 0 0 1	0 0 0 0 0 1	0 1 0 0 0 0	0 0 0 0 0 0	0 0 0 0 0 0
Inning Stats	R: 0 E: 0 K: 0 S: 9 H: 1 LOB: 0 BB: 0 P: 13	R: 0 E: 0 K: 1 S: 7 H: 1 LOB: 0 BB: 0 P: 13	R: 0 E: 0 K: 2 S: 8 H: 0 LOB: 0 BB: 0 P: 9	R: 0 E: 0 K: 1 S: 8 H: 0 LOB: 0 BB: 0 P: 9	R: 0 E: 0 K: 0 S: 10 H: 0 LOB: 0 BB: 0 P: 13	R: 3 E: 1 K: 1 S: 19 H: 4 LOB: 1 BB: 0 P: 30	R: 4 E: 0 K: 1 S: 20 H: 5 LOB: 2 BB: 1 P: 28	R: 0 E: 0 K: 2 S: 13 H: 0 LOB: 1 BB: 1 P: 24	R: 0 E: 0 K: 0 S: 9 H: 0 LOB: 0 BB: 0 P: 14	1B: 9 2B: 1 3B: 1 HR: 0 SF: 0 SAC: 0 DP: 1 HBP: 0						

	AB	36
	R	7
	H	11
	RBI	7
	BB	2
	SO	8
	LOB	13

WP: 0 PB: 0 SB: 0 CS: 1 PA: 38

PITCHER		IP	WLS	BF	H	R	ER	SO	BB	IBB	HBP	BLK	WP	HR	S	P	ERA	WHIP
Dennis Martinez, R ERA: 3.15	(1, 1)	6.1		26	9	6	6	5	0	0	0	0	0	0	69	96	8.53	1.421
Steve Frey, L ERA: 2.65	(7, 1)	0.1	L	3	1	0	0	1	1	0	0	0	0	0	6	11	0.00	6.000
Andy McGaffigan, R ERA: 3.35	(7, 1)	2.1		9	1	1	1	2	1	0	0	0	0	0	28	46	3.86	0.857

PITCHER	IP	WLS	BF	H	R	ER	SO	BB	IBB	HBP	BLK	WP	HR	S	P	ERA	WHIP

Batter	1	2	3	4	5	6	7	8	9	AB	R	H	RBI	BB	SO	LOB
Dave Martinez, L (1, 8) OBP: 0.335, SLG: 0.415	G4-3	1B 1B 1B 1-2 2-3		F8			G4-3		P6 1-2	5	1	1	0	0	0	1
Tom Foley, L (1, 4) OBP: 0.316, SLG: 0.365	G1-3	K		K2-3			G3		K	5	0	0	0	0	3	5
Andres Galarraga, R (1, 3) OBP: 0.341, SLG: 0.448	G4-3	1B 1B 1-3 2-H 3-H			G5-3		K			4	0	1	2	0	1	0
Tim Raines, S (1, 7) OBP: 0.426, SLG: 0.466		2B 1B 1B			2-0 1B			K		4	1	3	1	0	1	0
Mike Aldrete, L (1, 9) OBP: 0.311, SLG: 0.288		2B 1B 1-2			P5			G1-3		4	1	1	0	0	0	3
Tim Wallach, R (1, 5) OBP: 0.339, SLG: 0.407		2B 2B 1-H 2-H	K		K			1B		4	1	2	2	0	2	1
Mike Fitzgerald, R (1, 2) OBP: 0.344, SLG: 0.392		1B 2B 2-H	K			K		K		4	1	1	1	0	3	1
Jeff Huson, L (1, 6) OBP: 0.286, SLG: 0.333		F7	L1			L1			G3	4	0	0	0	0	0	1
Dennis Martinez, R (1, 1) OBP: 0.220, SLG: 0.152 Steve Frey, R (7, 1) Andy McGaffigan, R (7, 1) OBP: 1.000, SLG: 1.000 Wallace Johnson, S (9, PH) OBP: 0.268, SLG: 0.297 Otis Nixon, S (9, PR) OBP: 0.314, SLG: 0.269		1B 1B BB		F8		G1-3			S BB	2 0 0 0 0	1 0 0 0 0	0 0 0 0 0	0 0 0 0 0	1 0 0 1 0	0 0 0 0 0	0 0 0 0 0
Inning Stats	R: 0 E: 0 K: 0 S: 6 H: 0 LOB: 0 BB: 0 P: 9	R: 6 E: 0 K: 1 S: 31 H: 7 LOB: 2 BB: 1 P: 46	R: 0 E: 0 K: 2 S: 9 H: 0 LOB: 0 BB: 0 P: 15	R: 0 E: 0 K: 1 S: 8 H: 0 LOB: 0 BB: 0 P: 11	R: 0 E: 0 K: 1 S: 7 H: 1 LOB: 1 BB: 0 P: 10	R: 0 E: 0 K: 1 S: 7 H: 0 LOB: 0 BB: 0 P: 8	R: 0 E: 0 K: 1 S: 6 H: 0 LOB: 0 BB: 0 P: 10	R: 0 E: 0 K: 2 S: 11 H: 1 LOB: 1 BB: 0 P: 22	R: 0 E: 0 K: 1 S: 9 H: 0 LOB: 2 BB: 1 P: 14	1B: 7 2B: 2 3B: 0 HR: 0 SF: 0 SAC: 0 DP: 0 HBP: 0						

PITCHER		IP	WLS	BF	H	R	ER	SO	BB	IBB	HBP	BLK	WP	HR	S	P	ERA	WHIP
Pete Smith, R ERA: 5.26	(1, 1)	1.1		10	5	6	6	0	1	0	0	0	0	0	27	42	40.50	4.500
Paul Assenmacher, L ERA: 4.39	(2, 1)	3.2		14	3	0	0	5	0	0	0	0	0	0	34	49	0.00	0.818
Mark Eichhorn, R ERA: 4.63	(6, 1)	1.0	W	3	0	0	0	1	0	0	0	0	0	0	7	8	0.00	0.000
Jim Acker, R ERA: 2.55	(7, 1)	2.0		7	1	0	0	3	0	0	0	0	0	0	17	32	0.00	0.500
Joe Boever, R ERA: 3.02	(9, 1)	1.0	S	4	0	0	0	1	1	0	0	0	0	0	9	14	0.00	1.000

PITCHER	IP	WLS	BF	H	R	ER	SO	BB	IBB	HBP	BLK	WP	HR	S	P	ERA	WHIP

BOTTOM

Atlanta Braves @ Montreal Expos

Olympic Stadium, Montreal, QB

Tue Jul 18 1989, 7:05 PM EDT

Att. 26,259 - Unknown

livebaseballscorecards.com

AB	36
R	6
H	9
RBI	6
BB	2
SO	10
LOB	12

Atlanta Braves @ Montreal Expos

Olympic Stadium, Montreal, QB

Wed Jul 19 1989, 7:05 PM EDT

Att. 20,222 - Unknown

TOP

livebaseballscorecards.com

Batter	1	2	3	4	5	6	7	8	9	10	11	12	AB	R	H	RBI	BB	SO	LOB
Oddibe McDowell, L (1, 8) OBP: 0.306, SLG: 0.311	C B B C F X 3-2 1B SF7 1B	B C B S S S 2-3 ③ K			C M B B C 2-3 ① K		S S B S 1-3 ③ K			X 0-0 1B 1B		B B B C B 4-1 S 1B BB	5	2	2	0	1	3	1
Tommy Gregg, L (1, 3) (5, 7) OBP: 0.335, SLG: 0.375	1 SAFE X 0-0 1-3 1B		B F X 1-1 ① F7		C S F F B X 1-2 ② G4-3			B C C F C 1-3 ① K		1 SAFE X 0-0 1-3 1B		1 SAFE B B B X 2-0 1-H 1B	6	0	3	1	0	1	0
Lonnie Smith, R (1, 7) OBP: 0.438, SLG: 0.586 Jeff Blauser, R (5, 5) OBP: 0.289, SLG: 0.398	F F X 0-2 ① SF7 3-H		S F B B B F B B 4-2 CS BB		F X 0-1 ③ G3-1			B C F B B C 2-3 ② K		F C B B B S 3-3 ③ K		1 SAFE F C C 1 SAFE 1 SAFE S 0-3 ③ K	1 3	0 0	0 0	1 0	1 0	0 3	0 3
Andres Thomas, R (1, 6) OBP: 0.253, SLG: 0.359	X 0-0 ② F9		1 SAFE P B B S X 2-1 ② G6-3 1-2			X 0-0 ① F9		C B S S B X 2-2 ③ F9			S B X 1-1 ① G1-3		5	0	0	0	0	0	2
Darrell Evans, L (1, 5) (5, 3) OBP: 0.280, SLG: 0.336	B B X 2-0 ③ L3			F B X 1-1 ① G4-3		B B F B X 2-1 ② F8			B B B C F X 2-2 ① G4-3		B B C S X 2-2 ② G3		5	0	0	0	0	0	1
Dale Murphy, R (1, 9) OBP: 0.304, SLG: 0.340		F X 0-1 HR		F F F B B B B F X 3-2 ② G5-3		X 0-0 FC6-4 1B			C B F B S 2-3 ② K		S X 0-1 1B		5	1	3	1	0	1	0
Jeff Treadway, L (1, 4) OBP: 0.313, SLG: 0.349		C B X 1-1 ① G6-3		X 0-0 E6 BB		C B 1 SAFE S X 1-2 ③ FC6-4 1-2f			B F F F B C 2-3 ③ K		B X 1-0 ③ F8		5	0	0	0	0	1	2
John Russell, R (1, 2) OBP: 0.194, SLG: 0.183 Bruce Benedict, R (2, PR) (2, 2) OBP: 0.297, SLG: 0.227		C C H 1-2 29 FC3-6 HBP		B B 1 SAFE B C B 4-1 29 FC6 1-2 BB			B X 1-0 ① G6-3			C X 0-1 ① G4-3		C B X 1-1 ① G4-3	0 3	0 0	0 0	0 0	0 1	0 0	0 0
29 John Smoltz, R (1, 1) OBP: 0.240, SLG: 0.273 Jim Acker, R (8, 1) OBP: 0.250, SLG: 0.250 Jeff Wetherby, L (10, PH) OBP: 0.375, SLG: 0.357 Sergio Valdez, R (10, 1) Mark Eichhorn, R (10, 1) Geronimo Berroa, R (12, PH) OBP: 0.316, SLG: 0.376 Joe Boever, R (12, 1)	B B 1 SAFE X 2-0 ② FC3-6 1-2f		C C B X 1-2 ③ FC6 1-2f			B F C S 1-3 ② K			C S B F X 1-2 ② G5-3			B S B S S 2-3 ② K	3 0 1 0 0 0 1 0	0 0 0 0 0 0 0 0	0 0 0 0 0 0 0 0	0 0 0 0 0 0 0 0	1 0 0 0 0 0 1 0	3 0 0 0 0 0 0 0	

Inning Stats	R: 1 E: 0 K: 0 S: 10	H: 2 LOB: 1 BB: 0 P: 15	R: 1 E: 0 K: 1 S: 10	H: 1 LOB: 1 BB: 0 P: 16	R: 0 E: 0 K: 0 S: 8	H: 0 LOB: 0 BB: 1 P: 14	R: 0 E: 1 K: 0 S: 12	H: 0 LOB: 2 BB: 1 P: 21	R: 0 E: 0 K: 1 S: 10	H: 0 LOB: 0 BB: 0 P: 13	R: 0 E: 0 K: 0 S: 7	H: 1 LOB: 1 BB: 0 P: 10	R: 0 E: 0 K: 2 S: 7	H: 0 LOB: 0 BB: 0 P: 10	R: 0 E: 0 K: 2 S: 10	H: 0 LOB: 0 BB: 0 P: 15	R: 0 E: 0 K: 2 S: 11	H: 0 LOB: 0 BB: 0 P: 17	R: 0 E: 0 K: 1 S: 11	H: 2 LOB: 2 BB: 0 P: 15	R: 0 E: 0 K: 0 S: 8	H: 1 LOB: 1 BB: 0 P: 12	R: 1 E: 0 K: 2 S: 10	H: 1 LOB: 1 BB: 1 P: 19

	1B: 7	SF: 1
	2B: 0	SAC: 0
	3B: 0	DP: 0
	HR: 1	HBP: 1

WP: 0	PA: 48
PB: 0	
SB: 1	
CS: 1	

PITCHER		IP	WLS	BF	H	R	ER	SO	BB	IBB	HBP	BLK	WP	HR	S	P	ERA	WHIP
Bryn Smith, R ERA: 2.07	(1, 1)	7.0		28	4	2	2	4	2	0	1	0	0	1	64	99	2.57	0.857
Zane Smith, L ERA: 4.07	(8, 1)	0.0		0	0	0	0	0	0	0	0	0	0	0	0	0	∞	∞
Tim Burke, R ERA: 2.57	(10, 1)	2.0		9	3	0	0	1	0	0	0	0	0	0	19	27	0.00	1.500
Joe Hesketh, L ERA: 7.06	(12, 1)	1.0	L	5	1	1	1	2	1	0	0	0	0	0	10	19	9.00	2.000

PITCHER		IP	WLS	BF	H	R	ER	SO	BB	IBB	HBP	BLK	WP	HR	S	P	ERA	WHIP

AB	43
R	3
H	8
RBI	3
BB	3
SO	11
LOB	12

Batter	1	2	3	4	5	6	7	8	9	10	11	12	AB	R	H	RBI	BB	SO	LOB
Dave Martinez, L (1, 8) OBP: 0.335, SLG: 0.422	G1-3		K		F8		SF7 3B			1-1 BB SH3-4 1B		P6	6	1	2	0	0	1	1
Tom Foley, L (1, 4) OBP: 0.314, SLG: 0.368	G4-3		1-0 1-3 2B		K		SF7 3-H			2-0 SH3-4 1-2		K	4	0	1	1	0	2	0
Andres Galarraga, R (1, 3) OBP: 0.338, SLG: 0.442	G1-3		1-0 SF8 3-H		K		G4-3			4-0 BB IBB		K	4	0	0	1	1	2	0
Tim Raines, S (1, 7) OBP: 0.423, SLG: 0.460		G6-3	G4-3			P6		G6-3		4-0 1-2 2-3 BB			4	0	0	0	1	0	1
Mike Aldrete, L (1, 9) OBP: 0.323, SLG: 0.306		4-0 G5-3 1B BB		0-0 2B		2-2 1B		G4-3		0-3 K			4	0	2	0	1	1	3
Tim Wallach, R (1, 5) OBP: 0.337, SLG: 0.404		1-1 G5-3 1-2 1B		K2-3		F7		K2-3		G1-3			5	0	1	0	0	2	5
Mike Fitzgerald, R (1, 2) OBP: 0.346, SLG: 0.389		G5-3 1-2 2-3		BB		1-2 1B			P6		G4-3		4	0	1	0	1	0	2
Jeff Huson, L (1, 6) OBP: 0.167, SLG: 0.182		K2-3		K		F8			G5-3		G4-3		5	0	0	0	0	2	6
Bryn Smith, R (1, 1) OBP: 0.174, SLG: 0.119			2B SF8 BB				G3		K		K		1	1	0	0	1	1	2
Wallace Johnson, S (7, PH) OBP: 0.264, SLG: 0.292													1	0	0	0	0	0	0
Zane Smith, L (8, 1) OBP: 0.179, SLG: 0.179													0	0	0	0	0	0	0
Hubie Brooks, R (9, PH) OBP: 0.307, SLG: 0.374													1	0	0	0	0	1	0
Tim Burke, R (10, 1)													0	0	0	0	0	0	0
Damaso Garcia, R (11, PH) OBP: 0.282, SLG: 0.310													1	0	0	0	0	1	0
Joe Hesketh, R (12, 1) OBP: 1.000, SLG: 1.000													0	0	0	0	0	0	0
Inning Stats	R: 0 H: 0 E: 0 LOB: 0 K: 0 BB: 0 S: 6 P: 9	R: 0 H: 1 E: 0 LOB: 2 K: 1 BB: 1 S: 11 P: 20	R: 1 H: 1 E: 0 LOB: 1 K: 1 BB: 1 S: 7 P: 15	R: 0 H: 1 E: 0 LOB: 2 K: 3 BB: 1 S: 12 P: 19	R: 0 H: 0 E: 0 LOB: 0 K: 2 BB: 0 S: 8 P: 14	R: 0 H: 2 E: 0 LOB: 2 K: 0 BB: 0 S: 13 P: 22	R: 1 H: 1 E: 0 LOB: 0 K: 0 BB: 0 S: 11 P: 17	R: 0 H: 0 E: 0 LOB: 0 K: 1 BB: 0 S: 9 P: 15	R: 0 H: 0 E: 0 LOB: 0 K: 1 BB: 0 S: 6 P: 12	R: 0 H: 1 E: 0 LOB: 3 K: 1 BB: 2 S: 8 P: 20	R: 0 H: 0 E: 0 LOB: 0 K: 1 BB: 0 S: 8 P: 14	R: 0 H: 0 E: 0 LOB: 0 K: 2 BB: 0 S: 7 P: 10	1B: 4 SF: 2 2B: 2 SAC: 1 3B: 1 DP: 0 HR: 0 HBP: 0						

PITCHER		IP	WLS	BF	H	R	ER	SO	BB	IBB	HBP	BLK	WP	HR	S	P	ERA	WHIP
29 John Smoltz, R ERA: 2.13	(1, 1)	7.0		30	6	2	2	7	3	0	0	0	0	0	68	116	2.57	1.286
Jim Acker, R ERA: 2.48	(8, 1)	2.0		6	0	0	0	2	0	0	0	0	0	0	15	27	0.00	0.000
Sergio Valdez, R ERA: 1.69	(10, 1)	0.2		5	1	0	0	1	1	1	0	0	0	0	7	18	0.00	3.000
Mark Eichhorn, R ERA: 4.38	(10, 1)	1.1	W	4	0	0	0	1	0	0	0	0	0	0	9	16	0.00	0.000
Joe Boever, R ERA: 2.96	(12, 1)	1.0	S	3	0	0	0	2	0	0	0	0	0	0	7	10	0.00	0.000

PITCHER	IP	WLS	BF	H	R	ER	SO	BB	IBB	HBP	BLK	WP	HR	S	P	ERA	WHIP

BOTTOM

Atlanta Braves @ Montreal Expos

Olympic Stadium, Montreal, QB

Wed Jul 19 1989, 7:05 PM EDT

Att. 20,222 - Unknown

livebaseballscorecards.com

AB	40
R	2
H	7
RBI	2
BB	5
SO	13
LOB	20

WP: 0	PA: 48		
PB: 0			
SB: 0			
CS: 0			

Cincinnati Reds @ Montreal Expos

Olympic Stadium, Montreal, QB

Thu Jul 20 1989, 7:05 PM EDT

Att. 24,009 - Unknown

TOP

livebaseballscorecards.com

Batter	1	2	3	4	5	6	7	8	9	AB	R	H	RBI	BB	SO	LOB
Mariano Duncan, R (1, 6) OBP: 0.242, SLG: 0.301	C S B C 1-3 ① K		S S B S 1-3 ② K		B X 1-0 ③ L9		F S F S 0-3 ③ K			4	0	0	0	0	3	2
Todd Benzinger, S (1, 3) OBP: 0.299, SLG: 0.381	B B X 2-0 HR		C X 0-1 ③ G3-1			F B B B B 4-1 BB		B X 1-0 ① P4		3	1	1	1	1	0	0
Eric Davis, R (1, 8) OBP: 0.352, SLG: 0.508	B C C F B F S 2-3 ② K			B C X 1-1 S BLK 1B		B S X 1-1 ① F4		S X 0-1 ② P4		4	0	1	0	0	1	1
Rolando Roomes, R (1, 7) OBP: 0.305, SLG: 0.472	B F B S S 2-3 ③ K			F 1 SAFE 1 SAFE 1 SAFE B F S 1-3 ① K		S S B B X 2-2 ② P4		S B X 1-1 ③ G6-3		4	0	0	0	0	2	2
Paul O'Neill, L (1, 9) OBP: 0.354, SLG: 0.470		B B X 2-0 ① G6-3		C S S 0-3 ② K		X 0-0 ③ F7			X 0-0 ① G6-3	3	0	0	0	0	1	2
Joel Youngblood, R (7, 9) OBP: 0.321, SLG: 0.356										1	0	0	0	0	0	0
Joe Oliver, R (1, 2) OBP: 0.278, SLG: 0.250		S C S 0-3 K		F B B B B 4-1 BB			F F B B C 2-3 ① K		B F C B X 2-2 1B	3	0	1	0	1	2	0
Luis Quinones, S (1, 4) OBP: 0.281, SLG: 0.427		C B B B X 3-1 ② F7		B S C F C 1-3 ③ K			B F B B B 4-1 1B BB		B X 1-0 ② F8	3	0	0	0	1	1	4
Marty Brown, R (1, 5) OBP: 0.242, SLG: 0.207		B S C C 1-3 ③ K			B F B B C C 3-3 ① K		B B B C F F S 3-3 ② K		X 0-0 ③ F4	4	0	0	0	0	3	3
Rick Mahler, R (1, 1) OBP: 0.241, SLG: 0.235			B X 1-0 ① P3		B X 1-0 ② L9		B B C X 2-1 1-2 1B			2	0	0	0	0	0	0
Jeff Richardson, R (7, PH) OBP: 0.222, SLG: 0.176										1	0	1	0	0	0	0
Scott Scudder, R (7, 1) OBP: 0.273, SLG: 0.111										0	0	0	0	0	0	0

	AB	32
	R	1
	H	4
	RBI	1
	BB	3
	SO	13
	LOB	14

Inning Stats																																		
	R: 1	E: 0	K: 3	S: 12	H: 1	LOB: 0	BB: 0	P: 19	R: 0	E: 0	K: 2	S: 9	H: 0	LOB: 1	BB: 0	P: 15	R: 0	E: 0	K: 1	S: 6	H: 0	LOB: 0	BB: 0	P: 8	R: 0	E: 0	K: 3	S: 13	H: 1	LOB: 2	BB: 1	P: 20	R: 0	E: 0	K: 1	S: 5	H: 0	LOB: 0	BB: 0	P: 10
	R: 0	E: 0	K: 0	S: 7	H: 0	LOB: 1	BB: 1	P: 14	R: 0	E: 0	K: 3	S: 15	H: 1	LOB: 2	BB: 1	P: 26	R: 0	E: 0	K: 0	S: 5	H: 0	LOB: 0	BB: 0	P: 7	R: 0	E: 0	K: 0	S: 6	H: 1	LOB: 1	BB: 0	P: 9	1B: 3	2B: 0	3B: 0	HR: 1	SF: 0	SAC: 0	DP: 0	HBP: 0	WP: 1	PB: 0	SB: 1	CS: 0	PA: 35

PITCHER	IP	WLS	BF	H	R	ER	SO	BB	IBB	HBP	BLK	WP	HR	S	P	ERA	WHIP
Mark Langston, L (1, 1) ERA: 2.83	9.0	W	35	4	1	1	13	3	0	0	1	1	1	78	128	1.00	0.778

PITCHER	IP	WLS	BF	H	R	ER	SO	BB	IBB	HBP	BLK	WP	HR	S	P	ERA	WHIP

Batter	1	2	3	4	5	6	7	8	9	AB	R	H	RBI	BB	SO	LOB
Dave Martinez, L (1, 8) (9, 9) OBP: 0.329, SLG: 0.414	F7		K		G3-1		G6-3			4	0	0	0	0	1	2
Tom Foley, L (1, 4) OBP: 0.313, SLG: 0.363	G3-1			1B HBP	P6			P2		3	1	0	0	0	0	0
Andres Galarraga, R (1, 3) OBP: 0.337, SLG: 0.440	G4-3			1B 1-3 2B		K		G6-3		4	1	1	0	0	1	0
Tim Raines, S (1, 7) OBP: 0.424, SLG: 0.460		G1-3		2B 1-3 3-H 1B		FC6-4 1B		F7		4	1	2	1	0	0	0
Hubie Brooks, R (1, 9) OBP: 0.307, SLG: 0.377		F7		1B 1-3 3-H 2B		C 1 SAFE P FBX FC6-4 1-2f				3	1	1	1	0	0	1
Otis Nixon, S (9, 8) OBP: 0.314, SLG: 0.269										0	0	0	0	0	0	0
Tim Wallach, R (1, 5) OBP: 0.337, SLG: 0.403		G6-3		G4-6-3 2-H 3-H 1B		K				3	0	1	2	0	1	1
Nelson Santovenia, R (1, 2) OBP: 0.337, SLG: 0.400			G5-3	F9			G5-3			3	0	0	0	0	0	1
Jeff Huson, L (1, 6) OBP: 0.267, SLG: 0.357			2B	G4-6-3 1-2f			S 1B			3	0	2	0	0	0	1
Mark Langston, R (1, 1) OBP: 0.235, SLG: 0.303			K		B1-3		M 1 SAFE B 1 SAFE SBS K 1-2			3	0	0	0	0	2	2
Inning Stats	R: 0 E: 0 K: 0 S: 6 H: 0 LOB: 0 BB: 0 P: 10	R: 0 E: 0 K: 0 S: 8 H: 0 LOB: 0 BB: 0 P: 10	R: 0 E: 0 K: 2 S: 9 H: 1 LOB: 1 BB: 0 P: 13	R: 4 E: 0 K: 0 S: 10 H: 4 LOB: 0 BB: 0 P: 15	R: 0 E: 0 K: 0 S: 4 H: 0 LOB: 0 BB: 0 P: 4	R: 0 E: 1 K: 2 S: 11 H: 1 LOB: 1 BB: 0 P: 16	R: 0 E: 0 K: 1 S: 12 H: 1 LOB: 1 BB: 0 P: 17	R: 0 E: 0 K: 0 S: 4 H: 0 LOB: 0 BB: 0 P: 9		1B: 5 2B: 2 3B: 0 HR: 0	SF: 0 SAC: 0 DP: 1 HBP: 1					

PITCHER	IP	WLS	BF	H	R	ER	SO	BB	IBB	HBP	BLK	WP	HR	S	P	ERA	WHIP
Rick Mahler, R (1, 1) ERA: 3.23	6.0	L	24	6	4	4	4	0	0	1	0	0	0	48	68	6.00	1.000
Scott Scudder, R (7, 1) ERA: 3.93	2.0		7	1	0	0	1	0	0	0	0	0	0	16	26	0.00	0.500

PITCHER	IP	WLS	BF	H	R	ER	SO	BB	IBB	HBP	BLK	WP	HR	S	P	ERA	WHIP

BOTTOM

Cincinnati Reds @ Montreal Expos

Olympic Stadium, Montreal, QB

Thu Jul 20 1989, 7:05 PM EDT

Att. 24,009 - Unknown

livebaseballscorecards.com

AB	30
R	4
H	7
RBI	4
BB	0
SO	5
LOB	8

Cincinnati Reds @ Montreal Expos

Olympic Stadium, Montreal, QB

Fri Jul 21 1989, 7:05 PM EDT

Att. 23,587 - Unknown

TOP

livebaseballscorecards.com

Batter	1	2	3	4	5	6	7	8	9	AB	R	H	RBI	BB	SO	LOB
Herm Winningham, L (1, 9) OBP: 0.324, SLG: 0.343	K		BB, 1B 1B		G4-3			G4-3		4	0	1	0	0	1	0
Mariano Duncan, R (1, 6) OBP: 0.253, SLG: 0.309	F8		BB 1-2 1B			L6		1B		4	0	2	0	0	0	0
Eric Davis, R (1, 8) OBP: 0.354, SLG: 0.518	HR		1-2 2-3 BB			K		P5		3	1	1	1	1	1	1
Ken Griffey, L (1, 7) OBP: 0.343, SLG: 0.400	F7		G4-3			3B		F9		4	0	1	0	0	0	4
Todd Benzinger, S (1, 3) OBP: 0.296, SLG: 0.377		G6-3		P5		P6			F8	4	0	0	0	0	0	1
Jeff Reed, L (1, 2) OBP: 0.276, SLG: 0.283		G4-3 1B		L4			P4		G4-3	4	0	1	0	0	0	0
Ron Oester, S (1, 4) OBP: 0.252, SLG: 0.240		G4-3 1-2f		K			1B		G6-3	4	0	1	0	0	1	1
Jeff Richardson, R (1, 5) OBP: 0.190, SLG: 0.150			F7		F8			K		3	0	0	0	0	1	1
Tim Leary, R (1, 1) OBP: 0.057, SLG: 0.057			K		K			K		2	0	0	0	0	2	0
Scotti Madison, S (7, PH)										1	0	0	0	0	1	1
Norm Charlton, S (7, 1)										0	0	0	0	0	0	0
Inning Stats	R: 1 E: 0 K: 1 S: 9 H: 1 LOB: 0 BB: 0 P: 13	R: 0 E: 0 K: 0 S: 6 H: 1 LOB: 0 BB: 0 P: 10	R: 0 E: 0 K: 1 S: 16 H: 2 LOB: 3 BB: 1 P: 25	R: 0 E: 0 K: 1 S: 10 H: 0 LOB: 0 BB: 0 P: 13	R: 0 E: 0 K: 1 S: 6 H: 0 LOB: 0 BB: 0 P: 11	R: 0 E: 0 K: 1 S: 10 H: 1 LOB: 1 BB: 0 P: 17	R: 0 E: 0 K: 2 S: 16 H: 1 LOB: 1 BB: 0 P: 26	R: 0 E: 0 K: 0 S: 6 H: 1 LOB: 1 BB: 0 P: 9	R: 0 E: 0 K: 0 S: 7 H: 0 LOB: 0 BB: 0 P: 9	1B: 5 2B: 0 3B: 1 HR: 1 SF: 0 SAC: 0 DP: 1 HBP: 0						

	AB	33
	R	1
	H	7
	RBI	1
	BB	1
	SO	7
	LOB	9

PITCHER		IP	WLS	BF	H	R	ER	SO	BB	IBB	HBP	BLK	WP	HR	S	P	ERA	WHIP
Kevin Gross, R ERA: 4.56	(1, 1)	7.0	W	27	6	1	1	7	1	0	0	0	0	1	73	115	1.29	1.000
Tim Burke, R ERA: 2.48	(8, 1)	2.0	S	7	1	0	0	0	0	0	0	0	0	0	13	18	0.00	0.500

PITCHER		IP	WLS	BF	H	R	ER	SO	BB	IBB	HBP	BLK	WP	HR	S	P	ERA	WHIP

WP: 0 PA: 34
PB: 0
SB: 0
CS: 0

Cincinnati Reds @ Montreal Expos

Olympic Stadium, Montreal, QB

Fri Jul 21 1989, 7:05 PM EDT

Att. 23,587 - Unknown

BOTTOM

Batter	1	2	3	4	5	6	7	8	9	AB	R	H	RBI	BB	SO	LOB
Dave Martinez, L (1, 8) (9, 9) OBP: 0.332, SLG: 0.416	F B F B F X 2-2 1B 1B 1B		B C L X 1-2 WP S 1B		B X 1-0 ① L4		C B X 1-1 ② FC6-5 S E 2-3			4	2	2	0	0	0	1
Tom Foley, L (1, 4) OBP: 0.312, SLG: 0.362	X 0-0 1B 1-3 1B		B C B S S 2-3 ② K 1-2		X 0-0 ② G3		F C B F F S 1-3 ③ K 1-H			4	0	1	0	0	2	1
Andres Galarraga, R (1, 3) OBP: 0.339, SLG: 0.439	B X 1-0 G6-4-3 1-2 3-H 1B		B B B S S C 3-3 ③ K 2-3		X 0-0 ③ G6-3			B F B B C B 4-2 L4-3 BB		3	0	1	1	1	1	1
Tim Raines, S (1, 7) OBP: 0.424, SLG: 0.459	X 0-0 ① P5			B B X 2-0 F7 BB G6-3 1B		B B B B 4-0 G5-3 WP BB		F X 0-1 ① ② L4-3 1-2		3	1	1	0	1	0	3
Hubie Brooks, R (1, 9) OBP: 0.310, SLG: 0.377	B X 1-0 ② ③ G6-4-3 1-2f			B B B B 4-0 G6-3 F7 1-2 BB		C S F S 0-3 ① K 1-2		S B X 1-1 1B		3	0	1	0	1	1	3
Otis Nixon, S (8, PR) (9, 8) OBP: 0.314, SLG: 0.269										0	0	0	0	0	0	0
Tim Wallach, R (1, 5) OBP: 0.333, SLG: 0.398		C S B B X 2-2 ① G6-3		S S B F B X 2-2 ① F7 1-2 2-3		X 0-0 ② G5-3 2-3		X 0-0 ③ F8		4	0	0	0	0	0	4
Nelson Santovenia, R (1, 2) OBP: 0.337, SLG: 0.399		S B F B B F F F X 2-2 G5-4-3 1B		C X 0-1 ② G6-3 2-3 3-H		F F B F F S 1-3 ③ K				3	0	1	1	0	1	2
Jeff Huson, L (1, 6) OBP: 0.278, SLG: 0.313		X 0-0 ② ③ G5-4-3 1-2f		4-0 S IBB			X 0-0 ① B1-3			2	0	0	0	1	0	1
Kevin Gross, R (1, 1) OBP: 0.222, SLG: 0.146			X 0-0 ① G6-3	S S S 0-3 ③ K 1-2			C B B B C F X 3-2 FC6-5 2B			2	0	0	0	0	1	2
Damaso Garcia, R (7, PH) OBP: 0.297, SLG: 0.323										1	0	1	0	0	0	0
Tim Burke, R (8, 1)										0	0	0	0	0	0	0
Inning Stats	R: 1 E: 0 K: 0 S: 8 H: 3 LOB: 1 BB: 0 P: 12	R: 0 E: 0 K: 0 S: 10 H: 1 LOB: 0 BB: 0 P: 14	R: 0 E: 0 K: 2 S: 10 H: 1 LOB: 1 BB: 0 P: 16	R: 1 E: 0 K: 1 S: 10 H: 1 LOB: 2 BB: 2 P: 22	R: 0 E: 0 K: 0 S: 3 H: 0 LOB: 0 BB: 0 P: 4	R: 0 E: 0 K: 2 S: 10 H: 0 LOB: 1 BB: 1 P: 15	R: 1 E: 0 K: 1 S: 12 H: 1 LOB: 0 BB: 0 P: 17	R: 0 E: 0 K: 0 S: 7 H: 1 LOB: 1 BB: 1 P: 12		1B: 7 2B: 2 3B: 0 HR: 0	SF: 0 SAC: 0 DP: 3 HBP: 0					

livebaseballscorecards.com

AB	29
R	3
H	8
RBI	2
BB	4
SO	6
LOB	18

WP: 2 PB: 0 SB: 3 CS: 0 PA: 33

PITCHER		IP	WLS	BF	H	R	ER	SO	BB	IBB	HBP	BLK	WP	HR	S	P	ERA	WHIP
Tim Leary, R	(1, 1)	6.0	L	25	6	2	2	5	2	1	0	0	2	0	51	83	3.00	1.333
ERA: 3.36																		
Norm Charlton, L	(7, 1)	2.0		8	2	1	0	1	1	0	0	0	0	0	19	29	0.00	1.500
ERA: 3.48																		

PITCHER	IP	WLS	BF	H	R	ER	SO	BB	IBB	HBP	BLK	WP	HR	S	P	ERA	WHIP

Batter	1	2	3	4	5	6	7	8	9	AB	R	H	RBI	BB	SO	LOB
Herm Winningham, L (1, 9) OBP: 0.310, SLG: 0.327	G6-3		L8		G3-1		K		L9	5	0	0	0	0	1	5
Mariano Duncan, R (1, 6) OBP: 0.262, SLG: 0.327	F8		E 2B			FC3-2 1B			F9	4	1	2	1	0	0	0
Eric Davis, R (1, 8) OBP: 0.349, SLG: 0.510	K		E6			F8			K	4	0	0	0	0	2	1
Ken Griffey, L (1, 7) OBP: 0.336, SLG: 0.391		F9	G3-4-3			FC3-2		CS 1B		3	0	0	0	0	0	2
Rolando Roomes, R (8, PH) OBP: 0.309, SLG: 0.476										1	0	1	0	0	0	0
(8, 7)																
Todd Benzinger, S (1, 3) OBP: 0.296, SLG: 0.375		K		F8		G1-3		CS	E 2B 1B	4	1	1	0	0	1	1
Scotti Madison, S (1, 5)		F8		F8			G4-3		E1 2B 1B	3	0	0	0	0	0	0
Jeff Richardson, R (9, PH) OBP: 0.227, SLG: 0.190										1	1	1	0	0	0	0
(9, 5)																
Jeff Reed, L (1, 2) OBP: 0.280, SLG: 0.297			2B 2B	G5-3			K		2B	4	1	2	2	0	1	0
Ron Oester, S (1, 4) OBP: 0.251, SLG: 0.235			K		L9		WP 1B BB		K	3	0	0	0	1	2	2
Ron Robinson, R (1, 1) OBP: 0.500, SLG: 0.333			2B E BB		K		1-2 1B		K	2	1	1	0	1	1	0
John Franco, L (7, 1)										1	0	0	0	0	1	1
Inning Stats	R: 0 E: 0 K: 1 S: 8 H: 0 LOB: 0 BB: 0 P: 12	R: 0 E: 0 K: 1 S: 6 H: 0 LOB: 0 BB: 0 P: 7	R: 3 E: 1 K: 1 S: 16 H: 2 LOB: 1 BB: 1 P: 30	R: 0 E: 0 K: 0 S: 6 H: 0 LOB: 0 BB: 0 P: 8	R: 0 E: 0 K: 1 S: 8 H: 0 LOB: 0 BB: 0 P: 10	R: 0 E: 0 K: 0 S: 9 H: 1 LOB: 1 BB: 0 P: 12	R: 0 E: 0 K: 2 S: 11 H: 1 LOB: 2 BB: 1 P: 17	R: 0 E: 0 K: 1 S: 8 H: 1 LOB: 0 BB: 0 P: 14	R: 2 E: 1 K: 2 S: 15 H: 3 LOB: 1 BB: 0 P: 23	1B: 5 2B: 3 3B: 0 HR: 0 SF: 0 SAC: 0 DP: 0 HBP: 0							

TOP

Cincinnati Reds @ Montreal Expos

Olympic Stadium, Montreal, QB

Sat Jul 22 1989, 3:33 AM EDT

Att. 28,278 - Unknown

livebaseballscorecards.com

AB	35
R	5
H	8
RBI	3
BB	2
SO	9
LOB	12

WP: 1 PB: 0 SB: 1 CS: 1 PA: 38

PITCHER	IP	WLS	BF	H	R	ER	SO	BB	IBB	HBP	BLK	WP	HR	S	P	ERA	WHIP
Pascual Perez, R (1, 1) ERA: 4.01	7.0		28	4	3	1	6	2	0	0	0	1	0	64	96	1.29	0.857
Joe Hesketh, L (8, 1) ERA: 7.12	1.0		6	4	2	1	1	0	0	0	0	0	0	13	22	9.00	4.000
Andy McGaffigan, R (9, 1) ERA: 3.29	1.0	W	3	0	0	0	2	0	0	0	0	0	0	10	15	0.00	0.000

PITCHER	IP	WLS	BF	H	R	ER	SO	BB	IBB	HBP	BLK	WP	HR	S	P	ERA	WHIP

Cincinnati Reds @ Montreal Expos

Olympic Stadium, Montreal, QB

Sat Jul 22 1989, 3:33 AM EDT

Att. 28,278 - Unknown

BOTTOM

Batter	1	2	3	4	5	6	7	8	9	AB	R	H	RBI	BB	SO	LOB
Dave Martinez, L (1, 8) OBP: 0.328, SLG: 0.410	B X 1-0 G4-3 ①		C S B S 1-3 K ①		B C B F X 2-2 G1-3 ②		B X 1-0 G6-3 ③		1 SAFE L X 0-1 SH2-4 1-2 ①	3	0	0	0	0	1	0
Otis Nixon, S (7, PH) (8, 8) OBP: 0.313, SLG: 0.268										1	0	0	0	0	0	0
Tom Foley, L (1, 4) OBP: 0.312, SLG: 0.361	C F B X 1-2 F9 ②		F X 0-1 1B		F C X 0-2 G4-3 ③			C B B F C 2-3 K ①	X 0-0 2-H HR	3	0	1	0	0	0	0
Damaso Garcia, R (8, PH) OBP: 0.300, SLG: 0.349										2	1	1	2	0	1	0
Andres Galarraga, R (1, 3) OBP: 0.338, SLG: 0.440	B B F S B S 3-3 K ③		F B C B S 2-3 K ②			C B X 1-1 G6-3 ①		C B X 1-1 2B		4	0	1	0	0	2	1
Tim Raines, S (1, 7) OBP: 0.422, SLG: 0.454		C B F B B B 4-2 BB 1B BB	C X 0-1 F8 ③			C B F X 1-2 L7 ②		B B C S X 2-2 L7 ②		3	0	0	0	1	0	2
Hubie Brooks, R (1, 9) OBP: 0.312, SLG: 0.376		C B S F F S 1-3 K ①		B B S F B B 4-2 WP BB		F B S B B B F F X 3-2 1B		B F F B X 2-2 G5-3 ③		3	0	1	0	1	1	2
Tim Wallach, R (1, 5) OBP: 0.335, SLG: 0.399		X 0-0 1-2 BB 1B		C F S 0-3 K ①		X 0-0 L6 ③			X 0-0 HR 1B	4	1	2	0	0	1	2
Nelson Santovenia, R (1, 2) OBP: 0.340, SLG: 0.419		C C B B X 2-2 F8 ②		S C B F F B X 2-2 1-2 F7 ②			B C X 1-1 HR		C X 0-1 1-2 HR 1B	4	2	2	1	0	0	3
Jeff Huson, L (1, 6) OBP: 0.333, SLG: 0.333		B B B 4-0 1-2 2-3 FC4-6 BB		B B C B X 3-1 F7 ③			L X 0-1 G1-6-3 1B		B B X 2-0 1-H 2-H HR	2	0	1	0	1	0	1
Rex Hudler, R (9, PH) OBP: 0.309, SLG: 0.484										1	1	1	3	0	0	0
Pascual Perez, R (1, 1) OBP: 0.235, SLG: 0.281	C X 0-1 1-2f FC4-6 ③				C S B B C 2-3 K ①		B X 1-0 1-2f G1-6-3 ① ②		B B B B C C B 4-2 HR SH2-4 BB	2	0	0	0	0	1	3
Wallace Johnson, S (7, PH) OBP: 0.260, SLG: 0.288										1	0	0	0	0	0	1
Joe Hesketh, R (8, 1) OBP: 1.000, SLG: 1.000										0	0	0	0	0	0	0
Andy McGaffigan, R (9, 1) OBP: 1.000, SLG: 1.000										0	0	0	0	0	0	0
Mike Fitzgerald, R (9, PH) OBP: 0.349, SLG: 0.389										0	1	0	0	1	0	0
Inning Stats	R: 0 E: 0 K: 1 S: 7 H: 0 LOB: 0 P: 12	R: 0 E: 0 K: 1 S: 13 H: 1 LOB: 3 BB: 2 P: 24	R: 0 E: 0 K: 2 S: 10 H: 1 LOB: 1 BB: 0 P: 13	R: 0 E: 0 K: 1 S: 13 H: 0 LOB: 1 BB: 1 P: 22	R: 0 E: 0 K: 1 S: 9 H: 0 LOB: 0 BB: 0 P: 13	R: 0 E: 0 K: 0 S: 11 H: 1 LOB: 1 BB: 0 P: 16	R: 1 E: 0 K: 0 S: 6 H: 2 LOB: 0 BB: 0 P: 9	R: 0 E: 0 K: 1 S: 11 H: 1 LOB: 1 BB: 0 P: 18	R: 5 E: 0 K: 0 S: 9 H: 4 LOB: 0 BB: 1 P: 15	1B: 6 2B: 1 3B: 0 HR: 3	SF: 0 SAC: 1 DP: 1 HBP: 0						

livebaseballscorecards.com

AB	33
R	6
H	10
RBI	6
BB	4
SO	7
LOB	15

PITCHER		IP	WLS	BF	H	R	ER	SO	BB	IBB	HBP	BLK	WP	HR	S	P	ERA	WHIP	PITCHER	IP	WLS	BF	H	R	ER	SO	BB	IBB	HBP	BLK	WP	HR	S	P	ERA	WHIP
Ron Robinson, R ERA: 2.45	(1, 1)	6.0		26	5	1	1	6	3	0	0	0	1	1	67	105	1.50	1.333																	
John Franco, L ERA: 2.47	(7, 1)	2.1	L	12	5	5	5	1	1	0	0	0	0	2	22	37	19.29	2.571																	

WP: 1	PA: 38		
PB: 0			
SB: 0			
CS: 0			

Batter	1	2	3	4	5	6	7	8	9	AB	R	H	RBI	BB	SO	LOB
Herm Winningham, L (1, 8) OBP: 0.302, SLG: 0.318	B F S C 1-3 ① K	S B C X 1-2 ③ G4-3		C C B S 1-3 ③ K		X 0-0 ② F9		B C X 1-1 ③ P4		3	0	0	0	0	2	4
Joel Youngblood, R (6, PH) OBP: 0.314, SLG: 0.347 (6, 9)										2	0	0	0	0	0	1
Mariano Duncan, R (1, 6) OBP: 0.269, SLG: 0.324	B S X 1-1 ② F8		S F S 0-3 ① K		L X 0-1 ① F8	F B B F B B 4-2 1B 1-2 BB			C X 0-1 FC6-4 1B	4	0	1	0	1	1	0
Rolando Roomes, R (1, 9) OBP: 0.318, SLG: 0.480 (6, 8)	C B B F X 2-2 E6 WP HR 1B		F B B S 2-3 ② K		B X 1-0 1B 1B	B S C B X 2-2 1-2 2-3 1B			B S X 1-1 ① FC6-4 WP 1-2f SF8	5	2	3	0	0	1	1
Ken Griffey, L (1, 7) OBP: 0.345, SLG: 0.439	B C B C X 2-2 2-H HR	B C C F X 1-2 HR			F B B 1 SAFE 1 SAFE F 1 SAFE 1 SAFE 1 SAFE 2-3 C ② K	F B F B X 2-2 ③ G6-3			B B B B 4-0 2-3 BB	4	2	2	3	1	1	4
Todd Benzinger, S (1, 3) OBP: 0.295, SLG: 0.374	X 0-0 ③ F8	C F X 0-2 ③ G6-3			X 0-0 BB 1-3 1B		B F X 1-1 ① G5-3		X 0-0 ② SF8 3-H	4	0	1	1	0	0	0
Scotti Madison, S (1, 5) OBP: 0.333, SLG: 0.250		B F X 1-1 G3 BB 1B		X 0-0 1B CS 1B	B B B 4-0 1-2 BB		B B X 2-0 ② G4-3		X 0-0 ③ P4	4	0	2	0	1	0	1
Jeff Reed, L (1, 2) OBP: 0.286, SLG: 0.299		B P C B B 4-1 G3 1-2 BB		1 SAFE C 1 SAFE B 1 SAFE B 1 SAFE 1 SAFE S 2-2 X FC3-6 1-3 1B	C C F B B F B X 3-2 ③ P5	S B X 1-1 ③ F9				2	0	1	0	1	0	3
Scott Scudder, R (5, 1) OBP: 0.273, SLG: 0.111										0	0	0	0	0	0	0
Jeff Richardson, R (7, PH) OBP: 0.217, SLG: 0.182										1	0	0	0	0	0	0
Tim Birtsas, L (7, 1) OBP: 0.500, SLG: 2.000										0	0	0	0	0	0	0
Ron Oester, S (1, 4) OBP: 0.249, SLG: 0.232		B X 1-0 ① G3 1-2 2-3		C C B 1 SAFE B X 2-2 ① FC3-6 1-2f		C B F B B C 2-3 ① K		B X 1-0 ① F8		2	0	0	0	0	0	4
Luis Quinones, S (6, PH) OBP: 0.276, SLG: 0.419 (6, 4)										2	0	0	0	0	1	0
Danny Jackson, R (1, 1) OBP: 0.222, SLG: 0.250		B B C X 2-1 ② G3		1 SAFE C M S 0-3 ② K		B B S B X 3-1 1B BB 1B		X 0-0 ② F9		2	0	0	0	0	1	4
Bob Sebra, R (5, 1)										0	0	0	0	0	0	0
Joe Oliver, R (5, 2) OBP: 0.300, SLG: 0.278										2	0	1	0	0	0	0
Inning Stats	R: 2 E: 1 K: 1 S: 12 H: 2 LOB: 0 BB: 0 P: 18	R: 0 E: 0 K: 0 S: 10 H: 1 LOB: 2 BB: 1 P: 18	R: 1 E: 0 K: 2 S: 13 H: 1 LOB: 0 BB: 0 P: 16	R: 0 E: 0 K: 2 S: 13 H: 2 LOB: 2 BB: 0 P: 18	R: 0 E: 0 K: 1 S: 12 H: 2 LOB: 3 BB: 1 P: 22	R: 0 E: 0 K: 1 S: 14 H: 2 LOB: 3 BB: 1 P: 27	R: 0 E: 0 K: 0 S: 5 H: 0 LOB: 0 BB: 0 P: 9	R: 0 E: 0 K: 0 S: 4 H: 0 LOB: 0 BB: 0 P: 6	R: 1 E: 1 K: 0 S: 6 H: 1 LOB: 1 BB: 1 P: 11	1B: 9 2B: 0 3B: 0 HR: 2 SF: 1 SAC: 0 DP: 0 HBP: 0							

TOP

Cincinnati Reds @ Montreal Expos

Olympic Stadium, Montreal, QB

Sun Jul 23 1989, 3:33 AM EDT

Att. 33,217 - Unknown

livebaseballscorecards.com

AB	37
R	4
H	11
RBI	4
BB	4
SO	7
LOB	22

WP: 2 PB: 0 SB: 0 CS: 1 PA: 42

PITCHER		IP	WLS	BF	H	R	ER	SO	BB	IBB	HBP	BLK	WP	HR	S	P	ERA	WHIP
Dennis Martinez, R ERA: 3.23	(1, 1)	5.0	W	25	8	3	3	6	2	0	0	0	1	2	60	92	5.40	2.000
Zane Smith, L ERA: 4.0	(6, 1)	2.0		9	2	0	0	1	1	0	0	0	0	0	19	36	0.00	1.500
Andy McGaffigan, R ERA: 3.23	(8, 1)	1.0		3	0	0	0	0	0	0	0	0	0	0	4	6	0.00	0.000
Steve Frey, L ERA: 2.5	(9, 1)	1.0		5	1	1	0	0	1	0	0	0	1	0	6	11	0.00	2.000

PITCHER	IP	WLS	BF	H	R	ER	SO	BB	IBB	HBP	BLK	WP	HR	S	P	ERA	WHIP

Batter	1	2	3	4	5	6	7	8	9	AB	R	H	RBI	BB	SO	LOB
Otis Nixon, S (1, 8) OBP: 0.314, SLG: 0.271	B F X 1-1 HBP BB G4-6-3 1B	C B X 1-1 ③ G5-3		X 0-0 ③ L8	S C B B S 2-3 ③ K		F C B X 1-2 BB 1B 1B			5	1	2	0	0	1	2
Rex Hudler, R (1, 7) OBP: 0.313, SLG: 0.478 Tim Raines, S (5, PH) OBP: 0.427, SLG: 0.458 (6, 7)	1 SAFE B B B C B 4-1 G4-6-3 HBP HR 1-2 BB	X 0-0 ① G6-3	B C B B B 4-1 HR BB	F B S B X 2-2 HR 1B	C X 0-1 BB 1-2 1B				1 2	1 2	0 2	0 2	1 0	0 0	0 0
Andres Galarraga, R (1, 3) OBP: 0.344, SLG: 0.449 Andy McGaffigan, R (8, 1) OBP: 1.000, SLG: 1.000 Steve Frey, R (9, 1)	H 1-0 G4-6-3 1-2 2-3 HBP	B S B F B B 4-2 G5-4-3 BB	F X 0-1 1-H HR	B C B F S 2-3 ① K	B F B B B 4-1 1-2 2-3 BB				2 0 0	1 0 0	1 0 0	2 0 0	2 0 0	1 0 0	1 0 0
Hubie Brooks, R (1, 9) OBP: 0.311, SLG: 0.383 Dave Martinez, L (7, 9) OBP: 0.326, SLG: 0.408	B C B X 2-1 ① ② G4-6-3 1-2f 2-3 3-H	B X 1-0 ② ③ G5-4-3 1-2f	B S C X 1-2 ① G5-3	F B F B F F B F F 3-2 X 1-H HR	C B F B B F F C 3-3 ③ K				4 1	1 0	1 0	2 0	0 1	0 1	3 3
Tim Wallach, R (1, 5) OBP: 0.338, SLG: 0.409	B F B S X 2-2 3-H HR		B S C X 1-2 ① G6-3	B B S B B 4-1 1B HR BB	B C X 1-1 BB 1B			B C C B S 2-3 ① K		4	2	2	2	1	1	0
Damaso Garcia, R (1, 4) OBP: 0.324, SLG: 0.376	B C B B X 3-1 2B		B X 1-0 HR 1B	C B B X 2-1 1-2 HR 1B	B B C B B 4-1 G6-4-3 1-2 BB			C C X 0-2 1B 1B		4	2	4	0	1	0	0
Mike Fitzgerald, R (1, 2) OBP: 0.356, SLG: 0.431	F F S 0-3 ③ K		F B B B 1 SAFE X 2-1 1-H HR	B B B C F X 3-2 1-H 2-H HR	C S F B F F F B X 2-2 ② ③ G6-4-3 1-2f			C B S X 1-2 1-2 1B		5	2	3	5	0	1	3
Jeff Huson, L (1, 6) OBP: 0.346, SLG: 0.391		C X 0-1 ① G4-3	C B S X 1-2 SH3-4 1B	C X 0-1 2B		X 0-0 ① P3	C B B B X 3-1 ② L8			5	0	2	0	0	0	2
Dennis Martinez, R (1, 1) OBP: 0.216, SLG: 0.149 Wallace Johnson, S (5, PH) OBP: 0.257, SLG: 0.284 Zane Smith, L (6, 1) OBP: 0.172, SLG: 0.172 Mike Aldrete, L (8, 3) OBP: 0.320, SLG: 0.303		B X 1-0 ② G6-3	L X 0-1 ② SH3-4 1-2	F B S X 1-2 ② F7		X 0-0 ② L8	C B B C B S 2-3 ③ K			1 1 1 1	0 0 0 0	0 0 0 0	0 0 0 0	0 0 0 1	0 1 0 2	0 1 0 2
Inning Stats	R: 3 H: 3 E: 0 LOB: 1 K: 1 BB: 1 S: 13 P: 26	R: 0 H: 0 E: 0 LOB: 0 K: 0 BB: 0 S: 5 P: 7	R: 0 H: 0 E: 0 LOB: 0 K: 0 BB: 1 S: 4 P: 9	R: 2 H: 3 E: 0 LOB: 1 K: 0 BB: 0 S: 12 P: 17	R: 5 H: 4 E: 0 LOB: 1 K: 1 BB: 2 S: 20 P: 37	R: 2 H: 3 E: 0 LOB: 1 K: 1 BB: 1 S: 23 P: 37	R: 0 H: 2 E: 0 LOB: 3 K: 1 BB: 1 S: 13 P: 21	R: 0 H: 2 E: 0 LOB: 2 K: 2 BB: 0 S: 14 P: 22		1B: 10 SF: 0 2B: 2 SAC: 1 3B: 0 DP: 3 HR: 5 HBP: 1						

PITCHER		IP	WLS	BF	H	R	ER	SO	BB	IBB	HBP	BLK	WP	HR	S	P	ERA	WHIP
Danny Jackson, L ERA: 5.6	(1, 1)	4.0	L	19	6	5	5	1	2	0	1	0	0	2	34	59	11.25	2.000
Bob Sebra, R ERA: 5.54	(5, 1)	0.1		5	2	4	4	0	2	0	0	0	0	1	9	20	108.00	12.000
Scott Scudder, R ERA: 4.5	(5, 1)	1.2		10	5	3	3	2	1	0	0	0	0	2	34	54	16.20	3.600
Tim Birtsas, L ERA: 3.86	(7, 1)	2.0		11	4	0	0	3	1	0	0	0	0	0	27	43	0.00	2.500

PITCHER	IP	WLS	BF	H	R	ER	SO	BB	IBB	HBP	BLK	WP	HR	S	P	ERA	WHIP

BOTTOM

Cincinnati Reds @ Montreal Expos

Olympic Stadium, Montreal, QB

Sun Jul 23 1989, 3:33 AM EDT

Att. 33,217 - Unknown

livebaseballscorecards.com

AB	37
R	12
H	17
RBI	11
BB	6
SO	6
LOB	17

1B: 10 SF: 0
2B: 2 SAC: 1
3B: 0 DP: 3
HR: 5 HBP: 1

WP: 0 PA: 45
PB: 0
SB: 0
CS: 0

Philadelphia Phillies @ Montreal Expos

Olympic Stadium, Montreal, QB

Mon Jul 24 1989, 7:05 PM EDT

Att. 25,218 - Unknown

livebaseballscorecards.com

TOP

Batter	1	2	3	4	5	6	7	8	9	10	11	12	AB	R	H	RBI	BB	SO	LOB
Lenny Dykstra, L (1, 8) OBP: 0.362, SLG: 0.419	0-0 CS 1B		2-3 K			0-2 4-3		2-3 K		0-1 FC6-4 1B		1-0 5-3	6	0	2	0	0	2	1
Tom Herr, S (1, 4) OBP: 0.344, SLG: 0.345	4-2 S BB 1-2		1-1 F7			1-1 F8		1-3 K		2-1 FC6-4 1-2f			4	0	0	0	1	1	1
Von Hayes, L (1, 9) OBP: 0.401, SLG: 0.476	3-3 K 1-2			0-0 G5-4-3 1B		4-1 S E BB			0-0 HR		0-0 G1		4	2	2	1	1	1	1
Ricky Jordan, R (1, 3) OBP: 0.309, SLG: 0.364	0-0 F7			2-1 G5-4-3 1-2f		0-1 E6 1-H			3-2 F8		3-2 1B		5	0	1	0	0	0	2
Randy Ready, R (1, 7) OBP: 0.371, SLG: 0.409		0-1 E4 F9		1-3 K		0-3 K			0-0 1-3		1-3 K		3	0	0	0	0	2	1
Dwayne Murphy, L (9, PH) (9, 7) OBP: 0.325, SLG: 0.358													2	0	0	0	0	1	1
Darren Daulton, L (1, 2) OBP: 0.294, SLG: 0.318		2-0 F9 2-3			2-2 G4-6-3 1B		0-1 F8		0-0 1B		2-2 G3		5	1	2	0	0	0	2
Charlie Hayes, R (1, 5) OBP: 0.273, SLG: 0.317		1-3 K			0-2 G4-6-3 1-3 1B		2-3 K		1-2 4-3			0-2 SH1-4 1B	5	0	2	0	0	2	2
Steve Jeltz, S (1, 6) OBP: 0.385, SLG: 0.352		1-1 3-1			0-1 G4-6-3 1-2f 3-H		3-2 3-1			0-0 4-3		0-0 SH1-4 1-2	4	0	0	0	0	0	2
Dennis Cook, L (1, 1) OBP: 0.200, SLG: 0.280			0-1 6-3		1-0 L6			0-0 6-3		1-1 F7		2-3 K	2	0	0	0	0	0	0
Todd Frohwirth, R (7, 1)													0	0	0	0	0	0	0
Curt Ford, L (8, PH) OBP: 0.278, SLG: 0.308													1	0	0	0	0	0	0
Roger McDowell, R (8, 1) OBP: 0.000, SLG: 0.000													0	0	0	0	0	0	0
Bob Dernier, S (10, PH) OBP: 0.247, SLG: 0.230													1	0	0	0	0	0	0
Jeff Parrett, R (10, 1)													0	0	0	0	0	0	0
Jim Acker, L (12, PH) OBP: 0.389, SLG: 0.444													1	0	0	0	0	1	1
Greg Harris, S (12, 1)													0	0	0	0	0	0	0
Inning Stats	R: 0 E: 0 K: 1 S: 7 H: 1 LOB: 1 BB: 1 P: 14	R: 0 E: 1 K: 1 S: 8 H: 0 LOB: 1 BB: 0 P: 12	R: 0 E: 0 K: 1 S: 7 H: 0 LOB: 0 BB: 0 P: 10	R: 0 E: 0 K: 1 S: 8 H: 1 LOB: 0 BB: 0 P: 11	R: 1 E: 0 K: 0 S: 11 H: 2 LOB: 0 BB: 0 P: 14	R: 1 E: 1 K: 1 S: 12 H: 0 LOB: 1 BB: 1 P: 17	R: 0 E: 0 K: 1 S: 10 H: 0 LOB: 0 BB: 0 P: 15	R: 0 E: 0 K: 2 S: 8 H: 0 LOB: 0 BB: 0 P: 11	R: 1 E: 0 K: 0 S: 9 H: 2 LOB: 1 BB: 0 P: 13	R: 0 E: 0 K: 0 S: 7 H: 1 LOB: 1 BB: 0 P: 10	R: 0 E: 0 K: 1 S: 11 H: 1 LOB: 1 BB: 0 P: 17	R: 0 E: 0 K: 1 S: 9 H: 1 LOB: 1 BB: 0 P: 12	1B: 8 2B: 0 3B: 0 HR: 1	SF: 0 SAC: 1 DP: 2 HBP: 0	WP: 0 PB: 0 SB: 2 CS: 1	PA: 46			

PITCHER	IP	WLS	BF	H	R	ER	SO	BB	IBB	HBP	BLK	WP	HR	S	P	ERA	WHIP
Bryn Smith, R (1, 1) ERA: 2.03	7.0		26	4	2	1	6	2	0	0	0	0	0	63	93	1.29	0.857
Tim Burke, R (8, 1) ERA: 2.55	2.0		8	2	1	1	2	0	0	0	0	0	1	17	24	4.50	1.000
Zane Smith, L (10, 1) ERA: 3.93	2.0		8	2	0	0	1	0	0	0	0	0	0	18	27	0.00	1.000
Andy McGaffigan, R (12, 1) ERA: 3.18	1.0	W	4	1	0	0	1	0	0	0	0	0	0	9	12	0.00	1.000

PITCHER	IP	WLS	BF	H	R	ER	SO	BB	IBB	HBP	BLK	WP	HR	S	P	ERA	WHIP

AB	43
R	3
H	9
RBI	1
BB	2
SO	10
LOB	14

BOTTOM

Philadelphia Phillies @ Montreal Expos

Olympic Stadium, Montreal, QB

Mon Jul 24 1989, 7:05 PM EDT

Att. 25,218 - Unknown

livebaseballscorecards.com

Batter	1	2	3	4	5	6	7	8	9	10	11	12	AB	R	H	RBI	BB	SO	LOB
Otis Nixon, S (1, 8) OBP: 0.319, SLG: 0.282	2-2 CS 1B		1-1 4-3 2B		0-0 E1 1B 1B		1-0 P3		0-0 E4 G3 1-2		2-3 K 1-2		6	1	3	0	0	1	2
Rex Hudler, R (1, 4) OBP: 0.330, SLG: 0.521 Tom Foley, L (9, PH) OBP: 0.313, SLG: 0.360 (10, 4)	3-2 1-2 HR		2-2 4-3 2-3		1-2 G5-3 BB 3-H 1B		2-1 1B		2-0 G3 1-2 2-3			1-1 CS HBP	4 1	1 0	3 0	2 0	0 0	0 0	1 2
Andres Galarraga, R (1, 3) OBP: 0.344, SLG: 0.445	0-2 5-3		1-1 4-3		4-2 1-2 BB		1-0 G3		1-0 P3			2-2 E4 E 1-2 1B	5	1	1	0	1	0	4
Tim Raines, S (1, 7) OBP: 0.426, SLG: 0.453	2-0 4-3			0-0 6-3	0-0 G5-3 2-3f			0-2 1-3 S 1B		3-1 4-3		4-0 1B E IBB	5	0	1	0	1	0	2
Hubie Brooks, R (1, 9) OBP: 0.309, SLG: 0.388		1-2 F8		0-2 F9		1-2 HR		1-2 1-3 1-3		1-0 F8		2-1 E1 1B 1-2 2-3	6	1	1	1	0	0	3
Tim Wallach, R (1, 5) OBP: 0.341, SLG: 0.412		1-2 F8		0-1 2B		2-0 5-3		4-0 G6-4-3 IBB		2-3 K		0-0 1B 1-2 2-3 3-H	5	0	2	1	1	1	0
Mike Fitzgerald, R (1, 2) OBP: 0.359, SLG: 0.429 Nelson Santovenia, R (11, PH) OBP: 0.339, SLG: 0.416 (12, 2)	2-2 E7 1B			4-0 IBB		2-0 F9		1-2 G6-4-3 1-2f			2-1 F8		3 1	0 0	1 0	0 0	1 0	0 0	2 0
Jeff Huson, L (1, 6) OBP: 0.355, SLG: 0.393	0-0 F8			0-0 1-3		0-1 4-3			1-0 G3 E 1B		0-1 S 1B		5	0	2	0	0	0	3
Bryn Smith, R (1, 1) Wallace Johnson, S (7, PH) OBP: 0.250, SLG: 0.279 Tim Burke, R (8, 1) Dave Martinez, L (9, PH) OBP: 0.325, SLG: 0.406 Zane Smith, L (10, 1) OBP: 0.172, SLG: 0.172 Mike Aldrete, L (11, PH) OBP: 0.318, SLG: 0.300 Andy McGaffigan, R (12, 1) OBP: 1.000, SLG: 1.000		0-3 K			1-2 L4		0-0 F8		2-2 F7		0-0 P6		2 1 0 1 0 1 0	0 0 0 0 0 0 0	0 0 0 0 0 0 0	0 0 0 0 0 0 0	1 0 0 0 0 0 0	0 0 0 1 0 1 0	0 0 0 1 0 1 0
Inning Stats	R: 1 H: 2 E: 0 LOB: 0 K: 0 BB: 0 S: 11 P: 18	R: 0 H: 1 E: 1 LOB: 1 K: 0 BB: 0 S: 11 P: 15	R: 0 H: 1 E: 0 LOB: 1 K: 1 BB: 0 S: 10 P: 14	R: 0 H: 1 E: 0 LOB: 2 K: 0 BB: 1 S: 7 P: 11	R: 1 H: 2 E: 1 LOB: 1 K: 0 BB: 1 S: 12 P: 18	R: 1 H: 1 E: 0 LOB: 0 K: 0 BB: 0 S: 8 P: 13	R: 0 H: 1 E: 0 LOB: 1 K: 0 BB: 0 S: 5 P: 9	R: 0 H: 1 E: 0 LOB: 1 K: 0 BB: 1 S: 9 P: 15	R: 0 H: 1 E: 1 LOB: 2 K: 0 BB: 0 S: 7 P: 13	R: 0 H: 0 E: 0 LOB: 0 K: 1 BB: 0 S: 6 P: 12	R: 0 H: 1 E: 0 LOB: 1 K: 1 BB: 0 S: 8 P: 12	R: 1 H: 2 E: 2 LOB: 3 K: 0 BB: 1 S: 8 P: 16	1B: 10 SF: 0 2B: 2 SAC: 0 3B: 0 DP: 2 HR: 2 HBP: 1						

	AB	46
	R	4
	H	14
	RBI	4
	BB	4
	SO	3
	LOB	21

WP: 0 PA: 51
PB: 0
SB: 2
CS: 2

PITCHER		IP	WLS	BF	H	R	ER	SO	BB	IBB	HBP	BLK	WP	HR	S	P	ERA	WHIP
Dennis Cook, L (1, 1) ERA: 2.69		6.2		29	9	3	2	1	1	1	0	0	0	2	63	96	2.70	1.500
Todd Frohwirth, R (7, 1) ERA: 3.09		0.1		1	0	0	0	0	0	0	0	0	0	0	1	2	0.00	0.000
Roger McDowell, R (8, 1) ERA: 2.14		2.0		9	2	0	0	0	0	1	0	0	0	0	16	28	0.00	1.000
Jeff Parrett, R (10, 1) ERA: 2.77		2.0		7	1	0	0	2	0	0	0	0	0	0	14	24	0.00	0.500
Greg Harris, R (12, 1) ERA: 3.12		0.1	L	5	2	1	0	0	0	1	1	0	0	0	8	16	0.00	6.000

PITCHER	IP	WLS	BF	H	R	ER	SO	BB	IBB	HBP	BLK	WP	HR	S	P	ERA	WHIP

Philadelphia Phillies @ Montreal Expos

Olympic Stadium, Montreal, QB

Tue Jul 25 1989, 7:05 PM EDT

Att. 30,103 - Unknown

TOP

livebaseballscorecards.com

Batter	1	2	3	4	5	6	7	8	9	AB	R	H	RBI	BB	SO	LOB
Lenny Dykstra, L (1, 8) OBP: 0.361, SLG: 0.420	F8		PB 2B		F7		G4-3			4	0	1	0	0	0	0
Tom Herr, S (1, 4) OBP: 0.346, SLG: 0.346	E 1B		L8		G3-1			FC4-6 1B		4	0	2	0	0	0	1
Jim Adduci, L (8, PR) OBP: 0.389, SLG: 0.444 (8, 7)										0	0	0	0	0	0	0
Von Hayes, L (1, 9) OBP: 0.400, SLG: 0.472	SAFE		BB		K			P4		3	0	0	0	1	2	2
Ricky Jordan, R (1, 3) OBP: 0.305, SLG: 0.359	E5		F9			G5-3		FC4-6 FC6-4		4	0	0	0	0	0	4
Randy Ready, R (1, 7) (8, 4) OBP: 0.368, SLG: 0.405	K			S 1B		K		FC6-4		4	0	1	0	0	2	3
Charlie Hayes, R (1, 5) OBP: 0.272, SLG: 0.314		K		P3		1B			L7	4	0	1	0	0	1	1
Dickie Thon, R (1, 6) OBP: 0.299, SLG: 0.382		K		K		G4-3			G6-3	4	0	0	0	0	2	2
Steve Lake, R (1, 2) OBP: 0.321, SLG: 0.350		F7		IBB			P4		G5-3	3	0	0	0	1	0	0
Don Carman, L (1, 1)			K	K2-3			K			2	0	0	0	0	2	2
Bob Dernier, R (7, PH) OBP: 0.245, SLG: 0.228										1	0	0	0	0	1	0
Todd Frohwirth, R (7, 1)										0	0	0	0	0	0	0

	AB	33
	R	0
	H	5
	RBI	0
	BB	2
	SO	10
	LOB	15

Inning Stats	1	2	3	4	5	6	7	8	9
	R: 0 E: 1 K: 2 S: 15	H: 1 LOB: 2 BB: 0 P: 22	R: 0 E: 0 K: 2 S: 8	H: 0 LOB: 0 BB: 0 P: 13	R: 0 E: 0 K: 1 S: 10	H: 1 LOB: 2 BB: 1 P: 19	R: 0 E: 0 K: 2 S: 10	H: 1 LOB: 2 BB: 1 P: 20	R: 0 E: 0 K: 1 S: 7	H: 0 LOB: 0 BB: 0 P: 11
	R: 0 E: 0 K: 1 S: 9	H: 1 LOB: 1 BB: 0 P: 14	R: 0 E: 0 K: 1 S: 9	H: 0 LOB: 0 BB: 0 P: 14	R: 0 E: 0 K: 0 S: 6	H: 1 LOB: 1 BB: 0 P: 9	R: 0 E: 0 K: 0 S: 6	H: 0 LOB: 0 BB: 0 P: 8		

	1B: 4	SF: 0	WP: 0	PA: 35
	2B: 1	SAC: 0	PB: 1	
	3B: 0	DP: 0	SB: 1	
	HR: 0	HBP: 0	CS: 0	

PITCHER	IP	WLS	BF	H	R	ER	SO	BB	IBB	HBP	BLK	WP	HR	S	P	ERA	WHIP
Mark Langston, L (1, 1) ERA: 2.68	9.0	W	35	5	0	0	10	1	1	0	0	0	0	80	130	0.00	0.667

PITCHER	IP	WLS	BF	H	R	ER	SO	BB	IBB	HBP	BLK	WP	HR	S	P	ERA	WHIP

Batter	1	2	3	4	5	6	7	8	9	AB	R	H	RBI	BB	SO	LOB
Otis Nixon, S (1, 8) OBP: 0.318, SLG: 0.278	B C B B B 4-1 CS BB		B B C F B X 3-2 ① F9		B X 1-0 ① G1-3		B X 1-0 ① G1-3			3	0	0	0	1	0	0
Damaso Garcia, R (1, 4) OBP: 0.331, SLG: 0.382 Tom Foley, L (7, PH) OBP: 0.316, SLG: 0.366 (8, 4') Jeff Huson, L (8, 6) OBP: 0.355, SLG: 0.393	C S B 1 B B X SAFE 3-2 ①② G6-3 1-2		B F F F X 1-2 FC6-4 1B		B F X 1-1 BLK 1B		X 0-0 G5-3 2B			3 1 0	0 0 0	2 1 0	0 0 0	0 0 0	0 0 0	1 0 0
Andres Galarraga, R (1, 3) OBP: 0.340, SLG: 0.440	C B B F B F F F S 3-3 ③ K		F B B F 1 SAFE 1 SAFE X 2-2 ② FC6-4 1-2f		B F B C B F S 3-3 ② K 1-2		B B X 2-0 ② G5-3 2-3			4	0	0	0	0	2	3
Tim Raines, S (1, 7) OBP: 0.424, SLG: 0.461		X 0-0 ③ HR	X 0-0 ③ F9		C C B S 1-3 ③ K		X 0-0 ③ G3-1			4	1	1	1	0	1	3
Hubie Brooks, R (1, 9) OBP: 0.308, SLG: 0.390		B F B S X 2-2 G5-3 E 2B		B X 1-0 ① F9		B C F B F S 2-3 ① K		B C S X 1-2 ① G5-3		4	1	1	0	0	1	0
Tim Wallach, R (1, 5) OBP: 0.342, SLG: 0.411		B X 1-0 ① P3		B X 1-0 F8 BLK 1B		B S B B B 4-1 1B BB		X 0-0 ② G4-3		3	0	1	0	1	0	1
Nelson Santovenia, R (1, 2) OBP: 0.342, SLG: 0.418		X 0-0 ② G5-3 2-3		C X 0-1 ② F8 1-3		X 0-0 1-2 1B		B C F B X 2-2 1B		4	0	2	0	0	0	2
Rex Hudler, R (1, 6) OBP: 0.327, SLG: 0.505 (8, 4)		C F F B X 1-2 E5 3-H		I I I 4-0 IBB		C S X 0-2 ② P3		S C S 0-3 ③ K		3	0	0	0	1	1	3
Mark Langston, R (1, 1) OBP: 0.216, SLG: 0.278		X 0-0 ③ F8		C B S S 1-3 ③ K		B F S B F S 2-3 ③ K				3	0	0	0	0	2	5
Inning Stats	R: 0 H: 0 E: 0 LOB: 0 K: 1 BB: 1 S: 10 P: 20	R: 2 H: 2 E: 1 LOB: 1 K: 0 BB: 0 S: 11 P: 15	R: 0 H: 1 E: 0 LOB: 1 K: 0 BB: 0 S: 11 P: 17	R: 0 H: 1 E: 0 LOB: 2 K: 1 BB: 1 S: 7 P: 14	R: 0 H: 1 E: 0 LOB: 1 K: 2 BB: 0 S: 10 P: 16	R: 0 H: 1 E: 0 LOB: 2 K: 2 BB: 1 S: 14 P: 22	R: 0 H: 1 E: 0 LOB: 1 K: 0 BB: 0 S: 4 P: 7	R: 0 H: 1 E: 0 LOB: 1 K: 1 BB: 0 S: 10 P: 13		1B: 5 2B: 2 3B: 0 HR: 1	SF: 0 SAC: 0 DP: 0 HBP: 0			WP: 0 PB: 0 SB: 0 CS: 1	PA: 35	

PITCHER		IP	WLS	BF	H	R	ER	SO	BB	IBB	HBP	BLK	WP	HR	S	P	ERA	WHIP
Don Carman, L ERA: 4.88	(1, 1)	6.0	L	27	6	2	1	6	2	1	0	2	0	1	63	104	1.50	1.333
Todd Frohwirth, R ERA: 2.84	(7, 1)	2.0		8	2	0	0	1	0	0	0	0	0	0	14	20	0.00	1.000

PITCHER	IP	WLS	BF	H	R	ER	SO	BB	IBB	HBP	BLK	WP	HR	S	P	ERA	WHIP

BOTTOM

Philadelphia Phillies @ Montreal Expos

Olympic Stadium, Montreal, QB

Tue Jul 25 1989, 7:05 PM EDT

Att. 30,103 - Unknown

livebaseballscorecards.com

AB	32
R	2
H	8
RBI	1
BB	3
SO	7
LOB	18

Batter	1	2	3	4	5	6	7	8	9	AB	R	H	RBI	BB	SO	LOB
Lenny Dykstra, L (1, 8) OBP: 0.358, SLG: 0.414	E6		BBBB 4-0 BLK BB	CSX 0-2 F9		BFBCX 2-2 F8			BCX 1-1 G5-3	4	0	0	0	1	0	2
Curt Ford, L (1, 9) OBP: 0.280, SLG: 0.303 Bob Dernier, R (7, PH) OBP: 0.248, SLG: 0.239 (7, 7)	BS1PBSFB SAFE 4-2 S 1-2 BB		CBCF2FBFB SAFE 3-3 K 1-2		BCBCBX 3-2 G4-3		BX 1-0 G4-3 1B 2B		CSX 0-2 E5 2B 1B	2	0	0	0	1	1	1
										2	2	1	0	0	0	0
Von Hayes, L (1, 3) OBP: 0.400, SLG: 0.472 (7, 9)	BCCBX 2-2 P8		X 0-0 F7		BBFBB 4-1 G4-3 BB		BCX 1-1 G4-3 2-3		X 0-0 1B 1-3 2B	4	1	1	0	1	0	4
Dwayne Murphy, L (1, 7) OBP: 0.326, SLG: 0.352 Ricky Jordan, R (7, PH) OBP: 0.306, SLG: 0.360 (7, 3)	FSBBBFFC 3-3 K 1-2 2-3		BBCBCB 4-2 BB		1 SAFE CX 0-1 G4-3 1-2		CFFX 0-2 1B 3-H		X 0-0 L7	2	0	0	0	1	1	3
										2	0	1	1	0	0	2
Randy Ready, R (1, 4) OBP: 0.374, SLG: 0.404 Roger McDowell, R (9, 1) OBP: 0.500, SLG: 0.500	BBCBB 4-1 BB		BBBBCFX 3-2 P5		BBFCBB 4-1 BB		BFX 1-1 F7		CSBX 1-2 2-H 3-H 1B	3	0	1	2	2	0	3
										0	0	0	0	0	0	0
Darren Daulton, L (1, 2) OBP: 0.296, SLG: 0.316	FBBBFX 2-2 G4-3			CBBFX 2-2 E9 2B 1B	FSC 0-3 K		M F 1 SAFE C 0-3 K		IIIII 4-0 IBB	4	1	1	0	1	2	6
Charlie Hayes, R (1, 5) OBP: 0.268, SLG: 0.319		BCBX 2-1 G6-3		LX 0-1 P4		X 0-0 G4-3 2B		CBX 1-1 G3-1	BSCX 1-2 L7	5	0	1	0	0	0	3
Steve Jeltz, S (1, 6) OBP: 0.377, SLG: 0.343 (9, 4)		SBCX 1-2 G5-3		CCBBX 2-2 G6-3		X 0-0 G4-3 2-3		BFBX 2-1 G1-3		4	0	0	0	0	0	2
Terry Mulholland, R (1, 1) OBP: 0.105, SLG: 0.158 Jim Adduci, L (6, PH) OBP: 0.368, SLG: 0.421 Greg Harris, S (6, 1) Tom Herr, S (8, PH) OBP: 0.345, SLG: 0.346 Jeff Parrett, R (8, 1) Dickie Thon, R (9, 6) OBP: 0.299, SLG: 0.382		CFS 0-3 K		SSX 0-2 2-H 2B		FFBS 1-3 K		BX 1-0 L9		2	0	1	1	0	1	0
										1	0	0	0	0	1	1
										0	0	0	0	0	0	0
										1	0	0	0	0	0	0
										0	0	0	0	0	0	0
										0	0	0	0	0	0	0
Inning Stats	R: 0 E: 1 K: 1 S: 18 H: 0 LOB: 3 BB: 2 P: 32	R: 0 E: 0 K: 1 S: 8 H: 0 LOB: 0 BB: 0 P: 11	R: 0 E: 0 K: 1 S: 16 H: 0 LOB: 2 BB: 2 P: 30	R: 1 E: 1 K: 0 S: 14 H: 2 LOB: 1 BB: 0 P: 18	R: 0 E: 0 K: 1 S: 10 H: 0 LOB: 2 BB: 2 P: 21	R: 0 E: 0 K: 1 S: 8 H: 1 LOB: 1 BB: 0 P: 11	R: 1 E: 0 K: 1 S: 12 H: 2 LOB: 1 BB: 0 P: 15	R: 0 E: 0 K: 0 S: 5 H: 0 LOB: 0 BB: 0 P: 9	R: 2 E: 1 K: 0 S: 13 H: 2 LOB: 2 BB: 1 P: 20	1B: 3 2B: 4 3B: 0 HR: 0	SF: 0 SAC: 0 DP: 0 HBP: 0					

PITCHER		IP	WLS	BF	H	R	ER	SO	BB	IBB	HBP	BLK	WP	HR	S	P	ERA	WHIP
Kevin Gross, R ERA: 4.36	(1, 1)	6.0		28	3	1	0	5	6	0	0	1	0	0	74	123	0.00	1.500
Zane Smith, L ERA: 3.92	(7, 1)	2.1	L	11	3	3	1	1	0	0	0	0	0	0	23	31	3.86	1.286
Tim Burke, R ERA: 2.52	(9, 1)	0.2		4	1	0	0	0	0	1	0	0	0	0	7	13	0.00	1.500

PITCHER	IP	WLS	BF	H	R	ER	SO	BB	IBB	HBP	BLK	WP	HR	S	P	ERA	WHIP

TOP

Philadelphia Phillies @ Montreal Expos

Olympic Stadium, Montreal, QB

Wed Jul 26 1989, 7:05 PM EDT

Att. 24,377 - Unknown

livebaseballscorecards.com

AB	36
R	4
H	7
RBI	4
BB	7
SO	6
LOB	27

WP: 0 PA: 43
PB: 0
SB: 3
CS: 0

Batter	1	2	3	4	5	6	7	8	9	AB	R	H	RBI	BB	SO	LOB
Otis Nixon, S (1, 8) OBP: 0.316, SLG: 0.276	X 0-0 L7 ①		B S B X 2-1 2B 1B		C M B F X 1-2 G5-3 ①	C B B X 2-1 F8 ③			C C B B X 2-2 G3-1 ②	5	0	1	0	0	0	2
Damaso Garcia, R (1, 4) OBP: 0.336, SLG: 0.400 Wallace Johnson, S (9, PH) OBP: 0.250, SLG: 0.275	B S B X 2-1 G6-3 ②		C 1 SAFE X 0-1 1-3 2B		X 0-0 2B 2B		B F F C 1-3 K ①		X 0-0 G1-3 ③	4 1	1 0	2 0	0 0	0 0	1 0	0 0
Andres Galarraga, R (1, 3) OBP: 0.342, SLG: 0.444	B C B S X 2-2 1B		C B X 1-1 G6-3 ③		F X 0-1 2-H 2B		B B X 2-0 G4-3 ②			4	0	2	1	0	0	2
Tim Raines, S (1, 7) OBP: 0.425, SLG: 0.459	C 1 SAFE B C B F S 2-3 K ③			B B X 2-0 FC6-4 1B	X 0-0 F7 ②		B B B 4-0 BB			3	0	1	0	1	1	2
Hubie Brooks, R (1, 9) OBP: 0.305, SLG: 0.385		C F B F F F S 1-3 K ①		F 1 SAFE F X 0-2 1-2f FC6-4 HR	C B F F F X 1-2 F8 ③		B C 1 SAFE F B 1 SAFE S 2-3 K ③			4	1	0	0	0	2	3
Tim Wallach, R (1, 5) OBP: 0.346, SLG: 0.425		B S F F F X 1-2 G5-4-3 1B	B B 1 SAFE C 1 SAFE B F X 3-2 1-H HR			B S X 1-1 FC1-5 2B		B S C B X 2-2 G5-3 ①		4	1	3	2	0	0	0
Nelson Santovenia, R (1, 2) OBP: 0.340, SLG: 0.411		X 0-0 G5-4-3 ② ③ 1-2f	B B F F F B X 3-2 E4 G5-3			B B B C B 4-1 FC1-5 BB		X 0-0 G5-3 ②		3	0	0	0	1	0	1
Rex Hudler, R (1, 6) OBP: 0.315, SLG: 0.485 Tim Burke, R (9, 1)			C S C 0-3 K ①	C F X 0-2 G5-3 ② 1-2		X 0-0 FC1-5 ① 1-2 2-3f		B B B C F X 3-2 G6-3 ③		4 0	0 0	0 0	0 0	0 0	1 0	3 0
Kevin Gross, R (1, 1) OBP: 0.213, SLG: 0.140 Mike Aldrete, L (6, PH) OBP: 0.315, SLG: 0.297 Zane Smith, L (7, 1) OBP: 0.172, SLG: 0.172 Jeff Huson, L (9, 6) OBP: 0.344, SLG: 0.379			C B S F S 1-3 K ②	B B S F S 2-3 K ③		C S X 0-2 L8 ②			F B B X 2-1 G6-3 ①	2 1 0 1	0 0 0 0	0 0 0 0	0 0 0 0	0 0 0 0	2 0 0 0	1 2 0 0
Inning Stats	R: 0 E: 0 K: 1 S: 10 H: 1 LOB: 1 BB: 0 P: 16	R: 0 E: 0 K: 1 S: 12 H: 1 LOB: 0 BB: 0 P: 14	R: 0 E: 0 K: 2 S: 13 H: 2 LOB: 2 BB: 0 P: 17	R: 2 E: 1 K: 1 S: 17 H: 2 LOB: 1 BB: 0 P: 27	R: 1 E: 0 K: 0 S: 13 H: 2 LOB: 1 BB: 0 P: 15	R: 0 E: 0 K: 0 S: 9 H: 1 LOB: 2 BB: 1 P: 16	R: 0 E: 0 K: 2 S: 7 H: 0 LOB: 1 BB: 1 P: 16	R: 0 E: 0 K: 0 S: 7 H: 0 LOB: 0 BB: 0 P: 12	R: 0 E: 0 K: 0 S: 6 H: 0 LOB: 0 BB: 0 P: 10	1B: 4 2B: 4 3B: 0 HR: 1	SF: 0 SAC: 0 DP: 1 HBP: 0			WP: 0 PB: 0 SB: 0 CS: 0	PA: 38	

PITCHER	IP	WLS	BF	H	R	ER	SO	BB	IBB	HBP	BLK	WP	HR	S	P	ERA	WHIP
Terry Mulholland, L (1, 1) ERA: 4.33	5.0		23	8	3	3	5	0	0	0	0	0	1	65	89	5.40	1.600
Greg Harris, R (6, 1) ERA: 3.03	2.0		9	1	0	0	2	2	0	0	0	0	0	16	32	0.00	1.500
Jeff Parrett, R (8, 1) ERA: 2.73	1.0	W	3	0	0	0	0	0	0	0	0	0	0	7	12	0.00	0.000
Roger McDowell, R (9, 1) ERA: 2.1	1.0	S	3	0	0	0	0	0	0	0	0	0	0	6	10	0.00	0.000

PITCHER	IP	WLS	BF	H	R	ER	SO	BB	IBB	HBP	BLK	WP	HR	S	P	ERA	WHIP

BOTTOM

Philadelphia Phillies @ Montreal Expos

Olympic Stadium, Montreal, QB

Wed Jul 26 1989, 7:05 PM EDT

Att. 24,377 - Unknown

livebaseballscorecards.com

AB	36
R	3
H	9
RBI	3
BB	2
SO	7
LOB	16

Batter	1	2	3	4	5	6	7	8	9	AB	R	H	RBI	BB	SO	LOB
Vince Coleman, S (1, 7) OBP: 0.326, SLG: 0.333	B C C S 1-3 ① K			B C X 1-1 ③ CS 1B		F C B B F S 2-3 ③ K		S P 1-1 ③ CS 1-2	C S B F X 1-2 S SH3-4 1B 1B	4	1	2	0	0	2	0
Ozzie Smith, S (1, 6) OBP: 0.357, SLG: 0.383	B X 1-0 ② G4-3			B B B B 4-0 ① G6-4-3 1-2 BB			X 0-0 1B E 1B		B X 1-0 ① SH3-4 1-2	2	1	1	0	1	0	0
Milt Thompson, L (1, 8) OBP: 0.349, SLG: 0.391	S S B X 1-2 ③ G3			X 0-0 ② ③ G6-4-3 1-2f			X 0-0 S 1-3 1B		C B B X 2-1 ② 5-3 2-3	4	0	1	0	0	0	2
Pedro Guerrero, R (1, 3) OBP: 0.378, SLG: 0.456 Scott Terry, R (9, PR) OBP: 0.205, SLG: 0.351 Todd Worrell, R (9, 1)		B C F B S 2-3 ① K			B X 1-0 ① G5-3		X 0-0 ① F3		I I I I 4-0 1B IBB	3 0 0	0 0 0	0 0 0	0 0 0	1 0 0	1 0 0	2 0 0
Terry Pendleton, S (1, 5) OBP: 0.302, SLG: 0.354		B B F S F S 2-3 ② K			X 0-0 ② G6-3		X 0-0 ② F3 1-2 3-H		X 0-0 1-2 3-H 1B	4	0	1	1	0	1	1
Tom Brunansky, R (1, 9) OBP: 0.325, SLG: 0.434		C F B C 1-3 ③ K			B B C X 2-1 1B		X 0-0 ③ F4		B B F C C 2-3 ③ K	4	0	1	0	0	2	3
José Oquendo, S (1, 4) OBP: 0.363, SLG: 0.369			S X 0-1 ① F8		C B C S 1-3 ③ K			B X 1-0 ① G3		3	0	0	0	0	1	1
Tony Peña, R (1, 2) OBP: 0.318, SLG: 0.353			X 0-0 ② G5-3			X 0-0 ① F4		X 0-0 CS 1B		3	0	1	0	0	0	0
Ted Power, R (1, 1) OBP: 0.133, SLG: 0.133 John Morris, L (8, PH) OBP: 0.269, SLG: 0.359 Ken Dayley, L (8, 1) Leon Durham, L (9, 3) OBP: 0.273, SLG: 0.222			B C F B F C 2-3 ③ K			C S B S 1-3 ② K		C X 0-1 ② F7		2 1 0 0	0 0 0 0	0 0 0 0	0 0 0 0	0 0 0 0	2 0 0 0	0 1 0 0
Inning Stats	R: 0 H: 0 E: 0 LOB: 0 K: 1 BB: 0 S: 7 P: 10	R: 0 H: 0 E: 0 LOB: 0 K: 3 BB: 0 S: 10 P: 15	R: 0 H: 0 E: 0 LOB: 0 K: 1 BB: 0 S: 7 P: 9	R: 0 H: 1 E: 0 LOB: 0 K: 0 BB: 1 S: 3 P: 8	R: 0 H: 1 E: 0 LOB: 1 K: 1 BB: 0 S: 7 P: 11	R: 0 H: 0 E: 0 LOB: 0 K: 2 BB: 0 S: 8 P: 11	R: 1 H: 2 E: 0 LOB: 1 K: 0 BB: 0 S: 5 P: 5	R: 0 H: 1 E: 0 LOB: 0 K: 0 BB: 0 S: 6 P: 7	R: 1 H: 2 E: 0 LOB: 2 K: 1 BB: 1 S: 11 P: 21	1B: 7 SF: 0 2B: 0 SAC: 1 3B: 0 DP: 1 HR: 0 HBP: 0						

PITCHER		IP	WLS	BF	H	R	ER	SO	BB	IBB	HBP	BLK	WP	HR	S	P	ERA	WHIP
Pascual Perez, R ERA: 3.83	(1, 1)	8.0	L	27	5	1	1	8	1	0	0	0	0	0	53	76	1.12	0.750
Joe Hesketh, L ERA: 7.26	(9, 1)	0.2		5	2	1	1	0	0	1	0	0	0	0	8	16	13.50	3.000
Andy McGaffigan, R ERA: 3.16	(9, 1)	0.1		1	0	0	0	1	0	0	0	0	0	0	3	5	0.00	0.000

PITCHER	IP	WLS	BF	H	R	ER	SO	BB	IBB	HBP	BLK	WP	HR	S	P	ERA	WHIP

TOP

St. Louis Cardinals @ Montreal Expos

Olympic Stadium, Montreal, QB

Fri Jul 28 1989, 7:05 PM EDT

Att. 41,722 - Unknown

livebaseballscorecards.com

AB	30
R	2
H	7
RBI	1
BB	2
SO	9
LOB	10

WP: 0 PA: 34
PB: 0
SB: 2
CS: 2

BOTTOM

St. Louis Cardinals @ Montreal Expos

Olympic Stadium, Montreal, QB

Fri Jul 28 1989, 7:05 PM EDT

Att. 41,722 - Unknown

Batter	1	2	3	4	5	6	7	8	9	AB	R	H	RBI	BB	SO	LOB
Dave Martinez, L (1, 8) OBP: 0.325, SLG: 0.405	C F B F X 1-2 S G4-3 1B		B X 1-0 ③ L6			S C B X 1-2 ① G6-3		X 0-0 1B		3	0	1	0	0	0	0
Mike Fitzgerald, R (8, PH) OBP: 0.362, SLG: 0.433										1	0	1	0	0	0	0
Joe Hesketh, R (9, 1) OBP: 1.000, SLG: 1.000										0	0	0	0	0	0	0
Andy McGaffigan, R (9, 1) OBP: 1.000, SLG: 1.000										0	0	0	0	0	0	0
Damaso Garcia, R (1, 4) OBP: 0.333, SLG: 0.396	B X 1-0 ① G4-3 1-2			S X 0-1 ① F8		X 0-0 G4-3 1B		X 0-0 ③ F7		4	0	1	0	0	0	2
Andres Galarraga, R (1, 3) OBP: 0.338, SLG: 0.439	C B B B S S 3-3 ② K 2-3			X 0-0 ② L4		B F B F X 2-2 ②③ G4-3 1-2f			C X 0-1 ① G6-3	4	0	0	0	0	1	2
Tim Raines, S (1, 7) OBP: 0.420, SLG: 0.453	C X 0-1 ③ G4-3			F B B F C 2-3 ③ K			X 0-0 ① F3		F B F B S 2-3 ② K	4	0	0	0	0	2	1
Hubie Brooks, R (1, 9) OBP: 0.304, SLG: 0.384		C F X 0-2 ① G5-3			C B X 1-1 ① G5-3		X 0-0 FC6-4 1B		F S B B B S 2-3 ③ K	4	0	1	0	0	1	0
Tim Wallach, R (1, 5) OBP: 0.346, SLG: 0.427		F F F B X 1-2 ② F3			X 0-0 2B		X 0-0 ② FC6-4 FC5-4 1-2f			3	0	1	0	0	0	1
Nelson Santovenia, R (1, 2) OBP: 0.335, SLG: 0.404		C B B B X 2-1 ③ G6-3			B B B X 3-0 ② G5-3		B B X 2-0 ③ FC5-4 1-2f			3	0	0	0	0	0	2
Jeff Huson, L (1, 6) OBP: 0.353, SLG: 0.367			B B C C F F C 2-3 ① K		I I I 4-0 FC6 IBB			C F F F B F C 1-3 ① K		1	0	0	0	1	1	0
Rex Hudler, R (8, PH) OBP: 0.312, SLG: 0.481 (9, 6)										1	0	0	0	0	1	0
Pascual Perez, R (1, 1) OBP: 0.222, SLG: 0.265			B C S S X 1-2 ② F7		S B X 1-1 ③ FC6 1-2f			B B C X 2-1 ② P4		2	0	0	0	0	0	2
Otis Nixon, S (8, PH) OBP: 0.314, SLG: 0.275 (9, 8)										1	0	0	0	0	0	0
Inning Stats	R: 0 H: 1 E: 0 LOB: 1 K: 1 BB: 0 S: 10 P: 15	R: 0 H: 0 E: 0 LOB: 0 K: 0 BB: 0 S: 9 P: 12	R: 0 H: 0 E: 0 LOB: 0 K: 1 BB: 0 S: 9 P: 13	R: 0 H: 0 E: 0 LOB: 0 K: 1 BB: 0 S: 6 P: 8	R: 0 H: 1 E: 0 LOB: 2 K: 0 BB: 1 S: 6 P: 15	R: 0 H: 1 E: 0 LOB: 0 K: 0 BB: 0 S: 7 P: 10	R: 0 H: 1 E: 0 LOB: 1 K: 0 BB: 0 S: 4 P: 6	R: 0 H: 1 E: 0 LOB: 1 K: 1 BB: 0 S: 10 P: 13	R: 0 H: 0 E: 0 LOB: 0 K: 2 BB: 0 S: 8 P: 12	1B: 4 SF: 0 2B: 1 SAC: 0 3B: 0 DP: 1 HR: 0 HBP: 0						

livebaseballscorecards.com

AB	31
R	0
H	5
RBI	0
BB	1
SO	6
LOB	10

WP: 0 PA: 32
PB: 0
SB: 1
CS: 0

PITCHER	IP	WLS	BF	H	R	ER	SO	BB	IBB	HBP	BLK	WP	HR	S	P	ERA	WHIP
Ted Power, R (1, 1) ERA: 5.13	7.0	W	25	4	0	0	3	0	1	0	0	0	0	51	79	0.00	0.571
Ken Dayley, L (8, 1) ERA: 2.68	1.0		4	1	0	0	1	0	0	0	0	0	0	10	13	0.00	1.000
Todd Worrell, R (9, 1) ERA: 1.24	1.0	S	3	0	0	0	2	0	0	0	0	0	0	8	12	0.00	0.000

PITCHER	IP	WLS	BF	H	R	ER	SO	BB	IBB	HBP	BLK	WP	HR	S	P	ERA	WHIP

Batter	1	2	3	4	5	6	7	8	9	AB	R	H	RBI	BB	SO	LOB
Vince Coleman, S (1, 7) OBP: 0.330, SLG: 0.336	X 0-0 ① G5-3		B F X 1-1 1B 1B		B B C B C F F B 4-2 CS BB			B X 1-0 G5-4-3 1B		3	0	2	0	1	0	0
Ozzie Smith, S (1, 6) OBP: 0.361, SLG: 0.385	C F F B B F F X 2-2 S 1B		1 SAFE 1 SAFE 1 SAFE X 0-0 ① G1-3 1-2 1B		1 SAFE P 1 SAFE 1 SAFE C B B B 4-1 ② 1-2 BB			1 SAFE 1 SAFE 1 SAFE S F 1 SAFE 1 SAFE X 0-2 ① ② G5-4-3 1-2f		3	0	2	0	1	0	1
Milt Thompson, L (1, 8) OBP: 0.345, SLG: 0.386	X 0-0 ② F7		B 1 SAFE P 1 SAFE X 2-0 ② G1-3 1-2		C 1 SAFE X 0-1 ③ G4-3			B B F C S 2-3 ③ K		4	0	0	0	0	1	3
Pedro Guerrero, R (1, 3) OBP: 0.381, SLG: 0.457 Tim Jones, L (9, PR) OBP: 0.309, SLG: 0.326	B 1 SAFE B S 1 SAFE 1 SAFE 1 SAFE B B 4-1 1-2 BB		B B B B 4-0 BB			F X 0-1 ① G6-3			X 0-0 1B 1B	2	0	1	0	2	0	0
										0	0	0	0	0	0	0
Terry Pendleton, S (1, 5) OBP: 0.299, SLG: 0.350	C S S 0-3 ③ K		C S B X 1-2 ③ G1-3			B X 1-0 ② G4-3			B B C S B 1 SAFE X 3-2 ① F8	4	0	0	0	0	1	5
José Oquendo, S (1, 4) OBP: 0.362, SLG: 0.368		C C B B X 2-2 1B		B F S F F X 1-2 ① L9		X 0-0 ③ G6-3			F B B F F X 2-2 ② L9	4	0	1	0	0	0	1
John Morris, L (1, 9) OBP: 0.282, SLG: 0.368		C F X 0-2 ① F8		C F F B X 1-2 G4-6-3 1B			L B B X 2-1 ① P5		B S B X 2-1 1-3 1B	4	0	2	0	0	0	1
Tony Peña, R (1, 2) OBP: 0.314, SLG: 0.348		X 0-0 ② F7		F 1 SAFE P 1 SAFE X 1-1 ② ③ G4-6-3 1-2f			B B X 2-0 ② G5-3		F C S 0-3 ③ K	4	0	0	0	0	1	4
Ken Hill, R (1, 1) OBP: 0.227, SLG: 0.233		C X 0-1 ③ G4-3			C B S C 1-3 ① K		B B B C C F C 3-3 ③ K			3	0	0	0	0	2	1
Inning Stats	R: 0 H: 1 E: 0 LOB: 2 K: 1 BB: 1 S: 13 P: 19	R: 0 H: 1 E: 0 LOB: 1 K: 0 BB: 0 S: 9 P: 11	R: 0 H: 2 E: 0 LOB: 2 K: 0 BB: 1 S: 8 P: 15	R: 0 H: 1 E: 0 LOB: 0 K: 0 BB: 0 S: 12 P: 14	R: 0 H: 0 E: 0 LOB: 1 K: 1 BB: 2 S: 11 P: 19	R: 0 H: 0 E: 0 LOB: 0 K: 0 BB: 0 S: 4 P: 5	R: 0 H: 0 E: 0 LOB: 0 K: 1 BB: 0 S: 7 P: 14	R: 0 H: 1 E: 0 LOB: 0 K: 1 BB: 0 S: 7 P: 10	R: 0 H: 2 E: 0 LOB: 2 K: 1 BB: 0 S: 13 P: 20	1B: 8 SF: 0 2B: 0 SAC: 0 3B: 0 DP: 2 HR: 0 HBP: 0						

PITCHER	IP	WLS	BF	H	R	ER	SO	BB	IBB	HBP	BLK	WP	HR	S	P	ERA	WHIP
Dennis Martinez, R (1, 1) ERA: 3.04	9.0	W	35	8	0	0	5	4	0	0	0	0	0	84	127	0.00	1.333

PITCHER	IP	WLS	BF	H	R	ER	SO	BB	IBB	HBP	BLK	WP	HR	S	P	ERA	WHIP

TOP

St. Louis Cardinals @ Montreal Expos

Olympic Stadium, Montreal, QB

Sat Jul 29 1989, 7:05 PM EDT

Att. 33,886 - Unknown

livebaseballscorecards.com

AB	31
R	0
H	8
RBI	0
BB	4
SO	5
LOB	16

WP: 0 PA: 35
PB: 0
SB: 1
CS: 1

Batter	1	2	3	4	5	6	7	8	9	AB	R	H	RBI	BB	SO	LOB
Dave Martinez, L (1, 8) (8, 9) OBP: 0.324, SLG: 0.403	C B F X 1-2 G5-3 ①		B X 1-0 G3 ③			C S X 0-2 G1-3 ①		B B B C X 3-1 FC6-4 1B		4	0	1	0	0	0	0
Damaso Garcia, R (1, 4) OBP: 0.325, SLG: 0.385	C S B X 1-2 G5-3 ②			X 0-0 G1-3 ①		B F B X 2-1 G6-3 ②		X 0-0 FC6-4 1-2f ③		4	0	0	0	0	0	1
Andres Galarraga, R (1, 3) OBP: 0.336, SLG: 0.435	B C F X 1-2 P4 ③			B F F B B S 3-3 K ②		X 0-0 G5-3 ③				3	0	0	0	0	1	0
Tim Raines, S (1, 7) OBP: 0.422, SLG: 0.455		C F B X 1-2 G5-3 1B		B S B B X 3-1 G4-3 ③			C F X 0-2 S E 1B			3	1	2	0	0	0	0
Hubie Brooks, R (1, 9) OBP: 0.302, SLG: 0.381 Otis Nixon, S (8, 8) OBP: 0.314, SLG: 0.275		1 SAFE C 1 S S S 0-3 K ①			C F B S 1-3 K ①		B X 1-0 L4 ① 1-2			3 0	0 0	0 0	0 0	0 0	2 0	2 0
Tim Wallach, R (1, 5) OBP: 0.348, SLG: 0.432		B 1 SAFE X 1-0 G5-3 ② 1-2			X 0-0 1B 2B		X 0-0 E7 K 2-H 1B			3	1	2	1	0	0	1
Mike Fitzgerald, R (1, 2) OBP: 0.361, SLG: 0.431		F B X 1-1 L7 ③			X 0-0 FC6-4 2-H 1B		F B B C S 2-3 K ② ③ 2-3			3	0	1	1	0	1	2
Jeff Huson, L (1, 6) OBP: 0.324, SLG: 0.333			X 0-0 L5 ①		B B F X 2-1 FC6-4 FC4 ② 1-2f			B X 1-0 F8 ①		3	0	0	0	0	0	1
Dennis Martinez, R (1, 1) OBP: 0.204, SLG: 0.140			B S S C 1-3 K ②		X 0-0 FC4 ③ 1-2f			S T F F X 0-2 G4-3 ②		3	0	0	0	0	1	1
Inning Stats	R: 0 E: 0 K: 0 S: 9 H: 0 LOB: 0 BB: 0 P: 12	R: 0 E: 0 K: 1 S: 9 H: 1 LOB: 1 BB: 0 P: 12	R: 0 E: 0 K: 1 S: 5 H: 0 LOB: 0 BB: 0 P: 7	R: 0 E: 0 K: 1 S: 6 H: 0 LOB: 0 BB: 0 P: 12	R: 1 E: 0 K: 1 S: 8 H: 2 LOB: 1 BB: 0 P: 11	R: 0 E: 0 K: 0 S: 6 H: 0 LOB: 0 BB: 0 P: 8	R: 1 E: 1 K: 1 S: 8 H: 2 LOB: 1 BB: 0 P: 11	R: 0 E: 0 K: 0 S: 9 H: 1 LOB: 1 BB: 0 P: 13		1B: 5 2B: 1 3B: 0 HR: 0	SF: 0 SAC: 0 DP: 0 HBP: 0					

PITCHER	IP	WLS	BF	H	R	ER	SO	BB	IBB	HBP	BLK	WP	HR	S	P	ERA	WHIP
Ken Hill, R (1, 1) ERA: 3.12	8.0	L	29	6	2	2	5	0	0	0	0	0	0	60	86	2.25	0.750

PITCHER	IP	WLS	BF	H	R	ER	SO	BB	IBB	HBP	BLK	WP	HR	S	P	ERA	WHIP

BOTTOM

St. Louis Cardinals @ Montreal Expos

Olympic Stadium, Montreal, QB

Sat Jul 29 1989, 7:05 PM EDT

Att. 33,886 - Unknown

livebaseballscorecards.com

AB	29
R	2
H	6
RBI	2
BB	0
SO	5
LOB	8

1B: 5	SF: 0	WP: 0	PA: 29
2B: 1	SAC: 0	PB: 0	
3B: 0	DP: 0	SB: 1	
HR: 0	HBP: 0	CS: 0	

Batter	1	2	3	4	5	6	7	8	9	AB	R	H	RBI	BB	SO	LOB
Vince Coleman, S (1, 7) OBP: 0.333, SLG: 0.338	F C S 0-3 ① K		B B X 2-0 E8 2-H		C F B B B B 4-2 1B 2B BB		S B C X 1-2 1B 1B 1B 1B	F B B F B X 3-2 G6-4-3 1B		4	2	2	0	1	1	0
Ozzie Smith, S (1, 6) OBP: 0.362, SLG: 0.385	B X 1-0 ② G4-3		1 SAFE B 1 SAFE 1 SAFE X 1-0 ③ L9		C B C X 1-2 1-2 2B 2-3 1B		1 SAFE X 0-0 1B 1-2 1B 1B	B X 1-0 ① ② G6-4-3 1-2f		5	1	2	0	0	0	2
José Oquendo, S (1, 4) OBP: 0.359, SLG: 0.368	X 0-0 ③ G4-3			C F F F F S 0-3 ① K	2 SAFE B B B X 2-0 ② 1B 1-H 2-H 3-H 2B		F F X 0-2 ① P4	B C F B F X 2-2 ③ G4-3		5	1	1	2	0	1	2
Pedro Guerrero, R (1, 3) OBP: 0.385, SLG: 0.458 Leon Durham, L (7, PR) OBP: 0.250, SLG: 0.200 (7, 3)	C B X 1-1 ① F9			F C B B B B 4-2 E BB	C X 0-1 3-H 1B		X 0-0 BB 1B 1B 1-2 2-3 1B		C S B S 1-3 ① K	3 1	0 1	2 1	1 0	1 0	0 1	0 0
Milt Thompson, L (1, 8) OBP: 0.343, SLG: 0.383	B C B X 2-1 ② G3			C B B B F F 1 SAFE X 3-2 E4 1-3	F F S 0-3 ③ K		F F F B B X 2-2 BB 1B 1-2 2-H 3-H 1B		C B F F F B S 2-3 ② K	5	1	1	2	0	2	2
Tom Brunansky, R (1, 9) OBP: 0.323, SLG: 0.429	X 0-0 ③ F9			S 1 SAFE C C 0-3 ② K		B C X 1-1 ① P7	S B C B B B 4-2 G4-3 1B 1-2 2-3 BB		C S B S 1-3 ③ K2-3	4	0	0	0	1	2	2
Terry Pendleton, S (1, 5) OBP: 0.301, SLG: 0.350			S B C F F F F S 1-3 ① K	C F X 0-2 ③ F8		B B B C S B 4-2 BB	F C F X 0-2 G4-3 1B 1-2 2-H 3-H			3	0	1	2	1	1	2
Tony Peña, R (1, 2) OBP: 0.317, SLG: 0.348			B B B B 4-0 SH1-4 E BB		X 0-0 1B SH3-4 2B 1B	B 1 SAFE F 1 SAFE 1 SAFE P F S 2-3 ② K	F B C X 1-2 ② G4-3 1-2 2-3			3	2	1	0	1	1	3
Joe Magrane, R (1, 1) OBP: 0.196, SLG: 0.224 Dan Quisenberry, R (9, 1) OBP: 0.250, SLG: 0.250			L 1 SAFE X 0-1 ② SH1-4 1-2		X 0-0 ① SH3-4 1-2	F C F C 0-3 ③ K	F F B F S 1-3 ③ K			2 0	0 0	0 0	0 0	0 0	2 0	3 0
Inning Stats	R: 0 E: 0 K: 1 S: 5 H: 0 LOB: 0 BB: 0 P: 6	R: 0 E: 0 K: 0 S: 5 H: 0 LOB: 0 BB: 0 P: 8	R: 1 E: 1 K: 1 S: 10 H: 0 LOB: 1 BB: 1 P: 18	R: 0 E: 1 K: 2 S: 18 H: 0 LOB: 2 BB: 1 P: 25	R: 3 E: 0 K: 1 S: 13 H: 4 LOB: 1 BB: 1 P: 20	R: 0 E: 0 K: 2 S: 12 H: 0 LOB: 1 BB: 1 P: 18	R: 4 E: 0 K: 1 S: 25 H: 5 LOB: 2 BB: 1 P: 34	R: 0 E: 0 K: 0 S: 8 H: 1 LOB: 0 BB: 0 P: 14	R: 0 E: 0 K: 3 S: 11 H: 0 LOB: 0 BB: 0 P: 15	1B: 9 2B: 1 3B: 0 HR: 0 SF: 0 SAC: 2 DP: 1 HBP: 0						

TOP

St. Louis Cardinals @ Montreal Expos

Olympic Stadium, Montreal, QB

Sun Jul 30 1989, 3:33 AM EDT

Att. 42,591 - Overcast

livebaseballscorecards.com

AB	35
R	8
H	10
RBI	7
BB	5
SO	11
LOB	16

PITCHER		IP	WLS	BF	H	R	ER	SO	BB	IBB	HBP	BLK	WP	HR	S	P	ERA	WHIP
Bryn Smith, R ERA: 2.13	(1, 1)	6.0	L	27	4	4	3	7	4	0	0	0	0	0	63	95	4.50	1.333
Steve Frey, L ERA: 3.44	(7, 1)	0.1		3	2	2	2	0	0	0	0	0	0	0	7	8	54.00	6.000
Andy McGaffigan, R ERA: 3.43	(7, 1)	0.2		6	3	2	2	1	1	0	0	0	0	0	18	26	27.00	6.000
Joe Hesketh, L ERA: 6.82	(8, 1)	2.0		6	1	0	0	3	0	0	0	0	0	0	19	29	0.00	0.500

PITCHER	IP	WLS	BF	H	R	ER	SO	BB	IBB	HBP	BLK	WP	HR	S	P	ERA	WHIP

BOTTOM

Batter	1	2	3	4	5	6	7	8	9	AB	R	H	RBI	BB	SO	LOB
Otis Nixon, S (1, 8) OBP: 0.309, SLG: 0.270	B C F S 1-3 K			B X 1-0 G6-3		F B X 1-1 G4-6-3 1-2f		X 0-0 L9		4	0	0	0	0	1	3
Damaso Garcia, R (1, 4) OBP: 0.323, SLG: 0.382	X 0-0 F7			B F S F F X 1-2 G5-3			X 0-0 F7		X 0-0 FC6-4 1B 2B 1B	4	1	1	0	0	0	0
Andres Galarraga, R (1, 3) OBP: 0.333, SLG: 0.431 Joe Hesketh, R (8, 1) OBP: 1.000, SLG: 1.000 Wallace Johnson, S (9, PH) OBP: 0.260, SLG: 0.286	X 0-0 G4-3			B X 1-0 G6-3			C X 0-1 G1-3		X 0-0 FC6-4 1-2 1B	3 0 1	0 0 0	0 0 1	0 0 0	0 0 0	0 0 0	0 0 0
Tim Raines, S (1, 7) OBP: 0.423, SLG: 0.464		S B X 1-1 G5-3			B F B B F B 4-2 G6-4-3 BB		X 0-0 HR		C T B F B S 2-3 K	3	1	1	1	1	1	2
Hubie Brooks, R (1, 9) OBP: 0.299, SLG: 0.376		T T S 0-3 K2-3			B X 1-0 G6-4-3 1-2f		C X 0-1 F9		S F X 0-2 FC6-4 2B 1-2f 2-3	4	0	0	0	0	1	3
Tim Wallach, R (1, 5) OBP: 0.348, SLG: 0.433		S T S 0-3 K			B B S B S S 3-3 K			X 0-0 F9	B X 1-0 2B 1-3 3-H	4	0	1	1	0	2	0
Mike Fitzgerald, R (1, 2) OBP: 0.354, SLG: 0.421			F C B C 1-3 K			B X 1-0 G5-3		B X 1-0 G4-3	S X 0-1 G5-3	4	0	0	0	0	1	2
Rex Hudler, R (1, 6) OBP: 0.321, SLG: 0.505			X 0-0 P4			B F B X 2-1 1B 2B		C B B B X 2-1 1B 2B		3	1	2	0	0	0	0
Bryn Smith, R (1, 1) OBP: 0.163, SLG: 0.111 Junior Noboa, R (6, PH) OBP: 0.273, SLG: 0.273 Steve Frey, R (7, 1) Andy McGaffigan, R (7, 1) OBP: 1.000, SLG: 1.000 Nelson Santovenia, R (8, 3) OBP: 0.338, SLG: 0.408			B B X 2-0 G4-3			X 0-0 G4-6-3 2-H 1B		C X 0-1 2-3 1B		1 1 0 0 1	0 0 0 0 0	0 1 0 0 1	0 1 0 0 0	0 0 0 0 0	0 0 0 0 0	0 0 0 0 0
Inning Stats	R: 0 E: 0 K: 1 S: 5 H: 0 LOB: 0 BB: 0 P: 6	R: 0 E: 0 K: 2 S: 8 H: 0 LOB: 0 BB: 0 P: 9	R: 0 E: 0 K: 1 S: 5 H: 0 LOB: 0 BB: 0 P: 8	R: 0 E: 0 K: 0 S: 7 H: 0 LOB: 0 BB: 0 P: 10	R: 0 E: 0 K: 1 S: 6 H: 0 LOB: 0 BB: 1 P: 14	R: 1 E: 0 K: 0 S: 6 H: 2 LOB: 0 BB: 0 P: 10	R: 1 E: 0 K: 0 S: 6 H: 1 LOB: 0 BB: 0 P: 6	R: 0 E: 0 K: 0 S: 7 H: 2 LOB: 2 BB: 0 P: 10	R: 1 E: 0 K: 1 S: 12 H: 3 LOB: 2 BB: 0 P: 15	1B: 4 2B: 3 3B: 0 HR: 1	SF: 0 SAC: 0 DP: 2 HBP: 0			WP: 0 PB: 0 SB: 0 CS: 0	PA: 34		

PITCHER		IP	WLS	BF	H	R	ER	SO	BB	IBB	HBP	BLK	WP	HR	S	P	ERA	WHIP
Joe Magrane, L ERA: 3.05	(1, 1)	8.2	W	33	8	3	3	6	1	0	0	0	0	1	60	86	3.12	1.038
Dan Quisenberry, R ERA: 2.35	(9, 1)	0.1		1	0	0	0	0	0	0	0	0	0	0	2	2	0.00	0.000

PITCHER	IP	WLS	BF	H	R	ER	SO	BB	IBB	HBP	BLK	WP	HR	S	P	ERA	WHIP

St. Louis Cardinals @ Montreal Expos

Olympic Stadium, Montreal, QB

Sun Jul 30 1989, 3:33 AM EDT

Att. 42,591 - Overcast

livebaseballscorecards.com

AB	33
R	3
H	8
RBI	3
BB	1
SO	6
LOB	10

Batter	1	2	3	4	5	6	7	8	9	AB	R	H	RBI	BB	SO	LOB
Otis Nixon, S (1, 8) OBP: 0.315, SLG: 0.279	C B C X 1-2 WP SF8 2B		B S L S 1-3 ① K		B B F B B 4-1 BB		B B X 2-0 1B		X 0-0 ② G1-3	4	1	2	0	1	1	0
Damaso Garcia, R (1, 4) OBP: 0.315, SLG: 0.374 Jeff Huson, L (9, PH) OBP: 0.342, SLG: 0.382 (9, 6)	B X 1-0 ① SF8 2-H		B X 1-0 E5		F 1 SAFE 1 SAFE F 1 SAFE B 1 SAFE B X 2-2 ③ F7		1 SAFE 1 SAFE P X 1-0 ③ F7		C B B X 2-1 2B	3 1	0 0	0 1	1 0	0 0	0 0	2 0
Andres Galarraga, R (1, 3) OBP: 0.334, SLG: 0.439	C F S 0-3 ② K		X 0-0 ② F9			X 0-0 G4-6-3 1B		B C X 1-1 HR	C C B S 1-3 ③ K	5	1	2	1	0	2	2
Tim Raines, S (1, 7) OBP: 0.418, SLG: 0.458	C B B X 2-1 ③ G4-3		X 0-0 ③ G6-3			C X 0-1 ① ② G4-6-3 1-2f		B X 1-0 ① P6		4	0	0	0	0	0	2
Hubie Brooks, R (1, 9) OBP: 0.299, SLG: 0.375		C B F F S 1-3 ① K		C X 0-1 ① P5		B B S F F X 2-2 E 1B		C F B S 1-3 ② K		4	0	1	0	0	2	0
Tim Wallach, R (1, 5) OBP: 0.347, SLG: 0.431		S S B X 1-2 BB 1B		F C B X 1-2 ② G6-3		1 SAFE X 0-0 E5 1-2		B B C F X 2-2 E5 HR		4	1	1	0	0	0	1
Nelson Santovenia, R (1, 2) OBP: 0.341, SLG: 0.422		1 SAFE B 1 SAFE B B B 4-0 1-2 BB		F B X 1-1 ③ G5-3		C X 0-1 ③ P2		1 SAFE B B X 2-0 1-H HR		3	1	1	2	1	0	2
Rex Hudler, R (1, 6) OBP: 0.310, SLG: 0.486 (9, 4)		C X 0-1 ② F7			X 0-0 ① B1		B F X 1-1 ① G6-3	C B F X 1-2 ③ L7		4	0	0	0	0	0	2
Mark Langston, R (1, 1) OBP: 0.195, SLG: 0.250 Tim Burke, R (9, 1)		F S X 0-2 ③ L6			S S S 0-3 ② K		B B S S S X 2-2 F8		B S S X 1-2 ① G1-3	4 0	0 0	0 0	0 0	0 0	1 0	2 0
Inning Stats	R: 1 H: 1 E: 0 LOB: 0 K: 1 BB: 0 S: 9 P: 13	R: 0 H: 1 E: 0 LOB: 2 K: 1 BB: 1 S: 12 P: 18	R: 0 H: 0 E: 1 LOB: 1 K: 1 BB: 0 S: 6 P: 8	R: 0 H: 0 E: 0 LOB: 0 K: 0 BB: 0 S: 7 P: 9	R: 0 H: 0 E: 0 LOB: 1 K: 1 BB: 1 S: 8 P: 14	R: 0 H: 2 E: 1 LOB: 2 K: 0 BB: 0 S: 10 P: 12	R: 0 H: 1 E: 0 LOB: 1 K: 0 BB: 0 S: 8 P: 13	R: 3 H: 2 E: 1 LOB: 0 K: 1 BB: 0 S: 13 P: 21	R: 0 H: 1 E: 0 LOB: 1 K: 1 BB: 0 S: 9 P: 13	1B: 4 SF: 1 2B: 2 SAC: 0 3B: 0 DP: 1 HR: 2 HBP: 0						WP: 1 PA: 39 PB: 0 SB: 0 CS: 0	

TOP

Montreal Expos @ Pittsburgh Pirates

Three Rivers Stadium, Pittsburgh, PA

Mon Jul 31 1989, 7:05 PM EDT

Att. 13,150 - Cloudy

livebaseballscorecards.com

AB	36
R	4
H	8
RBI	4
BB	2
SO	6
LOB	13

PITCHER		IP	WLS	BF	H	R	ER	SO	BB	IBB	HBP	BLK	WP	HR	S	P	ERA	WHIP
John Smiley, L ERA: 2.79	(1, 1)	8.0	L	35	7	4	2	5	2	0	0	0	1	2	73	108	2.25	1.125
Mike Smith, R ERA:	(9, 1)	1.0		4	1	0	0	1	0	0	0	0	0	0	9	13	0.00	1.000

PITCHER		IP	WLS	BF	H	R	ER	SO	BB	IBB	HBP	BLK	WP	HR	S	P	ERA	WHIP

Montreal Expos @ Pittsburgh Pirates

Three Rivers Stadium, Pittsburgh, PA

Mon Jul 31 1989, 7:05 PM EDT

Att. 13,150 - Cloudy

BOTTOM

Batter	1	2	3	4	5	6	7	8	9	AB	R	H	RBI	BB	SO	LOB
John Cangelosi, S (1, 7) OBP: 0.391, SLG: 0.276	B B C X 2-1 CS 1B	C B B B B 4-2 BB		B F B 1 SAFE C F F B F 4-2 F B FC4-6 1-2 BB			B F B B C X 3-2 ② L8		B X 1-0 ③ F7	2	0	1	0	2	0	0
Barry Bonds, L (8, 7) OBP: 0.360, SLG: 0.445										1	0	0	0	0	0	3
Jose Lind, R (1, 4) OBP: 0.285, SLG: 0.303	C 1 SAFE 1 SAFE S 1 SAFE 1 SAFE B F 1 SAFE 1-2 1 SAFE X ① FC5-4 BB 1-2 1B	C F B B X 2-2 ③ F4-9		C X 0-1 ③ FC4-6 1-2f			B F S F F S 1-3 ③ K			4	0	1	0	0	1	4
Jeff King, R (1, 3) OBP: 0.311, SLG: 0.381	B B B C B 4-1 FC5-4 1-2 BB		B S S X 1-2 ① G5-3		X 0-0 ① F8			B B X 2-0 ① L7		3	0	0	0	1	0	0
Bobby Bonilla, S (1, 5) OBP: 0.336, SLG: 0.435	B B C X 2-1 ② FC5-4 FC5-4 1-2f 2-3		C B B B B 4-1 G1-4-6-3 BB		B X 1-0 ② P6			B F C F B X 2-2 ② G5-3		3	0	0	0	1	0	2
R.J. Reynolds, S (1, 8) OBP: 0.349, SLG: 0.419	B F X 1-1 ③ FC5-4 1-2f		B C X 1-1 ② ③ G1-4-6-3 1-2f		B F B F X 2-2 ③ F9			X 0-0 ③ G6-3		4	0	0	0	0	0	3
Glenn Wilson, R (1, 9) OBP: 0.336, SLG: 0.446		B B F C F X 2-2 1B 2B		B C X 1-1 1B 2B	X 0-0 ① F8				B C B B B 4-1 SH1-4 1B BB	3	2	2	0	1	0	0
Junior Ortiz, R (1, 2) OBP: 0.294, SLG: 0.297	C X 0-1 SH1-4 2-H 1B		F B B X 2-1 BB 2-H 1B		B X 1-0 ② P3				X 0-0 SH1-4 1-2 1B	4	0	3	2	0	0	0
Doug Drabek, R (9, PR) OBP: 0.143, SLG: 0.087										0	0	0	0	0	0	0
Jay Bell, R (1, 6) OBP: 0.127, SLG: 0.185	F B X 1-1 ① F9			B S S S 1-3 ① K	B S B F S 2-3 ③ K				B X 1-0 ① SH1-4 1-2 2-3	3	0	0	0	0	2	2
John Smiley, L (1, 1) OBP: 0.154, SLG: 0.143	X 0-0 ② SH1-4 1-2			1 SAFE B 1 SAFE M L M 1-3 ② K			F B C S 1-3 ① K		B F B B F S 3-3 ② K	2	0	0	0	0	2	1
Mike Smith, R (9, 1)										0	0	0	0	0	0	0
Andy Van Slyke, L (9, PH) OBP: 0.308, SLG: 0.352										1	0	0	0	0	1	3

livebaseballscorecards.com

Inning Stats	R: 0 E: 0 K: 0 S: 11	H: 2 LOB: 2 BB: 1 P: 21	R: 1 E: 0 K: 0 S: 14	H: 2 LOB: 2 BB: 1 P: 23	R: 0 E: 0 K: 0 S: 6	H: 0 LOB: 0 BB: 1 P: 12	R: 1 E: 0 K: 2 S: 18	H: 2 LOB: 2 BB: 1 P: 27	R: 0 E: 0 K: 0 S: 5	H: 0 LOB: 0 BB: 0 P: 8
	R: 0 E: 0 K: 1 S: 5	H: 0 LOB: 0 BB: 0 P: 8	R: 0 E: 0 K: 2 S: 11	H: 0 LOB: 0 BB: 0 P: 16	R: 0 E: 0 K: 0 S: 6	H: 0 LOB: 0 BB: 0 P: 10	R: 0 E: 0 K: 1 S: 7	H: 1 LOB: 3 BB: 1 P: 16	1B: 5 2B: 2 3B: 0 HR: 0	SF: 0 SAC: 2 DP: 1 HBP: 0	WP: 0 PB: 0 SB: 0 CS: 1	PA: 37

	AB	30
	R	2
	H	7
	RBI	2
	BB	5
	SO	6
	LOB	18

PITCHER		IP	WLS	BF	H	R	ER	SO	BB	IBB	HBP	BLK	WP	HR	S	P	ERA	WHIP
Mark Langston, L ERA: 2.66	(1, 1)	8.0	W	34	7	2	2	5	5	0	0	0	0	0	78	131	2.25	1.500
Tim Burke, R ERA: 2.48	(9, 1)	1.0	S	3	0	0	0	1	0	0	0	0	0	0	5	10	0.00	0.000

PITCHER	IP	WLS	BF	H	R	ER	SO	BB	IBB	HBP	BLK	WP	HR	S	P	ERA	WHIP

Montreal Expos @ Pittsburgh Pirates

Three Rivers Stadium, Pittsburgh, PA

Tue Aug 01 1989, 7:05 PM EDT

Att. 14,912 - Unknown

TOP

livebaseballscorecards.com

Batter	1	2	3	4	5	6	7	8	9	10	11	AB	R	H	RBI	BB	SO	LOB
Dave Martinez, L (1, 8) (11, 9) OBP: 0.325, SLG: 0.407	G3-1		G6-3		1B 1-2 2-H			G4-3 E 2B		K		5	1	2	1	0	1	1
Jeff Huson, L (1, 4) OBP: 0.302, SLG: 0.333	G3-1			G4-3	G4-3			G4-3 2-3		G6-3		5	0	0	0	0	0	4
Andres Galarraga, R (1, 3) OBP: 0.330, SLG: 0.433	G1-3			K		G6-3		G6-3 3-H			K	5	0	0	0	0	2	0
Tim Raines, S (1, 7) OBP: 0.418, SLG: 0.454		G6-4-3 1B BB		BB		F9		K			G1-3	3	1	0	0	2	1	0
Hubie Brooks, R (1, 9) OBP: 0.300, SLG: 0.378		G6-4-3 1B 1-3		G5-3 1-2		E5			F9		2B 2B	5	0	2	0	0	0	1
Otis Nixon, S (11, PR) (11, 8) OBP: 0.315, SLG: 0.279												0	1	0	0	0	0	0
Tim Wallach, R (1, 5) OBP: 0.345, SLG: 0.426		G6-4-3 1-2f 3-H			F3	G6-3			G5-3		2B IBB	4	1	0	0	1	0	2
Nelson Santovenia, R (1, 2) OBP: 0.343, SLG: 0.427		F8			1B 1B		F8		F8		2B 1-H 2-H	5	1	2	2	0	0	0
Spike Owen, S (1, 6) OBP: 0.380, SLG: 0.358			F7		F8		G3			K2-3	IBB	4	0	0	0	1	1	1
Kevin Gross, R (1, 1) OBP: 0.224, SLG: 0.156			F8		1B 1-2		G4-3			2B	K	2	0	1	0	0	0	0
Wallace Johnson, S (7, PH) OBP: 0.256, SLG: 0.282												1	0	0	0	0	0	0
Zane Smith, L (7, 1) OBP: 0.172, SLG: 0.172												0	0	0	0	0	0	0
Mike Aldrete, L (10, PH) OBP: 0.321, SLG: 0.313												1	0	1	0	0	0	0
Rex Hudler, R (10, PR) OBP: 0.310, SLG: 0.486												0	0	0	0	0	0	0
Tim Burke, R (10, 1)												1	0	0	0	0	1	2
Inning Stats	R: 0 E: 0 K: 0 S: 9 H: 0 LOB: 0 BB: 0 P: 11	R: 1 E: 0 K: 0 S: 6 H: 1 LOB: 0 BB: 1 P: 15	R: 0 E: 0 K: 0 S: 6 H: 0 LOB: 0 BB: 0 P: 10	R: 0 E: 0 K: 1 S: 10 H: 0 LOB: 1 BB: 1 P: 19	R: 1 E: 0 K: 0 S: 12 H: 3 LOB: 2 BB: 0 P: 17	R: 0 E: 1 K: 0 S: 8 H: 0 LOB: 1 BB: 0 P: 9	R: 0 E: 0 K: 0 S: 7 H: 0 LOB: 0 BB: 0 P: 10	R: 1 E: 1 K: 1 S: 9 H: 1 LOB: 0 BB: 0 P: 14	R: 0 E: 0 K: 0 S: 6 H: 0 LOB: 0 BB: 0 P: 10	R: 0 E: 0 K: 2 S: 11 H: 1 LOB: 1 BB: 0 P: 14	R: 2 E: 0 K: 2 S: 16 H: 2 LOB: 2 BB: 2 P: 32	1B: 4 2B: 4 3B: 0 HR: 0	SF: 0 SAC: 0 DP: 1 HBP: 0		WP: 0 PB: 0 SB: 1 CS: 0	PA: 45		

PITCHER		IP	WLS	BF	H	R	ER	SO	BB	IBB	HBP	BLK	WP	HR	S	P	ERA	WHIP
Jeff Robinson, R ERA: 4.48	(1, 1)	7.0		27	4	2	2	1	2	0	0	0	0	0	58	91	2.57	0.857
Bill Landrum, R ERA: 0.52	(8, 1)	2.0		7	1	1	0	1	0	0	0	0	0	0	15	24	0.00	0.500
Doug Bair, R ERA: 2.05	(10, 1)	2.0	L	11	3	2	2	4	0	2	0	0	0	0	27	46	9.00	1.500

AB	41
R	5
H	8
RBI	3
BB	4
SO	6
LOB	11

Batter	1	2	3	4	5	6	7	8	9	10	11	AB	R	H	RBI	BB	SO	LOB
Barry Bonds, L (1, 7) OBP: 0.358, SLG: 0.441	L4		F7		F7		BB			K		4	0	0	0	1	1	0
Jose Lind, R (1, 4) OBP: 0.284, SLG: 0.301	G4-3			1B BB 1B	G5-3		F8			G5-3		5	1	1	0	0	0	1
R.J. Reynolds, S (1, 8) OBP: 0.346, SLG: 0.415	K			F6		G3		G5-4-3 1B		F8		5	0	1	0	0	1	1
Bobby Bonilla, S (1, 5) OBP: 0.339, SLG: 0.443		F7		1B 1-2 BB		HR 1B		1-2f			HR	4	2	2	1	1	0	1
Glenn Wilson, R (1, 9) OBP: 0.337, SLG: 0.443		CS BB BB		1-3 2-H 1B		F4		G4-3			G6-3	4	0	1	1	1	0	1
Jeff King, R (1, 3) OBP: 0.316, SLG: 0.418		1-2 BB		F6		1-H HR			G6-3		G6-3	4	1	1	2	1	0	2
Michael LaValliere, L (1, 2) OBP: 0.420, SLG: 0.372 Junior Ortiz, R (9, PH) OBP: 0.293, SLG: 0.296 (10, 2) Benny Distefano, L (11, PH) OBP: 0.331, SLG: 0.266		K 2-3		1-2 BB		G4-3			G4-3		K	2 1 1	0 0 0	0 0 0	0 0 0	1 0 0	1 0 0	2 0 1
Jay Bell, R (1, 6) OBP: 0.136, SLG: 0.190			K	F9			G4-3		1B			4	0	1	0	0	1	3
Jeff Robinson, R (1, 1) John Cangelosi, S (7, PH) OBP: 0.388, SLG: 0.274 Bill Landrum, R (8, 1) Andy Van Slyke, L (9, PH) OBP: 0.307, SLG: 0.351 Doug Bair, R (10, 1) OBP: 1.000, SLG: 2.000			K		K		G5-3		K			2 1 0 1 0	0 0 0 0 0	0 0 0 0 0	0 0 0 0 0	0 0 0 1 0	2 0 0 1 0	0 0 0 1 0
Inning Stats	R: 0 E: 0 K: 1 S: 8 H: 0 LOB: 0 BB: 0 P: 13	R: 0 E: 0 K: 1 S: 9 H: 0 LOB: 2 BB: 2 P: 22	R: 0 E: 0 K: 2 S: 9 H: 0 LOB: 0 BB: 0 P: 15	R: 1 E: 0 K: 0 S: 12 H: 2 LOB: 3 BB: 2 P: 27	R: 0 E: 0 K: 1 S: 6 H: 0 LOB: 0 BB: 0 P: 11	R: 2 E: 0 K: 0 S: 14 H: 2 LOB: 0 BB: 0 P: 20	R: 0 E: 0 K: 0 S: 6 H: 0 LOB: 1 BB: 1 P: 14	R: 0 E: 0 K: 0 S: 4 H: 1 LOB: 0 BB: 0 P: 7	R: 0 E: 0 K: 1 S: 14 H: 1 LOB: 1 BB: 0 P: 25	R: 0 E: 0 K: 1 S: 8 H: 0 LOB: 0 BB: 0 P: 12	R: 1 E: 0 K: 1 S: 7 H: 1 LOB: 0 BB: 0 P: 10	1B: 5 2B: 1 3B: 0 HR: 2 SF: 0 SAC: 0 DP: 2 HBP: 0						

PITCHER		IP	WLS	BF	H	R	ER	SO	BB	IBB	HBP	BLK	WP	HR	S	P	ERA	WHIP
Kevin Gross, R ERA: 4.36	(1, 1)	6.0		25	4	3	3	5	4	0	0	0	0	1	58	108	4.50	1.333
Zane Smith, L ERA: 3.82	(7, 1)	3.0		11	2	0	0	1	1	0	0	0	0	0	24	46	0.00	1.000
Tim Burke, R ERA: 2.54	(10, 1)	2.0	W	7	1	1	1	2	0	0	0	0	0	1	15	22	4.50	0.500

PITCHER	IP	WLS	BF	H	R	ER	SO	BB	IBB	HBP	BLK	WP	HR	S	P	ERA	WHIP

BOTTOM

Montreal Expos @ Pittsburgh Pirates

Three Rivers Stadium, Pittsburgh, PA

Tue Aug 01 1989, 7:05 PM EDT

Att. 14,912 - Unknown

livebaseballscorecards.com

AB	38
R	4
H	7
RBI	4
BB	5
SO	8
LOB	12

WP: 0	PB: 0	SB: 0	CS: 1
PA: 43			

Montreal Expos @ Pittsburgh Pirates

Three Rivers Stadium, Pittsburgh, PA

Wed Aug 02 1989, 7:05 PM EDT

Att. 27,645 - Unknown

TOP

livebaseballscorecards.com

Batter	1	2	3	4	5	6	7	8	9	AB	R	H	RBI	BB	SO	LOB
Dave Martinez, L (1, 8) OBP: 0.324, SLG: 0.404	F B C X 1-2 G5-3		B C B F X 2-2 G4-3			B B X 2-0 S SH5-3 2B 1B	X 0-0 P7			4	1	1	0	0	0	0
Jeff Huson, L (1, 4) OBP: 0.283, SLG: 0.310	B F B X 2-1 F8		X 0-0 B1-3			L 1 SAFE X 0-1 SH5-3 1-2		B B X 2-0 G4-3		3	0	0	0	0	0	0
Hubie Brooks, R (1, 9) OBP: 0.299, SLG: 0.377	B C C X 1-2 1B			B X 1-0 P9		B X 1-0 L4 2-3		C F B B S 2-3 K		4	0	1	0	0	1	1
Tim Raines, S (1, 7) OBP: 0.416, SLG: 0.454	C X 0-1 G5-3			X 0-0 G4-3		B B X 2-0 3-H 2B		X 0-0 G6-3		4	0	1	1	0	0	1
Mike Aldrete, L (1, 3) OBP: 0.311, SLG: 0.302 Tim Burke, R (9, 1)		C X 0-1 G6-3		C B X 1-1 F7		S B X 1-1 G4-3			B C F X 1-2 G3	4 0	0 0	0 0	0 0	0 0	0 0	1 0
Tim Wallach, R (1, 5) OBP: 0.349, SLG: 0.432		B X 1-0 G6-3 1B			B F F X 1-2 P6		B X 1-0 HR 2B		X 0-0 G6-4-3 1B	4	1	3	0	0	0	0
Nelson Santovenia, R (1, 2) OBP: 0.336, SLG: 0.418		B F B 1 SAFE X 2-1 G6-3 1-2			X 0-0 L3		B F B S X 2-2 G5-3		F X 0-1 G6-4-3 1-2f	4	0	0	0	0	0	3
Spike Owen, S (1, 6) OBP: 0.382, SLG: 0.373		B C B X 2-1 G3			C F B B X 2-2 1B		C S B B F F F X 2-2 2-H HR			3	1	2	2	0	0	1
Pascual Perez, R (1, 1) OBP: 0.205, SLG: 0.243 Andres Galarraga, R (9, 3) OBP: 0.330, SLG: 0.433			B C X 1-1 G1-3		X 0-0 G5-3		X 0-0 F3			3 0	0 0	0 0	0 0	0 0	0 0	1 0
Inning Stats	R: 0 H: 1 E: 0 LOB: 1 K: 0 BB: 0 S: 10 P: 14	R: 0 H: 1 E: 0 LOB: 1 K: 0 BB: 0 S: 7 P: 12	R: 0 H: 0 E: 0 LOB: 0 K: 0 BB: 0 S: 6 P: 9	R: 0 H: 0 E: 0 LOB: 0 K: 0 BB: 0 S: 4 P: 6	R: 0 H: 1 E: 0 LOB: 1 K: 0 BB: 0 S: 8 P: 11	R: 1 H: 2 E: 0 LOB: 1 K: 0 BB: 0 S: 7 P: 13	R: 2 H: 2 E: 0 LOB: 0 K: 0 BB: 0 S: 12 P: 17	R: 0 H: 0 E: 0 LOB: 0 K: 1 BB: 0 S: 5 P: 9	R: 0 H: 1 E: 0 LOB: 0 K: 0 BB: 0 S: 6 P: 7	1B: 5 SF: 0 2B: 2 SAC: 1 3B: 0 DP: 1 HR: 1 HBP: 0						

	AB	33
	R	3
	H	8
	RBI	3
	BB	0
	SO	1
	LOB	8

PITCHER	IP	WLS	BF	H	R	ER	SO	BB	IBB	HBP	BLK	WP	HR	S	P	ERA	WHIP
Rick Reed, R (1, 1) ERA: 4.29	7.0	L	28	7	3	3	0	0	0	0	0	0	1	54	82	3.86	1.000
Mike Smith, R (8, 1) ERA:	2.0		6	1	0	0	1	0	0	0	0	0	0	11	16	0.00	0.500

PITCHER	IP	WLS	BF	H	R	ER	SO	BB	IBB	HBP	BLK	WP	HR	S	P	ERA	WHIP

WP: 0 PA: 34
PB: 0
SB: 1
CS: 0

Montreal Expos @ Pittsburgh Pirates

Three Rivers Stadium, Pittsburgh, PA

Wed Aug 02 1989, 7:05 PM EDT

Att. 27,645 - Unknown

BOTTOM

Batter	1	2	3	4	5	6	7	8	9	AB	R	H	RBI	BB	SO	LOB
Barry Bonds, L (1, 7) OBP: 0.357, SLG: 0.439	FC3-6 1B 1B		G3-1		G4-3		E6 S 3-H			4	0	1	0	0	0	0
Jose Lind, R (1, 4) OBP: 0.289, SLG: 0.302	FC3-6 1-2 1B		S BB		BB		K 1-2			2	0	1	0	2	1	1
Andy Van Slyke, L (1, 8) OBP: 0.303, SLG: 0.346	P8		G4-3 1-2		K			G1-3		4	0	0	0	0	1	4
Bobby Bonilla, S (1, 5) OBP: 0.338, SLG: 0.444	FC3-6 1-2f 2-3			G4-3 2B		G3		K		4	0	1	0	0	1	2
R.J. Reynolds, S (1, 9) OBP: 0.345, SLG: 0.412	K			G4-3 2-3		F7		CS 1B		4	0	1	0	0	1	3
Jeff King, R (1, 3) OBP: 0.301, SLG: 0.394		G4-3	K		G5-3			CS 1-2	P3	4	0	0	0	0	1	1
Michael LaValliere, L (1, 2) OBP: 0.424, SLG: 0.370		L3	FC6-4 IBB				G4-6-3 1B E 1B		G4-3	3	1	1	0	1	0	0
Jay Bell, R (1, 6) OBP: 0.145, SLG: 0.197 Glenn Wilson, R (9, PH) OBP: 0.335, SLG: 0.442	G3		FC6-4 1-2f				G4-6-3 1-2 1B		G3	3 1	0 0	1 0	0 0	0 0	0 0	2 0
Rick Reed, R (1, 1) OBP: 0.286, SLG: 0.167 John Cangelosi, S (7, PH) OBP: 0.385, SLG: 0.271 Mike Smith, R (8, 1)			G5-3		P4		G4-6-3 1-2f 2-3			2 1 0	0 0 0	0 0 0	0 0 0	0 0 0	0 0 0	0 2 0
Inning Stats	R: 0 E: 0 K: 1 S: 15 H: 2 LOB: 2 BB: 0 P: 23	R: 0 E: 0 K: 0 S: 5 H: 0 LOB: 0 BB: 0 P: 7	R: 0 E: 0 K: 0 S: 5 H: 0 LOB: 1 BB: 1 P: 11	R: 0 E: 0 K: 1 S: 8 H: 1 LOB: 2 BB: 1 P: 17	R: 0 E: 0 K: 1 S: 9 H: 0 LOB: 1 BB: 1 P: 17	R: 0 E: 0 K: 0 S: 6 H: 0 LOB: 0 BB: 0 P: 9	R: 1 E: 1 K: 1 S: 13 H: 2 LOB: 1 BB: 0 P: 20	R: 0 E: 0 K: 1 S: 9 H: 1 LOB: 0 BB: 0 P: 12	R: 0 E: 0 K: 0 S: 7 H: 0 LOB: 0 BB: 0 P: 11	1B: 5 2B: 1 3B: 0 HR: 0	SF: 0 SAC: 0 DP: 1 HBP: 0						

	AB	32
	R	1
	H	6
	RBI	0
	BB	3
	SO	5
	LOB	15

WP: 0 PB: 0 SB: 2 CS: 1 PA: 36

PITCHER		IP	WLS	BF	H	R	ER	SO	BB	IBB	HBP	BLK	WP	HR	S	P	ERA	WHIP
Pascual Perez, R ERA: 3.6	(1, 1)	8.0	W	32	6	1	0	5	2	1	0	0	0	0	70	116	0.00	1.000
Tim Burke, R ERA: 2.51	(9, 1)	1.0	S	3	0	0	0	0	0	0	0	0	0	0	7	11	0.00	0.000

PITCHER	IP	WLS	BF	H	R	ER	SO	BB	IBB	HBP	BLK	WP	HR	S	P	ERA	WHIP

livebaseballscorecards.com

Batter	1	2	3	4	5	6	7	8	9	10	11	12	AB	R	H	RBI	BB	SO	LOB
Dave Martinez, L (1, 8) OBP: 0.333, SLG: 0.414	L1-3 1B		G1-6-3 1B		G6-3			2B		BB		F7	4	0	3	0	1	0	1
Joe Hesketh, R (10, 1) OBP: 1.000, SLG: 1.000													0	0	0	0	0	0	0
Damaso Garcia, R (12, PH) OBP: 0.314, SLG: 0.372													1	0	0	0	0	0	1
Andy McGaffigan, R (12, 1) OBP: 1.000, SLG: 1.000													0	0	0	0	0	0	0
Jeff Huson, L (1, 4) OBP: 0.265, SLG: 0.289	L1-3		G1-6-3			L7		F9		K			3	0	0	0	0	0	2
Mike Aldrete, L (8, PH) OBP: 0.309, SLG: 0.299												1B	1	0	0	0	0	0	1
Rex Hudler, R (8, 4) OBP: 0.314, SLG: 0.487													2	0	1	0	0	1	1
Andres Galarraga, R (1, 3) OBP: 0.328, SLG: 0.429	F9			FC4-6 1B		G4-3			G4-3		F9	K	6	0	1	0	0	1	2
Tim Raines, S (1, 7) OBP: 0.416, SLG: 0.453		F8		FC4-6 FC6-4		F9			G4-3 S 1B		F9 S S 1B		5	0	2	0	0	0	1
Hubie Brooks, R (1, 9) OBP: 0.298, SLG: 0.373		BB BB		F9			G5-3		K		K		4	0	0	0	1	2	3
Tim Wallach, R (1, 5) OBP: 0.351, SLG: 0.430		FC6-4 BB		FC6-4			F9		IBB		IBB		2	0	0	0	3	0	1
Mike Fitzgerald, R (1, 2) OBP: 0.346, SLG: 0.410		F9	K				G5-3		K		K 2-3		5	0	0	0	0	3	6
Spike Owen, S (1, 6) OBP: 0.382, SLG: 0.369		FC6-4	P6					F9		FC1-6 BB		1B BB	3	0	0	0	2	0	2
Dennis Martinez, R (1, 1) OBP: 0.214, SLG: 0.137			K	BB				F8		FC1-6 CS		K	1	0	0	0	1	1	0
Wallace Johnson, S (8, PH) OBP: 0.253, SLG: 0.278													1	0	0	0	0	0	0
Zane Smith, L (8, 1) OBP: 0.172, SLG: 0.172													0	0	0	0	0	0	0
Otis Nixon, S (10, PH) OBP: 0.313, SLG: 0.276 (10, 8)													2	0	0	0	0	1	2
Inning Stats	R: 0 E: 0 K: 0 S: 5 H: 1 LOB: 0 BB: 0 P: 5	R: 0 E: 0 K: 0 S: 8 H: 0 LOB: 2 BB: 2 P: 21	R: 0 E: 0 K: 1 S: 6 H: 1 LOB: 0 BB: 0 P: 6	R: 0 E: 0 K: 0 S: 4 H: 1 LOB: 1 BB: 0 P: 10	R: 0 E: 0 K: 1 S: 10 H: 0 LOB: 1 BB: 1 P: 16	R: 0 E: 0 K: 0 S: 4 H: 0 LOB: 0 BB: 0 P: 5	R: 0 E: 0 K: 0 S: 5 H: 0 LOB: 0 BB: 0 P: 8	R: 0 E: 0 K: 0 S: 9 H: 1 LOB: 1 BB: 0 P: 15	R: 0 E: 0 K: 2 S: 13 H: 1 LOB: 2 BB: 1 P: 28	R: 0 E: 0 K: 1 S: 11 H: 0 LOB: 1 BB: 2 P: 20	R: 0 E: 0 K: 2 S: 9 H: 1 LOB: 2 BB: 1 P: 18	R: 0 E: 0 K: 2 S: 12 H: 1 LOB: 2 BB: 1 P: 21	1B: 6 2B: 2 3B: 0 HR: 0	SF: 0 SAC: 0 DP: 2 HBP: 0	WP: 0 PB: 0 SB: 3 CS: 1	PA: 48		

PITCHER		IP	WLS	BF	H	R	ER	SO	BB	IBB	HBP	BLK	WP	HR	S	P	ERA	WHIP
Bob Walk, R ERA: 4.25	(1, 1)	8.0		29	4	0	0	2	3	0	0	0	0	0	51	86	0.00	0.875
Bill Landrum, R ERA: 0.5	(9, 1)	2.0		9	1	0	0	3	2	1	0	0	0	0	24	48	0.00	1.500
Doug Bair, R ERA: 1.93	(11, 1)	2.0	W	10	2	0	0	4	1	1	0	0	0	0	21	39	0.00	1.500

PITCHER	IP	WLS	BF	H	R	ER	SO	BB	IBB	HBP	BLK	WP	HR	S	P	ERA	WHIP

TOP

Montreal Expos @ Pittsburgh Pirates

Three Rivers Stadium, Pittsburgh, PA

Thu Aug 03 1989, 7:05 PM EDT

Att. 12,292 - Unknown

livebaseballscorecards.com

AB	40
R	0
H	7
RBI	0
BB	8
SO	9
LOB	23

Batter	1	2	3	4	5	6	7	8	9	10	11	12	AB	R	H	RBI	BB	SO	LOB
Barry Bonds, L (1, 7) OBP: 0.358, SLG: 0.437	X 0-0 F8 ①		C C C 0-3 K ②		B B I I 4-0 WP IBB			C S B X 1-2 G1 ②		B B F B X 3-1 G1-6-3 1B			4	0	1	0	1	1	0
Jose Lind, R (1, 4) OBP: 0.288, SLG: 0.299	C X 0-1 G6-3 ②		B X 1-0 G5-3 ③		B C C F F F B F B 3-2 X G4-3 ③ 1-2 2-3			B B B B 4-0 BB		1 SAFE B F 1 SAFE 1 SAFE F X 1-2 G1-6-3 ② ③ 1-2f			4	0	0	0	1	0	3
Andy Van Slyke, L (1, 8) OBP: 0.301, SLG: 0.343	C S B X 1-2 1B 1B			B X 1-0 F8 ①		B C X 1-1 P6 ①		1 SAFE B X 1-0 L6 ③			C X 0-1 G4-3 ①		5	0	1	0	0	0	1
Bobby Bonilla, S (1, 5) OBP: 0.336, SLG: 0.441	X 0-0 1-3 1B			X 0-0 F8 ②		B B X 2-0 G4-3 ②			B C X 2-1 G6-3 ①		F B B F F F B S 3-3 K ②		5	0	1	0	0	1	0
Glenn Wilson, R (1, 9) OBP: 0.333, SLG: 0.437	B F 1 SAFE X 1-1 G5-3 ③			B B X 2-0 1B		S F X 0-2 G6-3 ③			B C S X 1-2 G6-3 ②		B F X 1-1 F8 ③		5	0	1	0	0	0	2
Jeff King, R (1, 3) OBP: 0.295, SLG: 0.373		C X 0-1 G5-3 ①		X 0-0 G5-3 ③			C B S X 1-2 F9 ①		C B C B F B B 4-2 HBP BB			C C B X 1-2 F9 ①	4	0	0	0	1	0	1
Michael LaValliere, L (1, 2) OBP: 0.421, SLG: 0.369 Junior Ortiz, R (9, PH) OBP: 0.295, SLG: 0.294 (10, 2)		B C S B B B F X 3-2 F9 ②			B C L X 1-2 CS 1B		C S C 0-3 K ②		C B F H 2-2 1-2 HBP			C X 0-1 G6-3 ②	3 1	0 0	1 0	0 0	1 0	0 0	0 0
Jay Bell, R (1, 6) OBP: 0.154, SLG: 0.219 R.J. Reynolds, S (9, PH) OBP: 0.343, SLG: 0.410 Rafael Belliard, R (10, 6) OBP: 0.271, SLG: 0.268	C B C S 1-3 K ③				C S B X 1-2 WP 1-2 2B		B B C B F X 3-2 G1-3 ③		B C B B F S 3-3 K ③			C X 0-1 S 1B	3 1 1	0 0 1	1 0 1	0 0 0	0 1 0	1 2 0	0 0 0
Bob Walk, R (1, 1) OBP: 0.229, SLG: 0.277 John Cangelosi, S (8, PH) OBP: 0.362, SLG: 0.269 Bill Landrum, R (9, 1) Scott Little, R (10, PH) Doug Bair, R (11, 1) OBP: 1.000, SLG: 2.000 Benny Distefano, L (12, PH) OBP: 0.336, SLG: 0.273			S F C 0-3 K ①		S F S 0-3 K ②			C X 0-1 G6-3 ①		X 0-0 G5-3 ①		S S B 1 SAFE 1 SAFE B X 2-1 1-H 1B	2 1 0 1 0 1	0 0 0 0 0 0	0 0 0 0 0 1	0 0 0 0 0 0	2 0 0 0 0 0	1 0 0 0 0 0	0 0 0 0 0 0
Inning Stats	R: 0 H: 2 E: 0 LOB: 2 K: 0 BB: 0 S: 9 P: 11	R: 0 H: 0 E: 0 LOB: 0 K: 1 BB: 0 S: 9 P: 13	R: 0 H: 0 E: 0 LOB: 0 K: 2 BB: 0 S: 7 P: 8	R: 0 H: 1 E: 0 LOB: 1 K: 0 BB: 0 S: 4 P: 7	R: 0 H: 2 E: 0 LOB: 2 K: 1 BB: 1 S: 16 P: 25	R: 0 H: 0 E: 0 LOB: 0 K: 0 BB: 0 S: 6 P: 9	R: 0 H: 0 E: 0 LOB: 0 K: 1 BB: 0 S: 9 P: 13	R: 0 H: 0 E: 0 LOB: 1 K: 0 BB: 1 S: 6 P: 12	R: 0 H: 0 E: 0 LOB: 2 K: 1 BB: 1 S: 14 P: 26	R: 0 H: 1 E: 0 LOB: 0 K: 0 BB: 0 S: 6 P: 10	R: 0 H: 0 E: 0 LOB: 0 K: 1 BB: 0 S: 9 P: 13	R: 1 H: 2 E: 0 LOB: 1 K: 0 BB: 0 S: 9 P: 12	1B: 7 2B: 1 3B: 0 HR: 0	SF: 0 SAC: 0 DP: 1 HBP: 1					

PITCHER		IP	WLS	BF	H	R	ER	SO	BB	IBB	HBP	BLK	WP	HR	S	P	ERA	WHIP
Dennis Martinez, R ERA: 2.91	(1, 1)	7.0		26	5	0	0	5	0	1	0	0	1	0	60	86	0.00	0.714
Zane Smith, L ERA: 3.76	(8, 1)	2.0		9	0	0	0	1	2	0	1	0	0	0	20	38	0.00	1.000
Joe Hesketh, L ERA: 6.43	(10, 1)	2.0		6	1	0	0	1	0	0	0	0	0	0	15	23	0.00	0.500
Andy McGaffigan, R ERA: 3.55	(12, 1)	0.2	L	4	2	1	1	0	0	0	0	0	0	0	9	12	13.50	3.000

PITCHER	IP	WLS	BF	H	R	ER	SO	BB	IBB	HBP	BLK	WP	HR	S	P	ERA	WHIP

BOTTOM

Montreal Expos @ Pittsburgh Pirates

Three Rivers Stadium, Pittsburgh, PA

Thu Aug 03 1989, 7:05 PM EDT

Att. 12,292 - Unknown

livebaseballscorecards.com

AB	41
R	1
H	8
RBI	1
BB	3
SO	7
LOB	10

Batter	1	2	3	4	5	6	7	8	9	AB	R	H	RBI	BB	SO	LOB
Otis Nixon, S (1, 8) OBP: 0.310, SLG: 0.272	G6-3		F8		F8		G6-3		G6-3 BB 2-3	4	0	0	0	1	0	0
Damaso Garcia, R (1, 4) OBP: 0.310, SLG: 0.373	L3		E 1B 2B		P4			F8	G6-3 1-2 3-H	5	1	1	1	0	0	1
Andres Galarraga, R (1, 3) OBP: 0.328, SLG: 0.428 Wallace Johnson, S (7, 3) OBP: 0.259, SLG: 0.324	1B		E3 1B E 2-3		K			HR	K	3 2	1 1	1 1	0 1	0 0	1 1	1 1
Tim Raines, S (1, 7) OBP: 0.416, SLG: 0.452 Nelson Santovenia, R (7, 2) OBP: 0.339, SLG: 0.421	K		S 1B 1-3 3-H			E5		1B		3 1	0 0	1 1	1 0	0 0	1 0	1 0
Hubie Brooks, R (1, 9) OBP: 0.296, SLG: 0.370 Dave Martinez, L (7, 9) OBP: 0.332, SLG: 0.412		L4	K 1-3 3-H			P2		K		3 1	0 0	0 0	0 0	0 0	1 1	2 1
Tim Wallach, R (1, 5) OBP: 0.351, SLG: 0.429 Mike Aldrete, L (7, 7) OBP: 0.314, SLG: 0.305		G5-3 1B	F8			P6		1-2 1B		3 1	1 0	1 1	0 0	0 0	0 0	2 0
Mike Fitzgerald, R (1, 2) OBP: 0.340, SLG: 0.401 (7, 5)		G5-3 1-2		G4-3		F9		K		4	0	0	0	0	1	4
Spike Owen, S (1, 6) OBP: 0.382, SLG: 0.368 Andy McGaffigan, R (7, 1) OBP: 1.000, SLG: 1.000 Zane Smith, L (9, PH) OBP: 0.200, SLG: 0.233		2-H 1B	G6-3				L5		WP G6-3 2B	3 0 1	0 0 1	1 0 1	1 0 1	0 0 0	0 0 0	0 0 0
Bryn Smith, R (1, 1) OBP: 0.160, SLG: 0.109 Rex Hudler, R (4, PH) OBP: 0.311, SLG: 0.482 Steve Frey, R (4, 1) Jeff Huson, L (7, PH) OBP: 0.255, SLG: 0.277 (7, 6)		F7	K				G6-3		F8	1 1 0 2	0 0 0 0	0 0 0 0	0 0 0 0	0 1 0 0	0 0 0 0	1 0 0 1
Inning Stats	R: 0 E: 0 K: 1 S: 9 H: 1 LOB: 1 BB: 0 P: 14	R: 1 E: 0 K: 0 S: 13 H: 2 LOB: 1 BB: 0 P: 20	R: 2 E: 2 K: 1 S: 13 H: 2 LOB: 1 BB: 0 P: 21	R: 0 E: 0 K: 1 S: 8 H: 0 LOB: 0 BB: 0 P: 14	R: 0 E: 0 K: 1 S: 8 H: 0 LOB: 0 BB: 0 P: 11	R: 0 E: 1 K: 0 S: 6 H: 0 LOB: 1 BB: 0 P: 10	R: 0 E: 0 K: 0 S: 5 H: 0 LOB: 0 BB: 0 P: 9	R: 1 E: 0 K: 2 S: 13 H: 3 LOB: 2 BB: 0 P: 20	R: 1 E: 0 K: 1 S: 9 H: 1 LOB: 1 BB: 1 P: 15	1B: 6 2B: 2 3B: 0 HR: 1 SF: 0 SAC: 0 DP: 0 HBP: 0						

PITCHER		IP	W/L/S	BF	H	R	ER	SO	BB	IBB	HBP	BLK	WP	HR	S	P	ERA	WHIP
Bob Ojeda, L ERA: 3.83	(1, 1)	7.2	W	33	8	4	3	5	0	0	0	0	0	1	72	114	3.52	1.043
Wally Whitehurst, R ERA: 8.59	(8, 1)	1.1		6	1	1	1	2	1	0	0	0	1	0	12	20	6.75	1.500

PITCHER	IP	W/L/S	BF	H	R	ER	SO	BB	IBB	HBP	BLK	WP	HR	S	P	ERA	WHIP

TOP

Montreal Expos @ New York Mets

Shea Stadium, Flushing, NY

Fri Aug 04 1989, 7:05 PM EDT

Att. 41,457 - Unknown

livebaseballscorecards.com

AB	38
R	5
H	9
RBI	4
BB	1
SO	7
LOB	15

WP: 1	PA: 39
PB: 0	
SB: 2	
CS: 0	

Montreal Expos @ New York Mets

Shea Stadium, Flushing, NY

Fri Aug 04 1989, 7:05 PM EDT

Att. 41,457 - Unknown

BOTTOM

Batter	1	2	3	4	5	6	7	8	9	AB	R	H	RBI	BB	SO	LOB
Keith Miller, R (1, 4) OBP: 0.260, SLG: 0.277	1-1 HR 1B	0-0 G6-3		1-3 K		2-1 HR 1B		1-3 K		5	2	2	0	0	2	0
Juan Samuel, R (1, 8) OBP: 0.321, SLG: 0.388	1-1 HR 1B 1-3	1-0 G5-3		1-1 CS 1B		0-0 HR 1B 1-H		2-3 K		5	2	3	2	0	1	0
Howard Johnson, S (1, 5) OBP: 0.386, SLG: 0.606 Gregg Jefferies, S (8, 5) OBP: 0.285, SLG: 0.340	2-1 HR 1-H 3-H		0-0 1B S S	1-2 CS 1-2	2-0 1B 3B	0-1 F7		4-1 BB 2B		4 0	3 0	3 0	3 0	0 1	0 0	0 0
Darryl Strawberry, L (1, 9) OBP: 0.318, SLG: 0.492	0-0 G1-3 1B 2B		4-2 BB S 1-2		2-2 2B 1B 3-H	3-3 K		1-2 2B 1-H		4	3	3	1	1	1	0
Kevin McReynolds, R (1, 7) OBP: 0.336, SLG: 0.422	1-0 G1-3 ① 1-2		1-0 L5 ①		0-0 P3 ①	2-2 G4-3 ③				4	0	0	0	0	0	4
Dave Magadan, L (1, 3) OBP: 0.356, SLG: 0.404	2-0 G3-1 2B 2-H		2-3 K ② 1-2 2-3		2-2 2B 1-H		1-2 F7 ①			4	0	2	2	0	1	2
Barry Lyons, R (1, 2) OBP: 0.289, SLG: 0.345	2-1 G3-1 ② 2-3		0-1 1B ③ 2-H 3-H		0-0 F8 ②		1-2 G5-3 ②			4	0	1	2	0	0	2
Kevin Elster, R (1, 6) OBP: 0.284, SLG: 0.363	0-1 F9 ③			1-2 HR	4-0 IBB		0-0 E6			3	1	1	1	1	0	1
Bob Ojeda, L (1, 1) OBP: 0.174, SLG: 0.136 Wally Whitehurst, R (8, 1)		1-0 G4-3 ①		1-3 K ①	0-0 G5-3 ③		0-3 K ③			4 0	0 0	0 0	0 0	0 0	2 0	3 0
Inning Stats	R: 4 H: 5 E: 0 LOB: 1 K: 0 BB: 0 S: 13 P: 22	R: 0 H: 0 E: 0 LOB: 0 K: 0 BB: 0 S: 3 P: 5	R: 2 H: 2 E: 0 LOB: 1 K: 1 BB: 1 S: 12 P: 18	R: 1 H: 2 E: 0 LOB: 0 K: 2 BB: 0 S: 13 P: 18	R: 2 H: 3 E: 0 LOB: 2 K: 0 BB: 1 S: 10 P: 20	R: 2 H: 2 E: 0 LOB: 0 K: 1 BB: 0 S: 11 P: 18	R: 0 H: 0 E: 1 LOB: 1 K: 1 BB: 0 S: 11 P: 13	R: 0 H: 1 E: 0 LOB: 2 K: 2 BB: 1 S: 11 P: 19		1B: 8 SF: 0 2B: 3 SAC: 0 3B: 1 DP: 0 HR: 3 HBP: 0						

livebaseballscorecards.com

AB	37
R	11
H	15
RBI	11
BB	3
SO	7
LOB	12

PITCHER	IP	WLS	BF	H	R	ER	SO	BB	IBB	HBP	BLK	WP	HR	S	P	ERA	WHIP
Bryn Smith, R (1, 1) ERA: 2.44	3.0	L	16	7	6	6	1	1	0	0	0	0	1	28	45	18.00	2.667
Steve Frey, L (4, 1) ERA: 5.06	3.0		16	7	5	5	3	0	1	0	0	0	2	34	56	15.00	2.333
Andy McGaffigan, R (7, 1) ERA: 3.43	2.0		8	1	0	0	3	1	0	0	0	0	0	22	32	0.00	1.000

PITCHER	IP	WLS	BF	H	R	ER	SO	BB	IBB	HBP	BLK	WP	HR	S	P	ERA	WHIP

Batter	1	2	3	4	5	6	7	8	9	AB	R	H	RBI	BB	SO	LOB
Dave Martinez, L (1, 8) (8, 9) OBP: 0.332, SLG: 0.411	C B F B X 2-2 G5-3 ①		B S C X 1-2 L1 ①		B C F B X 2-2 CS 1B ①			1 SAFE X 0-0 SH1-4 ① 1-2		3	0	1	0	0	0	0
Jeff Huson, L (1, 4) OBP: 0.236, SLG: 0.255	C B C C 1-3 K ②		B B X 2-0 F8 ②		B X 1-0 L7 ②③ 1-2			X 0-0 G3 ② 2-3		4	0	0	0	0	1	2
Hubie Brooks, R (1, 9) OBP: 0.296, SLG: 0.369 Tim Burke, R (8, 1)	F B X 1-1 F7 ③		C X 0-1 1B			B B X 2-0 F9 ①		F B F B F S 2-3 K ③		4 0	0 0	1 0	0 0	0 0	1 0	1 0
Tim Raines, S (1, 7) OBP: 0.414, SLG: 0.456		X 0-0 SF8 3B	B X 1-0 G6-3 ③			B B B C X 3-1 L7 ②			B F B B C F X 3-2 F8 ①	4	1	1	0	0	0	1
Tim Wallach, R (1, 5) OBP: 0.348, SLG: 0.426		X 0-0 SF8 ① 3-H		B B F C C 2-3 K ①		C X 0-1 P3 ③			C X 0-1 P3 ②	3	0	0	1	0	1	0
Andres Galarraga, R (1, 3) OBP: 0.332, SLG: 0.433		B B C B C F B 4-2 S E BB		C F X 0-2 1B			B B X 2-0 K 2B		C X 0-1 F9 ③	3	1	2	0	1	0	0
Nelson Santovenia, R (1, 2) OBP: 0.335, SLG: 0.415		1 SAFE F 1 SAFE F X 0-2 P4 ②		S B 1 SAFE S 1 SAFE X 1-2 P6 ②			F B S 2 SAFE B B S 3-3 K ①② 2-3			3	0	0	0	0	1	3
Spike Owen, S (1, 6) OBP: 0.379, SLG: 0.364		B 1 SAFE B C X 2-1 E4 1-H		1 SAFE B B B X 2-0 L8 ③			B B C X 2-1 G3-1 ③			3	0	0	0	0	0	1
Mark Langston, R (1, 1) OBP: 0.186, SLG: 0.238 Wallace Johnson, S (8, PH) OBP: 0.268, SLG: 0.333 Otis Nixon, S (8, 8) OBP: 0.310, SLG: 0.272		X 0-0 G5-3 ③			X 0-0 F7 ①			C B F F B X 2-2 G3 SH1-4 1B		2 1 0	0 0 0	0 1 0	0 0 0	0 0 0	0 0 0	1 0 0
Inning Stats	R: 0 E: 0 K: 1 S: 8 H: 0 LOB: 0 BB: 0 P: 12	R: 2 E: 1 K: 0 S: 11 H: 1 LOB: 1 BB: 1 P: 17	R: 0 E: 0 K: 0 S: 7 H: 1 LOB: 1 BB: 0 P: 11	R: 0 E: 0 K: 1 S: 10 H: 1 LOB: 1 BB: 0 P: 15	R: 0 E: 0 K: 0 S: 5 H: 1 LOB: 0 BB: 0 P: 8	R: 0 E: 0 K: 0 S: 5 H: 0 LOB: 0 BB: 0 P: 10	R: 0 E: 0 K: 1 S: 6 H: 1 LOB: 0 BB: 0 P: 13	R: 0 E: 0 K: 1 S: 10 H: 1 LOB: 1 BB: 0 P: 14	R: 0 E: 0 K: 0 S: 8 H: 0 LOB: 0 BB: 0 P: 11	1B: 4 2B: 1 3B: 1 HR: 0	SF: 1 SAC: 1 DP: 0 HBP: 0					

PITCHER	IP	WLS	BF	H	R	ER	SO	BB	IBB	HBP	BLK	WP	HR	S	P	ERA	WHIP
Ron Darling, R (1, 1) ERA: 3.89	9.0	W	33	6	2	1	4	1	0	0	0	0	0	70	111	1.00	0.778

PITCHER	IP	WLS	BF	H	R	ER	SO	BB	IBB	HBP	BLK	WP	HR	S	P	ERA	WHIP

TOP

Montreal Expos @ New York Mets

Shea Stadium, Flushing, NY

Sat Aug 05 1989, 7:05 PM EDT

Att. 46,175 - Unknown - 94 F

livebaseballscorecards.com

AB	30
R	2
H	6
RBI	1
BB	1
SO	4
LOB	9

PA: 33

WP: 0 PB: 0 SB: 1 CS: 1

Batter	1	2	3	4	5	6	7	8	9	AB	R	H	RBI	BB	SO	LOB
Keith Miller, R (1, 4) OBP: 0.241, SLG: 0.255	X 0-0 ① P2		B C C B F B X 3-2 ① F8		B B X 2-0 ② P3		B B B C C S 3-3 ② K			4	0	0	0	0	1	1
Juan Samuel, R (1, 8) OBP: 0.320, SLG: 0.385	C C F B X 1-2 ② G5-3		B X 1-0 ② G6-3		B F X 1-1 ③ F9		F B B B C F B 4-2 BB			3	0	0	0	1	0	0
Howard Johnson, S (1, 5) OBP: 0.384, SLG: 0.603	B S S B S 2-3 ③ K		B F X 1-1 PO 1B			B X 1-0 ① L9	F B F F F F X 1-2 ③ G3			4	0	1	0	0	1	2
Kevin McReynolds, R (1, 7) OBP: 0.340, SLG: 0.432		B C B S X 2-2 HR	1 SAFE 0-0 ③ PO 1-2	C B F B B F B 4-2 S BB		B C F B X 2-2 ② G6-3		F S X 0-2 2B 1B		3	2	2	1	1	0	0
Tim Teufel, R (1, 3) OBP: 0.368, SLG: 0.318		F B C B B B 4-2 SH1-3 1B BB	1 SAFE C S B B	1 SAFE 4-2 1-2 BB		B C B X 2-1 1B 1B		M L 1 SAFE L 0-3 ① K		2	0	1	0	2	1	1
Mark Carreon, R (1, 9) OBP: 0.354, SLG: 0.567 Darryl Strawberry, L (8, PH) OBP: 0.320, SLG: 0.497 (9, 9)	C B 1 SAFE 1 SAFE C F B X 2-2 SH1-3 1-2 1B		F B C X 1-2 ① L8		B S B X 2-1 1-3 1B			B X 1-0 G3 1-H 1B 2B		3 1	0 1	2 1	0 1	0 0	0 0	2 0
Barry Lyons, R (1, 2) OBP: 0.286, SLG: 0.340 Mackey Sasser, L (8, PH) OBP: 0.304, SLG: 0.398 (9, 2)	X 0-0 ① SH1-3 1-2 2-3			F B B S B C 3-3 ② K		B F X 1-1 ③ G4-3		X 0-0 ② G3 2-3		2 1	0 0	0 0	0 0	0 0	1 0	4 1
Kevin Elster, R (1, 6) OBP: 0.287, SLG: 0.365	B X 1-0 ② P2			C S B B S 2-3 ③ K			C B X 1-1 SH1-4 1B	X 0-0 ③ 3-H 1B		4	0	2	1	0	1	4
Ron Darling, R (1, 1) OBP: 0.160, SLG: 0.286		S C F B S 1-3 ③ K			F S B F B B F C 3-3 ① K		L 1 SAFE 1 SAFE L X 0-2 ① SH1-4 1-2			2	0	0	0	0	2	2
Inning Stats	R: 0 H: 0 E: 0 LOB: 0 K: 1 BB: 0 S: 8 P: 11	R: 1 H: 2 E: 0 LOB: 2 K: 1 BB: 1 S: 15 P: 25	R: 0 H: 1 E: 0 LOB: 0 K: 0 BB: 0 S: 7 P: 12	R: 0 H: 0 E: 0 LOB: 2 K: 2 BB: 2 S: 14 P: 28	R: 0 H: 0 E: 0 LOB: 0 K: 1 BB: 0 S: 8 P: 14	R: 0 H: 2 E: 0 LOB: 2 K: 0 BB: 0 S: 10 P: 18	R: 0 H: 1 E: 0 LOB: 2 K: 1 BB: 1 S: 18 P: 27	R: 2 H: 3 E: 0 LOB: 1 K: 1 BB: 0 S: 9 P: 10		1B: 7 SF: 0 2B: 1 SAC: 2 3B: 0 DP: 0 HR: 1 HBP: 0						

BOTTOM

Montreal Expos @ New York Mets

Shea Stadium, Flushing, NY

Sat Aug 05 1989, 7:05 PM EDT

Att. 46,175 - Unknown - 94 F

livebaseballscorecards.com

AB	29
R	3
H	9
RBI	3
BB	4
SO	7
LOB	17

WP: 0 PA: 36
PB: 0
SB: 1
CS: 0

PITCHER		IP	WLS	BF	H	R	ER	SO	BB	IBB	HBP	BLK	WP	HR	S	P	ERA	WHIP
Mark Langston, L ERA: 2.61	(1, 1)	7.0		30	6	1	1	6	4	0	0	0	0	1	80	135	1.29	1.429
Tim Burke, R ERA: 2.74	(8, 1)	1.0	L	5	3	2	2	1	0	0	0	0	0	0	9	10	18.00	3.000

PITCHER	IP	WLS	BF	H	R	ER	SO	BB	IBB	HBP	BLK	WP	HR	S	P	ERA	WHIP

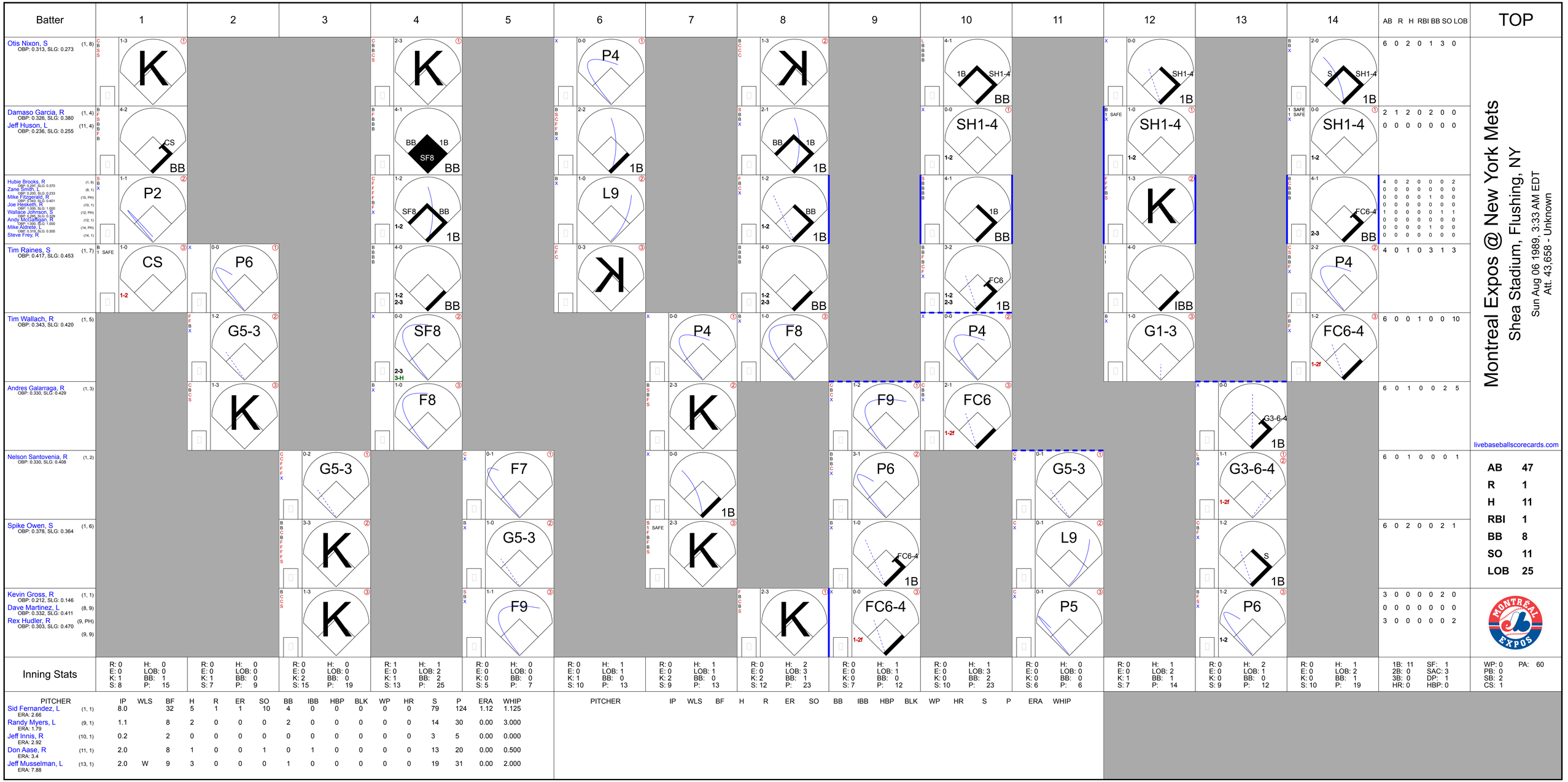
Batter
1
2
3
4
5
6
7
8
9
10
11
12
13
14
AB R H RBI BB SO LOB
TOP
Otis Nixon, S (1, 8) OBP: 0.313, SLG: 0.273
Damaso Garcia, R (1, 4) OBP: 0.326, SLG: 0.380
Jeff Huson, L (11, 4) OBP: 0.236, SLG: 0.255
Hubie Brooks, R (1, 9) OBP: 0.297, SLG: 0.370
Zane Smith, L (8, 1) OBP: 0.200, SLG: 0.233
Mike Fitzgerald, R (10, PH) OBP: 0.333, SLG: 0.401
Joe Hesketh, R (10, 1) OBP: 1.000, SLG: 1.000
Wallace Johnson, S (12, PH) OBP: 0.286, SLG: 0.329
Andy McGaffigan, R (12, 1) OBP: 1.000, SLG: 1.000
Mike Aldrete, L (14, PH) OBP: 0.316, SLG: 0.305
Steve Frey, R (14, 1)
Tim Raines, S (1, 7) OBP: 0.417, SLG: 0.453
Tim Wallach, R (1, 5) OBP: 0.343, SLG: 0.420
Andres Galarraga, R (1, 3) OBP: 0.330, SLG: 0.429
Nelson Santovenia, R (1, 2) OBP: 0.330, SLG: 0.408
Spike Owen, S (1, 6) OBP: 0.378, SLG: 0.364
Kevin Gross, R (1, 1) OBP: 0.212, SLG: 0.146
Dave Martinez, L (8, 9) OBP: 0.332, SLG: 0.411
Rex Hudler, R (9, PH) OBP: 0.303, SLG: 0.470
(9, 9)
Inning Stats
PITCHER IP WLS BF H R ER SO BB IBB HBP BLK WP HR S P ERA WHIP
Sid Fernandez, L (1, 1) ERA: 2.66
Randy Myers, L (9, 1) ERA: 1.79
Jeff Innis, R (10, 1) ERA: 2.92
Don Aase, R (11, 1) ERA: 3.4
Jeff Musselman, L (13, 1) ERA: 7.88
Montreal Expos @ New York Mets
Shea Stadium, Flushing, NY
Sun Aug 06 1989, 3:33 AM EDT
Att. 43,658 - Unknown
livebaseballscorecards.com
AB 47
R 1
H 11
RBI 1
BB 8
SO 11
LOB 25
WP: 0 PB: 0 SB: 2 CS: 1
PA: 60
1B: 11 2B: 0 3B: 0 HR: 0
SF: 1 SAC: 3 DP: 1 HBP: 0

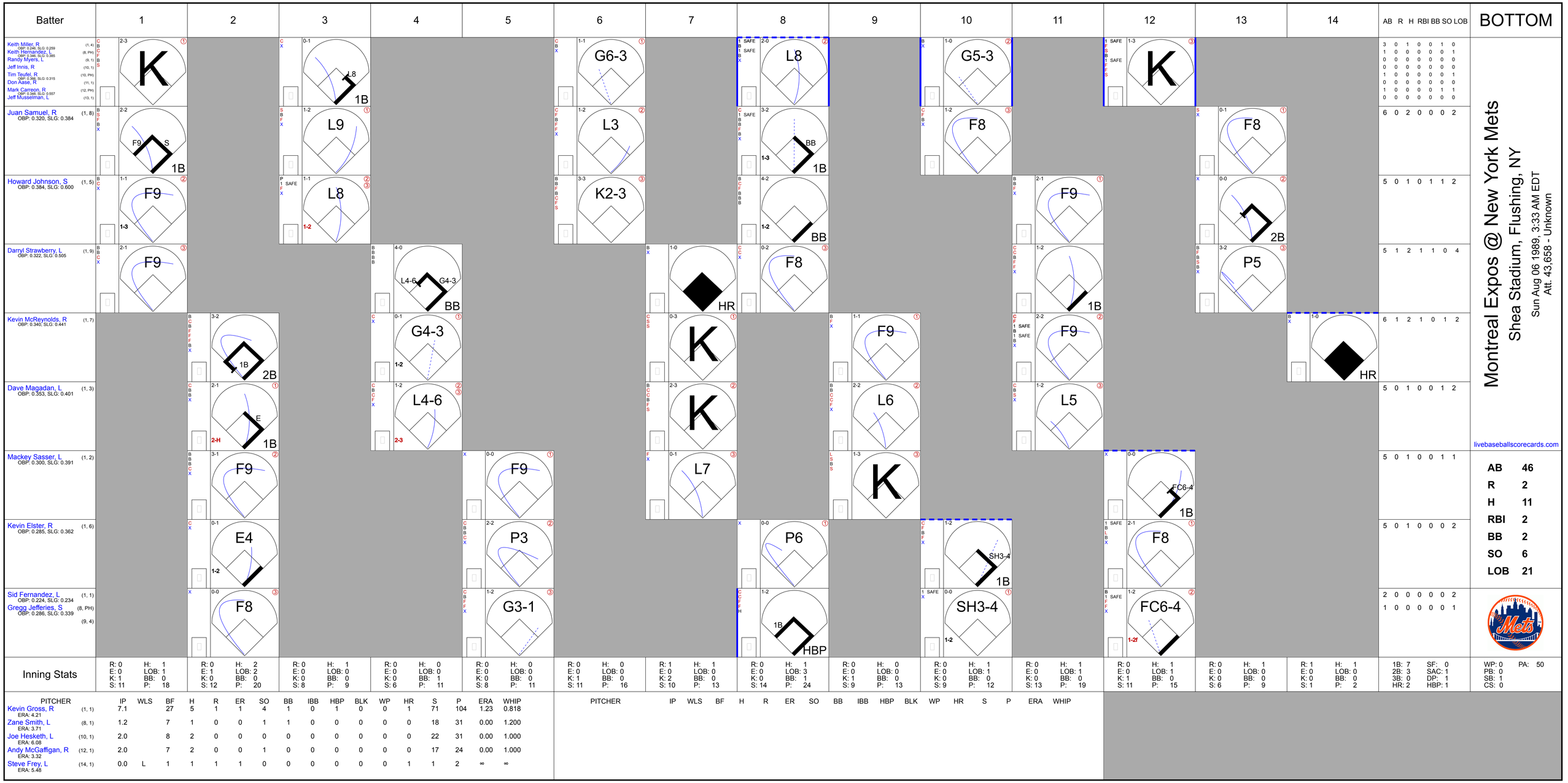

Montreal Expos @ New York Mets

Shea Stadium, Flushing, NY

Sun Aug 06 1989, 3:33 AM EDT

Att. 43,658 - Unknown

Batter	1	2	3	4	5	6	7	8	9	10	11	12	13	14	AB	R	H	RBI	BB	SO	LOB
Keith Miller, R (1, 4) OBP: 0.246, SLG: 0.259	K		L8 1B			G6-3		L8		G5-3		K			3	0	1	0	0	1	0
Keith Hernandez, L (8, PH) OBP: 0.346, SLG: 0.385															1	0	0	0	0	0	1
Randy Myers, L (9, 1)															0	0	0	0	0	0	0
Jeff Innis, R (10, 1)															0	0	0	0	0	0	0
Tim Teufel, R (10, PH) OBP: 0.366, SLG: 0.315															1	0	0	0	0	0	1
Don Aase, R (11, 1)															0	0	0	0	0	0	0
Mark Carreon, R (12, PH) OBP: 0.348, SLG: 0.557															1	0	0	0	0	1	1
Jeff Musselman, L (13, 1)															0	0	0	0	0	0	0
Juan Samuel, R (1, 8) OBP: 0.320, SLG: 0.384	F9 S 1B		L9			L3		BB 1B		F8			F8		6	0	2	0	0	0	2
Howard Johnson, S (1, 5) OBP: 0.384, SLG: 0.600	F9		L8			K2-3		BB			F9		2B		5	0	1	0	1	1	2
Darryl Strawberry, L (1, 9) OBP: 0.322, SLG: 0.505	F9			L4-6 G4-3 BB			HR	F8			1B		P5		5	1	2	1	1	0	4
Kevin McReynolds, R (1, 7) OBP: 0.340, SLG: 0.441		1B 2B		G4-3			K		F9		F9			HR	6	1	2	1	0	1	2
Dave Magadan, L (1, 3) OBP: 0.353, SLG: 0.401		E 1B		L4-6			K		L6		L5				5	0	1	0	0	1	2
Mackey Sasser, L (1, 2) OBP: 0.300, SLG: 0.391		F9			F9		L7		K			FC6-4 1B			5	0	1	0	0	1	1
Kevin Elster, R (1, 6) OBP: 0.285, SLG: 0.362		E4			P3			P6		SH3-4 1B		F8			5	0	1	0	0	0	2
Sid Fernandez, L (1, 1) OBP: 0.224, SLG: 0.234		F8			G3-1			1B HBP		SH3-4		FC6-4			2	0	0	0	0	0	2
Gregg Jefferies, S (8, PH) OBP: 0.286, SLG: 0.339 (9, 4)															1	0	0	0	0	0	1
Inning Stats	R: 0 E: 0 K: 1 S: 11 H: 1 LOB: 1 BB: 0 P: 18	R: 0 E: 1 K: 0 S: 12 H: 2 LOB: 2 BB: 0 P: 20	R: 0 E: 0 K: 0 S: 8 H: 1 LOB: 0 BB: 0 P: 9	R: 0 E: 0 K: 0 S: 6 H: 0 LOB: 0 BB: 1 P: 11	R: 0 E: 0 K: 0 S: 8 H: 0 LOB: 0 BB: 0 P: 11	R: 0 E: 0 K: 1 S: 11 H: 0 LOB: 0 BB: 0 P: 16	R: 1 E: 0 K: 2 S: 10 H: 1 LOB: 0 BB: 0 P: 13	R: 0 E: 0 K: 0 S: 14 H: 1 LOB: 3 BB: 1 P: 24	R: 0 E: 0 K: 1 S: 9 H: 0 LOB: 0 BB: 0 P: 13	R: 0 E: 0 K: 0 S: 9 H: 1 LOB: 1 BB: 0 P: 12	R: 0 E: 0 K: 0 S: 13 H: 1 LOB: 1 BB: 0 P: 19	R: 0 E: 0 K: 1 S: 11 H: 1 LOB: 1 BB: 0 P: 15	R: 0 E: 0 K: 0 S: 6 H: 1 LOB: 0 BB: 0 P: 9	R: 1 E: 0 K: 0 S: 1 H: 1 LOB: 0 BB: 0 P: 2	1B: 7 2B: 3 3B: 0 HR: 2 SF: 0 SAC: 1 DP: 1 HBP: 1	WP: 0 PB: 0 SB: 1 CS: 0 PA: 50

PITCHER		IP	WLS	BF	H	R	ER	SO	BB	IBB	HBP	BLK	WP	HR	S	P	ERA	WHIP
Kevin Gross, R ERA: 4.21	(1, 1)	7.1		27	5	1	1	4	1	0	1	0	0	1	71	104	1.23	0.818
Zane Smith, L ERA: 3.71	(8, 1)	1.2		7	1	0	0	1	1	0	0	0	0	0	18	31	0.00	1.200
Joe Hesketh, L ERA: 6.08	(10, 1)	2.0		8	2	0	0	0	0	0	0	0	0	0	22	31	0.00	1.000
Andy McGaffigan, R ERA: 3.32	(12, 1)	2.0		7	2	0	0	1	0	0	0	0	0	0	17	24	0.00	1.000
Steve Frey, L ERA: 5.48	(14, 1)	0.0	L	1	1	1	1	0	0	0	0	0	0	1	1	2	∞	∞

PITCHER	IP	WLS	BF	H	R	ER	SO	BB	IBB	HBP	BLK	WP	HR	S	P	ERA	WHIP

livebaseballscorecards.com

AB	46
R	2
H	11
RBI	2
BB	2
SO	6
LOB	21

Batter	1	2	3	4	5	6	7	8	9	AB	R	H	RBI	BB	SO	LOB
Dave Martinez, L (1, 8) OBP: 0.337, SLG: 0.413	X 0-0 FC4-6 1B	B B I I 4-0 FC5-4 IBB		X 0-0 ③ G4-3			C X 0-1 G4-6-3 1B		B C B B X 3-1 ③ F8	4	0	2	0	1	0	2
Jeff Huson, L (1, 4) OBP: 0.237, SLG: 0.273	C 1 SAFE F B X 1-2 ① FC4-6 FC3-6 1-2f	F X 0-1 ③ FC5-4 1-2f			X 0-0 G5-3 2B		B X 1-0 ② ③ G4-6-3 1-2f			4	0	1	0	0	0	5
Hubie Brooks, R (1, 9) OBP: 0.295, SLG: 0.366	C 1 SAFE B X 1-1 ② FC3-6 1-2f		B B B C X 3-1 ① G6-3		B F F B F S 2-3 ① K			C B X 1-1 ① G4-3		4	0	0	0	0	1	2
Tim Raines, S (1, 7) OBP: 0.420, SLG: 0.463	C X 0-1 ③ G3		F B B B C F B 4-2 BB		B B B C 2 SAFE C F F F 4-2 F F B BB			X 0-0 HR		2	1	1	1	2	0	1
Tim Wallach, R (1, 5) OBP: 0.342, SLG: 0.425		S B B B X 2-1 HR	1 SAFE C B F X 1-2 ② F9		X 0-0 ② ③ G5-3 2-3f			B X 1-0 ② F9		4	1	1	1	0	0	3
Andres Galarraga, R (1, 3) OBP: 0.329, SLG: 0.427		B C X 1-1 E FC3-2 1B	B X 1-0 ③ G5-3			F F B X 1-2 ① G6-3		C F C 0-3 ③ K		4	0	1	0	0	1	1
Nelson Santovenia, R (1, 2) OBP: 0.329, SLG: 0.405		B B B C F X 3-2 E1 SH2-4 FC3-2 1-3		B F F B S 2-3 ① K		X 0-0 ② F6			B F B X 2-1 FC3-6 1B	4	0	1	0	0	1	1
Spike Owen, S (1, 6) OBP: 0.376, SLG: 0.360		C B 1 SAFE X 1-1 ① FC3-2 SH2-4 1-2 3-H		B B B C B 4-1 SH1-4 BB		C B B X 2-1 G4-3			C B X 1-1 ① FC3-6 FC6-4 1-2f	3	0	0	0	1	0	3
Pascual Perez, R (1, 1) OBP: 0.205, SLG: 0.243 Wallace Johnson, S (7, PH) OBP: 0.262, SLG: 0.325 Andy McGaffigan, R (7, 1) OBP: 1.000, SLG: 1.000 Mike Aldrete, L (9, PH) OBP: 0.317, SLG: 0.303		X 0-0 ② SH2-4 1-2 2-3		X 0-0 ② SH1-4 1-2			X 0-0 ① G3-1		S X 0-1 ② FC6-4 1-2f	0 1 0 1	0 0 0 0	0 0 0 0	0 0 0 0	0 0 0 0	0 0 0 0	0 0 0 1
Inning Stats	R: 0 H: 1 E: 0 LOB: 1 K: 0 BB: 0 S: 8 P: 10	R: 1 H: 2 E: 1 LOB: 3 K: 0 BB: 1 S: 12 P: 23	R: 0 H: 0 E: 0 LOB: 1 K: 0 BB: 1 S: 9 P: 18	R: 0 H: 0 E: 0 LOB: 1 K: 1 BB: 1 S: 6 P: 12	R: 0 H: 1 E: 0 LOB: 1 K: 1 BB: 1 S: 13 P: 19	R: 0 H: 0 E: 0 LOB: 0 K: 0 BB: 0 S: 6 P: 9	R: 0 H: 1 E: 0 LOB: 0 K: 0 BB: 0 S: 4 P: 5	R: 1 H: 1 E: 0 LOB: 0 K: 1 BB: 0 S: 7 P: 9	R: 0 H: 1 E: 0 LOB: 1 K: 0 BB: 0 S: 8 P: 14	1B: 4 SF: 0 2B: 1 SAC: 2 3B: 0 DP: 2 HR: 2 HBP: 0						WP: 0 PA: 37 PB: 0 SB: 0 CS: 0

PITCHER	IP	WLS	BF	H	R	ER	SO	BB	IBB	HBP	BLK	WP	HR	S	P	ERA	WHIP
Greg Maddux, R (1, 1) ERA: 2.78	9.0	W	37	7	2	2	3	3	1	0	0	0	2	73	119	2.00	1.111

PITCHER	IP	WLS	BF	H	R	ER	SO	BB	IBB	HBP	BLK	WP	HR	S	P	ERA	WHIP

TOP

Montreal Expos @ Chicago Cubs

Wrigley Field, Chicago, IL

Mon Aug 07 1989, 7:05 PM CDT

Att. 39,002 - Unknown

livebaseballscorecards.com

AB	31
R	2
H	7
RBI	2
BB	4
SO	3
LOB	19

Montreal Expos @ Chicago Cubs

Wrigley Field, Chicago, IL

Mon Aug 07 1989, 7:05 PM CDT

Att. 39,002 - Unknown

livebaseballscorecards.com

BOTTOM

Batter	1	2	3	4	5	6	7	8	9	AB	R	H	RBI	BB	SO	LOB
Jerome Walton, R (1, 8) OBP: 0.350, SLG: 0.431	B S B X 2-1 23 G4-3 23 PB 1B		S B S B X 2-2 1B 3B		F X 0-1 ① L1-4		B B C X 2-1 23 HR 1B			4	2	3	0	0	0	0
23 Ryne Sandberg, R (1, 4) OBP: 0.332, SLG: 0.447	B C C F X 1-2 ① G4-3 1-3		S F B B S 2-3 ① K		B X 1-0 G4-3 1B		1 SAFE 1 SAFE X 0-0 1-H HR			4	1	2	2	0	1	2
Dwight Smith, L (1, 7) OBP: 0.379, SLG: 0.511	C S B B S 2-3 ② K		X 0-0 3-H HR 1B		B B C F X 2-2 ② G4-3 1-2		S B B S F B F S 3-3 ② K			4	1	1	1	0	2	2
Mark Grace, L (1, 3) OBP: 0.384, SLG: 0.449	X 0-0 ③ G3-1		P C S 1 SAFE X 1-2 1-H HR		B C F B B F X 3-2 ③ L7		C B B X 2-1 ③ G4-3			4	1	1	2	0	0	2
Andre Dawson, R (1, 9) OBP: 0.295, SLG: 0.447		C F S 0-3 ① K	X 0-0 ② F6			B F F B S 2-3 ① K		F C S 0-3 ① K		4	0	0	0	0	3	0
Damon Berryhill, S (1, 2) OBP: 0.285, SLG: 0.352		X 0-0 ② G4-3	X 0-0 ③ G3			B S X 1-1 ② G5-3		X 0-0 1B		4	0	1	0	0	0	0
Vance Law, R (1, 5) OBP: 0.288, SLG: 0.347		B C B B X 3-1 1B 1B		B F B B F C 3-3 ① K		B C B S F X 2-2 1B		C B 1 SAFE 1 SAFE B X 2-1 ② P3		4	0	2	0	0	1	1
Shawon Dunston, R (1, 6) OBP: 0.316, SLG: 0.402		B S B F X 2-2 1-2 1B		X 0-0 ② G5-3		B X 1-0 ③ F8		B B X 2-0 ③ F7		4	0	1	0	0	0	2
Greg Maddux, R (1, 1) OBP: 0.246, SLG: 0.268		C F B C 1-3 ③ K		X 0-0 ③ G1-3			S X 0-1 ① G3			3	0	0	0	0	1	2
Inning Stats	R: 0 H: 1 E: 0 LOB: 1 K: 1 BB: 0 S: 10 P: 15	R: 0 H: 2 E: 0 LOB: 2 K: 2 BB: 0 S: 12 P: 18	R: 3 H: 3 E: 0 LOB: 0 K: 1 BB: 0 S: 13 P: 17	R: 0 H: 0 E: 0 LOB: 0 K: 1 BB: 0 S: 5 P: 8	R: 0 H: 1 E: 0 LOB: 1 K: 0 BB: 0 S: 10 P: 16	R: 0 H: 1 E: 0 LOB: 1 K: 1 BB: 0 S: 10 P: 16	R: 2 H: 2 E: 0 LOB: 0 K: 1 BB: 0 S: 12 P: 19	R: 0 H: 1 E: 0 LOB: 1 K: 1 BB: 0 S: 7 P: 11		1B: 8 SF: 0 2B: 0 SAC: 0 3B: 1 DP: 0 HR: 2 HBP: 0						

	AB	35
	R	5
	H	11
	RBI	5
	BB	0
	SO	8
	LOB	11

WP: 0 PA: 35
PB: 1
SB: 0
CS: 0

PITCHER		IP	WLS	BF	H	R	ER	SO	BB	IBB	HBP	BLK	WP	HR	S	P	ERA	WHIP
Pascual Perez, R ERA: 3.64	(1, 1)	6.0	L	26	8	3	3	6	0	0	0	0	0	1	60	90	4.50	1.333
Andy McGaffigan, R ERA: 3.5	(7, 1)	2.0		9	3	2	2	2	0	0	0	0	0	1	19	30	9.00	1.500

PITCHER	IP	WLS	BF	H	R	ER	SO	BB	IBB	HBP	BLK	WP	HR	S	P	ERA	WHIP

Batter	1	2	3	4	5	6	7	8	9	AB	R	H	RBI	BB	SO	LOB
Dave Martinez, L (1, 8) OBP: 0.341, SLG: 0.416	B B F X 2-1 F7 ①		B C X 1-1 1B 1B		B C B F X 2-2 G4-3 1B			C B X 1-1 F8 ②		3	0	2	0	0	0	0
Rex Hudler, R (8, PH) OBP: 0.301, SLG: 0.466										1	0	0	0	0	0	0
(8, 8)																
Jeff Huson, L (1, 4) OBP: 0.242, SLG: 0.276	B B B C X 3-1 F7 ②		1 SAFE X 0-0 1-3 1B		1 SAFE 1 SAFE B X 1-0 G4-3 ② ③ 1-2f			B C X 1-1 G6-3 ③		3	0	1	0	0	0	1
Damaso Garcia, R (8, PH) OBP: 0.324, SLG: 0.378										1	0	0	0	0	0	0
(8, 4)																
Hubie Brooks, R (1, 9) OBP: 0.294, SLG: 0.363	B C B F B F B 4-2 BB		B X 1-0 F9 ③			C C B X 1-2 F9 ①			C B X 1-1 F8 ①	3	0	0	0	1	0	2
Tim Raines, S (1, 7) OBP: 0.418, SLG: 0.460	C F C 0-3 K ③			C X 0-1 G3 ①		B X 1-0 P5 ②			B B B C X 3-1 1B 1B	4	0	1	0	0	1	1
Tim Wallach, R (1, 5) OBP: 0.343, SLG: 0.425		C B B F B B 4-2 CS BB		X 0-0 HR 1B		B X 1-0 L8 ③			X 0-0 F9 ②	3	1	1	0	1	0	1
Andres Galarraga, R (1, 3) OBP: 0.328, SLG: 0.425		B 1 SAFE S F S 1-3 K ①		S S B S 1-3 K ②			C B S B F F X 3-2 G6-3 ①		C B S X 1-2 1-3 S 1B	4	0	1	0	0	2	2
Otis Nixon, S (9, PR) OBP: 0.313, SLG: 0.273										0	0	0	0	0	0	0
Mike Fitzgerald, R (1, 2) OBP: 0.341, SLG: 0.414		B C F B F 1 SAFE 1 SAFE B F 3-2 F F X F9 ②		B B X 2-0 1-H HR			S C B F S 1-3 K ②		1 SAFE S X 0-1 1-2 G1-3 ③	4	1	1	2	0	1	3
Spike Owen, S (1, 6) OBP: 0.373, SLG: 0.356		C B 1-1 1-2 CS ③	B B C X 2-1 F9 ①	C C B X 1-2 G6-3 ③			B X 1-0 F8 ③			3	0	0	0	0	0	0
Dennis Martinez, R (1, 1) OBP: 0.207, SLG: 0.132			X 0-0 F8 ②		X 0-0 G6-3 ①			S B C T X 1-2 L7 ①		2	0	0	0	0	0	0
Wallace Johnson, S (8, PH) OBP: 0.259, SLG: 0.321										1	0	0	0	0	0	0
Zane Smith, L (8, 1) OBP: 0.200, SLG: 0.233										0	0	0	0	0	0	0
Inning Stats	R: 0 E: 0 K: 1 S: 10 H: 0 LOB: 1 BB: 1 P: 19	R: 0 E: 0 K: 1 S: 13 H: 0 LOB: 0 BB: 1 P: 22	R: 0 E: 0 K: 0 S: 7 H: 2 LOB: 2 BB: 0 P: 11	R: 2 E: 0 K: 1 S: 10 H: 2 LOB: 0 BB: 0 P: 14	R: 0 E: 0 K: 0 S: 5 H: 1 LOB: 0 BB: 0 P: 8	R: 0 E: 0 K: 0 S: 5 H: 0 LOB: 0 BB: 0 P: 8	R: 0 E: 0 K: 1 S: 10 H: 0 LOB: 0 BB: 0 P: 15	R: 0 E: 0 K: 0 S: 8 H: 0 LOB: 0 BB: 0 P: 11	R: 0 E: 0 K: 0 S: 10 H: 2 LOB: 3 BB: 0 P: 15	1B: 6 2B: 0 3B: 0 HR: 1	SF: 0 SAC: 0 DP: 1 HBP: 0						

TOP

Montreal Expos @ Chicago Cubs

Wrigley Field, Chicago, IL

Tue Aug 08 1989, 3:33 AM CDT

Att. 38,126 - Sunny

livebaseballscorecards.com

AB	32
R	2
H	7
RBI	2
BB	2
SO	4
LOB	10

PITCHER		IP	WLS	BF	H	R	ER	SO	BB	IBB	HBP	BLK	WP	HR	S	P	ERA	WHIP
Mike Bielecki, R ERA: 2.79	(1, 1)	7.0	W	26	5	2	2	4	2	0	0	0	0	1	60	97	2.57	1.000
Mitch Williams, L ERA: 1.46	(8, 1)	1.1		5	1	0	0	0	0	0	0	0	0	0	12	19	0.00	0.750
Les Lancaster, R ERA:	(9, 1)	0.2	S	3	1	0	0	0	0	0	0	0	0	0	6	7	0.00	1.500

PITCHER	IP	WLS	BF	H	R	ER	SO	BB	IBB	HBP	BLK	WP	HR	S	P	ERA	WHIP

Batter	1	2	3	4	5	6	7	8	9	AB	R	H	RBI	BB	SO	LOB
Jerome Walton, R (1, 8) OBP: 0.349, SLG: 0.438	HR		G6-3			K		F9		4	1	1	1	0	1	1
23 Ryne Sandberg, R (1, 4) OBP: 0.333, SLG: 0.454	G6-3		G6-3			HR		1B		4	1	2	1	0	0	0
Dwight Smith, L (1, 7) OBP: 0.378, SLG: 0.509	P6			G6-4-3 1B		K				3	0	1	0	0	1	0
Darrin Jackson, R (8, PH) (9, 7) OBP: 0.300, SLG: 0.338								1B		1	0	1	1	0	0	0
Mark Grace, L (1, 3) OBP: 0.385, SLG: 0.456	BB			L9			HR	G4-3		3	1	1	1	1	0	3
Andre Dawson, R (1, 9) OBP: 0.292, SLG: 0.442	L4			G6-4-3 1-2f			K			3	0	0	0	0	1	2
Damon Berryhill, S (1, 2) OBP: 0.283, SLG: 0.349		G4-3			K		G3			3	0	0	0	0	1	0
Vance Law, R (1, 5) OBP: 0.286, SLG: 0.344		K			K		F9			3	0	0	0	0	2	0
Mitch Williams, L (8, 1)										0	0	0	0	0	0	0
Les Lancaster, R (9, 1) OBP: 0.250, SLG: 0.500										0	0	0	0	0	0	0
Shawon Dunston, R (1, 6) OBP: 0.313, SLG: 0.398		P4			G6-3			L9		3	0	0	0	0	0	0
Mike Bielecki, R (1, 1) OBP: 0.042, SLG: 0.021			K			K				2	0	0	0	0	2	0
Domingo Ramos, R (8, 5) OBP: 0.348, SLG: 0.376								23 1B 1B 1B		1	1	1	0	0	0	0
Inning Stats	R: 1 E: 0 K: 0 S: 8 H: 1 LOB: 1 BB: 1 P: 16	R: 0 E: 0 K: 1 S: 6 H: 0 LOB: 0 BB: 0 P: 11	R: 0 E: 0 K: 1 S: 7 H: 0 LOB: 0 BB: 0 P: 12	R: 0 E: 0 K: 0 S: 4 H: 1 LOB: 0 BB: 0 P: 7	R: 0 E: 0 K: 2 S: 8 H: 0 LOB: 0 BB: 0 P: 12	R: 1 E: 0 K: 3 S: 12 H: 1 LOB: 0 BB: 0 P: 17	R: 1 E: 0 K: 1 S: 10 H: 1 LOB: 0 BB: 0 P: 13	R: 1 E: 0 K: 0 S: 12 H: 3 LOB: 2 BB: 0 P: 18		1B: 4 2B: 0 3B: 0 HR: 3	SF: 0 SAC: 0 DP: 1 HBP: 0					

PITCHER	IP	WLS	BF	H	R	ER	SO	BB	IBB	HBP	BLK	WP	HR	S	P	ERA	WHIP
Dennis Martinez, R (1, 1) ERA: 2.95	7.0	L	25	4	3	3	8	1	0	0	0	0	3	55	88	3.86	0.714
Zane Smith, L (8, 1) ERA: 3.75	1.0		6	3	1	1	0	0	0	0	0	0	0	12	18	9.00	3.000

PITCHER	IP	WLS	BF	H	R	ER	SO	BB	IBB	HBP	BLK	WP	HR	S	P	ERA	WHIP

BOTTOM

Montreal Expos @ Chicago Cubs

Wrigley Field, Chicago, IL

Tue Aug 08 1989, 3:33 AM CDT

Att. 38,126 - Sunny

livebaseballscorecards.com

AB	30
R	4
H	7
RBI	4
BB	1
SO	8
LOB	6

Batter	1	2	3	4	5	6	7	8	9	AB	R	H	RBI	BB	SO	LOB
Dave Martinez, L (1, 8) OBP: 0.341, SLG: 0.412	B C F B C 2-3 ① K		C B S B B F B 4-2 1-2 BB			B F B X 2-1 ① F9		X 0-0 ① ② L6 2-3		2	0	0	0	1	1	0
Rex Hudler, R (8, PH) OBP: 0.298, SLG: 0.462 (8, 8)										1	0	0	0	0	0	2
Jeff Huson, L (1, 4) OBP: 0.231, SLG: 0.262	C B B X 2-1 ② F7		B C B F X 2-2 ③ 4-3			X 0-0 ② G3		B S B X 2-1 1-2 1B		3	0	0	0	0	0	2
Damaso Garcia, R (8, PH) OBP: 0.328, SLG: 0.382 (8, 4)										1	0	1	0	0	0	0
Andres Galarraga, R (1, 3) OBP: 0.327, SLG: 0.423	B B F S B C 3-3 ③ K			B F B C X 2-2 1B		F C B X 1-2 ③ 1-3		F C F F S 0-3 ③ K		4	0	1	0	0	2	2
Tim Raines, S (1, 7) OBP: 0.414, SLG: 0.455		B B B C F X 3-2 ① 4-3		B S X 1-1 ① F8			C B S B F X 2-2 ① 4-3		X 0-0 ① 6-3	4	0	0	0	0	0	1
Mike Aldrete, L (1, 9) OBP: 0.317, SLG: 0.298		B C B F C 2-3 ② K		C B B F S 2-3 ② K			B F F B F B B 4-2 BB		B B C B S F F X 3-2 2B 1B	2	0	0	0	1	2	1
Nelson Santovenia, R (9, PH) OBP: 0.332, SLG: 0.408										1	0	1	0	0	0	0
Tim Wallach, R (1, 5) OBP: 0.340, SLG: 0.421		X 0-0 ③ F9		B X 1-0 ③ P5			X 0-0 ② P6		B C S B F X 2-2 ② P2	4	0	0	0	0	0	3
Mike Fitzgerald, R (1, 2) OBP: 0.339, SLG: 0.415		X 0-0 ① 4-3			C B B X 2-1 ① F9		C X 0-1 ③ F8		B X 1-0 1-3 2B	4	0	1	0	0	0	1
Spike Owen, S (1, 6) OBP: 0.372, SLG: 0.353		C B S B F B X 3-2 ② G3			F X 0-1 ② P4			B B B B 4-0 L6 BB BB	B C B X 2-1 ③ F6	3	0	0	0	1	0	2
Bryn Smith, R (1, 1) OBP: 0.173, SLG: 0.106		C S B B B B 4-2 BB BB			B C C C 1-3 ③ K			B C B F B B 4-2 1-2 1B BB		1	0	0	0	1	1	0
Wallace Johnson, S (8, PH) OBP: 0.267, SLG: 0.321										0	0	0	0	1	0	0
Rich Thompson, R (8, 1)										0	0	0	0	0	0	0
Inning Stats	R: 0 E: 0 K: 2 S: 8 H: 0 LOB: 0 BB: 0 P: 15	R: 0 E: 0 K: 1 S: 7 H: 0 LOB: 0 BB: 0 P: 12	R: 0 E: 0 K: 0 S: 13 H: 0 LOB: 2 BB: 2 P: 26	R: 0 E: 0 K: 1 S: 9 H: 1 LOB: 1 BB: 0 P: 15	R: 0 E: 0 K: 1 S: 7 H: 0 LOB: 0 BB: 0 P: 10	R: 0 E: 0 K: 0 S: 6 H: 0 LOB: 0 BB: 0 P: 9	R: 0 E: 0 K: 0 S: 10 H: 0 LOB: 1 BB: 1 P: 16	R: 0 E: 0 K: 1 S: 10 H: 1 LOB: 2 BB: 2 P: 20	R: 0 E: 0 K: 0 S: 13 H: 2 LOB: 2 BB: 0 P: 21	1B: 3 2B: 2 3B: 0 HR: 0	SF: 0 SAC: 0 DP: 1 HBP: 0						

PITCHER	IP	WLS	BF	H	R	ER	SO	BB	IBB	HBP	BLK	WP	HR	S	P	ERA	WHIP
Rick Sutcliffe, R (1, 1) ERA: 3.26	7.0	W	26	1	0	0	5	4	0	0	0	0	0	60	107	0.00	0.714
Mitch Williams, L (8, 1) ERA: 1.41	2.0	S	9	3	0	0	1	1	0	0	0	0	0	23	37	0.00	2.000

PITCHER	IP	WLS	BF	H	R	ER	SO	BB	IBB	HBP	BLK	WP	HR	S	P	ERA	WHIP

TOP

Montreal Expos @ Chicago Cubs

Wrigley Field, Chicago, IL

Wed Aug 09 1989, 3:33 AM CDT

Att. 39,009 - Cloudy - 73 F

livebaseballscorecards.com

AB	30
R	0
H	4
RBI	0
BB	5
SO	6
LOB	14

1B: 3	SF: 0	WP: 0	PA: 35
2B: 2	SAC: 0	PB: 0	
3B: 0	DP: 1	SB: 0	
HR: 0	HBP: 0	CS: 0	

Batter	1	2	3	4	5	6	7	8	9	AB	R	H	RBI	BB	SO	LOB
Jerome Walton, R (1, 8) OBP: 0.348, SLG: 0.436	X 0-0 ① 5-3		C B S X 1-2 23 HR 1B		C X 0-1 ① 5-3			B X 1-0 ① 5-3		4	1	1	0	0	0	0
23 Ryne Sandberg, R (1, 4) OBP: 0.333, SLG: 0.459	B B C C B X 3-2 ② 6-3		B B B X 3-0 1-H HR		B B B C X 3-1 ② 6-3			C B B F X 2-2 ② 6-3		4	1	1	2	0	0	0
Dwight Smith, L (1, 7) OBP: 0.372, SLG: 0.500	C F B B F C 2-3 ③ K		X 0-0 ② F8		F B F X 1-2 ③ 1-3			C B X 1-1 ③ F9		4	0	0	0	0	1	0
Mark Grace, L (1, 3) OBP: 0.390, SLG: 0.458		C B S B B B 4-2 1B 1B BB	B C B B F B 4-2 BB			B B X 2-0 G5-4-3 1B				1	1	1	0	2	0	0
Andre Dawson, R (1, 9) OBP: 0.292, SLG: 0.441		C F B X 1-2 1B 1-2 1B	B F F X 1-2 ③ 5-3			C X 0-1 ① ② G5-4-3 1-2f				3	0	1	0	0	0	2
Damon Berryhill, S (1, 2) OBP: 0.283, SLG: 0.349	B S F X 1-2 G1-6-3 1-3 2-H 1B			B C F S 1-3 ① K		B S F X 1-2 ③ F9				3	0	1	1	0	1	0
Vance Law, R (1, 5) OBP: 0.283, SLG: 0.341		C S B B F B F X 3-2 ① ② G1-6-3 1-2f		S F F X 0-2 ② L4			X 0-0 ① L4			3	0	0	0	0	0	2
Shawon Dunston, R (1, 6) OBP: 0.314, SLG: 0.397		C F S 0-3 ③ K		B F X 1-1 1B			C S X 0-2 ② F8			3	0	1	0	0	1	1
Rick Sutcliffe, L (1, 1) OBP: 0.267, SLG: 0.208			X 0-0 ① B5-3	C F S 0-3 ③ K			B X 1-0 ③ 4-3			3	0	0	0	0	1	1
Mitch Williams, L (8, 1)										0	0	0	0	0	0	0

BOTTOM

Montreal Expos @ Chicago Cubs

Wrigley Field, Chicago, IL

Wed Aug 09 1989, 3:33 AM CDT

Att. 39,009 - Cloudy - 73 F

livebaseballscorecards.com

AB	28
R	3
H	6
RBI	3
BB	2
SO	4
LOB	6

Inning Stats																		
	R: 0 E: 0 K: 1 S: 8	H: 0 LOB: 0 BB: 0 P: 13	R: 1 E: 0 K: 1 S: 16	H: 2 LOB: 1 BB: 1 P: 25	R: 2 E: 0 K: 0 S: 12	H: 2 LOB: 1 BB: 1 P: 20	R: 0 E: 0 K: 2 S: 12	H: 1 LOB: 1 BB: 0 P: 14	R: 0 E: 0 K: 0 S: 7	H: 0 LOB: 0 BB: 0 P: 11	R: 0 E: 0 K: 0 S: 6	H: 1 LOB: 0 BB: 0 P: 9	R: 0 E: 0 K: 0 S: 5	H: 0 LOB: 0 BB: 0 P: 6	R: 0 E: 0 K: 0 S: 6	H: 0 LOB: 0 BB: 0 P: 10	1B: 5 2B: 0 3B: 0 HR: 1	SF: 0 SAC: 0 DP: 2 HBP: 0	WP: 0 PB: 0 SB: 0 CS: 0	PA: 30

PITCHER		IP	WLS	BF	H	R	ER	SO	BB	IBB	HBP	BLK	WP	HR	S	P	ERA	WHIP
Bryn Smith, R ERA: 2.51	(1, 1)	7.0	L	27	6	3	3	4	2	0	0	0	0	1	66	98	3.86	1.143
Rich Thompson, R ERA:	(8, 1)	1.0		3	0	0	0	0	0	0	0	0	0	0	6	10	0.00	0.000

PITCHER	IP	WLS	BF	H	R	ER	SO	BB	IBB	HBP	BLK	WP	HR	S	P	ERA	WHIP

Batter	1	2	3	4	5	6	7	8	9	AB	R	H	RBI	BB	SO	LOB
John Cangelosi, S (1, 8) OBP: 0.387, SLG: 0.292	B X 1-0 ① F7		B B S B S X 3-2 ③ G5-3			X 0-0 ② F4		B B X 2-0 ② F3		4	0	0	0	0	0	1
Doug Bair, R (8, 1) OBP: 0.500, SLG: 1.000										0	0	0	0	0	0	0
Jose Lind, R (1, 4) OBP: 0.277, SLG: 0.288	B B C B C X 3-2 ② F9			B B B C X 3-1 ① F8		B X 1-0 2B		C S B X 1-2 ③ F8		4	0	1	0	0	0	1
Jeff King, R (1, 3) OBP: 0.283, SLG: 0.374	C B C C S 2-3 ③ K			X 0-0 ② F9		C F B S 1-3 ③ K			F B X 1-1 ① F7	4	0	0	0	0	2	1
Bobby Bonilla, S (1, 5) OBP: 0.342, SLG: 0.446		C C B X 1-2 CS 1B		B B C C B S 3-3 ③ K			B B X 2-0 1B G4-6-3 2B		C B F B B X 3-2 ② G6-3	4	1	2	0	0	1	0
Glenn Wilson, R (1, 9) OBP: 0.339, SLG: 0.440		C S B B B X 3-2 ① G4-3 1-2 2B			F S B F F B X 2-2 ① F8		X 0-0 G4-6-3 2-3 1B		S F B F B X 2-2 ③ G6-3	4	0	2	0	0	0	0
Barry Bonds, L (1, 7) OBP: 0.354, SLG: 0.422		X 0-0 ② G4-3 2-3			C B B B B 4-1 1B BB		S B X 1-1 ①② G4-6-3 1-2f 3-H			2	0	0	0	1	0	2
Junior Ortiz, R (1, 2) OBP: 0.294, SLG: 0.293		F B S C 1-3 ③ K			X 0-0 G6-4-3 1-2 1B		B B X 2-0 ③ F8			3	0	1	0	0	1	1
Jay Bell, R (1, 6) OBP: 0.167, SLG: 0.210			B F B B B S X 3-2 ① G6-3		C X 0-1 ②③ G6-4-3 1-2f			B B B B 4-0 SH3-4 BB		2	0	0	0	1	0	2
John Smiley, L (1, 1) OBP: 0.161, SLG: 0.170			X 0-0 ② G4-3			B B C B S F X 3-2 ① P5		B C X 1-1 ① SH3-4 1-2		2	0	0	0	0	0	0
Gary Redus, R (8, PH) OBP: 0.367, SLG: 0.426 (8, 8)										0	0	0	0	0	0	0
Inning Stats	R: 0 H: 0 E: 0 LOB: 0 K: 1 BB: 0 S: 7 P: 13	R: 0 H: 2 E: 0 LOB: 1 K: 1 BB: 0 S: 10 P: 15	R: 0 H: 0 E: 0 LOB: 0 K: 0 BB: 0 S: 7 P: 13	R: 0 H: 0 E: 0 LOB: 0 K: 1 BB: 0 S: 6 P: 12	R: 0 H: 1 E: 0 LOB: 1 K: 0 BB: 1 S: 9 P: 15	R: 0 H: 1 E: 0 LOB: 0 K: 1 BB: 0 S: 9 P: 14	R: 1 H: 2 E: 0 LOB: 0 K: 0 BB: 0 S: 5 P: 10	R: 0 H: 0 E: 0 LOB: 1 K: 0 BB: 1 S: 6 P: 14	R: 0 H: 0 E: 0 LOB: 0 K: 0 BB: 0 S: 9 P: 15	1B: 3 SF: 0 2B: 3 SAC: 1 3B: 0 DP: 2 HR: 0 HBP: 0						

PITCHER		IP	WLS	BF	H	R	ER	SO	BB	IBB	HBP	BLK	WP	HR	S	P	ERA	WHIP
Mark Langston, L ERA: 2.53	(1, 1)	9.0	W	32	6	1	1	4	2	0	0	0	0	0	68	121	1.00	0.889

PITCHER	IP	WLS	BF	H	R	ER	SO	BB	IBB	HBP	BLK	WP	HR	S	P	ERA	WHIP

TOP

Pittsburgh Pirates @ Montreal Expos

Olympic Stadium, Montreal, QB

Fri Aug 11 1989, 7:05 PM EDT

Att. 30,123 - Unknown

livebaseballscorecards.com

AB	29
R	1
H	6
RBI	0
BB	2
SO	4
LOB	8

Pittsburgh Pirates @ Montreal Expos

Olympic Stadium, Montreal, QB

Fri Aug 11 1989, 7:05 PM EDT

Att. 30,123 - Unknown

BOTTOM

Batter	1	2	3	4	5	6	7	8	9	AB	R	H	RBI	BB	SO	LOB
Otis Nixon, S (1, 8) OBP: 0.313, SLG: 0.273	C B B X 2-1 F8 ①		B B C S X 2-2 E 1B 1B		F F B B X 2-2 L4-3 ① ② 1-2			X 0-0 B1-3 ①		4	1	1	0	0	0	1
Damaso Garcia, R (1, 4) OBP: 0.326, SLG: 0.379	B B X 2-0 F8 ②		X 0-0 FC6-4 1-2 1B		C B X 1-1 G4-3 ③			C X 0-1 F7 ②		4	0	1	0	0	0	0
Andres Galarraga, R (1, 3) OBP: 0.329, SLG: 0.431	B F B X 2-1 BLK 1B		B X 1-0 FC6-4 1B E 1-2f 2-H ②			C B F F S 1-3 K ①		X 0-0 HR		4	2	2	1	0	1	1
Tim Raines, S (1, 7) OBP: 0.415, SLG: 0.455	C S B F B B X 3-2 G5-3 ③ 1-2		B F B F X 2-2 E8 1B 1-H			B X 1-0 F8 ②		B B F S X 2-2 S 1B 1B		4	1	2	0	0	0	1
Hubie Brooks, R (1, 9) OBP: 0.296, SLG: 0.366		C B B S F S 2-3 K ①	S X 0-1 G1-4-3 ③			B B B C X 3-1 2B		B B B B 4-0 1B BB 1-2		3	0	1	0	1	1	1
Tim Wallach, R (1, 5) OBP: 0.340, SLG: 0.419		X 0-0 F6 ②		B F F F B X 2-2 F7 ①		F X 0-1 G5-3 ③		B C X 1-1 1B 1-2 2-H		4	0	1	1	0	0	1
Nelson Santovenia, R (1, 2) OBP: 0.331, SLG: 0.402		B B C S B B 4-2 FC6-4 BB		X 0-0 F7 ②			B F B F X 2-2 G5-3 ①	F B S S 1-3 K ③		3	0	0	0	1	1	2
Spike Owen, S (1, 6) OBP: 0.369, SLG: 0.349		F X 0-1 FC6-4 1-2f ③		B B C X 2-1 G5-3 ③			C X 0-1 G4-3 ②			3	0	0	0	0	0	1
Mark Langston, R (1, 1) OBP: 0.196, SLG: 0.244			F C S 0-3 K ①		B X 1-0 L4-3 1B		S C B B B S 3-3 K ③			3	0	1	0	0	2	0
Inning Stats	R: 0 E: 0 K: 0 S: 9 H: 1 LOB: 1 BB: 0 P: 18	R: 0 E: 0 K: 1 S: 9 H: 0 LOB: 1 BB: 1 P: 15	R: 2 E: 2 K: 1 S: 13 H: 3 LOB: 1 BB: 0 P: 18	R: 0 E: 0 K: 0 S: 6 H: 0 LOB: 0 BB: 0 P: 10	R: 0 E: 0 K: 0 S: 6 H: 1 LOB: 0 BB: 0 P: 10	R: 0 E: 0 K: 1 S: 9 H: 1 LOB: 1 BB: 0 P: 14	R: 0 E: 0 K: 1 S: 8 H: 0 LOB: 0 BB: 0 P: 13	R: 2 E: 0 K: 1 S: 12 H: 3 LOB: 2 BB: 1 P: 20		1B: 7 2B: 2 3B: 0 HR: 1	SF: 0 SAC: 0 DP: 1 HBP: 0					

livebaseballscorecards.com

AB	32
R	4
H	9
RBI	2
BB	2
SO	5
LOB	8

WP: 0 PB: 0 SB: 1 CS: 0 PA: 34

PITCHER		IP	WLS	BF	H	R	ER	SO	BB	IBB	HBP	BLK	WP	HR	S	P	ERA	WHIP
John Smiley, L ERA: 2.62	(1, 1)	7.0	L	27	6	2	1	4	1	0	0	1	0	0	60	98	1.29	1.000
Doug Bair, R ERA: 2.15	(8, 1)	1.0		7	3	2	2	1	1	0	0	0	0	1	12	20	18.00	4.000

PITCHER	IP	WLS	BF	H	R	ER	SO	BB	IBB	HBP	BLK	WP	HR	S	P	ERA	WHIP

Pittsburgh Pirates @ Montreal Expos

Olympic Stadium, Montreal, QB

Sat Aug 12 1989, 7:05 PM EDT

Att. 27,697 - Unknown

livebaseballscorecards.com

TOP

Batter	1	2	3	4	5	6	7	8	9	AB	R	H	RBI	BB	SO	LOB
Barry Bonds, L (1, 7) OBP: 0.353, SLG: 0.421	B B X 2-0 ① L9		F C B B X 2-2 ③ P4			B C X 1-1 ① G3			B B C C F X 2-2 FC6-4 1B	4	0	1	0	0	0	0
Jose Lind, R (1, 4) OBP: 0.275, SLG: 0.285	B C B B X 3-1 ② F7			B C L B F S 2-3 ① K		B B C X 2-1 ② F9			B C C B F C 2-3 ① K	4	0	0	0	0	2	1
Andy Van Slyke, L (1, 8) OBP: 0.296, SLG: 0.360	C B B F F X 2-2 1B			B B X 2-0 HR		B C C B F X 2-2 ③ L6			C C X 0-2 ② FC6-4 1-2f	4	1	2	1	0	0	1
Bobby Bonilla, S (1, 5) OBP: 0.339, SLG: 0.442	C C B S 1-3 ③ K			S B F C 1-3 ② K			C C B B S 2-3 ① K		X 0-0 ③ G6-3	4	0	0	0	0	3	2
R.J. Reynolds, S (1, 9) OBP: 0.344, SLG: 0.402		X 0-0 ① G5-3		B C B C F C 2-3 ③ K			B B X 2-0 ② F7			3	0	0	0	0	1	0
Jeff King, R (1, 3) OBP: 0.284, SLG: 0.373		B C B C B F S 3-3 ② K			C F B X 1-2 G6-3 1B		C B B C F X 2-2 ③ F9			3	1	1	0	0	1	0
Michael LaValliere, L (1, 2) OBP: 0.435, SLG: 0.396		B C B B C F F F C 3-3 ③ K			B B B C X 3-1 ① G6-3 1-2			F C X 0-2 ① G3		3	0	0	0	0	1	1
Jay Bell, R (1, 6) OBP: 0.174, SLG: 0.217			B C F X 1-2 ① L8		C X 0-1 ② 2-H 1B			B C B F B C 3-3 ② K		2	0	1	1	0	0	0
John Cangelosi, S (8, PH) OBP: 0.384, SLG: 0.289										1	0	0	0	0	1	0
Rafael Belliard, R (8, 6) OBP: 0.261, SLG: 0.257										0	0	0	0	0	0	0
Jeff Robinson, R (1, 1)			B C B X 2-1 ② G3		F S X 0-2 ③ G3-1			F B B C S 2-3 ③ K		2	0	0	0	0	0	0
Randy Kramer, R (5, 1) OBP: 0.154, SLG: 0.192										0	0	0	0	0	0	0
Benny Distefano, L (8, PH) OBP: 0.326, SLG: 0.300										1	0	0	0	0	1	0
Mike Smith, R (8, 1)										0	0	0	0	0	0	0
Inning Stats	R: 0 E: 0 K: 1 S: 10	H: 1 LOB: 1 BB: 0 P: 18	R: 0 E: 0 K: 2 S: 11	H: 0 LOB: 0 BB: 0 P: 17	R: 0 E: 0 K: 0 S: 8	H: 0 LOB: 0 BB: 0 P: 13	R: 1 E: 0 K: 3 S: 12	H: 1 LOB: 0 BB: 0 P: 19	R: 1 E: 0 K: 0 S: 10	H: 2 LOB: 0 BB: 0 P: 14	R: 0 E: 0 K: 0 S: 8	H: 0 LOB: 0 BB: 0 P: 13	R: 0 E: 0 K: 1 S: 8	H: 0 LOB: 0 BB: 0 P: 14	R: 0 E: 0 K: 2 S: 9	H: 0 LOB: 0 BB: 0 P: 14	R: 0 E: 0 K: 1 S: 12	H: 1 LOB: 1 BB: 0 P: 16	1B: 4 2B: 0 3B: 0 HR: 1	SF: 0 SAC: 0 DP: 0 HBP: 0	WP: 0 PB: 0 SB: 0 CS: 0	PA: 31						

	AB	31
	R	2
	H	5
	RBI	2
	BB	0
	SO	10
	LOB	5

PITCHER		IP	WLS	BF	H	R	ER	SO	BB	IBB	HBP	BLK	WP	HR	S	P	ERA	WHIP
Kevin Gross, R ERA: 4.11	(1, 1)	8.0	W	27	4	2	2	9	0	0	0	0	0	1	76	122	2.25	0.500
Zane Smith, L ERA: 3.72	(9, 1)	1.0	S	4	1	0	0	1	0	0	0	0	0	0	12	16	0.00	1.000

PITCHER		IP	WLS	BF	H	R	ER	SO	BB	IBB	HBP	BLK	WP	HR	S	P	ERA	WHIP

BOTTOM

Pittsburgh Pirates @ Montreal Expos

Olympic Stadium, Montreal, QB

Sat Aug 12 1989, 7:05 PM EDT

Att. 27,697 - Unknown

livebaseballscorecards.com

Batter	1	2	3	4	5	6	7	8	9	AB	R	H	RBI	BB	SO	LOB
Dave Martinez, L (1, 8) (9, 9) OBP: 0.343, SLG: 0.418	F8		E G1-2-3 2B		F8 S G4-3 1B		F8			4	1	2	0	0	0	0
Tom Foley, L (1, 4) OBP: 0.311, SLG: 0.361	P2		E1 G1-2-3 BB 2-3		F8 1-3		F8			4	0	0	0	0	0	2
Andres Galarraga, R (1, 3) OBP: 0.333, SLG: 0.430	S BB		G1-2-3 BB 1-2		G4-3 3-H			1B SF9 BB		1	1	0	1	3	0	0
Tim Raines, S (1, 7) OBP: 0.416, SLG: 0.464	F9 1-2		G1-2-3 1-2 2-3 3-Hf		HR			G6-4-3 1-3 1B		4	1	2	1	0	0	4
Hubie Brooks, R (1, 9) OBP: 0.296, SLG: 0.365 Zane Smith, L (9, 1) OBP: 0.200, SLG: 0.233		1B S SF8 1B	K		P3			SF9 3-H		3 0	1	1	1	0	1	2 0
Tim Wallach, R (1, 5) OBP: 0.341, SLG: 0.422		SF8 1-3 1B		1B SF7 2B	P4			G6-4-3 1-2f		4	1	2	0	0	0	1
Nelson Santovenia, R (1, 2) OBP: 0.331, SLG: 0.403		SF8 1-2 3-H		G5-4-3 2-3 1B	F8					2	0	1	1	0	0	0
Spike Owen, S (1, 6) OBP: 0.366, SLG: 0.347		K		SF7 3-H	G4-3					2	0	0	1	0	1	1
Kevin Gross, R (1, 1) OBP: 0.200, SLG: 0.137 Otis Nixon, S (9, 8) OBP: 0.313, SLG: 0.273		G5-3		G5-4-3 1-2f			G3			3 0	0	0	0	0	0	2 0
Inning Stats	R: 0 E: 0 K: 0 S: 7 H: 0 LOB: 1 BB: 1 P: 15	R: 1 E: 0 K: 1 S: 10 H: 2 LOB: 1 BB: 0 P: 17	R: 0 E: 1 K: 1 S: 7 H: 1 LOB: 2 BB: 1 P: 15	R: 1 E: 0 K: 0 S: 6 H: 2 LOB: 0 BB: 0 P: 7	R: 2 E: 0 K: 0 S: 10 H: 2 LOB: 0 BB: 0 P: 14	R: 0 E: 0 K: 0 S: 8 H: 0 LOB: 0 BB: 0 P: 14	R: 0 E: 0 K: 0 S: 7 H: 0 LOB: 0 BB: 0 P: 10	R: 1 E: 0 K: 0 S: 7 H: 1 LOB: 0 BB: 1 P: 13		1B: 5 2B: 2 3B: 0 HR: 1	SF: 3 SAC: 0 DP: 3 HBP: 0			WP: 0 PB: 0 SB: 3 CS: 0	PA: 33		

PITCHER		IP	WLS	BF	H	R	ER	SO	BB	IBB	HBP	BLK	WP	HR	S	P	ERA	WHIP
Jeff Robinson, R ERA: 4.5	(1, 1)	4.2	L	22	7	4	4	2	2	0	0	0	0	1	38	66	7.71	1.929
Randy Kramer, R ERA: 3.86	(5, 1)	2.1		7	0	0	0	0	0	0	0	0	0	0	17	26	0.00	0.000
Mike Smith, R ERA: 4.5	(8, 1)	1.0		4	1	1	1	0	1	0	0	0	0	0	7	13	9.00	2.000

PITCHER	IP	WLS	BF	H	R	ER	SO	BB	IBB	HBP	BLK	WP	HR	S	P	ERA	WHIP

Batter	1	2	3	4	5	6	7	8	9	AB	R	H	RBI	BB	SO	LOB
Barry Bonds, L (1, 7) OBP: 0.353, SLG: 0.419	B B B C C B 4-2 SH2-3 1B BB	C B C S 1-3 ③ K			B B B C F X 3-2 ① L9		F B X 1-1 HR 1B		F C S 0-3 ① K	4	2	1	0	1	2	0
Jay Bell, R (1, 6) OBP: 0.178, SLG: 0.209	F P X 1-1 ① SH2-3 1-2		X 0-0 ① F7		C B S B F F X 2-2 ② G5-3		X 0-0 ② P5		S B B B F B B 4-2 2B BB	3	1	0	0	1	0	1
Andy Van Slyke, L (1, 8) OBP: 0.297, SLG: 0.369	C B X 1-1 G4-3 3B 2-H 1B		C B B F S 2-3 ② K		B S C B B X 2-2 ③ G4-3		1 SAFE B B X 2-0 1-H HR		B S F F F C 1-3 ② K	5	2	2	3	0	2	1
Bobby Bonilla, S (1, 5) OBP: 0.340, SLG: 0.450	X 0-0 ② G4-3 1-2		B F X 1-1 ③ G4-3			S S B F B F F X 2-2 ① F8	B X 1-0 HR		B X 1-0 1-H 2B	5	1	2	2	0	0	1
Glenn Wilson, R (1, 9) OBP: 0.343, SLG: 0.451	F X 0-1 2-H 3B			F B X 1-1 ① F8		S X 0-1 FC3-6 2B	X 0-0 ③ G1-3		I I I I 4-0 IBB	4	0	2	1	1	0	0
Michael LaValliere, L (1, 2) OBP: 0.433, SLG: 0.385	S S F B F F F F F 4-2 B B F B FC6-4 BB			B S F X 1-2 ② F7		I I I 4-0 FC3-6 IBB		C F B F X 1-2 ① G1-3	F B F F F F C 1-3 ③ K	3	0	0	0	2	1	2
Gary Redus, R (1, 3) OBP: 0.364, SLG: 0.428	F B S X 1-2 ③ FC6-4 1-2f			B F X 1-1 2B		B C F X 1-2 ② FC3-6 1-2f 2-3		B B C B X 3-1 ② G4-3		4	0	1	0	0	0	4
Rafael Belliard, R (1, 4) OBP: 0.267, SLG: 0.254		S S S 0-3 ① K2-3		I I I 4-0 IBB		S S S 0-3 ③ K		B B B C B 4-1 BB		2	0	0	0	2	2	2
Bob Walk, R (1, 1) OBP: 0.236, SLG: 0.333 Bill Landrum, R (9, 1)		B F C X 1-2 ② G6-3		B X 1-0 ③ G6-3			B X 1-0 ① P6	C B S S 1-3 ③ K		4 0	0 0	0 0	0 0	0 0	1 0	3 0
Inning Stats	R: 2 H: 2 E: 0 LOB: 2 K: 0 BB: 2 S: 22 P: 32	R: 0 H: 0 E: 0 LOB: 0 K: 2 BB: 0 S: 9 P: 11	R: 0 H: 0 E: 0 LOB: 0 K: 1 BB: 0 S: 6 P: 9	R: 0 H: 1 E: 0 LOB: 2 K: 0 BB: 1 S: 8 P: 16	R: 0 H: 0 E: 0 LOB: 0 K: 0 BB: 0 S: 11 P: 18	R: 0 H: 1 E: 0 LOB: 2 K: 1 BB: 1 S: 14 P: 21	R: 3 H: 3 E: 0 LOB: 0 K: 0 BB: 0 S: 7 P: 12	R: 0 H: 0 E: 0 LOB: 1 K: 1 BB: 1 S: 10 P: 19	R: 1 H: 1 E: 0 LOB: 2 K: 3 BB: 2 S: 17 P: 28	1B: 2 SF: 0 2B: 3 SAC: 1 3B: 1 DP: 0 HR: 2 HBP: 0						WP: 0 PA: 42 PB: 0 SB: 0 CS: 0

TOP

Pittsburgh Pirates @ Montreal Expos

Olympic Stadium, Montreal, QB

Sun Aug 13 1989, 3:33 AM EDT

Att. 38,576 - Unknown

livebaseballscorecards.com

AB	34
R	6
H	8
RBI	6
BB	7
SO	8
LOB	14

PITCHER		IP	WLS	BF	H	R	ER	SO	BB	IBB	HBP	BLK	WP	HR	S	P	ERA	WHIP
Pascual Perez, R ERA: 3.78	(1, 1)	6.2	L	31	7	5	5	4	2	2	0	0	0	2	76	118	6.75	1.350
Andy McGaffigan, R ERA: 3.48	(7, 1)	0.1		1	0	0	0	0	0	0	0	0	0	0	1	1	0.00	0.000
Tim Burke, R ERA: 2.7	(8, 1)	1.0		4	0	0	0	1	1	0	0	0	0	0	10	19	0.00	1.000
Joe Hesketh, L ERA: 6.16	(9, 1)	1.0		6	1	1	1	3	1	1	0	0	0	0	17	28	9.00	2.000

PITCHER	IP	WLS	BF	H	R	ER	SO	BB	IBB	HBP	BLK	WP	HR	S	P	ERA	WHIP

Batter	1	2	3	4	5	6	7	8	9	AB	R	H	RBI	BB	SO	LOB
Dave Martinez, L (1, 8) OBP: 0.337, SLG: 0.410	F8		G4-3			L8	K		FC4-6 1-2f 2-3	5	0	0	0	0	1	4
Tom Foley, L (1, 4) OBP: 0.306, SLG: 0.354	P5			F8		P6		L9	P6	5	0	0	0	0	0	2
Andres Galarraga, R (1, 3) OBP: 0.334, SLG: 0.431	G3			1B		1B		G6-3		4	0	2	0	0	0	0
Tim Raines, S (1, 7) OBP: 0.412, SLG: 0.459		F7		F7		G6-3		G4-3		4	0	0	0	0	0	2
Hubie Brooks, R (1, 9) OBP: 0.293, SLG: 0.362		G1-3		F7			G6-3		F8	4	0	0	0	0	0	1
Tim Wallach, R (1, 5) OBP: 0.340, SLG: 0.421		G5-3			G5-3		G6-3		1B 1B 1B	4	1	1	0	0	0	0
Nelson Santovenia, R (1, 2) OBP: 0.337, SLG: 0.411			SH5-3 BB		F7		1B 3B 2B		1B 1-2 1B	3	2	2	0	1	0	0
Spike Owen, S (1, 6) OBP: 0.370, SLG: 0.352			F7		1B		3B 2-3 1B		FC4-6 1-2 2-H 1B	4	1	3	1	0	0	1
Pascal Perez, R (1, 1) OBP: 0.200, SLG: 0.237 Andy McGaffigan, R (7, 1) OBP: 1.000, SLG: 1.000 Mike Aldrete, L (7, PH) OBP: 0.322, SLG: 0.320 Tim Burke, R (8, 1) Joe Hesketh, R (9, 1) OBP: 1.000, SLG: 1.000 Wallace Johnson, S (9, PH) OBP: 0.276, SLG: 0.329 Rex Hudler, R (9, PR) OBP: 0.298, SLG: 0.462			SH5-3 1-2		K		3B 1-H 3-H		FC4-6 1-2 2-H 1B	1 0 1 0 0 1 0	0 0 0 0 0 0 0	0 0 1 0 0 0 1	0 0 2 0 0 1 1	0 0 0 0 0 0 0	1 0 0 0 0 0 0	1 0 0 0 0 0 0
Inning Stats	R: 0 E: 0 K: 0 S: 4 H: 0 LOB: 0 BB: 0 P: 5	R: 0 E: 0 K: 0 S: 4 H: 0 LOB: 0 BB: 0 P: 7	R: 0 E: 0 K: 0 S: 9 H: 0 LOB: 1 BB: 1 P: 15	R: 0 E: 0 K: 0 S: 5 H: 1 LOB: 1 BB: 0 P: 8	R: 0 E: 0 K: 1 S: 10 H: 1 LOB: 1 BB: 0 P: 14	R: 0 E: 0 K: 0 S: 16 H: 1 LOB: 1 BB: 0 P: 20	R: 2 E: 0 K: 1 S: 11 H: 3 LOB: 1 BB: 0 P: 16	R: 0 E: 0 K: 0 S: 6 H: 0 LOB: 0 BB: 0 P: 7	R: 2 E: 0 K: 0 S: 16 H: 4 LOB: 2 BB: 0 P: 19	1B: 8 2B: 1 3B: 1 HR: 0 SF: 0 SAC: 1 DP: 0 HBP: 0						

PITCHER		IP	WLS	BF	H	R	ER	SO	BB	IBB	HBP	BLK	WP	HR	S	P	ERA	WHIP
Bob Walk, R ERA: 4.2	(1, 1)	8.1	W	34	8	4	4	2	1	0	0	0	0	0	70	97	4.32	1.080
Bill Landrum, R ERA: 0.93	(9, 1)	0.2	S	4	2	0	0	0	0	0	0	0	0	0	11	14	0.00	3.000

PITCHER	IP	WLS	BF	H	R	ER	SO	BB	IBB	HBP	BLK	WP	HR	S	P	ERA	WHIP

BOTTOM

Pittsburgh Pirates @ Montreal Expos

Olympic Stadium, Montreal, QB

Sun Aug 13 1989, 3:33 AM EDT

Att. 38,576 - Unknown

livebaseballscorecards.com

AB	36
R	4
H	10
RBI	4
BB	1
SO	2
LOB	11

WP: 0 PA: 38
PB: 0
SB: 0
CS: 0

Batter	1	2	3	4	5	6	7	8	9	AB	R	H	RBI	BB	SO	LOB
Barry Bonds, L (1, 7) OBP: 0.352, SLG: 0.424	G4-3	G4-3			HR	K 1-2 2-H		G4-3-6 1-2f		5	1	1	1	0	1	3
Jay Bell, R (1, 6) OBP: 0.200, SLG: 0.222	2B 1B		1B BB		F7	1B		F8		4	1	2	0	1	0	0
Andy Van Slyke, L (1, 8) OBP: 0.299, SLG: 0.370	F7		K		1B	G6-3			G5-4-3 1B	5	0	2	0	0	1	3
Bobby Bonilla, S (1, 5) OBP: 0.341, SLG: 0.452	E 1-H 2B		F9		F9		1B 1B		G5-4-3 1-2f	5	1	2	1	0	0	3
Glenn Wilson, R (1, 9) OBP: 0.344, SLG: 0.450	E8 2-H 1B		1-2 1B		G3		L6		K	5	0	2	1	0	1	2
Michael LaValliere, L (1, 2) OBP: 0.435, SLG: 0.389	F7		G4-3			1B 1B 1B 1B	1-3 1B			4	1	2	0	0	0	3
Gary Redus, R (1, 3) OBP: 0.362, SLG: 0.424		F9		K		1-2 1B	P3			4	1	1	0	0	1	2
Rafael Belliard, R (1, 4) OBP: 0.264, SLG: 0.250 R.J. Reynolds, S (6, PH) OBP: 0.346, SLG: 0.405 Jose Lind, R (6, 4) OBP: 0.274, SLG: 0.284		F9		K		S CS 1B 1-2 2-3	G5-3			2 1 1	0 1 0	0 1 0	0 1 0	0 0 0	1 0 0	0 0 2
Doug Drabek, R (1, 1) OBP: 0.172, SLG: 0.111		HBP		P4		CS 1B 1-2 2-H 3-H		G4-3-6 1B		3	0	2	2	0	0	0
Inning Stats	R: 2 E: 1 K: 0 S: 21 H: 3 LOB: 1 BB: 0 P: 30	R: 0 E: 0 K: 0 S: 6 H: 0 LOB: 1 BB: 0 P: 12	R: 0 E: 0 K: 1 S: 10 H: 1 LOB: 2 BB: 1 P: 17	R: 0 E: 0 K: 2 S: 10 H: 0 LOB: 0 BB: 0 P: 14	R: 1 E: 0 K: 0 S: 6 H: 2 LOB: 1 BB: 0 P: 6	R: 3 E: 0 K: 1 S: 16 H: 5 LOB: 1 BB: 0 P: 29	R: 0 E: 0 K: 0 S: 9 H: 2 LOB: 2 BB: 0 P: 14	R: 0 E: 0 K: 0 S: 4 H: 1 LOB: 0 BB: 0 P: 6	R: 0 E: 0 K: 1 S: 9 H: 1 LOB: 0 BB: 0 P: 12	1B: 13 2B: 1 3B: 0 HR: 1 SF: 0 SAC: 0 DP: 2 HBP: 1						

TOP

Pittsburgh Pirates @ Montreal Expos

Olympic Stadium, Montreal, QB

Mon Aug 14 1989, 7:05 PM EDT

Att. 18,838 - Unknown

livebaseballscorecards.com

AB	39
R	6
H	15
RBI	5
BB	1
SO	5
LOB	18

WP: 0 PB: 0 SB: 1 CS: 2 PA: 41

PITCHER		IP	WLS	BF	H	R	ER	SO	BB	IBB	HBP	BLK	WP	HR	S	P	ERA	WHIP
Dennis Martinez, R ERA: 3.02	(1, 1)	5.0	L	23	6	3	3	3	1	0	1	0	0	1	53	79	5.40	1.400
Andy McGaffigan, R ERA: 3.9	(6, 1)	0.0		4	4	3	3	0	0	0	0	0	0	0	7	14	∞	∞
Joe Hesketh, L ERA: 5.85	(6, 1)	2.0		8	3	0	0	1	0	0	0	0	0	0	18	29	0.00	1.500
Rich Thompson, R ERA:	(8, 1)	2.0		6	2	0	0	1	0	0	0	0	0	0	13	18	0.00	1.000

PITCHER		IP	WLS	BF	H	R	ER	SO	BB	IBB	HBP	BLK	WP	HR	S	P	ERA	WHIP

Batter	1	2	3	4	5	6	7	8	9	AB	R	H	RBI	BB	SO	LOB
Dave Martinez, L (1, 8) OBP: 0.332, SLG: 0.404	S S B X 1-2 G6-3 ①	F B C X 1-2 G6-3 ③			S B B F X 2-2 F8 ③			B B F F F C 2-3 K ①		4	0	0	0	0	1	1
Damaso Garcia, R (1, 4) OBP: 0.324, SLG: 0.376	X 0-0 G6-3 ②		C X 0-1 G5-3 ①			B B F X 2-1 1B		X 0-0 G5-3 ②		4	0	1	0	0	0	0
Andres Galarraga, R (1, 3) OBP: 0.335, SLG: 0.433	B B B C B 4-1 FC5 1B BB		B X 1-0 F8 ②			F F C 0-3 K ①		C B X 1-1 2B		3	0	1	0	1	1	1
Tim Raines, S (1, 7) OBP: 0.411, SLG: 0.457	C B X 1-1 1-2 1B		B F C B B X 3-2 F9 ③			C B X 1-1 F9 ②		X 0-0 F8 ③		4	0	1	0	0	0	2
Hubie Brooks, R (1, 9) OBP: 0.290, SLG: 0.358	C F X 0-2 FC5 ③ 2-3f			F F B F B F B X 3-2 F8 ①		B X 1-0 F9 ③			X 0-0 G6-3 ①	4	0	0	0	0	0	3
Tim Wallach, R (1, 5) OBP: 0.340, SLG: 0.419		S X 0-1 PB 2B 1B		X 0-0 F5 ②			B X 1-0 P3 ①		B C F B F B X 3-2 F8 ②	4	1	1	0	0	0	0
Mike Fitzgerald, R (1, 2) OBP: 0.338, SLG: 0.412		P B C X 2-1 1-2 G5-3 ①		S B B B S S 3-3 K ③			B C B B F X 3-2 G3-1 1B		X 0-0 P3 ③	4	0	1	0	0	1	1
Spike Owen, S (1, 6) OBP: 0.370, SLG: 0.355		C C F B F B F B X 3-2 F8 2-H 2B			B B C C F X 2-2 F7 ①		S B C X 1-2 1-2 G3-1 ②			3	0	1	1	0	0	1
Dennis Martinez, R (1, 1) OBP: 0.203, SLG: 0.130 Otis Nixon, S (5, PH) OBP: 0.311, SLG: 0.272 Andy McGaffigan, R (6, 1) OBP: 1.000, SLG: 1.000 Joe Hesketh, R (6, 1) OBP: 1.000, SLG: 1.000 Mike Aldrete, L (7, PH) OBP: 0.319, SLG: 0.317 Rich Thompson, R (8, 1)	B X 1-0 F8 ② 2-3				C B C B S 2-3 K ②		B B C B S S S 3-3 K ③			1 1 0 0 1 0	0 0 0 0 0 0	0 0 0 0 0 0	0 0 0 0 0 0	0 1 0 0 1 0	0 0 0 0 1 0	1 0 0 0 1 0
Inning Stats	R: 0 H: 1 E: 0 LOB: 2 K: 0 BB: 1 S: 10 P: 16	R: 1 H: 2 E: 0 LOB: 1 K: 0 BB: 0 S: 15 P: 21	R: 0 H: 0 E: 0 LOB: 0 K: 0 BB: 0 S: 6 P: 10	R: 0 H: 0 E: 0 LOB: 0 K: 1 BB: 0 S: 9 P: 15	R: 0 H: 0 E: 0 LOB: 0 K: 1 BB: 0 S: 10 P: 16	R: 0 H: 1 E: 0 LOB: 1 K: 1 BB: 0 S: 8 P: 12	R: 0 H: 1 E: 0 LOB: 1 K: 1 BB: 0 S: 10 P: 18	R: 0 H: 1 E: 0 LOB: 1 K: 1 BB: 0 S: 8 P: 11	R: 0 H: 0 E: 0 LOB: 0 K: 0 BB: 0 S: 6 P: 9	1B: 4 2B: 2 3B: 0 HR: 0	SF: 0 SAC: 0 DP: 0 HBP: 0					

PITCHER	IP	WLS	BF	H	R	ER	SO	BB	IBB	HBP	BLK	WP	HR	S	P	ERA	WHIP
Doug Drabek, R (1, 1) ERA: 2.84	9.0	W	34	6	1	1	5	1	0	0	0	0	0	82	128	1.00	0.778

PITCHER	IP	WLS	BF	H	R	ER	SO	BB	IBB	HBP	BLK	WP	HR	S	P	ERA	WHIP

BOTTOM

Pittsburgh Pirates @ Montreal Expos

Olympic Stadium, Montreal, QB

Mon Aug 14 1989, 7:05 PM EDT

Att. 18,838 - Unknown

livebaseballscorecards.com

AB	33
R	1
H	6
RBI	1
BB	1
SO	5
LOB	11

WP: 0 PA: 34
PB: 1
SB: 0
CS: 0

San Francisco Giants @ Montreal Expos

Olympic Stadium, Montreal, QB

Tue Aug 15 1989, 7:05 PM EDT

Att. 24,490 - Unknown

TOP

livebaseballscorecards.com

Batter	1	2	3	4	5	6	7	8	9	AB	R	H	RBI	BB	SO	LOB
Brett Butler, L (1, 8) OBP: 0.341, SLG: 0.365	B C X 1-1 ① G6-3		X 0-0 ③ L4		C B X 1-1 1-2 1B		F B F B X 2-2 ② F8		X 0-0 ③ B5-3	5	0	1	0	0	0	2
Robby Thompson, R (1, 4) OBP: 0.321, SLG: 0.415	C S B S 1-3 ② K			C B S B X 2-2 ① G4-3	F F S 0-3 ③ K		B C X 1-1 ③ F7			4	0	0	0	0	2	3
Will Clark, L (1, 3) OBP: 0.415, SLG: 0.550	B C X 1-1 ③ G4-3			B F B C F F X 2-2 ② F7		B C X 1-2 HR 1B		B S F X 1-2 1B 1B		4	1	2	0	0	0	0
Kevin Mitchell, R (1, 7) OBP: 0.397, SLG: 0.673		B C F X 1-2 ① G4-3		B X 1-0 2B		F F B F F S 1-3 ① K		F B B C 1 S SAFE 2-3 ① K		4	0	1	0	0	2	2
Matt Williams, R (1, 5) OBP: 0.248, SLG: 0.463		F X 0-1 ② G5-3		X 0-0 ③ G6-3		1 SAFE 1 SAFE B X 1-0 1-H HR		B 1 F B S 1 F X SAFE SAFE 2-2 ② F9		4	1	1	2	0	0	2
Pat Sheridan, L (1, 9) OBP: 0.312, SLG: 0.339 Candy Maldonado, R (8, PH) OBP: 0.299, SLG: 0.366 (8, 9)		C B S F X 1-2 ③ F8			B F B X 2-1 1B FC6-4 1B	B X 1-0 ② F8		B C S B X 3-1 1-2 FC6-4 1B		3 1	1 0	1 1	0 0	0 0	0 0	0 0
Terry Kennedy, L (1, 2) OBP: 0.322, SLG: 0.338 Kirt Manwaring, R (8, PH) OBP: 0.271, SLG: 0.260 (8, 2)			X 0-0 ① L4		P 1 SAFE X 1-0 1-3 FC6-4 1B	C B X 1-1 ③ L8		B B S X 2-1 ③ 1-2f FC6-4		3 1	0 0	1 0	0 0	0 0	0 0	0 2
Jose Uribe, S (1, 6) OBP: 0.280, SLG: 0.295			C C B B S 2-3 ② K		3 SAFE X 0-0 ① FC6-4 FC1-6 1-2f 3-H		C X 0-1 SH5-4 1B		B B C F X 2-2 ① G6-3	4	0	1	1	0	1	1
Dave Dravecky, R (1, 1) OBP: 0.600, SLG: 0.333 Jeff Brantley, R (6, 1) OBP: 0.100, SLG: 0.100 Donell Nixon, R (9, PH) OBP: 0.300, SLG: 0.259 Steve Bedrosian, R (9, 1) OBP: 0.333, SLG: 0.333			C X 0-1 1B		X 0-0 ② FC1-6 1B 1-2f		1 SAFE B B X 2-0 ① SH5-4 1-2		B C X 1-1 ② G6-3	2 0 1 0	0 0 0 0	1 0 0 0	0 0 0 0	0 0 0 0	0 0 0 0	1 0 0 0
Inning Stats	R: 0 E: 0 K: 1 S: 7 H: 0 LOB: 0 BB: 0 P: 10	R: 0 E: 0 K: 0 S: 9 H: 0 LOB: 0 BB: 0 P: 11	R: 0 E: 0 K: 1 S: 7 H: 1 LOB: 0 BB: 0 P: 9	R: 0 E: 0 K: 0 S: 10 H: 1 LOB: 1 BB: 0 P: 15	R: 1 E: 0 K: 1 S: 11 H: 3 LOB: 2 BB: 0 P: 14	R: 2 E: 0 K: 1 S: 12 H: 2 LOB: 0 BB: 0 P: 17	R: 0 E: 0 K: 0 S: 8 H: 1 LOB: 1 BB: 0 P: 13	R: 0 E: 0 K: 1 S: 14 H: 2 LOB: 2 BB: 0 P: 24	R: 0 E: 0 K: 0 S: 6 H: 0 LOB: 0 BB: 0 P: 9	1B: 8 2B: 1 3B: 0 HR: 1	SF: 0 SAC: 1 DP: 0 HBP: 0						

	AB	36
	R	3
	H	10
	RBI	3
	BB	0
	SO	5
	LOB	13

WP: 0 PB: 0 SB: 0 CS: 0 PA: 37

PITCHER		IP	WLS	BF	H	R	ER	SO	BB	IBB	HBP	BLK	WP	HR	S	P	ERA	WHIP
Bryn Smith, R ERA: 2.56	(1, 1)	7.0	L	29	8	3	3	4	0	0	0	0	0	1	64	89	3.86	1.143
Zane Smith, L ERA: 3.66	(8, 1)	2.0		8	2	0	0	1	0	0	0	0	0	0	20	33	0.00	1.000

PITCHER		IP	WLS	BF	H	R	ER	SO	BB	IBB	HBP	BLK	WP	HR	S	P	ERA	WHIP

Batter	1	2	3	4	5	6	7	8	9	AB	R	H	RBI	BB	SO	LOB
Otis Nixon, S (1, 8) OBP: 0.307, SLG: 0.267	B C X 1-1 B1-3 ①		C X 0-1 G6-3 ③		B X 1-0 G5-3 ③		1 SAFE B X 1-0 F8 ③			4	0	0	0	0	0	3
Damaso Garcia, R (1, 4) OBP: 0.325, SLG: 0.392 Tom Foley, L (8, PH) OBP: 0.305, SLG: 0.353 (9, 4)	B F X 1-1 F8 ②			X 0-0 G4-3 ①		B X 1-0 HR		B X 1-0 G4-3 ①		3 1	1 0	1 0	1 0	0 0	0 0	0 0
Andres Galarraga, R (1, 3) OBP: 0.337, SLG: 0.432	B X 1-0 F8 ③			B X 1-0 G5-3 1B		C B S F B H 3-2 WP SF8 HBP		B B F X 2-1 G6-3 ②		3	1	1	0	0	0	0
Tim Raines, S (1, 7) OBP: 0.409, SLG: 0.454		B F B B B 4-1 BB BB		X 0-0 G5-3 ② 1-2		B C X 1-1 SF8 ① 1-H		X 0-0 G3-1 ③		2	0	0	1	1	0	1
Hubie Brooks, R (1, 9) OBP: 0.288, SLG: 0.355		C F 1 SAFE X 0-2 F9 ①		X 0-0 L8 ③		C F B S 1-3 K ②			S S B B X 2-2 P3 ①	4	0	0	0	0	1	2
Tim Wallach, R (1, 5) OBP: 0.343, SLG: 0.421 Rex Hudler, R (9, PR) OBP: 0.298, SLG: 0.462		P B 1 SAFE B B 4-0 G5-4-3 1-2 BB			C B F X 1-2 1B ①		F B B X 2-1 G5-3 ③		B B C S B X 3-2 E S 1B	3 0	0 0	2 0	0 0	1 0	0 0	0 0
Mike Fitzgerald, R (1, 2) OBP: 0.336, SLG: 0.409		X 0-0 G5-4-3 ②③ 1-2f			C B B B F F X 3-2 SH1-4 BB 1B		C F F C 0-3 K ①		1 SAFE S 1 SAFE P B X 2-1 G6-3 ② 1-3	4	0	1	0	0	1	3
Spike Owen, S (1, 6) OBP: 0.371, SLG: 0.353			B C F F B X 2-2 F9 ①		1 SAFE B 1 SAFE B 1 SAFE C 1 SAFE B B 4-1 SH1-4 1-2 BB		B B B B 4-0 BB		C B F F F X 1-2 F9 ③	2	0	0	0	2	0	2
Bryn Smith, R (1, 1) OBP: 0.170, SLG: 0.104 Wallace Johnson, S (7, PH) OBP: 0.273, SLG: 0.325 Zane Smith, L (8, 1) OBP: 0.200, SLG: 0.233			B S C X 1-2 G6-3 ②		L X 0-1 SH1-4 ② 1-2 2-3		C F 1 SAFE X 0-2 P4 ②			1 1 0	0 0 0	0 0 0	0 0 0	0 0 0	0 1 0	0 1 0
Inning Stats	R: 0 E: 0 K: 0 S: 5 H: 0 LOB: 0 BB: 0 P: 8	R: 0 E: 0 K: 0 S: 6 H: 0 LOB: 1 BB: 2 P: 13	R: 0 E: 0 K: 0 S: 9 H: 0 LOB: 0 BB: 0 P: 12	R: 0 E: 0 K: 0 S: 4 H: 1 LOB: 1 BB: 0 P: 5	R: 0 E: 0 K: 0 S: 11 H: 2 LOB: 2 BB: 1 P: 20	R: 2 E: 0 K: 1 S: 11 H: 1 LOB: 0 BB: 0 P: 19	R: 0 E: 0 K: 1 S: 8 H: 0 LOB: 1 BB: 1 P: 13	R: 0 E: 0 K: 0 S: 4 H: 0 LOB: 0 BB: 0 P: 7	R: 0 E: 0 K: 0 S: 14 H: 1 LOB: 2 BB: 0 P: 21	1B: 4 2B: 0 3B: 0 HR: 1 SF: 1 SAC: 1 DP: 1 HBP: 1						

PITCHER		IP	WLS	BF	H	R	ER	SO	BB	IBB	HBP	BLK	WP	HR	S	P	ERA	WHIP
Dave Dravecky, L ERA: 3.46	(1, 1)	5.0	W	21	4	2	2	0	3	0	1	0	0	1	39	66	3.60	1.400
Jeff Brantley, R ERA: 4.29	(6, 1)	3.0		10	0	0	0	2	1	0	0	0	1	0	19	31	0.00	0.333
Steve Bedrosian, R ERA: 3.5	(9, 1)	1.0	S	4	1	0	0	0	0	0	0	0	0	0	14	21	0.00	1.000

PITCHER	IP	WLS	BF	H	R	ER	SO	BB	IBB	HBP	BLK	WP	HR	S	P	ERA	WHIP

BOTTOM

San Francisco Giants @ Montreal Expos

Olympic Stadium, Montreal, QB

Tue Aug 15 1989, 7:05 PM EDT

Att. 24,490 - Unknown

livebaseballscorecards.com

AB	28
R	2
H	5
RBI	2
BB	4
SO	2
LOB	12

WP: 2 PA: 35
PB: 0
SB: 1
CS: 0

Batter	1	2	3	4	5	6	7	8	9	AB	R	H	RBI	BB	SO	LOB
Brett Butler, L (1, 8) OBP: 0.342, SLG: 0.365	C X 0-1 ① G5-3		B B B C C F X 3-2 ① 1B		F F F C 0-3 ③ K		B F B B B 4-1 FC5-4 1-2 BB			3	0	1	0	1	1	0
Robby Thompson, R (1, 4) OBP: 0.320, SLG: 0.414	X 0-0 ② F7		B B S X 2-1 ② F9			B F X 1-1 G6-4-3 BB 1B	B C S X 1-2 ③ FC5-4 1-2f			4	0	1	0	0	0	2
Will Clark, L (1, 3) OBP: 0.416, SLG: 0.549	F B B X 2-1 1B		F B C C 1-3 ③ K			1 SAFE 1 SAFE S 1 SAFE B P B B 4-1 G6-4-3 1-2 BB		S X 0-1 ① G4-3		3	0	1	0	1	1	0
Kevin Mitchell, R (1, 7) OBP: 0.398, SLG: 0.679	B X 1-0 ③ F7			B X 1-0 HR		X 0-0 ① ② G6-4-3 1-2f 2-3		B S C B X 2-2 F9-3 1B		4	1	2	1	0	0	3
Matt Williams, R (1, 5) OBP: 0.241, SLG: 0.449 Steve Bedrosian, R (8, 1) OBP: 0.333, SLG: 0.333 Bob Knepper, L (8, 1) OBP: 0.375, SLG: 0.485		L F B F S 1-3 ① K		F B S B F S 2-3 ① K		F B C F B S 2-3 ③ K		B X 1-0 ② ③ F9-3 1-2		4 0 0	0 0 0	0 0 0	0 0 0	0 0 0	3 0 0	2 0 0
Candy Maldonado, R (1, 9) OBP: 0.302, SLG: 0.377 Pat Sheridan, L (9, PH) OBP: 0.311, SLG: 0.338		B C C B B B 4-2 S BB		C B F S 1-3 ② K			X 0-0 HR		B C S B B B X 3-2 ① F9	2 1	1 0	1 0	1 0	1 0	1 0	0 0
Kirt Manwaring, R (1, 2) OBP: 0.272, SLG: 0.257 Ernest Riles, L (9, PH) OBP: 0.330, SLG: 0.393		C S S 0-3 ② K 1-2		X 0-0 ③ G5-3			F F B B B B 4-2 G6-4-3 BB		C X 0-1 ② G4-3	2 1	0 0	0 0	0 0	1 0	1 0	1 0
Jose Uribe, S (1, 6) OBP: 0.281, SLG: 0.296 Terry Kennedy, L (9, PH) OBP: 0.321, SLG: 0.337		C X 0-1 1B			X 0-0 ① L9		X 0-0 ① ② G6-4-3 1-2f		B C X 1-1 ③ G4-3	3 1	0 0	1 0	0 0	0 0	0 0	1 0
Michael LaCoss, R (1, 1) OBP: 0.156, SLG: 0.071 Craig Lefferts, L (7, 1) Ken Oberkfell, L (8, 5) OBP: 0.296, SLG: 0.365		B X 1-0 ③ F8			B C C F C 1-3 ② K		F B B B F B 4-2 BB BB			2 0 0	0 0 0	0 0 0	0 0 0	1 0 0	1 0 0	2 0 0
Inning Stats	R: 0 E: 0 K: 0 S: 6 H: 1 LOB: 1 BB: 0 P: 9	R: 0 E: 0 K: 2 S: 12 H: 1 LOB: 2 BB: 1 P: 18	R: 0 E: 0 K: 1 S: 9 H: 1 LOB: 0 BB: 0 P: 15	R: 1 E: 0 K: 2 S: 9 H: 1 LOB: 0 BB: 0 P: 13	R: 0 E: 0 K: 2 S: 9 H: 0 LOB: 0 BB: 0 P: 10	R: 0 E: 0 K: 1 S: 9 H: 1 LOB: 1 BB: 1 P: 15	R: 1 E: 0 K: 0 S: 10 H: 1 LOB: 2 BB: 3 P: 23	R: 0 E: 0 K: 0 S: 6 H: 1 LOB: 0 BB: 0 P: 9	R: 0 E: 0 K: 0 S: 8 H: 0 LOB: 0 BB: 0 P: 12	1B: 5 2B: 1 3B: 0 HR: 2 SF: 0 SAC: 0 DP: 3 HBP: 0						

PITCHER		IP	WLS	BF	H	R	ER	SO	BB	IBB	HBP	BLK	WP	HR	S	P	ERA	WHIP
Mark Langston, L ERA: 2.53	(1, 1)	7.0		29	6	2	2	8	5	0	0	0	0	2	64	103	2.57	1.571
Tim Burke, R ERA: 2.62	(8, 1)	2.0	W	6	1	0	0	0	0	0	0	0	0	0	14	21	0.00	0.500

PITCHER		IP	WLS	BF	H	R	ER	SO	BB	IBB	HBP	BLK	WP	HR	S	P	ERA	WHIP

TOP

San Francisco Giants @ Montreal Expos

Olympic Stadium, Montreal, QB

Wed Aug 16 1989, 7:05 PM EDT

Att. 24,719 - Unknown

livebaseballscorecards.com

AB	30
R	2
H	7
RBI	2
BB	5
SO	8
LOB	11

WP: 0	PB: 0	SB: 1	CS: 0
PA: 35			

Batter	1	2	3	4	5	6	7	8	9	AB	R	H	RBI	BB	SO	LOB
Dave Martinez, L (1, 8) OBP: 0.328, SLG: 0.398	B B X 2-0 F7 ①		F B S X 1-2 G4-3 ①		B B X 2-0 L8 ③		C X 0-1 G3 ③	B X 1-0 F8 ③		4	0	0	0	0	0	1
Hubie Brooks, R (8, PH) OBP: 0.287, SLG: 0.354										1	0	0	0	0	0	3
Otis Nixon, S (9, 8) OBP: 0.307, SLG: 0.267										0	0	0	0	0	0	0
Tom Foley, L (1, 4) OBP: 0.306, SLG: 0.350	B S F F B X 2-2 F7 ②		B B B B 4-0 G6-4-3 BB			X 0-0 G4-3 ①		L F B F X 1-2 F7 ①		2	0	0	0	1	0	0
Rex Hudler, R (8, PH) OBP: 0.296, SLG: 0.458 (9, 4)										1	0	0	0	0	0	0
Andres Galarraga, R (1, 3) OBP: 0.338, SLG: 0.431	B C B B F F F B 4-2 BB		1 SAFE C B S X 1-2 G6-4-3 ② ③ 1-2f			B S B X 2-1 1B		F B S S 1-3 K ②		3	0	1	0	1	1	1
Tim Raines, S (1, 7) OBP: 0.408, SLG: 0.455	F X 0-1 F7 ③			B S F B X 2-2 G6-3 ①		F B 1 SAFE C S 1-3 K ②		B S F B B X 3-2 S E 2B		4	1	1	0	0	1	2
Tim Wallach, R (1, 5) OBP: 0.342, SLG: 0.418		C B F X 1-2 L9 ①		F B B X 2-1 L6 ②		X 0-0 F8 ③		B B S F B B 4-2 BB E BB		3	1	0	0	1	0	1
Larry Walker, L (1, 9) OBP: 1.000, SLG: 1.000		B F S F F B B B 4-2 BB BB		B B B C B 4-1 FC6-4 BB			X 0-0 PB 1B 1B	B B B C S S B 4-2 1-2 E 2-3 BB		1	2	1	0	3	0	0
Nelson Santovenia, R (1, 2) OBP: 0.332, SLG: 0.404		1 SAFE X 0-0 F7 ②		F 1 SAFE B B F P X 2-2 FC6-4 ③ 1-2f			B B X 2-0 G5-3 ① 1-2	B B B C C C X 3-2 E9 BB 1-H 2-H 3-H		4	0	0	0	0	0	3
Spike Owen, S (1, 6) OBP: 0.372, SLG: 0.350		1 SAFE B 1 SAFE C 1 SAFE B 1 SAFE P B 4-1 1-2 BB			S B B X 2-1 L3 ①		C S B S 1-3 K ②	I I I I 4-0 BB IBB		2	0	0	0	2	1	1
Mark Langston, R (1, 1) OBP: 0.188, SLG: 0.234	C X 0-1 G5-3 ③				C F B B B F F S 3-3 K ②		B S F B B X 3-2 2-H 1B	B B C B C B 4-2 1-2 2-3 BB		2	0	0	0	0	1	2
Wallace Johnson, S (7, PH) OBP: 0.281, SLG: 0.333										1	0	1	1	0	0	0
Tim Burke, R (8, 1)										0	0	0	0	1	0	0
Inning Stats	R: 0 E: 0 K: 0 S: 11 H: 0 LOB: 1 BB: 1 P: 19	R: 0 E: 0 K: 0 S: 12 H: 0 LOB: 2 BB: 2 P: 20	R: 0 E: 0 K: 0 S: 6 H: 0 LOB: 0 BB: 1 P: 12	R: 0 E: 0 K: 0 S: 10 H: 0 LOB: 1 BB: 1 P: 19	R: 0 E: 0 K: 1 S: 8 H: 0 LOB: 0 BB: 0 P: 15	R: 0 E: 0 K: 1 S: 7 H: 1 LOB: 1 BB: 0 P: 10	R: 1 E: 0 K: 1 S: 10 H: 2 LOB: 1 BB: 0 P: 16	R: 3 E: 1 K: 1 S: 20 H: 1 LOB: 3 BB: 4 P: 45		1B: 3 2B: 1 3B: 0 HR: 0	SF: 0 SAC: 0 DP: 1 HBP: 0					

PITCHER		IP	WLS	BF	H	R	ER	SO	BB	IBB	HBP	BLK	WP	HR	S	P	ERA	WHIP
Michael LaCoss, R ERA: 2.77	(1, 1)	6.2		27	3	1	0	3	5	0	0	0	0	0	62	109	0.00	1.200
Craig Lefferts, L ERA: 2.34	(7, 1)	1.0		4	1	1	0	1	0	0	0	0	0	0	12	17	0.00	1.000
Steve Bedrosian, R ERA: 3.5	(8, 1)	0.0	L	5	0	2	0	0	3	1	0	0	0	0	9	28	∞	∞
Bob Knepper, L ERA: 5.72	(8, 1)	0.1		1	0	0	0	0	0	0	0	0	0	0	1	2	0.00	0.000

PITCHER	IP	WLS	BF	H	R	ER	SO	BB	IBB	HBP	BLK	WP	HR	S	P	ERA	WHIP

BOTTOM

San Francisco Giants @ Montreal Expos

Olympic Stadium, Montreal, QB

Wed Aug 16 1989, 7:05 PM EDT

Att. 24,719 - Unknown

livebaseballscorecards.com

AB	28
R	4
H	4
RBI	1
BB	9
SO	4
LOB	14

1B: 3 2B: 1 3B: 0 HR: 0	SF: 0 SAC: 0 DP: 1 HBP: 0	WP: 0 PB: 1 SB: 1 CS: 0	PA: 37

Batter	1	2	3	4	5	6	7	8	9	AB	R	H	RBI	BB	SO	LOB
Brett Butler, L (1, 8) OBP: 0.346, SLG: 0.364	BBCBBB 4-1 BB BLK SF9 BB		BBBCB 4-1 1B 2B BB	BCFX 1-2 G6-3 ③		BX 1-0 SH HR 1-3 2-H	BBCBB 4-1 BB			1	3	0	0	3	0	1
Ken Oberkfell, L (1, 5) OBP: 0.305, SLG: 0.373 Robby Thompson, R (5, PR) OBP: 0.319, SLG: 0.412 (5, 4)	BBC1B1SAFEXSAFE 3-1 F7 ①		CCX 1-1 2B 1B 1-3 1B		CX 0-1 BB 1B 1B	FBX 1-1 G5-3 ①	CX 0-1 G4-3 ③			3 2	1 1	2 0	0 0	0 0	0 0	1 4
Will Clark, L (1, 3) OBP: 0.418, SLG: 0.558	BBSX 2-1 SF9 BB 1-2 1B		X 0-0 1B G4-6-3 1-3 3-H 2B		BFSFFBB1SAFEC 3-3 ① K	BCX 1-1 2-H 3-H HR		FBSS 1-3 ① K		5	2	3	4	0	2	1
Kevin Mitchell, R (1, 7) OBP: 0.402, SLG: 0.687	BCCBFBFB 4-2 1-2 2-3 BB		FX 0-1 G4-6-3 2-3 3-H 1B		BBBB 4-0 1B 1-2 BB	BX 1-0 HR		SBX 1-1 ② G5-3		3	1	2	2	2	0	0
Ernest Riles, L (1, 4) OBP: 0.330, SLG: 0.394 Kirt Manwaring, R (5, 2) OBP: 0.269, SLG: 0.254	CFFBFX 1-2 ② SF9 2-3 3-H		CX 0-1 ① G4-6-3 ② 1-2f 3-H		BX 1-0 1-3 2-H 1B	BBX 2-0 ② G6-3		BFFX 1-2 ③ G4-3		2 2	0 0	1 0	2 0	0 0	0 0	1 0
Pat Sheridan, L (1, 9) OBP: 0.308, SLG: 0.335 Candy Maldonado, R (5, PH) OBP: 0.299, SLG: 0.373 (5, 9)	BBBCFS 3-3 ③ K		CBBCC 2-3 ③ K		1SAFEBSFB1SAFES 2-3 ② K	X 0-0 ③ F9			BBFX 2-1 ① F7	2 3	0 0	0 0	0 0	0 0	2 1	2 3
Terry Kennedy, L (1, 2) OBP: 0.322, SLG: 0.338 Matt Williams, R (5, PH) OBP: 0.250, SLG: 0.454 (5, 5)		BFFBFX 2-2 ① G6-3		X 0-0 FC6-4 1B	BS1SAFEX 1-1 ③ G6-3		BBX 2-0 F9 G3 1B		SX 0-1 1B	2 3	0 0	1 2	0 0	0 0	0 0	0 3
Jose Uribe, S (1, 6) OBP: 0.280, SLG: 0.294		FBCCC 1-3 ② K		X 0-0 ① FC6-4 SH5-4 1-2f		BX 1-0 E SH 1B	CBX 1-1 ① G3 1-2		BB1SAFE1SAFE1SAFE1SAFEFX 2-1 ② F9	5	1	1	0	0	1	3
Don Robinson, R (1, 1) OBP: 0.219, SLG: 0.347 Bob Knepper, L (4, PH) OBP: 0.381, SLG: 0.471 (4, 1) Donell Nixon, R (9, PH) OBP: 0.298, SLG: 0.257 Jeff Brantley, R (9, 1) OBP: 0.100, SLG: 0.100		CBX 1-1 ③ P6		1SAFEX 0-0 ② SH5-4 1-2		BB1SAFEB1SAFEB 4-0 SH HR 1-2 BB	FX 0-1 ② F9 2-3		X 0-0 ③ F9	1 1 1 0	0 1 0 0	0 0 0 0	0 0 0 0	0 1 0 0	0 0 0 0	0 1 1 0
Inning Stats	R: 1 H: 1 E: 0 LOB: 2 K: 1 BB: 2 S: 17 P: 34	R: 0 H: 0 E: 0 LOB: 0 K: 1 BB: 0 S: 9 P: 13	R: 3 H: 3 E: 0 LOB: 0 K: 1 BB: 1 S: 12 P: 18	R: 0 H: 1 E: 0 LOB: 1 K: 0 BB: 0 S: 6 P: 7	R: 1 H: 2 E: 0 LOB: 3 K: 2 BB: 1 S: 13 P: 24	R: 5 H: 3 E: 2 LOB: 0 K: 0 BB: 1 S: 9 P: 20	R: 0 H: 1 E: 0 LOB: 2 K: 0 BB: 1 S: 8 P: 15	R: 0 H: 0 E: 0 LOB: 0 K: 1 BB: 0 S: 8 P: 11	R: 0 H: 1 E: 0 LOB: 1 K: 0 BB: 0 S: 7 P: 11	1B: 9 SF: 1 2B: 1 SAC: 2 3B: 0 DP: 1 HR: 2 HBP: 0						

TOP

San Francisco Giants @ Montreal Expos

Olympic Stadium, Montreal, QB

Thu Aug 17 1989, 7:05 PM EDT

Att. 21,057 - Dome - 72 F

livebaseballscorecards.com

AB	36
R	10
H	12
RBI	8
BB	6
SO	6
LOB	21

WP: 0 PA: 45
PB: 0
SB: 0
CS: 0

PITCHER		IP	WLS	BF	H	R	ER	SO	BB	IBB	HBP	BLK	WP	HR	S	P	ERA	WHIP
Kevin Gross, R ERA: 4.28	(1, 1)	4.1		23	7	5	5	4	4	0	0	1	0	0	52	88	10.38	2.538
Joe Hesketh, L ERA: 6.59	(5, 1)	1.0	L	8	3	5	4	1	1	0	0	0	0	2	12	24	36.00	4.000
Rich Thompson, R ERA:	(6, 1)	2.2		10	1	0	0	1	1	0	0	0	0	0	18	30	0.00	0.750
Andy McGaffigan, R ERA: 3.84	(9, 1)	1.0		4	1	0	0	0	0	0	0	0	0	0	7	11	0.00	1.000

PITCHER	IP	WLS	BF	H	R	ER	SO	BB	IBB	HBP	BLK	WP	HR	S	P	ERA	WHIP

Batter	1	2	3	4	5	6	7	8	9	AB	R	H	RBI	BB	SO	LOB
Dave Martinez, L (1, 8) (6, 9) OBP: 0.329, SLG: 0.396	B B B F B 4-1 1B S G4-3 BB	B C X 1-1 ③ 2-H 1B		1 SAFE B B 1 SAFE S X 2-1 ② FC4-6 FC6-4 1-2f			B L B X 2-1 ① G4-3		B F F F X 1-2 ② G3	4	1	1	1	1	0	1
Tom Foley, L (1, 4) OBP: 0.310, SLG: 0.355	1 SAFE C X 0-1 G4-3 2B 1-3 1B	X 0-0 F8 1B 1B	C X 0-1 ③ FC6-4 1-2f				X 0-0 FC5-4 1B		F B C B S 2-3 ③ K	2	2	2	0	0	0	0
Damaso Garcia, R (4, PH) (5, 4) OBP: 0.325, SLG: 0.391										3	0	1	0	0	1	1
Andres Galarraga, R (1, 3) OBP: 0.340, SLG: 0.432	B 1 SAFE F F S 1-3 ① K	1 SAFE C X 0-1 1B WP 1-2 1B	C B B B X 3-1 1B				B B C B X 3-1 ② FC5-4 1-2f			4	1	2	0	0	1	3
Tim Raines, S (1, 7) OBP: 0.404, SLG: 0.450	C 1 SAFE B 1 SAFE X 1-1 ② G4-3 1-2 3-H	X 0-0 ① F8 2-3	F X 0-1 ① F9				F X 0-1 ③ G1-3			4	0	0	1	0	0	5
Tim Wallach, R (1, 5) OBP: 0.341, SLG: 0.419	B F X 1-1 2-H 2B	1 SAFE F B B B F S 2-3 ② K	1 SAFE X 0-0 ② P4					C B S X 1-2 ① P4		4	0	1	1	0	1	3
Larry Walker, L (1, 9) OBP: 0.833, SLG: 0.667 Hubie Brooks, R (5, PH) OBP: 0.287, SLG: 0.353 Rich Thompson, R (6, 1) Rex Hudler, R (8, PH) OBP: 0.294, SLG: 0.455 (9, 6)	B B B C X 3-1 ③ G4-3	B X 1-0 WP 1-2 3-H 1B	C B F F 1 SAFE B X 2-2 ③ F8					X 0-0 ② G6-3		2 1 0 1	0 0 0 0	1 0 0 0	1 0 0 0	0 0 0 0	0 0 0 0	1 1 0 0
Nelson Santovenia, R (1, 2) OBP: 0.331, SLG: 0.401		B C B F X 2-2 ① F9	C B F X 1-2 ③ P3 1-2 2-H			X 0-0 ① G5-3		F F X 0-2 FC6-4 1B		4	0	1	0	0	0	1
Spike Owen, S (1, 6) OBP: 0.371, SLG: 0.349 Andy McGaffigan, R (9, 1) OBP: 1.000, SLG: 1.000		C B X 1-1 ② F8		B S B B X 3-1 FC4-6 1B		C B S F B X 2-2 ② F9		B S X 1-1 ③ FC6-4 1-2f		4 0	0 0	1 0	0 0	0 0	0 0	1 0
Kevin Gross, R (1, 1) OBP: 0.211, SLG: 0.170 Joe Hesketh, R (5, 1) OBP: 1.000, SLG: 1.000 Otis Nixon, S (6, 8) OBP: 0.305, SLG: 0.265		B B C B X 3-1 1B 2B		L L M 0-3 ① K		F B X 1-1 ③ F8			B F S F F C 1-3 ① K	2 0 2	1 0 0	1 0 0	0 0 0	0 0 0	1 0 1	1 0 0
Inning Stats	R: 2 E: 0 K: 1 S: 12 H: 2 LOB: 1 BB: 1 P: 22	R: 1 E: 0 K: 0 S: 9 H: 2 LOB: 1 BB: 0 P: 16	R: 2 E: 0 K: 1 S: 12 H: 3 LOB: 1 BB: 0 P: 16	R: 0 E: 0 K: 1 S: 9 H: 1 LOB: 1 BB: 0 P: 14	R: 0 E: 0 K: 0 S: 9 H: 1 LOB: 1 BB: 0 P: 14	R: 0 E: 0 K: 0 S: 6 H: 0 LOB: 0 BB: 0 P: 9	R: 0 E: 0 K: 0 S: 7 H: 1 LOB: 1 BB: 0 P: 12	R: 0 E: 0 K: 0 S: 9 H: 1 LOB: 1 BB: 0 P: 11	R: 0 E: 0 K: 2 S: 12 H: 0 LOB: 0 BB: 0 P: 16	1B: 9 2B: 2 3B: 0 HR: 0	SF: 0 SAC: 0 DP: 0 HBP: 0						

PITCHER	IP	WLS	BF	H	R	ER	SO	BB	IBB	HBP	BLK	WP	HR	S	P	ERA	WHIP
Don Robinson, R (1, 1) ERA: 3.37	3.0		16	7	5	5	2	1	0	0	0	1	0	33	54	15.00	2.667
Bob Knepper, L (4, 1) ERA: 5.5	5.0	W	19	4	0	0	1	0	0	0	0	0	0	40	60	0.00	0.800
Jeff Brantley, R (9, 1) ERA: 4.23	1.0		3	0	0	0	2	0	0	0	0	0	0	12	16	0.00	0.000

PITCHER	IP	WLS	BF	H	R	ER	SO	BB	IBB	HBP	BLK	WP	HR	S	P	ERA	WHIP

BOTTOM

San Francisco Giants @ Montreal Expos

Olympic Stadium, Montreal, QB

Thu Aug 17 1989, 7:05 PM EDT

Att. 21,057 - Dome - 72 F

livebaseballscorecards.com

AB	37
R	5
H	11
RBI	4
BB	1
SO	5
LOB	18

WP: 2 PA: 38
PB: 0
SB: 1
CS: 0

Batter	1	2	3	4	5	6	7	8	9	AB	R	H	RBI	BB	SO	LOB
Roberto Alomar, S (1, 4) OBP: 0.328, SLG: 0.327	B S X 1-1 ① G3		C F S 0-3 ① K		X 0-0 ②③ G4-6-3 1-2f			C F B S 1-3 ② K		4	0	0	0	0	2	1
Garry Templeton, S (1, 6) OBP: 0.295, SLG: 0.365	B C X 1-1 WP 2B		F X 0-1 ② G3			C B S S 1-3 ① K		S X 0-1 ③ G4-3		4	0	1	0	0	1	0
Tony Gwynn, L (1, 8) OBP: 0.396, SLG: 0.435	C F B B S 2-3 ② K 2-3		F B S B B B 4-2 BB			B S S B X 2-2 G6-4-3 1B			F X 0-1 ① G6-3	3	0	1	0	1	1	1
Jack Clark, R (1, 3) OBP: 0.397, SLG: 0.408	B X 1-0 ③ G5-3		C S X 0-2 ③ G6-3			B F X 1-1 ②③ G6-4-3 1-2f			F X 0-1 HR	4	1	1	1	0	0	3
Chris James, R (1, 9) OBP: 0.279, SLG: 0.380		B S X 1-1 HR	C B S F B F S 2-3 ① K				B X 1-0 ① G5-3		C X 0-1 ② F8	4	1	1	1	0	1	0
Luis Salazar, R (1, 7) OBP: 0.300, SLG: 0.414		F S S 0-3 K G5-3	S F B B F S 2-3 ② K				C F F B B X 2-2 ② F4		C B C X 1-2 ③ F8	4	0	0	0	0	2	0
Mike Pagliarulo, L (1, 5) OBP: 0.261, SLG: 0.279		B C B B X 3-1 ① G5-3 1-2	X 0-0 ③ G6-3				C X 0-1 1B			3	0	1	0	0	0	1
Benito Santiago, R (1, 2) OBP: 0.272, SLG: 0.340		C C X 0-2 ② F6			X 0-0 ① G6-3		C B X 1-1 ③ G5-3			3	0	0	0	0	0	2
Andy Benes, R (1, 1) OBP: 0.250, SLG: 0.250		C B B S B X 3-2 ③ G4-3			C B B X 2-1 G4-6-3 1B			S F B X 1-2 ① G3		2	0	1	0	0	0	1
Pat Clements, R (7, 1)										0	0	0	0	0	0	0
Tim Flannery, L (8, PH) OBP: 0.302, SLG: 0.282										1	0	0	0	0	0	0
Mark Grant, R (8, 1) OBP: 0.286, SLG: 0.091										0	0	0	0	0	0	0
Inning Stats	R: 0 E: 0 K: 1 S: 8 H: 1 LOB: 1 BB: 0 P: 13	R: 1 E: 0 K: 1 S: 13 H: 1 LOB: 1 BB: 0 P: 20	R: 0 E: 0 K: 1 S: 10 H: 0 LOB: 1 BB: 1 P: 14	R: 0 E: 0 K: 2 S: 10 H: 0 LOB: 0 BB: 0 P: 14	R: 0 E: 0 K: 0 S: 4 H: 1 LOB: 0 BB: 0 P: 6	R: 0 E: 0 K: 1 S: 8 H: 1 LOB: 0 BB: 0 P: 12	R: 0 E: 0 K: 0 S: 9 H: 1 LOB: 1 BB: 0 P: 13	R: 0 E: 0 K: 1 S: 8 H: 0 LOB: 0 BB: 0 P: 10	R: 1 E: 0 K: 0 S: 9 H: 1 LOB: 0 BB: 0 P: 10	1B: 3 2B: 1 3B: 0 HR: 2 SF: 0 SAC: 0 DP: 2 HBP: 0						

PITCHER	IP	WLS	BF	H	R	ER	SO	BB	IBB	HBP	BLK	WP	HR	S	P	ERA	WHIP
Pascual Perez, R (1, 1) ERA: 3.68	9.0	W	33	6	2	2	7	1	0	0	0	2	2	79	112	2.00	0.778

PITCHER	IP	WLS	BF	H	R	ER	SO	BB	IBB	HBP	BLK	WP	HR	S	P	ERA	WHIP

TOP

San Diego Padres @ Montreal Expos

Olympic Stadium, Montreal, QB

Fri Aug 18 1989, 7:05 PM EDT
Att. 20,807 - Unknown

livebaseballscorecards.com

AB	32
R	2
H	6
RBI	2
BB	1
SO	7
LOB	9

Batter	1	2	3	4	5	6	7	8	9	AB	R	H	RBI	BB	SO	LOB
Dave Martinez, L (1, 8) OBP: 0.328, SLG: 0.394	C C X 0-2 G4-3 ①		B S B F C 2-3 K ③		B C C X 1-2 BLK 1B 1B		B F B F F X 2-2 G3 ② 2-3			4	1	1	0	0	1	1
Tom Foley, L (1, 4) OBP: 0.309, SLG: 0.353	C F B B X 2-2 F9 ②			B C F B F X 2-2 F8 ①	B B B C F X 3-2 1-H 1B		S B B S F X 2-2 F8 ③			4	0	1	1	0	0	1
Andres Galarraga, R (1, 3) OBP: 0.337, SLG: 0.428	C F S 0-3 K ③			B X 1-0 F8 ②	B X 1-0 F8 ③			S F B F S 1-3 K ①		4	0	0	0	0	2	1
Tim Raines, S (1, 7) OBP: 0.405, SLG: 0.458		B X 1-0 F7 ①		C S B X 1-2 1B		B B X 2-0 HR		B B F F S 2-3 K ②		4	1	2	1	0	1	0
Tim Wallach, R (1, 5) OBP: 0.341, SLG: 0.424		C B C C C 1-3 K ②		B X 1-0 F9 ③		C F B B C 2-3 K ①		B F X 1-1 HR		4	1	1	1	0	2	1
Larry Walker, L (1, 9) OBP: 0.700, SLG: 0.500		C X 0-1 BLK 1B			B B B B 4-0 3B BB	B B F S F B S 3-3 K ②		C X 0-1 F8 ③		3	1	1	0	1	1	0
Nelson Santovenia, R (1, 2) OBP: 0.327, SLG: 0.396	X 0-0 G5-3 ③ 1-2				X 0-0 P3 ① C X 0-1 F7 ③					3	0	0	0	0	0	2
Spike Owen, S (1, 6) OBP: 0.373, SLG: 0.356			B B C F C 2-3 K ①		F F X 0-2 1-H SH1-3 3B		C H 1-1 G3 SH3-4 HBP			2	1	1	1	0	1	0
Pascual Perez, R (1, 1) OBP: 0.195, SLG: 0.231			B S C C 1-3 K ②		X 0-0 SH1-3 ② 3-H		B C X 1-1 SH3-4 ① 1-2			1	0	0	1	0	1	0
Inning Stats	R: 0 H: 0 E: 0 LOB: 0 K: 1 BB: 0 S: 9 P: 11	R: 0 H: 1 E: 0 LOB: 1 K: 1 BB: 0 S: 7 P: 9	R: 0 H: 0 E: 0 LOB: 0 K: 3 BB: 0 S: 9 P: 14	R: 0 H: 1 E: 0 LOB: 1 K: 0 BB: 0 S: 9 P: 14	R: 3 H: 3 E: 0 LOB: 1 K: 0 BB: 1 S: 12 P: 21	R: 1 H: 1 E: 0 LOB: 0 K: 2 BB: 0 S: 10 P: 17	R: 0 H: 0 E: 0 LOB: 1 K: 0 BB: 0 S: 11 P: 17	R: 1 H: 1 E: 0 LOB: 0 K: 2 BB: 0 S: 11 P: 15		1B: 4 SF: 0 2B: 0 SAC: 2 3B: 1 DP: 0 HR: 2 HBP: 1						WP: 0 PA: 33 PB: 0 SB: 0 CS: 0

PITCHER		IP	WLS	BF	H	R	ER	SO	BB	IBB	HBP	BLK	WP	HR	S	P	ERA	WHIP
Andy Benes, R ERA: 7.3	(1, 1)	6.1	L	27	6	4	4	7	1	0	1	2	0	1	59	91	5.68	1.105
Pat Clements, L ERA: 3.67	(7, 1)	0.2		2	0	0	0	0	0	0	0	0	0	0	8	12	0.00	0.000
Mark Grant, R ERA: 2.91	(8, 1)	1.0		4	1	1	1	2	0	0	0	0	0	1	11	15	9.00	1.000

PITCHER	IP	WLS	BF	H	R	ER	SO	BB	IBB	HBP	BLK	WP	HR	S	P	ERA	WHIP

BOTTOM

San Diego Padres @ Montreal Expos

Olympic Stadium, Montreal, QB

Fri Aug 18 1989, 7:05 PM EDT

Att. 20,807 - Unknown

livebaseballscorecards.com

AB	29
R	5
H	7
RBI	5
BB	1
SO	9
LOB	6

San Diego Padres @ Montreal Expos

Olympic Stadium, Montreal, QB

Sat Aug 19 1989, 7:05 PM EDT

Att. 24,914 - Unknown

TOP

livebaseballscorecards.com

Batter	1	2	3	4	5	6	7	8	9	AB	R	H	RBI	BB	SO	LOB
Bip Roberts, S (1, 7) OBP: 0.389, SLG: 0.427	C B C B F F X 2-2 ① F8		C B F X 1-2 ② SF7 3-H		S C F X 0-2 FC4 1-2 1B		C F S 0-3 ③ K			3	0	1	1	0	1	0
Roberto Alomar, S (1, 4) OBP: 0.327, SLG: 0.328	C B X 1-1 2B		C C F B S 1-3 ③ K		B C X 1-1 ② FC4 1B 1-2f 2-H			B C B F B X 3-2 ① G6-3		4	0	1	0	0	1	1
Tony Gwynn, L (1, 8) OBP: 0.395, SLG: 0.433	X 0-0 ② G5-3			C S C 0-3 ① K	B F P F X 2-2 S 1-3 1B			B C S X 1-2 ② G1-3		4	0	1	0	0	1	1
Jack Clark, R (1, 3) OBP: 0.393, SLG: 0.403 Mark Davis, L (8, 1)	X 0-0 ③ G4-3			B X 1-0 ② L7	S F P B F B S 3-3 ③ K 1-2			S B S C 1-3 ③ K		4 0	0 0	0 0	0 0	0 0	2 0	3 0
Chris James, R (1, 9) OBP: 0.276, SLG: 0.376		B F X 1-1 ① L3		B B X 2-0 ③ G4-3		C F B X 2-2 ① L9			C X 0-1 E6 1B G1-3	4	0	0	0	0	0	0
Garry Templeton, S (1, 6) OBP: 0.294, SLG: 0.364		B C F B B X 2-2 ② G4-3			B X 1-0 HR 1B	B M B F F X 2-2 ② L6			X 0-0 ① G1-3 1-2	4	1	1	0	0	0	1
Mike Pagliarulo, L (1, 5) OBP: 0.261, SLG: 0.289		S B B X 2-1 ③ G6-3			X 0-0 HR 1-H	B S F B F S 2-3 ③ K			B B C C S 2-3 ② K	4	1	1	2	0	2	1
Benito Santiago, R (1, 2) OBP: 0.275, SLG: 0.345			B X 1-0 SH1-4 SF7 2B		S S C 0-3 ① K		B X 1-0 ① F8		S B X 1-1 1B 2-3	4	1	2	0	0	1	0
Greg Harris, R (1, 1) OBP: 0.154, SLG: 0.083 Mark Grant, R (5, 1) OBP: 0.286, SLG: 0.091 Tim Flannery, L (7, PH) OBP: 0.300, SLG: 0.280 Dan Murphy, R (7, 1) Carmelo Martinez, R (8, 3) OBP: 0.303, SLG: 0.353			X 0-0 ① SH1-4 2-3		C X 0-1 1B FC4 1B		B C X 1-1 ② G3		S B F B S 2-3 ③ K	1 0 1 0 1	1 0 0 0 0	1 0 0 0 0	0 0 0 0 1	0 0 0 0 0	0 0 0 0 1	0 0 0 0 2

Inning Stats	1	2	3	4	5	6	7	8	9	1B: 5	SF: 1	WP: 0	PA: 36
R:	0	0	1	0	3	0	0	0	0	2B: 2	SAC: 1	PB: 0	
E:	0	0	0	0	1	0	0	0	1	3B: 0	DP: 0	SB: 1	
K:	0	0	1	1	2	1	1	1	2	HR: 1	HBP: 0	CS: 0	
S:	9	7	9	5	22	11	6	9	11				
H:	1	0	1	0	5	0	0	0	1				
LOB:	1	0	0	0	2	0	0	0	2				
BB:	0	0	0	0	0	0	0	0	0				
P:	12	12	12	8	27	17	8	14	16				

PITCHER	IP	WLS	BF	H	R	ER	SO	BB	IBB	HBP	BLK	WP	HR	S	P	ERA	WHIP
Dennis Martinez, R (1, 1) ERA: 3.03	8.2	W	35	8	4	3	8	0	0	0	0	0	1	86	121	3.12	0.923
Tim Burke, R (9, 1) ERA: 2.61	0.1	S	1	0	0	0	1	0	0	0	0	0	0	3	5	0.00	0.000

PITCHER	IP	WLS	BF	H	R	ER	SO	BB	IBB	HBP	BLK	WP	HR	S	P	ERA	WHIP

AB	34
R	4
H	8
RBI	3
BB	0
SO	9
LOB	9

San Diego Padres @ Montreal Expos

Olympic Stadium, Montreal, QB

Sat Aug 19 1989, 7:05 PM EDT

Att. 24,914 - Unknown

livebaseballscorecards.com

BOTTOM

Batter	1	2	3	4	5	6	7	8	9	AB	R	H	RBI	BB	SO	LOB
Dave Martinez, L (1, 8) OBP: 0.327, SLG: 0.392	P4		P7		S BLK G5-3 1B	P6				4	1	1	0	0	0	2
Tom Foley, L (1, 4) OBP: 0.307, SLG: 0.350	K2-3		P6		K 1-2	G6-3 1-2f				3	0	0	0	0	2	2
Damaso Garcia, R (6, 4) OBP: 0.323, SLG: 0.389										1	0	0	0	0	0	1
Andres Galarraga, R (1, 3) OBP: 0.336, SLG: 0.425	F9		FC6-4 1-2f		G5-3 PB 1B 2-3 BB		G1-3			3	1	0	0	1	0	1
Tim Raines, S (1, 7) OBP: 0.408, SLG: 0.463		HR 1B		FC1-5-6- 2B	G5-3 1B 1-2 IBB		F7			3	2	2	0	1	0	0
Tim Wallach, R (1, 5) OBP: 0.340, SLG: 0.429		1-H HR		FC1-5-6-1 1B 1B 2-3	G5-3 1-2 2-3 3-H		L9			4	2	1	3	0	0	3
Larry Walker, L (1, 9) OBP: 0.714, SLG: 0.600	G1-6-3 1B			1B CS 1B 2-3	1B 1B 2-H 3-H			L9		4	0	3	2	0	0	0
Mike Fitzgerald, R (1, 2) OBP: 0.339, SLG: 0.411	G1-6-3 1-2f			CS 1B 1-3 3-H	1B 1-3			K		4	0	2	1	0	1	1
Rex Hudler, R (1, 6) OBP: 0.292, SLG: 0.444	F9			IBB 1-2 3-H	G5-3			G6-3		3	0	0	0	1	0	2
Dennis Martinez, R (1, 1) OBP: 0.210, SLG: 0.140			FC6-4 1B	K		E3 G6-3				3	0	1	0	0	1	2
Tim Burke, R (9, 1)										0	0	0	0	0	0	0
Inning Stats	R: 0 E: 0 K: 1 S: 7 H: 0 LOB: 0 BB: 0 P: 9	R: 2 E: 0 K: 0 S: 10 H: 3 LOB: 0 BB: 0 P: 16	R: 0 E: 0 K: 0 S: 10 H: 1 LOB: 1 BB: 0 P: 14	R: 1 E: 0 K: 1 S: 12 H: 3 LOB: 2 BB: 1 P: 20	R: 3 E: 0 K: 1 S: 19 H: 3 LOB: 2 BB: 2 P: 37	R: 0 E: 1 K: 0 S: 11 H: 0 LOB: 0 BB: 0 P: 17	R: 0 E: 0 K: 0 S: 5 H: 0 LOB: 0 BB: 0 P: 10	R: 0 E: 0 K: 1 S: 10 H: 0 LOB: 0 BB: 0 P: 12		1B: 8 2B: 1 3B: 0 HR: 1	SF: 0 SAC: 0 DP: 2 HBP: 0						

	AB	32
	R	6
	H	10
	RBI	6
	BB	3
	SO	4
	LOB	14

WP: 0 PB: 1 SB: 1 CS: 2 PA: 35

PITCHER		IP	WLS	BF	H	R	ER	SO	BB	IBB	HBP	BLK	WP	HR	S	P	ERA	WHIP
Greg Harris, R ERA: 3.19	(1, 1)	4.1	L	22	8	6	6	3	1	2	0	1	0	1	47	80	12.46	2.077
Mark Grant, R ERA: 2.85	(5, 1)	1.2		7	2	0	0	0	0	0	0	0	0	0	22	33	0.00	1.200
Dan Murphy, R ERA: 3.0	(7, 1)	1.0		3	0	0	0	0	0	0	0	0	0	0	5	10	0.00	0.000
Mark Davis, L ERA: 2.17	(8, 1)	1.0		3	0	0	0	1	0	0	0	0	0	0	10	12	0.00	0.000

PITCHER	IP	WLS	BF	H	R	ER	SO	BB	IBB	HBP	BLK	WP	HR	S	P	ERA	WHIP

San Diego Padres @ Montreal Expos

Olympic Stadium, Montreal, QB

Sun Aug 20 1989, 7:05 PM EDT

Att. 39,377 - Unknown

TOP

livebaseballscorecards.com

Batter	1	2	3	4	5	6	7	8	9	AB	R	H	RBI	BB	SO	LOB
Bip Roberts, S (1, 6) OBP: 0.395, SLG: 0.436	F8		1B G3 1B		SH1-3			SH5-3 HR 2B	S BB	3	2	2	0	1	0	0
Roberto Alomar, S (1, 4) OBP: 0.328, SLG: 0.332	1B 2B		1 SAFE 1 SAFE S G3 1-3 1B		G4-3 2-3			SH5-3 2-3	G4-3 1-2	4	1	2	0	0	0	2
Tony Gwynn, L (1, 8) OBP: 0.395, SLG: 0.432	2-H 1B		G3 1-2 3-H		L7			S HR BB		3	1	1	2	1	0	2
Jack Clark, R (1, 3) OBP: 0.392, SLG: 0.410	L7		F7			G5-3		1-H 3-H HR		4	1	1	3	0	0	2
Chris James, R (1, 9) OBP: 0.276, SLG: 0.375	1 SAFE P3		P3 2-3			F8		FC6-4 1B		4	0	1	0	0	0	2
Marvell Wynne, L (1, 7) OBP: 0.279, SLG: 0.351		G5-3 1B		G1-3		L5		FC6-4 1-2f		4	0	1	0	0	0	1
Mike Pagliarulo, L (1, 5) OBP: 0.257, SLG: 0.285		K	G1				K	G4-3		4	0	0	0	0	2	2
Mark Parent, R (1, 2) OBP: 0.213, SLG: 0.328		G5-3 1-2	G1-3				G5-3		G5-3	4	0	0	0	0	0	1
Ed Whitson, R (1, 1) OBP: 0.188, SLG: 0.183 Mark Davis, L (7, 1)		G1-3			G4-3 SH1-3 BB		K		G3	2 1	0 0	0 0	0 0	1 0	1 0	1 0
Inning Stats	R: 1 E: 0 K: 0 S: 8 H: 2 LOB: 1 BB: 0 P: 10	R: 0 E: 0 K: 1 S: 7 H: 1 LOB: 1 BB: 0 P: 8	R: 1 E: 0 K: 0 S: 9 H: 2 LOB: 1 BB: 0 P: 15	R: 0 E: 0 K: 0 S: 7 H: 0 LOB: 0 BB: 0 P: 9	R: 0 E: 0 K: 0 S: 8 H: 0 LOB: 1 BB: 1 P: 14	R: 0 E: 0 K: 0 S: 7 H: 0 LOB: 0 BB: 0 P: 9	R: 0 E: 0 K: 2 S: 9 H: 0 LOB: 0 BB: 0 P: 12	R: 3 E: 0 K: 0 S: 15 H: 3 LOB: 1 BB: 1 P: 21	R: 0 E: 0 K: 0 S: 6 H: 0 LOB: 1 BB: 1 P: 10	1B: 5 2B: 2 3B: 0 HR: 1 SF: 0 SAC: 2 DP: 0 HBP: 0						

	AB	33
	R	5
	H	8
	RBI	5
	BB	3
	SO	3
	LOB	13

WP: 0 PB: 0 SB: 3 CS: 0 PA: 38

PITCHER		IP	WLS	BF	H	R	ER	SO	BB	IBB	HBP	BLK	WP	HR	S	P	ERA	WHIP
Bryn Smith, R ERA: 2.56	(1, 1)	7.0	L	27	5	2	2	3	1	0	0	0	0	0	55	77	2.57	0.857
Zane Smith, L ERA: 3.85	(8, 1)	1.0		7	3	3	3	0	1	0	0	0	0	1	15	21	27.00	4.000
Rich Thompson, R ERA:	(9, 1)	1.0		4	0	0	0	0	1	0	0	0	0	0	6	10	0.00	1.000

PITCHER	IP	WLS	BF	H	R	ER	SO	BB	IBB	HBP	BLK	WP	HR	S	P	ERA	WHIP

BOTTOM

Batter	1	2	3	4	5	6	7	8	9	AB	R	H	RBI	BB	SO	LOB
Dave Martinez, L (1, 8) OBP: 0.324, SLG: 0.388	B X 1-0 ① P5		B C X 1-1 ③ G4-3			X 0-0 ① G1-3		B B B 4-0 1B G6-3 BB		3	0	0	0	0	0	1
Otis Nixon, S (8, PH) OBP: 0.307, SLG: 0.265										0	1	0	0	1	0	0
(9, 8)																
Tom Foley, L (1, 4) OBP: 0.304, SLG: 0.346	X 0-0 ② G3			C F X 0-2 ① F9		X 0-0 ② P3		B S X 1-1 WP 1-3 1B		3	0	0	0	0	0	0
Damaso Garcia, R (8, PH) OBP: 0.327, SLG: 0.392										1	0	1	0	0	0	0
(9, 4)																
Andres Galarraga, R (1, 3) OBP: 0.333, SLG: 0.421	B X 1-0 ③ L9			B F B X 2-1 ② G3-1		B F B F F F S 2-3 ③ K		C B B X 2-1 ① G6-3 1-2 3-H		4	0	0	1	0	1	1
Tim Raines, S (1, 7) OBP: 0.407, SLG: 0.461		B F C B X 2-2 ① F7		B B C F B S 3-3 ③ K			F B B X 2-1 G4-3 S 2B 1B	C C F B S 1-3 ② K		4	1	1	0	0	2	1
Tim Wallach, R (1, 5) OBP: 0.339, SLG: 0.427		C C F X 0-2 ② F9			B X 1-0 G5-3 1B		S 1 SAFE B 1 SAFE F F 1 SAFE S 1-3 ① K 1-2	C S B S 1-3 ③ K		4	0	1	0	0	2	2
Larry Walker, L (1, 9) OBP: 0.556, SLG: 0.429		C C B F S 1-3 ③ K			B F B 1 SAFE 1 SAFE X 2-1 ① G5-3 1-2		B X 1-0 ② G4-3 2-3		C B B C F X 2-2 ① G4-3	4	0	0	0	0	1	2
Mike Fitzgerald, R (1, 2) OBP: 0.342, SLG: 0.417			X 0-0 ① G4-3		C C S 0-3 ② K		X 0-0 3-H 2B		C C B X 1-2 FC5-4 1B	4	0	2	1	0	1	1
Spike Owen, S (1, 6) OBP: 0.377, SLG: 0.357			C C X 0-2 SH3-4 1B		C F B B F B F F B 4-2 FC6-4 BB		B B B B 4-0 FC4-6 BB		C B X 1-1 ② FC5-4 1-2f	2	0	1	0	2	0	1
Bryn Smith, R (1, 1) OBP: 0.167, SLG: 0.102			X 0-0 ② SH3-4 1-2		B S X 1-1 ③ FC6-4 1-2f		C X 0-1 ③ FC4-6 1-2f		C B B F S 2-3 ③ K	1	0	0	0	0	0	2
Wallace Johnson, S (7, PH) OBP: 0.278, SLG: 0.329										1	0	0	0	0	0	2
Zane Smith, L (8, 1) OBP: 0.200, SLG: 0.233										0	0	0	0	0	0	0
Rich Thompson, R (9, 1)										0	0	0	0	0	0	0
Nelson Santovenia, R (9, PH) OBP: 0.325, SLG: 0.394										1	0	0	0	0	1	1
Inning Stats	R: 0 E: 0 K: 0 S: 3 H: 0 LOB: 0 BB: 0 P: 5	R: 0 E: 0 K: 1 S: 11 H: 0 LOB: 0 BB: 0 P: 14	R: 0 E: 0 K: 0 S: 7 H: 1 LOB: 1 BB: 0 P: 8	R: 0 E: 0 K: 1 S: 8 H: 0 LOB: 0 BB: 0 P: 13	R: 0 E: 0 K: 1 S: 13 H: 1 LOB: 2 BB: 1 P: 21	R: 0 E: 0 K: 1 S: 8 H: 0 LOB: 0 BB: 0 P: 10	R: 1 E: 0 K: 1 S: 10 H: 2 LOB: 2 BB: 1 P: 18	R: 1 E: 0 K: 2 S: 11 H: 1 LOB: 1 BB: 1 P: 20	R: 0 E: 0 K: 1 S: 12 H: 1 LOB: 1 BB: 0 P: 18	1B: 5 2B: 1 3B: 0 HR: 0 SF: 0 SAC: 1 DP: 0 HBP: 0						

PITCHER		IP	WLS	BF	H	R	ER	SO	BB	IBB	HBP	BLK	WP	HR	S	P	ERA	WHIP
Ed Whitson, R ERA: 2.67	(1, 1)	6.2	W	26	4	1	1	5	2	0	0	0	0	0	58	87	1.35	0.900
Mark Davis, L ERA: 2.23	(7, 1)	2.1	S	10	2	1	1	3	1	0	0	0	1	0	25	40	3.86	1.286

PITCHER	IP	WLS	BF	H	R	ER	SO	BB	IBB	HBP	BLK	WP	HR	S	P	ERA	WHIP

San Diego Padres @ Montreal Expos

Olympic Stadium, Montreal, QB

Sun Aug 20 1989, 7:05 PM EDT

Att. 39,377 - Unknown

livebaseballscorecards.com

AB	32
R	2
H	6
RBI	2
BB	3
SO	8
LOB	14

WP: 1 PA: 36
PB: 0
SB: 1
CS: 0

Batter	1	2	3	4	5	6	7	8	9	AB	R	H	RBI	BB	SO	LOB
Alfredo Griffin, S (1, 6) OBP: 0.317, SLG: 0.340	BBBCCB 4-2 FC5-4 BB	C X 0-1 FC6-4 1-H 2-H 1B		X 0-0 ③ G4-3			B X 1-0 ③ F9		B X 1-0 G6-4-3 2-3 3-H 1B	4	0	2	3	1	0	0
Willie Randolph, R (1, 4) OBP: 0.371, SLG: 0.322	B C 1 SAFE 1 SAFE B X 2-1 ① FC5-4 G6-4-3 1-2f	X 0-0 ③ FC6-4 1-2f			C F B X 1-2 ① G5-3			X 0-0 ① F8	X 0-0 ② ③ G6-4-3 1-2f	5	0	0	0	0	0	4
Eddie Murray, S (1, 3) OBP: 0.349, SLG: 0.402	S S F B B B 1 SAFE X 2-2 ② ③ G6-4-3 1-2f		S B C C X 2-2 ① L8		F S B F X 1-2 ② G6-3			F B C B B B 4-2 FC4-6 BB		3	0	0	0	1	0	1
Mike Marshall, R (1, 9) OBP: 0.331, SLG: 0.419 Bill Bean, L (6, 9) OBP: 0.216, SLG: 0.174		C S B B F B B 4-2 FC5-4 BB	B S B F X 2-2 E5 1B		B S C B S 2-3 ③ K			C X 0-1 ② FC4-6 E 1-2f		2	0	0	0	1	1	0
										1	0	0	0	0	0	1
Jeff Hamilton, R (1, 5) OBP: 0.263, SLG: 0.367		B C X 1-1 ① FC5-4 1B 1B 1B 1-2f	X 0-0 G3 1-3 1B			X 0-0 ① F7		F 1 SAFE B X 1-1 ③ G5-3 1-2		4	1	1	0	0	0	2
Jose Gonzalez, R (1, 8) OBP: 0.343, SLG: 0.368		C X 0-1 1B 1-2 1B 1B	B B S B X 3-1 ② G3 1-2			X 0-0 ② F9			B B S X 2-1 SH2-4 E 2B	4	2	2	0	0	0	2
Mike Huff, R (1, 7) OBP: 0.321, SLG: 0.375		C S B X 1-2 1B CS 1-2 2-3 1B	C X 0-1 ③ G6-3			X 0-0 ③ F8			B 2 SAFE B X 2-0 ① SH2-4 2-3	3	0	1	0	0	0	2
Rick Dempsey, R (1, 2) OBP: 0.304, SLG: 0.248		B C X 1-1 CS 1B 1-3 2-H 3-H 1B		B B C S X 2-2 ① G1-3			C B B F B F S 3-3 ① K2-3		B B B B 4-0 E 1B BB	3	2	1	2	1	1	0
Tim Belcher, R (1, 1) OBP: 0.145, SLG: 0.132 Mike Sharperson, R (9, PH) OBP: 0.364, SLG: 0.444 Jay Howell, R (9, 1)		F P M B B B 4-2 ② 1B 1B 1-2 3-H BB		F B B F X 2-2 ② G5-3			C B B F S 2-3 ② K		S C B F X 1-2 FC6 1B 1-3 3-H	2	1	0	0	1	1	0
										1	0	0	0	0	0	1
										0	0	0	0	0	0	0
Inning Stats	R: 0 E: 0 K: 0 S: 8 H: 0 LOB: 0 BB: 1 P: 16	R: 4 E: 0 K: 0 S: 18 H: 4 LOB: 1 BB: 2 P: 28	R: 0 E: 1 K: 0 S: 11 H: 1 LOB: 2 BB: 0 P: 18	R: 0 E: 0 K: 0 S: 7 H: 0 LOB: 0 BB: 0 P: 11	R: 0 E: 0 K: 1 S: 10 H: 0 LOB: 0 BB: 0 P: 14	R: 0 E: 0 K: 0 S: 3 H: 0 LOB: 0 BB: 0 P: 3	R: 0 E: 0 K: 2 S: 8 H: 0 LOB: 0 BB: 0 P: 14	R: 0 E: 1 K: 0 S: 7 H: 0 LOB: 1 BB: 1 P: 12	R: 2 E: 1 K: 0 S: 9 H: 2 LOB: 1 BB: 1 P: 19	1B: 6 2B: 1 3B: 0 HR: 0	SF: 0 SAC: 1 DP: 2 HBP: 0						

PITCHER	IP	WLS	BF	H	R	ER	SO	BB	IBB	HBP	BLK	WP	HR	S	P	ERA	WHIP
Mark Langston, L (1, 1) ERA: 2.65	8.1	L	37	7	6	5	3	5	0	0	0	0	0	80	134	5.40	1.440
Rich Thompson, R (9, 1) ERA:	0.2		1	0	0	0	0	0	0	0	0	0	0	1	1	0.00	0.000

PITCHER	IP	WLS	BF	H	R	ER	SO	BB	IBB	HBP	BLK	WP	HR	S	P	ERA	WHIP

TOP

Los Angeles Dodgers @ Montreal Expos

Olympic Stadium, Montreal, QB

Mon Aug 21 1989, 7:05 PM EDT

Att. 24,440 - Dome

livebaseballscorecards.com

AB	32
R	6
H	7
RBI	5
BB	5
SO	3
LOB	13

Batter	1	2	3	4	5	6	7	8	9	AB	R	H	RBI	BB	SO	LOB
Dave Martinez, L (1, 8) OBP: 0.325, SLG: 0.388	F7	G4-3			WP, 1B		CS, 1B		FC5-4, 1B, 1-2f	5	0	2	0	0	0	1
Wallace Johnson, S (1, 3) OBP: 0.284, SLG: 0.333	FC4-6, 1B		G3-1		F7		K, 1-2		1B, 1-2	5	0	2	0	0	1	2
Larry Walker, L (1, 9) OBP: 0.478, SLG: 0.333	FC4-6, BLK, S, 1-2f		WP, HBP		F8		P6		L9	4	0	0	0	0	0	4
Tim Raines, S (1, 7) OBP: 0.409, SLG: 0.459	BLK, BB, 1-2		BB, 1-2		BB, 1-2			G3		1	0	0	0	3	0	0
Tim Wallach, R (1, 5) OBP: 0.341, SLG: 0.427	BB, 1-2, 2-3		F7		P6			WP, 1B		3	0	1	0	1	0	4
Nelson Santovenia, R (1, 2) OBP: 0.320, SLG: 0.387	K		L6		P5			SAFE, G5-3, 1-2		4	0	0	0	0	1	6
Tom Foley, L (1, 4) OBP: 0.303, SLG: 0.342		G3-1		P2	BB			F8		3	0	0	0	1	0	1
Spike Owen, S (1, 6) OBP: 0.378, SLG: 0.366		HR		K	F9				FC5-4, BB	3	1	1	1	1	1	1
Mark Langston, R (1, 1) OBP: 0.176, SLG: 0.220 Rich Thompson, R (9, 1) Otis Nixon, S (9, PH) OBP: 0.306, SLG: 0.264		K		K	K				L9	3 0 1	0 0 0	0 0 0	0 0 0	0 0 0	3 0 0	1 0 1
Inning Stats	R: 0 E: 0 K: 1 S: 16 H: 1 LOB: 3 BB: 2 P: 29	R: 1 E: 0 K: 1 S: 8 H: 1 LOB: 0 BB: 0 P: 13	R: 0 E: 0 K: 0 S: 8 H: 0 LOB: 2 BB: 1 P: 14	R: 0 E: 0 K: 2 S: 8 H: 0 LOB: 0 BB: 0 P: 14	R: 0 E: 0 K: 0 S: 7 H: 1 LOB: 2 BB: 1 P: 14	R: 0 E: 0 K: 1 S: 5 H: 0 LOB: 1 BB: 1 P: 9	R: 0 E: 0 K: 1 S: 6 H: 1 LOB: 0 BB: 0 P: 9	R: 0 E: 0 K: 0 S: 10 H: 1 LOB: 1 BB: 0 P: 15	R: 0 E: 0 K: 0 S: 15 H: 1 LOB: 2 BB: 1 P: 24	1B: 5 2B: 0 3B: 0 HR: 1 SF: 0 SAC: 0 DP: 0 HBP: 1							

PITCHER		IP	WLS	BF	H	R	ER	SO	BB	IBB	HBP	BLK	WP	HR	S	P	ERA	WHIP
Tim Belcher, R ERA: 3.32	(1, 1)	8.0	W	34	5	1	1	6	5	0	1	1	3	1	68	117	1.12	1.250
Jay Howell, R ERA: 0.81	(9, 1)	1.0		5	1	0	0	0	1	0	0	0	0	0	15	24	0.00	2.000

PITCHER	IP	WLS	BF	H	R	ER	SO	BB	IBB	HBP	BLK	WP	HR	S	P	ERA	WHIP

BOTTOM

Los Angeles Dodgers @ Montreal Expos

Olympic Stadium, Montreal, QB

Mon Aug 21 1989, 7:05 PM EDT

Att. 24,440 - Dome

livebaseballscorecards.com

AB	32
R	1
H	6
RBI	1
BB	6
SO	6
LOB	21

Batter	1	2	3	4	5	6	7	8	9	AB	R	H	RBI	BB	SO	LOB
Alfredo Griffin, S (1, 6) OBP: 0.315, SLG: 0.337	B B B C B 4-1 1B SF9 BB	X 0-0 ② F6			C C X 0-2 ② G3		F S F F B S 1-3 ① K		X 0-0 ② G6-3	4	1	0	0	1	1	3
Willie Randolph, R (1, 4) OBP: 0.369, SLG: 0.320	C M B B X 2-2 4-3 S 1-3 1B	C L F B X 1-2 ③ 4-3			B X 1-0 ③ G6-3		S B B B X 3-1 ②③ G6-4-3 1-2f		C S B X 1-2 ③ F3	5	0	1	0	0	0	3
Mickey Hatcher, R (1, 7) OBP: 0.328, SLG: 0.405	B X 1-0 ① SF9 3-H		S B F X 1-2 ① 5-3			B B B C C B 4-2 SH5-3 BB BB		C S X 0-2 E6 1B 6-3		2	1	0	1	1	0	0
Eddie Murray, S (1, 3) OBP: 0.350, SLG: 0.402	S X 0-1 ② 4-3 1-3		C B B F X 2-2 ② 4-3			B F P B B 4-1 SH5-3 1-2 BB		B X 1-0 6-3 BB 1-3 FC6-2 1B		3	0	1	0	1	0	1
Jeff Hamilton, R (1, 5) OBP: 0.265, SLG: 0.366	B C B S B B 4-2 BB BB		X 0-0 ③ G5-3			X 0-0 ① SH5-3 1-2 2-3		S B B B B 4-1 FC6-2 6-3 1-2 BB		1	0	0	0	2	0	0
Jose Gonzalez, R (1, 8) OBP: 0.341, SLG: 0.362	B B S B S B 4-2 1-2 BB			C X 0-1 ① G3-1		S F B S 1-3 ② K		C B F F B X 2-2 ① 6-3 1-2 2-3 3-H		3	0	0	1	1	1	4
Bill Bean, L (1, 9) OBP: 0.200, SLG: 0.160	F S B B B X 2-2 ③ G3			B S F C 1-3 ② K		F B X 1-1 ③ G1		B C X 1-1 ② FC6-2 FC6 2-3 3-H		4	0	0	0	0	1	7
Mike Scioscia, L (1, 2) OBP: 0.327, SLG: 0.326		C C F B B B F B X 3-2 SH1-4 1B		B S S S X 1-2 ③ F3			B C B X 2-1 E 1B	F X 0-1 ③ FC6 1-2f		4	0	2	0	0	0	2
Fernando Valenzuela, L (1, 1) OBP: 0.157, SLG: 0.196 Lenny Harris, L (7, PH) OBP: 0.276, SLG: 0.286 Mike Morgan, R (7, 1) OBP: 0.108, SLG: 0.083 Mike Sharperson, R (9, PH) OBP: 0.333, SLG: 0.400		X 0-0 ① SH1-4 1-2			C F X 0-2 ① F7		B F S F X 1-2 FC3 G6-4-3 1-2		C S B X 1-2 ① F4	1 1 0 1	0 0 0 0	0 0 0 0	0 0 0 0	0 0 0 0	0 1 0 0	0 1 0 0
Inning Stats	R: 1 H: 1 E: 0 LOB: 3 K: 0 BB: 3 S: 14 P: 31	R: 0 H: 1 E: 0 LOB: 1 K: 0 BB: 0 S: 11 P: 15	R: 0 H: 0 E: 0 LOB: 0 K: 0 BB: 0 S: 7 P: 10	R: 0 H: 0 E: 0 LOB: 0 K: 1 BB: 0 S: 8 P: 10	R: 0 H: 0 E: 0 LOB: 0 K: 0 BB: 0 S: 7 P: 8	R: 0 H: 0 E: 0 LOB: 2 K: 1 BB: 2 S: 10 P: 19	R: 0 H: 1 E: 1 LOB: 1 K: 1 BB: 0 S: 13 P: 20	R: 1 H: 1 E: 1 LOB: 2 K: 0 BB: 1 S: 13 P: 21	R: 0 H: 0 E: 0 LOB: 0 K: 0 BB: 0 S: 7 P: 9	1B: 4 SF: 1 2B: 0 SAC: 2 3B: 0 DP: 1 HR: 0 HBP: 0						WP: 0 PA: 38 PB: 0 SB: 1 CS: 0

PITCHER		IP	WLS	BF	H	R	ER	SO	BB	IBB	HBP	BLK	WP	HR	S	P	ERA	WHIP
Kevin Gross, R ERA: 4.16	(1, 1)	7.0	W	31	4	2	1	3	5	0	0	0	0	0	74	118	1.29	1.286
Tim Burke, R ERA: 2.54	(8, 1)	2.0	S	7	0	0	0	0	1	0	0	0	0	0	16	25	0.00	0.500

PITCHER	IP	WLS	BF	H	R	ER	SO	BB	IBB	HBP	BLK	WP	HR	S	P	ERA	WHIP

TOP

Los Angeles Dodgers @ Montreal Expos

Olympic Stadium, Montreal, QB

Tue Aug 22 1989, 7:05 PM EDT

Att. 23,810 - Unknown

livebaseballscorecards.com

AB	29
R	2
H	4
RBI	2
BB	6
SO	3
LOB	21

BOTTOM

Los Angeles Dodgers @ Montreal Expos

Olympic Stadium, Montreal, QB

Tue Aug 22 1989, 7:05 PM EDT

Att. 23,810 - Unknown

livebaseballscorecards.com

Batter	1	2	3	4	5	6	7	8	9	AB	R	H	RBI	BB	SO	LOB
Marquis Grissom, R (1, 8) OBP: 0.500, SLG: 0.333	B F B B C X 3-2 P2 ①		X 0-0 G5-3 ③		X 0-0 FC6-4 1B 1-3 3-H		B B B C B 4-1 G1-3 BB			3	0	1	1	1	0	0
Damaso Garcia, R (1, 4) OBP: 0.322, SLG: 0.386 Tom Foley, L (7, PH) OBP: 0.302, SLG: 0.341 (8, 4)	X 0-0 F8 ②			C S X 0-2 F6 ①	X 0-0 FC6-4 ③ 1-2f		B X 1-0 F9 ①			3 1	0 0	0 0	0 0	0 0	0 0	2 1
Andres Galarraga, R (1, 3) OBP: 0.333, SLG: 0.426	B X 1-0 HR			C B F B S 2-3 K ②		B B C B S X 3-2 F9 ①	B X 1-0 G1-3 ② 1-2			4	1	1	1	0	1	1
Tim Raines, S (1, 7) OBP: 0.408, SLG: 0.457	S B C B B X 3-2 F3 ③			B X 1-0 1B		B X 1-0 G5-3 ②	X 0-0 F9 ③			4	0	1	0	0	0	1
Hubie Brooks, R (1, 9) OBP: 0.286, SLG: 0.355 Dave Martinez, L (9, 9) OBP: 0.325, SLG: 0.388		C B B X 2-1 F7 ①		C C C 0-3 K ③		B F B B F X 3-2 1B 2B		X 0-0 G4-3 ①		4 0	1 0	1 0	0 0	0 0	1 0	1 0
Tim Wallach, R (1, 5) OBP: 0.344, SLG: 0.427		C B B B F F B 4-2 BLK 6-3 BB			F X 0-1 1B 1B	I I I 4-0 E 1B BLK IBB		B X 1-0 F9 ②		2	2	1	0	2	0	0
Mike Fitzgerald, R (1, 2) OBP: 0.340, SLG: 0.414		C 3 SAFE B X 1-1 6-3 ② ③ 1-H			X 0-0 F8 ①	C F F B B X 2-2 E8 BLK 1B 1-3 2-H		F B X 1-1 G6-3 ③		4	0	1	1	0	0	2
Spike Owen, S (1, 6) OBP: 0.381, SLG: 0.367			S S C 0-3 K ①		S B B B X 3-1 1B 1B 1-3	I I I 4-0 IBB 1-2 3-H				2	0	1	0	1	1	0
Kevin Gross, R (1, 1) OBP: 0.200, SLG: 0.161 Tim Burke, R (8, 1)			C B F B B C 3-3 K ②		C L B C 1-3 K ②	F B F B S 2-3 K ③				3 0	0 0	0 0	0 0	0 0	3 0	4 0
Inning Stats	R: 1 H: 1 E: 0 LOB: 0 K: 0 BB: 0 S: 8 P: 15	R: 0 H: 0 E: 0 LOB: 0 K: 0 BB: 1 S: 7 P: 14	R: 0 H: 0 E: 0 LOB: 0 K: 2 BB: 0 S: 7 P: 10	R: 0 H: 1 E: 0 LOB: 1 K: 2 BB: 0 S: 10 P: 13	R: 1 H: 3 E: 0 LOB: 2 K: 1 BB: 0 S: 10 P: 14	R: 2 H: 2 E: 1 LOB: 2 K: 1 BB: 2 S: 14 P: 33	R: 0 H: 0 E: 0 LOB: 1 K: 0 BB: 1 S: 4 P: 10	R: 0 H: 0 E: 0 LOB: 0 K: 0 BB: 0 S: 4 P: 6		1B: 5 SF: 0 2B: 1 SAC: 0 3B: 0 DP: 0 HR: 1 HBP: 0				WP: 0 PA: 34 PB: 0 SB: 0 CS: 0		

	AB	30
	R	4
	H	7
	RBI	3
	BB	4
	SO	6
	LOB	12

PITCHER		IP	WLS	BF	H	R	ER	SO	BB	IBB	HBP	BLK	WP	HR	S	P	ERA	WHIP
Fernando Valenzuela, L ERA: 3.54	(1, 1)	6.0	L	27	7	4	3	6	1	2	0	2	0	1	56	99	4.50	1.333
Mike Morgan, R ERA: 2.64	(7, 1)	2.0		7	0	0	0	0	1	0	0	0	0	0	8	16	0.00	0.500

PITCHER	IP	WLS	BF	H	R	ER	SO	BB	IBB	HBP	BLK	WP	HR	S	P	ERA	WHIP

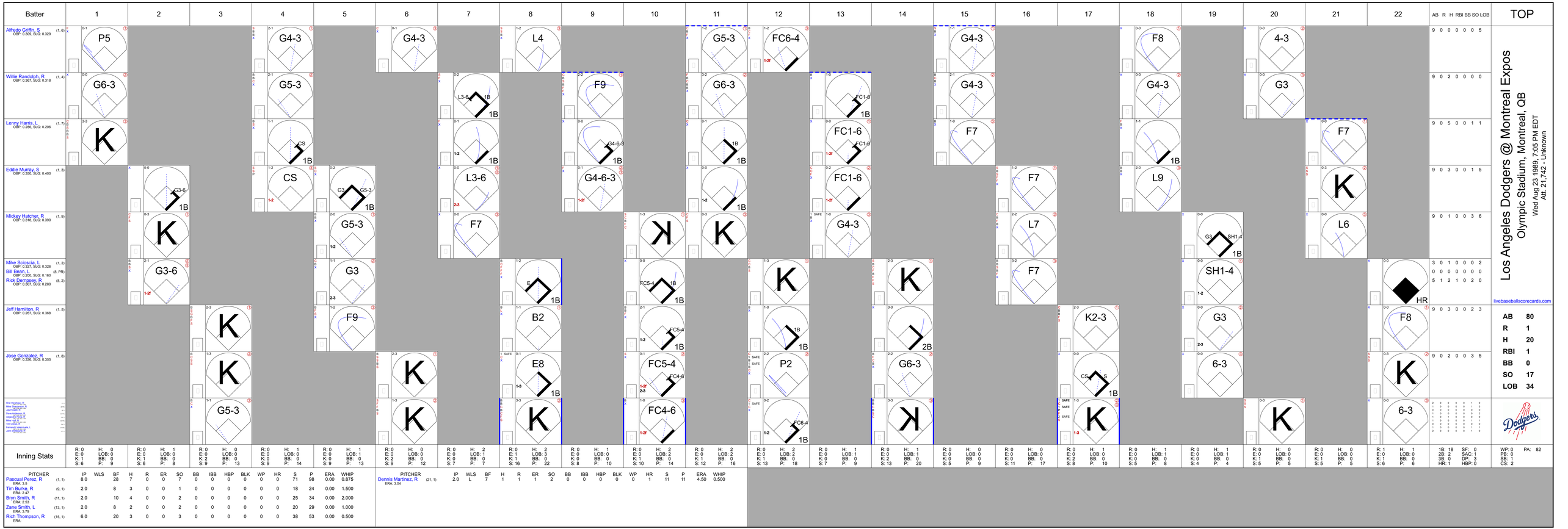

Los Angeles Dodgers @ Montreal Expos

Olympic Stadium, Montreal, QB

Wed Aug 23 1989, 7:05 PM EDT

Att. 21,742 - Unknown

livebaseballscorecards.com

Batter	1	2	3	4	5	6	7	8	9	10	11	12	13	14	15	16	17	18	19	20	21	22	AB	R	H	RBI	BB	SO	LOB
Alfredo Griffin, S (1, 6) OBP: 0.309, SLG: 0.329	P5			G4-3		G4-3		L4			G5-3	FC6-4			G4-3			F8		4-3			9	0	0	0	0	0	5
Willie Randolph, R (1, 4) OBP: 0.367, SLG: 0.318	G6-3			G5-3			L3-6 1B 1B		F9		G6-3		FC1-6 1B		G4-3			G4-3		G3			9	0	2	0	0	0	0
Lenny Harris, L (1, 7) OBP: 0.286, SLG: 0.296	K			CS 1B			1-2 1B		G4-6-3 1B		1B 1B		FC1-6 FC1-6		F7			1B			F7		9	0	5	0	0	1	1
Eddie Murray, S (1, 3) OBP: 0.350, SLG: 0.400		G3-6 1B		CS	G3 G5-3 1B		L3-6		G4-6-3		1B 1B		FC1-6			F7		L9			K		9	0	3	0	0	1	5
Mickey Hatcher, R (1, 9) OBP: 0.318, SLG: 0.390	K				G5-3		F7			K	K		G4-3			L7			G3 SH1-4 1B		L6		9	0	1	0	0	3	6
Mike Scioscia, L (1, 2) OBP: 0.327, SLG: 0.326		G3-6			G3			E 1B		FC5-4 1B 1B		K		K		F7			SH1-4			HR	3	0	1	0	0	0	2
Bill Bean, L (8, PR) OBP: 0.200, SLG: 0.160																							0	0	0	0	0	0	0
Rick Dempsey, R (8, 2) OBP: 0.307, SLG: 0.280																							5	1	2	1	0	2	0
Jeff Hamilton, R (1, 5) OBP: 0.267, SLG: 0.368			K		F9			B2		FC5-4 1B 1B		1B 1B		2B			K2-3		G3			F8	9	0	3	0	0	2	3
Jose Gonzalez, R (1, 8) OBP: 0.336, SLG: 0.355		K				K		E8 1B		FC5-4 FC4-6		P2		G6-3			CS S 1B		6-3			K	9	0	2	0	0	3	5
		G5-3				K		K		FC4-6		FC6-4 1B		K			K			K		6-3							

Inning Stats	1	2	3	4	5	6	7	8	9	10	11	12	13	14	15	16	17	18	19	20	21	22
	R: 0 E: 0 K: 1 S: 6	H: 0 LOB: 0 BB: 0 P: 9	R: 0 E: 0 K: 1 S: 6	H: 1 LOB: 0 BB: 0 P: 8	R: 0 E: 0 K: 2 S: 9	H: 0 LOB: 0 BB: 0 P: 13	R: 0 E: 0 K: 0 S: 9	H: 1 LOB: 0 BB: 0 P: 14	R: 0 E: 0 K: 0 S: 9	H: 1 LOB: 1 BB: 0 P: 13	R: 0 E: 0 K: 2 S: 9	H: 0 LOB: 0 BB: 0 P: 12	R: 0 E: 0 K: 0 S: 7	H: 2 LOB: 1 BB: 0 P: 7	R: 0 E: 1 K: 1 S: 16	H: 2 LOB: 3 BB: 0 P: 22	R: 0 E: 0 K: 0 S: 8	H: 1 LOB: 0 BB: 0 P: 10	R: 0 E: 0 K: 1 S: 10	H: 2 LOB: 2 BB: 0 P: 14	R: 0 E: 0 K: 1 S: 12	H: 2 LOB: 2 BB: 0 P: 16
	R: 0 E: 0 K: 1 S: 13	H: 2 LOB: 2 BB: 0 P: 18	R: 0 E: 0 K: 0 S: 7	H: 1 LOB: 1 BB: 0 P: 9	R: 0 E: 0 K: 0 S: 11	H: 1 LOB: 0 BB: 0 P: 17	R: 0 E: 0 K: 2 S: 8	H: 1 LOB: 0 BB: 0 P: 10	R: 0 E: 0 K: 0 S: 5	H: 1 LOB: 1 BB: 0 P: 8	R: 0 E: 0 K: 0 S: 4	H: 1 LOB: 1 BB: 0 P: 4	R: 0 E: 0 K: 1 S: 5	H: 0 LOB: 0 BB: 0 P: 5	R: 0 E: 0 K: 1 S: 5	H: 0 LOB: 0 BB: 0 P: 5	R: 1 E: 0 K: 1 S: 6	H: 1 LOB: 0 BB: 0 P: 6

TOP	AB	R	H	RBI	BB	SO	LOB
	9	0	0	0	0	0	5
	9	0	2	0	0	0	0
	9	0	5	0	0	1	1
	9	0	3	0	0	1	5
	9	0	1	0	0	3	6
	3	0	1	0	0	0	2
	0	0	0	0	0	0	0
	5	1	2	1	0	2	0
	9	0	3	0	0	2	3
	9	0	2	0	0	3	5

AB	80
R	1
H	20
RBI	1
BB	0
SO	17
LOB	34

PITCHER	IP	WLS	BF	H	R	ER	SO	BB	IBB	HBP	BLK	WP	HR	S	P	ERA	WHIP
Pascual Perez, R (1, 1) ERA: 3.5	8.0		28	7	0	0	7	0	0	0	0	0	0	71	98	0.00	0.875
Tim Burke, R (9, 1) ERA: 2.47	2.0		8	3	0	0	1	0	0	0	0	0	0	18	24	0.00	1.500
Bryn Smith, R (11, 1) ERA: 2.53	2.0		10	4	0	0	2	0	0	0	0	0	0	25	34	0.00	2.000
Zane Smith, L (13, 1) ERA: 3.79	2.0		8	2	0	0	2	0	0	0	0	0	0	20	29	0.00	1.000
Rich Thompson, R (15, 1) ERA:	6.0		20	3	0	0	3	0	0	0	0	0	0	38	53	0.00	0.500

PITCHER	IP	WLS	BF	H	R	ER	SO	BB	IBB	HBP	BLK	WP	HR	S	P	ERA	WHIP
Dennis Martinez, R (21, 1) ERA: 3.04	2.0	L	7	1	1	1	2	0	0	0	0	0	1	11	11	4.50	0.500

1B: 18	SF: 0
2B: 2	SAC: 1
3B: 0	DP: 3
HR: 1	HBP: 0

WP: 0 PA: 82
PB: 0
SB: 1
CS: 2

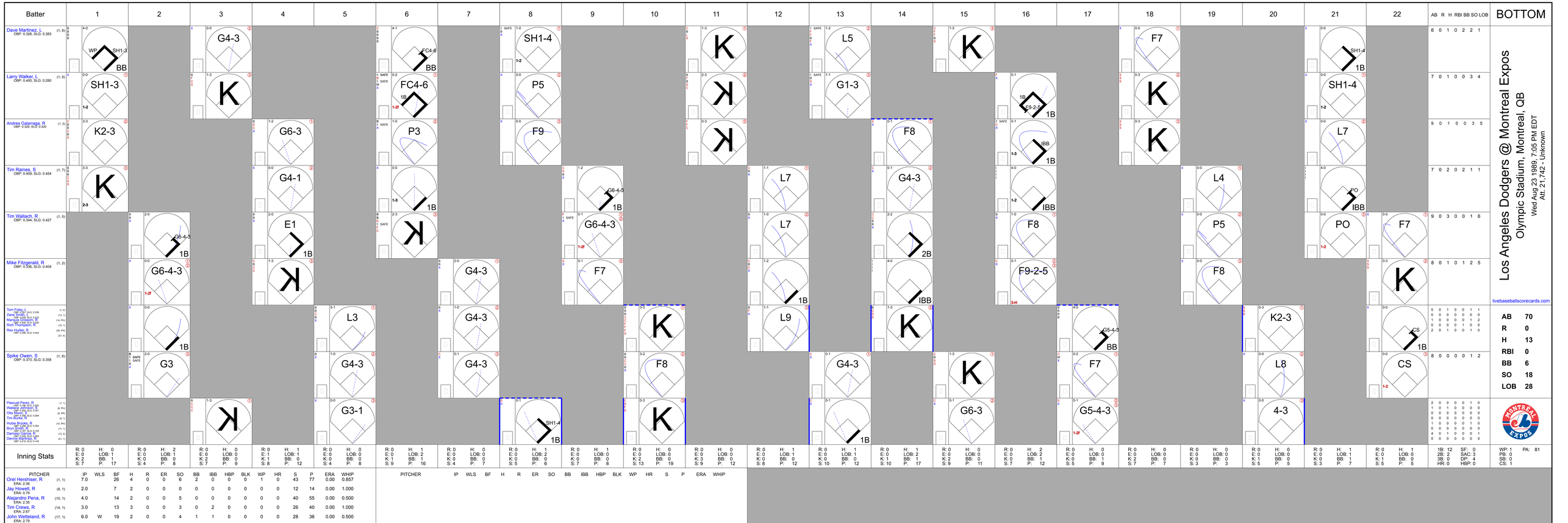

Los Angeles Dodgers @ Montreal Expos

Olympic Stadium, Montreal, QB

Wed Aug 23 1989, 7:05 PM EDT
Att. 21,742 - Unknown

Batter	1	2	3	4	5	6	7	8	9	10	11	12	13	14	15	16	17	18	19	20	21	22	AB	R	H	RBI	BB	SO	LOB
Dave Martinez, L (1, 8) OBP: 0.326, SLG: 0.383	WP SH1-3 BB		G4-3			FC4-6 BB		SH1-4			K		L5		K			F7			SH1-4 1B		6	0	1	0	2	2	1
Larry Walker, L (1, 9) OBP: 0.400, SLG: 0.280	SH1-3		K			FC4-6 1B		P5			K		G1-3			F9-2-5 1B		K			SH1-4		7	0	1	0	0	3	4
Andres Galarraga, R (1, 3) OBP: 0.329, SLG: 0.420	K2-3			G6-3		P3		F9			K			F8		IBB 1B		K			L7		9	0	1	0	0	3	5
Tim Raines, S (1, 7) OBP: 0.409, SLG: 0.454	K			G4-1		1B			G6-4-3 1B			L7		G4-3		IBB			L4		PO IBB		7	0	2	0	2	1	1
Tim Wallach, R (1, 5) OBP: 0.344, SLG: 0.427		G6-4-3 1B		E1 1B		K			G6-4-3			L7			2B	F8			P5		PO	F7	9	0	3	0	0	1	6
Mike Fitzgerald, R (1, 2) OBP: 0.336, SLG: 0.404		G6-4-3		K			G4-3		F7			1B		IBB		F9-2-5			F8			K	8	0	1	0	1	2	5
Tom Foley, L (1, 4) OBP: 0.301, SLG: 0.339					L3		G4-3			K		L9		K			G5-4-3 BB			K2-3		CS 1B	5	0	1	0	0	1	1
Zane Smith, L (1, 1) OBP: 0.250, SLG: 0.333																							0	0	0	0	0	0	0
Marquis Grissom, R (1A, PH) OBP: 0.346, SLG: 0.500																							1	0	0	0	0	1	2
Rich Thompson, R (1B, 1) OBP: 0.250, SLG: 0.444																							0	0	0	0	1	0	0
Rex Hudler, R (2B, PH) OBP: 0.336, SLG: 0.444																							2	0	1	0	0	1	0
Spike Owen, S (1, 6) OBP: 0.373, SLG: 0.358		G3			G4-3		G4-3			F8			G4-3		K		F7			L8		CS	8	0	0	0	0	1	2
Pascual Perez, R (1, 1) OBP: 0.000, SLG: 0.000					G3-1			SH1-4 1B		K			1B		G6-3		G5-4-3			4-3			2	0	0	0	0	1	0
Wallace Johnson, R (1B, PH) OBP: 0.000, SLG: 0.000																							1	0	1	0	0	0	0
Otis Nixon, S (1B, PH) OBP: 0.000, SLG: 0.000																							0	0	0	0	0	0	0
Tim Burke, R (1B, 1) OBP: 0.000, SLG: 0.000																							0	0	0	0	0	0	0
Hubie Brooks, R (1B, PH) OBP: 0.000, SLG: 0.000																							1	0	0	0	0	1	0
Bryn Smith, R (1B, 1) OBP: 0.000, SLG: 0.000																							0	0	0	0	0	0	0
Damaso Garcia, R (1B, 1) OBP: 0.000, SLG: 0.000																							4	0	1	0	0	0	1
Dennis Martinez, R (2B, 1) OBP: 0.000, SLG: 0.000																							0	0	0	0	0	0	0
Inning Stats	R: 0 E: 0 K: 2 S: 7	H: 0 LOB: 1 BB: 1 P: 17	R: 0 E: 0 K: 0 S: 4	H: 2 LOB: 1 BB: 0 P: 8	R: 0 E: 0 K: 2 S: 7	H: 0 LOB: 0 BB: 0 P: 9	R: 0 E: 1 K: 1 S: 8	H: 1 LOB: 1 BB: 0 P: 12	R: 0 E: 0 K: 0 S: 4	H: 0 LOB: 0 BB: 0 P: 7	R: 0 E: 0 K: 0 S: 5	H: 1 LOB: 2 BB: 0 P: 6	R: 0 E: 0 K: 0 S: 7	H: 1 LOB: 0 BB: 0 P: 8	R: 0 E: 0 K: 2 S: 13	H: 0 LOB: 0 BB: 0 P: 19	R: 0 E: 0 K: 3 S: 9	H: 0 LOB: 0 BB: 0 P: 12	R: 0 E: 0 K: 0 S: 8	H: 1 LOB: 1 BB: 0 P: 12	R: 0 E: 0 K: 0 S: 10	H: 1 LOB: 1 BB: 0 P: 12	R: 0 E: 0 K: 1 S: 10	H: 1 LOB: 2 BB: 1 P: 17	R: 0 E: 0 K: 2 S: 9	H: 0 LOB: 0 BB: 0 P: 11	R: 0 E: 0 K: 0 S: 7	H: 2 LOB: 2 BB: 1 P: 12	R: 0 E: 0 K: 0 S: 5	H: 0 LOB: 0 BB: 1 P: 9	R: 0 E: 0 K: 2 S: 7	H: 0 LOB: 0 BB: 0 P: 7	R: 0 E: 0 K: 0 S: 3	H: 0 LOB: 0 BB: 0 P: 3	R: 0 E: 0 K: 1 S: 5	H: 0 LOB: 0 BB: 0 P: 5	R: 0 E: 0 K: 0 S: 3	H: 1 LOB: 1 BB: 1 P: 7	R: 0 E: 0 K: 1 S: 5	H: 1 LOB: 0 BB: 0 P: 5	1B: 12 2B: 2 3B: 0 HR: 0	SF: 0 SAC: 3 DP: 4 HBP: 0	WP: 1 PB: 0 SB: 0 CS: 1	PA: 81

PITCHER		IP	WLS	BF	H	R	ER	SO	BB	IBB	HBP	BLK	WP	HR	S	P	ERA	WHIP
Orel Hershiser, R ERA: 2.36	(1, 1)	7.0		26	4	0	0	6	2	0	0	0	1	0	43	77	0.00	0.857
Jay Howell, R ERA: 0.79	(8, 1)	2.0		7	2	0	0	0	0	0	0	0	0	0	12	14	0.00	1.000
Alejandro Pena, R ERA: 2.35	(10, 1)	4.0		14	2	0	0	5	0	0	0	0	0	0	40	55	0.00	0.500
Tim Crews, R ERA: 2.67	(14, 1)	3.0		13	3	0	0	3	0	2	0	0	0	0	26	40	0.00	1.000
John Wetteland, R ERA: 2.79	(17, 1)	6.0	W	19	2	0	0	4	1	1	0	0	0	0	28	36	0.00	0.500

livebaseballscorecards.com

AB	70
R	0
H	13
RBI	0
BB	6
SO	18
LOB	28

Montreal Expos @ San Francisco Giants

Candlestick Park, San Francisco, CA

Fri Aug 25 1989, 10:05 PM EDT

Att. 23,272 - Unknown

TOP

livebaseballscorecards.com

Batter	1	2	3	4	5	6	7	8	9	AB	R	H	RBI	BB	SO	LOB
Dave Martinez, L (1, 8) OBP: 0.326, SLG: 0.390	P6	SF9 2-3 3-H		3B		F8	E BB 1B		F8	5	1	2	1	0	0	2
Tom Foley, L (1, 4) (8, 6) OBP: 0.307, SLG: 0.356	BB BB 1B	2B 3-H		L4		1-H 2-H HR	E 1-2 1B BB		G1-3	5	2	3	4	1	0	1
Hubie Brooks, R (1, 9) OBP: 0.286, SLG: 0.359	BB 1-2 BB	F9		P2		HR	F8		K	5	1	1	1	1	1	4
Tim Raines, S (1, 7) OBP: 0.407, SLG: 0.453	F8	G1-4-3			G3	1B 2B	E4 1B 1-3 2-H			5	1	1	0	0	0	3
Tim Wallach, R (1, 5) OBP: 0.348, SLG: 0.429	1-2 2-3 BB	HR BB			F9	BB 2-H 1B 1B	1-2 3-H 1B			3	2	2	2	2	0	0
Andres Galarraga, R (1, 3) OBP: 0.329, SLG: 0.425	F9	1-H HR			G6-3	1-2 1B BB	K			4	1	1	2	1	1	5
Mike Fitzgerald, R (1, 2) OBP: 0.337, SLG: 0.401		SH3 1B SF9 BB		G5-3		E5 SH1-3 HR 1-2 2-H 1B		F9		4	2	1	1	1	0	0
Spike Owen, S (1, 6) OBP: 0.372, SLG: 0.357 Rex Hudler, R (8, 4) OBP: 0.295, SLG: 0.444	SF9 SH3 1-2 2B 1B	K			SH1-3 1-2 G3			F9		4 0	1 0	1 0	0 0	0 0	1 0	2 0
Dennis Martinez, R (1, 1) OBP: 0.206, SLG: 0.138 Larry Walker, L (6, PH) OBP: 0.419, SLG: 0.280 Zane Smith, L (6, 1) OBP: 0.188, SLG: 0.219 Urbano Lugo, R (8, 1)	SH3 1-2 2-3			G5-3		HR BB	K	K		1 0 2 0	0 1 0 0	0 0 0 0	0 0 0 0	0 1 2 0	0 0 0 0	0 0 0 0
Inning Stats	R: 0 E: 0 K: 0 S: 9 H: 1 LOB: 3 BB: 2 P: 20	R: 2 E: 0 K: 0 S: 10 H: 2 LOB: 1 BB: 1 P: 21	R: 2 E: 0 K: 1 S: 9 H: 1 LOB: 0 BB: 1 P: 17	R: 0 E: 0 K: 0 S: 8 H: 1 LOB: 1 BB: 0 P: 14	R: 0 E: 0 K: 0 S: 4 H: 0 LOB: 0 BB: 0 P: 8	R: 6 E: 1 K: 0 S: 16 H: 5 LOB: 2 BB: 2 P: 34	R: 2 E: 1 K: 2 S: 18 H: 2 LOB: 2 BB: 1 P: 30	R: 0 E: 0 K: 1 S: 7 H: 0 LOB: 0 BB: 0 P: 8	R: 0 E: 0 K: 1 S: 7 H: 0 LOB: 0 BB: 0 P: 10	1B: 6 2B: 2 3B: 1 HR: 3 SF: 1 SAC: 2 DP: 0 HBP: 0						

	AB	38
	R	12
	H	12
	RBI	11
	BB	7
	SO	5
	LOB	17

WP: 0 PB: 0 SB: 0 CS: 0 PA: 48

PITCHER		IP	WLS	BF	H	R	ER	SO	BB	IBB	HBP	BLK	WP	HR	S	P	ERA	WHIP
Kelly Downs, R ERA: 4.44	(1, 1)	4.0	L	21	5	4	4	1	4	0	0	0	0	1	36	72	9.00	2.250
Randy McCament, R ERA: 3.3	(5, 1)	1.2		11	4	6	0	0	1	0	0	0	0	2	14	29	0.00	3.000
Jeff Brantley, R ERA: 3.96	(6, 1)	3.1		16	3	2	0	4	2	0	0	0	0	0	38	61	0.00	1.500

PITCHER	IP	WLS	BF	H	R	ER	SO	BB	IBB	HBP	BLK	WP	HR	S	P	ERA	WHIP

Batter	1	2	3	4	5	6	7	8	9	AB	R	H	RBI	BB	SO	LOB
Brett Butler, L (1, 8) OBP: 0.346, SLG: 0.358	C F X 0-2 HBP E 1B		F B X 1-1 G3 ②		C X 0-1 1B 1B		B C B X 2-1 2B			3	1	2	0	0	0	0
Donell Nixon, R (7, PH) (8, 8) OBP: 0.309, SLG: 0.272										1	0	1	0	0	0	0
Robby Thompson, R (1, 4) OBP: 0.326, SLG: 0.414	B C 1 SAFE H		B F B C B F F B 4-2 1B BB		B 1 SAFE 1 SAFE F X 1-1 P4 ①		S B B C B S 3-3 K ③			2	0	0	0	1	1	2
Will Clark, L (1, 3) OBP: 0.413, SLG: 0.552	B S B X 2-1 P6 ①		X 0-0 1-2 1B		B 1 SAFE S 1 SAFE X 1-1 G6-4-3 1-3 1B			X 0-0 G3 ①		3	0	2	0	0	0	2
Greg Litton, R (8, 2) OBP: 0.306, SLG: 0.448										1	0	0	0	0	0	0
Kevin Mitchell, R (1, 7) OBP: 0.391, SLG: 0.660	C B S X 1-2 FC5-4 ② 1-2f 2-H		B B F F C 2-3 K ③		B X 1-0 G6-4-3 ② ③ 1-2f			B C B B S S 3-3 K ②		4	0	0	0	0	2	5
Matt Williams, R (1, 5) (5, 6) OBP: 0.254, SLG: 0.479	F C S 0-3 K ③			S X 0-1 1B 3B		B S X 1-1 F9 ①		C B S X 1-2 G5-3 ③		4	1	1	0	0	1	1
Pat Sheridan, L (1, 9) OBP: 0.302, SLG: 0.339		B X 1-0 F8 ①		F C S 0-3 K ①		B B X 2-0 G6-3 ②			B X 1-0 G5-3 ①	2	0	0	0	0	1	1
Candy Maldonado, R (6, PH) (7, 9) OBP: 0.299, SLG: 0.376										2	0	0	0	0	0	0
Terry Kennedy, L (1, 2) (8, 3) OBP: 0.318, SLG: 0.335	S F B F X 1-2 G3 ②		X 0-0 FC3-6 3-H 1B		F B B X 2-1 G4-3 ③			C C B X 1-2 G5-3 ②		4	0	1	1	0	0	0
Jose Uribe, S (1, 6) OBP: 0.273, SLG: 0.286	B B F C B X 3-2 G1-3 ③		C B X 1-1 FC3-6 ② 1-2f				F X 0-1 G4-3 ①		C F X 0-2 P5 ③	1	0	0	0	0	0	0
Ken Oberkfell, L (4, PH) (5, 5) OBP: 0.301, SLG: 0.361										3	0	0	0	0	0	1
Kelly Downs, R (1, 1) OBP: 0.077, SLG: 0.077		C S 0-3 K ①		S B C C 1-3 K ③			C B F C 1-3 K ②			1	0	0	0	0	1	0
Ernest Riles, L (4, PH) OBP: 0.326, SLG: 0.401										1	0	0	0	0	1	1
Randy McCament, R (5, 1) OBP: 0.333, SLG: 0.333										0	0	0	0	0	0	0
Jeff Brantley, R (6, 1) OBP: 0.083, SLG: 0.083										1	0	0	0	0	1	0
Inning Stats	R: 1 E: 1 K: 1 S: 12 H: 1 LOB: 1 BB: 0 P: 17	R: 0 E: 0 K: 0 S: 8 H: 0 LOB: 0 BB: 0 P: 13	R: 0 E: 0 K: 2 S: 13 H: 1 LOB: 2 BB: 1 P: 20	R: 1 E: 0 K: 2 S: 11 H: 2 LOB: 1 BB: 0 P: 13	R: 0 E: 0 K: 0 S: 7 H: 2 LOB: 1 BB: 0 P: 10	R: 0 E: 0 K: 0 S: 5 H: 0 LOB: 0 BB: 0 P: 10	R: 0 E: 0 K: 2 S: 10 H: 1 LOB: 1 BB: 0 P: 16	R: 0 E: 0 K: 1 S: 7 H: 0 LOB: 0 BB: 0 P: 11	R: 0 E: 0 K: 0 S: 7 H: 0 LOB: 0 BB: 0 P: 9	1B: 5 2B: 1 3B: 1 HR: 0	SF: 0 SAC: 0 DP: 1 HBP: 1						

PITCHER		IP	WLS	BF	H	R	ER	SO	BB	IBB	HBP	BLK	WP	HR	S	P	ERA	WHIP
Dennis Martinez, R ERA: 3.01	(1, 1)	5.0	W	22	6	2	1	5	1	0	1	0	0	0	51	73	1.80	1.400
Zane Smith, L ERA: 3.73	(6, 1)	2.0		7	1	0	0	2	0	0	0	0	0	0	15	26	0.00	0.500
Urbano Lugo, R ERA:	(8, 1)	2.0		6	0	0	0	1	0	0	0	0	0	0	14	20	0.00	0.000

PITCHER	IP	WLS	BF	H	R	ER	SO	BB	IBB	HBP	BLK	WP	HR	S	P	ERA	WHIP

BOTTOM

Montreal Expos @ San Francisco Giants

Candlestick Park, San Francisco, CA

Fri Aug 25 1989, 10:05 PM EDT

Att. 23,272 - Unknown

livebaseballscorecards.com

AB	33
R	2
H	7
RBI	1
BB	1
SO	8
LOB	13

WP: 0	PA: 35		
PB: 0			
SB: 0			
CS: 0			

Batter	1	2	3	4	5	6	7	8	9	AB	R	H	RBI	BB	SO	LOB
Dave Martinez, L (1, 8) OBP: 0.328, SLG: 0.396	F9		BB			4-3		1B 2-H 3B		3	1	1	1	1	0	0
Tom Foley, L (1, 4) OBP: 0.309, SLG: 0.356	P6		1-3 BB			K		1B 3-H		3	0	1	1	1	1	0
Hubie Brooks, R (1, 9) OBP: 0.284, SLG: 0.356	K		K			P5		P6		4	0	0	0	0	2	3
Tim Burke, R (8, 1)										0	0	0	0	0	0	0
Tim Raines, S (1, 7) OBP: 0.403, SLG: 0.449		G3-1		L7			K	F4		4	0	0	0	0	1	1
Tim Wallach, R (1, 5) OBP: 0.345, SLG: 0.425		K		5-3			L8		K	4	0	0	0	0	2	0
Andres Galarraga, R (1, 3) OBP: 0.329, SLG: 0.425		1B		6-3			P3		K	3	0	1	0	0	0	0
Urbano Lugo, R (7, 1)										0	0	0	0	0	0	0
Larry Walker, L (8, 9) OBP: 0.406, SLG: 0.269										1	0	0	0	0	1	0
Nelson Santovenia, R (1, 2) OBP: 0.319, SLG: 0.385		K			P6			2B 6-3 1B	5-3	4	1	1	0	0	1	1
Spike Owen, S (1, 6) OBP: 0.372, SLG: 0.360			F8		3-1			1-3 3B 2B		3	1	1	0	0	0	0
Mark Langston, R (1, 1) OBP: 0.173, SLG: 0.216			F8		K			6-3 3-H		1	0	0	0	0	0	0
Rich Thompson, R (4, 1)										1	0	0	0	0	1	0
Wallace Johnson, S (7, 3) OBP: 0.289, SLG: 0.337										1	0	0	1	0	0	1
Inning Stats	R: 0 E: 0 K: 1 S: 6 H: 0 LOB: 0 BB: 0 P: 9	R: 0 E: 0 K: 2 S: 11 H: 1 LOB: 1 BB: 0 P: 17	R: 0 E: 0 K: 1 S: 8 H: 0 LOB: 2 BB: 2 P: 23	R: 0 E: 0 K: 0 S: 10 H: 0 LOB: 0 BB: 0 P: 16	R: 0 E: 0 K: 1 S: 10 H: 0 LOB: 0 BB: 0 P: 12	R: 0 E: 0 K: 1 S: 5 H: 0 LOB: 0 BB: 0 P: 7	R: 0 E: 0 K: 1 S: 5 H: 0 LOB: 0 BB: 0 P: 6	R: 3 E: 0 K: 0 S: 10 H: 4 LOB: 1 BB: 0 P: 14	R: 0 E: 0 K: 2 S: 10 H: 0 LOB: 0 BB: 0 P: 15	1B: 3 2B: 1 3B: 1 HR: 0 SF: 0 SAC: 0 DP: 0 HBP: 0						

PITCHER		IP	WLS	BF	H	R	ER	SO	BB	IBB	HBP	BLK	WP	HR	S	P	ERA	WHIP
Scott Garrelts, R ERA: 2.38	(1, 1)	7.1	W	28	4	3	3	7	2	0	0	0	0	0	61	99	3.68	0.818
Steve Bedrosian, R ERA: 3.26	(8, 1)	1.2		6	1	0	0	2	0	0	0	0	0	0	14	20	0.00	0.600

PITCHER	IP	WLS	BF	H	R	ER	SO	BB	IBB	HBP	BLK	WP	HR	S	P	ERA	WHIP

TOP

Montreal Expos @ San Francisco Giants

Candlestick Park, San Francisco, CA

Sat Aug 26 1989, 6:33 AM EDT

Att. 29,527 - Sunny - 67 F

livebaseballscorecards.com

AB	32
R	3
H	5
RBI	3
BB	2
SO	9
LOB	6

WP: 0	PA: 34
PB: 0	
SB: 1	
CS: 0	

BOTTOM

Montreal Expos @ San Francisco Giants

Candlestick Park, San Francisco, CA

Sat Aug 26 1989, 6:33 AM EDT
Att. 29,527 - Sunny - 67 F

livebaseballscorecards.com

Batter	1	2	3	4	5	6	7	8	9	AB	R	H	RBI	BB	SO	LOB
Brett Butler, L (1, 8) OBP: 0.345, SLG: 0.356	C B F C 1-3 ① K	B C S B B S 3-3 ③ K2-3 1-2		B X 1-0 ① 6-3		F B C B H 3-2 BB 2B HBP		B F S B S 2-3 ③ K		3	1	0	0	0	2	1
Donell Nixon, R (7, 8) OBP: 0.306, SLG: 0.270										1	0	0	0	0	1	0
Robby Thompson, R (1, 4) OBP: 0.329, SLG: 0.414	B B B B 4-0 E HR BB	X 0-0 2B 1B 1B		S X 1-1 ② F7		B B B C B 4-1 1-2 2B BB				2	3	1	0	2	0	0
Greg Litton, R (7, 4) OBP: 0.306, SLG: 0.448										0	0	0	0	0	0	0
Will Clark, L (1, 3) OBP: 0.417, SLG: 0.559	B 1 SAFE 1 SAFE B C B B 4-1 1-2 HR BB	X 0-0 1-3 1B 2B	X 0-0 1B 1B			F X 0-1 1-H 2-H 2B				3	2	3	2	1	0	0
Kevin Mitchell, R (1, 7) OBP: 0.392, SLG: 0.658	S 2 SAFE C B F S 1-3 ② K	B B X 2-0 2B SF7 2-H 3-H 1B	B B C B X 3-1 ③ 1-3 1B			F B F B B X 3-2 ③ F9				4	1	2	2	0	1	3
Pat Sheridan, L (7, 7) OBP: 0.302, SLG: 0.339										0	0	0	0	0	0	0
Matt Williams, R (1, 5) OBP: 0.260, SLG: 0.503	B B X 2-0 1-H 2-H HR	F F B X 1-2 1-3 2B			F F F B S 1-3 ① K		B B X 2-0 ① F9			4	1	2	3	0	1	0
Candy Maldonado, R (1, 9) OBP: 0.296, SLG: 0.372	B S S C 1-3 ③ K	B B X 2-0 ① SF7 3-H			B F C S 1-3 ② K		B S B F B F F F S 3-3 ② K			3	0	0	1	0	3	0
Kirt Manwaring, R (1, 2) OBP: 0.259, SLG: 0.247		F B S F C 1-3 ① K	X 0-0 ② P9		B X 1-0 ③ F7		C S B F S 1-3 ③ K			4	0	0	0	0	2	1
Steve Bedrosian, R (8, 1) OBP: 0.333, SLG: 0.333										0	0	0	0	0	0	0
Jose Uribe, S (1, 6) OBP: 0.273, SLG: 0.284		F C B C 1-3 ② K	I I I 4-0 IBB			C B B C C 2-3 ① K		X 0-0 ① G3		3	0	0	0	1	2	0
Scott Garrelts, R (1, 1) OBP: 0.204, SLG: 0.235		B B B B 4-0 S BB	B X 1-0 ③ 5-1			F C C 0-3 ② K		F S B T X 1-2 ② F6		2	0	0	0	1	1	2
Terry Kennedy, L (8, 2) OBP: 0.317, SLG: 0.333										1	0	0	0	0	0	0
Inning Stats	R: 3 H: 1 E: 1 LOB: 0 K: 3 BB: 2 S: 12 P: 25	R: 0 H: 0 E: 0 LOB: 1 K: 3 BB: 1 S: 10 P: 19	R: 3 H: 4 E: 0 LOB: 2 K: 0 BB: 1 S: 9 P: 19	R: 0 H: 2 E: 0 LOB: 2 K: 0 BB: 0 S: 6 P: 11	R: 0 H: 0 E: 0 LOB: 0 K: 2 BB: 0 S: 8 P: 11	R: 2 H: 1 E: 0 LOB: 1 K: 2 BB: 1 S: 14 P: 26	R: 0 H: 0 E: 0 LOB: 0 K: 2 BB: 0 S: 11 P: 17	R: 0 H: 0 E: 0 LOB: 0 K: 1 BB: 0 S: 8 P: 11		1B: 4 SF: 1 2B: 3 SAC: 0 3B: 0 DP: 0 HR: 1 HBP: 1						

	AB	30
	R	8
	H	8
	RBI	8
	BB	5
	SO	13
	LOB	7

WP: 0 PA: 37
PB: 0
SB: 1
CS: 0

PITCHER		IP	WLS	BF	H	R	ER	SO	BB	IBB	HBP	BLK	WP	HR	S	P	ERA	WHIP
Mark Langston, L ERA: 2.87	(1, 1)	3.0	L	18	5	6	6	6	3	1	0	0	0	1	31	63	18.00	2.667
Rich Thompson, R ERA: 1.1	(4, 1)	3.0		13	3	2	2	4	1	0	1	0	0	0	28	48	6.00	1.333
Urbano Lugo, R ERA:	(7, 1)	1.0		3	0	0	0	2	0	0	0	0	0	0	11	17	0.00	0.000
Tim Burke, R ERA: 2.43	(8, 1)	1.0		3	0	0	0	1	0	0	0	0	0	0	8	11	0.00	0.000

PITCHER	IP	WLS	BF	H	R	ER	SO	BB	IBB	HBP	BLK	WP	HR	S	P	ERA	WHIP

Batter	1	2	3	4	5	6	7	8	9	AB	R	H	RBI	BB	SO	LOB
Dave Martinez, L (1, 8) (9, 9) OBP: 0.332, SLG: 0.397	B S B B B C B 4-2 1B BB BB	C C X 0-2 S 1B		B C X 1-1 ② ③ L4-3 1-2			C B B B X 3-1 1B BB 1B 1B	C B B C X 2-2 ③ G4-3		4	2	2	0	1	0	1
Tom Foley, L (1, 4) OBP: 0.311, SLG: 0.355	1 SAFE F F S 0-3 ① K	S F F X 0-2 ③ P5 1-2			X 0-0 ① G4-3		P B B C 1 SAFE 1 SAFE B 4-1 1B 1B HR BB 1-2		X 0-0 E FC4-2-5-1 1B	4	1	1	0	1	1	2
Hubie Brooks, R (1, 9) OBP: 0.285, SLG: 0.356 Tim Burke, R (9, 1)	1 SAFE B F 1 SAFE P F X 2-2 BB BB 1B 1-3		F X 0-1 ① L6		C F B F B X 2-2 ② G5-3		B X 1-0 1B HR 1B 1-2 2-3		C B 1 SAFE X 1-1 ① P8 1-3	5 0	1 0	2 0	0 0	0 0	0 0	1 0
Tim Raines, S (1, 7) OBP: 0.403, SLG: 0.447	C B B B F B 4-2 BB BB 1-2		B B B X 3-0 ② F7		X 0-0 ③ G4-3		F X 0-1 HR 1B 1-2 2-3 3-H		B X 1-0 ② FC4-2-5-1 3-H	4	1	1	1	1	0	1
Tim Wallach, R (1, 5) OBP: 0.346, SLG: 0.425	B X 1-0 ② P4		B X 1-0 HBP 1B			X 0-0 CS 1B	F F F X 0-2 ② P2		F X 0-1 ③ F7	5	0	2	0	0	0	7
Andres Galarraga, R (1, 3) OBP: 0.335, SLG: 0.436	C B B B B 4-1 BB 1-2 2-3 3-H		C H 1-1 HBP 1-2			1 SAFE S 1 SAFE X 0-1 ① G6-3 2B 1-2	B B X 2-0 HR 1-H 2-H 3-H			2	1	2	5	1	0	0
Mike Fitzgerald, R (1, 2) OBP: 0.332, SLG: 0.394	X 0-0 ③ 1-3		B F C B S 2-3 ③ K			X 0-0 ② G6-3 2-3	B S X 1-1 ③ F9			4	0	0	0	0	1	6
Spike Owen, S (1, 6) OBP: 0.368, SLG: 0.356		S B X 1-1 ① P5		C C B X 1-2 ① F7		X 0-0 ③ G1		B C B B F F X 3-2 ① G4-3		4	0	0	0	0	0	1
Bryn Smith, R (1, 1) OBP: 0.172, SLG: 0.096 Zane Smith, L (8, 1) OBP: 0.188, SLG: 0.219 Otis Nixon, S (9, 8) OBP: 0.306, SLG: 0.264		X 0-0 ② G6-3		B B C S B B 4-2 L4-3 BB			F S X 0-2 ① G6-3	B C B C X 2-1 ② G5-3		3 0 0	0 0 0	0 0 0	0 0 0	1 0 0	0 0 0	0 0 0
Inning Stats	R: 1 H: 1 E: 0 LOB: 3 K: 1 BB: 3 S: 14 P: 28	R: 0 H: 1 E: 0 LOB: 1 K: 0 BB: 0 S: 10 P: 11	R: 0 H: 1 E: 0 LOB: 2 K: 1 BB: 0 S: 8 P: 15	R: 0 H: 0 E: 0 LOB: 0 K: 0 BB: 1 S: 7 P: 13	R: 0 H: 0 E: 0 LOB: 0 K: 0 BB: 0 S: 6 P: 8	R: 0 H: 2 E: 0 LOB: 1 K: 0 BB: 0 S: 5 P: 5	R: 5 H: 4 E: 0 LOB: 0 K: 0 BB: 1 S: 17 P: 27	R: 0 H: 0 E: 0 LOB: 0 K: 0 BB: 0 S: 9 P: 16	R: 0 H: 1 E: 1 LOB: 1 K: 0 BB: 0 S: 6 P: 8	1B: 8 SF: 0 2B: 2 SAC: 0 3B: 0 DP: 1 HR: 1 HBP: 1						

PITCHER		IP	WLS	BF	H	R	ER	SO	BB	IBB	HBP	BLK	WP	HR	S	P	ERA	WHIP
Michael LaCoss, R ERA: 3.19	(1, 1)	6.1	L	31	8	5	5	2	5	0	1	0	0	0	60	97	7.11	2.053
Craig Lefferts, L ERA: 2.48	(7, 1)	0.2		3	1	1	1	0	0	0	0	0	0	1	7	10	13.50	1.500
Randy McCament, R ERA: 3.09	(8, 1)	2.0		7	1	0	0	0	0	0	0	0	0	0	15	24	0.00	0.500

PITCHER		IP	WLS	BF	H	R	ER	SO	BB	IBB	HBP	BLK	WP	HR	S	P	ERA	WHIP

TOP

Montreal Expos @ San Francisco Giants

Candlestick Park, San Francisco, CA

Sun Aug 27 1989, 6:33 AM EDT

Att. 31,536 - Sunny

livebaseballscorecards.com

AB	35
R	6
H	10
RBI	6
BB	5
SO	2
LOB	19

WP: 0 PA: 41
PB: 0
SB: 1
CS: 1

BOTTOM

Montreal Expos @ San Francisco Giants

Candlestick Park, San Francisco, CA

Sun Aug 27 1989, 6:33 AM EDT

Att. 31,536 - Sunny

livebaseballscorecards.com

Batter	1	2	3	4	5	6	7	8	9	AB	R	H	RBI	BB	SO	LOB
Brett Butler, L (1, 8) OBP: 0.343, SLG: 0.353	B C B F X 2-2 G4-3 ①		X 0-0 G4-3 ③			C B C F B F X 2-2 G4-3 ②		C B X 1-1 G4-3 ② 1-2 2-3		4	0	0	0	0	0	3
Robby Thompson, R (1, 4) OBP: 0.331, SLG: 0.415	B F C F X 1-2 F9 ②			M B X 1-1 S 1B		B S S F F B X 2-2 P8 ③		X 0-0 FC6-4 1B 2-H 3-H		4	0	2	2	0	0	0
Will Clark, L (1, 3) OBP: 0.414, SLG: 0.554	F X 0-1 G6-3 ③			1 SAFE S 1 SAFE X 0-1 F9 ①			F X 0-1 F8 ①	C B X 1-1 FC6-4 ③ 1-2f		4	0	0	0	0	0	2
Kevin Mitchell, R (1, 7) OBP: 0.391, SLG: 0.659		C S S 0-3 K ①		1 SAFE F F F P B S 2-3 K ② 1-2			B B B C X 3-1 SF8 3B		X 0-0 F8 ①	4	1	1	0	0	2	1
Matt Williams, R (1, 5) OBP: 0.254, SLG: 0.494		B S S S B X 2-2 G5-3 ②		F C X 0-2 F9 ③			F F X 0-2 SF8 ② 3-H		C F B S 1-3 K ②	3	0	0	1	0	1	1
Pat Sheridan, L (1, 9) OBP: 0.298, SLG: 0.335 Randy McCament, R (8, 1) OBP: 0.333, SLG: 0.333 Ken Oberkfell, L (9, PH) OBP: 0.299, SLG: 0.358		B B S F B S 3-3 K ③			L S F F S 0-3 K ①		B B S S B X 3-1 G3 ③		B B C F X 2-2 P5 ③	3 0 1	0 0 0	0 0 0	0 0 0	0 0 0	2 0 0	0 0 0
Terry Kennedy, L (1, 2) OBP: 0.317, SLG: 0.331			B B B C F F B 4-2 SH5-3 BB		B S S S X 1-2 E4 G4-3-6			B X 1-0 G4-3 ①		2	0	0	0	1	0	0
Jose Uribe, S (1, 6) OBP: 0.272, SLG: 0.283 Ernest Riles, L (8, PH) OBP: 0.328, SLG: 0.403 (9, 6)			S X 0-1 SH5-3 ① 1-2		B S S B X 2-1 G4-3-6 ② ③ 1-2f			C X 0-1 G4-3 1B 1B 1B		1 1	0 1	0 1	0 0	0 0	0 0	1 0
Michael LaCoss, R (1, 1) OBP: 0.167, SLG: 0.125 Craig Lefferts, L (7, 1) Candy Maldonado, R (8, 9) OBP: 0.298, SLG: 0.374			B X 1-0 P9 ②			S F F B C 1-3 K ①		F S X 0-2 G4-3 1B 1-2 1B		2 0 1	0 0 1	0 0 1	0 0 0	0 0 0	1 0 0	1 0 0
Inning Stats	R: 0 E: 0 K: 0 S: 9 H: 0 LOB: 0 BB: 0 P: 12	R: 0 E: 0 K: 2 S: 9 H: 0 LOB: 0 BB: 0 P: 14	R: 0 E: 0 K: 0 S: 7 H: 0 LOB: 1 BB: 1 P: 12	R: 0 E: 0 K: 1 S: 11 H: 1 LOB: 1 BB: 0 P: 13	R: 0 E: 1 K: 1 S: 10 H: 0 LOB: 0 BB: 0 P: 13	R: 0 E: 0 K: 1 S: 14 H: 0 LOB: 0 BB: 0 P: 19	R: 1 E: 0 K: 0 S: 9 H: 1 LOB: 0 BB: 0 P: 15	R: 2 E: 0 K: 0 S: 11 H: 3 LOB: 1 BB: 0 P: 14	R: 0 E: 0 K: 1 S: 7 H: 0 LOB: 0 BB: 0 P: 10	1B: 4 2B: 0 3B: 1 HR: 0	SF: 1 SAC: 1 DP: 1 HBP: 0					WP: 0 PB: 0 SB: 1 CS: 0	PA: 33

AB	30
R	3
H	5
RBI	3
BB	1
SO	6
LOB	9

PITCHER		IP	WLS	BF	H	R	ER	SO	BB	IBB	HBP	BLK	WP	HR	S	P	ERA	WHIP
Bryn Smith, R ERA: 2.58	(1, 1)	7.1	W	27	4	3	3	5	1	0	0	0	0	0	75	105	3.68	0.682
Zane Smith, L ERA: 3.71	(8, 1)	0.2		3	1	0	0	0	0	0	0	0	0	0	5	7	0.00	1.500
Tim Burke, R ERA: 2.4	(9, 1)	1.0	S	3	0	0	0	1	0	0	0	0	0	0	7	10	0.00	0.000

PITCHER	IP	WLS	BF	H	R	ER	SO	BB	IBB	HBP	BLK	WP	HR	S	P	ERA	WHIP

Batter	1	2	3	4	5	6	7	8	9	AB	R	H	RBI	BB	SO	LOB
Dave Martinez, L (1, 8) OBP: 0.334, SLG: 0.397 Marquis Grissom, R (9, PH) OBP: 0.333, SLG: 0.200	G6-3			G4-3, 2B, BB	BB, 1-2, 2-3, 1B		K, 1-3		K	3 1	1 0	1 0	0 0	1 0	1 0	1 0
Tom Foley, L (1, 4) OBP: 0.310, SLG: 0.351 Damaso Garcia, R (9, PH) OBP: 0.319, SLG: 0.381	F8			G4-3, 1-2	BB, 1-2, 2-3, 3-H		P6, SAFE		F9	3 1	0 0	0 0	1 0	1 0	0 0	2 0
Hubie Brooks, R (1, 9) OBP: 0.288, SLG: 0.361	K			2B, 2-H	P6		1B, 3-H		1B	5	0	3	2	0	1	3
Tim Raines, S (1, 7) OBP: 0.401, SLG: 0.444		E6, G6-4-3		K		K	FC5-4, 1-2		L9	5	0	1	0	0	2	2
Tim Wallach, R (1, 5) OBP: 0.345, SLG: 0.424		F9, FB, 1 SAFE, 1 SAFE		G5-3		1B, SF7	FC5-4, 1-2f			4	1	1	0	0	0	4
Andres Galarraga, R (1, 3) OBP: 0.334, SLG: 0.434		G6-4-3, 1-2f			K, 1-3	1B, 1-3		K		4	0	1	0	0	2	1
Mike Fitzgerald, R (1, 2) OBP: 0.335, SLG: 0.395			K	1B, BB, BB	SF7, 3-H			FC4		2	1	1	1	1	1	0
Spike Owen, S (1, 6) OBP: 0.367, SLG: 0.353			F8	BB, 1B, 1-2	G4-3			F9		3	0	0	0	1	0	2
Kevin Gross, R (1, 1) OBP: 0.194, SLG: 0.155 Otis Nixon, S (7, PH) OBP: 0.309, SLG: 0.264 Rich Thompson, R (7, 1) Nelson Santovenia, R (8, PH) OBP: 0.318, SLG: 0.383 Urbano Lugo, R (8, 1)			K	K, 2-LBC, SAFE		E, S, 1B, BB		FC4, 1-2f		2 0 0 1 0	0 1 0 0 0	0 0 0 0 0	0 1 0 0 0	0 0 0 0 0	2 0 0 0 0	2 0 0 1 0
Inning Stats	R: 0 E: 0 K: 1 S: 8 H: 0 LOB: 0 BB: 0 P: 10	R: 0 E: 1 K: 0 S: 5 H: 0 LOB: 0 BB: 0 P: 6	R: 0 E: 0 K: 2 S: 9 H: 0 LOB: 0 BB: 0 P: 14	R: 1 E: 0 K: 1 S: 10 H: 1 LOB: 1 BB: 1 P: 18	R: 1 E: 0 K: 2 S: 16 H: 1 LOB: 3 BB: 3 P: 33	R: 1 E: 0 K: 1 S: 10 H: 2 LOB: 1 BB: 0 P: 13	R: 1 E: 1 K: 1 S: 14 H: 2 LOB: 2 BB: 1 P: 23	R: 0 E: 0 K: 1 S: 11 H: 1 LOB: 1 BB: 0 P: 14	R: 0 E: 0 K: 1 S: 10 H: 1 LOB: 1 BB: 0 P: 12	1B: 7 2B: 1 3B: 0 HR: 0 SF: 1 SAC: 0 DP: 1 HBP: 0						

PITCHER		IP	WLS	BF	H	R	ER	SO	BB	IBB	HBP	BLK	WP	HR	S	P	ERA	WHIP
Andy Benes, R ERA: 5.54	(1, 1)	6.2	W	30	5	4	4	8	5	0	0	0	0	0	68	113	5.40	1.500
Mark Davis, L ERA: 2.13	(7, 1)	2.1	S	10	3	0	0	2	0	0	0	0	0	0	25	30	0.00	1.286

PITCHER	IP	WLS	BF	H	R	ER	SO	BB	IBB	HBP	BLK	WP	HR	S	P	ERA	WHIP

Montreal Expos @ San Diego Padres

Jack Murphy Stadium, San Diego, CA

Mon Aug 28 1989, 10:05 PM EDT

Att. 13,932 - Unknown

TOP

livebaseballscorecards.com

AB	34
R	4
H	8
RBI	4
BB	5
SO	10
LOB	18

WP: 0 PB: 0 SB: 1 CS: 0 PA: 40

Montreal Expos @ San Diego Padres

Jack Murphy Stadium, San Diego, CA

Mon Aug 28 1989, 10:05 PM EDT

Att. 13,932 - Unknown

BOTTOM

livebaseballscorecards.com

Batter	1	2	3	4	5	6	7	8	9	AB	R	H	RBI	BB	SO	LOB
Bip Roberts, S (1, 4) OBP: 0.377, SLG: 0.438	B B C C X 2-2 ① F7		C B C C 1-3 ② K	X 0-0 ③ F7		C B C X 1-2 ③ F9		B S B B X 3-1 ② FC3-2 WP 3-H		5	0	0	0	0	1	3
Garry Templeton, S (1, 6) OBP: 0.294, SLG: 0.365	C X 0-1 ② F7		X 0-0 1B HR 1B		B F F F X 1-2 E 1B HR 1B		B C F X 1-2 ① G6-3	C S X 0-2 ③ L4 1-2		5	2	2	0	0	0	1
Tony Gwynn, L (1, 9) OBP: 0.400, SLG: 0.440	F C F X 0-2 ③ L7		B B C X 2-1 1-2 HR 1B		B 1 SAFE C 1 SAFE B 1 SAFE X 2-1 1-3 E8 HR 1B		C X 0-1 ② G3			4	2	2	0	0	0	0
Jack Clark, R (1, 3)		F B B B B 4-1 CS BB	B B X 2-0 1-H 2-H HR		B F 1 SAFE B F F 1 SAFE X 2-2 1-H 3-H HR		X 0-0 ③ G1-3			3	2	2	6	1	0	0
Marvell Wynne, L (1, 7) OBP: 0.282, SLG: 0.357		B S X 1-1 ① P6 1-2	B B X 2-0 ③ G4-3		S X 0-1 ① L6			B X 1-0 1B HR 1B		4	1	1	0	0	0	1
Benito Santiago, R (1, 2) OBP: 0.277, SLG: 0.354		B C S B C 2-3 ② K	B C F B F B B 4-2 1B BB		C B B C C 2-3 ② K			B X 1-0 1-2 HR 1B		3	1	1	0	1	2	1
Mike Pagliarulo, L (1, 5) OBP: 0.261, SLG: 0.293	I I I I 4-0 IBB		X 0-0 ① P6	F C X 0-2 ③ P3				B F B X 2-1 1-H 2-H HR		3	1	1	3	1	0	1
Shawn Abner, R (1, 8) OBP: 0.207, SLG: 0.287	C S S 0-3 ③ K		C B 1 SAFE F F S 1-3 ② K			F S B B S 2-3 ① K		X 0-0 G4-1 FC3-2 2B		4	0	1	0	0	3	3
Andy Benes, R (1, 1) OBP: 0.200, SLG: 0.200 Mark Davis, L (7, 1)			C B X 1-1 ① G6-3	B S C B B B X 3-2 1-3 1B		C C B B B F C 3-3 ② K		X 0-0 ① G4-1 2-3		3 1	0 0	1 0	0 0	0 0	1 0	0 1
Inning Stats	R: 0 E: 0 K: 0 S: 9 H: 0 LOB: 0 BB: 0 P: 11	R: 0 E: 0 K: 2 S: 9 H: 0 LOB: 2 BB: 2 P: 20	R: 3 E: 0 K: 1 S: 10 H: 3 LOB: 0 BB: 0 P: 18	R: 0 E: 0 K: 1 S: 12 H: 1 LOB: 2 BB: 1 P: 20	R: 3 E: 1 K: 1 S: 18 H: 3 LOB: 0 BB: 0 P: 25	R: 0 E: 0 K: 2 S: 10 H: 0 LOB: 0 BB: 0 P: 16	R: 0 E: 0 K: 0 S: 6 H: 0 LOB: 0 BB: 0 P: 7	R: 3 E: 0 K: 0 S: 11 H: 4 LOB: 1 BB: 0 P: 18		1B: 7 2B: 1 3B: 0 HR: 3 SF: 0 SAC: 0 DP: 0 HBP: 0						

AB	35
R	9
H	11
RBI	9
BB	3
SO	7
LOB	11

WP: 1 PB: 0 SB: 0 CS: 1 PA: 38

PITCHER		IP	WLS	BF	H	R	ER	SO	BB	IBB	HBP	BLK	WP	HR	S	P	ERA	WHIP
Kevin Gross, R ERA: 4.32	(1, 1)	6.0	L	28	7	6	6	7	2	1	0	0	0	2	68	110	9.00	1.500
Rich Thompson, R ERA: 1.04	(7, 1)	1.0		3	0	0	0	0	0	0	0	0	0	0	6	7	0.00	0.000
Urbano Lugo, R ERA: 6.75	(8, 1)	1.0		7	4	3	3	0	0	0	0	0	1	1	11	18	27.00	4.000

PITCHER	IP	WLS	BF	H	R	ER	SO	BB	IBB	HBP	BLK	WP	HR	S	P	ERA	WHIP

Batter	1	2	3	4	5	6	7	8	9	AB	R	H	RBI	BB	SO	LOB
Dave Martinez, L (1, 8) OBP: 0.329, SLG: 0.391	C B B L F C 2-3 ① K		B X 1-0 ② F7		F 1 SAFE C F B 1 SAFE C 1-3 ③ K		X 0-0 ② FC3-6 BB 1-2f 3-H		B S X 1-1 ③ P2	5	0	0	1	0	2	5
Tom Foley, L (1, 4) OBP: 0.309, SLG: 0.348	F X 0-1 ② P6		F B F X 1-2 ③ G4-3			C F B S 1-3 ① K	B 1 SAFE B B 1 SAFE B 4-0 FC5-4 BB 1-2			3	0	0	0	1	1	2
Hubie Brooks, R (1, 9) OBP: 0.286, SLG: 0.358	B B S C X 2-2 ③ G6-3			C F B X 1-2 ① G6-3		B X 1-0 ② G5-3	C S B F X 1-2 ③ FC5-4 1-2f			4	0	0	0	0	0	3
Tim Raines, S (1, 7) OBP: 0.400, SLG: 0.442		B F B X 2-1 ① G6-3		S B B C F F F F F 2-2 ② G3-1		B X 1-0 1B 1B		B C B F X 2-2 ① G1-3		4	0	1	0	0	0	0
Tim Wallach, R (1, 5) OBP: 0.346, SLG: 0.424		S B S S B F F F S 2-3 ② K2-3		C F X 0-2 ③ G2-3		B 1 SAFE F B C F 1 SAFE 1 SAFE B 3-2 X 1-2 1B		B X 1-0 FC6-4 1B		4	0	2	0	0	1	0
Andres Galarraga, R (1, 3) OBP: 0.331, SLG: 0.430		C X 0-1 ③ G6-3			C B S B F B F X 3-2 ① F8	B S S B B S 3-3 ③ K		B 1 SAFE X 1-0 ② FC6-4 S 1-2f		4	0	0	0	0	1	3
Nelson Santovenia, R (1, 2) OBP: 0.326, SLG: 0.386 Rex Hudler, R (7, PR) OBP: 0.295, SLG: 0.444 Mike Fitzgerald, R (7, 2) OBP: 0.333, SLG: 0.393			B B S B F B 4-2 G4-3 BB		F B B B B 4-1 1B BB		B X 1-0 1B BLK FC3-6 1B	C X 0-1 ③ G4-3 1-2		1 0 1	0 1 0	1 0 0	0 0 0	2 0 0	0 0 0	0 0 1
Spike Owen, S (1, 6) OBP: 0.366, SLG: 0.351			B 1 SAFE B 1 SAFE C 1 SAFE F X 2-2 ① G4-3 1-2		X 0-0 1-3 1B	X 0-0 ① F9 1-2			B B B C X 3-1 ① F7	4	0	1	0	0	0	2
Pascual Perez, R (1, 1) OBP: 0.217, SLG: 0.233 Zane Smith, L (7, 1) OBP: 0.188, SLG: 0.219 Tim Burke, R (7, 1) Jim Dwyer, L (9, PH) OBP: 0.388, SLG: 0.403 Rich Thompson, R (9, 1)			F B B B B 4-1 BB		L F P F B F F S 2-3 ② K	S F X 0-2 FC3-6 1B 2-3			C B B B F F X 3-2 ② F9	2 0 0 1 0	0 0 0 0 0	1 0 0 0 0	0 0 0 0 0	1 0 0 0 0	1 0 0 0 0	2 0 0 0 0
Inning Stats	R: 0 E: 0 K: 1 S: 9 H: 0 LOB: 0 BB: 0 P: 13	R: 0 E: 0 K: 1 S: 9 H: 0 LOB: 0 BB: 0 P: 13	R: 0 E: 0 K: 0 S: 10 H: 0 LOB: 2 BB: 2 P: 22	R: 0 E: 0 K: 0 S: 14 H: 0 LOB: 0 BB: 0 P: 17	R: 0 E: 0 K: 2 S: 18 H: 1 LOB: 2 BB: 1 P: 27	R: 0 E: 0 K: 2 S: 12 H: 2 LOB: 2 BB: 0 P: 21	R: 1 E: 0 K: 0 S: 10 H: 2 LOB: 3 BB: 1 P: 16	R: 0 E: 0 K: 0 S: 7 H: 1 LOB: 1 BB: 0 P: 11	R: 0 E: 0 K: 0 S: 8 H: 0 LOB: 0 BB: 0 P: 15	1B: 6 2B: 0 3B: 0 HR: 0 SF: 0 SAC: 0 DP: 0 HBP: 0						

PITCHER		IP	WLS	BF	H	R	ER	SO	BB	IBB	HBP	BLK	WP	HR	S	P	ERA	WHIP
Greg Harris, R ERA: 2.99	(1, 1)	7.0		30	5	1	1	6	4	0	0	1	0	0	82	129	1.29	1.286
Mark Grant, R ERA: 2.71	(8, 1)	2.0	W	7	1	0	0	0	0	0	0	0	0	0	15	26	0.00	0.500

PITCHER	IP	WLS	BF	H	R	ER	SO	BB	IBB	HBP	BLK	WP	HR	S	P	ERA	WHIP

TOP

Montreal Expos @ San Diego Padres

Jack Murphy Stadium, San Diego, CA

Tue Aug 29 1989, 10:05 PM EDT

Att. 17,687 - Unknown

livebaseballscorecards.com

AB	33
R	1
H	6
RBI	1
BB	4
SO	6
LOB	18

WP: 0 PB: 0 SB: 1 CS: 0 PA: 37

Batter	1	2	3	4	5	6	7	8	9	AB	R	H	RBI	BB	SO	LOB
Bip Roberts, S (1, 4) OBP: 0.375, SLG: 0.435	B C S B F F S 2-3 ① K		B C S X 1-2 ③ G3			C B B X 2-1 G6-3 1B		B C X 1-1 ① G6-3		4	0	1	0	0	1	0
Garry Templeton, S (1, 6) OBP: 0.291, SLG: 0.361	F X 0-1 ② G4-3			B X 1-0 ① G3		B X 1-0 ① ② G6-3 1-2f		B F F F B X 2-2 ② G5-3		4	0	0	0	0	0	1
Tony Gwynn, L (1, 9) OBP: 0.401, SLG: 0.441	C B B B F X 3-2 ③ G4-3			B X 1-0 S 1B		C B X 1-1 ③ G4-3		X 0-0 S WP 1B		4	0	2	0	0	0	0
Jack Clark, R (1, 3) OBP: 0.402, SLG: 0.434		F C B B X 2-2 ① F7		X 0-0 ② F8			C B B C F B B 4-2 SH1-4 1B FC4-6 BB	B I I I 4-0 1-2 IBB		2	1	0	0	2	0	1
Chris James, R (1, 7) OBP: 0.284, SLG: 0.385		B B B B C B 4-1 G4-3 BB		C S B B B F B 4-2 1-2 BB			B X 1-0 FC4-6 SH1-4 1-2 1B	B F S B B X 3-2 ③ G5-3 2-3		2	0	1	0	2	0	2
Marvell Wynne, L (1, 8) OBP: 0.282, SLG: 0.357		B X 1-0 ② G4-3 1-2		B X 1-0 ③ F7			X 0-0 ① SH1-4 1-2 2-3		B X 1-0 PB SH1-4 1B 1B	3	1	1	0	0	0	3
Benito Santiago, R (1, 2) OBP: 0.278, SLG: 0.352	C C S 0-3 ③ K				C B X 1-1 ① G1-3		I I I 4-0 FC4-6 IBB		1 SAFE X 0-0 ① SH1-4 1-2	2	0	0	0	1	1	1
Mike Pagliarulo, L (1, 5) OBP: 0.259, SLG: 0.291 Luis Salazar, R (7, PH) OBP: 0.302, SLG: 0.411 (8, 5)			C B S B B F C 3-3 ① K		F X 0-1 ② P6		C B F F B X 2-2 ② FC4-6 FC4-6 1-2f 2-3 3-H		B B B C X 3-1 2-H 1B	2	0	0	0	0	1	0
										2	0	1	2	0	0	2
Greg Harris, R (1, 1) OBP: 0.133, SLG: 0.071 Tim Flannery, L (7, PH) OBP: 0.306, SLG: 0.281 Mark Grant, R (8, 1) OBP: 0.235, SLG: 0.071			C B X 1-1 ② G6-3		B X 1-0 ③ G6-3		B B F F F X 2-2 ③ FC4-6 1-2f			2	0	0	0	0	0	0
										1	0	0	0	0	0	2
										0	0	0	0	0	0	0
Inning Stats	R: 0 E: 0 K: 1 S: 10 H: 0 LOB: 0 BB: 0 P: 15	R: 0 E: 0 K: 1 S: 8 H: 0 LOB: 1 BB: 1 P: 15	R: 0 E: 0 K: 1 S: 9 H: 0 LOB: 0 BB: 0 P: 14	R: 0 E: 0 K: 0 S: 7 H: 1 LOB: 2 BB: 1 P: 14	R: 0 E: 0 K: 0 S: 5 H: 0 LOB: 0 BB: 0 P: 7	R: 0 E: 0 K: 0 S: 5 H: 1 LOB: 0 BB: 0 P: 9	R: 1 E: 0 K: 0 S: 12 H: 1 LOB: 2 BB: 2 P: 25	R: 0 E: 0 K: 0 S: 10 H: 1 LOB: 2 BB: 1 P: 20	R: 1 E: 0 K: 0 S: 4 H: 2 LOB: 1 BB: 0 P: 8	1B: 6 2B: 0 3B: 0 HR: 0	SF: 0 SAC: 2 DP: 1 HBP: 0						

PITCHER		IP	WLS	BF	H	R	ER	SO	BB	IBB	HBP	BLK	WP	HR	S	P	ERA	WHIP
Pascual Perez, R ERA: 3.43	(1, 1)	6.0		23	3	1	1	3	3	0	0	0	0	0	48	83	1.50	1.000
Zane Smith, L ERA: 3.7	(7, 1)	0.1		2	0	0	0	0	0	1	0	0	0	0	1	5	0.00	0.000
Tim Burke, R ERA: 2.35	(7, 1)	1.2		7	1	0	0	0	0	1	0	0	1	0	17	31	0.00	0.600
Rich Thompson, R ERA: 1.02	(9, 1)	0.1	L	3	2	1	0	0	0	0	0	0	0	0	4	8	0.00	6.000

PITCHER	IP	WLS	BF	H	R	ER	SO	BB	IBB	HBP	BLK	WP	HR	S	P	ERA	WHIP

BOTTOM

Montreal Expos @ San Diego Padres

Jack Murphy Stadium, San Diego, CA

Tue Aug 29 1989, 10:05 PM EDT

Att. 17,687 - Unknown

livebaseballscorecards.com

AB	28
R	2
H	6
RBI	2
BB	5
SO	3
LOB	12

1B: 6	SF: 0	WP: 1	PA: 35
2B: 0	SAC: 2	PB: 1	
3B: 0	DP: 1	SB: 2	
HR: 0	HBP: 0	CS: 0	

Batter	1	2	3	4	5	6	7	8	9	AB	R	H	RBI	BB	SO	LOB
Tim Raines, S (1, 7) OBP: 0.406, SLG: 0.445	4-2 2B BB	1-2 S 2-H 1B		4-0 2B IBB		4-1 FC6-4 1-2 2-3 IBB		3-2 1B		2	0	2	1	3	0	0
Dave Martinez, L (1, 8) OBP: 0.330, SLG: 0.397 (9, 9)	1 SAFE C B 1 SAFE 1 C X 1-2 1-3 2B	1 SAFE C X 1-1 F9 1-2		C X 0-1 1-3 2-H 2B		B S C B B X 3-2 FC6-4 1B 1-2f 2-3 3-H		1 SAFE B C 1 SAFE C X 1-2 G4-3		5	0	2	2	0	0	4
Hubie Brooks, R (1, 9) OBP: 0.287, SLG: 0.361 Otis Nixon, S (9, 8) OBP: 0.309, SLG: 0.264	F F S 0-3 K	C X 0-1 G4-3 FC4-2 2B	B X 1-0 G6-3			C X 0-1 1-3 3-H 1B			B B X 2-0 F8	5 0	0 0	2 0	1 0	0 0	1 0	4 0
Tim Wallach, R (1, 5) OBP: 0.345, SLG: 0.422	S B B S B X 3-2 P3	X 0-0 G4-3 2-3			F B B X 2-1 G1-4-3 1B	B X 1-0 F9			C X 0-1 G6-3	5	0	1	0	0	0	5
Andres Galarraga, R (1, 3) OBP: 0.330, SLG: 0.428	C X 0-1 G4-3	B C B F X 2-2 FC4-2 3-H			1 SAFE B X 1-0 G1-4-3 1-2f		S B F F X 1-2 F7		X 0-0 1B	5	0	1	0	0	0	4
Tom Foley, L (1, 4) OBP: 0.308, SLG: 0.344		B B C B S T F B 4-2 G4-3 1B BB	F B X 1-1 F7		X 0-0 G4-3		B C X 1-1 F8		S X 0-1 P9	4	1	0	0	1	0	2
Mike Fitzgerald, R (1, 2) OBP: 0.328, SLG: 0.387		B S X 1-1 G4-3 1-2	X 0-0 L8			B S B S B X 3-2 F7	S X 0-1 F8			4	0	0	0	0	0	1
Spike Owen, S (1, 6) OBP: 0.370, SLG: 0.354		B B C X 2-1 SH2-4 1B 2-H 1B	C C X 0-2 BLK 2B 1B			B B F B B 4-1 PB E FC6-4 BB		F X 0-1 F8		3	3	2	1	1	0	0
Dennis Martinez, R (1, 1) OBP: 0.197, SLG: 0.131		X 0-0 SH2-4 1-2	L F B B X 2-2 G1-3 1-2			L X 0-1 E3 FC6-4 PB 1B 1-2		F S B S 1-3 K		3	1	0	0	0	1	2
Inning Stats	R: 0 E: 0 K: 1 S: 15 H: 1 LOB: 2 BB: 1 P: 23	R: 2 E: 0 K: 0 S: 14 H: 2 LOB: 1 BB: 1 P: 23	R: 0 E: 0 K: 0 S: 8 H: 1 LOB: 1 BB: 0 P: 11	R: 1 E: 0 K: 0 S: 10 H: 2 LOB: 2 BB: 1 P: 17	R: 0 E: 0 K: 0 S: 4 H: 1 LOB: 0 BB: 0 P: 7	R: 2 E: 1 K: 0 S: 13 H: 1 LOB: 2 BB: 2 P: 28	R: 0 E: 0 K: 0 S: 8 H: 0 LOB: 0 BB: 0 P: 10	R: 0 E: 0 K: 1 S: 11 H: 1 LOB: 1 BB: 0 P: 16	R: 0 E: 0 K: 0 S: 6 H: 1 LOB: 1 BB: 0 P: 8	1B: 7 2B: 3 3B: 0 HR: 0 SF: 0 SAC: 1 DP: 1 HBP: 0						

PITCHER		IP	WLS	BF	H	R	ER	SO	BB	IBB	HBP	BLK	WP	HR	S	P	ERA	WHIP
Ed Whitson, R ERA: 2.68	(1, 1)	5.0	L	24	7	3	3	1	2	1	0	1	0	0	51	81	5.40	1.800
Dan Murphy, R ERA: 1.59	(6, 1)	2.0		10	1	2	0	0	1	1	0	0	0	0	21	38	0.00	1.000
Pat Clements, L ERA: 3.9	(8, 1)	2.0		8	2	0	0	1	0	0	0	0	0	0	17	24	0.00	1.000

PITCHER	IP	WLS	BF	H	R	ER	SO	BB	IBB	HBP	BLK	WP	HR	S	P	ERA	WHIP

TOP

Montreal Expos @ San Diego Padres

Jack Murphy Stadium, San Diego, CA

Wed Aug 30 1989, 10:05 PM EDT

Att. 16,557 - Unknown

livebaseballscorecards.com

AB	36
R	5
H	10
RBI	5
BB	5
SO	2
LOB	22

MONTREAL EXPOS

Batter	1	2	3	4	5	6	7	8	9	AB	R	H	RBI	BB	SO	LOB
Bip Roberts, S (1, 7) OBP: 0.377, SLG: 0.436	B B C S X 2-2 SH1-3 1B SF9 1B		C B F B F B X 3-2 E3 CS		F B F S 1-3 ② K			B C X 1-1 G4-6-3 1B		4	1	2	0	0	1	3
Roberto Alomar, S (1, 4) OBP: 0.335, SLG: 0.350	1 SAFE X 0-0 SF9 SH1-3 CS 1-2 1B		1 SAFE P 1-0 ③ CS 1-2	B C B F X 2-2 ① G6-3	B B C B X 3-1 ③ FC4-6 1-2f			B C 1 SAFE S X 1-2 ① ② G4-6-3 1-2f		4	0	1	0	0	0	4
Tony Gwynn, L (1, 8) OBP: 0.399, SLG: 0.438	B X 1-0 ① SH1-3 1-2 2-3			C F F X 0-2 ② F8		X 0-0 ① G1-3		C X 0-1 ③ G3-1		3	0	0	0	0	0	0
Jack Clark, R (1, 3) OBP: 0.399, SLG: 0.431	X 0-0 ② SF9 2-3 3-H			C C B X 1-2 E3		B C F F C 1-3 ② K			S X 0-1 ① G3-1	3	0	0	1	0	1	0
Chris James, R (1, 9) OBP: 0.281, SLG: 0.382	3 SAFE 0-0 ③ CS 3-H	B C F F S 1-3 ① K		B B X 2-0 ③ G4-3		B B X 2-0 ③ G6-3			C C X 0-2 ② P3	4	0	0	0	0	1	1
Garry Templeton, S (1, 6) OBP: 0.289, SLG: 0.358		C B F S 1-3 ② K			X 0-0 ① P4		C B F S 1-3 ① K		C F B S 1-3 ③ K	4	0	0	0	0	3	0
Benito Santiago, R (1, 2) OBP: 0.281, SLG: 0.358		B F X 1-1 ③ F9			F X 0-1 1B 2B		C B X 1-1 1B			3	0	2	0	0	0	0
Mike Pagliarulo, L (1, 5) OBP: 0.260, SLG: 0.292			C B C C 1-3 ① K		F F X 0-2 S 2-3 1B		X 0-0 ② L7			3	0	1	0	0	1	1
Ed Whitson, R (1, 1) OBP: 0.191, SLG: 0.203 Tim Flannery, L (5, PH) OBP: 0.311, SLG: 0.281 Dan Murphy, R (6, 1) Carmelo Martinez, R (7, PH) OBP: 0.302, SLG: 0.360 Pat Clements, R (8, 1)			C B C B C 2-3 ② K		3 SAFE B B C B S B 4-2 FC4-6 1-2 BB		C B X 1-1 ③ G5-3			1 0 0 1 0	0 0 0 0 0	0 0 0 0 0	0 0 0 0 0	0 0 0 0 0	1 0 0 0 0	0 0 0 1 0
Inning Stats	R: 1 E: 0 K: 0 S: 6 H: 2 LOB: 0 BB: 0 P: 9	R: 0 E: 0 K: 2 S: 10 H: 0 LOB: 0 BB: 0 P: 13	R: 0 E: 1 K: 2 S: 11 H: 0 LOB: 0 BB: 0 P: 17	R: 0 E: 1 K: 0 S: 11 H: 0 LOB: 1 BB: 0 P: 16	R: 0 E: 0 K: 1 S: 13 H: 2 LOB: 3 BB: 1 P: 21	R: 0 E: 0 K: 1 S: 6 H: 0 LOB: 0 BB: 0 P: 9	R: 0 E: 0 K: 1 S: 8 H: 1 LOB: 1 BB: 0 P: 11	R: 0 E: 0 K: 0 S: 7 H: 1 LOB: 0 BB: 0 P: 9	R: 0 E: 0 K: 1 S: 8 H: 0 LOB: 0 BB: 0 P: 9	1B: 5 2B: 1 3B: 0 HR: 0	SF: 1 SAC: 1 DP: 1 HBP: 0				WP: 0 PB: 0 SB: 1 CS: 2	PA: 35	

PITCHER		IP	WLS	BF	H	R	ER	SO	BB	IBB	HBP	BLK	WP	HR	S	P	ERA	WHIP
Dennis Martinez, R ERA: 2.92	(1, 1)	9.0	W	33	6	1	1	8	1	0	0	0	0	0	80	114	1.00	0.778

PITCHER	IP	WLS	BF	H	R	ER	SO	BB	IBB	HBP	BLK	WP	HR	S	P	ERA	WHIP

BOTTOM

Montreal Expos @ San Diego Padres

Jack Murphy Stadium, San Diego, CA

Wed Aug 30 1989, 10:05 PM EDT

Att. 16,557 - Unknown

livebaseballscorecards.com

AB	30
R	1
H	6
RBI	1
BB	1
SO	8
LOB	10

Montreal Expos @ Los Angeles Dodgers

Dodger Stadium, Los Angeles, CA

Fri Sep 01 1989, 7:05 PM PDT

Att. 24,844 - Unknown

livebaseballscorecards.com

Batter	1	2	3	4	5	6	7	8	9	AB	R	H	RBI	BB	SO	LOB
Tim Raines, S (1, 7) OBP: 0.405, SLG: 0.443	1-0 4-1		3-1 1B 1B			2-1 L5		1-0 6-3		4	0	1	0	0	0	0
Dave Martinez, L (1, 8) OBP: 0.330, SLG: 0.395	0-1 4-3		3-2 G6-4-3 1-3 1B			3-2 E6 S			1-0 G3	4	0	1	0	0	0	0
Hubie Brooks, R (1, 9) OBP: 0.289, SLG: 0.360	4-2 BB BB		0-2 G6-4-3 1-2f			1-1 5-3 2-3			1-0 1B	3	0	1	0	1	0	3
Tim Wallach, R (1, 5) OBP: 0.344, SLG: 0.419	4-1 1-2 BB			0-0 F8		0-1 5-3			1-2 F3	3	0	0	0	1	0	2
Andres Galarraga, R (1, 3) OBP: 0.330, SLG: 0.426	1-3 K			1-3 K			0-0 L4-3 1B		2-3 K	4	0	1	0	0	3	3
Tom Foley, L (1, 4) OBP: 0.308, SLG: 0.344		3-1 G4-6-3 1B		1-0 F9			0-2 L4-3 1-2			3	0	1	0	0	0	1
Nelson Santovenia, R (1, 2) OBP: 0.322, SLG: 0.381		2-2 P3			0-0 L4		0-0 F8			3	0	0	0	0	0	1
Spike Owen, S (1, 6) OBP: 0.367, SLG: 0.351		1-2 G4-6-3 1-2f			2-2 6-3			0-1 F7		3	0	0	0	0	0	1
Mark Langston, R (1, 1) OBP: 0.167, SLG: 0.208			3-2 F3		2-2 F9			2-1 F6		2	0	0	0	0	0	0
Wallace Johnson, S (8, PH) OBP: 0.286, SLG: 0.333										1	0	0	0	0	0	0
John Candelaria, L (8, 1)										0	0	0	0	0	0	0

Inning Stats	1	2	3	4	5	6	7	8	9		
	R: 0 H: 0 E: 0 LOB: 2 K: 1 BB: 2 S: 11 P: 21	R: 0 H: 1 E: 0 LOB: 0 K: 0 BB: 0 S: 8 P: 14	R: 0 H: 2 E: 0 LOB: 1 K: 0 BB: 0 S: 12 P: 21	R: 0 H: 0 E: 0 LOB: 0 K: 1 BB: 0 S: 5 P: 7	R: 0 H: 0 E: 0 LOB: 0 K: 0 BB: 0 S: 7 P: 11	R: 0 H: 0 E: 1 LOB: 1 K: 0 BB: 0 S: 9 P: 15	R: 0 H: 1 E: 0 LOB: 0 K: 0 BB: 0 S: 5 P: 5	R: 0 H: 0 E: 0 LOB: 0 K: 0 BB: 0 S: 5 P: 8	R: 0 H: 1 E: 0 LOB: 1 K: 1 BB: 0 S: 8 P: 13	1B: 5 SF: 0 2B: 1 SAC: 0 3B: 0 DP: 3 HR: 0 HBP: 0	WP: 0 PA: 32 PB: 0 SB: 1 CS: 0

PITCHER	IP	WLS	BF	H	R	ER	SO	BB	IBB	HBP	BLK	WP	HR	S	P	ERA	WHIP
Tim Belcher, R (1, 1) ERA: 3.01	9.0	W	32	5	0	0	3	2	0	0	0	0	0	70	115	0.00	0.778

PITCHER	IP	WLS	BF	H	R	ER	SO	BB	IBB	HBP	BLK	WP	HR	S	P	ERA	WHIP

AB	R	H	RBI	BB	SO	LOB
4	0	1	0	0	0	0
4	0	1	0	0	0	0
3	0	1	0	1	0	3
3	0	0	0	1	0	2
4	0	1	0	0	3	3
3	0	1	0	0	0	1
3	0	0	0	0	0	1
3	0	0	0	0	0	1
2	0	0	0	0	0	0
1	0	0	0	0	0	0
0	0	0	0	0	0	0

AB	30
R	0
H	5
RBI	0
BB	2
SO	3
LOB	11

Batter	1	2	3	4	5	6	7	8	9	AB	R	H	RBI	BB	SO	LOB
Alfredo Griffin, S (1, 6) OBP: 0.305, SLG: 0.325	X 0-0 ① 6-3		C B B S S 2-3 ③ K			B C B X 2-1 ① 1B	B F F F F S 1-3 ② K			4	0	1	0	0	2	2
Willie Randolph, R (1, 4) OBP: 0.358, SLG: 0.309	C B B X 2-1 5-3 1B			B B B C F S 3-3 ① K		B B B C B 4-1 S 2B BB	B B B B 4-0 1-2 2-3 BB			2	1	1	0	2	1	0
Eddie Murray, S (1, 3) OBP: 0.348, SLG: 0.394	X 0-0 ② 5-3 1-2			B C B B B X 3-1 S 1B 1B		F S B B F S 2-3 ② K 1-2	F B C B B X 3-2 ③ 5-3			4	1	1	0	0	1	5
Mike Marshall, R (1, 9) OBP: 0.331, SLG: 0.424	F S B X 1-2 ③ 1-3			B S S S S 1-3 ② K		C X 0-1 2-H 2B		S T F X 0-2 ① 5-3		4	0	1	1	0	1	2
Mickey Hatcher, R (1, 7) OBP: 0.318, SLG: 0.379 Bill Bean, L (8, PR) (9, 7) OBP: 0.200, SLG: 0.160		B B B C X 3-1 ① 6-3		C F B X 1-2 1-H 1B		B B B I 4-0 IBB		C X 0-1 CS 1B		3 0	0 0	2 0	1 0	1 0	0 0	0 0
Jeff Hamilton, R (1, 5) OBP: 0.275, SLG: 0.390		B B F X 2-1 ② 6-3		B B B X 3-0 ③ F8		X 0-0 ③ F8		B S B F B X 3-2 ②③ 4-3 1-2		4	0	0	0	0	0	4
John Shelby, S (1, 8) OBP: 0.219, SLG: 0.192		B B X 2-0 ③ 6-3			X 0-0 ① F9		B F C F S 1-3 ① K			3	0	0	0	0	1	0
Rick Dempsey, R (1, 2) OBP: 0.312, SLG: 0.266			C S B S 1-3 ① K		B S F S 1-3 ② K		B B B B 4-0 WP BB BB			2	0	0	0	1	2	0
Tim Belcher, R (1, 1) OBP: 0.164, SLG: 0.138			F B S B C 2-3 ② K		F B B B X 3-1 ③ 6-3		B B B 4-0 1-2 WP BB			2	0	0	0	1	1	0
Inning Stats	R: 0 H: 1 E: 0 LOB: 1 K: 0 BB: 0 S: 7 P: 10	R: 0 H: 0 E: 0 LOB: 0 K: 0 BB: 0 S: 5 P: 12	R: 0 H: 0 E: 0 LOB: 0 K: 3 BB: 0 S: 9 P: 14	R: 1 H: 2 E: 0 LOB: 1 K: 2 BB: 0 S: 12 P: 23	R: 0 H: 0 E: 0 LOB: 0 K: 1 BB: 0 S: 7 P: 11	R: 1 H: 2 E: 0 LOB: 2 K: 1 BB: 2 S: 10 P: 22	R: 0 H: 0 E: 0 LOB: 3 K: 2 BB: 3 S: 12 P: 29	R: 0 H: 1 E: 0 LOB: 1 K: 0 BB: 0 S: 9 P: 12		1B: 5 SF: 0 2B: 1 SAC: 0 3B: 0 DP: 0 HR: 0 HBP: 0				WP: 1 PA: 33 PB: 0 SB: 2 CS: 1		

BOTTOM

Montreal Expos @ Los Angeles Dodgers

Dodger Stadium, Los Angeles, CA

Fri Sep 01 1989, 7:05 PM PDT

Att. 24,844 - Unknown

livebaseballscorecards.com

AB	28
R	2
H	6
RBI	2
BB	5
SO	9
LOB	13

PITCHER		IP	WLS	BF	H	R	ER	SO	BB	IBB	HBP	BLK	WP	HR	S	P	ERA	WHIP
Mark Langston, L ERA: 2.86	(1, 1)	7.0	L	30	5	2	2	9	4	1	0	0	1	0	62	121	2.57	1.286
John Candelaria, L ERA: 5.04	(8, 1)	1.0		3	1	0	0	0	0	0	0	0	0	0	9	12	0.00	1.000

PITCHER	IP	WLS	BF	H	R	ER	SO	BB	IBB	HBP	BLK	WP	HR	S	P	ERA	WHIP

Montreal Expos @ Los Angeles Dodgers

Dodger Stadium, Los Angeles, CA

Sat Sep 02 1989, 7:05 PM PDT

Att. 30,580 - Unknown

TOP

livebaseballscorecards.com

Batter	1	2	3	4	5	6	7	8	9	AB	R	H	RBI	BB	SO	LOB
Tim Raines, S (1, 7) OBP: 0.405, SLG: 0.442	BCBBB 4-1 1B 1B BB	BBX 2-0 CS 1B		BX 1-0 G6-3 ③			CFBX 1-2 G6-3 ③			3	1	1	0	1	0	0
Marquis Grissom, R (1, 8) OBP: 0.444, SLG: 0.286 Dave Martinez, L (8, PH) OBP: 0.329, SLG: 0.394 (8, 8)	BX 1-0 1B 1-3 1B 1B	B 1 SAFE 1-0 CS ③ 1-2	SBFBFFBB 4-2 1B 1B BB		CBX 1-1 P3 ①			CBFFFFX 1-2 L6 ①		2 1	2 0	1 0	0 0	1 0	0 0	0 0
Hubie Brooks, R (1, 9) OBP: 0.291, SLG: 0.364	CFBX 1-2 CS 1B 1-3 3-H 1B		BDCX 2-1 P5 ①		X 0-0 F9 ②			FBCBFX 2-2 2B		4	0	2	1	0	0	1
Tim Wallach, R (1, 5) OBP: 0.345, SLG: 0.419	X 0-0 CS 1-2 3-H 1B		BBX 2-0 F7 ②		CFX 0-2 F9 ③			BFBBB 4-1 G6-3 BB		3	0	1	1	1	0	1
Andres Galarraga, R (1, 3) OBP: 0.329, SLG: 0.425	BBSBFS 3-3 K ① ② 1-2 2-3		CSX 1-1 1B 1-3 1B			BFX 1-1 G5-3 ①		FBX 1-1 G6-3 ② ③ 1-2f		4	0	1	0	0	1	4
Damaso Garcia, R (1, 4) OBP: 0.324, SLG: 0.382 Wallace Johnson, S (9, PH) OBP: 0.283, SLG: 0.330 Tom Foley, L (9, 4) OBP: 0.308, SLG: 0.344	BBBB 4-0 BB		SFX 0-2 1-3 3-H 1B			SBFX 1-2 G6-3 ②			BX 1-0 P5 ①	2 1 0	0 0 0	1 0 0	1 0 0	1 0 0	0 0 0	0 0 0
Mike Fitzgerald, R (1, 2) OBP: 0.327, SLG: 0.388 Otis Nixon, S (9, PR) OBP: 0.309, SLG: 0.264 Nelson Santovenia, R (9, 2) OBP: 0.322, SLG: 0.381	BCCS 1-3 K ③		BSX 1-1 P9 ③			BBCBX 3-1 G5-3 ③			X 0-0 2B	4 0 0	0 0 0	1 0 0	0 0 0	0 0 0	1 0 0	4 0 0
Spike Owen, S (1, 6) OBP: 0.367, SLG: 0.349 Larry Walker, L (9, PH) OBP: 0.394, SLG: 0.259 Jeff Huson, L (9, 6) OBP: 0.231, SLG: 0.262		BBCX 2-1 P3 ①	BBBB 4-0 B1-4 BB				BFX 1-1 B1-3 ①		SFS 0-3 K ②	2 1 0	0 0 0	0 0 0	0 0 0	1 1 0	0 1 0	0 1 0
Bryn Smith, R (1, 1) OBP: 0.167, SLG: 0.093 Zane Smith, L (6, 1) OBP: 0.188, SLG: 0.219 Rex Hudler, R (7, PH) OBP: 0.293, SLG: 0.441 John Candelaria, L (7, 1) Jim Dwyer, L (9, PH) OBP: 0.387, SLG: 0.401 Tim Burke, R (9, 1)		SCL 0-3 K ②		X 0-0 B1-4 ① ② 1-2f			CBX 1-1 P5 ②		CSX 0-2 G3 ③	2 0 1 0 1 0	0 0 0 0 0 0	0 0 0 0 0 0	0 0 0 0 0 0	1 0 0 0 0 0	1 0 0 0 1 0	1 0 0 0 1 0
Inning Stats	R: 2 E: 0 K: 2 S: 12 H: 3 LOB: 2 BB: 2 P: 26	R: 0 E: 0 K: 1 S: 6 H: 1 LOB: 0 BB: 0 P: 11	R: 1 E: 0 K: 0 S: 16 H: 2 LOB: 2 BB: 1 P: 24	R: 0 E: 0 K: 0 S: 2 H: 0 LOB: 0 BB: 1 P: 7	R: 0 E: 0 K: 0 S: 6 H: 0 LOB: 0 BB: 0 P: 7	R: 0 E: 0 K: 0 S: 7 H: 0 LOB: 0 BB: 0 P: 12	R: 0 E: 0 K: 0 S: 7 H: 0 LOB: 0 BB: 0 P: 10	R: 0 E: 0 K: 0 S: 12 H: 1 LOB: 1 BB: 1 P: 20	R: 0 E: 0 K: 1 S: 8 H: 1 LOB: 1 BB: 0 P: 9	1B: 6 2B: 4 3B: 0 HR: 0	SF: 0 SAC: 0 DP: 3 HBP: 0						

AB	31
R	3
H	8
RBI	3
BB	5
SO	4
LOB	13

WP: 0 PB: 0 SB: 0 CS: 3 PA: 37

PITCHER		IP	WLS	BF	H	R	ER	SO	BB	IBB	HBP	BLK	WP	HR	S	P	ERA	WHIP
Fernando Valenzuela, L ERA: 3.46	(1, 1)	7.0		28	6	3	3	3	4	0	0	0	0	0	56	97	3.86	1.429
Jay Howell, R ERA: 0.77	(8, 1)	2.0	W	8	2	0	0	1	1	0	0	0	0	0	20	29	0.00	1.500

PITCHER	IP	WLS	BF	H	R	ER	SO	BB	IBB	HBP	BLK	WP	HR	S	P	ERA	WHIP

Batter	1	2	3	4	5	6	7	8	9	AB	R	H	RBI	BB	SO	LOB
Alfredo Griffin, S (1, 6) OBP: 0.304, SLG: 0.324	G6-3		B1-3		P5		G6-3		1-2 2-H 1B	5	0	1	1	0	0	1
Willie Randolph, R (1, 4) OBP: 0.361, SLG: 0.312	G4-3 1B		G5-3			FC4 1B	1B			4	0	3	0	0	0	0
Lenny Harris, L (1, 7) OBP: 0.278, SLG: 0.287	G4-3 1-2f		G3			FC4 1B 2B 1-2f	K			4	1	0	0	0	1	3
Eddie Murray, S (1, 3) OBP: 0.348, SLG: 0.393		F8		K		2B SF7 1-3 1B		F9		4	1	1	0	0	1	0
Mike Marshall, R (1, 9) OBP: 0.332, SLG: 0.428		G1-3 1B 1B		G4-3		3B 1-3 3-H 2B		F8		4	1	2	1	0	0	0
Jeff Hamilton, R (1, 5) OBP: 0.274, SLG: 0.390		G1-3 1-2 1B		G4-3		SF7 3-H		K		3	0	1	1	0	1	0
John Shelby, S (1, 8) OBP: 0.223, SLG: 0.204		G1-3 1-2 2-3			K	3B 2-H			SH1-3 1B 1B	4	1	2	1	0	1	2
Mike Scioscia, L (1, 2) OBP: 0.333, SLG: 0.336		IBB			G3-1	P7			SH1-3 1-2	2	0	0	0	1	0	1
Fernando Valenzuela, L (1, 1) OBP: 0.175, SLG: 0.211 Mike Sharperson, R (7, PH) OBP: 0.267, SLG: 0.308 Jay Howell, R (8, 1) Mickey Hatcher, R (9, PH) OBP: 0.321, SLG: 0.379 Bill Bean, L (9, PR) OBP: 0.200, SLG: 0.160		K			1B		K		IBB 1B	2 1 0 0 0	0 0 0 0 0	1 0 0 0 0	0 0 0 0 0	0 1 0 1 0	1 0 0 0 0	3 0 0 0 0
Inning Stats	R: 0 E: 0 K: 0 S: 4 H: 1 LOB: 0 BB: 0 P: 6	R: 0 E: 0 K: 1 S: 12 H: 2 LOB: 3 BB: 1 P: 21	R: 0 E: 0 K: 0 S: 6 H: 0 LOB: 0 BB: 0 P: 8	R: 0 E: 0 K: 1 S: 6 H: 0 LOB: 0 BB: 0 P: 10	R: 0 E: 0 K: 1 S: 12 H: 1 LOB: 1 BB: 0 P: 16	R: 3 E: 0 K: 0 S: 13 H: 4 LOB: 1 BB: 0 P: 20	R: 0 E: 0 K: 2 S: 10 H: 1 LOB: 1 BB: 0 P: 17	R: 0 E: 0 K: 1 S: 8 H: 0 LOB: 0 BB: 0 P: 12	R: 1 E: 0 K: 0 S: 5 H: 2 LOB: 2 BB: 1 P: 10	1B: 9 2B: 1 3B: 1 HR: 0	SF: 1 SAC: 1 DP: 1 HBP: 0						

PITCHER		IP	WLS	BF	H	R	ER	SO	BB	IBB	HBP	BLK	WP	HR	S	P	ERA	WHIP
Bryn Smith, R ERA: 2.65	(1, 1)	5.2		25	8	3	3	3	0	1	0	0	0	0	52	80	4.76	1.412
Zane Smith, L ERA: 3.69	(6, 1)	0.1		1	0	0	0	0	0	0	0	0	0	0	1	1	0.00	0.000
John Candelaria, L ERA: 4.85	(7, 1)	2.0		7	1	0	0	3	0	0	0	0	0	0	18	29	0.00	0.500
Tim Burke, R ERA: 2.45	(9, 1)	0.1	L	4	2	1	1	0	0	1	0	0	0	0	5	10	27.00	6.000

PITCHER	IP	WLS	BF	H	R	ER	SO	BB	IBB	HBP	BLK	WP	HR	S	P	ERA	WHIP

BOTTOM

Montreal Expos @ Los Angeles Dodgers

Dodger Stadium, Los Angeles, CA

Sat Sep 02 1989, 7:05 PM PDT

Att. 30,580 - Unknown

livebaseballscorecards.com

AB	33
R	4
H	11
RBI	4
BB	2
SO	6
LOB	10

WP: 0 PB: 0 SB: 0 CS: 0 PA: 37

Montreal Expos @ Los Angeles Dodgers

Dodger Stadium, Los Angeles, CA

Sun Sep 03 1989, 3:33 AM PDT

Att. 37,011 - Sunny - 77 F

TOP

livebaseballscorecards.com

Batter	1	2	3	4	5	6	7	8	9	AB	R	H	RBI	BB	SO	LOB
Tim Raines, S (1, 7) OBP: 0.405, SLG: 0.440	E9 SH E 1B	FC3 BB		F8		F9		G5-3		4	1	1	0	1	0	3
Dave Martinez, L (1, 8) Otis Nixon, S (1, PR) (1, 8) OBP: 0.329, SLG: 0.394 OBP: 0.304, SLG: 0.260	SH BLK CS 2-3	FC3 G4-6-3 1-2 2-3 3-H		G2-3		G4-3 1-2f			B5-3	0 4	0 0	0 0	0 1	0 0	0 0	0 3
Mike Aldrete, L (1, 3) Andres Galarraga, R (6, 3) OBP: 0.313, SLG: 0.310 OBP: 0.328, SLG: 0.423	K 1-2 2-3 3-H	G4-6-3 1-2f		L7			K		K	3 2	0 0	0 0	0 0	0 0	1 2	4 0
Tim Wallach, R (1, 5) OBP: 0.346, SLG: 0.419	BB		SH1-3 1B 2B		K		G5-3		K	4	1	1	0	1	2	0
Larry Walker, L (1, 9) OBP: 0.389, SLG: 0.267	K		SH1-3 2-3		FC4-6 1B		K			3	0	1	0	0	2	3
Tom Foley, L (1, 4) OBP: 0.310, SLG: 0.349	CS 3-H	1B 2B	G4-3 3-H 1B		FC4-6 1B 1-2f			P5		4	1	2	1	0	0	1
Nelson Santovenia, R (1, 2) OBP: 0.328, SLG: 0.385		SH FC3 2-H 1B	G4-3 1-2		FC6-4 1-3 1B			1B BB		3	1	2	1	1	0	1
Spike Owen, S (1, 6) OBP: 0.368, SLG: 0.349		P5	IBB		FC6-4 1-2f			1B 1-2		3	0	1	0	1	0	3
Kevin Gross, R (1, 1) OBP: 0.200, SLG: 0.150		SH FC3 1-3	L7			G4-3 BB		K		2	0	0	0	1	1	4
Inning Stats	R: 1 E: 2 K: 2 S: 13 H: 1 LOB: 2 BB: 1 P: 23	R: 2 E: 1 K: 0 S: 11 H: 2 LOB: 2 BB: 1 P: 17	R: 1 E: 0 K: 0 S: 10 H: 2 LOB: 2 BB: 1 P: 16	R: 0 E: 0 K: 0 S: 8 H: 0 LOB: 0 BB: 0 P: 14	R: 0 E: 0 K: 1 S: 12 H: 2 LOB: 2 BB: 0 P: 17	R: 0 E: 0 K: 0 S: 4 H: 0 LOB: 0 BB: 1 P: 10	R: 0 E: 0 K: 2 S: 10 H: 0 LOB: 0 BB: 0 P: 17	R: 0 E: 0 K: 1 S: 11 H: 1 LOB: 2 BB: 1 P: 18	R: 0 E: 0 K: 2 S: 10 H: 0 LOB: 0 BB: 0 P: 13	1B: 6 2B: 2 3B: 0 HR: 0 SF: 0 SAC: 3 DP: 2 HBP: 0						

	AB	32
	R	4
	H	8
	RBI	3
	BB	5
	SO	8
	LOB	22

WP: 0 PB: 0 SB: 1 CS: 1 PA: 41

PITCHER		IP	WLS	BF	H	R	ER	SO	BB	IBB	HBP	BLK	WP	HR	S	P	ERA	WHIP
Orel Hershiser, R ERA: 2.35	(1, 1)	5.0	L	26	7	4	2	3	2	1	0	1	0	0	54	87	3.60	1.800
John Tudor, L ERA: 3.97	(6, 1)	3.0		11	1	0	0	3	2	0	0	0	0	0	25	45	0.00	1.000
Tim Crews, R ERA: 3.3	(9, 1)	1.0		3	0	0	0	2	0	0	0	0	0	0	10	13	0.00	0.000

PITCHER	IP	WLS	BF	H	R	ER	SO	BB	IBB	HBP	BLK	WP	HR	S	P	ERA	WHIP

Batter	1	2	3	4	5	6	7	8	9	AB	R	H	RBI	BB	SO	LOB
Alfredo Griffin, S (1, 6) OBP: 0.304, SLG: 0.323	C B C X 1-2 L1-3 1B		X 0-0 ③ F8			B B C X 2-1 ① G6-3		F B S B B X 3-2 ② L8		4	0	1	0	0	0	0
Willie Randolph, R (1, 4) OBP: 0.362, SLG: 0.314	C F X 0-2 ①② L1-3 1-2			B C S X 1-2 BB 1B		B F X 1-1 ② G4-3		F B X 1-1 1B		4	0	2	0	0	0	1
Eddie Murray, S (1, 3) OBP: 0.347, SLG: 0.391	C X 0-1 ③ F9			X 0-0 ① F9		C B B B F B 4-2 BB		B C X 1-1 ③ G3-4-1		3	0	0	0	1	0	2
Mike Marshall, R (1, 9) OBP: 0.337, SLG: 0.430		C B C F F B X 2-2 1B 1B		B F B B C F B 4-2 1-2 BB		X 0-0 ③ P3			C S X 0-2 1B	3	0	2	0	1	0	1
Jeff Hamilton, R (1, 5) OBP: 0.274, SLG: 0.389		X 0-0 ① 1-3 1B		F X 0-1 ② F7			B F B X 2-1 ① L9		C F X 0-2 ① F7	4	0	1	0	0	0	3
Lenny Harris, L (1, 7) OBP: 0.278, SLG: 0.284		B C C B X 2-2 ② G3		C X 0-1 ③ L9			B B B B 4-0 FC4-6 BB		X 0-0 ② F7	3	0	0	0	1	0	4
John Shelby, S (1, 8) OBP: 0.220, SLG: 0.201		X 0-0 ③ F7		C S B B B S 3-3 ① K			B B C B X 3-1 ② P6		B B X 2-0 ③ F8	4	0	0	0	0	1	3
Mike Scioscia, L (1, 2) OBP: 0.330, SLG: 0.333			C B B B X 3-1 ① F7	C B X 1-1 ② L7			C X 0-1 ③ FC4-6 1-2f			3	0	0	0	0	0	1
Orel Hershiser, R (1, 1) OBP: 0.211, SLG: 0.258 Bill Bean, L (5, PH) OBP: 0.196, SLG: 0.157 John Tudor, L (6, 1) Jose Gonzalez, R (8, PH) OBP: 0.318, SLG: 0.335 Tim Crews, R (9, 1)			B C B F B S 3-3 ② K	C B F X 1-2 ③ F7				C B X 1-1 ① F8		1 1 0 1 0	0 0 0 0 0	0 0 0 0 0	0 0 0 0 0	0 0 0 0 0	1 0 0 0 0	0 0 0 0 0
Inning Stats	R: 0 E: 0 K: 0 S: 8 H: 1 LOB: 0 BB: 0 P: 9	R: 0 E: 0 K: 0 S: 10 H: 2 LOB: 1 BB: 0 P: 14	R: 0 E: 0 K: 1 S: 6 H: 0 LOB: 0 BB: 0 P: 12	R: 0 E: 0 K: 0 S: 11 H: 1 LOB: 2 BB: 1 P: 16	R: 0 E: 0 K: 1 S: 8 H: 0 LOB: 0 BB: 0 P: 13	R: 0 E: 0 K: 0 S: 7 H: 0 LOB: 1 BB: 1 P: 14	R: 0 E: 0 K: 0 S: 6 H: 0 LOB: 1 BB: 1 P: 15	R: 0 E: 0 K: 0 S: 9 H: 1 LOB: 1 BB: 0 P: 15	R: 0 E: 0 K: 0 S: 8 H: 1 LOB: 1 BB: 0 P: 10	1B: 6 2B: 1 3B: 0 HR: 0	SF: 0 SAC: 0 DP: 1 HBP: 0			WP: 0 PB: 0 SB: 0 CS: 0	PA: 34	

PITCHER	IP	WLS	BF	H	R	ER	SO	BB	IBB	HBP	BLK	WP	HR	S	P	ERA	WHIP
Kevin Gross, R (1, 1) ERA: 4.11	9.0	W	34	6	0	0	2	3	0	0	0	0	0	73	118	0.00	1.000

PITCHER	IP	WLS	BF	H	R	ER	SO	BB	IBB	HBP	BLK	WP	HR	S	P	ERA	WHIP

BOTTOM

Montreal Expos @ Los Angeles Dodgers

Dodger Stadium, Los Angeles, CA

Sun Sep 03 1989, 3:33 AM PDT

Att. 37,011 - Sunny - 77 F

livebaseballscorecards.com

AB	31
R	0
H	6
RBI	0
BB	3
SO	2
LOB	15

Batter	1	2	3	4	5	6	7	8	9	AB	R	H	RBI	BB	SO	LOB
Tim Raines, S (1, 7) OBP: 0.404, SLG: 0.439	G4-3			E7		G3		FC6-4		4	1	1	0	0	0	1
Otis Nixon, S (1, 8) OBP: 0.307, SLG: 0.261	G4-3			L9		S				3	0	1	0	1	0	1
Wallace Johnson, S (1, 3) OBP: 0.284, SLG: 0.340	L8			2-H 2B		G6-3		G1-3		3	0	1	1	0	0	1
Andres Galarraga, R (8, PH) OBP: 0.327, SLG: 0.422						1-2				1	0	0	0	0	0	2
Tim Wallach, R (1, 5) OBP: 0.345, SLG: 0.420		F8		F7			L9		G3-1 2B	4	0	1	0	0	0	1
Larry Walker, L (1, 9) OBP: 0.359, SLG: 0.242		F7		P2			G4-3		F7	3	0	0	0	0	0	1
Zane Smith, L (7, 1) OBP: 0.188, SLG: 0.219										0	0	0	0	0	0	0
Jim Dwyer, L (9, PH) OBP: 0.385, SLG: 0.399										1	0	0	0	0	0	1
Tom Foley, L (1, 4) OBP: 0.309, SLG: 0.347		L8			K		1B		G3-1 2-3	4	0	1	0	0	1	1
Mike Fitzgerald, R (1, 2) OBP: 0.326, SLG: 0.384			K	L6-3 BB			L7		G1-3	3	0	0	0	1	1	2
Spike Owen, S (1, 6) OBP: 0.368, SLG: 0.349			G4-3	L6-3 1-2				FC6-4 1B		3	0	1	0	0	0	1
Dennis Martinez, R (1, 1) OBP: 0.191, SLG: 0.127			G5-3			K				2	0	0	0	0	1	0
Mike Aldrete, L (7, 9) OBP: 0.311, SLG: 0.307										1	0	0	0	0	1	1
Inning Stats	R: 0 H: 0 E: 0 LOB: 0 K: 0 BB: 0 S: 5 P: 9	R: 0 H: 0 E: 0 LOB: 0 K: 0 BB: 0 S: 3 P: 4	R: 0 H: 0 E: 0 LOB: 0 K: 1 BB: 0 S: 10 P: 13	R: 1 H: 2 E: 1 LOB: 1 K: 0 BB: 0 S: 11 P: 17	R: 0 H: 0 E: 0 LOB: 0 K: 1 BB: 1 S: 6 P: 11	R: 0 H: 1 E: 0 LOB: 1 K: 1 BB: 0 S: 11 P: 13	R: 0 H: 1 E: 0 LOB: 1 K: 0 BB: 0 S: 7 P: 15	R: 0 H: 1 E: 0 LOB: 2 K: 1 BB: 1 S: 8 P: 16	R: 0 H: 1 E: 0 LOB: 1 K: 0 BB: 0 S: 13 P: 18	1B: 4 SF: 0 2B: 3 SAC: 0 3B: 0 DP: 1 HR: 0 HBP: 0						WP: 0 PA: 34 PB: 0 SB: 1 CS: 0

PITCHER		IP	WLS	BF	H	R	ER	SO	BB	IBB	HBP	BLK	WP	HR	S	P	ERA	WHIP
Jose DeLeon, R ERA: 3.07	(1, 1)	7.1	W	27	5	1	1	4	1	0	0	0	0	0	58	89	1.23	0.818
Ken Dayley, L ERA: 2.56	(8, 1)	0.1		2	0	0	0	0	1	0	0	0	0	0	2	6	0.00	3.000
Todd Worrell, R ERA: 2.96	(8, 1)	0.2		3	1	0	0	0	0	0	0	0	0	0	6	10	0.00	1.500
Dan Quisenberry, R ERA: 2.34	(9, 1)	0.2	S	2	0	0	0	0	0	0	0	0	0	0	8	11	0.00	0.000

PITCHER	IP	WLS	BF	H	R	ER	SO	BB	IBB	HBP	BLK	WP	HR	S	P	ERA	WHIP

TOP

Montreal Expos @ St. Louis Cardinals

Busch Stadium, St. Louis, MO

Mon Sep 04 1989, 7:05 PM CDT
Att. 42,610 - Cloudy - 79 F

livebaseballscorecards.com

AB	32
R	1
H	6
RBI	1
BB	2
SO	4
LOB	13

Batter	1	2	3	4	5	6	7	8	9	AB	R	H	RBI	BB	SO	LOB
Vince Coleman, S (1, 7) OBP: 0.328, SLG: 0.352	X 0-0 ① G4-3		C F B X 1-2 ① F7			C F B F C 1-3 ① K	B C X 1-1 ① G3			4	0	0	0	0	1	0
Ozzie Smith, S (1, 6) OBP: 0.339, SLG: 0.358	C C X 0-2 ② P8		B I B C B X 3-2 ② P5			C X 0-1 ② 1B 1B 1B	X 0-0 ② F8			4	1	1	0	0	0	0
José Oquendo, S (1, 4) OBP: 0.373, SLG: 0.383	C B B B C X 3-2 3B		C B F X 1-2 ③ P5			1 SAFE B B B 1 SAFE X 2-0 ① 1B E 1-2 1B	B C C B F X 2-2 ③ L4			4	1	2	0	0	0	0
Pedro Guerrero, R (1, 3) OBP: 0.393, SLG: 0.473 Jim Lindeman, R (9, 3) OBP: 0.178, SLG: 0.146	C S F F X 0-2 ③ G6-3			X 0-0 ① F8		2 SAFE X 0-0 ① E8 3B 1-H 2-H 1B		B S X 1-1 ① F8		4 0	1 0	1 0	1 0	0 0	0 0	1 0
Milt Thompson, L (1, 8) OBP: 0.341, SLG: 0.388		B B X 2-0 ① P6		C S B B X 2-2 ② G1-3		B B F B X 3-1 ② G3		S B F B F S 2-3 ② K		4	0	0	0	0	1	1
Terry Pendleton, S (1, 5) OBP: 0.309, SLG: 0.393		F B B B B 4-1 1B BB		B B X 2-0 ③ P6		B X 1-0 2B 3-H 3B		X 0-0 FC4 1B		3	1	2	1	1	0	0
Tom Brunansky, R (1, 9) OBP: 0.320, SLG: 0.441		C 1 SAFE X 0-1 ② P9			X 0-0 ① F9	B X 1-0 3-H 2B		1 SAFE 1 SAFE B C S 1 SAFE X 1-2 ③ FC4 1-2f		4	0	1	1	0	0	2
Tony Peña, R (1, 2) OBP: 0.320, SLG: 0.330		1 SAFE F 1 SAFE 1 SAFE C 1 SAFE P X 1-2 1-3 1B			X 0-0 ② L4	I I I 4-0 IBB				2	0	1	0	1	0	0
Jose DeLeon, R (1, 1) OBP: 0.122, SLG: 0.097 Ken Dayley, L (8, 1) Todd Worrell, R (8, 1) Dan Quisenberry, R (9, 1) OBP: 0.250, SLG: 0.250		F X 0-1 ③ G3			C C S 0-3 ③ K	B X 1-0 ③ G6-3				3 0 0 0	0 0 0 0	0 0 0 0	0 0 0 0	0 0 0 0	1 0 0 0	4 0 0 0
Inning Stats	R: 0 H: 1 E: 0 LOB: 1 K: 0 BB: 0 S: 12 P: 15	R: 0 H: 1 E: 0 LOB: 2 K: 0 BB: 1 S: 10 P: 16	R: 0 H: 0 E: 0 LOB: 0 K: 0 BB: 0 S: 9 P: 14	R: 0 H: 0 E: 0 LOB: 0 K: 0 BB: 0 S: 5 P: 9	R: 0 H: 0 E: 0 LOB: 0 K: 1 BB: 0 S: 5 P: 5	R: 4 H: 5 E: 1 LOB: 2 K: 1 BB: 1 S: 13 P: 26	R: 0 H: 0 E: 0 LOB: 0 K: 0 BB: 0 S: 7 P: 10	R: 0 H: 1 E: 0 LOB: 1 K: 1 BB: 0 S: 10 P: 14		1B: 5 SF: 0 2B: 1 SAC: 0 3B: 2 DP: 0 HR: 0 HBP: 0						

PITCHER	IP	WLS	BF	H	R	ER	SO	BB	IBB	HBP	BLK	WP	HR	S	P	ERA	WHIP
Dennis Martinez, R (1, 1) ERA: 3.01	6.0	L	27	7	4	4	2	1	1	0	0	0	0	54	85	6.00	1.333
Zane Smith, L (7, 1) ERA: 3.64	2.0		7	1	0	0	1	0	0	0	0	0	0	17	24	0.00	0.500

PITCHER	IP	WLS	BF	H	R	ER	SO	BB	IBB	HBP	BLK	WP	HR	S	P	ERA	WHIP

BOTTOM

Montreal Expos @ St. Louis Cardinals

Busch Stadium, St. Louis, MO

Mon Sep 04 1989, 7:05 PM CDT

Att. 42,610 - Cloudy - 79 F

livebaseballscorecards.com

AB	32
R	4
H	8
RBI	3
BB	2
SO	3
LOB	8

WP: 0 PA: 34
PB: 0
SB: 0
CS: 0

Montreal Expos @ St. Louis Cardinals

Busch Stadium, St. Louis, MO

Tue Sep 05 1989, 7:05 PM CDT

Att. 24,788 - Overcast - 87 F

livebaseballscorecards.com

TOP

Batter	1	2	3	4	5	6	7	8	9	AB	R	H	RBI	BB	SO	LOB
Tim Raines, S (1, 7) OBP: 0.408, SLG: 0.445	1-1 1B	2-1 2B		1-1 F7			0-0 SH1-4 BB HR 1B	0-0 FC6-4 1B		5	2	4	0	0	0	2
Marquis Grissom, R (1, 8)	1-0 P7	1-1 G6-3			0-0 G6-3		4-1 SH1-4 HR 1-2 BB	0-1 FC6-4 1-2f		4	1	0	0	1	0	3
Wallace Johnson, S (1, 3) OBP: 0.295, SLG: 0.351 Andres Galarraga, R (7, 3) OBP: 0.327, SLG: 0.421	1-0 1B 1-3 1B		1-0 P7		0-2 1B		0-0 SH1-4 1-2 2-3		0-3 K	3 1	1 0	2 0	0 0	0 0	0 1	0 0
Hubie Brooks, R (1, 9) OBP: 0.294, SLG: 0.365	3-1 1B 1-2 3-H 1B		2-2 G5-3		0-0 1B		4-0 HR IBB		2-1 P7	4	1	2	1	1	0	0
Tim Wallach, R (1, 5) OBP: 0.347, SLG: 0.430	1-0 1-2 2-H 1B		0-1 F9		0-0 G5-3		0-1 1-H 2-H 3-H HR		0-1 2B	5	1	3	5	0	0	1
Tom Foley, L (1, 4) OBP: 0.311, SLG: 0.346	3-1 F8			1-0 P5		1-1 1B	1-2 G3-1		4-0 FC6-4 IBB	4	0	1	0	1	0	2
Nelson Santovenia, R (1, 2) OBP: 0.323, SLG: 0.377	0-3 K			0-3 K		0-0 L8	0-0 F8		1-1 FC6-4 1-2f	5	0	0	0	0	2	5
Spike Owen, S (1, 6) OBP: 0.367, SLG: 0.348		0-1 G6-3		2-1 1B		2-1 F8		0-3 K		4	0	1	0	0	1	1
Pascual Perez, R (1, 1) OBP: 0.220, SLG: 0.234 Tim Burke, R (9, 1)		0-0 G6-3		3-2 1-2 1B		0-0 G4-3		1-3 K		4 0	0 0	1 0	0 0	0 0	1 0	1 0
Inning Stats	R: 2 E: 0 K: 1 S: 12 H: 4 LOB: 2 BB: 0 P: 22	R: 0 E: 0 K: 0 S: 7 H: 1 LOB: 1 BB: 0 P: 10	R: 0 E: 0 K: 0 S: 6 H: 0 LOB: 0 BB: 0 P: 9	R: 0 E: 0 K: 1 S: 12 H: 2 LOB: 2 BB: 0 P: 19	R: 0 E: 0 K: 0 S: 7 H: 2 LOB: 1 BB: 0 P: 7	R: 0 E: 0 K: 0 S: 6 H: 1 LOB: 1 BB: 0 P: 9	R: 4 E: 0 K: 0 S: 9 H: 2 LOB: 0 BB: 2 P: 18	R: 0 E: 0 K: 2 S: 10 H: 1 LOB: 1 BB: 0 P: 11	R: 0 E: 0 K: 1 S: 9 H: 1 LOB: 2 BB: 1 P: 16	1B: 11 2B: 2 3B: 0 HR: 1	SF: 0 SAC: 1 DP: 0 HBP: 0						

AB	39
R	6
H	14
RBI	6
BB	3
SO	5
LOB	15

WP: 0 PB: 0 SB: 0 CS: 0 PA: 43

PITCHER	IP	WLS	BF	H	R	ER	SO	BB	IBB	HBP	BLK	WP	HR	S	P	ERA	WHIP
Ken Hill, R (1, 1) ERA: 3.73	7.0	L	34	12	6	6	2	1	1	0	0	0	1	59	94	7.71	1.857
Cris Carpenter, R (8, 1) ERA: 3.58	1.0		4	1	0	0	2	0	0	0	0	0	0	10	11	0.00	1.000
Bob Tewksbury, R (9, 1) ERA:	1.0		5	1	0	0	1	0	1	0	0	0	0	9	16	0.00	1.000

BOTTOM

Montreal Expos @ St. Louis Cardinals

Busch Stadium, St. Louis, MO

Tue Sep 05 1989, 7:05 PM CDT

Att. 24,788 - Overcast - 87 F

livebaseballscorecards.com

Batter	1	2	3	4	5	6	7	8	9	AB	R	H	RBI	BB	SO	LOB
Vince Coleman, S (1, 7) OBP: 0.325, SLG: 0.349	B X 1-0 L7 ①			L X 0-1 P5 ①	B C F B F S 2-3 K ③			F S F B F F B F S 2-3 K ②		4	0	0	0	0	2	1
Ozzie Smith, S (1, 6) OBP: 0.338, SLG: 0.356	B B C X 2-1 G3 ②			B B B B 4-0 1B 1B BB		B C T X 1-2 G4-3 ①		X 0-0 F8 ③		3	1	0	0	1	0	0
Milt Thompson, L (1, 8) OBP: 0.342, SLG: 0.393	F X 0-1 G4-3 ③			X 0-0 1B **1-2** 1B		X 0-0 G3 ②			C S B B X 2-2 1B 3B	4	1	2	0	0	0	0
Pedro Guerrero, R (1, 3) OBP: 0.392, SLG: 0.471		B F B X 2-1 G6-3 ①		S F F S 0-3 K ②		B F B X 2-1 1B			C C S 0-3 K ①	4	0	1	0	0	2	3
Terry Pendleton, S (1, 5) OBP: 0.311, SLG: 0.394		B X 1-0 L3 ②		X 0-0 **1-2** **2-H** 1B		C F S 0-3 K ③			F B F F X 1-2 **3-H** 1B	4	0	2	2	0	1	1
Tom Brunansky, R (1, 9) OBP: 0.320, SLG: 0.439		F C X 0-2 CS 1B		F X 0-1 G6-3 ③			B B C B X 3-1 P7 ①		F B S B X 2-2 L5 ②	4	0	1	0	0	0	3
José Oquendo, S (1, 4) OBP: 0.371, SLG: 0.380		C C P B B 3-2 **1-2** CS ③	C X 0-1 G4-3 ①		X 0-0 G1-3 ①		B X 1-0 G6-3 ②		B X 1-0 L3 ③	4	0	0	0	0	0	1
Tony Peña, R (1, 2) OBP: 0.318, SLG: 0.327			X 0-0 P1 ②		S X 0-1 E5 SH1-4		C B C B S 2-3 K ③			3	0	0	0	0	1	0
Ken Hill, R (1, 1) OBP: 0.204, SLG: 0.192			X 0-0 G1-3 ③		L X 0-1 SH1-4 ② **1-2**			C F C 0-3 K ①		1	0	0	0	0	0	0
Cris Carpenter, R (8, 1) OBP: 0.400, SLG: 0.400										0	0	0	0	0	0	0
John Morris, L (8, PH) OBP: 0.283, SLG: 0.368										1	0	0	0	0	1	0
Bob Tewksbury, R (9, 1)										0	0	0	0	0	0	0

Inning Stats	1	2	3	4	5	6	7	8	9
	R: 0 E: 0 K: 0 S: 5	H: 0 LOB: 0 BB: 0 P: 8	R: 0 E: 0 K: 0 S: 9	H: 1 LOB: 0 BB: 0 P: 14	R: 0 E: 0 K: 0 S: 4	H: 0 LOB: 0 BB: 0 P: 4	R: 1 E: 0 K: 1 S: 10	H: 2 LOB: 2 BB: 1 P: 14	R: 0 E: 1 K: 1 S: 9	H: 0 LOB: 1 BB: 0 P: 11	R: 0 E: 0 K: 1 S: 9	H: 1 LOB: 1 BB: 0 P: 12	R: 0 E: 0 K: 1 S: 6	H: 0 LOB: 0 BB: 0 P: 12	R: 0 E: 0 K: 2 S: 11	H: 0 LOB: 0 BB: 0 P: 13	R: 1 E: 0 K: 1 S: 14	H: 2 LOB: 1 BB: 0 P: 20

1B: 5	SF: 0	WP: 0
2B: 0	SAC: 1	PB: 0
3B: 1	DP: 0	SB: 0
HR: 0	HBP: 0	CS: 1
		PA: 35

AB	**32**
R	**2**
H	**6**
RBI	**2**
BB	**1**
SO	**7**
LOB	**9**

PITCHER		IP	WLS	BF	H	R	ER	SO	BB	IBB	HBP	BLK	WP	HR	S	P	ERA	WHIP
Pascual Perez, R (1, 1) ERA: 3.37		8.1	W	32	6	2	2	7	1	0	0	0	0	0	73	101	2.16	0.840
Tim Burke, R (9, 1) ERA: 2.43		0.2		2	0	0	0	0	0	0	0	0	0	0	4	7	0.00	0.000

PITCHER	IP	WLS	BF	H	R	ER	SO	BB	IBB	HBP	BLK	WP	HR	S	P	ERA	WHIP

Batter	1	2	3	4	5	6	7	8	9	AB	R	H	RBI	BB	SO	LOB
Billy Hatcher, R (1, 9) OBP: 0.282, SLG: 0.314	BB, 1B		1B		F6		G6-3		1B, 3-H, 2B	5	1	3	1	0	0	0
Jay Bell, R (1, 6) OBP: 0.277, SLG: 0.313	F4		F9		E, 1B		F8		G6-3	5	1	1	0	0	0	3
Barry Bonds, L (1, 7) OBP: 0.357, SLG: 0.428	P5		F7		F7		L6		2-H, 1B	4	0	0	0	0	0	3
Doug Bair, R (7, 1) OBP: 0.250, SLG: 0.500										0	0	0	0	0	0	0
Benny Distefano, L (9, PH) OBP: 0.331, SLG: 0.307										1	0	1	1	0	0	0
Bobby Bonilla, S (1, 5) OBP: 0.345, SLG: 0.467	1-2, BB		K		E6, 1-H			HR	F6	3	1	1	1	1	1	1
Jeff King, R (8, 5) OBP: 0.263, SLG: 0.355										1	0	0	0	0	0	1
Gary Redus, R (1, 3) OBP: 0.373, SLG: 0.445	K2-3			G6-3	F3			G5-3		4	0	0	0	0	1	3
Andy Van Slyke, L (1, 8) OBP: 0.299, SLG: 0.368		G6-3		HR, 1B		K		E4, G6-4-3		4	1	1	0	0	1	0
Jose Lind, R (1, 4) OBP: 0.274, SLG: 0.280		1B		F9		5-3		G6-4-3, 1-2f		2	0	1	0	0	0	1
Rafael Belliard, R (4, 4) OBP: 0.258, SLG: 0.245										2	0	0	0	0	0	1
Dann Bilardello, R (1, 2) OBP: 0.261, SLG: 0.422		2B		1-H, HR		1B			G5-3	4	1	3	2	0	0	0
Randy Kramer, R (1, 1) OBP: 0.143, SLG: 0.179		K		F9		F6			2B, 3B	1	0	0	0	0	1	1
Rick Reed, R (2, 1) OBP: 0.200, SLG: 0.077										1	0	0	0	0	0	0
Mike Smith, R (4, 1)										1	0	0	0	0	0	1
Albert Hall, S (7, 7) OBP: 0.100, SLG: 0.300										1	1	1	0	0	0	0
Inning Stats	R: 0 E: 0 K: 1 S: 7 H: 1 LOB: 2 BB: 1 P: 12	R: 0 E: 0 K: 1 S: 8 H: 2 LOB: 1 BB: 0 P: 12	R: 0 E: 0 K: 1 S: 6 H: 1 LOB: 1 BB: 0 P: 10	R: 2 E: 0 K: 0 S: 9 H: 2 LOB: 0 BB: 0 P: 16	R: 1 E: 1 K: 0 S: 10 H: 1 LOB: 1 BB: 0 P: 15	R: 0 E: 0 K: 1 S: 6 H: 1 LOB: 1 BB: 0 P: 7	R: 0 E: 0 K: 0 S: 8 H: 0 LOB: 0 BB: 0 P: 12	R: 1 E: 1 K: 0 S: 9 H: 1 LOB: 0 BB: 0 P: 11	R: 2 E: 0 K: 0 S: 12 H: 3 LOB: 1 BB: 0 P: 20	1B: 7 2B: 2 3B: 1 HR: 2 SF: 0 SAC: 0 DP: 1 HBP: 0						

TOP

Pittsburgh Pirates @ Montreal Expos

Olympic Stadium, Montreal, QB

Wed Sep 06 1989, 7:05 PM EDT

Att. 17,330 - Unknown

livebaseballscorecards.com

AB	39
R	6
H	12
RBI	5
BB	1
SO	4
LOB	15

PITCHER		IP	WLS	BF	H	R	ER	SO	BB	IBB	HBP	BLK	WP	HR	S	P	ERA	WHIP
Mark Langston, L ERA: 2.86	(1, 1)	6.0	W	27	8	3	2	4	1	0	0	0	0	1	46	72	3.00	1.500
John Candelaria, L ERA: 4.75	(7, 1)	1.0		3	0	0	0	0	0	0	0	0	0	0	8	12	0.00	0.000
Rich Thompson, R ERA: 1.45	(8, 1)	1.0		4	1	1	1	0	0	0	0	0	0	1	9	11	9.00	1.000
Andy McGaffigan, R ERA: 4.07	(9, 1)	0.2		5	3	2	2	0	0	0	0	0	0	0	10	17	27.00	4.500
Tim Burke, R ERA: 2.42	(9, 1)	0.1		1	0	0	0	0	0	0	0	0	0	0	2	3	0.00	0.000

PITCHER	IP	WLS	BF	H	R	ER	SO	BB	IBB	HBP	BLK	WP	HR	S	P	ERA	WHIP

Batter	1	2	3	4	5	6	7	8	9	AB	R	H	RBI	BB	SO	LOB
Tim Raines, S (1, 7) OBP: 0.410, SLG: 0.444	B F B B B 4-1 S G5-3 BB	B B B 4-0 HBP WP HR BB 1-2		B B X 2-0 1B 1B 1B 1-2 1B	F X 0-1 ② G3		C B C X 1-2 ② G3			3	2	1	0	2	0	0
Marquis Grissom, R (1, 8) OBP: 0.421, SLG: 0.214	C C B B F B B 4-2 G5-3 1B BB 1-3	F B B F B B 4-2 HBP HR BB 1-2 2-3		B X 1-0 1B 1B 1-2 2-3	S C B X 1-2 ③ G4-3		B C S B S 2-3 ③ K			3	3	1	0	2	1	0
Andres Galarraga, R (1, 3) OBP: 0.327, SLG: 0.420	C X 0-1 ① G5-3 1-3 3-H	H 1-0 HR HR HBP 1-2 2-3 3-H		F X 0-1 FC3-6 1B 1B 1-2 2-3 3-H		B C X 1-1 ① G4-3		S B S S 1-3 ① K		4	2	1	3	0	1	1
Hubie Brooks, R (1, 9) OBP: 0.299, SLG: 0.376	B B X 2-0 1B HBP 1B 3-H	C F F F B B X 2-2 ② HR 1-H 2-H 3-H		B X 1-0 ① L5		C X 0-1 FC4-6 1B 1B		C F B X 1-2 FC3-6 1B 1B		5	2	4	4	0	0	3
Tim Wallach, R (1, 5) OBP: 0.351, SLG: 0.432	C H 1-1 1B HBP 1-2	C B X 1-1 ③ G3-1		S B F X 1-2 FC3-6 1B 1-2 2-H 3-H		C B B S F X 2-2 FC4-6 1B 1-2		X 0-0 FC3-6 1B 1-2		4	0	3	2	0	0	0
Tom Foley, L (1, 4) OBP: 0.309, SLG: 0.344	B X 1-0 G4-6-3 1B 1-2 2-3	S S X 0-2 ① F4	C X 0-1 ② FC3-6 1B 1-2f 2-3		C B X 1-1 ② FC4-6 1B 1-2f 2-3		X 0-0 ② FC3-6 1-2f 2-3			5	0	1	0	0	0	6
Nelson Santovenia, R (1, 2) OBP: 0.324, SLG: 0.377	X 0-0 ② ③ G4-6-3 1-2f	B F X 1-1 ② G5-3	S B B X 2-1 1B 1-2 3-H		F X 0-1 1B 1-3 3-H			C B B X 2-1 ③ G5-3		5	0	2	2	0	0	5
Spike Owen, S (1, 6) OBP: 0.366, SLG: 0.347 Rich Thompson, R (8, 1) Andy McGaffigan, R (9, 1) OBP: 1.000, SLG: 1.000 Tim Burke, R (9, 1)		B X 1-0 WP BB HBP 1B	B C X 1-1 ③ G1-3	X 0-0 ③ F8		B C C B X 2-2 ③ G4-3				4 0 0 0	1 0 0 0	1 0 0 0	0 0 0 0	0 0 0 0	0 0 0 0	4 0 0 0
Mark Langston, R (1, 1) OBP: 0.175, SLG: 0.214 John Candelaria, L (7, 1) Jeff Huson, L (7, PH) OBP: 0.227, SLG: 0.258 (8, 6)		M L S 0-3 ① K		X 0-0 1B 1B 1B	B X 1-0 ① G5-3		X 0-0 ① L3			3 0 1	1 0 0	1 0 0	0 0 0	0 0 0	1 0 0	1 0 0
Inning Stats	R: 2 H: 2 E: 0 LOB: 2 K: 0 BB: 2 S: 10 P: 22	R: 4 H: 2 E: 0 LOB: 0 K: 1 BB: 2 S: 13 P: 26	R: 0 H: 0 E: 0 LOB: 0 K: 0 BB: 0 S: 7 P: 9	R: 4 H: 6 E: 0 LOB: 2 K: 0 BB: 0 S: 14 P: 21	R: 0 H: 0 E: 0 LOB: 0 K: 0 BB: 0 S: 6 P: 8	R: 1 H: 3 E: 0 LOB: 2 K: 0 BB: 0 S: 15 P: 21	R: 0 H: 0 E: 0 LOB: 0 K: 1 BB: 0 S: 7 P: 10	R: 0 H: 2 E: 0 LOB: 2 K: 1 BB: 0 S: 10 P: 14		1B: 14 SF: 0 2B: 0 SAC: 0 3B: 0 DP: 1 HR: 1 HBP: 2						

PITCHER		IP	WLS	BF	H	R	ER	SO	BB	IBB	HBP	BLK	WP	HR	S	P	ERA	WHIP
Randy Kramer, R ERA: 4.1	(1, 1)	1.1	L	11	3	5	5	1	4	0	1	0	1	0	16	37	33.75	5.250
Rick Reed, R ERA: 6.45	(2, 1)	2.0		12	6	5	5	0	0	0	1	0	0	1	23	34	22.50	3.000
Mike Smith, R ERA: 4.15	(4, 1)	2.2		12	4	1	1	0	0	0	0	0	0	0	26	36	3.38	1.500
Doug Bair, R ERA: 2.3	(7, 1)	2.0		8	2	0	0	2	0	0	0	0	0	0	17	24	0.00	1.000

PITCHER	IP	WLS	BF	H	R	ER	SO	BB	IBB	HBP	BLK	WP	HR	S	P	ERA	WHIP

BOTTOM

Pittsburgh Pirates @ Montreal Expos

Olympic Stadium, Montreal, QB

Wed Sep 06 1989, 7:05 PM EDT

Att. 17,330 - Unknown

livebaseballscorecards.com

AB	37
R	11
H	15
RBI	11
BB	4
SO	3
LOB	20

WP: 1	PA: 43		
PB: 0			
SB: 2			
CS: 0			

Pittsburgh Pirates @ Montreal Expos

Olympic Stadium, Montreal, QB

Thu Sep 07 1989, 7:05 PM EDT

Att. 16,390 - Unknown

TOP

livebaseballscorecards.com

Batter	1	2	3	4	5	6	7	8	9	AB	R	H	RBI	BB	SO	LOB
Billy Hatcher, R (1, 9) OBP: 0.282, SLG: 0.313	B S B B C X 3-2 ① G6-3		B B S X 2-1 1B 2-H 1B		C X 0-1 ① G5-3	B X 1-0 ③ G1-3			B B B C X 3-1 ① F8	5	1	1	1	0	0	0
Jay Bell, R (1, 6) OBP: 0.285, SLG: 0.317	C X 0-1 ② G4-3		B B B B 4-0 1B BB		X 0-0 2B 1B		F B C C 1-3 ① K		B X 1-0 1B E 1B	4	2	2	0	1	1	0
Andy Van Slyke, L (1, 8) OBP: 0.303, SLG: 0.374	C B B S B C 3-3 ③ K		B B C X 2-1 1-3 2-H 1B		B C B S F B F F X 3-2 1-H 1B 2B		B B C C F B S 3-3 ② K		X 0-0 E 1-3 1B	5	1	3	2	0	2	0
Bobby Bonilla, S (1, 5) OBP: 0.342, SLG: 0.462		B B C S S X 2-2 ① F7	X 0-0 ③ F6		X 0-0 ② F3		X 0-0 ③ G4-3		X 0-0 E1 1-3 3-H	5	0	0	0	0	0	4
Barry Bonds, L (1, 7) OBP: 0.359, SLG: 0.431		S C B B F S 1-3 ② K		C B X 2-1 S 1B	I I I I 4-0 S 1B IBB			B C B X 2-1 F9 E 2B	S S S 0-3 ② K	4	1	2	0	1	2	2
Gary Redus, R (1, 3) OBP: 0.370, SLG: 0.440		C X 0-1 ③ G6-3		B C F C 1-3 ① K	X 0-0 S 1-2 2-H 1B			X 0-0 ① F9 2-3	B F S B X 2-2 ③ F7	5	0	1	1	0	1	4
Michael LaValliere, L (1, 2) OBP: 0.414, SLG: 0.372			X 0-0 ① F8	C B B B F X 3-2 ② F8 1-2	S S B S 1-3 ③ K 1-2 2-3			B F B X 2-1 E9 3-H 3B		3	0	0	0	0	1	3
Jeff King, R (8, PH) OBP: 0.267, SLG: 0.372										1	1	1	1	0	0	0
Dann Bilardello, R (8, 2) OBP: 0.261, SLG: 0.422										0	0	0	0	0	0	0
Jose Lind, R (1, 4) OBP: 0.276, SLG: 0.281			B B X 2-0 G2-3 1B 1B	I I I 4-0 IBB		X 0-0 ① G6-3		X 0-0 ② G5-3		3	1	1	0	1	0	0
Bob Walk, R (1, 1) OBP: 0.212, SLG: 0.292			M L B F X 1-2 ② G2-3 1-2	S C S 0-3 ③ K		S F B X 1-2 ② G5-3		B X 1-0 ③ F8		3	0	0	0	0	1	3
Albert Hall, S (8, PH) OBP: 0.091, SLG: 0.273										1	0	0	0	0	0	0
Bill Landrum, R (8, 1)										0	0	0	0	0	0	0

Inning Stats										
	R: 0 E: 0 K: 1 S: 8	H: 0 LOB: 0 BB: 0 P: 14	R: 0 E: 0 K: 1 S: 9	H: 0 LOB: 0 BB: 0 P: 12	R: 2 E: 0 K: 0 S: 11	H: 3 LOB: 2 BB: 1 P: 22	R: 0 E: 0 K: 2 S: 11	H: 1 LOB: 2 BB: 1 P: 21	R: 2 E: 0 K: 1 S: 14	H: 3 LOB: 2 BB: 1 P: 22
	R: 0 E: 0 K: 0 S: 5	H: 0 LOB: 0 BB: 0 P: 7	R: 0 E: 0 K: 2 S: 8	H: 0 LOB: 0 BB: 0 P: 12	R: 2 E: 1 K: 0 S: 7	H: 2 LOB: 0 BB: 0 P: 12	R: 1 E: 1 K: 1 S: 11	H: 2 LOB: 2 BB: 0 P: 17	1B: 8 2B: 2 3B: 1 HR: 0	SF: 0 SAC: 0 DP: 0 HBP: 0

	AB	39
	R	7
	H	11
	RBI	5
	BB	3
	SO	8
	LOB	16

WP: 0 PB: 0 SB: 3 CS: 0 PA: 42

PITCHER		IP	WLS	BF	H	R	ER	SO	BB	IBB	HBP	BLK	WP	HR	S	P	ERA	WHIP
Bryn Smith, R ERA: 2.77	(1, 1)	4.2		24	7	4	4	4	1	2	0	0	0	0	50	87	7.71	1.714
Zane Smith, L ERA: 3.57	(5, 1)	2.1		7	0	0	0	3	0	0	0	0	0	0	16	23	0.00	0.000
John Candelaria, L ERA: 4.77	(8, 1)	1.2	L	10	4	3	1	1	0	0	0	0	0	0	15	24	5.40	2.400
Rich Thompson, R ERA: 1.42	(9, 1)	0.1		1	0	0	0	0	0	0	0	0	0	0	3	5	0.00	0.000

PITCHER	IP	WLS	BF	H	R	ER	SO	BB	IBB	HBP	BLK	WP	HR	S	P	ERA	WHIP

Pittsburgh Pirates @ Montreal Expos

Olympic Stadium, Montreal, QB

Thu Sep 07 1989, 7:05 PM EDT

Att. 16,390 - Unknown

BOTTOM

livebaseballscorecards.com

Batter	1	2	3	4	5	6	7	8	9	AB	R	H	RBI	BB	SO	LOB
Tim Raines, S (1, 7) OBP: 0.408, SLG: 0.440	G4-3	BB		F8			F7		F7	4	0	0	0	1	0	1
Marquis Grissom, R (1, 8) OBP: 0.458, SLG: 0.368	1B	2B			F8		2B		F8	5	1	3	0	0	0	0
Andres Galarraga, R (1, 3) OBP: 0.328, SLG: 0.422	2B	K			G3-1		6-3		1B	5	1	2	2	0	1	4
Hubie Brooks, R (1, 9) OBP: 0.300, SLG: 0.376 John Candelaria, L (8, 1) Rich Thompson, R (9, 1) Jim Dwyer, L (9, PH) OBP: 0.384, SLG: 0.397	1B		K		G6-3		IBB		F7	3 0 0 1	0 0 0 0	1 0 0 0	0 0 0 0	1 0 0 0	1 0 0 0	0 0 0 1
Tim Wallach, R (1, 5) OBP: 0.351, SLG: 0.430	BB	K				G6-3	F8			3	0	0	0	1	1	2
Tom Foley, L (1, 4) OBP: 0.308, SLG: 0.343	G3	G3				F6		FC4-6	1B	4	0	1	1	0	0	2
Mike Fitzgerald, R (1, 2) OBP: 0.329, SLG: 0.402	K			HR		2B		L6		4	1	2	1	0	1	3
Spike Owen, S (1, 6) OBP: 0.362, SLG: 0.343		G4-3		F7		F8		FC4-6		4	0	0	0	0	0	2
Bryn Smith, R (1, 1) OBP: 0.161, SLG: 0.089 Zane Smith, L (5, 1) OBP: 0.188, SLG: 0.219 Wallace Johnson, S (7, PH) OBP: 0.302, SLG: 0.357 Otis Nixon, S (7, PR) OBP: 0.307, SLG: 0.261 Mike Aldrete, L (8, 9) OBP: 0.309, SLG: 0.305		G5-3		K			6-3		G4-3	2 0 1 0 1	0 0 0 1 0	0 0 1 0 0	0 0 0 0 0	0 0 0 0 0	1 0 0 0 0	0 0 0 0 1
Inning Stats	R: 2 E: 0 K: 1 S: 18 H: 3 LOB: 2 BB: 1 P: 33	R: 0 E: 0 K: 1 S: 9 H: 1 LOB: 2 BB: 1 P: 13	R: 0 E: 0 K: 2 S: 8 H: 0 LOB: 0 BB: 0 P: 15	R: 1 E: 0 K: 1 S: 7 H: 1 LOB: 0 BB: 0 P: 11	R: 0 E: 0 K: 0 S: 3 H: 0 LOB: 0 BB: 0 P: 7	R: 0 E: 0 K: 0 S: 8 H: 1 LOB: 1 BB: 0 P: 15	R: 1 E: 0 K: 0 S: 13 H: 2 LOB: 2 BB: 1 P: 20	R: 0 E: 0 K: 0 S: 7 H: 1 LOB: 1 BB: 0 P: 12	R: 0 E: 0 K: 0 S: 13 H: 1 LOB: 1 BB: 0 P: 19	1B: 6 2B: 3 3B: 0 HR: 1	SF: 0 SAC: 0 DP: 0 HBP: 0			WP: 1 PB: 0 SB: 2 CS: 0	PA: 40		

PITCHER		IP	WLS	BF	H	R	ER	SO	BB	IBB	HBP	BLK	WP	HR	S	P	ERA	WHIP
Bob Walk, R ERA: 4.57	(1, 1)	7.0	W	32	8	4	4	5	2	1	0	0	1	1	66	114	5.14	1.429
Bill Landrum, R ERA: 0.98	(8, 1)	2.0	S	8	2	0	0	0	0	0	0	0	0	0	20	31	0.00	1.000

PITCHER	IP	WLS	BF	H	R	ER	SO	BB	IBB	HBP	BLK	WP	HR	S	P	ERA	WHIP

AB	37
R	4
H	10
RBI	4
BB	3
SO	5
LOB	16

Batter	1	2	3	4	5	6	7	8	9	AB	R	H	RBI	BB	SO	LOB
Lenny Dykstra, L (1, 8) OBP: 0.321, SLG: 0.373	C B B B C F X 3-2 ① G1-3		F B F S 1-3 ② K		C F B X 1-2 ② 5-3	B X 1-0 ③ F7			X 0-0 ① G4-3	5	0	0	0	0	1	4
Tom Herr, S (1, 4) OBP: 0.342, SLG: 0.343	F X 0-1 ② G6-3		F B B C S 2-3 ③ K		B X 1-0 BB 1B BB 2-H 1B		C B X 1-1 FC2-5 S 1B		X 0-0 ② B1-3	5	1	2	1	0	1	2
John Kruk, L (1, 7) OBP: 0.375, SLG: 0.410	X 0-0 ③ L7			C B C S 1-3 ① K	X 0-0 BB BB 1-2 1B		S X 0-1 ① FC2-5 1B 1-3 SF9		B C C C 1-3 ③ K	5	1	1	0	0	2	1
Ricky Jordan, R (1, 3) OBP: 0.318, SLG: 0.412		B C S F B F X 2-2 ① L7		B B B C C S 3-3 ② K	B B B B 4-0 BB 1-2 2-3 BB		C C B X 1-2 1-3 1B			3	0	1	0	1	1	0
Von Hayes, L (1, 9) OBP: 0.382, SLG: 0.457 Curt Ford, L (5, PH) OBP: 0.295, SLG: 0.298 (5, 9) Randy Ready, R (7, PH) OBP: 0.368, SLG: 0.408 Bob Dernier, R (7, 9) OBP: 0.234, SLG: 0.226		B B B B C B 4-1 9-3 BB	H 1-0 HBP	S B B S F F B B 4-2 1-2 2-3 3-H BB			B L B F X 2-2 ② SF9 3-H			0 0 0 0 0 0 0 0	0 0 0 0 0 0 0 0	0 0 0 1 1 0 0 0	0 0 1 1 0 0 0 0	1 1 0 0 0 0 0 0	0 0 0 0 0 0 0 0	0 0 0 0 0 0 0 0
Dickie Thon, R (1, 6) OBP: 0.313, SLG: 0.411	B X 1-0 ② ③ 9-3 1-2f		B C P B 1 SAFE X 3-1 ③ L8	B X 1-0 ③ F8			F F B S 1-3 ③ K			4	0	0	0	0	1	6
Charlie Hayes, R (1, 5) OBP: 0.289, SLG: 0.427			B C X 1-1 1B E 1B	B B X 2-0 HR	X 0-0 S 1B			X 0-0 ① G1-3		4	1	3	1	0	0	0
Darren Daulton, L (1, 2) OBP: 0.296, SLG: 0.308			C 1 SAFE B X 1-1 SH3 1-3 1B	B B F B B 4-1 SH3-4 1B BB	C C C 0-3 ① K 1-2			B X 1-0 ② G4-3		3	1	1	0	1	1	1
Jason Grimsley, R (1, 1) Dwayne Murphy, L (6, PH) OBP: 0.353, SLG: 0.434 Dennis Cook, L (6, 1) OBP: 0.194, SLG: 0.250 Keith Miller, S (8, PH) OBP: 0.167, SLG: 0.333 Jeff Parrett, R (8, 1) Roger McDowell, R (8, 1) OBP: 0.333, SLG: 0.333			B L X 1-1 ① SH3 1-2	X 0-0 ① SH3-4 1-2	C C B B B C 3-3 ② K			C F B F X 1-2 ③ P6		0 1 0 1 0 0	0 0 0 0 0 0	0 0 0 0 0 0	0 1 0 0 0 0	0 1 0 0 0 0	0 0 0 0 0 0	0 1 0 0 0 0
Inning Stats	R: 0 E: 0 K: 0 S: 7 H: 0 LOB: 0 BB: 0 P: 10	R: 0 E: 0 K: 0 S: 7 H: 0 LOB: 0 BB: 1 P: 14	R: 0 E: 1 K: 2 S: 12 H: 2 LOB: 2 BB: 0 P: 18	R: 0 E: 0 K: 2 S: 9 H: 0 LOB: 1 BB: 0 P: 16	R: 3 E: 0 K: 0 S: 13 H: 3 LOB: 3 BB: 3 P: 30	R: 0 E: 0 K: 2 S: 8 H: 1 LOB: 1 BB: 0 P: 12	R: 1 E: 0 K: 1 S: 13 H: 2 LOB: 1 BB: 0 P: 18	R: 0 E: 0 K: 0 S: 6 H: 0 LOB: 0 BB: 0 P: 8	R: 0 E: 0 K: 1 S: 5 H: 0 LOB: 0 BB: 0 P: 6	1B: 7 2B: 1 3B: 0 HR: 1 SF: 1 SAC: 2 DP: 1 HBP: 1						

TOP

Philadelphia Phillies @ Montreal Expos

Olympic Stadium, Montreal, QB

Fri Sep 08 1989, 7:05 PM EDT

Att. 18,151 - Unknown

livebaseballscorecards.com

AB	31
R	4
H	8
RBI	4
BB	4
SO	8
LOB	15

WP: 0 PB: 0 SB: 2 CS: 0 PA: 39

PITCHER		IP	WLS	BF	H	R	ER	SO	BB	IBB	HBP	BLK	WP	HR	S	P	ERA	WHIP
Kevin Gross, R ERA: 4.17	(1, 1)	6.0	L	29	7	4	4	6	4	0	1	0	0	1	58	103	6.00	1.833
John Candelaria, L ERA: 4.75	(7, 1)	0.1		2	1	0	0	0	0	0	0	0	0	0	5	6	0.00	3.000
Rich Thompson, R ERA: 1.31	(7, 1)	1.2		5	0	0	0	1	0	0	0	0	0	0	12	17	0.00	0.000
Zane Smith, L ERA: 3.55	(9, 1)	1.0		3	0	0	0	1	0	0	0	0	0	0	5	6	0.00	0.000

PITCHER	IP	WLS	BF	H	R	ER	SO	BB	IBB	HBP	BLK	WP	HR	S	P	ERA	WHIP

Batter	1	2	3	4	5	6	7	8	9	AB	R	H	RBI	BB	SO	LOB
Tim Raines, S (1, 7) OBP: 0.404, SLG: 0.435	B F B X 2-1 G4-3 ①	B F B F X 2-2 G6-3 ③		B X 1-0 G3-1 ③			B F F B B X 3-2 G4-3 ①		X 0-0 G3 ②	5	0	0	0	0	0	3
Marquis Grissom, R (1, 8) OBP: 0.483, SLG: 0.333	B S B B B 4-1 WP BB BB		B B B B 4-0 G6-3 BB		B B C B B 4-1 1B BB		B C B B X 3-1 P4 ②		B C C B X 2-2 G2 ③	2	0	0	0	3	0	0
Jeff Huson, L (1, 5) OBP: 0.232, SLG: 0.250 Damaso Garcia, R (7, PH) OBP: 0.322, SLG: 0.380 (8, 5)	B B B B 4-0 WP 1-2 BB		B X 1-0 ① ② G6-3 1-2f		C B X 1-1 ① F9		X 0-0 ③ F8			2 1	0 0	0 0	0 0	1 0	0 0	2 0
Hubie Brooks, R (1, 9) OBP: 0.304, SLG: 0.378	B B B B 4-0 1-2 2-3 BB		B C B X 2-1 ③ G6-3		B 1 SAFE X 1-0 ② BB 1-3 1B			C S B X 1-2 HR 1B		3	1	2	0	1	0	0
Andres Galarraga, R (1, 3) OBP: 0.331, SLG: 0.433	B F B F F S 2-3 K ②			C X 0-1 1B 3B	B B B B 4-0 1-2 BB			C S B F X 1-2 1-H HR		3	2	2	2	1	1	3
Tom Foley, L (1, 4) OBP: 0.305, SLG: 0.339	S B X 1-1 ③ G3			F X 0-1 ① F9	B C C S 1-3 ③ K			C S F X 0-2 ① L4		4	0	0	0	0	1	6
Nelson Santovenia, R (1, 2) OBP: 0.326, SLG: 0.377 Otis Nixon, S (8, PR) OBP: 0.307, SLG: 0.261 Mike Fitzgerald, R (9, 2) OBP: 0.329, SLG: 0.402		B X 1-0 ① F7		B F F B F F B X 3-2 FC1-5 1B 3-H 1B		C F S 0-3 ① K		S C B F B B B 4-2 G1-6-3 BB		3 0 0	0 0 0	1 0 0	1 0 0	1 0 0	1 0 0	0 0 0
Spike Owen, S (1, 6) OBP: 0.361, SLG: 0.342		C X 0-1 ② F8		B B C X 2-1 FC1-5 1-2 1B	B B F C X 2-2 ② L5			C C B X 1-2 ② ③ G1-6-3 1-2f		4	0	1	0	0	0	1
Kevin Gross, R (1, 1) OBP: 0.206, SLG: 0.175 John Candelaria, L (7, 1) Rich Thompson, R (7, 1) Zane Smith, L (9, 1) OBP: 0.188, SLG: 0.219 Wallace Johnson, S (9, PH) OBP: 0.299, SLG: 0.354		F S B F X 1-2 E8 2B		B X 1-0 ② FC1-5 1-2 2-3f		F X 0-1 ③ G5-3			C X 0-1 ① G4-3	3 0 0 0 1	0 0 0 0 0	1 0 0 0 0	0 0 0 0 0	0 0 0 0 0	0 0 0 0 0	2 0 0 0 0
Inning Stats	R: 0 E: 0 K: 1 S: 9 H: 0 LOB: 3 BB: 3 P: 26	R: 0 E: 1 K: 0 S: 10 H: 1 LOB: 1 BB: 0 P: 14	R: 0 E: 0 K: 0 S: 3 H: 0 LOB: 0 BB: 1 P: 10	R: 1 E: 0 K: 0 S: 13 H: 3 LOB: 2 BB: 0 P: 20	R: 0 E: 0 K: 1 S: 7 H: 1 LOB: 2 BB: 2 P: 18	R: 0 E: 0 K: 1 S: 8 H: 0 LOB: 0 BB: 0 P: 10	R: 0 E: 0 K: 0 S: 6 H: 0 LOB: 0 BB: 0 P: 12	R: 2 E: 0 K: 0 S: 17 H: 2 LOB: 1 BB: 1 P: 24	R: 0 E: 0 K: 0 S: 6 H: 0 LOB: 0 BB: 0 P: 8	1B: 4 2B: 1 3B: 1 HR: 1		SF: 0 SAC: 0 DP: 2 HBP: 0		WP: 1 PB: 0 SB: 0 CS: 0		PA: 38	

PITCHER		IP	WLS	BF	H	R	ER	SO	BB	IBB	HBP	BLK	WP	HR	S	P	ERA	WHIP
Jason Grimsley, R ERA: 1.8	(1, 1)	5.0	W	24	5	1	1	2	6	0	0	0	1	0	42	88	1.80	2.200
Dennis Cook, L ERA: 3.87	(6, 1)	2.0		6	0	0	0	1	0	0	0	0	0	0	14	22	0.00	0.000
Jeff Parrett, R ERA: 2.44	(8, 1)	0.1		4	2	2	2	0	1	0	0	0	0	1	14	20	54.00	9.000
Roger McDowell, R ERA: 1.97	(8, 1)	1.2	S	4	0	0	0	0	0	0	0	0	0	0	9	12	0.00	0.000

PITCHER	IP	WLS	BF	H	R	ER	SO	BB	IBB	HBP	BLK	WP	HR	S	P	ERA	WHIP

BOTTOM

Philadelphia Phillies @ Montreal Expos

Olympic Stadium, Montreal, QB

Fri Sep 08 1989, 7:05 PM EDT

Att. 18,151 - Unknown

livebaseballscorecards.com

AB	31
R	3
H	7
RBI	3
BB	7
SO	3
LOB	17

Batter	1	2	3	4	5	6	7	8	9	AB	R	H	RBI	BB	SO	LOB
Lenny Dykstra, L (1, 8) OBP: 0.318, SLG: 0.370	B C B S X 2-2 ① G1-3		X 0-0 ③ G6-3			X 0-0 ② G3		C X 0-1 ② FC1-6 1-2f		4	0	0	0	0	0	2
Tom Herr, S (1, 4) OBP: 0.339, SLG: 0.341	B F B B X 3-1 ② F6			C C S 0-3 ① K		C B B X 2-1 ③ G4-3		C C B S 1-3 ③ K		4	0	0	0	0	2	1
John Kruk, L (1, 7) OBP: 0.373, SLG: 0.408	C F B S 1-3 ③ K			F B X 1-1 ② G4-3			S B X 1-1 ① G3		C B S B X 2-2 BB HR 1B	4	1	1	0	0	1	0
Ricky Jordan, R (1, 3) OBP: 0.320, SLG: 0.411		F X 0-1 ① G4-3		C S C 0-3 ③ K			B B F C X 2-2 FC1-6 1B		B B B B 4-0 1-2 HR BB	3	1	1	0	1	1	0
Dwayne Murphy, L (1, 9) OBP: 0.355, SLG: 0.455 Bob Dernier, R (7, PH) OBP: 0.232, SLG: 0.225 (7, 9) Von Hayes, L (9, PH) OBP: 0.381, SLG: 0.456 (9, 9)		S B B F C 2-3 ② K			X 0-0 HR		B X 1-0 ② FC1-6 FC4-6 1-2f		X 0-0 ① F7	2 1 1	1 0 0	1 0 0	1 0 0	0 0 0	1 0 0	0 1 2
Dickie Thon, R (1, 6) OBP: 0.315, SLG: 0.420		B X 1-0 ③ G5-3			B S X 1-1 K 1B		X 0-0 ③ FC4-6 1-2f		X 0-0 1-H 2-H HR	4	1	2	3	0	0	1
Charlie Hayes, R (1, 5) OBP: 0.285, SLG: 0.419 Jeff Parrett, R (9, 1)			C C S 0-3 ① K		F B B 1 SAFE 2-3 ① ② K 1-2			B C X 1-1 ① G4-3	B C B S B F F F S 3-3 ② K	4 0	0 0	0 0	0 0	0 0	3 0	1 0
Darren Daulton, L (1, 2) OBP: 0.297, SLG: 0.309 Randy Ready, R (8, PH) OBP: 0.371, SLG: 0.415 Al Pardo, S (8, 2)			S B C B B X 3-2 SH1-4 1B		B C F B B B F S 3-3 ③ K			C C B B B X 2-2 1B 2B	F B X 1-1 ③ G4-3	2 1 1	0 1 0	1 1 0	0 0 0	0 0 0	1 0 0	0 0 0
Terry Mulholland, R (1, 1) OBP: 0.061, SLG: 0.091 Randy O'Neal, R (5, 1) Curt Ford, L (6, PH) OBP: 0.293, SLG: 0.296 Don Carman, L (6, 1) OBP: 0.032, SLG: 0.032 Todd Frohwirth, R (7, 1) Steve Stanicek, R (8, PH) OBP: 0.500, SLG: 0.500 Chuck McElroy, L (8, 1) Steve Jeltz, S (9, 5) OBP: 0.380, SLG: 0.361			X 0-0 ② SH1-4 1-2			F B F X 1-2 ① F8		C S B B X 2-2 2-H FC1-6 1B		0 0 1 0 0 0 1 0 0	0 0 0 0 0 0 0 0 0	0 0 0 0 0 0 1 0 0	0 0 0 0 0 0 1 0 0	0 0 0 0 0 0 0 0 0	0 0 0 0 0 0 0 0 0	0 0 0 0 0 0 0 0 0
Inning Stats	R: 0 E: 0 K: 1 S: 8 H: 0 LOB: 0 BB: 0 P: 14	R: 0 E: 0 K: 1 S: 6 H: 0 LOB: 0 BB: 0 P: 9	R: 0 E: 0 K: 1 S: 8 H: 1 LOB: 1 BB: 0 P: 11	R: 0 E: 0 K: 2 S: 8 H: 0 LOB: 0 BB: 0 P: 9	R: 1 E: 0 K: 2 S: 10 H: 2 LOB: 0 BB: 0 P: 16	R: 0 E: 0 K: 0 S: 6 H: 0 LOB: 0 BB: 0 P: 9	R: 0 E: 0 K: 0 S: 7 H: 1 LOB: 1 BB: 0 P: 11	R: 1 E: 0 K: 1 S: 13 H: 2 LOB: 1 BB: 0 P: 19	R: 3 E: 0 K: 1 S: 13 H: 2 LOB: 0 BB: 1 P: 23	1B: 5 2B: 1 3B: 0 HR: 2	SF: 0 SAC: 1 DP: 0 HBP: 0					

PITCHER		IP	WLS	BF	H	R	ER	SO	BB	IBB	HBP	BLK	WP	HR	S	P	ERA	WHIP
Dennis Martinez, R ERA: 2.96	(1, 1)	6.1		22	4	1	1	7	0	0	0	0	0	1	51	76	1.42	0.632
Zane Smith, L ERA: 3.57	(7, 1)	1.2		7	2	1	1	1	0	0	0	0	0	0	15	22	5.40	1.200
Tim Burke, R ERA: 2.73	(9, 1)	1.0	W	6	2	3	3	1	1	0	0	0	0	1	13	23	27.00	3.000

PITCHER	IP	WLS	BF	H	R	ER	SO	BB	IBB	HBP	BLK	WP	HR	S	P	ERA	WHIP

TOP

Philadelphia Phillies @ Montreal Expos

Olympic Stadium, Montreal, QB

Sat Sep 09 1989, 7:05 PM EDT

Att. 22,981 - Unknown - 80 F

livebaseballscorecards.com

AB	33
R	5
H	8
RBI	5
BB	1
SO	9
LOB	8

WP: 0 PA: 35
PB: 0
SB: 0
CS: 0

Batter	1	2	3	4	5	6	7	8	9	AB	R	H	RBI	BB	SO	LOB
Tim Raines, S (1, 7) OBP: 0.404, SLG: 0.435	G6-3	1-2 3-H 1B			CS 1B		F6		K	5	0	2	1	0	1	0
Marquis Grissom, R (1, 8) OBP: 0.529, SLG: 0.462	1B	1-2 2-H 1B			1-2 2B 1B		E 2B		K	5	2	4	0	0	1	0
Andres Galarraga, R (1, 3) OBP: 0.333, SLG: 0.439	F7		K		1-H 2B 2B		E7 2-H 1B		1B 2B	5	2	3	2	0	1	1
Hubie Brooks, R (1, 9) OBP: 0.307, SLG: 0.381	F8		FC1-6 BB		2-H 2B		K		2-H 1B	4	0	2	2	1	1	2
Tim Wallach, R (1, 5) OBP: 0.348, SLG: 0.426		G4-3	P3		F8		F9			4	0	0	0	0	0	3
Damaso Garcia, R (1, 4) OBP: 0.321, SLG: 0.378		1B 1B 1B	FC1-6 1-2f		G6-3				K	4	1	1	0	0	1	2
Mike Fitzgerald, R (1, 2) OBP: 0.328, SLG: 0.399		FC4-6 1-2 1B 1B		F7		K		F7		4	1	1	0	0	1	0
Spike Owen, S (1, 6) OBP: 0.363, SLG: 0.344		FC4-6 1-2 2-H 1B		G1-3		K		1B		4	0	2	1	0	1	0
Dennis Martinez, R (1, 1) OBP: 0.183, SLG: 0.121		FC4-6 1-2f 2-3 1B 1B		G4-3		F8		F7		3	0	0	0	0	0	2
Zane Smith, L (7, 1) OBP: 0.188, SLG: 0.219										0	0	0	0	0	0	0
Rex Hudler, R (8, PH) OBP: 0.291, SLG: 0.438										1	0	0	0	0	0	1
Tim Burke, R (9, 1)										0	0	0	0	0	0	0
Inning Stats	R: 0 E: 0 K: 0 S: 7 H: 1 LOB: 1 BB: 0 P: 13	R: 2 E: 0 K: 0 S: 12 H: 5 LOB: 2 BB: 0 P: 21	R: 0 E: 0 K: 1 S: 9 H: 0 LOB: 1 BB: 1 P: 17	R: 0 E: 0 K: 0 S: 5 H: 0 LOB: 0 BB: 0 P: 7	R: 2 E: 0 K: 0 S: 15 H: 4 LOB: 1 BB: 0 P: 23	R: 0 E: 0 K: 2 S: 7 H: 0 LOB: 0 BB: 0 P: 11	R: 1 E: 1 K: 1 S: 13 H: 2 LOB: 1 BB: 0 P: 21	R: 0 E: 0 K: 1 S: 10 H: 1 LOB: 1 BB: 0 P: 12	R: 1 E: 0 K: 2 S: 12 H: 2 LOB: 1 BB: 0 P: 19	1B: 11 2B: 4 3B: 0 HR: 0 SF: 0 SAC: 0 DP: 0 HBP: 0						

PITCHER		IP	WLS	BF	H	R	ER	SO	BB	IBB	HBP	BLK	WP	HR	S	P	ERA	WHIP
Terry Mulholland, L ERA: 4.57	(1, 1)	4.1		22	10	4	4	1	1	0	0	0	0	0	43	74	8.31	2.538
Randy O'Neal, R ERA: 5.24	(5, 1)	0.2		2	0	0	0	0	0	0	0	0	0	0	5	7	0.00	0.000
Don Carman, L ERA: 5.27	(6, 1)	1.1		6	2	1	1	2	0	0	0	0	0	0	15	25	6.75	1.500
Todd Frohwirth, R ERA: 3.76	(7, 1)	0.2		2	0	0	0	1	0	0	0	0	0	0	5	7	0.00	0.000
Chuck McElroy, L ERA: 3.0	(8, 1)	1.0		4	1	0	0	1	0	0	0	0	0	0	10	12	0.00	1.000

PITCHER		IP	WLS	BF	H	R	ER	SO	BB	IBB	HBP	BLK	WP	HR	S	P	ERA	WHIP
Jeff Parrett, R ERA: 2.51	(9, 1)	0.2	L	4	2	1	1	2	0	0	0	0	0	0	12	19	13.50	3.000

BOTTOM

Philadelphia Phillies @ Montreal Expos

Olympic Stadium, Montreal, QB

Sat Sep 09 1989, 7:05 PM EDT
Att. 22,981 - Unknown - 80 F

livebaseballscorecards.com

AB	39
R	6
H	15
RBI	6
BB	1
SO	7
LOB	11

WP: 0 PB: 0 SB: 0 CS: 1 PA: 40

Philadelphia Phillies @ Montreal Expos

Olympic Stadium, Montreal, QB

Sun Sep 10 1989, 3:33 AM EDT

Att. 22,630 - Unknown

TOP

livebaseballscorecards.com

Batter	1	2	3	4	5	6	7	8	9	AB	R	H	RBI	BB	SO	LOB
Von Hayes, L (1, 8) (8, 9) OBP: 0.381, SLG: 0.455	1-1 SH1 S 1B 1B		1-2 G4-3 ①		4-2 1B 1-2 IBB		3-1 SF8 ② 3-H		2-2 G3-1 ①	3	1	1	1	1	0	0
Tom Barrett, S (1, 4) OBP: 0.500, SLG: 0.500	2-1 SH1 ① 1-3		0-1 F7 ②		1-0 1-3 2-H 1B		0-0 1-2 1B		2-2 G3 ②	4	0	2	1	0	0	0
John Kruk, L (1, 7) OBP: 0.372, SLG: 0.405 Bob Dernier, R (9, PH) OBP: 0.231, SLG: 0.224 (9, 7)	1-2 3-H 1B		1-2 G4-3 ③		1-2 G6-3 ③		0-3 K ③		2-3 K ③	4	0	1	1	0	1	4
										1	0	0	0	0	1	0
Ricky Jordan, R (1, 3) OBP: 0.317, SLG: 0.408	0-3 K ②			0-0 G5-3 ①		0-1 F8 ①		0-0 G4-3 ①		4	0	0	0	0	1	1
Dwayne Murphy, L (1, 9) OBP: 0.349, SLG: 0.446 Randy Ready, R (8, PH) OBP: 0.373, SLG: 0.422 Lenny Dykstra, L (8, 8) OBP: 0.318, SLG: 0.370	0-1 F9 ③			3-3 K ②		0-1 G3-1 ②		0-1 1B 1B 2B		3	0	0	0	0	1	1
										1	1	1	0	0	0	0
										0	0	0	0	0	0	0
Dickie Thon, R (1, 6) OBP: 0.314, SLG: 0.418		0-0 F9 ①		0-1 P6 ③		0-2 G2-3 ③		3-2 F8 1B 2-3 1B		4	0	1	0	0	0	0
Charlie Hayes, R (1, 5) OBP: 0.292, SLG: 0.429		0-3 K ②			0-0 FC6 1B		2-2 1B SF8 2B	1 SAFE 1-0 1-2 3-H 1B		4	1	3	1	0	1	0
Darren Daulton, L (1, 2) OBP: 0.299, SLG: 0.309		4-0 BB			1-1 FC6 ① FC5-6 1-2f		0-2 FC2-6 2-3 1B	F 1-1 B 2-3 X F8 ②		3	0	1	0	1	0	3
Pat Combs, L (1, 1) Curt Ford, L (8, PH) OBP: 0.291, SLG: 0.294 Roger McDowell, R (8, 1) OBP: 0.333, SLG: 0.333		0-3 K ③			1 SAFE 1-0 FC5-6 S 1-2f 1B		2-1 FC2-6 ① 1-2f 1B	C 1-2 B P3 S X		3	1	0	0	0	1	4
										1	0	0	0	0	0	2
										0	0	0	0	0	0	0
Inning Stats	R: 1 H: 2 E: 0 LOB: 1 K: 1 BB: 0 S: 13 P: 16	R: 0 H: 0 E: 0 LOB: 1 K: 2 BB: 1 S: 7 P: 11	R: 0 H: 0 E: 0 LOB: 0 K: 0 BB: 0 S: 8 P: 10	R: 0 H: 0 E: 0 LOB: 0 K: 1 BB: 0 S: 6 P: 9	R: 1 H: 2 E: 0 LOB: 2 K: 0 BB: 1 S: 13 P: 20	R: 0 H: 0 E: 0 LOB: 0 K: 0 BB: 0 S: 9 P: 9	R: 1 H: 3 E: 0 LOB: 2 K: 1 BB: 0 S: 15 P: 22	R: 1 H: 3 E: 0 LOB: 2 K: 0 BB: 0 S: 13 P: 19	R: 0 H: 0 E: 0 LOB: 0 K: 1 BB: 0 S: 10 P: 16	1B: 8 SF: 1 2B: 2 SAC: 1 3B: 0 DP: 0 HR: 0 HBP: 0						

	AB	35
	R	4
	H	10
	RBI	4
	BB	2
	SO	6
	LOB	15

WP: 0 PA: 39
PB: 0
SB: 2
CS: 0

PITCHER		IP	WLS	BF	H	R	ER	SO	BB	IBB	HBP	BLK	WP	HR	S	P	ERA	WHIP
Pascual Perez, R ERA: 3.4	(1, 1)	6.1	L	27	6	3	3	4	1	1	0	0	0	0	65	88	4.26	1.105
John Candelaria, L ERA: 4.82	(7, 1)	1.0		5	2	1	1	1	0	0	0	0	0	0	9	12	9.00	2.000
Rich Thompson, R ERA: 1.27	(8, 1)	0.2		4	2	0	0	0	0	0	0	0	0	0	10	16	0.00	3.000
Joe Hesketh, L ERA: 6.43	(9, 1)	1.0		3	0	0	0	1	0	0	0	0	0	0	10	16	0.00	0.000

PITCHER	IP	WLS	BF	H	R	ER	SO	BB	IBB	HBP	BLK	WP	HR	S	P	ERA	WHIP

BOTTOM

Philadelphia Phillies @ Montreal Expos

Olympic Stadium, Montreal, QB

Sun Sep 10 1989, 3:33 AM EDT

Att. 22,630 - Unknown

livebaseballscorecards.com

Batter	1	2	3	4	5	6	7	8	9	AB	R	H	RBI	BB	SO	LOB
Tim Raines, S (1, 7) OBP: 0.406, SLG: 0.435	G6-3		1B		1B		P6		BB	4	0	2	0	1	0	0
Marquis Grissom, R (1, 8) OBP: 0.487, SLG: 0.419	K		K		K			G6-4-3 1B	K	5	0	1	0	0	4	6
Andres Galarraga, R (1, 3) OBP: 0.333, SLG: 0.438	K			G6-3		1B		G6-4-3		4	0	1	0	0	1	1
Hubie Brooks, R (1, 9) OBP: 0.308, SLG: 0.388		WP 1B		HR		K		G1-3		4	1	2	1	0	1	1
Tim Wallach, R (1, 5) OBP: 0.349, SLG: 0.429		K		G6-3		1-3 1B			1B 1B 2B	4	1	2	0	0	1	1
Damaso Garcia, R (1, 4) OBP: 0.321, SLG: 0.374		K		G5-3		G4-3 IBB			FC5-2-5-2-6 1B	2	0	0	0	1	1	1
Wallace Johnson, S (9, PH)										1	0	1	0	0	0	0
Nelson Santovenia, R (1, 2) OBP: 0.323, SLG: 0.373	F4				F9	G4-3			BB SH3 1B	3	0	0	0	0	0	4
John Candelaria, L (7, 1)										0	0	0	0	0	0	0
Rich Thompson, R (8, 1)										0	0	0	0	0	0	0
Joe Hesketh, R (9, 1) OBP: 1.000, SLG: 1.000										0	0	0	0	0	0	0
Jim Dwyer, L (9, PH) OBP: 0.286, SLG: 0.400										1	0	1	1	0	0	0
Otis Nixon, S (9, PR) OBP: 0.307, SLG: 0.261										0	0	0	0	0	0	0
Spike Owen, S (1, 6) OBP: 0.360, SLG: 0.341			F8		F9		G5-3		SH3	3	0	0	0	0	0	0
Pascual Perez, R (1, 1) OBP: 0.231, SLG: 0.245			K		1B		F8		FC5-2-5-2-6 BB	2	0	1	0	0	1	0
Mike Fitzgerald, R (7, 2) OBP: 0.325, SLG: 0.396										2	0	0	0	0	0	3
Rex Hudler, R (9, PR) OBP: 0.291, SLG: 0.438										0	0	0	0	0	0	0
Inning Stats	R: 0 E: 0 K: 2 S: 13 H: 0 LOB: 0 BB: 0 P: 18	R: 0 E: 0 K: 2 S: 9 H: 1 LOB: 1 BB: 0 P: 14	R: 0 E: 0 K: 2 S: 9 H: 1 LOB: 1 BB: 0 P: 14	R: 1 E: 0 K: 0 S: 9 H: 1 LOB: 0 BB: 0 P: 13	R: 0 E: 0 K: 1 S: 14 H: 2 LOB: 2 BB: 0 P: 18	R: 0 E: 0 K: 1 S: 10 H: 2 LOB: 2 BB: 1 P: 17	R: 0 E: 0 K: 0 S: 11 H: 0 LOB: 0 BB: 0 P: 17	R: 0 E: 0 K: 0 S: 5 H: 1 LOB: 0 BB: 0 P: 7	R: 1 E: 0 K: 1 S: 17 H: 3 LOB: 3 BB: 1 P: 26	1B: 9 2B: 1 3B: 0 HR: 1	SF: 0 SAC: 1 DP: 2 HBP: 0						

AB	35
R	2
H	11
RBI	2
BB	2
SO	9
LOB	17

WP: 1 PB: 0 SB: 1 CS: 0 PA: 38

PITCHER		IP	WLS	BF	H	R	ER	SO	BB	IBB	HBP	BLK	WP	HR	S	P	ERA	WHIP
Pat Combs, L ERA: 0.69	(1, 1)	7.0	W	28	7	1	1	8	0	1	0	0	1	1	75	111	1.29	1.000
Roger McDowell, R ERA: 2.03	(8, 1)	2.0	S	10	4	1	1	1	1	0	0	0	0	0	22	33	4.50	2.500

PITCHER	IP	WLS	BF	H	R	ER	SO	BB	IBB	HBP	BLK	WP	HR	S	P	ERA	WHIP

Batter	1	2	3	4	5	6	7	8	9	AB	R	H	RBI	BB	SO	LOB
Tim Raines, S (1, 7) OBP: 0.405, SLG: 0.433	B C B F H 3-2 L1-3 HBP		B B C B X 3-1 ③ G1-3		F C C 0-3 ③ K			1 SAFE C F B F X 1-2 ① F6		3	0	0	0	0	1	2
Marquis Grissom, R (1, 8) OBP: 0.488, SLG: 0.514	B C C B 1 P F X SAFE 3-2 ① ② L1-3 1-2			F B X 1-1 E 1B 1B 1B		X 0-0 HR		B C B B C F S 3-3 ② K 1-3		4	2	2	1	0	1	2
Andres Galarraga, R (1, 3) OBP: 0.330, SLG: 0.434	C F S 0-3 ③ K			C B F C 1-3 ① K		B B C X 2-1 ① F6		F B B F X 2-2 ③ F9		4	0	0	0	0	2	3
Hubie Brooks, R (1, 9) OBP: 0.308, SLG: 0.387		C S C 0-3 ① K		X 0-0 E5 1B SF7 1-3 1B		S F F S 0-3 ② K			X 0-0 ① P3	4	1	1	0	0	2	0
Tim Wallach, R (1, 5) OBP: 0.348, SLG: 0.427		C X 0-1 ② F9		B X 1-0 1-3 3-H 1B		B X 1-0 ③ F6			X 0-0 ② G6-3	4	0	1	1	0	0	0
Damaso Garcia, R (1, 4) OBP: 0.320, SLG: 0.373 Rex Hudler, R (9, PR) OBP: 0.291, SLG: 0.438		X 0-0 ③ G4-3		1 SAFE P 1 SAFE F F B F X 2-2 ② SF7 3-H			X 0-0 ① F9		C X 0-1 1B 1B	3 0	0 0	1 0	1 0	0 0	0 0	0 0
Mike Fitzgerald, R (1, 2) OBP: 0.324, SLG: 0.394 Jeff Huson, L (9, PR) OBP: 0.232, SLG: 0.250			F C F X 0-2 ① F9	X 0-0 ③ L8			B S C B S 2-3 ② K		F 1 SAFE 1 SAFE X 0-1 PO 1-2 1B	4 0	0 0	1 0	0 0	0 0	1 0	1 0
Spike Owen, S (1, 6) OBP: 0.360, SLG: 0.344 Jim Dwyer, L (9, PH) OBP: 0.386, SLG: 0.400 Nelson Santovenia, R (9, PH) OBP: 0.323, SLG: 0.373			B X 1-0 2B		C B B X 2-1 ① G1-3		X 0-0 ③ F8		B 1 SAFE 1-0 ③ PO 1-2	3 0 0	0 0 0	1 0 0	0 0 0	0 0 0	0 0 0	0 0 0
Mark Langston, R (1, 1) OBP: 0.169, SLG: 0.207 Wallace Johnson, S (8, PH) OBP: 0.312, SLG: 0.366 Otis Nixon, S (8, PR) OBP: 0.307, SLG: 0.261 Tim Burke, R (8, 1)			C C C 0-3 ② K		S S X 0-2 ② G6-3			C B X 1-1 BLK S 1B		2 1 0 0	0 0 0 0	0 1 0 0	0 0 0 0	0 0 0 0	1 0 0 0	1 0 0 0
Inning Stats	R: 0 E: 0 K: 1 S: 10 H: 0 LOB: 0 BB: 0 P: 15	R: 0 E: 0 K: 1 S: 6 H: 0 LOB: 0 BB: 0 P: 6	R: 0 E: 0 K: 1 S: 10 H: 1 LOB: 1 BB: 0 P: 14	R: 2 E: 1 K: 1 S: 13 H: 3 LOB: 1 BB: 0 P: 17	R: 0 E: 0 K: 1 S: 8 H: 0 LOB: 0 BB: 0 P: 10	R: 1 E: 0 K: 1 S: 8 H: 1 LOB: 0 BB: 0 P: 11	R: 0 E: 0 K: 1 S: 5 H: 0 LOB: 0 BB: 0 P: 7	R: 0 E: 0 K: 1 S: 13 H: 1 LOB: 2 BB: 0 P: 20	R: 0 E: 0 K: 0 S: 6 H: 2 LOB: 2 BB: 0 P: 7	1B: 6 2B: 2 3B: 0 HR: 1	SF: 1 SAC: 0 DP: 1 HBP: 1					

PITCHER	IP	WLS	BF	H	R	ER	SO	BB	IBB	HBP	BLK	WP	HR	S	P	ERA	WHIP
Greg Maddux, R (1, 1) ERA: 3.03	7.1	W	28	6	3	3	7	0	0	1	0	0	1	66	88	3.68	0.818
Les Lancaster, R (8, 1) ERA: 1.01	1.1		6	2	0	0	1	0	0	0	1	0	0	13	18	0.00	1.500
Mitch Williams, L (9, 1) ERA: 2.47	0.1	S	0	0	0	0	0	0	0	0	0	0	0	0	1	0.00	0.000

PITCHER	IP	WLS	BF	H	R	ER	SO	BB	IBB	HBP	BLK	WP	HR	S	P	ERA	WHIP

Montreal Expos @ Chicago Cubs

Wrigley Field, Chicago, IL

Mon Sep 11 1989, 3:33 AM CDT

Att. 29,190 - Cloudy

TOP

livebaseballscorecards.com

AB	32
R	3
H	8
RBI	3
BB	0
SO	8
LOB	9

PA: 35

WP: 0
PB: 0
SB: 1
CS: 0

Batter	1	2	3	4	5	6	7	8	9	AB	R	H	RBI	BB	SO	LOB
Jerome Walton, R (1, 8) OBP: 0.345, SLG: 0.400	F9		K2-3		K		1B			4	0	1	1	0	2	2
23 Ryne Sandberg, R (1, 4) OBP: 0.347, SLG: 0.499	K		F7		FC5 BB		K			3	0	0	0	1	2	1
Luis Salazar, R (1, 7) OBP: 0.315, SLG: 0.418 Les Lancaster, R (8, 1) OBP: 0.143, SLG: 0.286 Mitch Williams, L (9, 1)	CS BB		K		1-2 2-3 3-H BB		K			2 0 0	0 0 0	0 0 0	1 0 0	2 0 0	2 0 0	1 0 0
Andre Dawson, R (1, 9) OBP: 0.306, SLG: 0.462	CS	FC5 1B BB	P2		FC5			G6-3		3	0	0	0	1	0	3
Lloyd McClendon, R (1, 3) OBP: 0.368, SLG: 0.504		PB FC5 3B 1B	G5			F8		L4		4	1	1	0	0	0	0
Vance Law, R (1, 5) OBP: 0.294, SLG: 0.357		FC5 PB 3B	G3-1			G4-3		G6-3		4	1	0	0	0	0	2
Shawon Dunston, R (1, 6) OBP: 0.319, SLG: 0.399		CS 3B			1B BB 1B	CS 1B				3	1	3	2	0	0	0
Rick Wrona, R (1, 2) OBP: 0.277, SLG: 0.323 Joe Girardi, R (8, 2) OBP: 0.271, SLG: 0.292		CS IBB			BB SH3 1B	CS	E 1B 2B			2 0	1 0	2 0	0 0	1 0	0 0	0 0
Greg Maddux, R (1, 1) OBP: 0.216, SLG: 0.233 Doug Dascenzo, S (8, 7) OBP: 0.208, SLG: 0.185		K			SH3		K			2 0	0 0	0 0	0 0	0 0	2 0	3 0
Inning Stats	R: 0 E: 0 K: 1 S: 5 H: 0 LOB: 0 BB: 1 P: 12	R: 2 E: 0 K: 1 S: 16 H: 2 LOB: 1 BB: 2 P: 30	R: 0 E: 0 K: 2 S: 7 H: 0 LOB: 0 BB: 0 P: 11	R: 0 E: 0 K: 0 S: 5 H: 0 LOB: 0 BB: 0 P: 9	R: 1 E: 0 K: 1 S: 15 H: 2 LOB: 3 BB: 2 P: 28	R: 0 E: 0 K: 0 S: 4 H: 1 LOB: 0 BB: 0 P: 10	R: 1 E: 1 K: 3 S: 11 H: 2 LOB: 1 BB: 0 P: 15	R: 0 E: 0 K: 0 S: 4 H: 0 LOB: 0 BB: 0 P: 7		1B: 5 2B: 1 3B: 1 HR: 0	SF: 0 SAC: 1 DP: 0 HBP: 0					

PITCHER		IP	WLS	BF	H	R	ER	SO	BB	IBB	HBP	BLK	WP	HR	S	P	ERA	WHIP
Mark Langston, L ERA: 2.89	(1, 1)	7.0	L	30	7	4	3	8	4	1	0	0	0	0	63	115	3.86	1.571
Tim Burke, R ERA: 2.7	(8, 1)	1.0		3	0	0	0	0	0	0	0	0	0	0	4	7	0.00	0.000

PITCHER	IP	WLS	BF	H	R	ER	SO	BB	IBB	HBP	BLK	WP	HR	S	P	ERA	WHIP

BOTTOM

Montreal Expos @ Chicago Cubs

Wrigley Field, Chicago, IL

Mon Sep 11 1989, 3:33 AM CDT

Att. 29,190 - Cloudy

livebaseballscorecards.com

AB	27
R	4
H	7
RBI	4
BB	5
SO	8
LOB	12

1B: 5	SF: 0	WP: 0	PA: 35
2B: 1	SAC: 1	PB: 1	
3B: 1	DP: 0	SB: 0	
HR: 0	HBP: 0	CS: 4	

Batter	1	2	3	4	5	6	7	8	9	AB	R	H	RBI	BB	SO	LOB
Tim Raines, S (1, 7) OBP: 0.405, SLG: 0.432	C B C X 1-2 G5-4-3 1B		B B S C F X 2-2 ③ L6			B B F B B B 4-1 FC6-4 BB			B B X 2-0 ② F7	3	0	1	0	1	0	0
Marquis Grissom, R (1, 8) OBP: 0.468, SLG: 0.474	B C B X 2-1 ① P8			C X 0-1 ① G5-3		B 1 SAFE 1 SAFE 1 SAFE F 1 SAFE X 1-1 ③ FC6-4 1-2f			B C B F F B B 4-2 BB	3	0	0	0	1	0	2
Andres Galarraga, R (1, 3) OBP: 0.328, SLG: 0.431	F B X 1-1 ②③ G5-4-3 1-2f			F X 0-1 ② F9			B B C B F C 3-3 ① K		S B S S 1-3 ③ K	4	0	0	0	0	2	2
Hubie Brooks, R (1, 9) OBP: 0.308, SLG: 0.385		C B S C 1-3 ① K		B F B B X 3-1 ③ G5-3			B F B B B 4-1 G6-4-3 BB			2	0	0	0	1	1	0
Tim Wallach, R (1, 5) OBP: 0.348, SLG: 0.427		X 0-0 1B			B F S X 1-2 ① P4		S S X 0-2 ②③ G6-4-3 1-2f			3	0	1	0	0	0	1
Damaso Garcia, R (1, 4) OBP: 0.317, SLG: 0.369 Tom Foley, L (7, 4) OBP: 0.305, SLG: 0.338		F X 0-1 ② P3			B S X 1-1 ② G6-3			B C B S B X 3-2 ① F8		2 1	0 0	0 0	0 0	0 0	0 0	1 0
Nelson Santovenia, R (1, 2) OBP: 0.320, SLG: 0.368		C S B S 1-3 ③ K			B C B X 2-1 ③ F8			B X 1-0 ② P2		3	0	0	0	0	1	1
Spike Owen, S (1, 6) OBP: 0.358, SLG: 0.341			B C F S 1-3 ① K			B X 1-0 ① F7		B F F B B S 3-3 ③ K		3	0	0	0	0	2	0
Bryn Smith, R (1, 1) OBP: 0.156, SLG: 0.086 John Candelaria, L (8, 1) Wallace Johnson, S (9, PH) OBP: 0.309, SLG: 0.363			C X 0-1 ② P4			F B S F B S 2-3 ② K			B B C F C X 2-2 ① G6-3	2 0 1	0 0 0	0 0 0	0 0 0	1 0 0	0 0 0	0 0 0
Inning Stats	R: 0 E: 0 K: 0 S: 7 H: 1 LOB: 0 BB: 0 P: 11	R: 0 E: 0 K: 2 S: 9 H: 1 LOB: 1 BB: 0 P: 11	R: 0 E: 0 K: 1 S: 9 H: 0 LOB: 0 BB: 0 P: 12	R: 0 E: 0 K: 0 S: 6 H: 0 LOB: 0 BB: 0 P: 9	R: 0 E: 0 K: 0 S: 7 H: 0 LOB: 0 BB: 0 P: 11	R: 0 E: 0 K: 1 S: 8 H: 0 LOB: 1 BB: 1 P: 16	R: 0 E: 0 K: 1 S: 7 H: 0 LOB: 0 BB: 1 P: 14	R: 0 E: 0 K: 1 S: 7 H: 0 LOB: 0 BB: 0 P: 14	R: 0 E: 0 K: 1 S: 10 H: 0 LOB: 1 BB: 1 P: 19	1B: 2 2B: 0 3B: 0 HR: 0	SF: 0 SAC: 0 DP: 2 HBP: 0					

PITCHER	IP	WLS	BF	H	R	ER	SO	BB	IBB	HBP	BLK	WP	HR	S	P	ERA	WHIP
Mike Bielecki, R (1, 1) ERA: 3.22	9.0	W	30	2	0	0	7	3	0	0	0	0	0	70	117	0.00	0.556

PITCHER	IP	WLS	BF	H	R	ER	SO	BB	IBB	HBP	BLK	WP	HR	S	P	ERA	WHIP

TOP

Montreal Expos @ Chicago Cubs

Wrigley Field, Chicago, IL

Tue Sep 12 1989, 7:05 PM CDT

Att. 36,333 - Unknown - 60 F

livebaseballscorecards.com

AB	27
R	0
H	2
RBI	0
BB	3
SO	7
LOB	7

1B: 2	SF: 0	WP: 0	PA: 30
2B: 0	SAC: 0	PB: 0	
3B: 0	DP: 2	SB: 0	
HR: 0	HBP: 0	CS: 0	

Batter	1	2	3	4	5	6	7	8	9	AB	R	H	RBI	BB	SO	LOB
Jerome Walton, R (1, 8) OBP: 0.342, SLG: 0.396	L X 0-1 ① G4-3		B B B C O S 3-3 ③ K		B S F B X 2-2 ③ L5 2-3 3-H		X 0-0 ③ B5			4	0	0	0	0	1	1
23 Ryne Sandberg, R (1, 4) OBP: 0.346, SLG: 0.503	C F F X 0-2 ② G4-3			F B S C 1-3 ① K		B S F C 2-3 ① K		C B F B B X 3-2 HR		4	1	1	1	0	2	0
Dwight Smith, L (1, 7) OBP: 0.362, SLG: 0.485 Lloyd McClendon, R (8, PH) OBP: 0.367, SLG: 0.502 Doug Dascenzo, S (9, 7) OBP: 0.208, SLG: 0.185	C X 0-1 1B			B C X 1-1 S 1B		B C F B F B B 4-2 G6-3 BB BB		B S C S 1-3 ① K		2 1 0	0 0 0	2 0 0	0 0 0	1 0 0	0 1 0	0 0 0
Mark Grace, L (1, 3) OBP: 0.400, SLG: 0.465	F 1 SAFE X 0-1 ③ G4-1			1 SAFE P 1 SAFE C 1 SAFE 1 SAFE X 1-1 ② P7		B 1 SAFE B B B 4-0 G6-3 1-2 BB		C B B C F C 2-3 ② K		3	0	0	0	1	1	2
Andre Dawson, R (1, 9) OBP: 0.303, SLG: 0.457		C S F B F F S 1-3 ① K		F 1 SAFE B C F F B X 2-2 ③ F8 1-2		C F F X 0-2 ② G6-3 1-2 2-3		C S B B F S 2-3 ③ K		4	0	0	0	0	2	3
Vance Law, R (1, 5) OBP: 0.297, SLG: 0.358		C F X 0-2 ② F8			S B B B C X 3-2 2B PB 1B		B B B F F B 4-2 BB			2	1	1	0	1	0	0
Shawon Dunston, R (1, 6) OBP: 0.319, SLG: 0.401		C B X 1-1 ③ G6-3			B 1 SAFE 1 SAFE C X 1-1 PB 1-3 2B		X 0-0 ③ P5			3	0	1	0	0	0	3
Rick Wrona, R (1, 2) OBP: 0.265, SLG: 0.308			B C C B S 2-3 ① K		B B C B X 3-1 ① P6		B B F X 2-1 ① P7			3	0	0	0	0	1	2
Mike Bielecki, R (1, 1) OBP: 0.090, SLG: 0.047			B X 1-0 ② F8		C L S 0-3 ② K		X 0-0 ② B1-3			3	0	0	0	0	1	2
Inning Stats	R: 0 H: 1 E: 0 LOB: 1 K: 0 BB: 0 S: 10 P: 10	R: 0 H: 0 E: 0 LOB: 0 K: 1 BB: 0 S: 12 P: 14	R: 0 H: 0 E: 0 LOB: 0 K: 2 BB: 0 S: 7 P: 13	R: 0 H: 1 E: 0 LOB: 1 K: 1 BB: 0 S: 13 P: 17	R: 1 H: 2 E: 0 LOB: 1 K: 1 BB: 0 S: 13 P: 22	R: 0 H: 0 E: 0 LOB: 3 K: 1 BB: 3 S: 13 P: 27	R: 0 H: 0 E: 0 LOB: 0 K: 0 BB: 0 S: 4 P: 6	R: 1 H: 1 E: 0 LOB: 0 K: 3 BB: 0 S: 14 P: 22		1B: 3 SF: 0 2B: 1 SAC: 0 3B: 0 DP: 0 HR: 1 HBP: 0						WP: 0 PA: 32 PB: 1 SB: 1 CS: 0

PITCHER		IP	WLS	BF	H	R	ER	SO	BB	IBB	HBP	BLK	WP	HR	S	P	ERA	WHIP
Bryn Smith, R ERA: 2.67	(1, 1)	7.0	L	28	4	1	0	6	3	0	0	0	0	0	72	109	0.00	1.000
John Candelaria, L ERA: 4.89	(8, 1)	1.0		4	1	1	1	3	0	0	0	0	0	1	14	22	9.00	1.000

PITCHER	IP	WLS	BF	H	R	ER	SO	BB	IBB	HBP	BLK	WP	HR	S	P	ERA	WHIP

BOTTOM

Montreal Expos @ Chicago Cubs

Wrigley Field, Chicago, IL

Tue Sep 12 1989, 7:05 PM CDT

Att. 36,333 - Unknown - 60 F

livebaseballscorecards.com

AB	29
R	2
H	5
RBI	1
BB	3
SO	9
LOB	13

Batter	1	2	3	4	5	6	7	8	9	AB	R	H	RBI	BB	SO	LOB
Tim Raines, S (1, 7) OBP: 0.404, SLG: 0.429	X 0-0 1B	B C X 1-1 G3			B C B X 2-1 G6-3		B F B F C 2-3 K2-3		B C C B X 2-2 L7	5	0	1	0	0	1	4
Dave Martinez, L (1, 8) OBP: 0.331, SLG: 0.395	F B B S X 2-2 1-2 1B		B F X 1-1 G4-3		B C B X 2-1 G3			B C B B C X 3-2 G3 2B 1B		4	1	2	0	0	0	1
Andres Galarraga, R (1, 3) OBP: 0.328, SLG: 0.429	C B C B F S 2-3 K		C F B F B F S 2-3 K			B C X 1-1 FC5-4 1B		F X 0-1 F9		4	0	1	0	0	2	3
Hubie Brooks, R (1, 9) OBP: 0.305, SLG: 0.382	C S X 0-2 P3		X 0-0 F7			C C F X 0-2 FC5-4 1B 1-2f		C B 1 SAFE F F F B X 2-2 G3 1-2		4	0	0	0	0	0	4
Tom Foley, L (1, 5) OBP: 0.307, SLG: 0.343	F B S F F C 1-3 K			X 0-0 L8		B F X 1-1 1-3 1B		B C B F F F B F F 3-2 X 2-H 2B		4	0	2	1	0	1	2
Mike Fitzgerald, R (1, 2) OBP: 0.323, SLG: 0.392		C B L X 1-2 BB 1B		B C C B F F F X 2-2 P6		1 SAFE C 1 SAFE S X 0-2 F8		B F B X 2-1 F8		4	0	1	0	0	0	3
Rex Hudler, R (1, 4) OBP: 0.283, SLG: 0.424		F X 0-1 P4		B X 1-0 F7		1 SAFE B B F X 2-1 B5-3			S F B F F X 1-2 F7	4	0	0	0	0	0	3
Spike Owen, S (1, 6) OBP: 0.357, SLG: 0.340		B B F X 2-1 F9			C B X 1-1 SH1-4 1B		C F F B B X 2-2 G3		B B C F B X 3-2 F9	4	0	1	0	0	0	1
Kevin Gross, R (1, 1) OBP: 0.217, SLG: 0.175 Jeff Huson, L (7, PH) OBP: 0.229, SLG: 0.246 Zane Smith, L (7, 1) OBP: 0.188, SLG: 0.219 Wallace Johnson, S (9, PH) OBP: 0.315, SLG: 0.388		B B B 4-0 1-2 BB			X 0-0 SH1-4 1-2		C B B S C 2-3 K		C X 0-1 3B	0 1 0 1	0 0 0 0	0 0 0 1	0 0 0 0	1 0 0 0	0 1 0 0	0 0 0 0
Inning Stats	R: 0 E: 0 K: 2 S: 16 H: 2 LOB: 2 BB: 0 P: 21	R: 0 E: 0 K: 0 S: 9 H: 1 LOB: 2 BB: 1 P: 17	R: 0 E: 0 K: 1 S: 8 H: 0 LOB: 0 BB: 0 P: 11	R: 0 E: 0 K: 0 S: 8 H: 0 LOB: 0 BB: 0 P: 11	R: 0 E: 0 K: 0 S: 7 H: 1 LOB: 1 BB: 0 P: 12	R: 0 E: 0 K: 0 S: 13 H: 2 LOB: 2 BB: 0 P: 17	R: 0 E: 0 K: 2 S: 10 H: 0 LOB: 0 BB: 0 P: 16	R: 1 E: 0 K: 0 S: 18 H: 2 LOB: 1 BB: 0 P: 28	R: 0 E: 0 K: 0 S: 13 H: 1 LOB: 1 BB: 0 P: 19	1B: 7 2B: 1 3B: 1 HR: 0 SF: 0 SAC: 1 DP: 0 HBP: 0						

PITCHER	IP	WLS	BF	H	R	ER	SO	BB	IBB	HBP	BLK	WP	HR	S	P	ERA	WHIP
Scott Sanderson, R (1, 1) ERA: 4.0	5.1	W	23	6	0	0	3	1	0	0	0	0	0	56	82	0.00	1.312
Les Lancaster, R (6, 1) ERA: 1.1	3.2	S	14	3	1	1	2	0	0	0	0	0	0	46	70	2.46	0.818

PITCHER	IP	WLS	BF	H	R	ER	SO	BB	IBB	HBP	BLK	WP	HR	S	P	ERA	WHIP

TOP

Montreal Expos @ Chicago Cubs

Wrigley Field, Chicago, IL

Wed Sep 13 1989, 7:05 PM CDT

Att. 34,870 - Unknown - 55 F

livebaseballscorecards.com

AB	35
R	1
H	9
RBI	1
BB	1
SO	5
LOB	21

WP: 0	PB: 0	SB: 0	CS: 0
PA: 37			

Montreal Expos @ Chicago Cubs

Wrigley Field, Chicago, IL

Wed Sep 13 1989, 7:05 PM CDT

Att. 34,870 - Unknown - 55 F

livebaseballscorecards.com

Batter	1	2	3	4	5	6	7	8	9	AB	R	H	RBI	BB	SO	LOB
Jerome Walton, R (1, 8) OBP: 0.344, SLG: 0.397	B S C X 1-2 P6 23 S 1B		B F C C 1-3 K ①		X 0-0 23 FC5-4 1B		B F F S 1-3 K ①			4	0	2	0	0	2	0
23 Ryne Sandberg, R (1, 4) OBP: 0.345, SLG: 0.501	C B 1 SAFE 1 SAFE B S S S 3-3 K ① 1-2		X 0-0 S 1B		C C 1 SAFE B X 1-2 FC5-4 SH2-3 ① 1-2f 1B		S F C 0-3 K ②			4	1	1	0	0	2	2
Dwight Smith, L (1, 7) OBP: 0.358, SLG: 0.480 Doug Dascenzo, S (8, 7) OBP: 0.208, SLG: 0.185	2 SAFE B F B X 2-1 P6 ②③ 2-3		B 1 SAFE B F C C 2-3 K ② 1-2		B F 1 SAFE X 1-1 SH2-3 ② 1-2		C C B X 1-2 G4-3 ③			3 0	0 0	0 0	0 0	0 0	1 0	2 0
Mark Grace, L (1, 3) OBP: 0.403, SLG: 0.466		C X 0-1 FC1-5 G4-3 1B B X 1-0 L9 ③			C B C F B B B 4-2 1B BB			B X 1-0 E 1B 1B		3	1	2	0	1	0	1
Andre Dawson, R (1, 9) OBP: 0.302, SLG: 0.455		X 0-0 G4-3 ① 1-2		C C B S 1-3 K ①	B S B C F X 2-2 1-3 2-H 1B			X 0-0 E6 ① 1-3		4	0	1	1	0	1	2
Vance Law, R (1, 5) OBP: 0.295, SLG: 0.355 Les Lancaster, R (6, 1) OBP: 0.125, SLG: 0.250		B C B C X 2-2 FC1 WP FC1-5 1B		X 0-0 L9 ②	B B C B F F F S 3-3 K ③			S P B L C 2-3 K ②		3 1	1 0	0 0	0 0	0 0	1 1	3 1
Shawon Dunston, R (1, 6) OBP: 0.320, SLG: 0.402		C S B B B F X 3-2 FC1-5 1B WP ② 1-2 2-3f		C X 0-1 E S 1B		C F B B X 2-2 G6-3 ①		S B X 1-1 FC6 ③ 3-H 1B		4	0	2	1	0	0	2
Joe Girardi, R (1, 2) OBP: 0.278, SLG: 0.293		C S B B X 2-2 1-3 2-H 1B		1 SAFE 1 SAFE S 1 SAFE B 1 SAFE P S I 4-2 I 1-3 IBB		F B S B F S 2-3 K ②		B 1 SAFE 1 SAFE X 1-0 FC6 ③ 1-2f		3	0	1	1	1	1	1
Scott Sanderson, R (1, 1) OBP: 0.149, SLG: 0.048 Luis Salazar, R (6, 5) OBP: 0.314, SLG: 0.417		B S B F X 2-2 G1-3 ③		S B X 1-1 G5-3 ③		C B S B X 2-2 G6-3 ③				2 1	0 0	0 0	0 0	0 0	0 0	4 0

Inning Stats	1	2	3	4	5	6	7	8	9
	R: 0 H: 1 E: 0 LOB: 0 K: 1 BB: 0 S: 8 P: 14	R: 1 H: 2 E: 0 LOB: 2 K: 0 BB: 0 S: 16 P: 25	R: 0 H: 1 E: 0 LOB: 1 K: 2 BB: 0 S: 8 P: 12	R: 0 H: 1 E: 0 LOB: 2 K: 1 BB: 1 S: 11 P: 16	R: 1 H: 2 E: 0 LOB: 2 K: 1 BB: 1 S: 18 P: 29	R: 0 H: 0 E: 0 LOB: 0 K: 1 BB: 0 S: 11 P: 17	R: 0 H: 0 E: 0 LOB: 0 K: 2 BB: 0 S: 9 P: 11	R: 1 H: 2 E: 1 LOB: 1 K: 1 BB: 0 S: 9 P: 13	

1B: 9	SF: 0	WP: 1	PA: 35
2B: 0	SAC: 1	PB: 0	
3B: 0	DP: 0	SB: 3	
HR: 0	HBP: 0	CS: 0	

PITCHER	IP	WLS	BF	H	R	ER	SO	BB	IBB	HBP	BLK	WP	HR	S	P	ERA	WHIP
Kevin Gross, R (1, 1) ERA: 4.14	6.0	L	27	7	2	2	6	1	1	0	0	1	0	72	113	3.00	1.333
Zane Smith, L (7, 1) ERA: 3.52	2.0		8	2	1	0	3	0	0	0	0	0	0	18	24	0.00	1.000

PITCHER	IP	WLS	BF	H	R	ER	SO	BB	IBB	HBP	BLK	WP	HR	S	P	ERA	WHIP

AB	32
R	3
H	9
RBI	3
BB	2
SO	9
LOB	18

New York Mets @ Montreal Expos

Olympic Stadium, Montreal, QB

Fri Sep 15 1989, 7:05 PM EDT

Att. 24,545 - Dome

TOP

livebaseballscorecards.com

Batter	1	2	3	4	5	6	7	8	9	AB	R	H	RBI	BB	SO	LOB
Gregg Jefferies, S (1, 4) OBP: 0.313, SLG: 0.379	C B F C 1-3 ① K		B S B B B 4-1 BB BB		C X 0-1 HBP 1B 1-3 1B		B F X 1-1 S 1B		B S C B X 2-2 ② G6-3	4	1	2	0	1	1	1
Juan Samuel, R (1, 8) OBP: 0.311, SLG: 0.346	B F H 2-1 E S HBP		1 SAFE B 1 SAFE 1 SAFE 1 B C 1 SAFE B 4-2 F B G4-6-3 BB 1-2		B H 2-0 1B SF8 HBP 1-2		C B B C X 2-2 ② G5-3 1-2		B B C S X 2-2 ③ G5-3	2	1	0	0	1	0	2
Howard Johnson, S (1, 5) OBP: 0.366, SLG: 0.575	B X 1-0 ② P4 1-3		B F S T X 1-2 ② ③ G4-6-3 1-2f		X 0-0 CS 1B 1-3 2-H 3-H		B B S B X 3-1 ③ P6			4	0	1	2	0	0	4
Darryl Strawberry, L (1, 9) OBP: 0.312, SLG: 0.462	B S B F X 2-2 ③ G4-3			X 0-0 HR 1B	X 0-0 ① SF8 3-H			B X 1-0 ① P7		3	1	1	1	0	0	1
Keith Hernandez, L (1, 3) OBP: 0.332, SLG: 0.338		C B S B B F B 4-2 G4-3 G4-3 BB		X 0-0 1-H HR	B C B B F 1 SAFE F X 3-2 ② ③ F8 1-2			F B S B B S 3-3 ② K		3	1	1	2	1	1	1
Mackey Sasser, L (1, 2) OBP: 0.312, SLG: 0.404		F B F F F F B X 2-2 ① G4-3 1-2		X 0-0 ① F7		B X 1-0 ① P3		B S X 1-1 E3 FC4-6		4	0	0	0	0	0	1
Mark Carreon, R (1, 7) OBP: 0.314, SLG: 0.438	B B F B X 3-1 ② G4-3 2-3			B B X 2-0 ② G6-3	C B B B X 3-1 ② F8			B F 1 SAFE X 1-1 ③ FC4-6 1-2f		4	0	0	0	0	0	2
Kevin Elster, R (1, 6) OBP: 0.290, SLG: 0.361	B F B C B X 3-2 ③ G6-3			C B X 1-1 ③ F9	C X 0-1 ③ F8				B S B F X 2-2 G4-3 S 1B	4	0	1	0	0	0	1
David Cone, L (1, 1) OBP: 0.268, SLG: 0.275 Dave Magadan, L (9, PH) OBP: 0.372, SLG: 0.406 Jeff Innis, R (9, 1)			X 0-0 ① G4-3		B F F F B B X 3-2 1B 1B 1B		S B S F X 1-2 ① G1-3		1 SAFE C B 1 F F B 1 B SAFE 3-2 X ① G4-3 1-3	3 1 0	1 0 0	1 0 0	0 0 0	0 0 0	0 0 0	0 1 0

Inning Stats	1	2	3	4	5	6	7	8	9
	R: 0 E: 0 K: 1 S: 8	H: 0 LOB: 1 BB: 0 P: 14	R: 0 E: 0 K: 0 S: 13	H: 0 LOB: 1 BB: 1 P: 25	R: 0 E: 0 K: 0 S: 8	H: 0 LOB: 1 BB: 2 P: 17	R: 2 E: 0 K: 0 S: 6	H: 2 LOB: 0 BB: 0 P: 9	R: 3 E: 0 K: 0 S: 12	H: 3 LOB: 0 BB: 0 P: 20	R: 0 E: 0 K: 0 S: 5	H: 0 LOB: 0 BB: 0 P: 9	R: 0 E: 0 K: 0 S: 11	H: 1 LOB: 1 BB: 0 P: 18	R: 0 E: 1 K: 1 S: 8	H: 0 LOB: 1 BB: 0 P: 14	R: 0 E: 0 K: 0 S: 13	H: 1 LOB: 1 BB: 0 P: 22

	AB	32
	R	5
	H	7
	RBI	5
	BB	3
	SO	2
	LOB	14

	1B: 6	SF: 1	WP: 0	PA: 38
	2B: 0	SAC: 0	PB: 0	
	3B: 0	DP: 1	SB: 3	
	HR: 1	HBP: 2	CS: 1	

PITCHER		IP	WLS	BF	H	R	ER	SO	BB	IBB	HBP	BLK	WP	HR	S	P	ERA	WHIP
Dennis Martinez, R ERA: 3.12	(1, 1)	4.0	L	21	5	5	5	1	3	0	2	0	0	1	42	77	11.25	2.000
John Candelaria, L ERA: 4.81	(5, 1)	1.0		2	0	0	0	0	0	0	0	0	0	0	5	8	0.00	0.000
Mark Gardner, R ERA: 3.52	(6, 1)	2.0		7	1	0	0	0	0	0	0	0	0	0	16	27	0.00	0.500
Andy McGaffigan, R ERA: 3.95	(8, 1)	2.0		8	1	0	0	1	0	0	0	0	0	0	21	36	0.00	0.500

PITCHER	IP	WLS	BF	H	R	ER	SO	BB	IBB	HBP	BLK	WP	HR	S	P	ERA	WHIP

Batter	1	2	3	4	5	6	7	8	9	AB	R	H	RBI	BB	SO	LOB
Tim Raines, S (1, 7) OBP: 0.404, SLG: 0.431	L9		G4-3		2B		BB			3	0	1	0	1	0	0
Dave Martinez, L (1, 8) OBP: 0.330, SLG: 0.396	L4		2B		P3		F9			4	0	1	0	0	0	4
Wallace Johnson, S (1, 3) OBP: 0.304, SLG: 0.374	F8		K		G4-3			K		4	0	0	0	0	2	2
Hubie Brooks, R (1, 9) OBP: 0.303, SLG: 0.379		F7		K		K		F8		4	0	0	0	0	2	0
Tom Foley, L (1, 5) OBP: 0.306, SLG: 0.342		G1		K		K2-3		1B		4	0	1	0	0	2	0
Mike Fitzgerald, R (1, 2) OBP: 0.326, SLG: 0.395		2B		1B BB		P4		P3		3	0	1	0	1	0	1
Junior Noboa, R (1, 4) OBP: 0.400, SLG: 0.400		1B		1B			K		G4-6-3 1B	4	0	3	0	0	1	0
Spike Owen, S (1, 6) OBP: 0.354, SLG: 0.337		K		F8			P5		G4-6-3	4	0	0	0	0	1	5
Dennis Martinez, R (1, 1) John Candelaria, L (5, 1) Larry Walker, L (5, PH) OBP: 0.350, SLG: 0.235 Mark Gardner, R (6, 1) Mike Aldrete, L (7, PH) OBP: 0.313, SLG: 0.318 Otis Nixon, S (7, PR) OBP: 0.397, SLG: 0.261 Andy McGaffigan, R (8, 1) OBP: 1.000, SLG: 1.000 Jim Dwyer, L (9, PH) OBP: 0.385, SLG: 0.398			K		F8		2B		F8	1 0 1 0 1 0 0 0 1	0 0 0 0 0 0 0 0 0	0 0 0 0 0 0 0 0 0	0 0 0 0 0 0 0 0 0	0 0 0 0 0 0 0 0 0	1 0 0 0 0 0 0 0 0	0 0 0 0 0 0 0 0 0
Inning Stats	R: 0 E: 0 K: 0 S: 5 H: 0 LOB: 0 BB: 0 P: 9	R: 0 E: 0 K: 1 S: 10 H: 2 LOB: 2 BB: 0 P: 12	R: 0 E: 0 K: 2 S: 12 H: 1 LOB: 1 BB: 0 P: 20	R: 0 E: 0 K: 2 S: 15 H: 1 LOB: 2 BB: 1 P: 23	R: 0 E: 0 K: 0 S: 10 H: 1 LOB: 1 BB: 0 P: 18	R: 0 E: 0 K: 2 S: 11 H: 0 LOB: 0 BB: 0 P: 16	R: 0 E: 0 K: 1 S: 10 H: 1 LOB: 2 BB: 1 P: 20	R: 0 E: 0 K: 1 S: 10 H: 1 LOB: 1 BB: 0 P: 17	R: 0 E: 0 K: 0 S: 5 H: 1 LOB: 0 BB: 0 P: 7	1B: 4 2B: 4 3B: 0 HR: 0	SF: 0 SAC: 0 DP: 1 HBP: 0		WP: 0 PB: 0 SB: 2 CS: 0	PA: 36			

PITCHER		IP	WLS	BF	H	R	ER	SO	BB	IBB	HBP	BLK	WP	HR	S	P	ERA	WHIP
David Cone, R ERA: 3.63	(1, 1)	8.0	W	33	7	0	0	9	2	0	0	0	0	0	83	135	0.00	1.125
Jeff Innis, R ERA: 3.53	(9, 1)	1.0		3	1	0	0	0	0	0	0	0	0	0	5	7	0.00	1.000

PITCHER	IP	WLS	BF	H	R	ER	SO	BB	IBB	HBP	BLK	WP	HR	S	P	ERA	WHIP

BOTTOM

New York Mets @ Montreal Expos

Olympic Stadium, Montreal, QB

Fri Sep 15 1989, 7:05 PM EDT

Att. 24,545 - Dome

livebaseballscorecards.com

AB	34
R	0
H	8
RBI	0
BB	2
SO	9
LOB	12

Batter	1	2	3	4	5	6	7	8	9	AB	R	H	RBI	BB	SO	LOB
Gregg Jefferies, S (1, 4) OBP: 0.311, SLG: 0.376 Barry Lyons, R (7, 2) OBP: 0.283, SLG: 0.352	S X 0-1 ① G5-3		B B C F F S 2-3 ② K			B C S S 1-3 ① K		B S F B B X 3-2 ③ G4-3		3 0 0 0 0 2 0 1 0 0 0 0 0 0						
Juan Samuel, R (1, 8) OBP: 0.309, SLG: 0.344 Lou Thornton, L (6, 8)	C C S 0-3 ② K		C F S 0-3 ③ K			S S B B X 2-2 ② P4			B X 1-0 ① G4-3	3 0 0 0 0 2 0 1 0 0 0 0 0 0						
Howard Johnson, S (1, 5) OBP: 0.366, SLG: 0.574 Craig Shipley, R (6, 5) OBP: 0.500, SLG: 0.500 (7, 6)	B C X 1-1 ③ F8			B S B X 2-1 G4-3 S 1B		B X 1-0 ③ G4-3			F B F X 1-2 ② G1-3	3 0 1 0 0 0 0 1 0 0 0 0 0 0						
Darryl Strawberry, L (1, 9) OBP: 0.313, SLG: 0.465 Keith Miller, R (6, 9) OBP: 0.240, SLG: 0.271		B X 1-0 G4-3 1B 2B		C B F B B F X 3-2 ① G4-3 **1-3**			C B B X 2-1 ① F7		B X 1-0 1B	2 1 1 0 0 0 1 2 0 1 0 0 0 0						
Keith Hernandez, L (1, 3) OBP: 0.328, SLG: 0.333 Blaine Beatty, L (7, 1) Julio Machado, R (8, 1) Gary Carter, R (9, PH) OBP: 0.214, SLG: 0.231		B B C X 2-1 ① F9		S C S S 0-3 ② K			B B S B X 3-1 ② F9		X 0-0 ③ G3	3 0 0 0 0 1 2 0 0 0 0 0 0 0 0 0 0 0 0 0 0 1 0 0 0 0 0 1						
Mackey Sasser, L (1, 2) OBP: 0.313, SLG: 0.408 (7, 5)		X 0-0 ② G4-3 **2-3**		F B X 1-1 ③ F9			X 0-0 2B			3 0 1 0 0 0 2						
Mark Carreon, R (1, 7) OBP: 0.314, SLG: 0.434		C B S B F X 2-2 3-H 1B			B S X 1-1 ① G3		C F X 0-2 ③ F8			3 0 1 1 0 0 1						
Kevin Elster, R (1, 6) OBP: 0.289, SLG: 0.360 Dave Magadan, L (7, 3) OBP: 0.371, SLG: 0.405		C X 0-1 ③ G5-3			B B X 2-0 ② G3			X 0-0 ① G3		2 0 0 0 0 0 1 1 0 0 0 0 0 0						
Sid Fernandez, L (1, 1) OBP: 0.194, SLG: 0.200 Wally Whitehurst, R (3, 1) Tom O'Malley, L (5, PH) OBP: 0.250, SLG: 0.250 John Mitchell, R (5, 1) Manny Hernandez, R (6, 1) Tim Teufel, R (7, 4) OBP: 0.339, SLG: 0.312			B B F F S 2-3 ① K		B B C X 2-1 ③ G6-3			B F X 1-1 ② G6-3		1 0 0 0 0 1 0 0 0 0 0 0 0 0 1 0 0 0 0 0 0 0 0 0 0 0 0 0 0 0 0 0 0 0 0 1 0 0 0 0 0 0						
Inning Stats	R: 0 H: 0 E: 0 LOB: 0 K: 1 BB: 0 S: 7 P: 8	R: 1 H: 2 E: 0 LOB: 1 K: 0 BB: 0 S: 10 P: 15	R: 0 H: 0 E: 0 LOB: 0 K: 3 BB: 0 S: 11 P: 15	R: 0 H: 1 E: 0 LOB: 1 K: 1 BB: 0 S: 11 P: 17	R: 0 H: 0 E: 0 LOB: 0 K: 0 BB: 0 S: 5 P: 10	R: 0 H: 0 E: 0 LOB: 0 K: 1 BB: 0 S: 7 P: 11	R: 0 H: 1 E: 0 LOB: 1 K: 0 BB: 0 S: 8 P: 13	R: 0 H: 0 E: 0 LOB: 0 K: 0 BB: 0 S: 6 P: 10	R: 0 H: 1 E: 0 LOB: 1 K: 0 BB: 0 S: 6 P: 9	1B: 3 SF: 0 2B: 2 SAC: 0 3B: 0 DP: 0 HR: 0 HBP: 0						

PITCHER		IP	WLS	BF	H	R	ER	SO	BB	IBB	HBP	BLK	WP	HR	S	P	ERA	WHIP
Pascal Perez, R ERA: 3.32	(1, 1)	7.0	W	25	4	1	1	6	0	0	0	0	0	0	59	89	1.29	0.571
Tim Burke, R ERA: 2.67	(8, 1)	1.0		3	0	0	0	0	0	0	0	0	0	0	6	10	0.00	0.000
Zane Smith, L ERA: 3.49	(9, 1)	1.0		4	1	0	0	0	0	0	0	0	0	0	6	9	0.00	1.000

PITCHER	IP	WLS	BF	H	R	ER	SO	BB	IBB	HBP	BLK	WP	HR	S	P	ERA	WHIP

New York Mets @ Montreal Expos

Olympic Stadium, Montreal, QB

Sat Sep 16 1989, 7:05 PM EDT

Att. 32,228 - Dome - 60 F

TOP

livebaseballscorecards.com

AB	32
R	1
H	5
RBI	1
BB	0
SO	6
LOB	8

Batter	1	2	3	4	5	6	7	8	9	AB	R	H	RBI	BB	SO	LOB
Rex Hudler, R (1, 7) OBP: 0.284, SLG: 0.422 Larry Walker, L (5, PH) OBP: 0.333, SLG: 0.222 (6, 7)	C F B F B F C 2-3 ① K	S L X 0-2 ① P6	B B F F F F X 2-2 ③ 2-H 1B		B B X 2-0 ② G4-3 2-3 3-H		X 0-0 ③ G3-1			3	0	1	0	0	1	0
										2	0	0	1	0	0	2
Marquis Grissom, R (1, 8) OBP: 0.462, SLG: 0.452	B B B C B 4-1 HR BB	F B C S 1-3 ② K		B F B X 2-2 1B	X 0-0 E5 3-H			B C B F B S 3-3 ① K		4	1	1	0	1	2	0
Andres Galarraga, R (1, 3) OBP: 0.327, SLG: 0.434 Tim Raines, S (8, PH) OBP: 0.404, SLG: 0.430 Zane Smith, L (9, 1) OBP: 0.188, SLG: 0.219	B C X 1-1 1-H HR	X 0-0 ③ F8		X 0-0 ① F8	F C S 0-3 ③ K			C B F F X 1-2 ② G3-1		4	1	1	2	0	1	2
										1	0	0	0	0	0	0
										0	0	0	0	0	0	0
Hubie Brooks, R (1, 9) OBP: 0.303, SLG: 0.377 Dave Martinez, L (7, 9) OBP: 0.329, SLG: 0.395	B C S F H 2-2 1B BB 1B HBP		B S C F S 1-3 ① K	C B F S 1-3 ② K		X 0-0 ① G5-3		C B S X 1-2 ③ F8		3	1	0	0	0	2	1
										1	0	0	0	0	0	0
Mike Fitzgerald, R (1, 5) OBP: 0.328, SLG: 0.394	B F B S B F B 4-2 1-2 1B 1B BB		B S B X 2-1 G4-3 1B 1B	F X 0-1 ③ F9		B C S S 1-3 ② K				3	2	1	0	1	1	1
Nelson Santovenia, R (1, 2) OBP: 0.322, SLG: 0.368	B B X 2-0 1-2 2-3 1B 1B		B F B 1 SAFE F B X 3-2 ② G4-3 1-2		B F B B B F B 4-2 1B 1B BB	B B X 2-0 ③ G6-3				3	1	1	0	1	0	1
Junior Noboa, R (1, 4) OBP: 0.421, SLG: 0.389	S B F F S 1-3 ② K		B B B B 4-0 1B 2B BB		S X 0-1 1B 1-2 G4-3 1B		C B F F B X 2-2 ① F9			3	2	1	0	1	1	3
Spike Owen, S (1, 6) OBP: 0.357, SLG: 0.341 Tim Burke, R (8, 1) Wallace Johnson, S (9, 3) OBP: 0.304, SLG: 0.374	C S F B B X 2-2 1-2 2-H 3-H 1B		B B C F X 2-2 1-3 2-H 2B 1B		X 0-0 G4-3 1-3 2-H E 1B		B S B F B X 3-2 ② L8			4	2	3	4	0	0	0
										0	0	0	0	0	0	0
										0	0	0	0	0	0	0
Pascual Perez, R (1, 1) OBP: 0.236, SLG: 0.269 Tim Wallach, R (7, PH) OBP: 0.349, SLG: 0.428 Jeff Huson, L (7, PR) OBP: 0.229, SLG: 0.246 (8, 6)	C S X 0-2 ③ P4		S X 0-1 1-H 3-H 1B 2B		B S B S F B S 3-3 ① K		X 0-0 1B			3	0	1	2	0	1	4
										1	0	1	0	0	0	0
										0	0	0	0	0	0	0
Inning Stats	R: 4 E: 0 K: 2 S: 26 H: 3 LOB: 2 BB: 2 P: 44	R: 0 E: 0 K: 1 S: 7 H: 0 LOB: 0 BB: 0 P: 8	R: 3 E: 0 K: 1 S: 18 H: 4 LOB: 2 BB: 1 P: 32	R: 0 E: 0 K: 1 S: 9 H: 1 LOB: 1 BB: 0 P: 12	R: 3 E: 1 K: 2 S: 14 H: 2 LOB: 1 BB: 1 P: 23	R: 0 E: 0 K: 0 S: 5 H: 0 LOB: 0 BB: 0 P: 8	R: 0 E: 0 K: 0 S: 9 H: 1 LOB: 1 BB: 0 P: 14	R: 0 E: 0 K: 1 S: 10 H: 0 LOB: 0 BB: 0 P: 15		1B: 9 2B: 1 3B: 0 HR: 1 SF: 0 SAC: 0 DP: 0 HBP: 1						

BOTTOM

New York Mets @ Montreal Expos

Olympic Stadium, Montreal, QB

Sat Sep 16 1989, 7:05 PM EDT

Att. 32,228 - Dome - 60 F

livebaseballscorecards.com

AB	35
R	10
H	11
RBI	9
BB	4
SO	9
LOB	14

WP: 0 PB: 0 SB: 0 CS: 0 PA: 40

PITCHER		IP	WLS	BF	H	R	ER	SO	BB	IBB	HBP	BLK	WP	HR	S	P	ERA	WHIP
Sid Fernandez, L ERA: 3.07	(1, 1)	2.2	L	18	6	7	7	4	3	0	1	0	0	1	47	78	23.62	3.375
Wally Whitehurst, R ERA: 7.27	(3, 1)	1.1		5	2	0	0	1	0	0	0	0	0	0	13	18	0.00	1.500
John Mitchell, R ERA: 6.0	(5, 1)	1.0		7	2	3	2	2	1	0	0	0	0	0	14	23	18.00	3.000
Manny Hernandez, R ERA:	(6, 1)	1.0		3	0	0	0	1	0	0	0	0	0	0	5	8	0.00	0.000
Blaine Beatty, L ERA:	(7, 1)	1.0		4	1	0	0	0	0	0	0	0	0	0	9	14	0.00	1.000

PITCHER		IP	WLS	BF	H	R	ER	SO	BB	IBB	HBP	BLK	WP	HR	S	P	ERA	WHIP
Julio Machado, R ERA: 1.93	(8, 1)	1.0		3	0	0	0	1	0	0	0	0	0	0	10	15	0.00	0.000

Batter	1	2	3	4	5	6	7	8	9	AB	R	H	RBI	BB	SO	LOB
Keith Miller, R (1, 9) OBP: 0.243, SLG: 0.283	B C S C 1-3 ① K		B B X 2-0 2B			C X 0-1 ① P4		L 1 SAFE 1 SAFE 1 SAFE B X 1-1 ① SH1-4 1-2		3	0	1	0	0	1	0
Gregg Jefferies, S (1, 4) OBP: 0.310, SLG: 0.374	C B B B S X 3-2 ② G4-3		B B C B F X 3-2 ② L4			B B B B 4-0 E S BB		B X 1-0 ② P3		3	0	0	0	1	0	3
Juan Samuel, R (1, 8) OBP: 0.307, SLG: 0.341	F C B S 1-3 ③ K		B F C S 1-3 ③ K			B C 1 SAFE F F X 1-2 ② P6		B S S X 1-2 ③ G1-3		4	0	0	0	0	2	4
Howard Johnson, S (1, 5) OBP: 0.365, SLG: 0.571		X 0-0 ① L6		S S B B S 2-3 ① K		F 1 SAFE F 1 SAFE B B B B 4-2 1-3 BB			C X 0-1 ① P2	3	0	0	0	1	1	0
Tim Teufel, R (1, 3) OBP: 0.338, SLG: 0.311		X 0-0 ② G5-3		B X 1-0 ② G5-3		B C S S 1-3 ③ K			B C X 1-1 ① BB 1B	4	0	1	0	0	1	2
Gary Carter, R (1, 2) OBP: 0.215, SLG: 0.231		B B X 2-0 BB 1B		B S B B C S 3-3 ③ K			C C C 0-3 ① K		B F B S B X 3-2 ② L7	4	0	1	0	0	2	1
Mark Carreon, R (1, 7) OBP: 0.321, SLG: 0.426		B B B C B 4-1 FC6-4 1-2 BB			S S B X 1-2 ① F7		F B B S S 2-3 ② K		F B F B B B 4-2 1-2 BB	2	0	0	0	2	1	0
Kevin Elster, R (1, 6) OBP: 0.287, SLG: 0.356		C X 0-1 ③ FC6-4 1-2f			B X 1-0 ② G5-3		X 0-0 ③ F8		C F X 0-2 ③ F9	4	0	0	0	0	0	4
Ron Darling, R (1, 1) OBP: 0.155, SLG: 0.232 Phil Lombardi, R (8, PH) OBP: 0.273, SLG: 0.300 Lou Thornton, L (8, PR) Randy Myers, L (8, 1)			C C S 0-3 ① K		X 0-0 ③ P3			C B S B B B 4-2 SH1-4 BB		2 0 0 0	0 0 0 0	0 0 0 0	0 0 0 0	0 1 0 0	1 0 0 0	0 0 0 0
Inning Stats	R: 0 E: 0 K: 2 S: 9 H: 0 LOB: 0 BB: 0 P: 14	R: 0 E: 0 K: 0 S: 6 H: 1 LOB: 2 BB: 1 P: 12	R: 0 E: 0 K: 2 S: 10 H: 1 LOB: 1 BB: 0 P: 16	R: 0 E: 0 K: 2 S: 7 H: 0 LOB: 0 BB: 0 P: 13	R: 0 E: 0 K: 0 S: 5 H: 0 LOB: 0 BB: 0 P: 7	R: 0 E: 0 K: 1 S: 11 H: 0 LOB: 2 BB: 2 P: 21	R: 0 E: 0 K: 2 S: 7 H: 0 LOB: 0 BB: 0 P: 9	R: 0 E: 0 K: 0 S: 8 H: 0 LOB: 2 BB: 1 P: 15	R: 0 E: 0 K: 0 S: 12 H: 1 LOB: 2 BB: 1 P: 20	1B: 2 2B: 1 3B: 0 HR: 0 SF: 0 SAC: 1 DP: 0 HBP: 0						

PITCHER	IP	WLS	BF	H	R	ER	SO	BB	IBB	HBP	BLK	WP	HR	S	P	ERA	WHIP
Mark Langston, L (1, 1) ERA: 2.78	9.0	W	35	3	0	0	9	5	0	0	0	0	0	75	127	0.00	0.889

PITCHER	IP	WLS	BF	H	R	ER	SO	BB	IBB	HBP	BLK	WP	HR	S	P	ERA	WHIP

TOP

New York Mets @ Montreal Expos

Olympic Stadium, Montreal, QB

Sun Sep 17 1989, 3:33 AM EDT

Att. 32,811 - Dome - 60 F

livebaseballscorecards.com

AB	29
R	0
H	3
RBI	0
BB	5
SO	9
LOB	14

WP: 0 PB: 0 SB: 1 CS: 0 PA: 35

Batter	1	2	3	4	5	6	7	8	9	AB	R	H	RBI	BB	SO	LOB
Tim Raines, S (1, 7) OBP: 0.404, SLG: 0.433	B B X 2-0 G4-3 ①		B X 1-0 FC3-6 ② 1-2f 2-3		B F B S B X 3-2 G1-3 2-H 1B			C B B X 2-1 2B		4	0	2	1	0	0	2
Dave Martinez, L (1, 8) (9, 9) OBP: 0.325, SLG: 0.391	X 0-0 B3 ②		C 1 SAFE S S 0-3 K2-3 ③		B 1 SAFE 1 SAFE X 1-0 G1-3 ② 1-2			C C S 0-3 K ①		4	0	0	0	0	2	4
Larry Walker, L (1, 9) OBP: 0.311, SLG: 0.205 Hubie Brooks, R (8, PH) OBP: 0.302, SLG: 0.376 Marquis Grissom, R (9, 8) OBP: 0.462, SLG: 0.452	X 0-0 G4-3 ③			B X 1-0 G3 ①	S B F F C 1-3 K ③			B B B C C S 3-3 K ②		3 1 0	0 0 0	0 0 0	0 0 0	0 0 0	1 1 0	1 1 0
Andres Galarraga, R (1, 3) OBP: 0.326, SLG: 0.431		C B F B S 2-3 K ①		C B X 1-1 G5-3 ②		S B F B X 2-2 G6-3 ①		I I I I 4-0 IBB		3	0	0	0	1	1	0
Nelson Santovenia, R (1, 2) OBP: 0.321, SLG: 0.366		B B X 2-0 G6-3 ②		B S X 1-1 1B 1B		F B B B X 3-1 G6-3 ②		B C B X 2-1 L4 ③		4	0	1	0	0	0	2
Tom Foley, L (1, 5) OBP: 0.306, SLG: 0.342		X 0-0 G4-3 ③		C X 0-1 1-2 1B		B C C B X 2-2 F7 ③				3	0	1	0	0	0	0
Junior Noboa, R (1, 4) OBP: 0.364, SLG: 0.333			B F B B F C 3-3 K ①	X 0-0 G1-3 ③			C X 0-1 G1-3 ①			3	0	0	0	0	1	2
Spike Owen, S (1, 6) OBP: 0.359, SLG: 0.343			F C X 0-2 FC3-6 1B 1B		X 0-0 SH3-4 1B 1B		C C B B X 2-2 G3 ②			3	1	2	0	0	0	0
Mark Langston, R (1, 1) OBP: 0.180, SLG: 0.217			B F 1 SAFE X 1-1 FC3-6 1-2 1B		X 0-0 SH3-4 ① 1-2		X 0-0 F7 ③			2	0	1	0	0	0	0
Inning Stats	R: 0 E: 0 K: 0 S: 3 H: 0 LOB: 0 BB: 0 P: 5	R: 0 E: 0 K: 1 S: 5 H: 0 LOB: 0 BB: 0 P: 9	R: 0 E: 0 K: 2 S: 12 H: 2 LOB: 2 BB: 0 P: 17	R: 0 E: 0 K: 0 S: 8 H: 2 LOB: 2 BB: 0 P: 11	R: 1 E: 0 K: 1 S: 10 H: 2 LOB: 1 BB: 0 P: 15	R: 0 E: 0 K: 0 S: 8 H: 0 LOB: 0 BB: 0 P: 15	R: 0 E: 0 K: 0 S: 6 H: 0 LOB: 0 BB: 0 P: 8	R: 0 E: 0 K: 2 S: 10 H: 1 LOB: 2 BB: 1 P: 21		1B: 6 2B: 1 3B: 0 HR: 0 SF: 0 SAC: 1 DP: 0 HBP: 0						

PITCHER		IP	WLS	BF	H	R	ER	SO	BB	IBB	HBP	BLK	WP	HR	S	P	ERA	WHIP
Ron Darling, R ERA: 3.51	(1, 1)	7.0	L	27	6	1	1	4	0	0	0	0	0	0	52	80	1.29	0.857
Randy Myers, L ERA: 2.03	(8, 1)	1.0		5	1	0	0	2	0	1	0	0	0	0	10	21	0.00	1.000

PITCHER	IP	WLS	BF	H	R	ER	SO	BB	IBB	HBP	BLK	WP	HR	S	P	ERA	WHIP

BOTTOM

New York Mets @ Montreal Expos

Olympic Stadium, Montreal, QB

Sun Sep 17 1989, 3:33 AM EDT
Att. 32,811 - Dome - 60 F

livebaseballscorecards.com

AB	30
R	1
H	7
RBI	1
BB	1
SO	6
LOB	12

Batter	1	2	3	4	5	6	7	8	9	AB	R	H	RBI	BB	SO	LOB
Milt Thompson, L (1, 8) OBP: 0.344, SLG: 0.397	G3	2B			F8		SH5-4 HBP		K	4	0	1	2	0	1	0
Ozzie Smith, S (1, 6) OBP: 0.338, SLG: 0.369	G5-3 BB	BB			G4-3 1B		SH5-4		G6-3	2	0	1	0	2	0	0
Denny Walling, L (1, 5) OBP: 0.410, SLG: 0.455	G5-3	P9			G4-3		K		1B	3	0	0	0	0	0	5
Terry Pendleton, S (7, PH) OBP: 0.311, SLG: 0.388									1B	2	0	1	0	0	1	2
Pedro Guerrero, R (1, 3) OBP: 0.384, SLG: 0.476	P8		L5		G5-3		IBB		FC4-6 1B	4	0	1	0	1	0	2
Jim Lindeman, R (9, PR) OBP: 0.167, SLG: 0.136										0	0	0	0	0	0	0
John Morris, L (1, 7) OBP: 0.277, SLG: 0.352		G6-3	G6-3			G3	K		FC4-6	3	0	0	0	0	0	0
Todd Zeile, R (7, PH) OBP: 0.305, SLG: 0.320										1	0	0	0	0	1	3
Vince Coleman, S (7, 7) OBP: 0.321, SLG: 0.342										1	0	0	0	0	0	2
José Oquendo, S (1, 4) OBP: 0.375, SLG: 0.375		1B BB FC1-2 BB	L7			2B 1B		G6-4-3 1B		3	0	2	0	1	0	0
Tom Brunansky, R (1, 9) OBP: 0.315, SLG: 0.418		FC1-2 1B 2B BB		K		F7		G6-4-3		3	1	0	0	1	1	2
Tony Peña, R (1, 2) OBP: 0.318, SLG: 0.337		FC1-2 2B 1B	G6-3			2B		HR		4	2	3	1	0	0	0
Jose DeLeon, R (1, 1) OBP: 0.123, SLG: 0.101		FC1-2 2B	G6-3				SH5-4 HBP 1B		K	4	0	1	0	0	1	3
Ken Dayley, L (8, 1)										0	0	0	0	0	0	0
Scott Terry, R (8, 1) OBP: 0.191, SLG: 0.311										0	0	0	0	0	0	0
Inning Stats	R: 0 E: 0 K: 0 S: 11 H: 0 LOB: 1 BB: 1 P: 19	R: 2 E: 0 K: 0 S: 19 H: 2 LOB: 3 BB: 3 P: 33	R: 0 E: 0 K: 0 S: 5 H: 0 LOB: 0 BB: 0 P: 9	R: 0 E: 0 K: 1 S: 8 H: 0 LOB: 0 BB: 0 P: 12	R: 0 E: 0 K: 0 S: 7 H: 1 LOB: 1 BB: 0 P: 7	R: 0 E: 0 K: 0 S: 6 H: 2 LOB: 1 BB: 0 P: 9	R: 0 E: 0 K: 2 S: 13 H: 1 LOB: 3 BB: 1 P: 25	R: 1 E: 0 K: 1 S: 7 H: 2 LOB: 0 BB: 0 P: 12	R: 0 E: 0 K: 1 S: 11 H: 2 LOB: 2 BB: 0 P: 17	1B: 7 2B: 2 3B: 0 HR: 1	SF: 0 SAC: 1 DP: 1 HBP: 1						

TOP

St. Louis Cardinals @ Montreal Expos

Olympic Stadium, Montreal, QB

Mon Sep 18 1989, 7:05 PM EDT

Att. 14,644 - Dome

livebaseballscorecards.com

AB	34
R	3
H	10
RBI	3
BB	5
SO	5
LOB	19

PITCHER		IP	WLS	BF	H	R	ER	SO	BB	IBB	HBP	BLK	WP	HR	S	P	ERA	WHIP
Bryn Smith, R ERA: 2.68	(1, 1)	6.0	L	28	6	2	2	1	4	0	1	0	0	0	60	96	3.00	1.667
John Candelaria, L ERA: 4.8	(7, 1)	2.0		8	2	1	1	3	0	1	0	0	0	1	16	30	4.50	1.000
Zane Smith, L ERA: 3.47	(9, 1)	1.0		5	2	0	0	1	0	0	0	0	0	0	11	17	0.00	2.000

PITCHER	IP	WLS	BF	H	R	ER	SO	BB	IBB	HBP	BLK	WP	HR	S	P	ERA	WHIP

WP: 0	PA: 41
PB: 0	
SB: 0	
CS: 0	

BOTTOM

St. Louis Cardinals @ Montreal Expos

Olympic Stadium, Montreal, QB

Mon Sep 18 1989, 7:05 PM EDT

Att. 14,644 - Dome

livebaseballscorecards.com

Batter	1	2	3	4	5	6	7	8	9	AB	R	H	RBI	BB	SO	LOB
Tim Raines, S (1, 7) OBP: 0.401, SLG: 0.429	G4-3		P6			G4-3		F9		4	0	0	0	0	0	3
Dave Martinez, L (1, 8) OBP: 0.325, SLG: 0.388 Hubie Brooks, R (8, PH) OBP: 0.302, SLG: 0.375 Marquis Grissom, R (8, PR) OBP: 0.462, SLG: 0.452 (9, 8)	S, BB			P4		F8		FC5, 1B 1-2 2-3f 3-H		2 1 0	0 0 0	0 1 0	0 1 0	1 0 0	0 0 0	0 2 0
Wallace Johnson, S (1, 3) OBP: 0.319, SLG: 0.382	G6-4-3, BB 1-2			1B		G4-3		1B 1-3 2-H		3	0	2	1	1	0	0
Tim Wallach, R (1, 5) OBP: 0.347, SLG: 0.425 Zane Smith, L (9, 1) OBP: 0.188, SLG: 0.219	G6-4-3 1-2f			K			P4	G1-3		4 0	0 0	0 0	0 0	0 0	1 0	5 0
Larry Walker, L (1, 9) OBP: 0.286, SLG: 0.186		L8		K			K		G1-3	4	0	0	0	0	2	1
Mike Fitzgerald, R (1, 2) OBP: 0.324, SLG: 0.388		F7			G2-3		G5-3		L1	4	0	0	0	0	0	0
Tom Foley, L (1, 4) OBP: 0.308, SLG: 0.340 (9, 5)		P4			BB			BB, 1B FC5	G6-3	2	1	0	0	2	0	0
Spike Owen, S (1, 6) OBP: 0.359, SLG: 0.343			F9		K			FC5, BB 1-2		3	0	1	0	0	1	1
Bryn Smith, R (1, 1) OBP: 0.152, SLG: 0.083 John Candelaria, L (7, 1) Jim Dwyer, L (8, PH) OBP: 0.387, SLG: 0.398 Otis Nixon, S (8, PR) OBP: 0.307, SLG: 0.261 Junior Noboa, R (9, 4) OBP: 0.364, SLG: 0.333			P6		K			FC5 1-2 2-3		2 0 0 0 0 0	0 0 0 0 1 0	0 0 0 0 0 0	0 0 0 0 0 0	0 0 1 0 0 0	1 0 0 0 0 0	1 0 0 0 0 0
Inning Stats	R: 0 E: 0 K: 0 S: 9 H: 0 LOB: 1 BB: 2 P: 20	R: 0 E: 0 K: 0 S: 7 H: 0 LOB: 0 BB: 0 P: 12	R: 0 E: 0 K: 0 S: 10 H: 0 LOB: 0 BB: 0 P: 18	R: 0 E: 0 K: 2 S: 11 H: 1 LOB: 1 BB: 0 P: 16	R: 0 E: 0 K: 2 S: 8 H: 0 LOB: 1 BB: 1 P: 12	R: 0 E: 0 K: 0 S: 5 H: 0 LOB: 0 BB: 0 P: 8	R: 0 E: 0 K: 1 S: 10 H: 0 LOB: 0 BB: 0 P: 17	R: 2 E: 0 K: 0 S: 16 H: 2 LOB: 2 BB: 2 P: 33	R: 0 E: 0 K: 0 S: 7 H: 0 LOB: 0 BB: 0 P: 10	1B: 3 2B: 0 3B: 0 HR: 0 SF: 0 SAC: 0 DP: 1 HBP: 0						

AB	29
R	2
H	3
RBI	2
BB	5
SO	5
LOB	13

WP: 0 PB: 0 SB: 1 CS: 0 PA: 34

PITCHER		IP	WLS	BF	H	R	ER	SO	BB	IBB	HBP	BLK	WP	HR	S	P	ERA	WHIP
Jose DeLeon, R ERA: 2.93	(1, 1)	7.0	W	27	2	2	2	5	5	0	0	0	0	0	66	120	2.57	1.000
Ken Dayley, L ERA: 2.97	(8, 1)	0.1		1	0	0	0	0	0	0	0	0	0	0	2	4	0.00	0.000
Scott Terry, R ERA: 3.68	(8, 1)	1.2	S	6	1	0	0	0	0	0	0	0	0	0	15	22	0.00	0.600

PITCHER	IP	WLS	BF	H	R	ER	SO	BB	IBB	HBP	BLK	WP	HR	S	P	ERA	WHIP

Batter	1	2	3	4	5	6	7	8	9	AB	R	H	RBI	BB	SO	LOB
Milt Thompson, L (1, 8) OBP: 0.342, SLG: 0.395	X 0-0 ① F7		C B F B B F X 3-2 ② F6		B B C X 2-1 ① 6-3	X 0-0 1-2 1B			X 0-0 ① 4-3	5	0	1	0	0	0	0
Ozzie Smith, S (1, 6) OBP: 0.337, SLG: 0.367	B C B S F S 2-3 ② K		C B S X 1-2 ③ F7		L S C 0-3 ② K	B B F F X 2-2 ③ G3			B B C B X 3-1 ② 1B	5	0	1	0	0	2	2
José Oquendo, S (1, 4) OBP: 0.377, SLG: 0.376	B F B F B B 4-2 1B BB			B S F X 1-2 ① F7	F X 0-1 BB 1B		F B B B C S 3-3 ① K		F B B F F X 2-2 BLK 1B	4	0	2	0	1	1	0
Pedro Guerrero, R (1, 3) OBP: 0.388, SLG: 0.483 Jim Lindeman, R (9, PR) OBP: 0.167, SLG: 0.136 (9, 3)	C B B X 2-1 1-2 1B			B B B X 3-0 HR	B B B C B 4-1 1-2 BB		F S B B B C 3-3 ② K		B I I I 4-0 1-2 IBB	3 0	1 0	2 0	1 0	2 0	1 0	0 0
Denny Walling, L (1, 7) OBP: 0.402, SLG: 0.435 Vince Coleman, S (7, 7) OBP: 0.320, SLG: 0.342	C B B B C B F C 3-3 ③ K			S B B B B 4-1 1B 1B BB	X 0-0 ③ 4-3		X 0-0 ③ G3		F B F S 1-3 ③ K	3 1	1 0	0 0	0 0	1 0	1 1	4 2
Terry Pendleton, S (1, 5) OBP: 0.311, SLG: 0.387		C B C B F X 2-2 ① 1-3		F F P 1 SAFE X 1-2 1B 1B 1B		B X 1-0 ① F7		B C F B S 2-3 ① K		4	1	1	0	0	1	0
Tom Brunansky, R (1, 9) OBP: 0.318, SLG: 0.425		B B F B S X 3-2 ② F7		X 0-0 1-3 2-H CS 1B		B B B B 4-0 1B CS BB		B X 1-0 HR		3	1	2	2	1	0	0
Todd Zeile, R (1, 2) OBP: 0.317, SLG: 0.333		X 0-0 ③ F9		C B F B B 1 SAFE X 3-2 ② 1-2 3-H 1B		1 SAFE B S 1 B B F F F 3-2 X 1-3 WP CS 1B 1B		B C F F F X 1-2 ② 4-3		4	1	2	1	0	0	0
Bob Tewksbury, R (1, 1) OBP: 0.200, SLG: 0.200			C S S 0-3 ① K	X 0-0 ③ B3		P P S B X 3-1 ② 1-H 3-H 1B		B S S S 1-3 ③ K		4	0	1	1	0	2	1
Inning Stats	R: 0 E: 0 K: 2 S: 13 H: 1 LOB: 2 BB: 1 P: 24	R: 0 E: 0 K: 0 S: 8 H: 0 LOB: 0 BB: 0 P: 13	R: 0 E: 0 K: 1 S: 10 H: 0 LOB: 0 BB: 0 P: 14	R: 3 E: 0 K: 0 S: 14 H: 4 LOB: 1 BB: 1 P: 25	R: 0 E: 0 K: 1 S: 9 H: 1 LOB: 2 BB: 1 P: 15	R: 1 E: 0 K: 0 S: 14 H: 3 LOB: 2 BB: 1 P: 25	R: 0 E: 0 K: 2 S: 7 H: 0 LOB: 0 BB: 0 P: 13	R: 1 E: 0 K: 2 S: 12 H: 1 LOB: 0 BB: 0 P: 17	R: 0 E: 0 K: 1 S: 10 H: 2 LOB: 2 BB: 1 P: 20	1B: 10 2B: 0 3B: 0 HR: 2 SF: 0 SAC: 0 DP: 0 HBP: 0							

TOP

St. Louis Cardinals @ Montreal Expos

Olympic Stadium, Montreal, QB

Tue Sep 19 1989, 7:05 PM EDT

Att. 8,740 - Dome

livebaseballscorecards.com

AB	36
R	5
H	12
RBI	5
BB	5
SO	9
LOB	9

WP: 1 PB: 0 SB: 0 CS: 3 PA: 41

PITCHER		IP	WLS	BF	H	R	ER	SO	BB	IBB	HBP	BLK	WP	HR	S	P	ERA	WHIP
Mark Gardner, R ERA: 4.26	(1, 1)	5.0	L	23	6	3	3	4	3	0	0	0	0	1	54	91	5.40	1.800
Andy McGaffigan, R ERA: 4.04	(6, 1)	0.2		4	2	1	1	0	1	0	0	0	1	0	10	19	13.50	4.500
Joe Hesketh, L ERA: 6.29	(6, 1)	2.1		9	2	1	1	4	0	0	0	0	0	1	23	36	3.86	0.857
Rich Thompson, R ERA: 1.21	(9, 1)	1.0		5	2	0	0	1	0	1	0	1	0	0	10	20	0.00	2.000

PITCHER	IP	WLS	BF	H	R	ER	SO	BB	IBB	HBP	BLK	WP	HR	S	P	ERA	WHIP

Batter	1	2	3	4	5	6	7	8	9	AB	R	H	RBI	BB	SO	LOB
Tim Raines, S (1, 7) OBP: 0.399, SLG: 0.426	B C C F B F S 2-3 K ①		B B X 2-0 4-3 ①		B F F B F X 2-2 F8 ③			F B F X 1-2 1-3 ②		4	0	0	0	0	1	1
Dave Martinez, L (1, 8) OBP: 0.324, SLG: 0.387	C B X 1-1 G3 ②		C C C X 1-2 4-3 ②			C B B X 2-1 FC5-4 1B		X 0-0 F9 ③		4	0	1	0	0	0	0
Andres Galarraga, R (1, 3) OBP: 0.326, SLG: 0.429	X 0-0 6-3 ③		X 0-0 6-3 ③			F 1 SAFE X 0-1 FC5-4 BB 1-2f ①			S F F H 1-2 G5-4-3 HBP	3	0	0	0	0	0	1
Hubie Brooks, R (1, 9) OBP: 0.301, SLG: 0.373		C S B S 1-3 K ①		S F B F X 1-2 F9 ①		1 SAFE B F B B 1 SAFE B 4-1 G6-4-3 BB 1-2			F B X 1-1 G5-4-3 1-2f ①②	3	0	0	0	1	1	1
Tim Wallach, R (1, 5) OBP: 0.347, SLG: 0.425		X 0-0 1B 2B		X 0-0 4-3 ②		X 0-0 G6-4-3 1-2f ②③			B C B B X 3-1 P5 ③	4	0	1	0	0	0	2
Nelson Santovenia, R (1, 2) OBP: 0.318, SLG: 0.362		B X 1-0 F9 ②		B B C S X 2-2 L9 ③			B C X 1-1 F4 ①			3	0	0	0	0	0	1
Junior Noboa, R (1, 4) OBP: 0.400, SLG: 0.375		C X 0-1 FC5 2-3 1B			X 0-0 1B		C X 0-1 F9 ②			3	0	2	0	0	0	0
Jeff Huson, L (1, 6) OBP: 0.233, SLG: 0.239		I I I I 4-0 IBB			1 SAFE C 1 SAFE F 1 SAFE S 0-3 K ①		B X 1-0 6-3 ③			2	0	0	0	1	1	1
Mark Gardner, R (1, 1) Mike Aldrete, L (5, PH) OBP: 0.311, SLG: 0.315 Andy McGaffigan, R (6, 1) OBP: 1.000, SLG: 1.000 Joe Hesketh, R (6, 1) OBP: 1.000, SLG: 1.000 Larry Walker, L (8, PH) OBP: 0.280, SLG: 0.182 Rich Thompson, R (9, 1)		F S X 0-2 FC5 2-3f ③			B B C X 2-1 F7 ②			F F C 0-3 K ①		1 1 0 0 1 0	0 0 0 0 0 0	0 0 0 0 0 0	0 0 0 0 0 0	0 0 0 0 1 0	0 0 0 0 0 0	3 1 0 0 0 0
Inning Stats	R: 0 H: 0 E: 0 LOB: 0 K: 1 BB: 0 S: 8 P: 11	R: 0 H: 2 E: 0 LOB: 3 K: 1 BB: 1 S: 10 P: 16	R: 0 H: 0 E: 0 LOB: 0 K: 0 BB: 0 S: 5 P: 8	R: 0 H: 0 E: 0 LOB: 0 K: 0 BB: 0 S: 8 P: 11	R: 0 H: 1 E: 0 LOB: 1 K: 1 BB: 0 S: 10 P: 14	R: 0 H: 1 E: 0 LOB: 1 K: 0 BB: 1 S: 6 P: 12	R: 0 H: 0 E: 0 LOB: 0 K: 0 BB: 0 S: 5 P: 7	R: 0 H: 0 E: 0 LOB: 0 K: 1 BB: 0 S: 7 P: 8	R: 0 H: 0 E: 0 LOB: 0 K: 0 BB: 0 S: 7 P: 12	1B: 3 2B: 1 3B: 0 HR: 0	SF: 0 SAC: 0 DP: 2 HBP: 1					

PITCHER	IP	WLS	BF	H	R	ER	SO	BB	IBB	HBP	BLK	WP	HR	S	P	ERA	WHIP
Bob Tewksbury, R (1, 1) ERA: 2.41	9.0	W	32	4	0	0	4	1	1	1	0	0	0	66	99	0.00	0.556

PITCHER	IP	WLS	BF	H	R	ER	SO	BB	IBB	HBP	BLK	WP	HR	S	P	ERA	WHIP

BOTTOM

St. Louis Cardinals @ Montreal Expos

Olympic Stadium, Montreal, QB

Tue Sep 19 1989, 7:05 PM EDT

Att. 8,740 - Dome

livebaseballscorecards.com

AB	29
R	0
H	4
RBI	0
BB	2
SO	4
LOB	11

1B: 3	SF: 0	WP: 0	PA: 32
2B: 1	SAC: 0	PB: 0	
3B: 0	DP: 2	SB: 0	
HR: 0	HBP: 1	CS: 0	

Batter	1	2	3	4	5	6	7	8	9	AB	R	H	RBI	BB	SO	LOB
Tim Raines, S (1, 7) OBP: 0.396, SLG: 0.422	G1-3		L8			G5-3		L5		4	0	0	0	0	0	0
Rex Hudler, R (1, 4) OBP: 0.283, SLG: 0.417	G6-3			K		1B		G6-3		4	0	1	0	0	1	0
Andres Galarraga, R (1, 3) OBP: 0.327, SLG: 0.431	K			F8		1B		2B		4	0	2	0	0	1	0
Hubie Brooks, R (1, 9) OBP: 0.303, SLG: 0.376		G4-3 2B		1B		K		F9		4	0	2	0	0	1	3
Tim Wallach, R (1, 5) OBP: 0.345, SLG: 0.423		G4-3		G5-3			G3		G6-3	3	0	0	0	0	0	2
Mike Fitzgerald, R (7, 5) OBP: 0.323, SLG: 0.387		2-3								1	0	0	0	0	0	0
Marquis Grissom, R (1, 8) OBP: 0.464, SLG: 0.444		K			F9		2B 1B		FC5-4 BB	3	1	1	0	1	1	1
Nelson Santovenia, R (1, 2) OBP: 0.317, SLG: 0.364		K			L1-3		1-H 2B		F7	4	0	1	1	0	1	2
Spike Owen, S (1, 6) OBP: 0.357, SLG: 0.341			K		L5		F7		FC5-4	3	0	0	0	0	1	1
Junior Noboa, R (7, 6) OBP: 0.385, SLG: 0.360									1-2f	1	0	0	0	0	0	1
Kevin Gross, R (1, 1) OBP: 0.214, SLG: 0.172			K			G4-3	F8			1	0	0	0	0	1	0
John Candelaria, L (4, 1)										0	0	0	0	0	0	0
Otis Nixon, S (6, PH) OBP: 0.306, SLG: 0.260										1	0	0	0	0	0	0
Andy McGaffigan, R (6, 1) OBP: 1.000, SLG: 1.000										0	0	0	0	0	0	0
Jim Dwyer, L (7, PH) OBP: 0.385, SLG: 0.397										1	0	0	0	0	0	1
Rich Thompson, R (7, 1)										0	0	0	0	0	0	0
Inning Stats	R: 0 E: 0 K: 1 S: 9 H: 0 LOB: 0 BB: 0 P: 14	R: 0 E: 0 K: 2 S: 10 H: 1 LOB: 1 BB: 0 P: 13	R: 0 E: 0 K: 2 S: 11 H: 0 LOB: 0 BB: 0 P: 14	R: 0 E: 0 K: 1 S: 10 H: 1 LOB: 1 BB: 0 P: 14	R: 0 E: 0 K: 0 S: 6 H: 0 LOB: 0 BB: 0 P: 8	R: 0 E: 0 K: 1 S: 8 H: 2 LOB: 2 BB: 0 P: 13	R: 1 E: 0 K: 0 S: 6 H: 2 LOB: 1 BB: 0 P: 12	R: 0 E: 0 K: 0 S: 11 H: 1 LOB: 1 BB: 0 P: 17	R: 0 E: 0 K: 0 S: 7 H: 0 LOB: 1 BB: 1 P: 13	1B: 4 2B: 3 3B: 0 HR: 0 SF: 0 SAC: 0 DP: 0 HBP: 0	WP: 0 PB: 0 SB: 0 CS: 0 PA: 35					

PITCHER		IP	WLS	BF	H	R	ER	SO	BB	IBB	HBP	BLK	WP	HR	S	P	ERA	WHIP
Neal Heaton, L ERA: 3.13	(1, 1)	6.0	W	22	4	0	0	7	0	0	0	0	0	0	54	76	0.00	0.667
Doug Bair, R ERA: 2.36	(7, 1)	2.0		9	3	1	1	0	0	0	0	0	0	0	17	29	4.50	1.500
Dorn Taylor, R ERA: 6.23	(9, 1)	1.0		4	0	0	0	0	1	0	0	0	0	0	7	13	0.00	1.000

PITCHER	IP	WLS	BF	H	R	ER	SO	BB	IBB	HBP	BLK	WP	HR	S	P	ERA	WHIP

TOP

Montreal Expos @ Pittsburgh Pirates

Three Rivers Stadium, Pittsburgh, PA

Wed Sep 20 1989, 7:05 PM EDT

Att. 11,926 - Unknown - 73 F

livebaseballscorecards.com

AB	34
R	1
H	7
RBI	1
BB	1
SO	7
LOB	11

Montreal Expos @ Pittsburgh Pirates

Three Rivers Stadium, Pittsburgh, PA

Wed Sep 20 1989, 7:05 PM EDT

Att. 11,926 - Unknown - 73 F

BOTTOM

livebaseballscorecards.com

Batter	1	2	3	4	5	6	7	8	9	AB	R	H	RBI	BB	SO	LOB
Barry Bonds, L (1, 7) OBP: 0.357, SLG: 0.431 Dorn Taylor, R (9, 1)	F B B X 2-1 S 1B 2B	S T B S 1-3 ② K		S B X 1-1 SF7 2-H 3-H 3B		C X 0-1 ① G4-3		B B C F B S 3-3 ① K		5 0	2 0	2 0	2 0	0 0	2 0	0 0
Jay Bell, R (1, 6) OBP: 0.301, SLG: 0.342	B S B C X 2-2 1B HR 2-H 1B	C B X 1-1 ③ G4-3		X 0-0 ② SF7 3-H		C C B X 1-2 3B 2B		B X 1-0 G6-3 1B		4	2	3	2	0	0	0
Andy Van Slyke, L (1, 8) OBP: 0.317, SLG: 0.388	C X 0-1 HR 1-3 1B	C B C F B S 2-3 ① K	C C B B B 4-2 BB			B B F C F F X 2-2 2-H 3B		B C F X 1-2 ②③ G6-3 1-2f		4	1	2	1	1	1	1
Bobby Bonilla, S (1, 3) OBP: 0.348, SLG: 0.482	S S B B X 2-2 1-H 3-H HR	X 0-0 1B	X 0-0 ③ F3			B B X 2-0 ② P2				4	1	2	3	0	0	2
R.J. Reynolds, S (1, 9) OBP: 0.344, SLG: 0.391	B F S T B B B 4-2 L9 S G6-3 BB	B B X 2-0 ② F9		C B C X 1-2 ① G5-3		B B B C X 3-1 ③ G4-3				3	1	0	0	1	0	2
Jeff King, R (1, 5) OBP: 0.259, SLG: 0.368	F 1 SAFE C X 0-2 ① L9 1-3	F F B B B F C 3-3 ③ K		F X 0-1 2B			F F C 0-3 ① K			4	0	1	0	0	2	2
Michael LaValliere, L (1, 2) OBP: 0.424, SLG: 0.382 Dann Bilardello, R (7, PR) OBP: 0.242, SLG: 0.359 (8, 2)	X 0-0 ② G6-3 3-H			B B B B 4-0 2B 3B BB	B C F S 1-3 ② K		B B F B B 4-1 BB			2 0	1 0	0 0	1 0	2 0	1 0	1 0
Jose Lind, R (1, 4) OBP: 0.275, SLG: 0.284 Rafael Belliard, R (8, 4) OBP: 0.258, SLG: 0.245	C B B X 2-1 ③ F4			X 0-0 1-3 3B 2B	4-0 IBB		X 0-0 ② F8			3 0	1 0	1 0	0 0	1 0	0 0	1 0
Neal Heaton, L (1, 1) OBP: 0.237, SLG: 0.237 Doug Bair, R (7, 1) OBP: 0.200, SLG: 0.400 Albert Hall, S (9, 7) OBP: 0.160, SLG: 0.292		F F X 0-2 ① G3		C F B C 1-3 ① K	X 0-0 ③ G2-3		S S B S 1-3 ③ K			3 1 0	0 0 0	0 0 0	0 0 0	0 0 0	1 1 0	4 1 0
Inning Stats	R: 5 H: 4 E: 0 LOB: 0 K: 0 BB: 1 S: 19 P: 31	R: 0 H: 0 E: 0 LOB: 0 K: 1 BB: 0 S: 8 P: 10	R: 0 H: 1 E: 0 LOB: 1 K: 2 BB: 0 S: 10 P: 17	R: 3 H: 2 E: 0 LOB: 1 K: 1 BB: 2 S: 10 P: 20	R: 0 H: 1 E: 0 LOB: 2 K: 1 BB: 1 S: 9 P: 15	R: 1 H: 2 E: 0 LOB: 1 K: 0 BB: 0 S: 13 P: 21	R: 0 H: 0 E: 0 LOB: 1 K: 2 BB: 1 S: 8 P: 13	R: 0 H: 1 E: 0 LOB: 0 K: 1 BB: 0 S: 7 P: 12		1B: 4 SF: 1 2B: 4 SAC: 0 3B: 2 DP: 1 HR: 1 HBP: 0						WP: 0 PA: 39 PB: 0 SB: 2 CS: 0	

	AB	33
	R	9
	H	11
	RBI	9
	BB	5
	SO	8
	LOB	14

PITCHER		IP	WLS	BF	H	R	ER	SO	BB	IBB	HBP	BLK	WP	HR	S	P	ERA	WHIP
Kevin Gross, R ERA: 4.38	(1, 1)	3.1	L	18	6	7	7	4	2	0	0	0	0	1	41	67	18.90	2.400
John Candelaria, L ERA: 4.82	(4, 1)	1.2		9	2	1	1	1	1	1	0	0	0	0	15	26	5.40	1.800
Andy McGaffigan, R ERA: 4.11	(6, 1)	1.0		5	2	1	1	0	0	0	0	0	0	0	13	21	9.00	2.000
Rich Thompson, R ERA: 1.11	(7, 1)	2.0		7	1	0	0	3	1	0	0	0	0	0	15	25	0.00	1.000

PITCHER	IP	WLS	BF	H	R	ER	SO	BB	IBB	HBP	BLK	WP	HR	S	P	ERA	WHIP

Montreal Expos @ Pittsburgh Pirates

Three Rivers Stadium, Pittsburgh, PA

Thu Sep 21 1989, 7:05 PM EDT

Att. 6,753 - Unknown

TOP

livebaseballscorecards.com

Batter	1	2	3	4	5	6	7	8	9	AB	R	H	RBI	BB	SO	LOB
Tim Raines, S (1, 7) OBP: 0.396, SLG: 0.422	HR 1B	F8		F8		FC4-6 1-2f			1B	5	1	2	0	0	0	1
Rex Hudler, R (1, 4) OBP: 0.280, SLG: 0.406	P4	G6-3		K		BB 1-2			G6-3 1-2	4	0	0	0	1	1	2
Andres Galarraga, R (1, 3) OBP: 0.329, SLG: 0.433	BB HR 1-2 1B	1B			HR 1B	G6-3 1-2 2-3			E4 G4-6-3 2-3	5	2	3	0	0	0	3
Hubie Brooks, R (1, 9) OBP: 0.304, SLG: 0.381	HR 1-2 2-3 BB	F8			HR 1-H	F9			G4-6-3 1-2f	4	2	1	2	1	0	3
Mike Fitzgerald, R (1, 5) OBP: 0.322, SLG: 0.396 Tom Foley, L (7, 5) OBP: 0.308, SLG: 0.340	HR 1-H 2-H 3-H	K		F8	K	K				4 0	1 0	1 0	4 0	0 0	2 0	0 0
Marquis Grissom, R (1, 8) OBP: 0.467, SLG: 0.438 Zane Smith, L (7, 1) OBP: 0.188, SLG: 0.219 Tim Burke, R (9, 1) Mike Aldrete, L (9, 9) OBP: 0.311, SLG: 0.315	1B 1B	BB		K	G6-3					3 0 0 0	0 0 0 0	1 0 0 0	0 0 0 0	1 0 0 0	1 0 0 0	0 0 0 0
Nelson Santovenia, R (1, 2) OBP: 0.316, SLG: 0.363	1-3 1B	F9		F9	L9					4	0	1	0	0	0	1
Spike Owen, S (1, 6) OBP: 0.354, SLG: 0.337	P5	P3		G1-3	G4-3					4	0	0	0	0	0	3
Dennis Martinez, R (1, 1) OBP: 0.187, SLG: 0.129 Dave Martinez, L (7, 8) OBP: 0.324, SLG: 0.386	F9			F9	FC4-6 1B			K		3 1	0 0	1 0	0 0	0 0	0 1	2 0
Inning Stats	R: 4 E: 0 K: 0 S: 14 H: 5 LOB: 2 BB: 1 P: 20	R: 0 E: 0 K: 0 S: 10 H: 1 LOB: 1 BB: 0 P: 13	R: 0 E: 0 K: 1 S: 11 H: 0 LOB: 1 BB: 1 P: 17	R: 0 E: 0 K: 1 S: 5 H: 0 LOB: 0 BB: 0 P: 6	R: 2 E: 0 K: 1 S: 13 H: 2 LOB: 0 BB: 0 P: 19	R: 0 E: 0 K: 0 S: 11 H: 1 LOB: 2 BB: 1 P: 19	R: 0 E: 0 K: 1 S: 7 H: 0 LOB: 0 BB: 0 P: 11	R: 0 E: 0 K: 1 S: 10 H: 0 LOB: 0 BB: 0 P: 14	R: 0 E: 1 K: 0 S: 6 H: 1 LOB: 1 BB: 0 P: 10	1B: 8 2B: 0 3B: 0 HR: 2 SF: 0 SAC: 0 DP: 1 HBP: 0						

	AB	37
	R	6
	H	10
	RBI	6
	BB	3
	SO	5
	LOB	15

WP: 0 PA: 40
PB: 0
SB: 6
CS: 0

PITCHER		IP	WLS	BF	H	R	ER	SO	BB	IBB	HBP	BLK	WP	HR	S	P	ERA	WHIP
John Smiley, L ERA: 2.81	(1, 1)	4.1	L	23	8	6	6	2	2	0	0	0	0	2	48	68	12.46	2.308
Mike Smith, R ERA: 3.86	(5, 1)	1.2		7	1	0	0	1	1	0	0	0	0	0	16	26	0.00	1.200
Rick Reed, R ERA: 6.04	(7, 1)	1.0		3	0	0	0	1	0	0	0	0	0	0	7	11	0.00	0.000
Stan Belinda, R ERA: 3.0	(8, 1)	2.0		7	1	0	0	1	0	0	0	0	0	0	16	24	0.00	0.500

PITCHER	IP	WLS	BF	H	R	ER	SO	BB	IBB	HBP	BLK	WP	HR	S	P	ERA	WHIP

Montreal Expos @ Pittsburgh Pirates

Three Rivers Stadium, Pittsburgh, PA

Thu Sep 21 1989, 7:05 PM EDT

Att. 6,753 - Unknown

BOTTOM

Batter	1	2	3	4	5	6	7	8	9	AB	R	H	RBI	BB	SO	LOB
Barry Bonds, L (1, 7) OBP: 0.356, SLG: 0.432	F7		G1			1B		F7		4	1	1	0	0	0	0
Jay Bell, R (1, 6) OBP: 0.300, SLG: 0.340	G4-3			F9		G1-6-3		G1-3		4	0	1	1	0	0	0
Andy Van Slyke, L (1, 8) OBP: 0.317, SLG: 0.387	G4-3			S 1B		G1-6-3		K		4	1	1	0	0	1	1
Bobby Bonilla, S (1, 5) OBP: 0.351, SLG: 0.486		2B		CS			G3-1		1B	4	0	3	1	0	0	0
R.J. Reynolds, S (1, 9) OBP: 0.346, SLG: 0.399		F7		K			HR		G4-3	4	1	2	0	0	1	2
Gary Redus, R (1, 3) OBP: 0.378, SLG: 0.465		K			F9		S HR		K	3	1	0	0	1	2	3
Michael LaValliere, L (1, 2) OBP: 0.421, SLG: 0.397		P6			F7		HR		G4-3	4	1	1	3	0	0	3
Jose Lind, R (1, 4) OBP: 0.273, SLG: 0.282			F7		F9		G6-3			3	0	0	0	0	0	0
John Smiley, L (1, 1) OBP: 0.176, SLG: 0.200 Mike Smith, R (5, 1) John Cangelosi, S (6, PH) OBP: 0.371, SLG: 0.259 Rick Reed, R (7, 1) OBP: 0.200, SLG: 0.077 Billy Hatcher, R (7, PH) OBP: 0.278, SLG: 0.308 Stan Belinda, R (8, 1)			G5-3			G1-3	G1-3			1 0 0 0 0 0 0 0 0 0 0 0 0 0 1 0 0 0 0 0 0 0 0 0 0 0 0 0 1 0 0 0 0 0 0 0 0 0 0 0 0 0						
Inning Stats	R: 0 E: 0 K: 0 S: 10 H: 0 LOB: 0 BB: 0 P: 16	R: 0 E: 0 K: 1 S: 9 H: 1 LOB: 1 BB: 0 P: 14	R: 0 E: 0 K: 0 S: 4 H: 0 LOB: 0 BB: 0 P: 5	R: 1 E: 0 K: 1 S: 12 H: 2 LOB: 0 BB: 0 P: 21	R: 0 E: 0 K: 0 S: 8 H: 0 LOB: 0 BB: 0 P: 9	R: 1 E: 0 K: 0 S: 8 H: 2 LOB: 0 BB: 0 P: 10	R: 3 E: 0 K: 0 S: 10 H: 2 LOB: 0 BB: 1 P: 20	R: 0 E: 0 K: 1 S: 9 H: 0 LOB: 0 BB: 0 P: 13	R: 0 E: 0 K: 1 S: 10 H: 2 LOB: 1 BB: 0 P: 15	1B: 5 2B: 2 3B: 1 HR: 1	SF: 0 SAC: 0 DP: 2 HBP: 0			WP: 0 PB: 0 SB: 2 CS: 1		PA: 34	

	AB	33
	R	5
	H	9
	RBI	5
	BB	1
	SO	4
	LOB	9

livebaseballscorecards.com

PITCHER		IP	WLS	BF	H	R	ER	SO	BB	IBB	HBP	BLK	WP	HR	S	P	ERA	WHIP
Dennis Martinez, R ERA: 3.23	(1, 1)	6.1	W	25	7	5	5	2	1	0	0	0	0	1	59	92	7.11	1.263
Zane Smith, L ERA: 3.43	(7, 1)	1.2		7	2	0	0	1	0	0	0	0	0	0	16	23	0.00	1.200
Tim Burke, R ERA: 2.63	(9, 1)	1.0	S	2	0	0	0	1	0	0	0	0	0	0	5	8	0.00	0.000

PITCHER	IP	WLS	BF	H	R	ER	SO	BB	IBB	HBP	BLK	WP	HR	S	P	ERA	WHIP

Montreal Expos @ New York Mets

Shea Stadium, Flushing, NY

Fri Sep 22 1989, 7:05 PM EDT

Att. 16,640 - Unknown - 72 F

TOP

livebaseballscorecards.com

Batter	1	2	3	4	5	6	7	8	9	AB	R	H	RBI	BB	SO	LOB
Tim Raines, S (1, 7) OBP: 0.395, SLG: 0.421	C B F B B X 3-2 ① F7		X 0-0 ③ G3-1			F B F B B B F F F 2 SAFE 3-2 X S 2-3 1B		B B B C 1 SAFE X 3-1 ② ③ G6-3 1-2f		4	0	1	0	0	0	1
Dave Martinez, L (1, 8) OBP: 0.326, SLG: 0.386 Marquis Grissom, R (9, PH) OBP: 0.459, SLG: 0.429	C B B B B 4-1 S 1B BB			B F X 1-1 ① P6		1 SAFE B B B F B X 3-1 G1-6-3 1-2 3-H 1B			B S S F C 1-3 ① K	2 1	1 0	1 0	1 0	1 0	0 1	0 0
Andres Galarraga, R (1, 3) OBP: 0.329, SLG: 0.431	C B 1 SAFE B F X 2-2 L8-3 1-H 1B			C B F C 1-3 ② K		F C F F X 0-2 ② ③ G1-6-3 1-2f			C S B X 1-2 ② L5	4	0	1	1	0	1	2
Hubie Brooks, R (1, 9) OBP: 0.301, SLG: 0.378	B F B X 2-1 ② ③ L8-3 1-2			C F S 0-3 ③ K			C X 0-1 ① G6-3		F F S 0-3 ③ K	4	0	0	0	0	2	1
Nelson Santovenia, R (1, 2) OBP: 0.313, SLG: 0.359		X 0-0 ① L8			B X 1-0 ① F7		B X 1-0 ② G5-3			3	0	0	0	0	0	0
Tom Foley, L (1, 5) OBP: 0.308, SLG: 0.338 Otis Nixon, S (7, PR) OBP: 0.306, SLG: 0.260 John Candelaria, L (7, 1) Tim Burke, R (8, 1)		X 0-0 ② P6			C S X 0-2 ② G3-1		F C B B B B 4-2 BB			2 0 0 0	0 0 0 0	0 0 0 0	0 0 0 0	1 0 0 0	0 0 0 0	0 0 0 0
Junior Noboa, R (1, 4) OBP: 0.345, SLG: 0.321 (7, 5)		B B F F X 2-2 ③ L8			B X 1-0 ③ G6-3		1 SAFE 1 SAFE C 1 SAFE 1 SAFE F 1 SAFE P X 1-2 ③ G4-3			3	0	0	0	0	0	1
Spike Owen, S (1, 6) OBP: 0.356, SLG: 0.340			C X 0-1 ① P6			B X 1-0 1B WP 1B 1B		C X 0-1 G6-3 1B		3	1	2	0	0	0	0
Pascual Perez, R (1, 1) OBP: 0.228, SLG: 0.259 Jeff Huson, L (7, 4) OBP: 0.233, SLG: 0.239 Rex Hudler, R (8, PH) OBP: 0.278, SLG: 0.403 (8, 4)			X 0-0 ② G6-3			L L B M 1-3 ① K 1-2		F B 1 SAFE B F F S 2-3 ① K		2 0 1	0 0 0	0 0 0	0 0 0	0 0 0	1 0 1	1 0 1
Inning Stats	R: 1 H: 1 E: 0 LOB: 0 K: 0 BB: 1 S: 9 P: 20	R: 0 H: 0 E: 0 LOB: 0 K: 0 BB: 0 S: 5 P: 7	R: 0 H: 0 E: 0 LOB: 0 K: 0 BB: 0 S: 4 P: 4	R: 0 H: 0 E: 0 LOB: 0 K: 2 BB: 0 S: 8 P: 10	R: 0 H: 0 E: 0 LOB: 0 K: 0 BB: 0 S: 5 P: 7	R: 1 H: 3 E: 0 LOB: 1 K: 1 BB: 0 S: 17 P: 25	R: 0 H: 0 E: 0 LOB: 1 K: 0 BB: 1 S: 9 P: 14	R: 0 H: 1 E: 0 LOB: 0 K: 1 BB: 0 S: 9 P: 14	R: 0 H: 0 E: 0 LOB: 0 K: 2 BB: 0 S: 10 P: 12	1B: 5 SF: 0 2B: 1 SAC: 0 3B: 0 DP: 3 HR: 0 HBP: 0						

	AB	29
	R	2
	H	5
	RBI	2
	BB	2
	SO	6
	LOB	7

WP: 1 PA: 31
PB: 0
SB: 2
CS: 0

PITCHER		IP	WLS	BF	H	R	ER	SO	BB	IBB	HBP	BLK	WP	HR	S	P	ERA	WHIP
Ron Darling, R ERA: 3.48	(1, 1)	7.0	W	25	4	2	2	3	2	0	0	0	1	0	57	87	2.57	0.857
Randy Myers, L ERA: 1.98	(8, 1)	2.0	S	6	1	0	0	3	0	0	0	0	0	0	19	26	0.00	0.500

PITCHER	IP	WLS	BF	H	R	ER	SO	BB	IBB	HBP	BLK	WP	HR	S	P	ERA	WHIP

Montreal Expos @ New York Mets

Shea Stadium, Flushing, NY

Fri Sep 22 1989, 7:05 PM EDT

Att. 16,640 - Unknown - 72 F

BOTTOM

Batter	1	2	3	4	5	6	7	8	9	AB	R	H	RBI	BB	SO	LOB
Gregg Jefferies, S (1, 4) OBP: 0.315, SLG: 0.386	G4-3		HR		1B		G6-3			4	1	2	1	0	0	0
Juan Samuel, R (1, 8) OBP: 0.310, SLG: 0.346	2B BB		F8		P4		G6-3			3	1	0	0	1	0	1
Howard Johnson, S (1, 5) OBP: 0.369, SLG: 0.567	1-H 2B		CS 1B		E9 1-3 1B		F7			4	0	3	1	0	0	0
Darryl Strawberry, L (1, 9) OBP: 0.308, SLG: 0.459	K		1-2 K		IBB			E4 BB		3	0	0	0	1	2	2
Kevin McReynolds, R (1, 7) OBP: 0.326, SLG: 0.447	F9			K	F7			L4		4	0	0	0	0	1	5
Dave Magadan, L (1, 3) OBP: 0.367, SLG: 0.398		G4-3 G5-3 1B		G4-3		G3		K		4	0	1	0	0	1	1
Barry Lyons, R (1, 2) OBP: 0.282, SLG: 0.343		G5-3 1-2		1B		L7		1-2 BB		3	0	1	0	1	0	1
Keith Miller, R (1, 6) OBP: 0.241, SLG: 0.304 Kevin Elster, R (8, 6) OBP: 0.283, SLG: 0.353		G4-3 2-3		G4-3		G6-3		K		3 1	0 0	0 0	0 0	0 0	0 1	2 2
Ron Darling, R (1, 1) OBP: 0.151, SLG: 0.225 Mark Carreon, R (7, PH) OBP: 0.325, SLG: 0.448 Randy Myers, L (8, 1)		G4-3			F7		HR			2 1 0	0 1 0	0 1 0	0 1 0	0 0 0	0 0 0	1 0 0
Inning Stats	R: 1 H: 1 E: 0 LOB: 1 K: 1 BB: 1 S: 15 P: 23	R: 0 H: 1 E: 0 LOB: 1 K: 0 BB: 0 S: 13 P: 17	R: 1 H: 2 E: 0 LOB: 1 K: 1 BB: 0 S: 11 P: 13	R: 0 H: 1 E: 0 LOB: 1 K: 1 BB: 0 S: 11 P: 14	R: 0 H: 2 E: 1 LOB: 3 K: 0 BB: 1 S: 11 P: 22	R: 0 H: 0 E: 0 LOB: 0 K: 0 BB: 0 S: 12 P: 18	R: 1 H: 1 E: 0 LOB: 0 K: 0 BB: 0 S: 12 P: 15	R: 0 H: 0 E: 1 LOB: 2 K: 2 BB: 1 S: 12 P: 23		1B: 5 SF: 0 2B: 2 SAC: 0 3B: 0 DP: 1 HR: 2 HBP: 0						

	AB	32
	R	3
	H	8
	RBI	3
	BB	3
	SO	5
	LOB	15

WP: 0 PA: 35
PB: 0
SB: 0
CS: 1

livebaseballscorecards.com

PITCHER		IP	WLS	BF	H	R	ER	SO	BB	IBB	HBP	BLK	WP	HR	S	P	ERA	WHIP
Pascual Perez, R ERA: 3.31	(1, 1)	6.0		26	7	2	2	3	1	1	0	0	0	1	73	107	3.00	1.333
John Candelaria, L ERA: 4.83	(7, 1)	1.2	L	8	1	1	1	1	1	0	0	0	0	1	21	32	5.40	1.200
Tim Burke, R ERA: 2.62	(8, 1)	0.1		1	0	0	0	1	0	0	0	0	0	0	3	6	0.00	0.000

PITCHER		IP	WLS	BF	H	R	ER	SO	BB	IBB	HBP	BLK	WP	HR	S	P	ERA	WHIP

Montreal Expos @ New York Mets

Shea Stadium, Flushing, NY

Sat Sep 23 1989, 3:33 AM EDT

Att. 36,844 - Overcast - 75 F

TOP

livebaseballscorecards.com

Batter	1	2	3	4	5	6	7	8	9	AB	R	H	RBI	BB	SO	LOB
Tim Raines, S (1, 7) OBP: 0.397, SLG: 0.420	F8		BB HR BB		G1-6-3 1B	G5-4-3 BB			K	3	1	1	0	2	1	0
Marquis Grissom, R (1, 8) OBP: 0.438, SLG: 0.404	G1-3		F9		G1-6-3	G5-4-3			E5 FC5-4	3	0	0	0	0	0	3
Jim Dwyer, L (6, PH) OBP: 0.385, SLG: 0.397										0	0	0	0	0	0	0
Mike Fitzgerald, R (6, PH) OBP: 0.321, SLG: 0.394										1	0	0	0	0	0	3
Andy McGaffigan, R (6, 1) OBP: 1.000, SLG: 1.000										0	0	0	0	0	0	0
Gilberto Reyes, R (8, 2)										1	0	0	0	0	0	0
Andres Galarraga, R (1, 3) OBP: 0.331, SLG: 0.434	2B		HR BB		1B 1B		K		FC5-4	4	2	2	0	1	1	1
Hubie Brooks, R (1, 9) OBP: 0.305, SLG: 0.385	K		HR		1B WP 1B		G5-4-3 BB			3	2	2	4	1	1	1
Tim Wallach, R (1, 5) OBP: 0.344, SLG: 0.422		G6-3	K		WP 1B		G5-4-3			4	0	1	1	0	1	1
Tom Foley, L (8, 5) OBP: 0.308, SLG: 0.338										0	0	0	0	0	0	0
Nelson Santovenia, R (1, 2) OBP: 0.309, SLG: 0.354		F9		G6-3	G6-3			F9		4	0	0	0	0	0	1
Joe Hesketh, R (8, 1) OBP: 1.000, SLG: 1.000										0	0	0	0	0	0	0
Junior Noboa, R (1, 4) OBP: 0.303, SLG: 0.281		G5-3		F9		E3 BB 1B		F7		4	0	0	0	0	0	0
Spike Owen, S (1, 6) OBP: 0.357, SLG: 0.341			BB HR BB 1B	FC6-4 1B		K		G4-3		4	1	2	0	0	1	1
Mark Langston, R (1, 1) OBP: 0.175, SLG: 0.210			K	FC6-4		BB 1B			P6	2	0	0	0	0	1	2
Rich Thompson, R (4, 1)										0	0	0	0	0	0	0
Mike Aldrete, L (6, PH) OBP: 0.316, SLG: 0.321										1	0	1	0	0	0	0
Dave Martinez, L (6, 8) OBP: 0.325, SLG: 0.385										1	0	0	0	0	0	0

Inning Stats	1	2	3	4	5	6	7	8	9
R	0	0	4	0	2	0	0	0	0
E	0	0	0	0	0	1	0	0	1
K	1	0	2	0	0	1	1	0	1
S	9	7	20	8	11	12	7	6	9
H	1	0	2	1	4	1	0	0	0
LOB	1	0	2	1	1	2	0	0	1
BB	0	0	2	0	0	1	1	0	0
P	12	10	32	13	19	19	14	10	16

1B	7
2B	1
3B	0
HR	1
SF	0
SAC	0
DP	3
HBP	0
WP	1
PB	0
SB	0
CS	0
PA	39

AB	35
R	6
H	9
RBI	5
BB	4
SO	6
LOB	13

PITCHER		IP	WLS	BF	H	R	ER	SO	BB	IBB	HBP	BLK	WP	HR	S	P	ERA	WHIP
Frank Viola, L ERA: 3.79	(1, 1)	5.0	W	24	8	6	6	3	2	0	0	0	1	1	55	86	10.80	2.000
Wally Whitehurst, R ERA: 5.25	(6, 1)	0.1		4	1	0	0	1	1	0	0	0	0	0	11	18	0.00	6.000
Jeff Musselman, L ERA: 6.06	(6, 1)	0.2		1	0	0	0	0	0	0	0	0	0	0	1	1	0.00	0.000
Jeff Innis, R ERA: 3.2	(7, 1)	2.0		6	0	0	0	1	1	0	0	0	0	0	13	24	0.00	0.500
Julio Machado, R ERA: 1.29	(9, 1)	1.0		4	0	0	0	1	0	0	0	0	0	0	9	16	0.00	0.000

Montreal Expos @ New York Mets

Shea Stadium, Flushing, NY

Sat Sep 23 1989, 3:33 AM EDT

Att. 36,844 - Overcast - 75 F

livebaseballscorecards.com

BOTTOM

Batter	1	2	3	4	5	6	7	8	9	AB	R	H	RBI	BB	SO	LOB
Gregg Jefferies, S (1, 4) OBP: 0.317, SLG: 0.395	X 0-0 HR		B B B C X 3-1 ① G4	B F B C F F X 2-2 2-H 2B 2B	P 1 SAFE 1 SAFE 1 SAFE P C F X 2-2 ③ P7	X	0-0 ① G1-3			4	2	2	2	0	0	1
Keith Miller, R (7, 4) OBP: 0.239, SLG: 0.301										1	0	0	0	0	0	0
Mark Carreon, R (1, 9) OBP: 0.345, SLG: 0.495	B B B C B 4-1 FC6-4 BB		B B F C X 2-2 ② L9	C S B B X 2-2 2-H 1B 2B		C B B B F F X 3-2 1B 2B 1B	F C B X 1-2 HR			4	3	3	2	1	0	0
Howard Johnson, S (1, 5) OBP: 0.369, SLG: 0.565	F F B F S 1-3 ① K		B C X 1-1 ③ L9	B B B B 4-0 1B BB		B F 1 SAFE F B X 2-2 HBP 1-3 2B 1B	B B C X 2-1 ② F9			4	1	1	0	1	1	1
Kevin McReynolds, R (1, 7) OBP: 0.328, SLG: 0.447	F X 0-1 ② FC6-4 1-2f			C S B B X 3-2 E6 E 1B B X 1-1 1-3 2-H FC6-4 1B		1 SAFE B F 1 SAFE H 2-1 1-2 2B HBP	C F B X 1-2 1B			4	2	2	1	0	0	1
Juan Samuel, R (1, 8) OBP: 0.307, SLG: 0.342	X 0-0 ③ G1-3			B S B B X 2-0 E8 1B 2-3 x 0-0 ③ FC6-4 1-2f		C F B B S 2-3 ① K	F S S 0-3 ③ K			5	1	0	0	0	2	8
Tim Teufel, R (1, 3) OBP: 0.356, SLG: 0.332		B B B B 4-0 1B CS BB		C F B B B B 4-2 1B SF8 BB	C X 0-1 HR	C S B B S 2-3 ② K	B B X 2-0 ① F9			3	2	1	1	2	1	3
Gary Carter, R (1, 2) OBP: 0.248, SLG: 0.278		C B B B X 3-1 1-3 1B		X 0-0 E 1-3 2-H 3-H 2B 1B	B B F S B X 3-2 ① F7	X 0-0 1-H 2-H 3-H 1B 2B	C B F F S 1-3 ② K2-3			5	2	3	5	0	1	0
Julio Machado, R (9, 1)										0	0	0	0	0	0	0
Kevin Elster, R (1, 6) OBP: 0.285, SLG: 0.357	C X 0-1 ① L9			B B B C X 3-1 ① SF8 1-2 3-H	C F B B X 2-2 ② F9	C X 0-1 FC6-4 2-H 1B	F C B X 1-2 2B			4	0	2	2	0	0	2
Frank Viola, L (1, 1) Tom O'Malley, R (5, PH) OBP: 0.000, SLG: 0.000 Lou Thornton, L (6, PH) Wally Whitehurst, R (6, 1) Jeff Musselman, L (6, 1) Dave Magadan, L (6, PH) OBP: 0.346, SLG: 0.397 Jeff Innis, R (7, 1) Phil Lombardi, R (8, PH) OBP: 0.667, SLG: 0.200 (9, 2)	1 SAFE F S S S 0-3 ② ③ K 3-H			C F F B F F C 1-3 ② K	B C B X 2-1 1B	C X 0-1 ③ FC6-4 1-2f	B C F B C 2-3 ③ K			2 1 0 0 0 1 0 1	0 0 0 0 0 0 0 0	0 1 0 0 0 0 0 0	0 0 0 0 0 0 0 0	0 0 0 0 0 0 0 1	2 0 0 0 0 0 0 1	3 0 0 0 0 1 0 1
Inning Stats	R: 1 H: 1 E: 0 LOB: 1 K: 1 BB: 1 S: 9 P: 14		R: 0 H: 1 E: 0 LOB: 1 K: 1 BB: 1 S: 7 P: 14	R: 0 H: 0 E: 0 LOB: 0 K: 0 BB: 0 S: 7 P: 13	R: 6 H: 4 E: 3 LOB: 2 K: 1 BB: 2 S: 26 P: 48	R: 1 H: 2 E: 0 LOB: 1 K: 0 BB: 0 S: 15 P: 22	R: 4 H: 4 E: 0 LOB: 1 K: 2 BB: 0 S: 19 P: 30	R: 1 H: 2 E: 0 LOB: 1 K: 1 BB: 0 S: 12 P: 16	R: 0 H: 1 E: 0 LOB: 1 K: 2 BB: 0 S: 11 P: 17	1B: 8 SF: 1 2B: 4 SAC: 0 3B: 0 DP: 0 HR: 3 HBP: 1						

	AB	39
	R	13
	H	15
	RBI	13
	BB	4
	SO	8
	LOB	21

WP: 0 PA: 45
PB: 0
SB: 0
CS: 1

PITCHER		IP	WLS	BF	H	R	ER	SO	BB	IBB	HBP	BLK	WP	HR	S	P	ERA	WHIP
Mark Langston, L ERA: 2.78	(1, 1)	3.2	L	21	5	7	1	3	4	0	0	0	0	1	46	85	2.46	2.455
Rich Thompson, R ERA: 1.4	(4, 1)	1.1		7	3	1	1	0	0	0	0	0	0	1	18	26	6.75	2.250
Andy McGaffigan, R ERA: 4.63	(6, 1)	2.0		13	6	5	5	3	0	0	1	0	0	1	31	46	22.50	3.000
Joe Hesketh, L ERA: 6.15	(8, 1)	1.0		4	1	0	0	2	0	0	0	0	0	0	11	17	0.00	1.000

PITCHER	IP	WLS	BF	H	R	ER	SO	BB	IBB	HBP	BLK	WP	HR	S	P	ERA	WHIP

Montreal Expos @ New York Mets

Shea Stadium, Flushing, NY

Sun Sep 24 1989, 3:33 AM EDT

Att. 36,769 - Sunny - 60 F

TOP

livebaseballscorecards.com

Batter	1	2	3	4	5	6	7	8	9	AB	R	H	RBI	BB	SO	LOB
Dave Martinez, L (1, 8) OBP: 0.326, SLG: 0.385	F B X 1-1 L4			B X 1-0 F8		B F B C X 2-2 G4-3		B S B B X 3-1 1-3 1B	B F B B F X 3-2 E S 2-H 3-H 1B	5	0	2	2	0	0	0
Mike Aldrete, L (1, 7) OBP: 0.310, SLG: 0.313 Nelson Santovenia, R (8, PH) OBP: 0.308, SLG: 0.353 Rich Thompson, R (8, 1) Joe Hesketh, R (8, 1) OBP: 0.500, SLG: 0.500 Tim Burke, R (9, 1)	C B F S 1-3 K			B S C F F F B B S 3-3 K		B X 1-0 G5-3		F F B B X 2-2 F8	B C B B S 2-3 K 1-3	3 1 0 1 0	0 0 0 0 0	0 0 0 0 0	0 0 0 0 0	0 0 0 0 0	2 0 0 1 0	0 2 0 2 0
Andres Galarraga, R (1, 3) OBP: 0.331, SLG: 0.432	B F B F B C 3-3 K			B F S B X 2-2 G4-3		F X 0-1 L4			S F B B X 2-2 1B 2B 1B	4	1	1	0	0	1	0
Hubie Brooks, R (1, 9) OBP: 0.306, SLG: 0.386		F B B F F X 2-2 L4			S B F X 1-2 PB G5-3 E 1B		C C B X 1-2 G6-3		C S B X 1-2 2B 1-3 1B 1B	4	2	2	0	0	0	0
Tim Wallach, R (1, 5) OBP: 0.344, SLG: 0.422		C X 0-1 G5-3			B F F B X 2-2 G5-3 1-2		C B X 1-1 P2		B C B B F B F X 3-2 1-3 E 3-H 2B	4	1	1	1	0	0	1
Tom Foley, L (1, 4) OBP: 0.308, SLG: 0.336 Zane Smith, L (7, 1) OBP: 0.188, SLG: 0.219 Marquis Grissom, R (8, 7) OBP: 0.431, SLG: 0.396		F B B S S X 2-2 G6-3			B B B B 4-0 E 2-3 BB		F F B S 1-3 K		C B F F S 1-3 K	2 0 1	0 0 0	0 0 0	0 0 0	1 0 1	1 0 2	0 0 0
Mike Fitzgerald, R (1, 2) OBP: 0.320, SLG: 0.392 Otis Nixon, S (9, PR) OBP: 0.306, SLG: 0.260 Spike Owen, S (9, 6) OBP: 0.357, SLG: 0.341			X 0-0 L6		1 SAFE B X 1-0 P6			X 0-0 G6-3	X 0-0 E3 1B 2-H 3-H 1B	4 0 0	0 1 0	1 0 0	1 0 0	0 0 0	0 0 0	2 0 0
Jeff Huson, L (1, 6) OBP: 0.224, SLG: 0.229 Tim Raines, S (9, PH) OBP: 0.398, SLG: 0.420 Gilberto Reyes, R (9, 2)			B B X 2-0 F8		B B F F X 2-2 E6 1-2 3-H			C F X 0-2 G4-3	B B B B 4-0 S 1B BB	3 0 0	0 1 0	0 0 0	0 0 0	0 1 0	0 0 0	1 0 0
Mark Gardner, R (1, 1) Junior Noboa, R (7, 4) OBP: 0.294, SLG: 0.273 Wallace Johnson, S (9, PH) OBP: 0.317, SLG: 0.378 Rex Hudler, R (9, 4) OBP: 0.278, SLG: 0.403			S B C S 1-3 K		F B F B B B F S 3-3 K			B F B C B X 3-2 E5 1B	B S S S 1-3 K 1-2	2 1 1 0	0 0 0 0	0 0 0 0	0 0 0 0	0 0 0 0	2 0 1 0	2 0 2 0

| Inning Stats | | |

Montreal Expos @ New York Mets

Shea Stadium, Flushing, NY

Sun Sep 24 1989, 3:33 AM EDT

Att. 36,769 - Sunny - 60 F

BOTTOM

Batter	1	2	3	4	5	6	7	8	9	AB	R	H	RBI	BB	SO	LOB
Gregg Jefferies, S (1, 4) OBP: 0.316, SLG: 0.392	G6-3	K			P3		K	E IBB		4	0	0	0	1	2	2
Keith Miller, R (1, 8) OBP: 0.238, SLG: 0.297	F9		K		P6		E4 HR 1B	E8 1-3 2-H		5	1	1	0	0	1	1
Howard Johnson, S (1, 5) OBP: 0.369, SLG: 0.562	K S		L6		1B		HR IBB	K		4	1	1	0	1	2	2
Darryl Strawberry, L (1, 9) OBP: 0.310, SLG: 0.464	1 SAFE 1 SAFE 1-2 BB		HBP BB		1-2 K		1-H 2-H HR		F9	3	1	1	3	2	1	1
Mark Carreon, R (1, 7) OBP: 0.355, SLG: 0.500 Juan Samuel, R (9, PR) OBP: 0.307, SLG: 0.342	F9		1 SAFE 1-2 FC4 HBP			K	2B		BB	3 0	0 0	1 0	0 0	1 0	1 0	2 0
Dave Magadan, L (1, 3) OBP: 0.363, SLG: 0.393 Randy Myers, L (8, 1) Julio Machado, R (9, 1) Keith Hernandez, L (9, PH) OBP: 0.326, SLG: 0.329 Lou Thornton, L (9, PR)		G6-3	1-2f FC4			F7	G3		1-2 FC6-4 IBB	4 0 0 0 0	0 0 0 0 0	0 0 0 0 0	0 0 0 1 0	0 0 0 0 0	0 0 0 0 0	3 0 0 0 0
Barry Lyons, R (1, 2) OBP: 0.281, SLG: 0.342 Kevin McReynolds, R (9, PH) OBP: 0.328, SLG: 0.447		HBP 1B		P2		G5-3		G6-3	K	4 1	0 0	1 0	0 0	0 0	0 1	0 2
Kevin Elster, R (1, 6) OBP: 0.288, SLG: 0.364 Mackey Sasser, L (9, PH) OBP: 0.309, SLG: 0.404		1-2 HBP					HR	G6-3 E BB	1-2f FC6-4	2 1	2 0	1 0	1 0	1 0	1 0	0 2
David Cone, L (1, 1) OBP: 0.257, SLG: 0.264 Tim Teufel, R (8, 3) OBP: 0.354, SLG: 0.330		K		F8			L7	G6-3 1-2		3 1	0 0	0 0	0 0	0 0	1 0	2 1

Inning Stats	1	2	3	4	5	6	7	8	9
	R: 0 E: 0 K: 1 S: 14	H: 0 LOB: 2 BB: 1 P: 26	R: 0 E: 0 K: 2 S: 12	H: 1 LOB: 2 BB: 0 P: 21	R: 0 E: 0 K: 1 S: 9	H: 0 LOB: 2 BB: 1 P: 21	R: 0 E: 0 K: 1 S: 7	H: 0 LOB: 0 BB: 0 P: 8	R: 0 E: 0 K: 1 S: 10	H: 1 LOB: 1 BB: 0 P: 16
	R: 0 E: 0 K: 1 S: 13	H: 0 LOB: 0 BB: 0 P: 19	R: 4 E: 1 K: 1 S: 15	H: 4 LOB: 1 BB: 1 P: 24	R: 1 E: 1 K: 1 S: 14	H: 0 LOB: 2 BB: 2 P: 25	R: 0 E: 0 K: 1 S: 10	H: 0 LOB: 2 BB: 2 P: 22	1B: 3 2B: 1 3B: 0 HR: 2	SF: 0 SAC: 0 DP: 0 HBP: 2

livebaseballscorecards.com

	AB	35
	R	5
	H	6
	RBI	4
	BB	7
	SO	10
	LOB	18

PITCHER		IP	WLS	BF	H	R	ER	SO	BB	IBB	HBP	BLK	WP	HR	S	P	ERA	WHIP
Mark Gardner, R ERA: 4.19	(1, 1)	6.2		30	4	3	3	8	2	1	2	0	0	1	75	127	4.05	0.900
Zane Smith, L ERA: 3.48	(7, 1)	0.1		3	2	1	1	0	0	0	0	0	0	1	5	8	27.00	6.000
Rich Thompson, R ERA: 1.37	(8, 1)	0.2		5	0	1	0	0	1	1	0	0	0	0	11	21	0.00	1.500
Joe Hesketh, L ERA: 6.07	(8, 1)	0.2	W	2	0	0	0	1	0	0	0	0	0	0	6	10	0.00	0.000
Tim Burke, R ERA: 2.6	(9, 1)	0.2	S	4	0	0	0	1	1	1	0	0	0	0	7	16	0.00	1.500

PITCHER	IP	WLS	BF	H	R	ER	SO	BB	IBB	HBP	BLK	WP	HR	S	P	ERA	WHIP

Batter	1	2	3	4	5	6	7	8	9	10	AB	R	H	RBI	BB	SO	LOB
Marvell Wynne, L (1, 8) OBP: 0.278, SLG: 0.358	B B C X 2-1 G4-3 ①		C X 0-1 G6-3 ②			F C F B X 1-2 G4-3 ①		B F B S B F F F S 3-3 K ②		X 0-0 G4-3 ①	5	0	0	0	0	1	1
23 Ryne Sandberg, R (1, 4) OBP: 0.355, SLG: 0.497	B S F X 1-2 1B		S C B S 1-3 K ③			B S S S B B B 4-2 G4-6-3 BB		S B I I 4-1 FC6-4 1-2 IBB		S S C 0-3 K ②	3	0	1	0	2	2	0
Dwight Smith, L (1, 7) OBP: 0.374, SLG: 0.497	B 1 SAFE X 1-0 P5 ②			C C S 0-3 K ①		X 0-0 G4-6-3 ② ③ 1-2f		B X 1-0 FC6-4 ③ 1-2f		X 0-0 G6-3 ③	3	0	0	0	0	1	2
Lloyd McClendon, R (8, PH) OBP: 0.362, SLG: 0.480											1	0	0	0	0	0	2
Doug Dascenzo, S (8, 7) OBP: 0.229, SLG: 0.198											1	0	0	0	0	0	0
Mark Grace, L (1, 3) OBP: 0.403, SLG: 0.456	1 SAFE B X 1-0 G3-1 ③			C B B F B X 3-2 G6-3 ②			C B X 1-1 F8 ①		S C X 0-2 1B BB 1B		4	0	1	0	0	0	1
Andre Dawson, R (1, 9) OBP: 0.308, SLG: 0.473		C F X 0-2 HR		C B F X 1-2 G4-3 ③			B B X 2-0 IHR		B 1 SAFE F 1 SAFE 1 SAFE X 1-1 L7 ①		4	2	2	2	0	0	1
Luis Salazar, R (1, 5) OBP: 0.317, SLG: 0.421		B C F X 1-2 G5-3 ①			F X 0-1 G5-3 ①		C X 0-1 G5-4-3 1B		B 1 SAFE 1 B B B 4-0 1B 1-2 BB		3	0	1	0	1	0	0
Domingo Ramos, R (1, 6) OBP: 0.337, SLG: 0.337		X 0-0 G4-3 ②			C H 1-1 1B E HBP		X 0-0 G5-4-3 ② ③ 1-2f		C S X 0-2 1-2 2-3 1B		3	1	1	0	0	0	1
Rick Wrona, R (1, 2) OBP: 0.259, SLG: 0.296	B F S C 1-3 K ③				X 0-0 E2 ② 1-H 1B			S L B B C 2-3 K ①	B C C B F S 2-3 K ②		3	0	1	0	0	2	0
Mitch Webster, S (9, PH) OBP: 0.327, SLG: 0.358											1	0	0	0	0	1	3
Joe Girardi, R (9, 2) OBP: 0.282, SLG: 0.287											0	0	0	0	0	0	0
Rick Sutcliffe, L (1, 1) OBP: 0.260, SLG: 0.179			S B F B S 2-3 K ①		B X 1-0 G3 ③			X 0-0 23 WP 1B	F S S 0-3 K ③		2	0	0	0	0	1	0
Les Lancaster, R (6, 1) OBP: 0.200, SLG: 0.300											2	0	1	0	0	1	3
Scott Sanderson, R (10, 1) OBP: 0.149, SLG: 0.048											0	0	0	0	0	0	0
Mitch Williams, L (10, 1) OBP: 0.200, SLG: 0.800											0	0	0	0	0	0	0
Inning Stats	R: 0 E: 0 K: 0 S: 7 / H: 1 LOB: 1 BB: 0 P: 12	R: 1 E: 0 K: 1 S: 10 / H: 1 LOB: 0 BB: 0 P: 12	R: 0 E: 0 K: 2 S: 8 / H: 0 LOB: 0 BB: 0 P: 11	R: 0 E: 0 K: 1 S: 9 / H: 0 LOB: 0 BB: 0 P: 13	R: 1 E: 1 K: 0 S: 5 / H: 1 LOB: 0 BB: 0 P: 7	R: 0 E: 0 K: 0 S: 7 / H: 0 LOB: 0 BB: 1 P: 12	R: 1 E: 0 K: 0 S: 6 / H: 2 LOB: 0 BB: 0 P: 9	R: 0 E: 0 K: 2 S: 12 / H: 1 LOB: 2 BB: 1 P: 22	R: 0 E: 0 K: 2 S: 15 / H: 2 LOB: 3 BB: 1 P: 22	R: 0 E: 0 K: 1 S: 5 / H: 0 LOB: 0 BB: 0 P: 5	1B: 6 2B: 0 3B: 0 HR: 2	SF: 0 SAC: 0 DP: 2 HBP: 1					

PITCHER		IP	WLS	BF	H	R	ER	SO	BB	IBB	HBP	BLK	WP	HR	S	P	ERA	WHIP
Bryn Smith, R ERA: 2.68	(1, 1)	7.0		25	5	3	2	4	1	0	1	0	0	1	52	76	2.57	0.857
Zane Smith, L ERA: 3.45	(8, 1)	1.1		8	2	0	0	2	1	1	0	0	1	0	17	32	0.00	2.250
Tim Burke, R ERA: 2.55	(9, 1)	1.2	W	6	1	0	0	3	0	0	0	0	0	0	15	17	0.00	0.600

PITCHER	IP	WLS	BF	H	R	ER	SO	BB	IBB	HBP	BLK	WP	HR	S	P	ERA	WHIP

TOP

Chicago Cubs @ Montreal Expos

Olympic Stadium, Montreal, QB

Mon Sep 25 1989, 7:05 PM EDT
Att. 10,305 - Dome

livebaseballscorecards.com

AB	35
R	3
H	8
RBI	2
BB	3
SO	9
LOB	14

WP: 1 PA: 39
PB: 0
SB: 0
CS: 0

Chicago Cubs @ Montreal Expos

Olympic Stadium, Montreal, QB

Mon Sep 25 1989, 7:05 PM EDT

Att. 10,305 - Dome

livebaseballscorecards.com

Batter	1	2	3	4	5	6	7	8	9	10	AB	R	H	RBI	BB	SO	LOB
Tim Raines, S (1, 7) OBP: 0.394, SLG: 0.416	2-2 G5-3 ①		2-1 G4-3 ②		2-0 FC3-6 ② 1-2f		1-0 G3-1 ②		3-2 G4-3 ③		5	0	0	0	0	0	2
Dave Martinez, L (1, 8) OBP: 0.324, SLG: 0.382 Mike Aldrete, L (7, 9) OBP: 0.318, SLG: 0.319 Rex Hudler, R (10, PR) OBP: 0.278, SLG: 0.403	3-2 G4-3 ②		2-0 F8 ③		2-2 G4-3 ③		4-1 BB			0-1 SH1-4 S 1B 1B	3 1 0	0 0 1	0 1 0	0 0 0	0 1 0	0 0 0	1 0 0
Andres Galarraga, R (1, 3) OBP: 0.330, SLG: 0.429	2-1 P3 ③			0-0 G5-3 ①		0-1 G5-3 ①	1-1 F9 ③			4-1 1B SH1-4 1-2 IBB	4	0	0	0	1	0	1
Hubie Brooks, R (1, 9) OBP: 0.310, SLG: 0.392 Marquis Grissom, R (6, PR) OBP: 0.424, SLG: 0.389 (7, 9) (7, 8)		1-0 2B		0-2 2B		2-0 1B 1B SF7 HBP		1-0 G5-3 ①		1-0 SH1-4 ① 1-2 2-3	2 1	0 1	2 0	0 0	0 0	0 0	0 0
Tim Wallach, R (1, 5) OBP: 0.346, SLG: 0.422		4-1 G6-3 BB		1-2 P3 ②		0-0 1B 1-2 1B		0-0 F4 ②		4-0 1B IBB	3	0	1	0	2	0	1
Mike Fitzgerald, R (1, 2) OBP: 0.319, SLG: 0.390 Tim Burke, R (9, 1) Jim Dwyer, L (10, PH) OBP: 0.388, SLG: 0.399		2-2 G6-3 ① ② 1-2		0-1 L9 ③		1-1 1B 1-2 2-3		0-0 G5-3 ③		1-2 1B 1-2 2-3 3-H	4 0 1	0 0 0	1 0 1	0 0 1	0 0 0	0 0 0	3 0 0
Tom Foley, L (1, 4) OBP: 0.313, SLG: 0.348 Otis Nixon, S (9, PR) OBP: 0.306, SLG: 0.260 Junior Noboa, R (10, 4) OBP: 0.294, SLG: 0.273		4-1 BB		0-0 HR		0-0 SF7 ② 3-H			2-1 SH1-4 S SF8 1B		2 0 0	1 1 0	2 0 0	2 0 0	1 0 0	0 0 0	0 0 0
Spike Owen, S (1, 6) OBP: 0.355, SLG: 0.339		1-1 F6 ③		0-1 G3-1 ①		2-3 K ③			1 SAFE 1 SAFE 1 SAFE 1-1 SH1-4 ① 1-3		3	0	0	0	0	1	4
Bryn Smith, R (1, 1) OBP: 0.162, SLG: 0.082 Wallace Johnson, S (7, PH) OBP: 0.314, SLG: 0.375 Zane Smith, L (8, 1) OBP: 0.188, SLG: 0.219 Nelson Santovenia, R (9, 2) OBP: 0.307, SLG: 0.353			0-0 F9 ①		4-2 FC3-6 BB		2-3 K ①		1-0 SF8 ② 3-H		1 1 0 0	0 0 0 0	0 0 0 0	0 0 0 1	1 0 0 0	0 1 0 0	0 0 0 0
Inning Stats	R: 0 E: 0 K: 0 S: 10 H: 0 LOB: 0 BB: 0 P: 17	R: 0 E: 0 K: 0 S: 9 H: 1 LOB: 2 BB: 2 P: 21	R: 0 E: 0 K: 0 S: 4 H: 0 LOB: 0 BB: 0 P: 8	R: 0 E: 0 K: 0 S: 9 H: 1 LOB: 1 BB: 0 P: 10	R: 1 E: 0 K: 0 S: 11 H: 1 LOB: 1 BB: 1 P: 19	R: 1 E: 0 K: 1 S: 9 H: 2 LOB: 2 BB: 0 P: 14	R: 0 E: 0 K: 1 S: 7 H: 0 LOB: 1 BB: 1 P: 15	R: 0 E: 0 K: 0 S: 3 H: 0 LOB: 0 BB: 0 P: 4	R: 1 E: 0 K: 0 S: 9 H: 1 LOB: 1 BB: 0 P: 16	R: 1 E: 0 K: 0 S: 9 H: 2 LOB: 3 BB: 2 P: 19	1B: 5 2B: 2 3B: 0 HR: 1 SF: 2 SAC: 2 DP: 0 HBP: 1						

PITCHER		IP	WLS	BF	H	R	ER	SO	BB	IBB	HBP	BLK	WP	HR	S	P	ERA	WHIP
Rick Sutcliffe, R ERA: 3.71	(1, 1)	5.1		24	5	2	2	0	3	0	1	0	0	1	0	83	3.38	1.500
Les Lancaster, R ERA: 1.41	(6, 1)	3.2		13	1	1	1	2	1	0	0	0	0	0	23	41	2.46	0.545
Scott Sanderson, R ERA: 3.99	(10, 1)	0.1	L	4	1	1	1	0	0	2	0	0	0	0	4	13	27.00	3.000
Mitch Williams, L ERA: 2.7	(10, 1)	0.0		1	1	0	0	0	0	0	0	0	0	0	5	6	∞	∞

PITCHER	IP	WLS	BF	H	R	ER	SO	BB	IBB	HBP	BLK	WP	HR	S	P	ERA	WHIP

BOTTOM

AB	31
R	4
H	8
RBI	4
BB	6
SO	2
LOB	12

WP: 0 PB: 0 SB: 2 CS: 0 PA: 42

Batter	1	2	3	4	5	6	7	8	9	AB	R	H	RBI	BB	SO	LOB
Marvell Wynne, L (1, 8) OBP: 0.275, SLG: 0.353	B X 1-0 G6-3 ①		B C X 1-1 G5-3 ①			B B B C C C X 3-2 F8 ①		C S F S 0-3 K ②		4	0	0	0	0	1	0
23 Ryne Sandberg, R (1, 4) OBP: 0.356, SLG: 0.498	B B F B X 3-1 G5-3 ②		C B X 1-1 F9 ②			X 0-0 1B 2B		B B X 2-0 E 1B 1B		4	2	2	0	0	0	0
Dwight Smith, L (1, 7) OBP: 0.378, SLG: 0.500 Doug Dascenzo, S (8, 7) OBP: 0.229, SLG: 0.198	B B S F X 2-2 1B		S F S 0-3 K ③			B S S B X 2-2 1B 2-H 1B		C B X 1-1 E9 1-H 1B		4 0	0 0	3 0	1 0	0 0	1 0	0 0
Mark Grace, L (1, 3) OBP: 0.403, SLG: 0.455	B 1 SAFE C 1 SAFE 1 SAFE F S 1-3 K ③			F C F B F B X 2-2 P7 ①		P B 1 SAFE S 1 SAFE F 1 SAFE B 1 SAFE 3-2 F X G1-4-3 1-3 1B		I I I I 4-0 IBB		3	0	1	0	1	1	1
Andre Dawson, R (1, 9) OBP: 0.305, SLG: 0.468		B C F B S 2-3 K ①		X 0-0 F9 ②		X 0-0 G1-4-3 1-2f ②③		B B S X 2-1 G6-3 ③		4	0	0	0	0	1	4
Luis Salazar, R (1, 5) OBP: 0.316, SLG: 0.417		B B C S B B 4-2 FC4-6 BB		C B B F C 2-3 K ③			C C C 0-3 K ①		B B X 2-0 F8 ①	3	0	0	0	1	2	0
Shawon Dunston, R (1, 6) OBP: 0.323, SLG: 0.408		C B B 1 SAFE S B 1 SAFE F X 3-2 FC4-6 1-2f 3B ②			B B C F X 2-2 CS 1B		B X 1-0 F8 ②		F C B B X 2-2 G4-3 ②	4	1	1	0	0	0	1
Rick Wrona, R (1, 2) OBP: 0.258, SLG: 0.318 Joe Girardi, R (9, 2) OBP: 0.282, SLG: 0.287		X 0-0 1-H 3B			F P P 1 SAFE 1 SAFE F F S 2-3 K 1-2 ①②		C C B X 1-2 G5-3 ③		B C X 1-1 G6-3 ③	4 0	0 0	1 0	1 0	0 0	1 0	1 0
Greg Maddux, R (1, 1) OBP: 0.229, SLG: 0.235 Mitch Williams, L (9, 1) OBP: 0.200, SLG: 0.800		B X 1-0 G5-3 ③			F X 0-1 P6 ③			B C X 1-1 G6-3 ①		3 0	0 0	0 0	0 0	0 0	0 0	1 0
Inning Stats	R: 0 E: 0 K: 1 S: 9 H: 1 LOB: 1 BB: 0 P: 16	R: 1 E: 0 K: 1 S: 11 H: 1 LOB: 1 BB: 1 P: 21	R: 0 E: 0 K: 1 S: 7 H: 0 LOB: 0 BB: 0 P: 9	R: 0 E: 0 K: 1 S: 9 H: 0 LOB: 0 BB: 0 P: 13	R: 0 E: 0 K: 1 S: 11 H: 1 LOB: 0 BB: 0 P: 13	R: 1 E: 0 K: 0 S: 13 H: 3 LOB: 1 BB: 0 P: 20	R: 0 E: 0 K: 1 S: 7 H: 0 LOB: 0 BB: 0 P: 9	R: 1 E: 1 K: 1 S: 11 H: 2 LOB: 2 BB: 1 P: 21	R: 0 E: 0 K: 0 S: 6 H: 0 LOB: 0 BB: 0 P: 11	1B: 6 2B: 2 3B: 1 HR: 0 SF: 0 SAC: 0 DP: 2 HBP: 0						

PITCHER		IP	WLS	BF	H	R	ER	SO	BB	IBB	HBP	BLK	WP	HR	S	P	ERA	WHIP
Dennis Martinez, R ERA: 3.18	(1, 1)	9.0	L	35	8	3	2	7	1	1	0	0	0	0	84	133	2.00	1.000

PITCHER	IP	WLS	BF	H	R	ER	SO	BB	IBB	HBP	BLK	WP	HR	S	P	ERA	WHIP

TOP

Chicago Cubs @ Montreal Expos

Olympic Stadium, Montreal, QB

Tue Sep 26 1989, 7:05 PM EDT

Att. 11,615 - Dome

livebaseballscorecards.com

AB	33
R	3
H	8
RBI	2
BB	2
SO	7
LOB	8

Batter	1	2	3	4	5	6	7	8	9	AB	R	H	RBI	BB	SO	LOB
Tim Raines, S (1, 7) OBP: 0.393, SLG: 0.417	X 0-0 G6-3 ①		X 0-0 S 2B		B X 1-0 G3-1 ③		B C B X 2-1 P4 ②			4	0	1	0	0	0	1
Marquis Grissom, R (1, 8) OBP: 0.414, SLG: 0.379	C B X 1-1 G3 ②		B C X 1-1 F9 ②			F X 0-1 1B 1B 1B	B B X 2-0 F8 ③			4	1	1	0	0	0	1
Andres Galarraga, R (1, 3) OBP: 0.329, SLG: 0.428	B B B F F F S 3-3 K ③		B B S F S S 2-3 K ③			X 0-0 G5-3 1B 1-3 SF8 1B		C F B F X 1-2 L4 ①		4	1	1	0	0	2	1
Hubie Brooks, R (1, 9) OBP: 0.309, SLG: 0.391		C F F S 0-3 K ①		F B S S 1-3 K ①		S B B X 2-1 G5-3 1-2 3-H 1B		S B S X 1-2 G4-3 ②		4	0	1	1	0	2	0
Tim Wallach, R (1, 5) OBP: 0.343, SLG: 0.419		B F F B F F B X 3-2 P4 ②		B S B X 2-1 G5-3 ②		B B F X 2-1 G5-3 ① 1-2 2-3		B X 1-0 G6-3 ③		4	0	0	0	0	0	2
Tom Foley, L (1, 4) OBP: 0.317, SLG: 0.350 Otis Nixon, S (9, PR) OBP: 0.306, SLG: 0.260		B B X 2-0 1B 1B		B B C X 2-1 G3-1 ③		I I I 4-0 IBB			C B X 1-1 S SH3 1B	3 0	0 0	2 0	0 0	1 0	0 0	0 0
Nelson Santovenia, R (1, 2) OBP: 0.308, SLG: 0.354		B F X 1-1 1-3 1B			F B B X 2-1 E5 FC3-6	B B F X 2-1 SF8 3-H			1 SAFE 1 SAFE P C X 1-1 SH3 ① 1-2	2	0	1	1	0	0	0
Spike Owen, S (1, 6) OBP: 0.353, SLG: 0.336 Wallace Johnson, S (9, PH) OBP: 0.311, SLG: 0.372		F C C 0-3 K ③			B B F B C X 3-2 FC3-6 SH1 ① 1-2f	B X 1-0 P5 ③			B S F F B B B F X 3-2 P4 ②	3 1	0 0	0 0	0 0	0 0	1 0	5 2
Dennis Martinez, R (1, 1) OBP: 0.182, SLG: 0.125 Mike Fitzgerald, R (9, PH) OBP: 0.318, SLG: 0.389			X 0-0 G6-3 ①		X 0-0 SH1 ② 1-2		F S B S 1-3 K ①		F S B S 1-3 K ③ 2-3	2 1	0 0	0 0	0 0	0 0	1 1	0 2
Inning Stats	R: 0 E: 0 K: 1 S: 7 H: 0 LOB: 0 BB: 0 P: 11	R: 0 E: 0 K: 2 S: 15 H: 2 LOB: 2 BB: 0 P: 21	R: 0 E: 0 K: 1 S: 7 H: 1 LOB: 1 BB: 0 P: 10	R: 0 E: 0 K: 1 S: 7 H: 0 LOB: 0 BB: 0 P: 12	R: 0 E: 1 K: 0 S: 7 H: 0 LOB: 1 BB: 0 P: 13	R: 2 E: 0 K: 0 S: 10 H: 3 LOB: 2 BB: 1 P: 21	R: 0 E: 0 K: 1 S: 6 H: 0 LOB: 0 BB: 0 P: 11	R: 0 E: 0 K: 0 S: 8 H: 0 LOB: 0 BB: 0 P: 11	R: 0 E: 0 K: 1 S: 13 H: 1 LOB: 2 BB: 0 P: 18	1B: 6 2B: 1 3B: 0 HR: 0	SF: 1 SAC: 2 DP: 0 HBP: 0						

PITCHER	IP	WLS	BF	H	R	ER	SO	BB	IBB	HBP	BLK	WP	HR	S	P	ERA	WHIP
Greg Maddux, R (1, 1) ERA: 2.95	8.1	W	34	7	2	2	6	0	1	0	0	0	0	72	116	2.16	0.840
Mitch Williams, L (9, 1) ERA: 2.68	0.2	S	2	0	0	0	1	0	0	0	0	0	0	8	12	0.00	0.000

PITCHER	IP	WLS	BF	H	R	ER	SO	BB	IBB	HBP	BLK	WP	HR	S	P	ERA	WHIP

BOTTOM

Chicago Cubs @ Montreal Expos

Olympic Stadium, Montreal, QB

Tue Sep 26 1989, 7:05 PM EDT

Att. 11,615 - Dome

livebaseballscorecards.com

AB	32
R	2
H	7
RBI	2
BB	1
SO	7
LOB	14

Chicago Cubs @ Montreal Expos

Olympic Stadium, Montreal, QB

Wed Sep 27 1989, 7:05 PM EDT

Att. 12,442 - Unknown

TOP

livebaseballscorecards.com

Batter	1	2	3	4	5	6	7	8	9	AB	R	H	RBI	BB	SO	LOB
Doug Dascenzo, S (1, 8) OBP: 0.228, SLG: 0.193	G4-3		F7		G4-3		K		BB	4	0	0	0	1	1	2
23 Ryne Sandberg, R (1, 4) OBP: 0.355, SLG: 0.498	G5-3			F8 SF7 HBP	1B		1B		F9	1	0	0	0	0	0	0
Greg Smith, S (2, 4) OBP: 0.500, SLG: 0.400										3	1	2	2	0	0	2
Mitch Webster, S (1, 9) OBP: 0.336, SLG: 0.369	S 1B 1B			S SF7 BB	1B			1B 2B		3	3	3	0	1	0	0
Dwight Smith, L (1, 7) OBP: 0.377, SLG: 0.497	CS 1B			F8	K			F9		4	0	1	1	0	1	5
Lloyd McClendon, R (1, 3) OBP: 0.364, SLG: 0.480	CS	L6-3 BB		SF7		F8		G4-6-3 1B		2	0	1	2	1	0	0
Vance Law, R (1, 5) OBP: 0.294, SLG: 0.348		L6-3 BB		G5-3		G6-4-3 BB		G4-6-3		2	0	0	0	2	0	1
Domingo Ramos, R (1, 6) OBP: 0.335, SLG: 0.331		L6-3			2B BB	G6-4-3			G4-3	3	1	0	0	1	0	3
Rick Wrona, R (1, 2) OBP: 0.280, SLG: 0.341			F7		G4-3 1B 2B				BB HBP	3	2	2	1	0	0	0
Mike Bielecki, R (1, 1) OBP: 0.082, SLG: 0.043			F8		K				K	2	0	0	0	0	1	1
Jeff Pico, R (6, 1) OBP: 0.100, SLG: 0.100										1	0	0	0	0	1	1
Inning Stats	R: 1 E: 0 K: 0 S: 10 H: 2 LOB: 0 BB: 0 P: 15	R: 0 E: 0 K: 0 S: 13 H: 0 LOB: 0 BB: 2 P: 22	R: 0 E: 0 K: 0 S: 5 H: 0 LOB: 0 BB: 0 P: 10	R: 2 E: 0 K: 0 S: 7 H: 0 LOB: 0 BB: 1 P: 17	R: 2 E: 0 K: 2 S: 11 H: 3 LOB: 2 BB: 1 P: 17	R: 0 E: 0 K: 0 S: 6 H: 0 LOB: 0 BB: 1 P: 13	R: 1 E: 0 K: 1 S: 6 H: 2 LOB: 1 BB: 0 P: 9	R: 1 E: 0 K: 0 S: 10 H: 2 LOB: 0 BB: 0 P: 15	R: 0 E: 0 K: 1 S: 11 H: 0 LOB: 2 BB: 1 P: 19	1B: 7 2B: 2 3B: 1 HR: 0 SF: 1 SAC: 1 DP: 2 HBP: 2						

	AB	28
	R	7
	H	9
	RBI	6
	BB	6
	SO	4
	LOB	15

WP: 0 PB: 0 SB: 2 CS: 1 PA: 39

PITCHER	IP	WLS	BF	H	R	ER	SO	BB	IBB	HBP	BLK	WP	HR	S	P	ERA	WHIP
Rich Thompson, R (1, 1) ERA: 2.32	4.2	L	21	5	5	4	1	4	0	1	0	0	0	43	76	7.71	1.929
Joe Hesketh, L (5, 1) ERA: 5.89	1.1		4	0	0	0	1	1	0	0	0	0	0	9	18	0.00	0.750
Andy McGaffigan, R (7, 1) ERA: 4.68	3.0		13	4	2	2	2	1	0	1	0	0	0	27	43	6.00	1.667

PITCHER	IP	WLS	BF	H	R	ER	SO	BB	IBB	HBP	BLK	WP	HR	S	P	ERA	WHIP

Chicago Cubs @ Montreal Expos

Olympic Stadium, Montreal, QB

Wed Sep 27 1989, 7:05 PM EDT

Att. 12,442 - Unknown

BOTTOM

livebaseballscorecards.com

Batter	1	2	3	4	5	6	7	8	9	AB	R	H	RBI	BB	SO	LOB
Tim Raines, S (1, 7) OBP: 0.394, SLG: 0.417	G6-3			E 1B		FC6-4		G6-3		4	0	2	0	0	0	0
Marquis Grissom, R (1, 8) OBP: 0.392, SLG: 0.355	F8			F7		L4		K		4	0	0	0	0	1	2
Andres Galarraga, R (1, 3) OBP: 0.330, SLG: 0.436	CS 2B			F9		FC6-4 1B			HR	4	1	2	1	0	0	2
Hubie Brooks, R (1, 9) OBP: 0.313, SLG: 0.395	CS 2-3	CS 1B		E4 1-3		1-2 1B			E 2B	3	0	3	0	0	0	0
Andy McGaffigan, R (7, 1) OBP: 1.000, SLG: 1.000										0	0	0	0	0	0	0
Jim Dwyer, L (9, PH) OBP: 0.390, SLG: 0.406										1	1	1	0	0	0	0
Tim Wallach, R (1, 5) OBP: 0.342, SLG: 0.417		K 1-2		F9		F8			K	2	0	0	0	0	1	3
Joe Hesketh, R (5, 1) OBP: 0.500, SLG: 0.500										0	0	0	0	0	0	0
Larry Walker, L (6, PH) OBP: 0.275, SLG: 0.178										1	0	0	0	0	0	2
(7, 9)																
Mike Aldrete, L (8, 9) OBP: 0.316, SLG: 0.316										1	0	0	0	0	1	1
Tom Foley, L (1, 4) OBP: 0.314, SLG: 0.347		G4-3			F7		G1-3		F7	4	0	0	0	0	0	1
(5, 5)																
Nelson Santovenia, R (1, 2) OBP: 0.308, SLG: 0.354		G4-3			FC5-4 1B		G6-3		E4 1B 2-H	3	0	1	0	0	0	0
Gilberto Reyes, R (8, 2)										1	0	0	0	0	0	0
Jeff Huson, L (1, 6) OBP: 0.225, SLG: 0.230		P3			FC5-4 1-2f		G1-3		FC6 1-2 1B	4	0	1	0	0	0	1
Rich Thompson, R (1, 1)										1	0	0	0	0	0	0
Junior Noboa, R (5, 4) OBP: 0.270, SLG: 0.250		F7			G6-3			P6	FC6 1-2f	3	0	0	0	0	0	3

	AB	R	H	RBI	BB	SO	LOB
	36	2	10	1	0	3	15

Inning Stats	1	2	3	4	5	6	7	8	9
R	0	0	0	0	0	0	0	0	2
E	0	0	0	1	0	0	0	0	1
K	0	1	0	0	0	0	0	1	1
S	13	6	4	10	13	9	9	7	14
H	1	1	0	2	1	2	0	0	3
LOB	0	0	0	2	1	2	0	0	2
BB	0	0	0	0	0	0	0	0	0
P	19	11	7	15	21	13	9	10	22

	1B	SF	WP	PA
	7	0	0	37
	3	0	0	
	0	1	0	
	1	0	2	
	3	0	0	
	0	0	0	
	1	0	2	

PITCHER		IP	WLS	BF	H	R	ER	SO	BB	IBB	HBP	BLK	WP	HR	S	P	ERA	WHIP
Mike Bielecki, R ERA: 3.14	(1, 1)	5.0	W	18	5	0	0	1	0	0	0	0	0	0	46	73	0.00	1.000
Jeff Pico, R ERA: 3.84	(6, 1)	4.0	S	18	5	2	1	2	0	0	0	0	0	1	39	54	2.25	1.250

PITCHER	IP	WLS	BF	H	R	ER	SO	BB	IBB	HBP	BLK	WP	HR	S	P	ERA	WHIP

Batter	1	2	3	4	5	6	7	8	9	AB	R	H	RBI	BB	SO	LOB
Rex Hudler, R (1, 7) OBP: 0.271, SLG: 0.392	C X 0-1 ① F4			B B X 2-0 ① P3		C B B B X 3-1 ③ F7			C S X 0-2 ① F8	4	0	0	0	0	0	1
Marquis Grissom, R (1, 8) OBP: 0.385, SLG: 0.348	B C B B S S 3-3 ② K			B B C F S 2-3 ② K			B B C X 2-1 K 1B		B X 1-0 ② F8	4	0	1	0	0	2	0
Andres Galarraga, R (1, 3) OBP: 0.328, SLG: 0.433	B B B F F X 3-2 ③ F8			S X 0-1 ③ F9			B S 1 SAFE F B S 2-3 ① ② K 1-2		C B C S 1-3 ③ K	4	0	0	0	0	2	1
Hubie Brooks, R (1, 9) OBP: 0.315, SLG: 0.395		F X 0-1 ① F8			B B F S B F F F B 4-2 G5-4-3 BB		X 0-0 BB 1B			2	0	1	0	1	0	0
Tim Wallach, R (1, 5) OBP: 0.342, SLG: 0.416		X 0-0 ② 4-3			B C B B B X 3-1 ① F7		B F B B B 4-1 1-2 BB			2	0	0	0	1	0	1
Nelson Santovenia, R (1, 2) OBP: 0.305, SLG: 0.350		B X 1-0 ③ F4			B B X 2-0 ② ③ G5-4-3 1-2f		B X 1-0 ③ P3			3	0	0	0	0	0	3
Junior Noboa, R (1, 4) OBP: 0.275, SLG: 0.256			B X 1-0 ① F8			B F X 1-1 1B		B B B C C X 3-2 ① 5-3		3	0	1	0	0	0	0
Spike Owen, S (1, 6) OBP: 0.351, SLG: 0.334			B X 1-0 ② F7			C X 0-1 ① F6		C F B F B F F F S 2-3 ② K		3	0	0	0	0	1	1
Mark Langston, R (1, 1) OBP: 0.169, SLG: 0.203			S B F B S 2-3 ③ K			F M S 0-3 ② K		C F B C 1-3 ③ K		2	0	0	0	0	2	1
Mike Fitzgerald, R (8, PH) OBP: 0.317, SLG: 0.388										1	0	0	0	0	1	0
Zane Smith, L (8, 1) OBP: 0.188, SLG: 0.219										0	0	0	0	0	0	0
Inning Stats	R: 0 E: 0 K: 1 S: 8 H: 0 LOB: 0 BB: 0 P: 14	R: 0 E: 0 K: 0 S: 4 H: 0 LOB: 0 BB: 0 P: 5	R: 0 E: 0 K: 1 S: 5 H: 0 LOB: 0 BB: 0 P: 9	R: 0 E: 0 K: 1 S: 6 H: 0 LOB: 0 BB: 0 P: 10	R: 0 E: 0 K: 0 S: 8 H: 0 LOB: 0 BB: 1 P: 17	R: 0 E: 0 K: 1 S: 9 H: 1 LOB: 1 BB: 0 P: 13	R: 0 E: 0 K: 1 S: 8 H: 2 LOB: 2 BB: 1 P: 17	R: 0 E: 0 K: 2 S: 13 H: 0 LOB: 0 BB: 0 P: 19	R: 0 E: 0 K: 1 S: 7 H: 0 LOB: 0 BB: 0 P: 9	1B: 3 2B: 0 3B: 0 HR: 0 SF: 0 SAC: 0 DP: 1 HBP: 0						

PITCHER	IP	WLS	BF	H	R	ER	SO	BB	IBB	HBP	BLK	WP	HR	S	P	ERA	WHIP
Dennis Cook, L (1, 1) ERA: 3.72	9.0	W	30	3	0	0	8	2	0	0	0	0	0	68	113	0.00	0.556

PITCHER	IP	WLS	BF	H	R	ER	SO	BB	IBB	HBP	BLK	WP	HR	S	P	ERA	WHIP

TOP

Montreal Expos @ Philadelphia Phillies

Veterans Stadium, Philadelphia, PA

Fri Sep 29 1989, 7:05 PM EDT

Att. 15,771 - Unknown

livebaseballscorecards.com

AB	28
R	0
H	3
RBI	0
BB	2
SO	8
LOB	8

WP: 0 PA: 30
PB: 0
SB: 0
CS: 0

BOTTOM

Montreal Expos @ Philadelphia Phillies

Veterans Stadium, Philadelphia, PA

Fri Sep 29 1989, 7:05 PM EDT

Att. 15,771 - Unknown

livebaseballscorecards.com

Batter	1	2	3	4	5	6	7	8	9	AB	R	H	RBI	BB	SO	LOB
Lenny Dykstra, L (1, 8) OBP: 0.318, SLG: 0.358	F S B B X 2-2 1-3 ①		B B S B B 4-1 BB		B C B B F B 4-2 CS BB			B X 1-0 FC3-6 SH 1B 1B		2	1	1	0	2	0	0
Tom Barrett, S (1, 4) OBP: 0.250, SLG: 0.222	B C B B F B S 3-3 K ②		B F C C 1-3 K ③		F C B B 2-2 CS ③ 1-2	X 0-0 F7 ①		F B F X 1-2 SH FC3-6 1-2		3	0	0	0	0	2	1
John Kruk, L (1, 7) OBP: 0.370, SLG: 0.427 Bob Dernier, R (8, PR) OBP: 0.228, SLG: 0.216 (9, 7)	X 0-0 4-3 ③			B B C X 2-1 1B 1B		B B X 2-0 1B		X 0-0 FC3-6 6-3 1B ① 1-2f 2-3		4 0	0 0	2 0	0 0	0 0	0 0	2 0
Ricky Jordan, R (1, 3) OBP: 0.318, SLG: 0.410		C X 0-1 4-3 ①		X 0-0 1-2 1B		F S S 0-3 K ②		B F B X 2-1 6-3 1-2 3-H 1B		4	0	2	1	0	1	1
Von Hayes, L (1, 9) OBP: 0.377, SLG: 0.464		B F B B X 3-1 HR		C C S 0-3 K ①		C B B B S X 3-2 P5 ③		C B C F B X 2-2 6-3 ② 1-2 2-3		4	1	1	1	0	1	5
Charlie Hayes, R (1, 5) OBP: 0.274, SLG: 0.378		B S B S C 2-3 K ②		B X 1-0 F7 ②			C B X 1-1 5-3 ①	I I I 4-0 IBB		3	0	0	0	1	1	2
Steve Jeltz, S (1, 6) OBP: 0.358, SLG: 0.340		B S C B X 2-2 5-3 ③		S B F B F F S 2-3 K ③			C B C B F F B F X 3-2 6-3 ②	C F S 0-3 K ③		4	0	0	0	0	2	5
Tom Nieto, R (1, 2) OBP: 0.370, SLG: 0.150			B B C F B X 3-2 F9 ①		C B F S 1-3 K ①		B B S B C B 4-2 BB			2	0	0	0	1	1	0
Dennis Cook, L (1, 1) OBP: 0.214, SLG: 0.286			C X 0-1 4-3 ②		S S F B X 1-2 4-3 ②		C F B S 1-3 K ③			3	0	0	0	0	1	1

AB	29
R	2
H	6
RBI	2
BB	4
SO	9
LOB	17

Inning Stats	1	2	3	4	5	6	7	8	9
	R: 0 H: 0 E: 0 LOB: 0 K: 1 BB: 0 S: 7 P: 12	R: 1 H: 1 E: 0 LOB: 0 K: 1 BB: 0 S: 10 P: 17	R: 0 H: 0 E: 0 LOB: 1 K: 1 BB: 1 S: 9 P: 17	R: 0 H: 2 E: 0 LOB: 2 K: 2 BB: 0 S: 12 P: 17	R: 0 H: 0 E: 0 LOB: 0 K: 1 BB: 1 S: 11 P: 19	R: 0 H: 1 E: 0 LOB: 1 K: 1 BB: 0 S: 8 P: 13	R: 0 H: 0 E: 0 LOB: 1 K: 1 BB: 1 S: 13 P: 22	R: 1 H: 2 E: 1 LOB: 3 K: 1 BB: 1 S: 14 P: 24	

	1B	SF	WP	PA
	2B: 0	SAC: 1	PB: 0	
	3B: 0	DP: 0	SB: 0	
	HR: 1	HBP: 0	CS: 1	

PITCHER		IP	WLS	BF	H	R	ER	SO	BB	IBB	HBP	BLK	WP	HR	S	P	ERA	WHIP
Mark Langston, L ERA: 2.74	(1, 1)	7.0	L	27	4	1	1	8	3	0	0	0	0	1	70	117	1.29	1.000
Zane Smith, L ERA: 3.49	(8, 1)	1.0		7	2	1	1	1	0	1	0	0	0	0	14	24	9.00	2.000

PITCHER	IP	WLS	BF	H	R	ER	SO	BB	IBB	HBP	BLK	WP	HR	S	P	ERA	WHIP

Montreal Expos @ Philadelphia Phillies

Veterans Stadium, Philadelphia, PA

Sat Sep 30 1989, 7:05 PM EDT

Att. 20,448 - Unknown

TOP

livebaseballscorecards.com

Batter	1	2	3	4	5	6	7	8	9	AB	R	H	RBI	BB	SO	LOB
Rex Hudler, R (1, 4) OBP: 0.277, SLG: 0.401	6-3		1B		1-3 2B		P3			4	0	2	0	0	0	1
Marquis Grissom, R (1, 8) OBP: 0.378, SLG: 0.343	K			E8 F7 1B 1B	6-3		FC6-4 1-2f			4	1	1	0	0	1	3
Andres Galarraga, R (1, 3) OBP: 0.326, SLG: 0.430	K			F7 2-3		L8		5-3		4	0	0	0	0	1	1
Hubie Brooks, R (1, 9) OBP: 0.316, SLG: 0.396		L8		G4-6-3 3-H 1B		K		CS 1B		4	0	2	1	0	1	0
Tim Wallach, R (1, 5) OBP: 0.343, SLG: 0.422		HR		G4-6-3 1-2f		BB 1B		K 1-2		4	1	2	1	0	1	2
Mike Fitzgerald, R (1, 7) OBP: 0.322, SLG: 0.386		K			E S 1B BB	1-2 BB			BB	1	1	0	0	3	1	0
Junior Noboa, R (1, 6) OBP: 0.256, SLG: 0.238		4-3			5-3 1-3	4-3			F8	3	0	0	0	0	0	3
Wallace Johnson, S (9, PH) OBP: 0.309, SLG: 0.368										1	0	0	0	0	0	1
Gilberto Reyes, R (1, 2) OBP: 0.200, SLG: 0.200			K		2B 3-H 1B		P3		K	3	0	1	1	0	1	0
Jim Dwyer, L (9, PH) OBP: 0.389, SLG: 0.404										1	0	0	0	0	1	1
Mark Gardner, R (1, 1) OBP: 0.167, SLG: 0.167			K		K		FC6-4 1B		F6	3	0	1	0	0	2	1
Joe Hesketh, R (8, 1) OBP: 0.500, SLG: 0.500										0	0	0	0	0	0	0
Larry Walker, L (9, PH) OBP: 0.269, SLG: 0.174										1	0	0	0	0	0	1

Inning Stats	1	2	3	4	5	6	7	8	9
	R: 0 E: 0 K: 2 S: 7	H: 0 LOB: 0 BB: 0 P: 7	R: 1 E: 0 K: 1 S: 6	H: 1 LOB: 0 BB: 0 P: 6	R: 0 E: 0 K: 2 S: 7	H: 1 LOB: 1 BB: 0 P: 7	R: 1 E: 1 K: 0 S: 4	H: 2 LOB: 0 BB: 0 P: 4	R: 1 E: 0 K: 1 S: 7	H: 2 LOB: 2 BB: 1 P: 11	R: 0 E: 0 K: 1 S: 6	H: 1 LOB: 2 BB: 1 P: 10	R: 0 E: 0 K: 0 S: 4	H: 1 LOB: 1 BB: 0 P: 4	R: 0 E: 0 K: 1 S: 5	H: 1 LOB: 1 BB: 0 P: 5	R: 0 E: 0 K: 1 S: 5	H: 0 LOB: 1 BB: 1 P: 9

AB	33
R	3
H	9
RBI	3
BB	3
SO	9
LOB	14

1B: 7	SF: 0
2B: 2	SAC: 0
3B: 0	DP: 2
HR: 1	HBP: 0

WP: 0	PA: 36
PB: 0	
SB: 1	
CS: 1	

PITCHER	IP	WLS	BF	H	R	ER	SO	BB	IBB	HBP	BLK	WP	HR	S	P	ERA	WHIP
Bruce Ruffin, L (1, 1) ERA: 4.44	7.0	W	29	8	3	2	7	2	0	0	0	0	1	41	49	2.57	1.429
Todd Frohwirth, R (8, 1) ERA: 3.65	1.0		3	1	0	0	1	0	0	0	0	0	0	5	5	0.00	1.000
Roger McDowell, R (9, 1) ERA: 1.98	1.0	S	4	0	0	0	1	1	0	0	0	0	0	5	9	0.00	1.000

PITCHER	IP	WLS	BF	H	R	ER	SO	BB	IBB	HBP	BLK	WP	HR	S	P	ERA	WHIP

Montreal Expos @ Philadelphia Phillies

Veterans Stadium, Philadelphia, PA

Sat Sep 30 1989, 7:05 PM EDT

Att. 20,448 - Unknown

livebaseballscorecards.com

BOTTOM

Batter	1	2	3	4	5	6	7	8	9	AB	R	H	RBI	BB	SO	LOB
Lenny Dykstra, L (1, 8) OBP: 0.318, SLG: 0.356	K		L3		3-1 BB		4-3			3	0	0	0	1	1	0
Steve Jeltz, S (1, 4) OBP: 0.359, SLG: 0.342	BB 1B		K		F7			3B 1B		4	2	2	0	0	1	2
John Kruk, L (1, 7) OBP: 0.374, SLG: 0.437 Bob Dernier, R (8, PR) OBP: 0.228, SLG: 0.216 (9, 7)	1B BB			3B 2B	3-1			1B 3B		3 0	1 1	2 0	1 0	1 0	0 0	2 0
Ricky Jordan, R (1, 3) OBP: 0.319, SLG: 0.410	1B			F9	L5			BB 1B 3B		4	0	2	2	0	0	3
Von Hayes, L (1, 9) OBP: 0.376, SLG: 0.461	F9			3B BB		4-3		K		3	1	0	0	1	1	3
Dickie Thon, R (1, 6) OBP: 0.319, SLG: 0.425		F8		4-3 3B		F9		K		4	1	1	2	0	1	2
Charlie Hayes, R (1, 5) OBP: 0.274, SLG: 0.377		F9		4-3		6-3		BB 1B		4	0	1	1	0	0	0
Darren Daulton, L (1, 2) OBP: 0.302, SLG: 0.307		F7		L8			K	BB		3	0	0	0	1	1	0
Bruce Ruffin, S (1, 1) OBP: 0.300, SLG: 0.206 Curt Ford, L (7, PH) OBP: 0.299, SLG: 0.295 Todd Frohwirth, R (8, 1) Randy Ready, R (8, PH) OBP: 0.362, SLG: 0.404 Roger McDowell, R (9, 1) OBP: 0.333, SLG: 0.333			K		3-1 BB 1B		K	F7		2 1 0 1 0	0 0 0 0 0	1 0 0 0 0	0 0 0 0 0	0 1 0 0 0	1 0 0 0 0	0 0 0 3 0
Inning Stats	R: 1 H: 2 E: 0 LOB: 1 K: 1 BB: 1 S: 6 P: 10	R: 0 H: 0 E: 0 LOB: 0 K: 0 BB: 0 S: 3 P: 3	R: 0 H: 0 E: 0 LOB: 0 K: 2 BB: 0 S: 7 P: 7	R: 3 H: 2 E: 0 LOB: 0 K: 0 BB: 1 S: 5 P: 9	R: 0 H: 1 E: 0 LOB: 2 K: 0 BB: 1 S: 4 P: 8	R: 0 H: 0 E: 0 LOB: 0 K: 0 BB: 0 S: 3 P: 3	R: 0 H: 0 E: 0 LOB: 0 K: 2 BB: 0 S: 7 P: 7	R: 2 H: 4 E: 0 LOB: 3 K: 2 BB: 1 S: 11 P: 15		1B: 6 SF: 0 2B: 1 SAC: 0 3B: 2 DP: 0 HR: 0 HBP: 0						

	AB	32
	R	6
	H	9
	RBI	6
	BB	4
	SO	7
	LOB	15

WP: 0 PA: 36
PB: 0
SB: 0
CS: 0

PITCHER		IP	WLS	BF	H	R	ER	SO	BB	IBB	HBP	BLK	WP	HR	S	P	ERA	WHIP
Mark Gardner, R ERA: 5.13	(1, 1)	7.0	L	31	8	6	6	5	3	0	0	0	0	0	38	50	7.71	1.571
Joe Hesketh, L ERA: 5.77	(8, 1)	1.0		5	1	0	0	2	1	0	0	0	0	0	8	12	0.00	2.000

PITCHER	IP	WLS	BF	H	R	ER	SO	BB	IBB	HBP	BLK	WP	HR	S	P	ERA	WHIP

Montreal Expos @ Philadelphia Phillies

Veterans Stadium, Philadelphia, PA

Sun Oct 01 1989, 3:33 AM EDT

Att. 25,213 - Unknown

TOP

livebaseballscorecards.com

Batter	1	2	3	4	5	6	7	8	9	AB	R	H	RBI	BB	SO	LOB
Tim Raines, S (1, 7)	K		G5-4-3 1B		E S 1B		5-3			4	0	2	0	0	1	0
OBP: 0.395, SLG: 0.418																
Rich Thompson, R (7, 1)										0	0	0	0	0	0	0
Rex Hudler, R (1, 4)	2B		G5-4-3 1-2f		F6 1-3			F8		3	0	1	0	0	0	2
OBP: 0.278, SLG: 0.406																
John Candelaria, L (5, 1)										0	0	0	0	0	0	0
Mike Fitzgerald, R (7, 7)										0	0	0	0	0	0	0
OBP: 0.322, SLG: 0.386																
Larry Walker, L (8, PH)										1	0	0	0	0	0	0
OBP: 0.264, SLG: 0.170																
(8, 7)																
Andres Galarraga, R (1, 3)	F8			HR 2B		2B 2B		1-3		4	2	2	0	0	0	1
OBP: 0.327, SLG: 0.434																
Hubie Brooks, R (1, 9)	K			2-H HR		G2-3 2-H 2B		F9		4	1	2	3	0	1	1
OBP: 0.317, SLG: 0.404																
Tim Wallach, R (1, 5)		6-3		6-3		K			6-3	4	0	0	0	0	1	1
OBP: 0.341, SLG: 0.419																
Nelson Santovenia, R (1, 2)		1B		L8-3 1B		G2-3 2-3			6-3	4	0	2	0	0	0	1
OBP: 0.307, SLG: 0.352																
Marquis Grissom, R (1, 8)		K		L8-3 1-2		K			2-3	4	0	0	0	0	2	3
OBP: 0.360, SLG: 0.324																
Spike Owen, S (1, 6)		K			P6		F6			3	0	0	0	0	1	1
OBP: 0.349, SLG: 0.332																
Bryn Smith, R (1, 1)			K		6-3		F4			1	0	0	0	0	1	0
OBP: 0.159, SLG: 0.081																
Junior Noboa, R (5, PH)										2	0	0	0	0	0	0
OBP: 0.244, SLG: 0.227																
(5, 4)																

	AB	34
	R	3
	H	9
	RBI	3
	BB	0
	SO	7
	LOB	10

Inning Stats	1	2	3	4	5	6	7	8	9
	R: 0	R: 0	R: 0	R: 2	R: 0	R: 1	R: 0	R: 0	R: 0
	E: 0	E: 0	E: 0	E: 0	E: 0	E: 0	E: 0	E: 0	E: 0
	K: 2	K: 2	K: 1	K: 0	K: 0	K: 2	K: 0	K: 0	K: 0
	S: 11	S: 12	S: 6	S: 19	S: 8	S: 14	S: 5	S: 6	S: 4
	H: 1	H: 1	H: 1	H: 3	H: 1	H: 2	H: 0	H: 0	H: 0
	LOB: 1	LOB: 1	LOB: 0	LOB: 0	LOB: 1	LOB: 1	LOB: 0	LOB: 0	LOB: 0
	BB: 0	BB: 0	BB: 0	BB: 0	BB: 0	BB: 0	BB: 0	BB: 0	BB: 0
	P: 14	P: 16	P: 10	P: 27	P: 9	P: 18	P: 8	P: 6	P: 5

| | | | | | | | | | | | | | | | |

Batter	1	2	3	4	5	6	7	8	9	AB	R	H	RBI	BB	SO	LOB
Bob Dernier, R (1, 8) OBP: 0.225, SLG: 0.214	F4	G6-4-3 1-2f		K			G4-6-3 1B			2	0	0	0	0	0	1
Dwayne Murphy, L (3, 8) OBP: 0.341, SLG: 0.423										1	0	0	0	0	1	1
Keith Miller, S (7, 8) OBP: 0.300, SLG: 0.400										1	0	1	0	0	0	0
Curt Ford, L (1, 9) OBP: 0.298, SLG: 0.289	HR S BB		6-3		F6		G4-6-3 1-2f			3	1	0	0	1	0	1
Dickie Thon, R (1, 6) OBP: 0.321, SLG: 0.434	1 SAFE 1 SAFE 1-H HR		5-3		2B			4-3		4	1	2	2	0	0	0
Ricky Jordan, R (1, 3) OBP: 0.317, SLG: 0.407	F9		L5		L8			F8		4	0	0	0	0	0	1
Randy Ready, R (1, 7) OBP: 0.368, SLG: 0.425	HR			3B 2B	6-3			1B		4	2	3	1	0	0	1
Charlie Hayes, R (1, 5) OBP: 0.260, SLG: 0.391	1B			2-H 2B 3B			2B	F8		4	1	3	1	0	0	1
Darren Daulton, L (1, 2) OBP: 0.303, SLG: 0.310	4-3			3-H 2B		K				3	0	1	1	0	1	1
Steve Jeltz, S (1, 4) OBP: 0.356, SLG: 0.338		G3		L7		F9				3	0	0	0	0	0	1
Tom Barrett, S (7, 4) OBP: 0.250, SLG: 0.222										0	0	0	0	0	0	0
Pat Combs, L (1, 1) OBP: 0.167, SLG: 0.250				K			1-3			2	0	1	0	0	1	1
Steve Stanicek, R (7, PH) OBP: 0.111, SLG: 0.111										1	0	0	0	0	0	0
Todd Frohwirth, R (8, 1)										0	0	0	0	0	0	0
Roger McDowell, R (9, 1) OBP: 0.333, SLG: 0.333		G6-4-3 1B								0	0	0	0	0	0	0
Inning Stats	R: 3 E: 0 K: 0 S: 11 H: 3 LOB: 1 BB: 1 P: 19	R: 0 E: 0 K: 0 S: 7 H: 1 LOB: 0 BB: 0 P: 9	R: 0 E: 0 K: 0 S: 5 H: 0 LOB: 0 BB: 0 P: 7	R: 2 E: 0 K: 2 S: 12 H: 3 LOB: 1 BB: 0 P: 17	R: 0 E: 0 K: 0 S: 14 H: 1 LOB: 1 BB: 0 P: 20	R: 0 E: 0 K: 1 S: 6 H: 1 LOB: 0 BB: 0 P: 6	R: 0 E: 0 K: 0 S: 4 H: 1 LOB: 0 BB: 0 P: 7	R: 0 E: 0 K: 0 S: 7 H: 1 LOB: 1 BB: 0 P: 8		1B: 4 2B: 4 3B: 1 HR: 2 SF: 0 SAC: 0 DP: 2 HBP: 0						

PITCHER		IP	WLS	BF	H	R	ER	SO	BB	IBB	HBP	BLK	WP	HR	S	P	ERA	WHIP
Bryn Smith, R ERA: 2.84	(1, 1)	4.0	L	19	7	5	5	2	1	0	0	0	0	2	35	52	11.25	2.000
John Candelaria, L ERA: 4.68	(5, 1)	2.0		7	2	0	0	1	0	0	0	0	0	0	20	26	0.00	1.000
Rich Thompson, R ERA: 2.18	(7, 1)	2.0		7	2	0	0	0	0	0	0	0	0	0	11	15	0.00	1.000

PITCHER	IP	WLS	BF	H	R	ER	SO	BB	IBB	HBP	BLK	WP	HR	S	P	ERA	WHIP

BOTTOM

Montreal Expos @ Philadelphia Phillies

Veterans Stadium, Philadelphia, PA

Sun Oct 01 1989, 3:33 AM EDT

Att. 25,213 - Unknown

livebaseballscorecards.com

AB	32
R	5
H	11
RBI	5
BB	1
SO	3
LOB	9