Montreal Expos - 1990

Batter	1	2	3	4	5	6	7	8	9	10	11	AB	R	H	RBI	BB	SO	LOB
Delino DeShields, L (1, 4) OBP: 0.667, SLG: 0.833	G1-3			1B		G5-3 G4-3 2B	S 2B 3-H 1B		BB 1B		L7	6	2	4	1	0	0	0
Marquis Grissom, R (1, 8) OBP: 0.333, SLG: 0.400	L5			F9		G5-3 2-3	2B 1-H		SAFE SAFE BB 1-2		P3	5	0	1	1	1	0	2
Tim Raines, S (1, 7) OBP: 0.500, SLG: 0.333	L4			1B 1-2		G4-3 3-H	IBB		G5-3			3	0	1	1	1	0	0
Steve Frey, R (7, 1)												0	0	0	0	0	0	0
Tim Burke, R (8, 1)												1	0	0	0	0	0	2
Tom Foley, L (10, 6)												0	0	0	0	0	0	0
Tim Wallach, R (1, 5)		K		P6		G6-3	F7			F9		5	0	0	0	0	1	4
Andres Galarraga, R (1, 3) OBP: 0.400, SLG: 0.250		G1-3		F9			BB 1B	F8		E 1B		4	1	1	0	1	0	2
Larry Walker, L (1, 9)		G5-3			BB		E 1B SF9 1-2	K		F8		3	1	0	0	2	1	1
Nelson Santovenia, R (1, 2) OBP: 0.333, SLG: 0.333			F8		K		E9 F9 S 1B 1-3 2-H	B3		E6 1-2		3	0	1	0	0	1	1
Otis Nixon, S (7, PR) (7, 7)							1B					2	1	0	0	0	0	1
Spike Owen, S (1, 6)			L8		P1		SF9 3-H		G4-3	F8		4	0	0	1	0	0	3
Mark Gardner, R (10, 1)												0	0	0	0	0	0	0
Dennis Martinez, R (1, 1)			P4		L4		SAFE SAFE F9 1-3		G5-3		L7	2	0	0	0	0	0	1
Drew Hall, L (6, 1)												0	0	0	0	0	0	0
Junior Noboa, R (7, PH)												1	0	0	0	0	0	1
Mike Fitzgerald, R (7, 2)												2	0	0	0	0	0	0
Inning Stats	R: 0 E: 0 K: 0 S: 7 H: 0 LOB: 0 BB: 0 P: 12	R: 0 E: 0 K: 1 S: 11 H: 0 LOB: 0 BB: 0 P: 14	R: 0 E: 0 K: 0 S: 8 H: 0 LOB: 0 BB: 0 P: 14	R: 0 E: 0 K: 0 S: 7 H: 2 LOB: 2 BB: 0 P: 12	R: 0 E: 0 K: 1 S: 10 H: 0 LOB: 1 BB: 1 P: 17	R: 1 E: 0 K: 0 S: 8 H: 1 LOB: 0 BB: 0 P: 14	R: 4 E: 1 K: 0 S: 17 H: 3 LOB: 2 BB: 3 P: 36	R: 0 E: 0 K: 1 S: 6 H: 0 LOB: 0 BB: 0 P: 7	R: 0 E: 0 K: 0 S: 10 H: 1 LOB: 2 BB: 1 P: 17	R: 0 E: 1 K: 0 S: 11 H: 1 LOB: 2 BB: 0 P: 21	R: 0 E: 0 K: 0 S: 7 H: 0 LOB: 0 BB: 0 P: 10	1B: 6 2B: 2 3B: 0 HR: 0 SF: 1 SAC: 0 DP: 0 HBP: 0	WP: 0 PB: 0 SB: 2 CS: 0 PA: 47					

PITCHER		IP	WLS	BF	H	R	ER	SO	BB	IBB	HBP	BLK	WP	HR	S	P	ERA	WHIP
Joe Magrane, L ERA: 1.59	(1, 1)	5.2		21	3	1	1	2	1	0	0	0	0	0	49	79	1.59	0.706
Ken Hill, R ERA: 81.0	(6, 1)	0.1		4	1	3	3	0	2	0	0	0	0	0	6	16	81.00	9.000
Frank DiPino, L ERA: 13.5	(7, 1)	0.2		4	2	1	1	0	0	0	0	0	0	0	11	17	13.50	3.000
Cris Carpenter, R ERA:	(7, 1)	1.1		5	0	0	0	1	0	1	0	0	0	0	8	14	0.00	0.000
Howard Hilton, R ERA:	(9, 1)	1.1		7	2	0	0	0	1	0	0	0	0	0	15	26	0.00	2.250

PITCHER		IP	WLS	BF	H	R	ER	SO	BB	IBB	HBP	BLK	WP	HR	S	P	ERA	WHIP
Ken Dayley, L ERA:	(10, 1)	1.2	W	6	0	0	0	0	0	0	0	0	0	0	13	22	0.00	0.000

TOP

Montreal Expos @ St. Louis Cardinals

Busch Stadium, St. Louis, MO

Mon Apr 09 1990, 7:05 PM CDT

Att. 48,752 - Unknown - 64 F

livebaseballscorecards.com

AB	41
R	5
H	8
RBI	4
BB	5
SO	3
LOB	18

Montreal Expos @ St. Louis Cardinals

Busch Stadium, St. Louis, MO

Mon Apr 09 1990, 7:05 PM CDT

Att. 48,752 - Unknown - 64 F

livebaseballscorecards.com

BOTTOM

Batter	1	2	3	4	5	6	7	8	9	10	11	AB	R	H	RBI	BB	SO	LOB
Vince Coleman, S (1, 7) OBP: 0.200, SLG: 0.400	S F B C 1-3 ① K	C X 0-1 ③ FC4-6 1-2f		B C X 1-1 ①② G5-4-3 1-2f			B C X 2-1 ① L5		S B C X 1-2 2B 1-3 2B		1 B X SAFE 1-0 ① SH5-4 1-2	5	1	1	0	0	1	4
Willie McGee, S (1, 8) OBP: 0.333, SLG: 0.500	F S F B B X 2-2 ② G5-3	X 0-0 ① F4-3	X 0-0 ③ G4-3				F C B B F B X 3-2 ② L8		B B B C X 3-1 2B 2-H 3-H		C B F X 1-2 1B 2-H	6	0	2	3	0	0	0
Todd Zeile, R (1, 2) OBP: 0.200, SLG: 0.600	C B F S 1-3 ③ K	F B X 1-1 E 3B			C B F S 1-3 ① K		S F B B B F X 3-2 ③ G5-3		F B S B S 2-3 ② K			5	1	1	0	0	3	1
Pedro Guerrero, R (1, 3) OBP: 0.800, SLG: 0.667 Ken Dayley, L (10, 1)		C F B B F S 2-3 ① K S B B B F B 4-2 E SF8 BB			B F B B B X 3-1 1B 1B			F B B X 2-1 1B 1B	I I I I 4-0 IBB			3 0	1 0	2 0	0 0	2 0	1 0	0 0
Terry Pendleton, S (1, 5) OBP: 0.600, SLG: 0.600		X 0-0 2B 1B 1B C S B B B B X 3-2 E7 1-3 1B 3-H			F B B X 2-1 G6-4-3 1-2 1B			F C B B F S 1-3 ① K	X 0-0 ③ G1-4-3			5	1	3	1	0	1	3
Tom Brunansky, R (1, 9) OBP: 0.667, SLG: 1.000 Ken Hill, R (6, 1) Frank DiPino, L (7, 1) Cris Carpenter, R (7, 1) Denny Walling, L (8, PH) OBP: 1.000, SLG: 1.000 Tim Jones, L (8, PR) (9, 6)	X 0-0 1B 1-3 2B	B S B C F B B 4-2 BB			B B B C F X 3-2 ②③ G6-4-3 1-2f			B F B B X 3-1 G4-3 1-2 1B	X 0-0 ① F8			2 0 0 0 1 1	0 0 0 0 0 0	1 0 0 0 1 0	0 0 0 0 0 0	1 0 0 0 0 0	0 0 0 0 0 0	2 0 0 0 0 0
Ozzie Smith, S (1, 6) Howard Hilton, R (9, 1) Dave Collins, S (10, 3)	B F B B B F B 4-2 1B BB	B X 1-0 ② SF8 3-H				B B B C X 2-1 ① L8		B F C B B X 2-2 ②③ G4-3 1-2f		B F S F C 1-3 ② K		2 0 1	0 0 0	0 0 0	1 0 0	1 0 0	0 0 1	2 0 0
José Oquendo, S (1, 4) OBP: 0.200, SLG: 0.200	B C F B B B X 3-2 FC4-6 1-2 2-3 3-H	F B B C F X 2-2 ③ F8				S F B B B B X 3-2 ② G5-3			B B B C X 2-1 ① L8	B C X 1-1 ③ F8		5	0	1	1	0	0	2
Joe Magrane, R (1, 1) Milt Thompson, L (6, 9)	C S C 0-3 ② K			F B B B B 4-1 G5-4-3 BB			C B B C B F X 2-2 ③ G4-3		B B B B C F E B 4-2 2B 2B BB		B B B B 4-0 SH5-4 1B BB	1 1	0 2	0 0	0 0	1 2	1 0	3 0

Inning Stats	1	2	3	4	5	6	7	8	9	10	11
	R: 0 H: 0 E: 0 LOB: 0 K: 2 BB: 0 S: 10 P: 14	R: 1 H: 3 E: 0 LOB: 3 K: 2 BB: 1 S: 16 P: 25	R: 2 H: 2 E: 1 LOB: 2 K: 0 BB: 2 S: 16 P: 31	R: 0 H: 0 E: 0 LOB: 0 K: 0 BB: 1 S: 4 P: 9	R: 0 H: 2 E: 0 LOB: 1 K: 1 BB: 0 S: 10 P: 19	R: 0 H: 0 E: 0 LOB: 0 K: 0 BB: 0 S: 9 P: 16	R: 0 H: 0 E: 0 LOB: 0 K: 0 BB: 0 S: 10 P: 18	R: 0 H: 2 E: 0 LOB: 2 K: 1 BB: 0 S: 11 P: 19	R: 2 H: 2 E: 0 LOB: 2 K: 1 BB: 2 S: 14 P: 30	R: 0 H: 0 E: 0 LOB: 0 K: 1 BB: 0 S: 7 P: 9	R: 1 H: 1 E: 0 LOB: 1 K: 0 BB: 1 S: 4 P: 10

| | | | |

Batter	1	2	3	4	5	6	7	8	9	AB	R	H	RBI	BB	SO	LOB
Delino DeShields, L (1, 4) OBP: 0.455, SLG: 0.500	B C L B B X 3-2 ① F7	B B C X 2-1 ③ FC4-6 1-2f		C X 0-1 ② G3 2-3		C B X 1-1 ③ 4-3			C B B B S B 4-2 FC6-4 1-2 BB	4	0	0	0	1	0	2
Marquis Grissom, R (1, 8) OBP: 0.273, SLG: 0.400	C X 0-1 ② F8		B B X 2-0 3B 2B	B X 1-0 ③ G6-3			B B X 2-0 ① G6-3		X 0-0 ① P3	5	1	1	0	0	0	3
Tim Raines, S (1, 7) OBP: 0.444, SLG: 0.571	F C B F F B B F B 4-2 2B BB		C B X 1-1 1B 2-H 3B		B X 1-0 ① F7		C B C X 1-2 ② G4-3		F S B B B X 2-2 ② F8 2-3	4	1	1	1	1	0	2
Tim Wallach, R (1, 5) OBP: 0.200, SLG: 0.400	X 0-0 2B 1-3		B B F F F F C 2-3 ① K		B C X 1-1 FC6-4 2B		C X 0-1 ③ F7		B X 1-0 ③ FC6-4 1-2f	5	0	2	0	0	1	3
Andres Galarraga, R (1, 3) OBP: 0.556, SLG: 0.429	B C C B B B 4-2 BB		X 0-0 1B 3-H		C B X 1-1 FC6-4 1B			X 0-0 ① F9		3	0	2	1	1	0	0
Larry Walker, L (1, 9) OBP: 0.333, SLG: 0.286	C X 0-1 ③ G4-3		1 SAFE S X 0-1 ② L4		X 0-0 ② FC6-4 1-2f 2-3			B X 1-0 G1-3 2B		4	0	1	0	0	0	6
Nelson Santovenia, R (1, 2) OBP: 0.143, SLG: 0.143		X 0-0 ① F9 B B X 2-0 ③ L3		C F B X 1-2 ③ G4-3				C S X 0-2 ② G1-3 2-3		4	0	0	0	0	0	4
Spike Owen, S (1, 6) OBP: 0.222, SLG: 0.250		B C X 1-1 ② G4-3		B C B F B F X 3-2 G3 SH1-4 1B		C B C X 1-2 G1-6-3 1B		B C B B C F X 3-2 ③ G1-3		4	0	2	0	0	0	1
Zane Smith, L (1, 1) OBP: 1.000, SLG: 1.000		B X 1-0 FC4-6 1B		X 0-0 ① SH1-4 1-2		B 1 SAFE X 1-0 ① ② G1-6-3 1-2f			C B X 1-1 F8 BB 1B	1	0	1	0	0	0	0
Dave Martinez, L (6, PH)										1	0	0	0	0	0	1
Brett Gideon, R (6, 1)										0	0	0	0	0	0	0
Bill Sampen, R (7, 1)										0	0	0	0	0	0	0
Mike Aldrete, L (9, PH) OBP: 1.000, SLG: 1.000										1	0	1	0	0	0	0
Inning Stats	R: 0 H: 1 E: 0 LOB: 3 K: 0 BB: 2 S: 15 P: 26	R: 0 H: 1 E: 0 LOB: 1 K: 0 BB: 0 S: 6 P: 10	R: 2 H: 3 E: 0 LOB: 1 K: 1 BB: 0 S: 12 P: 19	R: 0 H: 1 E: 0 LOB: 1 K: 0 BB: 0 S: 8 P: 12	R: 0 H: 2 E: 0 LOB: 2 K: 0 BB: 0 S: 9 P: 13	R: 0 H: 1 E: 0 LOB: 0 K: 0 BB: 0 S: 6 P: 9	R: 0 H: 0 E: 0 LOB: 0 K: 0 BB: 0 S: 6 P: 9	R: 0 H: 1 E: 0 LOB: 1 K: 0 BB: 0 S: 9 P: 13	R: 0 H: 1 E: 0 LOB: 2 K: 0 BB: 1 S: 9 P: 17	1B: 6 SF: 0 2B: 4 SAC: 1 3B: 1 DP: 1 HR: 0 HBP: 0						

TOP

Montreal Expos @ St. Louis Cardinals

Busch Stadium, St. Louis, MO

Tue Apr 10 1990, 7:05 PM CDT
Att. 22,571 - Unknown - 44 F

livebaseballscorecards.com

AB	36
R	2
H	11
RBI	2
BB	3
SO	1
LOB	22

PITCHER		IP	WLS	BF	H	R	ER	SO	BB	IBB	HBP	BLK	WP	HR	S	P	ERA	WHIP
Bryn Smith, R ERA: 3.6	(1, 1)	5.0	W	25	8	2	2	1	2	0	0	0	0	0	50	80	3.60	2.000
Bob Tewksbury, R ERA:	(6, 1)	3.0		11	3	0	0	0	0	0	0	0	0	0	23	34	0.00	1.000
Ricky Horton, L ERA:	(9, 1)	0.0		1	0	0	0	0	1	0	0	0	0	0	2	6	∞	∞
Scott Terry, R ERA:	(9, 1)	1.0	S	3	0	0	0	0	0	0	0	0	0	0	5	8	0.00	0.000

PITCHER	IP	WLS	BF	H	R	ER	SO	BB	IBB	HBP	BLK	WP	HR	S	P	ERA	WHIP

Batter	1	2	3	4	5	6	7	8	9	AB	R	H	RBI	BB	SO	LOB
Vince Coleman, S (1, 7) OBP: 0.400, SLG: 0.500	2-1 S S 1B		0-0 3B 1B	2-2 ② 1-2 2-H 1B		1-2 ① ② G3-2-3 1-2 2-3 3-Hf		1-3 ① K		5	1	3	0	0	1	3
Willie McGee, S (1, 8) OBP: 0.364, SLG: 0.600	3-3 ① K 1-2		2-0 G5-3 3B 1-H	2-3 ③ K		4-0 IBB		1-2 E3		4	1	1	1	1	2	3
Todd Zeile, R (1, 2) OBP: 0.300, SLG: 0.375	2-3 ② K 2-3		4-1 G5-3 BB		0-1 ① G3	0-0 ③ G1-3		4-0 BB		3	0	0	0	2	1	4
Pedro Guerrero, R (1, 3) OBP: 0.500, SLG: 0.286	2-3 ③ K		0-0 ② G5-3 1-2 3-H		0-1 ② G1-3		4-0 1B BB SF7 BB	0-2 ② P3		4	1	0	1	1	1	4
Terry Pendleton, S (1, 5)		3-2 ① G6-3	0-0 ③ G5-3		4-1 BB		4-1 1B 1-2 BB	2-2 ③ F7		3	0	0	0	0	2	0	3
Tom Brunansky, R (1, 9) OBP: 0.714, SLG: 0.800		2-0 PB 1B		4-2 FC4-6 BB	1-0 ③ F8		1-0 1-2 2-3 1B			3	0	2	0	1	0	1
Ozzie Smith, S (1, 6) OBP: 0.250, SLG: 0.200	1-2 ② F9			1-1 ① FC4-6 E 1B 1B 1-2f		1-1 1B S G3-2-3 1B	2-1 ① SF7 3-H			3	1	1	1	0	0	2
José Oquendo, S (1, 4) OBP: 0.333, SLG: 0.333	2-2 ③ G1-3 1-2			0-1 E5 1B 1-3 1B 1B		1-2 G3-2-3 BB 1-3 1B	1-0 ② F8			4	0	2	0	0	0	3
Bryn Smith, R (1, 1) OBP: 0.500, SLG: 0.500			0-0 ① F7	2-0 1B 1-2 3-H 1B		4-1 G3-2-3 1-2 BB	1-0 ③ P6			2	0	1	1	0	0	0
Bob Tewksbury, R (6, 1)										1	0	0	0	1	0	2
Ricky Horton, L (9, 1)										0	0	0	0	0	0	0
Scott Terry, R (9, 1)										0	0	0	0	0	0	0
Inning Stats	R: 0 E: 0 K: 3 S: 15 H: 1 LOB: 1 BB: 0 P: 24	R: 0 E: 0 K: 0 S: 10 H: 1 LOB: 1 BB: 0 P: 18	R: 2 E: 0 K: 0 S: 6 H: 2 LOB: 1 BB: 1 P: 12	R: 1 E: 1 K: 1 S: 15 H: 3 LOB: 2 BB: 1 P: 25	R: 0 E: 0 K: 0 S: 6 H: 0 LOB: 1 BB: 1 P: 11	R: 0 E: 0 K: 0 S: 10 H: 2 LOB: 3 BB: 2 P: 21	R: 1 E: 0 K: 0 S: 6 H: 1 LOB: 2 BB: 2 P: 19	R: 0 E: 1 K: 1 S: 12 H: 0 LOB: 2 BB: 1 P: 20		1B: 9 2B: 0 3B: 1 HR: 0 SF: 1 SAC: 0 DP: 1 HBP: 0						

PITCHER		IP	WLS	BF	H	R	ER	SO	BB	IBB	HBP	BLK	WP	HR	S	P	ERA	WHIP
Zane Smith, L ERA: 5.4	(1, 1)	5.0	L	24	7	3	3	4	3	0	0	0	0	0	52	90	5.40	2.000
Brett Gideon, R ERA: 9.0	(6, 1)	1.0		8	2	1	1	0	3	1	0	0	0	0	11	30	9.00	5.000
Bill Sampen, R ERA:	(7, 1)	2.0		9	1	0	0	1	1	0	0	0	0	0	17	30	0.00	1.000

PITCHER	IP	WLS	BF	H	R	ER	SO	BB	IBB	HBP	BLK	WP	HR	S	P	ERA	WHIP

BOTTOM

Montreal Expos @ St. Louis Cardinals

Busch Stadium, St. Louis, MO

Tue Apr 10 1990, 7:05 PM CDT
Att. 22,571 - Unknown - 44 F

livebaseballscorecards.com

AB	32
R	4
H	10
RBI	4
BB	8
SO	5
LOB	25

1B: 9 SF: 1
2B: 0 SAC: 0
3B: 1 DP: 1
HR: 0 HBP: 0

WP: 0 PA: 41
PB: 1
SB: 3
CS: 0

Batter	1	2	3	4	5	6	7	8	9	AB	R	H	RBI	BB	SO	LOB
Delino DeShields, L (1, 4) OBP: 0.438, SLG: 0.533	C B B X 2-1 F8	S B B C F S 2-3 K			C F B B X 2-2 BB 1B 2B		C X 0-1 4-3	B C C B X 2-2 FC6-4 BB 1-2 3-H 1B		5	1	2	1	0	1	2
Marquis Grissom, R (1, 8) OBP: 0.375, SLG: 0.500	C B S S 1-3 K		B C F X 1-2 5-3		C B X 1-1 1B BB SF9 1B		B B S B S S X 3-2 S SF9 2B	B B B B 4-0 FC6-4 1-2 2-3 BB		4	2	2	0	1	1	0
Tim Raines, S (1, 7) OBP: 0.429, SLG: 0.500	X 0-0 1B		C B X 1-1 4-3		B B B C F B 4-2 SF9 1B CS 1-2 2-3 BB		C B B B X 3-1 SF9 2-H	B F B C B X 3-2 FC6-4 1-2f 2-3 3-H		3	0	1	2	1	0	2
Tim Wallach, R (1, 5) OBP: 0.267, SLG: 0.467	F S C 0-3 K		S B X 1-1 1B		S X 0-1 F7		S S X 0-2 2B	1 SAFE X 0-0 F6		5	0	2	0	0	1	7
Andres Galarraga, R (1, 3) OBP: 0.571, SLG: 0.400		C B B B S T B 4-2 1B BB	X 0-0 F9		F X 0-1 1-2 2-3 3-H 1B		I I I I 4-0 IBB		B X 1-0 F7	3	1	1	1	2	0	1
Larry Walker, L (1, 9) OBP: 0.357, SLG: 0.300		B B X 2-0 1B 1-2 1B	S S B S 1-3 K	X 0-0 SF9 2-3 3-H	F X 0-1 G3			F B B B B 4-1 S BB		3	0	1	1	1	2	
Mike Fitzgerald, R (1, 2) OBP: 0.333, SLG: 0.200 Otis Nixon, S (8, PR) Nelson Santovenia, R (8, 2) OBP: 0.125, SLG: 0.125		X 0-0 FC1-4 1-3 2-H 1B	C S S 0-3 K	B C S 1-2 CS 3-H	B C B X 2-1 6-3			B B B B 4-0 E S 1B BB	C 1 F B B S SAFE 2-3 K 1-2	3 0 1	0 1 0	1 0 0	1 0 0	1 0 0	1 0 1	0 0 1
Spike Owen, S (1, 6) OBP: 0.214, SLG: 0.231		C X 0-1 FC1-4 1-2f	C B B F X 2-2 1B		B C B X 2-1 5-3			C X 0-1 B2 1-2	C B C B B C 3-3 K	5	0	1	0	0	1	4
Oil Can Boyd, R (1, 1) Steve Frey, R (7, 1) Wallace Johnson, S (8, PH) Rex Hudler, R (8, PR) Drew Hall, L (8, 1) Tim Burke, R (8, 1)		C M B B C 2-3 K		C X 0-1 F8		X 0-0 6-3		B B F B F X 3-2 E3 BB 1B FC6-4 2-3		3 0 1 0 0 0	0 0 0 1 0 0	0 0 0 0 0 0	0 0 0 0 0 0	1 0 0 0 0 0	3 0 2 0 0 0	3 0 0 0 0 0
Inning Stats	R: 0 H: 1 E: 0 LOB: 1 K: 2 BB: 0 S: 9 P: 12	R: 1 H: 2 E: 0 LOB: 2 K: 2 BB: 1 S: 14 P: 24	R: 0 H: 1 E: 0 LOB: 1 K: 0 BB: 0 S: 8 P: 11	R: 0 H: 1 E: 0 LOB: 1 K: 2 BB: 0 S: 11 P: 14	R: 2 H: 3 E: 0 LOB: 1 K: 0 BB: 1 S: 14 P: 22	R: 0 H: 0 E: 0 LOB: 0 K: 0 BB: 0 S: 5 P: 9	R: 1 H: 2 E: 0 LOB: 2 K: 0 BB: 1 S: 12 P: 22	R: 2 H: 1 E: 1 LOB: 3 K: 0 BB: 2 S: 12 P: 28	R: 0 H: 0 E: 0 LOB: 1 K: 2 BB: 1 S: 8 P: 18	1B: 8 SF: 2 2B: 3 SAC: 0 3B: 0 DP: 0 HR: 0 HBP: 0						

TOP

Montreal Expos @ St. Louis Cardinals

Busch Stadium, St. Louis, MO

Wed Apr 11 1990, 3:33 AM CDT

Att. 26,174 - Cloudy - 44 F

livebaseballscorecards.com

	AB	R	H	RBI	BB	SO	LOB
	36	6	11	6	6	8	24

WP: 0 PA: 45
PB: 0
SB: 3
CS: 1

PITCHER		IP	WLS	BF	H	R	ER	SO	BB	IBB	HBP	BLK	WP	HR	S	P	ERA	WHIP
Jose DeLeon, R ERA: 5.4	(1, 1)	5.0		24	8	3	3	6	2	0	0	0	0	0	56	83	5.40	2.000
Greg Mathews, L ERA: 4.5	(6, 1)	2.0	L	9	2	1	1	0	0	1	0	0	0	0	17	31	4.50	1.000
Cris Carpenter, R ERA: 5.4	(8, 1)	0.1		2	0	2	1	0	1	0	0	0	0	0	2	6	27.00	3.000
Frank DiPino, L ERA: 13.5	(8, 1)	0.0		2	1	0	0	0	0	0	0	0	0	0	6	11	∞	∞
Howard Hilton, R ERA:	(8, 1)	1.2		7	0	0	0	2	2	0	0	0	0	0	12	29	0.00	1.200

PITCHER	IP	WLS	BF	H	R	ER	SO	BB	IBB	HBP	BLK	WP	HR	S	P	ERA	WHIP

BOTTOM

Montreal Expos @ St. Louis Cardinals

Busch Stadium, St. Louis, MO

Wed Apr 11 1990, 3:33 AM CDT
Att. 26,174 - Cloudy - 44 F

livebaseballscorecards.com

Batter	1	2	3	4	5	6	7	8	9	AB	R	H	RBI	BB	SO	LOB
Vince Coleman, S (1, 7) OBP: 0.357, SLG: 0.429	F6			F8		F5		DI S 1B		4	0	1	0	0	0	1
Willie McGee, S (1, 8) OBP: 0.400, SLG: 0.538	G1-3			HR 1B		1B BB		5-3		3	1	1	0	1	0	1
Milt Thompson, L (1, 9)	L3			F8		K		6-3		4	0	0	0	0	1	4
Pedro Guerrero, R (1, 3) OBP: 0.500, SLG: 0.636		K		1-H HR		IBB 1B 1-3 2-H		F9 2-3		4	1	2	3	0	1	1
Terry Pendleton, S (1, 5) OBP: 0.500, SLG: 0.455		4-3		F9		IBB 1-2			L7 1B 2B	3	1	1	0	1	0	0
Todd Zeile, R (1, 2) OBP: 0.214, SLG: 0.250		F7			K	5-3			L7 2-3	4	0	0	0	0	1	4
Ozzie Smith, S (1, 6) OBP: 0.167, SLG: 0.111			F8		K		F9		1-3	4	0	0	0	0	1	1
José Oquendo, S (1, 4) OBP: 0.308, SLG: 0.308			1-3		F8		F7		1B 3-H	4	0	1	1	0	0	0
Jose DeLeon, R (1, 1)			6-3			1B 2B	F5		P2	1	0	0	0	0	0	0
Greg Mathews, R (6, 1) OBP: 1.000, SLG: 2.000										1	1	1	0	0	0	0
Dave Collins, S (7, PH)										1	0	0	0	0	0	0
Cris Carpenter, R (8, 1)										0	0	0	0	0	0	0
Frank DiPino, L (8, 1)										0	0	0	0	0	0	0
Howard Hilton, R (8, 1)										0	0	0	0	0	0	0
Tom Brunansky, R (9, PH) OBP: 0.625, SLG: 0.667										1	0	0	0	0	0	1
Inning Stats	R: 0 E: 0 K: 0 S: 8 H: 0 LOB: 0 BB: 0 P: 11	R: 0 E: 0 K: 1 S: 8 H: 0 LOB: 0 BB: 0 P: 9	R: 0 E: 0 K: 0 S: 6 H: 0 LOB: 0 BB: 0 P: 10	R: 2 E: 0 K: 0 S: 11 H: 2 LOB: 0 BB: 0 P: 18	R: 0 E: 0 K: 2 S: 9 H: 0 LOB: 0 BB: 0 P: 15	R: 1 E: 0 K: 1 S: 13 H: 2 LOB: 3 BB: 2 P: 27	R: 0 E: 0 K: 0 S: 5 H: 0 LOB: 0 BB: 0 P: 9	R: 0 E: 0 K: 0 S: 11 H: 1 LOB: 1 BB: 0 P: 12	R: 1 E: 0 K: 0 S: 10 H: 2 LOB: 1 BB: 0 P: 16	1B: 4 2B: 2 3B: 0 HR: 1 SF: 0 SAC: 0 DP: 0 HBP: 0							

	AB	34
	R	4
	H	7
	RBI	4
	BB	2
	SO	4
	LOB	13

WP: 0 PB: 0 SB: 1 CS: 0 PA: 36

PITCHER		IP	WLS	BF	H	R	ER	SO	BB	IBB	HBP	BLK	WP	HR	S	P	ERA	WHIP
Oil Can Boyd, R ERA: 4.5	(1, 1)	6.0	W	24	4	3	3	4	1	1	0	0	0	1	55	90	4.50	0.833
Steve Frey, L ERA:	(7, 1)	1.0		3	0	0	0	0	0	0	0	0	0	0	5	9	0.00	0.000
Drew Hall, L ERA:	(8, 1)	0.2		3	1	0	0	0	0	0	0	0	0	0	10	11	0.00	1.500
Tim Burke, R ERA: 8.1	(8, 1)	1.1	S	6	2	1	1	0	0	0	0	0	0	0	11	17	6.75	1.500

PITCHER	IP	WLS	BF	H	R	ER	SO	BB	IBB	HBP	BLK	WP	HR	S	P	ERA	WHIP

Batter	1	2	3	4	5	6	7	8	9	10	AB	R	H	RBI	BB	SO	LOB
Gregg Jefferies, S (1, 4) OBP: 0.333, SLG: 0.438	C B C S 1-3 K ①		B F C X 1-2 F9 ①		C B C F F X 1-2 BB 1B 1B		B F X 1-1 F8 ②		B B C X 2-1 F9 ②		5	1	1	0	0	1	2
Keith Miller, R (1, 8) OBP: 0.313, SLG: 0.333	B C B X 2-1 F8 ②		B B C F B X 3-2 P4 ②		1 SAFE X 0-0 F7 ②		C C B X 1-2 1B 1B		B C B X 2-1 F7 ③		5	0	1	0	0	0	3
Howard Johnson, S (1, 5) OBP: 0.333, SLG: 0.529	B C X 1-1 S 1B		C B X 1-1 L6 ③		B B B C 1 SAFE B 4-1 1B 1-2 BB		B B X 2-0 FC4-6 1-3 1B			C X 0-1 1B 2B	4	1	3	0	1	0	1
Darryl Strawberry, L (1, 9) OBP: 0.313, SLG: 0.214	B B 1 SAFE B C S F B 4-2 FC6-4 1-2 BB			B C X 1-1 F7 ①	B B B X 3-0 1-2 2-H 1B		B B X 2-0 FC4-6 1-2f ③			F B S S 1-3 K ①	4	0	1	1	1	1	3
Kevin McReynolds, R (1, 7) OBP: 0.375, SLG: 0.462	B B X 2-0 FC6-4 1-2f ③			B C B B B 4-1 FC5-4 BB	B X 1-0 F9 ③			B F B X 2-1 F8 ①		B F B F B X 3-2 F7 ②	4	0	0	0	1	0	5
Mike Marshall, R (1, 3) OBP: 0.125, SLG: 0.125		B C S S 1-3 K ①		S 1 SAFE B 1 SAFE X 1-1 FC5-4 1B 1-2f ②		X 0-0 L4 ①		C S X 0-2 F7 ②		B S X 1-1 2-H HR 1B	5	1	1	1	0	1	1
Barry Lyons, R (1, 2) OBP: 0.286, SLG: 0.714		X 0-0 F9 ②		C F B X 1-2 FC4-6 1-2 1B		X 0-0 P3 ②		C B S S 1-3 K ③		B S X 1-1 2-H HR 1B	5	1	2	2	0	1	0
Kevin Elster, R (1, 6)		X 0-0 F9 ③		B C B X 2-1 FC4-6 1-2f ③		C B X 1-1 G6-3 ③			B X 1-0 G4-3 ①	B X 1-0 G6-3 ③	5	0	0	0	0	0	2
David Cone, L (1, 1) OBP: 0.333, SLG: 0.333 Jeff Musselman, L (8, 1) Mark Carreon, R (9, PH) OBP: 0.333, SLG: 0.333 Julio Machado, R (9, 1) John Franco, L (10, 1)			C B X 1-1 1B		C B C X 1-2 L5 ①		X 0-0 F9 ①		B B C B X 3-1 1B		3 0 1 0 0	0 0 0 0 0	1 0 1 0 0	0 0 0 0 0	0 0 0 0 0	0 0 0 0 0	0 0 0 0 0
Inning Stats	R: 0 E: 0 K: 1 S: 11 H: 1 LOB: 2 BB: 1 P: 21	R: 0 E: 0 K: 1 S: 5 H: 0 LOB: 0 BB: 0 P: 6	R: 0 E: 0 K: 0 S: 10 H: 1 LOB: 1 BB: 0 P: 16	R: 0 E: 0 K: 0 S: 10 H: 1 LOB: 2 BB: 1 P: 19	R: 1 E: 0 K: 0 S: 12 H: 2 LOB: 2 BB: 1 P: 22	R: 0 E: 0 K: 0 S: 4 H: 0 LOB: 0 BB: 0 P: 5	R: 0 E: 0 K: 0 S: 8 H: 2 LOB: 2 BB: 0 P: 14	R: 0 E: 0 K: 1 S: 8 H: 0 LOB: 0 BB: 0 P: 11	R: 0 E: 0 K: 0 S: 7 H: 1 LOB: 1 BB: 0 P: 15	R: 3 E: 0 K: 1 S: 13 H: 3 LOB: 0 BB: 0 P: 20	1B: 9 2B: 1 3B: 0 HR: 1 SF: 0 SAC: 0 DP: 0 HBP: 0						

PITCHER	IP	WLS	BF	H	R	ER	SO	BB	IBB	HBP	BLK	WP	HR	S	P	ERA	WHIP
Kevin Gross, R (1, 1) ERA: 1.29	7.0		31	7	1	1	2	3	0	0	0	0	0	60	103	1.29	1.429
Drew Hall, L (8, 1) ERA: 2.25	2.1	L	9	2	1	1	2	0	0	0	0	0	0	20	32	3.86	0.857
Tim Burke, R (10, 1) ERA: 11.25	0.2		4	2	2	2	0	0	0	0	0	0	1	8	14	27.00	3.000

PITCHER	IP	WLS	BF	H	R	ER	SO	BB	IBB	HBP	BLK	WP	HR	S	P	ERA	WHIP

TOP

New York Mets @ Montreal Expos

Olympic Stadium, Montreal, QB

Fri Apr 13 1990, 3:33 AM EDT

Att. 44,183 - Dome - 70 F

livebaseballscorecards.com

AB	41
R	4
H	11
RBI	4
BB	3
SO	4
LOB	17

1B: 9 SF: 0
2B: 1 SAC: 0
3B: 0 DP: 0
HR: 1 HBP: 0

WP: 0 PA: 44
PB: 0
SB: 1
CS: 0

Batter	1	2	3	4	5	6	7	8	9	10	AB	R	H	RBI	BB	SO	LOB
Delino DeShields, L (1, 4) OBP: 0.381, SLG: 0.450	B X 1-0 G5-4-3 1B		C B F S 1-3 ① K			C B X 1-1 ① G4-3		C B B F X 2-2 ② G5-3		S S B X 1-2 ③ P5	5	0	1	0	0	1	3
Marquis Grissom, R (1, 8) OBP: 0.300, SLG: 0.389	X 0-0 ①② G5-4-3 1-2f		C F B C 1-3 ② K			F B B F B C 3-3 ② K		B X 1-0 ③ F8			4	0	0	0	0	2	2
Tim Raines, S (1, 7) OBP: 0.333, SLG: 0.357	C C B B B X 3-2 ③ G3-1		X 0-0 ③ G1-3			X 0-0 ③ G4-3			B C X 1-1 ① F7		4	0	0	0	0	0	1
Tim Wallach, R (1, 5) OBP: 0.316, SLG: 0.474		C B S B F X 2-2 1B		B B F F B X 3-2 G4-6-3 1B			B S F X 1-2 E5 F9		F B C F B B X 3-2 G5-3 ②		4	0	2	0	0	0	0
Andres Galarraga, R (1, 3) OBP: 0.444, SLG: 0.286 Tim Burke, R (10, 1)		B 1 SAFE S X 1-1 ① F9		S 1 SAFE F S 0-3 ① K			B X 1-0 ① F9 2-3		C B S B X 2-2 ③ P3		4	0	0	0	0	1	3
											0	0	0	0	0	0	0
Larry Walker, L (1, 9) OBP: 0.333, SLG: 0.231	S 1 SAFE 1 SAFE 1 C B S 1-3 ② K		S B X 1-1 ②③ G4-6-3 1-2f				S B B B B 4-1 BB			B B B C S 3-3 ① K	3	0	0	0	1	2	2
Nelson Santovenia, R (1, 2) OBP: 0.083, SLG: 0.083	B B X 2-0 ③ P6				X 0-0 ① F9		B F C S 1-3 ② K			C F F S 0-3 ② K	4	0	0	0	0	2	3
Spike Owen, S (1, 6) OBP: 0.250, SLG: 0.400 Mike Aldrete, L (7, PH) OBP: 0.500, SLG: 0.500 Drew Hall, L (8, 1) Wallace Johnson, S (10, 3) OBP: 0.500, SLG: 0.500			B S C X 1-2 2B 3B		B B X 2-0 ② P6		S F B S 1-3 ③ K			X 0-0 1B 1B	2	1	1	0	0	0	0
											1	0	0	0	0	1	2
											0	0	0	0	0	0	0
											1	0	1	0	0	0	0
Kevin Gross, R (1, 1) OBP: 0.500, SLG: 1.000 Tom Foley, L (8, 6) Junior Noboa, R (8, PH) OBP: 0.333, SLG: 0.333 (9, 6)			X 0-0 3-H 2B		S C B S 1-3 ③ K			X 0-0 ① F9		B X 1-0 1-2 1B	2	0	1	1	0	1	0
											0	0	0	0	0	0	0
											2	0	1	0	0	0	0
Inning Stats	R: 0 E: 0 K: 0 S: 5 H: 1 LOB: 0 BB: 0 P: 9	R: 0 E: 0 K: 1 S: 10 H: 1 LOB: 1 BB: 0 P: 16	R: 1 E: 0 K: 2 S: 11 H: 2 LOB: 1 BB: 0 P: 14	R: 0 E: 0 K: 1 S: 8 H: 1 LOB: 0 BB: 0 P: 12	R: 0 E: 0 K: 1 S: 5 H: 0 LOB: 0 BB: 0 P: 8	R: 0 E: 0 K: 1 S: 6 H: 0 LOB: 0 BB: 0 P: 10	R: 0 E: 1 K: 2 S: 11 H: 0 LOB: 2 BB: 1 P: 19	R: 0 E: 0 K: 0 S: 5 H: 0 LOB: 0 BB: 0 P: 8	R: 0 E: 0 K: 0 S: 9 H: 0 LOB: 0 BB: 0 P: 15	R: 0 E: 0 K: 2 S: 12 H: 2 LOB: 2 BB: 0 P: 17	1B: 5 2B: 1 3B: 1 HR: 0 SF: 0 SAC: 0 DP: 2 HBP: 0						

PITCHER		IP	WLS	BF	H	R	ER	SO	BB	IBB	HBP	BLK	WP	HR	S	P	ERA	WHIP
David Cone, R ERA: 1.29	(1, 1)	7.0		26	5	1	1	8	1	0	0	0	0	0	56	88	1.29	0.857
Jeff Musselman, L ERA: 3.0	(8, 1)	1.0		3	0	0	0	0	0	0	0	0	0	0	5	8	0.00	0.000
Julio Machado, R ERA:	(9, 1)	1.0	W	3	0	0	0	0	0	0	0	0	0	0	9	15	0.00	0.000
John Franco, L ERA:	(10, 1)	1.0	S	5	2	0	0	2	0	0	0	0	0	0	12	17	0.00	2.000

PITCHER	IP	WLS	BF	H	R	ER	SO	BB	IBB	HBP	BLK	WP	HR	S	P	ERA	WHIP

BOTTOM

New York Mets @ Montreal Expos

Olympic Stadium, Montreal, QB

Fri Apr 13 1990, 3:33 AM EDT
Att. 44,183 - Dome - 70 F

livebaseballscorecards.com

AB	36
R	1
H	7
RBI	1
BB	1
SO	10
LOB	16

WP: 0 PB: 0 SB: 0 CS: 0 PA: 37

Batter	1	2	3	4	5	6	7	8	9	AB	R	H	RBI	BB	SO	LOB
Gregg Jefferies, S (1, 4) OBP: 0.348, SLG: 0.429	X 0-0 ① G3	B X 1-0 PB 3-H 1B		C C F X 0-2 FC6-4 1B		C F B X 1-2 ③ L3		X 0-0 ③ L7		5	0	2	1	0	0	2
Keith Miller, R (1, 8) OBP: 0.286, SLG: 0.350	C B C X 1-2 G4-3 1B 2B	B F C P X 2-2 ③ G6-3 1-2		X 0-0 ③ FC6-4 1-2f			S B F B F B C 3-3 ① K		B B C X 2-1 ① L4	5	1	1	0	0	1	2
Howard Johnson, S (1, 5) OBP: 0.348, SLG: 0.636	S F B B X 2-2 ② G4-3 2-3		X 0-0 FC6-5 BB 1B		F B X 1-1 ① G4-3		B B C B X 3-1 HR		X 0-0 ② P5	5	1	2	1	0	0	1
Darryl Strawberry, L (1, 9) OBP: 0.381, SLG: 0.333	S X 0-1 3-H 1B		S B B B B 4-1 FC6-5 1-2 BB		S C B F B B F F X 3-2 ② P6		B C S B X 2-2 PB 2B		C B S S 1-3 ③ K	4	0	2	1	1	1	0
Kevin McReynolds, R (1, 7) OBP: 0.300, SLG: 0.353	X 0-0 ③ F9		B B X 2-0 ① FC6-5 1-2 2-3f		B B X 2-0 ③ L8		B B F B X 3-1 ② P8 2-3			4	0	0	0	0	0	4
Mike Marshall, R (1, 3) OBP: 0.200, SLG: 0.200		X 0-0 ② FC5 E 1B	X 0-0 ② P2			C C B F X 1-2 1B HBP G4-6-3 1B	C S B X 1-2 ③ F9			4	1	2	0	0	0	3
Barry Lyons, R (1, 2) OBP: 0.278, SLG: 0.588		X 0-0 E5 E 1-2 SF8	C F X 0-2 ③ G3			B H 2-0 G4-6-3 1B 1-2 HBP		F B S C 1-3 ① K		3	1	0	0	0	1	3
Kevin Elster, R (1, 6) OBP: 0.200, SLG: 0.059		B B B C X 3-1 ① FC5 SF8 1B 1-3 2-3f	B X 1-0 ① P7			C I F B B X 2-2 G4-6-3 1B 1-2 2-3		C B C X 1-2 ② F7		4	1	1	0	0	0	2
Dwight Gooden, R (1, 1) Tom O'Malley, L (4, PH) Bob Ojeda, L (4, 1) Dave Magadan, L (6, PH) OBP: 0.667, SLG: 1.000 Alejandro Pena, R (6, 1) Mark Carreon, R (8, PH) OBP: 0.500, SLG: 0.333 Wally Whitehurst, R (8, 1)	S C X 0-2 ② SF8 2-3 3-H	B B X 2-0 ② P5				C S B B B B X 3-2 ① ② G4-6-3 1-2f 2-3 3-H		B B B C F B 4-2 BB		0 1 0 1 0 0 0	0 0 0 0 0 0 0	0 0 0 0 0 0 0	1 0 0 0 0 1 0	0 0 0 0 0 0 0	0 0 0 2 0 0 0	0 0 0 0 0 0 0
Inning Stats	R: 1 E: 0 K: 0 S: 10 H: 2 LOB: 1 BB: 0 P: 13	R: 2 E: 2 K: 0 S: 12 H: 2 LOB: 1 BB: 0 P: 17	R: 0 E: 0 K: 0 S: 7 H: 1 LOB: 2 BB: 1 P: 13	R: 0 E: 0 K: 0 S: 7 H: 1 LOB: 1 BB: 0 P: 10	R: 0 E: 0 K: 0 S: 9 H: 0 LOB: 0 BB: 0 P: 15	R: 1 E: 0 K: 0 S: 14 H: 2 LOB: 1 BB: 0 P: 23	R: 1 E: 0 K: 1 S: 14 H: 2 LOB: 1 BB: 0 P: 26	R: 0 E: 0 K: 1 S: 9 H: 0 LOB: 1 BB: 1 P: 15	R: 0 E: 0 K: 1 S: 6 H: 0 LOB: 0 BB: 0 P: 9	1B: 7 2B: 2 3B: 0 HR: 1 SF: 1 SAC: 0 DP: 1 HBP: 1						

PITCHER		IP	WLS	BF	H	R	ER	SO	BB	IBB	HBP	BLK	WP	HR	S	P	ERA	WHIP
Dennis Martinez, R ERA: 4.09	(1, 1)	6.0	W	28	8	4	2	0	1	0	1	0	0	0	59	91	3.00	1.500
Steve Frey, L ERA: 1.8	(7, 1)	3.0	S	12	2	1	1	3	1	0	0	0	0	1	29	50	3.00	1.000

PITCHER	IP	WLS	BF	H	R	ER	SO	BB	IBB	HBP	BLK	WP	HR	S	P	ERA	WHIP

TOP

New York Mets @ Montreal Expos

Olympic Stadium, Montreal, QB

Sat Apr 14 1990, 3:33 AM EDT

Att. 16,165 - Dome

livebaseballscorecards.com

AB	36
R	5
H	10
RBI	4
BB	2
SO	3
LOB	19

WP: 0	PB: 2	SB: 0	CS: 0	PA: 40	

New York Mets @ Montreal Expos

Olympic Stadium, Montreal, QB

Sat Apr 14 1990, 3:33 AM EDT

Att. 16,165 - Dome

livebaseballscorecards.com

BOTTOM

Batter	1	2	3	4	5	6	7	8	9	AB	R	H	RBI	BB	SO	LOB
Delino DeShields, L (1, 4) OBP: 0.400, SLG: 0.500	C X 0-1 ① F8	B B S F F B F X 3-2 S 1B 3-H		B B C B X 3-1 2B		B F S C 1-3 ③ K				4	0	2	1	0	1	0
Marquis Grissom, R (1, 8) OBP: 0.250, SLG: 0.318	B B C S B C 3-3 ② K	1 SAFE SAFE B C B S B F S 3-3 ② K 1-3		C S B F B X 2-2 ③ P8			X 0-0 ① P6			4	0	0	0	0	2	2
Tim Raines, S (1, 7) OBP: 0.318, SLG: 0.333	B X 1-0 ③ G3-1	B B F F B X 3-2 ③ F7			X 0-0 E S FC3-6 1B		X 0-0 ② P4			4	1	1	0	0	0	1
Tim Wallach, R (1, 5) OBP: 0.348, SLG: 0.478		C F B X 1-2 1B 1B 2B 1B	B B F C X 2-2 G6-4-3 1B		B C 1 SAFE X 1-1 ① L5		C S B F S 1-3 ③ K			4	1	2	0	0	1	1
Andres Galarraga, R (1, 3) OBP: 0.455, SLG: 0.294		F X 0-1 1B 1-2 2B 1B	B B F X 2-1 ① ② G6-4-3 1-2f		B B I I 4-0 FC3-6 1-3 IBB			C X 0-1 ① G6-3		3	1	1	0	1	0	1
Larry Walker, L (1, 9) OBP: 0.364, SLG: 0.250	B F X 1-1 1-2 2B 2-3 1B	B B B C S B 4-2 E S BB		B X 1-0 ② FC3-6 1-2f 3-H				C B F B S 2-3 ② K		3	1	1	1	1	1	1
Nelson Santovenia, R (1, 2) OBP: 0.125, SLG: 0.188	C F B X 1-2 1-H 2-H 3-H 3B 2B	1 SAFE P F B B X 3-1 ③ G4-3 1-3			1 SAFE F X 0-1 ③ F7			B F B X 2-1 ③ G6-3		4	1	1	3	0	0	2
Spike Owen, S (1, 6) OBP: 0.263, SLG: 0.500	B C B B X 3-1 1B 2-H 3B			B C B F B X 3-2 ① G6-3		C X 0-1 ① F7				3	1	1	1	0	0	0
Dennis Martinez, R (1, 1) Dave Martinez, L (6, PH) Steve Frey, R (7, 1)		F F F X 0-2 ① G1-3		X 0-0 ② 1-3		C B F B C 2-3 ② K				2 1 0	0 0 0	0 0 0	0 0 0	0 0 0	0 1 0	1 0 0
Inning Stats	R: 0 H: 0 E: 0 LOB: 0 K: 1 BB: 0 S: 6 P: 10	R: 5 H: 6 E: 0 LOB: 1 K: 1 BB: 0 S: 28 P: 43	R: 0 H: 1 E: 0 LOB: 1 K: 0 BB: 1 S: 10 P: 20	R: 0 H: 1 E: 0 LOB: 1 K: 0 BB: 0 S: 10 P: 18	R: 1 H: 1 E: 0 LOB: 1 K: 0 BB: 1 S: 6 P: 12	R: 0 H: 0 E: 0 LOB: 0 K: 2 BB: 0 S: 8 P: 11	R: 0 H: 0 E: 0 LOB: 0 K: 1 BB: 0 S: 6 P: 7	R: 0 H: 0 E: 0 LOB: 0 K: 1 BB: 0 S: 7 P: 11		1B: 6 SF: 0 2B: 2 SAC: 0 3B: 1 DP: 1 HR: 0 HBP: 0						

AB	32
R	6
H	9
RBI	6
BB	2
SO	6
LOB	9

WP: 0 PA: 34
PB: 0
SB: 4
CS: 0

PITCHER		IP	WLS	BF	H	R	ER	SO	BB	IBB	HBP	BLK	WP	HR	S	P	ERA	WHIP
Dwight Gooden, R ERA: 11.74	(1, 1)	3.0	L	16	7	5	5	2	1	0	0	0	0	0	44	73	15.00	2.667
Bob Ojeda, L ERA: 2.45	(4, 1)	2.0		9	2	1	0	0	0	1	0	0	0	0	16	30	0.00	1.000
Alejandro Pena, R ERA: 13.5	(6, 1)	2.0		6	0	0	0	3	0	0	0	0	0	0	14	18	0.00	0.000
Wally Whitehurst, R ERA: 5.4	(8, 1)	1.0		3	0	0	0	1	0	0	0	0	0	0	7	11	0.00	0.000

PITCHER	IP	WLS	BF	H	R	ER	SO	BB	IBB	HBP	BLK	WP	HR	S	P	ERA	WHIP

Batter	1	2	3	4	5	6	7	8	9	AB	R	H	RBI	BB	SO	LOB
Gregg Jefferies, S (1, 4) OBP: 0.370, SLG: 0.417	F9		1B			G5-3			1B G5-3 BB	3	0	1	0	1	0	0
Keith Miller, R (1, 8) OBP: 0.292, SLG: 0.391	S PB 2B		P3			L6			G5-3 1-2	3	1	1	0	0	0	1
Dave Magadan, L (9, PH) OBP: 0.500, SLG: 0.667										1	0	0	0	0	0	1
Howard Johnson, S (1, 5) OBP: 0.296, SLG: 0.538	K 2-3		K			K2-3			K	4	0	0	0	0	4	3
Darryl Strawberry, L (1, 9) OBP: 0.440, SLG: 0.409	G4-3 3-H			G6-4-3 1B			G5-4-3 1B		1B	4	0	3	0	0	0	0
Kevin McReynolds, R (1, 7) OBP: 0.304, SLG: 0.316		S BB		F9			G5-4-3 1-2f		F9	2	0	0	0	1	0	2
Tom O'Malley, L (9, PH)										1	0	0	0	0	0	2
Mike Marshall, R (1, 3) OBP: 0.174, SLG: 0.174		K		G6-4-3 1-2f			K			3	0	0	0	0	2	2
Kevin Elster, R (1, 6) OBP: 0.217, SLG: 0.100		F8			L9-3 1B			K		3	0	1	0	0	1	1
Orlando Mercado, R (1, 2)		G5-3 1-2			L9-3 1-2			F9		3	0	0	0	0	0	2
Ron Darling, R (1, 1)			K		F8			G5-3		2	0	0	0	0	1	0
Jeff Musselman, L (7, 1)										0	0	0	0	0	0	0
Mark Carreon, R (8, PH) OBP: 0.400, SLG: 0.250										1	0	0	0	0	0	0
Jeff Innis, R (8, 1)										0	0	0	0	0	0	0
Inning Stats	R: 1 E: 0 K: 1 S: 7 H: 1 LOB: 0 BB: 0 P: 10	R: 0 E: 0 K: 1 S: 9 H: 0 LOB: 1 BB: 1 P: 18	R: 0 E: 0 K: 2 S: 10 H: 1 LOB: 0 BB: 0 P: 14	R: 0 E: 0 K: 0 S: 7 H: 1 LOB: 0 BB: 0 P: 8	R: 0 E: 0 K: 0 S: 8 H: 1 LOB: 0 BB: 0 P: 15	R: 0 E: 0 K: 1 S: 7 H: 0 LOB: 0 BB: 0 P: 11	R: 0 E: 0 K: 1 S: 6 H: 1 LOB: 0 BB: 0 P: 9	R: 0 E: 0 K: 1 S: 8 H: 0 LOB: 0 BB: 0 P: 14	R: 0 E: 0 K: 1 S: 11 H: 1 LOB: 2 BB: 1 P: 18	1B: 5 2B: 2 3B: 0 HR: 0 SF: 0 SAC: 0 DP: 3 HBP: 0						

PITCHER		IP	WLS	BF	H	R	ER	SO	BB	IBB	HBP	BLK	WP	HR	S	P	ERA	WHIP
Zane Smith, L ERA: 2.08	(1, 1)	8.0	W	27	5	1	0	7	1	0	0	0	0	0	62	99	0.00	0.750
Tim Burke, R ERA: 9.0	(9, 1)	1.0	S	5	1	0	0	1	1	0	0	0	0	0	11	18	0.00	2.000

PITCHER	IP	WLS	BF	H	R	ER	SO	BB	IBB	HBP	BLK	WP	HR	S	P	ERA	WHIP

TOP

New York Mets @ Montreal Expos

Olympic Stadium, Montreal, QB

Sun Apr 15 1990, 7:05 PM EDT

Att. 10,187 - Dome

livebaseballscorecards.com

AB	30
R	1
H	6
RBI	0
BB	2
SO	8
LOB	14

WP: 0 PB: 1 SB: 2 CS: 0 PA: 32

New York Mets @ Montreal Expos

Olympic Stadium, Montreal, QB

Sun Apr 15 1990, 7:05 PM EDT

Att. 10,187 - Dome

livebaseballscorecards.com

BOTTOM

Batter	1	2	3	4	5	6	7	8	9	AB	R	H	RBI	BB	SO	LOB
Delino DeShields, L (1, 4) OBP: 0.414, SLG: 0.481	L B X 1-1 1B S 1B 1B	C C B F B S 2-3 ② K		S B S B B B 4-2 S BB			C C C 0-3 ① K			3	1	1	0	1	2	1
Dave Martinez, L (1, 8) OBP: 0.200, SLG: 0.200 Marquis Grissom, R (7, PH) (8, 8) OBP: 0.280, SLG: 0.391	1 SAFE B 1 SAFE B X 2-0 1B PB 1-3 1B	C B C T B F X 2-2 ③ G6-3		1 SAFE 1 SAFE B B 1 SAFE 1 SAFE F C 3-3 B S ② K 1-2			C B C F F X 1-2 G5-3-5 2B			3 1	1 0	1 1	0 0	0 0	1 0	3 0
Tim Raines, S (1, 7) OBP: 0.308, SLG: 0.318	C F F 1 SAFE X 0-2 PB S 1-3 3-H 1B	B C C B S 2-3 ① K	B X 1-0 ③ G3				C X 0-1 ②③ G5-3-5 2-3f			4	0	1	1	0	1	3
Tim Wallach, R (1, 5) OBP: 0.370, SLG: 0.462	C C H 1-2 PB 1-2 HBP	F S B B X 2-2 ② L7			B F F S 1-3 ① K			X 0-0 G6-4-3 1B		3	0	1	0	0	1	0
Andres Galarraga, R (1, 3) OBP: 0.423, SLG: 0.286	C C B S 1-3 ① K	X 0-0 S 1B			S S F B S 1-3 ② K			X 0-0 ①② G6-4-3 1-2f		4	0	1	0	0	2	4
Larry Walker, L (1, 9) OBP: 0.308, SLG: 0.200	F S S 0-3 ② K 1-2 2-3 3-H	B C F B F S 2-3 ③ K 1-2			C X 0-1 ③ G3			B B B C F S 3-3 ③ K		4	0	0	0	0	3	3
Nelson Santovenia, R (1, 2) OBP: 0.158, SLG: 0.368	S X 0-1 ③ G6-3			B B F X 2-1 HR		B B C X 2-1 ① F8				3	1	1	1	0	0	2
Spike Owen, S (1, 6) OBP: 0.273, SLG: 0.476		B C B F X 2-2 SH1-4 1B		C X 0-1 ① G4-3		B B C X 2-1 ② G6-3				3	0	1	0	0	0	0
Zane Smith, L (1, 1) OBP: 0.667, SLG: 1.333 Tim Burke, R (9, 1)		B 1 SAFE X 1-0 ① SH1-4 1-2		F X 0-1 3B		S X 0-1 ③ B1-3				2 0	0 0	1 0	0 0	0 0	0 0	0 0
Inning Stats	R: 2 E: 0 K: 2 S: 17 H: 3 LOB: 2 BB: 0 P: 22	R: 0 E: 0 K: 1 S: 13 H: 1 LOB: 1 BB: 0 P: 20	R: 0 E: 0 K: 2 S: 11 H: 1 LOB: 1 BB: 0 P: 17	R: 1 E: 0 K: 1 S: 12 H: 2 LOB: 2 BB: 1 P: 22	R: 0 E: 0 K: 2 S: 9 H: 0 LOB: 0 BB: 0 P: 11	R: 0 E: 0 K: 0 S: 6 H: 0 LOB: 0 BB: 0 P: 10	R: 0 E: 0 K: 1 S: 10 H: 1 LOB: 0 BB: 0 P: 11	R: 0 E: 0 K: 1 S: 5 H: 1 LOB: 0 BB: 0 P: 8								

	AB	30
	R	3
	H	9
	RBI	2
	BB	1
	SO	10
	LOB	16

| | | | | | | | |

Batter	1	2	3	4	5	6	7	8	9	AB	R	H	RBI	BB	SO	LOB
Lenny Dykstra, L (1, 8) OBP: 0.667, SLG: 1.111	2-1 2B 1B		3-1 HR		0-0 L8		1-3 K		2-1 G6-3 1-2f	5	2	2	1	0	1	3
Tom Herr, S (1, 4) OBP: 0.417, SLG: 0.591	0-0 1-H 2B		2-1 2B		3-1 G4-3 2-3		0-1 G6-3			4	0	2	1	0	0	1
John Kruk, L (1, 7) OBP: 0.250, SLG: 0.300	0-3 K		3-3 K		0-1 2B 1B 3-H		0-3 K2-3			4	1	1	1	0	3	2
Ricky Jordan, R (1, 3) OBP: 0.276, SLG: 0.308	4-0 BB		0-0 P3		0-1 1-H 2B			1-0 F8		3	0	1	1	1	0	1
Von Hayes, L (1, 9) OBP: 0.379, SLG: 0.333	1-2 F7		3-2 G6-3		0-2 F7			1-2 G3-1		4	0	0	0	0	0	4
Dickie Thon, R (1, 6) OBP: 0.200, SLG: 0.143	1-0 L7			0-0 P5		1-1 F9		3-1 F8		4	0	0	0	0	0	2
Darren Daulton, L (1, 2) OBP: 0.278, SLG: 0.133		3-3 K		2-2 F8		4-0 BB			0-2 L9	2	0	0	0	1	1	0
Randy Ready, R (9, PH) OBP: 0.364, SLG: 0.143										1	0	0	0	0	0	0
Charlie Hayes, R (1, 5) OBP: 0.292, SLG: 0.304		2-1 P3		0-0 G6-3		1 SAFE 0-0 L9			0-0 1B 1B	4	0	1	0	0	0	1
Rod Booker, L (9, PR)										0	0	0	0	0	0	0
Terry Mulholland, R (1, 1) OBP: 0.250, SLG: 0.500		0-3 K			1-2 G4-3 1B 2B	2-3 K			1 SAFE 2-0 G6-3 1-2 1B	3	1	1	0	0	2	1
Jeff Parrett, R (7, 1)										0	0	0	0	0	0	0
Todd Frohwirth, R (7, 1)										0	0	0	0	0	0	0
Chuck McElroy, L (8, 1)										0	0	0	0	0	0	0
Carmelo Martinez, R (9, PH) OBP: 0.462, SLG: 0.125										1	0	1	0	0	0	0
Sil Campusano, R (9, PR) OBP: 0.214, SLG: 0.154										0	0	0	0	0	0	0
Inning Stats	R: 1 E: 0 K: 1 S: 10 H: 2 LOB: 2 BB: 1 P: 18	R: 0 E: 0 K: 2 S: 9 H: 0 LOB: 0 BB: 0 P: 14	R: 1 E: 0 K: 1 S: 13 H: 2 LOB: 1 BB: 0 P: 24	R: 0 E: 0 K: 0 S: 5 H: 0 LOB: 0 BB: 0 P: 7	R: 2 E: 0 K: 0 S: 15 H: 3 LOB: 1 BB: 0 P: 19	R: 0 E: 0 K: 1 S: 6 H: 0 LOB: 1 BB: 1 P: 13	R: 0 E: 0 K: 2 S: 8 H: 0 LOB: 0 BB: 0 P: 9	R: 0 E: 0 K: 0 S: 6 H: 0 LOB: 0 BB: 0 P: 11	R: 0 E: 0 K: 0 S: 7 H: 2 LOB: 2 BB: 0 P: 11	1B: 4 2B: 4 3B: 0 HR: 1 SF: 0 SAC: 0 DP: 1 HBP: 0						

PITCHER		IP	WLS	BF	H	R	ER	SO	BB	IBB	HBP	BLK	WP	HR	S	P	ERA	WHIP
Oil Can Boyd, R ERA: 5.73	(1, 1)	5.0		23	7	4	4	4	1	0	0	0	0	1	52	82	7.20	1.600
Joe Hesketh, L ERA:	(6, 1)	2.0	W	7	0	0	0	3	1	0	0	0	0	0	14	22	0.00	0.500
Drew Hall, L ERA: 1.69	(8, 1)	1.1		5	1	0	0	0	0	0	0	0	0	0	10	15	0.00	0.750
Tim Burke, R ERA: 9.0	(9, 1)	0.0		1	1	0	0	0	0	0	0	0	0	0	1	3	∞	∞
Steve Frey, L ERA: 1.59	(9, 1)	0.2	S	1	0	0	0	0	0	0	0	0	0	0	2	4	0.00	0.000

PITCHER	IP	WLS	BF	H	R	ER	SO	BB	IBB	HBP	BLK	WP	HR	S	P	ERA	WHIP

TOP

Philadelphia Phillies @ Montreal Expos

Olympic Stadium, Montreal, QB

Mon Apr 16 1990, 7:05 PM EDT

Att. 11,063 - Unknown - 71 F

livebaseballscorecards.com

AB	35
R	4
H	9
RBI	4
BB	2
SO	7
LOB	15

Batter	1	2	3	4	5	6	7	8	9	AB	R	H	RBI	BB	SO	LOB
Delino DeShields, L (1, 4) OBP: 0.441, SLG: 0.500	B C X 1-1 G4-3 1B		C F B S 1-3 ③ K		X 0-0 FC5-4 1B		1 SAFE X 0-0 1-2 1B BB 1B	B B 2 SAFE X 2-0 ③ P6		5	0	3	0	0	1	2
Otis Nixon, S (1, 8) OBP: 0.200, SLG: 0.200 Larry Walker, L (7, PH) OBP: 0.333, SLG: 0.200 Drew Hall, L (8, 1) Tim Burke, R (9, 1) Steve Frey, R (9, 1)	B 1 SAFE B X 2-0 ①② G4-3 1-2f			X 0-0 1B S SF9 1B	X 0-0 ② FC5-4 1-2f		B B C B C B 4-2 WP 1B 1-2 2-3 BB			3 0 0 0 0	1 1 0 0 0	1 0 0 0 0	0 0 0 0 0	0 1 0 0 0	0 0 0 0 0	2 0 0 0 0
Tim Raines, S (1, 7) OBP: 0.333, SLG: 0.346	B B B C X 3-1 ③ G5-3			B 1 SAFE B B X 3-0 SF9 S 1-3 SF7 1B	X 0-0 ③ P3		B X 1-0 ② BB WP 1-2 2-H 3-H 1B			4	1	2	1	0	0	1
Tim Wallach, R (1, 5) OBP: 0.355, SLG: 0.429		C F B X 1-2 ① G5-3		S B X 1-1 ① SF9 1-3 3-H		F F F F B F B X 2-2 ① F7	B S B S F F F B B 4-2 BB 1-2 2-3 BB			2	0	0	1	1	0	0
Andres Galarraga, R (1, 3) OBP: 0.400, SLG: 0.261		X 0-0 ② G6-3		F B S F B X 2-2 ② SF7 3-H		B X 1-0 ② G4-3	F F B B F B F B 4-2 1-2 2-3 3-H BB			2	0	0	2	1	0	0
Marquis Grissom, R (1, 9) OBP: 0.276, SLG: 0.346		B S B F F X 2-2 ③ P5		B B B C B 4-1 FC6-4 S BB		F X 0-1 ③ G5-3	B F F F F F S 1-3 ③ K			3	0	0	0	1	1	3
Mike Fitzgerald, R (1, 2) OBP: 0.400, SLG: 0.143		C F X 0-2 ① G5-3	B B 1 SAFE F 1 SAFE B B 4-1 FC6-4 1-2 BB				B B X 2-0 ① F7	B F B B B 4-1 S BB		2	0	0	0	2	0	0
Spike Owen, S (1, 6) OBP: 0.308, SLG: 0.600		B B C X 2-1 SH3-4 1B	B B C X 2-1 ③ FC6-4 1-2f 2-3				X 0-0 HR	1 SAFE B P F C B F X 3-2 ① F8		4	1	2	1	0	0	3
Oil Can Boyd, R (1, 1) Rex Hudler, R (5, PH) Joe Hesketh, R (6, 1) Junior Noboa, R (7, PH) OBP: 0.333, SLG: 0.333 Mike Aldrete, L (7, PH) OBP: 0.667, SLG: 0.500 Dave Martinez, L (7, PR) OBP: 0.167, SLG: 0.167 (8, 8)			L X 0-1 ② SH3-4 1-2		B S X 1-1 ① P5		B B B C S S B 4-2 BB 1B 1B BB	1 SAFE S B C B C 2-3 ② K 1-2		0 1 0 0 0 1	0 0 0 0 0 1	0 0 0 0 0 1	0 0 0 0 1 1	0 0 0 0 0 0	0 0 0 0 0 1	0 0 0 0 0 1
Inning Stats	R: 0 E: 0 K: 0 S: 5 H: 1 LOB: 0 BB: 0 P: 11	R: 0 E: 0 K: 0 S: 8 H: 0 LOB: 0 BB: 0 P: 11	R: 0 E: 0 K: 1 S: 10 H: 1 LOB: 1 BB: 0 P: 13	R: 2 E: 0 K: 0 S: 12 H: 2 LOB: 2 BB: 2 P: 28	R: 0 E: 0 K: 0 S: 5 H: 1 LOB: 1 BB: 0 P: 6	R: 0 E: 0 K: 0 S: 9 H: 0 LOB: 0 BB: 0 P: 12	R: 3 E: 0 K: 1 S: 24 H: 3 LOB: 3 BB: 4 P: 44	R: 0 E: 0 K: 1 S: 10 H: 0 LOB: 1 BB: 1 P: 20		1B: 7 2B: 0 3B: 0 HR: 1	SF: 2 SAC: 1 DP: 1 HBP: 0			WP: 1 PB: 0 SB: 4 CS: 0	PA: 37	

PITCHER		IP	WLS	BF	H	R	ER	SO	BB	IBB	HBP	BLK	WP	HR	S	P	ERA	WHIP
Terry Mulholland, L ERA: 3.0	(1, 1)	6.1		26	6	3	3	1	2	0	0	0	0	1	51	85	4.26	1.263
Jeff Parrett, R ERA: 7.71	(7, 1)	0.1	L	4	2	1	1	0	2	0	0	0	0	0	6	15	27.00	12.000
Todd Frohwirth, R ERA:	(7, 1)	0.1		4	0	1	1	1	3	0	0	0	1	0	17	30	27.00	9.000
Chuck McElroy, L ERA:	(8, 1)	1.0		3	0	0	0	1	0	0	0	0	0	0	9	15	0.00	0.000

PITCHER	IP	WLS	BF	H	R	ER	SO	BB	IBB	HBP	BLK	WP	HR	S	P	ERA	WHIP

BOTTOM

Philadelphia Phillies @ Montreal Expos

Olympic Stadium, Montreal, QB

Mon Apr 16 1990, 7:05 PM EDT
Att. 11,063 - Unknown - 71 F

livebaseballscorecards.com

AB	27
R	5
H	8
RBI	5
BB	7
SO	3
LOB	12

Batter	1	2	3	4	5	6	7	8	9	AB	R	H	RBI	BB	SO	LOB
Lenny Dykstra, L (1, 8) OBP: 0.538, SLG: 0.846	C B F B F X 2-2 ① G4-3		C C X 0-2 ② F7		C B F B F X 2-2 ③ 2-H 1B		C B C F S 1-3 ③ K			4	0	1	0	0	1	1
Tom Herr, S (1, 4) OBP: 0.393, SLG: 0.520	B B B B 4-0 1B BB		B B F B F C 3-3 ③ K			F B F X 1-2 ① G5-3		X 0-0 ① G6-3		3	0	0	0	1	1	0
Von Hayes, L (1, 9) OBP: 0.424, SLG: 0.375	S 1 SAFE 1 SAFE B C X 1-2 L7-4 HBP 1-3 1B			C B B C X 3-2 FC5-4 1B		C B B B B 4-1 3B BB		C B B B C C 3-3 ② K		3	1	2	0	1	1	0
Ricky Jordan, R (1, 3) OBP: 0.273, SLG: 0.276	H 1-0 1-2 HBP			C X 0-1 ① FC5-4 1-2f		C 1 SAFE X 0-1 ② L8		B B C F X 2-2 ③ G3		3	0	0	0	0	0	2
John Kruk, L (1, 7) OBP: 0.261, SLG: 0.391 Randy Ready, R (9, PH) OBP: 0.417, SLG: 0.143	C X 0-1 ②③ L7-4 2-3			B C B X 2-1 ② F7		1 SAFE 1 SAFE X 0-0 1-H 3B			B C S H 2-2 1B FC5 HBP	3 0	0 0	1 0	1 0	0 0	0 0	4 0
Dickie Thon, R (1, 6) OBP: 0.235, SLG: 0.188		C X 0-1 CS 1B		1 SAFE C B C F B S 2-3 ③ K		C B F X 1-2 ③ G5-3			B C F X 1-2 FC5 1-3 1B	4	0	2	0	0	1	2
Charlie Hayes, R (1, 5) OBP: 0.250, SLG: 0.259		C C B B F C 2-3 ①② K 1-2			F S B F B B X 3-2 ① G5-3		C X 0-1 ① F8		X 0-0 ① FC5 1-2 3-H	4	0	0	0	0	1	3
Steve Lake, R (1, 2) OBP: 0.308, SLG: 0.333		B B F X 2-1 ③ L9			S B B F B F B 4-2 SH3-4 1B BB		F B X 1-1 ② G6-3		X 0-0 ② P4	3	0	0	0	1	0	2
Pat Combs, L (1, 1) Darrel Akerfelds, R (6, 1) Chuck McElroy, L (6, 1) Carmelo Martinez, R (7, PH) OBP: 0.500, SLG: 0.222 Todd Frohwirth, R (7, 1) Don Carman, L (7, 1) Jeff Parrett, R (7, 1) Sil Campusano, R (9, PH) OBP: 0.200, SLG: 0.143			B B S F B F F S 3-3 ① K		X 0-0 ② SH3-4 1-2		B C X 1-1 1B		B B C B C S 3-3 ③ K	1 0 0 1 0 0 0 1	0 0 0 0 0 0 0 0	0 0 0 1 0 0 0 0	0 0 0 0 0 0 0 0	0 0 0 0 0 0 0 0	1 0 0 0 0 0 0 1	0 0 0 0 0 0 0 2
Inning Stats	R: 0 H: 1 E: 0 LOB: 2 K: 0 BB: 1 S: 9 P: 17	R: 0 H: 1 E: 0 LOB: 0 K: 1 BB: 0 S: 8 P: 12	R: 0 H: 0 E: 0 LOB: 0 K: 2 BB: 0 S: 11 P: 17	R: 0 H: 1 E: 0 LOB: 1 K: 1 BB: 0 S: 11 P: 18	R: 0 H: 1 E: 0 LOB: 2 K: 0 BB: 1 S: 13 P: 22	R: 1 H: 1 E: 0 LOB: 1 K: 0 BB: 1 S: 10 P: 16	R: 0 H: 1 E: 0 LOB: 1 K: 1 BB: 0 S: 10 P: 13	R: 0 H: 0 E: 0 LOB: 0 K: 1 BB: 0 S: 7 P: 12	R: 0 H: 1 E: 0 LOB: 2 K: 1 BB: 0 S: 10 P: 16	1B: 6 2B: 1 3B: 1 HR: 0	SF: 0 SAC: 1 DP: 1 HBP: 2				WP: 0 PB: 0 SB: 0 CS: 1	PA: 36	

TOP

Philadelphia Phillies @ Montreal Expos

Olympic Stadium, Montreal, QB

Tue Apr 17 1990, 7:05 PM EDT

Att. 8,406 - Dome

livebaseballscorecards.com

AB	30
R	1
H	7
RBI	1
BB	3
SO	7
LOB	16

PITCHER		IP	WLS	BF	H	R	ER	SO	BB	IBB	HBP	BLK	WP	HR	S	P	ERA	WHIP
Mark Gardner, R ERA: 1.42	(1, 1)	5.0		19	4	0	0	4	2	0	1	0	0	0	52	86	0.00	1.200
Drew Hall, L ERA: 2.45	(6, 1)	2.0	W	9	2	1	1	1	1	0	0	0	0	0	20	29	4.50	1.500
Steve Frey, L ERA: 1.17	(8, 1)	2.0	S	8	1	0	0	2	0	0	1	0	0	0	17	28	0.00	0.500

PITCHER	IP	WLS	BF	H	R	ER	SO	BB	IBB	HBP	BLK	WP	HR	S	P	ERA	WHIP

Batter	1	2	3	4	5	6	7	8	9	AB	R	H	RBI	BB	SO	LOB
Delino DeShields, L (1, 4) OBP: 0.447, SLG: 0.514	F B X 1-1 CS 2B		B B B C B 4-1 2B BB		X 0-0 ② P6		B X 1-0 ② FC4-6 CS 1-2f 3-H			3	0	1	1	1	0	2
Marquis Grissom, R (1, 8) OBP: 0.273, SLG: 0.367	C I B X 1-2 ① F8		1 SAFE F C X 0-2 1-3 2B		C X 0-1 ③ F8		1 SAFE 1 SAFE B 1-0 ③ CS 1-2	B C B F S 2-3 ① K		4	0	1	0	0	1	2
Tim Raines, S (1, 7) OBP: 0.353, SLG: 0.345	B B B B 4-0 ② FC5-4 2-3 BB		C B B F C 2-3 ② K			C F B B B X 3-2 ① G3		B F F F X 1-2 E 1B		3	0	1	0	1	1	2
Tim Wallach, R (1, 5) OBP: 0.343, SLG: 0.387	C C B B X 2-2 ③ FC5-4 1-2f		F F B C 1-3 ③ K			B B B B 4-0 CS BB		1 SAFE B 1 SAFE B 1 SAFE X 2-0 ② L9 1-2		3	0	0	0	1	1	4
Andres Galarraga, R (1, 3) OBP: 0.412, SLG: 0.308		B B B X 3-0 WP SF9 2B		B F B C B S 3-3 ① K		B 1 SAFE B B C C B 4-2 ② 1-2 BB		B F B F S 2-3 ③ K2-3		3	1	1	0	1	2	1
Larry Walker, L (1, 9) OBP: 0.300, SLG: 0.174		B F F C 1-3 ① K		C B B B X 3-1 ② G3		C B C S 1-3 ③ K				3	0	0	0	0	2	2
Nelson Santovenia, R (1, 2) OBP: 0.227, SLG: 0.400 Otis Nixon, S (7, PR) OBP: 0.200, SLG: 0.200 Steve Frey, R (8, 1)		F B B C X 2-2 ② SF9 2-H		B B B C B 4-1 CS BB			X 0-0 1B S FC4-6 1B			1 0 0	0 1 0	1 0 0	1 0 0	1 0 0	0 0 0	0 0 0
Spike Owen, S (1, 6) OBP: 0.310, SLG: 0.571		B F S B X 2-2 ③ P4		B B F C B 3-2 ③ CS 1-2	C B F B F B X 3-2 ① F9		B C X 1-1 FC4-6 1-3 1B			3	0	1	0	0	0	0
Mark Gardner, R (1, 1) Rex Hudler, R (5, PH) OBP: 0.500, SLG: 0.500 Drew Hall, L (6, 1) Mike Aldrete, L (7, PH) OBP: 0.667, SLG: 0.500 Mike Fitzgerald, R (7, PH) OBP: 0.364, SLG: 0.125 (8, 2)			C F C 0-3 ① K		C X 0-1 1B		F C X 0-2 ① L6			1 1 0 0 1	0 0 0 0 0	0 1 0 0 0	0 0 0 0 0	1 0 0 0 0	0 0 0 0 0	0 0 0 0 2
Inning Stats	R: 0 E: 0 K: 0 S: 8 H: 1 LOB: 1 BB: 1 P: 16	R: 1 E: 0 K: 1 S: 10 H: 1 LOB: 0 BB: 0 P: 18	R: 0 E: 0 K: 3 S: 13 H: 1 LOB: 2 BB: 1 P: 20	R: 0 E: 0 K: 1 S: 8 H: 0 LOB: 0 BB: 1 P: 21	R: 0 E: 0 K: 0 S: 9 H: 1 LOB: 1 BB: 0 P: 12	R: 0 E: 0 K: 1 S: 8 H: 0 LOB: 1 BB: 2 P: 20	R: 1 E: 0 K: 0 S: 7 H: 2 LOB: 1 BB: 0 P: 10	R: 0 E: 1 K: 2 S: 11 H: 1 LOB: 1 BB: 0 P: 18		1B: 4 2B: 3 3B: 0 HR: 0	SF: 1 SAC: 0 DP: 0 HBP: 0			WP: 1 PB: 0 SB: 1 CS: 4	PA: 34	

PITCHER		IP	WLS	BF	H	R	ER	SO	BB	IBB	HBP	BLK	WP	HR	S	P	ERA	WHIP
Pat Combs, L ERA: 5.63	(1, 1)	5.0		20	4	1	1	5	3	0	0	0	1	0	48	87	1.80	1.400
Darrel Akerfelds, R ERA:	(6, 1)	0.2		3	0	0	0	0	2	0	0	0	0	0	5	16	0.00	3.000
Chuck McElroy, L ERA:	(6, 1)	0.1		1	0	0	0	1	0	0	0	0	0	0	3	4	0.00	0.000
Todd Frohwirth, R ERA: 13.5	(7, 1)	0.0	L	2	2	1	1	0	0	0	0	0	0	0	3	4	∞	∞
Don Carman, L ERA:	(7, 1)	0.2		2	0	0	0	0	0	0	0	0	0	0	4	5	0.00	0.000

PITCHER		IP	WLS	BF	H	R	ER	SO	BB	IBB	HBP	BLK	WP	HR	S	P	ERA	WHIP
Jeff Parrett, R ERA: 6.48	(7, 1)	1.1		4	1	0	0	2	0	0	0	0	0	0	11	19	0.00	0.750

BOTTOM

Philadelphia Phillies @ Montreal Expos

Olympic Stadium, Montreal, QB

Tue Apr 17 1990, 7:05 PM EDT

Att. 8,406 - Dome

livebaseballscorecards.com

AB	26
R	2
H	7
RBI	2
BB	5
SO	8
LOB	15

Philadelphia Phillies @ Montreal Expos

Olympic Stadium, Montreal, QB

Wed Apr 18 1990, 7:05 PM EDT

Att. 10,096 - Unknown - 70 F

livebaseballscorecards.com

TOP

Batter	1	2	3	4	5	6	7	8	9	AB	R	H	RBI	BB	SO	LOB
Lenny Dykstra, L (1, 8) OBP: 0.500, SLG: 0.778	C B B X 2-1 F7 ①	B B F C F X 2-2 1-2 2-H 1B		C X 0-1 1B 2B		X 0-0 P4 ①		C B B F X 2-2 L8 ①		5	1	2	1	0	0	0
Tom Herr, S (1, 4) OBP: 0.424, SLG: 0.517	B B B C C B 4-2 G4-3 BB	B B C X 2-1 F8 ③		C X 0-1 F7 ①		X 0-0 S 1B IBB 1B		B B X 2-0 G3-4-3 1B		4	0	2	0	1	0	3
Von Hayes, L (1, 9) OBP: 0.447, SLG: 0.393	C B B B X 3-1 G4-3 ② 1-2	C C B B B F B 4-2 WP WP 1B BB		B C C X 1-2 2-H 1B		1 SAFE B B B F 1 SAFE C X 2-2 IBB 1B 1-2		X 0-0 G3-4-3 ② 1-2		4	1	2	1	1	0	2
Ricky Jordan, R (1, 3) OBP: 0.263, SLG: 0.242 Roger McDowell, R (8, 1)	C S B B F S 2-3 K ③		C F B S 1-3 K ① 1-2	X 0-0 F8 ②		B S B B I 4-1 1-2 2-H IBB ②		B X 1-0 G5-3 ③		4 0	0 0	0 0	0 0	1 0	2 0	4 0
John Kruk, L (1, 7) OBP: 0.286, SLG: 0.346		B B B C B 4-1 L9-6-4 BB 1B BB	S B B B F B 4-2 1B 2-3 BB	S B 1 SAFE X 1-1 G6-3 ③		S S B X 1-2 F7 ③			C B X 1-1 G3 ①	3	1	0	0	2	0	3
Charlie Hayes, R (1, 5) OBP: 0.273, SLG: 0.258		F S B B B B B 4-2 1-2 L9-6-4 BB	X 0-0 S 1-3 3-H 1B	B C C X 1-2 G1-3 ①			X 0-0 B5-3 ①		C B F F S 1-3 K ②	4	0	1	1	1	1	0
Darren Daulton, L (1, 2) OBP: 0.304, SLG: 0.111	B C X 1-1 ① ② L9-6-4 1-2 2-3	B S S B B C 3-3 ② K 1-2		F B B C F B B 4-2 BB			B B F B B 4-1 BB		C B C S 1-3 K ③	3	0	0	0	2	2	4
Rod Booker, L (1, 6) OBP: 0.400, SLG: 0.250		X 0-0 BB 1B 3-H 1B	I I I I 4-0 IBB	X 0-0 L8 ②			B X 1-0 F8 ②			3	1	1	1	1	0	2
Ken Howell, R (1, 1) Carmelo Martinez, R (8, 3) OBP: 0.500, SLG: 0.222		B S 1 SAFE B B B C B 4-2 1B 1-2 BB	X 0-0 G6-3 ③	C B B X 2-1 L8 ③			F B F S 1-3 K ③			3 0	0 0	0 0	0 0	1 0	1 0	5 0
Inning Stats	R: 0 H: 0 E: 0 LOB: 1 K: 1 BB: 1 S: 10 P: 21	R: 2 H: 2 E: 0 LOB: 2 K: 0 BB: 3 S: 14 P: 31	R: 1 H: 1 E: 0 LOB: 3 K: 2 BB: 3 S: 13 P: 29	R: 1 H: 2 E: 0 LOB: 1 K: 0 BB: 0 S: 10 P: 12	R: 0 H: 0 E: 0 LOB: 1 K: 0 BB: 1 S: 9 P: 16	R: 0 H: 2 E: 0 LOB: 2 K: 0 BB: 1 S: 9 P: 16	R: 0 H: 0 E: 0 LOB: 1 K: 1 BB: 1 S: 6 P: 12	R: 0 H: 1 E: 0 LOB: 1 K: 0 BB: 0 S: 6 P: 11	R: 0 H: 0 E: 0 LOB: 0 K: 2 BB: 0 S: 9 P: 12	1B: 7 SF: 0 2B: 2 SAC: 0 3B: 0 DP: 1 HR: 0 HBP: 0						WP: 2 PA: 43 PB: 0 SB: 2 CS: 0

	AB	33
	R	4
	H	8
	RBI	4
	BB	10
	SO	6
	LOB	23

PITCHER		IP	WLS	BF	H	R	ER	SO	BB	IBB	HBP	BLK	WP	HR	S	P	ERA	WHIP
Kevin Gross, R ERA: 3.75	(1, 1)	5.0	L	27	5	4	4	3	7	1	0	0	2	0	56	109	7.20	2.400
Joe Hesketh, L ERA:	(6, 1)	1.0		5	2	0	0	0	0	1	0	0	0	0	9	16	0.00	2.000
Bill Sampen, R ERA:	(7, 1)	2.0		8	1	0	0	1	1	0	0	0	0	0	12	23	0.00	1.000
Drew Hall, L ERA: 2.16	(9, 1)	1.0		3	0	0	0	2	0	0	0	0	0	0	9	12	0.00	0.000

PITCHER	IP	WLS	BF	H	R	ER	SO	BB	IBB	HBP	BLK	WP	HR	S	P	ERA	WHIP

BOTTOM

Philadelphia Phillies @ Montreal Expos

Olympic Stadium, Montreal, QB

Wed Apr 18 1990, 7:05 PM EDT

Att. 10,096 - Unknown - 70 F

livebaseballscorecards.com

Batter	1	2	3	4	5	6	7	8	9	AB	R	H	RBI	BB	SO	LOB
Delino DeShields, L (1, 4) OBP: 0.488, SLG: 0.526	X 0-0 F8 E G3 1B	B B B C C B 4-2 BB		B B X 2-0 FC5-4 1B		B B B B 4-0 FC4-6 1-2 2-3 BB		C C B B S 2-3 ③ K		3	1	2	0	2	1	0
Marquis Grissom, R (1, 8) OBP: 0.237, SLG: 0.314	B 1 SAFE X 1-0 ① F8 1-3	B C S S 1-3 ② K		1 SAFE X 0-0 ① FC5-4 S 1-2f		B F B C F S 2-3 ① K			X 0-0 ① G1-3	5	0	0	0	0	2	7
Tim Raines, S (1, 7) OBP: 0.308, SLG: 0.294	B X 1-0 ② G3 3-H	X 0-0 ③ L7		X 0-0 ② P5		B X 1-0 ② FC4-6 CS 1-2f 2-3 3-H			F B X 1-1 ② G5-3	5	0	0	2	0	0	5
Tim Wallach, R (1, 5) OBP: 0.368, SLG: 0.412 Tom Foley, L (5, 5)	B S S B X 2-2 BB 1B 1B		S B B X 2-1 1B 1B	F S B S 1-3 ③ K 1-2		B 1-0 ③ CS 1-2	B C X 1-1 ① G4-3		X 0-0 ③ F8	3 2	1 0	2 0	0 0	0 0	1 0	1 0
Andres Galarraga, R (1, 3) OBP: 0.395, SLG: 0.276	B B B B 4-0 1B 1-2 BB	C C 1 SAFE C 0-3 ① K	B X 1-0 ① G5-3				B S S C 1-3 ② K			3	0	0	0	1	2	1
Larry Walker, L (1, 9) OBP: 0.353, SLG: 0.296	B X 1-0 1-3 2-H 1B	F B B X 2-1 S 1-3 1B	C F F F F B S 1-3 ② K				F B X 1-1 2B			4	0	3	1	0	1	0
Nelson Santovenia, R (1, 2) OBP: 0.192, SLG: 0.333	B X 1-0 ③ G6-3	C 1 SAFE F B B S 2-3 ② K 1-2	B X 1-0 ③ G6-3				F S B F X 1-2 ③ P3			4	0	0	0	0	1	5
Spike Owen, S (1, 6) OBP: 0.364, SLG: 0.600		C B C X 1-2 2B	I I I I 4-0 FC6-4 IBB			B B B C B B 4-2 BB 1B FC4-6 BB		C X 0-1 ① G4-3		2	1	1	0	2	0	0
Kevin Gross, R (1, 1) OBP: 0.250, SLG: 0.500 Joe Hesketh, R (6, 1) Mike Aldrete, L (6, PH) OBP: 0.750, SLG: 0.667 Bill Sampen, R (7, 1) Wallace Johnson, S (8, PH) OBP: 0.333, SLG: 0.333 Drew Hall, L (9, 1)		B X 1-0 ① B3	X 0-0 ③ FC6-4 1-2f			B X 1-0 FC4-6 BB 1-2 1B		B C B X 2-1 ② G4-3		2 0 1 0 1 0	0 0 0 0 0 0	0 0 1 0 0 0	0 0 0 0 0 0	0 0 0 0 0 0	0 0 0 0 0 0	4 0 0 0 0 0
Inning Stats	R: 2 E: 1 K: 0 S: 8 H: 3 LOB: 2 BB: 1 P: 18	R: 0 E: 0 K: 1 S: 10 H: 1 LOB: 2 BB: 1 P: 17	R: 0 E: 0 K: 2 S: 11 H: 2 LOB: 3 BB: 1 P: 21	R: 0 E: 0 K: 1 S: 6 H: 1 LOB: 1 BB: 0 P: 9	R: 0 E: 0 K: 1 S: 8 H: 0 LOB: 0 BB: 0 P: 11	R: 1 E: 0 K: 1 S: 8 H: 1 LOB: 1 BB: 2 P: 21	R: 0 E: 0 K: 1 S: 11 H: 1 LOB: 1 BB: 0 P: 15	R: 0 E: 0 K: 1 S: 7 H: 0 LOB: 0 BB: 0 P: 11	R: 0 E: 0 K: 0 S: 4 H: 0 LOB: 0 BB: 0 P: 5	1B: 7 2B: 2 3B: 0 HR: 0	SF: 0 SAC: 0 DP: 0 HBP: 0					

	AB	35
	R	3
	H	9
	RBI	3
	BB	5
	SO	8
	LOB	23

PITCHER		IP	WLS	BF	H	R	ER	SO	BB	IBB	HBP	BLK	WP	HR	S	P	ERA	WHIP
Ken Howell, R ERA: 4.26	(1, 1)	7.0	W	34	9	3	3	7	4	1	0	0	0	0	62	112	3.86	1.857
Roger McDowell, R ERA: 12.46	(8, 1)	2.0	S	6	0	0	0	1	0	0	0	0	0	0	11	16	0.00	0.000

PITCHER	IP	WLS	BF	H	R	ER	SO	BB	IBB	HBP	BLK	WP	HR	S	P	ERA	WHIP

Batter	1	2	3	4	5	6	7	8	9	AB	R	H	RBI	BB	SO	LOB
Delino DeShields, L (1, 4) OBP: 0.479, SLG: 0.512	X 0-0 G6-4-3 1B BLK 1B		B F B S C 2-3 ③ K		B X 1-0 CS 1B		F S F F B S 1-3 ② K		B F B X 2-1 ③ L8	5	1	2	0	0	2	2
Marquis Grissom, R (1, 8) OBP: 0.262, SLG: 0.359	B F X 1-1 G6-4-3 1-2 1B			F B C C 1-3 ① K	B B B 3-0 ③ CS 1-2	F B B F X 2-2 F9 2B 2B	F F F S 0-3 ③ K			4	1	2	0	0	2	1
Tim Raines, S (1, 7) OBP: 0.302, SLG: 0.289	X 0-0 ① ② G6-4-3 1-2f 2-3			X 0-0 2B 1B		L X 0-1 ① F9 2-3		B F X 1-1 ① P3		4	1	1	0	0	0	3
Tim Wallach, R (1, 5) OBP: 0.381, SLG: 0.474	B F S B C 2-3 ③ K 3-H			X 0-0 1B FC3-6 1-H 2B		C F F X 0-2 2B 3-H		C B X 1-1 P2		4	1	2	2	0	1	0
Andres Galarraga, R (1, 3) OBP: 0.429, SLG: 0.313		B X 1-0 G6-4-3 1B		B C F X 1-2 FC3-6 2-3 1B		B I I I 4-0 FC6-4 IBB		F C F B B C 2-3 ③ K		3	0	2	0	1	1	0
Larry Walker, L (1, 9) OBP: 0.342, SLG: 0.323		X 0-0 ① P2		F X 0-1 ② FC3-6 1-2f 3-H		B C F C 1-3 ② K			F X 0-1 E 2B	4	1	1	1	0	1	4
Nelson Santovenia, R (1, 2) OBP: 0.167, SLG: 0.286		B F B C F X 2-2 ② ③ G6-4-3 1-2f		B C B X 2-1 ③ F8		X 0-0 ③ FC6-4 1-2f			F B C F S 1-3 ① K	4	0	0	0	0	1	5
Spike Owen, S (1, 6) OBP: 0.351, SLG: 0.588			B X 1-0 ① P3		B C X 1-1 ① G5-3		F F B B X 2-2 SH1-4 2B		B S X 1-1 E6 2-H	4	0	1	0	0	0	0
Dennis Martinez, R (1, 1)			X 0-0 ② L9		C F S 0-3 ② K		B X 1-0 SH1-4 2-3		B S C S 1-3 ② K	3	0	0	0	0	2	1
Inning Stats	R: 1 H: 2 E: 0 LOB: 0 K: 1 BB: 0 S: 7 P: 10	R: 0 H: 1 E: 0 LOB: 0 K: 0 BB: 0 S: 6 P: 9	R: 0 H: 0 E: 0 LOB: 0 K: 1 BB: 0 S: 5 P: 8	R: 2 H: 3 E: 0 LOB: 1 K: 1 BB: 0 S: 12 P: 16	R: 0 H: 1 E: 0 LOB: 0 K: 1 BB: 0 S: 6 P: 11	R: 1 H: 2 E: 0 LOB: 2 K: 1 BB: 1 S: 13 P: 20	R: 0 H: 1 E: 0 LOB: 1 K: 2 BB: 0 S: 13 P: 17	R: 0 H: 0 E: 0 LOB: 0 K: 1 BB: 0 S: 8 P: 12	R: 1 H: 1 E: 1 LOB: 1 K: 2 BB: 0 S: 13 P: 18	1B: 6 SF: 0 2B: 5 SAC: 1 3B: 0 DP: 2 HR: 0 HBP: 0						

TOP

Montreal Expos @ Philadelphia Phillies

Veterans Stadium, Philadelphia, PA

Thu Apr 19 1990, 7:05 PM EDT

Att. 8,417 - Unknown - 57 F

livebaseballscorecards.com

AB	35
R	5
H	11
RBI	3
BB	1
SO	10
LOB	16

WP: 0 PA: 38
PB: 0
SB: 0
CS: 1

PITCHER		IP	WLS	BF	H	R	ER	SO	BB	IBB	HBP	BLK	WP	HR	S	P	ERA	WHIP
Bruce Ruffin, L ERA: 2.79	(1, 1)	6.0	L	25	9	4	4	5	0	1	0	1	0	0	49	74	6.00	1.500
Don Carman, L ERA:	(7, 1)	2.0		7	1	0	0	3	0	0	0	0	0	0	21	29	0.00	0.500
Chuck McElroy, L ERA:	(9, 1)	1.0		5	1	1	0	2	0	0	0	0	0	0	13	18	0.00	1.000

PITCHER	IP	WLS	BF	H	R	ER	SO	BB	IBB	HBP	BLK	WP	HR	S	P	ERA	WHIP

BOTTOM

Montreal Expos @ Philadelphia Phillies

Veterans Stadium, Philadelphia, PA

Thu Apr 19 1990, 7:05 PM EDT

Att. 8,417 - Unknown - 57 F

livebaseballscorecards.com

Batter	1	2	3	4	5	6	7	8	9	AB	R	H	RBI	BB	SO	LOB
Lenny Dykstra, L (1, 8) OBP: 0.455, SLG: 0.667	C B C S 1-3 ① K			S F S 0-3 ① K			C S B F F F B F F 4-2 B F B ① E BB		F X 0-1 ① F8	3	0	0	0	1	2	0
Tom Herr, S (1, 4) OBP: 0.405, SLG: 0.485	X 0-0 ② G6-3			C X 0-1 ② G6-3			X 0-0 E3 1-2		B B S S X 2-2 1B	4	0	1	0	0	0	1
Von Hayes, L (1, 9) OBP: 0.415, SLG: 0.355 Sil Campusano, R (8, 9) OBP: 0.188, SLG: 0.133	B C C X 1-2 ③ L6			B B X 2-0 ③ P6			F C C 0-3 ① K		F C F X 0-2 ② F4	3 1	0 0	0 0	0 0	0 0	1 0	2 1
Carmelo Martinez, R (1, 3) OBP: 0.389, SLG: 0.154		X 0-0 ① P4			X 0-0 ① F8		X 0-0 ② P6		B B C C B S 3-3 ③ K	4	0	0	0	0	1	3
John Kruk, L (1, 7) OBP: 0.258, SLG: 0.310		C X 0-1 ② G6-3			F B B X 2-1 ② F8		C X 0-1 ③ G1-3			3	0	0	0	0	0	2
Dickie Thon, R (1, 6) OBP: 0.216, SLG: 0.171		B X 1-0 ③ G6-3			C B X 1-1 ③ G5-3			X 0-0 ① G6-3		3	0	0	0	0	0	0
Darren Daulton, L (1, 2) OBP: 0.308, SLG: 0.190			B F F F X 1-2 ① P5			C X 0-1 ① G4-3		B B F X 2-1 G4-3 2B		3	0	1	0	0	0	0
Dave Hollins, S (1, 5) OBP: 0.250, SLG: 0.250			C S B F S 1-3 ② K			F B F X 1-2 ② F9		B C B X 2-1 ② G4-3 2-3		3	0	0	0	0	1	1
Bruce Ruffin, S (1, 1) OBP: 0.333, SLG: 0.333 Curt Ford, L (6, PH) Don Carman, L (7, 1) Rod Booker, L (8, PH) OBP: 0.333, SLG: 0.200 Chuck McElroy, L (9, 1)			B C B C C 2-3 ③ K			X 0-0 ③ G4-3		C B C S 1-3 ③ K		1 1 0 1 0	0 0 0 0 0	0 0 0 0 0	0 0 0 0 0	1 0 0 1 0	0 0 0 1 0	0 0 0 1 0

Inning Stats										
1	R: 0	H: 0	E: 0	LOB: 0	K: 1	BB: 0	S: 7	P: 9		
2	R: 0	H: 0	E: 0	LOB: 0	K: 0	BB: 0	S: 4	P: 5		
3	R: 0	H: 0	E: 0	LOB: 0	K: 2	BB: 0	S: 11	P: 15		
4	R: 0	H: 0	E: 0	LOB: 0	K: 1	BB: 0	S: 6	P: 8		
5	R: 0	H: 0	E: 0	LOB: 0	K: 0	BB: 0	S: 5	P: 8		
6	R: 0	H: 0	E: 0	LOB: 0	K: 0	BB: 0	S: 6	P: 7		
7	R: 0	H: 0	E: 1	LOB: 2	K: 1	BB: 1	S: 15	P: 19		
8	R: 0	H: 1	E: 0	LOB: 1	K: 1	BB: 0	S: 8	P: 13		
9	R: 0	H: 1	E: 0	LOB: 1	K: 1	BB: 0	S: 12	P: 17		

1B: 1	SF: 0	WP: 0	PA: 31							
2B: 1	SAC: 0	PB: 0								
3B: 0	DP: 0	SB: 0								
HR: 0	HBP: 0	CS: 0								

PITCHER	IP	WLS	BF	H	R	ER	SO	BB	IBB	HBP	BLK	WP	HR	S	P	ERA	WHIP
Dennis Martinez, R (1, 1) ERA: 2.25	9.0	W	31	2	0	0	7	1	0	0	0	0	0	74	101	0.00	0.333

PITCHER	IP	WLS	BF	H	R	ER	SO	BB	IBB	HBP	BLK	WP	HR	S	P	ERA	WHIP

AB	30
R	0
H	2
RBI	0
BB	1
SO	7
LOB	11

Montreal Expos @ New York Mets

Shea Stadium, Flushing, NY

Fri Apr 20 1990, 7:05 PM EDT

Att. 24,130 - Unknown - 60 F

TOP

livebaseballscorecards.com

Batter	1	2	3	4	5	6	7	8	9	AB	R	H	RBI	BB	SO	LOB
Delino DeShields, L (1, 4) OBP: 0.453, SLG: 0.500	L C B B F B C 3-3 ① K	B C F S 1-3 ③ K		C X 0-1 ③ F6			S B X 1-1 2B		B B X 2-0 ③ F8	5	0	1	0	0	2	1
Marquis Grissom, R (1, 8) OBP: 0.283, SLG: 0.357	C B B X 2-1 ② F8		F X 0-1 F8 BLK SF7 1B		B B C F B B 4-2 K S BB		C X 0-1 ③ F8			3	1	1	0	1	0	1
Tim Raines, S (1, 7) OBP: 0.319, SLG: 0.293	C B X 1-1 1B 1B		P 1 SAFE 1 SAFE B B B C 1 SAFE B 4-1 SF7 S 1-2 BB		1 SAFE C C B 2 SAFE B F B S 3-3 ① ② K 1-3			B B B X 3-0 E5 1B		3	0	1	0	1	1	1
Tim Wallach, R (1, 5) OBP: 0.370, SLG: 0.452	1 SAFE 1 SAFE F B 1 SAFE X 1-1 1-2 1B		B X 1-0 ① F8 2-3		B C F B F F B X 3-2 ③ L8			F 1 SAFE P F S 1-3 ① K		4	0	1	0	0	1	3
Andres Galarraga, R (1, 3) OBP: 0.413, SLG: 0.314	C B S B B S 3-3 ③ K		1 SAFE 1 SAFE B B X 1-0 ② SF7 1-3 3-H			X 0-0 ① G4-3		P B B B X 3-0 FC6-4 1-2 1B		3	0	1	1	0	1	2
Larry Walker, L (1, 9) OBP: 0.357, SLG: 0.412		B X 1-0 HR	B F S B B B B 4-2 S BB			B S F B B X 2-2 ② P5		C B S S 1-3 ② K		3	1	1	1	1	1	2
Nelson Santovenia, R (1, 2) OBP: 0.147, SLG: 0.250		X 0-0 ① F8	1 SAFE C 1 SAFE S B B S 2-3 ③ K 1-2			C B X 1-1 ③ L9		X 0-0 ③ FC6-4 1-2f		4	0	0	0	0	1	4
Spike Owen, S (1, 6) OBP: 0.341, SLG: 0.579		B C F B F B X 2-2 2B		B F X 1-1 ① F7			C C B B S 2-3 ① K		C C F B B S 1-3 ① K	4	0	1	0	0	2	0
Zane Smith, L (1, 1) OBP: 0.333, SLG: 0.667 Wallace Johnson, S (9, PH) OBP: 0.250, SLG: 0.250 Tim Burke, R (9, 1)		F L B S 1-3 ② K		B F B F B S 3-3 ② K			B X 1-0 ② G4-3		C F S 0-3 ② K	3 1 0	0 0 0	0 0 0	0 0 0	0 0 0	2 1 0	1 0 0

	AB	33
	R	2
	H	7
	RBI	2
	BB	3
	SO	12
	LOB	15

Inning Stats	1	2	3	4	5	6	7	8	9
	R: 0 E: 0 K: 2 S: 13	R: 1 E: 0 K: 2 S: 12	R: 1 E: 0 K: 1 S: 11	R: 0 E: 0 K: 1 S: 7	R: 0 E: 0 K: 1 S: 11	R: 0 E: 0 K: 0 S: 6	R: 0 E: 0 K: 1 S: 8	R: 0 E: 1 K: 2 S: 11	R: 0 E: 0 K: 2 S: 8
	H: 2 LOB: 2 BB: 0 P: 23	H: 2 LOB: 1 BB: 0 P: 17	H: 1 LOB: 2 BB: 2 P: 22	H: 0 LOB: 0 BB: 0 P: 11	H: 0 LOB: 0 BB: 1 P: 21	H: 0 LOB: 0 BB: 0 P: 9	H: 1 LOB: 1 BB: 0 P: 12	H: 1 LOB: 2 BB: 0 P: 17	H: 0 LOB: 0 BB: 0 P: 11

| | | |

Montreal Expos @ New York Mets

Shea Stadium, Flushing, NY

Fri Apr 20 1990, 7:05 PM EDT
Att. 24,130 - Unknown - 60 F

BOTTOM

Batter	1	2	3	4	5	6	7	8	9	AB	R	H	RBI	BB	SO	LOB
Gregg Jefferies, S (1, 4) OBP: 0.373, SLG: 0.400	G6-3		K			G1-3		G6-3		4	0	0	0	0	1	0
Keith Miller, R (1, 8) OBP: 0.354, SLG: 0.341	K		L9			1B		L5		4	1	1	0	0	1	0
Kevin McReynolds, R (1, 7) OBP: 0.321, SLG: 0.304	BB			L8		1B			F8	3	0	1	0	1	0	0
Darryl Strawberry, L (1, 9) OBP: 0.429, SLG: 0.395	E3			F8		1B			G3	4	0	1	1	0	0	1
Mike Marshall, R (1, 3) OBP: 0.256, SLG: 0.429	K			F7		P6			K	4	0	0	0	0	2	4
Tim Teufel, R (1, 5) OBP: 0.250, SLG: 0.143		G5-3			L9		F7			3	0	0	0	0	0	0
Barry Lyons, R (1, 2) OBP: 0.222, SLG: 0.353		G4-3			K		G6-3			3	0	0	0	0	1	0
Kevin Elster, R (1, 6) OBP: 0.171, SLG: 0.056		G1-3			G3		G5-3			3	0	0	0	0	0	0
Ron Darling, R (1, 1)			K			G5-3		G3		1	0	0	0	0	1	0
Jeff Musselman, L (6, 1)										0	0	0	0	0	0	0
Mark Carreon, R (6, PH) OBP: 0.385, SLG: 0.565										1	0	0	0	0	0	0
Bob Ojeda, L (7, 1)										0	0	0	0	0	0	0
Dave Magadan, L (8, PH) OBP: 0.286, SLG: 0.273										1	0	0	0	0	0	0
Julio Machado, R (9, 1)										0	0	0	0	0	0	0

Inning Stats	1	2	3	4	5	6	7	8	9
	R: 0 H: 0 E: 1 LOB: 2 K: 2 BB: 1 S: 15 P: 28	R: 0 H: 0 E: 0 LOB: 0 K: 0 BB: 0 S: 8 P: 13	R: 0 H: 0 E: 0 LOB: 0 K: 2 BB: 0 S: 9 P: 13	R: 0 H: 0 E: 0 LOB: 0 K: 0 BB: 0 S: 7 P: 12	R: 0 H: 0 E: 0 LOB: 0 K: 1 BB: 0 S: 10 P: 16	R: 1 H: 3 E: 0 LOB: 2 K: 0 BB: 0 S: 12 P: 18	R: 0 H: 0 E: 0 LOB: 0 K: 0 BB: 0 S: 7 P: 11	R: 0 H: 0 E: 0 LOB: 0 K: 0 BB: 0 S: 10 P: 17	R: 0 H: 0 E: 0 LOB: 0 K: 1 BB: 0 S: 8 P: 12

1B: 3 SF: 0
2B: 0 SAC: 0
3B: 0 DP: 0
HR: 0 HBP: 0

WP: 0 PA: 32
PB: 0
SB: 1
CS: 0

PITCHER		IP	WLS	BF	H	R	ER	SO	BB	IBB	HBP	BLK	WP	HR	S	P	ERA	WHIP
Zane Smith, L ERA: 1.71	(1, 1)	8.0	W	29	3	1	1	5	1	0	0	0	0	0	78	128	1.12	0.500
Tim Burke, R ERA: 7.5	(9, 1)	1.0	S	3	0	0	0	1	0	0	0	0	0	0	8	12	0.00	0.000

PITCHER	IP	WLS	BF	H	R	ER	SO	BB	IBB	HBP	BLK	WP	HR	S	P	ERA	WHIP

livebaseballscorecards.com

Batter	1	2	3	4	5	6	7	8	9	AB	R	H	RBI	BB	SO	LOB
Delino DeShields, L (1, 4) OBP: 0.421, SLG: 0.462	F B B C B F X 3-2 ① L7			M B X 1-1 ① G6-3		B F X 1-1 ① G3-1		C C B S 1-3 ② K		4	0	0	0	0	1	1
Marquis Grissom, R (1, 8) OBP: 0.280, SLG: 0.348	B F B B C X 3-2 ② P3			C S X 0-2 L7 S 1B		B X 1-0 ② F8		C B B X 2-1 ③ FC6-4 1-2f		4	0	1	0	0	0	1
Tim Raines, S (1, 7) OBP: 0.294, SLG: 0.267	B B C C C 2-3 ③ K			1 SAFE F 1 SAFE P B C X 2-2 ② L7 1-3		X 0-0 ③ G4-3			C X 0-1 ① F8	4	0	0	0	0	1	1
Tim Wallach, R (1, 5) OBP: 0.360, SLG: 0.435		B C B B X 3-1 ① G5-3		S B X 1-1 ③ G4-3			S B C B X 2-2 1B		F B S F B X 2-2 ② P2	4	0	1	0	0	0	1
Andres Galarraga, R (1, 3) OBP: 0.420, SLG: 0.410		S B S S 1-3 ② K			B B S F X 2-2 2B 1B		B S S B F X 2-2 ① F8		S C T B X 1-2 HR	4	2	2	1	0	1	1
Larry Walker, L (1, 9) OBP: 0.348, SLG: 0.421		B C X 1-1 ③ G3-1			C S S 0-3 ① K		S S B S 1-3 ② K		C X 0-1 BLK 2B 2B	4	1	1	0	0	2	2
Mike Fitzgerald, R (1, 2) OBP: 0.333, SLG: 0.091			X 0-0 ① G4-3		C B 1 SAFE 1 SAFE C 1 SAFE 1 SAFE B F 2-2 X ② P3		X 0-0 ③ G5-3		B C C B B B 4-2 BLK 2B BB	3	1	0	0	1	0	2
Spike Owen, S (1, 6) OBP: 0.356, SLG: 0.619 Otis Nixon, S (9, PR) OBP: 0.200, SLG: 0.200			C F B B B S 2-3 ② K		B B C F X 2-2 1-H 2B			B F F B X 2-2 ① G6-3	B B X 2-0 1-H 2-H 2B	4 0	0 0	2 0	3 0	0 0	1 0	0 0
Oil Can Boyd, R (1, 1) Junior Noboa, R (8, PH) OBP: 0.500, SLG: 0.500 Drew Hall, L (8, 1) Bill Sampen, R (8, 1) Nelson Santovenia, R (9, PH) OBP: 0.143, SLG: 0.242			C S S 0-3 ③ K		F B F S 1-3 ③ K			S X 0-1 FC6-4 1B	S F B B X 2-2 ③ G6-3	2 1 0 0 1	0 0 0 0 0	0 1 0 0 0	0 0 0 0 0	0 0 0 0 0	2 0 0 0 0	1 0 0 0 1
Inning Stats	R: 0 H: 0 E: 0 LOB: 0 K: 1 BB: 0 S: 10 P: 18	R: 0 H: 0 E: 0 LOB: 0 K: 1 BB: 0 S: 7 P: 12	R: 0 H: 0 E: 0 LOB: 0 K: 2 BB: 0 S: 7 P: 9	R: 0 H: 1 E: 0 LOB: 1 K: 0 BB: 0 S: 11 P: 14	R: 1 H: 2 E: 0 LOB: 1 K: 2 BB: 0 S: 16 P: 23	R: 0 H: 0 E: 0 LOB: 0 K: 0 BB: 0 S: 4 P: 6	R: 0 H: 1 E: 0 LOB: 1 K: 1 BB: 0 S: 11 P: 16	R: 0 H: 1 E: 0 LOB: 1 K: 1 BB: 0 S: 10 P: 15	R: 3 H: 3 E: 0 LOB: 1 K: 0 BB: 1 S: 18 P: 29	1B: 4 SF: 0 2B: 3 SAC: 0 3B: 0 DP: 0 HR: 1 HBP: 0						

PITCHER		IP	WLS	BF	H	R	ER	SO	BB	IBB	HBP	BLK	WP	HR	S	P	ERA	WHIP
Frank Viola, L ERA: 1.61	(1, 1)	8.2	W	34	7	4	4	8	1	0	0	0	0	1	90	134	4.15	0.923
John Franco, L ERA: 1.59	(9, 1)	0.1	S	2	1	0	0	0	0	0	0	1	0	0	4	8	0.00	3.000

PITCHER	IP	WLS	BF	H	R	ER	SO	BB	IBB	HBP	BLK	WP	HR	S	P	ERA	WHIP

TOP

Montreal Expos @ New York Mets

Shea Stadium, Flushing, NY

Sat Apr 21 1990, 3:33 AM EDT

Att. 20,748 - Overcast - 55 F

livebaseballscorecards.com

AB	35
R	4
H	8
RBI	4
BB	1
SO	8
LOB	11

WP: 0	PA: 36																	
PB: 0																		
SB: 1																		
CS: 0																		

Batter	1	2	3	4	5	6	7	8	9	AB	R	H	RBI	BB	SO	LOB
Gregg Jefferies, S (1, 4) OBP: 0.345, SLG: 0.367	C B X 1-1 F8 ①		C X 0-1 G4-3 ③		X 0-0 G3-1 ③		C X 0-1 L8 ③			4	0	0	0	0	0	1
Keith Miller, R (1, 8) OBP: 0.385, SLG: 0.386	C C B B X 2-2 G5-3 ②			F B X 1-1 HR S 1B		L B B B B 4-1 G4-3 S 1B BB		C X 0-1 F8 2B		3	2	2	0	1	0	0
Howard Johnson, S (1, 5) OBP: 0.280, SLG: 0.511	X 0-0 F8 ③			B 1 SAFE C S X 1-2 P4 ① 1-2		1 SAFE X 0-0 P4 ①		B C S B X 2-2 F8 ① 2-3		4	0	0	0	0	0	3
Darryl Strawberry, L (1, 9) OBP: 0.434, SLG: 0.476		C C B B X 2-2 1B L9-2 1B		B F B B X 3-1 2-H HR		B C 1 SAFE 1 SAFE B S F X 2-2 G4-3 ② 1-3		B C S B S 2-3 K ②		4	1	2	2	0	1	2
Kevin McReynolds, R (1, 7) OBP: 0.344, SLG: 0.333		C F F X 0-2 1-3 1B		B F B S C 2-3 K ②		F C B X 1-2 CS 3-H 1B		X 0-0 G1-3 ③		4	0	2	1	0	1	1
Dave Magadan, L (1, 3) OBP: 0.235, SLG: 0.214		B B C C X 2-2 ① ② L9-2 3-H		C X 0-1 G4-3 ③		B C 1-1 ③ CS 1-2	X 0-0 ① B1-3			3	0	0	0	0	0	2
Barry Lyons, R (1, 2) OBP: 0.231, SLG: 0.351		1 SAFE B 1 SAFE 1 S X 1-1 P6 ③			C B F B S 2-3 K ①		B X 1-0 HR 1B			3	1	1	0	0	1	1
Kevin Elster, R (1, 6) OBP: 0.205, SLG: 0.205			F B B C B X 3-2 F7 ①		B X 1-0 2B		B X 1-0 1-H HR			3	1	2	2	0	0	0
Frank Viola, L (1, 1) John Franco, L (9, 1)			X 0-0 F9 ②		B C X 1-1 F7 ②		X 0-0 G4-3 ②			3 0	0 0	0 0	0 0	0 0	0 0	1 0
Inning Stats	R: 0 H: 0 E: 0 LOB: 0 K: 0 BB: 0 S: 6 P: 9	R: 0 H: 2 E: 0 LOB: 1 K: 0 BB: 0 S: 12 P: 17	R: 0 H: 0 E: 0 LOB: 0 K: 0 BB: 0 S: 6 P: 9	R: 2 H: 2 E: 0 LOB: 0 K: 1 BB: 0 S: 12 P: 19	R: 0 H: 1 E: 0 LOB: 1 K: 1 BB: 0 S: 7 P: 11	R: 1 H: 1 E: 0 LOB: 0 K: 0 BB: 1 S: 10 P: 18	R: 2 H: 2 E: 0 LOB: 0 K: 0 BB: 0 S: 6 P: 8	R: 0 H: 1 E: 0 LOB: 1 K: 1 BB: 0 S: 9 P: 13		1B: 5 SF: 0 2B: 3 SAC: 0 3B: 0 DP: 1 HR: 2 HBP: 0						WP: 0 PA: 33 PB: 0 SB: 2 CS: 1

BOTTOM

Montreal Expos @ New York Mets

Shea Stadium, Flushing, NY

Sat Apr 21 1990, 3:33 AM EDT

Att. 20,748 - Overcast - 55 F

livebaseballscorecards.com

AB	31
R	5
H	9
RBI	5
BB	1
SO	3
LOB	11

PITCHER		IP	WLS	BF	H	R	ER	SO	BB	IBB	HBP	BLK	WP	HR	S	P	ERA	WHIP
Oil Can Boyd, R ERA: 6.0	(1, 1)	7.0	L	28	8	5	5	2	1	0	0	0	0	2	59	91	6.43	1.286
Drew Hall, L ERA: 2.0	(8, 1)	0.2		3	1	0	0	1	0	0	0	0	0	0	8	12	0.00	1.500
Bill Sampen, R ERA:	(8, 1)	0.1		1	0	0	0	0	0	0	0	0	0	0	1	1	0.00	0.000

PITCHER	IP	WLS	BF	H	R	ER	SO	BB	IBB	HBP	BLK	WP	HR	S	P	ERA	WHIP

Batter	1	2	3	4	5	6	7	8	9	AB	R	H	RBI	BB	SO	LOB
Marquis Grissom, R (1, 8) OBP: 0.259, SLG: 0.320	B B X 2-0 ① F7		B C B X 2-1 ③ F9			B C F X 1-2 ② P4			B C X 1-1 ① L8	4	0	0	0	0	0	0
Junior Noboa, R (1, 4) OBP: 0.250, SLG: 0.250	C S X 0-2 ② L8			X 0-0 ① G6-3		B F B X 2-1 ③ F8			C B B B C F X 3-2 ② G4-3	4	0	0	0	0	0	0
Tim Raines, S (1, 7) OBP: 0.327, SLG: 0.292	B C F B B B 4-2 E S BB			X 0-0 1B			X 0-0 S 1B		B B C F B X 3-2 ③ F8	3	0	2	0	1	0	0
Tim Wallach, R (1, 5) OBP: 0.340, SLG: 0.408	B B C X 2-1 ③ F8 **1-3**			X 0-0 ② F8			C X 0-1 ① G6-3 **1-2**			3	0	0	0	0	0	3
Andres Galarraga, R (1, 3) OBP: 0.396, SLG: 0.381		B S B X 2-1 ① F9		B C B C S 2-3 ③ K			B X 1-0 ② F8			3	0	0	0	0	1	2
Mike Fitzgerald, R (1, 9) OBP: 0.333, SLG: 0.077		B B C B F B 4-2 CS BB			X 0-0 ① G6-3		C C B F F B F X 2-2 ③ F7			2	0	0	0	1	0	1
Nelson Santovenia, R (1, 2) OBP: 0.132, SLG: 0.222		S S B S 1-3 ② ③ K **1-2**			X 0-0 ② G5-3			C X 0-1 ① G6-3		3	0	0	0	0	1	1
Spike Owen, S (1, 6) OBP: 0.333, SLG: 0.578			B C F B F X 2-2 ① L9		B X 1-0 ③ P3			C C X 0-2 ② G4-3		3	0	0	0	0	0	0
Mark Gardner, R (1, 1) Rex Hudler, R (6, PH) OBP: 0.333, SLG: 0.333 Steve Frey, R (6, 1) Bill Sampen, R (7, 1) Wallace Johnson, S (8, PH) OBP: 0.200, SLG: 0.200 Rich Thompson, R (8, 1)			S B C S 1-3 ② K			F C B F C 1-3 ① K		C X 0-1 ③ F9		1 1 0 0 1 0	0 0 0 0 0 0	0 0 0 0 0 0	0 0 0 0 0 0	1 1 0 0 0 0	0 0 0 0 0 0	0 0 0 0 0 0
Inning Stats	R: 0 E: 0 K: 0 S: 8 H: 0 LOB: 1 BB: 1 P: 16	R: 0 E: 0 K: 1 S: 7 H: 0 LOB: 0 BB: 1 P: 14	R: 0 E: 0 K: 1 S: 9 H: 0 LOB: 0 BB: 0 P: 14	R: 0 E: 0 K: 1 S: 6 H: 1 LOB: 1 BB: 0 P: 8	R: 0 E: 0 K: 0 S: 3 H: 0 LOB: 0 BB: 0 P: 4	R: 0 E: 0 K: 1 S: 9 H: 0 LOB: 0 BB: 0 P: 13	R: 0 E: 0 K: 0 S: 10 H: 1 LOB: 1 BB: 0 P: 13	R: 0 E: 0 K: 0 S: 7 H: 0 LOB: 0 BB: 0 P: 7	R: 0 E: 0 K: 0 S: 10 H: 0 LOB: 0 BB: 0 P: 17	1B: 2 2B: 0 3B: 0 HR: 0		SF: 0 SAC: 0 DP: 0 HBP: 0				

PITCHER		IP	WLS	BF	H	R	ER	SO	BB	IBB	HBP	BLK	WP	HR	S	P	ERA	WHIP
Sid Fernandez, L ERA: 3.86	(1, 1)	9.0	W	30	2	0	0	4	2	0	0	0	0	0	69	106	0.00	0.444

PITCHER		IP	WLS	BF	H	R	ER	SO	BB	IBB	HBP	BLK	WP	HR	S	P	ERA	WHIP

TOP

Montreal Expos @ New York Mets

Shea Stadium, Flushing, NY

Sun Apr 22 1990, 3:33 AM EDT

Att. 32,843 - Sunny - 62 F

livebaseballscorecards.com

AB	28
R	0
H	2
RBI	0
BB	2
SO	4
LOB	7

WP: 0	PA: 30
PB: 0	
SB: 2	
CS: 1	

Batter	1	2	3	4	5	6	7	8	9	AB	R	H	RBI	BB	SO	LOB
Gregg Jefferies, S (1, 4) OBP: 0.383, SLG: 0.404	B C B F F X 2-2 G3 ①		B H 2-0 HR HBP	F X 0-1 1-3 1B ③			B B B B 4-0 1B G1-3 1B BB	B X 1-0 2B		3	2	2	0	1	0	0
Keith Miller, R (1, 8) OBP: 0.368, SLG: 0.429	B C F C 1-3 K ②		B B C X 2-1 1-H HR		B X 1-0 G1-3 ①		B B B C X 3-1 1-2 G1-3 ①	B C S B X 2-2 G4-3 ③		5	1	1	2	0	1	2
Howard Johnson, S (1, 5) OBP: 0.296, SLG: 0.510	B F C F F B X 2-2 F7 ③		C X 0-1 S 1B		B X 1-0 F8 ②		B X 1-0 2-3 S 1B 1B			4	1	2	0	0	0	0
Darryl Strawberry, L (1, 9) OBP: 0.439, SLG: 0.511		B B F F F C 2-3 K ①	B 1 SAFE B 1 SAFE B B S 4-0 1-2 BB		X 0-0 1B 3B		B F C B B S 3-3 1-2 K ②			3	1	1	0	1	2	2
Kevin McReynolds, R (1, 7) OBP: 0.389, SLG: 0.367		B B F B X 3-1 BB 1B	X 0-0 F8 ②		B X 1-0 3-H 1B		I I I I 4-0 1B IBB			3	0	2	1	1	0	2
Dave Magadan, L (1, 3) OBP: 0.250, SLG: 0.188 Tim Teufel, R (7, PH) OBP: 0.333, SLG: 0.250 (8, 3)		B F P 1 SAFE C 1 SAFE F B B B 4-2 1-2 BB	C B C F B F F F 2-2 X G4-3 ③		X 0-0 F7 ③		B C B X 2-1 1-3 2-H 3-H 1B			2 1	0 0	0 1	0 2	1 0	0 0	3 0
Mackey Sasser, L (1, 2) OBP: 0.100, SLG: 0.100	C B X 1-1 P6 ②		B F B X 2-1 1B 1B			F F B B B X 3-1 F7 ① X	0-0 G3-1 ③			4	0	1	0	0	0	4
Kevin Elster, R (1, 6) OBP: 0.188, SLG: 0.186	C S B X 1-2 F8 ③		F B B C X 2-2 F7 ①			C B F F B X 2-2 G6-3 ②		B B B C F X 3-2 F8 ①		4	0	0	0	0	0	3
Sid Fernandez, L (1, 1) OBP: 0.143, SLG: 0.143			X 0-0 G6-3 ①	1 SAFE 1 SAFE L L 1 SAFE B F F C 1-3 K ②		B S S S 1-3 K ③		B X 1-0 F8 ②		4	0	0	0	0	2	1
Inning Stats	R: 0 E: 0 K: 1 S: 12 H: 0 LOB: 0 BB: 0 P: 17	R: 0 E: 0 K: 1 S: 15 H: 1 LOB: 2 BB: 1 P: 25	R: 2 E: 0 K: 0 S: 14 H: 2 LOB: 2 BB: 1 P: 24	R: 0 E: 0 K: 1 S: 12 H: 2 LOB: 2 BB: 0 P: 17	R: 1 E: 0 K: 0 S: 5 H: 2 LOB: 1 BB: 0 P: 8	R: 0 E: 0 K: 1 S: 9 H: 0 LOB: 0 BB: 0 P: 15	R: 2 E: 0 K: 1 S: 9 H: 2 LOB: 2 BB: 2 P: 26	R: 0 E: 0 K: 0 S: 8 H: 1 LOB: 1 BB: 0 P: 15		1B: 7 2B: 1 3B: 1 HR: 1 SF: 0 SAC: 0 DP: 0 HBP: 1						

PITCHER		IP	WLS	BF	H	R	ER	SO	BB	IBB	HBP	BLK	WP	HR	S	P	ERA	WHIP
Mark Gardner, R ERA: 3.18	(1, 1)	5.0	L	24	7	3	3	3	2	0	1	0	0	1	58	91	5.40	1.800
Steve Frey, L ERA: 2.89	(6, 1)	1.2		8	1	2	2	2	1	1	0	0	0	0	15	36	10.80	1.200
Bill Sampen, R ERA:	(7, 1)	0.1		2	1	0	0	0	0	0	0	0	0	0	3	5	0.00	3.000
Rich Thompson, R ERA:	(8, 1)	1.0		4	1	0	0	0	0	0	0	0	0	0	8	15	0.00	1.000

PITCHER	IP	WLS	BF	H	R	ER	SO	BB	IBB	HBP	BLK	WP	HR	S	P	ERA	WHIP

BOTTOM

Montreal Expos @ New York Mets

Shea Stadium, Flushing, NY

Sun Apr 22 1990, 3:33 AM EDT
Att. 32,843 - Sunny - 62 F

livebaseballscorecards.com

AB	33
R	5
H	10
RBI	5
BB	4
SO	5
LOB	17

Batter	1	2	3	4	5	6	7	8	9	AB	R	H	RBI	BB	SO	LOB
Delino DeShields, L (1, 4) OBP: 0.419, SLG: 0.436	X 0-0 ① L9	C F F F S 0-3 ③ K		B B B I 4-0 1-2 IBB			B B F B S F B 4-2 CS 7 BB		C B C X 1-2 ② G3	3	0	0	0	2	1	0
Marquis Grissom, R (1, 8) OBP: 0.254, SLG: 0.309	B S X 1-1 S 1B 1B		B X 1-0 ① P3	B X 1-0 ③ F7			B S B 1 B X SAFE 3-1 ① ② G5-3 1-2		C F X 0-2 ③ G5-3	5	1	1	0	0	0	3
Tim Raines, S (1, 7) OBP: 0.356, SLG: 0.314	1 SAFE B B B C X 3-1 S 1-H HR 1B		B B F B B 4-1 WP S 1B BB		B B X 2-0 ① F8		B X 1-0 1B			3	2	2	1	1	0	0
Tim Wallach, R (1, 5) OBP: 0.351, SLG: 0.472	B B X 2-0 1-H HR		P B S F B B F F X 3-2 1-H 1B		S F F B B S 2-3 ② K		B B X 2-0 ③ F9			4	1	2	3	0	1	1
Andres Galarraga, R (1, 3) OBP: 0.368, SLG: 0.348	B B X 2-0 ② G6-3		B F S B F F X 2-2 ② F8		F B X 1-1 ③ G5-3			F B F F F S 1-3 ① K		4	0	0	0	0	1	1
Larry Walker, L (1, 9) OBP: 0.360, SLG: 0.452	F X 0-1 1B		X 0-0 ③ G4-3			X 0-0 ① G3		B F X 1-1 S SF8 2B		4	1	2	0	0	0	1
Nelson Santovenia, R (1, 2) OBP: 0.119, SLG: 0.205	P B C X 2-1 ③ P2			B F F F B X 2-2 ① P4		S B B F X 2-2 ② G1-3		B F B F F F B X 3-2 ② SF8 2-H		3	0	0	1	0	0	1
Spike Owen, S (1, 6) OBP: 0.346, SLG: 0.563		C F S 0-3 ① K		B B B C F F B 4-2 S BB		B C X 1-1 FC6-4 1B		B F X 1-1 ③ G6-3		3	0	1	0	1	1	0
Kevin Gross, R (1, 1) OBP: 0.143, SLG: 0.286 Drew Hall, L (7, 1) John Costello, R (7, 1) Tim Burke, R (8, 1)		C S S 0-3 ② K		C C L 0-3 ② K		S S B X 1-2 ③ FC6-4 1-2f			C C C 0-3 ① K	3 0 0 1	0 0 0 0	0 0 0 0	0 0 0 0	0 0 0 0	2 0 0 1	2 0 0 0
Inning Stats	R: 3 H: 4 E: 0 LOB: 1 K: 0 BB: 0 S: 12 P: 21	R: 0 H: 0 E: 0 LOB: 0 K: 3 BB: 0 S: 12 P: 12	R: 1 H: 1 E: 0 LOB: 1 K: 0 BB: 1 S: 14 P: 23	R: 0 H: 0 E: 0 LOB: 2 K: 1 BB: 2 S: 11 P: 22	R: 0 H: 0 E: 0 LOB: 0 K: 1 BB: 0 S: 7 P: 12	R: 0 H: 1 E: 0 LOB: 1 K: 0 BB: 0 S: 9 P: 13	R: 0 H: 1 E: 0 LOB: 1 K: 0 BB: 1 S: 7 P: 17	R: 1 H: 1 E: 0 LOB: 0 K: 1 BB: 0 S: 13 P: 19	R: 0 H: 0 E: 0 LOB: 0 K: 1 BB: 0 S: 9 P: 10	1B: 6 2B: 1 3B: 0 HR: 1	SF: 1 SAC: 0 DP: 0 HBP: 0			WP: 1 PB: 0 SB: 5 CS: 1	PA: 38		

TOP

Montreal Expos @ Houston Astros

Astrodome, Houston, TX

Tue Apr 24 1990, 8:05 PM EDT

Att. 9,542 - Dome - 72 F

livebaseballscorecards.com

AB	33
R	5
H	8
RBI	5
BB	4
SO	7
LOB	9

PITCHER		IP	WLS	BF	H	R	ER	SO	BB	IBB	HBP	BLK	WP	HR	S	P	ERA	WHIP
Mike Scott, R ERA: 7.32	(1, 1)	5.0	L	23	5	4	4	5	2	1	0	0	1	1	56	90	7.20	1.400
Larry Andersen, R ERA: 1.08	(6, 1)	1.0		4	1	0	0	0	0	0	0	0	0	0	9	13	0.00	1.000
Dan Schatzeder, L ERA: 1.69	(7, 1)	2.0		8	2	1	1	1	1	0	0	0	0	0	20	36	4.50	1.500
Danny Darwin, R ERA: 2.25	(9, 1)	1.0		3	0	0	0	1	0	0	0	0	0	0	9	10	0.00	0.000

PITCHER	IP	WLS	BF	H	R	ER	SO	BB	IBB	HBP	BLK	WP	HR	S	P	ERA	WHIP

Montreal Expos @ Houston Astros

Astrodome, Houston, TX

Tue Apr 24 1990, 8:05 PM EDT

Att. 9,542 - Dome - 72 F

BOTTOM

Batter	1	2	3	4	5	6	7	8	9	AB	R	H	RBI	BB	SO	LOB
Gerald Young, S (1, 8) OBP: 0.222, SLG: 0.235	L6		BB		G4-3		S 2B 1B		F8	4	1	1	0	1	0	0
Craig Biggio, R (1, 2) OBP: 0.407, SLG: 0.365	G5-3		F7 1-2		G5-3		F8		F9	5	0	0	0	0	0	2
Bill Doran, S (1, 4) OBP: 0.333, SLG: 0.408	K		2B			L3	1-3 2B BB		2B	4	1	2	0	1	1	0
Glenn Davis, R (1, 3) OBP: 0.429, SLG: 0.604		1B 2B	K			BB 1B 1B	1-H 3-H 2B		K	5	1	3	2	0	2	2
Terry Puhl, L (1, 7) OBP: 0.269, SLG: 0.208		FC1-5 1B BB		G1-3		1-2 BB 1B	F7			3	0	1	0	1	0	1
Glenn Wilson, R (1, 9) OBP: 0.220, SLG: 0.333		FC1-5 1-2 2-H 1B		F9		F8		P3		4	0	1	1	0	0	2
Ken Caminiti, S (1, 5) OBP: 0.333, SLG: 0.318		K		FC6-4 BB		1-2 2-3 BB		1B		2	0	1	0	2	1	2
Rafael Ramirez, R (1, 6) OBP: 0.326, SLG: 0.333		FC1-5 1-2 2-3f	FC6-4 1-2f			G3		P6		2	0	0	0	0	0	3
Ken Oberkfell, L (6, PH) OBP: 0.333, SLG: 0.364										1	0	0	0	0	0	3
Dan Schatzeder, L (7, 1)										0	0	0	0	0	0	0
Franklin Stubbs, L (8, PH) OBP: 0.303, SLG: 0.548										1	0	0	0	0	0	1
Danny Darwin, R (9, 1)										0	0	0	0	0	0	0
Mike Scott, R (1, 1)		K			P6		G6-3		G6-3	1	0	0	0	0	1	2
Casey Candaele, S (5, PH) OBP: 0.333, SLG: 1.333										1	0	0	0	0	0	0
Larry Andersen, R (6, 1)										0	0	0	0	0	0	0
Dave Rohde, S (7, 6) OBP: 0.273, SLG: 0.300										2	0	0	0	0	0	1
Inning Stats	R: 0 E: 0 K: 1 S: 9 H: 0 LOB: 0 BB: 0 P: 15	R: 1 E: 0 K: 2 S: 13 H: 2 LOB: 2 BB: 1 P: 24	R: 0 E: 0 K: 1 S: 8 H: 1 LOB: 1 BB: 1 P: 15	R: 0 E: 0 K: 0 S: 8 H: 0 LOB: 1 BB: 1 P: 15	R: 0 E: 0 K: 0 S: 6 H: 0 LOB: 0 BB: 0 P: 10	R: 0 E: 0 K: 0 S: 12 H: 2 LOB: 3 BB: 1 P: 23	R: 2 E: 0 K: 0 S: 12 H: 2 LOB: 1 BB: 1 P: 20	R: 0 E: 0 K: 0 S: 8 H: 1 LOB: 1 BB: 0 P: 14	R: 0 E: 0 K: 1 S: 9 H: 1 LOB: 1 BB: 0 P: 12	1B: 5 2B: 4 3B: 0 HR: 0	SF: 0 SAC: 0 DP: 0 HBP: 0						

livebaseballscorecards.com

AB	35
R	3
H	9
RBI	3
BB	5
SO	5
LOB	19

WP: 0 PB: 0 SB: 2 CS: 1 PA: 40

PITCHER		IP	WLS	BF	H	R	ER	SO	BB	IBB	HBP	BLK	WP	HR	S	P	ERA	WHIP
Kevin Gross, R ERA: 3.0	(1, 1)	6.0	W	26	5	1	1	4	4	0	0	0	0	0	56	102	1.50	1.500
Drew Hall, L ERA: 3.72	(7, 1)	0.2		4	1	2	2	0	1	0	0	0	0	0	8	16	27.00	3.000
John Costello, R ERA: 5.79	(7, 1)	0.1		2	1	0	0	0	0	0	0	0	0	0	4	4	0.00	3.000
Tim Burke, R ERA: 5.63	(8, 1)	2.0	S	8	2	0	0	1	0	0	0	0	0	0	17	26	0.00	1.000

PITCHER	IP	WLS	BF	H	R	ER	SO	BB	IBB	HBP	BLK	WP	HR	S	P	ERA	WHIP

Montreal Expos @ Houston Astros

Astrodome, Houston, TX

Wed Apr 25 1990, 8:05 PM EDT

Att. 11,251 - Dome

TOP

livebaseballscorecards.com

Batter	1	2	3	4	5	6	7	8	9	AB	R	H	RBI	BB	SO	LOB
Delino DeShields, L (1, 4) OBP: 0.409, SLG: 0.424	F9			G1-3, G1-3, 1B		4-3		G3		4	0	1	0	0	0	2
Marquis Grissom, R (1, 8) OBP: 0.238, SLG: 0.288	L7			G1-3 1-2		G3			K	4	0	0	0	0	1	1
Tim Raines, S (1, 7) OBP: 0.349, SLG: 0.309	L5			G1-3 2-3		L3			1B, WP, 1B	4	1	1	0	0	0	1
Tim Wallach, R (1, 5) OBP: 0.328, SLG: 0.439		F8		G6-3			5-3		K	4	0	0	0	0	1	2
Andres Galarraga, R (1, 3) OBP: 0.377, SLG: 0.380		G3			SH1-3, 2B		L6		WP, 1B 1-3	4	0	2	0	0	0	0
Larry Walker, L (1, 9) OBP: 0.340, SLG: 0.422		G6-3			SH1-3 2-3		F8		K 1-3 3-H	3	0	0	0	0	1	1
Nelson Santovenia, R (1, 2) OBP: 0.133, SLG: 0.214			K		F9			SH1-3, 1B		3	0	1	0	0	1	1
Otis Nixon, S (8, PR) OBP: 0.200, SLG: 0.200										0	0	0	0	0	0	0
Mike Fitzgerald, R (8, 2) OBP: 0.333, SLG: 0.077										0	0	0	0	0	0	0
Spike Owen, S (1, 6) OBP: 0.352, SLG: 0.551		G6-3			S, IBB			SH1-3 1-2		1	0	0	0	1	0	0
Dennis Martinez, R (1, 1)			G6-3		L9 1-2			K		2	0	0	0	0	0	2
Junior Noboa, R (8, PH) OBP: 0.222, SLG: 0.222										1	0	0	0	0	1	2
Steve Frey, R (8, 1)										0	0	0	0	0	0	0
Tim Burke, R (9, 1)										0	0	0	0	0	0	0
Inning Stats	R: 0 E: 0 K: 0 S: 6 H: 0 LOB: 0 BB: 0 P: 10	R: 0 E: 0 K: 0 S: 4 H: 0 LOB: 0 BB: 0 P: 5	R: 0 E: 0 K: 1 S: 8 H: 0 LOB: 0 BB: 0 P: 12	R: 0 E: 0 K: 0 S: 11 H: 1 LOB: 1 BB: 0 P: 18	R: 0 E: 0 K: 0 S: 7 H: 1 LOB: 2 BB: 1 P: 18	R: 0 E: 0 K: 0 S: 6 H: 0 LOB: 0 BB: 0 P: 10	R: 0 E: 0 K: 0 S: 7 H: 0 LOB: 0 BB: 0 P: 13	R: 0 E: 0 K: 1 S: 9 H: 1 LOB: 2 BB: 0 P: 13	R: 1 E: 0 K: 3 S: 13 H: 2 LOB: 1 BB: 0 P: 17	1B: 4 2B: 1 3B: 0 HR: 0 SF: 0 SAC: 2 DP: 0 HBP: 0	WP: 2 PB: 0 SB: 1 CS: 0 PA: 33					

	AB	30
	R	1
	H	5
	RBI	0
	BB	1
	SO	5
	LOB	12

PITCHER		IP	WLS	BF	H	R	ER	SO	BB	IBB	HBP	BLK	WP	HR	S	P	ERA	WHIP
Jim Deshaies, L ERA: 1.73	(1, 1)	8.0		28	3	0	0	2	0	1	0	0	0	0	58	99	0.00	0.375
Dave Smith, R ERA: 1.04	(9, 1)	1.0	L	5	2	1	1	3	0	0	0	0	1	0	13	17	9.00	2.000

PITCHER	IP	WLS	BF	H	R	ER	SO	BB	IBB	HBP	BLK	WP	HR	S	P	ERA	WHIP

Montreal Expos @ Houston Astros

Astrodome, Houston, TX

Wed Apr 25 1990, 8:05 PM EDT

Att. 11,251 - Dome

BOTTOM

Batter	1	2	3	4	5	6	7	8	9	AB	R	H	RBI	BB	SO	LOB
Gerald Young, S (1, 8) OBP: 0.225, SLG: 0.216	BBBB 4-0 G6-3 G5-3 BB		LBBX 2-1 ③ G4-3			BX 1-0 ② 6-3		BFBBFX 3-2 ③ 5-3		3	0	0	0	1	0	0
Craig Biggio, R (1, 2) OBP: 0.413, SLG: 0.364	1 SAFE X 0-0 ① G5-3 1-2			CBFFC 1-3 ① K		BFBBCB 4-2 BB			BBBCX 3-1 G4-3 1B	3	0	1	0	1	1	1
Bill Doran, S (1, 4) OBP: 0.310, SLG: 0.377	X 0-0 ② G6-3 2-3			BFCFX 1-2 ② G5-3		1 SAFE 1 SAFE 1 SAFE C 1 SAFE F B B 1 SAFE 2-2 1 SAFE 1 SAFE X 4-3 ③			LMF 1 SAFE 1 SAFE 1 SAFE BX 1-2 ①② G4-3 1-2f	4	0	0	0	0	0	3
Glenn Davis, R (1, 3) OBP: 0.433, SLG: 0.596	FSFFX 0-2 ③ P6			CX 0-1 1B			FX 0-1 WP S 1B		BX 1-0 ③ 5-3	4	0	2	0	0	0	1
Franklin Stubbs, L (1, 7) OBP: 0.306, SLG: 0.529		CX 0-1 FC6-4 1B		BBX 2-0 ③ F9			BBCBSS 3-3 ① K 1-2			3	0	1	0	0	1	2
Glenn Wilson, R (1, 9) OBP: 0.208, SLG: 0.314		X 0-0 ① FC6-4 G4-6-3 1-2f			X 0-0 ① F9		BFBBX 3-1 ② P3			3	0	0	0	0	0	2
Ken Caminiti, S (1, 5) OBP: 0.314, SLG: 0.298		BBSTX 2-2 ②③ G4-6-3 1-2f			CSC 0-3 ② K		BX 1-0 ③ 6-3 2-3			3	0	0	0	0	1	2
Rafael Ramirez, R (1, 6) OBP: 0.306, SLG: 0.313			CX 0-1 ① F8		X 0-0 ③ 1-3			CBSFS 1-3 ① K		3	0	0	0	0	1	0
Jim Deshaies, L (1, 1) Mark Davidson, R (8, PH) OBP: 0.429, SLG: 0.500 Dave Smith, R (9, 1)			FBSSS 1-3 ② K			CSBFC 1-3 ① K		BSSBBCFFFX 3-2 ② P3		2 1 0	0 0 0	0 0 0	0 0 0	0 0 0	2 0 0	0 0 0
Inning Stats	R: 0 E: 0 K: 0 S: 7 H: 0 LOB: 1 BB: 1 P: 11	R: 0 E: 0 K: 0 S: 6 H: 1 LOB: 0 BB: 0 P: 8	R: 0 E: 0 K: 1 S: 7 H: 0 LOB: 0 BB: 0 P: 10	R: 0 E: 0 K: 1 S: 11 H: 1 LOB: 1 BB: 0 P: 15	R: 0 E: 0 K: 1 S: 5 H: 0 LOB: 0 BB: 0 P: 5	R: 0 E: 0 K: 1 S: 10 H: 0 LOB: 1 BB: 1 P: 18	R: 0 E: 0 K: 1 S: 8 H: 1 LOB: 1 BB: 0 P: 15	R: 0 E: 0 K: 1 S: 13 H: 0 LOB: 0 BB: 0 P: 20	R: 0 E: 0 K: 0 S: 7 H: 1 LOB: 0 BB: 0 P: 12	1B: 4 2B: 0 3B: 0 HR: 0	SF: 0 SAC: 0 DP: 2 HBP: 0					

PITCHER		IP	WLS	BF	H	R	ER	SO	BB	IBB	HBP	BLK	WP	HR	S	P	ERA	WHIP
Dennis Martinez, R ERA: 1.67	(1, 1)	7.0		25	3	0	0	5	2	0	0	0	1	0	54	82	0.00	0.714
Steve Frey, L ERA: 2.61	(8, 1)	1.0	W	3	0	0	0	1	0	0	0	0	0	0	13	20	0.00	0.000
Tim Burke, R ERA: 5.0	(9, 1)	1.0	S	3	1	0	0	0	0	0	0	0	0	0	7	12	0.00	1.000

PITCHER	IP	WLS	BF	H	R	ER	SO	BB	IBB	HBP	BLK	WP	HR	S	P	ERA	WHIP

livebaseballscorecards.com

AB	29
R	0
H	4
RBI	0
BB	2
SO	6
LOB	11

WP: 1 PA: 31
PB: 0
SB: 1
CS: 0

Montreal Expos @ Cincinnati Reds

Riverfront Stadium, Cincinnati, OH

Fri Apr 27 1990, 7:05 PM EDT

Att. 25,564 - Unknown

TOP

livebaseballscorecards.com

Batter	1	2	3	4	5	6	7	8	9	AB	R	H	RBI	BB	SO	LOB
Delino DeShields, L (1, 4) OBP: 0.400, SLG: 0.403	G4-3		FC4-6 1-2f			G3		1B BB		3	0	0	0	1	0	1
Marquis Grissom, R (1, 8) OBP: 0.254, SLG: 0.317	G6-3			F8 2B		F8		S 1B		4	0	2	2	0	0	0
Tim Raines, S (1, 7) OBP: 0.343, SLG: 0.293	K			F8 2-3		P4		IBB		3	0	0	0	1	1	1
Tim Wallach, R (1, 5) OBP: 0.323, SLG: 0.426		L4-3 1B		K			F9	P4		4	0	1	0	0	1	4
Andres Galarraga, R (1, 3) OBP: 0.354, SLG: 0.352		L4-3 1-2		K			F8	K		4	0	0	0	0	2	5
Larry Walker, L (1, 9) OBP: 0.333, SLG: 0.408		K			K		F7		CS 1B	4	0	1	0	0	2	0
Nelson Santovenia, R (1, 2) OBP: 0.122, SLG: 0.196			F8	F8				F8	K 1-2	4	0	0	0	0	1	1
Spike Owen, S (1, 6) OBP: 0.379, SLG: 0.585			FC4-6 1B	2B				WP 1B 1B	F7	4	1	3	0	0	0	0
Zane Smith, L (1, 1) OBP: 0.250, SLG: 0.500			1 SAFE							2	0	0	0	0	2	2
Junior Noboa, R (8, PH) OBP: 0.300, SLG: 0.300			1 SAFE							1	0	1	0	0	0	0
Otis Nixon, S (8, PR) OBP: 0.200, SLG: 0.200			1 SAFE							0	1	0	0	0	0	0
Drew Hall, L (8, 1)										0	0	0	0	0	0	0
Tim Burke, R (9, 1)			K					WP 1B		0	0	0	0	0	0	0
Inning Stats	R: 0 E: 0 K: 1 S: 8 H: 0 LOB: 0 BB: 0 P: 10	R: 0 E: 0 K: 1 S: 9 H: 1 LOB: 0 BB: 0 P: 13	R: 0 E: 0 K: 1 S: 10 H: 1 LOB: 0 BB: 0 P: 12	R: 0 E: 0 K: 2 S: 12 H: 1 LOB: 1 BB: 0 P: 18	R: 0 E: 0 K: 2 S: 9 H: 1 LOB: 1 BB: 0 P: 10	R: 0 E: 0 K: 0 S: 3 H: 0 LOB: 0 BB: 0 P: 4	R: 0 E: 0 K: 0 S: 9 H: 0 LOB: 0 BB: 0 P: 12	R: 2 E: 0 K: 1 S: 15 H: 3 LOB: 3 BB: 2 P: 27	R: 0 E: 0 K: 1 S: 5 H: 1 LOB: 0 BB: 0 P: 6	1B: 6 2B: 3 3B: 0 HR: 0 SF: 0 SAC: 0 DP: 1 HBP: 0						

	AB	33
	R	2
	H	8
	RBI	2
	BB	2
	SO	9
	LOB	14

WP: 1 PA: 35
PB: 0
SB: 1
CS: 1

PITCHER		IP	WLS	BF	H	R	ER	SO	BB	IBB	HBP	BLK	WP	HR	S	P	ERA	WHIP
Tom Browning, L ERA: 3.34	(1, 1)	7.1		26	5	1	1	7	0	0	0	0	0	0	65	85	1.23	0.682
Norm Charlton, L ERA: 2.7	(8, 1)	0.0		2	1	0	0	0	1	0	0	0	1	0	3	7	∞	∞
Rob Dibble, R ERA:	(8, 1)	1.2	W	7	2	1	1	2	0	1	0	0	0	0	12	20	5.40	1.200

PITCHER		IP	WLS	BF	H	R	ER	SO	BB	IBB	HBP	BLK	WP	HR	S	P	ERA	WHIP

Montreal Expos @ Cincinnati Reds

Riverfront Stadium, Cincinnati, OH

Fri Apr 27 1990, 7:05 PM EDT

Att. 25,564 - Unknown

livebaseballscorecards.com

BOTTOM

Batter	1	2	3	4	5	6	7	8	9	AB	R	H	RBI	BB	SO	LOB
Chris Sabo, R (1, 5) OBP: 0.485, SLG: 0.707	E 1B 1B		G4-3 1-2f		F9		K		1-2 2-3 3-H 1B	5	1	2	1	0	1	2
Billy Hatcher, R (1, 8) OBP: 0.377, SLG: 0.456	F9 1-3		3B			F8		K		4	0	1	0	0	1	1
Barry Larkin, R (1, 6) OBP: 0.484, SLG: 0.500	E 3-H 1B		G1-3			G6-3		F9		4	0	1	1	0	0	1
Todd Benzinger, S (1, 3) OBP: 0.458, SLG: 0.500	E4 L4-3 1-3			FC6-4 1B		E 1B		G4-3		4	0	2	0	0	0	1
Mariano Duncan, R (1, 4) OBP: 0.478, SLG: 0.780	L4-3 1-2			FC6-4 FC3-6 1-2f		G6-3 1-2			BB S 1B BB	3	1	0	0	1	0	4
Paul O'Neill, L (1, 9) OBP: 0.339, SLG: 0.347		G4-3		FC3-6 1-2f			G3		B2	4	0	0	0	0	0	2
Rolando Roomes, R (1, 7) OBP: 0.364, SLG: 0.636		F8		F9			HR		K 1-2	4	0	1	1	0	1	2
Joe Oliver, R (1, 2) OBP: 0.346, SLG: 0.304		G6-3			K		FC5-4 1B		1B BB IBB	3	0	1	0	1	1	0
Tom Browning, L (1, 1) Norm Charlton, S (8, 1) Rob Dibble, L (8, 1) Luis Quinones, S (9, PH) OBP: 0.667, SLG: 0.500			G4-3 BB		G6-3		FC5-4 1-2f		1B 1-2 2-3 BB	2 0 0 0	0 0 0 0	0 0 0 0	0 0 0 1	1 0 0 0	0 0 0 0	1 0 0 0
Inning Stats	R: 1 E: 2 K: 0 S: 10 H: 2 LOB: 1 BB: 0 P: 15	R: 0 E: 0 K: 0 S: 4 H: 0 LOB: 0 BB: 0 P: 5	R: 0 E: 0 K: 0 S: 10 H: 1 LOB: 1 BB: 1 P: 18	R: 0 E: 0 K: 0 S: 7 H: 1 LOB: 1 BB: 0 P: 11	R: 0 E: 0 K: 1 S: 8 H: 0 LOB: 0 BB: 0 P: 12	R: 0 E: 1 K: 0 S: 11 H: 1 LOB: 1 BB: 0 P: 16	R: 1 E: 0 K: 1 S: 13 H: 2 LOB: 1 BB: 0 P: 19	R: 0 E: 0 K: 1 S: 10 H: 0 LOB: 0 BB: 0 P: 13	R: 1 E: 0 K: 1 S: 11 H: 1 LOB: 3 BB: 3 P: 25	1B: 6 2B: 1 3B: 1 HR: 1 SF: 0 SAC: 0 DP: 2 HBP: 0				WP: 0 PB: 0 SB: 1 CS: 0	PA: 37	

	AB	33
	R	2
	H	8
	RBI	3
	BB	4
	SO	4
	LOB	14

PITCHER		IP	WLS	BF	H	R	ER	SO	BB	IBB	HBP	BLK	WP	HR	S	P	ERA	WHIP
Zane Smith, L ERA: 1.61	(1, 1)	7.0		28	7	2	1	2	1	0	0	0	0	1	63	96	1.29	1.143
Drew Hall, L ERA: 3.97	(8, 1)	1.2	L	8	0	1	1	2	2	1	0	0	0	0	19	36	5.40	1.200
Tim Burke, R ERA: 5.0	(9, 1)	0.0		1	1	0	0	0	0	0	0	0	0	0	2	2	∞	∞

PITCHER	IP	WLS	BF	H	R	ER	SO	BB	IBB	HBP	BLK	WP	HR	S	P	ERA	WHIP

Batter	1	2	3	4	5	6	7	8	9	AB	R	H	RBI	BB	SO	LOB
Delino DeShields, L (1, 4) OBP: 0.413, SLG: 0.424	G4-3	IBB			1B		2B	F7		4	1	2	0	1	0	2
Marquis Grissom, R (1, 8) OBP: 0.250, SLG: 0.324	2B	F8			P3 1-2		E7 1B WP		G4-3	5	2	1	0	0	0	5
Tim Raines, S (1, 7) OBP: 0.319, SLG: 0.270	K	F7			K SAFE		L8		K	5	0	0	0	0	3	7
Tim Wallach, R (1, 5) OBP: 0.357, SLG: 0.470	2B 2-H		CS 1B		F8		WP 1B 1-3 2-H		1B	5	0	4	2	0	0	1
Andres Galarraga, R (1, 3) OBP: 0.333, SLG: 0.328	K		FC L1-3 1-2			F8	K 1-2 3-H		F7	4	0	0	0	0	2	3
Drew Hall, L (7, 1)										0	0	0	0	0	0	0
Nelson Santovenia, R (8, 2) OBP: 0.120, SLG: 0.191										1	0	0	0	0	0	1
Larry Walker, L (1, 9) OBP: 0.328, SLG: 0.415		2B 2B	L1-3 1-2			K		K		4	1	1	0	0	2	1
Mike Fitzgerald, R (1, 2) OBP: 0.409, SLG: 0.133		2B BB		F9		BB		1B		2	0	1	0	2	0	0
Otis Nixon, S (8, PR) OBP: 0.200, SLG: 0.200										0	0	0	0	0	0	0
Steve Frey, R (8, 1)										0	0	0	0	0	0	0
Spike Owen, S (1, 6) OBP: 0.387, SLG: 0.596		1-3 2-H 2B		G3	G4-3			1B 1-2		4	0	2	1	0	0	1
Oil Can Boyd, R (1, 1)										2	0	0	0	0	0	2
Bill Sampen, R (4, 1)										0	0	0	0	0	0	0
Mike Aldrete, L (7, PH) OBP: 0.600, SLG: 0.500										1	0	0	0	0	0	0
(7, 3)																
Junior Noboa, R (8, PH) OBP: 0.364, SLG: 0.364										1	0	1	0	0	0	0
Tom Foley, L (8, 3)										0	0	0	0	0	0	0
Inning Stats	R: 1 E: 0 K: 2 S: 16 H: 2 LOB: 1 BB: 0 P: 23	R: 1 E: 0 K: 0 S: 9 H: 2 LOB: 3 BB: 2 P: 18	R: 0 E: 0 K: 0 S: 7 H: 1 LOB: 0 BB: 0 P: 11	R: 0 E: 0 K: 0 S: 5 H: 0 LOB: 0 BB: 0 P: 5	R: 0 E: 0 K: 1 S: 12 H: 1 LOB: 1 BB: 0 P: 20	R: 0 E: 0 K: 1 S: 9 H: 0 LOB: 1 BB: 1 P: 18	R: 2 E: 1 K: 1 S: 10 H: 2 LOB: 1 BB: 0 P: 14	R: 0 E: 0 K: 1 S: 14 H: 3 LOB: 2 BB: 0 P: 19	R: 0 E: 0 K: 1 S: 13 H: 1 LOB: 1 BB: 0 P: 20	1B: 7 2B: 6 3B: 0 HR: 0 SF: 0 SAC: 0 DP: 1 HBP: 0						

PITCHER		IP	WLS	BF	H	R	ER	SO	BB	IBB	HBP	BLK	WP	HR	S	P	ERA	WHIP
Jack Armstrong, R ERA: 1.4	(1, 1)	6.2	W	31	8	4	2	5	2	1	0	0	1	0	65	105	2.70	1.500
Rob Dibble, R ERA:	(7, 1)	0.1		1	0	0	0	1	0	0	0	0	1	0	3	4	0.00	0.000
Randy Myers, L ERA: 4.66	(8, 1)	2.0	S	9	4	0	0	2	0	0	0	0	0	0	27	39	0.00	2.000

PITCHER	IP	WLS	BF	H	R	ER	SO	BB	IBB	HBP	BLK	WP	HR	S	P	ERA	WHIP

TOP

Montreal Expos @ Cincinnati Reds

Riverfront Stadium, Cincinnati, OH

Sat Apr 28 1990, 3:33 AM EDT
Att. 21,775 - Overcast - 74 F

livebaseballscorecards.com

AB	38
R	4
H	12
RBI	3
BB	3
SO	7
LOB	23

Batter	1	2	3	4	5	6	7	8	9	AB	R	H	RBI	BB	SO	LOB
Chris Sabo, R (1, 5) OBP: 0.486, SLG: 0.738	P6	FC6-4 1-2f		HR 2-H			BB SH1-3			3	1	1	2	1	0	3
Herm Winningham, L (1, 8) OBP: 0.273, SLG: 0.300	K		G6-3 S SF8 1B	S 1B			SH1-3 1-2			3	1	2	0	0	1	0
Barry Larkin, R (1, 6) OBP: 0.485, SLG: 0.492	CS 1B		G6-3 1-3	K 1-2			G1-4-3 IBB			3	0	1	0	1	1	2
Todd Benzinger, S (1, 3) OBP: 0.444, SLG: 0.490	CS 1-2	1B E 1B	SF8 3-H		G4-3		G1-4-3 1-2f			3	1	1	1	0	0	2
Paul O'Neill, L (1, 9) OBP: 0.350, SLG: 0.415		E 1-3 1B	L3		F7			HR		4	1	2	1	0	0	0
Hal Morris, L (1, 7) OBP: 0.250, SLG: 0.182	K			L7	G4-3			F9		3	0	0	0	0	1	2
Billy Hatcher, R (8, 7)										1	0	0	0	0	0	0
Mariano Duncan, R (1, 4) OBP: 0.480, SLG: 0.818		E4 1-3 3-H		HR 0-2		L8		CS BB		3	1	1	2	1	0	1
Joe Oliver, R (1, 2) OBP: 0.357, SLG: 0.327		FC6-4 IBB		BLK HR 2B		K		K 1-2		3	1	1	0	1	2	1
Jack Armstrong, R (1, 1)		F4		K		K				3	0	0	0	0	2	4
Rob Dibble, L (7, 1)										0	0	0	0	0	0	0
Randy Myers, L (8, 1)										0	0	0	0	0	0	0
Inning Stats	R: 0 E: 0 K: 1 S: 12 H: 1 LOB: 0 BB: 0 P: 15	R: 1 E: 1 K: 1 S: 10 H: 2 LOB: 3 BB: 1 P: 17	R: 1 E: 0 K: 0 S: 8 H: 1 LOB: 0 BB: 0 P: 16	R: 3 E: 0 K: 2 S: 16 H: 4 LOB: 1 BB: 0 P: 22	R: 0 E: 0 K: 0 S: 3 H: 0 LOB: 0 BB: 0 P: 5	R: 0 E: 0 K: 2 S: 7 H: 0 LOB: 0 BB: 0 P: 10	R: 0 E: 0 K: 0 S: 3 H: 0 LOB: 1 BB: 2 P: 12	R: 1 E: 0 K: 1 S: 12 H: 1 LOB: 0 BB: 1 P: 21		1B: 5 2B: 1 3B: 0 HR: 3 SF: 1 SAC: 1 DP: 1 HBP: 0						

PITCHER		IP	WLS	BF	H	R	ER	SO	BB	IBB	HBP	BLK	WP	HR	S	P	ERA	WHIP
Oil Can Boyd, R ERA: 7.06	(1, 1)	3.2	L	20	8	5	5	3	0	1	0	1	0	2	42	65	12.27	2.182
Bill Sampen, R ERA:	(4, 1)	2.1		7	0	0	0	3	0	0	0	0	0	0	14	20	0.00	0.000
Drew Hall, L ERA: 3.65	(7, 1)	1.0		4	0	0	0	0	1	1	0	0	0	0	3	12	0.00	1.000
Steve Frey, L ERA: 3.18	(8, 1)	1.0		4	1	1	1	1	1	0	0	0	0	1	12	21	9.00	2.000

BOTTOM

Montreal Expos @ Cincinnati Reds

Riverfront Stadium, Cincinnati, OH

Sat Apr 28 1990, 3:33 AM EDT

Att. 21,775 - Overcast - 74 F

livebaseballscorecards.com

AB	29
R	6
H	9
RBI	6
BB	4
SO	7
LOB	15

WP: 0 PB: 0 SB: 2 CS: 2 PA: 36

Batter	1	2	3	4	5	6	7	8	9	AB	R	H	RBI	BB	SO	LOB
Otis Nixon, S (1, 8) OBP: 0.143, SLG: 0.143	P8		F7		FC1-6 1-3 2-H	4-3	F8			2	0	0	0	0	0	0
Mike Aldrete, L (5, PH) OBP: 0.571, SLG: 0.500					1B					2	0	1	1	0	0	0
(5, 9)																
Dave Martinez, L (7, 9) OBP: 0.143, SLG: 0.143										1	0	0	0	0	0	1
Junior Noboa, R (1, 4) OBP: 0.375, SLG: 0.375	PB 1B		5-3		FC1-6 1-2f 3-H		1B 1B		F9	5	1	2	1	0	0	1
Tim Raines, S (1, 7) OBP: 0.312, SLG: 0.265	F7 1-2			1-3	F7		CS 1-3		5-3	5	0	1	0	0	0	2
Tim Wallach, R (1, 5) OBP: 0.373, SLG: 0.507	5-3			L1		HR	BB 1B 1-2		BB	3	2	1	1	2	0	1
Andres Galarraga, R (1, 3) OBP: 0.351, SLG: 0.344		K		1B BB		2B	1B 1-2 BB		K	3	0	1	0	2	2	1
Marquis Grissom, R (1, 9) OBP: 0.276, SLG: 0.338		F7		1-3 1B		SAFE CS 2-3 BB	1-3 2-H 3-H 1B			3	0	2	2	1	0	0
(5, 8)																
Mike Fitzgerald, R (1, 2) OBP: 0.462, SLG: 0.353		S BB			1B 1B BB	1-2 HR		5-3		2	2	1	1	2	0	0
Spike Owen, S (1, 6) OBP: 0.394, SLG: 0.583		F9 1-2			1B 1-2 FC1-6 1B	BB		G6-3		3	1	1	0	1	0	1
Kevin Gross, R (1, 1) OBP: 0.182, SLG: 0.273			6-3		B2	F4		1B		4	0	1	0	0	0	3
Tim Burke, R (8, 1)										0	0	0	0	0	0	0
Inning Stats	R: 0 E: 0 K: 0 S: 6 H: 1 LOB: 1 BB: 0 P: 11	R: 0 E: 0 K: 1 S: 9 H: 0 LOB: 1 BB: 1 P: 16	R: 0 E: 0 K: 0 S: 6 H: 0 LOB: 0 BB: 0 P: 8	R: 0 E: 0 K: 0 S: 11 H: 1 LOB: 2 BB: 1 P: 20	R: 2 E: 0 K: 0 S: 12 H: 2 LOB: 1 BB: 1 P: 20	R: 2 E: 0 K: 0 S: 7 H: 3 LOB: 1 BB: 2 P: 17	R: 2 E: 0 K: 0 S: 13 H: 3 LOB: 2 BB: 2 P: 26	R: 0 E: 0 K: 0 S: 6 H: 1 LOB: 1 BB: 0 P: 10	R: 0 E: 0 K: 1 S: 12 H: 0 LOB: 1 BB: 1 P: 18	1B: 8 2B: 1 3B: 0 HR: 2 SF: 0 SAC: 0 DP: 0 HBP: 0						

TOP

Montreal Expos @ Cincinnati Reds

Riverfront Stadium, Cincinnati, OH

Sun Apr 29 1990, 3:33 AM EDT
Att. 27,344 - Cloudy - 62 F

livebaseballscorecards.com

AB	33
R	6
H	11
RBI	6
BB	8
SO	2
LOB	10

WP: 0 PA: 41
PB: 1
SB: 1
CS: 2

PITCHER		IP	WLS	BF	H	R	ER	SO	BB	IBB	HBP	BLK	WP	HR	S	P	ERA	WHIP
Danny Jackson, L ERA: 10.8	(1, 1)	0.1		2	1	0	0	0	0	0	0	0	0	0	2	4	0.00	3.000
Ron Robinson, R ERA: 3.86	(1, 1)	4.2	L	19	3	2	2	1	3	0	0	0	0	0	42	71	3.86	1.286
Tim Layana, R ERA: 4.5	(6, 1)	1.0		6	3	2	2	0	2	0	0	0	0	2	7	17	18.00	5.000
Kip Gross, R ERA: 6.0	(7, 1)	2.0		10	4	2	2	0	2	0	0	0	0	0	19	36	9.00	3.000
Tim Birtsas, L ERA:	(9, 1)	1.0		4	0	0	0	1	1	0	0	0	0	0	12	18	0.00	1.000

PITCHER	IP	WLS	BF	H	R	ER	SO	BB	IBB	HBP	BLK	WP	HR	S	P	ERA	WHIP

Montreal Expos @ Cincinnati Reds

Riverfront Stadium, Cincinnati, OH

Sun Apr 29 1990, 3:33 AM EDT

Att. 27,344 - Cloudy - 62 F

BOTTOM

livebaseballscorecards.com

Batter	1	2	3	4	5	6	7	8	9	AB	R	H	RBI	BB	SO	LOB
Chris Sabo, R (1, 5) OBP: 0.487, SLG: 0.719	F5		F3			1B		BB		3	0	1	0	1	0	0
Herm Winningham, L (1, 8) OBP: 0.333, SLG: 0.357	5-3 1B		L3-1			F3		1B		4	0	2	2	0	0	1
Barry Larkin, R (1, 6) OBP: 0.458, SLG: 0.460	5-3			F8		K		F5		4	0	0	0	0	1	4
Todd Benzinger, S (1, 3) OBP: 0.433, SLG: 0.473	K			L5			G6-4-3 1B	G3		4	0	1	0	0	1	3
Paul O'Neill, L (1, 9) OBP: 0.344, SLG: 0.421		K		4-3			G6-4-3		SF7 2B	4	1	1	0	0	1	1
Billy Hatcher, R (1, 7) OBP: 0.364, SLG: 0.435		F8			6-3		F3			4	0	1	0	0	0	0
Mariano Duncan, R (1, 4) OBP: 0.481, SLG: 0.804		S BB			F7			1B 1B	SF7	2	1	1	1	1	0	0
Joe Oliver, R (1, 2) OBP: 0.339, SLG: 0.308		F9			5-3			K	K	3	0	0	0	0	1	2
Ron Oester, S (9, PH) OBP: 0.273, SLG: 0.273										1	0	0	0	0	1	1
Danny Jackson, R (1, 1) OBP: 1.000, SLG: 1.000			5-3			F8		BB 1B	F7	0	0	0	0	0	0	0
Ron Robinson, R (1, 1)										1	0	0	0	0	0	0
Tim Layana, R (6, 1)										0	0	0	0	0	0	0
Hal Morris, L (6, PH) OBP: 0.231, SLG: 0.167										1	0	0	0	0	0	0
Kip Gross, R (7, 1)										0	0	0	0	0	0	0
Ken Griffey, L (8, PH) OBP: 0.333, SLG: 0.400										1	1	1	0	0	0	0
Tim Birtsas, L (9, 1)										0	0	0	0	0	0	0
Luis Quinones, S (9, PH) OBP: 0.571, SLG: 0.400										1	0	0	0	0	0	1

Inning Stats	1	2	3	4	5	6	7	8	9
	R: 0 E: 0 K: 1 S: 10	H: 1 LOB: 1 BB: 0 P: 18	R: 0 E: 0 K: 1 S: 11	H: 0 LOB: 1 BB: 1 P: 17	R: 0 E: 0 K: 0 S: 6	H: 0 LOB: 0 BB: 0 P: 12	R: 0 E: 0 K: 0 S: 6	H: 0 LOB: 0 BB: 0 P: 9	R: 0 E: 0 K: 0 S: 9	H: 0 LOB: 0 BB: 0 P: 18
	R: 0 E: 0 K: 1 S: 11	H: 1 LOB: 1 BB: 0 P: 13	R: 0 E: 0 K: 0 S: 10	H: 1 LOB: 0 BB: 0 P: 16	R: 2 E: 0 K: 1 S: 14	H: 3 LOB: 2 BB: 1 P: 26	R: 1 E: 0 K: 1 S: 13	H: 2 LOB: 1 BB: 0 P: 16		

1B: 7	SF: 1	WP: 0	PA: 36
2B: 1	SAC: 0	PB: 0	
3B: 0	DP: 1	SB: 1	
HR: 0	HBP: 0	CS: 0	

PITCHER		IP	WLS	BF	H	R	ER	SO	BB	IBB	HBP	BLK	WP	HR	S	P	ERA	WHIP
Kevin Gross, R ERA: 2.84	(1, 1)	7.1	W	29	6	2	2	4	2	0	0	0	0	0	74	124	2.46	1.091
Tim Burke, R ERA: 5.06	(8, 1)	1.2	S	7	2	1	1	1	0	0	0	0	0	0	16	21	5.40	1.200

PITCHER	IP	WLS	BF	H	R	ER	SO	BB	IBB	HBP	BLK	WP	HR	S	P	ERA	WHIP

AB	33
R	3
H	8
RBI	3
BB	2
SO	5
LOB	13

Batter	1	2	3	4	5	6	7	8	9	AB	R	H	RBI	BB	SO	LOB
Gerald Young, S (1, 8) OBP: 0.250, SLG: 0.333	C B X 1-1 CS 1B		B F B B F X 3-2 ① G3		C B B X 2-1 1B		C B F X 1-2 ③ 4-3		B C B F X 2-2 1-3 2B	5	0	3	0	0	0	0
Eric Yelding, R (1, 4) (9, 5) OBP: 0.282, SLG: 0.333	B 1 SAFE C 1 SAFE P 1 SAFE F C 2-3 ① ② K 1-2		X 0-0 ② F9		1 SAFE 1 SAFE S 1 SAFE B P 1 SAFE 1 SAFE X 2-1 ③ 4-3			B F C C 1-3 ① K	F X 0-1 ② 1-3 2-3	5	0	0	0	0	2	3
Craig Biggio, R (1, 2) OBP: 0.366, SLG: 0.347	B C F B X 2-2 1B		B X 1-0 ③ 6-3			B B B B 4-0 FC4-6 5-3 BB		C B F B X 2-2 ② F8	B B B B 4-0 BB	3	0	1	0	2	0	0
Glenn Davis, R (1, 3) OBP: 0.439, SLG: 0.671	X 0-0 ③ F8			F B B B F X 3-2 HR		B 1 SAFE 1 SAFE B C 1 SAFE 1 SAFE C F 2-2 F X ① 5-3 1-2		F X 0-1 HR	C B X 1-1 ③ F7	5	2	2	2	0	0	4
Glenn Wilson, R (1, 9) OBP: 0.265, SLG: 0.328		B X 1-0 CS 1B		C X 0-1 ① 1-3		B F B B B 4-1 FC4-6 BB		X 0-0 1B 1B 1B		3	1	2	0	1	0	0
Eric Anthony, L (1, 7) OBP: 0.333, SLG: 0.200		S B F F 1 SAFE B 1 SAFE 1 SAFE B 3-3 S ① ② K 1-2		X 0-0 ② 2-3		S B X 1-1 ② FC4-6 1-2f 2-3		S B X 1-1 BB 1B 1-3 1B		4	1	1	0	0	1	3
Ken Caminiti, S (1, 5) OBP: 0.329, SLG: 0.297 Larry Andersen, R (6, 1) Bill Doran, S (8, PH) OBP: 0.306, SLG: 0.333 Dave Rohde, S (8, PR) OBP: 0.308, SLG: 0.273 Dan Schatzeder, L (8, 1) Dave Smith, R (9, 1)		C B B B B 4-1 1B BB		C B F S 1-3 ③ K		B B C 1 B X SAFE 3-1 ③ P6		B B B C 1 B SAFE 4-1 1B 1-2 BB		2 0 0 0 1 1 2 0 0 0 0 0 0 0 0 0 0 0 1 0 0 0 0 0 0 0 0 0 0 0 0 0 0 0 0 0 0 0 0 0 0 0						
Rafael Ramirez, R (1, 6) OBP: 0.281, SLG: 0.317		C X 0-1 1-2 1B			C F X 0-2 ① 4-3		B B C X 2-1 ① F8	B C X 1-1 ③ 1-3 2-H 3-H 1B		4	0	2	2	0	0	0
Jim Deshaies, L (1, 1) Ken Oberkfell, L (6, 5) OBP: 0.294, SLG: 0.267 Casey Candaele, S (9, PH) OBP: 0.333, SLG: 0.545 (9, 4)		S S X 0-2 ③ 1-3			C B S B F X 2-2 ② 6-3		C F F B F F F X 1-2 ② 4-3		C F B X 1-2 ① 6-3	2 0 0 0 0 0 2 1 0 0 0 0 0 0 1 0 0 0 0 0 0						
Inning Stats	R: 0 E: 0 K: 1 S: 10 H: 2 LOB: 1 BB: 0 P: 14	R: 0 E: 0 K: 1 S: 11 H: 2 LOB: 2 BB: 1 P: 19	R: 0 E: 0 K: 0 S: 5 H: 0 LOB: 0 BB: 0 P: 9	R: 1 E: 0 K: 1 S: 9 H: 1 LOB: 0 BB: 0 P: 13	R: 0 E: 0 K: 0 S: 12 H: 1 LOB: 1 BB: 0 P: 17	R: 0 E: 0 K: 0 S: 10 H: 0 LOB: 2 BB: 2 P: 24	R: 0 E: 0 K: 0 S: 12 H: 0 LOB: 0 BB: 0 P: 16	R: 3 E: 0 K: 1 S: 14 H: 4 LOB: 2 BB: 1 P: 23	R: 0 E: 0 K: 0 S: 10 H: 1 LOB: 2 BB: 1 P: 18	1B: 8 2B: 3 3B: 0 HR: 2 SF: 0 SAC: 0 DP: 2 HBP: 0						

TOP

Houston Astros @ Montreal Expos

Olympic Stadium, Montreal, QB

Mon Apr 30 1990, 7:05 PM EDT

Att. 10,060 - Unknown - 72 F

livebaseballscorecards.com

AB	35
R	4
H	11
RBI	4
BB	5
SO	4
LOB	14

WP: 0 PB: 0 SB: 0 CS: 2 PA: 40

PITCHER		IP	WLS	BF	H	R	ER	SO	BB	IBB	HBP	BLK	WP	HR	S	P	ERA	WHIP
Dennis Martinez, R ERA: 2.31	(1, 1)	8.0	L	35	10	4	4	4	4	0	0	0	0	2	83	135	4.50	1.750
Steve Frey, L ERA: 3.0	(9, 1)	0.2		4	1	0	0	0	1	0	0	0	0	0	8	15	0.00	3.000
Bill Sampen, R ERA:	(9, 1)	0.1		1	0	0	0	0	0	0	0	0	0	0	2	3	0.00	0.000

PITCHER	IP	WLS	BF	H	R	ER	SO	BB	IBB	HBP	BLK	WP	HR	S	P	ERA	WHIP

BOTTOM

Houston Astros @ Montreal Expos

Olympic Stadium, Montreal, QB

Mon Apr 30 1990, 7:05 PM EDT

Att. 10,060 - Unknown - 72 F

Batter	1	2	3	4	5	6	7	8	9	AB	R	H	RBI	BB	SO	LOB
Delino DeShields, L (1, 4) OBP: 0.413, SLG: 0.429	C B X 1-1 F8 ①		B B X 2-0 4-3 SF9 2B	X 0-0 L4 ③		C B B B B 4-1 BB		1 SAFE X 0-0 G6-3 1-2f ②③		4	1	1	0	1	0	2
Marquis Grissom, R (1, 8) (5, 9) (8, 8) OBP: 0.296, SLG: 0.338	X 0-0 1B ②		C B C B B X 3-2 4-3 2-3 ①		B B B B 4-0 E BB	C X 0-1 F8 ③			B B B B 4-0 BB	3	0	1	0	2	0	3
Tim Raines, S (1, 7) OBP: 0.305, SLG: 0.264	X 0-0 L5 ③		B F B X 2-1 SF9 3-H ②		1 SAFE C 1 SAFE X 0-1 E6 1-2		C X 0-1 F3 1B		B F B F F F X 2-2 F7 ①	4	0	1	1	0	0	2
Tim Wallach, R (1, 5) OBP: 0.375, SLG: 0.486		B B B C B 4-1 E HBP BB	B B B B 4-0 FC6-4 BB		B F B X 2-1 F9 ①		B X 1-0 F9 ①		F S B C 1-3 K ②	3	0	0	0	2	1	4
Andres Galarraga, R (1, 3) OBP: 0.329, SLG: 0.318		B 1 SAFE 1 SAFE B F 1 SAFE S F F 3-2 B 1 SAFE 1 SAFE F X L9 ①	X 0-0 FC6-4 1-2f ③		B B F 2 SAFE C B X 3-2 F9 ②		X 0-0 F3 1-2 ②		S B C S 1-3 K ③	5	0	0	0	0	1	6
Larry Walker, L (1, 9) OBP: 0.339, SLG: 0.415		B H 2-0 E HBP 1-2		B C C B S 2-3 K ①	B X 1-0 G5 ③		I I 4-0 FC4-6 IBB			0	0	0	0	0	0	0
Otis Nixon, S (4, PH) (5, 8) OBP: 0.111, SLG: 0.111										2	0	0	0	0	1	2
Mike Aldrete, L (7, PH) (8, 9) OBP: 0.625, SLG: 0.500										0	0	0	0	1	0	0
Mike Fitzgerald, R (1, 2) OBP: 0.467, SLG: 0.400		C B B F B 2 SAFE B 4-2 BB 1-2 2-3		F C F F B F X 1-2 2B 1B		F B B B F X 3-2 L7 ① B X 1-0 FC4-6 1-2f ③				3	1	1	0	1	0	2
Spike Owen, S (1, 6) OBP: 0.400, SLG: 0.578		B X 1-0 F3 ②		B B C F F X 2-2 F9 ②		B C X 1-1 SH1-4 1B		B B C B C X 3-2 G6-3 1B		4	0	2	0	0	0	4
Dennis Martinez, R (1, 1) OBP: 0.091, SLG: 0.091		F B F B C 2-3 K ③		X 0-0 2-H 1B		1 SAFE 1 SAFE L X 0-1 SH1-4 1-2 ②		S B X 1-1 F9 ①		2	0	1	1	0	1	3
Junior Noboa, R (8, PH) OBP: 0.353, SLG: 0.353										1	0	0	0	0	0	1
Steve Frey, R (9, 1)										0	0	0	0	0	0	0
Bill Sampen, R (9, 1)										0	0	0	0	0	0	0
Inning Stats	R: 0 E: 0 K: 0 S: 4 H: 1 LOB: 0 BB: 0 P: 5	R: 0 E: 1 K: 1 S: 13 H: 0 LOB: 3 BB: 2 P: 29	R: 1 E: 0 K: 0 S: 7 H: 1 LOB: 1 BB: 1 P: 18	R: 1 E: 0 K: 1 S: 15 H: 2 LOB: 1 BB: 0 P: 20	R: 0 E: 1 K: 0 S: 8 H: 0 LOB: 2 BB: 1 P: 18	R: 0 E: 0 K: 0 S: 10 H: 1 LOB: 2 BB: 1 P: 18	R: 0 E: 0 K: 0 S: 5 H: 1 LOB: 2 BB: 1 P: 11	R: 0 E: 0 K: 0 S: 6 H: 1 LOB: 0 BB: 0 P: 10	R: 0 E: 0 K: 2 S: 11 H: 0 LOB: 1 BB: 1 P: 19	1B: 5 2B: 2 3B: 0 HR: 0	SF: 1 SAC: 1 DP: 1 HBP: 1						

PITCHER		IP	WLS	BF	H	R	ER	SO	BB	IBB	HBP	BLK	WP	HR	S	P	ERA	WHIP
Jim Deshaies, L ERA: 1.99	(1, 1)	5.2		28	5	2	2	2	5	0	1	0	0	0	55	106	3.18	1.765
Larry Andersen, R ERA: 0.82	(6, 1)	1.1	W	6	1	0	0	0	0	1	0	0	0	0	7	13	0.00	0.750
Dan Schatzeder, L ERA: 1.54	(8, 1)	1.0		3	1	0	0	0	0	0	0	0	0	0	6	10	0.00	1.000
Dave Smith, R ERA: 0.73	(9, 1)	1.0	S	4	0	0	0	2	1	0	0	0	0	0	11	19	0.00	1.000

PITCHER	IP	WLS	BF	H	R	ER	SO	BB	IBB	HBP	BLK	WP	HR	S	P	ERA	WHIP

livebaseballscorecards.com

AB	31
R	2
H	7
RBI	2
BB	7
SO	4
LOB	29

WP: 0	PB: 0	SB: 0	CS: 0
PA: 41			

Batter	1	2	3	4	5	6	7	8	9	10	11	12	13	AB	R	H	RBI	BB	SO	LOB
Gerald Young, S OBP: 0.235, SLG: 0.313 Danny Darwin, R Ken Oberkfell, L OBP: 0.278, SLG: 0.250 Alex Trevino, R	(1, 8) (8, 1) (9, 4) (13, PH) (13, 2)	B B B C C S 3-3 ① K			C B C S 1-3 ① K		x 0-0 ② G4-3		C B B B x 3-1 ③ G3-1		C x 0-1 ① FC5-6 1-2f		1 SAFE 0-0 ③ CS 1-2	4	0	0	0	0	2	0
Eric Yelding, R OBP: 0.273, SLG: 0.317	(1, 4) (8, 8) (9, 9) (13, 8)	C B C F C 1-3 ② K			x 0-0 ② F7		B C B B F x 3-2 1B		B B C x 2-1 ① G6-3		C F S 0-3 ② K			5	0	1	0	0	2	1
Craig Biggio, R OBP: 0.356, SLG: 0.338	(1, 2) (13, 9)	C B S B B C 3-3 ③ K			B C x 1-1 1B		x 0-0 ③ P4		B B C F F F C 2-3 ② K		B B C x 2-1 ③ P6			5	0	1	0	0	2	2
Glenn Davis, R OBP: 0.425, SLG: 0.635	(1, 3)			x 0-0 ③ G5-3		B B C x 2-1 ① G5-3		I I I I 4-0 FC4-6 IBB		C x 0-1 ① F8			4	0	0	0	1	1	1
Glenn Wilson, R OBP: 0.250, SLG: 0.309 Juan Agosto, L Bill Doran, S OBP: 0.301, SLG: 0.328 Larry Andersen, R	(1, 9) (9, 1) (12, PH) (12, 1)	B B F B x 3-1 ② G6-3			B C F B x 2-2 ① G4-3		C x 0-1 ② P4		F x 0-1 ③ FC4-6 1-2f			S C S 0-3 ② K		4	0	0	0	0	1	
Eric Anthony, L OBP: 0.333, SLG: 0.250 Dan Schatzeder, L Casey Candaele, S OBP: 0.286, SLG: 0.462	(1, 7) (7, 1) (8, 4) (9, 8) (13, 4)	C S B F S 1-3 ③ K			B C x 1-1 1B		B B B C C F S 3-3 K			x 0-0 ① F7		C F B x 1-2 ③ G6-3		3	0	1	0	0	2	0
Ken Caminiti, S OBP: 0.320, SLG: 0.290	(1, 5) (13, 4)		C B S x 1-2 ① G5-3		B x 1-0 G5-4-3 1-2 1B			F B B F S 2-3 ① K		C B B F B F x 3-2 ② F8			C B C B x 2-2 ① G6-3	5	0	1	0	0	1	0
Rafael Ramirez, R OBP: 0.261, SLG: 0.294	(1, 6)		C B C S 1-3 ② K		C x 0-1 ② ③ G5-4-3 1-2f			B x 1-0 ② P6		C S B F S 2-3 ③ K			C x 0-1 ② F8	5	0	0	0	0	2	2
Mark Portugal, R OBP: 0.222, SLG: 0.222 Franklin Stubbs, L OBP: 0.341, SLG: 0.605	(1, 1) (7, 7)		F C F C 0-3 ③ K			B C B x 2-1 ① G6-3		B B x 2-0 HR			B C B B B 4-1 FC5-6 BB		C B S S x 1-2 CS 1B	2 2	0 1	0 2	0 1	0 1	1 0	0 0
Inning Stats		R: 0 E: 0 K: 3 S: 10 H: 0 LOB: 0 BB: 0 P: 17	R: 0 E: 0 K: 2 S: 10 H: 0 LOB: 0 BB: 0 P: 15	R: 0 E: 0 K: 2 S: 10 H: 0 LOB: 0 BB: 0 P: 12	R: 0 E: 0 K: 1 S: 7 H: 1 LOB: 1 BB: 0 P: 9	R: 0 E: 0 K: 0 S: 8 H: 2 LOB: 1 BB: 0 P: 12	R: 0 E: 0 K: 0 S: 7 H: 1 LOB: 1 BB: 0 P: 12	R: 0 E: 0 K: 1 S: 8 H: 0 LOB: 0 BB: 0 P: 13	R: 1 E: 0 K: 1 S: 7 H: 1 LOB: 0 BB: 0 P: 15	R: 0 E: 0 K: 1 S: 9 H: 0 LOB: 1 BB: 1 P: 17	R: 0 E: 0 K: 1 S: 9 H: 0 LOB: 0 BB: 0 P: 14	R: 0 E: 0 K: 1 S: 8 H: 1 LOB: 1 BB: 1 P: 14	R: 0 E: 0 K: 1 S: 8 H: 0 LOB: 0 BB: 0 P: 9	R: 0 E: 0 K: 0 S: 9 H: 1 LOB: 0 BB: 0 P: 12	1B: 5 2B: 0 3B: 0 HR: 1	SF: 0 SAC: 0 DP: 1 HBP: 0		WP: 0 PB: 0 SB: 0 CS: 1	PA: 46	

PITCHER		IP	WLS	BF	H	R	ER	SO	BB	IBB	HBP	BLK	WP	HR	S	P	ERA	WHIP
Mark Gardner, R ERA: 1.96	(1, 1)	7.0		24	4	0	0	9	0	0	0	0	0	0	60	90	0.00	0.571
Tim Burke, R ERA: 5.4	(8, 1)	1.0		4	1	1	1	1	0	0	0	0	0	1	7	15	9.00	1.000
Bill Sampen, R ERA:	(9, 1)	2.0		7	0	0	0	2	0	1	0	0	0	0	18	31	0.00	0.000
Drew Hall, L ERA: 2.93	(11, 1)	3.0	W	10	1	0	0	2	1	0	0	0	0	0	25	35	0.00	0.667

PITCHER	IP	WLS	BF	H	R	ER	SO	BB	IBB	HBP	BLK	WP	HR	S	P	ERA	WHIP

Houston Astros @ Montreal Expos

Olympic Stadium, Montreal, QB

Tue May 01 1990, 7:05 PM EDT

Att. 9,700 - Unknown

TOP

livebaseballscorecards.com

AB	43
R	1
H	6
RBI	1
BB	2
SO	14
LOB	8

Houston Astros @ Montreal Expos

Olympic Stadium, Montreal, QB

Tue May 01 1990, 7:05 PM EDT

Att. 9,700 - Unknown

livebaseballscorecards.com

BOTTOM

Batter	1	2	3	4	5	6	7	8	9	10	11	12	13	AB	R	H	RBI	BB	SO	LOB
Delino DeShields, L (1, 4) OBP: 0.419, SLG: 0.440	2-0 CS 1B	1-1 CS 1-2	0-0 G6-3		4-2 S E BB		2-3 K		3-2 F9 2B		2-2 G5-3			5	1	2	0	1	1	0
Marquis Grissom, R (1, 9) OBP: 0.299, SLG: 0.338	0-2 G1-3 E 1-2 1B		2-2 G4-3		3-1 E4 1-H 1B		1-2 P6		0-0 F8		3-3 K			6	0	2	1	0	1	1
Wallace Johnson, S (1, 3) OBP: 0.250, SLG: 0.143 Andres Galarraga, R (7, 3) OBP: 0.341, SLG: 0.324	2-0 E6 G1-3 1-2		3-2 G4-3		3-0 FC6-4 HBP		1-1 1B		4-0 IBB			1-3 K		2 2	0 0	0 1	0 0	0 1	0 1	1 0
Tim Wallach, R (1, 5) OBP: 0.360, SLG: 0.462	3-2 G1-3 1-2 2-3			0-0 F8	1-0 FC6-4 1-2f		3-1 P4		0-1 F9 2-3			2-2 L3 1B		6	0	1	0	0	0	7
Mike Aldrete, L (1, 7) OBP: 0.500, SLG: 0.364	4-1 BB			2-0 WP 1B		2-1 G3		2-2 G6-3	3-2 G4-3			1-0 L3 1-2		5	0	1	0	1	0	3
Dave Martinez, L (1, 8) OBP: 0.200, SLG: 0.200 Otis Nixon, S (8, PH) OBP: 0.167, SLG: 0.091 (9, 8)	1-1 G4-3			2-3 K		0-0 S 1B		0-0 L6		2-2 G6-3			4-2 G6-4-3 2B BB	3 2	0 1	1 0	0 0	0 1	1 0	4 0
Nelson Santovenia, R (1, 2) OBP: 0.130, SLG: 0.216 Larry Walker, L (8, PR) OBP: 0.339, SLG: 0.415 Mike Fitzgerald, R (9, 2) OBP: 0.438, SLG: 0.364		0-1 G4-3		2-1 P4 1-2		2-1 F8		1-2 2B		3-2 G1-3			2-2 G6-4-3 1-2	4 0 2	0 0 0	1 0 0	0 0 0	0 0 0	0 0 1	2 0 1
Spike Owen, S (1, 6) OBP: 0.413, SLG: 0.567 Drew Hall, L (11, 1) Zane Smith, L (13, PH) OBP: 0.333, SLG: 0.667		1-0 CS 1B			1-3 K		4-0 IBB		4-0 IBB		2-0 G6-3		0-1 2-H 2B	3 0 1	0 0 0	1 0 1	0 0 1	2 0 0	1 0 0	0 0 0
Mark Gardner, R (1, 1) Tim Burke, R (8, 1) Junior Noboa, R (8, PH) OBP: 0.333, SLG: 0.333 Bill Sampen, R (9, 1) Tom Foley, L (11, 6)		0-3 K			2-3 K		0-3 K		3-2 F9			2-1 L6		3 0 1 0 1	0 0 0 0 0	0 0 0 0 0	0 0 0 0 0	3 0 0 0 0	3 0 2 0 0	3 0 0 0 0
Inning Stats	R: 0 E: 1 K: 0 S: 11 H: 2 LOB: 3 BB: 1 P: 23	R: 0 E: 0 K: 1 S: 7 H: 1 LOB: 0 BB: 0 P: 9	R: 0 E: 0 K: 0 S: 7 H: 0 LOB: 0 BB: 0 P: 12	R: 0 E: 0 K: 1 S: 7 H: 1 LOB: 1 BB: 0 P: 13	R: 1 E: 1 K: 2 S: 12 H: 1 LOB: 2 BB: 1 P: 25	R: 0 E: 0 K: 1 S: 8 H: 1 LOB: 2 BB: 1 P: 16	R: 0 E: 0 K: 1 S: 11 H: 1 LOB: 1 BB: 0 P: 18	R: 0 E: 0 K: 0 S: 12 H: 1 LOB: 2 BB: 1 P: 22	R: 0 E: 0 K: 0 S: 10 H: 1 LOB: 2 BB: 1 P: 20	R: 0 E: 0 K: 0 S: 7 H: 0 LOB: 0 BB: 0 P: 14	R: 0 E: 0 K: 1 S: 11 H: 0 LOB: 0 BB: 0 P: 18	R: 0 E: 0 K: 1 S: 8 H: 1 LOB: 0 BB: 0 P: 12	R: 1 E: 0 K: 0 S: 7 H: 1 LOB: 1 BB: 1 P: 13	1B: 8 2B: 4 3B: 0 HR: 0	SF: 0 SAC: 0 DP: 1 HBP: 1		WP: 1 PB: 0 SB: 2 CS: 2	PA: 54	

PITCHER		IP	WLS	BF	H	R	ER	SO	BB	IBB	HBP	BLK	WP	HR	S	P	ERA	WHIP
Mark Portugal, R ERA: 3.21	(1, 1)	6.0		27	6	1	1	5	2	1	1	0	1	0	52	98	1.50	1.333
Dan Schatzeder, L ERA: 1.35	(7, 1)	1.2		8	2	0	0	1	0	1	0	0	0	0	19	33	0.00	1.200
Danny Darwin, R ERA: 1.64	(8, 1)	1.0		5	1	0	0	0	0	1	0	0	0	0	11	21	0.00	1.000
Juan Agosto, L ERA: 0.68	(9, 1)	2.1		7	0	0	0	1	0	0	0	0	0	0	21	38	0.00	0.000
Larry Andersen, R ERA: 1.46	(12, 1)	1.1	L	6	2	1	1	1	1	0	0	0	0	0	15	25	6.75	2.250

PITCHER		IP	WLS	BF	H	R	ER	SO	BB	IBB	HBP	BLK	WP	HR	S	P	ERA	WHIP

AB	46
R	2
H	11
RBI	2
BB	6
SO	8
LOB	24

Atlanta Braves @ Montreal Expos

Olympic Stadium, Montreal, QB

Wed May 02 1990, 7:05 PM EDT

Att. 9,575 - Dome

TOP

livebaseballscorecards.com

Batter	1	2	3	4	5	6	7	8	9	AB	R	H	RBI	BB	SO	LOB
Oddibe McDowell, L (1, 8) OBP: 0.254, SLG: 0.379	K		G3	F9		4-3		G3		5	0	0	0	0	1	1
Mark Lemke, S (1, 5) OBP: 0.250, SLG: 0.222	G5-4-3 BB		BB 1B BB	5-3			WP 1B 1B	F4		3	2	1	0	2	0	1
Ron Gant, R (1, 7) OBP: 0.281, SLG: 0.300	G5-4-3 1-2f		BB BB HR 1-2 1B	K			S S 1-H 1B		E5 E S 2B	5	2	2	1	0	1	1
Jim Presley, R (1, 3) OBP: 0.329, SLG: 0.438		G4-6-3 BB	BB HR 1-2 2-3 BB		1B 1B		K 1-2		F9 SF8 1-H 2B	3	1	2	1	2	1	1
Mike Bell, L (9, PR)										0	1	0	0	0	0	0
(9, 3)																
Dale Murphy, R (1, 9) OBP: 0.365, SLG: 0.415		G4-6-3 1-2f	HR 1-2 2-3 3-H BB		G1-6-3 1-2 1B		S BB		F9 2-3	3	1	1	1	2	0	2
Andres Thomas, R (1, 6) OBP: 0.194, SLG: 0.310		2B	HR 1-H 2-H 3-H		F8		K 1-2 2-3		SF8 3-H	4	1	2	5	0	1	4
Greg Olson, R (1, 2) OBP: 0.389, SLG: 0.333		FC6-4 BB	1B 1B		G1-6-3 1-2f		K		5-3	4	0	1	0	1	1	5
Jeff Treadway, L (1, 4) OBP: 0.328, SLG: 0.431		FC6-4 1-2f	1B 1-3 1B			6-3		3B		4	0	2	0	0	0	2
Marty Clary, R (1, 1)			4-3			G3		K		3	0	0	0	0	0	2
Tommy Gregg, L (8, PH) OBP: 0.103, SLG: 0.037										1	0	0	0	0	1	1
Tony Castillo, L (8, 1)			F8							0	0	0	0	0	0	0

	AB	35
	R	8
	H	11
	RBI	8
	BB	7
	SO	6
	LOB	20

Inning Stats	1	2	3	4	5	6	7	8	9	1B: 7	SF: 1	WP: 1	PA: 43
	R: 0	H: 0	R: 0	H: 1	R: 5	H: 4	R: 0	H: 0	R: 0	H: 2	R: 0	H: 0	R: 1	H: 2	R: 0	H: 1	R: 2	H: 1	2B: 2	SAC: 0	PB: 0	
	E: 0	LOB: 0	E: 0	LOB: 2	E: 0	LOB: 2	E: 0	LOB: 0	E: 0	LOB: 1	E: 0	LOB: 0	E: 0	LOB: 2	E: 0	LOB: 1	E: 1	LOB: 1	3B: 1	DP: 3	SB: 4	
	K: 1	BB: 1	K: 0	BB: 2	K: 0	BB: 3	K: 1	BB: 0	K: 0	BB: 0	K: 3	BB: 1	K: 1	BB: 0	K: 0	BB: 0	HR: 1	HBP: 0	CS: 0	
	S: 4	P: 8	S: 3	P: 11	S: 7	P: 19	S: 5	P: 5	S: 4	P: 4	S: 3	P: 3	S: 11	P: 15	S: 6	P: 6	S: 5	P: 5		

PITCHER		IP	WLS	BF	H	R	ER	SO	BB	IBB	HBP	BLK	WP	HR	S	P	ERA	WHIP
Zane Smith, L ERA: 2.91	(1, 1)	6.0	L	30	9	6	6	2	6	0	0	0	1	1	28	52	9.00	2.500
Dave Schmidt, R ERA:	(7, 1)	2.0		8	1	0	0	4	1	0	0	0	0	0	15	19	0.00	1.000
Steve Frey, L ERA: 2.77	(9, 1)	1.0		5	1	2	0	0	0	0	0	0	0	0	5	5	0.00	1.000

PITCHER	IP	WLS	BF	H	R	ER	SO	BB	IBB	HBP	BLK	WP	HR	S	P	ERA	WHIP

Atlanta Braves @ Montreal Expos

Olympic Stadium, Montreal, QB

Wed May 02 1990, 7:05 PM EDT

Att. 9,575 - Dome

BOTTOM

Batter	1	2	3	4	5	6	7	8	9	AB	R	H	RBI	BB	SO	LOB
Delino DeShields, L (1, 4) OBP: 0.411, SLG: 0.423	B B B B 4-0 G6-4-3 BB		x 0-0 ③ F8		x 0-0 ② FC5-2 2-3 3-H			x 0-0 ① 1-3		3	0	0	0	1	0	2
Marquis Grissom, R (1, 9) OBP: 0.286, SLG: 0.321	x 0-0 ① ② G6-4-3 1-2f			x 0-0 ① F7	x 0-0 ③ F9			x 0-0 ② 6-3		4	0	0	0	0	0	3
Wallace Johnson, S (1, 3) OBP: 0.250, SLG: 0.182	x 0-0 ③ F8			x 0-0 2B 4-3 1B		x 0-0 ① 6-3		x 0-0 ③ 6-3		4	1	1	0	0	0	0
Tim Wallach, R (1, 5) OBP: 0.356, SLG: 0.463		x 0-0 ① P2		x 0-0 4-3 1-3 2B		x 0-0 ② F8			x 0-0 ① 1-3	4	0	1	0	0	0	0
Mike Aldrete, L (1, 7) OBP: 0.529, SLG: 0.385 Junior Noboa, R (9, PH) OBP: 0.316, SLG: 0.316		x 0-0 FC4-3 1B		x 0-0 ② 4-3 2-3 3-H		B B B B 4-0 BB			x 0-0 ② 6-3	2 1	0 0	1 0	1 0	1 0	0 0	1 0
Nelson Santovenia, R (1, 2) OBP: 0.123, SLG: 0.204 Steve Frey, R (9, 1) Otis Nixon, S (9, PH) OBP: 0.231, SLG: 0.091		x 0-0 ② FC4-3 FC6-4 1-2f		x 0-0 ③ 6-3		x 0-0 ③ L5			B B B B 4-0 BB	3 0 0	0 0 0	0 0 0	0 0 0	0 0 1	0 0 0	3 0 0
Dave Martinez, L (1, 8) OBP: 0.214, SLG: 0.214		x 0-0 ③ FC6-4 1-2f			x 0-0 SH1-4 1B FC5-2 1B		x 0-0 ① F7		S S S 0-3 ③ K	4	0	1	0	0	1	2
Spike Owen, S (1, 6) OBP: 0.410, SLG: 0.557			x 0-0 ① 6-3		x 0-0 FC5-2 SH1-4 1-2 1B		x 0-0 ② F9			3	0	1	0	0	0	0
Zane Smith, L (1, 1) OBP: 0.300, SLG: 0.600 Mike Fitzgerald, R (7, 2) OBP: 0.424, SLG: 0.348 Dave Schmidt, R (7, 1)			x 0-0 ② 4-3		x 0-0 ① SH1-4 1-2 2-3		x 0-0 ③ 6-3			1 1 0	0 0 0	0 0 0	0 0 0	0 0 0	0 0 0	0 0 0
Inning Stats	R: 0 H: 0 E: 0 LOB: 0 K: 0 BB: 1 S: 2 P: 6	R: 0 H: 1 E: 0 LOB: 1 K: 0 BB: 0 S: 4 P: 4	R: 0 H: 0 E: 0 LOB: 0 K: 0 BB: 0 S: 3 P: 3	R: 1 H: 2 E: 0 LOB: 1 K: 0 BB: 0 S: 5 P: 5	R: 0 H: 2 E: 0 LOB: 2 K: 0 BB: 0 S: 5 P: 5	R: 0 H: 0 E: 0 LOB: 1 K: 0 BB: 1 S: 3 P: 7	R: 0 H: 0 E: 0 LOB: 0 K: 0 BB: 0 S: 3 P: 3	R: 0 H: 0 E: 0 LOB: 0 K: 0 BB: 0 S: 3 P: 3	R: 0 H: 0 E: 0 LOB: 1 K: 1 BB: 1 S: 5 P: 9	1B: 4 2B: 1 3B: 0 HR: 0	SF: 0 SAC: 1 DP: 1 HBP: 0					

livebaseballscorecards.com

AB	30
R	1
H	5
RBI	1
BB	3
SO	1
LOB	11

PITCHER		IP	WLS	BF	H	R	ER	SO	BB	IBB	HBP	BLK	WP	HR	S	P	ERA	WHIP
Marty Clary, R ERA: 2.79	(1, 1)	7.0	W	27	5	1	1	0	2	0	0	0	0	0	25	33	1.29	1.000
Tony Castillo, L ERA: 5.4	(8, 1)	2.0		7	0	0	0	1	1	0	0	0	0	0	8	12	0.00	0.500

PITCHER	IP	WLS	BF	H	R	ER	SO	BB	IBB	HBP	BLK	WP	HR	S	P	ERA	WHIP

Batter	1	2	3	4	5	6	7	8	9	AB	R	H	RBI	BB	SO	LOB
Oddibe McDowell, L (1, 8) OBP: 0.265, SLG: 0.371	X 0-0 P5 ①		B C X 1-1 F9 ①		X 0-0 S 1B ①		B B B C F X 3-2 G4-3 ①		B C B B B 4-1 1B 1B BB	4	1	1	0	1	0	0
Jeff Treadway, L (1, 4) OBP: 0.333, SLG: 0.429	B C F F X 1-2 F7 ②		X 0-0 1B		1 SAFE B F 1 B X 2-1 L9 ② 1-2		C B B X 2-1 G4-3 ②		F X 0-1 1B 1-2 2-H 1B	5	0	2	1	0	0	1
Tommy Gregg, L (1, 7) OBP: 0.121, SLG: 0.033 Lonnie Smith, R (9, PH) OBP: 0.333, SLG: 0.357 (9, 7)	S B F F B S 2-3 K ③		F 1 SAFE X 0-1 L9 ②		B B I I 4-0 IBB		X 0-0 G4-3 ③		X 0-0 L3 1B 1-2 2-H	3	0	0	0	1	1	1
										1	0	1	1	0	0	0
Jim Presley, R (1, 3) OBP: 0.321, SLG: 0.423 Joe Boever, R (9, 1)		C C B X 1-2 2B G4-3 1B	C C 1 SAFE S 0-3 K ③		S X 0-1 P6 ③			C C B S 1-3 K ①	B C X 1-1 L3 ② ③ 1-2	5	1	1	0	0	2	5
										0	0	0	0	0	0	0
Dale Murphy, R (1, 9) OBP: 0.359, SLG: 0.420		B C C B B X 3-2 G4-3 1-3 2B		B B X 2-0 G6-3 ①		B C C S 1-3 K ①		B B B C X 3-1 G6-3 ②		4	0	1	0	0	1	0
Ernie Whitt, L (1, 2) OBP: 0.327, SLG: 0.333 Charlie Kerfeld, R (8, 1) Mike Bell, L (9, 3)		B C B F B X 3-2 G4-3 ① 2-3 3-H		C B S B B F X 3-2 F7 ②		C X 0-1 2B		B B C B C C 3-3 K ③		4	0	1	1	0	1	1
										0	0	0	0	0	0	0
										0	0	0	0	0	0	0
Andres Thomas, R (1, 6) OBP: 0.229, SLG: 0.333		B B X 2-0 F7 ②		C C X 0-2 1B		F C F B F B B X 3-2 P5 ②			B C S F X 1-2 SH1-4 2B 1B	4	1	2	0	0	0	2
Mark Lemke, S (1, 5) OBP: 0.279, SLG: 0.216	I I I I I 4-0 IBB		1 SAFE 1 SAFE B B C 1 SAFE F F F 2-3 1 SAFE S K ③			I I I I 4-0 IBB			1 SAFE B 1 SAFE X 1-0 SH1-4 ① 1-2	1	0	0	0	2	1	1
Tom Glavine, L (1, 1) OBP: 0.222, SLG: 0.333 Greg Olson, R (8, 2) OBP: 0.421, SLG: 0.438		F B X 1-1 G3 ③			B S B F F F B F S 3-3 K ①	S C B B X 2-2 G4 ③			C B X 1-1 1B 2-H 2B	3	0	0	0	0	1	4
										1	1	1	1	0	0	0
Inning Stats	R: 0 E: 0 K: 1 S: 9 H: 0 LOB: 0 BB: 0 P: 12	R: 1 E: 0 K: 0 S: 12 H: 2 LOB: 2 BB: 1 P: 26	R: 0 E: 0 K: 1 S: 8 H: 1 LOB: 1 BB: 0 P: 9	R: 0 E: 0 K: 1 S: 13 H: 1 LOB: 1 BB: 0 P: 20	R: 0 E: 0 K: 1 S: 11 H: 1 LOB: 2 BB: 1 P: 20	R: 0 E: 0 K: 1 S: 13 H: 1 LOB: 2 BB: 1 P: 23	R: 0 E: 0 K: 0 S: 6 H: 0 LOB: 0 BB: 0 P: 11	R: 0 E: 0 K: 2 S: 8 H: 0 LOB: 0 BB: 0 P: 15	R: 3 E: 0 K: 0 S: 13 H: 4 LOB: 1 BB: 1 P: 21	1B: 7 2B: 4 3B: 0 HR: 0	SF: 0 SAC: 1 DP: 1 HBP: 0						

TOP

Atlanta Braves @ Montreal Expos

Olympic Stadium, Montreal, QB

Thu May 03 1990, 7:05 PM EDT

Att. 9,057 - Dome

livebaseballscorecards.com

AB	35
R	4
H	10
RBI	4
BB	4
SO	7
LOB	15

PITCHER		IP	WLS	BF	H	R	ER	SO	BB	IBB	HBP	BLK	WP	HR	S	P	ERA	WHIP
Oil Can Boyd, R ERA: 5.86	(1, 1)	6.0		27	6	1	1	5	0	3	0	0	0	0	66	110	1.50	1.000
Drew Hall, L ERA: 4.08	(7, 1)	2.1	L	10	2	3	3	2	1	0	0	0	0	0	22	41	11.57	1.286
Steve Frey, L ERA: 2.77	(9, 1)	0.0		1	1	0	0	0	0	0	0	0	0	0	2	2	∞	∞
Tim Burke, R ERA: 5.11	(9, 1)	0.2		2	1	0	0	0	0	0	0	0	0	0	3	4	0.00	1.500

PITCHER	IP	WLS	BF	H	R	ER	SO	BB	IBB	HBP	BLK	WP	HR	S	P	ERA	WHIP

Atlanta Braves @ Montreal Expos

Olympic Stadium, Montreal, QB

Thu May 03 1990, 7:05 PM EDT

Att. 9,057 - Dome

BOTTOM

livebaseballscorecards.com

Batter	1	2	3	4	5	6	7	8	9	AB	R	H	RBI	BB	SO	LOB
Otis Nixon, S (1, 8)	BBBCB 4-1 S G5-3 G4-3 BB		FX 0-1 S 1B		FBBBCFFFF 3-3 S K ③			BBBB 4-0 SH5-3 BB		2	1	1	0	1	1	0
Mike Aldrete, L (8, PH)										0	0	0	0	1	0	0
OBP: 0.556, SLG: 0.385 (9, 9)																
Junior Noboa, R (1, 4)	1 SAFE 1 SAFE CB 1 SAFE X 1-1 G5-3 ① 1-2		BBSFBB 4-2 BB ① 1-3 BB			CX 0-1 F7 ①		X 0-0 SH5-3 ① 1-2		2	0	0	0	1	0	1
OBP: 0.318, SLG: 0.286																
Tim Raines, S (1, 7)	BFBX 2-1 G4-3 ② 2-H		1 SAFE BBBCB 4-1 1-2 BB			BFBBB 4-1 S BB		IIII 4-0 IBB		1	0	0	1	3	0	0
OBP: 0.326, SLG: 0.260																
Tim Wallach, R (1, 5)	X 0-0 G3 ③		BBFFFS 2-3 K ③			P 1 SAFE 1 SAFE B X 2-0 F7 ② 1-2		BFCBS 2-3 K ②		4	0	0	0	0	2	6
OBP: 0.340, SLG: 0.442																
Andres Galarraga, R (1, 3)		CBBBX 3-1 G5-3 ①		SX 0-1 F9 ①		BFBBBFB 4-2 BB		CSBS 1-3 K ③		3	0	0	0	1	1	2
OBP: 0.337, SLG: 0.310																
Steve Frey, R (9, 1)										0	0	0	0	0	0	0
Tim Burke, R (9, 1)										0	0	0	0	0	0	0
Marquis Grissom, R (1, 9)		CFBX 1-2 G1-3 ②		BBCBFX 3-2 F9 ②		BBX 2-0 G3-1 ③			X 0-0 2B	3	0	0	0	0	0	2
OBP: 0.277, SLG: 0.310																
Drew Hall, L (7, 1)										0	0	0	0	0	0	0
Wallace Johnson, S (9, 3)										1	0	1	0	0	0	0
OBP: 0.308, SLG: 0.333																
Mike Fitzgerald, R (1, 2)		CCBBBS 2-3 K ③		X 0-0 G3-1 ③			FBFBBBS 3-3 K ①		BCCFX 1-2 G6-3 ①	4	0	0	0	0	2	1
OBP: 0.378, SLG: 0.296																
Spike Owen, S (1, 6)			BBBCBFX 3-2 F8 ①		CBCBFFFX 2-2 F9 ①		BX 1-0 G5-3 ②		BCFBX 2-2 F7 ②	4	0	0	0	0	0	1
OBP: 0.390, SLG: 0.527																
Oil Can Boyd, R (1, 1)			FX 0-1 L9 ②		SSBBBX 2-2 G3-1 ②		CCBX 1-2 G4-3 ③		BFBFFS 2-3 K ③	2	0	0	0	0	0	0
Dave Martinez, L (7, 9)										2	0	0	0	0	1	1
OBP: 0.188, SLG: 0.188 (9, 8)																

	AB	28
	R	1
	H	2
	RBI	1
	BB	7
	SO	7
	LOB	14

Inning Stats										
	R: 1	H: 0	R: 0	H: 0	R: 0	H: 1	R: 0	H: 0	R: 0	H: 0
	E: 0	LOB: 0	E: 0	LOB: 0	E: 0	LOB: 3	E: 0	LOB: 0	E: 0	LOB: 2
	K: 0	BB: 1	K: 1	BB: 0	K: 1	BB: 2	K: 1	BB: 0	K: 0	BB: 2
	S: 6	P: 13	S: 8	P: 14	S: 14	P: 27	S: 6	P: 9	S: 16	P: 23

Inning Stats										
	R: 0	H: 0	R: 0	H: 1	R: 0	H: 0	R: 0	H: 0	1B: 1	SF: 0
	E: 0	LOB: 2	E: 0	LOB: 0	E: 0	LOB: 2	E: 0	LOB: 1	2B: 1	SAC: 1
	K: 0	BB: 2	K: 1	BB: 0	K: 2	BB: 2	K: 1	BB: 0	3B: 0	DP: 0
	S: 9	P: 20	S: 7	P: 12	S: 7	P: 18	S: 12	P: 17	HR: 0	HBP: 0

	WP: 0	PA: 36
	PB: 0	
	SB: 4	
	CS: 0	

PITCHER		IP	WLS	BF	H	R	ER	SO	BB	IBB	HBP	BLK	WP	HR	S	P	ERA	WHIP
Tom Glavine, L	(1, 1)	7.0		27	1	1	1	4	5	0	0	0	0	0	66	118	1.29	0.857
ERA: 3.15																		
Charlie Kerfeld, R	(8, 1)	1.0	W	5	0	0	0	2	1	1	0	0	0	0	7	18	0.00	1.000
ERA: 8.53																		
Joe Boever, R	(9, 1)	1.0	S	4	1	0	0	1	0	0	0	0	0	0	12	17	0.00	1.000
ERA: 3.09																		

PITCHER	IP	WLS	BF	H	R	ER	SO	BB	IBB	HBP	BLK	WP	HR	S	P	ERA	WHIP

Batter	1	2	3	4	5	6	7	8	9	AB	R	H	RBI	BB	SO	LOB
Brett Butler, L (1, 8) OBP: 0.464, SLG: 0.479	P6		G6-4-3 2-3 3-H 1B		FC5-4 1B		WP 1B		1-3	5	0	3	1	0	0	0
Robby Thompson, R (1, 4) OBP: 0.275, SLG: 0.298	F9		G6-4-3 1-2f 3-H		FC5-4 3-4-3 1-2f		F8 1-2		L5	5	0	0	0	0	0	3
Will Clark, L (1, 3) OBP: 0.333, SLG: 0.458	F9		3B 1B		3-4-3 1-2		IBB			3	1	1	0	1	0	1
Kevin Mitchell, R (1, 7) OBP: 0.359, SLG: 0.548		F9	1-H 3B		F9		SSS K			4	0	1	1	0	1	3
Rick Leach, L (1, 9) OBP: 0.440, SLG: 0.400		4-3	4-3			4-3		4-3		4	0	0	0	0	0	1
Matt Williams, R (1, 5) OBP: 0.352, SLG: 0.494		F9		G3		P5		G3		1	0	0	0	0	0	0
Ernest Riles, L (3, 5) OBP: 0.286, SLG: 0.440										3	0	0	0	0	0	0
Terry Kennedy, L (1, 2) OBP: 0.471, SLG: 0.574			1B 2B 1B	F8		2B		1B		4	1	3	0	0	0	0
Jose Uribe, S (1, 6) OBP: 0.333, SLG: 0.393			2B 1-2 1B	1B		3-1		SSS K		4	1	2	0	0	1	2
Rick Reuschel, R (1, 1) OBP: 0.286, SLG: 0.357			1B 1-3 2-H G6-4-3 2B	SSS K			F7		SSS K	2	1	1	1	0	1	1
Rick Parker, R (7, PH)										1	0	0	0	0	0	0
Mark Thurmond, L (7, 1)										0	0	0	0	0	0	0
Greg Litton, R (9, PH)										1	0	0	0	0	1	0
Inning Stats	R: 0 E: 0 K: 0 S: 3 H: 0 LOB: 0 BB: 0 P: 3	R: 0 E: 0 K: 0 S: 3 H: 0 LOB: 0 BB: 0 P: 3	R: 4 E: 0 K: 0 S: 8 H: 6 LOB: 0 BB: 0 P: 8	R: 0 E: 0 K: 1 S: 6 H: 1 LOB: 1 BB: 0 P: 6	R: 0 E: 0 K: 0 S: 4 H: 1 LOB: 1 BB: 0 P: 4	R: 0 E: 0 K: 0 S: 4 H: 1 LOB: 1 BB: 0 P: 4	R: 0 E: 0 K: 1 S: 6 H: 1 LOB: 2 BB: 1 P: 10	R: 0 E: 0 K: 1 S: 6 H: 1 LOB: 1 BB: 0 P: 6	R: 0 E: 0 K: 1 S: 5 H: 0 LOB: 0 BB: 0 P: 5	1B: 8 2B: 2 3B: 1 HR: 0 SF: 0 SAC: 0 DP: 1 HBP: 0						

PITCHER		IP	WLS	BF	H	R	ER	SO	BB	IBB	HBP	BLK	WP	HR	S	P	ERA	WHIP
Kevin Gross, R ERA: 3.45	(1, 1)	6.0	W	26	9	4	4	1	0	0	0	0	0	0	28	28	6.00	1.500
Dave Schmidt, R ERA:	(7, 1)	2.0		9	2	0	0	2	0	1	0	0	1	0	12	16	0.00	1.000
Tim Burke, R ERA: 4.73	(9, 1)	1.0	S	3	0	0	0	1	0	0	0	0	0	0	5	5	0.00	0.000

PITCHER	IP	WLS	BF	H	R	ER	SO	BB	IBB	HBP	BLK	WP	HR	S	P	ERA	WHIP

San Francisco Giants @ Montreal Expos

Olympic Stadium, Montreal, QB

Fri May 04 1990, 7:05 PM EDT

Att. 14,001 - Dome

TOP

livebaseballscorecards.com

AB	37
R	4
H	11
RBI	3
BB	1
SO	4
LOB	11

WP: 1	PA: 38
PB: 0	
SB: 0	
CS: 0	

BOTTOM

San Francisco Giants @ Montreal Expos

Olympic Stadium, Montreal, QB

Fri May 04 1990, 7:05 PM EDT

Att. 14,001 - Dome

livebaseballscorecards.com

Batter	1	2	3	4	5	6	7	8	9	AB	R	H	RBI	BB	SO	LOB
Delino DeShields, L (1, 4) OBP: 0.415, SLG: 0.420	G3	E7 1B 2-H 3-H 1B		BB 1B S		F7				3	1	1	2	1	0	0
Dave Martinez, L (1, 8) OBP: 0.316, SLG: 0.316	HR 1B	2-3 1B		1-H 1B			K			3	1	3	1	0	0	0
Otis Nixon, S (7, PH) OBP: 0.294, SLG: 0.143 (8, 8)										1	0	0	0	0	1	0
Tim Raines, S (1, 7) OBP: 0.344, SLG: 0.307	1-H HR	G6-4-3 IBB		FC5-4 IBB			5-3			2	1	1	2	2	0	0
Tim Wallach, R (1, 5) OBP: 0.327, SLG: 0.422	K	G6-4-3 1-2f		FC5-4 1-2f			6-3			4	0	0	0	0	1	5
Andres Galarraga, R (1, 3) OBP: 0.333, SLG: 0.320	2B	6-3		1-3				K		4	0	1	0	0	1	0
Mike Aldrete, L (1, 9) OBP: 0.476, SLG: 0.313	K	F8		4-3				6-3		3	0	0	0	0	1	1
Marquis Grissom, R (8, PH) OBP: 0.274, SLG: 0.307 (9, 9)										1	0	0	0	0	0	0
Mike Fitzgerald, R (1, 2) OBP: 0.366, SLG: 0.323		SH3-4 E 2B		6-3		K		4-3		4	1	1	0	0	1	0
Tom Foley, L (1, 6) OBP: 0.167, SLG: 0.167		SH3-4 E 1B		F8		F8				3	1	1	0	0	0	0
Kevin Gross, R (1, 1) OBP: 0.167, SLG: 0.250		SH3-4 1-2 2-3		K		F9				1	0	0	0	0	1	0
Larry Walker, L (6, PH) OBP: 0.333, SLG: 0.407										1	0	0	0	0	0	0
Dave Schmidt, R (7, 1)										0	0	0	0	0	0	0
Tim Burke, R (9, 1)										0	0	0	0	0	0	0
Inning Stats	R: 2 E: 0 K: 2 S: 10 H: 3 LOB: 1 BB: 0 P: 10	R: 2 E: 1 K: 0 S: 6 H: 4 LOB: 2 BB: 1 P: 10	R: 0 E: 0 K: 0 S: 3 H: 0 LOB: 0 BB: 0 P: 3	R: 1 E: 0 K: 1 S: 6 H: 1 LOB: 2 BB: 2 P: 14	R: 0 E: 0 K: 1 S: 5 H: 0 LOB: 0 BB: 0 P: 5	R: 0 E: 0 K: 0 S: 3 H: 0 LOB: 0 BB: 0 P: 3	R: 0 E: 0 K: 1 S: 5 H: 0 LOB: 0 BB: 0 P: 5	R: 0 E: 0 K: 1 S: 5 H: 0 LOB: 0 BB: 0 P: 5		1B: 5 2B: 2 3B: 0 HR: 1 SF: 0 SAC: 1 DP: 1 HBP: 0						

	AB	30
	R	5
	H	8
	RBI	5
	BB	3
	SO	6
	LOB	6

WP: 0 PB: 0 SB: 1 CS: 0 PA: 34

PITCHER		IP	WLS	BF	H	R	ER	SO	BB	IBB	HBP	BLK	WP	HR	S	P	ERA	WHIP
Rick Reuschel, R ERA: 4.91	(1, 1)	6.0	L	28	8	5	5	4	1	2	0	0	0	1	33	45	7.50	1.500
Mark Thurmond, L ERA:	(7, 1)	2.0		6	0	0	0	2	0	0	0	0	0	0	10	10	0.00	0.000

PITCHER	IP	WLS	BF	H	R	ER	SO	BB	IBB	HBP	BLK	WP	HR	S	P	ERA	WHIP

Batter	1	2	3	4	5	6	7	8	9	AB	R	H	RBI	BB	SO	LOB
Brett Butler, L (1, 8) OBP: 0.447, SLG: 0.459	F7		F4			6-3		4-3 2-3		4	0	0	0	0	0	2
Robby Thompson, R (1, 4) OBP: 0.274, SLG: 0.330	4-3			6-3		6-3		HR 3-H		4	1	1	2	0	0	0
Will Clark, L (1, 3) OBP: 0.321, SLG: 0.440	3-1			4-3		K		4-3		4	0	0	0	0	1	0
Kevin Mitchell, R (1, 7) OBP: 0.375, SLG: 0.591		6-3		1B			HR		1B G4-6-3	4	2	3	1	0	0	0
Rick Leach, L (1, 9) OBP: 0.414, SLG: 0.375		K		G3			4-3		G4-6-3 1-3	4	0	1	0	0	1	1
Matt Williams, R (1, 5) OBP: 0.337, SLG: 0.472		K			1-3		K		G4-6-3 1-2f 3-H	4	0	0	0	0	2	1
Terry Kennedy, L (1, 2) OBP: 0.436, SLG: 0.529			F8		K		5-3		F7	4	0	0	0	0	1	0
Jose Uribe, S (1, 6) OBP: 0.364, SLG: 0.422			SH4-3 1B		1B			4-3 HR 4-3 1B		3	1	3	0	0	0	0
John Burkett, R (1, 1)			SH4-3 1-2		K			4-3 1-2		1	0	0	0	0	1	1
Dave Anderson, R (8, PH) OBP: 0.143, SLG: 0.214										1	0	0	0	0	0	1
Jeff Brantley, R (8, 1) OBP: 0.500, SLG: 1.000										0	0	0	0	0	0	0
Inning Stats	R: 0 E: 0 K: 0 S: 3 H: 0 LOB: 0 BB: 0 P: 3	R: 0 E: 0 K: 2 S: 7 H: 0 LOB: 0 BB: 0 P: 7	R: 0 E: 0 K: 0 S: 4 H: 1 LOB: 0 BB: 0 P: 4	R: 0 E: 0 K: 0 S: 4 H: 1 LOB: 1 BB: 0 P: 4	R: 0 E: 0 K: 2 S: 8 H: 1 LOB: 1 BB: 0 P: 8	R: 0 E: 0 K: 1 S: 5 H: 0 LOB: 0 BB: 0 P: 5	R: 1 E: 0 K: 1 S: 6 H: 1 LOB: 0 BB: 0 P: 6	R: 2 E: 0 K: 0 S: 5 H: 2 LOB: 0 BB: 0 P: 5	R: 1 E: 0 K: 0 S: 4 H: 2 LOB: 0 BB: 0 P: 4	1B: 6 2B: 0 3B: 0 HR: 2 SF: 0 SAC: 1 DP: 1 HBP: 0	WP: 0 PB: 0 SB: 0 CS: 0 PA: 34					

PITCHER	IP	WLS	BF	H	R	ER	SO	BB	IBB	HBP	BLK	WP	HR	S	P	ERA	WHIP
Dennis Martinez, R (1, 1) ERA: 2.51	8.0	L	30	6	3	3	6	0	0	0	0	0	2	42	42	3.38	0.750
Bill Sampen, R (9, 1) ERA: 0.87	1.0		4	2	1	1	0	0	0	0	0	0	0	4	4	9.00	2.000

PITCHER	IP	WLS	BF	H	R	ER	SO	BB	IBB	HBP	BLK	WP	HR	S	P	ERA	WHIP

TOP

San Francisco Giants @ Montreal Expos

Olympic Stadium, Montreal, QB

Sat May 05 1990, 3:33 AM EDT

Att. 14,544 - Dome - 70 F

livebaseballscorecards.com

AB	33
R	4
H	8
RBI	3
BB	0
SO	6
LOB	6

Batter	1	2	3	4	5	6	7	8	9	AB	R	H	RBI	BB	SO	LOB
Delino DeShields, L (1, 4) OBP: 0.408, SLG: 0.412	6-3		F6		1-2 1B			E3 G6-4-3		4	0	1	0	0	0	1
Dave Martinez, L (1, 8) (8, 9) OBP: 0.261, SLG: 0.261	K		F9		3-1			G6-4-3 1-2f		4	0	0	0	0	1	4
Tim Raines, S (1, 7) OBP: 0.330, SLG: 0.291	4-3			6-3		F9			F6	4	0	0	0	0	0	0
Andres Galarraga, R (1, 3) OBP: 0.319, SLG: 0.304		K		4-3		3-1			6-3	4	0	0	0	0	1	0
Tim Wallach, R (1, 5) OBP: 0.314, SLG: 0.404		F8		F4		6-3			K	4	0	0	0	0	1	0
Mike Aldrete, L (1, 9) OBP: 0.542, SLG: 0.389		BB			3-1 BB 1B		CS 1B			2	1	2	0	1	0	0
Otis Nixon, S (7, PR) (8, 8) OBP: 0.294, SLG: 0.143										0	0	0	0	0	0	0
Nelson Santovenia, R (1, 2) OBP: 0.150, SLG: 0.214		F5			4-0 CS 1-2 BB		CS 1-2 1B			2	0	1	0	1	0	1
Junior Noboa, R (7, PR) OBP: 0.318, SLG: 0.286										0	0	0	0	0	0	0
Mike Fitzgerald, R (8, 2) OBP: 0.366, SLG: 0.323										0	0	0	0	0	0	0
Spike Owen, S (1, 6) OBP: 0.376, SLG: 0.506			F9		3-1 1-2 2-3		4-3 1-2			3	0	0	0	0	0	3
Dennis Martinez, R (1, 1) OBP: 0.231, SLG: 0.231								4-3		2	0	2	1	0	0	0
Wallace Johnson, S (8, PH) OBP: 0.286, SLG: 0.308										1	0	0	0	0	0	0
Bill Sampen, R (9, 1)					3-H 1B					0	0	0	0	0	0	0
Inning Stats	R: 0 E: 0 K: 1 S: 5 H: 0 LOB: 0 P: 5	R: 0 E: 0 K: 1 S: 5 H: 0 LOB: 1 BB: 1 P: 9	R: 0 E: 0 K: 0 S: 4 H: 1 LOB: 1 BB: 0 P: 4	R: 0 E: 0 K: 0 S: 3 H: 0 LOB: 0 BB: 0 P: 3	R: 1 E: 0 K: 0 S: 5 H: 3 LOB: 2 BB: 1 P: 9	R: 0 E: 0 K: 0 S: 3 H: 0 LOB: 0 BB: 0 P: 3	R: 0 E: 0 K: 0 S: 3 H: 2 LOB: 1 BB: 0 P: 3	R: 0 E: 1 K: 0 S: 3 H: 0 LOB: 0 BB: 0 P: 3	R: 0 E: 0 K: 1 S: 5 H: 0 LOB: 0 BB: 0 P: 5	1B: 6 2B: 0 3B: 0 HR: 0	SF: 0 SAC: 0 DP: 1 HBP: 0						

PITCHER	IP	WLS	BF	H	R	ER	SO	BB	IBB	HBP	BLK	WP	HR	S	P	ERA	WHIP
John Burkett, R (1, 1) ERA: 1.93	7.0	W	26	6	1	1	2	2	0	0	0	0	0	28	36	1.29	1.143
Jeff Brantley, R (8, 1) ERA: 2.45	2.0	S	6	0	0	0	1	0	0	0	0	0	0	8	8	0.00	0.000

PITCHER	IP	WLS	BF	H	R	ER	SO	BB	IBB	HBP	BLK	WP	HR	S	P	ERA	WHIP

BOTTOM

San Francisco Giants @ Montreal Expos

Olympic Stadium, Montreal, QB

Sat May 05 1990, 3:33 AM EDT
Att. 14,544 - Dome - 70 F

livebaseballscorecards.com

AB	30
R	1
H	6
RBI	1
BB	2
SO	3
LOB	9

1B: 6 2B: 0 3B: 0 HR: 0 SF: 0 SAC: 0 DP: 1 HBP: 0

WP: 0 PB: 0 SB: 0 CS: 3 PA: 32

Batter	1	2	3	4	5	6	7	8	9	AB	R	H	RBI	BB	SO	LOB
Brett Butler, L (1, 8) OBP: 0.441, SLG: 0.451	x 0-0 S 1B		x 0-0 ① 4-3		SSS 0-3 ② K 1-3			x 0-0 ① L6		4	0	1	0	0	1	2
Robby Thompson, R (1, 4) OBP: 0.263, SLG: 0.315	SSS 0-3 ① K 1-2		x 0-0 ② F8		x 0-0 ③ 6-3			x 0-0 ② F9		4	0	0	0	0	1	3
Will Clark, L (1, 3) OBP: 0.318, SLG: 0.433	SSS 0-3 ② K		x 0-0 ③ F8			x 0-0 ① F6		x 0-0 1-2 1B		4	0	1	0	0	1	1
Kevin Mitchell, R (1, 7) OBP: 0.360, SLG: 0.565	SSS 0-3 ③ K			x 0-0 ① F8		x 0-0 ② F4		x 0-0 ③ F8		4	0	0	0	0	1	3
Rick Leach, L (1, 9) OBP: 0.406, SLG: 0.346 Randy O'Neal, R (6, 1) Bob Knepper, L (6, 1) Ernie Camacho, R (8, 1) Ernest Riles, L (9, PH) OBP: 0.276, SLG: 0.423		BBBB 4-0 FC3-6 CS 1B BB		SSS 0-3 ② K		x 0-0 ③ 4-3			x 0-0 ① G3	2 0 0 0 1	0 0 0 0 0	0 0 0 0 0	0 0 0 0 0	1 0 0 0 0	1 0 0 0 0	0 0 0 0 0
Matt Williams, R (1, 5) OBP: 0.354, SLG: 0.505		x 0-0 1-2 FC3-6 1B		x 0-0 2B			x 0-0 ① F8		x 0-0 2B	4	0	3	0	0	0	0
Terry Kennedy, L (1, 2) OBP: 0.407, SLG: 0.491		x 0-0 ① FC3-6 CS 1-2f 2-3		SSS 0-3 ③ K			x 0-0 ② F7		x 0-0 ② F9	4	0	0	0	0	1	4
Jose Uribe, S (1, 6) OBP: 0.357, SLG: 0.403		IIII 4-0 ② 1-2 3-H IBB			x 0-0 ① 6-3		x 0-0 ③ P5		x 0-0 ③ 4-3	3	0	0	0	1	0	1
Atlee Hammaker, S (1, 1) OBP: 0.154, SLG: 0.083 Greg Litton, R (6, 9) OBP: 0.100, SLG: 0.100		SSS 0-3 ③ K			BBBB 4-0 K BB			x 0-0 1B 1B		1 1	0 0	0 1	0 0	1 0	1 0	2 0
Inning Stats	R: 0 H: 1 E: 0 LOB: 1 K: 3 BB: 0 S: 10 P: 10	R: 0 H: 1 E: 0 LOB: 2 K: 1 BB: 2 S: 5 P: 13	R: 0 H: 0 E: 0 LOB: 0 K: 0 BB: 0 S: 3 P: 3	R: 0 H: 1 E: 0 LOB: 1 K: 2 BB: 0 S: 8 P: 8	R: 0 H: 0 E: 1 LOB: 1 K: 1 BB: 1 S: 5 P: 9	R: 0 H: 0 E: 0 LOB: 0 K: 0 BB: 0 S: 3 P: 3	R: 0 H: 0 E: 0 LOB: 0 K: 0 BB: 0 S: 3 P: 3	R: 0 H: 2 E: 0 LOB: 2 K: 0 BB: 0 S: 5 P: 5	R: 0 H: 1 E: 0 LOB: 1 K: 0 BB: 0 S: 4 P: 4	1B: 4 SF: 0 2B: 2 SAC: 0 3B: 0 DP: 0 HR: 0 HBP: 0						

PITCHER	IP	WLS	BF	H	R	ER	SO	BB	IBB	HBP	BLK	WP	HR	S	P	ERA	WHIP
Mark Gardner, R (1, 1) ERA: 1.32	9.0	W	35	6	0	0	7	2	1	0	0	0	0	46	58	0.00	0.889

PITCHER	IP	WLS	BF	H	R	ER	SO	BB	IBB	HBP	BLK	WP	HR	S	P	ERA	WHIP

TOP

San Francisco Giants @ Montreal Expos

Olympic Stadium, Montreal, QB

Sun May 06 1990, 3:33 AM EDT

Att. 16,043 - Dome - 70 F

livebaseballscorecards.com

AB	32
R	0
H	6
RBI	0
BB	3
SO	7
LOB	16

WP: 0 PA: 35
PB: 0
SB: 1
CS: 2

Batter	1	2	3	4	5	6	7	8	9	AB	R	H	RBI	BB	SO	LOB
Delino DeShields, L (1, 4) OBP: 0.408, SLG: 0.416	L3		BB		FC5-2-5 2-3 3-H	2B 2-H		6-3		4	0	1	1	1	0	2
Marquis Grissom, R (1, 9) OBP: 0.280, SLG: 0.297	K		FC6 1-2f			BB 1B SF8 BB FC6-4		6-3		3	1	0	0	2	1	1
Tim Raines, S (1, 7) OBP: 0.337, SLG: 0.301	WP S 1B			5-3		1B E 3B 1-3 FC6-4 1-2f				4	1	2	0	0	0	2
Andres Galarraga, R (1, 3) OBP: 0.306, SLG: 0.293	4-3 1-3			F8		SF8 1-3 3-H	F7			3	0	0	1	0	0	1
Tim Wallach, R (1, 5) OBP: 0.321, SLG: 0.429		F9		FC6-4 1B		1B 3B 3-H	F4			4	1	2	1	0	0	0
Nelson Santovenia, R (1, 2) OBP: 0.188, SLG: 0.250		G6-3 1B		FC6-4 1-2f		1B PB 1B 3-H	3B 1B			4	2	3	1	0	0	1
Otis Nixon, S (1, 8) OBP: 0.381, SLG: 0.389		G6-3 1-2f			SH3-4 S FC5-2-5 1B	1B 1-2 1B	3B 1-H			4	0	3	1	0	0	1
Spike Owen, S (1, 6) OBP: 0.382, SLG: 0.500			5-3		FC5-2-5 SH3-4 1-2 BB	PB 1-3 2-3 2B 1B	F8			3	1	1	0	1	0	1
Mark Gardner, R (1, 1) OBP: 0.125, SLG: 0.250			F9		SH3-4 1-2 2-3	1-H 3-H 2B 2B		K		3	1	1	1	0	1	0
Inning Stats	R: 0 H: 1 E: 0 LOB: 1 K: 1 BB: 0 S: 6 P: 6	R: 0 H: 1 E: 0 LOB: 0 K: 0 BB: 0 S: 3 P: 3	R: 0 H: 0 E: 0 LOB: 1 K: 0 BB: 1 S: 3 P: 7	R: 0 H: 1 E: 0 LOB: 1 K: 0 BB: 0 S: 4 P: 4	R: 0 H: 1 E: 0 LOB: 1 K: 0 BB: 1 S: 3 P: 7	R: 6 H: 7 E: 1 LOB: 2 K: 0 BB: 2 S: 9 P: 17	R: 1 H: 2 E: 0 LOB: 1 K: 0 BB: 0 S: 5 P: 5	R: 0 H: 0 E: 0 LOB: 0 K: 1 BB: 0 S: 5 P: 5		1B: 9 SF: 1 2B: 3 SAC: 1 3B: 2 DP: 2 HR: 0 HBP: 0						

PITCHER	IP	WLS	BF	H	R	ER	SO	BB	IBB	HBP	BLK	WP	HR	S	P	ERA	WHIP
Atlee Hammaker, L (1, 1) ERA: 3.24	5.1	L	23	6	3	3	1	3	0	0	0	1	0	22	34	5.06	1.688
Randy O'Neal, R (6, 1) ERA: 5.11	0.1		4	4	2	2	0	0	0	0	0	0	0	4	4	54.00	12.000
Bob Knepper, L (6, 1) ERA: 10.38	1.1		8	3	2	2	0	1	0	0	0	0	0	7	11	13.50	3.000
Ernie Camacho, R (8, 1) ERA: 3.6	1.0		3	0	0	0	1	0	0	0	0	0	0	5	5	0.00	0.000

PITCHER	IP	WLS	BF	H	R	ER	SO	BB	IBB	HBP	BLK	WP	HR	S	P	ERA	WHIP

BOTTOM

San Francisco Giants @ Montreal Expos

Olympic Stadium, Montreal, QB

Sun May 06 1990, 3:33 AM EDT
Att. 16,043 - Dome - 70 F

livebaseballscorecards.com

AB	32
R	7
H	13
RBI	6
BB	4
SO	2
LOB	9

WP: 1 PA: 38
PB: 1
SB: 2
CS: 0

Batter	1	2	3	4	5	6	7	8	9	AB	R	H	RBI	BB	SO	LOB
Brett Butler, L (1, 8) OBP: 0.423, SLG: 0.430	6-3		1-3	4-3		G3		P4		5	0	0	0	0	0	2
Robby Thompson, R (1, 4) OBP: 0.260, SLG: 0.320	4-3		1B 2B		1-3	1-3		5-3		5	1	1	0	0	0	2
Steve Bedrosian, R (8, 1)										0	0	0	0	0	0	0
Will Clark, L (1, 3) OBP: 0.330, SLG: 0.459	G3		BB BB 2-H 1B		1B 2B		F8		2B 2B	5	2	3	1	0	0	0
Kevin Mitchell, R (1, 7) OBP: 0.352, SLG: 0.546		G6-3 1B	L7		6-3		S S S K		F7	5	0	1	0	0	1	3
Kevin Bass, S (1, 9) OBP: 0.311, SLG: 0.442		G6-3 1-2f	B B B B BB 1-2 BB		2-H 1B		1B 1B 1B		2-H HR 2B	4	1	3	2	1	0	1
Matt Williams, R (1, 5) OBP: 0.375, SLG: 0.546		BB 1B 1B	B B B B 1-2 2-3 BB		F9		1B 1-2 1B		2-H HR	4	2	3	2	1	0	1
Gary Carter, R (1, 2) OBP: 0.333, SLG: 0.366		B B B B 1B 1-2 BB	6-3			E 1B	1-2 2-3 1B		S 1B 1B	2	0	1	0	1	0	3
Terry Kennedy, L (7, PH) OBP: 0.426, SLG: 0.509										2	0	2	0	0	0	0
(7, 2)																
Jose Uribe, S (1, 6) OBP: 0.365, SLG: 0.408		1-2 2-H 1B		5-3		E9 1-3 1B	F8		K 1-2	4	0	2	1	0	0	3
Jeff Brantley, R (7, 1) OBP: 0.500, SLG: 1.000										0	0	0	0	0	0	0
Ernest Riles, L (8, 4) OBP: 0.267, SLG: 0.407										1	0	0	0	0	1	1
Scott Garrelts, R (1, 1)		1-3		S S S K		S S S K		S S S K2-3	2-H 1B	3	0	0	0	0	2	4
Mark Thurmond, L (7, 1)										0	0	0	0	0	0	0
Dave Anderson, R (7, 6) OBP: 0.188, SLG: 0.250										2	0	1	0	0	1	0
Inning Stats	R: 0 E: 0 K: 0 S: 3 H: 0 LOB: 0 BB: 0 P: 3	R: 1 E: 0 K: 0 S: 5 H: 3 LOB: 2 BB: 1 P: 9	R: 1 E: 0 K: 0 S: 5 H: 2 LOB: 3 BB: 2 P: 13	R: 0 E: 0 K: 1 S: 5 H: 0 LOB: 0 BB: 0 P: 5	R: 1 E: 0 K: 0 S: 5 H: 2 LOB: 1 BB: 0 P: 5	R: 0 E: 1 K: 1 S: 7 H: 2 LOB: 2 BB: 0 P: 7	R: 0 E: 0 K: 1 S: 8 H: 3 LOB: 3 BB: 0 P: 8	R: 0 E: 0 K: 1 S: 5 H: 0 LOB: 0 BB: 0 P: 5	R: 3 E: 0 K: 1 S: 9 H: 5 LOB: 2 BB: 0 P: 9	1B: 12 2B: 4 3B: 0 HR: 1 SF: 0 SAC: 0 DP: 1 HBP: 0						

TOP

San Francisco Giants @ Montreal Expos

Olympic Stadium, Montreal, QB

Mon May 07 1990, 7:05 PM EDT

Att. 9,265 - Dome

livebaseballscorecards.com

AB	42
R	6
H	17
RBI	6
BB	3
SO	5
LOB	20

PITCHER		IP	WLS	BF	H	R	ER	SO	BB	IBB	HBP	BLK	WP	HR	S	P	ERA	WHIP
Zane Smith, L ERA: 3.12	(1, 1)	6.1		30	9	3	3	2	3	0	0	0	0	0	31	43	4.26	1.895
Dave Schmidt, R ERA: 1.59	(7, 1)	1.2		9	4	1	1	2	0	0	0	0	0	0	13	13	5.40	2.400
Tim Burke, R ERA: 5.93	(9, 1)	0.1		3	2	2	2	0	0	0	0	0	0	1	3	3	54.00	6.000
Steve Frey, L ERA: 2.63	(9, 1)	0.2	W	3	2	0	0	1	0	0	0	0	0	0	5	5	0.00	3.000

PITCHER	IP	WLS	BF	H	R	ER	SO	BB	IBB	HBP	BLK	WP	HR	S	P	ERA	WHIP

WP: 0 PA: 45
PB: 0
SB: 1
CS: 0

Batter	1	2	3	4	5	6	7	8	9	AB	R	H	RBI	BB	SO	LOB
Delino DeShields, L (1, 4) OBP: 0.426, SLG: 0.478	HR		BB		F7		1B 3B 2-H		FC1-6 BB	3	2	2	2	2	0	0
Marquis Grissom, R (1, 8) (7, 9) OBP: 0.286, SLG: 0.302	4-3		5-3 1-2			1B HR 1B	1B 1B 3-H		FC1-6 S 2B 1-2f	5	2	2	1	0	0	2
Tim Raines, S (1, 7) OBP: 0.350, SLG: 0.302	G6-4-3 BB		K			1-2 HR 1B	K		2B IBB 1-2	3	1	1	0	2	2	2
Andres Galarraga, R (1, 3) OBP: 0.320, SLG: 0.356	G6-4-3 1-2f			4-3		1-H HR 2-H	1-3 1B		1-3 2B 2-H	5	1	3	4	0	0	1
Tim Wallach, R (1, 5) OBP: 0.309, SLG: 0.412		5-3		5-3		P2	F7			4	0	0	0	0	0	2
Larry Walker, L (1, 9) OBP: 0.333, SLG: 0.393 Dave Schmidt, R (7, 1) Tim Burke, R (9, 1) Steve Frey, R (9, 1)		4-3		BB		K		6-3		2 1 0 0	0 0 0 0	0 0 0 0	0 0 0 0	1 0 0 0	1 0 0 0	0 0 0 0
Nelson Santovenia, R (1, 2) OBP: 0.191, SLG: 0.238		E3		6-3 1-2		5-3		PB BB		3	0	0	0	1	0	1
Spike Owen, S (1, 6) OBP: 0.376, SLG: 0.488		G3			F9		SH5-4 3B 1B	F7 1-2		4	1	1	0	0	0	2
Zane Smith, L (1, 1) OBP: 0.250, SLG: 0.500 Dave Martinez, L (7, 8) OBP: 0.250, SLG: 0.250			G3		1-3		SH5-4 1-2	F8		2 1	0 0	0 0	0 0	0 0	0 0	0 1
Inning Stats	R: 1 H: 1 E: 0 LOB: 0 K: 0 BB: 1 S: 3 P: 7	R: 0 H: 0 E: 1 LOB: 1 K: 0 BB: 0 S: 4 P: 4	R: 0 H: 0 E: 0 LOB: 1 K: 1 BB: 1 S: 5 P: 9	R: 0 H: 0 E: 0 LOB: 1 K: 0 BB: 1 S: 3 P: 7	R: 0 H: 0 E: 0 LOB: 0 K: 0 BB: 0 S: 3 P: 3	R: 3 H: 3 E: 0 LOB: 0 K: 1 BB: 0 S: 8 P: 8	R: 2 H: 4 E: 0 LOB: 2 K: 1 BB: 0 S: 9 P: 9	R: 0 H: 0 E: 0 LOB: 1 K: 0 BB: 1 S: 3 P: 7	R: 1 H: 1 E: 0 LOB: 2 K: 0 BB: 2 S: 2 P: 10	1B: 5 SF: 0 2B: 1 SAC: 1 3B: 1 DP: 1 HR: 2 HBP: 0						

PITCHER		IP	WLS	BF	H	R	ER	SO	BB	IBB	HBP	BLK	WP	HR	S	P	ERA	WHIP
Scott Garrelts, R ERA: 5.93	(1, 1)	6.0		26	5	5	5	2	3	0	0	0	0	2	27	39	7.50	1.333
Mark Thurmond, L ERA: 3.86	(7, 1)	0.1		2	1	0	0	0	0	0	0	0	0	0	2	2	0.00	3.000
Jeff Brantley, R ERA: 2.37	(7, 1)	0.2		4	2	1	1	1	0	0	0	0	0	0	6	6	13.50	3.000
Steve Bedrosian, R ERA: 7.84	(8, 1)	1.1	L	8	1	1	1	0	2	1	0	0	0	0	5	17	6.75	2.250

PITCHER	IP	WLS	BF	H	R	ER	SO	BB	IBB	HBP	BLK	WP	HR	S	P	ERA	WHIP

BOTTOM

San Francisco Giants @ Montreal Expos

Olympic Stadium, Montreal, QB

Mon May 07 1990, 7:05 PM EDT

Att. 9,265 - Dome

livebaseballscorecards.com

AB	33
R	7
H	9
RBI	7
BB	6
SO	3
LOB	11

WP: 0 PA: 40
PB: 1
SB: 3
CS: 0

Batter	1	2	3	4	5	6	7	8	9	AB	R	H	RBI	BB	SO	LOB
Juan Samuel, R (1, 8) OBP: 0.282, SLG: 0.295	X 0-0 ① 5-3		B B F F B F F S 3-3 ① K		B B C S S B S 3-3 ③ K 2-3			B C F B F F S 2-3 ③ K		4	0	0	0	0	3	1
Willie Randolph, R (1, 4) OBP: 0.379, SLG: 0.361	B B C X 2-1 ② G6-3		B F X 1-1 ② P4			B C C B B F B 4-2 G6-4-3 BB			B X 1-0 G5-3 1B	3	0	1	0	1	0	0
Kal Daniels, L (1, 7) OBP: 0.442, SLG: 0.535 Eddie Murray, S (9, PH) OBP: 0.360, SLG: 0.455	C C F B X 1-2 ③ F8		B C F F B X 2-2 ③ G3-1			B X 1-0 ① ② G6-4-3 1-2f			B C F X 1-2 ① G5-3 1-2	3 1	0 0	0 0	0 0	0 0	0 0	1 1
Hubie Brooks, R (1, 9) OBP: 0.268, SLG: 0.462		C X 0-1 ① G4-3		B S X 1-1 CS 1B		S B F B F F C 2-3 ③ K			X 0-0 ② P9	4	0	1	0	0	1	1
Mike Scioscia, L (1, 2) OBP: 0.311, SLG: 0.442 Rick Dempsey, R (9, PH) OBP: 0.556, SLG: 0.429		B X 1-0 G5-3 E 1B		1 SAFE P 1 SAFE S B F F F F 3-2 ① ② P5 1-2			B C C B S 2-3 ① K		C B B S F F B F X 3-2 ③ F8	3 1	1 0	1 0	0 0	0 0	1 0	1 1
Lenny Harris, L (1, 5) OBP: 0.268, SLG: 0.255 Mike Sharperson, R (7, PH) OBP: 0.383, SLG: 0.341 (7, 5)		F B F X 1-2 ② G5-3 1-2		X 0-0 ③ F8			C S B F X 1-2 ② G4-3			2 1	0 0	0 0	0 0	0 0	0 0	1 0
Brian Traxler, L (1, 3) John Shelby, S (7, PH) OBP: 0.125, SLG: 0.125 Tim Crews, R (7, 1)		S C X 0-2 E4 1B 2-H			B X 1-0 ① F7		C B X 1-1 ③ G5-3			2 1 0	0 0 0	0 0 0	0 0 0	0 0 0	0 0 0	0 0 0
Alfredo Griffin, S (1, 6) OBP: 0.376, SLG: 0.407		C B F T X 1-2 1-2 1B			B C S B X 2-2 S SH5-4 1B			B B C T F B F X 3-2 ① L3		3	0	2	0	0	0	0
Tim Belcher, R (1, 1) Mike Hartley, R (6, 1) Mike Munoz, L (6, 1) Mickey Hatcher, R (7, 3) OBP: 0.250, SLG: 0.211		B T S S 1-3 ③ K			L S 1 P X SAFE 1-2 ② SH5-4 1-2			C X 0-1 ② G4-3		1 0 0 1	0 0 0 0	0 0 0 0	0 0 0 0	0 0 0 0	1 0 0 0	2 0 0 0
Inning Stats	R: 0 E: 0 K: 0 S: 7 H: 0 LOB: 0 BB: 0 P: 10	R: 1 E: 1 K: 1 S: 16 H: 2 LOB: 2 BB: 0 P: 20	R: 0 E: 0 K: 1 S: 11 H: 0 LOB: 0 BB: 0 P: 17	R: 0 E: 0 K: 0 S: 10 H: 1 LOB: 0 BB: 0 P: 13	R: 0 E: 0 K: 1 S: 11 H: 1 LOB: 1 BB: 0 P: 17	R: 0 E: 0 K: 1 S: 9 H: 0 LOB: 0 BB: 1 P: 16	R: 0 E: 0 K: 1 S: 9 H: 0 LOB: 0 BB: 0 P: 13	R: 0 E: 0 K: 1 S: 11 H: 0 LOB: 0 BB: 0 P: 16	R: 0 E: 0 K: 0 S: 10 H: 1 LOB: 1 BB: 0 P: 15	1B: 5 2B: 0 3B: 0 HR: 0 SF: 0 SAC: 1 DP: 1 HBP: 0						

PITCHER		IP	WLS	BF	H	R	ER	SO	BB	IBB	HBP	BLK	WP	HR	S	P	ERA	WHIP
Bill Sampen, R ERA: 0.59	(1, 1)	5.0	W	19	4	1	0	3	0	0	0	0	0	0	55	77	0.00	0.800
Drew Hall, L ERA: 3.32	(6, 1)	4.0	S	13	1	0	0	3	1	0	0	0	0	0	39	60	0.00	0.500

PITCHER	IP	WLS	BF	H	R	ER	SO	BB	IBB	HBP	BLK	WP	HR	S	P	ERA	WHIP

TOP

Los Angeles Dodgers @ Montreal Expos

Olympic Stadium, Montreal, QB

Tue May 08 1990, 7:05 PM EDT

Att. 12,599 - Dome

livebaseballscorecards.com

AB	30
R	1
H	5
RBI	0
BB	1
SO	6
LOB	9

WP: 0	PA: 32		
PB: 0			
SB: 1			
CS: 1			

BOTTOM

Los Angeles Dodgers @ Montreal Expos

Olympic Stadium, Montreal, QB

Tue May 08 1990, 7:05 PM EDT

Att. 12,599 - Dome

livebaseballscorecards.com

Batter	1	2	3	4	5	6	7	8	9	AB	R	H	RBI	BB	SO	LOB
Delino DeShields, L (1, 4) OBP: 0.434, SLG: 0.474	L B B C F B F X 3-2 L9 S 1B		C S B B B X 2-2 ① G4-3		B C B B B 4-1 CS BB	C C B B F B S 3-3 ③ K		C C B B F B B 4-2 E 1B E BB		3	1	1	0	2	1	2
Marquis Grissom, R (1, 8) OBP: 0.282, SLG: 0.297	1 SAFE 1 SAFE B 1 SAFE 1 SAFE 1 SAFE 1 SAFE X 1-0 ① L8		C F X 0-2 ② P6		1 SAFE 1 SAFE P 1 SAFE 1 SAFE 1 SAFE 1 SAFE C 1 SAFE 3-2 B C F B X ①② G6-3 1-2		C B C B S 2-3 ① K	C B C X 1-2 E G4-3 1B		5	1	1	0	0	1	2
Tim Raines, S (1, 7) OBP: 0.343, SLG: 0.297	B 1 SAFE 1 SAFE B C 1 SAFE S B X 3-2 ② L9 1-3		F B B X 2-1 ③ F7		F S B S 1-3 ③ K		S B B B C X 3-2 S E 1B	B B F B C F X 3-2 E4 G4-3 1-3 2-H		5	1	1	0	0	1	2
Andres Galarraga, R (1, 3) OBP: 0.333, SLG: 0.380	B B B X 3-0 ③ F8			B X 1-0 HR 1B		B B C B S X 3-2 1B 2B 1B	B B C X 2-1 1-H E 2B	X 0-0 ② G4-3 1-2 3-H		5	3	3	1	0	0	2
Tim Wallach, R (1, 5) OBP: 0.322, SLG: 0.477		B S C X 1-2 HR		B B X 2-0 1-H HR		1 SAFE X 0-0 2B SH6-4 1-3 1B	C F B F S 1-3 ② K2-3	C B B X 2-1 ③ G5-3		5	3	3	3	0	1	2
Larry Walker, L (1, 9) OBP: 0.329, SLG: 0.400		X 0-0 ① P5		F F B X 1-2 ① G3-1		X 0-0 SH6-4 1-3 3-H 2B	B B X 2-0 E8 2-H			4	0	1	1	0	0	0
Mike Fitzgerald, R (1, 2) OBP: 0.400, SLG: 0.364		B C B B B 4-1 BB		C X 0-1 2B		B B C S B C 3-3 ① K	B B C C B B 4-2 FC4-6 BB			2	0	1	0	2	1	2
Spike Owen, S (1, 6) OBP: 0.371, SLG: 0.471		B X 1-0 ② P2		C B X 1-1 ② P2		I I I I 4-0 SH6-4 IBB	C F X 0-2 ③ FC4-6 1-2f			3	0	0	0	1	0	4
Bill Sampen, R (1, 1) Drew Hall, L (6, 1)		C C B C 1-3 ③ K		C B C S 1-3 ③ K		L B B X 2-1 ② SH6-4 1-2 2-3 3-H		B S C S 1-3 ① K		2 1	0 0	0 0	0 1	0 0	2 1	2 0
Inning Stats	R: 0 H: 1 E: 0 LOB: 1 K: 0 BB: 0 S: 10 P: 20	R: 1 H: 1 E: 0 LOB: 1 K: 1 BB: 1 S: 9 P: 16	R: 0 H: 0 E: 0 LOB: 0 K: 0 BB: 0 S: 8 P: 12	R: 2 H: 3 E: 0 LOB: 1 K: 1 BB: 0 S: 12 P: 18	R: 0 H: 0 E: 0 LOB: 0 K: 1 BB: 1 S: 9 P: 16	R: 2 H: 3 E: 0 LOB: 2 K: 2 BB: 1 S: 14 P: 29	R: 2 H: 2 E: 1 LOB: 2 K: 2 BB: 1 S: 18 P: 32	R: 2 H: 1 E: 1 LOB: 1 K: 1 BB: 1 S: 16 P: 27		1B: 6 SF: 0 2B: 3 SAC: 1 3B: 0 DP: 0 HR: 2 HBP: 0						WP: 0 PA: 41 PB: 0 SB: 2 CS: 1

	AB	35
	R	9
	H	11
	RBI	6
	BB	5
	SO	8
	LOB	18

PITCHER		IP	WLS	BF	H	R	ER	SO	BB	IBB	HBP	BLK	WP	HR	S	P	ERA	WHIP
Tim Belcher, R ERA: 4.25	(1, 1)	5.0	L	24	8	5	5	3	2	0	0	0	0	2	53	90	9.00	2.000
Mike Hartley, R ERA: 5.4	(6, 1)	0.1		2	0	0	0	1	0	1	0	0	0	0	3	10	0.00	0.000
Mike Munoz, L ERA: 4.15	(6, 1)	0.2		2	0	0	0	1	0	0	0	0	0	0	6	11	0.00	0.000
Tim Crews, R ERA: 4.5	(7, 1)	2.0		13	3	4	1	3	2	0	0	0	0	0	34	59	4.50	2.500

PITCHER	IP	WLS	BF	H	R	ER	SO	BB	IBB	HBP	BLK	WP	HR	S	P	ERA	WHIP

Los Angeles Dodgers @ Montreal Expos

Olympic Stadium, Montreal, QB

Wed May 09 1990, 7:05 PM EDT

Att. 13,215 - Dome - 70 F

livebaseballscorecards.com

TOP

Batter	1	2	3	4	5	6	7	8	9	AB	R	H	RBI	BB	SO	LOB
Juan Samuel, R (1, 8) OBP: 0.281, SLG: 0.294	SH1-3 BLK 1B		K			5-3		L6		4	0	1	0	0	1	0
Willie Randolph, R (1, 4) OBP: 0.367, SLG: 0.349	SH1-3 1-3		1-4-3			5-3			F8	3	0	0	0	0	0	0
Kal Daniels, L (1, 7) OBP: 0.433, SLG: 0.560	F4			K		G3			HR	4	1	1	1	0	1	1
Eddie Murray, S (1, 3) OBP: 0.374, SLG: 0.515	6-3			HR			E8 3B		G6-3 1B	4	2	3	1	0	0	1
Hubie Brooks, R (1, 9) OBP: 0.267, SLG: 0.455		1B		4-3			E3 G6-4-3		G6-3 1-2f	4	0	1	0	0	0	1
Mike Scioscia, L (1, 2) OBP: 0.301, SLG: 0.427		F9		K			G6-4-3 1-2f			3	0	0	0	0	1	2
Lenny Harris, L (1, 5) OBP: 0.254, SLG: 0.241		F7			4-3		F7			3	0	0	0	0	0	1
Alfredo Griffin, S (1, 6) OBP: 0.365, SLG: 0.394		P5			F9			K		3	0	0	0	0	1	1
Fernando Valenzuela, L (1, 1) OBP: 0.273, SLG: 0.200			G3		4-3			6-3		1	0	0	0	0	0	0
Brian Traxler, L (5, PH)										1	0	0	0	0	0	0
Mike Hartley, R (5, 1)										0	0	0	0	0	0	0
Chris Gwynn, L (8, PH) OBP: 0.211, SLG: 0.263										1	0	0	0	0	0	0
Don Aase, R (8, 1)										0	0	0	0	0	0	0
Inning Stats	R: 0 E: 0 K: 0 S: 4 H: 1 LOB: 1 BB: 0 P: 4	R: 0 E: 0 K: 0 S: 4 H: 1 LOB: 1 BB: 0 P: 4	R: 0 E: 0 K: 1 S: 5 H: 0 LOB: 0 BB: 0 P: 5	R: 1 E: 0 K: 2 S: 8 H: 1 LOB: 0 BB: 0 P: 8	R: 0 E: 0 K: 0 S: 3 H: 0 LOB: 0 BB: 0 P: 3	R: 0 E: 0 K: 0 S: 3 H: 0 LOB: 0 BB: 0 P: 3	R: 1 E: 2 K: 0 S: 4 H: 1 LOB: 0 BB: 0 P: 4	R: 0 E: 0 K: 1 S: 5 H: 0 LOB: 0 BB: 0 P: 5	R: 1 E: 0 K: 0 S: 4 H: 2 LOB: 0 BB: 0 P: 4	1B: 3 2B: 0 3B: 1 HR: 2 SF: 0 SAC: 1 DP: 2 HBP: 0						

	AB	31
	R	3
	H	6
	RBI	2
	BB	0
	SO	4
	LOB	7

WP: 0 PB: 0 SB: 0 CS: 0 PA: 32

PITCHER		IP	WLS	BF	H	R	ER	SO	BB	IBB	HBP	BLK	WP	HR	S	P	ERA	WHIP
Kevin Gross, R ERA: 3.4	(1, 1)	8.1	W	30	5	3	3	4	0	0	0	1	0	2	38	38	3.24	0.600
Tim Burke, R ERA: 5.65	(9, 1)	0.2	S	2	1	0	0	0	0	0	0	0	0	0	2	2	0.00	1.500

PITCHER		IP	WLS	BF	H	R	ER	SO	BB	IBB	HBP	BLK	WP	HR	S	P	ERA	WHIP

Batter	1	2	3	4	5	6	7	8	9	AB	R	H	RBI	BB	SO	LOB
Delino DeShields, L (1, 4) OBP: 0.432, SLG: 0.459	S S S 0-3 K ①		B B B B 4-0 2B E 1-2 BB ①	B B B B 4-0 FC6-4 BB ①		x 0-0 F9 ③		x 0-0 4-3 ③ 1-2		3	1	0	0	2	1	2
Marquis Grissom, R (1, 8) OBP: 0.289, SLG: 0.314	S S S 0-3 K ②		x 0-0 E7 E 1-H 2-H 1B 2B	x 0-0 FC6-4 ③ 1-2f			x 0-0 1B S FC5-2-5 1B			4	1	2	1	0	1	3
Tim Raines, S (1, 7) OBP: 0.348, SLG: 0.298	x 0-0 F9 ③		B B B B 4-0 E 1B BB		S S S 0-3 K ①		x 0-0 S FC5-2-5 1-3 1B			3	1	1	0	1	1	0
Andres Galarraga, R (1, 3) OBP: 0.330, SLG: 0.375		x 0-0 5-3 ①	x 0-0 G5-4-3 1-H 2-H 1B		x 0-0 F8 ②		x 0-0 FC5-2-5 ① 1-2 3-H			4	0	1	2	0	0	2
Tim Wallach, R (1, 5) OBP: 0.311, SLG: 0.459		x 0-0 F8 ②	x 0-0 G5-4-3 ② ③ 1-2f		x 0-0 4-3 ③		x 0-0 F3 ②			4	0	0	0	0	0	3
Larry Walker, L (1, 9) OBP: 0.351, SLG: 0.469		x 0-0 WP 2B		x 0-0 E8 ① 1B		x 0-0 1B 3B	x 0-0 F8 ③ 2-3			4	1	3	0	0	0	2
Mike Fitzgerald, R (1, 2) OBP: 0.388, SLG: 0.378		x 0-0 1-3 ③ 2-3		x 0-0 SH3-4 2B	S S S 0-3 K ①			S S S 0-3 K ①		4	0	1	0	0	2	2
Spike Owen, S (1, 6) OBP: 0.386, SLG: 0.472			x 0-0 E5 FC1-6	B B B B 4-0 SH3-4 BB		x 0-0 FC1-6 3-H 1B		B B B B 4-0 S BB		2	0	1	1	2	0	0
Kevin Gross, R (1, 1) OBP: 0.133, SLG: 0.200 Tim Burke, R (9, 1)			x 0-0 FC1-6 ① BB 1-2f 2B	x 0-0 SH3-4 ② 1-2 2-3		x 0-0 FC1-6 ② 1-2f		S S S 0-3 K ②		3 0	1 0	0 0	0 0	0 0	1 0	3 0
Inning Stats	R: 0 H: 0 E: 0 LOB: 0 K: 2 BB: 0 S: 7 P: 7	R: 0 H: 1 E: 0 LOB: 1 K: 0 BB: 0 S: 4 P: 4	R: 4 H: 2 E: 3 LOB: 0 K: 0 BB: 2 S: 5 P: 13	R: 0 H: 2 E: 1 LOB: 3 K: 0 BB: 2 S: 4 P: 12	R: 0 H: 0 E: 0 LOB: 0 K: 1 BB: 0 S: 5 P: 5	R: 1 H: 2 E: 0 LOB: 1 K: 1 BB: 0 S: 7 P: 7	R: 0 H: 2 E: 0 LOB: 2 K: 0 BB: 0 S: 5 P: 5	R: 0 H: 0 E: 0 LOB: 1 K: 2 BB: 1 S: 7 P: 11		1B: 5 SF: 0 2B: 3 SAC: 1 3B: 1 DP: 1 HR: 0 HBP: 0						

PITCHER		IP	WLS	BF	H	R	ER	SO	BB	IBB	HBP	BLK	WP	HR	S	P	ERA	WHIP
Fernando Valenzuela, L ERA: 3.0	(1, 1)	4.0	L	20	5	4	2	2	4	0	0	0	1	0	20	36	4.50	2.250
Mike Hartley, R ERA: 4.66	(5, 1)	3.0		13	4	1	1	2	0	0	0	0	0	0	17	17	3.00	1.333
Don Aase, R ERA: 3.0	(8, 1)	1.0		4	0	0	0	2	1	0	0	0	0	0	7	11	0.00	1.000

PITCHER	IP	WLS	BF	H	R	ER	SO	BB	IBB	HBP	BLK	WP	HR	S	P	ERA	WHIP

BOTTOM

Los Angeles Dodgers @ Montreal Expos

Olympic Stadium, Montreal, QB

Wed May 09 1990, 7:05 PM EDT

Att. 13,215 - Dome - 70 F

livebaseballscorecards.com

AB	31
R	5
H	9
RBI	4
BB	5
SO	6
LOB	17

1B: 5	SF: 0	WP: 1	PA: 37
2B: 3	SAC: 1	PB: 0	
3B: 1	DP: 1	SB: 3	
HR: 0	HBP: 0	CS: 0	

Batter	1	2	3	4	5	6	7	8	9	AB	R	H	RBI	BB	SO	LOB
Juan Samuel, R (1, 8) OBP: 0.280, SLG: 0.292	x 0-0 ① L5		x 0-0 FC6-4 1B		SSS 0-3 ② K		x 0-0 ③ F9			4	0	1	0	0	1	2
Willie Randolph, R (1, 4) OBP: 0.363, SLG: 0.356	x 0-0 ② F9		x 0-0 ① FC6-4 G3 1-2f		x 0-0 ③ 5-3			x 0-0 4-3 2B		4	0	1	0	0	0	2
Kal Daniels, L (1, 7) OBP: 0.415, SLG: 0.532	x 0-0 ③ L7		x 0-0 ② G3 1-2			SSS 0-3 ① K		x 0-0 ① 4-3 2-3		4	0	0	0	0	1	2
Eddie Murray, S (1, 3) OBP: 0.370, SLG: 0.505		x 0-0 ① F9	x 0-0 ③ G3			x 0-0 4-3 1B		x 0-0 ② F8		4	0	1	0	0	0	2
Hubie Brooks, R (1, 9) OBP: 0.267, SLG: 0.447		x 0-0 HR 1B		x 0-0 ① 6-3		x 0-0 ② 4-3 1-2		x 0-0 ③ P1		4	1	1	0	0	0	2
Mike Scioscia, L (1, 2) OBP: 0.299, SLG: 0.452		x 0-0 HR 1-H		x 0-0 ② P5		x 0-0 ③ 4-3			SSS 0-3 ① K	4	1	1	2	0	1	1
Lenny Harris, L (1, 5) OBP: 0.254, SLG: 0.241		x 0-0 4-3 1B		SSS 0-3 ③ K			x 0-0 ① 4-3		x 0-0 ② 1-3	4	0	1	0	0	1	0
Alfredo Griffin, S (1, 6) OBP: 0.352, SLG: 0.378		x 0-0 ② 4-3 1-2			x 0-0 ① G3		x 0-0 ② F7		x 0-0 ③ 6-3	4	0	0	0	0	0	1
Ramon Martinez, R (1, 1) OBP: 0.100, SLG: 0.100 Brian Traxler, L (5, PH) OBP: 0.125, SLG: 0.250 Tim Crews, R (5, 1) Chris Gwynn, L (7, PH) OBP: 0.250, SLG: 0.300 Ray Searage, L (7, 1) Mike Munoz, L (8, 1)		SSS 0-3 ③ K			x 0-0 2B		x 0-0 1B			1 1 0 1 0 0	0 0 0 0 0 0	0 1 0 1 0 0	0 0 0 0 0 0	0 0 0 0 0 0	1 0 0 0 0 0	1 0 0 0 0 0
Inning Stats	R: 0 E: 0 K: 0 S: 3 H: 0 LOB: 0 BB: 0 P: 3	R: 2 E: 0 K: 1 S: 8 H: 3 LOB: 1 BB: 0 P: 8	R: 0 E: 0 K: 0 S: 4 H: 1 LOB: 1 BB: 0 P: 4	R: 0 E: 0 K: 1 S: 5 H: 0 LOB: 0 BB: 0 P: 5	R: 0 E: 0 K: 1 S: 6 H: 1 LOB: 1 BB: 0 P: 6	R: 0 E: 0 K: 1 S: 6 H: 1 LOB: 1 BB: 0 P: 6	R: 0 E: 0 K: 0 S: 4 H: 1 LOB: 1 BB: 0 P: 4	R: 0 E: 0 K: 0 S: 4 H: 1 LOB: 1 BB: 0 P: 4	R: 0 E: 0 K: 1 S: 5 H: 0 LOB: 0 BB: 0 P: 5	1B: 5 2B: 2 3B: 0 HR: 1 SF: 0 SAC: 0 DP: 0 HBP: 0						

PITCHER	IP	WLS	BF	H	R	ER	SO	BB	IBB	HBP	BLK	WP	HR	S	P	ERA	WHIP
Dennis Martinez, R (1, 1) ERA: 2.42	9.0	W	35	8	2	2	5	0	0	0	0	0	1	45	45	2.00	0.889

PITCHER	IP	WLS	BF	H	R	ER	SO	BB	IBB	HBP	BLK	WP	HR	S	P	ERA	WHIP

TOP

Los Angeles Dodgers @ Montreal Expos

Olympic Stadium, Montreal, QB

Thu May 10 1990, 3:33 AM EDT

Att. 9,157 - Dome

livebaseballscorecards.com

AB	35
R	2
H	8
RBI	2
BB	0
SO	5
LOB	13

Los Angeles Dodgers @ Montreal Expos

Olympic Stadium, Montreal, QB

Thu May 10 1990, 3:33 AM EDT

Att. 9,157 - Dome

BOTTOM

livebaseballscorecards.com

Batter	1	2	3	4	5	6	7	8	9	AB	R	H	RBI	BB	SO	LOB
Delino DeShields, L (1, 4) OBP: 0.447, SLG: 0.475	F7		1B BB	2B BB		3B 2B		1B		3	3	2	0	2	0	0
Dave Martinez, L (1, 8) OBP: 0.276, SLG: 0.310	F8		S 1B 1B	1-H 2-H 2B		P6		L4		5	1	2	2	0	0	2
Tim Raines, S (1, 7) OBP: 0.350, SLG: 0.323	E4 1B		4-3 S 1B 1B 1-H 3-H	K		2-H 3B		L7		5	1	2	3	0	1	2
Andres Galarraga, R (1, 3) OBP: 0.325, SLG: 0.366	1-2 1B		4-3 1-3		K	F7		4-3		5	0	1	0	0	1	3
Tim Wallach, R (1, 5) OBP: 0.317, SLG: 0.470	K		CS 3-H 1B		K		WP SF7 2B			4	1	2	1	0	2	2
Larry Walker, L (1, 9) OBP: 0.372, SLG: 0.493		K	CS 1-2	1B SH1-3 BB	2B		WP 2-3 1B			3	1	2	0	1	1	0
Nelson Santovenia, R (1, 2) OBP: 0.208, SLG: 0.246		K		SH1-3 1-3 2B 1B	BB		SF7 3-H			2	1	1	1	1	1	0
Spike Owen, S (1, 6) OBP: 0.375, SLG: 0.457		K		SH1-3 1-2 3-H	K		K 1-2			3	0	0	1	0	3	3
Dennis Martinez, R (1, 1) OBP: 0.176, SLG: 0.176			K	K		3-1	K			4	0	0	0	0	3	2
Inning Stats	R: 0 E: 1 K: 1 S: 7 H: 1 LOB: 2 BB: 0 P: 7		R: 0 E: 0 K: 3 S: 9 H: 0 LOB: 0 BB: 0 P: 9	R: 3 E: 0 K: 1 S: 7 H: 3 LOB: 0 BB: 1 P: 11	R: 3 E: 0 K: 2 S: 9 H: 2 LOB: 1 BB: 2 P: 17	R: 0 E: 0 K: 3 S: 10 H: 1 LOB: 2 BB: 1 P: 14	R: 1 E: 0 K: 0 S: 5 H: 2 LOB: 1 BB: 0 P: 5	R: 1 E: 0 K: 2 S: 9 H: 2 LOB: 1 BB: 0 P: 9	R: 0 E: 0 K: 0 S: 4 H: 1 LOB: 1 BB: 0 P: 4								

	AB	
	R	8
	H	12
	RBI	8
	BB	4
	SO	12
	LOB	14

1B: 7 SF: 1
2B: 4 SAC: 1
3B: 1 DP: 0
HR: 0 HBP: 0

WP: 2 PA: 41
PB: 0
SB: 2
CS: 1

PITCHER		IP	WLS	BF	H	R	ER	SO	BB	IBB	HBP	BLK	WP	HR	S	P	ERA	WHIP
Ramon Martinez, R ERA: 4.63	(1, 1)	4.0	L	21	6	6	6	7	3	0	0	0	0	0	32	44	13.50	2.250
Tim Crews, R ERA: 4.5	(5, 1)	2.0		10	3	1	1	3	1	0	0	0	0	0	15	19	4.50	2.000
Ray Searage, L ERA: 4.66	(7, 1)	1.0		5	2	1	1	2	0	0	0	0	2	0	9	9	9.00	2.000
Mike Munoz, L ERA: 3.38	(8, 1)	1.0		4	1	0	0	0	0	0	0	0	0	0	4	4	0.00	1.000

PITCHER		IP	WLS	BF	H	R	ER	SO	BB	IBB	HBP	BLK	WP	HR	S	P	ERA	WHIP

Batter	1	2	3	4	5	6	7	8	9	AB	R	H	RBI	BB	SO	LOB
Delino DeShields, L (1, 4) OBP: 0.445, SLG: 0.467	B X 1-0 1B G3 E 1B	C B B F B F F B 4-2 CS BB			B F X 1-1 ① G4-3		B S S S 1-3 ② K		B S C B F B F X 3-2 ② F7	4	1	1	0	1	1	0
Dave Martinez, L (1, 8) OBP: 0.242, SLG: 0.273 Marquis Grissom, R (9, PH) OBP: 0.287, SLG: 0.311	C 1 SAFE 1 SAFE B 1 S SAFE 1 SAFE 1 SAFE B 2-2 ① 1 SAFE X G3 1-2	B 1-0 ③ CS 1-2	B X 1-0 ① G3		C X 0-1 ② P6		C B X 1-1 ③ F7	X	0-0 ③ F7	4 1	0 0	0 0	0 0	0 0	0 0	1 0
Tim Raines, S (1, 7) OBP: 0.364, SLG: 0.327	C B B X 2-1 E 1B 2-3		B F H 2-1 HBP		B F F X 1-2 ③ G4-3			B B C B B 4-1 PB 1B BB		2	1	1	0	1	0	0
Andres Galarraga, R (1, 3) OBP: 0.322, SLG: 0.362	X 0-0 E3 S 2-H 3-H		1 SAFE F 1 SAFE F S 0-3 ② K			B F X 1-1 ① G5-3		1 SAFE S S X 0-2 P2-4 1-2 1B		4	0	1	1	0	1	1
Tim Wallach, R (1, 5) OBP: 0.323, SLG: 0.466	B 1 SAFE C S B 1 SAFE F F B 4-2 B 1-2 BB		1 SAFE X 0-0 ③ F8			B S X 1-1 1B 1B		B X 1-0 ① ② P2-4 1-2f		3	0	1	0	1	0	3
Larry Walker, L (1, 9) OBP: 0.378, SLG: 0.486	F C S 0-3 ② K			F X 0-1 ① G1-3		B F 1 SAFE X 1-1 1-2 1B		I I I 4-0 PB IBB		3	0	1	0	1	1	2
Nelson Santovenia, R (1, 2) OBP: 0.211, SLG: 0.235	F B F F F F B S 2-3 ③ K			S F S 0-3 ② K		B S F S X 1-2 ② L7		F B B S B F F F 4-2 F F B 1-2 2-3 BB		3	0	0	0	1	2	4
Spike Owen, S (1, 6) OBP: 0.370, SLG: 0.479		B X 1-0 ① P5		C F B X 1-2 HR		B B B C F X 3-2 ③ L8		C B B B B F F S 3-3 ③ K		4	1	1	1	0	1	5
Mark Gardner, R (1, 1) OBP: 0.100, SLG: 0.200 Wallace Johnson, S (7, PH) OBP: 0.267, SLG: 0.286 Drew Hall, L (7, 1) Junior Noboa, R (9, PH) OBP: 0.304, SLG: 0.273		B X 1-0 ② F9		C B S F F C 1-3 ③ K			F C X 0-2 ① G5-3		B B C X 2-1 ① G6-3	2 1 0 1	0 0 0 0	0 0 0 0	0 0 0 0	1 0 0 0	0 0 0 0	0 0 0 0
Inning Stats	R: 2 E: 1 K: 2 S: 19 H: 2 LOB: 2 BB: 1 P: 30	R: 0 E: 0 K: 0 S: 6 H: 0 LOB: 0 BB: 1 P: 13	R: 0 E: 0 K: 1 S: 6 H: 0 LOB: 1 BB: 0 P: 9	R: 1 E: 0 K: 2 S: 13 H: 1 LOB: 0 BB: 0 P: 15	R: 0 E: 0 K: 0 S: 7 H: 0 LOB: 0 BB: 0 P: 9	R: 0 E: 0 K: 0 S: 12 H: 2 LOB: 2 BB: 0 P: 19	R: 0 E: 0 K: 1 S: 8 H: 0 LOB: 0 BB: 0 P: 10	R: 0 E: 0 K: 1 S: 18 H: 1 LOB: 3 BB: 3 P: 34	R: 0 E: 0 K: 0 S: 8 H: 0 LOB: 0 BB: 0 P: 13	1B: 5 2B: 1 3B: 0 HR: 1 SF: 0 SAC: 0 DP: 1 HBP: 1						

PITCHER		IP	WLS	BF	H	R	ER	SO	BB	IBB	HBP	BLK	WP	HR	S	P	ERA	WHIP
Ed Whitson, R ERA: 2.06	(1, 1)	7.0		29	5	3	2	6	2	0	1	0	0	1	71	105	2.57	1.000
Greg Harris, R ERA: 1.61	(8, 1)	0.2		5	1	0	0	0	2	1	0	0	0	0	13	26	0.00	4.500
Craig Lefferts, L ERA: 2.84	(8, 1)	1.1	W	4	0	0	0	1	0	0	0	0	0	0	13	21	0.00	0.000

PITCHER	IP	WLS	BF	H	R	ER	SO	BB	IBB	HBP	BLK	WP	HR	S	P	ERA	WHIP

TOP

Montreal Expos @ San Diego Padres

Jack Murphy Stadium, San Diego, CA

Fri May 11 1990, 10:05 PM EDT

Att. 31,080 - Unknown - 70 F

livebaseballscorecards.com

AB	32
R	3
H	6
RBI	2
BB	5
SO	7
LOB	16

WP: 0	PA: 39
PB: 1	
SB: 1	
CS: 1	

Montreal Expos @ San Diego Padres

Jack Murphy Stadium, San Diego, CA

Fri May 11 1990, 10:05 PM EDT

Att. 31,080 - Unknown - 70 F

livebaseballscorecards.com

BOTTOM

Batter	1	2	3	4	5	6	7	8	9	AB	R	H	RBI	BB	SO	LOB
Bip Roberts, S (1, 7) OBP: 0.330, SLG: 0.471	G4-3	K			4-0 G3 1B BB		1-2 G3	1-3 K		4	0	0	0	1	2	0
Tony Gwynn, L (1, 9) OBP: 0.350, SLG: 0.441	0-1 1B 1B	F8			1 SAFE 0-0 G3 1-2		3-2 WP 1B			4	1	3	0	0	0	0
Roberto Alomar, S (1, 4) OBP: 0.408, SLG: 0.469	B 1 SAFE P 1 SAFE B C F F X 3-2 1B 1B 1-2		2-3 K		B B F F C F S 3-1 G3 1-2 2-3		1 SAFE B 1 SAFE 1 SAFE X 1-0 WP 1-2			4	1	2	0	0	1	2
Joe Carter, R (1, 3) OBP: 0.295, SLG: 0.409	B B C B 2 SAFE X 3-1 1B SF9 1-3 2-H		C X 0-1 F8		C X 0-1 B1-3		C B B I 4-1 1-2 2-3 IBB			3	1	1	1	1	0	2
Fred Lynn, L (1, 8) OBP: 0.303, SLG: 0.382	3 SAFE F B B X 2-1 1B 1-3 3-H		B C B B X 3-1 F9			C B S C 1-3 K	B F S X 1-2 F7			3	0	1	1	0	1	0
Shawn Abner, R (7, PH) OBP: 0.294, SLG: 0.294										1	0	0	0	0	0	3
Greg Harris, R (8, 1)										0	0	0	0	0	0	0
Craig Lefferts, L (8, 1)										0	0	0	0	0	0	0
Benito Santiago, R (1, 2) OBP: 0.396, SLG: 0.596	B F B X 2-1 SF9 3-H			X 0-0 F9		B B F X 2-1 F8		B B B C X 3-1 SH5-4 HR 1B		3	1	1	1	0	0	0
Mike Pagliarulo, L (1, 5) OBP: 0.410, SLG: 0.433	F X 0-1 1-3 1B			B B C C S 2-3 K		B B B B 4-0 BB		1 SAFE B 1 SAFE X 1-0 SH5-4 1-2		2	0	1	0	1	1	0
Garry Templeton, S (1, 6) OBP: 0.278, SLG: 0.398	B S C F X 1-2 F8			F B B B X 3-1 G4-3		F F B 1 SAFE C 1-3 K		X 0-0 2-H HR		4	1	1	2	0	1	3
Ed Whitson, R (1, 1) OBP: 0.143, SLG: 0.357		C B C S 1-3 K			X 0-0 G4-3		X 0-0 P3	B X 1-0 F8		2	0	0	0	0	1	0
Jerald Clark, R (7, PH) OBP: 0.154, SLG: 0.083										1	0	0	0	0	0	0
Darrin Jackson, R (8, 8) OBP: 0.250, SLG: 0.407										1	0	0	0	0	0	0
Inning Stats	R: 3 H: 5 E: 0 LOB: 2 K: 0 BB: 0 S: 21 P: 32	R: 0 H: 0 E: 0 LOB: 0 K: 2 BB: 0 S: 8 P: 11	R: 0 H: 0 E: 0 LOB: 0 K: 1 BB: 0 S: 8 P: 13	R: 0 H: 0 E: 0 LOB: 0 K: 1 BB: 0 S: 6 P: 11	R: 0 H: 1 E: 0 LOB: 2 K: 0 BB: 1 S: 6 P: 13	R: 0 H: 0 E: 0 LOB: 1 K: 2 BB: 1 S: 8 P: 16	R: 0 H: 2 E: 0 LOB: 3 K: 0 BB: 1 S: 12 P: 22	R: 2 H: 2 E: 0 LOB: 0 K: 1 BB: 0 S: 8 P: 14		1B: 9 SF: 1 2B: 0 SAC: 1 3B: 0 DP: 0 HR: 1 HBP: 0						

PITCHER		IP	WLS	BF	H	R	ER	SO	BB	IBB	HBP	BLK	WP	HR	S	P	ERA	WHIP
Mark Gardner, R	(1, 1)	6.0		26	6	3	3	6	2	0	0	0	0	0	57	96	4.50	1.333
ERA: 1.89																		
Drew Hall, L	(7, 1)	2.0	L	11	4	2	2	1	0	1	0	0	1	1	20	36	9.00	2.000
ERA: 3.8																		

PITCHER	IP	WLS	BF	H	R	ER	SO	BB	IBB	HBP	BLK	WP	HR	S	P	ERA	WHIP

AB	32
R	5
H	10
RBI	5
BB	3
SO	7
LOB	10

WP: 1 PA: 37
PB: 0
SB: 0
CS: 0

Batter	1	2	3	4	5	6	7	8	9	AB	R	H	RBI	BB	SO	LOB
Delino DeShields, L (1, 4) OBP: 0.439, SLG: 0.486	F7		G6-3			K			HR	4	1	1	1	0	1	0
Marquis Grissom, R (1, 8) OBP: 0.294, SLG: 0.318	G1-3			G6-4-3 1B			G6-3		G4-3 1B	4	0	2	0	0	0	0
Tim Raines, S (1, 7) OBP: 0.352, SLG: 0.314	G6-3			F7			G6-3		G4-3 1-2f	4	0	0	0	0	0	2
Andres Galarraga, R (1, 3) OBP: 0.331, SLG: 0.398		G6-3 1B		G6-4-3 1-2f			HR			3	1	2	1	0	0	1
Tim Wallach, R (1, 5) OBP: 0.315, SLG: 0.455		G6-3 1-2			F9		K			3	0	0	0	0	1	1
Larry Walker, L (1, 9) OBP: 0.376, SLG: 0.479		K			G3-1			G5-4-3 1B		3	0	1	0	0	1	1
Nelson Santovenia, R (1, 2) OBP: 0.203, SLG: 0.225		P3			P6			G5-4-3 1-2f		3	0	0	0	0	0	2
Spike Owen, S (1, 6) Bill Sampen, R (8, 1) Steve Frey, R (8, 1)			F8			P6		K		3 0 0	0 0 0	0 0 0	0 0 0	0 0 0	1 0 0	0 0 0
Zane Smith, L (1, 1) OBP: 0.214, SLG: 0.429 Dave Schmidt, R (6, 1) Junior Noboa, R (8, 6) OBP: 0.292, SLG: 0.261			F7			K			G4-3	2 0 1	0 0 0	0 0 0	0 0 0	0 0 0	1 0 0	0 0 0
Inning Stats	R: 0 E: 0 K: 0 S: 7 H: 0 LOB: 0 BB: 0 P: 10	R: 0 E: 0 K: 1 S: 13 H: 1 LOB: 1 BB: 0 P: 21	R: 0 E: 0 K: 0 S: 4 H: 0 LOB: 0 BB: 0 P: 7	R: 0 E: 0 K: 0 S: 4 H: 1 LOB: 0 BB: 0 P: 5	R: 0 E: 0 K: 0 S: 9 H: 0 LOB: 0 BB: 0 P: 13	R: 0 E: 0 K: 2 S: 7 H: 0 LOB: 0 BB: 0 P: 12	R: 1 E: 0 K: 1 S: 13 H: 1 LOB: 0 BB: 0 P: 18	R: 0 E: 0 K: 1 S: 10 H: 1 LOB: 0 BB: 0 P: 15	R: 1 E: 0 K: 0 S: 6 H: 2 LOB: 0 BB: 0 P: 10	1B: 4 2B: 0 3B: 0 HR: 2	SF: 0 SAC: 0 DP: 3 HBP: 0					

PITCHER		IP	W/L/S	BF	H	R	ER	SO	BB	IBB	HBP	BLK	WP	HR	S	P	ERA	WHIP
Bruce Hurst, L ERA: 3.38	(1, 1)	9.0	W	30	6	2	2	5	0	0	0	0	0	2	73	111	2.00	0.667

PITCHER		IP	W/L/S	BF	H	R	ER	SO	BB	IBB	HBP	BLK	WP	HR	S	P	ERA	WHIP

TOP

Montreal Expos @ San Diego Padres

Jack Murphy Stadium, San Diego, CA

Sat May 12 1990, 10:05 PM EDT

Att. 24,493 - Unknown - 65 F

livebaseballscorecards.com

AB	30
R	2
H	6
RBI	2
BB	0
SO	5
LOB	7

Montreal Expos @ San Diego Padres

Jack Murphy Stadium, San Diego, CA

Sat May 12 1990, 10:05 PM EDT

Att. 24,493 - Unknown - 65 F

livebaseballscorecards.com

BOTTOM

Batter	1	2	3	4	5	6	7	8	9	AB	R	H	RBI	BB	SO	LOB
Bip Roberts, S (1, 7) OBP: 0.336, SLG: 0.472	0-1 BB, 1B, 1B		2-2 G1-6-3, 1B, 1B		0-1 FC6-4, S, 1-2f ②		0-0 F8 ②			4	1	2	0	0	0	1
Tony Gwynn, L (1, 9) OBP: 0.354, SLG: 0.438	4-0 FC5, 1B, 1-2, BB		0-1 G1-6-3, 1-2, 1B		2-1 F7, 1-2 ③		3-1 F8 ③			3	0	1	0	1	0	1
Roberto Alomar, S (1, 4) OBP: 0.411, SLG: 0.479	2-2 BB, FC5, G1-2-3, 1-2, 2-H, 1B		1-0 G1-6-3 ①②, 1-2f, 2-3			0-0 1B, 2B		1-3 K ①		4	1	2	1	0	1	2
Joe Carter, R (1, 3) OBP: 0.302, SLG: 0.412	1-1 FC5, BB, 1-2, 2-3f ①		1-0 G5-3 ③			0-0 S, 1B, E, 2-H, 1B		1-1 1B, 1B, 1B		4	2	2	1	0	0	3
Benito Santiago, R (1, 2) OBP: 0.400, SLG: 0.588	4-1 1-2, 2-3, BB			0-0 G4-3 ①		1-0 F8 ①		1-0 1B, 1-2, 1B		3	0	1	0	1	0	1
Darrin Jackson, R (1, 8) OBP: 0.250, SLG: 0.387	0-2 G1-2-3, 3-Hf ②③			3-2 P3 ②		1-2 S, 1B, 1-2, 1B		2-2 F8 ②		4	1	1	0	0	0	5
Mike Pagliarulo, L (1, 5) OBP: 0.419, SLG: 0.441		0-1 G3 ①		1-0 F8 ③		2-2 G6-4-3, 1-H, 2-H, 1B		0-0 1-3, 2-H, 1B		4	0	2	2	0	0	0
Garry Templeton, S (1, 6) OBP: 0.267, SLG: 0.381		1-2 G5-3 ②			0-1 G6-3 ①	1-0 G6-4-3 ②③, 1-2f		0-0 L9 ③		4	0	0	0	0	0	3
Bruce Hurst, L (1, 1) OBP: 0.200, SLG: 0.077		0-3 K ③			4-1 FC6-4, BB		0-3 K ①			2	0	0	0	1	2	0
Inning Stats	R: 1 E: 0 K: 0 S: 15 H: 2 LOB: 2 BB: 2 P: 26	R: 0 E: 0 K: 1 S: 8 H: 0 LOB: 0 BB: 0 P: 9	R: 0 E: 0 K: 0 S: 7 H: 2 LOB: 1 BB: 0 P: 11	R: 0 E: 0 K: 0 S: 7 H: 0 LOB: 0 BB: 0 P: 11	R: 0 E: 0 K: 0 S: 7 H: 0 LOB: 1 BB: 1 P: 13	R: 3 E: 0 K: 0 S: 13 H: 4 LOB: 0 BB: 0 P: 18	R: 0 E: 0 K: 1 S: 6 H: 0 LOB: 0 BB: 0 P: 9	R: 1 E: 0 K: 1 S: 12 H: 3 LOB: 2 BB: 0 P: 17		1B: 10 2B: 1 3B: 0 HR: 0 SF: 0 SAC: 0 DP: 3 HBP: 0						

	AB	32
	R	5
	H	11
	RBI	4
	BB	3
	SO	3
	LOB	16

WP: 0 PB: 0 SB: 4 CS: 0 PA: 35

PITCHER		IP	WLS	BF	H	R	ER	SO	BB	IBB	HBP	BLK	WP	HR	S	P	ERA	WHIP
Zane Smith, L ERA: 3.35	(1, 1)	5.1	L	25	8	4	3	1	3	0	0	0	0	0	56	86	5.06	2.062
Dave Schmidt, R ERA: 1.23	(6, 1)	1.2		4	0	0	0	1	0	0	0	0	0	0	7	11	0.00	0.000
Bill Sampen, R ERA: 1.13	(8, 1)	0.2		4	2	1	1	1	0	0	0	0	0	0	10	15	13.50	3.000
Steve Frey, L ERA: 2.57	(8, 1)	0.1		2	1	0	0	0	0	0	0	0	0	0	2	2	0.00	3.000

PITCHER	IP	WLS	BF	H	R	ER	SO	BB	IBB	HBP	BLK	WP	HR	S	P	ERA	WHIP

Batter	1	2	3	4	5	6	7	8	9	AB	R	H	RBI	BB	SO	LOB
Delino DeShields, L (1, 4) OBP: 0.420, SLG: 0.461	C B F X 1-2 F8 ①	B C B C S 2-3 K ③	B C B F S 2-3 K ③		F B X 1-1 L7 ①		B B F B C X 3-2 G6-4-3 ②③ 1-2f		C B B X 2-1 L6 ①	6	0	0	0	0	2	4
Marquis Grissom, R (1, 8) OBP: 0.304, SLG: 0.322	B B X 2-0 1B HR 1B		B B X 2-0 E6 S BB HR	C B B X 2-1 F7 ①	C B B S B X 3-2 F8 ②			B B B C X 3-1 L5-3 1B	B B S B F F B 4-2 BB BB	5	2	2	0	1	0	0
Tim Raines, S (1, 7) OBP: 0.359, SLG: 0.312	1 SAFE F 1 SAFE X 0-1 1-2 HR 1B		B S B B 1 SAFE F F R 1 SAFE B 4-2 1-2 S HR BB	F B B F B B 4-2 1B 1B BB	S X 0-1 F8 ③			B F S T F X 1-2 L5-3 ①② 1-2	B S F X 1-2 F7 ②	4	3	1	0	2	0	2
Andres Galarraga, R (1, 3) OBP: 0.328, SLG: 0.393 Mike Aldrete, L (6, 3) OBP: 0.538, SLG: 0.368	F S S 0-3 K ②		B S S B B S 2-3 K ①	B B X 2-0 1B 1-2 HR 1B		B C F C 1-3 K ①		S B S B X 2-2 E4 2B	B B B C C B 4-2 FC6-4 1-2 BB	4 1	1 1	1 0	0 0	0 1	3 0	4 0
Tim Wallach, R (1, 5) OBP: 0.331, SLG: 0.520 Junior Noboa, R (9, 5) OBP: 0.292, SLG: 0.261	B X 1-0 1-H 2-H HR		B B F B X 3-1 1-H 2-H HR	C X 0-1 1-2 2-H HR 1B		C C B B S 2-3 K ②		F B F B X 2-2 1-H 1B 2B	X 0-0 1-2f FC6-4 ③	6 0	4 0	4 0	8 0	0 0	1 0	2 0
Larry Walker, L (1, 9) OBP: 0.389, SLG: 0.519	B F X 1-1 G6-3 ③		X 0-0 S 1B 1B	B X 1-0 1-H 2-H HR		X 0-0 G1-3 ③		B B B C C B 4-2 1B 1B BB		4	3	2	3	1	0	0
Mike Fitzgerald, R (1, 2) OBP: 0.444, SLG: 0.475		B X 1-0 2B	B C B C B B 4-2 SH3-4 1B 1-2 BB	B F B B B 4-1 BB			B C B C B X 3-2 1B FC4 2B	X 0-0 1B 1-2 2-H 1B		3	1	3	1	2	0	0
Spike Owen, S (1, 6) OBP: 0.360, SLG: 0.461 Tom Foley, L (6, 6) OBP: 0.375, SLG: 0.375		B F C B B F S 3-3 K ①	B C B B B C X 3-2 SH3-4 1-2 2-H 1B	B B C B F X 3-2 F9 ②			F B S F X 1-2 FC4 2-3 1B	B C F X 1-2 1-2 2-H 1B		3 2	0 0	1 2	1 1	0 0	1 0	2 0
Oil Can Boyd, R (1, 1)		C F S 0-3 K ②	C B B B X 3-1 SH3-4 ② 1-2 2-3	F B S S 1-3 K ③			S X 0-1 FC4 G6-4-3 ① 1-2f 3-H	S F B C 1-3 K ③		4	0	0	0	0	3	5

Inning Stats																						
	R: 3	H: 3	R: 0	H: 1	R: 4	H: 3	R: 4	H: 3	R: 0	H: 0	R: 0	H: 0	R: 1	H: 2	R: 3	H: 4	R: 0	H: 0	1B: 10	SF: 0	WP: 0	PA: 50
	E: 0	LOB: 0	E: 0	LOB: 1	E: 1	LOB: 2	E: 0	LOB: 1	E: 0	LOB: 0	E: 0	LOB: 0	E: 1	LOB: 0	E: 1	LOB: 2	E: 0	LOB: 2	2B: 4	SAC: 1	PB: 0	
	K: 1	BB: 0	K: 3	BB: 0	K: 2	BB: 2	K: 1	BB: 2	K: 0	BB: 0	K: 2	BB: 0	K: 0	BB: 2	K: 1	BB: 1	K: 0	BB: 2	3B: 0	DP: 2	SB: 3	
	S: 12	P: 17	S: 11	P: 17	S: 20	P: 43	S: 15	P: 32	S: 7	P: 11	S: 7	P: 10	S: 12	P: 19	S: 22	P: 36	S: 11	P: 22	HR: 3	HBP: 0	CS: 0	

PITCHER		IP	WLS	BF	H	R	ER	SO	BB	IBB	HBP	BLK	WP	HR	S	P	ERA	WHIP
Eric Show, R ERA: 7.88	(1, 1)	2.1	L	15	6	7	6	5	1	0	0	0	0	2	33	55	23.14	3.000
Calvin Schiraldi, R ERA: 5.6	(3, 1)	2.2		15	4	4	4	2	3	0	0	0	0	1	32	65	13.50	2.625
Mark Grant, R ERA: 7.11	(6, 1)	2.0		7	2	1	1	2	0	0	0	0	0	0	19	29	4.50	1.000
Pat Clements, L ERA: 3.24	(8, 1)	2.0		13	4	3	0	1	3	0	0	0	0	0	33	58	0.00	3.500

PITCHER	IP	WLS	BF	H	R	ER	SO	BB	IBB	HBP	BLK	WP	HR	S	P	ERA	WHIP

TOP

Montreal Expos @ San Diego Padres

Jack Murphy Stadium, San Diego, CA

Sun May 13 1990, 6:33 AM EDT

Att. 16,197 - Sunny - 65 F

livebaseballscorecards.com

AB	42
R	15
H	16
RBI	14
BB	7
SO	10
LOB	19

Batter	1	2	3	4	5	6	7	8	9	AB	R	H	RBI	BB	SO	LOB
Bip Roberts, S (1, 7) (7, 6) OBP: 0.350, SLG: 0.486	B B B C C B 4-2 G4-6-3 BB		B B C X 2-1 2B			B C C B X 2-2 1B G3-1 1B		X 0-0 ① F9		3	0	2	0	1	0	0
Tony Gwynn, L (1, 9) OBP: 0.351, SLG: 0.432	B C F B X 2-2 ① ② G4-6-3 1-2f		B B F F F S 2-3 ③ K			B C X 1-1 ① G3-1 1-2		C X 0-1 1B 1B		4	0	1	0	0	1	3
Roberto Alomar, S (1, 4) OBP: 0.409, SLG: 0.475 Shawn Abner, R (7, 7) OBP: 0.333, SLG: 0.333	C B C X 1-2 ③ G3			B B B C X 3-1 ① G1-3		B B B C C X 3-2 L5-3 2-3 1B		B X 1-0 G5-4-3 1-2 1B		3 1	0 0	1 1	0 0	0 0	0 0	0 0
Joe Carter, R (1, 3) OBP: 0.300, SLG: 0.407		B S X 1-1 S 1B		S F C 0-3 ② K		X 0-0 ② ③ L5-3 1-2		B C X 1-1 ② ③ G5-4-3 1-2f		4	0	1	0	0	1	4
Fred Lynn, L (1, 8) OBP: 0.300, SLG: 0.375		X 0-0 ① P6		C X 0-1 ③ F7			S S B X 1-2 1B 1B		X 0-0 ① F8	4	0	1	0	0	0	1
Benito Santiago, R (1, 2) OBP: 0.393, SLG: 0.576 Mark Parent, R (6, 2) OBP: 0.286, SLG: 0.300		B C X 1-1 ② P9 1-2			X 0-0 ① F7		X 0-0 ① F7		C X 0-1 ② F8	2 2	0 0	0 0	0 0	0 0	0 0	1 1
Mike Pagliarulo, L (1, 5) OBP: 0.404, SLG: 0.447		C S S 0-3 ③ K			B F F X 1-2 2B		B F S X 1-2 ② P6		B B C F B X 3-2 ③ F9	4	0	1	0	0	1	2
Garry Templeton, S (1, 6) OBP: 0.262, SLG: 0.374 Joey Cora, S (6, 6) OBP: 0.333, SLG: 0.238 (7, 4)			B C B F X 2-2 ① F8		X 0-0 ② P6		F B F X 1-2 1-2 1B			2 1	0 0	0 1	0 0	0 0	0 0	1 0
Eric Show, R (1, 1) OBP: 0.167, SLG: 0.333 Calvin Schiraldi, R (3, 1) Jerald Clark, R (5, PH) OBP: 0.143, SLG: 0.077 Mark Grant, R (6, 1) Phil Stephenson, L (7, PH) OBP: 0.400, SLG: 0.438 Pat Clements, R (8, 1)			S B S S S 1-3 ② K		C S B F S 1-3 ③ K		B C B F C 2-3 ③ K			0 1 1 0 0 1 0	0 0 0 0 0 0 0	0 0 0 0 0 0 0	0 0 0 0 0 0 0	0 1 0 0 0 0 0	0 0 1 0 0 1 0	0 0 1 0 0 2 0
Inning Stats	R: 0 H: 0 E: 0 LOB: 0 K: 0 BB: 1 S: 8 P: 15	R: 0 H: 1 E: 0 LOB: 1 K: 1 BB: 0 S: 8 P: 10	R: 0 H: 1 E: 0 LOB: 1 K: 2 BB: 0 S: 13 P: 20	R: 0 H: 0 E: 0 LOB: 0 K: 1 BB: 0 S: 7 P: 10	R: 0 H: 1 E: 0 LOB: 1 K: 1 BB: 0 S: 9 P: 11	R: 0 H: 2 E: 0 LOB: 1 K: 0 BB: 0 S: 9 P: 15	R: 0 H: 2 E: 0 LOB: 2 K: 1 BB: 0 S: 13 P: 18	R: 0 H: 2 E: 0 LOB: 1 K: 0 BB: 0 S: 6 P: 8	R: 0 H: 0 E: 0 LOB: 0 K: 0 BB: 0 S: 6 P: 9	1B: 7 2B: 3 3B: 0 HR: 0	SF: 0 SAC: 0 DP: 3 HBP: 0					

PITCHER		IP	WLS	BF	H	R	ER	SO	BB	IBB	HBP	BLK	WP	HR	S	P	ERA	WHIP
Oil Can Boyd, R ERA: 4.42	(1, 1)	9.0	W	34	9	0	0	6	1	0	0	0	0	0	79	116	0.00	1.111

PITCHER	IP	WLS	BF	H	R	ER	SO	BB	IBB	HBP	BLK	WP	HR	S	P	ERA	WHIP

BOTTOM

Montreal Expos @ San Diego Padres

Jack Murphy Stadium, San Diego, CA

Sun May 13 1990, 6:33 AM EDT

Att. 16,197 - Sunny - 65 F

livebaseballscorecards.com

AB	33
R	0
H	9
RBI	0
BB	1
SO	6
LOB	16

WP: 0 PA: 34
PB: 0
SB: 1
CS: 0

Batter	1	2	3	4	5	6	7	8	9	AB	R	H	RBI	BB	SO	LOB
Delino DeShields, L (1, 4) OBP: 0.408, SLG: 0.445	L B B B C C 3-3 ① K		C C B B S 2-3 ② K		X 0-0 ② G1-3			B B C F B X 3-2 ② G3		4	0	0	0	0	2	0
Marquis Grissom, R (1, 8) OBP: 0.295, SLG: 0.311	B B C X 2-1 ② G6-3		C B B S X 2-2 E5		C B F F X 1-2 ③ G5-3			C B F B X 2-2 E5 1B		4	1	0	0	0	0	0
Tim Raines, S (1, 7) OBP: 0.363, SLG: 0.319	C B B B X 3-1 1B		C B B S C 2-3 ③ K			C B X 2-1 ① G6-3		B B X 2-0 CS 2-H 1B		4	0	2	1	0	1	1
Andres Galarraga, R (1, 3) OBP: 0.326, SLG: 0.383	C B 1 SAFE 1 F 1 SAFE 1 SAFE X 1-2 ③ G1-3			B S B F C 2-3 ① K		B X 1-0 ② F9		S 1 SAFE B 1 SAFE 1 SAFE 1-1 ③ CS 1-2	B B B B 4-0 BB	3	0	0	0	1	1	1
Tim Wallach, R (1, 5) OBP: 0.321, SLG: 0.504		S C B B F B X 3-2 ① P4		B F X 1-1 ② F8		B B X 2-0 ③ G5-3			B B C F 1 SAFE X 2-2 ① F9	4	0	0	0	0	0	1
Larry Walker, L (1, 9) OBP: 0.383, SLG: 0.506		F B S B X 2-2 ② L4		C X 0-1 1B 1B			C B F F X 1-2 ① P6		1 SAFE S F 1 SAFE F 1 SAFE C 0-3 ② K	4	0	1	0	0	1	1
Mike Fitzgerald, R (1, 2) OBP: 0.431, SLG: 0.455		F B B X 2-1 ③ G5-3		C 1 SAFE X 0-1 1-2 1B			C X 0-1 ② G5-3		C B C 1 SAFE B X 2-2 ③ F4	4	0	1	0	0	0	1
Spike Owen, S (1, 6) OBP: 0.350, SLG: 0.448		B C C F B S 2-3 ① K		C S B F B B X 3-2 ③ G5-3			C B X 1-1 ③ P4			3	0	0	0	0	1	2
Kevin Gross, R (1, 1) OBP: 0.176, SLG: 0.412 Junior Noboa, R (8, PH) OBP: 0.280, SLG: 0.250 Dave Schmidt, R (8, 1)		X 0-0 HR	B F F B F S 2-3 ① K					C B S B F B X 3-2 ① L6		2	1	1	1	0	1	0
										1	0	0	0	0	0	0
										0	0	0	0	0	0	0
Inning Stats	R: 0 E: 0 K: 1 S: 10 H: 1 LOB: 1 BB: 0 P: 19	R: 0 E: 0 K: 0 S: 9 H: 0 LOB: 0 BB: 0 P: 16	R: 1 E: 1 K: 3 S: 14 H: 1 LOB: 1 BB: 0 P: 22	R: 0 E: 0 K: 1 S: 13 H: 2 LOB: 2 BB: 0 P: 19	R: 0 E: 0 K: 1 S: 9 H: 0 LOB: 0 BB: 0 P: 12	R: 0 E: 0 K: 0 S: 4 H: 0 LOB: 0 BB: 0 P: 9	R: 0 E: 0 K: 0 S: 8 H: 0 LOB: 0 BB: 0 P: 10	R: 1 E: 1 K: 0 S: 12 H: 1 LOB: 0 BB: 0 P: 23	R: 0 E: 0 K: 1 S: 10 H: 0 LOB: 1 BB: 1 P: 18	1B: 4 2B: 0 3B: 0 HR: 1 SF: 0 SAC: 0 DP: 0 HBP: 0						

TOP

Montreal Expos @ Los Angeles Dodgers

Dodger Stadium, Los Angeles, CA

Mon May 14 1990, 7:05 PM PDT

Att. 28,758 - Unknown

livebaseballscorecards.com

AB	33
R	2
H	5
RBI	2
BB	1
SO	7
LOB	7

WP: 0 PB: 0 SB: 0 CS: 1 PA: 35

PITCHER	IP	WLS	BF	H	R	ER	SO	BB	IBB	HBP	BLK	WP	HR	S	P	ERA	WHIP
Fernando Valenzuela, L (1, 1) ERA: 2.68	8.0	W	31	5	2	1	6	1	0	0	0	0	1	79	134	1.12	0.750
Don Aase, R (9, 1) ERA: 2.57	1.0	S	3	0	0	0	1	0	0	0	0	0	0	10	14	0.00	0.000

PITCHER	IP	WLS	BF	H	R	ER	SO	BB	IBB	HBP	BLK	WP	HR	S	P	ERA	WHIP

Batter	1	2	3	4	5	6	7	8	9	AB	R	H	RBI	BB	SO	LOB
Juan Samuel, R (1, 8) OBP: 0.275, SLG: 0.294	B C X 1-1 G6-3 ①		S C X 0-2 S 2B 1B	B C F S 1-3 K ①		X 0-0 F8 ②				4	1	1	0	0	1	3
Lenny Harris, L (1, 4) OBP: 0.282, SLG: 0.288	B X 1-0 F9 S 1B		B C X 1-1 1B SF7 1-H 2B	B X 1-0 L9-3-2 ②③ 3-H		F B C S 1-3 K ③				4	1	2	1	0	1	3
Kal Daniels, L (1, 7) OBP: 0.387, SLG: 0.484	B F 1 SAFE 1 SAFE B F F F B 3-2 F9 ② 1-3		B B C S B C 3-3 K ①		B C X 1-1 G4-3 ①		X 0-0 G3 ①			4	0	0	0	0	1	2
Eddie Murray, S (1, 3) OBP: 0.375, SLG: 0.491	B B B C B 4-1 BB		B C X 1-1 BB 2-3 1B		B B B 4-0 S BB		X 0-0 P6 ②			2	0	1	0	2	0	0
Hubie Brooks, R (1, 9) OBP: 0.248, SLG: 0.405	B X 1-0 P3 ③		B C B F F B B 4-2 BB 1-2		B C S B 1 SAFE B X 3-2 L4 ② 1-2		C B B B X 3-1 F9 ③			3	0	0	0	1	0	3
Mike Scioscia, L (1, 2) OBP: 0.308, SLG: 0.459		B C C B X 2-2 P2 ①	B B C F F F X 2-2 SF7 ② 3-H		I I I 2 SAFE 4-0 IBB			B X 1-0 G4-3 ①		2	0	0	1	1	0	0
Mike Sharperson, R (1, 5) OBP: 0.400, SLG: 0.367		X 0-0 G6-3 ②	B F C B X 2-2 F9 ③		C B S B B S 3-3 K ③			B B X 2-0 F8 ②		4	0	0	0	0	1	4
Alfredo Griffin, S (1, 6) OBP: 0.345, SLG: 0.367		C F F X 0-2 P6 ③		X 0-0 1B L9-3-2 1B		X 0-0 SH1-4 1B		C S B S 1-3 K ③		4	0	2	0	0	1	0
Fernando Valenzuela, L (1, 1) OBP: 0.385, SLG: 0.583 Don Aase, R (9, 1)			X 0-0 HR	B X 1-0 1-3 1B		1 SAFE 1 SAFE L 1 SAFE X 0-1 SH1-4 ① 1-2				2	1	2	1	0	0	0
										0	0	0	0	0	0	0
Inning Stats	R: 0 E: 0 K: 0 S: 10 H: 1 LOB: 2 BB: 1 P: 20	R: 0 E: 0 K: 0 S: 8 H: 0 LOB: 0 BB: 0 P: 10	R: 3 E: 0 K: 1 S: 23 H: 4 LOB: 2 BB: 1 P: 36	R: 0 E: 0 K: 1 S: 6 H: 2 LOB: 1 BB: 0 P: 9	R: 0 E: 0 K: 1 S: 8 H: 0 LOB: 2 BB: 2 P: 23	R: 0 E: 0 K: 1 S: 7 H: 1 LOB: 1 BB: 0 P: 8	R: 0 E: 0 K: 0 S: 4 H: 0 LOB: 0 BB: 0 P: 7	R: 0 E: 0 K: 1 S: 5 H: 0 LOB: 0 BB: 0 P: 9		1B: 6 2B: 2 3B: 0 HR: 1	SF: 1 SAC: 1 DP: 1 HBP: 0					

PITCHER	IP	WLS	BF	H	R	ER	SO	BB	IBB	HBP	BLK	WP	HR	S	P	ERA	WHIP
Kevin Gross, R (1, 1) ERA: 3.47	7.0	L	32	8	3	3	4	3	1	0	0	0	1	66	113	3.86	1.571
Dave Schmidt, R (8, 1) ERA: 1.08	1.0		3	0	0	0	1	0	0	0	0	0	0	5	9	0.00	0.000

PITCHER	IP	WLS	BF	H	R	ER	SO	BB	IBB	HBP	BLK	WP	HR	S	P	ERA	WHIP

BOTTOM

Montreal Expos @ Los Angeles Dodgers

Dodger Stadium, Los Angeles, CA

Mon May 14 1990, 7:05 PM PDT

Att. 28,758 - Unknown

livebaseballscorecards.com

AB	29
R	3
H	8
RBI	3
BB	4
SO	5
LOB	15

WP: 0	PB: 0	SB: 3	CS: 0
PA: 35			

Batter	1	2	3	4	5	6	7	8	9	AB	R	H	RBI	BB	SO	LOB
Delino DeShields, L (1, 4) OBP: 0.411, SLG: 0.451	6-3		BB			2B		5-3		3	1	1	0	1	0	0
Dave Martinez, L (1, 8) OBP: 0.250, SLG: 0.278	6-3		K			CS 2-H		WP		3	0	1	1	0	1	1
Marquis Grissom, R (8, PH) OBP: 0.300, SLG: 0.317			1-2			1B		1B		1	1	1	0	0	0	0
(8, 8)																
Tim Raines, S (1, 7) OBP: 0.374, SLG: 0.328	F8			CS		G6-3				3	0	2	0	1	0	0
				1B		1-2 1B		1-2	BB							
Andres Galarraga, R (1, 3) OBP: 0.324, SLG: 0.378		K		K		G6-3		G5-4-3		4	0	1	1	0	2	2
				1-2		1-2f		1-3 2-H	1B							
Tim Wallach, R (1, 5) OBP: 0.313, SLG: 0.489		E4		6-3			E4	G5-4-3		4	0	0	0	0	0	2
Tim Burke, R (8, 1)							1B	1-2f		0	0	0	0	0	0	0
Larry Walker, L (1, 9) OBP: 0.378, SLG: 0.494		K			6-3		S		K	4	0	1	0	0	2	1
							1-3 1B									
Jerry Goff, L (1, 2)		K			F8		K		L7	4	0	0	0	0	2	3
							1-2									
Spike Owen, S (1, 6) OBP: 0.347, SLG: 0.435			5-3		BB		K		4-3	3	0	0	0	1	1	2
Dennis Martinez, R (1, 1) OBP: 0.158, SLG: 0.158			K		K		K			2	0	0	0	0	2	1
Mike Aldrete, L (7, PH) OBP: 0.519, SLG: 0.350										1	0	0	0	0	1	2
Dave Schmidt, R (7, 1)										0	0	0	0	0	0	0
Steve Frey, R (8, 1)										0	0	0	0	0	0	0
Tom Foley, L (8, 5) OBP: 0.375, SLG: 0.375										0	0	0	0	0	0	0
Inning Stats	R: 0 E: 0 K: 0 S: 3 H: 0 LOB: 0 BB: 0 P: 3	R: 0 E: 1 K: 3 S: 10 H: 0 LOB: 1 BB: 0 P: 10	R: 0 E: 0 K: 2 S: 7 H: 0 LOB: 1 BB: 1 P: 11	R: 0 E: 0 K: 1 S: 5 H: 1 LOB: 0 BB: 0 P: 5	R: 0 E: 0 K: 1 S: 5 H: 0 LOB: 1 BB: 1 P: 9	R: 1 E: 0 K: 0 S: 4 H: 3 LOB: 0 BB: 0 P: 4	R: 0 E: 1 K: 3 S: 11 H: 1 LOB: 2 BB: 0 P: 11	R: 1 E: 0 K: 0 S: 4 H: 2 LOB: 1 BB: 1 P: 8	R: 0 E: 0 K: 1 S: 5 H: 0 LOB: 0 BB: 0 P: 5	1B: 6 2B: 2 3B: 0 HR: 0	SF: 0 SAC: 0 DP: 3 HBP: 0						

PITCHER		IP	WLS	BF	H	R	ER	SO	BB	IBB	HBP	BLK	WP	HR	S	P	ERA	WHIP
Ramon Martinez, R ERA: 4.07	(1, 1)	7.0	W	27	5	1	1	10	2	0	0	0	0	0	45	53	1.29	1.000
Mike Munoz, L ERA: 3.18	(8, 1)	0.1		1	0	0	0	0	0	0	0	0	0	0	1	1	0.00	0.000
Don Aase, R ERA: 3.21	(8, 1)	0.0		3	2	1	1	0	1	0	0	0	1	0	2	6	∞	∞
Tim Crews, R ERA: 3.97	(8, 1)	1.2	S	4	0	0	0	1	0	0	0	0	0	0	6	6	0.00	0.000

PITCHER	IP	WLS	BF	H	R	ER	SO	BB	IBB	HBP	BLK	WP	HR	S	P	ERA	WHIP

TOP

Montreal Expos @ Los Angeles Dodgers

Dodger Stadium, Los Angeles, CA

Tue May 15 1990, 7:05 PM PDT

Att. 24,308 - Unknown - 68 F

livebaseballscorecards.com

AB	32
R	2
H	7
RBI	2
BB	3
SO	11
LOB	14

WP: 1	PA: 35
PB: 0	
SB: 2	
CS: 2	

Batter	1	2	3	4	5	6	7	8	9	AB	R	H	RBI	BB	SO	LOB
Juan Samuel, R (1, 4) OBP: 0.273, SLG: 0.285	K		BB		6-3		F9	K		4	0	0	0	1	2	2
Stan Javier, S (1, 8) OBP: 0.275, SLG: 0.324	6-3		1-3		F9		4-3			4	0	0	0	0	0	1
Kal Daniels, L (1, 7) OBP: 0.391, SLG: 0.526	HR		K		L6		2B			4	1	2	1	0	1	1
Eddie Murray, S (1, 3) OBP: 0.379, SLG: 0.487	F7		F8			3B 1B	IBB			3	1	1	0	1	0	1
Hubie Brooks, R (1, 9) OBP: 0.255, SLG: 0.423		1B SF8 1B		K		1-H 3B	K			4	1	2	1	0	2	2
Don Aase, R (8, 1)										0	0	0	0	0	0	0
Tim Crews, R (8, 1)										0	0	0	0	0	0	0
Lenny Harris, L (1, 5) OBP: 0.297, SLG: 0.304		1-3 FC4 1B		1B 1B		4-3		BB SH1-3 E4		3	0	2	0	0	0	1
Mike Sharperson, R (8, PH) OBP: 0.411, SLG: 0.367 (9, 5)										0	0	0	0	1	0	0
Mike Scioscia, L (1, 2) OBP: 0.308, SLG: 0.455		3-H SF8		L8		IBB		1-2 SH1-3		1	0	0	1	1	0	1
Alfredo Griffin, S (1, 6) OBP: 0.341, SLG: 0.363		1-2f FC4		1-3 1B		F5		2-H E4		4	0	1	0	0	0	4
Ramon Martinez, R (1, 1) OBP: 0.077, SLG: 0.077		K		6-3		B2-3		IBB		3	0	0	0	0	1	5
Mike Munoz, L (8, 1)										0	0	0	0	0	0	0
Jose Gonzalez, R (8, 9) OBP: 0.333, SLG: 0.438										0	0	0	0	0	0	0
Chris Gwynn, L (8, PH) OBP: 0.273, SLG: 0.286										0	0	0	0	1	0	0
John Shelby, S (9, 9) OBP: 0.222, SLG: 0.222										0	0	0	0	0	0	0
Inning Stats	R: 1 E: 0 K: 1 S: 6 H: 1 LOB: 0 BB: 0 P: 6	R: 1 E: 0 K: 1 S: 7 H: 2 LOB: 1 BB: 0 P: 7	R: 0 E: 0 K: 1 S: 5 H: 0 LOB: 1 BB: 1 P: 9	R: 0 E: 0 K: 1 S: 7 H: 2 LOB: 2 BB: 0 P: 7	R: 0 E: 0 K: 0 S: 3 H: 0 LOB: 0 BB: 0 P: 3	R: 1 E: 0 K: 0 S: 5 H: 2 LOB: 2 BB: 1 P: 9	R: 0 E: 0 K: 1 S: 6 H: 1 LOB: 2 BB: 1 P: 10	R: 0 E: 1 K: 1 S: 5 H: 0 LOB: 2 BB: 2 P: 13		1B: 5 2B: 1 3B: 1 HR: 1 SF: 1 SAC: 1 DP: 0 HBP: 0					

PITCHER		IP	WLS	BF	H	R	ER	SO	BB	IBB	HBP	BLK	WP	HR	S	P	ERA	WHIP
Dennis Martinez, R ERA: 2.64	(1, 1)	6.0	L	27	7	3	3	4	1	1	0	0	0	1	33	41	4.50	1.333
Dave Schmidt, R ERA: 0.96	(7, 1)	1.0		5	1	0	0	1	0	1	0	0	0	0	6	10	0.00	1.000
Steve Frey, L ERA: 2.51	(8, 1)	0.1		2	0	0	0	0	1	0	0	0	0	0	1	5	0.00	3.000
Tim Burke, R ERA: 5.4	(8, 1)	0.2		3	0	0	0	1	0	1	0	0	0	0	4	8	0.00	0.000

PITCHER	IP	WLS	BF	H	R	ER	SO	BB	IBB	HBP	BLK	WP	HR	S	P	ERA	WHIP

BOTTOM

Montreal Expos @ Los Angeles Dodgers

Dodger Stadium, Los Angeles, CA

Tue May 15 1990, 7:05 PM PDT

Att. 24,308 - Unknown - 68 F

livebaseballscorecards.com

AB	30
R	3
H	8
RBI	3
BB	5
SO	6
LOB	18

Batter	1	2	3	4	5	6	7	8	9	AB	R	H	RBI	BB	SO	LOB
Delino DeShields, L (1, 4) OBP: 0.407, SLG: 0.444	B C B F B X 3-2 G6-4-3 1B		B C B C S 2-3 ③ K		X 0-0 ③ L7			B B C F B S 3-3 ② K		4	0	1	0	0	2	1
Marquis Grissom, R (1, 8) OBP: 0.299, SLG: 0.315	S 1 SAFE B 1 SAFE 1 SAFE X 1-1 ① ② G6-4-3 1-2f			C B B X 2-1 FC3-6 1B		S S C 0-3 ① K		C C B F S 1-3 ③ K		4	0	1	0	0	2	1
Tim Raines, S (1, 7) OBP: 0.364, SLG: 0.317	B S B X 2-1 ③ G3-1			B 1 SAFE B X 2-0 ① FC3-6 E 1B 1-2f		S X 0-1 ② F8			X 0-0 ① G4-3	4	1	0	0	0	0	1
Andres Galarraga, R (1, 3) OBP: 0.321, SLG: 0.369		B S X 1-1 ① L3		X 0-0 E5 E 1B 1-2		B B C B B 4-1 FC6-4 BB			B S B S F B X 3-2 ② F8	3	0	0	0	1	0	1
Tim Wallach, R (1, 5) OBP: 0.318, SLG: 0.511		C B X 1-1 ② G5-3		F X 0-1 E7 L6 1-3 2-H 1B		S F 1 SAFE B X 1-2 ③ FC6-4 1-2f			X 0-0 HR	4	1	2	2	0	0	1
Larry Walker, L (1, 9) OBP: 0.392, SLG: 0.500		C B C B X 2-2 ③ G6-3		I I I 4-0 IBB			F B F X 1-2 G6-4-3 1B		B C X 1-1 FC6-4 1B	3	0	2	0	1	0	0
Mike Fitzgerald, R (1, 2) OBP: 0.403, SLG: 0.417		X 0-0 ① G6-3	B X 1-0 ② ③ L6 2-3				B X 1-0 ① ② G6-4-3 1-2f		X 0-0 ③ FC6-4 1-2f	4	0	0	0	0	0	5
Tom Foley, L (1, 6) OBP: 0.273, SLG: 0.273			X 0-0 ② G3-1		B B C X 2-1 ① G4-3		X 0-0 ③ G6-3			3	0	0	0	0	0	0
Mark Gardner, R (1, 1) OBP: 0.167, SLG: 0.250 Wallace Johnson, S (8, PH) OBP: 0.250, SLG: 0.267 Drew Hall, L (8, 1)			B F B X 2-1 1B		B X 1-0 ② F9			X 0-0 ① G6-3		2 1 0	0 0 0	1 0 0	0 0 0	0 0 0	0 0 0	0 0 0
Inning Stats	R: 0 H: 1 E: 0 LOB: 0 K: 0 BB: 0 S: 8 P: 14	R: 0 H: 0 E: 0 LOB: 0 K: 0 BB: 0 S: 7 P: 11	R: 0 H: 1 E: 0 LOB: 0 K: 1 BB: 0 S: 7 P: 11	R: 1 H: 2 E: 2 LOB: 2 K: 0 BB: 1 S: 7 P: 16	R: 0 H: 0 E: 0 LOB: 0 K: 0 BB: 0 S: 4 P: 7	R: 0 H: 0 E: 0 LOB: 1 K: 1 BB: 1 S: 9 P: 14	R: 0 H: 1 E: 0 LOB: 0 K: 0 BB: 0 S: 5 P: 7	R: 0 H: 0 E: 0 LOB: 0 K: 2 BB: 0 S: 8 P: 12	R: 1 H: 2 E: 0 LOB: 1 K: 0 BB: 0 S: 9 P: 13	1B: 6 SF: 0 2B: 1 SAC: 0 3B: 0 DP: 3 HR: 1 HBP: 0						WP: 0 PA: 34 PB: 0 SB: 0 CS: 0

PITCHER	IP	WLS	BF	H	R	ER	SO	BB	IBB	HBP	BLK	WP	HR	S	P	ERA	WHIP
Mike Morgan, R (1, 1) ERA: 2.66	9.0	W	34	7	2	2	4	1	1	0	0	0	1	64	105	2.00	0.889

PITCHER	IP	WLS	BF	H	R	ER	SO	BB	IBB	HBP	BLK	WP	HR	S	P	ERA	WHIP

TOP

Montreal Expos @ Los Angeles Dodgers

Dodger Stadium, Los Angeles, CA

Wed May 16 1990, 7:05 PM PDT

Att. 24,158 - Unknown - 71 F

livebaseballscorecards.com

AB	32
R	2
H	7
RBI	2
BB	2
SO	4
LOB	10

Batter	1	2	3	4	5	6	7	8	9	AB	R	H	RBI	BB	SO	LOB
Juan Samuel, R (1, 4) OBP: 0.265, SLG: 0.276	C X 0-1 ① G5-3		B C F B X 2-2 ② P6		F C B S 1-3 ② K			F X 0-1 ① G5-3		4	0	0	0	0	1	0
Stan Javier, S (1, 8) OBP: 0.295, SLG: 0.325	C X 0-1 CS 1B		B B B B 4-0 HR BB		B B B C F C 3-3 ③ K			B C S F B X 2-2 ② G6-3		3	1	1	0	1	1	0
Kal Daniels, L (1, 7) OBP: 0.386, SLG: 0.545 Jose Gonzalez, R (8, PR) OBP: 0.333, SLG: 0.438 (9, 7)	B C F F 1 SAFE 1 SAFE S 1-3 ② ③ K 1-2		F B X 1-1 1-H HR			B X 1-0 ① P3		C B B B F X 3-2 E1 CS		4 0	1 0	1 0	2 0	0 0	1 0	1 0
Eddie Murray, S (1, 3) OBP: 0.375, SLG: 0.475		B X 1-0 ① P5	C B B F B S 3-3 ③ K			B B B B 4-0 1B BB		1 SAFE 0-0 ③ CS 1-2	F X 0-1 ① G5-3	3	0	0	0	1	1	0
Hubie Brooks, R (1, 9) OBP: 0.262, SLG: 0.448		F X 0-1 ② G4-3		B X 1-0 ① F8		C B 1 SAFE B 1 B C X 3-2 G4-6-3 1-2 1B			S B F B F F X 2-2 HR	4	1	2	1	0	0	0
Lenny Harris, L (1, 5) OBP: 0.299, SLG: 0.319		B C B F X 2-2 2B		B B X 2-0 ② F9		B X 1-0 ②③ G4-6-3 1-2f				3	0	1	0	0	0	2
Mike Scioscia, L (1, 2) OBP: 0.318, SLG: 0.450		B B B I 4-0 IBB		B C B B B 4-1 BB			X 0-0 ① G4-3			1	0	0	0	2	0	0
Alfredo Griffin, S (1, 6) OBP: 0.333, SLG: 0.353		F F B S 1-3 ③ K		B X 1-0 ③ F9			X 0-0 ② F9			3	0	0	0	0	1	3
Mike Morgan, R (1, 1) OBP: 0.158, SLG: 0.111			S B B B C C 3-3 ① K		X 0-0 ① L8		C B B F C 2-3 ③ K			3	0	0	0	0	2	0
Inning Stats	R: 0 H: 1 E: 0 LOB: 1 K: 1 BB: 0 S: 8 P: 9	R: 0 H: 1 E: 0 LOB: 2 K: 1 BB: 1 S: 9 P: 17	R: 2 H: 1 E: 0 LOB: 0 K: 2 BB: 1 S: 11 P: 24	R: 0 H: 0 E: 0 LOB: 1 K: 0 BB: 1 S: 4 P: 12	R: 0 H: 0 E: 0 LOB: 0 K: 2 BB: 0 S: 7 P: 11	R: 0 H: 1 E: 0 LOB: 1 K: 0 BB: 1 S: 5 P: 14	R: 0 H: 0 E: 0 LOB: 0 K: 1 BB: 0 S: 5 P: 7	R: 0 H: 0 E: 1 LOB: 1 K: 0 BB: 0 S: 9 P: 14	R: 1 H: 1 E: 0 LOB: 0 K: 0 BB: 0 S: 7 P: 9	1B: 2 SF: 0 2B: 2 SAC: 0 3B: 0 DP: 2 HR: 2 HBP: 0						WP: 0 PA: 33 PB: 0 SB: 0 CS: 2	

PITCHER		IP	WLS	BF	H	R	ER	SO	BB	IBB	HBP	BLK	WP	HR	S	P	ERA	WHIP
Mark Gardner, R ERA: 2.01	(1, 1)	7.0		27	4	2	2	7	3	1	0	0	0	1	49	94	2.57	1.000
Drew Hall, L ERA: 3.6	(8, 1)	1.1	L	5	1	1	0	0	0	0	0	0	0	1	16	23	0.00	0.750

PITCHER	IP	WLS	BF	H	R	ER	SO	BB	IBB	HBP	BLK	WP	HR	S	P	ERA	WHIP

BOTTOM

Montreal Expos @ Los Angeles Dodgers

Dodger Stadium, Los Angeles, CA

Wed May 16 1990, 7:05 PM PDT

Att. 24,158 - Unknown - 71 F

livebaseballscorecards.com

AB	28
R	3
H	5
RBI	3
BB	4
SO	7
LOB	6

Montreal Expos @ San Francisco Giants

Candlestick Park, San Francisco, CA

Fri May 18 1990, 10:05 PM EDT

Att. 22,932 - Unknown

TOP

livebaseballscorecards.com

Batter	1	2	3	4	5	6	7	8	9	AB	R	H	RBI	BB	SO	LOB
Delino DeShields, L (1, 4) OBP: 0.413, SLG: 0.446	F B X 1-1 G1-3 ①		B X 1-0 SH3-4 1B	I I I 4-0 FC6 IBB		C 1 SAFE X 0-1 1-2 1B		B C B X 2-1 G6-3 ③		4	0	2	0	1	0	0
Marquis Grissom, R (1, 8) (7, 9) OBP: 0.297, SLG: 0.313	C X 0-1 1B G6-3 1B		1 SAFE X 0-0 ① SH3-4 1-2	C B C X 1-2 ③ FC6 1-2f		B B F X 2-1 ③ P3			B X 1-0 ① P3	4	1	1	0	0	0	5
Tim Raines, S (1, 7) OBP: 0.372, SLG: 0.323	B 1 SAFE 1 SAFE P 1 SAFE S X 2-1 G6-3 1-3 1B		F S B B B X 3-2 ② G5-3		X 0-0 G6-4-3 1B		B F B X 2-1 ① G4-3		C B B B B B 4-1 G6-4-3 BB	4	0	2	0	1	0	1
Andres Galarraga, R (1, 3) OBP: 0.324, SLG: 0.365	F 1 SAFE X 0-1 ② G6-3 1-2 3-H		B B X 2-0 ③ G6-3		B X 1-0 G6-4-3 1-2 1B		B C F B B H 4-2 FC3-6 1B HBP		B C B X 2-1 ② ③ G6-4-3 1-2f	4	0	1	1	0	0	3
Tim Wallach, R (1, 5) OBP: 0.322, SLG: 0.517	X 0-0 ③ F9			B C X 1-1 SH 2B	S F B F X 1-2 ① ② G6-4-3 1-2f 2-3		1 SAFE C 1 SAFE X 0-1 FC3-6 1-2 1B			4	1	2	0	0	0	3
Larry Walker, L (1, 9) Dave Schmidt, R (7, 1) Bill Sampen, R (7, 1) OBP: 0.381, SLG: 0.484		F B F C 1-3 ① K		X 0-0 SH FC6-4 2-H	B B X 2-0 ③ G1-6-3		X 0-0 ② FC3-6 1-2f 2-3			3 0 0	0 0 0	0 0 0	0 0 0	0 0 0	1 0 0	3 0 0
Jerry Goff, L (1, 2) OBP: 0.286, SLG: 0.167 Mike Fitzgerald, R (7, PH) (7, 2) OBP: 0.397, SLG: 0.408	F X 0-1 CS 1B 1B			B F S B B B F B 4-2 FC6-4 BB		F B S C 1-3 ① K	B S B B C X 3-2 ③ G5-3			2 1	0 0	1 0	0 0	1 0	1 0	0 2
Spike Owen, S (1, 6) OBP: 0.352, SLG: 0.438	B F B B B F X 3-2 1-2 1B		B F X 1-1 ① FC6-4 SH1-4 1-2f 2-3			X 0-0 1B 1B		F F B X 1-2 ① G4-3		4	0	2	0	0	0	2
Oil Can Boyd, R (1, 1) Steve Frey, R (7, 1) Otis Nixon, S (7, 8) OBP: 0.364, SLG: 0.368	B 2 SAFE B L F F B F S 3-3 ② ③ K 2-3		1 SAFE L 1 SAFE B B B X 2-1 ② SH1-4 1-2			X 0-0 ② P2		S X 0-1 ② B1-3		2 0 1	0 0 0	0 0 0	0 0 0	0 0 0	1 0 0	3 0 0
Inning Stats	R: 1 E: 0 K: 0 S: 10 H: 2 LOB: 1 BB: 0 P: 12	R: 0 E: 0 K: 2 S: 13 H: 2 LOB: 2 BB: 0 P: 20	R: 0 E: 0 K: 0 S: 6 H: 1 LOB: 1 BB: 0 P: 12	R: 1 E: 1 K: 0 S: 13 H: 1 LOB: 3 BB: 2 P: 26	R: 0 E: 0 K: 0 S: 7 H: 2 LOB: 1 BB: 0 P: 11	R: 0 E: 0 K: 1 S: 9 H: 2 LOB: 2 BB: 0 P: 12	R: 0 E: 0 K: 0 S: 10 H: 1 LOB: 2 BB: 0 P: 19	R: 0 E: 0 K: 0 S: 7 H: 0 LOB: 0 BB: 0 P: 10	R: 0 E: 0 K: 0 S: 4 H: 0 LOB: 0 BB: 1 P: 11	1B: 10 2B: 2 3B: 0 HR: 0		SF: 0 SAC: 3 DP: 3 HBP: 1				

	AB	33
	R	2
	H	11
	RBI	1
	BB	3
	SO	3
	LOB	22

WP: 0 PB: 0 SB: 0 CS: 1 PA: 40

PITCHER		IP	WLS	BF	H	R	ER	SO	BB	IBB	HBP	BLK	WP	HR	S	P	ERA	WHIP
Rick Reuschel, R ERA: 4.33	(1, 1)	6.1		32	11	2	1	3	1	1	1	0	0	0	64	105	1.42	1.895
Atlee Hammaker, L ERA: 2.79	(7, 1)	0.2	W	2	0	0	0	0	0	0	0	0	0	0	4	7	0.00	0.000
Mark Thurmond, L ERA: 3.12	(8, 1)	2.0		6	0	0	0	0	1	0	0	0	0	0	11	21	0.00	0.500

PITCHER	IP	WLS	BF	H	R	ER	SO	BB	IBB	HBP	BLK	WP	HR	S	P	ERA	WHIP

Batter	1	2	3	4	5	6	7	8	9	AB	R	H	RBI	BB	SO	LOB
Brett Butler, L (1, 8) OBP: 0.385, SLG: 0.360	B X 1-0 B3 ①		C B B X 2-1 1B ①		B B B 4-0 SH S BB		x 0-0 SH2-4 ③ 1-2 x 2-0 G1-3			3	0	1	0	1	0	3
Robby Thompson, R (1, 4) OBP: 0.256, SLG: 0.311	C S F B B F F F X 2-2 G6-3 ②		X 0-0 P6 ②		1 SAFE 1 SAFE S X 0-1 SH 1-3		B B B C B 4-1 1B E BB	F B B F X 2-2 2B 1B		3	1	1	0	1	0	0
Will Clark, L (1, 3) OBP: 0.331, SLG: 0.479	S B X 1-1 F8 ③		S F B F S 1-3 K ③		X 0-0 P4 ①		X 0-0 E 1-2 2-H BB 1B	B X 1-0 1-3 2B		5	1	2	1	0	1	2
Kevin Mitchell, R (1, 7) OBP: 0.366, SLG: 0.568		B X 1-0 2B 2B		X 0-0 P2 ①	B X 1-0 F7 ②		X 0-0 E7 BB 1-3 2-H 1B 1B	S B X 1-1 G5-3 ①		5	2	2	1	0	0	4
Kevin Bass, S (1, 9) OBP: 0.297, SLG: 0.438		X 0-0 1B PB 2-H 2B		C B B B B B 4-1 2B BB	C X 0-1 F9 ③		I I I I 4-0 1B BB 1B IBB	B F F S 1-3 K ②		3	2	1	1	2	1	4
Matt Williams, R (1, 5) OBP: 0.338, SLG: 0.511		X 0-0 SH2-4 PB 2-3 1B		B B X 2-0 1-3 2B		B B C F F F F S 2-3 K ① B F S F S 1-3 K ②		F S F F B X 1-2 F8 ③		5	0	2	0	0	2	5
Terry Kennedy, L (1, 2) OBP: 0.431, SLG: 0.523	B L B B F F F B 4-2 SH2-4 1-2 3-H BB		I I I I 4-0 IBB		S S B X 1-2 P7 ② F F F B F B B B 4-2 1B 1B 1-2 2-3 3-H BB				1	0	0	1	3	0	0
Jose Uribe, S (1, 6) OBP: 0.368, SLG: 0.400 Atlee Hammaker, S (7, 1) OBP: 0.154, SLG: 0.083 Rick Leach, L (7, PH) OBP: 0.395, SLG: 0.323 Dave Anderson, R (7, PR) OBP: 0.200, SLG: 0.250 (8, 6)		X 0-0 P6 ①		C S X 0-2 P9 ②		B C F X 1-2 P3 ③ B B F F F B X 3-2 1B 1-2 2-3 3-H 1B				3 0 1 0	0 0 0 0	0 0 1 0	0 0 0 0	0 0 0 0	0 0 0 0	5 0 0 0
Rick Reuschel, R (1, 1) OBP: 0.211, SLG: 0.263 Greg Litton, R (7, 6) OBP: 0.304, SLG: 0.435 Mark Thurmond, L (8, 1)		2 SAFE X 0-0 SH2-4 ② ③ 1-2f 2-3		F S S 0-3 K ③			x 2-1 SH2-4 1B x 2-0 2-1 1-2 2-3 3-H 1B			1 2 0	0 1 0	0 2 0	0 1 0	0 0 0	1 0 0	3 0 0
Inning Stats	R: 0 E: 0 K: 0 S: 10 H: 0 LOB: 0 BB: 0 P: 14	R: 2 E: 0 K: 0 S: 9 H: 3 LOB: 1 BB: 1 P: 14	R: 0 E: 0 K: 1 S: 7 H: 1 LOB: 0 BB: 0 P: 10	R: 0 E: 0 K: 1 S: 9 H: 1 LOB: 3 BB: 2 P: 19	R: 0 E: 1 K: 0 S: 6 H: 0 LOB: 2 BB: 1 P: 11	R: 0 E: 0 K: 1 S: 12 H: 0 LOB: 0 BB: 0 P: 16	R: 5 E: 1 K: 1 S: 20 H: 5 LOB: 3 BB: 3 P: 40	R: 0 E: 0 K: 1 S: 14 H: 2 LOB: 2 BB: 0 P: 20		1B: 8 2B: 5 3B: 0 HR: 0 SF: 0 SAC: 3 DP: 1 HBP: 0				WP: 0 PB: 1 SB: 1 CS: 0 PA: 42		

PITCHER		IP	WLS	BF	H	R	ER	SO	BB	IBB	HBP	BLK	WP	HR	S	P	ERA	WHIP
Oil Can Boyd, R ERA: 4.01	(1, 1)	6.0		26	5	2	1	3	3	1	0	0	0	0	53	84	1.50	1.333
Steve Frey, L ERA: 4.3	(7, 1)	0.1	L	4	2	3	3	0	1	0	0	0	0	0	5	9	81.00	9.000
Dave Schmidt, R ERA: 2.79	(7, 1)	0.1		6	3	2	2	1	1	1	0	0	0	0	14	28	54.00	12.000
Bill Sampen, R ERA: 1.04	(7, 1)	1.1		6	2	0	0	1	0	0	0	0	0	0	15	23	0.00	1.500

PITCHER	IP	WLS	BF	H	R	ER	SO	BB	IBB	HBP	BLK	WP	HR	S	P	ERA	WHIP

BOTTOM

Montreal Expos @ San Francisco Giants

Candlestick Park, San Francisco, CA

Fri May 18 1990, 10:05 PM EDT

Att. 22,932 - Unknown

livebaseballscorecards.com

AB	32
R	7
H	12
RBI	6
BB	7
SO	5
LOB	26

Batter	1	2	3	4	5	6	7	8	9	AB	R	H	RBI	BB	SO	LOB
Otis Nixon, S (1, 8) OBP: 0.296, SLG: 0.304	B C B S C 2-3 ① K	B X 1-0 ③ G5-3		B X 1-0 ② SF7 3-H			B B C X 2-1 ① F9		B M F C 1-3 ① K	4	0	0	1	0	2	2
Junior Noboa, R (1, 4) OBP: 0.233, SLG: 0.207	X 0-0 ② F9		B F B B C X 3-2 ① G6-3	F B X 1-1 ③ G6-3			B B B C X 3-1 ② G4-3		C F B B X 2-2 ② FC4-6 S E 1-2f	5	1	0	0	0	0	2
Tim Raines, S (1, 7) OBP: 0.379, SLG: 0.349	C X 0-1 ③ F7		X 0-0 WP G4-3 1B		C B X 1-1 ① G3-1		F B X 1-1 1B 3B		1 SAFE 1 SAFE B C 1 SAFE F 1 SAFE 1 SAFE F 2-2 P X 1-H E7 1B	5	2	3	1	0	0	0
Andres Galarraga, R (1, 3) OBP: 0.327, SLG: 0.366		B F B B X 3-1 BB BLK 1B	C B B X 2-1 ② G4-3 1-H		B C S S 1-3 ② K		S B C B X 2-2 1B 3-H		B B X 2-0 ③ F8	5	1	2	2	0	1	1
Tim Wallach, R (1, 5) OBP: 0.327, SLG: 0.524		C B X 1-1 ① P3	C B B X 2-1 1B		X 0-0 2B		X 0-0 ③ L8			4	0	2	0	0	0	2
Marquis Grissom, R (1, 9) OBP: 0.303, SLG: 0.313		B 1 SAFE B 1 SAFE C F 1 SAFE B B 4-2 BLK 2B 1-2 BB	B S X 1-1 ③ F8		F X 0-1 ③ G6-3			C B F X 1-2 F7 1B		3	1	1	0	1	0	2
Mike Fitzgerald, R (1, 2) OBP: 0.403, SLG: 0.434		X 0-0 1-H 2-H 2B 2B		B X 1-0 2B SF7 1B		B B F B F X 3-2 ① L7		1 SAFE B B C B X 3-1 ① ② F7 1-2		4	2	2	1	0	0	1
Spike Owen, S (1, 6) OBP: 0.349, SLG: 0.440		B B F B X 3-1 ② P2		C B B C X 2-2 1-3 2B		C F C 0-3 ② K		B B B C C X 3-2 ③ G6-3		4	0	1	0	0	1	1
Kevin Gross, R (1, 1) OBP: 0.200, SLG: 0.450 Tim Burke, R (7, 1) OBP: 0.333, SLG: 0.333		B S F X 1-2 2-H 2B		S B F C 1-3 ① K		X 0-0 ③ P6			F F B X 1-2 FC4-6 1B	3 1	0 0	1 1	1 0	0 0	1 0	2 0
Inning Stats	R: 0 H: 0 E: 0 LOB: 0 K: 1 BB: 0 S: 6 P: 8	R: 3 H: 3 E: 0 LOB: 1 K: 0 BB: 1 S: 13 P: 26	R: 1 H: 2 E: 0 LOB: 1 K: 0 BB: 0 S: 10 P: 18	R: 1 H: 2 E: 0 LOB: 1 K: 1 BB: 0 S: 10 P: 16	R: 0 H: 1 E: 0 LOB: 1 K: 1 BB: 0 S: 8 P: 10	R: 0 H: 0 E: 0 LOB: 0 K: 1 BB: 0 S: 7 P: 10	R: 1 H: 2 E: 0 LOB: 1 K: 0 BB: 0 S: 10 P: 18	R: 0 H: 1 E: 0 LOB: 0 K: 0 BB: 0 S: 8 P: 15	R: 1 H: 2 E: 1 LOB: 1 K: 1 BB: 0 S: 15 P: 22	1B: 8 SF: 1 2B: 4 SAC: 0 3B: 1 DP: 0 HR: 0 HBP: 0						

TOP

Montreal Expos @ San Francisco Giants

Candlestick Park, San Francisco, CA

Sat May 19 1990, 6:33 AM EDT

Att. 22,575 - Cloudy

livebaseballscorecards.com

AB	38
R	7
H	13
RBI	6
BB	1
SO	5
LOB	13

WP: 2 PA: 40
PB: 0
SB: 1
CS: 0

PITCHER		IP	WLS	BF	H	R	ER	SO	BB	IBB	HBP	BLK	WP	HR	S	P	ERA	WHIP
Bob Knepper, L ERA: 6.05	(1, 1)	2.2	L	14	5	4	4	1	1	0	0	1	1	0	27	49	13.50	2.250
Randy McCament, R ERA: 3.86	(3, 1)	3.1		13	3	1	1	3	0	0	0	0	0	0	27	39	2.70	0.900
Ed Vosberg, L ERA: 6.0	(7, 1)	2.0		8	3	1	1	0	0	0	0	0	0	0	18	33	4.50	1.500
Steve Bedrosian, R ERA: 5.51	(9, 1)	1.0		5	2	1	1	1	0	0	0	0	0	0	15	22	9.00	2.000

BOTTOM

Batter	1	2	3	4	5	6	7	8	9	AB	R	H	RBI	BB	SO	LOB
Brett Butler, L (1, 8) OBP: 0.382, SLG: 0.352	B S B X 2-1 ① F8			F B F B F F S 2-3 ① K			B B B B 4-0 1B G5-3 2B BB	X 0-0 ②③ G1-6-3 1-2f		3	1	0	0	1	1	1
Dave Anderson, R (1, 4) OBP: 0.174, SLG: 0.217 Terry Kennedy, L (9, PH) OBP: 0.438, SLG: 0.523	B B X 2-0 ② G4-3			B F X 1-1 ② G6-3			C X 0-1 ① G5-3 1-2		B B C B B 4-1 FC6-4 BB	3 0	0 0	0 0	0 0	0 1	0 0	1 0
Will Clark, L (1, 3) OBP: 0.329, SLG: 0.473	B F F F B B X 3-2 ③ P5			B F C F F S 1-3 ③ K			F X 0-1 BB 2B 2-3 1B		X 0-0 ① FC6-4 E1 1-2f FC1-6	4	2	1	0	0	1	1
Kevin Mitchell, R (1, 7) OBP: 0.363, SLG: 0.554		X 0-0 ① F9			C B S X 1-2 ① L8		B B B B 4-0 2B G5-3 1-2 BB		C S X 0-2 E5 FC1-6 1-3	3	1	0	0	1	0	1
Kevin Bass, S (1, 9) OBP: 0.295, SLG: 0.440		C F F F S 0-3 ② K			C B B F X 2-2 ② G4-3		B F X 1-1 1-3 2-H 3-H 2B		B B C X 2-1 ② FC1-6 1-2f 3-H	4	0	1	3	0	1	1
Matt Williams, R (1, 5) OBP: 0.329, SLG: 0.496		B B F B F X 3-2 ③ G5-3			C S F X 0-2 ③ P4		F B S B X 2-2 ② G5-3 3-H		F C B C 1-3 ③ K	4	0	0	1	0	1	2
Gary Carter, R (1, 2) OBP: 0.329, SLG: 0.359			B F X 1-1 ① G6-3			B X 1-0 ① L7	F S B B B F S 3-3 ③ K2-3			3	0	0	0	0	1	1
Jose Uribe, S (1, 6) OBP: 0.358, SLG: 0.388			C F C 0-3 ② K			S B S C 1-3 ② K		C X 0-1 ① B1-3		3	0	0	0	0	2	0
Bob Knepper, L (1, 1) OBP: 0.200, SLG: 0.200 Randy McCament, R (3, 1) Mark Bailey, S (6, PH) OBP: 0.200, SLG: 0.800 Ed Vosberg, L (7, 1) Rick Leach, L (8, PH) OBP: 0.410, SLG: 0.344 Steve Bedrosian, R (9, 1)			B B C X 2-1 ③ L3			F C C 0-3 ③ K		S X 0-1 G1-6-3 1B		0 1 1 0 1 0	0 0 0 0 0 0	0 0 0 0 0 0	0 0 0 0 0 0	0 0 1 0 0 0	0 0 0 0 0 0	0 0 0 0 0 0
Inning Stats	R: 0 E: 0 K: 0 S: 6 H: 0 LOB: 0 BB: 0 P: 13	R: 0 E: 0 K: 1 S: 9 H: 0 LOB: 0 BB: 0 P: 12	R: 0 E: 0 K: 1 S: 7 H: 0 LOB: 0 BB: 0 P: 10	R: 0 E: 0 K: 2 S: 12 H: 0 LOB: 0 BB: 0 P: 16	R: 0 E: 0 K: 0 S: 10 H: 0 LOB: 0 BB: 0 P: 13	R: 0 E: 0 K: 2 S: 7 H: 0 LOB: 0 BB: 0 P: 9	R: 3 E: 0 K: 1 S: 13 H: 2 LOB: 1 BB: 2 P: 27	R: 0 E: 0 K: 0 S: 5 H: 1 LOB: 0 BB: 0 P: 5	R: 1 E: 1 K: 1 S: 10 H: 0 LOB: 1 BB: 1 P: 17	1B: 2 2B: 1 3B: 0 HR: 0	SF: 0 SAC: 0 DP: 1 HBP: 0						

PITCHER		IP	WLS	BF	H	R	ER	SO	BB	IBB	HBP	BLK	WP	HR	S	P	ERA	WHIP
Kevin Gross, R ERA: 3.57	(1, 1)	6.1	W	23	2	3	3	6	2	0	0	0	0	0	57	88	4.26	0.632
Tim Burke, R ERA: 4.58	(7, 1)	2.2	S	10	1	1	0	2	1	0	0	0	0	0	22	34	0.00	0.750

PITCHER	IP	WLS	BF	H	R	ER	SO	BB	IBB	HBP	BLK	WP	HR	S	P	ERA	WHIP

Montreal Expos @ San Francisco Giants

Candlestick Park, San Francisco, CA

Sat May 19 1990, 6:33 AM EDT

Att. 22,575 - Cloudy

livebaseballscorecards.com

AB	30
R	4
H	3
RBI	4
BB	3
SO	8
LOB	8



Batter	1	2	3	4	5	6	7	8	9	10	11	AB	R	H	RBI	BB	SO	LOB
Delino DeShields, L (1, 4) OBP: 0.404, SLG: 0.434	G3		CS 1B		G4-3		G4-3		G6-3		K	6	0	1	0	0	1	0
Dave Martinez, L (1, 8) (8, 9) OBP: 0.250, SLG: 0.300	L4		F9 1-2		G4-3 2B		K		K		E 1B 1B	4	0	1	0	0	1	1
Marquis Grissom, R (9, PH) (9, 9) OBP: 0.306, SLG: 0.316												2	1	1	0	0	1	0
Tim Raines, S (1, 7) OBP: 0.384, SLG: 0.346	BB		F8		G4-3 BB		F9			L6	E7 1-H 1B	4	0	1	0	2	0	0
Mike Aldrete, L (1, 3) (5, 9) OBP: 0.484, SLG: 0.333	F7			L7	G4-3 1-2 2-3			S 1B		L9		4	0	1	0	0	0	3
Otis Nixon, S (8, PR) (8, 8) OBP: 0.310, SLG: 0.320										1B		2	0	1	0	0	0	1
Tim Wallach, R (1, 5) OBP: 0.335, SLG: 0.540		HR		2B BB	BB			L4 1-2		P3		3	2	1	1	2	0	2
Larry Walker, L (1, 9) OBP: 0.383, SLG: 0.516		HR		F7	K			IBB		F8		2	1	1	1	0	0	1
Andres Galarraga, R (5, PH) (5, 3) OBP: 0.327, SLG: 0.361												2	0	0	0	1	1	4
Mike Fitzgerald, R (1, 2) OBP: 0.389, SLG: 0.431		K		1-H 2B		G6-3		P6			G6-3	5	0	1	1	0	1	2
Spike Owen, S (1, 6) OBP: 0.358, SLG: 0.442		G6-3		FC5-4 IBB		G1-6-3 1B		P6			HR 1B	4	1	2	0	1	0	2
Dennis Martinez, R (1, 1) OBP: 0.136, SLG: 0.136 Dave Schmidt, R (8, 1) Junior Noboa, R (9, PH) OBP: 0.226, SLG: 0.200 Drew Hall, L (9, 1) Bill Sampen, R (9, 1) Wallace Johnson, S (11, PH) OBP: 0.294, SLG: 0.500 Steve Frey, R (11, 1) Tim Burke, R (11, 1) OBP: 0.333, SLG: 0.333		K		FC5-4 1-2f		G1-6-3 1-2f			G6-3		HR	3 0 1 0 0 0 1 0 0	0 0 0 0 0 0 0 0 0	0 0 0 0 0 0 1 0 0	0 0 0 0 0 0 1 0 0	1 0 0 0 0 0 0 0 0	0 0 0 0 0 0 0 0 0	3 0 0 0 0 0 0 0 0
Inning Stats	R: 0 E: 0 K: 0 S: 3 H: 0 LOB: 1 BB: 1 P: 7	R: 2 E: 0 K: 2 S: 9 H: 2 LOB: 0 BB: 0 P: 9	R: 0 E: 0 K: 0 S: 3 H: 1 LOB: 0 BB: 0 P: 3	R: 1 E: 0 K: 0 S: 4 H: 1 LOB: 2 BB: 2 P: 12	R: 0 E: 0 K: 1 S: 6 H: 1 LOB: 3 BB: 2 P: 14	R: 0 E: 0 K: 0 S: 3 H: 1 LOB: 0 BB: 0 P: 3	R: 0 E: 0 K: 1 S: 5 H: 0 LOB: 0 BB: 0 P: 5	R: 0 E: 0 K: 0 S: 4 H: 1 LOB: 2 BB: 1 P: 8	R: 0 E: 0 K: 1 S: 5 H: 0 LOB: 0 BB: 0 P: 5	R: 0 E: 0 K: 0 S: 4 H: 1 LOB: 1 BB: 0 P: 4	R: 3 E: 1 K: 1 S: 9 H: 4 LOB: 1 BB: 0 P: 9						

PITCHER		IP	WLS	BF	H	R	ER	SO	BB	IBB	HBP	BLK	WP	HR	S	P	ERA	WHIP
John Burkett, R ERA: 5.6	(1, 1)	4.2		23	5	3	3	2	4	1	0	0	0	2	22	42	5.79	1.929
Mark Thurmond, L ERA: 2.45	(5, 1)	2.1		7	1	0	0	2	0	0	0	0	0	0	11	11	0.00	0.429
Jeff Brantley, R ERA: 1.73	(8, 1)	1.0		5	1	0	0	0	0	1	0	0	0	0	4	8	0.00	1.000
Atlee Hammaker, L ERA: 3.02	(9, 1)	3.0	L	14	5	3	2	2	0	0	0	0	0	1	18	18	6.00	1.667

PITCHER	IP	WLS	BF	H	R	ER	SO	BB	IBB	HBP	BLK	WP	HR	S	P	ERA	WHIP

TOP

Montreal Expos @ San Francisco Giants

Candlestick Park, San Francisco, CA

Sun May 20 1990, 6:33 AM EDT

Att. 25,285 - Unknown

livebaseballscorecards.com

AB	43
R	6
H	12
RBI	5
BB	6
SO	6
LOB	19

1B: 7	SF: 0
2B: 2	SAC: 0
3B: 0	DP: 1
HR: 3	HBP: 0

WP: 0	PA:	49
PB: 0		
SB: 1		
CS: 1		

Batter	1	2	3	4	5	6	7	8	9	10	11	AB	R	H	RBI	BB	SO	LOB
Brett Butler, L (1, 8) OBP: 0.382, SLG: 0.349	F7		G1-3		1B S 1B		F7		SH1-4 1-2		BBBB HR BB	4	2	1	0	1	0	1
Robby Thompson, R (1, 4) OBP: 0.267, SLG: 0.344	G5-3			1B BB G6-3 1B	SSS K 1-2		E7 2-H 1B		P5		1-H HR	6	2	3	3	0	1	2
Will Clark, L (1, 3) OBP: 0.341, SLG: 0.470	F7			BBBB G6-3 1B 1-2 BB	2-H 1B		IBB		BB IBB		P3	3	0	1	1	3	0	0
Kevin Mitchell, R (1, 7) OBP: 0.358, SLG: 0.545 Rick Leach, L (5, 7) OBP: 0.390, SLG: 0.324 Dave Anderson, R (9, PH) OBP: 0.240, SLG: 0.250 (10, 6)		G6-3		SSS K	G4-3		P6		BBBB 1-2 2-3 BB		1B	2 2 1	0 0 0	0 0 1	0 0 0	0 0 1	1 0 0	2 3 0
Kevin Bass, S (1, 9) OBP: 0.297, SLG: 0.435		FC6-4 1B		G6-3 1-2 2-3 1B		F7		L3	F8		SSS K	6	0	2	0	0	1	4
Matt Williams, R (1, 5) OBP: 0.316, SLG: 0.476		FC6-4 1-2f		G6-3 1-2 2-3 3-H		G5-3		G4-3		G4-3	SSS K	6	0	0	1	0	1	4
Terry Kennedy, L (1, 2) OBP: 0.449, SLG: 0.515		G4-3		IBB		G4-3		G4-3 1B		BBBB FC1-6 BB		3	0	1	0	2	0	1
Jose Uribe, S (1, 6) OBP: 0.351, SLG: 0.381 Mark Thurmond, L (5, 1) Rick Parker, R (7, PH) OBP: 0.400, SLG: 0.556 Jeff Brantley, R (8, 1) OBP: 0.500, SLG: 1.000 Mark Bailey, S (8, PH) OBP: 0.167, SLG: 0.667 Atlee Hammaker, S (9, 1) OBP: 0.143, SLG: 0.077			SSS K	SSS K	E SH1-4 1B		G5-3			FC1-6 1-2f		2 0 1 0 1 1	0 0 1 0 0 0	0 0 1 0 0 0	0 0 0 0 0 0	0 0 0 0 0 0	2 0 0 0 0 0	3 0 0 0 1 1
John Burkett, R (1, 1) Greg Litton, R (5, 6) OBP: 0.308, SLG: 0.423 (10, 7)			L4		SSS K		SH1-4 1-2		BB SH1-4		SSS K	1 3	0 0	0 1	0 0	0 0	0 2	0 1
Inning Stats	R: 0 H: 0 E: 0 LOB: 0 K: 0 BB: 0 S: 3 P: 3	R: 0 H: 1 E: 0 LOB: 1 K: 0 BB: 0 S: 4 P: 4	R: 0 H: 0 E: 0 LOB: 0 K: 1 BB: 0 S: 5 P: 5	R: 1 H: 2 E: 0 LOB: 3 K: 2 BB: 2 S: 9 P: 17	R: 1 H: 2 E: 0 LOB: 1 K: 2 BB: 0 S: 9 P: 9	R: 0 H: 0 E: 0 LOB: 0 K: 0 BB: 0 S: 3 P: 3	R: 1 H: 2 E: 1 LOB: 2 K: 0 BB: 1 S: 5 P: 9	R: 0 H: 1 E: 0 LOB: 1 K: 0 BB: 0 S: 4 P: 4	R: 0 H: 1 E: 0 LOB: 3 K: 0 BB: 2 S: 4 P: 12	R: 0 H: 0 E: 0 LOB: 1 K: 1 BB: 1 S: 5 P: 9	R: 2 H: 2 E: 0 LOB: 1 K: 2 BB: 1 S: 9 P: 13	1B: 10 SF: 0 2B: 0 SAC: 2 3B: 0 DP: 0 HR: 1 HBP: 0						

PITCHER		IP	WLS	BF	H	R	ER	SO	BB	IBB	HBP	BLK	WP	HR	S	P	ERA	WHIP
Dennis Martinez, R ERA: 2.77	(1, 1)	7.0		31	7	3	3	5	1	2	0	0	0	0	38	50	3.86	1.143
Dave Schmidt, R ERA: 2.53	(8, 1)	1.0		4	1	0	0	0	0	0	0	0	0	0	4	4	0.00	1.000
Drew Hall, L ERA: 3.51	(9, 1)	0.2		5	1	0	0	0	1	1	0	0	0	0	3	11	0.00	3.000
Bill Sampen, R ERA: 0.96	(9, 1)	1.1	W	5	0	0	0	1	1	0	0	0	0	0	6	10	0.00	0.750
Steve Frey, L ERA: 5.4	(11, 1)	0.1		3	1	2	2	0	1	0	0	0	0	1	2	6	54.00	6.000

PITCHER		IP	WLS	BF	H	R	ER	SO	BB	IBB	HBP	BLK	WP	HR	S	P	ERA	WHIP
Tim Burke, R ERA: 4.42	(11, 1)	0.2	S	3	1	0	0	2	0	0	0	0	0	0	7	7	0.00	1.500

BOTTOM

Montreal Expos @ San Francisco Giants

Candlestick Park, San Francisco, CA

Sun May 20 1990, 6:33 AM EDT

Att. 25,285 - Unknown

livebaseballscorecards.com

AB	42
R	5
H	11
RBI	5
BB	7
SO	8
LOB	23

WP: 0 PA: 51
PB: 0
SB: 1
CS: 0

Batter	1	2	3	4	5	6	7	8	9	AB	R	H	RBI	BB	SO	LOB
Phil Stephenson, L (1, 3) OBP: 0.467, SLG: 0.381	0-0 ① F7		4-2 3B BB		3-2 ② F9		4-0 1-2 BB	1-1 ③ F8		3	1	0	0	2	0	3
Tony Gwynn, L (1, 9) OBP: 0.373, SLG: 0.474	1-2 G1-3 1B		2-2 1-H 3B		4-2 BB		1-2 ① F7		C X 0-1 ① G6-3	4	0	2	1	1	0	2
Roberto Alomar, S (1, 4) OBP: 0.389, SLG: 0.442	0-1 ② G1-3 1-2		4-2 HBP BB		3-3 ③ K		0-1 ② F7		X 0-0 ② G4-3	4	0	0	0	1	1	4
Joe Carter, R (1, 8) OBP: 0.289, SLG: 0.411	0-3 ③ K		1-0 1-2 HBP			2-1 ① F8	1-2 ③ L6		C X 1-1 ③ F7	4	0	0	0	0	1	3
Fred Lynn, L (1, 7) OBP: 0.308, SLG: 0.378		0-0 ① P6	1-0 ③ P5			0-0 1B 1B		1-2 ① G3		4	0	1	0	0	0	3
Benito Santiago, R (1, 2) OBP: 0.364, SLG: 0.520		3-3 ② K		0-0 ① F9		0-0 1-2 1B		0-0 E 2B		4	0	2	0	0	1	0
Mike Pagliarulo, L (1, 5) OBP: 0.392, SLG: 0.400		1-3 ③ K		2-2 ② F9		2-2 ② F8		4-1 E BB		3	0	0	0	1	1	2
Garry Templeton, S (1, 6) OBP: 0.260, SLG: 0.373			2-2 ① F9	0-0 ③ P6		3-2 ③ F8		0-3 ② K		4	0	0	0	0	1	4
Ed Whitson, R (1, 1) OBP: 0.125, SLG: 0.313			3-2 ② P4		1-1 ① L5		1-2 E5 BB	1-1 E5 1-2 2-3		1	0	0	0	0	0	0
Jerald Clark, R (5, PH) OBP: 0.176, SLG: 0.188										1	0	0	0	0	0	0
Eric Show, R (5, 1) OBP: 0.167, SLG: 0.333										0	0	0	0	0	0	0
Shawn Abner, R (7, PH) OBP: 0.300, SLG: 0.250										1	0	0	0	0	0	0
Mark Grant, R (7, 1)										0	0	0	0	0	0	0
Darrin Jackson, R (8, PH) OBP: 0.220, SLG: 0.325										1	0	0	0	0	0	2
Pat Clements, R (8, 1)										0	0	0	0	0	0	0
Inning Stats	R: 0 E: 0 K: 1 S: 11 H: 1 LOB: 1 BB: 0 P: 12	R: 0 E: 0 K: 2 S: 9 H: 0 LOB: 0 BB: 0 P: 13	R: 1 E: 0 K: 0 S: 14 H: 1 LOB: 3 BB: 2 P: 31	R: 0 E: 0 K: 0 S: 5 H: 0 LOB: 0 BB: 0 P: 7	R: 0 E: 0 K: 1 S: 12 H: 0 LOB: 1 BB: 1 P: 23	R: 0 E: 0 K: 0 S: 12 H: 2 LOB: 2 BB: 0 P: 19	R: 0 E: 1 K: 0 S: 11 H: 0 LOB: 2 BB: 1 P: 18	R: 0 E: 1 K: 1 S: 12 H: 1 LOB: 3 BB: 1 P: 19	R: 0 E: 0 K: 0 S: 5 H: 0 LOB: 0 BB: 0 P: 6	1B: 3 2B: 1 3B: 1 HR: 0 SF: 0 SAC: 0 DP: 0 HBP: 1						

TOP

San Diego Padres @ Montreal Expos

Olympic Stadium, Montreal, QB

Tue May 22 1990, 7:05 PM EDT

Att. 11,690 - Dome

livebaseballscorecards.com

AB	34
R	1
H	5
RBI	1
BB	5
SO	5
LOB	23

PITCHER		IP	WLS	BF	H	R	ER	SO	BB	IBB	HBP	BLK	WP	HR	S	P	ERA	WHIP
Mark Gardner, R ERA: 1.9	(1, 1)	7.0	W	31	4	1	1	4	4	0	1	0	0	0	74	123	1.29	1.143
Drew Hall, L ERA: 3.38	(8, 1)	1.0		6	1	0	0	1	1	0	0	0	0	0	12	19	0.00	2.000
Dave Schmidt, R ERA: 2.31	(9, 1)	1.0		3	0	0	0	0	0	0	0	0	0	0	5	6	0.00	0.000

PITCHER	IP	WLS	BF	H	R	ER	SO	BB	IBB	HBP	BLK	WP	HR	S	P	ERA	WHIP

WP: 0 PB: 0 SB: 0 CS: 0 PA: 40

BOTTOM

San Diego Padres @ Montreal Expos

Olympic Stadium, Montreal, QB

Tue May 22 1990, 7:05 PM EDT

Att. 11,690 - Dome

livebaseballscorecards.com

Batter	1	2	3	4	5	6	7	8	9	AB	R	H	RBI	BB	SO	LOB
Delino DeShields, L (1, 4) OBP: 0.398, SLG: 0.426	2-3 K	B 1 SAFE 2-0 G4-3		1-0 1B		3-3 K		0-1 G3		5	0	1	0	0	2	1
Dave Martinez, L (1, 8) OBP: 0.289, SLG: 0.333	0-0 HR 1B		1-0 F9	1 SAFE 0-0 1-2 1B		2-0 G4-3		3-2 WP 1B		5	1	3	0	0	0	0
Tim Raines, S (1, 7) OBP: 0.396, SLG: 0.353	0-0 1-2 HR 1B		2-1 1B G1-3 1B	2-0 F8		4-2 BB		4-2 1-2 BB		3	2	2	0	2	0	2
Andres Galarraga, R (1, 3) OBP: 0.329, SLG: 0.362	0-1 F9		0-2 G1-3 1-3 1B		1-0 G3 SF8 1B	0-3 K		1-3 K		5	2	2	0	0	2	5
Tim Wallach, R (1, 5) OBP: 0.345, SLG: 0.571	2-1 1-H 2-H HR		C 1 SAFE 0-2 G1-3 1-2 3-H		1-0 SF8 G3 1-2 1B		1-1 G4-3 2B			4	1	3	4	0	0	1
Larry Walker, L (1, 9) OBP: 0.378, SLG: 0.505	1-3 K		0-0 S 2-H 1B		1-0 G3 1-2 2-3		0-2 F7			4	0	1	1	0	1	3
Jerry Goff, L (1, 2) OBP: 0.273, SLG: 0.111		2-1 F8	3-3 K 1-2		4-0 IBB		2-0 G4-3 2-3			3	0	0	0	1	1	2
Spike Owen, S (1, 6) OBP: 0.355, SLG: 0.439		3-2 1B		0-1 G3	2-2 SF8 2-3 3-H		3-3 K			3	0	1	1	0	1	1
Mark Gardner, R (1, 1) OBP: 0.133, SLG: 0.200		0-0 B1		1-0 P2	1-1 G4-3			0-0 G1-3		3	0	0	0	0	0	3
Drew Hall, L (8, 1)										0	0	0	0	0	0	0
Junior Noboa, R (8, PH) OBP: 0.219, SLG: 0.194										1	0	0	0	0	0	0
Dave Schmidt, R (9, 1)										0	0	0	0	0	0	0
Inning Stats	R: 3 H: 3 E: 0 LOB: 0 K: 2 BB: 0 S: 14 P: 19	R: 0 H: 1 E: 0 LOB: 1 K: 0 BB: 0 S: 7 P: 14	R: 2 H: 3 E: 0 LOB: 1 K: 1 BB: 0 S: 16 P: 22	R: 0 H: 2 E: 0 LOB: 2 K: 0 BB: 0 S: 6 P: 10	R: 1 H: 2 E: 0 LOB: 2 K: 0 BB: 1 S: 9 P: 19	R: 0 H: 0 E: 0 LOB: 1 K: 2 BB: 1 S: 10 P: 19	R: 0 H: 1 E: 0 LOB: 1 K: 1 BB: 0 S: 9 P: 15	R: 0 H: 1 E: 0 LOB: 2 K: 1 BB: 1 S: 11 P: 19		1B: 11 SF: 1 2B: 1 SAC: 0 3B: 0 DP: 0 HR: 1 HBP: 0						

	AB	36
	R	6
	H	13
	RBI	6
	BB	3
	SO	7
	LOB	18

WP: 1 PA: 40
PB: 0
SB: 1
CS: 0

PITCHER		IP	WLS	BF	H	R	ER	SO	BB	IBB	HBP	BLK	WP	HR	S	P	ERA	WHIP
Ed Whitson, R ERA: 3.1	(1, 1)	4.0	L	21	9	5	5	3	0	0	0	0	0	1	43	65	11.25	2.250
Eric Show, R ERA: 7.62	(5, 1)	2.0		10	2	1	1	2	1	1	0	0	0	0	19	38	4.50	1.500
Mark Grant, R ERA: 6.33	(7, 1)	1.0		4	1	0	0	1	0	0	0	0	0	0	9	15	0.00	1.000
Pat Clements, L ERA: 3.27	(8, 1)	1.0		5	1	0	0	1	1	0	0	0	1	0	11	19	0.00	2.000

PITCHER		IP	WLS	BF	H	R	ER	SO	BB	IBB	HBP	BLK	WP	HR	S	P	ERA	WHIP

Batter	1	2	3	4	5	6	7	8	9	AB	R	H	RBI	BB	SO	LOB
Bip Roberts, S (1, 7) OBP: 0.342, SLG: 0.466	C B X 1-1 L4-3 1B	C B S F F F X 1-2 G1-3 ③	B X 1-0 F7 ①	C F B B B F X 3-2 G4-3 ③						4	0	1	0	0	0	3
Calvin Schiraldi, R (8, 1)										0	0	0	0	0	0	0
Tony Gwynn, L (1, 9) OBP: 0.364, SLG: 0.462	1 SAFE X 0-0 L4-3 ① ② 1-2	B C X 1-1 F8 ①	X 0-0 F7 ②	C F F F F B X 1-2 G6-3 ①						4	0	0	0	0	0	2
Roberto Alomar, S (1, 4) OBP: 0.386, SLG: 0.437	F F F B X 1-2 G3-1 ③	B C X 1-1 1B	F F F F S 0-3 K ③	X 0-0 F7 ②						4	0	1	0	0	1	1
Joe Carter, R (1, 8) OBP: 0.282, SLG: 0.400		C S S 0-3 K ①	C S 1 SAFE 1 SAFE B S 1-3 K ②				F F S 0-3 K ①	B X 1-0 F7 ③		4	0	0	0	0	3	1
Benito Santiago, R (1, 2) OBP: 0.356, SLG: 0.508		C F B B B X 2-2 F8 ②	P X 1-0 P3 ③				L F B B S 2-3 K ②			3	0	0	0	0	1	1
Phil Stephenson, L (1, 3) OBP: 0.424, SLG: 0.333		B B C B S C 3-3 K ③			L F B S 1-3 K ①		C B X 1-1 P3 ③			3	0	0	0	0	2	0
Mike Pagliarulo, L (1, 5) OBP: 0.403, SLG: 0.429			C B B B S X 2-2 FC1-6 1B		X 0-0 F8 ②			B B B C X 3-1 F8 2B		3	0	2	0	0	0	0
Garry Templeton, S (1, 6) OBP: 0.254, SLG: 0.364			X 0-0 FC1-6 ① SH2-4 1-2f		C F X 0-2 G3-1 ③			B C X 1-1 F8 ① 2-3		3	0	0	0	0	0	2
Bruce Hurst, L (1, 1) OBP: 0.176, SLG: 0.067			B 1 SAFE 1 SAFE X 1-0 SH2-4 ② 1-2			F B B S B X 3-2 2B		B C F F F S 1-3 K ②		0	0	0	0	0	0	0
Jerald Clark, R (6, PH) OBP: 0.222, SLG: 0.294										1	0	1	0	0	0	0
Greg Harris, R (6, 1)										0	0	0	0	0	0	0
Fred Lynn, L (8, PH) OBP: 0.304, SLG: 0.373										1	0	0	0	0	1	1
(8, 7)																
Inning Stats	R: 0 E: 0 K: 0 S: 7 H: 1 LOB: 0 BB: 0 P: 9	R: 0 E: 0 K: 2 S: 9 H: 0 LOB: 0 BB: 0 P: 14	R: 0 E: 0 K: 0 S: 11 H: 1 LOB: 0 BB: 0 P: 15	R: 0 E: 0 K: 1 S: 9 H: 1 LOB: 1 BB: 0 P: 12	R: 0 E: 0 K: 1 S: 7 H: 0 LOB: 0 BB: 0 P: 8	R: 0 E: 0 K: 1 S: 11 H: 1 LOB: 1 BB: 0 P: 15	R: 0 E: 0 K: 2 S: 8 H: 0 LOB: 0 BB: 0 P: 11	R: 0 E: 0 K: 1 S: 12 H: 1 LOB: 1 BB: 0 P: 20	R: 0 E: 0 K: 0 S: 8 H: 0 LOB: 0 BB: 0 P: 10	1B: 3 2B: 3 3B: 0 HR: 0		SF: 0 SAC: 1 DP: 1 HBP: 0				

PITCHER	IP	WLS	BF	H	R	ER	SO	BB	IBB	HBP	BLK	WP	HR	S	P	ERA	WHIP
Oil Can Boyd, R (1, 1) ERA: 3.31	9.0	W	31	5	0	0	8	0	0	0	0	0	0	82	114	0.00	0.556

PITCHER	IP	WLS	BF	H	R	ER	SO	BB	IBB	HBP	BLK	WP	HR	S	P	ERA	WHIP

San Diego Padres @ Montreal Expos

Olympic Stadium, Montreal, QB

Wed May 23 1990, 3:33 AM EDT

Att. 12,469 - Dome

TOP

livebaseballscorecards.com

AB	30
R	0
H	5
RBI	0
BB	0
SO	8
LOB	11

1B: 3	SF: 0	WP: 0	PA: 31
2B: 3	SAC: 1	PB: 0	
3B: 0	DP: 1	SB: 0	
HR: 0	HBP: 0	CS: 0	

Batter	1	2	3	4	5	6	7	8	9	AB	R	H	RBI	BB	SO	LOB
Delino DeShields, L (1, 4) OBP: 0.400, SLG: 0.424	X 0-0 ① B1-3		C C C 0-3 ② K		X 0-0 1B 1-2 1B		C B B B F B 4-2 BB BB			3	1	1	0	1	1	0
Marquis Grissom, R (1, 8) OBP: 0.318, SLG: 0.324	B C B B B F X 3-2 S 1B 1B		C B B B B F F B 4-2 FC6-4 BB		B B B C C F X 3-2 S 1B 1-3 2-H 1B		C 1 SAFE C X 0-2 ② F9			3	1	2	1	1	0	1
Tim Raines, S (1, 7) OBP: 0.399, SLG: 0.353	1 SAFE C 1 SAFE B B X 2-1 ② G5-3 1-2		X 0-0 ③ FC6-4 1-2f		X 0-0 S 1-2 3-H 1B		B 1 SAFE B 1 SAFE 1 SAFE B B 4-0 1-2 BB			3	0	1	1	1	0	2
Andres Galarraga, R (1, 3) OBP: 0.327, SLG: 0.359	X 0-0 2-H 1B			C B B F C 2-3 ① K	B S F B C 2-3 ③ K 1-2 2-3		B C B S C 2-3 ③ K			4	0	1	1	0	3	4
Tim Wallach, R (1, 5) OBP: 0.349, SLG: 0.589	C S F F S 0-3 ③ K			B B B C F X 3-1 G1-6-3 1B	B F C F X 1-2 HR			B B F F B F X 3-2 ① P5		4	1	2	1	0	1	1
Larry Walker, L (1, 9) OBP: 0.374, SLG: 0.495		B B S S C F X 2-2 ① G3-1		B X 1-0 ② ③ G1-6-3 1-2f	B X 1-0 ① G1-3			F F B X 1-2 BB 1B		4	0	1	0	0	0	1
Mike Fitzgerald, R (1, 2) OBP: 0.368, SLG: 0.403		F C S 0-3 ② K			C S C 0-3 ① K	B C F B B F F S 3-3 ② K		1 SAFE C B F C 1-3 ② K		4	0	0	0	0	4	1
Spike Owen, S (1, 6) OBP: 0.352, SLG: 0.429		C B X 1-1 ③ G6-3			B X 1-0 ② F9	X 0-0 ③ F7		B 1 SAFE B B C F B 4-2 1-2 BB		3	0	0	0	1	0	0
Oil Can Boyd, R (1, 1) OBP: 0.053, SLG: 0.053			X 0-0 ① F8		B B X 2-0 1B 1B		X 0-0 ① G5-3	C X 0-1 ③ P4		4	1	1	0	0	0	2
Inning Stats	R: 1 H: 2 E: 0 LOB: 1 K: 1 BB: 0 S: 12 P: 17	R: 0 H: 0 E: 0 LOB: 0 K: 1 BB: 0 S: 9 P: 12	R: 0 H: 0 E: 0 LOB: 1 K: 1 BB: 1 S: 8 P: 12	R: 0 H: 1 E: 0 LOB: 0 K: 1 BB: 0 S: 6 P: 12	R: 2 H: 4 E: 0 LOB: 2 K: 2 BB: 0 S: 14 P: 22	R: 1 H: 1 E: 0 LOB: 0 K: 1 BB: 0 S: 12 P: 17	R: 0 H: 0 E: 0 LOB: 2 K: 1 BB: 2 S: 9 P: 19	R: 0 H: 1 E: 0 LOB: 2 K: 1 BB: 1 S: 14 P: 23		1B: 8 SF: 0 2B: 0 SAC: 0 3B: 0 DP: 1 HR: 1 HBP: 0						

PITCHER		IP	WLS	BF	H	R	ER	SO	BB	IBB	HBP	BLK	WP	HR	S	P	ERA	WHIP
Bruce Hurst, L ERA: 3.71	(1, 1)	5.0	L	22	7	3	3	6	1	0	0	0	0	0	49	75	5.40	1.600
Greg Harris, R ERA: 1.53	(6, 1)	2.0		9	1	1	1	2	2	0	0	0	0	1	21	36	4.50	1.500
Calvin Schiraldi, R ERA: 4.57	(8, 1)	1.0		5	1	0	0	1	1	0	0	0	0	0	14	23	0.00	2.000

PITCHER	IP	WLS	BF	H	R	ER	SO	BB	IBB	HBP	BLK	WP	HR	S	P	ERA	WHIP

BOTTOM

San Diego Padres @ Montreal Expos

Olympic Stadium, Montreal, QB

Wed May 23 1990, 3:33 AM EDT

Att. 12,469 - Dome

livebaseballscorecards.com

AB	32
R	4
H	9
RBI	4
BB	4
SO	9
LOB	12

Cincinnati Reds @ Montreal Expos

Olympic Stadium, Montreal, QB

Thu May 24 1990, 7:05 PM EDT

Att. 14,562 - Dome

TOP

livebaseballscorecards.com

Batter	1	2	3	4	5	6	7	8	9	AB	R	H	RBI	BB	SO	LOB
Chris Sabo, R (1, 5) OBP: 0.413, SLG: 0.571	B F F B B C 3-3 ① K			B B X 2-0 1B 1B 1B	C X 0-1 ① 5-3	C X 0-1 ② F7	X 0-0 ③ FC5 2-3f			5	1	1	0	0	1	4
Billy Hatcher, R (1, 8) (8, 7) OBP: 0.374, SLG: 0.449	B C C F B X 2-2 CS 1B			B B X 2-0 1B 1-2 SF7 1B	B B B C X 3-1 2B 2B	B F B C X 2-2 1B 1-2 1B		B X 1-0 E5 G5-4-3		5	2	4	0	0	0	0
Barry Larkin, R (1, 6) OBP: 0.415, SLG: 0.385 Luis Quinones, S (8, 6) OBP: 0.279, SLG: 0.289	F B B F B F F X 3-2 ② ③ F9 1-2			B F C F B X 2-2 2B 1-3 2-H 1B	B B B C C F B 4-2 2B BB	X 0-0 1-2 2-3 1B		B X 1-0 ① ② G5-4-3 1-2f		4 0	2 0	2 0	1 0	1 0	0 0	2 0
Eric Davis, R (1, 7) OBP: 0.288, SLG: 0.333 Herm Winningham, L (8, PR) (8, 8) OBP: 0.283, SLG: 0.304		C B X 1-1 ① F9		F B C F X 1-2 ① P3	X 0-0 3-1 1-H 2-H 1B 2B	B X 1-0 ③ F8		B B X 2-0 FC6 1B		5 0	1 0	2 0	2 0	0 0	0 0	5 0
Paul O'Neill, L (1, 9) OBP: 0.361, SLG: 0.439		C F B C 1-3 ② K		I I I I 4-0 2B IBB	C B X 1-1 ② 3-1 2-3		C B S B B B 4-2 2B BB	X 0-0 ③ FC6 1-2f		3	1	0	0	2	1	2
Todd Benzinger, S (1, 3) OBP: 0.344, SLG: 0.410		C B X 1-1 ③ F7		B B X 2-0 ② SF7 3-H	B F F X 1-2 3-H 1B		X 0-0 FC5 1-3 2B		B C X 1-1 ① 1-3	4	0	2	2	0	0	0
Ron Oester, S (1, 4) OBP: 0.300, SLG: 0.333		C B S B B F X 3-2 L4-3 1B		S B X 1-1 1-H 2-H 2B	B X 1-0 ③ F7		B X 1-0 ① 4-3		B X 1-0 ② G4-3	5	0	2	2	0	0	3
Joe Oliver, R (1, 2) OBP: 0.344, SLG: 0.411		X 0-0 ① ② L4-3 1-2		I I I I 4-0 IBB		H 1-0 1B 1B HBP	I I I I 4-0 IBB		S B C B B F X 3-2 ③ 1-3	2	0	0	0	2	0	1
Ron Robinson, R (1, 1) OBP: 0.100, SLG: 0.100 Rolando Roomes, R (7, PH) OBP: 0.208, SLG: 0.333 Tim Birtsas, L (7, 1) Tim Layana, R (8, 1)		X 0-0 ③ 6-3	C F B S 1-3 ③ K			M L L 0-3 ① K	B S F S 1-3 ② K			3 0 0 0	0 0 0 0	0 0 0 0	0 0 0 0	0 0 0 0	2 0 0 0	3 0 0 0

Inning Stats																																			
	R: 0	E: 0	K: 1	S: 12	H: 1	LOB: 0	BB: 0	P: 20	R: 0	E: 0	K: 1	S: 7	H: 0	LOB: 0	BB: 0	P: 10	R: 0	E: 0	K: 0	S: 6	H: 1	LOB: 0	BB: 0	P: 9	R: 4	E: 0	K: 1	S: 16	H: 4	LOB: 2	BB: 2	P: 35	R: 3	E: 0	K: 0	S: 14	H: 3	LOB: 1	BB: 1	P: 24
	R: 0	E: 0	K: 1	S: 10	H: 2	LOB: 3	BB: 0	P: 14	R: 0	E: 0	K: 1	S: 8	H: 1	LOB: 3	BB: 2	P: 18	R: 0	E: 1	K: 0	S: 4	H: 1	LOB: 1	BB: 0	P: 8	R: 0	E: 0	K: 0	S: 7	H: 0	LOB: 0	BB: 0	P: 12	1B: 9	2B: 5	3B: 0	HR: 0	SF: 1	SAC: 0	DP: 2	HBP: 1	WP: 0	PB: 0	SB: 0	CS: 1	PA: 44

PITCHER		IP	WLS	BF	H	R	ER	SO	BB	IBB	HBP	BLK	WP	HR	S	P	ERA	WHIP
Kevin Gross, R ERA: 4.24	(1, 1)	4.1	L	21	7	6	6	3	1	2	0	0	0	0	48	88	12.46	1.846
Bill Sampen, R ERA: 1.33	(5, 1)	1.2		10	4	1	1	1	0	0	1	0	0	0	17	24	5.40	2.400
Steve Frey, L ERA: 5.06	(7, 1)	1.0		6	1	0	0	1	1	1	0	0	0	0	8	18	0.00	2.000
Dave Schmidt, R ERA: 2.13	(8, 1)	1.0		4	1	0	0	0	0	0	0	0	0	0	4	8	0.00	1.000
Tim Burke, R ERA: 4.19	(9, 1)	1.0		3	0	0	0	0	0	0	0	0	0	0	7	12	0.00	0.000

PITCHER	IP	WLS	BF	H	R	ER	SO	BB	IBB	HBP	BLK	WP	HR	S	P	ERA	WHIP

AB	36
R	7
H	13
RBI	7
BB	5
SO	4
LOB	20

Cincinnati Reds @ Montreal Expos

Olympic Stadium, Montreal, QB

Thu May 24 1990, 7:05 PM EDT

Att. 14,562 - Dome

livebaseballscorecards.com

BOTTOM

Batter	1	2	3	4	5	6	7	8	9	AB	R	H	RBI	BB	SO	LOB
Delino DeShields, L (1, 4) OBP: 0.406, SLG: 0.430	CBX 1-1 CS 1B	X 0-0 ③ 4-3	CCBX 1-2 ② 4-3	CX 0-1 FC6-4 1B	SBBX 2-1 1-3 2-H FC6-4 1B	5	0	3	1	0	0	1
Dave Martinez, L (1, 8) OBP: 0.292, SLG: 0.319 Marquis Grissom, R (8, PH) OBP: 0.313, SLG: 0.319 (9, 8)	BBBCX 3-1 ①② F9 1-2	CCX 0-2 ① P4	BBBBCB 4-1 1B BB	BCX 1-1 FC6-4 E WP 1-2f	CBX 1-1 ③ FC6-4 1-2f	2	0	0	0	1	0	1
						2	0	0	0	0	0	3
Tim Raines, S (1, 7) OBP: 0.395, SLG: 0.350	BCCCBC 2-3 ③ K	BCX 1-1 ② G3	BX 1-0 FC4-6 1-2 1B	FFBBBX 2-2 E6 1-3		4	0	1	0	0	1	1
Mike Aldrete, L (1, 3) OBP: 0.441, SLG: 0.296 Andres Galarraga, R (8, PH) OBP: 0.325, SLG: 0.357 (9, 3)	CBCBBC 3-3 ① K	FX 0-1 ③ F8	CBX 1-1 ③ FC4-6 1-2f	BFBSFBX 3-2 ② F9		3	0	0	0	0	1	2
						1	0	0	0	0	0	2
Tim Wallach, R (1, 5) OBP: 0.358, SLG: 0.596 Tim Burke, R (9, 1) OBP: 0.333, SLG: 0.333	BFBCBB 4-2 G5-4-3 BB	FBBX 2-1 2B	CSBFFFFBFF 3-2 B X 1B	FSS 0-3 ③ K2-3		3	0	2	0	1	1	2
						0	0	0	0	0	0	0
Larry Walker, L (1, 9) OBP: 0.361, SLG: 0.476	FCBFFBX 2-2 ②③ G5-4-3 1-2f	X 0-0 ① F7	X 0-0 ① F8	BFFS 1-3 ① K		4	0	0	0	0	1	3
Mike Fitzgerald, R (1, 2) OBP: 0.375, SLG: 0.409	BFCBX 2-2 ① 5-3	BBFCX 2-2 ② P2	BBFCSX 2-2 1-2 1B	FBBBCFX 3-2 FC6-5 1B 1B		4	0	2	0	0	0	1
Spike Owen, S (1, 6) OBP: 0.347, SLG: 0.422 Steve Frey, R (7, 1) Wallace Johnson, S (7, PH) OBP: 0.278, SLG: 0.471 Dave Schmidt, R (8, 1) Jerry Goff, L (9, 5) OBP: 0.333, SLG: 0.200	CBBBCFFFFB 3-2 F X ② 4-3	X 0-0 ③ F9	BFBX 2-1 ② P3	CX 0-1 1-2 1B FC6-5 1B	2	0	0	0	0	0	1
					0	0	0	0	0	0	0
					1	0	0	0	0	0	2
					0	0	0	0	0	0	0
					1	1	1	0	0	0	0
Kevin Gross, R (1, 1) OBP: 0.238, SLG: 0.524 Bill Sampen, R (5, 1) Tom Foley, L (6, PH) OBP: 0.250, SLG: 0.250 (7, 6) Junior Noboa, R (7, PH) OBP: 0.206, SLG: 0.182 (8, 6)	FX 0-1 2B	BX 1-0 ① F9	X 0-0 ③ G3	BFBCX 2-2 ② FC6-5 1B 1-2 2-3f		1	0	1	0	0	0	0
						0	0	0	0	0	0	0
						1	0	0	0	0	0	0
						2	0	0	0	0	0	4
Inning Stats	R: 0 E: 0 K: 1 S: 7 H: 1 LOB: 0 BB: 0 P: 13	R: 0 E: 0 K: 1 S: 10 H: 0 LOB: 0 BB: 1 P: 19	R: 0 E: 0 K: 0 S: 14 H: 1 LOB: 1 BB: 0 P: 19	R: 0 E: 0 K: 0 S: 7 H: 0 LOB: 0 BB: 0 P: 8	R: 0 E: 0 K: 0 S: 7 H: 1 LOB: 1 BB: 0 P: 11	R: 0 E: 0 K: 0 S: 8 H: 1 LOB: 2 BB: 1 P: 16	R: 0 E: 0 K: 0 S: 16 H: 2 LOB: 2 BB: 0 P: 23	R: 0 E: 1 K: 1 S: 14 H: 1 LOB: 2 BB: 0 P: 20	R: 1 E: 0 K: 1 S: 16 H: 3 LOB: 2 BB: 0 P: 25	1B: 8 2B: 2 3B: 0 HR: 0	SF: 0 SAC: 0 DP: 1 HBP: 0		WP: 1 PB: 0 SB: 0 CS: 1	PA: 38			

PITCHER		IP	WLS	BF	H	R	ER	SO	BB	IBB	HBP	BLK	WP	HR	S	P	ERA	WHIP
Ron Robinson, R ERA: 2.93	(1, 1)	6.0	W	22	4	0	0	2	2	0	0	0	0	0	53	86	0.00	1.000
Tim Birtsas, L ERA: 3.15	(7, 1)	1.2		9	3	0	0	0	0	0	0	0	1	0	27	40	0.00	1.800
Tim Layana, R ERA: 3.31	(8, 1)	1.1		7	3	1	1	2	0	0	0	0	0	0	19	28	6.75	2.250

PITCHER	IP	WLS	BF	H	R	ER	SO	BB	IBB	HBP	BLK	WP	HR	S	P	ERA	WHIP

AB	36
R	1
H	10
RBI	1
BB	2
SO	4
LOB	23

Batter	1	2	3	4	5	6	7	8	9	AB	R	H	RBI	BB	SO	LOB
Chris Sabo, R (1, 5) OBP: 0.401, SLG: 0.553	B F B X 2-1 ① P6		X 0-0 ② P3			B F B B B F F F X 3-2 ① G5-3	B X 1-0 ③ P6		S B X 1-1 ② P6	5	0	0	0	0	0	3
Herm Winningham, L (1, 8) OBP: 0.292, SLG: 0.361	C S C 0-3 ② K		F X 0-1 ③ G5-3			F B F B F B F X 3-2 1B 2B		B F X 1-1 ① L7	C X 0-1 1-H 2-H 1B 3B	5	2	2	2	0	1	0
Barry Larkin, R (1, 6) OBP: 0.426, SLG: 0.401	B S F F F B X 2-2 1B			B F C B X 2-2 ① F8		B B B B 4-0 1B BB		C F X 0-2 S 2B	B X 1-0 BB 1B 3-H 1B	4	1	3	1	1	0	0
Eric Davis, R (1, 7) OBP: 0.310, SLG: 0.333	C F P S 1-3 ③ K			F C C 0-3 ② K		X 0-0 1-3 2-H 1B		B 2 SAFE C B B F F B 4-2 BB	1 SAFE B B B B 4-0 1-2 1B BB	3	0	1	1	2	2	1
Paul O'Neill, L (1, 9) OBP: 0.356, SLG: 0.431		C F B B S 2-3 ① K		B C B S C 2-3 ③ K		B 1 SAFE B X 2-0 ② P4		B F F F B S 2-3 ② K	S F B B B X 3-2 1-2 2-H 1B	5	0	1	1	0	3	4
Todd Benzinger, S (1, 3) OBP: 0.333, SLG: 0.396		S F C 0-3 ② K			B S F F B X 2-2 ① G5-3	F F B X 1-2 ③ G6-3		B S S S 1-3 ③ K 2-3	C B F X 1-2 ③ F9	5	0	0	0	0	2	6
Ron Oester, S (1, 4) OBP: 0.296, SLG: 0.327		B C X 1-1 1B			B X 1-0 ② G6-3		B F X 1-1 ① G3		X 0-0 ① G4-3	4	0	1	0	0	0	0
Joe Oliver, R (1, 2) OBP: 0.348, SLG: 0.404		X 0-0 ③ F4			B C B S B B 4-2 BB		X 0-0 ② F7		S B C B F B B 4-2 1B 3B BB	2	1	0	0	2	0	1
Jack Armstrong, R (1, 1) OBP: 0.105, SLG: 0.056 Ken Griffey, L (9, PH) OBP: 0.333, SLG: 0.316 Randy Myers, L (9, 1)			B C C S 1-3 ① K		S F F S 0-3 ③ K		H 1-0 HBP		C B F F X 1-2 1-2 3B 1B	2 1 0	0 1 0	0 1 0	0 1 0	0 0 0	2 0 0	1 0 0
Inning Stats	R: 0 E: 0 K: 2 S: 14 H: 1 LOB: 1 BB: 0 P: 18	R: 0 E: 0 K: 2 S: 9 H: 1 LOB: 1 BB: 0 P: 12	R: 0 E: 0 K: 1 S: 6 H: 0 LOB: 0 BB: 0 P: 7	R: 0 E: 0 K: 2 S: 9 H: 0 LOB: 0 BB: 0 P: 13	R: 0 E: 0 K: 1 S: 11 H: 0 LOB: 1 BB: 1 P: 18	R: 1 E: 0 K: 0 S: 15 H: 2 LOB: 2 BB: 1 P: 28	R: 0 E: 0 K: 0 S: 4 H: 0 LOB: 1 BB: 0 P: 7	R: 0 E: 0 K: 2 S: 15 H: 1 LOB: 2 BB: 1 P: 23	R: 4 E: 0 K: 0 S: 19 H: 4 LOB: 2 BB: 2 P: 34	1B: 6 2B: 2 3B: 1 HR: 0	SF: 0 SAC: 0 DP: 0 HBP: 1						

TOP

Cincinnati Reds @ Montreal Expos

Olympic Stadium, Montreal, QB

Fri May 25 1990, 7:05 PM EDT

Att. 17,058 - Unknown

livebaseballscorecards.com

AB	36
R	5
H	9
RBI	5
BB	5
SO	10
LOB	16

PITCHER		IP	WLS	BF	H	R	ER	SO	BB	IBB	HBP	BLK	WP	HR	S	P	ERA	WHIP
Dennis Martinez, R ERA: 2.59	(1, 1)	8.0	L	33	5	1	1	10	3	0	1	0	0	0	83	126	1.12	1.000
Dave Schmidt, R ERA: 4.73	(9, 1)	0.2		7	3	4	4	0	2	0	0	0	0	0	13	24	54.00	7.500
Drew Hall, L ERA: 3.33	(9, 1)	0.1		2	1	0	0	0	0	0	0	0	0	0	6	10	0.00	3.000

PITCHER	IP	WLS	BF	H	R	ER	SO	BB	IBB	HBP	BLK	WP	HR	S	P	ERA	WHIP

Cincinnati Reds @ Montreal Expos

Olympic Stadium, Montreal, QB

Fri May 25 1990, 7:05 PM EDT

Att. 17,058 - Unknown

BOTTOM

livebaseballscorecards.com

Batter	1	2	3	4	5	6	7	8	9	AB	R	H	RBI	BB	SO	LOB
Delino DeShields, L (1, 4) OBP: 0.402, SLG: 0.425	B X 1-0 ① B1-3		C X 0-1 ② P6			C B B X 2-1 ② G4-3			B S B B F X 3-2 WP 1B	4	0	1	0	0	0	1
Dave Martinez, L (1, 8) OBP: 0.275, SLG: 0.300 Marquis Grissom, R (9, PH) OBP: 0.311, SLG: 0.317	C B F C 1-3 ② K		F X 0-1 ③ F7			C B B X 2-1 ③ F9			X 0-0 ① P3	3 1	0 0	0 0	0 0	0 0	1 0	1 1
Tim Raines, S (1, 7) OBP: 0.386, SLG: 0.340	X 0-0 ③ G6-3			B X 1-0 ① F7			C B X 1-1 ① F7		C B C B X 2-2 ② G6-3 1-2	4	0	0	0	0	0	1
Andres Galarraga, R (1, 3) OBP: 0.323, SLG: 0.361		X 0-0 G3 2B		B X 1-0 ② F8			C F B B F S 3-3 ② K		C F B B S 2-3 ③ K	4	0	1	0	0	2	1
Tim Wallach, R (1, 5) OBP: 0.352, SLG: 0.585		B B S F S 2-3 ① K		C B X 1-1 ③ P3			X 0-0 ③ G1-3			3	0	0	0	0	1	1
Larry Walker, L (1, 9) OBP: 0.361, SLG: 0.472		X 0-0 ② G3 2-3			B X 1-0 ① P6			B X 1-0 SH3-4 1B		3	0	1	0	0	0	1
Jerry Goff, L (1, 2) OBP: 0.286, SLG: 0.167 Mike Fitzgerald, R (8, PH) OBP: 0.375, SLG: 0.409 (9, 2)		B S B B C C 3-3 ③ K			F S C 0-3 ② K			L 1 SAFE 1 SAFE 1 SAFE X 0-1 ① SH3-4 1-2		2 0	0 0	0 0	0 0	0 0	2 0	1 0
Tom Foley, L (1, 6) OBP: 0.267, SLG: 0.267			F F B X 1-2 SH1-4 1B		C B B F S 2-3 ③ K			B B C X 2-1 ② F9		3	0	1	0	0	1	1
Dennis Martinez, R (1, 1) OBP: 0.130, SLG: 0.130 Wallace Johnson, S (8, PH) OBP: 0.263, SLG: 0.444 Dave Schmidt, R (9, 1) Drew Hall, L (9, 1)			X 0-0 ① SH1-4 1-2			B B C F C 2-3 ① K		B X 1-0 ③ G3		1 1 0 0	0 0 0 0	0 0 0 0	0 0 0 0	1 0 0 0	0 0 0 0	0 1 0 0

	AB	29
	R	0
	H	4
	RBI	0
	BB	0
	SO	8
	LOB	10

Inning Stats	1	2	3	4	5	6	7	8	9	1B: 3	SF: 0	WP: 1	PA: 31
R:	0	0	0	0	0	0	0	0	0	2B: 1	SAC: 2	PB: 0	
E:	0	0	0	0	0	0	0	0	0	3B: 0	DP: 0	SB: 0	
K:	1	2	0	0	2	1	1	0	1	HR: 0	HBP: 0	CS: 0	
S:	5	8	8	4	7	7	7	6	10				
H:	0	1	1	0	0	0	0	1	1				
LOB:	0	1	1	0	0	0	0	1	1				
BB:	0	0	0	0	0	0	0	0	0				
P:	7	13	9	7	10	13	11	10	17				

PITCHER		IP	WLS	BF	H	R	ER	SO	BB	IBB	HBP	BLK	WP	HR	S	P	ERA	WHIP
Jack Armstrong, R ERA: 1.61	(1, 1)	8.0	W	27	3	0	0	7	0	0	0	0	0	0	52	80	0.00	0.375
Randy Myers, L ERA: 2.45	(9, 1)	1.0		4	1	0	0	1	0	0	0	0	1	0	10	17	0.00	1.000

PITCHER	IP	WLS	BF	H	R	ER	SO	BB	IBB	HBP	BLK	WP	HR	S	P	ERA	WHIP

Cincinnati Reds @ Montreal Expos

Olympic Stadium, Montreal, QB

Sun May 27 1990, 3:33 AM EDT

Att. 30,183 - Dome

TOP

livebaseballscorecards.com

Batter	1	2	3	4	5	6	7	8	9	AB	R	H	RBI	BB	SO	LOB
Billy Hatcher, R (1, 8) OBP: 0.370, SLG: 0.435	B B C X 2-1 1B BLK SF9 1B	F H 1-1 BLK HBP		B C H 2-1 HBP			B F X 1-1 ① F8		S X 0-1 ③ 5-3	3	1	1	0	0	0	0
Hal Morris, L (1, 7) OBP: 0.286, SLG: 0.269	C M X 0-2 G3 S 1-3 1B	X 0-0 ③ 6-3 1-2		C B B X 2-1 ② ③ G3-2-3 3-Hf			B F B B X 3-1 ② F9			3	0	1	0	0	0	4
Eric Davis, R (7, PH) OBP: 0.299, SLG: 0.308										1	0	0	0	0	0	0
(7, 7)																
Barry Larkin, R (1, 6) OBP: 0.427, SLG: 0.406	C B X 1-1 ① SF9 3-H		F F B X 1-2 S 1B		C X 0-1 5-3 1B		B X 1-0 ③ F9			3	0	2	1	0	0	0
Todd Benzinger, S (1, 3) OBP: 0.328, SLG: 0.386	B B S B S X 3-2 ② G3 1-3		C B S F R C 1-3 ① K 1-2		B S B F F F B X 3-2 ① 5-3 1-2			C X 0-1 ① G6-3		4	0	0	0	0	1	3
Paul O'Neill, L (1, 9) OBP: 0.352, SLG: 0.430	B B B C F F S 3-3 ③ K		S X 0-1 ② 1-3		X 0-0 ② F8			B B X 2-0 1B 2B		4	0	1	0	0	1	3
Luis Quinones, S (1, 5) OBP: 0.275, SLG: 0.267		C B B F C 2-3 ① K	C X 0-1 ③ G3		C B S C 1-3 ③ K			B F B X 2-1 L4-3 2-3 1B		4	0	1	0	0	2	2
Herm Winningham, L (8, PR) OBP: 0.292, SLG: 0.361										0	0	0	0	0	0	0
Rob Dibble, L (8, 1)										0	0	0	0	0	0	0
Ron Oester, S (1, 4) OBP: 0.310, SLG: 0.357		B F B B F X 3-2 HR 2B		X 0-0 SH1-4 G3-2-3 1B		B B C C C 2-3 ① K		F S B B X 2-2 ② ③ L4-3 1-2		4	1	2	0	0	1	2
Joe Oliver, R (1, 2) OBP: 0.357, SLG: 0.434		B C B B X 3-1 2-H HR		X 0-0 SH1-4 1-2 1B		B C X 1-1 ② F8			B B C B X 3-1 ① F9	4	1	2	2	0	0	0
Jose Rijo, R (1, 1) OBP: 0.077, SLG: 0.077		X 0-0 ② F8		B B F X 2-1 ① SH1-4 1-2 2-3		C S X 0-2 ③ 4-3			C S X 0-2 ② F8	1	0	0	0	0	0	0
Tim Birtsas, L (4, 1)										1	0	0	0	0	0	0
Norm Charlton, S (7, 1) OBP: 0.333, SLG: 0.333										0	0	0	0	0	0	0
Chris Sabo, R (8, 5) OBP: 0.404, SLG: 0.573										1	0	0	0	0	0	0

	AB	33
	R	3
	H	10
	RBI	3
	BB	0
	SO	5
	LOB	14

Inning Stats										
	R: 1	H: 2	R: 2	H: 2	R: 0	H: 1	R: 0	H: 2	R: 0	H: 1
	E: 0	LOB: 1	E: 0	LOB: 1	E: 0	LOB: 1	E: 0	LOB: 2	E: 0	LOB: 1
	K: 1	BB: 0	K: 1	BB: 0	K: 1	BB: 0	K: 0	BB: 0	K: 1	BB: 0
	S: 14	P: 23	S: 11	P: 20	S: 12	P: 14	S: 7	P: 13	S: 11	P: 15

	R	H	LOB	BB	P
	0	0	0	0	11
	0	0	0	0	10
	0	2	0	0	14
	0	0	0	0	10
	0	0	0	0	10

1B: 7	SF: 1	WP: 0	PA: 37
2B: 3	SAC: 1	PB: 0	
3B: 0	DP: 2	SB: 2	
HR: 1	HBP: 2	CS: 0	

PITCHER		IP	WLS	BF	H	R	ER	SO	BB	IBB	HBP	BLK	WP	HR	S	P	ERA	WHIP
Mark Gardner, R ERA: 2.28	(1, 1)	4.0		20	7	3	3	3	0	0	2	2	0	1	44	70	6.75	1.750
Drew Hall, L ERA: 2.97	(5, 1)	3.1	W	12	2	0	0	2	0	0	0	0	0	0	27	41	0.00	0.600
Bill Sampen, R ERA: 1.23	(8, 1)	0.2		2	1	0	0	0	0	0	0	0	0	0	5	9	0.00	1.500
Tim Burke, R ERA: 3.8	(9, 1)	1.0	S	3	0	0	0	0	0	0	0	0	0	0	7	10	0.00	0.000

PITCHER		IP	WLS	BF	H	R	ER	SO	BB	IBB	HBP	BLK	WP	HR	S	P	ERA	WHIP

BOTTOM

Cincinnati Reds @ Montreal Expos

Olympic Stadium, Montreal, QB

Sun May 27 1990, 3:33 AM EDT

Att. 30,183 - Dome

livebaseballscorecards.com

	AB	R	H	RBI	BB	SO	LOB
Delino DeShields, L (1, 4) OBP: 0.404, SLG: 0.433	4	1	2	1	0	0	3
Marquis Grissom, R (1, 8) OBP: 0.302, SLG: 0.306	4	0	1	0	0	1	1
Tim Raines, S (1, 7) OBP: 0.389, SLG: 0.361	4	1	2	1	0	1	1
Andres Galarraga, R (1, 3) OBP: 0.330, SLG: 0.381	4	1	2	1	0	1	0
Tim Wallach, R (1, 5) OBP: 0.359, SLG: 0.582	3	0	1	0	1	0	1
Larry Walker, L (1, 9) OBP: 0.354, SLG: 0.455	3	1	0	0	1	1	3
Mike Fitzgerald, R (1, 2) OBP: 0.364, SLG: 0.405	4	0	1	0	0	1	3
Spike Owen, S (1, 6) OBP: 0.375, SLG: 0.432	1	1	1	0	3	0	0
Mark Gardner, R (1, 1) OBP: 0.133, SLG: 0.200	0	0	0	0	0	0	0
Wallace Johnson, S (4, PH) OBP: 0.286, SLG: 0.421	0	0	0	1	1	0	0
Drew Hall, L (5, 1)	1	0	0	0	0	1	1
Bill Sampen, R (8, 1)	0	0	0	0	0	0	0
Mike Aldrete, L (8, PH) OBP: 0.417, SLG: 0.276	1	0	0	0	0	0	2
Tim Burke, R (9, 1) OBP: 0.333, SLG: 0.333	0	0	0	0	0	0	0

	AB	R	H	RBI	BB	SO	LOB
	29	5	10	4	6	6	15

Inning Stats	1	2	3	4	5	6	7	8	9
	R: 0 E: 0 K: 2 S: 14	H: 0 LOB: 0 BB: 0 P: 22	R: 0 E: 0 K: 0 S: 16	H: 1 LOB: 1 BB: 0 P: 26	R: 1 E: 0 K: 0 S: 11	H: 1 LOB: 0 BB: 1 P: 17	R: 2 E: 0 K: 1 S: 13	H: 3 LOB: 3 BB: 2 P: 27	R: 1 E: 0 K: 0 S: 12	H: 2 LOB: 0 BB: 1 P: 22	R: 0 E: 0 K: 1 S: 9	H: 1 LOB: 1 BB: 1 P: 15	R: 1 E: 0 K: 0 S: 8	H: 2 LOB: 0 BB: 0 P: 13	R: 0 E: 1 K: 2 S: 16	H: 0 LOB: 2 BB: 1 P: 29

	1B	SF	WP	PA
	7	0	1	37
	1	1	0	
	2	0	2	
	3	0	3	
	HR: 2	HBP: 0	CS: 3	

PITCHER		IP	WLS	BF	H	R	ER	SO	BB	IBB	HBP	BLK	WP	HR	S	P	ERA	WHIP
Jose Rijo, R ERA: 3.4	(1, 1)	3.2		18	5	3	3	3	3	0	0	1	0	1	53	91	7.36	2.182
Tim Birtsas, L ERA: 3.22	(4, 1)	2.1	L	9	3	1	1	1	2	0	0	0	0	1	22	38	3.86	2.143
Norm Charlton, L ERA: 3.04	(7, 1)	1.0		4	2	1	1	0	0	0	0	0	1	0	8	13	9.00	2.000
Rob Dibble, R ERA: 1.4	(8, 1)	1.0		5	0	0	0	2	1	0	0	0	0	0	16	29	0.00	1.000

PITCHER	IP	WLS	BF	H	R	ER	SO	BB	IBB	HBP	BLK	WP	HR	S	P	ERA	WHIP

Batter	1	2	3	4	5	6	7	8	9	AB	R	H	RBI	BB	SO	LOB
Delino DeShields, L (1, 4) OBP: 0.401, SLG: 0.429	B S B F B C 3-3 ① K			S X 0-1 S S SF8 1B	B C C B S 2-3 ① K	C C B B X 2-2 ③ G4-3			4	1	1	0	0	2	0
Marquis Grissom, R (1, 8) OBP: 0.302, SLG: 0.313	C B F X 1-2 ② F7			B B F B C F X 3-2 ① F8 1-2	B B X 2-0 L6-4 2B			S C B F X 1-2 ① P6	3	0	1	0	0	0	1
Dave Martinez, L (9, PH) OBP: 0.269, SLG: 0.294 (9, 8)									1	0	0	0	0	0	0
Tim Raines, S (1, 7) OBP: 0.381, SLG: 0.354	C B S S 1-3 ③ K			C C F B B X 2-2 ② SF8 2-H	B F F X 1-2 ②③ L6-4 2-3			B C B X 2-1 ② F7	3	0	0	1	0	1	1
Andres Galarraga, R (1, 3) OBP: 0.333, SLG: 0.409		C B F S 1-3 ① K		C C S 0-3 ③ K			X 0-0 2B	B B B F C F X 3-2 HR	4	1	2	1	0	2	0
Tim Wallach, R (1, 5) OBP: 0.362, SLG: 0.578		X 0-0 ② F7			B B F B F B 4-2 HR BB		B B B S F X 3-2 ① L7	C B B B F X 2-2 1B	3	1	1	0	1	0	1
Larry Walker, L (1, 9) OBP: 0.344, SLG: 0.440		F L X 0-2 ③ L1			C C B X 1-2 ① F7		C B S S 1-3 ② K	X 0-0 ③ P6	4	0	0	0	0	1	3
Mike Fitzgerald, R (1, 2) OBP: 0.363, SLG: 0.442			B B F F C 2-3 ① K		C X 0-1 1-H HR		C B B S B F S 3-3 ③ K		3	1	1	2	0	2	1
Spike Owen, S (1, 6) OBP: 0.368, SLG: 0.422			B F X 1-1 ② P9		B C B X 2-1 ② L3			B C S S 1-3 ① K	3	0	0	0	0	1	0
Oil Can Boyd, R (1, 1) OBP: 0.050, SLG: 0.050			X 0-0 ③ G6-3		F X 0-1 ③ F8			S S B S 1-3 ② K	1	0	0	0	0	0	0
Kevin Gross, R (4, 1) OBP: 0.217, SLG: 0.478									2	0	0	0	0	1	0
Inning Stats	R: 0 H: 0 E: 0 LOB: 0 K: 2 BB: 0 S: 9 P: 14	R: 0 H: 0 E: 0 LOB: 0 K: 1 BB: 0 S: 7 P: 8	R: 0 H: 0 E: 0 LOB: 0 K: 1 BB: 0 S: 6 P: 9	R: 1 H: 1 E: 0 LOB: 0 K: 1 BB: 0 S: 13 P: 18	R: 2 H: 1 E: 0 LOB: 0 K: 0 BB: 1 S: 11 P: 18	R: 0 H: 1 E: 0 LOB: 0 K: 1 BB: 0 S: 7 P: 12	R: 0 H: 1 E: 0 LOB: 1 K: 2 BB: 0 S: 11 P: 18	R: 0 H: 0 E: 0 LOB: 0 K: 2 BB: 0 S: 9 P: 13	R: 1 H: 2 E: 0 LOB: 1 K: 0 BB: 0 S: 14 P: 22	1B: 2 SF: 1 2B: 3 SAC: 0 3B: 0 DP: 1 HR: 2 HBP: 0						

PITCHER	IP	WLS	BF	H	R	ER	SO	BB	IBB	HBP	BLK	WP	HR	S	P	ERA	WHIP
Derek Lilliquist, L (1, 1) ERA: 4.83	6.0	L	21	3	3	3	6	1	0	0	0	0	1	53	79	4.50	0.667
Charlie Kerfeld, R (7, 1) ERA: 5.94	2.0		7	1	0	0	4	0	0	0	0	0	0	20	31	0.00	0.500
Joe Boever, R (9, 1) ERA: 3.05	1.0		5	2	1	1	0	0	0	0	0	0	1	14	22	9.00	2.000

PITCHER	IP	WLS	BF	H	R	ER	SO	BB	IBB	HBP	BLK	WP	HR	S	P	ERA	WHIP

TOP

Montreal Expos @ Atlanta Braves

Atlanta-Fulton County Stadium, Atlanta, GA

Mon May 28 1990, 3:33 AM EDT

Att. 25,152 - Cloudy

livebaseballscorecards.com

AB	31
R	4
H	6
RBI	4
BB	1
SO	10
LOB	7

Batter	1	2	3	4	5	6	7	8	9	AB	R	H	RBI	BB	SO	LOB
Oddibe McDowell, L (1, 8) OBP: 0.285, SLG: 0.363	F7		F9 2-3			1B		SF8 3-H		3	0	1	1	0	0	2
Ron Gant, R (1, 7) OBP: 0.353, SLG: 0.550	L7		P4			F9		F8 2-3		4	0	0	0	0	0	4
Jeff Treadway, L (1, 4) OBP: 0.333, SLG: 0.481	K			K		L3		P9		4	0	0	0	0	2	2
Jim Presley, R (1, 5) OBP: 0.331, SLG: 0.480		G6-3		P4		G5-3 1-2			K	4	0	0	0	0	1	1
David Justice, L (1, 3) OBP: 0.431, SLG: 0.565		L6		BB			F9		1B	3	0	1	0	1	0	0
Dale Murphy, R (1, 9) OBP: 0.371, SLG: 0.483		L9	P3				K		K	4	0	0	0	0	2	2
Ernie Whitt, L (1, 2) OBP: 0.301, SLG: 0.329 Greg Olson, R (5, 2) OBP: 0.389, SLG: 0.532			F9 BB 1B		F8		K		1B	1 3	0 0	1 1	0 0	0 0	0 1	0 0
Andres Thomas, R (1, 6) OBP: 0.273, SLG: 0.284			BB 1-2		G4-3			2B SF8 1B	K	3	1	1	0	1	1	2
Derek Lilliquist, L (1, 1) OBP: 0.333, SLG: 0.619 Charlie Kerfeld, R (7, 1) Tommy Gregg, L (8, PH) OBP: 0.208, SLG: 0.156 Joe Boever, R (9, 1)			K		K			F8 1-3 2B		2 0 1 0	0 0 0 0	0 0 1 0	0 0 0 0	0 0 0 0	2 0 0 0	2 0 0 0
Inning Stats	R: 0 E: 0 K: 1 S: 8 H: 0 LOB: 0 BB: 0 P: 12	R: 0 E: 0 K: 0 S: 4 H: 0 LOB: 0 BB: 0 P: 8	R: 0 E: 0 K: 1 S: 10 H: 1 LOB: 2 BB: 1 P: 17	R: 0 E: 0 K: 1 S: 6 H: 0 LOB: 1 BB: 1 P: 12	R: 0 E: 0 K: 1 S: 7 H: 0 LOB: 0 BB: 0 P: 10	R: 0 E: 0 K: 0 S: 11 H: 1 LOB: 1 BB: 0 P: 15	R: 0 E: 0 K: 2 S: 8 H: 0 LOB: 0 BB: 0 P: 14	R: 1 E: 0 K: 0 S: 13 H: 2 LOB: 1 BB: 0 P: 21	R: 0 E: 0 K: 3 S: 13 H: 2 LOB: 2 BB: 0 P: 16	1B: 5 2B: 1 3B: 0 HR: 0 SF: 1 SAC: 0 DP: 0 HBP: 0						

PITCHER	IP	WLS	BF	H	R	ER	SO	BB	IBB	HBP	BLK	WP	HR	S	P	ERA	WHIP
Oil Can Boyd, R (1, 1) ERA: 3.13	3.0		11	1	0	0	2	1	0	0	0	0	0	22	37	0.00	0.667
Kevin Gross, R (4, 1) ERA: 3.98	6.0	W	24	5	1	1	7	1	0	0	0	0	0	58	88	1.50	1.000

PITCHER	IP	WLS	BF	H	R	ER	SO	BB	IBB	HBP	BLK	WP	HR	S	P	ERA	WHIP

BOTTOM

Montreal Expos @ Atlanta Braves

Atlanta-Fulton County Stadium, Atlanta, GA

Mon May 28 1990, 3:33 AM EDT

Att. 25,152 - Cloudy

livebaseballscorecards.com

AB	32
R	1
H	6
RBI	1
BB	2
SO	9
LOB	15

Braves

Montreal Expos @ Atlanta Braves

Atlanta-Fulton County Stadium, Atlanta, GA

Wed May 30 1990, 7:05 PM EDT

Att. 10,372 - Sunny - 80 F

TOP

livebaseballscorecards.com

Batter	1	2	3	4	5	6	7	8	9	AB	R	H	RBI	BB	SO	LOB
Delino DeShields, L (1, 4) OBP: 0.401, SLG: 0.440	K		K		WP 1-3 1B		P6		1B 3B	5	2	2	0	0	2	1
Spike Owen, S (1, 6) OBP: 0.375, SLG: 0.420	K		F8		1B 1-2 2B BB		FC1-6 BB		G4-6-3 3-H 1B	3	1	1	1	2	1	1
Tim Raines, S (1, 7) OBP: 0.371, SLG: 0.346	K			5-3	SF7 3-H		FC1-6 S E 1-2f		F8	4	1	0	1	0	1	2
Andres Galarraga, R (1, 3) OBP: 0.330, SLG: 0.402 Drew Hall, L (9, 1)		K		K	2B 1-2 2-H 1B		E6 1-H 2B		G4-6-3 1-2f	5 0	2 0	1 0	1 0	0 0	2 0	1 0
Tim Wallach, R (1, 5) OBP: 0.370, SLG: 0.610		1-3		HR	1-H 2-H 2B		1-H 2B			4	1	3	4	0	0	0
Mike Fitzgerald, R (1, 9) OBP: 0.362, SLG: 0.438 Dave Schmidt, R (5, 1) Tim Burke, R (7, 1) OBP: 0.333, SLG: 0.333 Dale Mohorcic, R (9, 1) Mike Aldrete, L (9, 3) OBP: 0.417, SLG: 0.276		1B	K		F7		6-3			3 1 0 0 0	0 0 0 0 0	1 0 0 0 0	0 0 0 0 0	0 0 0 0 0	1 0 0 0 0	1 1 0 0 0
Nelson Santovenia, R (1, 2) OBP: 0.193, SLG: 0.213		K	F9	G3		G3		G3		4	0	0	0	0	1	1
Dave Martinez, L (1, 8) OBP: 0.286, SLG: 0.352			SH1-4 BB		HR	G3		G3		3	1	1	1	1	0	0
Bill Sampen, R (1, 1) Wallace Johnson, S (5, PH) OBP: 0.318, SLG: 0.450 Larry Walker, L (5, 9) OBP: 0.338, SLG: 0.432			SH1-4 1-2		1B SF7 1B	G3		G3		0 1 2	0 1 0	0 1 0	0 0 0	0 0 0	0 0 1	0 0 0

	AB	35
	R	9
	H	10
	RBI	8
	BB	3
	SO	9
	LOB	8

Inning Stats									
	R: 0 E: 0 K: 3 S: 9	H: 0 LOB: 0 BB: 0 P: 9	R: 0 E: 0 K: 2 S: 8	H: 1 LOB: 1 BB: 0 P: 8	R: 0 E: 0 K: 1 S: 5	H: 0 LOB: 1 BB: 1 P: 9	R: 1 E: 0 K: 2 S: 8	H: 1 LOB: 0 BB: 0 P: 8	R: 5 E: 0 K: 0 S: 8	H: 5 LOB: 1 BB: 1 P: 12
	R: 0 E: 0 K: 1 S: 5	H: 0 LOB: 0 BB: 0 P: 5	R: 2 E: 1 K: 0 S: 5	H: 1 LOB: 1 BB: 1 P: 9	R: 0 E: 0 K: 0 S: 3	H: 0 LOB: 0 BB: 0 P: 3	R: 1 E: 0 K: 0 S: 4	H: 2 LOB: 0 BB: 0 P: 4	1B: 5 2B: 2 3B: 1 HR: 2	SF: 1 SAC: 1 DP: 1 HBP: 0	WP: 1 PB: 0 SB: 1 CS: 0	PA: 40

PITCHER		IP	WLS	BF	H	R	ER	SO	BB	IBB	HBP	BLK	WP	HR	S	P	ERA	WHIP
Tom Glavine, L ERA: 3.09	(1, 1)	4.2	L	22	6	6	6	8	2	0	0	0	1	2	36	44	11.57	1.714
Marty Clary, R ERA: 5.25	(5, 1)	0.1		2	1	0	0	0	0	0	0	0	0	0	2	2	0.00	3.000
Tony Castillo, L ERA: 4.29	(6, 1)	1.2		6	0	1	0	1	1	0	0	0	0	0	7	11	0.00	0.600
Dwayne Henry, R ERA: 5.93	(7, 1)	0.1		3	1	1	0	0	0	0	0	0	0	0	3	3	0.00	3.000
Joe Hesketh, L ERA: 2.81	(8, 1)	2.0		7	2	1	1	0	0	0	0	0	0	0	7	7	4.50	1.000

PITCHER		IP	WLS	BF	H	R	ER	SO	BB	IBB	HBP	BLK	WP	HR	S	P	ERA	WHIP

Batter	1	2	3	4	5	6	7	8	9	AB	R	H	RBI	BB	SO	LOB
Ron Gant, R (1, 8) OBP: 0.363, SLG: 0.579	S S S 0-3 ① K		x 0-0 HR		x 0-0 ② P4		x 0-0 BB 1B 2-3 1B		x 0-0 FC3-6 1-2 2-H 1B	5	1	3	2	0	1	0
Jeff Treadway, L (1, 4) OBP: 0.329, SLG: 0.471	x 0-0 ② 1-3		x 0-0 ① 6-3		x 0-0 ③ F9		x 0-0 BB 1-2 3-H 1B		x 0-0 ① FC3-6 SF5 BB 1-2f 2-3	5	0	1	1	0	0	2
Lonnie Smith, R (1, 7) OBP: 0.311, SLG: 0.339	S S S 0-3 ③ K		S S S 0-3 ② K			x 0-0 ① G3	B B B B 4-0 BB 1-2 2-3		B B B B 4-0 DI 1-2 BB	3	0	0	0	2	2	0
Jim Presley, R (1, 5) OBP: 0.339, SLG: 0.490		x 0-0 HR 2B	B B B B 4-0 FC6-4 BB			x 0-0 S S S 1B	0-3 ③ K		x 0-0 ② SF5 2-3 3-H	3	1	2	1	1	1	3
David Justice, L (1, 3) OBP: 0.411, SLG: 0.588		x 0-0 2-H HR	x 0-0 ③ FC6-4 1-2f			S S S 0-3 ② K		S S S 0-3 ① K	x 0-0 ③ F8 1-2	5	1	1	2	0	2	4
Dale Murphy, R (1, 9) OBP: 0.362, SLG: 0.470		x 0-0 ① F8		S S S 0-3 ① K		x 0-0 ③ G3		x 0-0 ② G3		4	0	0	0	0	1	1
Jeff Blauser, R (1, 6) OBP: 0.333, SLG: 0.400		S S S 0-3 ② K		S S S 0-3 ② K			x 0-0 1B 1B 2B	x 0-0 ③ G3		4	1	1	0	0	2	0
Greg Olson, R (1, 2) OBP: 0.395, SLG: 0.530		x 0-0 1B		S S S 0-3 ③ K			x 0-0 ① F8		x 0-0 1B 1B 1B	4	1	2	0	0	1	1
Tom Glavine, L (1, 1) OBP: 0.150, SLG: 0.158 Marty Clary, R (5, 1) Oddibe McDowell, L (5, PH) OBP: 0.282, SLG: 0.360 Tony Castillo, L (6, 1) Dwayne Henry, R (7, 1) Tommy Gregg, L (7, PH) OBP: 0.264, SLG: 0.152 Joe Hesketh, R (8, 1) Francisco Cabrera, R (9, PH) OBP: 0.571, SLG: 1.000		S S S 0-3 ③ K			x 0-0 ① F9		x 0-0 ② P5		x 0-0 FC3-6 1B 1-2 SF5 1B	1 0 1 0 0 1 0 1 0	0 0 0 0 0 0 0 0 0	0 0 0 0 0 0 0 0 0	0 0 0 0 0 0 0 0 0	0 0 0 0 0 0 0 0 0	1 0 0 0 0 0 0 1 0	1 0 0 0 0 0 0 1 0
Inning Stats	R: 0 H: 0 E: 0 LOB: 0 K: 2 BB: 0 S: 7 P: 7	R: 2 H: 3 E: 0 LOB: 1 K: 2 BB: 0 S: 10 P: 10	R: 1 H: 1 E: 0 LOB: 1 K: 1 BB: 1 S: 6 P: 10	R: 0 H: 0 E: 0 LOB: 0 K: 3 BB: 0 S: 9 P: 9	R: 0 H: 0 E: 0 LOB: 0 K: 0 BB: 0 S: 3 P: 3	R: 0 H: 1 E: 0 LOB: 1 K: 1 BB: 0 S: 6 P: 6	R: 1 H: 3 E: 0 LOB: 3 K: 1 BB: 1 S: 8 P: 12	R: 0 H: 0 E: 0 LOB: 0 K: 1 BB: 0 S: 5 P: 5	R: 2 H: 3 E: 0 LOB: 2 K: 0 BB: 1 S: 6 P: 10	1B: 7 SF: 1 2B: 2 SAC: 0 3B: 0 DP: 0 HR: 2 HBP: 0						

PITCHER		IP	WLS	BF	H	R	ER	SO	BB	IBB	HBP	BLK	WP	HR	S	P	ERA	WHIP
Bill Sampen, R ERA: 2.08	(1, 1)	4.0		17	4	3	3	8	1	0	0	0	0	2	32	36	6.75	1.250
Dave Schmidt, R ERA: 4.5	(5, 1)	2.2	W	11	3	1	1	1	0	0	0	0	0	0	13	13	3.38	1.125
Tim Burke, R ERA: 4.3	(7, 1)	1.2		10	4	2	2	2	1	0	0	0	0	0	13	17	10.80	3.000
Dale Mohorcic, R ERA:	(9, 1)	0.1		2	0	0	0	0	1	0	0	0	0	0	1	5	0.00	3.000
Drew Hall, L ERA: 2.93	(9, 1)	0.1	S	1	0	0	0	0	0	0	0	0	0	0	1	1	0.00	0.000

PITCHER	IP	WLS	BF	H	R	ER	SO	BB	IBB	HBP	BLK	WP	HR	S	P	ERA	WHIP

BOTTOM

Montreal Expos @ Atlanta Braves

Atlanta-Fulton County Stadium, Atlanta, GA

Wed May 30 1990, 7:05 PM EDT

Att. 10,372 - Sunny - 80 F

livebaseballscorecards.com

AB	37
R	6
H	11
RBI	6
BB	3
SO	11
LOB	13

1B: 7	SF: 1	WP: 0	PA: 41
2B: 2	SAC: 0	PB: 0	
3B: 0	DP: 0	SB: 0	
HR: 2	HBP: 0	CS: 0	

Batter	1	2	3	4	5	6	7	8	9	AB	R	H	RBI	BB	SO	LOB
Delino DeShields, L (1, 4) OBP: 0.401, SLG: 0.435	B B F F X 2-2 4-3 1B		B F S S 1-3 ② K	X 0-0 ③ 4-3			X 0-0 ② F6		C B F B B B 4-2 S 1-2 BB	4	0	1	0	1	1	1
Dave Martinez, L (1, 8) OBP: 0.311, SLG: 0.448 (8, 9)	1 SAFE B B C B X 2-1 ① ② 4-3 1-2		B B X 2-0 3B		C B B B X 3-1 ① F8		C B B X 2-1 HR		B C B C B B 4-2 1-2 2-3 BB	4	1	2	1	1	0	1
Tim Raines, S (1, 7) OBP: 0.362, SLG: 0.335	F C B B B F X 3-2 ③ 4-3		B C F B B X 2-2 ③ 4-3		X 0-0 ② 4-3		B F B X 2-1 ③ G3		C C B X 1-2 ③ F9	5	0	0	0	0	0	4
Andres Galarraga, R (1, 3) OBP: 0.333, SLG: 0.411		X 0-0 1B 2B		B S C X 1-2 1B BB 1B	F F B B F X 2-2 ③ F9			S B C S 1-3 ① K		4	1	2	0	0	1	0
Tim Wallach, R (1, 5) OBP: 0.367, SLG: 0.602		X 0-0 6-3 2-3 1B		C B X 1-1 ① F8		X 0-0 ① F9		X 0-0 ② 5-3		4	0	1	0	0	0	1
Larry Walker, L (1, 9) OBP: 0.336, SLG: 0.426 Drew Hall, L (8, 1) Dale Mohorcic, R (9, 1)	C S S 0-3 ① K		B X 1-0 BB 1-3 PB 1B			X 0-0 ② 4-3		B C C S 1-3 ③ K		4 0 0	1 0 0	1 0 0	0 0 0	0 0 0	2 0 0	2 0 0
Mike Fitzgerald, R (1, 2) OBP: 0.367, SLG: 0.434	C B B X 2-1 ② 6-3 1-2		H 1-0 PB BB SH3 HBP			B C X 1-1 E S 1B			C S B S 1-3 ① K	3	1	1	0	0	1	2
Spike Owen, S (1, 6) OBP: 0.372, SLG: 0.411	B C B B X 3-1 ③ 4-3		B B B 4-0 SH3 PB 1-2 2-3 3-H BB			B C B B F C 3-3 ③ K 1-3			F C B X 1-2 ② 5-3	3	0	0	1	1	1	3
Kevin Gross, R (1, 1) OBP: 0.200, SLG: 0.440 Otis Nixon, S (8, 8) OBP: 0.324, SLG: 0.286		B B C F S 2-3 ① K	S B B X 2-1 ② SH3 1-3 2-H 3-H			X 0-0 ① F7			B B B C B 4-1 S S BB	2 0	0 0	0 0	1 0	0 1	1 0	0 0
Inning Stats	R: 0 H: 1 E: 0 LOB: 0 K: 0 BB: 0 S: 9 P: 16	R: 0 H: 2 E: 0 LOB: 2 K: 1 BB: 0 S: 9 P: 14	R: 0 H: 1 E: 0 LOB: 1 K: 2 BB: 0 S: 10 P: 17	R: 3 H: 2 E: 0 LOB: 1 K: 0 BB: 1 S: 9 P: 19	R: 0 H: 0 E: 0 LOB: 0 K: 0 BB: 0 S: 7 P: 12	R: 0 H: 1 E: 0 LOB: 1 K: 1 BB: 0 S: 7 P: 11	R: 1 H: 1 E: 0 LOB: 0 K: 0 BB: 0 S: 6 P: 10	R: 0 H: 0 E: 0 LOB: 0 K: 2 BB: 0 S: 7 P: 9	R: 0 H: 0 E: 0 LOB: 3 K: 1 BB: 3 S: 14 P: 29	1B: 5 SF: 0 2B: 1 SAC: 1 3B: 1 DP: 0 HR: 1 HBP: 1						WP: 0 PA: 39 PB: 1 SB: 4 CS: 0

TOP

Montreal Expos @ Pittsburgh Pirates

Three Rivers Stadium, Pittsburgh, PA

Fri Jun 01 1990, 7:05 PM EDT

Att. 27,410 - Unknown

livebaseballscorecards.com

AB	33
R	4
H	8
RBI	3
BB	4
SO	7
LOB	14

PITCHER		IP	WLS	BF	H	R	ER	SO	BB	IBB	HBP	BLK	WP	HR	S	P	ERA	WHIP
Doug Drabek, R ERA: 2.78	(1, 1)	7.0	L	30	8	4	3	4	1	0	1	0	0	1	57	99	3.86	1.286
Stan Belinda, R ERA: 2.57	(8, 1)	1.2		6	0	0	0	3	1	0	0	0	0	0	14	22	0.00	0.600
Scott Ruskin, L ERA: 2.78	(9, 1)	0.1		3	0	0	0	0	2	0	0	0	0	0	7	16	0.00	6.000

PITCHER	IP	WLS	BF	H	R	ER	SO	BB	IBB	HBP	BLK	WP	HR	S	P	ERA	WHIP

Montreal Expos @ Pittsburgh Pirates

Three Rivers Stadium, Pittsburgh, PA

Fri Jun 01 1990, 7:05 PM EDT

Att. 27,410 - Unknown

BOTTOM

Batter	1	2	3	4	5	6	7	8	9	AB	R	H	RBI	BB	SO	LOB
Wally Backman, S (1, 5) OBP: 0.402, SLG: 0.435	B F B B X 3-1 F7 ①		B S C B B X 3-2 3-1 2-3 ②			C C B B C 2-3 K ①	C X 0-1 4-3 ③			4	0	0	0	0	1	3
Jay Bell, R (1, 6) OBP: 0.328, SLG: 0.378	X 0-0 F4 ②		B S B B B X 3-1 6-3 ③			B B C B X 3-1 F8 ②		B C F B S 2-3 K ①		4	0	0	0	0	1	1
Andy Van Slyke, L (1, 8) OBP: 0.408, SLG: 0.487	B B C X 2-1 L3 ③			B C B F F F F S 2-3 K ①		C S B F X 1-2 1B		B B C X 2-1 G3 ②		4	0	1	0	0	1	0
Bobby Bonilla, S (1, 9) OBP: 0.325, SLG: 0.585		C S B B S 2-3 K ①		X 0-0 4-3 ②		F S S 0-3 K ③		X 0-0 F6 ③		4	0	0	0	0	2	1
Barry Bonds, L (1, 7) OBP: 0.398, SLG: 0.603		X 0-0 G3 ②		B B C B S F C 3-3 K ③			B X 1-0 P6 ①		F B S B B B 4-2 1B BB	3	0	0	0	1	1	0
Sid Bream, L (1, 3) OBP: 0.350, SLG: 0.417 Gary Redus, R (9, PH) OBP: 0.286, SLG: 0.348		B B C C F B X 3-2 1B			B S F X 1-2 F8 ①		F B X 1-1 4-3 2B 1B		C C B X 1-2 G5-4-3 1-2 1B	3 1	1 0	2 1	0 0	0 0	0 0	0 0
Michael LaValliere, L (1, 2) OBP: 0.411, SLG: 0.375 Don Slaught, R (9, PH) OBP: 0.446, SLG: 0.651	C F B B F X 1-2 F8 ③				B B C X 2-1 6-3 ②		B X 1-0 4-3 1-2 ②		C X 0-1 F9 ①	3 1	0 0	0 0	0 0	0 0	0 0	2 2
Jose Lind, R (1, 4) OBP: 0.361, SLG: 0.409			S B S S B X 2-2 3-1 SH5-4 1B		X 0-0 1B		B F B F X 2-2 2-H 2B		B B X 2-0 G5-4-3 1-2f ② ③	4	0	3	1	0	0	2
Doug Drabek, R (1, 1) OBP: 0.286, SLG: 0.400 John Cangelosi, S (7, PH) OBP: 0.313, SLG: 0.154 Stan Belinda, R (8, 1) Scott Ruskin, R (9, 1)			C B S S X 1-2 SH5-4 1-2 ①		C B S S 0-3 K ③		B B C B B 4-1 BB			1 0 0 0	0 0 0 0	0 0 0 0	0 0 0 0	0 1 0 0	1 0 0 0	1 0 0 0

	AB	32
	R	1
	H	7
	RBI	1
	BB	2
	SO	7
	LOB	12

livebaseballscorecards.com

Inning Stats	1	2	3	4	5	6	7	8	9
	R: 0 E: 0 K: 0 S: 5	H: 0 LOB: 0 BB: 0 P: 10	R: 0 E: 0 K: 1 S: 12	H: 1 LOB: 1 BB: 0 P: 18	R: 0 E: 0 K: 0 S: 11	H: 1 LOB: 1 BB: 0 P: 20	R: 0 E: 0 K: 2 S: 12	H: 0 LOB: 0 BB: 0 P: 17	R: 0 E: 0 K: 1 S: 9	H: 1 LOB: 1 BB: 0 P: 12	R: 0 E: 0 K: 2 S: 12	H: 1 LOB: 1 BB: 0 P: 18	R: 1 E: 0 K: 0 S: 10	H: 2 LOB: 2 BB: 1 P: 19	R: 0 E: 0 K: 1 S: 6	H: 0 LOB: 0 BB: 0 P: 10	R: 0 E: 0 K: 0 S: 8	H: 1 LOB: 1 BB: 1 P: 15

1B: 6	SF: 0	WP: 0	PA: 35
2B: 1	SAC: 1	PB: 0	
3B: 0	DP: 1	SB: 0	
HR: 0	HBP: 0	CS: 0	

PITCHER		IP	WLS	BF	H	R	ER	SO	BB	IBB	HBP	BLK	WP	HR	S	P	ERA	WHIP
Kevin Gross, R ERA: 3.71	(1, 1)	7.0	W	28	6	1	1	6	1	0	0	0	0	0	71	114	1.29	1.000
Drew Hall, L ERA: 2.84	(8, 1)	1.0		5	1	0	0	1	1	0	0	0	0	0	11	20	0.00	2.000
Dale Mohorcic, R ERA:	(9, 1)	1.0	S	2	0	0	0	0	0	0	0	0	0	0	3	5	0.00	0.000

PITCHER	IP	WLS	BF	H	R	ER	SO	BB	IBB	HBP	BLK	WP	HR	S	P	ERA	WHIP

Batter	1	2	3	4	5	6	7	8	9	10	AB	R	H	RBI	BB	SO	LOB
Otis Nixon, S (1, 7) OBP: 0.359, SLG: 0.290	4-0 S S E BB		X 0-0 G5-3 ①		F F B B F X 2-2 F8 ③			B B X 2-0 SH5-3 1B 1B		B F B F F B B 4-2 S BB	3	2	1	0	2	0	1
Dave Martinez, L (1, 8) OBP: 0.323, SLG: 0.452	C B F X 1-2 F7 ① 1-2		B B C C B X 3-2 CS 1B			B C B C X 2-2 CS 1B		F B X 1-1 SH5-3 ① 1-2		C C B C 1-3 K ② 1-2	4	0	2	0	0	1	2
Mike Fitzgerald, R (1, 9) OBP: 0.353, SLG: 0.414 Larry Walker, L (8, 9) OBP: 0.333, SLG: 0.423	B T F S 2 S SAFE 1-3 K ② 2-H		B B X 2-0 L4 ②			C F S 0-3 K ①		B X 1-0 F9 ②		X 0-0 G3 ③	4 1	0 0	0 0	0 0	0 0	2 0	3 1
Andres Galarraga, R (1, 3) OBP: 0.337, SLG: 0.430	B B S T X 2-2 G6-3 ③		B 1-0 CS ③ 1-2	B F B X 2-1 G6-3 ①		F B 1 SAFE X 1-1 HR ② 1-2		B C S B B F X 3-2 1B ② 2-H			4	1	2	2	0	0	0
Tim Wallach, R (1, 5) OBP: 0.360, SLG: 0.589		B C S X 1-2 F7 ①		B S S X 1-2 F8 ②		C B S F B B X 3-2 G1-3 ③		S T F B S 1-3 K ③			4	0	0	0	0	1	1
Junior Noboa, R (1, 4) OBP: 0.214, SLG: 0.195 Delino DeShields, L (9, PH) OBP: 0.399, SLG: 0.433 (9, 4)		X 0-0 G6-3 ②		X 0-0 G6-3 ③			B X 1-0 G4-3 ①		S F C 0-3 K ①		3 1	0 0	0 0	0 0	0 0	0 1	0 0
Nelson Santovenia, R (1, 2) OBP: 0.195, SLG: 0.228	B B X 2-0 2B		X 0-0 L4 ①				B B X 2-0 G4-3 ②		B C F B S 2-3 K ②		4	0	1	0	0	1	0
Spike Owen, S (1, 6) OBP: 0.375, SLG: 0.417 Drew Hall, L (9, 1)	I I I I 4-0 IBB		B B X 2-0 F7 ②				X 0-0 2B		B F X 1-1 G4-3 ③		3 0	0 0	1 0	0 0	1 0	0 0	0 0
Zane Smith, L (1, 1) OBP: 0.278, SLG: 0.444 Wallace Johnson, S (7, PH) OBP: 0.304, SLG: 0.429 Dave Schmidt, R (7, 1) Tom Foley, L (9, 6) OBP: 0.250, SLG: 0.250		X 0-0 G3 ③			X 0-0 1B		B X 1-0 P6 ③			B S B T F X 2-2 G6-3 ①	0 1 0 1	0 0 0 0	0 0 0 0	0 0 0 0	0 0 0 0	0 0 0 0	0 1 0 0
Inning Stats	R: 1 H: 0 E: 0 LOB: 0 K: 1 BB: 1 S: 9 P: 17	R: 0 H: 1 E: 0 LOB: 2 K: 0 BB: 1 S: 6 P: 13	R: 0 H: 1 E: 0 LOB: 0 K: 0 BB: 0 S: 5 P: 11	R: 0 H: 0 E: 0 LOB: 0 K: 0 BB: 0 S: 6 P: 9	R: 0 H: 1 E: 0 LOB: 1 K: 0 BB: 0 S: 7 P: 11	R: 1 H: 2 E: 0 LOB: 0 K: 1 BB: 0 S: 12 P: 18	R: 0 H: 1 E: 0 LOB: 1 K: 0 BB: 0 S: 4 P: 8	R: 1 H: 2 E: 0 LOB: 1 K: 1 BB: 0 S: 11 P: 19	R: 0 H: 0 E: 0 LOB: 0 K: 2 BB: 0 S: 8 P: 11	R: 0 H: 0 E: 0 LOB: 1 K: 1 BB: 1 S: 11 P: 18	1B: 5 2B: 2 3B: 0 HR: 1	SF: 0 SAC: 1 DP: 0 HBP: 0					

PITCHER		IP	WLS	BF	H	R	ER	SO	BB	IBB	HBP	BLK	WP	HR	S	P	ERA	WHIP
Neal Heaton, L ERA: 2.84	(1, 1)	7.2		30	7	3	2	2	1	1	0	0	0	1	53	95	2.35	1.043
Ted Power, R ERA: 2.74	(8, 1)	1.1		5	1	0	0	3	0	0	0	0	0	0	15	22	0.00	0.750
Bill Landrum, R ERA: 1.03	(10, 1)	1.0	W	4	0	0	0	1	1	0	0	0	0	0	11	18	0.00	1.000

PITCHER		IP	WLS	BF	H	R	ER	SO	BB	IBB	HBP	BLK	WP	HR	S	P	ERA	WHIP

TOP

Montreal Expos @ Pittsburgh Pirates

Three Rivers Stadium, Pittsburgh, PA

Sat Jun 02 1990, 7:05 PM EDT

Att. 47,374 - Cloudy - 70 F

livebaseballscorecards.com

AB	33
R	3
H	7
RBI	2
BB	3
SO	6
LOB	9

WP: 0	PA: 40		
PB: 0			
SB: 3			
CS: 2			

Batter	1	2	3	4	5	6	7	8	9	10	AB	R	H	RBI	BB	SO	LOB
Jeff King, R (1, 5) (8, 3) OBP: 0.257, SLG: 0.323	F X 0-1 CS 1B		X 0-0 G5-3 1B 2-3 1B		F B B B X 3-1 ② F8			X 0-0 ① SH1-3 2-3		C B X 1-1 ② F7	4	0	2	0	0	0	0
Jay Bell, R (1, 6) OBP: 0.335, SLG: 0.381	F F B F B B S 3-3 ① ② K 1-2		B B C X 2-1 1-2 3-H 1B		C B B X 2-1 ③ G6-3			F B F X 1-2 1B		B B B B 4-0 2B BB	4	1	2	1	1	1	1
R.J. Reynolds, S (1, 8) OBP: 0.357, SLG: 0.365	X 0-0 ③ G5-3		C B X 1-1 ② ③ G5-3 2-3f			F B B X 2-1 ① G1-4-3		X 0-0 ② SF8 3-H		X 0-0 1-H 2B	4	0	1	2	0	0	2
Bobby Bonilla, S (1, 9) OBP: 0.319, SLG: 0.574		C X 0-1 ① P7		C B F C 1-3 ① K		X 0-0 ② G4-3		F X 0-1 ③ G3			4	0	0	0	0	1	1
Barry Bonds, L (1, 7) OBP: 0.400, SLG: 0.604		B C X 1-1 ② F8		C B S B B F B 4-2 S 1B BB		C X 0-1 ③ P5			X 0-0 L3-6 2B		3	1	1	0	1	0	0
Don Slaught, R (1, 2) OBP: 0.448, SLG: 0.644	X 0-0 1B			B B F X 2-1 1B 1-H 1B			X 0-0 ① B1-3		B X 1-0 ① ② L3-6 2-3		4	0	2	1	0	0	1
Gary Redus, R (1, 3) OBP: 0.278, SLG: 0.338 Sid Bream, L (7, PH) (8, 3) OBP: 0.347, SLG: 0.413 Ted Power, R (8, 1) OBP: 0.250, SLG: 0.500 John Cangelosi, S (9, PH) OBP: 0.333, SLG: 0.185 Bill Landrum, R (10, 1)		B B F X 2-1 ③ F9		B S F S 1-3 ② K			C B X 1-1 ② L6		B F B X 2-1 1B		2 1 0 1 0	0 0 0 0 0	0 0 0 1 0	0 0 0 0 0	0 0 0 0 0	1 0 0 0 0	2 0 0 0 0
Jose Lind, R (1, 4) OBP: 0.364, SLG: 0.417			C X 0-1 1B 1B 2B	X 0-0 ③ 1-3 1B			C F B X 1-2 ③ G1-3		C X 0-1 ③ F8		4	1	2	0	0	0	1
Neal Heaton, L (1, 1) OBP: 0.130, SLG: 0.048 Wally Backman, S (8, 5) OBP: 0.403, SLG: 0.445			L L L 0-3 ① K		C F F X 0-2 ① P2			X 0-0 SH1-3 SF8 2B		B X 1-0 ① P3	2 2	0 1	0 1	0 1	0 0	1 0	1 0
Inning Stats	R: 0 H: 1 E: 0 LOB: 0 K: 1 BB: 0 S: 7 P: 10	R: 0 H: 1 E: 0 LOB: 1 K: 0 BB: 0 S: 7 P: 10	R: 1 H: 3 E: 0 LOB: 1 K: 1 BB: 0 S: 10 P: 13	R: 1 H: 2 E: 0 LOB: 2 K: 2 BB: 1 S: 12 P: 20	R: 0 H: 0 E: 0 LOB: 0 K: 0 BB: 0 S: 8 P: 13	R: 0 H: 0 E: 0 LOB: 0 K: 0 BB: 0 S: 5 P: 7	R: 0 H: 0 E: 0 LOB: 0 K: 0 BB: 0 S: 6 P: 8	R: 1 H: 2 E: 0 LOB: 1 K: 0 BB: 0 S: 8 P: 9	R: 0 H: 2 E: 0 LOB: 1 K: 0 BB: 0 S: 6 P: 9	R: 1 H: 1 E: 0 LOB: 1 K: 0 BB: 1 S: 4 P: 10	1B: 8 2B: 6 3B: 0 HR: 0	SF: 1 SAC: 1 DP: 3 HBP: 0					

PITCHER		IP	WLS	BF	H	R	ER	SO	BB	IBB	HBP	BLK	WP	HR	S	P	ERA	WHIP
Zane Smith, L ERA: 3.12	(1, 1)	6.0		23	7	2	2	4	1	0	0	0	0	0	49	73	3.00	1.333
Dave Schmidt, R ERA: 4.5	(7, 1)	2.0		8	2	1	1	0	0	0	0	0	0	0	14	17	4.50	1.000
Drew Hall, L ERA: 2.97	(9, 1)	1.2	L	8	3	1	1	0	1	0	0	0	0	0	10	19	5.40	2.400

PITCHER	IP	WLS	BF	H	R	ER	SO	BB	IBB	HBP	BLK	WP	HR	S	P	ERA	WHIP

BOTTOM

Montreal Expos @ Pittsburgh Pirates

Three Rivers Stadium, Pittsburgh, PA

Sat Jun 02 1990, 7:05 PM EDT
Att. 47,374 - Cloudy - 70 F

livebaseballscorecards.com

AB	35
R	4
H	12
RBI	4
BB	2
SO	4
LOB	9

1B: 8	SF: 1	WP: 0	PA: 39
2B: 6	SAC: 1	PB: 0	
3B: 0	DP: 3	SB: 1	
HR: 0	HBP: 0	CS: 1	

Batter	1	2	3	4	5	6	7	8	9	AB	R	H	RBI	BB	SO	LOB
Delino DeShields, L (1, 4) OBP: 0.399, SLG: 0.434	6-3		G3 2B		K			FC4-6 CS 1-2f	BB 1-2 2-3 3-H	4	0	1	1	1	1	1
Dave Martinez, L (1, 8) (7, 9) (9, 8) OBP: 0.314, SLG: 0.478	K2-3		G3 2-3			HR		F8 1-2	F7	5	1	1	1	0	1	5
Tim Raines, S (1, 7) OBP: 0.369, SLG: 0.337	FC5-4 1B		BB			F4			E S E BB	2	1	1	0	2	0	0
Andres Galarraga, R (1, 3) OBP: 0.330, SLG: 0.420	FC5-4 1-2f		F9			F7			F9 1-3	4	0	0	0	0	0	4
Tim Wallach, R (1, 5) OBP: 0.363, SLG: 0.587		E7 G3 1B		K		F7			E9 2B 1B 3-H	4	0	2	1	0	1	0
Spike Owen, S (9, PR) (9, 6) OBP: 0.375, SLG: 0.417										0	1	0	0	0	0	0
Mike Aldrete, L (1, 9) OBP: 0.410, SLG: 0.258		G3 2-3		6-3			BB CS		2B BB IBB	2	0	0	0	1	0	1
Otis Nixon, S (7, PR) (7, 8) OBP: 0.359, SLG: 0.290										0	0	0	0	0	0	0
Wallace Johnson, S (9, PH) OBP: 0.333, SLG: 0.429										0	1	0	0	1	0	0
Dale Mohorcic, R (9, 1)										0	0	0	0	0	0	0
Dave Schmidt, R (9, 1)										0	0	0	0	0	0	0
Mike Fitzgerald, R (1, 2) (9, 9) OBP: 0.349, SLG: 0.418		L6		6-3			L6 1-2		BB 2B 1-3 2-H	4	0	1	1	0	0	2
Tom Foley, L (1, 6) (9, 5) OBP: 0.250, SLG: 0.211		4-3			3-1		F2		BB IBB	3	0	0	0	1	0	2
Dennis Martinez, R (1, 1) OBP: 0.120, SLG: 0.120			F7		K			FC4-6 1B	F9	2	0	0	0	0	1	0
Junior Noboa, R (8, PH) OBP: 0.233, SLG: 0.214										1	0	1	0	0	0	0
Bill Sampen, R (8, 1)										0	0	0	0	0	0	0
Larry Walker, L (9, PH) OBP: 0.333, SLG: 0.423										0	0	0	0	0	0	0
Nelson Santovenia, R (9, PH) OBP: 0.193, SLG: 0.225										1	0	0	0	0	0	3
(9, 2)																

TOP

Montreal Expos @ Pittsburgh Pirates

Three Rivers Stadium, Pittsburgh, PA

Sun Jun 03 1990, 3:33 AM EDT

Att. 27,817 - Sunny - 77 F

livebaseballscorecards.com

AB	32
R	4
H	7
RBI	4
BB	6
SO	4
LOB	18

Inning Stats	1	2	3	4	5	6	7	8	9	1B: 4	SF: 0	WP: 0	PA: 38
R:	0	0	0	0	0	1	0	0	3	2B: 2	SAC: 0	PB: 0	
E:	0	1	0	0	0	0	0	0	1	3B: 0	DP: 0	SB: 1	
K:	1	0	0	1	2	0	0	0	0	HR: 1	HBP: 0	CS: 2	
S:	6	4	4	5	7	4	2	3	5				
H:	1	1	1	0	0	1	0	1	2				
LOB:	1	1	2	0	0	0	0	0	3				
BB:	0	0	1	0	0	0	1	0	4				
P:	6	4	8	5	7	4	6	3	21				

PITCHER		IP	WLS	BF	H	R	ER	SO	BB	IBB	HBP	BLK	WP	HR	S	P	ERA	WHIP
Bob Walk, R ERA: 2.83	(1, 1)	7.0		26	4	1	1	4	2	0	0	0	0	1	32	40	1.29	0.857
Scott Ruskin, L ERA: 3.04	(8, 1)	1.0		4	1	1	1	0	1	0	0	0	0	0	3	7	9.00	2.000
Stan Belinda, R ERA: 4.91	(9, 1)	0.1	L	5	2	1	1	0	0	2	0	0	0	0	3	11	27.00	6.000
Bob Kipper, L ERA: 8.71	(9, 1)	0.2		3	0	1	1	0	1	0	0	0	0	0	2	6	13.50	1.500

PITCHER		IP	WLS	BF	H	R	ER	SO	BB	IBB	HBP	BLK	WP	HR	S	P	ERA	WHIP

Montreal Expos @ Pittsburgh Pirates

Three Rivers Stadium, Pittsburgh, PA

Sun Jun 03 1990, 3:33 AM EDT

Att. 27,817 - Sunny - 77 F

BOTTOM

Batter	1	2	3	4	5	6	7	8	9	AB	R	H	RBI	BB	SO	LOB
Wally Backman, S (1, 5) OBP: 0.388, SLG: 0.426	K		F7		4-3		F7		K	5	0	0	0	0	2	1
Jay Bell, R (1, 6) OBP: 0.333, SLG: 0.383	2B		K		F9				F9	4	1	1	0	0	1	1
Andy Van Slyke, L (1, 8) OBP: 0.410, SLG: 0.500	2B		2B			K			K	4	0	2	1	0	2	0
Bobby Bonilla, S (1, 9) OBP: 0.318, SLG: 0.567	K		P4			4-3		WP BB 1B		4	0	1	0	0	1	2
Barry Bonds, L (1, 7) OBP: 0.402, SLG: 0.599	4-3			3-1		3B 1B		BBBB WP 1-2 BB		3	1	1	0	1	0	1
Sid Bream, L (1, 3) OBP: 0.344, SLG: 0.425		F7		K		1-H 3B		1-2 2-3 K		4	0	1	1	0	2	2
Don Slaught, R (1, 2) OBP: 0.444, SLG: 0.644		FC1-6 2B		6-3		4-3			BBBB 1B BLK G4-6-3 BB	3	0	1	0	0	0	1
Gary Redus, R (9, PH) OBP: 0.288, SLG: 0.338										0	1	0	0	1	0	0
Jose Lind, R (1, 4) OBP: 0.367, SLG: 0.419		FC1-6 2-3			SH5-4 S 1B		F9		G4-6-3 1-3 1B	4	0	2	0	0	0	1
Bob Walk, R (1, 1) OBP: 0.188, SLG: 0.188	6-3				SH5-4 1-3		4-3		G4-6-3 1-2f 3-H	1	0	0	0	0	0	1
John Cangelosi, S (7, PH) OBP: 0.324, SLG: 0.179										1	0	0	0	0	0	0
Scott Ruskin, R (8, 1)										0	0	0	0	0	0	0
Stan Belinda, R (9, 1)										0	0	0	0	0	0	0
Bob Kipper, R (9, 1)										0	0	0	0	0	0	0
R.J. Reynolds, S (9, PH) OBP: 0.353, SLG: 0.360										1	0	0	0	0	0	1
Inning Stats	R: 1 H: 2 E: 0 LOB: 1 K: 2 BB: 0 S: 9 P: 9	R: 0 H: 1 E: 0 LOB: 1 K: 0 BB: 0 S: 4 P: 4	R: 0 H: 1 E: 0 LOB: 1 K: 1 BB: 0 S: 6 P: 6	R: 0 H: 0 E: 0 LOB: 0 K: 1 BB: 0 S: 5 P: 5	R: 0 H: 1 E: 0 LOB: 1 K: 0 BB: 0 S: 4 P: 4	R: 1 H: 2 E: 0 LOB: 1 K: 1 BB: 0 S: 7 P: 7	R: 0 H: 0 E: 0 LOB: 0 K: 0 BB: 0 S: 3 P: 3	R: 0 H: 1 E: 0 LOB: 2 K: 2 BB: 1 S: 8 P: 12	R: 1 H: 1 E: 0 LOB: 0 K: 1 BB: 1 S: 5 P: 9	1B: 4 SF: 0 2B: 4 SAC: 1 3B: 1 DP: 1 HR: 0 HBP: 0						WP: 1 PA: 37 PB: 0 SB: 1 CS: 0	

livebaseballscorecards.com

	AB	34
	R	3
	H	9
	RBI	2
	BB	2
	SO	8
	LOB	11

PITCHER		IP	WLS	BF	H	R	ER	SO	BB	IBB	HBP	BLK	WP	HR	S	P	ERA	WHIP
Dennis Martinez, R ERA: 2.59	(1, 1)	7.0		28	7	2	2	5	0	0	0	0	0	0	38	38	2.57	1.000
Bill Sampen, R ERA: 2.0	(8, 1)	1.0	W	5	1	0	0	2	1	0	0	0	1	0	8	12	0.00	2.000
Dale Mohorcic, R ERA: 6.75	(9, 1)	0.0		2	1	1	1	0	1	0	0	1	0	0	1	5	∞	∞
Dave Schmidt, R ERA: 4.26	(9, 1)	1.0	S	2	0	0	0	1	0	0	0	0	0	0	4	4	0.00	0.000

PITCHER	IP	WLS	BF	H	R	ER	SO	BB	IBB	HBP	BLK	WP	HR	S	P	ERA	WHIP

Batter	1	2	3	4	5	6	7	8	9	AB	R	H	RBI	BB	SO	LOB
Delino DeShields, L (1, 4) OBP: 0.399, SLG: 0.433	B S F B F F X 2-2 ① G1		B F X 1-1 S 1B 1B	B B S B S S 3-3 ③ K			X 0-0 3B 1B	C B X 1-1 ② G4-3		5	2	2	0	0	1	2
Dave Martinez, L (1, 8) (7, 9) OBP: 0.333, SLG: 0.514	B F B X 2-1 CS 1B		1 SAFE 1 SAFE 1 SAFE B B F 1 SAFE 1 SAFE B 3-1 X ① F9 1-2		B B C B X 3-1 ① L8		B 1 SAFE X 1-0 1-H 2B 3B	X 0-0 BB 1B		5	1	3	1	0	0	1
Tim Raines, S (1, 7) OBP: 0.370, SLG: 0.341	1 SAFE C 1 SAFE 1 SAFE 1 SAFE S B S 1-3 ② ③ K 1-2		F X 0-1 ② F7		S B B S B S 3-3 ② K		B C X 1-1 1B 1B 3-H 2B	1 SAFE P 1 SAFE B 1 SAFE B 1 SAFE 1 SAFE C 4-1 B 1-2 BB		4	1	1	1	1	2	2
Andres Galarraga, R (1, 3) OBP: 0.332, SLG: 0.417		B B F S S B B 4-2 BB 1B BB	X 0-0 2-H 1B		B C S B C 2-3 ③ K		B S B F S 2-3 ① K	B F C F B S 2-3 ③ K		4	0	1	1	1	3	3
Tim Wallach, R (1, 5) OBP: 0.368, SLG: 0.585		X 0-0 1-2 BB 1B	X 0-0 ③ F9			B B B B B 4-0 2B BB	C F X 0-2 2-3 BB 1B 1B		X 0-0 ① G5-3	4	1	2	0	1	0	1
Larry Walker, L (1, 9) OBP: 0.333, SLG: 0.429 Mike Fitzgerald, R (7, PH) OBP: 0.355, SLG: 0.418 Otis Nixon, S (7, PR) OBP: 0.350, SLG: 0.281 (7, 8)	L S B B S 2-3 ① K		S S B S 1-3 ① K			S 1 SAFE C B B F 1 SAFE F X 2-2 1-3 2B	B C B 1 SAFE 1 SAFE L B 1 SAFE B 4-2 CS 1B 1-2 BB		C B F C 1-3 ② K	3 0 1	0 0 0	1 0 0	0 0 0	0 0 0	2 1 0	2 0 1
Jerry Goff, L (1, 2) OBP: 0.294, SLG: 0.200 Nelson Santovenia, R (7, PH) OBP: 0.200, SLG: 0.232 (7, 2)	F B C B S 2-3 ② K		B X 1-0 1B 1B			F C F F B B B S 2-3 ① K	F B B F X 2-2 CS 1-2 2-H 3-H 1B		C X 0-1 ③ P6	3 2	0 0	1 1	0 2	0 0	2 0	4 0
Spike Owen, S (1, 6) OBP: 0.378, SLG: 0.415	B F B B B 4-1 1-2 2-3 BB		B B C S S X 2-2 1-2 1B			F B C S S 1-3 ② K	C B F X 1-2 ② ③ G3 1-2 2-3			3	0	1	0	1	1	4
Mark Gardner, R (1, 1) OBP: 0.118, SLG: 0.176 Mike Aldrete, L (6, PH) OBP: 0.400, SLG: 0.250 Bill Sampen, R (6, 1) Dave Schmidt, R (8, 1)	S B S S S 1-3 ③ K		C L L 0-3 ② K			F B B X 2-1 ③ 4-3		S C F C 0-3 ① K		2 1 1 0	0 0 0 0	0 0 0 0	0 0 0 0	2 0 1 0	5 2 0 0	
Inning Stats	R: 0 E: 0 K: 1 S: 11 H: 1 LOB: 0 BB: 0 P: 16	R: 0 E: 0 K: 3 S: 13 H: 1 LOB: 3 BB: 2 P: 26	R: 1 E: 0 K: 0 S: 8 H: 2 LOB: 1 BB: 0 P: 12	R: 0 E: 0 K: 3 S: 13 H: 2 LOB: 2 BB: 0 P: 20	R: 0 E: 0 K: 2 S: 8 H: 0 LOB: 0 BB: 0 P: 16	R: 0 E: 0 K: 2 S: 15 H: 1 LOB: 2 BB: 1 P: 26	R: 4 E: 0 K: 1 S: 18 H: 5 LOB: 2 BB: 1 P: 29	R: 0 E: 0 K: 2 S: 13 H: 1 LOB: 2 BB: 1 P: 19	R: 0 E: 0 K: 1 S: 6 H: 0 LOB: 0 BB: 0 P: 7	1B: 10 2B: 2 3B: 1 HR: 0	SF: 0 SAC: 0 DP: 0 HBP: 0						

TOP

Montreal Expos @ New York Mets

Shea Stadium, Flushing, NY

Mon Jun 04 1990, 7:05 PM EDT

Att. 24,433 - Unknown - 65 F

livebaseballscorecards.com

AB	38
R	5
H	13
RBI	5
BB	5
SO	15
LOB	26

PITCHER		IP	WLS	BF	H	R	ER	SO	BB	IBB	HBP	BLK	WP	HR	S	P	ERA	WHIP
David Cone, R ERA: 6.27	(1, 1)	6.1	L	32	11	5	5	12	3	0	0	0	0	0	78	130	7.11	2.211
Jeff Musselman, L ERA: 3.05	(7, 1)	0.0		1	0	0	0	0	1	0	0	0	0	0	2	6	∞	∞
Julio Machado, R ERA: 1.65	(7, 1)	0.2		2	1	0	0	0	0	0	0	0	0	0	6	9	0.00	1.500
Alejandro Pena, R ERA: 3.18	(8, 1)	2.0		8	1	0	0	3	1	0	0	0	0	0	19	26	0.00	1.000

PITCHER	IP	WLS	BF	H	R	ER	SO	BB	IBB	HBP	BLK	WP	HR	S	P	ERA	WHIP

WP: 0 PB: 0 SB: 1 CS: 3 PA: 43

Montreal Expos @ New York Mets

Shea Stadium, Flushing, NY

Mon Jun 04 1990, 7:05 PM EDT

Att. 24,433 - Unknown - 65 F

BOTTOM

Batter	1	2	3	4	5	6	7	8	9	AB	R	H	RBI	BB	SO	LOB
Howard Johnson, S (1, 5) OBP: 0.302, SLG: 0.420	F8		G4-3		F5		F9		P6	5	0	0	0	0	0	1
Daryl Boston, L (1, 8) OBP: 0.342, SLG: 0.592	P6		K		F6		2B		6-3	5	0	1	0	0	1	1
Gregg Jefferies, S (1, 4) OBP: 0.342, SLG: 0.500	1B, BB		F9		1B, BB		F7			2	0	0	0	2	0	1
Darryl Strawberry, L (1, 9) OBP: 0.361, SLG: 0.429	1-3, 1B			E S E, BB	1-2, 1B			G5-3, BB		2	1	2	0	2	0	0
Kevin McReynolds, R (1, 7) OBP: 0.341, SLG: 0.392		HR, BB		1-3, G6-3	P4			P9		3	1	0	0	1	0	4
Mike Marshall, R (1, 3) OBP: 0.270, SLG: 0.427		1-H, HR	3-H, FC5			G6-4-3, BB		G5-3		3	1	1	2	1	0	1
Mackey Sasser, L (1, 2) OBP: 0.362, SLG: 0.344		G4-3	IBB			1-2f, G6-4-3		G3		3	0	0	0	1	0	2
Kevin Elster, R (1, 6) OBP: 0.266, SLG: 0.314		K	P3			K			1B	3	0	0	0	0	2	2
Dave Magadan, L (9, PH) OBP: 0.378, SLG: 0.317										1	0	1	0	0	0	0
Mark Carreon, R (9, PR) OBP: 0.288, SLG: 0.473										0	0	0	0	0	0	0
David Cone, L (1, 1) OBP: 0.313, SLG: 0.313							P4		F7	2	0	0	0	0	1	2
Jeff Musselman, L (7, 1)										0	0	0	0	0	0	0
Julio Machado, R (7, 1)										0	0	0	0	0	0	0
Keith Miller, R (7, PH) OBP: 0.319, SLG: 0.360										1	0	0	0	0	0	0
Alejandro Pena, R (8, 1)										0	0	0	0	0	0	0
Tom O'Malley, L (9, PH) OBP: 0.130, SLG: 0.136										1	0	0	0	0	0	1
Inning Stats	R: 0 E: 0 K: 0 S: 7 H: 1 LOB: 2 BB: 1 P: 16	R: 2 E: 0 K: 2 S: 11 H: 1 LOB: 0 BB: 1 P: 19	R: 0 E: 0 K: 1 S: 6 H: 0 LOB: 0 BB: 0 P: 8	R: 1 E: 1 K: 0 S: 10 H: 0 LOB: 2 BB: 2 P: 21	R: 0 E: 0 K: 0 S: 8 H: 1 LOB: 2 BB: 1 P: 17	R: 0 E: 0 K: 1 S: 6 H: 0 LOB: 0 BB: 1 P: 12	R: 0 E: 0 K: 0 S: 9 H: 1 LOB: 1 BB: 0 P: 15	R: 0 E: 0 K: 0 S: 7 H: 0 LOB: 1 BB: 1 P: 15	R: 0 E: 0 K: 0 S: 9 H: 1 LOB: 1 BB: 0 P: 12	1B: 3 2B: 1 3B: 0 HR: 1 SF: 0 SAC: 0 DP: 1 HBP: 0	WP: 0 PB: 0 SB: 1 CS: 0 PA: 38					

livebaseballscorecards.com

	AB	31
	R	3
	H	5
	RBI	2
	BB	7
	SO	4
	LOB	15

PITCHER		IP	WLS	BF	H	R	ER	SO	BB	IBB	HBP	BLK	WP	HR	S	P	ERA	WHIP
Mark Gardner, R ERA: 2.4	(1, 1)	5.0		23	3	3	2	3	4	1	0	0	0	1	42	81	3.60	1.400
Bill Sampen, R ERA: 1.86	(6, 1)	2.0	W	8	1	0	0	1	2	0	0	0	0	0	16	32	0.00	1.500
Dave Schmidt, R ERA: 3.86	(8, 1)	2.0	S	7	1	0	0	0	0	0	0	0	0	0	15	22	0.00	0.500

PITCHER	IP	WLS	BF	H	R	ER	SO	BB	IBB	HBP	BLK	WP	HR	S	P	ERA	WHIP

Montreal Expos @ New York Mets

Shea Stadium, Flushing, NY

Tue Jun 05 1990, 7:05 PM EDT

Att. 26,670 - Unknown - 71 F

TOP

livebaseballscorecards.com

Batter	1	2	3	4	5	6	7	8	9	10	11	AB	R	H	RBI	BB	SO	LOB
Otis Nixon, S (1, 8) OBP: 0.356, SLG: 0.257	BBBCB 4-1 1B S G5-3 BB		X 0-0 ① G4-3	BBBCCCFB 4-2 2-3 BB		BBX 2-0 ② G4-3 2-3		BCX 1-1 B1-3 ①		BFFX 1-2 ② G4-3		3	1	0	0	2	0	1
Mike Aldrete, L (10, PH) (10, 9) OBP: 0.390, SLG: 0.242												1	0	0	0	0	0	0
Dave Martinez, L (1, 9) (10, 8) OBP: 0.321, SLG: 0.487	C 1 SAFE B LC 1-3 ① 1-2		FBCBFC 2-3 ②	X 0-0 ③ L9		BBX 2-0 3-H 1B		CX 0-1 ② B5-3		BX 1-0 ③ F8		6	0	1	1	0	2	3
Tim Raines, S (1, 7) OBP: 0.379, SLG: 0.345	BCX 1-1 G5-3 S 2-3 1B		BBBCX 3-1 S 1B 1B	CBBBB 4-1 CS BB	X 0-0 G1-3			CBBFBB 4-2 FC6-4 BB			FBBBX 2-1 ① P6	4	1	2	0	2	0	1
Andres Galarraga, R (1, 3) OBP: 0.332, SLG: 0.414	BX 1-0 ② G5-3 1-3 3-H		CSX 0-2 1B 1-H 1B	CPFFBBBFX 3-2 ① FC6-4 1-2 1B			CX 0-1 ① G6-3	1 SAFE PX 1-0 ③ FC6-4 1-2f			BBX 2-0 ② G5-3	6	0	2	2	0	0	2
Tim Wallach, R (1, 5) OBP: 0.372, SLG: 0.588	BX 1-0 ③ G6-3		BFX 1-1 1-3 1B	FX 0-1 ② FC6-4 1-2f			X 0-0 WP 2B 2B	CBSBBC 2-3 ①			BCX 1-1 1B	6	1	3	0	0	1	2
Mike Fitzgerald, R (1, 2) OBP: 0.336, SLG: 0.392		BFCX 1-2 ① G1	CX 0-1 ③ F8	BX 1-0 ③ G1-3		BBX 2-0 ② G5-3			X 0-0 ② F8		BF 1 SAFE X 1-1 ③ F9	6	0	0	0	0	0	5
Junior Noboa, R (1, 4) OBP: 0.292, SLG: 0.383	BX 1-0 1B			X 0-0 ① G5-3		FX 0-1 1B 3B	CBBX 2-1 2-H 2B		CX 0-1 3B			5	1	4	1	0	0	0
Dale Mohorcic, R (9, 1)												0	0	0	0	0	0	0
Spike Owen, S (1, 6) OBP: 0.384, SLG: 0.413	BB 1 SAFE 1 SAFE BCFFF 3-2 F SAFE X F7 ②			BBB 4-0 BLK BLK BB		SBBBX 2-1 G4-3 G6-3 1B 3-H 1B	III 4-0 IBB		BBCX 2-1 ③ F7			3	1	1	1	2	0	2
Oil Can Boyd, R (1, 1) OBP: 0.045, SLG: 0.045	SBX 1-1 ③ G1-3			1 SAFE FBBFS 2-3 ② K 1-2		BBX 2-0 ① G6-3 1-2	SBBCS 2-3 ③ K			BX 1-0 ① G4-3		2	0	0	0	0	1	2
Wallace Johnson, S (6, PH) OBP: 0.320, SLG: 0.409												1	0	0	0	0	0	1
Drew Hall, L (6, 1)												1	0	0	0	0	1	2
Delino DeShields, L (9, 4) OBP: 0.397, SLG: 0.431												1	0	0	0	0	0	0
Inning Stats	R: 1 E: 0 K: 1 S: 8 H: 1 LOB: 1 BB: 1 P: 16	R: 0 E: 0 K: 0 S: 14 H: 1 LOB: 1 BB: 0 P: 20	R: 1 E: 0 K: 1 S: 14 H: 3 LOB: 2 BB: 0 P: 20	R: 0 E: 0 K: 1 S: 8 H: 0 LOB: 2 BB: 2 P: 18	R: 0 E: 0 K: 0 S: 10 H: 1 LOB: 1 BB: 1 P: 17	R: 2 E: 0 K: 0 S: 8 H: 3 LOB: 1 BB: 0 P: 16	R: 1 E: 0 K: 1 S: 9 H: 2 LOB: 2 BB: 1 P: 19	R: 0 E: 0 K: 0 S: 8 H: 0 LOB: 1 BB: 1 P: 13	R: 0 E: 0 K: 1 S: 8 H: 1 LOB: 1 BB: 0 P: 12	R: 0 E: 0 K: 0 S: 5 H: 0 LOB: 0 BB: 0 P: 8	R: 0 E: 0 K: 0 S: 7 H: 1 LOB: 1 BB: 0 P: 13							

PITCHER	IP	WLS	BF	H	R	ER	SO	BB	IBB	HBP	BLK	WP	HR	S	P	ERA	WHIP
Bob Ojeda, L (1, 1) ERA: 2.82	6.0		30	9	4	4	3	4	0	0	2	0	0	62	107	6.00	2.167
Ron Darling, R (7, 1) ERA: 5.59	4.0		17	3	1	1	2	1	1	0	0	1	0	30	52	2.25	1.000
John Franco, L (11, 1) ERA: 2.6	1.0	W	4	1	0	0	0	0	0	0	0	0	0	7	13	0.00	1.000

PITCHER	IP	WLS	BF	H	R	ER	SO	BB	IBB	HBP	BLK	WP	HR	S	P	ERA	WHIP

AB	45
R	5
H	13
RBI	5
BB	6
SO	5
LOB	21

1B: 9	SF: 0	WP: 1	PA: 51
2B: 2	SAC: 0	PB: 0	
3B: 2	DP: 0	SB: 3	
HR: 0	HBP: 0	CS: 1	

Montreal Expos @ New York Mets

Shea Stadium, Flushing, NY

Tue Jun 05 1990, 7:05 PM EDT

Att. 26,670 - Unknown - 71 F

BOTTOM

Batter	1	2	3	4	5	6	7	8	9	10	11	AB	R	H	RBI	BB	SO	LOB
Daryl Boston, L (1, 8) OBP: 0.346, SLG: 0.568	C B C S 1-3 ① K		C F B B B B 4-2 G4-3 S 1B BB		F B 1 SAFE F S 1-3 ① K		S B C B S 2-3 ③ K		1 SAFE B 1 SAFE 1 SAFE B F 1 SAFE 1 SAFE B 4-1 B FC5 1-2 BB			3	1	0	0	2	3	1
Howard Johnson, S (1, 5) OBP: 0.300, SLG: 0.425	X 0-0 3B		B B S X 2-1 ① P6 1-2		F X 0-1 ② FC4-6 S 1-2f			C B F B C 2-3 ① K	B B X 2-0 ② FC5 1-2 2-3f			5	0	1	0	0	1	4
Gregg Jefferies, S (1, 4) OBP: 0.333, SLG: 0.487	F B B X 2-1 ② F7		X 0-0 ② G4-3 2-3		1 SAFE 1 SAFE 1 SAFE P 1 SAFE C F X 1-2 ③ L9 1-2			C B C S 1-3 K HR	C X 0-1 ③ P6			5	1	0	0	0	1	5
Darryl Strawberry, L (1, 9) OBP: 0.362, SLG: 0.428	B S X 1-1 ③ F7		B X 1-0 CS 1B 3-H			X 0-0 S 1B 1B		C 1 SAFE B C B F 1 SAFE X 2-2 ② P6		C B F F X 1-2 ① G4-3		5	1	2	1	0	0	2
Kevin McReynolds, R (1, 7)		C X 0-1 ① G1-3	1 SAFE F 1 SAFE F 1 SAFE B F F B 2-2 ③ CS 1-2	X 0-0 ① F8		B C 1 SAFE X 1-1 ① L8		C X 0-1 1-H HR		C S B X 1-2 1B 1B		5	1	2	2	0	0	1
Dave Magadan, L (1, 3) OBP: 0.377, SLG: 0.318 Ron Darling, R (7, 1) OBP: 0.300, SLG: 0.125 Mark Carreon, R (10, PH) OBP: 0.284, SLG: 0.467 John Franco, L (11, 1)		X 0-0 ② F8		B C B X 2-1 ② L3		C B 1 SAFE S X 1-2 ② 1-H 1B		B B B B 4-0 BB		C 1 SAFE X 0-1 ② F9		3 0 0 1 0	0 0 0 0 0	1 0 0 0 0	1 0 1 0 0	0 0 0 0 0	0 0 1 0 0	0 0 1 0 0
Mackey Sasser, L (1, 2) OBP: 0.378, SLG: 0.379		B B B C C X 3-2 2B 2B		B B C B X 3-1 1B		S B X 1-1 ③ F8		C X 0-1 ③ F7		P 1 SAFE B X 2-0 1-3 1B		5	1	3	0	0	0	1
Kevin Elster, R (1, 6) OBP: 0.264, SLG: 0.316		F B B X 2-1 2-H 2B		B B C S 1 SAFE C 2-3 ③ K			C B X 1-1 ① F8		C C F B B F F X 2-2 ① F8	B X 1-0 ③ P5		5	0	1	1	0	1	3
Bob Ojeda, L (1, 1) OBP: 0.182, SLG: 0.182 Tim Teufel, R (7, 3) OBP: 0.277, SLG: 0.372 Keith Miller, R (9, PR) OBP: 0.319, SLG: 0.360 Tom O'Malley, L (10, 3) OBP: 0.167, SLG: 0.304		S B F B F B C 3-3 ③ K			S B X 1-1 FC4-6 1B		B C B S 2-3 ② K		B F B B B 4-2 FC5 BB BB		C B C C X 1-2 HR	2 1 0 1	0 0 0 0	1 0 0 1	0 1 0 1	0 1 0 0	1 0 0 0	1 0 0 0
Inning Stats	R: 0 H: 1 E: 0 LOB: 1 K: 1 BB: 0 S: 8 P: 12	R: 1 H: 2 E: 0 LOB: 1 K: 1 BB: 0 S: 12 P: 20	R: 1 H: 1 E: 0 LOB: 0 K: 0 BB: 1 S: 10 P: 19	R: 0 H: 1 E: 0 LOB: 1 K: 1 BB: 0 S: 8 P: 15	R: 0 H: 1 E: 0 LOB: 1 K: 1 BB: 1 S: 11 P: 13	R: 1 H: 2 E: 0 LOB: 0 K: 0 BB: 0 S: 8 P: 11	R: 0 H: 0 E: 0 LOB: 0 K: 2 BB: 0 S: 8 P: 13	R: 2 H: 1 E: 0 LOB: 1 K: 2 BB: 1 S: 14 P: 23	R: 0 H: 0 E: 0 LOB: 2 K: 0 BB: 2 S: 12 P: 24	R: 0 H: 2 E: 0 LOB: 2 K: 0 BB: 0 S: 12 P: 16	R: 1 H: 1 E: 0 LOB: 0 K: 0 BB: 0 S: 4 P: 5	1B: 7 2B: 2 3B: 1 HR: 2	SF: 0 SAC: 0 DP: 0 HBP: 0					

livebaseballscorecards.com

AB	41
R	6
H	12
RBI	6
BB	4
SO	8
LOB	19

PITCHER		IP	WLS	BF	H	R	ER	SO	BB	IBB	HBP	BLK	WP	HR	S	P	ERA	WHIP
Oil Can Boyd, R ERA: 3.17	(1, 1)	5.0		21	6	2	2	4	1	0	0	0	0	0	49	79	3.60	1.400
Drew Hall, L ERA: 3.47	(6, 1)	3.0		13	3	3	3	4	1	0	0	0	1	1	30	47	9.00	1.333
Dale Mohorcic, R ERA: 5.4	(9, 1)	2.0	L	11	3	1	1	0	2	0	0	0	0	1	28	45	4.50	2.500

PITCHER	IP	WLS	BF	H	R	ER	SO	BB	IBB	HBP	BLK	WP	HR	S	P	ERA	WHIP

WP: 1	PB: 0	SB: 3	CS: 1
PA: 46			

Batter	1	2	3	4	5	6	7	8	9	AB	R	H	RBI	BB	SO	LOB
Delino DeShields, L (1, 4) OBP: 0.393, SLG: 0.425	B C S B B F X 3-2 CS SH3 1B	F B C B S 2-3 ③ K			X 0-0 ① F7		B B B C C X 3-2 ② G3		C B F F B F C 2-3 ② K	5	0	1	0	0	2	3
Otis Nixon, S (1, 8) OBP: 0.354, SLG: 0.263 Nelson Santovenia, R (9, PH) OBP: 0.209, SLG: 0.241 Dave Martinez, L (9, PR) OBP: 0.321, SLG: 0.487	X 0-0 ① SH3 1-2		B F X 1-1 ① F9		X 0-0 ② B3		S B C F B X 2-2 S 1B		X 0-0 E 1-2 1B	3 1 0	0 0 0	1 1 0	0 0 0	0 0 0	0 0 0	0 0 0
Tim Raines, S (1, 7) OBP: 0.384, SLG: 0.352	S F B X 1-2 ② 2-3 1B		C B X 1-1 ② G6-3		X 0-0 1B		P B X 2-0 ③ G6-3 1-2		F B X 1-1 E3 1-3 2-H 1B	5	0	3	0	0	0	1
Andres Galarraga, R (1, 3) OBP: 0.329, SLG: 0.414	B B X 2-0 ③ F8		S B F B B F X 3-2 ③ G6-3		1 SAFE 1 SAFE S F 1 SAFE C 0-3 ③ K			B C F B X 2-2 F9 SF8 2B	B S S S 1-3 ③ K	5	1	1	0	0	2	4
Tim Wallach, R (1, 5) OBP: 0.370, SLG: 0.586		B F F B X 2-2 1B SF7 2B		C B X 1-1 ① G6-3		F F B X 1-2 ① G6-3		C F X 0-2 ① F9 2-3		4	1	1	0	0	0	1
Junior Noboa, R (1, 9) OBP: 0.308, SLG: 0.388		B F B F X 2-2 BB 2-3 1B		B B B C B 4-1 1B BB		B X 1-0 ② G6-3		B B F X 2-1 ② SF8 3-H		2	0	1	1	1	0	0
Mike Fitzgerald, R (1, 2) OBP: 0.325, SLG: 0.380		B B B X 3-0 ① SF7 3-H		F B B 1 SAFE F C 2-3 ② K		X 0-0 E5 S		C F B F B X 2-2 ③ L6		3	0	0	1	0	1	1
Spike Owen, S (1, 6) OBP: 0.387, SLG: 0.412		B 1 SAFE F C S 1-3 ② K		C 1 SAFE X 0-1 S 1-3 1B		C X 0-1 ③ G5-3 1-2			B B C B B 4-1 1B 1B E BB	3	1	1	0	1	1	2
Kevin Gross, R (1, 1) OBP: 0.214, SLG: 0.407 Wallace Johnson, S (9, PH) OBP: 0.308, SLG: 0.391		B B F B B B 4-2 1-2 BB		B S C B F S 2-3 ③ K 1-2			B F C F S 1-3 ① K		B B B C S S F F X 3-2 ① F7	2 1	0 0	0 0	0 0	1 0	2 0	2 1
Inning Stats	R: 0 E: 0 K: 0 S: 9 H: 2 LOB: 1 BB: 0 P: 15	R: 1 E: 0 K: 2 S: 15 H: 2 LOB: 2 BB: 1 P: 29	R: 0 E: 0 K: 0 S: 8 H: 0 LOB: 0 BB: 0 P: 13	R: 0 E: 0 K: 2 S: 12 H: 1 LOB: 2 BB: 1 P: 21	R: 0 E: 0 K: 1 S: 6 H: 1 LOB: 1 BB: 0 P: 6	R: 0 E: 1 K: 0 S: 7 H: 0 LOB: 1 BB: 0 P: 9	R: 0 E: 0 K: 1 S: 13 H: 1 LOB: 1 BB: 0 P: 20	R: 1 E: 0 K: 0 S: 12 H: 1 LOB: 0 BB: 0 P: 18	R: 1 E: 1 K: 2 S: 18 H: 2 LOB: 2 BB: 1 P: 29	1B: 8 2B: 2 3B: 0 HR: 0 SF: 2 SAC: 1 DP: 0 HBP: 0						

PITCHER	IP	WLS	BF	H	R	ER	SO	BB	IBB	HBP	BLK	WP	HR	S	P	ERA	WHIP
Frank Viola, L (1, 1) ERA: 1.85	7.0	W	30	7	1	1	6	2	0	0	0	0	0	70	113	1.29	1.286
Alejandro Pena, R (8, 1) ERA: 3.42	1.0		5	1	2	1	0	1	0	0	0	0	0	13	23	9.00	2.000
John Franco, L (9, 1) ERA: 2.45	1.0	S	5	2	0	0	2	0	0	0	0	0	0	17	24	0.00	2.000

PITCHER	IP	WLS	BF	H	R	ER	SO	BB	IBB	HBP	BLK	WP	HR	S	P	ERA	WHIP

TOP

Montreal Expos @ New York Mets

Shea Stadium, Flushing, NY

Wed Jun 06 1990, 7:05 PM EDT

Att. 26,238 - Unknown - 67 F

livebaseballscorecards.com

AB	34
R	3
H	10
RBI	2
BB	3
SO	8
LOB	15

WP: 0 PA: 40
PB: 0
SB: 3
CS: 1

Batter	1	2	3	4	5	6	7	8	9	AB	R	H	RBI	BB	SO	LOB
Daryl Boston, L (1, 8) OBP: 0.329, SLG: 0.538	X 0-0 P5 ①		B C C S 1-3 K ③			B X 1-0 P5 ①		C B B X 2-1 L6 ①		4	0	0	0	0	1	1
Howard Johnson, S (1, 5) OBP: 0.299, SLG: 0.437	L B X 1-1 G3 ②			B C X 1-1 HR		B S S B F S 2-3 K ②		F B S X 1-2 P5 ②		4	1	1	1	0	1	0
Gregg Jefferies, S (1, 4) OBP: 0.332, SLG: 0.482	B X 1-0 G1-3 ③			C B X 1-1 G3 S SF8 1B		B C B X 2-1 F8 ③		B C X 1-1 G4-3 ③		4	1	1	0	0	0	0
Darryl Strawberry, L (1, 9) OBP: 0.362, SLG: 0.426		B X 1-0 P2 ①		F B B 1 SAFE 1 SAFE B C X 3-2 G3 ① 1-3			B X 1-0 2B 1B 1B			3	1	1	0	0	0	1
Kevin McReynolds, R (1, 7) OBP: 0.337, SLG: 0.406		B C B X 2-1 F7 ②		C B S X 1-2 SF8 ② 3-H			X 0-0 F7 ①			2	0	0	1	0	0	1
Tom O'Malley, L (1, 3) OBP: 0.185, SLG: 0.346		C S X 0-2 G3 ③		B B C B X 3-1 G6-3 ③			1 SAFE B 1 SAFE 1 SAFE B B C 1 SAFE F 3-2 1 SAFE X 1-3 1B 2B			3	1	1	0	0	0	0
Mackey Sasser, L (1, 2) OBP: 0.377, SLG: 0.368			B X 1-0 P6 ①		C B X 1-1 G4-3 ①		I I I I 4-0 1B IBB			2	0	0	0	1	0	0
Kevin Elster, R (1, 6) OBP: 0.265, SLG: 0.317			C B F B S 2-3 K ②		B X 1-0 P9 ②		C B B B X 3-1 1-3 2-H 3-H 1B ②			3	0	1	2	0	1	0
Frank Viola, L (1, 1) OBP: 0.154, SLG: 0.154 Dave Magadan, L (7, PH) OBP: 0.372, SLG: 0.313 Alejandro Pena, R (8, 1) John Franco, L (9, 1)			C C F F F X 0-2 1B		S B C F C 1-3 K ③		C X 0-1 F9 ③			2 1 0 0	0 0 0 0	1 0 0 0	0 0 0 0	1 0 0 0	0 0 0 0	0 1 0 0
Inning Stats	R: 0 E: 0 K: 0 S: 4 H: 0 LOB: 0 BB: 0 P: 6	R: 0 E: 0 K: 0 S: 6 H: 0 LOB: 0 BB: 0 P: 9	R: 0 E: 0 K: 2 S: 13 H: 1 LOB: 1 BB: 0 P: 17	R: 2 E: 0 K: 0 S: 12 H: 2 LOB: 0 BB: 0 P: 21	R: 0 E: 0 K: 1 S: 7 H: 0 LOB: 0 BB: 0 P: 10	R: 0 E: 0 K: 1 S: 7 H: 0 LOB: 0 BB: 0 P: 12	R: 2 E: 0 K: 0 S: 9 H: 3 LOB: 1 BB: 1 P: 20	R: 0 E: 0 K: 0 S: 7 H: 0 LOB: 0 BB: 0 P: 11		1B: 4 2B: 1 3B: 0 HR: 1	SF: 1 SAC: 0 DP: 0 HBP: 0					

PITCHER	IP	WLS	BF	H	R	ER	SO	BB	IBB	HBP	BLK	WP	HR	S	P	ERA	WHIP
Kevin Gross, R (1, 1) ERA: 3.79	8.0	L	30	6	4	4	4	0	1	0	0	0	1	65	106	4.50	0.750

PITCHER	IP	WLS	BF	H	R	ER	SO	BB	IBB	HBP	BLK	WP	HR	S	P	ERA	WHIP

BOTTOM

Montreal Expos @ New York Mets

Shea Stadium, Flushing, NY

Wed Jun 06 1990, 7:05 PM EDT

Att. 26,238 - Unknown - 67 F

livebaseballscorecards.com

AB	28
R	4
H	6
RBI	4
BB	1
SO	4
LOB	4

WP: 0 PA: 30
PB: 0
SB: 1
CS: 0

Batter	1	2	3	4	5	6	7	8	9	AB	R	H	RBI	BB	SO	LOB
Vince Coleman, S (1, 7) OBP: 0.366, SLG: 0.422	B X 1-0 G5-3	X 0-0 1-2 3-H 1B			B B C F C 2-3 K		B B B B 4-0 S 1B FC5-2 BB	B F B X 2-1 FC6-4 1-2f		4	0	1	1	1	1	2
Ozzie Smith, S (1, 6) OBP: 0.338, SLG: 0.282	B C X 1-1 FC4-6 1B	B C C X 1-2 G3			B X 1-0 S 1B		X 0-0 FC5-2 S 1-2 1B		X 0-0 G3	5	1	3	0	0	0	2
Willie McGee, S (1, 8) OBP: 0.359, SLG: 0.406	1 SAFE 1 SAFE B X 1-0 FC4-6 1B 1-2f		X 0-0 G1-3		1 SAFE 1 SAFE C X 0-1 G6-3 1-H 1B		B X 1-0 FC5-2 S 1-3 2-H		B B B C F F X 3-2 1B	5	0	2	1	0	0	3
Pedro Guerrero, R (1, 3) OBP: 0.352, SLG: 0.448	1 SAFE B X 1-0 FC6-4 1-2 1B		C B C F B S 2-3 K		1 SAFE 1 SAFE C B 1 SAFE B F F 1 SAFE 2-2 G6-3 1-2		F 1 SAFE S S 0-3 K 1-2		1 SAFE 1 SAFE B C 1 SAFE 1 SAFE X 1-1 F7	5	0	1	0	0	2	4
Terry Pendleton, S (1, 5) OBP: 0.280, SLG: 0.363	F X 0-1 FC6-4 1-2f		B F F F B X 2-2 G4-3		C X 0-1 G6-3		F X 0-1 F8		C X 0-1 F7	5	0	0	0	0	0	6
Todd Zeile, R (1, 2) OBP: 0.319, SLG: 0.378		B B B C X 3-1 G1-3		C B B B F B 4-2 G6-4-3 BB		C B B X 2-1 G6-3		B C C B S 2-3 K		3	0	0	0	1	1	0
Milt Thompson, L (1, 9) OBP: 0.288, SLG: 0.336		B C S S 1-3 K		C B B B B 4-1 G6-4-3 1-2 BB		B X 1-0 G1-3		B B C S X 2-2 S 1B		3	0	1	0	1	1	0
José Oquendo, S (1, 4) OBP: 0.338, SLG: 0.255		F S B B B B 4-2 1B 1B BB		X 0-0 G6-4-3 1-2f 2-3		F X 0-1 FC6 1B		B C F F B F B B 4-2 FC6-4 1-2 BB		2	1	1	0	2	0	2
Jose DeLeon, R (1, 1) OBP: 0.174, SLG: 0.261 Denny Walling, L (8, PH) OBP: 0.283, SLG: 0.298 Tom Niedenfuer, R (8, 1)		B X 1-0 1B 1-3 1B		B F F F C 1-3 K		B F F F B B X 3-2 FC6 1-2f		C B B B X 2-1 F8		3 1 0	0 0 0	1 0 0	0 0 0	0 0 0	1 0 0	2 2 0
Inning Stats	R: 0 E: 0 K: 0 S: 7 H: 2 LOB: 2 BB: 0 P: 11	R: 1 E: 0 K: 1 S: 12 H: 2 LOB: 2 BB: 1 P: 22	R: 0 E: 0 K: 1 S: 9 H: 0 LOB: 0 BB: 0 P: 13	R: 0 E: 0 K: 1 S: 7 H: 0 LOB: 1 BB: 2 P: 16	R: 1 E: 0 K: 1 S: 12 H: 2 LOB: 1 BB: 0 P: 17	R: 0 E: 0 K: 0 S: 8 H: 1 LOB: 2 BB: 0 P: 14	R: 0 E: 0 K: 1 S: 7 H: 1 LOB: 2 BB: 1 P: 12	R: 0 E: 0 K: 1 S: 14 H: 1 LOB: 2 BB: 1 P: 26	R: 0 E: 0 K: 0 S: 9 H: 1 LOB: 1 BB: 0 P: 13	1B: 10 2B: 0 3B: 0 HR: 0 SF: 0 SAC: 0 DP: 1 HBP: 0						

PITCHER		IP	WLS	BF	H	R	ER	SO	BB	IBB	HBP	BLK	WP	HR	S	P	ERA	WHIP
Zane Smith, L ERA: 3.06	(1, 1)	7.0	W	32	8	2	2	5	4	0	0	0	0	0	62	105	2.57	1.714
Dave Schmidt, R ERA: 3.52	(8, 1)	2.0	S	9	2	0	0	1	1	0	0	0	0	0	23	39	0.00	1.500

PITCHER	IP	WLS	BF	H	R	ER	SO	BB	IBB	HBP	BLK	WP	HR	S	P	ERA	WHIP

St. Louis Cardinals @ Montreal Expos

Olympic Stadium, Montreal, QB

Thu Jun 07 1990, 7:05 PM EDT

Att. 15,360 - Dome - 70 F

TOP

livebaseballscorecards.com

AB	36
R	2
H	10
RBI	2
BB	5
SO	6
LOB	23

Batter	1	2	3	4	5	6	7	8	9	AB	R	H	RBI	BB	SO	LOB
Delino DeShields, L (1, 4) OBP: 0.394, SLG: 0.437	G6-3		SF8 3B		G3		CS 1B			4	1	2	0	0	0	0
Dave Martinez, L (1, 8) (8, 9) OBP: 0.318, SLG: 0.481	K		SF8 3-H			1B G6-3 1B	P6			3	1	1	1	0	1	1
Tim Raines, S (1, 7) OBP: 0.390, SLG: 0.357	BB		P7			G6-3 S 2B 1B	CS 1-2	F8 S 1B		3	1	2	0	1	0	0
Andres Galarraga, R (1, 3) OBP: 0.323, SLG: 0.405	K			K		G6-3 1-3 3-H		G1-3 1-2		4	0	0	1	0	2	3
Tim Wallach, R (1, 5) OBP: 0.368, SLG: 0.585		L5		K		2B 3-H		F8 2-3		4	0	1	1	0	1	1
Mike Aldrete, L (1, 9) OBP: 0.432, SLG: 0.242		BB		BB		IBB		G3		0	0	0	0	3	0	0
Otis Nixon, S (8, 8) OBP: 0.347, SLG: 0.256		PB S BB								1	0	0	0	0	0	1
Nelson Santovenia, R (1, 2) OBP: 0.202, SLG: 0.233		K		K		P9				3	0	0	0	0	2	4
Spike Owen, S (1, 6) OBP: 0.380, SLG: 0.404		P7 1-3			F7	G4-3				3	0	0	0	0	0	3
Zane Smith, L (1, 1) OBP: 0.250, SLG: 0.400			L5		K		P5			2	0	0	0	0	1	0
Larry Walker, L (7, PH) OBP: 0.331, SLG: 0.425										1	0	0	0	0	0	0
Dave Schmidt, R (8, 1)										0	0	0	0	0	0	0
Inning Stats	R: 0 E: 0 K: 2 S: 10 H: 0 LOB: 1 BB: 1 P: 16	R: 0 E: 0 K: 1 S: 10 H: 0 LOB: 1 BB: 1 P: 18	R: 1 E: 0 K: 0 S: 11 H: 1 LOB: 0 BB: 0 P: 16	R: 0 E: 0 K: 3 S: 10 H: 0 LOB: 1 BB: 1 P: 20	R: 0 E: 0 K: 1 S: 6 H: 0 LOB: 0 BB: 0 P: 10	R: 2 E: 0 K: 0 S: 17 H: 3 LOB: 2 BB: 1 P: 29	R: 0 E: 0 K: 0 S: 7 H: 1 LOB: 0 BB: 0 P: 12	R: 0 E: 0 K: 0 S: 14 H: 1 LOB: 1 BB: 0 P: 18		1B: 4 2B: 1 3B: 1 HR: 0 SF: 1 SAC: 0 DP: 0 HBP: 0						

PITCHER	IP	WLS	BF	H	R	ER	SO	BB	IBB	HBP	BLK	WP	HR	S	P	ERA	WHIP
Jose DeLeon, R (1, 1) ERA: 3.71	7.0	L	29	5	3	3	7	3	1	0	0	0	0	71	121	3.86	1.143
Tom Niedenfuer, R (8, 1) ERA: 1.82	1.0		4	1	0	0	0	0	0	0	0	0	0	14	18	0.00	1.000

PITCHER	IP	WLS	BF	H	R	ER	SO	BB	IBB	HBP	BLK	WP	HR	S	P	ERA	WHIP

BOTTOM

St. Louis Cardinals @ Montreal Expos

Olympic Stadium, Montreal, QB

Thu Jun 07 1990, 7:05 PM EDT

Att. 15,360 - Dome - 70 F

livebaseballscorecards.com

AB	28
R	3
H	6
RBI	3
BB	4
SO	7
LOB	13

Batter	1	2	3	4	5	6	7	8	9	AB	R	H	RBI	BB	SO	LOB
Vince Coleman, S (1, 7) OBP: 0.361, SLG: 0.416	B F L F X 1-2 ① G4-3		F F B B F F S 2-3 ② K		B C B F X 2-2 ③ G6-3			B B F B X 3-1 1B	B B X 2-0 ③ F9	3	0	0	0	0	1	2
Ken Dayley, L (6, 1)										0	0	0	0	0	0	0
Todd Zeile, R (7, 7) OBP: 0.321, SLG: 0.380										2	0	1	0	0	0	3
Ozzie Smith, S (1, 6) OBP: 0.335, SLG: 0.278	C B X 1-1 ② G1-3		B C X 1-1 ③ F8			C B X 1-1 ① G3		F B B B X 3-1 ① F8		2	0	0	0	0	0	1
Frank DiPino, L (3, 1)										0	0	0	0	0	0	0
Dave Collins, S (6, PH) OBP: 0.233, SLG: 0.080										2	0	0	0	0	0	1
(6, 7)																
(7, 8)																
Willie McGee, S (1, 8) OBP: 0.356, SLG: 0.403	B S S S B S 2-3 ③ K			X 0-0 ① G3		B B X 2-0 2B		C C B S 1-3 ② K		2	0	0	0	0	1	0
Rex Hudler, R (4, 8) OBP: 0.217, SLG: 0.273										0	0	0	0	0	0	0
(7, 6)																
Pedro Guerrero, R (1, 3) OBP: 0.350, SLG: 0.446		F B B B F X 3-2 ① F8		X 0-0 G4-6-3 1B		B S B X 2-1 ② G5-3		B F X 1-1 ③ F7		1	0	0	0	0	0	0
Craig Wilson, R (3, 5) OBP: 0.333, SLG: 0.333										3	0	1	0	0	0	2
Denny Walling, L (1, 5) OBP: 0.266, SLG: 0.279		F B B F B X 3-2 ② P2		F X 0-1 ②③ G4-6-3 1-2f		B C X 1-1 ③ G4-3			S B B C F F B X 3-2 ① G4-3	4	0	0	0	0	0	2
(3, 3)																
Milt Thompson, L (1, 9) OBP: 0.294, SLG: 0.336		B B S C B B 4-2 CS BB			C B X 1-1 ① P9		B F B B F X 3-2 ① F8		X 0-0 E DI 1B	3	0	1	0	1	0	0
José Oquendo, S (1, 4) OBP: 0.347, SLG: 0.257	B 1-0 ③ CS 1-2		F B X 1-1 ① P7		C B B B X 3-1 2B 1B		C B B F B B 4-2 FC6-4 BB		B C B F B B 4-2 E 1-2 BB	2	1	1	0	2	0	0
Tom Pagnozzi, R (1, 2) OBP: 0.244, SLG: 0.317			X 0-0 2B 1B		F F B X 1-2 ② F8		B X 1-0 ② FC6-4 1-2f		C C S 0-3 ② K	4	1	1	0	0	1	4
Bryn Smith, R (1, 1) OBP: 0.238, SLG: 0.238			B B F F X 2-2 1-H 2B		X 0-0 1-H 2B		B C B X 2-1 ③ F8		C B S X 1-2 E5 1-2 2-3	0	0	0	0	0	0	0
Ricky Horton, L (1, 1)										0	0	0	0	0	0	0
Terry Pendleton, S (3, PH) OBP: 0.284, SLG: 0.373										1	0	1	1	0	0	0
Greg Mathews, R (3, PR) OBP: 0.313, SLG: 0.286										0	0	0	0	0	0	0
Tim Jones, L (3, 6) OBP: 0.279, SLG: 0.167										3	0	1	1	0	0	3
(7, 1)																

TOP

St. Louis Cardinals @ Montreal Expos

Olympic Stadium, Montreal, QB

Fri Jun 08 1990, 7:05 PM EDT

Att. 20,127 - Dome - 70 F

livebaseballscorecards.com

AB	32
R	2
H	7
RBI	2
BB	3
SO	3
LOB	18

Inning Stats	1	2	3	4	5	6	7	8	9
	R: 0 E: 0 K: 1 S: 9	H: 0 LOB: 0 BB: 0 P: 13	R: 0 E: 0 K: 0 S: 8	H: 0 LOB: 0 BB: 1 P: 19	R: 1 E: 0 K: 1 S: 13	H: 2 LOB: 1 BB: 0 P: 19	R: 0 E: 0 K: 0 S: 4	H: 1 LOB: 0 BB: 0 P: 4	R: 1 E: 0 K: 0 S: 11	H: 2 LOB: 1 BB: 0 P: 18	R: 0 E: 0 K: 0 S: 7	H: 1 LOB: 1 BB: 0 P: 13	R: 0 E: 0 K: 0 S: 8	H: 0 LOB: 1 BB: 1 P: 18	R: 0 E: 0 K: 1 S: 9	H: 1 LOB: 1 BB: 0 P: 17	R: 0 E: 1 K: 1 S: 15	H: 1 LOB: 3 BB: 1 P: 25

| | | | | | | | | | | | | | | | |

Batter	1	2	3	4	5	6	7	8	9	AB	R	H	RBI	BB	SO	LOB
Delino DeShields, L (1, 4) OBP: 0.393, SLG: 0.434	B B B C X 3-1 1B S 1B 1B	2-2 S 1B 1B 3-2 G6-4-3 1-2f		B C B S C 2-3 ① K			B S B F B C 3-3 ① K	B X 1-0 ③ FC4-6 1-2f		6	2	2	0	0	2	6
Dave Martinez, L (1, 8) OBP: 0.322, SLG: 0.471	B SAFE 1 SAFE B B B 4-0 1B 1B 1-2 BB	1 SAFE B X 1-0 1B S 1B 1-2 1B	S C B B B X 3-2 ① G3	X 0-0 ② P5			B S B C X 2-2 ② L5			4	2	1	0	1	0	2
Tim Raines, S (1, 7) OBP: 0.396, SLG: 0.364 Junior Noboa, R (3, 9) OBP: 0.291, SLG: 0.365	B S C B X 2-2 S 1B E 1B 1-2 2-3 1B	C B B X 2-1 1B 2B 1B 1-3 2-H	C B F F B X 2-2 ② G3	X 0-0 ③ F9			C X 0-1 ③ G5-3			2 3	2 0	2 0	1 0	0 0	0 0	0 2
Andres Galarraga, R (1, 3) OBP: 0.323, SLG: 0.404 Wallace Johnson, S (5, 3) OBP: 0.286, SLG: 0.360	S B F B S 2-3 ① K	F B B F B F X 3-2 2B 1-2 3-H 1B	B X 1-0 ③ L7		B C B F F S 2-3 ① K			C X 0-1 E8 BB BB 1B		3 2	1 1	1 0	1 0	0 0	1 1	3 0
Tim Wallach, R (1, 5) OBP: 0.376, SLG: 0.593 Jerry Goff, L (4, PR) OBP: 0.316, SLG: 0.188 (5, 5)	B B F F F X 2-2 S HR 1-2 2-H 3-H 1B	C B B S F B X 3-2 1B 1-H 2-H 2B		B B S B F B 4-2 BB BB 1B BB	B X 1-0 ② G6-3			B C B F F B B 4-2 BB 1-2 1B BB		2 1	2 2	2 0	4 0	1 1	0 0	0 0
Mike Aldrete, L (1, 9) OBP: 0.469, SLG: 0.235 (3, 7)	B B C F H 3-2 HR 1-3 2-H HBP	B B C B B 4-1 1B FC4-6 BB		B C B F B F F B 4-2 1B BB 1-2 2B BB	F B X 1-1 ③ G1-3			B B B B 4-0 1B 1-2 2-3 BB		1	3	0	0	3	0	0
Nelson Santovenia, R (1, 2) OBP: 0.232, SLG: 0.289	B X 1-0 1-H 3-H HR	B X 1-0 FC4-6 1-3 2-H 1B		B F B B B 4-1 1B 1-2 2-3 2B BB		F C B S 1-3 ① K		B F B X 2-1 FC4-6 1-2 2-H 3-H 1B		4	2	3	6	1	1	0
Spike Owen, S (1, 6) OBP: 0.385, SLG: 0.405 Tom Foley, L (5, 6) OBP: 0.227, SLG: 0.190	B B B B 4-0 G6-4-3 BB	C B B X 2-1 ① FC4-6 1B 1-2f 3-H		F B S F X 1-2 2B 1-2 2-3 3-H 1B		C X 0-1 ② G6-3		X 0-0 ① P3		2 2	1 0	1 0	2 0	1 0	0 0	1 2
Dennis Martinez, R (1, 1) OBP: 0.179, SLG: 0.214 Kevin Gross, R (6, PH) OBP: 0.207, SLG: 0.393 Bob Malloy, R (7, 1) Larry Walker, L (8, PH) OBP: 0.329, SLG: 0.422 Bill Sampen, R (9, 1)	B M B X 2-1 ②③ G6-4-3 1-2f	X 0-0 G6-4-3 1-2 1B		F X 0-1 1-H 2-H 3-H 2B		B B X 2-0 ③ G1-3		B B S X 2-1 ② P5		3 1 0 1 0	0 0 0 0 0	2 0 0 0 0	3 0 0 0 0	0 0 0 0 0	0 0 0 0 0	1 0 0 2 0
Inning Stats	R: 6 E: 0 K: 1 S: 17 H: 4 LOB: 0 BB: 2 P: 40	R: 6 E: 0 K: 0 S: 23 H: 7 LOB: 1 BB: 1 P: 44	R: 0 E: 0 K: 0 S: 8 H: 0 LOB: 0 BB: 0 P: 14	R: 4 E: 0 K: 1 S: 18 H: 2 LOB: 2 BB: 3 P: 33	R: 0 E: 0 K: 1 S: 7 H: 0 LOB: 0 BB: 0 P: 11	R: 0 E: 0 K: 1 S: 6 H: 0 LOB: 0 BB: 0 P: 9	R: 0 E: 0 K: 1 S: 8 H: 0 LOB: 0 BB: 0 P: 13	R: 2 E: 1 K: 0 S: 11 H: 1 LOB: 2 BB: 2 P: 24		1B: 11 2B: 2 3B: 0 HR: 1 SF: 0 SAC: 0 DP: 2 HBP: 1						WP: 0 PB: 0 SB: 6 CS: 0 PA: 46

PITCHER		IP	WLS	BF	H	R	ER	SO	BB	IBB	HBP	BLK	WP	HR	S	P	ERA	WHIP
Bryn Smith, R ERA: 4.23	(1, 1)	0.1	L	8	4	6	6	1	2	0	1	0	0	1	15	36	162.00	18.000
Ricky Horton, L ERA: 5.48	(1, 1)	1.2		11	7	6	6	0	1	0	0	0	0	0	25	48	32.40	4.800
Frank DiPino, L ERA: 6.26	(3, 1)	3.0		14	2	4	4	2	3	0	0	0	0	0	33	58	12.00	1.667
Ken Dayley, L ERA: 3.2	(6, 1)	1.2		5	0	0	0	2	0	0	0	0	0	0	12	20	0.00	0.000
Tim Jones, R ERA: 6.75	(7, 1)	1.1		8	1	2	1	0	2	0	0	0	0	0	13	26	6.75	2.250

PITCHER	IP	WLS	BF	H	R	ER	SO	BB	IBB	HBP	BLK	WP	HR	S	P	ERA	WHIP

BOTTOM

St. Louis Cardinals @ Montreal Expos

Olympic Stadium, Montreal, QB

Fri Jun 08 1990, 7:05 PM EDT

Att. 20,127 - Dome - 70 F

livebaseballscorecards.com

AB	37
R	18
H	14
RBI	17
BB	8
SO	5
LOB	19

Batter	1	2	3	4	5	6	7	8	9	AB	R	H	RBI	BB	SO	LOB
Vince Coleman, S (1, 7) OBP: 0.359, SLG: 0.410 Lee Smith, R (8, 1)	C B S F B X 2-2 G3-1 ①		B C C B B F B 4-2 S BB	X 0-0 B3 ③				B X 1-0 G4-3 ③		3 0 0 0 1 0 0 0 0 0 0 0 0 0						
Ozzie Smith, S (1, 6) OBP: 0.333, SLG: 0.274	C C B X 1-2 L9 ②		1 SAFE 1 SAFE 1 SAFE B 1 SAFE B B C B 4-1 1-2 BB			F B C X 1-2 G4-3 ①			B X 1-0 G6-3 ①	3 0 0 0 1 0 0						
Willie McGee, S (1, 8) OBP: 0.354, SLG: 0.397	B C C F B S 2-3 K ③		X 0-0 G3 ③			X 0-0 G4-3 ②			B B S C B B 4-2 FC5-4 BB	3 0 0 0 1 1 2						
Pedro Guerrero, R (1, 3) OBP: 0.353, SLG: 0.447		C X 0-1 FC4-6 1B		X 0-0 1B 1B		F X 0-1 F8 ③			X 0-0 FC5-4 ② 1B DI 1B 1-2f	4 1 2 0 0 0 1						
Terry Pendleton, S (1, 5) OBP: 0.289, SLG: 0.376		S B S C 1-3 K ①		B C X 1-1 G1-6-3 1-2 1B			B X 1-0 G4-3 ①		C S B F X 1-2 1B 1-3 1B	4 0 2 0 0 1 1						
Milt Thompson, L (1, 9) OBP: 0.293, SLG: 0.333		S X 0-1 FC4-6 ② E S 1-2f		C C B B B X 2-2 F7 ①			X 0-0 G1-3 ②		C B B F F 1 SAFE X 2-2 1-2 3-H 1B	4 0 1 1 0 0 3						
Todd Zeile, R (1, 2) OBP: 0.314, SLG: 0.371		P B X 2-0 G1-4-3 ③ 1-3		C B C X 1-2 G1-6-3 ②③ 1-2f			B S B C C 2-3 K ③		B B C X 2-1 G6-3 ③	4 0 0 0 0 1 5						
José Oquendo, S (1, 4) OBP: 0.341, SLG: 0.253			C B F S 1-3 K ①		B F X 1-1 G6-3 ①			C X 0-1 G4-3 ①		3 0 0 0 0 1 0						
Scott Terry, R (1, 1) OBP: 0.333, SLG: 0.333 Tom Niedenfuer, R (5, 1) Denny Walling, L (8, PH) OBP: 0.262, SLG: 0.274 (8, 7)			C S B C 1-3 K ②		F X 0-1 F9 ②			B C B B C X 3-2 F7 ②		2 0 0 0 0 1 0 0 0 0 0 0 0 0 1 0 0 0 0 0 0						
Inning Stats	R: 0 H: 0 E: 0 LOB: 0 K: 1 BB: 0 S: 11 P: 16	R: 0 H: 1 E: 0 LOB: 1 K: 1 BB: 0 S: 9 P: 11	R: 0 H: 0 E: 0 LOB: 2 K: 2 BB: 2 S: 11 P: 21	R: 0 H: 2 E: 0 LOB: 1 K: 0 BB: 0 S: 9 P: 13	R: 0 H: 0 E: 0 LOB: 0 K: 0 BB: 0 S: 5 P: 6	R: 0 H: 0 E: 0 LOB: 0 K: 0 BB: 0 S: 6 P: 7	R: 0 H: 0 E: 0 LOB: 0 K: 1 BB: 0 S: 5 P: 8	R: 0 H: 0 E: 0 LOB: 0 K: 0 BB: 0 S: 6 P: 10	R: 1 H: 2 E: 0 LOB: 2 K: 0 BB: 1 S: 14 P: 24	1B: 5 SF: 0 2B: 0 SAC: 0 3B: 0 DP: 1 HR: 0 HBP: 0						

PITCHER		IP	WLS	BF	H	R	ER	SO	BB	IBB	HBP	BLK	WP	HR	S	P	ERA	WHIP
Mark Gardner, R ERA: 2.22	(1, 1)	8.2	W	33	5	1	1	5	3	0	0	0	0	0	74	112	1.04	0.923
Dave Schmidt, R ERA: 3.47	(9, 1)	0.1	S	1	0	0	0	0	0	0	0	0	0	0	2	4	0.00	0.000

PITCHER	IP	WLS	BF	H	R	ER	SO	BB	IBB	HBP	BLK	WP	HR	S	P	ERA	WHIP

St. Louis Cardinals @ Montreal Expos

Olympic Stadium, Montreal, QB

Sat Jun 09 1990, 7:05 PM EDT

Att. 27,388 - Dome - 70 F

TOP

livebaseballscorecards.com

AB	31
R	1
H	5
RBI	1
BB	3
SO	5
LOB	12

St. Louis Cardinals @ Montreal Expos

Olympic Stadium, Montreal, QB

Sat Jun 09 1990, 7:05 PM EDT

Att. 27,388 - Dome - 70 F

livebaseballscorecards.com

Batter	1	2	3	4	5	6	7	8	9	AB	R	H	RBI	BB	SO	LOB
Delino DeShields, L (1, 4) OBP: 0.390, SLG: 0.430	G4-3	G6-3			2B 1B		E1			4	1	1	0	0	0	1
Dave Martinez, L (1, 8) OBP: 0.330, SLG: 0.483	1B FC5-2 1B		G4-3		2B 2B		F7			4	1	2	1	0	0	1
Mike Aldrete, L (1, 7) OBP: 0.472, SLG: 0.289	FC5-2 1B		K		2B		F8			4	0	2	1	0	1	1
Otis Nixon, S (8, 7) OBP: 0.347, SLG: 0.256										0	0	0	0	0	0	0
Andres Galarraga, R (1, 3) OBP: 0.317, SLG: 0.396	FC5-2		F8		G5-3		K			4	0	0	0	0	1	4
Tim Wallach, R (1, 5) OBP: 0.370, SLG: 0.582	F8			F9	G6-3			F9		4	0	0	0	0	0	3
Larry Walker, L (1, 9) OBP: 0.327, SLG: 0.412		1B SF8 BB		K	F8			G3-1		3	1	0	0	1	1	1
Nelson Santovenia, R (1, 2) OBP: 0.243, SLG: 0.290		WP SH3-4 1B		1B BB		F8		F7		3	0	1	0	1	0	0
Tom Foley, L (1, 6) OBP: 0.240, SLG: 0.217		SF8		1B		P6				2	0	1	1	0	0	0
Mark Gardner, R (1, 1) OBP: 0.105, SLG: 0.158		SH3-4		F8		K				2	0	0	0	0	1	2
Dave Schmidt, R (9, 1)										0	0	0	0	0	0	0

Inning Stats	1	2	3	4	5	6	7	8	9	AB	R	H	RBI	BB	SO	LOB
	R: 0 H: 2 E: 0 LOB: 2 K: 0 BB: 0 S: 7 P: 9	R: 1 H: 1 E: 0 LOB: 1 K: 0 BB: 1 S: 6 P: 12	R: 0 H: 0 E: 0 LOB: 0 K: 1 BB: 0 S: 9 P: 13	R: 0 H: 1 E: 0 LOB: 2 K: 1 BB: 1 S: 9 P: 17	R: 2 H: 3 E: 0 LOB: 1 K: 0 BB: 0 S: 16 P: 25	R: 0 H: 0 E: 0 LOB: 0 K: 1 BB: 0 S: 5 P: 7	R: 0 H: 0 E: 1 LOB: 1 K: 1 BB: 0 S: 9 P: 12	R: 0 H: 0 E: 0 LOB: 0 K: 0 BB: 0 S: 6 P: 6		1B: 5 SF: 1 2B: 2 SAC: 1 3B: 0 DP: 0 HR: 0 HBP: 0					WP: 1 PA: 34 PB: 0 SB: 2 CS: 0

PITCHER		IP	WLS	BF	H	R	ER	SO	BB	IBB	HBP	BLK	WP	HR	S	P	ERA	WHIP
Scott Terry, R ERA: 8.61	(1, 1)	4.0	L	21	7	3	3	2	2	0	0	0	1	0	40	65	6.75	2.250
Tom Niedenfuer, R ERA: 1.63	(5, 1)	3.0		10	0	0	0	2	0	0	0	0	0	0	21	30	0.00	0.000
Lee Smith, R ERA: 2.68	(8, 1)	1.0		3	0	0	0	0	0	0	0	0	0	0	6	6	0.00	0.000

PITCHER	IP	WLS	BF	H	R	ER	SO	BB	IBB	HBP	BLK	WP	HR	S	P	ERA	WHIP

AB	30
R	3
H	7
RBI	3
BB	2
SO	4
LOB	13

Batter	1	2	3	4	5	6	7	8	9	AB	R	H	RBI	BB	SO	LOB
Ozzie Smith, S (1, 6) OBP: 0.332, SLG: 0.269	C B H 2-1 E HBP		B X 1-0 ② G3		C F B X 1-2 ① G6-3		C F B X 1-2 ② G4-3		B X 1-0 ① SH2-4 1-3	3	0	0	0	0	0	0
Milt Thompson, L (1, 9) OBP: 0.284, SLG: 0.322	1 SAFE F X 0-1 ① P5		C B F B X 2-2 ③ G5-3		B B B C X 3-1 ② F8		B S F F B S 2-3 ③ K		B S B L C 2-3 ② K	5	0	0	0	0	2	2
Willie McGee, S (1, 8) OBP: 0.359, SLG: 0.399	1 SAFE 1 SAFE 1 SAFE C C X 0-2 E1 S 1-3			S B X 1-1 2B 1B 1B	B B C B B 4-1 2B BB			B C F X 1-2 1B 1B 1B	S S B F B X 2-2 ③ G1-3	4	3	2	0	1	0	2
Pedro Guerrero, R (1, 3) OBP: 0.360, SLG: 0.463 Tim Jones, L (8, PR) OBP: 0.279, SLG: 0.167 (8, 4)	F F B X 1-2 ② P6			B X 1-0 1B 1-3 1B 2B	F 1 SAFE F 1 P X 1-2 1-H 2B			X 0-0 1B 1-2 1B		4 0	1 0	3 0	1 0	0 0	0 0	2 0
Terry Pendleton, S (1, 5) OBP: 0.288, SLG: 0.373	C B X 1-1 ③ G6-3 1-2			F F F B X 1-2 1B SF9 2-3 3-H 1B	F X 0-1 ③ L7			B S B F S 2-3 ① K		4	1	1	1	0	1	5
Denny Walling, L (1, 7) OBP: 0.275, SLG: 0.288 (8, 3)		C B B X 2-1 ① G3		B X 1-0 1-3 2B 3-H 1B		X 0-0 ① G4-3		X 0-0 1-2 2-H 1B		4	0	2	2	0	0	0
José Oquendo, S (1, 4) OBP: 0.335, SLG: 0.249 Lee Smith, R (8, 1)		F C X 0-2 ② P5		B B X 2-0 ① SF9 3-H		C X 0-1 ② G4-3		B B F S B X 3-2 ② F7		3 0	0 0	0 0	1 0	0 0	0 0	2 0
Tom Pagnozzi, R (1, 2) OBP: 0.222, SLG: 0.289		C F C 0-3 ③		X 0-0 ② F8		C S F X 0-2 ③ G6-3		X 0-0 ③ P4		4	0	0	0	0	1	3
Joe Magrane, R (1, 1) OBP: 0.250, SLG: 0.190 Bryn Smith, R (7, 1) OBP: 0.238, SLG: 0.238 Rex Hudler, R (8, 7) OBP: 0.234, SLG: 0.289			B S S C 1-3 ① K	S X 0-1 ③ 1-H 2B			F S B S 1-3 ① K		X 0-0 1B	3 0 0	0 0 0	1 0 0	0 0 0	0 0 0	2 0 0	0 0 0
Inning Stats	R: 0 H: 0 E: 1 LOB: 2 K: 0 BB: 0 S: 11 P: 15	R: 0 H: 0 E: 0 LOB: 0 K: 1 BB: 0 S: 8 P: 10	R: 0 H: 0 E: 0 LOB: 0 K: 1 BB: 0 S: 7 P: 11	R: 3 H: 5 E: 0 LOB: 2 K: 0 BB: 0 S: 12 P: 18	R: 1 H: 1 E: 0 LOB: 1 K: 0 BB: 1 S: 12 P: 20	R: 0 H: 0 E: 0 LOB: 0 K: 0 BB: 0 S: 7 P: 7	R: 0 H: 0 E: 0 LOB: 0 K: 2 BB: 0 S: 10 P: 14	R: 1 H: 3 E: 0 LOB: 2 K: 1 BB: 0 S: 12 P: 18	R: 0 H: 1 E: 0 LOB: 1 K: 1 BB: 0 S: 9 P: 14	1B: 7 SF: 1 2B: 3 SAC: 1 3B: 0 DP: 0 HR: 0 HBP: 1						

PITCHER		IP	WLS	BF	H	R	ER	SO	BB	IBB	HBP	BLK	WP	HR	S	P	ERA	WHIP
Oil Can Boyd, R ERA: 3.48	(1, 1)	5.0	L	23	6	4	4	2	1	0	1	0	0	0	50	74	7.20	1.400
Bill Sampen, R ERA: 1.89	(6, 1)	3.1		14	4	1	1	3	0	0	0	0	0	0	31	42	2.70	1.200
Drew Hall, L ERA: 3.41	(9, 1)	0.2		2	0	0	0	1	0	0	0	0	0	0	7	11	0.00	0.000

PITCHER	IP	WLS	BF	H	R	ER	SO	BB	IBB	HBP	BLK	WP	HR	S	P	ERA	WHIP

TOP

St. Louis Cardinals @ Montreal Expos

Olympic Stadium, Montreal, QB

Sun Jun 10 1990, 3:33 AM EDT

Att. 30,349 - Dome - 70 F

livebaseballscorecards.com

AB	34
R	5
H	9
RBI	5
BB	1
SO	6
LOB	16

WP: 0 PA: 39
PB: 0
SB: 2
CS: 0

St. Louis Cardinals @ Montreal Expos

Olympic Stadium, Montreal, QB

Sun Jun 10 1990, 3:33 AM EDT

Att. 30,349 - Dome - 70 F

livebaseballscorecards.com

BOTTOM

Batter	1	2	3	4	5	6	7	8	9	AB	R	H	RBI	BB	SO	LOB
Delino DeShields, L (1, 4) OBP: 0.391, SLG: 0.424	B B F B S B 4-2 S BB		B B B C B 4-1 CS BB	C B B F B X 3-2 ③ G5-3			C B F S 1-3 ① K		B F B F S 2-3 ② K	3	0	0	0	2	2	2
Spike Owen, S (1, 6) OBP: 0.385, SLG: 0.405	C B B F S 2-3 ① K 1-2		B B C X 2-1 ② S 1-2 1B		C B F F X 1-2 ① F8		B B B C X 3-1 1B		C F F C 0-3 ③ K	5	0	2	0	0	2	1
Junior Noboa, R (1, 9) OBP: 0.271, SLG: 0.339	C B S F F F B X 2-2 ② L6		B B F B X 3-1 ③ G6-3 1-2		C F X 0-2 ② F8		B 1 SAFE 1 SAFE B X 2-0 ② F7			4	0	0	0	0	0	3
Andres Galarraga, R (1, 3) OBP: 0.320, SLG: 0.400	B B F S F F F S 2-3 ③ K			B C S F B B B 4-2 3B BB	B X 1-0 2B		S 1 SAFE X 0-1 ③ P6			3	1	1	0	1	1	2
Tim Wallach, R (1, 5) OBP: 0.372, SLG: 0.590		B B F S F B F F F 3-2 X 1B		C X 0-1 1-H FC7-6 3B	B B S X 2-1 ③ G6-3			C B B F X 2-2 ① G6-3		4	1	2	1	0	0	1
Mike Fitzgerald, R (1, 2) OBP: 0.339, SLG: 0.417		C B F S 1-3 ① K		F B B B B 4-1 FC7-6 BB		X 0-0 HR		S B B S X 2-2 1B		3	1	2	1	1	1	1
Otis Nixon, S (1, 7) OBP: 0.327, SLG: 0.238 Mike Aldrete, L (8, PH) OBP: 0.463, SLG: 0.282 (9, 7)		F C B X 1-2 ② F2		F X 0-1 ① FC7-6 CS 1-2f 3-H			C S B C 1-3 ① K	S F B C 1-3 ② K		3 1	0 0	0 0	1 0	0 0	1 1	2 1
Dave Martinez, L (1, 8) OBP: 0.327, SLG: 0.467		B B X 2-0 ③ P5		1 SAFE 1 SAFE C B B B C B 4-2 ② 1B 1-2 BB			C C B F F S 1-3 ② K	F C F S 0-3 ③ K		3	0	0	0	1	2	2
Oil Can Boyd, R (1, 1) OBP: 0.083, SLG: 0.083 Bill Sampen, R (6, 1) Drew Hall, L (9, 1) Wallace Johnson, S (9, PH) OBP: 0.276, SLG: 0.346			X 0-0 ① F9	X 0-0 1-2 1B		F S S 0-3 ③ K			X 0-0 ① F8	2 1 0 1	0 0 0 0	1 0 0 0	0 0 0 0	0 1 0 0	0 0 0 0	0 0 0 0

	AB	33
	R	3
	H	8
	RBI	3
	BB	5
	SO	11
	LOB	15

Inning Stats	1	2	3	4	5	6	7	8	9
	R: 0 E: 0 K: 2 S: 18	H: 0 LOB: 1 BB: 1 P: 28	R: 0 E: 0 K: 1 S: 14	H: 1 LOB: 1 BB: 0 P: 21	R: 0 E: 0 K: 0 S: 6	H: 1 LOB: 1 BB: 1 P: 15	R: 2 E: 0 K: 0 S: 14	H: 2 LOB: 2 BB: 3 P: 29	R: 0 E: 0 K: 0 S: 10	H: 1 LOB: 1 BB: 0 P: 14	R: 1 E: 0 K: 3 S: 12	H: 1 LOB: 0 BB: 0 P: 14	R: 0 E: 0 K: 1 S: 8	H: 1 LOB: 1 BB: 0 P: 14	R: 0 E: 0 K: 2 S: 13	H: 1 LOB: 1 BB: 0 P: 18	R: 0 E: 0 K: 2 S: 8	H: 0 LOB: 0 BB: 0 P: 10

	1B: 5	SF: 0	WP: 0	PA: 38
	2B: 1	SAC: 0	PB: 0	
	3B: 1	DP: 0	SB: 2	
	HR: 1	HBP: 0	CS: 2	

PITCHER		IP	WLS	BF	H	R	ER	SO	BB	IBB	HBP	BLK	WP	HR	S	P	ERA	WHIP
Joe Magrane, L ERA: 4.14	(1, 1)	6.2	W	30	7	3	3	7	5	0	0	0	0	1	80	133	4.05	1.800
Bryn Smith, R ERA: 4.21	(7, 1)	0.1		1	0	0	0	0	0	0	0	0	0	0	2	2	0.00	0.000
Lee Smith, R ERA: 2.54	(8, 1)	2.0	S	7	1	0	0	4	0	0	0	0	0	0	21	28	0.00	0.500

PITCHER	IP	WLS	BF	H	R	ER	SO	BB	IBB	HBP	BLK	WP	HR	S	P	ERA	WHIP

Batter	1	2	3	4	5	6	7	8	9	AB	R	H	RBI	BB	SO	LOB
Delino DeShields, L (1, 4) OBP: 0.397, SLG: 0.424	B B C B B 4-1 2B BB		B B S F C 2-3 ② K			B X 1-0 E BLK SF8 1B		B B B B 4-0 1B BB		2	1	1	0	2	1	0
Spike Owen, S (1, 6) OBP: 0.383, SLG: 0.410	1 SAFE C X 0-1 ① 1-2 HR 2B		B C B B B F F F X 3-2 ③ G5-3			1 SAFE C 2 SAFE B S F B B X 3-2 ② SF8 1-H		C B C F F X 1-2 ② F9 2-3		3	1	1	1	0	0	2
Mike Fitzgerald, R (1, 2) OBP: 0.352, SLG: 0.453	C X 0-1 2-H HR			B F C X 1-2 ① G5-3		B B B B 4-0 BB		B C 1 SAFE X 1-1 1-2 3-H 1B		3	1	2	3	1	0	0
Andres Galarraga, R (1, 3) OBP: 0.315, SLG: 0.392	C X 0-1 ② F8			B S X 1-1 ② G5-3		F B B F S X 3-2 ③ F9		B F B F S 2-3 ③ K		4	0	0	0	0	1	3
Tim Wallach, R (1, 5) OBP: 0.366, SLG: 0.579	B C C B S 2-3 ③ K			F B F B S 2-3 ③ K			C B B X 2-1 ① G4-3		B B C X 2-1 ① G6-3	4	0	0	0	0	2	0
Junior Noboa, R (1, 9) OBP: 0.274, SLG: 0.339		B S B X 2-1 ① F8			X 0-0 F8 1B		B X 1-0 ② F8		X 0-0 HR	3	0	1	0	0	0	0
Larry Walker, L (7, 9) OBP: 0.331, SLG: 0.439										1	1	1	1	0	0	0
Otis Nixon, S (1, 7) OBP: 0.321, SLG: 0.222		C X 0-1 ② G6-3			F 1 SAFE B 1 SAFE 1 SAFE B B F X 3-2 ① ② F8 1-2		B B F B F S 3-3 ③ K		B B B B 4-0 BB	3	0	0	0	1	1	1
Dave Martinez, L (1, 8) OBP: 0.324, SLG: 0.458		B B X 2-0 ③ G3			B C B B B F S 3-3 ③ K			B C X 1-1 F9 SH2-4 1B 1B	C B B B B X 3-1 ② F8	4	1	1	0	0	1	1
Kevin Gross, R (1, 1) OBP: 0.188, SLG: 0.355			C F F B B X 2-2 ① P8			F B F B C 2-3 ① K		1 SAFE X 0-0 ① SH2-4 1-2	C X 0-1 ③ P9	3	0	0	0	0	1	1
Inning Stats	R: 2 E: 0 K: 1 S: 10 H: 2 LOB: 0 BB: 1 P: 16	R: 0 E: 0 K: 0 S: 5 H: 0 LOB: 0 BB: 0 P: 9	R: 0 E: 0 K: 1 S: 12 H: 0 LOB: 0 BB: 0 P: 19	R: 0 E: 0 K: 1 S: 8 H: 0 LOB: 0 BB: 0 P: 12	R: 0 E: 0 K: 1 S: 7 H: 1 LOB: 0 BB: 0 P: 13	R: 1 E: 1 K: 1 S: 11 H: 1 LOB: 1 BB: 1 P: 24	R: 0 E: 0 K: 1 S: 6 H: 0 LOB: 0 BB: 0 P: 12	R: 1 E: 0 K: 1 S: 13 H: 2 LOB: 2 BB: 1 P: 22	R: 1 E: 0 K: 0 S: 7 H: 1 LOB: 1 BB: 1 P: 16	1B: 4 2B: 1 3B: 0 HR: 2 SF: 1 SAC: 1 DP: 0 HBP: 0						

TOP

Montreal Expos @ Philadelphia Phillies

Veterans Stadium, Philadelphia, PA

Mon Jun 11 1990, 7:05 PM EDT

Cloudy

livebaseballscorecards.com

AB	30
R	5
H	7
RBI	5
BB	4
SO	7
LOB	8

PITCHER		IP	WLS	BF	H	R	ER	SO	BB	IBB	HBP	BLK	WP	HR	S	P	ERA	WHIP
Dennis Cook, L ERA: 3.51	(1, 1)	7.2	L	30	6	4	3	6	3	0	0	1	0	1	69	122	3.52	1.174
Darrel Akerfelds, R ERA: 2.73	(8, 1)	0.2		4	1	1	1	1	1	0	0	0	0	1	6	14	13.50	3.000
Don Carman, L ERA: 3.89	(9, 1)	0.2		2	0	0	0	0	0	0	0	0	0	0	4	7	0.00	0.000

PITCHER	IP	WLS	BF	H	R	ER	SO	BB	IBB	HBP	BLK	WP	HR	S	P	ERA	WHIP

Montreal Expos @ Philadelphia Phillies

Veterans Stadium, Philadelphia, PA

Mon Jun 11 1990, 7:05 PM EDT

Cloudy

livebaseballscorecards.com

BOTTOM

Batter	1	2	3	4	5	6	7	8	9	AB	R	H	RBI	BB	SO	LOB
Lenny Dykstra, L (1, 8) OBP: 0.479, SLG: 0.522	C C B C 1-3 ① K		B S B F B B 4-2 1B BB		C B X 1-1 ③ L7			B X 1-0 ② G3		3	0	0	0	1	1	0
Tom Herr, S (1, 4) OBP: 0.341, SLG: 0.370	C B B B C F X 3-2 S 1B		1 SAFE C X 0-1 BB 1-3 1B			C F B X 1-2 G5-3 ①		F X 0-1 ③ L5		4	0	2	0	0	0	0
Ron Jones, L (1, 9) OBP: 0.429, SLG: 0.556	C B B S T F F B C 3-3 ② K 1-2		B C S B F F 1 SAFE 1 SAFE B 4-2 F B 1-2 BB			B B F S B C 3-3 ② K			B B C B B 4-1 FC4-9-6 BB	2	0	0	0	2	2	1
Ricky Jordan, R (1, 3) OBP: 0.294, SLG: 0.375	S B X 1-1 ③ P5		S S C 0-3 ③ K			B C X 1-1 ③ G6-3			B C B F 1 S 2-3 ① K 1 SAFE	4	0	0	0	0	2	5
Charlie Hayes, R (1, 5) OBP: 0.324, SLG: 0.381		B X 1-0 ① F9		B B X 2-0 ① F8			B B X 2-0 G4-6-3 1B		C B X 1-1 ② FC4-9-6 BB 1-2f	4	0	1	0	0	0	1
Darren Daulton, L (1, 2) OBP: 0.371, SLG: 0.310		B C B F F C 2-3 ② K		B B F C F C 2-3 ② K			B B X 2-0 G4-6-3 1-2 1B		B B B B 4-0 1-2 BB	3	0	1	0	1	2	0
Jim Vatcher, R (1, 7) OBP: 0.417, SLG: 0.364 John Kruk, L (7, PH) (8, 7) OBP: 0.346, SLG: 0.391		B B B C C X 3-2 ③ G3		B B B C X 3-1 ③ G1-3			B C C X 1-2 ① ② G4-6-3 1-2f 2-3		C X 0-1 ③ F9	2 2	0 0	0 0	0 0	0 0	0 0	0 4
Rod Booker, L (1, 6) OBP: 0.326, SLG: 0.368 Darrel Akerfelds, R (8, 1) Don Carman, L (9, 1) OBP: 0.429, SLG: 0.429			B X 1-0 ① F8		X 0-0 ① P7		B C B S B C 3-3 ③ K			3 0 0	0 0 0	0 0 0	0 0 0	0 0 0	1 0 0	1 0 0
Dennis Cook, L (1, 1) OBP: 0.280, SLG: 0.400 Dickie Thon, R (8, 6) OBP: 0.307, SLG: 0.311			F C X 0-2 ② G4-3		C X 0-1 ② F7			S C B S 1-3 ① K		2 1	0 0	0 0	0 0	0 0	0 1	0 0
Inning Stats	R: 0 H: 1 E: 0 LOB: 1 K: 2 BB: 0 S: 15 P: 23	R: 0 H: 0 E: 0 LOB: 0 K: 1 BB: 0 S: 8 P: 14	R: 0 H: 1 E: 0 LOB: 3 K: 1 BB: 2 S: 16 P: 25	R: 0 H: 0 E: 0 LOB: 0 K: 1 BB: 0 S: 7 P: 14	R: 0 H: 0 E: 0 LOB: 0 K: 0 BB: 0 S: 5 P: 6	R: 0 H: 0 E: 0 LOB: 0 K: 1 BB: 0 S: 8 P: 13	R: 0 H: 2 E: 0 LOB: 1 K: 1 BB: 0 S: 8 P: 16	R: 0 H: 0 E: 0 LOB: 0 K: 1 BB: 0 S: 6 P: 8	R: 0 H: 0 E: 0 LOB: 2 K: 1 BB: 2 S: 8 P: 19	1B: 4 2B: 0 3B: 0 HR: 0	SF: 0 SAC: 0 DP: 1 HBP: 0					

	AB	30
	R	0
	H	4
	RBI	0
	BB	4
	SO	9
	LOB	12

PITCHER	IP	WLS	BF	H	R	ER	SO	BB	IBB	HBP	BLK	WP	HR	S	P	ERA	WHIP
Kevin Gross, R (1, 1) ERA: 3.4	9.0	W	34	4	0	0	9	4	0	0	0	0	0	81	138	0.00	0.889

PITCHER	IP	WLS	BF	H	R	ER	SO	BB	IBB	HBP	BLK	WP	HR	S	P	ERA	WHIP

WP: 0 PA: 34
PB: 0
SB: 1
CS: 0

Batter	1	2	3	4	5	6	7	8	9	AB	R	H	RBI	BB	SO	LOB
Delino DeShields, L (1, 4) OBP: 0.397, SLG: 0.424	S 2B G5-3 1B		1B 1B		K		P5		G6-3	5	2	2	0	0	1	0
Spike Owen, S (1, 6) OBP: 0.378, SLG: 0.404	G5-3 1-2		G5-3 1B 1-3 1B		K CS		F8		K	5	0	1	0	0	2	1
Mike Fitzgerald, R (1, 7) OBP: 0.354, SLG: 0.445	K 2-3		G5-3 1-2 3-H 1B		WP BB 1-2		K		F9	4	0	1	1	1	2	1
Andres Galarraga, R (1, 3) OBP: 0.318, SLG: 0.399 Otis Nixon, S (8, PR) OBP: 0.321, SLG: 0.222 (8, 8)	3-H 2B		G5-3 1-2 2-3f		G3 1-2			E WP 1B		4 0	0 1	2 0	1 0	0 0	0 0	3 0
Tim Wallach, R (1, 5) OBP: 0.372, SLG: 0.577	FC6 IBB		FC6-4 IBB			G5-3		WP HBP 1-3		1	0	0	0	2	0	0
Junior Noboa, R (1, 9) OBP: 0.277, SLG: 0.328 Mike Aldrete, L (8, PH) OBP: 0.473, SLG: 0.282 (8, 3)	FC6 1-2f		FC6-4 1-2f			S BB		1-2 BB 3-H		2 0	0 0	0 0	0 0	1 1	0 0	4 0
Nelson Santovenia, R (1, 2) OBP: 0.234, SLG: 0.278		F9		G5-3		L8		K		4	0	0	0	0	1	3
Dave Martinez, L (1, 8) OBP: 0.321, SLG: 0.444 (8, 9)		G3		P3		1-2 BB		P5		3	0	0	0	1	0	2
Chris Nabholz, L (1, 1) Wallace Johnson, S (6, PH) OBP: 0.267, SLG: 0.333 Dale Mohorcic, R (6, 1) Drew Hall, L (6, 1) Larry Walker, L (8, PH) OBP: 0.329, SLG: 0.436 Dave Schmidt, R (8, 1)		K		K		K		K		2 1 0 0 1 0	0 0 0 0 0 0	0 0 0 0 0 0	0 0 0 0 0 0	0 0 0 0 0 0	2 1 0 0 1 0	0 2 0 0 2 0
Inning Stats	R: 1 H: 2 E: 0 LOB: 2 K: 1 BB: 1 S: 7 P: 11	R: 0 H: 0 E: 0 LOB: 0 K: 1 BB: 0 S: 5 P: 5	R: 1 H: 3 E: 0 LOB: 2 K: 0 BB: 1 S: 5 P: 9	R: 0 H: 0 E: 0 LOB: 0 K: 1 BB: 0 S: 5 P: 5	R: 0 H: 0 E: 0 LOB: 1 K: 2 BB: 1 S: 7 P: 11	R: 0 H: 0 E: 0 LOB: 2 K: 1 BB: 2 S: 5 P: 13	R: 0 H: 0 E: 0 LOB: 0 K: 1 BB: 0 S: 5 P: 5	R: 1 H: 1 E: 1 LOB: 2 K: 2 BB: 1 S: 8 P: 13	R: 0 H: 0 E: 0 LOB: 0 K: 1 BB: 0 S: 5 P: 5	1B: 5 2B: 1 3B: 0 HR: 0	SF: 0 SAC: 0 DP: 1 HBP: 1					

TOP

Montreal Expos @ Philadelphia Phillies

Veterans Stadium, Philadelphia, PA

Mon Jun 11 1990, 7:05 PM EDT

Att. 22,700 - Unknown

livebaseballscorecards.com

AB	32
R	3
H	6
RBI	2
BB	6
SO	10
LOB	18

WP: 3 PA: 39
PB: 0
SB: 2
CS: 1

PITCHER		IP	WLS	BF	H	R	ER	SO	BB	IBB	HBP	BLK	WP	HR	S	P	ERA	WHIP
Pat Combs, L ERA: 4.2	(1, 1)	6.0		27	5	2	2	6	3	2	0	0	2	0	34	54	3.00	1.333
Jeff Parrett, R ERA: 5.88	(7, 1)	1.1	L	7	1	1	0	2	1	0	1	0	1	0	9	14	0.00	1.500
Don Carman, L ERA: 3.72	(8, 1)	1.2		5	0	0	0	2	0	0	0	0	0	0	9	9	0.00	0.000

PITCHER	IP	WLS	BF	H	R	ER	SO	BB	IBB	HBP	BLK	WP	HR	S	P	ERA	WHIP

Batter	1	2	3	4	5	6	7	8	9	AB	R	H	RBI	BB	SO	LOB
Lenny Dykstra, L (1, 8) OBP: 0.469, SLG: 0.509	S S S 0-3 K ①		x 0-0 L9 ②		x 0-0 F7 ②		x 0-0 G4-3 ①		x 0-0 P6 ③	5	0	0	0	0	1	3
Tom Herr, S (1, 4) OBP: 0.340, SLG: 0.364	x 0-0 G6-3 ②		S S S 0-3 K ③		B B B 4-0 1B BB		x 0-0 G6-3 ②			3	0	0	0	1	1	2
Charlie Hayes, R (1, 5) (5, 3) OBP: 0.322, SLG: 0.378	x 0-0 G5-3 ③			S S S 0-3 K ①	x 0-0 1-2 1B		S S S 0-3 K ③			4	0	1	0	0	2	0
Ricky Jordan, R (1, 3) OBP: 0.296, SLG: 0.382 Dave Hollins, S (5, 5) OBP: 0.270, SLG: 0.382		S S S 0-3 K ①		x 0-0 1B 2B	S S S 0-3 K ③			x 0-0 P6 ①		2	1	1	0	0	1	0
										2	0	0	0	0	1	2
Dickie Thon, R (1, 6) OBP: 0.306, SLG: 0.310		x 0-0 F8 ②		x 0-0 G5-3 1B 2-H BLK 1B		x 0-0 F7 ①		x 0-0 L6 ②		4	1	1	1	0	0	0
Jim Vatcher, R (1, 9) OBP: 0.375, SLG: 0.333		x 0-0 G4-3 ③		x 0-0 BLK G5-3 1-2 1B		x 0-0 P6 ②		x 0-0 G5-3 ③		4	0	1	0	0	0	0
Sil Campusano, R (1, 7) OBP: 0.289, SLG: 0.182 Rod Booker, L (9, PH) OBP: 0.341, SLG: 0.368			x 0-0 L7 ①	x 0-0 G5-3 ② 1-2 2-3		B B B B 4-0 S BB			B B B B 4-0 SH1-4 BB	2	0	0	0	1	0	2
										0	0	0	0	1	0	0
Darren Daulton, L (1, 2) OBP: 0.376, SLG: 0.313			x 0-0 BB 1B	x 0-0 G3 ③ 2-3 3-H		I I I I 4-0 1-2 IBB			x 0-0 SH1-4 ① 1-2	2	0	1	0	1	0	1
Pat Combs, L (1, 1) OBP: 0.286, SLG: 0.263 John Kruk, L (6, PH) OBP: 0.346, SLG: 0.391 Randy Ready, R (6, PH) OBP: 0.347, SLG: 0.348 Jeff Parrett, R (7, 1) Don Carman, L (8, 1) OBP: 0.429, SLG: 0.429 Ron Jones, L (9, PH) OBP: 0.409, SLG: 0.526			B B B B 4-0 1-2 BB		x 0-0 G3 ①	x 0-0 P4 ③			S S S 0-3 K ②	1	0	0	0	1	0	0
										0	0	0	0	0	0	0
										1	0	0	0	0	2	0
										0	0	0	0	0	0	0
										0	0	0	0	0	0	0
										1	0	0	0	0	1	1
Inning Stats	R: 0 E: 0 K: 1 S: 5 H: 0 LOB: 0 BB: 0 P: 5	R: 0 E: 0 K: 1 S: 5 H: 0 LOB: 0 BB: 0 P: 5	R: 0 E: 0 K: 1 S: 6 H: 1 LOB: 2 BB: 1 P: 10	R: 2 E: 0 K: 1 S: 8 H: 3 LOB: 1 BB: 0 P: 8	R: 0 E: 0 K: 1 S: 6 H: 1 LOB: 2 BB: 1 P: 10	R: 0 E: 0 K: 0 S: 3 H: 0 LOB: 2 BB: 2 P: 11	R: 0 E: 0 K: 1 S: 5 H: 0 LOB: 0 BB: 0 P: 5	R: 0 E: 0 K: 0 S: 3 H: 0 LOB: 0 BB: 0 P: 3	R: 0 E: 0 K: 1 S: 5 H: 0 LOB: 1 BB: 1 P: 9	1B: 4 2B: 1 3B: 0 HR: 0	SF: 0 SAC: 1 DP: 0 HBP: 0						

PITCHER	IP	WLS	BF	H	R	ER	SO	BB	IBB	HBP	BLK	WP	HR	S	P	ERA	WHIP
Chris Nabholz, L (1, 1) ERA: 3.6	5.0		22	5	2	2	5	2	0	0	1	0	0	30	38	3.60	1.400
Dale Mohorcic, R (6, 1) ERA: 4.5	0.2		4	0	0	0	0	1	1	0	0	0	0	2	10	0.00	1.500
Drew Hall, L (6, 1) ERA: 3.29	1.1	W	4	0	0	0	1	0	0	0	0	0	0	6	6	0.00	0.000
Dave Schmidt, R (8, 1) ERA: 3.2	2.0	S	7	0	0	0	1	1	0	0	0	0	0	8	12	0.00	0.500

PITCHER	IP	WLS	BF	H	R	ER	SO	BB	IBB	HBP	BLK	WP	HR	S	P	ERA	WHIP

BOTTOM

Montreal Expos @ Philadelphia Phillies

Veterans Stadium, Philadelphia, PA

Mon Jun 11 1990, 7:05 PM EDT

Att. 22,700 - Unknown

livebaseballscorecards.com

AB	31
R	2
H	5
RBI	1
BB	5
SO	7
LOB	13

WP: 0	PB: 0	SB: 1	CS: 0
PA: 37			

Montreal Expos @ Philadelphia Phillies

Veterans Stadium, Philadelphia, PA

Tue Jun 12 1990, 7:05 PM EDT

Att. 19,169 - Unknown - 74 F

TOP

livebaseballscorecards.com

Batter	1	2	3	4	5	6	7	8	9	AB	R	H	RBI	BB	SO	LOB
Delino DeShields, L (1, 4) OBP: 0.398, SLG: 0.432	B F B X 2-1 ① G6-3		B F B X 2-1 ① L1		B B F B B 4-1 BB		1 SAFE B B C C F B B X 3-2 1-H 3B			3	0	1	1	1	0	0
Dave Martinez, L (1, 8) OBP: 0.318, SLG: 0.437	B C C B B X 3-2 1B G6-3 1B		B X 1-0 ② G4-3		C X 0-1 ③ F8		B B X 2-0 ③ P7			4	1	1	0	0	0	3
Wallace Johnson, S (1, 3) OBP: 0.294, SLG: 0.333	B 1 B C X SAFE 2-1 1-3 G6-3 1B		B X 1-0 ③ G1-4-3			B C F X 1-2 ① G4-3		F B B B B 4-1 BB		3	0	1	0	1	0	0
Mike Aldrete, L (1, 7) OBP: 0.475, SLG: 0.302	C B B B X 3-1 ② G6-3 1-2 3-H			C B S B X 2-2 CS 1B		B B C X 2-1 1B		1 SAFE C B X 1-1 ① F7		4	0	2	1	0	0	2
Tim Wallach, R (1, 5) OBP: 0.366, SLG: 0.566	B X 1-0 ③ G5-3			F B C S 1-3 ① ② K 1-2		1 SAFE 1 SAFE X 0-0 ② P3		B C S S 1-3 ② K		4	0	0	0	0	2	4
Larry Walker, L (1, 9) OBP: 0.320, SLG: 0.423		X 0-0 ① G4-3		B F B S F X 2-2 ③ G4-3		F S X 0-2 ③ G6-3		F X 0-1 ③ P4		4	0	0	0	0	0	2
Nelson Santovenia, R (1, 2) OBP: 0.243, SLG: 0.280		B F B B B 4-1 FC6-4 BB			C X 0-1 SH2-3 1B		C B X 1-1 ① G6-3		C S X 0-2 ① F7	3	0	1	0	1	0	0
Tom Foley, L (1, 6) OBP: 0.207, SLG: 0.185		S F X 0-2 ② F7			X 0-0 ① F8		B C B F C 2-3 ② K		X 0-0 ② G4-3	4	0	0	0	0	1	2
Zane Smith, L (1, 1) OBP: 0.238, SLG: 0.381 Otis Nixon, S (7, PH) OBP: 0.333, SLG: 0.239 John Costello, R (7, 1) Tim Raines, S (9, PH) OBP: 0.394, SLG: 0.362		X 0-0 ③ FC6-4 1-2f			F L 1 SAFE X 0-2 ② SH2-3 1-2		B B X 2-0 S 3B 1B		F B X 1-1 ③ G4-3	1 1 0 1	0 1 0 0	0 1 0 0	0 0 0 0	0 0 0 0	0 0 0 0	1 0 0 0
Inning Stats	R: 1 E: 0 K: 0 S: 10 H: 2 LOB: 1 BB: 0 P: 21	R: 0 E: 0 K: 0 S: 6 H: 0 LOB: 1 BB: 1 P: 10	R: 0 E: 0 K: 0 S: 4 H: 0 LOB: 0 BB: 0 P: 8	R: 0 E: 0 K: 1 S: 10 H: 1 LOB: 0 BB: 0 P: 15	R: 0 E: 0 K: 0 S: 9 H: 1 LOB: 2 BB: 1 P: 13	R: 0 E: 0 K: 0 S: 9 H: 1 LOB: 1 BB: 0 P: 12	R: 1 E: 0 K: 1 S: 11 H: 2 LOB: 1 BB: 0 P: 21	R: 0 E: 0 K: 1 S: 8 H: 0 LOB: 1 BB: 1 P: 14	R: 0 E: 0 K: 0 S: 6 H: 0 LOB: 0 BB: 0 P: 7	1B: 6 2B: 0 3B: 1 HR: 0	SF: 0 SAC: 1 DP: 0 HBP: 0					

	AB	32
	R	2
	H	7
	RBI	2
	BB	3
	SO	3
	LOB	14

WP: 0 PB: 0 SB: 1 CS: 1 PA: 36

PITCHER	IP	WLS	BF	H	R	ER	SO	BB	IBB	HBP	BLK	WP	HR	S	P	ERA	WHIP
Ken Howell, R (1, 1) ERA: 3.38	8.0	W	33	7	2	2	3	3	0	0	0	0	0	67	114	2.25	1.250
Roger McDowell, R (9, 1) ERA: 5.73	1.0		3	0	0	0	0	0	0	0	0	0	0	6	7	0.00	0.000

PITCHER	IP	WLS	BF	H	R	ER	SO	BB	IBB	HBP	BLK	WP	HR	S	P	ERA	WHIP

Montreal Expos @ Philadelphia Phillies

Veterans Stadium, Philadelphia, PA

Tue Jun 12 1990, 7:05 PM EDT

Att. 19,169 - Unknown - 74 F

BOTTOM

Batter	1	2	3	4	5	6	7	8	9	AB	R	H	RBI	BB	SO	LOB
Sil Campusano, R (1, 8) OBP: 0.310, SLG: 0.278	H 1-0 G4-6-3 HBP		B B C X 2-1 ① P9		C F F B F B X 2-2 2-H HR		B S C S 1-3 ② K 1-2			3	1	1	2	0	1	1
Tom Herr, S (1, 4) OBP: 0.338, SLG: 0.377	C F X 0-2 ① ② G4-6-3 1-2f		B B X 2-0 ② F8		C B X 1-1 ② G3		B X 1-0 2-H HR			4	1	1	2	0	0	1
Ron Jones, L (1, 9) OBP: 0.385, SLG: 0.455	C B X 1-1 ③ G4-3		F B B B B 4-1 BB		B F B B B X 3-1 ③ P2		C B X 1-1 ③ F8			3	0	0	0	1	0	0
Charlie Hayes, R (1, 3) OBP: 0.321, SLG: 0.376		C X 0-1 E HR 1B	B F F B S 2-3 ③ K			C X 0-1 ① P3		X 0-0 ① L9		4	1	1	0	0	1	1
Dickie Thon, R (1, 6) OBP: 0.305, SLG: 0.309		B C X 1-1 E5 1-2 HR		B X 1-0 ① F8		B X 1-0 FC4-6 1B		B X 1-0 ② F8		4	1	1	0	0	0	1
Dave Hollins, S (1, 5) OBP: 0.293, SLG: 0.459		B B C F B X 3-2 1-H 2-H HR		L S B X 1-2 ② G6-3		1 SAFE C 1 SAFE X 0-1 ② P4		B B B C C B 4-2 BB		3	1	1	3	1	0	1
Jim Vatcher, R (1, 7) OBP: 0.300, SLG: 0.263		X 0-0 ① L5		B B F B C X 3-2 ③ G5-3		1 SAFE 1 SAFE X 0-0 ③ FC4-6 1-2f		B C C 1 SAFE 1 SAFE 1 F B F 1 SAFE 2-2 X G4-3		4	0	0	0	0	0	2
Darren Daulton, L (1, 2) OBP: 0.381, SLG: 0.327		F S B X 1-2 ② G4-3			B X 1-0 HR 2B		X 0-0 FC2-6 1B			3	1	2	0	0	0	0
Ken Howell, R (1, 1) OBP: 0.125, SLG: 0.130 Roger McDowell, R (9, 1)		B F B X 2-1 ③ G4-3			L B 2 SAFE M S 1-3 ① K		L 1 SAFE X 0-1 ① FC2-6 BLK S 1-2f HR			3 0	1 0	0 0	0 0	0 0	1 0	2 0
Inning Stats	R: 0 H: 0 E: 0 LOB: 0 K: 0 BB: 0 S: 5 P: 7	R: 3 H: 2 E: 1 LOB: 0 K: 0 BB: 0 S: 14 P: 21	R: 0 H: 0 E: 0 LOB: 1 K: 1 BB: 1 S: 7 P: 17	R: 0 H: 0 E: 0 LOB: 0 K: 0 BB: 0 S: 7 P: 12	R: 2 H: 2 E: 0 LOB: 0 K: 1 BB: 0 S: 13 P: 21	R: 0 H: 1 E: 0 LOB: 1 K: 0 BB: 0 S: 6 P: 7	R: 2 H: 2 E: 0 LOB: 0 K: 1 BB: 0 S: 9 P: 12	R: 0 H: 0 E: 0 LOB: 1 K: 0 BB: 1 S: 9 P: 16		1B: 3 SF: 0 2B: 1 SAC: 0 3B: 0 DP: 1 HR: 3 HBP: 1						

livebaseballscorecards.com

AB	31
R	7
H	7
RBI	7
BB	2
SO	3
LOB	9

WP: 0 PA: 34
PB: 0
SB: 1
CS: 0

PITCHER		IP	WLS	BF	H	R	ER	SO	BB	IBB	HBP	BLK	WP	HR	S	P	ERA	WHIP
Zane Smith, L ERA: 3.31	(1, 1)	6.0	L	25	5	5	4	2	1	0	1	0	0	2	52	85	6.00	1.000
John Costello, R ERA: 8.22	(7, 1)	2.0		9	2	2	2	1	1	0	0	1	0	1	18	28	9.00	1.500

PITCHER	IP	WLS	BF	H	R	ER	SO	BB	IBB	HBP	BLK	WP	HR	S	P	ERA	WHIP

Batter	1	2	3	4	5	6	7	8	9	10	AB	R	H	RBI	BB	SO	LOB
Delino DeShields, L (1, 4) OBP: 0.394, SLG: 0.424	BBBB 4-0 G1-6-3 BB		x 0-0 E4 CS		x 0-0 ② ③ L6 2-3		x 0-0 ② P6		x 0-0 ② F7		4	0	0	0	1	0	5
Dave Martinez, L (1, 8) OBP: 0.330, SLG: 0.439	x 0-0 ① ② G1-6-3 1-2f		x 0-0 ② 1-2 1B			x 0-0 FC4-6 1B	x 0-0 ③ P5		IIII 4-0 IBB		4	0	2	0	1	0	2
Tim Raines, S (1, 7) OBP: 0.389, SLG: 0.356	x 0-0 ③ L7		x 0-0 ③ L8			x 0-0 ① FC4-6 S 1B 1-2f		x 0-0 ① G4-3	SSS 0-3 ③ K		3	1	0	0	0	0	2
Junior Noboa, R (8, PH) OBP: 0.269, SLG: 0.317											2	0	0	0	0	1	2
(8, 7)											0	0	0	0	0	0	0
Dave Schmidt, R (9, 1)											0	0	0	0	0	0	0
Drew Hall, L (10, 1)																	
Mike Aldrete, L (1, 3) OBP: 0.469, SLG: 0.298		BBBB 4-0 G5-3 BB		SSS 0-3 ① K		SSS 0-3 ② K 1-2		x 0-0 ② F8		x 0-0 2B SF9 1B	4	1	1	0	1	2	1
Tim Wallach, R (1, 5) OBP: 0.371, SLG: 0.570		x 0-0 ① G5-3 1-2		BBBB 4-0 G3-6-3 BB		x 0-0 1B 2-H 1B		x 0-0 ③ F9		x 0-0 SF9 1-3 2B	4	0	2	1	1	0	1
Larry Walker, L (1, 9) OBP: 0.335, SLG: 0.429		BBBB 4-0 BB		x 0-0 ② ③ G3-6-3 1-2f		x 0-0 1-2 1B			x 0-0 1B FC3-2-5-1 1B	IIII 4-0 IBB	3	0	2	0	2	0	1
Mike Fitzgerald, R (1, 2) OBP: 0.358, SLG: 0.442		x 0-0 ② L7	BBBB 4-0 SH3-4 BB	SSS 0-3 ③ K					x 0-0 FC3-2-5-1 S 1-3 1B	x 0-0 ① F7	3	0	1	0	1	1	4
Otis Nixon, S (9, PR) OBP: 0.328, SLG: 0.234											1	1	0	0	0	0	3
(9, 7)																	
Spike Owen, S (1, 6) OBP: 0.374, SLG: 0.397		x 0-0 ③ F7	BBBB 4-0 L6 SH3-4 1-2 BB				SSS 0-3 ① K		x 0-0 ① FC3-2-5-1 1-3 1B 3-H	x 0-0 ② SF9 2-3 3-H	3	1	0	1	1	1	4
Dennis Martinez, R (1, 1) OBP: 0.172, SLG: 0.207			x 0-0 ① G3-1		x 0-0 ① SH3-4 1-2 2-3		BBBB 4-0 BB		x 0-0 ② 2-H 3-H 1B	x 0-0 ③ G1-3	1	0	0	0	0	0	0
Wallace Johnson, S (7, PH) OBP: 0.314, SLG: 0.333											0	0	0	0	1	0	0
Bill Sampen, R (7, 1)											0	0	0	0	0	0	0
Tom Foley, L (9, PH) OBP: 0.233, SLG: 0.214											1	0	1	2	0	0	0
Nelson Santovenia, R (9, 2) OBP: 0.241, SLG: 0.277											1	0	0	0	0	0	2
Inning Stats	R: 0 E: 0 K: 0 S: 2 H: 0 LOB: 0 BB: 1 P: 6	R: 0 E: 0 K: 0 S: 3 H: 0 LOB: 2 BB: 2 P: 11	R: 0 E: 1 K: 0 S: 4 H: 1 LOB: 1 BB: 0 P: 4	R: 0 E: 0 K: 1 S: 4 H: 0 LOB: 0 BB: 1 P: 8	R: 0 E: 0 K: 0 S: 2 H: 0 LOB: 1 BB: 2 P: 10	R: 1 E: 0 K: 2 S: 10 H: 3 LOB: 2 BB: 0 P: 10	R: 0 E: 0 K: 1 S: 5 H: 0 LOB: 1 BB: 1 P: 9	R: 0 E: 0 K: 0 S: 3 H: 0 LOB: 0 BB: 0 P: 3	R: 2 E: 0 K: 1 S: 8 H: 3 LOB: 2 BB: 1 P: 12	R: 1 E: 0 K: 0 S: 5 H: 2 LOB: 2 BB: 1 P: 9	1B: 8 2B: 2 3B: 0 HR: 0	SF: 1 SAC: 1 DP: 3 HBP: 0						

PITCHER		IP	WLS	BF	H	R	ER	SO	BB	IBB	HBP	BLK	WP	HR	S	P	ERA	WHIP
Jose De Jesus, R ERA: 1.5	(1, 1)	6.0		25	4	1	1	3	6	0	0	0	0	0	25	49	1.50	1.667
Don Carman, L ERA: 3.52	(7, 1)	2.0		7	0	0	0	1	1	0	0	0	0	0	8	12	0.00	0.500
Roger McDowell, R ERA: 6.35	(9, 1)	1.0	L	9	5	3	3	1	0	1	0	0	0	0	10	14	27.00	5.000
Darrel Akerfelds, R ERA: 2.64	(10, 1)	1.0		4	0	0	0	0	0	1	0	0	0	0	3	7	0.00	0.000

PITCHER	IP	WLS	BF	H	R	ER	SO	BB	IBB	HBP	BLK	WP	HR	S	P	ERA	WHIP

TOP

Montreal Expos @ Philadelphia Phillies

Veterans Stadium, Philadelphia, PA

Wed Jun 13 1990, 7:05 PM EDT

Att. 18,655 - Unknown

livebaseballscorecards.com

AB	34
R	4
H	9
RBI	4
BB	9
SO	5
LOB	27

WP: 0	PA: 45	1B: 8	SF: 1
PB: 0		2B: 2	SAC: 1
SB: 2		3B: 0	DP: 3
CS: 1		HR: 0	HBP: 0

Batter	1	2	3	4	5	6	7	8	9	10	AB	R	H	RBI	BB	SO	LOB
Lenny Dykstra, L (1, 8) OBP: 0.464, SLG: 0.500	F7		G4-3		IBB			G4-3		G4-3 1-2 2-3	4	0	0	0	1	0	2
Tom Herr, S (1, 4) OBP: 0.339, SLG: 0.374	G1-3			HR 1B	G3-1			G4-3		IBB	4	1	1	0	1	0	2
Ron Jones, L (1, 9) OBP: 0.387, SLG: 0.667	G4-3			1-H HR		F7			HR	F9	5	2	2	3	0	0	3
Charlie Hayes, R (1, 5) OBP: 0.315, SLG: 0.368		G6-3		F9		K			B1-3		4	0	0	0	0	1	0
John Kruk, L (1, 7) OBP: 0.349, SLG: 0.393 (10, 3)		FC6-4 1B		CS 1B		G5-3			F7		4	0	2	0	0	0	0
Carmelo Martinez, R (1, 3) OBP: 0.343, SLG: 0.492		FC6-4 FC5-4 1-2f		F8 1-2		K			P4		4	0	0	0	0	1	2
Dickie Thon, R (1, 6) OBP: 0.308, SLG: 0.309		FC5-4 1-2f			P2	G3-6 BB				G4-3 1B 1B	3	0	1	0	1	0	1
Darren Daulton, L (1, 2) OBP: 0.378, SLG: 0.320			G4-3		SH3-4 BB	G3-6 1-2f				L7	3	0	0	0	1	0	2
Jose De Jesus, R (1, 1) Don Carman, L (7, 1) OBP: 0.429, SLG: 0.429 Dave Hollins, S (8, PH) OBP: 0.286, SLG: 0.447 Roger McDowell, R (9, 1) Darrel Akerfelds, R (10, 1) Jim Vatcher, R (10, 7) OBP: 0.333, SLG: 0.300			K		SH3-4 1-2			K		G4-3 1-2 1B	1 0 1 0 0 1	0 0 0 0 0 0	0 0 0 0 0 1	0 0 0 0 0 0	0 0 0 0 0 0	1 0 1 0 0 0	0 0 0 0 0 0
Inning Stats	R: 0 E: 0 K: 0 S: 3 H: 0 LOB: 0 BB: 0 P: 3	R: 0 E: 0 K: 0 S: 4 H: 1 LOB: 1 BB: 0 P: 4	R: 0 E: 0 K: 1 S: 5 H: 0 LOB: 0 BB: 0 P: 5	R: 2 E: 0 K: 0 S: 5 H: 3 LOB: 0 BB: 0 P: 5	R: 0 E: 0 K: 0 S: 3 H: 0 LOB: 2 BB: 2 P: 11	R: 0 E: 0 K: 1 S: 5 H: 0 LOB: 0 BB: 0 P: 5	R: 0 E: 0 K: 1 S: 4 H: 0 LOB: 0 BB: 1 P: 8	R: 0 E: 0 K: 1 S: 5 H: 0 LOB: 0 BB: 0 P: 5	R: 1 E: 0 K: 0 S: 4 H: 1 LOB: 0 BB: 0 P: 4	R: 0 E: 0 K: 0 S: 5 H: 2 LOB: 3 BB: 1 P: 9	1B: 5 2B: 0 3B: 0 HR: 2	SF: 0 SAC: 1 DP: 1 HBP: 0		WP: 0 PB: 0 SB: 0 CS: 1		PA: 39		

PITCHER		IP	WLS	BF	H	R	ER	SO	BB	IBB	HBP	BLK	WP	HR	S	P	ERA	WHIP
Dennis Martinez, R ERA: 2.64	(1, 1)	6.0		23	4	2	2	2	1	1	0	0	0	1	25	33	3.00	0.833
Bill Sampen, R ERA: 1.78	(7, 1)	2.0		6	0	0	0	2	1	0	0	0	0	0	9	13	0.00	0.500
Dave Schmidt, R ERA: 3.38	(9, 1)	1.1	W	7	3	1	1	0	0	0	0	0	0	1	7	7	6.75	2.250
Drew Hall, L ERA: 3.23	(10, 1)	0.2	S	3	0	0	0	0	0	1	0	0	0	0	2	6	0.00	0.000

PITCHER	IP	WLS	BF	H	R	ER	SO	BB	IBB	HBP	BLK	WP	HR	S	P	ERA	WHIP

BOTTOM

Montreal Expos @ Philadelphia Phillies

Veterans Stadium, Philadelphia, PA

Wed Jun 13 1990, 7:05 PM EDT

Att. 18,655 - Unknown

livebaseballscorecards.com

AB	34
R	3
H	7
RBI	3
BB	4
SO	4
LOB	12

Montreal Expos @ St. Louis Cardinals

Busch Stadium, St. Louis, MO

Thu Jun 14 1990, 7:05 PM CDT

Att. 33,575 - Unknown - 80 F

TOP

livebaseballscorecards.com

Batter	1	2	3	4	5	6	7	8	9	AB	R	H	RBI	BB	SO	LOB
Delino DeShields, L (1, 4) OBP: 0.392, SLG: 0.421	4-3	3-1			CS 1B		K		BB BB 1B	4	0	1	0	0	1	2
Mike Fitzgerald, R (9, PH) OBP: 0.363, SLG: 0.447							1-2		1-2 2-H	1	0	1	1	0	0	0
Dave Martinez, L (1, 8) OBP: 0.350, SLG: 0.459	1B 1B 1B		E S FC4-2 1B		2B 1-2		F7		BB 1-2 2-3 BB	4	1	3	0	1	0	1
Tim Raines, S (1, 7) OBP: 0.389, SLG: 0.354	1B 1-2 1B		6-3 1-3		K			4-3	1-2 2-3 3-H BB	4	0	1	1	1	1	2
Mike Aldrete, L (1, 3) OBP: 0.435, SLG: 0.269	K		FC4-2 3-H			0-3 K		4-3	L7	5	0	0	0	0	2	6
Dave Schmidt, R (9, 1)										0	0	0	0	0	0	0
Tim Wallach, R (1, 5) OBP: 0.376, SLG: 0.571	1-3 2-H 1B		F8			4-2 BB		0-0 CS 1B		3	0	2	1	1	0	1
Otis Nixon, S (8, PR) OBP: 0.328, SLG: 0.234										0	0	0	0	0	0	0
Junior Noboa, R (8, 5) OBP: 0.269, SLG: 0.317										0	0	0	0	0	0	0
Larry Walker, L (1, 9) OBP: 0.333, SLG: 0.424	G3			1-3		F5		CS 1-2	BB 1B	4	1	1	0	0	0	3
Nelson Santovenia, R (1, 2) OBP: 0.235, SLG: 0.269		L4		6-3		P8			L8	3	0	0	0	0	0	1
Tom Foley, L (9, PH) OBP: 0.226, SLG: 0.207										1	0	0	0	0	0	1
Spike Owen, S (1, 6) OBP: 0.371, SLG: 0.390		3-1		L6			4-3		WP 1B 1-2 BB BB	3	1	0	0	1	0	0
Mark Gardner, R (1, 1) OBP: 0.143, SLG: 0.190		E9 1B			K		S BB		K	2	0	1	0	0	1	0
Wallace Johnson, S (7, PH) OBP: 0.333, SLG: 0.333										0	0	0	0	1	0	0
Bill Sampen, R (7, 1)										0	0	0	0	0	0	0
Andres Galarraga, R (9, PH) OBP: 0.316, SLG: 0.397										1	0	0	0	0	1	2
Inning Stats	R: 1 E: 0 K: 1 S: 12 H: 3 LOB: 2 BB: 0 P: 16	R: 0 E: 1 K: 0 S: 10 H: 1 LOB: 1 BB: 0 P: 15	R: 0 E: 0 K: 0 S: 6 H: 1 LOB: 1 BB: 0 P: 8	R: 0 E: 0 K: 0 S: 5 H: 0 LOB: 0 BB: 0 P: 8	R: 0 E: 0 K: 2 S: 16 H: 2 LOB: 1 BB: 0 P: 24	R: 0 E: 0 K: 1 S: 9 H: 0 LOB: 1 BB: 1 P: 14	R: 0 E: 0 K: 1 S: 8 H: 0 LOB: 1 BB: 1 P: 14	R: 0 E: 0 K: 0 S: 7 H: 1 LOB: 1 BB: 0 P: 12	R: 2 E: 0 K: 1 S: 22 H: 2 LOB: 3 BB: 3 P: 39	1B: 9 2B: 1 3B: 0 HR: 0 SF: 0 SAC: 0 DP: 0 HBP: 0						

AB	35	
R	3	
H	10	
RBI	3	
BB	5	
SO	6	
LOB	19	

WP: 1 PB: 0 SB: 2 CS: 2 PA: 41

PITCHER		IP	WLS	BF	H	R	ER	SO	BB	IBB	HBP	BLK	WP	HR	S	P	ERA	WHIP
Bryn Smith, R ERA: 3.9	(1, 1)	8.0		32	8	1	1	5	2	0	0	0	0	0	73	111	1.12	1.250
Tom Niedenfuer, R ERA: 2.83	(9, 1)	0.2	L	4	1	2	2	1	1	0	0	0	0	0	12	19	27.00	3.000
Ken Dayley, L ERA: 2.86	(9, 1)	0.1		4	1	0	0	0	2	0	0	0	1	0	10	20	0.00	9.000

PITCHER	IP	WLS	BF	H	R	ER	SO	BB	IBB	HBP	BLK	WP	HR	S	P	ERA	WHIP

Batter	1	2	3	4	5	6	7	8	9	AB	R	H	RBI	BB	SO	LOB
Vince Coleman, S (1, 7) OBP: 0.354, SLG: 0.418	B B C F F B X 3-2 BLK 1B		X 0-0 ① 1-3		C B F F B X 2-2 ① FC1-6 6-3 1-2f 2-3		C B B C X 2-2 ③ 6-3		B F B C X 2-2 ③ F5	5	0	1	0	0	0	4
Ozzie Smith, S (1, 6) OBP: 0.332, SLG: 0.285	B B C B X 3-1 ① F6 1-2		B F L X 1-2 CS 1B		P 1 SAFE X 1-0 ② 6-3 1-2 3-H			F B B X 2-1 ① 1-3		4	0	1	1	0	0	2
Willie McGee, S (1, 8) OBP: 0.358, SLG: 0.391	C B B B X 3-1 ② F7		B B C 1 SAFE 1 SAFE B B 4-1 ② 1-2 BB		C B C S 1-3 ③ K			S F B F F B F F X 2-2 ② F7		3	0	0	0	1	1	2
Pedro Guerrero, R (1, 3) OBP: 0.351, SLG: 0.472 Dave Collins, S (8, PR) OBP: 0.281, SLG: 0.115 (9, 3)	F B S B X 2-2 ③ 5-3		B B X 2-0 ③ P9			X 0-0 ① L7		B B F X 2-1 2B		4 0	0 0	1 0	0 0	0 0	0 0	2 0
Terry Pendleton, S (1, 5) OBP: 0.299, SLG: 0.366		C X 0-1 ① 4-3		C X 0-1 ① 4-3		X 0-0 G1-6-3 1B		I I I I 4-0 IBB		3	0	1	0	1	0	0
Milt Thompson, L (1, 9) OBP: 0.291, SLG: 0.340 Ken Dayley, L (9, 1)		B B B B 4-0 1B SF7 BB		X 0-0 ② 3-1		B X 1-0 ② ③ G1-6-3 1-2f		B X 1-0 ③ 4-3		3 0	1 0	0 0	0 0	1 0	0 0	3 0
Todd Zeile, R (1, 2) OBP: 0.318, SLG: 0.387		B 1 SAFE 1 SAFE F C P B B X 3-2 1-3 1B		B C B B X 3-1 ③ F8			C S S 0-3 ① K		B B X 2-0 ① 6-3	4	0	1	0	0	1	0
José Oquendo, S (1, 4) OBP: 0.338, SLG: 0.267		B F X 1-1 ② SF7 3-H			C C B B B F F B 4-2 FC1-6 1B 6-3 BB		B F F X 1-2 SH1-4 1B		B B C X 2-1 2B	2	1	2	1	1	0	0
Bryn Smith, R (1, 1) OBP: 0.261, SLG: 0.261 Tom Niedenfuer, R (9, 1) Rex Hudler, R (9, 9) OBP: 0.234, SLG: 0.289 Denny Walling, L (9, PH) OBP: 0.263, SLG: 0.264		C B X 1-1 ③ F9			B X 1-0 FC1-6 1-2 1B		C L B X 1-2 ② SH1-4 1-2		S F S 0-3 ② K	2 0 0 1	0 0 0 0	1 0 0 1	0 0 0 0	0 0 0 1	0 0 0 1	1 0 0 1
Inning Stats	R: 0 H: 1 E: 0 LOB: 1 K: 0 BB: 0 S: 11 P: 22	R: 1 H: 1 E: 0 LOB: 1 K: 0 BB: 1 S: 10 P: 18	R: 0 H: 1 E: 0 LOB: 1 K: 0 BB: 1 S: 6 P: 13	R: 0 H: 0 E: 0 LOB: 0 K: 0 BB: 0 S: 5 P: 8	R: 1 H: 1 E: 0 LOB: 1 K: 1 BB: 1 S: 14 P: 22	R: 0 H: 1 E: 0 LOB: 0 K: 0 BB: 0 S: 3 P: 4	R: 0 H: 1 E: 0 LOB: 1 K: 1 BB: 0 S: 12 P: 16	R: 0 H: 1 E: 0 LOB: 2 K: 0 BB: 1 S: 12 P: 23	R: 0 H: 1 E: 0 LOB: 1 K: 1 BB: 0 S: 9 P: 15	1B: 6 2B: 2 3B: 0 HR: 0	SF: 1 SAC: 1 DP: 1 HBP: 0				WP: 0 PB: 0 SB: 0 CS: 1	PA: 37	

PITCHER		IP	WLS	BF	H	R	ER	SO	BB	IBB	HBP	BLK	WP	HR	S	P	ERA	WHIP
Mark Gardner, R ERA: 2.28	(1, 1)	6.0		24	5	2	2	1	3	0	0	1	0	0	49	87	3.00	1.333
Bill Sampen, R ERA: 1.69	(7, 1)	2.0	W	9	2	0	0	1	0	1	0	0	0	0	24	39	0.00	1.000
Dave Schmidt, R ERA: 3.25	(9, 1)	1.0	S	4	1	0	0	1	0	0	0	0	0	0	9	15	0.00	1.000

PITCHER	IP	WLS	BF	H	R	ER	SO	BB	IBB	HBP	BLK	WP	HR	S	P	ERA	WHIP

BOTTOM

Montreal Expos @ St. Louis Cardinals

Busch Stadium, St. Louis, MO

Thu Jun 14 1990, 7:05 PM CDT
Att. 33,575 - Unknown - 80 F

livebaseballscorecards.com

AB	31
R	2
H	8
RBI	2
BB	4
SO	3
LOB	15

Batter	1	2	3	4	5	6	7	8	9	AB	R	H	RBI	BB	SO	LOB
Delino DeShields, L (1, 4) OBP: 0.398, SLG: 0.424 Otis Nixon, S (8, PR) OBP: 0.322, SLG: 0.229 (8, 8)	X 0-0 CS 1B		C C X 0-2 ② FC1-6-5 S 2-H			B C F B X 2-2 CS 1B		B H 2-0 HBP	C F X 0-2 ① G4-3	3 1	0 0	2 0	0 0	0 0	0 0	1 1
Spike Owen, S (1, 6) OBP: 0.367, SLG: 0.390	B B 1 SAFE C X 2-1 ①② G6-3 1-2		1 SAFE 1 SAFE 1 SAFE 1 SAFE C 1 SAFE B C B 2-2 ③ X F9 1-2			C 1 SAFE 1 SAFE 1 SAFE B B 1 SAFE F F 2-2 ① X G6-3 1-2 1B 2B		1 SAFE 1 SAFE B C 1 SAFE 1 SAFE B 1 SAFE X 2-1 ② L8	C F B B S 2-3 ② K	5	1	1	0	0	1	4
Tim Raines, S (1, 7) OBP: 0.389, SLG: 0.360	B F X 1-1 1B			M B B X 2-1 ① G5-3		X 0-0 ② G6-3 2-3		C 1 SAFE 1 SAFE X 0-1 ③ G4-3	X 0-0 2B	5	0	2	0	0	0	2
Andres Galarraga, R (1, 3) OBP: 0.318, SLG: 0.397	B X 1-0 ③ F8			B X 1-0 ② L9		B X 1-0 FC6-4 3-H 1B			1B F9	5	1	2	1	0	0	3
Tim Wallach, R (1, 5) OBP: 0.378, SLG: 0.570 Larry Walker, L (9, PR) OBP: 0.333, SLG: 0.424 Tom Foley, L (9, 4) OBP: 0.226, SLG: 0.207		B B X 2-0 G5-4-3 1B		C B F F X 1-2 ③ F9		F C X 0-2 ③ FC6-4 1-2f			F S B F X 1-2 2B 3B 1B	4 0 0	0 1 0	2 0 0	0 0 0	0 0 0	0 0 0	1 0 0
Mike Fitzgerald, R (1, 2) OBP: 0.360, SLG: 0.449		X 0-0 ① F9			B X 1-0 ① G5-3		C X 0-1 ① G6-3		B C X 1-1 1-3 2-H 3B 2B	4	1	1	1	0	0	1
Junior Noboa, R (1, 9) OBP: 0.268, SLG: 0.303 (8, 4) (9, 5)		C F X 0-2 ②③ G5-4-3 1-2f			B F X 1-1 ② G4-3		X 0-0 ② L8		I I I 4-0 3B IBB	3	1	0	0	1	0	1
Dave Martinez, L (1, 8) OBP: 0.363, SLG: 0.487 (8, 9)			C C B B X 2-2 SH1-4 FC1-6-5 1B		C B B X 2-1 1B		B X 1-0 ③ L7		C B X 1-1 1-H 2-H 3-H HR 3B	4	1	3	3	0	0	0
Oil Can Boyd, R (1, 1) OBP: 0.080, SLG: 0.080 Wallace Johnson, S (8, PH) OBP: 0.324, SLG: 0.323 Steve Frey, R (8, 1) Nelson Santovenia, R (9, PH) OBP: 0.241, SLG: 0.305 Drew Hall, L (9, 1) Dave Schmidt, R (9, 1)			X 0-0 ① SH1-4 1-2		X 0-0 ③ G4-3			X 0-0 ① G4-3	B B F X 2-1 3-H HR	1 1 0 1 0 0	0 0 0 1 0 0	0 0 0 2 0 0	0 0 0 0 0 0	0 0 0 0 0 0	0 0 0 0 0 0	1 0 0 0 0 0
Inning Stats	R: 0 E: 0 K: 0 S: 6 H: 2 LOB: 1 BB: 0 P: 10	R: 0 E: 0 K: 0 S: 5 H: 1 LOB: 0 BB: 0 P: 7	R: 0 E: 0 K: 0 S: 10 H: 1 LOB: 0 BB: 0 P: 14	R: 0 E: 0 K: 0 S: 7 H: 0 LOB: 0 BB: 0 P: 11	R: 0 E: 0 K: 0 S: 6 H: 1 LOB: 1 BB: 0 P: 10	R: 1 E: 0 K: 0 S: 12 H: 3 LOB: 1 BB: 0 P: 17	R: 0 E: 0 K: 0 S: 4 H: 0 LOB: 0 BB: 0 P: 5	R: 0 E: 0 K: 0 S: 5 H: 0 LOB: 1 BB: 0 P: 9	R: 6 E: 0 K: 1 S: 21 H: 6 LOB: 2 BB: 1 P: 33	1B: 9 2B: 3 3B: 1 HR: 1 SF: 0 SAC: 1 DP: 1 HBP: 1						

PITCHER		IP	WLS	BF	H	R	ER	SO	BB	IBB	HBP	BLK	WP	HR	S	P	ERA	WHIP
Joe Magrane, L ERA: 4.37	(1, 1)	8.0	L	35	12	7	7	0	0	1	1	0	0	0	64	100	7.88	1.500
Scott Terry, R ERA: 7.96	(9, 1)	1.0		5	2	0	0	1	0	0	0	0	0	1	12	16	0.00	2.000

PITCHER	IP	WLS	BF	H	R	ER	SO	BB	IBB	HBP	BLK	WP	HR	S	P	ERA	WHIP

TOP

Montreal Expos @ St. Louis Cardinals

Busch Stadium, St. Louis, MO

Fri Jun 15 1990, 7:05 PM CDT

Att. 34,377 - Unknown

livebaseballscorecards.com

AB	37
R	7
H	14
RBI	7
BB	1
SO	1
LOB	15

PA: 40

WP: 0
PB: 0
SB: 1
CS: 2

Montreal Expos @ St. Louis Cardinals

Busch Stadium, St. Louis, MO

Fri Jun 15 1990, 7:05 PM CDT

Att. 34,377 - Unknown

BOTTOM

Batter	1	2	3	4	5	6	7	8	9	AB	R	H	RBI	BB	SO	LOB
Vince Coleman, S (1, 7) OBP: 0.349, SLG: 0.411	S C B B X 2-2 P6 ①		X 0-0 B1-3 ①		F C X 0-2 G3 ③			C M F X 0-2 L7 ①		4	0	0	0	0	0	2
Ozzie Smith, S (1, 6) OBP: 0.326, SLG: 0.279	C B S B X 2-2 G3-1 ②		C B X 1-1 G1-3 ②			B X 1-0 G3 ①		B B X 2-0 G5-4-3 ② ③ 1-2f		4	0	0	0	0	0	1
Willie McGee, S (1, 8) OBP: 0.357, SLG: 0.386	C B X 1-1 G6-3 ③		X 0-0 G4-3 ③			F B B F F X 2-2 G1-3 ②			B B B B 4-0 BB 1B BB	3	1	0	0	1	0	0
Pedro Guerrero, R (1, 3) OBP: 0.349, SLG: 0.468		F B F B X 2-2 1B HR 1B		F X 0-1 F8 ①		B X 1-0 P8 ③			B C F B S 2-3 K ①	4	1	1	0	0	1	1
Terry Pendleton, S (1, 5) OBP: 0.298, SLG: 0.360		C F B X 1-2 L4 ①		C F S 0-3 K ②			S X 0-1 G4-3 ①		B B B B 4-0 1B 1B 1-2 BB	3	0	0	0	1	1	1
Milt Thompson, L (1, 9) OBP: 0.290, SLG: 0.337		B B F X 2-1 1-2 HR 1B		B C X 1-1 G6-3 ③			X 0-0 G1-3 ②		B B C B C F F C 3-3 K ②	4	1	1	0	0	1	2
Todd Zeile, R (1, 2) OBP: 0.326, SLG: 0.407		B S C X 1-2 1-H 2-H HR			L B C C 1-3 K ①		B B B B 4-0 BB		C F F X 0-2 1B 1-2 2-H 1B	3	1	2	4	1	1	0
José Oquendo, S (1, 4) OBP: 0.341, SLG: 0.272		B B C S X 2-2 F8 ②			S X 0-1 SH1-4 1B		S X 0-1 F8 ③		C S B X 1-2 1-2 2-3 1B	4	0	2	0	0	0	1
Joe Magrane, R (1, 1) OBP: 0.269, SLG: 0.217 Scott Terry, R (9, 1) OBP: 0.333, SLG: 0.333 Denny Walling, L (9, PH) OBP: 0.260, SLG: 0.260		C S B F S 1-3 K ③			1 SAFE 1 SAFE B B B X 2-0 SH1-4 ② 1-2			X 0-0 G5-4-3 1B X	0-0 P8 ③	2 0 1	0 0 0	1 0 0	0 0 0	0 0 0	1 0 0	0 0 3
Inning Stats	R: 0 H: 0 E: 0 LOB: 0 K: 0 BB: 0 S: 8 P: 13	R: 3 H: 3 E: 0 LOB: 0 K: 1 BB: 0 S: 18 P: 27	R: 0 H: 0 E: 0 LOB: 0 K: 0 BB: 0 S: 4 P: 5	R: 0 H: 0 E: 0 LOB: 0 K: 1 BB: 0 S: 7 P: 8	R: 0 H: 1 E: 0 LOB: 1 K: 1 BB: 0 S: 9 P: 12	R: 0 H: 0 E: 0 LOB: 0 K: 0 BB: 0 S: 6 P: 10	R: 0 H: 0 E: 0 LOB: 1 K: 0 BB: 1 S: 5 P: 9	R: 0 H: 1 E: 0 LOB: 0 K: 0 BB: 0 S: 6 P: 8	R: 1 H: 2 E: 0 LOB: 3 K: 2 BB: 2 S: 16 P: 30	1B: 6 SF: 0 2B: 0 SAC: 1 3B: 0 DP: 1 HR: 1 HBP: 0						

livebaseballscorecards.com

	AB	32
	R	4
	H	7
	RBI	4
	BB	3
	SO	5
	LOB	11

WP: 0 PA: 36
PB: 0
SB: 0
CS: 0

PITCHER		IP	WLS	BF	H	R	ER	SO	BB	IBB	HBP	BLK	WP	HR	S	P	ERA	WHIP
Oil Can Boyd, R ERA: 3.52	(1, 1)	7.0		26	4	3	3	3	1	0	0	0	0	1	57	84	3.86	0.714
Steve Frey, L ERA: 4.76	(8, 1)	1.0	W	3	1	0	0	0	0	0	0	0	0	0	6	8	0.00	1.000
Drew Hall, L ERA: 3.4	(9, 1)	0.2		4	0	1	1	2	2	0	0	0	0	0	8	21	13.50	3.000
Dave Schmidt, R ERA: 3.21	(9, 1)	0.1	S	3	2	0	0	0	0	0	0	0	0	0	8	9	0.00	6.000

PITCHER	IP	WLS	BF	H	R	ER	SO	BB	IBB	HBP	BLK	WP	HR	S	P	ERA	WHIP

Batter	1	2	3	4	5	6	7	8	9	AB	R	H	RBI	BB	SO	LOB
Dave Martinez, L (1, 8) OBP: 0.359, SLG: 0.504	C B B C S 2-3 ① K		B B C B X 3-1 ② G3 2-3		C X 0-1 2-H HR			B B F L X 2-2 ① F6		4	1	1	2	0	1	1
Spike Owen, S (1, 6) OBP: 0.365, SLG: 0.387	C C X 0-2 ② 6-3		B X 1-0 ③ F8		B X 1-0 ③ F8			S B X 1-1 6-3 1B		4	0	1	0	0	0	1
Tim Raines, S (1, 7) OBP: 0.387, SLG: 0.363	C T F X 0-2 2B			C X 0-1 ① 4-3		B X 1-0 ① 4-3		X 0-0 ② 6-3 1-2		4	0	1	0	0	0	1
Andres Galarraga, R (1, 3) OBP: 0.313, SLG: 0.390	X 0-0 ③ 5-3			B X 1-0 ② L4		S S F B X 1-2 ② F8		C F B S 1-3 ③ K		4	0	0	0	0	1	2
Tim Wallach, R (1, 5) OBP: 0.373, SLG: 0.560		X 0-0 ① F9		C S X 0-2 ③ 5-3		B S F B X 2-2 ③ F7			C B S B X 2-2 ① F7	4	0	0	0	0	0	0
Larry Walker, L (1, 9) OBP: 0.331, SLG: 0.415		X 0-0 ② 3-1			X 0-0 ① 4-3		X 0-0 ① F7		F C B B B B 4-2 BB	3	0	0	0	1	0	0
Mike Fitzgerald, R (1, 2) OBP: 0.357, SLG: 0.459		C C B F C 1-3 ③ K			C F B F F X 1-2 1B 3B		B S C X 1-2 ② 5-3		B F C S 1-3 ② K	4	1	1	0	0	2	1
Tom Foley, L (1, 4) OBP: 0.257, SLG: 0.242			C C B F X 1-2 ① F8		X 0-0 SH1-4 HR 3-H 1B		F B X 1-1 FC6-4 1B		C X 0-1 ③ 4-3	4	1	2	1	0	0	1
Kevin Gross, R (1, 1) OBP: 0.212, SLG: 0.406			B C X 1-1 G3 2B		1 SAFE L C X 0-2 ② SH1-4 1-2		C B X 1-1 ③ FC6-4 1-2f			1	0	1	0	0	0	0
Wallace Johnson, S (7, PH) OBP: 0.316, SLG: 0.313										1	0	0	0	0	0	1
Drew Hall, L (7, 1)										0	0	0	0	0	0	0
Dale Mohorcic, R (7, 1)										0	0	0	0	0	0	0
Inning Stats	R: 0 E: 0 K: 1 S: 11 H: 1 LOB: 1 BB: 0 P: 13	R: 0 E: 0 K: 1 S: 6 H: 0 LOB: 0 BB: 0 P: 7	R: 0 E: 0 K: 0 S: 9 H: 1 LOB: 1 BB: 0 P: 15	R: 0 E: 0 K: 0 S: 6 H: 0 LOB: 0 BB: 0 P: 7	R: 3 E: 0 K: 0 S: 13 H: 3 LOB: 0 BB: 0 P: 15	R: 0 E: 0 K: 0 S: 8 H: 0 LOB: 0 BB: 0 P: 12	R: 0 E: 0 K: 0 S: 8 H: 1 LOB: 1 BB: 0 P: 11	R: 0 E: 0 K: 1 S: 9 H: 1 LOB: 1 BB: 0 P: 13	R: 0 E: 0 K: 1 S: 10 H: 0 LOB: 1 BB: 1 P: 17	1B: 3 2B: 2 3B: 1 HR: 1 SF: 0 SAC: 1 DP: 0 HBP: 0						

PITCHER		IP	WLS	BF	H	R	ER	SO	BB	IBB	HBP	BLK	WP	HR	S	P	ERA	WHIP
Bob Tewksbury, R ERA: 5.06	(1, 1)	7.0	W	27	6	3	3	2	0	0	0	0	0	1	61	80	3.86	0.857
Ricky Horton, L ERA: 4.88	(8, 1)	0.2		3	1	0	0	0	0	0	0	0	0	0	6	9	0.00	1.500
Tom Niedenfuer, R ERA: 2.7	(8, 1)	1.1	S	5	0	0	0	2	1	0	0	0	0	0	13	21	0.00	0.750

PITCHER	IP	WLS	BF	H	R	ER	SO	BB	IBB	HBP	BLK	WP	HR	S	P	ERA	WHIP

TOP

Montreal Expos @ St. Louis Cardinals

Busch Stadium, St. Louis, MO

Sat Jun 16 1990, 7:05 PM CDT
Att. 43,553 - Unknown - 93 F

livebaseballscorecards.com

AB	33
R	3
H	7
RBI	3
BB	1
SO	4
LOB	8

WP	0
PB	0
SB	0
CS	0
PA	35

Batter	1	2	3	4	5	6	7	8	9	AB	R	H	RBI	BB	SO	LOB
Vince Coleman, S (1, 7) OBP: 0.349, SLG: 0.407	B F B B B 4-1 CS BB		C B F F C 1-3 ③ K		S B B S 2-3 ① K		X 0-0 ① SH2-4 1-2			2	0	0	0	1	2	2
Ozzie Smith, S (1, 6) OBP: 0.329, SLG: 0.280	1 SAFE 1 SAFE 1 SAFE B 1 C B X 2-1 ① ② G3 1-2			F X 0-1 1B 1B	X 0-0 ② 6-3 1-2 3-H		B B B C B 4-1 1B 4-3 BB			3	1	1	1	1	0	2
Willie McGee, S (1, 8) OBP: 0.363, SLG: 0.392	F B X 1-1 S 1B			C X 0-1 FC4 1-2 1B	S B F B B S 3-3 ③ K		B C B X 2-1 4-3 S 1-3 2-H 1B			4	0	3	1	0	1	1
Pedro Guerrero, R (1, 3) OBP: 0.352, SLG: 0.467	1 SAFE B S 1 SAFE B B F C 3-3 ③ K 1-2			B S F F F S 1-3 ① K		B S F B X 2-2 BB 1B 1B	1 SAFE 1 SAFE B 1 B B I 4-0 4-3 1-2 IBB			3	1	1	0	1	2	3
Terry Pendleton, S (1, 5)		B F C F X 1-2 ① 4-3		B F F B F S 2-3 ② K		B F B F F B B 4-2 L6-4 1B 1-2 BB	B X 1-0 ② 4-3 1-2 2-3 3-H			3	0	0	1	1	1	4
Milt Thompson, L (1, 9) OBP: 0.289, SLG: 0.335 Tom Niedenfuer, R (8, 1)		X 0-0 ② 6-3		B X 1-0 ③ FC4 1-2f		F B B X 2-1 1-2 2-H 1B	C B B B F C 3-3 ③ K			4 0	0 0	1 0	1 0	0 0	1 0	4 0
Todd Zeile, R (1, 2) OBP: 0.324, SLG: 0.409		B X 1-0 ③ 4-3			B X 1-0 2B 2B	B C B B S X 3-2 ① F3		B B F B X 3-1 ① 1-3		4	1	1	0	0	0	2
José Oquendo, S (1, 4) OBP: 0.339, SLG: 0.277			X 0-0 ① F7		X 0-0 SH 6-3 2-H 2B	B X 1-0 ② ③ L6-4 2-3		X 0-0 ② L8		4	1	1	1	0	0	2
Bob Tewksbury, R (1, 1) Craig Wilson, R (7, PH) OBP: 0.400, SLG: 0.400 Ricky Horton, L (8, 1) Rex Hudler, R (8, 9) OBP: 0.229, SLG: 0.283			F C C 0-3 ② K		X 0-0 SH 6-3 2-3		M X 0-1 SH2-4 1B 1B	B B X 2-0 ③ F7		1 1 0 1	0 1 0 0	0 1 0 0	0 0 0 0	0 0 0 0	1 0 0 0	0 0 0 0
Inning Stats	R: 0 H: 1 E: 0 LOB: 1 K: 1 BB: 1 S: 8 P: 18	R: 0 H: 0 E: 0 LOB: 0 K: 0 BB: 0 S: 6 P: 8	R: 0 H: 0 E: 0 LOB: 0 K: 2 BB: 0 S: 8 P: 9	R: 0 H: 2 E: 0 LOB: 2 K: 2 BB: 0 S: 14 P: 18	R: 2 H: 2 E: 1 LOB: 1 K: 2 BB: 0 S: 10 P: 16	R: 1 H: 2 E: 0 LOB: 1 K: 0 BB: 1 S: 12 P: 24	R: 2 H: 2 E: 0 LOB: 2 K: 1 BB: 2 S: 10 P: 24	R: 0 H: 0 E: 0 LOB: 0 K: 0 BB: 0 S: 4 P: 9		1B: 7 SF: 0 2B: 3 SAC: 2 3B: 0 DP: 1 HR: 0 HBP: 0						

PITCHER		IP	WLS	BF	H	R	ER	SO	BB	IBB	HBP	BLK	WP	HR	S	P	ERA	WHIP
Kevin Gross, R ERA: 3.38	(1, 1)	6.0		26	7	3	2	7	2	0	0	0	0	0	58	93	3.00	1.500
Drew Hall, L ERA: 3.83	(7, 1)	0.1	L	4	2	2	2	0	1	0	0	0	0	0	6	12	54.00	9.000
Dale Mohorcic, R ERA: 3.18	(7, 1)	1.2		6	0	0	0	1	0	1	0	0	0	0	8	21	0.00	0.000

PITCHER	IP	WLS	BF	H	R	ER	SO	BB	IBB	HBP	BLK	WP	HR	S	P	ERA	WHIP

BOTTOM

Montreal Expos @ St. Louis Cardinals

Busch Stadium, St. Louis, MO

Sat Jun 16 1990, 7:05 PM CDT
Att. 43,553 - Unknown - 93 F

livebaseballscorecards.com

AB	30
R	5
H	9
RBI	5
BB	4
SO	8
LOB	20

WP: 0 PA: 36
PB: 0
SB: 2
CS: 1

Batter	1	2	3	4	5	6	7	8	9	AB	R	H	RBI	BB	SO	LOB
Dave Martinez, L (1, 8) OBP: 0.364, SLG: 0.496	P6		BB			F8		FC5 BB		2	0	0	0	2	0	0
Spike Owen, S (1, 6) OBP: 0.368, SLG: 0.402	HR		G4-3			BB		F7		3	1	1	1	1	0	3
Tim Raines, S (1, 7) OBP: 0.385, SLG: 0.357	CS BB			G3		F8		FC5 1-2 2-3		3	0	0	0	1	0	3
Andres Galarraga, R (1, 3) OBP: 0.308, SLG: 0.383	P2			K		K			K	4	0	0	0	0	3	2
Larry Walker, L (1, 9) OBP: 0.331, SLG: 0.409	CS 1-2	G3		CS BB			G4-3		F9	2	0	0	0	1	0	0
Otis Nixon, S (9, PH) OBP: 0.317, SLG: 0.224										1	0	0	0	0	0	0
Jerry Goff, L (1, 5) OBP: 0.273, SLG: 0.158		K		CS 1-2	K		G4-3		G5-3	3	0	0	0	0	2	0
Junior Noboa, R (9, PH) OBP: 0.264, SLG: 0.299										1	0	0	0	0	0	0
Nelson Santovenia, R (1, 2) OBP: 0.244, SLG: 0.306		K			1B		K			3	0	1	0	0	2	0
Tom Foley, L (1, 4) OBP: 0.263, SLG: 0.229			F7		F8			FC5 G3-1 BB		2	0	0	0	1	0	1
Zane Smith, L (1, 1) OBP: 0.227, SLG: 0.364			G4-3		K			G3-1 1-2		1	0	0	0	0	0	0
Mike Aldrete, L (5, PH) OBP: 0.429, SLG: 0.264										1	0	0	0	0	1	1
John Costello, R (5, 1)										0	0	0	0	0	0	0
Wallace Johnson, S (8, PH) OBP: 0.308, SLG: 0.303										1	0	0	0	0	0	1
Dale Mohorcic, R (8, 1)										0	0	0	0	0	0	0
Inning Stats	R: 1 E: 0 K: 0 S: 3 H: 1 LOB: 0 BB: 1 P: 7	R: 0 E: 0 K: 2 S: 7 H: 0 LOB: 0 BB: 0 P: 7	R: 0 E: 0 K: 0 S: 3 H: 0 LOB: 1 BB: 1 P: 7	R: 0 E: 0 K: 1 S: 4 H: 0 LOB: 0 BB: 1 P: 8	R: 0 E: 0 K: 2 S: 8 H: 1 LOB: 1 BB: 0 P: 8	R: 0 E: 0 K: 1 S: 5 H: 0 LOB: 1 BB: 1 P: 9	R: 0 E: 0 K: 1 S: 5 H: 0 LOB: 0 BB: 0 P: 5	R: 0 E: 0 K: 0 S: 3 H: 0 LOB: 2 BB: 2 P: 11	R: 0 E: 0 K: 1 S: 5 H: 0 LOB: 0 BB: 0 P: 5	1B: 1 2B: 0 3B: 0 HR: 1	SF: 0 SAC: 0 DP: 0 HBP: 0			WP: 0 PB: 0 SB: 0 CS: 2	PA: 35	

PITCHER		IP	WLS	BF	H	R	ER	SO	BB	IBB	HBP	BLK	WP	HR	S	P	ERA	WHIP
Jose DeLeon, R ERA: 3.79	(1, 1)	7.1	W	28	2	1	1	7	6	0	0	0	0	1	36	60	1.23	1.091
Frank DiPino, L ERA: 5.28	(8, 1)	1.2		5	0	0	0	1	0	0	0	0	0	0	7	7	0.00	0.000

PITCHER	IP	WLS	BF	H	R	ER	SO	BB	IBB	HBP	BLK	WP	HR	S	P	ERA	WHIP

TOP

Montreal Expos @ St. Louis Cardinals

Busch Stadium, St. Louis, MO

Sun Jun 17 1990, 3:33 AM CDT

Att. 34,810 - Sunny - 93 F

livebaseballscorecards.com

AB	27
R	1
H	2
RBI	1
BB	6
SO	8
LOB	11

Batter	1	2	3	4	5	6	7	8	9	AB	R	H	RBI	BB	SO	LOB
Vince Coleman, S (1, 7) OBP: 0.347, SLG: 0.409	S S S 0-3 ① K		x 0-0 ① F7	x 0-0 ③ 2-H 3-H 2B			x 0-0 ② F8			4	0	1	2	0	1	0
Ozzie Smith, S (1, 6) OBP: 0.324, SLG: 0.275	x 0-0 ② G5-3		x 0-0 ② G5-3		x 0-0 E3 F7 SF8		x 0-0 ③ P2			4	1	0	0	0	0	0
Willie McGee, S (1, 8) OBP: 0.365, SLG: 0.394	x 0-0 S 1B		x 0-0 ③ G4-3		x 0-0 ① F7 2-3			x 0-0 S 1B 1B		4	1	2	0	0	0	1
Pedro Guerrero, R (1, 3) OBP: 0.354, SLG: 0.474 Dave Collins, S (8, PR) (9, 3) OBP: 0.281, SLG: 0.115	x 0-0 ③ G4-3 1-2			x 0-0 2B 2B	x 0-0 ② SF8 3-H			x 0-0 FC5-4 1-H 1B		3 0	1 0	2 0	2 0	0 0	0 0	1 0
Terry Pendleton, S (1, 5) OBP: 0.300, SLG: 0.378		x 0-0 HR		x 0-0 1B E 2-H 2B	x 0-0 ③ F8			S S S 0-3 ① K		4	2	2	2	0	1	1
José Oquendo, S (1, 4) OBP: 0.338, SLG: 0.276		x 0-0 ① G6-3		x 0-0 E BB G3-2-3 2-3 1B		x 0-0 ① F8		x 0-0 ② FC5-4 1-2		4	0	1	0	0	0	1
Rex Hudler, R (1, 9) OBP: 0.231, SLG: 0.265		x 0-0 ② G6-3		B B B 4-0 1-2 BB		x 0-0 ② F8		x 0-0 ③ F8		3	0	0	0	1	0	1
Tom Pagnozzi, R (1, 2) OBP: 0.229, SLG: 0.277		B B B B 4-0 BB		x 0-0 E4 G3-2-3 2B 1-2 2-3 3-H		x 0-0 ③ G6-3				2	1	0	1	1	0	2
Jose DeLeon, R (1, 1) OBP: 0.154, SLG: 0.231 Frank DiPino, L (8, 1)		x 0-0 ③ G3		x 0-0 ① ② G3-2-3 1-2 2-3 3-Hf			x 0-0 ① F8			3 0	0 0	0 0	0 0	0 0	0 0	4 0
Inning Stats	R: 0 E: 0 K: 1 S: 6 H: 1 LOB: 1 BB: 0 P: 6	R: 1 E: 0 K: 0 S: 4 H: 1 LOB: 1 BB: 1 P: 8	R: 0 E: 0 K: 0 S: 3 H: 0 LOB: 0 BB: 0 P: 3	R: 4 E: 1 K: 0 S: 6 H: 4 LOB: 1 BB: 1 P: 10	R: 1 E: 1 K: 0 S: 4 H: 0 LOB: 0 BB: 0 P: 4	R: 0 E: 0 K: 0 S: 3 H: 0 LOB: 0 BB: 0 P: 3	R: 0 E: 0 K: 0 S: 3 H: 0 LOB: 0 BB: 0 P: 3	R: 1 E: 0 K: 1 S: 7 H: 2 LOB: 1 BB: 0 P: 7		1B: 4 2B: 3 3B: 0 HR: 1	SF: 1 SAC: 0 DP: 1 HBP: 0						

PITCHER		IP	WLS	BF	H	R	ER	SO	BB	IBB	HBP	BLK	WP	HR	S	P	ERA	WHIP
Zane Smith, L ERA: 3.5	(1, 1)	4.0	L	19	6	5	3	1	2	0	0	0	0	1	19	27	6.75	2.000
John Costello, R ERA: 5.91	(5, 1)	3.0		10	0	1	0	0	0	0	0	0	0	0	10	10	0.00	0.000
Dale Mohorcic, R ERA: 4.05	(8, 1)	1.0		5	2	1	1	1	0	0	0	0	0	0	7	7	9.00	2.000

PITCHER	IP	WLS	BF	H	R	ER	SO	BB	IBB	HBP	BLK	WP	HR	S	P	ERA	WHIP

BOTTOM

Montreal Expos @ St. Louis Cardinals

Busch Stadium, St. Louis, MO

Sun Jun 17 1990, 3:33 AM CDT
Att. 34,810 - Sunny - 93 F

livebaseballscorecards.com

AB	31
R	6
H	8
RBI	7
BB	2
SO	2
LOB	11

1B: 4 SF: 1
2B: 3 SAC: 0
3B: 0 DP: 1
HR: 1 HBP: 0

WP: 0 PA: 34
PB: 0
SB: 2
CS: 0

Chicago Cubs @ Montreal Expos

Olympic Stadium, Montreal, QB

Mon Jun 18 1990, 7:05 PM EDT

Att. 15,898 - Dome

TOP

livebaseballscorecards.com

Batter	1	2	3	4	5	6	7	8	9	AB	R	H	RBI	BB	SO	LOB
Dwight Smith, L (1, 7) OBP: 0.341, SLG: 0.377	S B C B C 2-3 ① K		B F X 1-1 ② P8			F B C B X 2-2 ① G1-3		C S B F B X 2-2 ③ G3-1		4	0	0	0	0	1	1
23 Ryne Sandberg, R (1, 4) OBP: 0.384, SLG: 0.592	B X 1-0 ② F8		C F B B X 2-2 3-H 1B			C F B X 1-2 E9 1B			C B X 1-1 ① G6-3	4	0	2	1	0	0	0
Mark Grace, L (1, 3) OBP: 0.341, SLG: 0.358	B B B C C S 3-3 ③ K		X 0-0 ③ F8			C F F X 0-2 ② P5			F B B X 2-1 2B	4	0	1	0	0	1	2
Andre Dawson, R (1, 9) OBP: 0.387, SLG: 0.652		B S S F B B B 4-2 G4-3 S BB		C X 0-1 ① L8		B X 1-0 ③ G5-3			B F S S 1-3 ② K	3	0	0	0	1	1	2
Marvell Wynne, L (1, 8) OBP: 0.217, SLG: 0.312		C S 1 SAFE F B B B X 2-2 ① G4-3 1-3		X 0-0 ② G3			C X 0-1 ① P8		B C F C 1-3 ③ K	4	0	0	0	0	1	2
Curtis Wilkerson, S (1, 5) OBP: 0.284, SLG: 0.303		C B S B B X 3-2 ② G6-3		S B S S S 1-3 ③ K			B X 1-0 ② G5-3			3	0	0	0	0	1	1
Shawon Dunston, R (1, 6) OBP: 0.319, SLG: 0.496		X 0-0 ③ L7			B B C X 2-1 ① L1		S X 0-1 ③ G5-3			3	0	0	0	0	0	1
Joe Girardi, R (1, 2) OBP: 0.316, SLG: 0.398			B X 1-0 SH3-4 23 1B 2B		X 0-0 ② F9			X 0-0 ① G1-3		3	1	1	0	0	0	0
Mike Harkey, R (1, 1) OBP: 0.316, SLG: 0.333 Dave Clark, L (8, PH) OBP: 0.283, SLG: 0.372 Jose Antonio Nunez, R (8, 1)			L B X 1-1 ① SH3-4 2-3		C X 0-1 ③ G6-3			C X 0-1 ② G4-3		1 1 0	0 0 0	0 0 0	0 0 0	0 0 0	0 0 0	0 0 0

AB	30
R	1
H	4
RBI	1
BB	1
SO	5
LOB	9

Inning Stats	1	2	3	4	5	6	7	8	9	1B: 2	SF: 0	WP: 0	PA: 32
	R: 0 E: 0 K: 2 S: 7 H: 0 LOB: 0 BB: 0 P: 13	R: 0 E: 0 K: 0 S: 11 H: 0 LOB: 1 BB: 1 P: 20	R: 1 E: 0 K: 0 S: 9 H: 2 LOB: 1 BB: 0 P: 14	R: 0 E: 0 K: 1 S: 6 H: 0 LOB: 0 BB: 0 P: 7	R: 0 E: 0 K: 0 S: 5 H: 0 LOB: 0 BB: 0 P: 7	R: 0 E: 1 K: 0 S: 11 H: 1 LOB: 1 BB: 0 P: 15	R: 0 E: 0 K: 0 S: 5 H: 0 LOB: 0 BB: 0 P: 6	R: 0 E: 0 K: 0 S: 7 H: 0 LOB: 0 BB: 0 P: 9	R: 0 E: 0 K: 2 S: 10 H: 1 LOB: 1 BB: 0 P: 15	2B: 2 3B: 0 HR: 0	SAC: 1 DP: 0 HBP: 0	PB: 0 SB: 1 CS: 0	

PITCHER	IP	WLS	BF	H	R	ER	SO	BB	IBB	HBP	BLK	WP	HR	S	P	ERA	WHIP
Dennis Martinez, R (1, 1) ERA: 2.5	9.0	W	32	4	1	1	5	1	0	0	0	0	0	71	106	1.00	0.556

PITCHER	IP	WLS	BF	H	R	ER	SO	BB	IBB	HBP	BLK	WP	HR	S	P	ERA	WHIP

Chicago Cubs @ Montreal Expos

Olympic Stadium, Montreal, QB

Mon Jun 18 1990, 7:05 PM EDT

Att. 15,898 - Dome

BOTTOM

livebaseballscorecards.com

Batter	1	2	3	4	5	6	7	8	9	AB	R	H	RBI	BB	SO	LOB
Dave Martinez, L (1, 8) OBP: 0.368, SLG: 0.520	FC3-6 1B	FC4-2-5-2 PB 3-H		K			HR			4	1	2	1	0	1	2
Spike Owen, S (1, 6) OBP: 0.361, SLG: 0.394	FC3-6 HBP 1-2f	G1-3 2-3		G1-3			G4-3			4	0	0	0	0	0	3
Mike Aldrete, L (1, 7) OBP: 0.405, SLG: 0.246 Otis Nixon, S (9, 7) OBP: 0.317, SLG: 0.224	F9		G4-3		G6-3		F8			4 0	0 0	0 0	0 0	0 0	0 0	1 0
Andres Galarraga, R (1, 3) OBP: 0.315, SLG: 0.384	HBP 1-2		G5-3 BB		P3			1B SF8 1B		2	1	1	0	1	0	0
Tim Wallach, R (1, 5) OBP: 0.371, SLG: 0.555	F9		G5-3 1-2		G5-3			G4-3 1-3 1B		4	0	1	0	0	0	3
Larry Walker, L (1, 9) OBP: 0.329, SLG: 0.404		BB 3B BB	G3-1			K		SF8 3-H		2	1	0	1	1	1	1
Mike Fitzgerald, R (1, 2) OBP: 0.367, SLG: 0.468		1 SAFE 1 SAFE 1-2 3B BB		2B 2B		F8		G4-3 BB		2	2	1	0	2	0	0
Tom Foley, L (1, 4) OBP: 0.286, SLG: 0.333		1-H 2-H FC4-2-5-2 3B		FC6-5 2-H 2B		G4-3		1-2 2-3		4	0	2	3	0	0	2
Dennis Martinez, R (1, 1) OBP: 0.152, SLG: 0.182		K		FC6-5 2-3			F9	K		4	0	0	0	0	2	4
Inning Stats	R: 0 E: 0 K: 0 S: 7 H: 1 LOB: 2 BB: 0 P: 14	R: 2 E: 0 K: 1 S: 18 H: 1 LOB: 1 BB: 2 P: 34	R: 0 E: 0 K: 0 S: 4 H: 0 LOB: 1 BB: 1 P: 10	R: 1 E: 0 K: 1 S: 15 H: 2 LOB: 1 BB: 0 P: 23	R: 0 E: 0 K: 0 S: 4 H: 0 LOB: 0 BB: 0 P: 9	R: 0 E: 0 K: 1 S: 10 H: 0 LOB: 0 BB: 0 P: 17	R: 1 E: 0 K: 0 S: 16 H: 1 LOB: 0 BB: 0 P: 21	R: 1 E: 0 K: 1 S: 13 H: 2 LOB: 2 BB: 1 P: 23		1B: 3 2B: 2 3B: 1 HR: 1	SF: 1 SAC: 0 DP: 0 HBP: 1		WP: 0 PB: 1 SB: 0 CS: 0	PA: 36			

PITCHER		IP	WLS	BF	H	R	ER	SO	BB	IBB	HBP	BLK	WP	HR	S	P	ERA	WHIP
Mike Harkey, R ERA: 4.36	(1, 1)	7.0	L	30	5	4	4	3	3	0	1	0	0	1	74	128	5.14	1.143
Jose Antonio Nunez, R ERA: 6.58	(8, 1)	1.0		6	2	1	1	1	1	0	0	0	0	0	13	23	9.00	3.000

PITCHER	IP	WLS	BF	H	R	ER	SO	BB	IBB	HBP	BLK	WP	HR	S	P	ERA	WHIP

AB	30
R	5
H	7
RBI	5
BB	4
SO	4
LOB	16

Batter	1	2	3	4	5	6	7	8	9	AB	R	H	RBI	BB	SO	LOB
Marvell Wynne, L (1, 8) OBP: 0.207, SLG: 0.296	C X 0-1 ① P2			S C B B X 2-2 ① F7		B B X 2-0 ② F7		X 0-0 ③ F7		4	0	0	0	0	0	1
23 Ryne Sandberg, R (1, 4) OBP: 0.385, SLG: 0.600	B B C S X 2-2 ② P4			B S B B B 4-1 S 2B BB		C C S 0-3 ③ K			B F S F X 1-2 HR	3	2	1	1	1	1	0
Mark Grace, L (1, 3) OBP: 0.339, SLG: 0.356	B X 1-0 ③ F9			C 1 SAFE 1 SAFE B P B X 3-1 ② P5			X 0-0 2B 1B		B B X 2-0 ① F7	4	0	1	0	0	0	1
Andre Dawson, R (1, 9) OBP: 0.389, SLG: 0.658		C B F C 1-3 ① K		B F S X 1-2 1-H 2B			B F C B F X 2-2 ① 1-H 2B		C F B X 1-2 ② P3	4	0	2	1	0	1	0
Dave Clark, L (1, 7) OBP: 0.265, SLG: 0.348 Doug Dascenzo, S (7, 7) OBP: 0.267, SLG: 0.333		F S F B C 1-3 ② K		F X 0-1 ③ P5			B F S B B X 3-2 ② F9		F C B B S 2-3 ③ K	3 1	0 0	0 0	0 0	0 0	1 1	2 0
Hector Villanueva, R (1, 2) OBP: 0.324, SLG: 0.676 Paul Assenmacher, L (7, 1) Les Lancaster, R (9, 1) OBP: 0.143, SLG: 0.077		B C C B X 2-2 ③ 5-3			B X 1-0 ① P2		C F S 0-3 ③ K			3 0 0	0 0 0	0 0 0	0 0 0	0 0 0	1 0 0	1 0 0
Shawon Dunston, R (1, 6) OBP: 0.319, SLG: 0.494			B C B X 2-1 ① F9		S F C 0-3 ② K			S X 0-1 SH1-4 1B		3	0	1	0	0	1	0
Curtis Wilkerson, S (1, 5) OBP: 0.279, SLG: 0.297			B C S C 1-3 ② K		X 0-0 ③ 1-3			1 SAFE X 0-0 ① SH1-4 1-2		2	0	0	0	0	1	0
Shawn Boskie, R (1, 1) OBP: 0.250, SLG: 0.375 Joe Girardi, R (7, 2) OBP: 0.314, SLG: 0.395			S B F F S 1-3 ③ K			B C X 1-1 ① 1-3		F C S 0-3 ② K		2 1	0 0	0 0	0 0	0 0	1 1	0 1
Inning Stats	R: 0 E: 0 K: 0 S: 6 H: 0 LOB: 0 BB: 0 P: 9	R: 0 E: 0 K: 2 S: 10 H: 0 LOB: 0 BB: 0 P: 14	R: 0 E: 0 K: 2 S: 9 H: 0 LOB: 0 BB: 0 P: 13	R: 1 E: 0 K: 0 S: 12 H: 1 LOB: 1 BB: 1 P: 21	R: 0 E: 0 K: 1 S: 5 H: 0 LOB: 0 BB: 0 P: 6	R: 0 E: 0 K: 1 S: 6 H: 0 LOB: 0 BB: 0 P: 9	R: 0 E: 0 K: 1 S: 11 H: 2 LOB: 1 BB: 0 P: 16	R: 0 E: 0 K: 1 S: 7 H: 1 LOB: 1 BB: 0 P: 7	R: 1 E: 0 K: 1 S: 11 H: 1 LOB: 0 BB: 0 P: 17	1B: 2 2B: 2 3B: 0 HR: 1 SF: 0 SAC: 1 DP: 0 HBP: 0						

PITCHER		IP	WLS	BF	H	R	ER	SO	BB	IBB	HBP	BLK	WP	HR	S	P	ERA	WHIP
Mark Gardner, R ERA: 2.19	(1, 1)	7.0	L	24	3	1	1	7	1	0	0	0	0	0	59	88	1.29	0.571
Bill Sampen, R ERA: 1.83	(8, 1)	2.0		8	2	1	1	2	0	0	0	0	0	1	18	24	4.50	1.000

PITCHER	IP	WLS	BF	H	R	ER	SO	BB	IBB	HBP	BLK	WP	HR	S	P	ERA	WHIP

Chicago Cubs @ Montreal Expos

Olympic Stadium, Montreal, QB

Tue Jun 19 1990, 7:05 PM EDT

Att. 20,306 - Unknown

TOP

livebaseballscorecards.com

AB	30
R	2
H	5
RBI	2
BB	1
SO	9
LOB	6

WP: 0	PB: 0	SB: 1	CS: 0
PA: 32			

BOTTOM

Batter	1	2	3	4	5	6	7	8	9	AB	R	H	RBI	BB	SO	LOB
Dave Martinez, L (1, 8) OBP: 0.364, SLG: 0.512	F C S 0-3 ① K			B B F B F F X 3-2 ① L6		C B C B B X 3-2 1B FC1-2 1B		B F C F S 1-3 ① K		4	0	1	0	0	2	0
Spike Owen, S (1, 6) OBP: 0.359, SLG: 0.391	F C B B B X 3-2 ② F9			C X 0-1 ② 4-3		C 1 SAFE B F X 1-2 WP FC1-2 1-3 1B		F B B B X 3-1 ② F9		4	0	1	0	0	0	0
Mike Aldrete, L (1, 7) OBP: 0.390, SLG: 0.233 Junior Noboa, R (8, PH) OBP: 0.260, SLG: 0.294 (9, 7)	B X 1-0 ③ 3-1			C B X 1-1 ③ G6-3		1 SAFE S B 1 SAFE B X 2-1 ② FC1-2 WP 1-2 3-H		F F B X 1-2 ③ 1-3		3 1	0 0	0 0	0 0	0 0	0 0	2 0
Andres Galarraga, R (1, 3) OBP: 0.314, SLG: 0.382		B B X 2-0 ① G3			B B X 2-0 ① 4-3	B X 1-0 ③ F8 1-2 2-3			B X 1-0 G1 1B 1B	4	1	1	0	0	0	2
Tim Wallach, R (1, 5) OBP: 0.369, SLG: 0.550		C B B S B F F S 3-3 ② K			B B X 2-0 1B 1B		X 0-0 ① F8		B B F B F X 3-2 ① P3	4	0	1	0	0	1	1
Larry Walker, L (1, 9) OBP: 0.328, SLG: 0.400		X 0-0 ③ F8			B B F 1 SAFE 1 SAFE 1 SAFE B X 3-1 ② F8		B X 1-0 BB 1B		C B X 1-1 ② G1 1-2	4	0	1	0	0	0	2
Nelson Santovenia, R (1, 2) OBP: 0.252, SLG: 0.313 Otis Nixon, S (9, PR) OBP: 0.317, SLG: 0.224			C S S 0-3 ① K		B B X 2-0 1-2 1B		X 0-0 ② F7		B C B B F X 3-2 S 2-H 1B	4 0	0 0	2 0	1 0	0 0	1 0	1 0
Tom Foley, L (1, 4) OBP: 0.304, SLG: 0.317 Rolando Roomes, R (9, PR) OBP: 0.213, SLG: 0.311			B B B C X 3-1 ② 4-3		C B F B X 2-2 ③ 4-3		B 1 SAFE B C B B 4-1 1-2 BB		P 1 SAFE 1 SAFE 1 SAFE B 1 SAFE B B 4-0 1-2 BB	2 0	0 0	0 0	0 0	2 0	0 0	2 0
Mark Gardner, R (1, 1) OBP: 0.130, SLG: 0.174 Tim Raines, S (7, PH) OBP: 0.383, SLG: 0.356 Bill Sampen, R (8, 1) Wallace Johnson, S (9, PH) OBP: 0.300, SLG: 0.294			B F F C 1-3 ③ K			B C X 1-1 ① 5-3	B B C F B X 3-2 ③ P4		B C X 1-1 ③ L6	2 1 0 1	0 0 0 0	0 0 0 0	0 0 0 0	1 0 0 0	0 0 0 0	0 2 0 2
Inning Stats	R: 0 E: 0 K: 1 S: 7 H: 0 LOB: 0 BB: 0 P: 11	R: 0 E: 0 K: 1 S: 7 H: 0 LOB: 0 BB: 0 P: 12	R: 0 E: 0 K: 2 S: 8 H: 0 LOB: 0 BB: 0 P: 12	R: 0 E: 0 K: 0 S: 8 H: 0 LOB: 0 BB: 0 P: 12	R: 0 E: 0 K: 0 S: 8 H: 2 LOB: 2 BB: 0 P: 19	R: 0 E: 0 K: 0 S: 11 H: 2 LOB: 2 BB: 0 P: 19	R: 0 E: 0 K: 0 S: 7 H: 1 LOB: 2 BB: 1 P: 15	R: 0 E: 0 K: 1 S: 9 H: 0 LOB: 0 BB: 0 P: 14	R: 1 E: 0 K: 0 S: 12 H: 2 LOB: 2 BB: 1 P: 24	1B: 7 2B: 0 3B: 0 HR: 0	SF: 0 SAC: 0 DP: 0 HBP: 0						

PITCHER	IP	WLS	BF	H	R	ER	SO	BB	IBB	HBP	BLK	WP	HR	S	P	ERA	WHIP
Shawn Boskie, R (1, 1) ERA: 3.5	6.2	W	26	5	0	0	4	1	0	0	0	1	0	53	94	0.00	0.900
Paul Assenmacher, L (7, 1) ERA: 3.42	1.1		4	0	0	0	1	0	0	0	0	0	0	12	20	0.00	0.000
Les Lancaster, R (9, 1) ERA: 5.13	1.0	S	6	2	1	1	0	1	0	0	0	0	0	12	24	9.00	3.000

PITCHER	IP	WLS	BF	H	R	ER	SO	BB	IBB	HBP	BLK	WP	HR	S	P	ERA	WHIP

Chicago Cubs @ Montreal Expos

Olympic Stadium, Montreal, QB

Tue Jun 19 1990, 7:05 PM EDT

Att. 20,306 - Unknown

livebaseballscorecards.com

AB	34
R	1
H	7
RBI	1
BB	2
SO	5
LOB	14

WP: 1	PB: 0	SB: 1	CS: 0
PA: 36			

Batter	1	2	3	4	5	6	7	8	9	AB	R	H	RBI	BB	SO	LOB
Gary Varsho, L (1, 9) OBP: 0.250, SLG: 0.250	P6			SH3-4 1B	F8		4-3			4	1	1	0	0	0	2
Domingo Ramos, R (1, 5) OBP: 0.320, SLG: 0.318	K			SH3-4 1-2	F8			F3		2	0	0	0	0	1	0
23 Ryne Sandberg, R (8, PH) OBP: 0.384, SLG: 0.598 (8, 4)										1	0	0	0	0	0	0
Mark Grace, L (1, 3) OBP: 0.342, SLG: 0.359	E1 CS			S 2-H 1B		FC3-6 1B		F8		4	0	2	1	0	0	0
Dave Clark, L (1, 7) OBP: 0.245, SLG: 0.320	CS 1-2	K		K 1-2		FC3-6 S 1-2f		4-3		4	0	0	0	0	2	2
Les Lancaster, R (8, 1) OBP: 0.143, SLG: 0.077										0	0	0	0	0	0	0
Marvell Wynne, L (1, 8) OBP: 0.209, SLG: 0.286		K		4-3		1-2 IBB			4-3	3	0	0	0	1	1	1
Curtis Wilkerson, S (1, 4) OBP: 0.280, SLG: 0.298 (8, 5)		F7			5-3 1B	4-3			F7	3	1	1	0	0	0	2
Dwight Smith, L (9, PH) OBP: 0.339, SLG: 0.374										1	0	0	0	0	0	0
Shawon Dunston, R (1, 6) OBP: 0.314, SLG: 0.485			K		5-3 1-2		F8		F3	4	0	0	0	0	1	1
Joe Girardi, R (1, 2) OBP: 0.314, SLG: 0.394			F8		6-3 2-H 1B		F8			3	0	1	1	0	0	0
Greg Maddux, R (1, 1) OBP: 0.094, SLG: 0.065			K		6-3 1-2		1B			3	0	1	0	0	1	1
Paul Assenmacher, L (7, 1)										0	0	0	0	0	0	0
Doug Dascenzo, S (8, 7) OBP: 0.267, SLG: 0.333										0	0	0	0	0	0	0
Inning Stats	R: 0 E: 1 K: 1 S: 5 / H: 0 LOB: 0 BB: 0 P: 5	R: 0 E: 0 K: 2 S: 7 / H: 0 LOB: 0 BB: 0 P: 7	R: 0 E: 0 K: 2 S: 7 / H: 0 LOB: 0 BB: 0 P: 7	R: 1 E: 0 K: 1 S: 7 / H: 2 LOB: 1 BB: 0 P: 7	R: 1 E: 0 K: 0 S: 5 / H: 2 LOB: 1 BB: 0 P: 5	R: 0 E: 0 K: 0 S: 4 / H: 1 LOB: 2 BB: 1 P: 8	R: 0 E: 0 K: 0 S: 4 / H: 1 LOB: 1 BB: 0 P: 4	R: 0 E: 0 K: 0 S: 3 / H: 0 LOB: 0 BB: 0 P: 3	R: 0 E: 0 K: 0 S: 3 / H: 0 LOB: 0 BB: 0 P: 3	1B: 6 2B: 0 3B: 0 HR: 0	SF: 0 SAC: 1 DP: 0 HBP: 0						

TOP

Chicago Cubs @ Montreal Expos

Olympic Stadium, Montreal, QB

Wed Jun 20 1990, 7:05 PM EDT

Att. 22,058 - Dome

livebaseballscorecards.com

AB	32
R	2
H	6
RBI	2
BB	1
SO	6
LOB	9

PITCHER		IP	WLS	BF	H	R	ER	SO	BB	IBB	HBP	BLK	WP	HR	S	P	ERA	WHIP
Oil Can Boyd, R ERA: 3.48	(1, 1)	6.0		24	5	2	2	6	0	1	0	0	0	0	35	39	3.00	0.833
Dale Mohorcic, R ERA: 3.52	(7, 1)	1.0	W	4	1	0	0	0	0	0	0	0	0	0	4	4	0.00	1.000
Dave Schmidt, R ERA: 3.0	(8, 1)	2.0	S	6	0	0	0	0	0	0	0	0	0	0	6	6	0.00	0.000

PITCHER	IP	WLS	BF	H	R	ER	SO	BB	IBB	HBP	BLK	WP	HR	S	P	ERA	WHIP

Batter	1	2	3	4	5	6	7	8	9	AB	R	H	RBI	BB	SO	LOB
Dave Martinez, L (1, 8) OBP: 0.354, SLG: 0.496	4-3		4-3			L9	F9			4	0	0	0	0	0	2
Spike Owen, S (1, 6) OBP: 0.357, SLG: 0.388	1-3			P6		1-2 1B		F7		4	0	1	0	0	0	0
Tim Raines, S (1, 7) OBP: 0.384, SLG: 0.357	FC6-4 1B			1-6-3		SSS K		SSS K		2	0	1	0	0	0	0
Mike Aldrete, L (5, 7) OBP: 0.385, SLG: 0.230										1	0	0	0	0	1	2
Rolando Roomes, R (8, PH) (9, 7) OBP: 0.210, SLG: 0.306										1	0	0	0	0	1	0
Andres Galarraga, R (1, 3) OBP: 0.309, SLG: 0.376	FC6-4 1-2f			SSS K			F8	F3		4	0	0	0	0	1	1
Tim Wallach, R (1, 5) OBP: 0.365, SLG: 0.544		F7			F7		P4			3	0	0	0	0	0	0
Larry Walker, L (1, 9) OBP: 0.322, SLG: 0.392		4-3			4-3		SSS K 1B			3	1	0	0	0	1	0
Mike Fitzgerald, R (1, 2) OBP: 0.367, SLG: 0.460		5-3			1-3		BBBB 1B 1B BB			2	1	0	0	1	0	0
Tom Foley, L (1, 4) OBP: 0.327, SLG: 0.341			G3			1B	1-2 2-H 1B E 1B			3	1	2	1	0	0	0
Oil Can Boyd, R (1, 1) OBP: 0.077, SLG: 0.077										1	0	0	0	0	0	0
Otis Nixon, S (6, PH) OBP: 0.311, SLG: 0.220										1	0	0	0	0	0	1
Dale Mohorcic, R (7, 1)										0	0	0	0	0	0	0
Wallace Johnson, S (7, PH) OBP: 0.317, SLG: 0.314						P4	E8 1-H 2-H 1B			1	0	1	1	0	0	0
Dave Schmidt, R (8, 1)			4-3							0	0	0	0	0	0	0
Inning Stats	R: 0 E: 0 K: 0 S: 4 H: 1 LOB: 1 BB: 0 P: 4	R: 0 E: 0 K: 0 S: 3 H: 0 LOB: 0 BB: 0 P: 3	R: 0 E: 0 K: 0 S: 3 H: 0 LOB: 0 BB: 0 P: 3	R: 0 E: 0 K: 1 S: 5 H: 0 LOB: 0 BB: 0 P: 5	R: 0 E: 0 K: 0 S: 3 H: 0 LOB: 0 BB: 0 P: 3	R: 0 E: 0 K: 1 S: 7 H: 2 LOB: 2 BB: 0 P: 7	R: 3 E: 1 K: 1 S: 8 H: 2 LOB: 1 BB: 1 P: 12	R: 0 E: 0 K: 1 S: 5 H: 0 LOB: 0 BB: 0 P: 5		1B: 5 2B: 0 3B: 0 HR: 0	SF: 0 SAC: 0 DP: 0 HBP: 0					

PITCHER	IP	WLS	BF	H	R	ER	SO	BB	IBB	HBP	BLK	WP	HR	S	P	ERA	WHIP
Greg Maddux, R (1, 1) ERA: 3.93	6.2	L	27	5	3	0	3	1	0	0	0	0	0	32	36	0.00	0.900
Paul Assenmacher, L (7, 1) ERA: 3.38	0.2		2	0	0	0	0	0	0	0	0	0	0	2	2	0.00	0.000
Les Lancaster, R (8, 1) ERA: 5.07	0.2		2	0	0	0	1	0	0	0	0	0	0	4	4	0.00	0.000

PITCHER	IP	WLS	BF	H	R	ER	SO	BB	IBB	HBP	BLK	WP	HR	S	P	ERA	WHIP

Chicago Cubs @ Montreal Expos

Olympic Stadium, Montreal, QB

Wed Jun 20 1990, 7:05 PM EDT

Att. 22,058 - Dome

BOTTOM

livebaseballscorecards.com

AB	30
R	3
H	5
RBI	2
BB	1
SO	4
LOB	6

WP: 0 PA: 31
PB: 1
SB: 0
CS: 0

Batter	1	2	3	4	5	6	7	8	9	AB	R	H	RBI	BB	SO	LOB
Wally Backman, S (1, 5) OBP: 0.367, SLG: 0.422	G4-3		F7	F7			G3		G6-3	5	0	0	0	0	0	1
Jay Bell, R (1, 6) OBP: 0.345, SLG: 0.408	1B 2B		G3 BB 1B 1B		G4-3		G6-3			4	1	2	0	0	0	0
Andy Van Slyke, L (1, 8) OBP: 0.392, SLG: 0.476	BB 2-3 1B		B B B B 4-0 G3 1-2 1B BB		S S S 0-3 K		2B			3	1	2	0	1	1	0
Bobby Bonilla, S (1, 9) OBP: 0.325, SLG: 0.571	S S S 0-3 K		G3 1-2 2-3		S S S 0-3 K		F8			4	0	0	0	0	2	5
Barry Bonds, L (1, 7) OBP: 0.409, SLG: 0.599	B B B B 4-0 1-2 BB		2-H 3-H 1B			S 1B 1B		L3 1B		3	1	3	2	1	0	0
Sid Bream, L (1, 3) OBP: 0.345, SLG: 0.437	F7		F9			S S S 0-3 K 1-2		P2		4	0	0	0	0	1	6
Michael LaValliere, L (1, 2) OBP: 0.384, SLG: 0.344		F7		F7		2-H 1B		L3 1-2		3	0	1	1	0	0	0
Don Slaught, R (8, PH) OBP: 0.449, SLG: 0.632 (8, 2)										1	0	0	0	0	0	1
Jose Lind, R (1, 4) OBP: 0.351, SLG: 0.390		L9		F9		P3			G6-3	4	0	0	0	0	0	1
Walt Terrell, L (1, 1) OBP: 0.115, SLG: 0.080		S S S 0-3 K		B B B B 4-0 BB		S S S 0-3 K			G3	2	0	0	0	1	2	1
Bob Kipper, R (7, 1)										0	0	0	0	0	0	0
Stan Belinda, R (8, 1)										0	0	0	0	0	0	0
R.J. Reynolds, S (9, PH) OBP: 0.342, SLG: 0.343										1	0	0	0	0	0	0
Inning Stats	R: 0 E: 0 K: 1 S: 7 H: 2 LOB: 3 BB: 1 P: 11	R: 0 E: 0 K: 1 S: 5 H: 0 LOB: 0 BB: 0 P: 5	R: 2 E: 0 K: 0 S: 5 H: 2 LOB: 1 BB: 1 P: 9	R: 0 E: 0 K: 0 S: 3 H: 0 LOB: 1 BB: 1 P: 7	R: 0 E: 0 K: 2 S: 7 H: 0 LOB: 0 BB: 0 P: 7	R: 1 E: 0 K: 2 S: 9 H: 2 LOB: 1 BB: 0 P: 9	R: 0 E: 0 K: 0 S: 4 H: 1 LOB: 1 BB: 0 P: 4	R: 0 E: 0 K: 0 S: 3 H: 1 LOB: 0 BB: 0 P: 3	R: 0 E: 0 K: 0 S: 3 H: 0 LOB: 0 BB: 0 P: 3	1B: 6 2B: 3 3B: 0 HR: 0	SF: 0 SAC: 0 DP: 1 HBP: 0						

TOP

Pittsburgh Pirates @ Montreal Expos

Olympic Stadium, Montreal, QB

Fri Jun 22 1990, 7:05 PM EDT

Att. 22,968 - Dome

livebaseballscorecards.com

AB	34
R	3
H	8
RBI	3
BB	3
SO	6
LOB	15

WP: 0 PB: 0 SB: 1 CS: 0 PA: 37

PITCHER		IP	WLS	BF	H	R	ER	SO	BB	IBB	HBP	BLK	WP	HR	S	P	ERA	WHIP
Kevin Gross, R ERA: 3.41	(1, 1)	7.0		31	7	3	3	6	3	0	0	0	0	0	40	52	3.86	1.429
Drew Hall, L ERA: 3.79	(8, 1)	0.1		2	1	0	0	0	0	0	0	0	0	0	2	2	0.00	3.000
Bill Sampen, R ERA: 1.8	(8, 1)	0.2	W	1	0	0	0	0	0	0	0	0	0	0	1	1	0.00	0.000
Dave Schmidt, R ERA: 2.9	(9, 1)	1.0	S	3	0	0	0	0	0	0	0	0	0	0	3	3	0.00	0.000

PITCHER	IP	WLS	BF	H	R	ER	SO	BB	IBB	HBP	BLK	WP	HR	S	P	ERA	WHIP

Batter	1	2	3	4	5	6	7	8	9	AB	R	H	RBI	BB	SO	LOB
Dave Martinez, L (1, 8) OBP: 0.345, SLG: 0.485	G4-3		G4-3		G4-3		SF9 2-H			3	0	0	1	0	0	0
Spike Owen, S (1, 6) OBP: 0.356, SLG: 0.385	FC6-4 G1-3 1B		G3-1		G4-3		K			4	0	1	0	0	1	0
Larry Walker, L (1, 9) OBP: 0.321, SLG: 0.407	G1-3 1-2			HR	G3-1			F9		4	1	1	1	0	0	1
Andres Galarraga, R (1, 3) OBP: 0.312, SLG: 0.375	FC6-4 BB			K		G5-3		2B 1B		3	1	1	0	1	1	0
Tim Wallach, R (1, 5) OBP: 0.363, SLG: 0.537	FC6-4 1-2f 2-3			BB BB BB		L9		K		3	0	0	0	1	1	3
Mike Aldrete, L (1, 7) OBP: 0.390, SLG: 0.250		F8		BB 1-2 BB		F8		1-H 2B		3	0	1	1	1	0	0
Mike Fitzgerald, R (1, 2) OBP: 0.364, SLG: 0.450		P2		FC6-4 1-2 2-3 BB			F9	G6-3		3	0	0	0	1	0	1
Tom Foley, L (1, 4) OBP: 0.327, SLG: 0.340		K		K			2B 1B			3	1	1	0	0	2	3
Kevin Gross, R (1, 1) OBP: 0.200, SLG: 0.382			K	FC6-4 1-2f			S 1-H SF9 2B			2	0	0	0	0	1	3
Otis Nixon, S (7, PH) OBP: 0.323, SLG: 0.255										1	1	1	1	0	0	0
Drew Hall, L (8, 1)										0	0	0	0	0	0	0
Bill Sampen, R (8, 1)										0	0	0	0	0	0	0
Dave Schmidt, R (9, 1)										0	0	0	0	0	0	0
Inning Stats	R: 0 E: 0 K: 0 S: 4 H: 1 LOB: 2 BB: 1 P: 8	R: 0 E: 0 K: 1 S: 5 H: 0 LOB: 0 BB: 0 P: 5	R: 0 E: 0 K: 1 S: 5 H: 0 LOB: 0 BB: 0 P: 5	R: 1 E: 0 K: 2 S: 8 H: 1 LOB: 3 BB: 3 P: 20	R: 0 E: 0 K: 0 S: 3 H: 0 LOB: 0 BB: 0 P: 3	R: 0 E: 0 K: 0 S: 3 H: 0 LOB: 0 BB: 0 P: 3	R: 2 E: 0 K: 1 S: 7 H: 2 LOB: 0 BB: 0 P: 7	R: 1 E: 0 K: 1 S: 7 H: 2 LOB: 1 BB: 0 P: 7		1B: 3 2B: 2 3B: 0 HR: 1 SF: 1 SAC: 0 DP: 0 HBP: 0						

PITCHER		IP	WLS	BF	H	R	ER	SO	BB	IBB	HBP	BLK	WP	HR	S	P	ERA	WHIP
Walt Terrell, R ERA: 5.63	(1, 1)	6.1		27	4	3	3	4	4	0	0	0	0	1	31	47	4.26	1.263
Bob Kipper, L ERA: 5.16	(7, 1)	1.0		3	0	0	0	1	0	0	0	0	0	0	5	5	0.00	0.000
Stan Belinda, R ERA: 3.52	(8, 1)	0.2	L	4	2	1	1	1	0	0	0	0	0	0	6	6	13.50	3.000

PITCHER	IP	WLS	BF	H	R	ER	SO	BB	IBB	HBP	BLK	WP	HR	S	P	ERA	WHIP

BOTTOM

Pittsburgh Pirates @ Montreal Expos

Olympic Stadium, Montreal, QB

Fri Jun 22 1990, 7:05 PM EDT

Att. 22,968 - Dome

livebaseballscorecards.com

AB	29
R	4
H	6
RBI	4
BB	4
SO	6
LOB	11

WP: 0 PA: 34
PB: 0
SB: 1
CS: 0

Batter	1	2	3	4	5	6	7	8	9	AB	R	H	RBI	BB	SO	LOB
Gary Redus, R (1, 3) OBP: 0.333, SLG: 0.390	B F F B C 2-3 ① K		C B B B X 3-1 G3 1B		B B F B F X 3-2 HBP 1B 1B		X 0-0 ② F8		B C F F X 1-2 G6-3	5	0	2	0	0	1	0
Jay Bell, R (1, 6) OBP: 0.344, SLG: 0.405	C S F F S 0-3 ② K		X 0-0 ② G3 1-2		X 0-0 HBP 1-2 1B		B C L C 1-3 ③ K			4	0	1	0	0	2	1
Jeff King, R (1, 5) OBP: 0.262, SLG: 0.305	B F B F B F B 4-2 BB		C B X 1-1 ③ P5		C F F H 1-2 FC5-4 1-2 2-3 HBP			S S S 0-3 ① K		2	0	0	0	1	1	1
Bobby Bonilla, S (1, 9) OBP: 0.320, SLG: 0.563	C X 0-1 ③ L9			C C B S 1-3 ① K	B B 1 SAFE X 2-0 ③ FC5-4 1-2f			C S F F C 0-3 ② K		4	0	0	0	0	2	4
Barry Bonds, L (1, 7)		S X 0-1 G6-3 1B		B X 1-0 HR		B C X 1-1 ① P5		B B F S B B 4-2 BB BB		3	1	2	1	1	0	0
Don Slaught, R (1, 2) OBP: 0.443, SLG: 0.615		1 SAFE C 1 SAFE 1 SAFE B B S F 1 SAFE 2-2 1 SAFE 1 SAFE X ① G6-3 1-2		B X 1-0 ② L9		C B B X 2-1 ② L4		B B B C B 4-1 BB 1-2 BB		3	0	0	0	1	0	1
R.J. Reynolds, S (1, 8) OBP: 0.339, SLG: 0.340		C B C B F C 2-3 ② K		B S B B X 2-1 ③ E6		X 0-0 S 1B		F X 0-1 ③ F9		4	0	1	0	0	1	3
Jose Lind, R (1, 4) OBP: 0.345, SLG: 0.383		C X 0-1 ③ L9		B X 1-0 ① G6-3		F F 1 SAFE B B X 2-2 ③ F8 1-2			C B X 1-1 ① F9	4	0	0	0	0	0	2
Doug Drabek, R (1, 1) OBP: 0.233, SLG: 0.310 John Cangelosi, S (7, PH) OBP: 0.313, SLG: 0.175 Scott Ruskin, R (7, 1) Doug Bair, R (7, 1) Mark Ross, R (7, 1) Sid Bream, L (9, PH) OBP: 0.343, SLG: 0.434			C S B S 1-3 ① K		B S F F X 1-2 ② G5-3		C X 0-1 ① G6-3		B C S S S 1-3 ② K	2	0	0	0	0	1	0
										1	0	0	0	0	0	0
										0	0	0	0	0	0	0
										0	0	0	0	0	0	0
										1	0	0	0	0	1	0
Inning Stats	R: 0 E: 0 K: 2 S: 13 H: 0 LOB: 1 BB: 1 P: 19	R: 0 E: 0 K: 1 S: 12 H: 1 LOB: 1 BB: 0 P: 16	R: 0 E: 0 K: 1 S: 8 H: 1 LOB: 1 BB: 0 P: 13	R: 1 E: 1 K: 1 S: 7 H: 1 LOB: 1 BB: 0 P: 12	R: 0 E: 0 K: 0 S: 13 H: 2 LOB: 3 BB: 0 P: 21	R: 0 E: 0 K: 0 S: 8 H: 1 LOB: 1 BB: 0 P: 13	R: 0 E: 0 K: 1 S: 6 H: 0 LOB: 0 BB: 0 P: 7	R: 0 E: 0 K: 2 S: 13 H: 0 LOB: 2 BB: 2 P: 21	R: 0 E: 0 K: 1 S: 9 H: 0 LOB: 0 BB: 0 P: 12	1B: 5 2B: 0 3B: 0 HR: 1	SF: 0 SAC: 0 DP: 0 HBP: 1			WP: 0 PB: 0 SB: 1 CS: 0	PA: 37		

PITCHER		IP	WLS	BF	H	R	ER	SO	BB	IBB	HBP	BLK	WP	HR	S	P	ERA	WHIP
Zane Smith, L ERA: 3.31	(1, 1)	0.0	W	0	0	0	0	0	0	0	0	0	0	0	0	0	∞	∞
Drew Hall, L ERA: 3.61	(8, 1)	2.0		8	0	0	0	3	2	0	0	0	0	0	22	33	0.00	1.000

PITCHER	IP	WLS	BF	H	R	ER	SO	BB	IBB	HBP	BLK	WP	HR	S	P	ERA	WHIP

TOP

Pittsburgh Pirates @ Montreal Expos

Olympic Stadium, Montreal, QB

Sat Jun 23 1990, 7:05 PM EDT

Att. 27,605 - Dome

livebaseballscorecards.com

AB	33
R	1
H	6
RBI	1
BB	3
SO	9
LOB	12

Pittsburgh Pirates @ Montreal Expos

Olympic Stadium, Montreal, QB

Sat Jun 23 1990, 7:05 PM EDT

Att. 27,605 - Dome

livebaseballscorecards.com

Batter	1	2	3	4	5	6	7	8	9	AB	R	H	RBI	BB	SO	LOB
Dave Martinez, L (1, 8) OBP: 0.346, SLG: 0.496	G3 1B 2B		E 2B	G4-3			K	G3-1		5	2	2	0	0	1	1
Spike Owen, S (1, 6) OBP: 0.357, SLG: 0.388	G3		E BB		F9		2B 2B	G6-3		4	1	1	0	1	0	1
Larry Walker, L (1, 9) OBP: 0.324, SLG: 0.416	FC6-4 1B		K		K		1B 2B			4	1	2	2	0	2	3
Andres Galarraga, R (1, 3) OBP: 0.315, SLG: 0.377	P4		K		CS 1B		E 1B 1B			4	1	2	1	0	1	4
Tim Wallach, R (1, 5) OBP: 0.358, SLG: 0.529	FC6-4		E5		CS	L8	E3 1B			4	0	0	0	0	0	3
Mike Aldrete, L (1, 7) OBP: 0.376, SLG: 0.239		G1-3	F7			K	1B			3	0	0	0	0	1	2
Otis Nixon, S (7, 7) OBP: 0.333, SLG: 0.269										1	0	1	1	0	0	0
Mike Fitzgerald, R (1, 2) OBP: 0.367, SLG: 0.443		F7		G6-3		BB	BB			2	0	0	0	2	0	0
Tom Foley, L (1, 4) Drew Hall, L (8, 1)		G4-3		WP SH1-4 BB		L7	K			3	0	0	0	1	1	4
										0	0	0	0	0	0	0
Zane Smith, L (1, 1) OBP: 0.261, SLG: 0.391			1B	SH1-4			L8	G4-3		1	0	1	0	0	0	0
Junior Noboa, R (7, PH) OBP: 0.253, SLG: 0.286 (8, 4)										2	0	0	0	0	0	0

	AB	33
	R	5
	H	9
	RBI	4
	BB	4
	SO	6
	LOB	18

Inning Stats	1	2	3	4	5	6	7	8	9
	R: 1 E: 0 K: 0 S: 7	H: 2 LOB: 1 BB: 0 P: 11	R: 0 E: 0 K: 0 S: 5	H: 0 LOB: 0 BB: 0 P: 8	R: 2 E: 1 K: 2 S: 21	H: 2 LOB: 2 BB: 1 P: 33	R: 0 E: 0 K: 0 S: 7	H: 0 LOB: 1 BB: 1 P: 12	R: 0 E: 0 K: 1 S: 11	H: 1 LOB: 0 BB: 0 P: 22
	R: 0 E: 0 K: 1 S: 11	H: 0 LOB: 1 BB: 1 P: 17	R: 3 E: 1 K: 2 S: 20	H: 4 LOB: 3 BB: 1 P: 37	R: 0 E: 0 K: 0 S: 5	H: 0 LOB: 0 BB: 0 P: 8				

	1B: 5	SF: 0	WP: 1	PA: 39
	2B: 4	SAC: 1	PB: 0	
	3B: 0	DP: 0	SB: 1	
	HR: 0	HBP: 0	CS: 1	

PITCHER		IP	WLS	BF	H	R	ER	SO	BB	IBB	HBP	BLK	WP	HR	S	P	ERA	WHIP
Doug Drabek, R ERA: 3.04	(1, 1)	6.0	L	26	5	3	1	4	3	0	0	0	1	0	62	103	1.50	1.333
Scott Ruskin, L ERA: 3.0	(7, 1)	0.2		4	2	2	2	1	0	0	0	0	0	0	9	16	27.00	3.000
Doug Bair, R ERA: 4.85	(7, 1)	0.0		4	2	1	0	0	1	0	0	0	0	0	8	17	∞	∞
Mark Ross, R ERA:	(7, 1)	1.1		4	0	0	0	1	0	0	0	0	0	0	8	12	0.00	0.000

PITCHER		IP	WLS	BF	H	R	ER	SO	BB	IBB	HBP	BLK	WP	HR	S	P	ERA	WHIP

Batter	1	2	3	4	5	6	7	8	9	AB	R	H	RBI	BB	SO	LOB
Wally Backman, S (1, 5) OBP: 0.365, SLG: 0.417 Jeff King, R (9, PH) OBP: 0.268, SLG: 0.311 (9, 5)	C F F B X 1-2 ① G1-3		B C B C F X 2-2 ② G4-3 2-3			B B C X 2-1 ② S G5-3 E 1B	B S X 1-1 ②③ G3-2-3 3-Hf		X 0-0 G6-3 1-3 3-H 1B	4 1	1 0	1 1	0 1	0 0	0 0	4 0
Jay Bell, R (1, 6) OBP: 0.341, SLG: 0.405	B F F X 1-2 ② G6-3		B F S X 1-2 ③ G4-3			B L L F B 1 SAFE B X 3-2 ① G5-3 1-2		B X 1-0 SH1-3 SF8 2B	C X 0-1 ② G6-3 1-2	5	1	1	0	0	0	4
Andy Van Slyke, L (1, 8) OBP: 0.385, SLG: 0.467	C B X 1-1 ③ G3-1			F B X 1-1 ① F8		B F B X 2-1 ② F8 2-H		C X 0-1 ① SH1-3 2-3	B F F X 1-2 ③ G3-1	4	0	0	0	0	0	2
Bobby Bonilla, S (1, 9) OBP: 0.316, SLG: 0.556		C B F B S 2-3 ① K		B S B B F S 3-3 ② K		C F S 0-3 ③ K		C B B X 2-1 ② SF8 3-H		3	0	0	1	0	3	0
Barry Bonds, L (1, 7) OBP: 0.420, SLG: 0.631		C X 0-1 BB 1B		C B F F X 1-2 ③ F7			F B S F X 1-2 S' S HBP 1B	B B B F X 3-1 HR		4	2	3	1	0	0	0
Sid Bream, L (1, 3) OBP: 0.347, SLG: 0.432	B 1 SAFE 1 SAFE 1 SAFE B 1 SAFE B B 4-0 L3 1-2 BB				B C F B X 2-2 G6-3 G6-3 1B		L P 1 SAFE 1 SAFE B X 2-1 ① F9 1-2	C S B B B S 3-3 ③ K		3	0	1	0	1	1	1
Michael LaValliere, L (1, 2) OBP: 0.388, SLG: 0.354	C B F B B 2 SAFE X 3-2 ②③ L3 1-2				C B X 1-1 ① G6-3 1-2		B B I 4-0 HBP BB G3-2-3 IBB		C B F X 1-2 1B 1B 2B	3	1	1	0	1	0	3
Rafael Belliard, R (1, 4) OBP: 0.385, SLG: 0.318 R.J. Reynolds, S (7, PH) OBP: 0.345, SLG: 0.340 Jose Lind, R (7, 4) OBP: 0.348, SLG: 0.386			B X 1-0 G4-3 SH2-4 1B		C F X 0-2 ② G6-3 2-3		B B C B F F E B 4-2 HBP 1-2 2-3 BB		S S F X 0-2 1B 2-3 1B	2 0 1	0 0 0	1 0 1	0 0 0	0 1 0	0 0 0	1 0 0
Neal Heaton, L (1, 1) OBP: 0.129, SLG: 0.036 Don Slaught, R (7, PH) OBP: 0.447, SLG: 0.615 Bill Landrum, R (7, 1) Bob Kipper, R (9, 1) Stan Belinda, R (9, 1)			X 0-0 ① SH2-4 1-2		B B X 2-0 ③ G4-3		F H 1-1 1-2 2-3 3-H HBP		L B M L 1-3 ① K	1 0 1 0 0	0 0 0 0 0	0 0 0 0 0	0 1 0 0 0	0 0 0 0 0	0 0 1 0 0	1 0 2 0 0
Inning Stats	R: 0 H: 0 E: 0 LOB: 0 K: 0 BB: 0 S: 9 P: 12	R: 0 H: 1 E: 0 LOB: 1 K: 1 BB: 1 S: 8 P: 17	R: 0 H: 1 E: 0 LOB: 1 K: 0 BB: 0 S: 9 P: 13	R: 0 H: 0 E: 0 LOB: 0 K: 1 BB: 0 S: 8 P: 13	R: 0 H: 1 E: 0 LOB: 1 K: 0 BB: 0 S: 9 P: 14	R: 1 H: 1 E: 0 LOB: 0 K: 1 BB: 0 S: 11 P: 18	R: 1 H: 1 E: 0 LOB: 2 K: 0 BB: 2 S: 14 P: 26	R: 2 H: 2 E: 0 LOB: 0 K: 1 BB: 0 S: 10 P: 19	R: 1 H: 3 E: 0 LOB: 2 K: 1 BB: 0 S: 16 P: 19	1B: 7 SF: 1 2B: 3 SAC: 2 3B: 0 DP: 2 HR: 1 HBP: 1						

PITCHER		IP	WLS	BF	H	R	ER	SO	BB	IBB	HBP	BLK	WP	HR	S	P	ERA	WHIP
Dennis Martinez, R ERA: 2.5	(1, 1)	7.0	L	28	5	2	2	3	2	1	1	0	0	0	68	113	2.57	1.000
Drew Hall, L ERA: 3.95	(8, 1)	1.0		5	2	2	2	1	0	0	0	0	0	1	10	19	18.00	2.000
Steve Frey, L ERA: 5.19	(9, 1)	0.1		3	2	1	1	1	0	0	0	0	0	0	10	12	27.00	6.000
Bill Sampen, R ERA: 1.77	(9, 1)	0.2		3	1	0	0	0	0	0	0	0	0	0	6	7	0.00	1.500

PITCHER	IP	WLS	BF	H	R	ER	SO	BB	IBB	HBP	BLK	WP	HR	S	P	ERA	WHIP

TOP

Pittsburgh Pirates @ Montreal Expos

Olympic Stadium, Montreal, QB

Sun Jun 24 1990, 3:33 AM EDT

Att. 41,054 - Dome

livebaseballscorecards.com

AB	32
R	5
H	10
RBI	4
BB	3
SO	5
LOB	18

WP: 0 PA: 39
PB: 0
SB: 3
CS: 0

Batter	1	2	3	4	5	6	7	8	9	AB	R	H	RBI	BB	SO	LOB
Otis Nixon, S (1, 8) (8, 7) OBP: 0.328, SLG: 0.268	B X 1-0 CS 1B		C X 0-1 B1-3 ③			X 0-0 G6-3 ②		C S 0-3 K ③		4	0	1	0	0	1	1
Spike Owen, S (1, 6) OBP: 0.355, SLG: 0.382	B 1 SAFE C 1 SAFE 1 SAFE C F X 1-2 G4-3 ① ②			C X 0-1 F8 ①		C B F B X 2-2 G6-3 ③			B B B B 4-0 1B 1B 2B BB	3	1	0	0	1	0	1
Mike Fitzgerald, R (1, 9) OBP: 0.369, SLG: 0.439 Dave Martinez, L (7, PH) (8, 8) OBP: 0.355, SLG: 0.503	S B B B B 4-1 BB			X 0-0 F8 ②			B B X 2-0 S 1B		B C B X 2-1 1B 2B 1-2 1B	1 2	0 1	0 2	0 0	1 0	0 0	0 0
Andres Galarraga, R (1, 3) OBP: 0.314, SLG: 0.375	S X 0-1 F9 ③			B C S B X 2-2 G5-3 ③			S 1 SAFE F 1 SAFE C 0-3 K ①		B X 1-0 2B 1-2 2-3 1B	4	0	1	0	0	1	2
Tim Wallach, R (1, 5) OBP: 0.360, SLG: 0.531 Jerry Goff, L (9, PR) OBP: 0.273, SLG: 0.158		B S B B B 4-1 G6-4-3 BB			S B X 1-1 G1-5-3 ①		1 SAFE 1 SAFE P 1 SAFE 1 SAFE C 1 SAFE B B 3-1 X F9 ② 1-2		F S B X 1-2 1-3 2-H 3-H 2B	3 0	0 0	1 0	2 0	1 0	0 0	1 0
Rolando Roomes, R (1, 7) OBP: 0.219, SLG: 0.313 Larry Walker, L (7, PH) (8, 9) OBP: 0.326, SLG: 0.413		S B S B B C 3-3 K ①			B S C X 1-2 CS 1B		C B F S 1-3 K ③		C B B F B B 4-2 BB	2 1	0 0	1 0	0 0	0 1	1 1	1 1
Nelson Santovenia, R (1, 2) OBP: 0.252, SLG: 0.336		F B F F 1 SAFE F X 1-2 G6-4-3 ② ③ 1-2f			1 SAFE B 1 SAFE C 1 SAFE 1 SAFE X 1-1 ② 1-2 HR			B X 1-0 G6-3 ①	B F C S 1-3 K ①	4	1	1	1	0	1	4
Junior Noboa, R (1, 4) OBP: 0.253, SLG: 0.284			F S X 0-2 B1-6-4 1B		L X 0-1 F9 ③			C X 0-1 G5-3 ②	X 0-0 P9 ②	4	0	1	0	0	0	3
Dennis Martinez, R (1, 1) OBP: 0.143, SLG: 0.171 Drew Hall, L (8, 1) Wallace Johnson, S (8, PH) OBP: 0.333, SLG: 0.314 Steve Frey, R (9, 1) Bill Sampen, R (9, 1) Tim Raines, S (9, PH) OBP: 0.382, SLG: 0.355			L X 0-1 B1-6-4 ① ② 1-2f			S F S 0-3 K ①		C B B B B 4-1 BB	S C X 0-2 F9 ③	2 0 0 0 0 1	0 0 0 0 0 0	0 0 0 0 0 0	0 0 1 0 0 0	0 0 0 0 0 0	1 0 0 0 0 0	1 0 0 0 0 3
Inning Stats	R: 0 E: 0 K: 0 S: 8 H: 1 LOB: 1 BB: 1 P: 14	R: 0 E: 0 K: 1 S: 9 H: 0 LOB: 0 BB: 1 P: 17	R: 0 E: 0 K: 0 S: 7 H: 1 LOB: 0 BB: 0 P: 7	R: 0 E: 0 K: 0 S: 6 H: 0 LOB: 0 BB: 0 P: 8	R: 1 E: 0 K: 0 S: 9 H: 2 LOB: 0 BB: 0 P: 12	R: 0 E: 0 K: 1 S: 7 H: 0 LOB: 0 BB: 0 P: 9	R: 0 E: 0 K: 2 S: 10 H: 1 LOB: 1 BB: 0 P: 15	R: 0 E: 0 K: 1 S: 7 H: 0 LOB: 1 BB: 1 P: 12	R: 2 E: 0 K: 1 S: 15 H: 3 LOB: 3 BB: 2 P: 28	1B: 6 2B: 1 3B: 0 HR: 1	SF: 0 SAC: 0 DP: 2 HBP: 0						

PITCHER		IP	WLS	BF	H	R	ER	SO	BB	IBB	HBP	BLK	WP	HR	S	P	ERA	WHIP
Neal Heaton, L ERA: 2.89	(1, 1)	6.0	W	20	4	1	1	2	2	0	0	0	0	1	46	67	1.50	1.000
Bill Landrum, R ERA: 1.8	(7, 1)	2.0		12	4	2	2	3	2	0	0	0	0	0	23	41	9.00	3.000
Bob Kipper, L ERA: 5.16	(9, 1)	0.0		1	0	0	0	0	1	0	0	0	0	0	2	6	∞	∞
Stan Belinda, R ERA: 3.31	(9, 1)	1.0	S	3	0	0	0	1	0	0	0	0	0	0	7	8	0.00	0.000

PITCHER	IP	WLS	BF	H	R	ER	SO	BB	IBB	HBP	BLK	WP	HR	S	P	ERA	WHIP

BOTTOM

Pittsburgh Pirates @ Montreal Expos

Olympic Stadium, Montreal, QB

Sun Jun 24 1990, 3:33 AM EDT

Att. 41,054 - Dome

livebaseballscorecards.com

AB	31
R	3
H	8
RBI	3
BB	5
SO	6
LOB	18

WP: 0	PB: 0	SB: 1	CS: 2
PA: 36			

Montreal Expos @ Chicago Cubs

Wrigley Field, Chicago, IL

Mon Jun 25 1990, 7:05 PM CDT

Att. 32,231 - Unknown - 75 F

livebaseballscorecards.com

Batter	1	2	3	4	5	6	7	8	9	AB	R	H	RBI	BB	SO	LOB
Dave Martinez, L (1, 8) OBP: 0.344, SLG: 0.486	K		P8		G4-3		P6	F8		5	0	0	0	0	1	2
Spike Owen, S (1, 6) OBP: 0.356, SLG: 0.377	F8		P2		E3 CS		1B 1B BB	WP BB BB		3	1	0	0	2	0	0
Larry Walker, L (1, 9) OBP: 0.344, SLG: 0.426	1B BB		2B		1B BB		1B 1B	1B WP BB		2	1	2	1	3	0	0
Andres Galarraga, R (1, 3) OBP: 0.315, SLG: 0.375	1B		K		1B		F8	K		5	0	2	0	0	2	5
Tim Wallach, R (1, 5) OBP: 0.361, SLG: 0.532	G4-3			G4-3 HR 2B	F8		2B 1B		F7	5	2	2	2	0	0	4
Mike Aldrete, L (1, 7) OBP: 0.371, SLG: 0.254		G4-3		G4-3		F8	1B 2B		F9	4	1	1	1	0	0	1
Bill Sampen, R (7, 1)										1	0	0	0	0	0	0
Nelson Santovenia, R (1, 2) OBP: 0.258, SLG: 0.364		F8		HR		G6-3	2B 1B		K	5	1	2	3	0	1	0
Tom Foley, L (1, 4) OBP: 0.317, SLG: 0.302		BB		K		P7	K			3	0	0	0	1	2	1
Mark Gardner, R (1, 1) OBP: 0.120, SLG: 0.160		F7		K			BB 1B BB	BB 2B		2	0	0	0	0	1	1
Jerry Goff, L (7, PH) OBP: 0.304, SLG: 0.158										0	1	0	0	1	0	0
Otis Nixon, S (7, 7) OBP: 0.338, SLG: 0.298										1	0	1	0	0	0	0

TOP

AB	36
R	7
H	10
RBI	7
BB	7
SO	7
LOB	14

Inning Stats	1	2	3	4	5	6	7	8	9
	R: 0 H: 1 E: 0 LOB: 2 K: 1 BB: 1 S: 15 P: 25	R: 0 H: 0 E: 0 LOB: 1 K: 0 BB: 1 S: 8 P: 14	R: 0 H: 1 E: 0 LOB: 1 K: 1 BB: 0 S: 13 P: 22	R: 2 H: 2 E: 0 LOB: 0 K: 2 BB: 0 S: 11 P: 17	R: 0 H: 1 E: 1 LOB: 2 K: 0 BB: 1 S: 9 P: 19	R: 0 H: 0 E: 0 LOB: 0 K: 0 BB: 0 S: 6 P: 10	R: 5 H: 4 E: 0 LOB: 1 K: 1 BB: 2 S: 15 P: 28	R: 0 H: 1 E: 0 LOB: 2 K: 1 BB: 2 S: 15 P: 29	R: 0 H: 0 E: 0 LOB: 0 K: 1 BB: 0 S: 6 P: 10

| | | | | | | | | | |

Montreal Expos @ Chicago Cubs

Wrigley Field, Chicago, IL

Mon Jun 25 1990, 7:05 PM CDT

Att. 32,231 - Unknown - 75 F

livebaseballscorecards.com

BOTTOM

Batter	1	2	3	4	5	6	7	8	9	AB	R	H	RBI	BB	SO	LOB
Dwight Smith, L (1, 7) OBP: 0.339, SLG: 0.398	B S S S 1-3 K ①		B C B X 2-1 SF8 ① 3-H		C S B B B F X 3-2 HR			X 0-0 G3 ①		3	1	1	2	0	1	0
23 Ryne Sandberg, R (1, 4) OBP: 0.387, SLG: 0.615	C X 0-1 G5-3 ②		B B X 2-0 L7 ②		X 0-0 P5 ③			B B F F S 2-3 K ②		4	0	0	0	0	1	1
Mark Grace, L (1, 3) OBP: 0.341, SLG: 0.352 Joe Kraemer, L (9, 1)	S B B B X 3-1 1B		X 0-0 F7 ③			X 0-0 G3 ①		C C X 0-2 F8 ③		4	0	1	0	0	0	1
										0	0	0	0	0	0	0
Andre Dawson, R (1, 9) OBP: 0.381, SLG: 0.625	B B 1 SAFE B C F F S 3-3 K ③			X 0-0 P9 ①		C B X 1-1 G3-1 ②			B F X 1-1 1B 1B	4	0	1	0	0	1	1
Marvell Wynne, L (1, 8) OBP: 0.216, SLG: 0.309		B B F F X 2-2 G4-3 ①		B B B C B 4-1 G3 S BB		B C B X 2-1 HR			X 0-0 P6 ①	3	1	1	1	1	0	1
Curtis Wilkerson, S (1, 5) OBP: 0.275, SLG: 0.284 Paul Assenmacher, L (7, 1) Les Lancaster, R (7, 1) OBP: 0.143, SLG: 0.077 Hector Villanueva, R (9, 3) OBP: 0.341, SLG: 0.650		F S B B C 2-3 K ②		F 1 SAFE P 1 SAFE B 1 SAFE S F B 3-2 X G3 ② 1-3		B F F F B B X 3-2 F8 ③			F C X 0-2 F8 ②	3	0	0	0	0	1	1
										0	0	0	0	0	0	0
										0	0	0	0	0	0	0
										1	0	0	0	0	0	1
Shawon Dunston, R (1, 6) OBP: 0.306, SLG: 0.470		B S F B X 2-2 F7 ③		C B F X 1-2 G6-3 ③			B S B X 2-1 F8 ①		F S B X 1-2 1B	4	0	1	0	0	0	1
Joe Girardi, R (1, 2) OBP: 0.300, SLG: 0.375 Gary Varsho, L (9, PH) OBP: 0.167, SLG: 0.167			B C C B F X 2-2 1B SF8 1B		X 0-0 F8 ①		X 0-0 F8 ②		X 0-0 F8 ③	3	1	1	0	0	0	0
										1	0	0	0	0	0	2
Shawn Boskie, R (1, 1) OBP: 0.278, SLG: 0.389 Domingo Ramos, R (7, 5) OBP: 0.307, SLG: 0.306			1 SAFE L B L X 1-2 1B 1B		C B B S S 2-3 K ②		F B F S 1-3 K ③			2	0	1	0	0	1	0
										1	0	0	0	0	1	0

	AB	33
	R	3
	H	7
	RBI	3
	BB	1
	SO	6
	LOB	9

Inning Stats	1	2	3	4	5	6	7	8	9
	R: 0 H: 1 E: 0 LOB: 1 K: 2 BB: 0 S: 11 P: 18	R: 0 H: 0 E: 0 LOB: 0 K: 1 BB: 0 S: 9 P: 15	R: 1 H: 2 E: 0 LOB: 1 K: 0 BB: 0 S: 11 P: 18	R: 0 H: 0 E: 0 LOB: 1 K: 0 BB: 1 S: 10 P: 17	R: 1 H: 1 E: 0 LOB: 0 K: 1 BB: 0 S: 9 P: 14	R: 1 H: 1 E: 0 LOB: 0 K: 0 BB: 0 S: 8 P: 14	R: 0 H: 0 E: 0 LOB: 0 K: 1 BB: 0 S: 6 P: 9	R: 0 H: 0 E: 0 LOB: 0 K: 1 BB: 0 S: 7 P: 9	R: 0 H: 2 E: 0 LOB: 2 K: 0 BB: 0 S: 10 P: 12

	1B: 5	SF: 1	WP: 0	PA: 35
	2B: 0	SAC: 0	PB: 0	
	3B: 0	DP: 0	SB: 1	
	HR: 2	HBP: 0	CS: 0	

PITCHER		IP	WLS	BF	H	R	ER	SO	BB	IBB	HBP	BLK	WP	HR	S	P	ERA	WHIP
Mark Gardner, R ERA: 2.36	(1, 1)	6.0	W	24	5	3	3	4	1	0	0	0	0	2	58	96	4.50	1.000
Bill Sampen, R ERA: 1.65	(7, 1)	3.0	S	11	2	0	0	2	0	0	0	0	0	0	23	30	0.00	0.667

PITCHER	IP	WLS	BF	H	R	ER	SO	BB	IBB	HBP	BLK	WP	HR	S	P	ERA	WHIP

Batter	1	2	3	4	5	6	7	8	9	AB	R	H	RBI	BB	SO	LOB
Dave Martinez, L (1, 8) OBP: 0.343, SLG: 0.477	C B B B X 3-1 G4-3 ①	C B F C 1-3 K ③			X 0-0 G4-3 ①	B B B I 4-0 BB 1B IBB	S B X 1-1 BB 1-3 2-H 1B		C B X 1-1 L9 ①	5	1	1	1	1	1	3
Spike Owen, S (1, 6) OBP: 0.359, SLG: 0.372	B X 1-0 F7 ②		X 0-0 G4-3 ①		B B B B 4-0 2B BB	C B B B B 4-1 1B 1-2 2-3 3-H BB	B 1 SAFE B B C B B 4-1 1-2 BB		F C C 0-3 K ②	3	0	0	1	3	1	0
Larry Walker, L (1, 9) OBP: 0.348, SLG: 0.431	S B B B B 4-1 BB	F B S B S 2-3 K ②			B S B X 2-1 1-3 2B	X 0-0 1-3 2-H 3-H 1B	S X 0-1 P2 ③		C B B F F X 2-2 G3-1 ③	5	0	2	2	1	1	3
Andres Galarraga, R (1, 3) OBP: 0.310, SLG: 0.368	B B X 2-0 G5-3 ③	F C F F C 0-3 K ③			S X 0-1 L5 ②	F F C 0-3 K ③		B F F B B S 3-3 K ①		5	0	0	0	0	3	5
Tim Wallach, R (1, 5) OBP: 0.361, SLG: 0.529		C X 0-1 2B 1B		X 0-0 L9 ①	C B C C X 1-2 P3 ③		B X 1-0 FC4-6 1B	X 0-0 P9 ②		5	0	2	0	0	0	2
Mike Aldrete, L (1, 7) OBP: 0.376, SLG: 0.270 Otis Nixon, S (7, PR) OBP: 0.348, SLG: 0.298 (7, 7)		C 1 SAFE B X 1-1 1-3 2B		B B B C B 4-1 1B BB		X 0-0 G4-3 ①	B X 1-0 FC4-6 ① 1-2f 1B SF7	C B B B B 4-1 1B BB		3	0	1	0	1	0	1
										0	1	0	0	1	0	0
Mike Fitzgerald, R (1, 2) OBP: 0.382, SLG: 0.449		C B B C C 2-3 K ①		C B F X 1-2 1-2 1B		B B C B F F B 4-2 1B BB BB	F C X 0-2 1-3 SF7 1B	1 SAFE 1 SAFE B B X 2-0 1-3 1B		4	2	3	0	1	1	2
Tom Foley, L (1, 4) OBP: 0.333, SLG: 0.309 Junior Noboa, R (7, PH) OBP: 0.247, SLG: 0.280 (7, 4)		I I I I 4-0 IBB		B S X 1-1 F8 ②		X 0-0 BB SH1-3 1B 1-3 1B	F 1 SAFE X 0-1 SF7 ② 1-2 3-H	C X 0-1 G4-3 ③		2	1	1	0	1	0	2
										1	0	0	1	0	0	2
Oil Can Boyd, R (1, 1) OBP: 0.071, SLG: 0.071 Rolando Roomes, R (7, PH) OBP: 0.231, SLG: 0.313 Dave Schmidt, R (7, 1) Jerry Goff, L (9, PH) OBP: 0.333, SLG: 0.350 Steve Frey, R (9, 1)		F B F S 1-3 K ②		F S C 0-3 K ③		X 0-0 SH1-3 ② 1-2	I I I I 4-0 1B IBB		B C B F B X 3-2 HR	2	0	0	0	0	2	5
										0	0	0	0	1	0	0
										0	0	0	0	0	0	0
										1	1	1	1	0	0	0
										0	0	0	0	0	0	0
Inning Stats	R: 0 E: 0 K: 0 S: 5 H: 0 LOB: 1 BB: 1 P: 15	R: 0 E: 0 K: 3 S: 13 H: 2 LOB: 3 BB: 1 P: 22	R: 0 E: 0 K: 2 S: 9 H: 0 LOB: 0 BB: 0 P: 11	R: 0 E: 0 K: 1 S: 10 H: 1 LOB: 2 BB: 1 P: 16	R: 0 E: 0 K: 0 S: 8 H: 1 LOB: 2 BB: 1 P: 15	R: 3 E: 0 K: 1 S: 11 H: 2 LOB: 2 BB: 3 P: 23	R: 2 E: 0 K: 0 S: 12 H: 3 LOB: 3 BB: 2 P: 23	R: 0 E: 0 K: 1 S: 8 H: 1 LOB: 2 BB: 1 P: 17	R: 1 E: 0 K: 1 S: 12 H: 1 LOB: 0 BB: 0 P: 18	1B: 8 2B: 2 3B: 0 HR: 1		SF: 1 SAC: 1 DP: 0 HBP: 0				

Montreal Expos @ Chicago Cubs

Wrigley Field, Chicago, IL

Tue Jun 26 1990, 3:33 AM CDT

Att. 31,676 - Sunny - 76 F

TOP

livebaseballscorecards.com

AB	36
R	6
H	11
RBI	6
BB	10
SO	9
LOB	25

PITCHER		IP	WLS	BF	H	R	ER	SO	BB	IBB	HBP	BLK	WP	HR	S	P	ERA	WHIP
Greg Maddux, R ERA: 4.15	(1, 1)	6.1		34	8	5	5	7	5	2	0	0	0	0	61	109	7.11	2.053
Paul Assenmacher, L ERA: 3.35	(7, 1)	0.2		5	1	0	0	0	1	1	0	0	0	0	7	16	0.00	3.000
Les Lancaster, R ERA: 5.15	(8, 1)	1.0	L	6	2	1	1	1	1	0	0	0	0	1	11	23	9.00	3.000
Steve Wilson, L ERA: 5.31	(9, 1)	1.0		3	0	0	0	1	0	0	0	0	0	0	9	12	0.00	0.000

PITCHER	IP	WLS	BF	H	R	ER	SO	BB	IBB	HBP	BLK	WP	HR	S	P	ERA	WHIP

WP: 0	PA: 48		
PB: 0			
SB: 0			
CS: 0			

Batter	1	2	3	4	5	6	7	8	9	AB	R	H	RBI	BB	SO	LOB
Dwight Smith, L (1, 7) OBP: 0.337, SLG: 0.394	G6-3		FC5-4 1B		L9		FC3-6 2B		L8	4	1	1	0	0	0	1
(8, 9)																
Luis Salazar, R (9, PH) OBP: 0.315, SLG: 0.366										1	0	0	0	0	0	0
23 Ryne Sandberg, R (1, 4) OBP: 0.388, SLG: 0.621	F8		FC5-4 S			HR	1B		G5-3	5	2	2	1	0	0	2
Mark Grace, L (1, 3) OBP: 0.339, SLG: 0.353	K		K			G6-3	2B		G3	5	0	1	2	0	2	2
Andre Dawson, R (1, 9) OBP: 0.383, SLG: 0.639		G5-4-3 2B		G5-3		HR	P3			4	1	2	1	0	0	1
Les Lancaster, R (8, 1) OBP: 0.143, SLG: 0.077										0	0	0	0	0	0	0
Steve Wilson, L (9, 1) OBP: 0.125, SLG: 0.125										0	0	0	0	0	0	0
Lloyd McClendon, R (9, 7) OBP: 0.250, SLG: 0.229										0	0	0	0	0	0	0
Marvell Wynne, L (1, 8) OBP: 0.226, SLG: 0.309		G5-4-3 BB		F7		P6		SH1-4 2B 1B		3	1	1	0	1	0	0
Hector Villanueva, R (1, 2) OBP: 0.362, SLG: 0.651		G5-4-3		1B		WP 1B		SH1-4		3	0	2	0	0	0	2
Doug Dascenzo, S (6, PR) OBP: 0.262, SLG: 0.322										0	0	0	0	0	0	0
Joe Girardi, R (7, 2) OBP: 0.300, SLG: 0.375										0	0	0	0	0	0	0
Shawon Dunston, R (1, 6) OBP: 0.305, SLG: 0.471	G3-1			F9		P5		F8 2B		4	0	1	1	0	0	3
Curtis Wilkerson, S (1, 5) OBP: 0.266, SLG: 0.275			F7		F8		P8	F8		4	0	0	0	0	0	1
Greg Maddux, R (1, 1) OBP: 0.118, SLG: 0.091					L9		FC3-6 1B	P6		2	0	1	0	0	0	0
Paul Assenmacher, L (7, 1)										0	0	0	0	0	0	0
Gary Varsho, L (7, PH) OBP: 0.250, SLG: 0.250			FC5-4 1B							2	0	1	0	0	0	1
(8, 7)																
Inning Stats	R: 0 E: 0 K: 1 S: 8 H: 0 LOB: 0 BB: 0 P: 11	R: 0 E: 0 K: 0 S: 9 H: 1 LOB: 1 BB: 1 P: 14	R: 0 E: 0 K: 1 S: 10 H: 2 LOB: 2 BB: 0 P: 14	R: 0 E: 0 K: 0 S: 10 H: 1 LOB: 1 BB: 0 P: 15	R: 0 E: 0 K: 0 S: 6 H: 0 LOB: 0 BB: 0 P: 6	R: 2 E: 0 K: 0 S: 9 H: 3 LOB: 2 BB: 0 P: 16	R: 2 E: 0 K: 0 S: 8 H: 3 LOB: 1 BB: 0 P: 12	R: 1 E: 0 K: 0 S: 10 H: 2 LOB: 1 BB: 0 P: 12	R: 0 E: 0 K: 0 S: 5 H: 0 LOB: 0 BB: 0 P: 10	1B: 7 2B: 3 3B: 0 HR: 2 SF: 0 SAC: 1 DP: 1 HBP: 0							

PITCHER		IP	WLS	BF	H	R	ER	SO	BB	IBB	HBP	BLK	WP	HR	S	P	ERA	WHIP
Oil Can Boyd, R ERA: 3.44	(1, 1)	6.0		25	7	2	2	2	1	0	0	0	1	2	52	76	3.00	1.333
Dave Schmidt, R ERA: 3.55	(7, 1)	2.0	W	11	5	3	3	0	0	0	0	0	0	0	18	24	13.50	2.500
Steve Frey, L ERA: 4.91	(9, 1)	1.0	S	3	0	0	0	0	0	0	0	0	0	0	5	10	0.00	0.000

PITCHER	IP	WLS	BF	H	R	ER	SO	BB	IBB	HBP	BLK	WP	HR	S	P	ERA	WHIP

BOTTOM

Montreal Expos @ Chicago Cubs

Wrigley Field, Chicago, IL

Tue Jun 26 1990, 3:33 AM CDT

Att. 31,676 - Sunny - 76 F

livebaseballscorecards.com

AB	37
R	5
H	12
RBI	5
BB	1
SO	2
LOB	13

Montreal Expos @ Chicago Cubs

Wrigley Field, Chicago, IL

Wed Jun 27 1990, 3:33 AM CDT

Att. 32,830 - Overcast

TOP

livebaseballscorecards.com

Batter	1	2	3	4	5	6	7	8	9	AB	R	H	RBI	BB	SO	LOB
Dave Martinez, L (1, 8) OBP: 0.345, SLG: 0.475	FC4 1B	G3			G6-3 1B		L7		F7	5	0	2	0	0	0	3
Spike Owen, S (1, 6) OBP: 0.354, SLG: 0.365	K		G4-3		G6-3		G3			4	0	0	1	0	1	3
Larry Walker, L (1, 9) OBP: 0.346, SLG: 0.444	FC4		F9		G3-1			HR		4	1	1	1	0	0	2
Tim Wallach, R (1, 5) OBP: 0.357, SLG: 0.522	F8		F8			G5-3		K		4	0	0	0	0	1	1
Mike Aldrete, L (1, 7) OBP: 0.392, SLG: 0.286		1B BB		G6-3		1B		1B		3	1	2	0	1	0	0
Mike Fitzgerald, R (1, 2) OBP: 0.373, SLG: 0.436		F9		K		F9		F7		4	0	0	0	0	1	3
Jerry Goff, L (1, 3) OBP: 0.333, SLG: 0.348		SH1-4 1B		K		F8		SAFE F9		3	0	1	0	0	1	1
Andres Galarraga, R (8, PH) OBP: 0.309, SLG: 0.367 (8, 3)										1	0	0	0	0	0	1
Tom Foley, L (1, 4) OBP: 0.348, SLG: 0.328		SH1-4 1B			G6-3 1B		G3		F9	3	1	2	1	0	0	0
Junior Noboa, R (9, PH) OBP: 0.244, SLG: 0.276										1	0	0	0	0	0	0
Kevin Gross, R (1, 1) OBP: 0.194, SLG: 0.371		SH1-4			K				K	1	0	0	0	0	1	1
Drew Hall, L (5, 1)										0	0	0	0	0	0	0
Eric Bullock, L (7, PH) OBP: 1.000, SLG: 1.000										1	0	1	0	0	0	0
Bill Sampen, R (7, 1)										0	0	0	0	0	0	0
Dale Mohorcic, R (7, 1)										0	0	0	0	0	0	0
Wallace Johnson, S (9, PH) OBP: 0.326, SLG: 0.306										1	0	0	0	0	1	0

	AB	35
	R	3
	H	9
	RBI	3
	BB	1
	SO	6
	LOB	15

Inning Stats	1	2	3	4	5	6	7	8	9
	R: 0 E: 0 K: 1 S: 14	H: 1 LOB: 1 BB: 0 P: 22	R: 1 E: 0 K: 0 S: 12	H: 2 LOB: 2 BB: 1 P: 20	R: 0 E: 0 K: 0 S: 3	H: 0 LOB: 0 BB: 0 P: 4	R: 0 E: 0 K: 2 S: 9	H: 0 LOB: 0 BB: 0 P: 13	R: 1 E: 0 K: 1 S: 14	H: 2 LOB: 1 BB: 0 P: 22	R: 0 E: 0 K: 0 S: 12	H: 1 LOB: 1 BB: 0 P: 16	R: 0 E: 0 K: 0 S: 7	H: 1 LOB: 1 BB: 0 P: 11	R: 1 E: 0 K: 1 S: 15	H: 2 LOB: 1 BB: 0 P: 23	R: 0 E: 0 K: 1 S: 5	H: 0 LOB: 0 BB: 0 P: 8

1B: 8	SF: 0	WP: 0	PA: 37
2B: 0	SAC: 1	PB: 0	
3B: 0	DP: 0	SB: 0	
HR: 1	HBP: 0	CS: 0	

PITCHER		IP	WLS	BF	H	R	ER	SO	BB	IBB	HBP	BLK	WP	HR	S	P	ERA	WHIP
Jeff Pico, R ERA: 4.91	(1, 1)	7.2	W	33	9	3	3	5	1	0	0	0	0	1	81	123	3.52	1.304
Steve Wilson, L ERA: 5.2	(8, 1)	1.1	S	4	0	0	0	1	0	0	0	0	0	0	10	16	0.00	0.000

PITCHER		IP	WLS	BF	H	R	ER	SO	BB	IBB	HBP	BLK	WP	HR	S	P	ERA	WHIP

Montreal Expos @ Chicago Cubs

Wrigley Field, Chicago, IL

Wed Jun 27 1990, 3:33 AM CDT

Att. 32,830 - Overcast

livebaseballscorecards.com

BOTTOM

Batter	1	2	3	4	5	6	7	8	9	AB	R	H	RBI	BB	SO	LOB
Dwight Smith, L (1, 7) OBP: 0.337, SLG: 0.390 Doug Dascenzo, S (6, PH) OBP: 0.258, SLG: 0.317 (7, 7)	X 0-0 G6-3 ①	C B F B B F B 4-2 23 1B 23 E BB		C C X 0-2 P4 ①		B B X 2-0 G5-3 ③				2 0 0 0 1 0 0 1 0 0 0 0 0 0						
23 Ryne Sandberg, R (1, 4) OBP: 0.392, SLG: 0.643	B B X 2-0 HR	1 SAFE B C F 1 SAFE 1 SAFE P 1 SAFE F 2-2 X ② 1-3 1B		C X 0-1 G5-3 ②			B B S B F F X 3-2 HR			4 3 3 2 0 0 0						
Mark Grace, L (1, 3) OBP: 0.344, SLG: 0.360	B B F X 2-1 1B 2B	B X 1-0 1B 2B 2-H 1B		B C B B X 3-1 E4			B C B B B 4-1 CS BB			3 2 2 1 1 0 0						
Andre Dawson, R (1, 9) OBP: 0.385, SLG: 0.637	B B B X 3-0 E 2-H 1B	S X 0-1 1-3 2B 1B		C 1 SAFE X 0-1 P6 ③			X 0-0 F7 ①			4 0 2 1 0 0 2						
Marvell Wynne, L (1, 8) OBP: 0.236, SLG: 0.327	B X 1-0 E7 1-3 1B	F X 0-1 1-H 3-H 2B ③			B C X 1-1 G6-3 ①		B S B B X 3-1 1-2 P5 ②③			4 0 2 1 0 0 1						
Hector Villanueva, R (1, 2) OBP: 0.333, SLG: 0.596	B C B C F X 2-2 F8 ②		C B C C X 1-2 F9 ①		B X 1-0 G1-6-3 ②			C B B S B F F F F 3-2 X F8 ①		4 0 0 0 0 0 2						
Shawon Dunston, R (1, 6) OBP: 0.308, SLG: 0.467	H 1-0 HBP		C B F B S 2-3 K ②		F C B S 1-3 K ③			B F B B B 4-1 BB		2 0 0 0 1 2 0						
Curtis Wilkerson, S (1, 5) OBP: 0.264, SLG: 0.273 Domingo Ramos, R (3, 5) OBP: 0.308, SLG: 0.307	C B F B F F B S 3-3 K ③		C B X 1-1 FC6-4 1B			C X 0-1 F9 ①		1 SAFE 1 SAFE B 1 SAFE C F 1 SAFE F C 1-3 K ②		1 0 0 0 0 1 3 3 0 1 0 0 1 1						
Jeff Pico, R (1, 1) OBP: 0.375, SLG: 0.286 Steve Wilson, L (8, 1) OBP: 0.118, SLG: 0.118		X 0-0 F8 ①	X 0-0 FC6-4 1-2f ③			C B C B S 2-3 K ②		X 0-0 F7 ③		3 0 0 0 0 1 1 1 0 0 0 0 0 1						
Inning Stats	R: 2 E: 1 K: 1 S: 15 H: 4 LOB: 3 BB: 0 P: 29	R: 2 E: 1 K: 0 S: 14 H: 4 LOB: 2 BB: 1 P: 20	R: 0 E: 0 K: 1 S: 9 H: 1 LOB: 1 BB: 0 P: 13	R: 0 E: 1 K: 0 S: 9 H: 0 LOB: 1 BB: 0 P: 12	R: 0 E: 0 K: 1 S: 6 H: 0 LOB: 0 BB: 0 P: 9	R: 0 E: 0 K: 1 S: 6 H: 0 LOB: 0 BB: 0 P: 10	R: 1 E: 0 K: 0 S: 8 H: 1 LOB: 0 BB: 1 P: 18	R: 0 E: 0 K: 1 S: 13 H: 0 LOB: 1 BB: 1 P: 21		1B: 6 2B: 2 3B: 0 HR: 2	SF: 0 SAC: 0 DP: 0 HBP: 1		WP: 0 PB: 0 SB: 0 CS: 1	PA: 36			

	AB	32
	R	5
	H	10
	RBI	5
	BB	3
	SO	5
	LOB	11

PITCHER		IP	WLS	BF	H	R	ER	SO	BB	IBB	HBP	BLK	WP	HR	S	P	ERA	WHIP
Kevin Gross, R ERA: 3.62	(1, 1)	4.0	L	22	9	4	4	2	1	0	1	0	0	1	47	74	9.00	2.500
Drew Hall, L ERA: 3.77	(5, 1)	2.0		6	0	0	0	2	0	0	0	0	0	0	12	19	0.00	0.000
Bill Sampen, R ERA: 1.85	(7, 1)	0.0		2	1	1	1	0	1	0	0	0	0	1	5	12	∞	∞
Dale Mohorcic, R ERA: 2.79	(7, 1)	2.0		6	0	0	0	1	1	0	0	0	0	0	16	27	0.00	0.500

PITCHER	IP	WLS	BF	H	R	ER	SO	BB	IBB	HBP	BLK	WP	HR	S	P	ERA	WHIP

Batter	1	2	3	4	5	6	7	8	9	AB	R	H	RBI	BB	SO	LOB
Dave Martinez, L (1, 8) OBP: 0.337, SLG: 0.463	4-3		CS 1-2	E3 G3	6-3			K 1-2		4	0	0	0	0	1	3
Spike Owen, S (1, 6) OBP: 0.352, SLG: 0.376	K			P6		F9		HR		4	1	1	1	0	1	1
Larry Walker, L (1, 9) OBP: 0.340, SLG: 0.434	P6			G3 1-2		L3		P6		4	0	0	0	0	0	1
Bill Sampen, R (8, 1)										0	0	0	0	0	0	0
Tim Wallach, R (1, 5) OBP: 0.355, SLG: 0.518		K		K		P3			FC1-6 1B	4	0	1	0	0	2	1
Mike Aldrete, L (1, 7) OBP: 0.386, SLG: 0.275		F7			E 1B BB		K		FC1-6 WP 1-2f	3	1	0	0	1	1	1
Mike Fitzgerald, R (1, 2) OBP: 0.372, SLG: 0.430		K			K 1-3		S BB		K 1-2	2	0	0	0	1	2	1
Otis Nixon, S (7, PR) OBP: 0.348, SLG: 0.298										0	0	0	0	0	0	0
Nelson Santovenia, R (7, 2) OBP: 0.256, SLG: 0.361										1	0	0	0	0	1	1
Jerry Goff, L (1, 3) OBP: 0.345, SLG: 0.333			G3		1B BB		K		FC6-4 IBB	1	0	0	0	1	0	0
Andres Galarraga, R (7, PH) OBP: 0.310, SLG: 0.365										1	0	0	0	1	1	1
(7, 3)																
Tom Foley, L (1, 4) OBP: 0.368, SLG: 0.350			CS 1B		1-3 3-H 1B		1-3 1-2		FC6-4 1-2f	2	0	2	1	0	0	0
Wallace Johnson, S (7, PH) OBP: 0.318, SLG: 0.297										1	0	0	0	0	0	1
Junior Noboa, R (7, 4) OBP: 0.241, SLG: 0.273										1	0	0	0	0	0	2
Zane Smith, L (1, 1) OBP: 0.240, SLG: 0.360			K		K			CS 1B		2	0	0	0	0	2	3
Dale Mohorcic, R (7, 1)										0	0	0	0	0	0	0
Rolando Roomes, R (8, PH) OBP: 0.242, SLG: 0.323										1	0	1	0	0	0	0
(8, 9)																
Inning Stats	R: 0 E: 0 K: 1 S: 5 H: 0 LOB: 0 BB: 0 P: 5	R: 0 E: 0 K: 2 S: 7 H: 0 LOB: 0 BB: 0 P: 7	R: 0 E: 0 K: 1 S: 5 H: 1 LOB: 0 BB: 0 P: 5	R: 0 E: 1 K: 1 S: 6 H: 0 LOB: 1 BB: 0 P: 6	R: 1 E: 1 K: 2 S: 8 H: 1 LOB: 2 BB: 2 P: 16	R: 0 E: 0 K: 0 S: 3 H: 0 LOB: 0 BB: 0 P: 3	R: 0 E: 0 K: 2 S: 7 H: 0 LOB: 2 BB: 1 P: 11	R: 1 E: 0 K: 1 S: 6 H: 2 LOB: 0 BB: 0 P: 6	R: 0 E: 0 K: 1 S: 6 H: 1 LOB: 2 BB: 1 P: 10	1B: 4 2B: 0 3B: 0 HR: 1	SF: 0 SAC: 0 DP: 0 HBP: 0						

TOP

Montreal Expos @ Chicago Cubs

Wrigley Field, Chicago, IL

Thu Jun 28 1990, 3:33 AM CDT

Att. 31,974 - Unknown - 75 F

livebaseballscorecards.com

AB	31
R	2
H	5
RBI	2
BB	4
SO	11
LOB	16

WP: 1 PB: 0 SB: 1 CS: 2 PA: 36

PITCHER		IP	WLS	BF	H	R	ER	SO	BB	IBB	HBP	BLK	WP	HR	S	P	ERA	WHIP
Mike Bielecki, R ERA: 5.13	(1, 1)	6.1		24	2	1	1	8	3	0	0	0	0	0	37	49	1.42	0.789
Paul Assenmacher, L ERA: 3.42	(7, 1)	1.2		6	2	1	1	2	0	0	0	0	0	1	10	10	5.40	1.200
Les Lancaster, R ERA: 5.07	(9, 1)	1.0	W	5	1	0	0	1	0	1	0	0	1	0	6	10	0.00	1.000

PITCHER		IP	WLS	BF	H	R	ER	SO	BB	IBB	HBP	BLK	WP	HR	S	P	ERA	WHIP

Batter	1	2	3	4	5	6	7	8	9	AB	R	H	RBI	BB	SO	LOB
Doug Dascenzo, S (1, 8) OBP: 0.257, SLG: 0.328	L6		6-3		2B (2-H)		F8			4	0	1	1	0	0	1
23 Ryne Sandberg, R (1, 4) OBP: 0.393, SLG: 0.639	K		BB		IBB (FC6)			K		2	0	0	0	2	2	0
Mark Grace, L (1, 3) OBP: 0.343, SLG: 0.356	BB		F8		FC6 (1-2f)			4-3		3	0	0	0	1	0	3
Andre Dawson, R (1, 9) OBP: 0.379, SLG: 0.627	F9			F9		5-3		K		4	0	0	0	0	1	1
Luis Salazar, R (1, 7) OBP: 0.320, SLG: 0.391 Gary Varsho, L (9, PR) OBP: 0.250, SLG: 0.250		HR		6-3		F7			F8 BB 1B (1B)	4 0	1 1	2 0	1 0	0 0	0 0	0 0
Hector Villanueva, R (1, 2) OBP: 0.315, SLG: 0.560 Paul Assenmacher, L (7, 1) Les Lancaster, R (9, 1) OBP: 0.200, SLG: 0.077	6-3		6-3		1-5-3				BB (1B 1-2)	3 0 0	0 0 0	0 0 0	0 0 0	0 0 1	0 0 0	0 0 0
Shawon Dunston, R (1, 6) OBP: 0.304, SLG: 0.460	L4			6-3			K		F8 (2-3)	4	0	0	0	0	1	2
Domingo Ramos, R (1, 5) OBP: 0.308, SLG: 0.308 Marvell Wynne, L (9, PH) OBP: 0.243, SLG: 0.333	4-3			SH1 (2B) 1B			1-2-3		1B (1-2 3-H)	3 1	1 0	1 1	0 1	0 0	0 0	0 0
Mike Bielecki, R (1, 1) OBP: 0.333, SLG: 0.273 Joe Girardi, R (7, 2) OBP: 0.304, SLG: 0.378			4-3	SH1 (1-2)			1B			1 1	0 0	0 1	0 0	0 0	0 0	0 0
Inning Stats	R: 0 H: 0 E: 0 LOB: 1 K: 1 BB: 1 S: 5 P: 9	R: 1 H: 1 E: 0 LOB: 0 K: 0 BB: 0 S: 4 P: 4	R: 0 H: 0 E: 0 LOB: 1 K: 0 BB: 1 S: 3 P: 7	R: 0 H: 0 E: 0 LOB: 0 K: 0 BB: 0 S: 3 P: 3	R: 1 H: 2 E: 0 LOB: 2 K: 0 BB: 1 S: 5 P: 9	R: 0 H: 0 E: 0 LOB: 0 K: 0 BB: 0 S: 3 P: 3	R: 0 H: 1 E: 0 LOB: 1 K: 1 BB: 0 S: 6 P: 6	R: 0 H: 0 E: 0 LOB: 0 K: 2 BB: 0 S: 7 P: 7	R: 1 H: 2 E: 0 LOB: 2 K: 0 BB: 1 S: 3 P: 7	1B: 4 SF: 0 2B: 1 SAC: 1 3B: 0 DP: 0 HR: 1 HBP: 0						

PITCHER		IP	WLS	BF	H	R	ER	SO	BB	IBB	HBP	BLK	WP	HR	S	P	ERA	WHIP
Zane Smith, L ERA: 3.26	(1, 1)	6.2		26	3	2	2	2	2	1	0	0	0	1	27	39	2.70	0.750
Dale Mohorcic, R ERA: 2.7	(7, 1)	0.1		2	1	0	0	0	0	0	0	0	0	0	2	2	0.00	3.000
Bill Sampen, R ERA: 2.0	(8, 1)	1.1	L	7	2	1	1	2	1	0	0	0	0	0	10	14	6.75	2.250

PITCHER	IP	WLS	BF	H	R	ER	SO	BB	IBB	HBP	BLK	WP	HR	S	P	ERA	WHIP

BOTTOM

Montreal Expos @ Chicago Cubs

Wrigley Field, Chicago, IL

Thu Jun 28 1990, 3:33 AM CDT

Att. 31,974 - Unknown - 75 F

livebaseballscorecards.com

AB	30
R	3
H	6
RBI	3
BB	4
SO	4
LOB	7

WP: 0	PA: 35		
PB: 0			
SB: 0			
CS: 0			

Batter	1	2	3	4	5	6	7	8	9	AB	R	H	RBI	BB	SO	LOB
Oddibe McDowell, L (1, 8) OBP: 0.299, SLG: 0.386	C C B C 1-3 ① K		C B S B X 2-2 ③ F9		B B C B B 4-1 BB		B C B S X 2-2 1B 2-H 1B			3	1	1	1	1	1	1
Jeff Treadway, L (1, 4) OBP: 0.333, SLG: 0.441	F B F C 1-3 ② K			X 0-0 G5-3 1B 1B	F X 0-1 ③ G3		X 0-0 2-H 1B			4	1	2	1	0	1	3
Ron Gant, R (1, 7) OBP: 0.364, SLG: 0.588	X 0-0 ③ F9			B B S B 1 SAFE X 3-1 ① G5-3 1-2		C X 0-1 ① F9	B C S X 1-2 ③ P7			4	0	0	0	0	0	2
Jim Presley, R (1, 5) OBP: 0.311, SLG: 0.445 Alexis Infante, R (5, 5) OBP: 0.083, SLG: 0.087		X 0-0 ① P3		C X 0-1 ② G5-3		C C B S 1-3 ② K		B F X 1-1 ① L8		2 2	0 0	0 0	0 0	0 0	0 1	1 0
David Justice, L (1, 3) OBP: 0.352, SLG: 0.433		B X 1-0 ② G4-3		B S S B B F X 3-2 CS 2-H 1B		B B B C X 3-1 HR		C S B B S 2-3 ② K		4	1	2	2	0	1	0
Dale Murphy, R (1, 9) OBP: 0.310, SLG: 0.393		C S B C 1-3 ③ K		S S 0-2 ③ CS 1-2	C B F F X 1-2 ① F7	B S S S 1-3 ③ K		B C C X 1-2 ③ G6-3		4	0	0	0	0	2	0
Greg Olson, R (1, 2) OBP: 0.386, SLG: 0.462			C C S 0-3 ① K		C B B B B 4-1 G5-3 BB BB		S C B B F B B 4-2 L1-3 1B BB		B C C F X 1-2 ① G6-3	2	1	0	0	2	1	0
Jeff Blauser, R (1, 6) OBP: 0.360, SLG: 0.447			X 0-0 BLK 1B		B B 1 SAFE 1 SAFE B C 1 SAFE B 4-1 G5-3 1-2 BB		C C B 1 SAFE X 1-2 ① L1-3 1-2		B B X 2-0 ② P6	3	0	1	0	1	0	1
Tom Glavine, L (1, 1) OBP: 0.182, SLG: 0.194 Lonnie Smith, R (9, PH) OBP: 0.351, SLG: 0.437 Joe Hesketh, R (9, 1)			1 SAFE C B B F B S 3-3 ② K 1-2		F B B F B F F F X 3-2 ② G5-3 1-2 2-3		F C S 0-3 ② K		C B C X 1-2 ③ G1-3	3 1 0	0 0 0	0 0 0	0 0 0	0 0 0	2 0 0	4 0 0
Inning Stats	R: 0 E: 0 K: 2 S: 7 H: 0 LOB: 0 BB: 0 P: 9	R: 0 E: 0 K: 1 S: 5 H: 0 LOB: 0 BB: 0 P: 7	R: 0 E: 0 K: 2 S: 10 H: 1 LOB: 1 BB: 0 P: 15	R: 1 E: 0 K: 0 S: 11 H: 2 LOB: 0 BB: 0 P: 17	R: 0 E: 0 K: 0 S: 15 H: 0 LOB: 3 BB: 3 P: 31	R: 1 E: 0 K: 2 S: 10 H: 1 LOB: 0 BB: 0 P: 15	R: 2 E: 0 K: 1 S: 16 H: 2 LOB: 1 BB: 1 P: 24	R: 0 E: 0 K: 1 S: 8 H: 0 LOB: 0 BB: 0 P: 12	R: 0 E: 0 K: 0 S: 8 H: 0 LOB: 0 BB: 0 P: 12	1B: 5 2B: 0 3B: 0 HR: 1 SF: 0 SAC: 0 DP: 0 HBP: 0						

PITCHER		IP	WLS	BF	H	R	ER	SO	BB	IBB	HBP	BLK	WP	HR	S	P	ERA	WHIP
Dennis Martinez, R ERA: 2.66	(1, 1)	7.0	L	30	6	4	4	8	4	0	0	1	0	1	74	118	5.14	1.429
Drew Hall, L ERA: 3.61	(8, 1)	2.0		6	0	0	0	1	0	0	0	0	0	0	16	24	0.00	0.000

PITCHER	IP	WLS	BF	H	R	ER	SO	BB	IBB	HBP	BLK	WP	HR	S	P	ERA	WHIP

TOP

Atlanta Braves @ Montreal Expos

Olympic Stadium, Montreal, QB

Fri Jun 29 1990, 7:05 PM EDT

Att. 14,210 - Dome

livebaseballscorecards.com

AB	32
R	4
H	6
RBI	4
BB	4
SO	9
LOB	12

1B: 5	SF: 0	WP: 0	PA: 37
2B: 0	SAC: 0	PB: 0	
3B: 0	DP: 0	SB: 0	
HR: 1	HBP: 0	CS: 1	

Atlanta Braves @ Montreal Expos

Olympic Stadium, Montreal, QB

Fri Jun 29 1990, 7:05 PM EDT

Att. 14,210 - Dome

livebaseballscorecards.com

BOTTOM

Batter	1	2	3	4	5	6	7	8	9	AB	R	H	RBI	BB	SO	LOB
Spike Owen, S (1, 6) OBP: 0.351, SLG: 0.371	B C F B X 2-2 G4-3 ①		B 1 SAFE B F 1 SAFE B B 4-1 1B 1-2 BB		C S B X 1-2 G4-3 ①		B X 1-0 F8 ②			3	0	0	0	1	0	0
Junior Noboa, R (1, 4) OBP: 0.241, SLG: 0.272	B X 1-0 G4-3 ②		F F F F F B X 1-2 1-2 2-3 1B		B C B X 2-1 G6-3 ②		B X 1-0 G6-3 ③			4	0	1	0	0	0	0
Larry Walker, L (1, 9) OBP: 0.338, SLG: 0.446	B F F S 1-3 K ③		S X 0-1 G3-1 ③		B C B B X 3-1 G3-1 ③			F X 0-1 HR		4	1	1	1	0	1	3
Andres Galarraga, R (1, 3) OBP: 0.309, SLG: 0.367		F B X 1-1 F8 ①		F F B F X 1-2 G6-3 ①		F B B X 2-1 SH5-4 2B		B X 1-0 G4-3 ①		4	0	1	0	0	0	0
Tim Wallach, R (1, 5) OBP: 0.357, SLG: 0.527		C X 0-1 G6-3 ②		X 0-0 HR		F S B B B F F B B 4-2 SH5-4 BB		C C S 0-3 K ②		3	1	1	1	1	1	0
Mike Fitzgerald, R (1, 2) OBP: 0.371, SLG: 0.428		B B X 2-0 G4-3 ③		C C F B X 1-2 E 1B		X 0-0 SH5-4 ① 1-2 2-3		X 0-0 G4-3 ③		3	0	1	0	0	0	0
Rolando Roomes, R (1, 7) OBP: 0.229, SLG: 0.304			B B B C X 3-1 F8 ①	B B F X 2-1 E5 1-2		S X 0-1 G5-3 ②			B S F S 1-3 K ①	4	0	0	0	0	1	3
Dave Martinez, L (1, 8) OBP: 0.335, SLG: 0.455			B B B B C B 4-1 1B BB BB	B F B X 2-1 L7 ②		C C F F S 0-3 K ③			C B B B X 2-1 E3 G4-6-3	3	0	0	0	1	1	4
Dennis Martinez, R (1, 1) OBP: 0.135, SLG: 0.162 Otis Nixon, S (7, PH) OBP: 0.343, SLG: 0.293 Drew Hall, L (8, 1) Nelson Santovenia, R (9, PH) OBP: 0.254, SLG: 0.358			B 1 SAFE M 1 SAFE B 1 SAFE 1 SAFE M M 2-3 K ②	S S S 0-3 K ③			F C S B B B X 2-2 G3-1 ①		B B F X 2-1 G4-6-3 ② ③ 1-2f	2 1 0 1	0 0 0 0	0 0 0 0	0 0 0 0	0 0 0 0	2 0 0 0	3 0 0 1
Inning Stats	R: 0 E: 0 K: 1 S: 7 H: 0 LOB: 0 BB: 0 P: 11	R: 0 E: 0 K: 0 S: 5 H: 0 LOB: 0 BB: 0 P: 8	R: 0 E: 0 K: 1 S: 15 H: 1 LOB: 3 BB: 2 P: 29	R: 1 E: 1 K: 1 S: 16 H: 2 LOB: 2 BB: 0 P: 22	R: 0 E: 0 K: 0 S: 7 H: 0 LOB: 0 BB: 0 P: 13	R: 0 E: 0 K: 1 S: 14 H: 1 LOB: 2 BB: 1 P: 20	R: 0 E: 0 K: 0 S: 6 H: 0 LOB: 0 BB: 0 P: 10	R: 1 E: 0 K: 1 S: 7 H: 1 LOB: 0 BB: 0 P: 8	R: 0 E: 1 K: 1 S: 7 H: 0 LOB: 0 BB: 0 P: 12	1B: 2 2B: 1 3B: 0 HR: 2	SF: 0 SAC: 1 DP: 1 HBP: 0				WP: 0 PB: 0 SB: 0 CS: 0		PA: 36

	AB	32
	R	2
	H	5
	RBI	2
	BB	3
	SO	6
	LOB	14

PITCHER		IP	WLS	BF	H	R	ER	SO	BB	IBB	HBP	BLK	WP	HR	S	P	ERA	WHIP
Tom Glavine, L ERA: 3.95	(1, 1)	8.0	W	33	5	2	2	5	3	0	0	0	0	2	77	121	2.25	1.000
Joe Hesketh, L ERA: 5.53	(9, 1)	1.0	S	3	0	0	0	1	0	0	0	0	0	0	7	12	0.00	0.000

PITCHER	IP	WLS	BF	H	R	ER	SO	BB	IBB	HBP	BLK	WP	HR	S	P	ERA	WHIP

Batter	1	2	3	4	5	6	7	8	9	AB	R	H	RBI	BB	SO	LOB
Oddibe McDowell, L (1, 8) OBP: 0.307, SLG: 0.392	B F L C 1-3 ① K	C B F X 1-2 ③ F7	F B B F B X 3-2 1-2 2-H 1B	X 0-0 FC6 1B	B S X 1-1 G1-3 1B					5	0	3	1	0	1	3
Jeff Treadway, L (1, 4) OBP: 0.335, SLG: 0.444	C B X 1-1 1B	PB HR 2B L4	1 SAFE 1 SAFE B 1 SAFE F 1 SAFE 1 SAFE F 1 SAFE 1-2 ③ X FC6 1-2f		B 1 SAFE 1 SAFE X 1-0 ② G1-3 1-2					5	1	2	0	0	0	4
Lonnie Smith, R (1, 7) OBP: 0.347, SLG: 0.447	C B X 1-1 ② F8	C B S S 1-3 ① K	X 0-0 HR	F B B B X 3-1 ① G6-3				B X 1-0 ③ F8		5	1	1	1	0	1	3
David Justice, L (1, 3) OBP: 0.354, SLG: 0.428	C 1 SAFE X 0-1 ③ L3		B B C B B 4-1 HR 2-3 BB	B S C X 1-2 ① F7		F X 0-1 ② G3-1			B C F B X 2-2 G4-3 PB E 1B	4	2	1	0	1	0	1
Dale Murphy, R (1, 9) OBP: 0.308, SLG: 0.401		B S B B X 2-1 ① G1-3	C X 0-1 1-H 3-H HR	C B B B X 3-1 ② F8		C X 0-1 ③ G5-3			F C B F B B X 3-2 ① G1-3 1-2	5	1	1	3	0	0	1
Jimmy Kremers, L (1, 2) OBP: 0.200, SLG: 0.136 Joe Hesketh, R (9, 1)		B B B B 4-0 BB 1B BB	B C B X 2-1 ② G4-3	B C S F B B X 3-2 1B			F F S 0-3 ① K		X 0-0 ② G4-3 2-3	3 0	0 0	1 0	0 0	1 0	1 0	0 0
Jeff Blauser, R (1, 6) OBP: 0.357, SLG: 0.442 Tommy Gregg, L (9, PH) OBP: 0.225, SLG: 0.211 Alexis Infante, R (9, 5) OBP: 0.083, SLG: 0.087		C B B S S 2-3 ② K	S B B C X 2-2 1B 1B	B B C X 2-1 ③ F7			B F S F B B X 3-2 ② G6-3		I N T 4-0 E IBB	4 0 0	1 0 0	1 0 0	0 1 0	0 0 0	1 0 0	2 0 0
Andres Thomas, R (1, 5) OBP: 0.266, SLG: 0.304 (9, 6)	B C X 1-1 BB 1-2 1B	B 1 SAFE D F X 2-1 1B 1-3 1B	X 0-0 ① F7				C C B B X 2-2 ③ F8		X 0-0 E9 1-3 3-H	5	1	2	0	0	0	1
Charlie Leibrandt, R (1, 1) OBP: 0.375, SLG: 0.333 Charlie Kerfeld, R (7, 1) Kent Mercker, L (7, 1) Joe Boever, R (7, 1) Greg Olson, R (7, 2) OBP: 0.381, SLG: 0.456		B B C F B B 4-2 1-2 2-3 BB	B X 1-0 1B 1-2 3-H 1B	F X 0-1 ② G6-3				X 0-0 ① G6-3	C C F X 0-2 ③ G4-3	2 0 0 1 2	0 0 0 0 0	1 0 0 0 0	1 0 0 0 0	1 0 0 0 0	0 0 0 1 2	0 0 0 1 2

Inning Stats										
	R: 0 E: 0 K: 1 S: 9	H: 1 LOB: 1 BB: 0 P: 12	R: 0 E: 0 K: 1 S: 12	H: 1 LOB: 3 BB: 2 P: 26	R: 5 E: 0 K: 1 S: 20	H: 6 LOB: 2 BB: 1 P: 36	R: 1 E: 0 K: 0 S: 12	H: 2 LOB: 1 BB: 0 P: 21	R: 0 E: 0 K: 0 S: 7	H: 1 LOB: 1 BB: 0 P: 8
	R: 0 E: 0 K: 0 S: 6	H: 0 LOB: 0 BB: 0 P: 9	R: 0 E: 0 K: 1 S: 10	H: 0 LOB: 0 BB: 0 P: 15	R: 0 E: 0 K: 0 S: 5	H: 1 LOB: 1 BB: 0 P: 8	R: 1 E: 1 K: 0 S: 13	H: 1 LOB: 2 BB: 1 P: 22	1B: 10 2B: 1 3B: 0 HR: 2	SF: 0 SAC: 0 DP: 0 HBP: 0

PITCHER		IP	WLS	BF	H	R	ER	SO	BB	IBB	HBP	BLK	WP	HR	S	P	ERA	WHIP
Mark Gardner, R ERA: 2.8	(1, 1)	2.2	L	19	8	5	5	3	3	0	0	0	0	1	40	73	16.88	4.125
Drew Hall, L ERA: 3.7	(3, 1)	1.1		6	2	1	1	0	0	0	0	0	0	1	13	22	6.75	1.500
Dale Mohorcic, R ERA: 2.08	(5, 1)	3.0		10	1	0	0	1	0	0	0	0	0	0	23	32	0.00	0.333
Dave Schmidt, R ERA: 3.34	(8, 1)	2.0		10	2	1	0	0	0	1	0	0	0	0	18	30	0.00	1.000

PITCHER	IP	WLS	BF	H	R	ER	SO	BB	IBB	HBP	BLK	WP	HR	S	P	ERA	WHIP

TOP

Atlanta Braves @ Montreal Expos

Olympic Stadium, Montreal, QB

Sat Jun 30 1990, 7:05 PM EDT

Att. 16,514 - Dome

livebaseballscorecards.com

AB	41
R	7
H	13
RBI	6
BB	4
SO	4
LOB	18

WP: 0	PA: 45
PB: 2	
SB: 0	
CS: 0	

BOTTOM

Atlanta Braves @ Montreal Expos

Olympic Stadium, Montreal, QB

Sat Jun 30 1990, 7:05 PM EDT

Att. 16,514 - Dome

Batter	1	2	3	4	5	6	7	8	9	AB	R	H	RBI	BB	SO	LOB
Otis Nixon, S (1, 8) OBP: 0.347, SLG: 0.302	G6-3	1B			F9		S 1B	K		5	1	2	1	0	1	2
Marquis Grissom, R (1, 7) OBP: 0.311, SLG: 0.325	1B		K		F9		2B 1-H		2B	4	2	2	1	1	1	0
Larry Walker, L (1, 9) OBP: 0.344, SLG: 0.471	E E 2-H		G4-3		HR		1-3		K	5	2	3	2	0	1	1
Tim Wallach, R (1, 5) OBP: 0.358, SLG: 0.526	E6 1-H		K		G5-3		G1-6-3 IBB		1-H	4	0	1	1	1	1	0
Nelson Santovenia, R (1, 2) OBP: 0.248, SLG: 0.349	F9			F7		G6-3	G1-6-3 1-2f		K	3	0	0	0	0	0	1
Wallace Johnson, S (7, PH) OBP: 0.311, SLG: 0.289										1	0	0	0	0	0	3
Dave Schmidt, R (8, 1)										0	0	0	0	0	0	0
Tom Foley, L (9, PH) OBP: 0.362, SLG: 0.344										1	0	0	0	0	1	1
Andres Galarraga, R (1, 3) OBP: 0.315, SLG: 0.377	K			1B BLK 1B		G5-3 1B		G4-3 2B	K	4	0	3	0	0	1	1
Eric Bullock, L (8, PR) OBP: 1.000, SLG: 1.000										0	0	0	0	0	0	0
Mike Aldrete, L (9, 3) OBP: 0.382, SLG: 0.272										1	0	0	0	0	1	1
Junior Noboa, R (1, 4) OBP: 0.253, SLG: 0.282		F8		1-3 1B		1-2 1B		G4-3 2-3		4	0	2	0	0	0	1
Spike Owen, S (1, 6) OBP: 0.345, SLG: 0.365		G5-3		L6		G5-3 2-3f		K		4	0	0	0	0	1	5
Mark Gardner, R (1, 1) OBP: 0.154, SLG: 0.269										1	1	1	0	0	0	0
Drew Hall, L (3, 1)										0	0	0	0	0	0	0
Mike Fitzgerald, R (4, PH) OBP: 0.369, SLG: 0.425										1	0	0	0	0	0	2
Dale Mohorcic, R (5, 1)										0	0	0	0	0	0	0
Dave Martinez, L (7, PH) OBP: 0.333, SLG: 0.452										1	0	0	0	0	0	0
Jerry Goff, L (8, 2) OBP: 0.367, SLG: 0.333		1B 3B		F8			F9	BB		0	0	0	0	1	0	0
Inning Stats	R: 2 E: 2 K: 1 S: 11 H: 2 LOB: 1 BB: 0 P: 16	R: 1 E: 0 K: 0 S: 9 H: 2 LOB: 1 BB: 0 P: 14	R: 0 E: 0 K: 2 S: 8 H: 0 LOB: 0 BB: 0 P: 14	R: 0 E: 0 K: 0 S: 12 H: 2 LOB: 2 BB: 0 P: 21	R: 1 E: 0 K: 0 S: 7 H: 1 LOB: 0 BB: 0 P: 11	R: 0 E: 0 K: 0 S: 8 H: 2 LOB: 1 BB: 0 P: 13	R: 1 E: 0 K: 0 S: 9 H: 3 LOB: 2 BB: 1 P: 18	R: 0 E: 0 K: 2 S: 13 H: 1 LOB: 2 BB: 1 P: 23	R: 1 E: 0 K: 3 S: 12 H: 1 LOB: 1 BB: 1 P: 20	1B: 8 2B: 4 3B: 1 HR: 1	SF: 0 SAC: 0 DP: 2 HBP: 0						

livebaseballscorecards.com

AB	39
R	6
H	14
RBI	5
BB	3
SO	8
LOB	18

PITCHER		IP	WLS	BF	H	R	ER	SO	BB	IBB	HBP	BLK	WP	HR	S	P	ERA	WHIP
Charlie Leibrandt, L ERA: 2.72	(1, 1)	6.1	W	28	10	5	4	3	0	0	0	1	0	1	58	92	5.68	1.579
Charlie Kerfeld, R ERA: 7.27	(7, 1)	0.0		1	1	0	0	0	0	0	0	0	0	0	3	5	∞	∞
Kent Mercker, L ERA:	(7, 1)	0.0		1	1	0	0	0	0	0	0	0	0	0	1	1	∞	∞
Joe Boever, R ERA: 4.5	(7, 1)	2.0		10	2	1	1	3	2	1	0	0	0	0	21	44	4.50	2.000
Joe Hesketh, L ERA: 5.4	(9, 1)	0.2	S	2	0	0	0	2	0	0	0	0	0	0	6	8	0.00	0.000

PITCHER	IP	WLS	BF	H	R	ER	SO	BB	IBB	HBP	BLK	WP	HR	S	P	ERA	WHIP

Batter	1	2	3	4	5	6	7	8	9	AB	R	H	RBI	BB	SO	LOB
Lonnie Smith, R (1, 7) OBP: 0.346, SLG: 0.443 Kent Mercker, L (8, 1)	F S X 0-2 E6 1B		S S F B S 1-3 ② K		B S X 1-1 ③ G6-3			B C X 1-1 ② F8		4 0 1 0 0 1 3 0 0 0 0 0 0 0						
Jeff Treadway, L (1, 4) OBP: 0.333, SLG: 0.441	B S B X 2-1 ① P5		B X 1-0 2-H 1B			B F F X 1-2 ① F9		B X 1-0 ③ L7		4 0 1 1 0 0 2						
Ron Gant, R (1, 8) OBP: 0.359, SLG: 0.578	B B S C S 2-3 ② K		F C 1 SAFE C 0-3 ③ K			S S C 0-3 ② K			X 0-0 ① G5-3	4 0 0 0 0 3 2						
Jim Presley, R (1, 5) OBP: 0.310, SLG: 0.442	S F X 0-2 ③ F8			S S F X 0-2 ① G5-3		S S B F X 1-2 ③ G6-3			X 0-0 FC4-6 1B	4 0 1 0 0 0 1						
David Justice, L (1, 3) OBP: 0.345, SLG: 0.416		C F B C 1-3 ① K		S C B X 1-2 ② F8			C X 0-1 ① P6		X 0-0 ② FC4-6 1-2f	4 0 0 0 0 1 1						
Dale Murphy, R (1, 9) OBP: 0.304, SLG: 0.395		C F X 0-2 ② F8		C F B X 1-2 ③ P5			X 0-0 ② G6-3		F B S S 1-3 ③ K	4 0 0 0 0 1 1						
Andres Thomas, R (1, 6) OBP: 0.268, SLG: 0.314		X 0-0 ③ P3			B X 1-0 2B		X 0-0 ③ L7			3 0 1 0 0 0 0						
Jimmy Kremers, L (1, 2) OBP: 0.214, SLG: 0.160			S F X 0-2 G4-3 1B 1B		X 0-0 ① G5-3			F B S S B S 2-3 ① K		3 1 1 0 0 1 1						
Steve Avery, L (1, 1) Rick Luecken, R (7, 1) Tommy Gregg, L (8, PH) OBP: 0.235, SLG: 0.236 (8, 7)			L 1 SAFE X 0-1 ① G4-3 1-2		X 0-0 ② P5			B X 1-0 2B		2 0 0 0 0 0 2 0 0 0 0 0 0 0 1 0 1 0 0 0 0						
Inning Stats	R: 0 E: 1 K: 1 S: 11 H: 1 LOB: 1 BB: 0 P: 15	R: 0 E: 0 K: 1 S: 7 H: 0 LOB: 0 BB: 0 P: 8	R: 1 E: 0 K: 2 S: 13 H: 2 LOB: 1 BB: 0 P: 15	R: 0 E: 0 K: 0 S: 10 H: 0 LOB: 0 BB: 0 P: 12	R: 0 E: 0 K: 0 S: 5 H: 1 LOB: 1 BB: 0 P: 7	R: 0 E: 0 K: 1 S: 10 H: 0 LOB: 0 BB: 0 P: 12	R: 0 E: 0 K: 0 S: 4 H: 0 LOB: 0 BB: 0 P: 4	R: 0 E: 0 K: 1 S: 7 H: 1 LOB: 1 BB: 0 P: 12	R: 0 E: 0 K: 1 S: 6 H: 1 LOB: 1 BB: 0 P: 7	1B: 4 2B: 2 3B: 0 HR: 0	SF: 0 SAC: 0 DP: 0 HBP: 0						

TOP

Atlanta Braves @ Montreal Expos

Olympic Stadium, Montreal, QB

Sun Jul 01 1990, 3:33 AM EDT

Att. 27,763 - Dome

livebaseballscorecards.com

AB	33
R	1
H	6
RBI	1
BB	0
SO	7
LOB	13

PITCHER		IP	WLS	BF	H	R	ER	SO	BB	IBB	HBP	BLK	WP	HR	S	P	ERA	WHIP
Oil Can Boyd, R ERA: 3.28	(1, 1)	7.0	W	25	4	1	1	5	0	0	0	0	0	0	60	73	1.29	0.571
Dave Schmidt, R ERA: 3.16	(8, 1)	2.0		8	2	0	0	2	0	0	0	0	0	0	13	19	0.00	1.000

PITCHER	IP	WLS	BF	H	R	ER	SO	BB	IBB	HBP	BLK	WP	HR	S	P	ERA	WHIP

Atlanta Braves @ Montreal Expos

Olympic Stadium, Montreal, QB

Sun Jul 01 1990, 3:33 AM EDT

Att. 27,763 - Dome

livebaseballscorecards.com

Batter	1	2	3	4	5	6	7	8	9	AB	R	H	RBI	BB	SO	LOB
Otis Nixon, S (1, 8) OBP: 0.354, SLG: 0.313	B F C B X 2-2 F8 ①		B X 1-0 L9 ③		F B S B B F F X 3-2 BB 2-3 1B		C X 0-1 1B 2B 1B			4	1	2	0	0	0	0
Marquis Grissom, R (1, 7) OBP: 0.316, SLG: 0.325	C B X 1-1 G6-3 ②			F S B F S 1-3 K ①	1 SAFE B B B C B 4-1 BB 1-2		P C P F X 2-2 S 2B 1-3 1B			3	1	1	0	1	1	0
Larry Walker, L (1, 9) OBP: 0.338, SLG: 0.462 Dave Schmidt, R (8, 1)	C C B B S 2-3 K ③			B F F S 1-3 K ②	S X 0-1 L8 ③		S C B S 1-3 K ②			4 0	0 0	0 0	0 0	0 0	3 0	5 0
Tim Wallach, R (1, 5) OBP: 0.363, SLG: 0.529		B S F B S 2-3 K ①		C F B B X 2-2 FC5 2B		B F F F B F B F F 4-2 B FC4 SF8 1B BB	1 SAFE C I I I I 4-1 1-2 2B IBB			2	2	1	0	2	1	0
Mike Fitzgerald, R (1, 2) OBP: 0.372, SLG: 0.433		B C C C T B B F X 3-2 G6-3 ②		X 0-0 FC5 ③ 2-3		1 SAFE L B P X 2-1 FC4 1-2 1B	B C X 1-1 1-H 2-H 3-H 2B			4	0	2	3	0	0	1
Andres Galarraga, R (1, 3) OBP: 0.318, SLG: 0.380		C B B B B F F B 4-2 BB			B B F B X 3-1 E7 1B 2B	B B 1 SAFE X 2-0 FC4 ① 1-2f 2-3	B B C S X 2-2 G4-3 ③			3	1	1	0	1	0	3
Junior Noboa, R (1, 4) OBP: 0.253, SLG: 0.284	1 SAFE B B B C 1 SAFE F X 3-2 F8 ③			B X 1-0 1B SH1-4 1B 3-H		B 1 SAFE B C F B X 3-2 SF8 ② 3-H		C C F X 0-2 G5-3 ①		3	0	1	2	0	0	1
Spike Owen, S (1, 6) OBP: 0.341, SLG: 0.359			C C B S 1-3 K ①		1 SAFE X 0-0 F7 ①	B X 1-0 F7 ③		B C F S 1-3 K2-3 ②		4	0	0	0	0	2	2
Oil Can Boyd, R (1, 1) OBP: 0.069, SLG: 0.069 Dave Martinez, L (7, PH) (8, 9) OBP: 0.330, SLG: 0.446			F B F X 1-2 G4-3 ②		L 1 SAFE X 0-1 SH1-4 ② 1-2		C B F F B B F F S 3-3 K ①	B C C C 1-3 K ③		1 2	0 0	0 0	0 0	0 0	0 2	0 0
Inning Stats	R: 0 E: 0 K: 1 S: 8 H: 0 LOB: 0 BB: 0 P: 13	R: 0 E: 0 K: 1 S: 14 H: 0 LOB: 1 BB: 1 P: 26	R: 0 E: 0 K: 1 S: 7 H: 0 LOB: 0 BB: 0 P: 10	R: 0 E: 0 K: 2 S: 11 H: 1 LOB: 1 BB: 0 P: 15	R: 1 E: 1 K: 0 S: 14 H: 3 LOB: 3 BB: 1 P: 25	R: 1 E: 0 K: 0 S: 14 H: 1 LOB: 1 BB: 1 P: 25	R: 3 E: 0 K: 2 S: 22 H: 3 LOB: 1 BB: 1 P: 33	R: 0 E: 0 K: 2 S: 10 H: 0 LOB: 0 BB: 0 P: 12		1B: 5 2B: 3 3B: 0 HR: 0	SF: 1 SAC: 1 DP: 0 HBP: 0			WP: 0 PB: 0 SB: 1 CS: 0	PA: 36	

	AB	30
	R	5
	H	8
	RBI	5
	BB	4
	SO	9
	LOB	12

PITCHER		IP	WLS	BF	H	R	ER	SO	BB	IBB	HBP	BLK	WP	HR	S	P	ERA	WHIP
Steve Avery, L ERA: 5.4	(1, 1)	6.0	L	26	5	2	2	5	3	0	0	0	0	0	68	114	3.00	1.333
Rick Luecken, R ERA: 6.51	(7, 1)	1.0		7	3	3	3	2	0	1	0	0	0	0	22	33	27.00	3.000
Kent Mercker, L ERA:	(8, 1)	1.0		3	0	0	0	2	0	0	0	0	0	0	10	12	0.00	0.000

PITCHER	IP	WLS	BF	H	R	ER	SO	BB	IBB	HBP	BLK	WP	HR	S	P	ERA	WHIP

Batter	1	2	3	4	5	6	7	8	9	AB	R	H	RBI	BB	SO	LOB
Oddibe McDowell, L (1, 8) OBP: 0.304, SLG: 0.392	HR 2B	F7		B1-3		F9			G4-3	5	1	1	0	0	0	1
Jeff Treadway, L (1, 4) OBP: 0.335, SLG: 0.452	HR 2-H	G4-6-3 1-2f			F7		G3-1		1B	5	1	2	2	0	0	1
Ron Gant, R (1, 7) OBP: 0.363, SLG: 0.581	2B		G1-3		HR 1B		BB		F8	4	1	2	0	1	0	1
Jim Presley, R (1, 5) OBP: 0.313, SLG: 0.465	G1-3		HR		1 SAFE 1 SAFE 1 SAFE 1-H HR		F8			4	2	2	3	0	0	2
David Justice, L (1, 3) OBP: 0.343, SLG: 0.408	BB		K		G5-3		F9			3	0	0	0	1	1	1
Dale Murphy, R (1, 9) OBP: 0.306, SLG: 0.396	K 1-2 2-3		1B		1B			K		4	0	2	0	0	2	2
Joe Boever, R (8, 1)										0	0	0	0	0	0	0
Greg Olson, R (1, 2) OBP: 0.372, SLG: 0.444	G6-3		L9		G6-3			K		4	0	0	0	0	1	4
Andres Thomas, R (1, 6) OBP: 0.267, SLG: 0.339		HR		G5-3		K		F9		4	1	1	1	0	1	0
29 John Smoltz, R (1, 1) OBP: 0.343, SLG: 0.207		G4-6-3 BB		L9		K			F7	2	0	0	0	1	1	0
Tommy Gregg, L (8, 9) OBP: 0.232, SLG: 0.233										1	0	0	0	0	0	0
Inning Stats	R: 2 E: 0 K: 1 S: 13 H: 3 LOB: 2 BB: 1 P: 27	R: 1 E: 0 K: 0 S: 7 H: 1 LOB: 0 BB: 1 P: 14	R: 1 E: 0 K: 1 S: 7 H: 2 LOB: 1 BB: 0 P: 10	R: 0 E: 0 K: 0 S: 7 H: 0 LOB: 0 BB: 0 P: 10	R: 2 E: 0 K: 0 S: 8 H: 3 LOB: 1 BB: 0 P: 13	R: 0 E: 0 K: 2 S: 8 H: 0 LOB: 0 BB: 0 P: 10	R: 0 E: 0 K: 0 S: 3 H: 0 LOB: 1 BB: 1 P: 11	R: 0 E: 0 K: 2 S: 9 H: 0 LOB: 0 BB: 0 P: 15	R: 0 E: 0 K: 0 S: 6 H: 1 LOB: 1 BB: 0 P: 7	1B: 4 2B: 2 3B: 0 HR: 4 SF: 0 SAC: 0 DP: 1 HBP: 0	WP: 0 PB: 0 SB: 2 CS: 0 PA: 39					

PITCHER		IP	WLS	BF	H	R	ER	SO	BB	IBB	HBP	BLK	WP	HR	S	P	ERA	WHIP
Howard Farmer, R ERA: 12.46	(1, 1)	4.1	L	22	8	6	6	2	2	0	0	0	0	4	38	68	12.46	2.308
Dale Mohorcic, R ERA: 1.88	(5, 1)	1.1		5	1	0	0	2	0	0	0	0	0	0	10	13	0.00	0.750
Steve Frey, L ERA: 4.58	(6, 1)	1.1		5	0	0	0	0	1	0	0	0	0	0	5	14	0.00	0.750
Bill Sampen, R ERA: 1.91	(8, 1)	2.0		7	1	0	0	2	0	0	0	0	0	0	15	22	0.00	0.500

PITCHER	IP	WLS	BF	H	R	ER	SO	BB	IBB	HBP	BLK	WP	HR	S	P	ERA	WHIP

TOP

Atlanta Braves @ Montreal Expos

Olympic Stadium, Montreal, QB

Mon Jul 02 1990, 7:05 PM EDT

Att. 14,425 - Dome

livebaseballscorecards.com

AB	36
R	6
H	10
RBI	6
BB	3
SO	6
LOB	12

Atlanta Braves @ Montreal Expos

Olympic Stadium, Montreal, QB

Mon Jul 02 1990, 7:05 PM EDT

Att. 14,425 - Dome

BOTTOM

livebaseballscorecards.com

Batter	1	2	3	4	5	6	7	8	9	AB	R	H	RBI	BB	SO	LOB
Otis Nixon, S (1, 7) OBP: 0.333, SLG: 0.292	G6-3		L9			K		P6	P5	5	0	0	0	0	1	1
Dave Martinez, L (1, 8) OBP: 0.333, SLG: 0.444	G6-3			P5		1B		BB		3	1	1	0	1	0	0
Larry Walker, L (1, 9) OBP: 0.341, SLG: 0.462	K			G5-3		P7		1-2 2B 1B		4	1	2	0	0	1	1
Tim Wallach, R (1, 5) OBP: 0.361, SLG: 0.529		G6-3		G5-3 1-2		F9		1-H 2-H 2B		4	0	1	2	0	0	2
Mike Aldrete, L (1, 3) OBP: 0.396, SLG: 0.301		G3-1		BB			SF9 3B	BB		2	1	1	0	2	0	0
Nelson Santovenia, R (1, 2) OBP: 0.241, SLG: 0.341		F8		F9			SF9 3-H	P4		3	0	0	1	0	0	4
Tom Foley, L (1, 4) OBP: 0.342, SLG: 0.323			F9		F7		L9	F7		4	0	0	0	0	0	2
Spike Owen, S (1, 6) OBP: 0.343, SLG: 0.356			WP BB		G4-3		BB		G5-3	2	0	0	0	2	0	0
Howard Farmer, R (1, 1)			K 1-2		G4-3		P6		G4-3	1	0	0	0	0	1	1
Dale Mohorcic, R (5, 1)										1	0	0	0	0	0	0
Steve Frey, R (6, 1)										0	0	0	0	0	0	0
Eric Bullock, L (7, PH) OBP: 0.500, SLG: 0.500										1	0	0	0	0	0	1
Bill Sampen, R (8, 1)										0	0	0	0	0	0	0
Wallace Johnson, S (9, PH) OBP: 0.304, SLG: 0.282										1	0	0	0	0	0	0

Inning Stats	1	2	3	4	5	6	7	8	9
	R: 0 H: 0 E: 0 LOB: 0 K: 1 BB: 0 S: 7 P: 10	R: 0 H: 0 E: 0 LOB: 0 K: 0 BB: 0 S: 7 P: 13	R: 0 H: 0 E: 0 LOB: 1 K: 1 BB: 1 S: 12 P: 22	R: 0 H: 1 E: 0 LOB: 2 K: 0 BB: 1 S: 9 P: 16	R: 0 H: 0 E: 0 LOB: 0 K: 0 BB: 0 S: 7 P: 12	R: 0 H: 1 E: 0 LOB: 1 K: 1 BB: 0 S: 10 P: 11	R: 1 H: 1 E: 0 LOB: 1 K: 0 BB: 1 S: 12 P: 25	R: 2 H: 2 E: 0 LOB: 2 K: 0 BB: 2 S: 9 P: 20	R: 0 H: 0 E: 0 LOB: 0 K: 0 BB: 0 S: 4 P: 5

1B: 3	SF: 1
2B: 1	SAC: 0
3B: 1	DP: 0
HR: 0	HBP: 0
WP: 1	PA: 37
PB: 0	
SB: 0	
CS: 0	

AB	31
R	3
H	5
RBI	3
BB	5
SO	3
LOB	12

PITCHER		IP	WLS	BF	H	R	ER	SO	BB	IBB	HBP	BLK	WP	HR	S	P	ERA	WHIP
29 John Smoltz, R ERA: 4.83	(1, 1)	7.1	W	31	5	3	3	3	4	0	0	0	1	0	70	121	3.68	1.227
Joe Boever, R ERA: 4.3	(8, 1)	1.2	S	6	0	0	0	0	1	0	0	0	0	0	7	13	0.00	0.600

PITCHER	IP	WLS	BF	H	R	ER	SO	BB	IBB	HBP	BLK	WP	HR	S	P	ERA	WHIP

Cincinnati Reds @ Montreal Expos

Olympic Stadium, Montreal, QB

Tue Jul 03 1990, 7:05 PM EDT

Att. 14,944 - Dome

Batter	1	2	3	4	5	6	7	8	9	AB	R	H	RBI	BB	SO	LOB
Billy Hatcher, R (1, 7) OBP: 0.355, SLG: 0.398	1-0 F8		1-2 FC1-6 S BB 1-2f FC5-2		0-0 5-3			1-1 5-3 1B		4	0	1	0	0	0	1
Barry Larkin, R (1, 6) OBP: 0.373, SLG: 0.387	2-1 E7 2B		4-0 FC5-2 S 1-2 BB		3-2 6-3			0-1 5-3 1-2		3	1	1	0	1	0	1
Chris Sabo, R (1, 5) OBP: 0.382, SLG: 0.553	2-2 F8		3-2 FC5-2 1-3 2-H			1-0 1-3		1-0 L7		4	0	0	0	0	0	3
Eric Davis, R (1, 8) OBP: 0.354, SLG: 0.494	1-1 1B		2-2 F9			0-0 4-3		4-0 IBB		3	0	1	0	1	0	2
Todd Benzinger, S (1, 3) OBP: 0.319, SLG: 0.377	1-0 F8			1-1 F9		1-1 5-3		1-3 K		4	0	0	0	0	1	3
Glenn Braggs, R (1, 9) OBP: 0.353, SLG: 0.435		1-1 FC4-6 1B		1-0 HR			1-1 L4 1B		1-1 5-3	4	1	3	1	0	0	0
Mariano Duncan, R (1, 4) OBP: 0.355, SLG: 0.485		0-0 FC4-6 G5-4-3 1-2f		1-2 5-3			0-0 L4 1-2		1-2 1B	4	0	1	0	0	0	2
Joe Oliver, R (1, 2) OBP: 0.333, SLG: 0.364		0-2 G5-4-3 1-2f		3-3 K			1-0 1B		1-1 F8	4	0	1	0	0	1	2
Tom Browning, L (1, 1) OBP: 0.136, SLG: 0.116			2-1 FC1-6 1B		0-0 G3		0-3 K		2-3 K	4	0	1	0	0	2	2
Randy Myers, L (9, 1)										0	0	0	0	0	0	0

livebaseballscorecards.com

AB	34
R	2
H	9
RBI	1
BB	2
SO	4
LOB	16

Inning Stats	1	2	3	4	5	6	7	8	9			
	R: 1 E: 1 K: 0 S: 9	H: 2 LOB: 1 BB: 0 P: 16	R: 0 E: 0 K: 0 S: 6	H: 1 LOB: 0 BB: 0 P: 7	R: 0 E: 0 K: 0 S: 14	H: 1 LOB: 2 BB: 1 P: 26	R: 1 E: 0 K: 1 S: 9	H: 1 LOB: 0 BB: 0 P: 15	R: 0 E: 0 K: 0 S: 6	H: 0 LOB: 0 BB: 0 P: 9	R: 0 E: 0 K: 0 S: 4	H: 0 LOB: 0 BB: 0 P: 6
	R: 0 E: 0 K: 1 S: 7	H: 2 LOB: 1 BB: 0 P: 9	R: 0 E: 0 K: 1 S: 8	H: 1 LOB: 2 BB: 1 P: 15	R: 0 E: 0 K: 1 S: 10	H: 1 LOB: 1 BB: 0 P: 15	1B: 7 2B: 2 3B: 0 HR: 1	SF: 0 SAC: 0 DP: 2 HBP: 0	WP: 0 PB: 0 SB: 2 CS: 0	PA: 36		

PITCHER		IP	WLS	BF	H	R	ER	SO	BB	IBB	HBP	BLK	WP	HR	S	P	ERA	WHIP
Zane Smith, L (1, 1) ERA: 3.14		9.0	L	36	9	2	2	4	1	1	0	0	0	1	73	118	2.00	1.111

PITCHER	IP	WLS	BF	H	R	ER	SO	BB	IBB	HBP	BLK	WP	HR	S	P	ERA	WHIP

Batter	1	2	3	4	5	6	7	8	9	AB	R	H	RBI	BB	SO	LOB
Otis Nixon, S (1, 8) OBP: 0.330, SLG: 0.280	P2			6-3		6-3			HBP, S, BB	3	0	0	0	1	0	1
Marquis Grissom, R (1, 7) OBP: 0.314, SLG: 0.319	F8			K			F8		HBP, BB	3	0	0	0	1	1	0
Larry Walker, L (1, 9) OBP: 0.335, SLG: 0.453	K			F7			G3		F7	4	0	0	0	0	1	2
Tim Wallach, R (1, 5) OBP: 0.360, SLG: 0.524 Eric Bullock, L (9, PR) OBP: 0.500, SLG: 0.500		F9			F8		F9		HBP	3 0	0 0	0 0	0 0	0 0	0 0	0 0
Mike Fitzgerald, R (1, 2) OBP: 0.370, SLG: 0.429		F9			6-3			G5-4-3, 1B	4-3	4	0	1	0	0	0	3
Andres Galarraga, R (1, 3) OBP: 0.315, SLG: 0.376		K			K			G5-4-3		3	0	0	0	0	2	1
Junior Noboa, R (1, 4) OBP: 0.255, SLG: 0.286			5-3			F9		1B		3	0	1	0	0	0	0
Spike Owen, S (1, 6) OBP: 0.343, SLG: 0.355			F8			SH1-3, 1B		5-3		3	0	1	0	0	0	1
Zane Smith, L (1, 1) OBP: 0.231, SLG: 0.346 Nelson Santovenia, R (9, PH) OBP: 0.239, SLG: 0.338			1-3			SH1-3			P3	1 1	0 0	0 0	0 0	0 0	0 0	0 0
Inning Stats	R: 0 E: 0 K: 1 S: 7 H: 0 LOB: 0 BB: 0 P: 11	R: 0 E: 0 K: 1 S: 5 H: 0 LOB: 0 BB: 0 P: 8	R: 0 E: 0 K: 0 S: 7 H: 0 LOB: 0 BB: 0 P: 12	R: 0 E: 0 K: 1 S: 9 H: 0 LOB: 0 BB: 0 P: 13	R: 0 E: 0 K: 1 S: 7 H: 0 LOB: 0 BB: 0 P: 9	R: 0 E: 0 K: 0 S: 5 H: 1 LOB: 1 BB: 0 P: 8	R: 0 E: 0 K: 0 S: 7 H: 0 LOB: 0 BB: 0 P: 10	R: 0 E: 0 K: 0 S: 9 H: 2 LOB: 1 BB: 0 P: 12	R: 0 E: 0 K: 0 S: 11 H: 0 LOB: 3 BB: 2 P: 27	1B: 3 2B: 0 3B: 0 HR: 0 SF: 0 SAC: 1 DP: 1 HBP: 1	WP: 0 PB: 0 SB: 1 CS: 0 PA: 32					

PITCHER		IP	WLS	BF	H	R	ER	SO	BB	IBB	HBP	BLK	WP	HR	S	P	ERA	WHIP
Tom Browning, L ERA: 2.74	(1, 1)	8.1	W	29	3	0	0	4	2	0	0	0	0	0	61	98	0.00	0.600
Randy Myers, L ERA: 2.27	(9, 1)	0.2	S	3	0	0	0	0	0	0	1	0	0	0	6	12	0.00	0.000

PITCHER	IP	WLS	BF	H	R	ER	SO	BB	IBB	HBP	BLK	WP	HR	S	P	ERA	WHIP

BOTTOM

Cincinnati Reds @ Montreal Expos

Olympic Stadium, Montreal, QB

Tue Jul 03 1990, 7:05 PM EDT

Att. 14,944 - Dome

livebaseballscorecards.com

AB	28
R	0
H	3
RBI	0
BB	2
SO	4
LOB	8

Batter	1	2	3	4	5	6	7	8	9	AB	R	H	RBI	BB	SO	LOB
Chris Sabo, R (1, 5) OBP: 0.381, SLG: 0.549	C S B C 1-3 ① K		C S B C 1-3 ② K		F B X 1-1 ③ P4			B B C F X 2-2 FC6-4 1B		4	0	1	0	0	2	1
Barry Larkin, R (1, 6) OBP: 0.368, SLG: 0.381	F X 0-1 ② G6-3		C C C B S 1-3 ③ K			B F F X 1-2 ① G1		B X 1-0 ② FC6-4 1-2f HR		4	1	0	0	0	1	1
Paul O'Neill, L (1, 9) OBP: 0.357, SLG: 0.466	B C C B B F B 4-2 BB			X 0-0 ① L3		B B F X 2-1 ② 3-1		X 0-0 1-H HR		3	1	1	2	1	0	0
Eric Davis, R (1, 8) OBP: 0.352, SLG: 0.486	C S X 0-2 ③ F9			B X 1-0 ② G5-3		F B B B B 4-1 FC4-6 BB		X 0-0 ③ F7		3	0	0	0	1	0	1
Ken Griffey, L (1, 3) OBP: 0.268, SLG: 0.346		C S F B B B X 3-2 ① 4-3		B C X 1-1 ③ P6		C S B X 1-2 ③ FC4-6 1-2f			C X 0-1 ① 3-1	4	0	0	0	0	0	1
Glenn Braggs, R (1, 7) OBP: 0.356, SLG: 0.436		B C X 1-1 1B			C B B X 2-1 G1-4-3 5-3 1B		C B X 1-1 ① 5-3		C X 0-1 ② 6-3	4	1	2	0	0	0	0
Ron Oester, S (1, 4) OBP: 0.337, SLG: 0.371		B C S C 1-3 ② K			M B 1 SAFE S X 1-2 ① 5-3 1-2		C B F X 1-2 ② P6		X 0-0 ③ F9	4	0	0	0	0	1	2
Joe Oliver, R (1, 2) OBP: 0.329, SLG: 0.359		X 0-0 ③ F9			F X 0-1 ② G1-4-3 2-3		X 0-0 ③ 5-3			3	0	0	0	0	0	2
Scott Scudder, R (1, 1) OBP: 0.333, SLG: 0.333 Tim Birtsas, L (1, 1) Hal Morris, L (5, PH) OBP: 0.380, SLG: 0.391 Tim Layana, R (5, 1) Luis Quinones, S (8, PH) OBP: 0.391, SLG: 0.333 Rick Mahler, R (8, 1) OBP: 0.133, SLG: 0.133			X 0-0 ① 3-1		B X 1-0 3-H 1B			B B B C X 3-1 ① P6		0 1 1 0 1 0	0 0 0 0 0 0	0 0 1 0 0 0	0 0 1 0 0 0	0 0 0 0 0 0	0 0 0 0 0 0	0 0 0 0 0 0
Inning Stats	R: 0 H: 0 E: 0 LOB: 1 K: 1 BB: 1 S: 11 P: 16	R: 0 H: 1 E: 0 LOB: 1 K: 1 BB: 0 S: 10 P: 15	R: 0 H: 0 E: 0 LOB: 0 K: 2 BB: 0 S: 7 P: 9	R: 0 H: 0 E: 0 LOB: 0 K: 0 BB: 0 S: 4 P: 6	R: 1 H: 2 E: 0 LOB: 1 K: 0 BB: 0 S: 10 P: 15	R: 0 H: 0 E: 0 LOB: 1 K: 0 BB: 1 S: 9 P: 17	R: 0 H: 0 E: 0 LOB: 0 K: 0 BB: 0 S: 6 P: 8	R: 2 H: 2 E: 0 LOB: 0 K: 0 BB: 0 S: 8 P: 14	R: 0 H: 0 E: 0 LOB: 0 K: 0 BB: 0 S: 5 P: 5	1B: 4 SF: 0 2B: 0 SAC: 0 3B: 0 DP: 0 HR: 1 HBP: 0						

TOP

Cincinnati Reds @ Montreal Expos

Olympic Stadium, Montreal, QB

Wed Jul 04 1990, 7:05 PM EDT

Att. 15,827 - Dome

livebaseballscorecards.com

AB	32
R	3
H	5
RBI	3
BB	2
SO	4
LOB	8

PITCHER		IP	WLS	BF	H	R	ER	SO	BB	IBB	HBP	BLK	WP	HR	S	P	ERA	WHIP
Dennis Martinez, R ERA: 2.71	(1, 1)	8.0	W	31	5	3	3	4	2	0	0	0	0	1	65	100	3.38	0.875
Dave Schmidt, R ERA: 3.08	(9, 1)	1.0	S	3	0	0	0	0	0	0	0	0	0	0	5	5	0.00	0.000

PITCHER		IP	WLS	BF	H	R	ER	SO	BB	IBB	HBP	BLK	WP	HR	S	P	ERA	WHIP

WP: 0 PB: 0 SB: 0 CS: 0 PA: 34

Cincinnati Reds @ Montreal Expos

Olympic Stadium, Montreal, QB

Wed Jul 04 1990, 7:05 PM EDT

Att. 15,827 - Dome

livebaseballscorecards.com

BOTTOM

Batter	1	2	3	4	5	6	7	8	9	AB	R	H	RBI	BB	SO	LOB
Dave Martinez, L (1, 8) OBP: 0.326, SLG: 0.434	5-3 FC6-4			K			G4-3			4	0	0	0	0	1	3
Mike Fitzgerald, R (1, 2) OBP: 0.372, SLG: 0.427	1B HBP 1B BB	FC4 1B		5-3			5-3			3	1	1	0	1	0	1
Larry Walker, L (1, 9) OBP: 0.338, SLG: 0.451	1B 1B HBP	FC4 CS			K		FC6-4 1B			3	1	1	0	0	1	1
Tim Wallach, R (1, 5) OBP: 0.359, SLG: 0.520	1B 2B 1B	B B F 1 SAFE 1 SAFE 1 SAFE X F9			5-3		FC6-4			4	1	1	0	0	0	2
Mike Aldrete, L (1, 7) OBP: 0.404, SLG: 0.326 Otis Nixon, S (5, PR) (6, 7) OBP: 0.326, SLG: 0.276	2B 1B		K		2B			6-3		3 1	1 0	2 0	2 0	0 0	1 0	0 0
Andres Galarraga, R (1, 3) OBP: 0.314, SLG: 0.378	1B 2B		K		K			F8		4	1	1	2	0	2	1
Tom Foley, L (1, 4) OBP: 0.351, SLG: 0.333	6-3 1B		K			G6-3		1B		4	0	2	1	0	1	0
Spike Owen, S (1, 6) OBP: 0.341, SLG: 0.358	6-3			2B		G3		F7		4	0	1	0	0	0	2
Dennis Martinez, R (1, 1) OBP: 0.150, SLG: 0.154 Dave Schmidt, R (9, 1)	FC6-4 HBP			K		5-3				2 0	0 0	0 0	0 0	0 0	1 0	1 0
Inning Stats	R: 5 E: 0 K: 0 S: 19 H: 4 LOB: 2 BB: 1 P: 38	R: 0 E: 0 K: 0 S: 7 H: 1 LOB: 0 BB: 0 P: 14	R: 0 E: 0 K: 3 S: 10 H: 0 LOB: 0 BB: 0 P: 15	R: 0 E: 0 K: 2 S: 10 H: 1 LOB: 1 BB: 0 P: 14	R: 0 E: 0 K: 2 S: 11 H: 1 LOB: 1 BB: 0 P: 16	R: 0 E: 0 K: 0 S: 8 H: 0 LOB: 0 BB: 0 P: 12	R: 0 E: 0 K: 0 S: 12 H: 1 LOB: 1 BB: 0 P: 20	R: 0 E: 0 K: 0 S: 6 H: 1 LOB: 1 BB: 0 P: 8		1B: 6 2B: 3 3B: 0 HR: 0	SF: 0 SAC: 0 DP: 0 HBP: 2			WP: 0 PB: 0 SB: 0 CS: 1	PA: 35		

	AB	32
	R	5
	H	9
	RBI	5
	BB	1
	SO	7
	LOB	11

PITCHER		IP	WLS	BF	H	R	ER	SO	BB	IBB	HBP	BLK	WP	HR	S	P	ERA	WHIP
Scott Scudder, R ERA: 9.28	(1, 1)	0.1	L	7	4	5	5	0	1	0	1	0	0	0	14	28	135.00	15.000
Tim Birtsas, L ERA: 3.22	(1, 1)	3.2		13	2	0	0	5	0	0	1	0	0	0	32	53	0.00	0.545
Tim Layana, R ERA: 2.21	(5, 1)	3.0		11	2	0	0	2	0	0	0	0	0	0	31	48	0.00	0.667
Rick Mahler, R ERA: 4.68	(8, 1)	1.0		4	1	0	0	0	0	0	0	0	0	0	6	8	0.00	1.000

PITCHER	IP	WLS	BF	H	R	ER	SO	BB	IBB	HBP	BLK	WP	HR	S	P	ERA	WHIP

Batter	1	2	3	4	5	6	7	8	9	AB	R	H	RBI	BB	SO	LOB
Eric Yelding, R (1, 8) OBP: 0.317, SLG: 0.291	B C C C 1-3 ① K		B F B B X 3-1 ① G5-3		B X 1-0 ② P3 C F B C 1-3 ③ K			C C B S 1-3 ② K		4	0	0	0	0	2	0
Rafael Ramirez, R (1, 6) OBP: 0.308, SLG: 0.336	C F B B X 2-2 ② G4-3		B X 1-0 CS 1B					F X 0-1 1B		4	0	2	0	0	1	0
Ken Oberkfell, L (1, 5) OBP: 0.313, SLG: 0.347	C B B B B 4-1 BB 1B BB		P C B X 2-1 ② 1-2 2B			B B C B F X 3-2 ① F7		B C F B F B X 3-2 ③ P4		3	0	1	0	1	0	1
Franklin Stubbs, L (1, 3) OBP: 0.315, SLG: 0.486	B X 1-0 BB 1-2 1B		C F B B B B 4-2 BB			C S B B B X 2-2 ② P8			F B S C 1-3 ① K	3	0	1	0	1	1	0
Craig Biggio, R (1, 7) OBP: 0.350, SLG: 0.336	B C B B B F B 4-2 1-2 2-3 BB		C F F S 0-3 ③ K			C X 0-1 ③ G5-3			L B B S X 2-2 ② G6-3	3	0	0	0	1	1	2
Eric Anthony, L (1, 9) OBP: 0.299, SLG: 0.388	C S S 0-3 ③ K			B B B B 4-0 G6-3 BB			C X 0-1 ① G4-3		S C B B F S 2-3 ③ K	3	0	0	0	1	2	3
Rich Gedman, L (1, 2) OBP: 0.342, SLG: 0.333		B C B B B C F C 3-3 ① K		X 0-0 ① F7			B C B F C 2-3 ② K			3	0	0	0	0	2	1
Dave Rohde, S (1, 4) OBP: 0.207, SLG: 0.120 Jim Clancy, R (4, 1) OBP: 0.231, SLG: 0.231 Javier Ortiz, R (7, PH) OBP: 0.421, SLG: 0.529 Xavier Hernandez, L (7, 1)		B C B X 2-1 ② L9		B C C X 1-2 ② ③ G6-3 1-2f			B C C X 1-2 ③ P6			2 0 1 0	0 0 0 0	0 0 0 0	0 0 0 0	0 0 0 0	0 0 0 0	1 0 0 0
Mike Scott, R (1, 1) OBP: 0.172, SLG: 0.143 Casey Candaele, S (4, 4) OBP: 0.347, SLG: 0.412		F X 0-1 ③ F9			B C C C B S 2-3 ① K			F F S 0-3 ① K		1 2	0 0	0 0	0 0	0 0	0 2	0 0

TOP

Houston Astros @ Montreal Expos

Olympic Stadium, Montreal, QB

Thu Jul 05 1990, 7:05 PM EDT

Att. 14,885 - Unknown - 65 F

livebaseballscorecards.com

AB	29
R	0
H	4
RBI	0
BB	4
SO	11
LOB	8

Inning Stats	1	2	3	4	5	6	7	8	9
R	0	0	0	0	0	0	0	0	0
E	0	0	0	0	0	0	0	0	0
K	2	1	1	0	2	0	1	2	2
S	13	8	12	4	7	8	8	12	10
H	1	0	2	0	0	0	0	1	0
LOB	3	0	2	0	0	0	0	1	0
BB	2	0	1	1	0	0	0	0	0
P	25	13	21	9	11	13	11	16	15

1B	3
2B	1
3B	0
HR	0
SF	0
SAC	0
DP	1
HBP	0

WP	0
PB	0
SB	0
CS	1
PA	33

PITCHER	IP	WLS	BF	H	R	ER	SO	BB	IBB	HBP	BLK	WP	HR	S	P	ERA	WHIP
Mark Gardner, R (1, 1) ERA: 2.54	9.0	W	33	4	0	0	11	4	0	0	0	0	0	82	134	0.00	0.889

PITCHER	IP	WLS	BF	H	R	ER	SO	BB	IBB	HBP	BLK	WP	HR	S	P	ERA	WHIP

Batter	1	2	3	4	5	6	7	8	9	AB	R	H	RBI	BB	SO	LOB
Dave Martinez, L (1, 8) OBP: 0.328, SLG: 0.447	P6		1 SAFE HR	P5		F8		2B BB		4	2	1	2	1	0	1
Tom Foley, L (1, 4) OBP: 0.346, SLG: 0.329	G4-3		BB 2B	S 1B		K		WP WP 2B		1	0	0	0	0	0	0
Junior Noboa, R (3, 4) OBP: 0.275, SLG: 0.326										4	3	3	2	0	1	0
Larry Walker, L (1, 9) OBP: 0.339, SLG: 0.445	G4-3		BB 1B 1B IBB	1B E BB		P2		K		3	2	0	0	2	1	1
Tim Wallach, R (1, 5) OBP: 0.362, SLG: 0.520		K	BB 1B 1B	E7 1B			K	G4-3 WP BB		4	1	2	1	1	2	0
Mike Aldrete, L (1, 7) OBP: 0.416, SLG: 0.322	F9		1B BB	BB			2B SF7 BB	G4-3 3-H		1	1	0	1	3	0	0
Otis Nixon, S (8, 7) OBP: 0.322, SLG: 0.273										1	0	0	0	0	0	1
Andres Galarraga, R (1, 3) OBP: 0.318, SLG: 0.383	S BB		G6-4-3 1B	P4			SF7 2B	F7		4	0	2	2	1	0	3
Nelson Santovenia, R (1, 2) OBP: 0.233, SLG: 0.331	K	G6-4-3		F8			SF7			3	0	0	1	0	1	3
Spike Owen, S (1, 6) OBP: 0.347, SLG: 0.359			PB HR BB	SH1-4 1B	G4-3		FC6-4 IBB			2	2	1	0	2	0	0
Mark Gardner, R (1, 1) OBP: 0.138, SLG: 0.241			K	SH1-4	G3		FC6-4			3	0	0	0	0	1	3
Inning Stats	R: 0 E: 0 K: 0 S: 7 H: 0 LOB: 0 BB: 0 P: 8	R: 0 E: 0 K: 2 S: 9 H: 0 LOB: 1 BB: 1 P: 15	R: 5 E: 0 K: 1 S: 19 H: 4 LOB: 1 BB: 3 P: 39	R: 3 E: 1 K: 0 S: 11 H: 3 LOB: 2 BB: 2 P: 22	R: 0 E: 0 K: 0 S: 5 H: 0 LOB: 0 BB: 0 P: 7	R: 0 E: 0 K: 1 S: 7 H: 0 LOB: 0 BB: 0 P: 7	R: 1 E: 0 K: 1 S: 11 H: 1 LOB: 2 BB: 2 P: 25	R: 2 E: 0 K: 1 S: 10 H: 1 LOB: 1 BB: 2 P: 25		1B: 5 2B: 3 3B: 0 HR: 1 SF: 1 SAC: 1 DP: 1 HBP: 0				WP: 2 PB: 1 SB: 2 CS: 0	PA: 42	

PITCHER		IP	WLS	BF	H	R	ER	SO	BB	IBB	HBP	BLK	WP	HR	S	P	ERA	WHIP
Mike Scott, R ERA: 4.73	(1, 1)	3.2	L	23	7	8	7	3	5	1	0	0	0	1	44	81	17.18	3.273
Jim Clancy, R ERA: 5.55	(4, 1)	2.1		7	0	0	0	1	0	0	0	0	0	0	14	17	0.00	0.000
Xavier Hernandez, R ERA: 6.43	(7, 1)	2.0		12	2	3	3	2	3	1	0	0	2	0	21	50	13.50	2.500

PITCHER	IP	WLS	BF	H	R	ER	SO	BB	IBB	HBP	BLK	WP	HR	S	P	ERA	WHIP

BOTTOM

Houston Astros @ Montreal Expos

Olympic Stadium, Montreal, QB

Thu Jul 05 1990, 7:05 PM EDT

Att. 14,885 - Unknown - 65 F

livebaseballscorecards.com

AB	30
R	11
H	9
RBI	9
BB	10
SO	6
LOB	12

Batter	1	2	3	4	5	6	7	8	9	AB	R	H	RBI	BB	SO	LOB
Craig Biggio, R (1, 8) (7, 2) OBP: 0.346, SLG: 0.331	P5		L6			6-3		K		4	0	0	0	0	1	0
Rafael Ramirez, R (1, 6) OBP: 0.311, SLG: 0.340	P6		P5			BB			1B 2B	3	0	1	0	1	0	0
Javier Ortiz, R (9, PR) OBP: 0.421, SLG: 0.529										0	1	0	0	0	0	0
Ken Oberkfell, L (1, 5) OBP: 0.310, SLG: 0.342	4-3			CS 1B		6-3			L4	4	0	1	0	0	0	2
Franklin Stubbs, L (1, 3) OBP: 0.324, SLG: 0.514		HR		K 1-2			WP 2B		CS 1B 2-H 1B	4	1	3	2	0	1	1
Eric Yelding, R (9, PR) OBP: 0.317, SLG: 0.291										0	0	0	0	0	0	0
Glenn Wilson, R (1, 7) OBP: 0.280, SLG: 0.358		5-3		K			K		1-2 1B	4	0	1	0	0	2	1
Eric Anthony, L (1, 9) OBP: 0.293, SLG: 0.378		P6			F8		K		K 2-3	4	0	0	0	0	2	3
Rich Gedman, L (1, 2) OBP: 0.346, SLG: 0.328		BB			K		6-3 2-3			1	0	0	0	1	1	0
Alex Trevino, R (7, PH) (7, 2) OBP: 0.232, SLG: 0.286										1	0	0	0	0	0	1
Juan Agosto, L (7, 1)										0	0	0	0	0	0	0
Larry Andersen, R (8, 1)										0	0	0	0	0	0	0
Dave Rohde, S (1, 4) OBP: 0.188, SLG: 0.107		K			F7			G3		3	0	0	0	0	1	1
Danny Darwin, R (1, 1)			5-3			F8				2	0	0	0	0	0	0
Casey Candaele, S (7, 8) OBP: 0.343, SLG: 0.407								F7		1	0	0	0	0	0	0
Inning Stats	R: 0 E: 0 K: 0 S: 3 H: 0 LOB: 0 BB: 0 P: 3	R: 1 E: 0 K: 1 S: 6 H: 1 LOB: 1 BB: 1 P: 10	R: 0 E: 0 K: 0 S: 3 H: 0 LOB: 0 BB: 0 P: 3	R: 0 E: 0 K: 2 S: 7 H: 1 LOB: 0 BB: 0 P: 7	R: 0 E: 0 K: 1 S: 5 H: 0 LOB: 0 BB: 0 P: 5	R: 0 E: 0 K: 0 S: 3 H: 0 LOB: 1 BB: 1 P: 7	R: 0 E: 0 K: 2 S: 8 H: 1 LOB: 1 BB: 0 P: 8	R: 0 E: 0 K: 1 S: 5 H: 0 LOB: 0 BB: 0 P: 5	R: 1 E: 0 K: 1 S: 7 H: 3 LOB: 2 BB: 0 P: 7	1B: 3 2B: 3 3B: 0 HR: 1	SF: 0 SAC: 0 DP: 1 HBP: 0						

PITCHER		IP	WLS	BF	H	R	ER	SO	BB	IBB	HBP	BLK	WP	HR	S	P	ERA	WHIP
Oil Can Boyd, R ERA: 3.17	(1, 1)	6.0		21	2	1	1	4	2	0	0	0	0	1	27	35	1.50	0.667
Drew Hall, L ERA: 3.65	(7, 1)	0.2		3	1	0	0	2	0	0	0	0	0	0	7	7	0.00	1.500
Bill Sampen, R ERA: 1.86	(7, 1)	1.1	W	4	0	0	0	1	0	0	0	0	1	0	6	6	0.00	0.000
Dave Schmidt, R ERA: 3.23	(9, 1)	1.0	S	5	3	1	1	1	0	0	0	0	0	0	7	7	9.00	3.000

PITCHER	IP	WLS	BF	H	R	ER	SO	BB	IBB	HBP	BLK	WP	HR	S	P	ERA	WHIP

TOP

Houston Astros @ Montreal Expos

Olympic Stadium, Montreal, QB

Fri Jul 06 1990, 7:05 PM EDT

Att. 15,806 - Unknown - 74 F

livebaseballscorecards.com

AB	31
R	2
H	6
RBI	2
BB	2
SO	8
LOB	9

WP: 1 PB: 0 SB: 0 CS: 2 PA: 33

Batter	1	2	3	4	5	6	7	8	9	AB	R	H	RBI	BB	SO	LOB
Dave Martinez, L (1, 8) OBP: 0.327, SLG: 0.448	S, 2B		6-3		6-3		P6			4	0	1	0	0	0	3
Junior Noboa, R (1, 4) OBP: 0.274, SLG: 0.316	E5, S		P4		P6			BBBB, SH1-3, 1B, BB		3	1	0	0	1	0	2
Larry Walker, L (1, 9) OBP: 0.339, SLG: 0.458	SSS, K			HR		SSS, K		SH1-3, 1-2		3	1	1	1	0	2	2
Tim Wallach, R (1, 5) OBP: 0.361, SLG: 0.515	P3, 1-2, 2-3			P6		6-3		1B, 1B, IBB		3	1	0	0	1	0	2
Mike Aldrete, L (1, 7) OBP: 0.405, SLG: 0.311	SSS, K			SSS, K		F7		1B, 1-3, 2-H		3	0	0	0	0	2	2
Bill Sampen, R (7, 1)										0	0	0	0	0	0	0
Nelson Santovenia, R (8, PH) OBP: 0.233, SLG: 0.331										0	0	0	0	0	0	0
Jerry Goff, L (8, PH) OBP: 0.387, SLG: 0.360										1	0	1	1	0	0	0
Dave Schmidt, R (9, 1)										0	0	0	0	0	0	0
Andres Galarraga, R (1, 3) OBP: 0.324, SLG: 0.395		G3, L1-5, 2B		E9			F9, FC5-2, 2B	G6-4-3, 1-2, 3-H, 1B		4	0	3	1	0	0	0
Mike Fitzgerald, R (1, 2) OBP: 0.365, SLG: 0.416		G3, 2-3		5-3			F9, 2-3	G6-4-3, 1-2f		4	0	0	0	0	0	5
Spike Owen, S (1, 6) OBP: 0.350, SLG: 0.364		L1-5, 3-H			2B		BBBB, FC5-2, BB			2	0	1	0	1	0	1
Oil Can Boyd, R (1, 1) OBP: 0.065, SLG: 0.065			4-3		P1		FC5-2, 1-2, 3-H			2	0	0	0	0	0	1
Drew Hall, L (7, 1)										0	0	0	0	0	0	0
Otis Nixon, S (7, 7) OBP: 0.322, SLG: 0.273										0	0	0	0	0	0	0
Wallace Johnson, S (7, PH) OBP: 0.298, SLG: 0.275										1	0	0	0	0	0	2
Marquis Grissom, R (8, 7) OBP: 0.314, SLG: 0.319										0	0	0	0	0	0	0
Inning Stats	R: 0 E: 1 K: 2 S: 9 H: 1 LOB: 2 BB: 0 P: 9	R: 0 E: 0 K: 0 S: 3 H: 1 LOB: 0 BB: 0 P: 3	R: 0 E: 0 K: 0 S: 3 H: 0 LOB: 0 BB: 0 P: 3	R: 1 E: 1 K: 1 S: 7 H: 1 LOB: 1 BB: 0 P: 7	R: 0 E: 0 K: 0 S: 4 H: 1 LOB: 1 BB: 0 P: 4	R: 0 E: 0 K: 1 S: 5 H: 0 LOB: 0 BB: 0 P: 5	R: 0 E: 0 K: 0 S: 4 H: 1 LOB: 2 BB: 1 P: 8	R: 2 E: 0 K: 0 S: 4 H: 2 LOB: 1 BB: 2 P: 12		1B: 2 2B: 5 3B: 0 HR: 1 SF: 0 SAC: 1 DP: 2 HBP: 0						

PITCHER		IP	WLS	BF	H	R	ER	SO	BB	IBB	HBP	BLK	WP	HR	S	P	ERA	WHIP
Danny Darwin, R ERA: 2.2	(1, 1)	6.1		26	5	1	1	4	1	0	0	0	0	1	33	37	1.42	0.947
Juan Agosto, L ERA: 3.19	(7, 1)	1.0	L	5	0	2	2	0	1	1	0	0	0	0	3	11	18.00	1.000
Larry Andersen, R ERA: 2.74	(8, 1)	0.2		3	2	0	0	0	0	0	0	0	0	0	3	3	0.00	3.000

PITCHER	IP	WLS	BF	H	R	ER	SO	BB	IBB	HBP	BLK	WP	HR	S	P	ERA	WHIP

BOTTOM

Houston Astros @ Montreal Expos

Olympic Stadium, Montreal, QB

Fri Jul 06 1990, 7:05 PM EDT

Att. 15,806 - Unknown - 74 F

livebaseballscorecards.com

AB	30
R	3
H	7
RBI	3
BB	3
SO	4
LOB	20

WP: 0	PB: 0	SB: 2	CS: 0
PA: 34			

Batter	1	2	3	4	5	6	7	8	9	AB	R	H	RBI	BB	SO	LOB
Eric Yelding, R (1, 6) OBP: 0.316, SLG: 0.291	B F B F C 2-3 ① K	X 0-0 ③ F9			F B C X 1-2 ① 5-3		X 0-0 FC3-6 1B		C B S X 1-2 ③ P5	4	0	1	0	0	1	2
Eric Anthony, L (9, PH) OBP: 0.291, SLG: 0.376										1	0	0	0	0	0	1
Craig Biggio, R (1, 8) OBP: 0.344, SLG: 0.330	C X 0-1 ② 4-3		F X 0-1 S S 1B		B C F C 1-3 ② K		1 SAFE B 1 SAFE X 1-0 ① FC3-6 G6-4-3 1-2f			4	0	1	0	0	1	1
Javier Ortiz, R (1, 7) OBP: 0.435, SLG: 0.524	C B F X 1-2 1B 1B		1 SAFE C 1 SAFE 1 SAFE F B 1 SAFE F 1 SAFE 2-3 ① K 1-2		B X 1-0 BB 1B		C 1 SAFE 1 SAFE 1 SAFE 1 SAFE X 0-1 ②③ G6-4-3 1-2f			4	0	2	0	0	1	2
Glenn Wilson, R (1, 9) OBP: 0.284, SLG: 0.358	F 1 SAFE 1 SAFE B X 1-1 ③ K 1-3 1B		C F B B C 2-3 ② K 2-3		B B B B 4-0 BB 1-2			C C B C 1-3 ① K		3	0	1	0	1	2	1
Franklin Stubbs, L (1, 3) OBP: 0.317, SLG: 0.503		C X 0-1 ① P5	C B B C C 2-3 ③ K		B X 1-0 ③ P4			B X 1-0 ② G3-1		4	0	0	0	0	1	3
Casey Candaele, S (1, 4) OBP: 0.350, SLG: 0.404		B F X 1-1 PB S 1B 1B		C B B F F B B 4-2 FC3-6 BB		X 0-0 ① 1-3		C B B F F X 2-2 ③ G3		3	1	1	0	1	0	0
Dave Smith, R (8, 1)										0	0	0	0	0	0	0
Alex Trevino, R (1, 2) OBP: 0.250, SLG: 0.281	1 SAFE 1 SAFE B F F 1 SAFE B H 3-2 1-2 1B HBP		B 1 SAFE C X 1-1 ① FC3-6 2B 1-2f CS		F B B B 4-1 BB				B C X 1-1 G3-6-3 1B	1	0	0	0	1	0	1
Terry Puhl, L (9, PH) OBP: 0.294, SLG: 0.250										1	0	1	0	0	0	0
Dave Rohde, S (1, 5) OBP: 0.222, SLG: 0.188	B X 1-0 1-2 2-H 1B		B 1 SAFE C 1 SAFE F 1 SAFE 1 SAFE X 2-2 1-3 2B		C C B C 1-3 ② K				B 1 SAFE X 1-0 ①② G3-6-3 1-2f	4	0	2	1	0	1	2
(8, 4)																
Jim Deshaies, L (1, 1)		L B L B F C 2-3 ② K		B F P M F F X 2-2 ②③ 5-3 3-H		C S B X 1-2 ③ 6-3			B C B F F F X 2-2 1B	3	0	0	0	0	1	5
Juan Agosto, L (7, 1)										0	0	0	0	0	0	0
Larry Andersen, R (7, 1)										0	0	0	0	0	0	0
Ken Oberkfell, L (8, 5) OBP: 0.318, SLG: 0.351										1	0	1	0	0	0	0

Inning Stats	1	2	3	4	5	6	7	8	9
R:	0	1	0	0	0	0	0	0	0
E:	0	0	0	0	0	1	0	0	0
K:	1	1	3	0	1	1	0	1	0
S:	10	12	13	14	8	8	4	8	11
H:	2	2	1	1	1	0	1	0	2
LOB:	2	2	1	1	2	1	0	0	1
BB:	0	0	0	1	1	1	0	0	0
P:	14	19	19	22	16	14	5	12	16

PITCHER		IP	WLS	BF	H	R	ER	SO	BB	IBB	HBP	BLK	WP	HR	S	P	ERA	WHIP
Zane Smith, L ERA: 2.93	(1, 1)	7.0	W	30	8	1	0	7	3	0	1	0	0	0	69	109	0.00	1.571
Dave Schmidt, R ERA: 3.07	(8, 1)	2.0	S	7	2	0	0	1	0	0	0	0	0	0	19	28	0.00	1.000

PITCHER	IP	WLS	BF	H	R	ER	SO	BB	IBB	HBP	BLK	WP	HR	S	P	ERA	WHIP

TOP

Houston Astros @ Montreal Expos

Olympic Stadium, Montreal, QB

Sat Jul 07 1990, 7:05 PM EDT

Att. 20,171 - Unknown

livebaseballscorecards.com

AB	33
R	1
H	10
RBI	1
BB	3
SO	8
LOB	18

1B:	9	SF:	0	WP:	0	PA:	37		
2B:	1	SAC:	0	PB:	1				
3B:	0	DP:	2	SB:	3				
HR:	0	HBP:	1	CS:	1				

Batter	1	2	3	4	5	6	7	8	9	AB	R	H	RBI	BB	SO	LOB
Otis Nixon, S (1, 8) OBP: 0.330, SLG: 0.275	B B B C X 3-1 ① F9		B C S B B B 4-2 CS BB		B M B F B X 3-2 ③ 6-3		B B X 2-0 1B 1B			3	0	1	0	1	0	0
Marquis Grissom, R (1, 7) OBP: 0.324, SLG: 0.341	C B B X 2-1 BLK 1B		B 1 SAFE C 1 SAFE 1 SAFE 1 C S 1-3 ① ② K 1-2			F F B B X 2-2 3B	S 1 SAFE F B 1 SAFE 1 SAFE 1 SAFE X 1-2 1-3 1B			4	0	3	0	0	1	1
Larry Walker, L (1, 9) OBP: 0.337, SLG: 0.468	X 0-0 ② G4-3 1-2		F C B X 1-2 HR			B X 1-0 ① 4-3	F C F S 0-3 ② K			4	1	1	1	0	1	4
Tim Wallach, R (1, 5) OBP: 0.360, SLG: 0.510	F B B S F S 2-3 ③ K		B X 1-0 ③ P4			C B B B I 4-1 BB IBB	B S S S 1-3 ③ K			3	0	0	0	1	2	3
Mike Fitzgerald, R (1, 2) OBP: 0.372, SLG: 0.417		B B B C F B 4-2 WP S BB	B X 1-0 ① 5-3			B B S S B 1 SAFE B 4-1 1-2 BB		C X 0-1 S S 1B 1B		2	1	1	0	2	0	0
Andres Galarraga, R (1, 3) OBP: 0.320, SLG: 0.390		C B S B S 2-3 ① K	B B B S F X 3-2 ② P3			X 0-0 ② P6		S F B F B S 2-3 ① K 1-2		4	0	0	0	0	2	5
Junior Noboa, R (1, 4) OBP: 0.264, SLG: 0.304		B X 1-0 ② P4	C B X 1-1 ③ F8			B X 1-0 ③ F9		B S F B F S 2-3 ② K 2-3		4	0	0	0	0	1	5
Spike Owen, S (1, 6) OBP: 0.355, SLG: 0.379		B B C 1 SAFE C B B 4-2 WP 1-2 BB			C B X 1-1 ① F9		C B S B F B X 3-2 HR	C B S B B F X 3-2 3-H 1B		3	1	2	2	1	0	0
Zane Smith, L (1, 1) OBP: 0.214, SLG: 0.321 Wallace Johnson, S (7, PH) OBP: 0.292, SLG: 0.268 Dave Schmidt, R (8, 1)		F S B B B F X 3-2 ③ P6 1-2 2-3			S B S X 1-2 ② P6		X 0-0 ① 5-3	B X 1-0 ③ G6-3		2 1 1	0 0 0	0 0 0	0 0 0	0 0 0	0 0 0	2 0 1
Inning Stats	R: 0 E: 0 K: 1 S: 9 H: 1 LOB: 1 BB: 0 P: 16	R: 0 E: 0 K: 1 S: 12 H: 0 LOB: 2 BB: 2 P: 26	R: 1 E: 0 K: 1 S: 9 H: 1 LOB: 0 BB: 1 P: 16	R: 0 E: 0 K: 0 S: 6 H: 0 LOB: 0 BB: 0 P: 11	R: 0 E: 0 K: 0 S: 8 H: 0 LOB: 0 BB: 0 P: 13	R: 0 E: 0 K: 0 S: 8 H: 1 LOB: 3 BB: 2 P: 20	R: 1 E: 0 K: 2 S: 16 H: 3 LOB: 2 BB: 0 P: 23	R: 1 E: 0 K: 2 S: 15 H: 2 LOB: 1 BB: 0 P: 23		1B: 5 2B: 0 3B: 1 HR: 2 SF: 0 SAC: 0 DP: 0 HBP: 0						

PITCHER		IP	WLS	BF	H	R	ER	SO	BB	IBB	HBP	BLK	WP	HR	S	P	ERA	WHIP
Jim Deshaies, L ERA: 4.11	(1, 1)	6.1	L	29	6	2	2	3	4	1	0	1	1	2	61	117	2.84	1.579
Juan Agosto, L ERA: 3.17	(7, 1)	0.1		1	0	0	0	1	0	0	0	0	0	0	4	4	0.00	0.000
Larry Andersen, R ERA: 2.87	(7, 1)	1.0		4	1	1	1	3	0	0	0	0	0	0	13	18	9.00	1.000
Dave Smith, R ERA: 2.64	(8, 1)	0.1		2	1	0	0	0	0	0	0	0	0	0	5	9	0.00	3.000

PITCHER	IP	WLS	BF	H	R	ER	SO	BB	IBB	HBP	BLK	WP	HR	S	P	ERA	WHIP

BOTTOM

Houston Astros @ Montreal Expos

Olympic Stadium, Montreal, QB

Sat Jul 07 1990, 7:05 PM EDT

Att. 20,171 - Unknown

livebaseballscorecards.com

AB	31
R	3
H	8
RBI	3
BB	5
SO	7
LOB	21

1B: 5	SF: 0	WP: 1	PA: 36
2B: 0	SAC: 0	PB: 0	
3B: 1	DP: 0	SB: 3	
HR: 2	HBP: 0	CS: 1	

Batter	1	2	3	4	5	6	7	8	9	AB	R	H	RBI	BB	SO	LOB
Eric Yelding, R (1, 6) OBP: 0.317, SLG: 0.293	F S F C 0-3 ① K		C M X 0-2 2B 1B			C F C 0-3 ① K	X 0-0 2-H 1B		1 SAFE B 1 SAFE B 1 SAFE F X 2-1 ① ② F8-1-5 1-2 3-H	5	1	2	1	0	2	2
Craig Biggio, R (1, 8) OBP: 0.345, SLG: 0.338	F X 0-1 2B		1 SAFE 1 SAFE L P P 1 SAFE B F X 3-2 1-H 2B			F X 0-1 ② G4-3	B X 1-0 ③ F7		B S S F B F X 2-2 ③ G5-3	5	0	2	1	0	0	3
Ken Oberkfell, L (1, 5) OBP: 0.326, SLG: 0.358	C B X 1-1 ② F7		B X 1-0 ③ F7			C C B X 1-2 1B		C X 0-1 G1-3 1B		4	0	2	0	0	0	2
Franklin Stubbs, L (1, 3) OBP: 0.311, SLG: 0.492	B S C S 1-3 ③ K			X 0-0 ① G3		C F B S 1-3 ③ K		X 0-0 ① P6		4	0	0	0	0	2	3
Javier Ortiz, R (1, 7) (9, 9) OBP: 0.407, SLG: 0.480		B X 1-0 ① G6-3		C X 0-1 ② G5-3			C X 0-1 E 1B FC1-2 1B	X 0-0 ② G1-3 1-2		4	0	1	0	0	0	1
Eric Anthony, L (1, 9) Dave Smith, R (8, 1)		S C B B S 2-3 ② K		C S B S 1-3 ③ K			S B X 1-1 FC1-2 E 2B 1-2 1B	B B F F X 2-2 ③ F8		4 0	1 0	1 0	0 0	0 0	2 0	1 0
Rich Gedman, L (1, 2) OBP: 0.341, SLG: 0.324 Danny Darwin, R (9, PR) Alex Trevino, R (9, 2) OBP: 0.250, SLG: 0.281		B X 1-0 ③ P6		S B X 1-1 ① G3-1			C L F B 2 F F F S SAFE 1-3 ① K 1-2 2-3		X 0-0 SH E 1B	4 0 0	0 1 0	1 0 0	0 0 0	0 0 0	1 0 0	2 0 0
Dave Rohde, S (1, 4) OBP: 0.205, SLG: 0.171			B F X 1-1 ① F9	X 0-0 ② G3			S C F B B F F X 1-2 ② FC1-2 2B 2-3 3-H		B L B X 2-1 SH 1-H F8-1-5	3	1	0	0	0	0	2
Mark Portugal, R (1, 1) OBP: 0.176, SLG: 0.152 Terry Puhl, L (7, PH) OBP: 0.314, SLG: 0.303 Juan Agosto, L (7, 1) Jim Clancy, R (7, 1) OBP: 0.231, SLG: 0.231 Glenn Wilson, R (8, 9) OBP: 0.287, SLG: 0.358 Casey Candaele, S (9, PR) (9, 7) OBP: 0.350, SLG: 0.404			B F X 1-1 ② G4-3	C B S S 1-3 ③ K			X 0-0 1-H 3-H 1B 2B		C H 1-1 F8-1-5 HBP	2 1 0 0 0 0	0 1 0 0 0 0	0 1 0 0 0 0	0 2 0 0 0 0	1 0 0 0 0 0	0 0 0 0 0 0	0 0 0 0 0 0

TOP

Houston Astros @ Montreal Expos

Olympic Stadium, Montreal, QB

Sun Jul 08 1990, 3:33 AM EDT

Att. 26,016 - Sunny - 80 F

livebaseballscorecards.com

AB	36
R	5
H	10
RBI	4
BB	0
SO	8
LOB	16

Inning Stats	1	2	3	4	5	6	7	8	9	1B: 7	SF: 0	WP: 0	PA: 38
R:	0	0	1	0	0	0	3	0	1	2B: 4	SAC: 1	PB: 0	
E:	0	0	0	0	0	0	1	0	1	3B: 0	DP: 1	SB: 0	
K:	2	1	0	1	1	2	1	0	0	HR: 0	HBP: 1	CS: 0	
S:	11	5	13	6	6	11	20	7	11				
H:	1	0	2	0	0	1	4	1	1				
LOB:	1	0	1	0	1	1	1	1	2				
BB:	0	0	0	0	0	0	0	0	0				
P:	13	9	17	7	8	13	24	9	18				

PITCHER		IP	WLS	BF	H	R	ER	SO	BB	IBB	HBP	BLK	WP	HR	S	P	ERA	WHIP
Dennis Martinez, R ERA: 2.84	(1, 1)	7.0	L	29	8	4	4	8	0	0	0	0	0	0	72	91	5.14	1.143
Steve Frey, L ERA: 4.35	(8, 1)	1.0		4	1	0	0	0	0	0	0	0	0	0	7	9	0.00	1.000
Bill Sampen, R ERA: 1.86	(9, 1)	0.0		3	1	1	0	0	0	0	1	0	0	0	4	7	∞	∞
Dale Mohorcic, R ERA: 1.76	(9, 1)	1.0		2	0	0	0	0	0	0	0	0	0	0	7	11	0.00	0.000

PITCHER	IP	WLS	BF	H	R	ER	SO	BB	IBB	HBP	BLK	WP	HR	S	P	ERA	WHIP

Houston Astros @ Montreal Expos

Olympic Stadium, Montreal, QB

Sun Jul 08 1990, 3:33 AM EDT

Att. 26,016 - Sunny - 80 F

livebaseballscorecards.com

BOTTOM

Batter	1	2	3	4	5	6	7	8	9	AB	R	H	RBI	BB	SO	LOB
Dave Martinez, L (1, 8) OBP: 0.333, SLG: 0.452	L6 1B		G3-1 S 1B		K		2B G3-1 1B		BLK 1B	5	2	3	0	0	1	0
Tom Foley, L (1, 4) OBP: 0.346, SLG: 0.329	G4-6-3 1B		G3-1 1-3		P4		G3-1 1-3 2B		G5-3 1-2	3	0	1	0	0	0	1
Junior Noboa, R (7, PH) OBP: 0.268, SLG: 0.317 (8, 4)										2	0	1	0	0	0	1
Larry Walker, L (1, 9) OBP: 0.331, SLG: 0.457	G4-6-3 1-2f		K		F7		G3-1 2-3 3-H		F8	5	0	0	1	0	1	4
Tim Wallach, R (1, 5) OBP: 0.364, SLG: 0.525		G3-1 2B	FC5 BB 3-H 1B			HR	F8			4	1	3	2	0	0	1
Mike Aldrete, L (1, 7) OBP: 0.400, SLG: 0.301		G3-1 2-3	BB 1-2			F8		F8		3	0	0	0	1	0	1
Andres Galarraga, R (1, 3) OBP: 0.319, SLG: 0.386		IBB BB	FC5 2-3f			G6-3		G5-3		3	0	0	0	1	0	2
Mike Fitzgerald, R (1, 2) OBP: 0.375, SLG: 0.412	K	F7				BB		FC6 BB		2	0	0	0	2	1	2
Otis Nixon, S (8, PR) OBP: 0.330, SLG: 0.275										0	0	0	0	0	0	0
Bill Sampen, R (9, 1)										0	0	0	0	0	0	0
Dale Mohorcic, R (9, 1)										0	0	0	0	0	0	0
Spike Owen, S (1, 6) OBP: 0.354, SLG: 0.375		IBB 1-2	K	K	K	K		FC6 1-2f		3	0	0	0	1	2	2
Dennis Martinez, R (1, 1) OBP: 0.143, SLG: 0.146	G5-3		G6-3				F9		F9	2	0	0	0	0	0	3
Wallace Johnson, S (7, PH) OBP: 0.286, SLG: 0.262										1	0	0	0	0	0	0
Steve Frey, R (8, 1)										0	0	0	0	0	0	0
Jerry Goff, L (9, 2) OBP: 0.375, SLG: 0.346										1	0	0	0	0	0	0
Inning Stats	R: 0 H: 1 E: 0 LOB: 0 K: 0 BB: 0 S: 4 P: 4	R: 0 H: 1 E: 0 LOB: 3 K: 1 BB: 2 S: 11 P: 23	R: 1 H: 2 E: 0 LOB: 2 K: 1 BB: 1 S: 12 P: 23	R: 0 H: 0 E: 0 LOB: 0 K: 1 BB: 0 S: 7 P: 9	R: 0 H: 0 E: 0 LOB: 0 K: 1 BB: 0 S: 7 P: 13	R: 1 H: 1 E: 0 LOB: 1 K: 1 BB: 1 S: 8 P: 16	R: 1 H: 2 E: 0 LOB: 1 K: 0 BB: 0 S: 8 P: 10	R: 0 H: 0 E: 0 LOB: 1 K: 0 BB: 1 S: 6 P: 12	R: 0 H: 1 E: 0 LOB: 1 K: 0 BB: 0 S: 10 P: 18							

AB	34
R	3
H	8
RBI	3
BB	5
SO	5
LOB	17

1B: 5	SF: 0
2B: 2	SAC: 0
3B: 0	DP: 1
HR: 1	HBP: 0

WP: 0	PA: 39
PB: 0	
SB: 1	
CS: 0	

PITCHER		IP	WLS	BF	H	R	ER	SO	BB	IBB	HBP	BLK	WP	HR	S	P	ERA	WHIP
Mark Portugal, R ERA: 4.31	(1, 1)	6.0	W	26	5	2	2	5	3	1	0	0	0	1	49	88	3.00	1.333
Juan Agosto, L ERA: 3.29	(7, 1)	0.2		4	2	1	1	0	0	0	0	0	0	0	5	6	13.50	3.000
Jim Clancy, R ERA: 5.52	(7, 1)	0.1		1	0	0	0	0	0	0	0	0	0	0	3	4	0.00	0.000
Dave Smith, R ERA: 2.48	(8, 1)	2.0	S	8	1	0	0	0	1	0	0	1	0	0	16	30	0.00	1.000

PITCHER		IP	WLS	BF	H	R	ER	SO	BB	IBB	HBP	BLK	WP	HR	S	P	ERA	WHIP

Batter	1	2	3	4	5	6	7	8	9	AB	R	H	RBI	BB	SO	LOB
Delino DeShields, L (1, 4) OBP: 0.395, SLG: 0.421	C F B X 1-2 G6-3 ①			S B S B X 2-2 G6-3 ①		B X 1-0 CS 1B		C B X 1-1 G4-3 ③		4	0	1	0	0	0	0
Marquis Grissom, R (1, 8) OBP: 0.322, SLG: 0.339	C C F B F B F F B 3-2 X F9 ②			B B B C X 3-1 G6-3 ②		1 SAFE 1 SAFE B B 2-0 1-2 CS ③	B B X 2-0 HR 1B 1B		B C S B S 2-3 K ①	4	1	1	0	0	1	0
Tim Raines, S (1, 7) OBP: 0.384, SLG: 0.358	B X 1-0 G4-3 ③			C S B X 1-2 S 1B			1 SAFE 1 SAFE C B 1 SAFE 1 SAFE P P 1 SAFE 2-2 1 SAFE 1-2 HR 1B		B B C C F F S 2-3 K ②	4	1	2	0	0	1	0
Tim Wallach, R (1, 5) OBP: 0.366, SLG: 0.535		C X 0-1 F7 ①		1 SAFE B S B X 2-1 1-2 F8 ③			S 1 SAFE B X 1-1 1-H 2-H HR		C B B C X 2-2 1B	4	1	2	3	0	0	1
Larry Walker, L (1, 9) OBP: 0.325, SLG: 0.449		B B F X 2-1 G6-3 ②			X 0-0 F8 ①		B F F X 1-2 G1-3 ①		B F S B B S 3-3 K ③	4	0	0	0	0	1	1
Andres Galarraga, R (1, 3) OBP: 0.316, SLG: 0.382		B S C X 1-2 G1-3 ③			X 0-0 G6-3 ②		B B F B X 3-1 G6-3 ②			3	0	0	0	0	0	0
Nelson Santovenia, R (1, 2) OBP: 0.228, SLG: 0.324			S B X 1-1 P2 ①		C X 0-1 P3 ③		S B B B X 3-1 F9 ③			3	0	0	0	0	0	0
Spike Owen, S (1, 6) OBP: 0.351, SLG: 0.371			B C B X 2-1 G4-3 ②			X 0-0 F8 ①		B C X 1-1 P1 ①		3	0	0	0	0	0	0
Mark Gardner, R (1, 1) OBP: 0.125, SLG: 0.219			S S B S 1-3 K ③			F S F S 0-3 K ②		C S S 0-3 K ②		3	0	0	0	0	3	0
Inning Stats	R: 0 E: 0 K: 0 S: 11 H: 0 LOB: 0 BB: 0 P: 16	R: 0 E: 0 K: 0 S: 7 H: 0 LOB: 0 BB: 0 P: 10	R: 0 E: 0 K: 1 S: 7 H: 0 LOB: 0 BB: 0 P: 11	R: 0 E: 0 K: 0 S: 10 H: 1 LOB: 1 BB: 0 P: 18	R: 0 E: 0 K: 0 S: 4 H: 0 LOB: 0 BB: 0 P: 4	R: 0 E: 0 K: 1 S: 6 H: 1 LOB: 0 BB: 0 P: 9	R: 3 E: 0 K: 0 S: 15 H: 3 LOB: 0 BB: 0 P: 26	R: 0 E: 0 K: 1 S: 7 H: 0 LOB: 0 BB: 0 P: 9	R: 0 E: 0 K: 3 S: 14 H: 1 LOB: 1 BB: 0 P: 23	1B: 5 2B: 0 3B: 0 HR: 1	SF: 0 SAC: 0 DP: 0 HBP: 0						

PITCHER		IP	WLS	BF	H	R	ER	SO	BB	IBB	HBP	BLK	WP	HR	S	P	ERA	WHIP
Tom Glavine, L ERA: 3.76	(1, 1)	8.0	L	28	5	3	3	3	0	0	0	0	0	1	67	103	3.38	0.625
Mark Grant, R ERA: 4.73	(9, 1)	1.0		4	1	0	0	3	0	0	0	0	0	0	14	23	0.00	1.000

PITCHER	IP	WLS	BF	H	R	ER	SO	BB	IBB	HBP	BLK	WP	HR	S	P	ERA	WHIP

Montreal Expos @ Atlanta Braves

Atlanta-Fulton County Stadium, Atlanta, GA

Thu Jul 12 1990, 7:05 PM EDT

Att. 7,654 - Unknown

TOP

livebaseballscorecards.com

AB	32
R	3
H	6
RBI	3
BB	0
SO	6
LOB	2

WP: 0 PA: 33
PB: 0
SB: 1
CS: 1

BOTTOM

Batter	1	2	3	4	5	6	7	8	9	AB	R	H	RBI	BB	SO	LOB
Oddibe McDowell, L (1, 8) OBP: 0.295, SLG: 0.374	B X 1-0 ① P6		B B C F X 2-2 ② F9			B C C C 1-3 ① K			C B S F B C 2-3 ① K	4	0	0	0	0	2	1
Jeff Treadway, L (1, 4) OBP: 0.327, SLG: 0.442	B C F B X 2-2 ② CS 1B 1B		C B X 1-1 ③ P6			S X 0-1 ② G3			X 0-0 ② G4-3	4	0	1	0	0	0	1
Ron Gant, R (1, 7) OBP: 0.366, SLG: 0.592	C B X 1-1 **1-2** 1B			X 0-0 ① G5-3		B C B C F S 2-3 ③ K			X 0-0 ③ L8	4	0	1	0	0	1	0
Jim Presley, R (1, 5) OBP: 0.312, SLG: 0.453	C B B B F S 3-3 ②③ K **2-3**			B B B C X 3-1 FC4-6 1B			B S B X 2-1 ① F7			3	0	1	0	0	1	2
Dale Murphy, R (1, 9) OBP: 0.307, SLG: 0.399		B C X 1-1 ① G5-3		B S C 1 SAFE X 1-2 ② FC4-6 E S **1-2f**			B B B C S S 3-3 ② K			3	0	0	0	0	1	1
David Justice, L (1, 3) OBP: 0.341, SLG: 0.421		C B S X 1-2 ② G3		B S B F B C 3-3 ③ K **1-3**			B B B C F X 3-2 ③ G1-3			3	0	0	0	0	1	1
Jimmy Kremers, L (1, 2) OBP: 0.189, SLG: 0.147		B B F S B C 3-3 ③ K			S F C 0-3 ① K			B S B S B S 3-3 ① K		3	0	0	0	0	3	0
Andres Thomas, R (1, 6) OBP: 0.268, SLG: 0.316			C X 0-1 SH3-4 1B		F S F B F X 1-2 ② G4-3			B C C X 1-2 ② L5		3	0	1	0	0	0	0
Tom Glavine, L (1, 1) OBP: 0.189, SLG: 0.176			1 SAFE X 0-0 ① SH3-4 **1-2**		F C B S 1-3 ③ K			F X 0-1 ③ F9		1	0	0	0	0	1	0
Tommy Gregg, L (8, PH) OBP: 0.247, SLG: 0.278										1	0	0	0	0	0	0
Mark Grant, R (9, 1) OBP: 0.500, SLG: 0.500										0	0	0	0	0	0	0
Inning Stats	R: 0 E: 0 K: 1 S: 9 H: 2 LOB: 2 BB: 0 P: 16	R: 0 E: 0 K: 1 S: 8 H: 0 LOB: 0 BB: 0 P: 13	R: 0 E: 0 K: 0 S: 8 H: 1 LOB: 1 BB: 0 P: 11	R: 0 E: 0 K: 1 S: 9 H: 1 LOB: 1 BB: 0 P: 16	R: 0 E: 0 K: 2 S: 11 H: 0 LOB: 0 BB: 0 P: 13	R: 0 E: 0 K: 2 S: 9 H: 0 LOB: 0 BB: 0 P: 12	R: 0 E: 0 K: 1 S: 8 H: 0 LOB: 0 BB: 0 P: 16	R: 0 E: 0 K: 1 S: 8 H: 0 LOB: 0 BB: 0 P: 12	R: 0 E: 0 K: 1 S: 6 H: 0 LOB: 0 BB: 0 P: 8	1B: 4 2B: 1 3B: 0 HR: 0 SF: 0 SAC: 1 DP: 1 HBP: 0						

PITCHER	IP	WLS	BF	H	R	ER	SO	BB	IBB	HBP	BLK	WP	HR	S	P	ERA	WHIP
Mark Gardner, R (1, 1) ERA: 2.32	9.0	W	30	4	0	0	10	0	0	0	0	0	0	76	117	0.00	0.444

PITCHER	IP	WLS	BF	H	R	ER	SO	BB	IBB	HBP	BLK	WP	HR	S	P	ERA	WHIP

Montreal Expos @ Atlanta Braves

Atlanta-Fulton County Stadium, Atlanta, GA

Thu Jul 12 1990, 7:05 PM EDT

Att. 7,654 - Unknown

livebaseballscorecards.com

AB	29
R	0
H	4
RBI	0
BB	0
SO	10
LOB	6

PA: 30

WP: 0
PB: 0
SB: 1
CS: 1

Montreal Expos @ Atlanta Braves

Atlanta-Fulton County Stadium, Atlanta, GA

Sat Jul 14 1990, 7:05 PM EDT

Cloudy

TOP

livebaseballscorecards.com

Batter	1	2	3	4	5	6	7	8	9	AB	R	H	RBI	BB	SO	LOB
Delino DeShields, L (1, 4) OBP: 0.397, SLG: 0.420	4-2 FC6-4 BB	2-2 G5-3			1-0 F8			3-1 S 1B		3	0	1	0	1	0	1
Dave Martinez, L (1, 8) OBP: 0.327, SLG: 0.443	1-0 FC6-4 CS E 1-2f		1-3 K			1-0 F7		1-2 G3-1 1-2		4	1	0	0	0	1	2
Tim Raines, S (1, 7) OBP: 0.382, SLG: 0.353	1 SAFE 1 SAFE 1 SAFE BB 1 SAFE 1 SAFE 1 SAFE S 4-2 E E 1-2 BB		2-0 G3			2-1 G6-3			0-0 G4-3	3	1	0	0	1	0	0
Tim Wallach, R (1, 5) OBP: 0.362, SLG: 0.528	2-3 K		1-0 P9			1-3 K			1-2 P5	4	0	0	0	0	2	2
Larry Walker, L (1, 9) OBP: 0.326, SLG: 0.447 Marquis Grissom, R (9, PH) OBP: 0.321, SLG: 0.337	1-0 E9 1-H 2-H 1B			3-3 K			3-3 K		1-3 K	3 1	0 0	1 0	1 0	0 0	2 1	0 0
Andres Galarraga, R (1, 3) OBP: 0.313, SLG: 0.378	2-3 K			0-1 G6-3			0-3 K			3	0	0	0	0	2	1
Jerry Goff, L (1, 2) OBP: 0.371, SLG: 0.345 Tim Burke, R (7, 1) OBP: 0.333, SLG: 0.333 Dave Schmidt, R (8, 1)		0-0 SH1-4 1B		0-1 P6			1-2 G3			3 0 0	0 0 0	1 0 0	0 0 0	0 0 0	0 0 0	0 0 0
Tom Foley, L (1, 6) OBP: 0.337, SLG: 0.320 Spike Owen, S (8, PH) OBP: 0.350, SLG: 0.369 (8, 6)		0-1 P6			3-3 K			2-3 K		2 1	0 0	0 0	0 0	0 0	1 1	1 0
Dennis Martinez, R (1, 1) OBP: 0.140, SLG: 0.143 Mike Fitzgerald, R (7, 2) OBP: 0.373, SLG: 0.410		1-0 SH1-4 1-2			3-2 G6-3			1-3 K		1 1	0 0	0 0	0 0	0 0	0 1	0 0

	AB	29
	R	2
	H	3
	RBI	1
	BB	2
	SO	11
	LOB	7

Inning Stats	1	2	3	4	5	6	7	8	9	1B: 3	SF: 0	WP: 0	PA: 32
	R: 2 H: 1 E: 1 LOB: 1 K: 2 BB: 2 S: 12 P: 26	R: 0 H: 1 E: 0 LOB: 1 K: 0 BB: 0 S: 7 P: 10	R: 0 H: 0 E: 0 LOB: 0 K: 1 BB: 0 S: 6 P: 10	R: 0 H: 0 E: 0 LOB: 0 K: 1 BB: 0 S: 7 P: 10	R: 0 H: 0 E: 0 LOB: 0 K: 1 BB: 0 S: 7 P: 14	R: 0 H: 0 E: 0 LOB: 0 K: 1 BB: 0 S: 6 P: 10	R: 0 H: 0 E: 0 LOB: 0 K: 2 BB: 0 S: 12 P: 16	R: 0 H: 1 E: 0 LOB: 1 K: 2 BB: 0 S: 11 P: 18	R: 0 H: 0 E: 0 LOB: 0 K: 1 BB: 0 S: 7 P: 9	2B: 0 3B: 0 HR: 0	SAC: 1 DP: 0 HBP: 0	PB: 0 SB: 1 CS: 1	

PITCHER		IP	WLS	BF	H	R	ER	SO	BB	IBB	HBP	BLK	WP	HR	S	P	ERA	WHIP
29 John Smoltz, R ERA: 4.47	(1, 1)	7.0		25	2	2	0	8	2	0	0	0	0	0	57	96	0.00	0.571
Kent Mercker, L ERA: 1.17	(8, 1)	2.0	W	7	1	0	0	3	0	0	0	0	0	0	18	27	0.00	0.500

PITCHER	IP	WLS	BF	H	R	ER	SO	BB	IBB	HBP	BLK	WP	HR	S	P	ERA	WHIP

Batter	1	2	3	4	5	6	7	8	9	AB	R	H	RBI	BB	SO	LOB
Lonnie Smith, R (1, 7) OBP: 0.354, SLG: 0.427	K		PB, 1B		F7		BLK, S, 1B			4	0	2	0	0	1	1
Jeff Treadway, L (1, 4) OBP: 0.326, SLG: 0.439	G3-1		P2 1-2		1-3, 1B		F7			4	0	1	0	0	0	2
Ron Gant, R (1, 8) OBP: 0.361, SLG: 0.583	G6-3		K		P7		SAFE 1-3			4	0	0	0	0	2	4
Jim Presley, R (1, 5) OBP: 0.315, SLG: 0.453		F9		E5, FC6-4		FC3-6, 1B		HR, 1B		4	1	2	0	0	0	0
David Justice, L (1, 3) OBP: 0.344, SLG: 0.423		FC6-4, 1B		FC6-4 1-2f		FC3-6, 1B 1-2f		HR 1-2		4	1	2	0	0	0	2
Tommy Gregg, L (1, 9) OBP: 0.258, SLG: 0.325		FC6-4, 1B 1-2		K		K		HR 1-H 2-H		4	1	2	3	0	2	2
Jeff Blauser, R (1, 6) OBP: 0.349, SLG: 0.430		FC6-4 1-2f 2-3		K		1-3, 1B		L7		4	0	1	0	0	1	3
Greg Olson, R (1, 2) OBP: 0.368, SLG: 0.420		K			1B, BB	K		K		3	0	0	0	1	3	4
29 John Smoltz, R (1, 1) OBP: 0.308, SLG: 0.182 Oddibe McDowell, L (7, PH) OBP: 0.294, SLG: 0.373 Kent Mercker, L (8, 1)			K	B2			G4-3	G6-3		2 1 1	0 0 0	0 0 0	0 0 0	0 0 0	1 0 0	1 0 0
Inning Stats	R: 0 E: 0 K: 1 S: 8 H: 0 LOB: 0 BB: 0 P: 14	R: 0 E: 0 K: 1 S: 11 H: 2 LOB: 2 BB: 0 P: 15	R: 0 E: 0 K: 2 S: 10 H: 1 LOB: 1 BB: 0 P: 15	R: 0 E: 1 K: 2 S: 11 H: 0 LOB: 1 BB: 0 P: 14	R: 0 E: 0 K: 0 S: 11 H: 1 LOB: 2 BB: 1 P: 21	R: 0 E: 0 K: 2 S: 11 H: 2 LOB: 2 BB: 0 P: 14	R: 0 E: 0 K: 1 S: 13 H: 1 LOB: 1 BB: 0 P: 22	R: 3 E: 0 K: 1 S: 12 H: 3 LOB: 0 BB: 0 P: 16		1B: 9 2B: 0 3B: 0 HR: 1 SF: 0 SAC: 0 DP: 0 HBP: 0						

PITCHER		IP	WLS	BF	H	R	ER	SO	BB	IBB	HBP	BLK	WP	HR	S	P	ERA	WHIP
Dennis Martinez, R ERA: 2.71	(1, 1)	6.0		26	6	0	0	8	1	0	0	0	0	0	62	93	0.00	1.167
Tim Burke, R ERA: 4.13	(7, 1)	1.0		4	1	0	0	1	0	0	0	1	0	0	13	22	0.00	1.000
Dave Schmidt, R ERA: 3.64	(8, 1)	1.0	L	6	3	3	3	1	0	0	0	0	0	1	12	16	27.00	3.000

PITCHER	IP	WLS	BF	H	R	ER	SO	BB	IBB	HBP	BLK	WP	HR	S	P	ERA	WHIP

BOTTOM

Montreal Expos @ Atlanta Braves

Atlanta-Fulton County Stadium, Atlanta, GA

Sat Jul 14 1990, 7:05 PM EDT

Cloudy

livebaseballscorecards.com

AB	35
R	3
H	10
RBI	3
BB	1
SO	10
LOB	19

Batter	1	2	3	4	5	6	7	8	9	AB	R	H	RBI	BB	SO	LOB
Otis Nixon, S (1, 8) OBP: 0.323, SLG: 0.282	F B F C 1-3 K		C C B B X 2-2 ① G4-3		X 0-0 G4-3 SF8 2B	F B C B X 2-2 ③ P3		B C B S X 2-2 ② P2		5	1	1	0	0	1	4
Marquis Grissom, R (1, 9) OBP: 0.323, SLG: 0.335	C B S B B X 3-2 ② F9		B X 1-0 F9 1B 1B		B B B C X 3-1 ① G4-3 2-3		C B B B X 3-1 ① G4-3	B B B C B 4-1 FC6 1-2 2-3 3-H BB		4	0	1	0	1	0	1
Tim Raines, S (1, 7) OBP: 0.383, SLG: 0.351	X 0-0 ③ G6-3		B X 1-0 BB 1-2 1B		B B S S B F B 4-2 S BB		B X 1-0 ② L9	B B F X 2-1 FC6 1-2f ③		4	0	1	0	1	0	3
Tim Wallach, R (1, 5) OBP: 0.365, SLG: 0.529		C B B B B 4-1 HR BB	B X 1-0 ② F9 2-3		B F 1 SAFE S 1 SAFE F B B I 4-2 1-2 IBB		S B F X 1-2 ③ G6-3		S X 0-1 WP 1B 2B	3	2	1	0	2	0	2
Mike Fitzgerald, R (1, 2) OBP: 0.374, SLG: 0.426		B X 1-0 1-H HR	1 SAFE B B B F F F E B B 4-2 1-2 BB		X 0-0 ② SF8 3-H			X 0-0 ① G5-3	B B B B F F S 3-3 ① K 2-3	3	1	1	3	1	1	1
Andres Galarraga, R (1, 3) OBP: 0.314, SLG: 0.378		X 0-0 ① F8	B F F B B B S 3-3 ③ K		F F B C 1-3 ③ K			B B X 2-0 1B E 1B	C F X 0-2 F8 BB 3-H 1B	5	1	2	1	0	2	5
Junior Noboa, R (1, 4) OBP: 0.282, SLG: 0.324		B B X 2-0 1B		L B X 1-1 ① B2-3		B C X 1-1 ① L6		1 SAFE B 1 SAFE 1 SAFE F X 1-1 E 1-3 WP 1B	B F C P B F 1 SAFE F B 4-2 1-2 BB	4	1	2	0	1	0	0
Spike Owen, S (1, 6) OBP: 0.350, SLG: 0.367		B 1 SAFE 1 SAFE X 1-0 ② F7		B X 1-0 ② F8		B C B F F F X 2-2 SH1-4 1B		I I I I 4-0 WP E IBB	C X 0-1 ② F8 2-3	4	0	1	0	1	0	3
Oil Can Boyd, R (1, 1) OBP: 0.059, SLG: 0.059 Steve Frey, R (8, 1) Dale Mohorcic, R (8, 1)		S C X 0-2 ③ G6-3		F S B S 1-3 ③ K		L X 0-1 ② SH1-4 1-2		X 0-0 FC1 WP 1-2 2-3 3-H	F B X 1-1 ③ F8	3 0 1	0 0 0	0 0 0	0 0 0	0 0 0	1 0 0	3 0 2
Inning Stats	R: 0 H: 0 E: 0 LOB: 0 K: 1 BB: 0 S: 7 P: 11	R: 2 H: 2 E: 0 LOB: 1 K: 0 BB: 1 S: 8 P: 16	R: 0 H: 2 E: 0 LOB: 3 K: 1 BB: 1 S: 12 P: 24	R: 0 H: 0 E: 0 LOB: 0 K: 1 BB: 0 S: 6 P: 9	R: 1 H: 1 E: 0 LOB: 2 K: 1 BB: 2 S: 13 P: 25	R: 0 H: 1 E: 0 LOB: 1 K: 0 BB: 0 S: 12 P: 17	R: 0 H: 0 E: 0 LOB: 0 K: 0 BB: 0 S: 6 P: 11	R: 2 H: 2 E: 1 LOB: 3 K: 0 BB: 2 S: 11 P: 26	R: 1 H: 2 E: 0 LOB: 2 K: 1 BB: 1 S: 18 P: 25	1B: 7 SF: 1 2B: 2 SAC: 1 3B: 0 DP: 0 HR: 1 HBP: 0						WP: 2 PA: 45 PB: 0 SB: 1 CS: 0

TOP

Montreal Expos @ Atlanta Braves

Atlanta-Fulton County Stadium, Atlanta, GA

Sat Jul 14 1990, 7:05 PM EDT

Att. 20,452 - Unknown

livebaseballscorecards.com

AB	36
R	6
H	10
RBI	4
BB	7
SO	5
LOB	24

PITCHER		IP	WLS	BF	H	R	ER	SO	BB	IBB	HBP	BLK	WP	HR	S	P	ERA	WHIP
Charlie Leibrandt, L ERA: 3.53	(1, 1)	6.0	L	28	6	3	3	4	3	1	0	0	0	1	58	102	4.50	1.500
Charlie Kerfeld, R ERA: 6.39	(7, 1)	1.1		8	2	2	0	0	0	1	0	0	0	0	11	23	0.00	1.500
Joe Hesketh, L ERA: 5.7	(8, 1)	0.2		3	0	0	0	0	1	0	0	0	1	0	6	14	0.00	1.500
Joe Boever, R ERA: 4.5	(9, 1)	1.0		6	2	1	1	1	1	0	0	0	1	0	18	25	9.00	3.000

PITCHER	IP	WLS	BF	H	R	ER	SO	BB	IBB	HBP	BLK	WP	HR	S	P	ERA	WHIP

BOTTOM

Batter	1	2	3	4	5	6	7	8	9	AB	R	H	RBI	BB	SO	LOB
Oddibe McDowell, L (1, 8) OBP: 0.297, SLG: 0.375	X 0-0 ① B1-3			B B C S X 3-2 E S 1B		B X 1-0 1B		C X 0-1 ① P5	B X 1-0 1B 1-2 2-H	4	0	2	0	0	0	2
Joe Boever, R (9, 1)										0	0	0	0	0	0	0
Jeff Blauser, R (9, PH) OBP: 0.353, SLG: 0.434										1	0	1	1	0	0	0
Jeff Treadway, L (1, 4) OBP: 0.327, SLG: 0.436	C B X 1-1 ② F9			X 0-0 ① L9		B B X 2-0 ② P5		B B C B B 4-1 HBP 1-2 2-3 BB	B X 1-0 1-2 2-3 1B	4	0	1	0	1	0	2
Ron Gant, R (1, 7) OBP: 0.355, SLG: 0.572 (9, 8)	B F X 1-1 ③ G6-3			1 SAFE 1 SAFE B C X 1-1 ② F8		1 SAFE C 1 X 0-1 ③ L7		B F S C 1-3 ② K	X 0-0 ③ L6	5	0	0	0	0	1	8
Jim Presley, R (1, 5) OBP: 0.314, SLG: 0.449		X 0-0 ① F8		B B F B S F F F X 3-2 ③ F8 1-3			X 0-0 ① G6-3	C S F H 1-2 1-2 2-3 3-H HBP		3	0	0	1	0	0	1
David Justice, L (1, 3) OBP: 0.337, SLG: 0.413		S F X 0-2 ② G6-3			S B X 1-1 ① G1-3		X 0-0 ② F9	B F B F F C 2-3 ③ K		4	0	0	0	0	1	3
Dale Murphy, R (1, 9) OBP: 0.312, SLG: 0.401		F B S B X 2-2 ③ G5-3			F F B B B B 4-2 FC5-4 BB		C F X 0-2 1B		B X 1-0 1B 1B	3	1	2	0	1	0	0
Andres Thomas, R (1, 6) OBP: 0.260, SLG: 0.307			B F X 1-1 ① F7		F X 0-1 ② FC5-4 1-2f		F S X 0-2 ③ G5-3		S C B F C 1-3 ① K	4	0	0	0	0	1	3
Jimmy Kremers, L (1, 2) OBP: 0.220, SLG: 0.162			B B C S C 2-3 ② K		B X 1-0 ③ P3			B B B C B 4-1 BB HBP BB	X 0-0 ③ 1B 1B 1-2 1B	3	1	1	0	1	1	1
Charlie Leibrandt, R (1, 1) OBP: 0.350, SLG: 0.278 Tommy Gregg, L (6, PH) OBP: 0.255, SLG: 0.321 Charlie Kerfeld, R (7, 1) Joe Hesketh, R (8, 1) Lonnie Smith, R (8, PH) OBP: 0.355, SLG: 0.425 (9, 7)			F B C B X 2-2 ③ G1-3			F B S F X 1-2 ① G4-3		B C B S B 4-1 HBP BB 1-2 BB	S B X 1-1 ② P9	1 1 0 0 1	0 0 0 0 0	0 0 0 0 2	0 0 0 0 1	0 0 0 0 0	0 0 0 0 0	0 0 0 0 2
Inning Stats	R: 0 E: 0 K: 0 S: 5 H: 0 LOB: 0 BB: 0 P: 7	R: 0 E: 0 K: 0 S: 7 H: 0 LOB: 0 BB: 0 P: 9	R: 0 E: 0 K: 1 S: 8 H: 0 LOB: 0 BB: 0 P: 13	R: 0 E: 0 K: 0 S: 12 H: 1 LOB: 1 BB: 0 P: 19	R: 0 E: 0 K: 0 S: 7 H: 0 LOB: 1 BB: 1 P: 13	R: 0 E: 0 K: 0 S: 8 H: 1 LOB: 1 BB: 0 P: 12	R: 0 E: 0 K: 0 S: 8 H: 1 LOB: 1 BB: 0 P: 8	R: 1 E: 0 K: 2 S: 15 H: 0 LOB: 3 BB: 3 P: 31	R: 1 E: 0 K: 1 S: 11 H: 4 LOB: 3 BB: 0 P: 16	1B: 7 2B: 0 3B: 0 HR: 0	SF: 0 SAC: 0 DP: 0 HBP: 1			WP: 0 PB: 0 SB: 1 CS: 0	PA: 39		

PITCHER		IP	WLS	BF	H	R	ER	SO	BB	IBB	HBP	BLK	WP	HR	S	P	ERA	WHIP
Oil Can Boyd, R ERA: 3.04	(1, 1)	7.0	W	27	3	1	1	1	3	0	0	0	0	0	57	91	1.29	0.857
Steve Frey, L ERA: 4.29	(8, 1)	0.1		2	0	0	0	0	1	0	0	0	0	0	3	7	0.00	3.000
Dale Mohorcic, R ERA: 2.12	(8, 1)	1.2	S	10	4	1	1	3	0	0	1	0	0	0	21	30	5.40	2.400

PITCHER	IP	WLS	BF	H	R	ER	SO	BB	IBB	HBP	BLK	WP	HR	S	P	ERA	WHIP

Montreal Expos @ Atlanta Braves

Atlanta-Fulton County Stadium, Atlanta, GA

Sat Jul 14 1990, 7:05 PM EDT

Att. 20,452 - Unknown

livebaseballscorecards.com

AB	34
R	2
H	7
RBI	2
BB	4
SO	4
LOB	22

Batter	1	2	3	4	5	6	7	8	9	AB	R	H	RBI	BB	SO	LOB
Otis Nixon, S (1, 8) OBP: 0.324, SLG: 0.297	C B X 1-1 L9 ①		B X 1-0 BB 1B HR 2-H 1B		C B X 1-1 G1-3 ①	C X 0-1 S 2-H 2B		S B C X 1-2 FC6 ① S 1-2 1B 2-3	B C X 1-1 G5-3 ③	6	2	2	2	0	0	2
Marquis Grissom, R (1, 9) OBP: 0.320, SLG: 0.331	C S T F C 0-3 K ②		X 0-0 BB HR 1-2 1B		C B S F X 1-2 G4-3 ②	B B S F B S 3-3 K ② 2-3		B 1 SAFE F 1 B B F X 3-2 L6 ② 1-2		5	1	1	0	0	2	3
Tim Raines, S (1, 7) OBP: 0.383, SLG: 0.350	B B X 2-0 L5 ③		B B B B 4-0 HR 1-2 2-3 BB		X 0-0 P5 ③	X 0-0 F8 ③		C B B X 2-1 1B 2-H 3-H		4	1	1	2	1	0	1
Tim Wallach, R (1, 5) OBP: 0.365, SLG: 0.536		S S B X 1-2 G3-1 ① B B F B X 3-1 HR 1-H 2-H 3-H				C X 0-1 SH HR 1B	C B X 1-1 G5-3 ① F 1 SAFE 1 SAFE B F 1 P S	F 1 SAFE 1 SAFE B F 1 P S 2-3 K ③		5	2	2	4	0	1	1
Mike Fitzgerald, R (1, 2) OBP: 0.371, SLG: 0.439		B F S S 1-3 K ② C C B B B F C 3-3 K ②				X 0-0 SH HR 1-3	B C F B B F X 3-2 HR		B B F F X 2-2 E4 1B	4	3	1	1	0	2	0
Andres Galarraga, R (1, 3) OBP: 0.319, SLG: 0.390		B B B C B 4-1 E BB B B F X 2-1 G5-3 ③				F X 0-1 HR 1-H 3-H	B F S S 1-3 K ②		C S X 0-2 E 1B 2-H	4	2	2	4	1	1	0
Junior Noboa, R (1, 4) OBP: 0.273, SLG: 0.313 Steve Frey, R (7, 1) Dave Martinez, L (9, PH) OBP: 0.330, SLG: 0.446 Dave Schmidt, R (9, 1)		B 1 SAFE B B C 1 SAFE X 3-1 G5-3 ③ 1-2		B C X 1-1 L5 ①	B X 1-0 G5-3 ①	X 0-0 G4-3 ③		X 0-0 E1 WP SF7 1B 2-H		4	0	0	0	0	0	1
										0	0	0	0	0	0	0
										1	1	1	0	0	0	0
										0	0	0	0	0	0	0
Spike Owen, S (1, 6) OBP: 0.357, SLG: 0.372			C F B X 1-2 SH1-4 1B 1B B B B B 4-0 CS BB		B X 1-0 2B 1B	B F B B B 4-1 FC6 1B 1B BB	B C F B B F B X 3-2 SF7 ① 2-H			2	3	2	1	2	0	0
Bill Sampen, R (1, 1) Delino DeShields, L (4, PH) OBP: 0.396, SLG: 0.418 Tim Burke, R (4, 1) OBP: 0.333, SLG: 0.333 Mike Aldrete, L (6, PH) OBP: 0.405, SLG: 0.319 Drew Hall, L (6, 1) Dale Mohorcic, R (6, 1) Tom Foley, L (7, 4) OBP: 0.341, SLG: 0.325			L 1 SAFE X 0-1 SH1-4 ① 1-2 B 1 SAFE C C B C 2-3 K ② ③ 1-2		1 SAFE B B 1 X 2-0 2B 1-H 2B	C X 0-1 FC6 1B 1-2	F S C 0-3 K ②			0	0	0	0	0	0	0
										1	0	0	0	0	1	1
										0	0	0	0	0	0	0
										1	1	1	1	0	0	0
										0	0	0	0	0	0	0
										0	0	0	0	0	0	0
										2	0	1	0	0	1	0
Inning Stats	R: 0 E: 0 K: 1 S: 8 H: 0 LOB: 0 BB: 0 P: 11	R: 0 E: 1 K: 1 S: 9 H: 0 LOB: 1 BB: 1 P: 18	R: 5 E: 0 K: 1 S: 15 H: 4 LOB: 1 BB: 1 P: 29	R: 0 E: 0 K: 1 S: 5 H: 0 LOB: 1 BB: 1 P: 12	R: 0 E: 0 K: 0 S: 7 H: 0 LOB: 0 BB: 0 P: 9	R: 5 E: 1 K: 1 S: 14 H: 5 LOB: 1 BB: 0 P: 21	R: 1 E: 0 K: 1 S: 10 H: 1 LOB: 0 BB: 0 P: 15	R: 2 E: 1 K: 1 S: 15 H: 2 LOB: 1 BB: 1 P: 26	R: 3 E: 2 K: 1 S: 16 H: 2 LOB: 0 BB: 0 P: 22	1B: 9 2B: 3 3B: 0 HR: 3	SF: 1 SAC: 2 DP: 1 HBP: 0					

TOP

Montreal Expos @ Atlanta Braves

Atlanta-Fulton County Stadium, Atlanta, GA

Sun Jul 15 1990, 3:33 AM EDT
Att. 11,237 - Sunny - 81 F

livebaseballscorecards.com

AB	39
R	16
H	14
RBI	15
BB	4
SO	8
LOB	9

WP: 1 PB: 0 SB: 2 CS: 1 PA: 46

PITCHER		IP	WLS	BF	H	R	ER	SO	BB	IBB	HBP	BLK	WP	HR	S	P	ERA	WHIP
Steve Avery, L ERA: 5.23	(1, 1)	5.0		23	5	7	7	4	3	0	0	0	0	1	47	82	12.60	1.600
Mark Grant, R ERA: 5.27	(6, 1)	1.0		7	4	3	2	1	0	0	0	0	0	1	11	18	18.00	4.000
Rick Luecken, R ERA: 6.3	(7, 1)	1.0		4	1	1	1	1	0	0	0	0	0	1	10	15	9.00	1.000
Kent Mercker, L ERA: 1.0	(8, 1)	1.1	L	10	4	5	0	1	1	0	0	0	1	0	26	42	0.00	3.750
Joe Hesketh, L ERA: 5.58	(9, 1)	0.2		2	0	0	0	1	0	0	0	0	0	0	5	6	0.00	0.000

PITCHER	IP	WLS	BF	H	R	ER	SO	BB	IBB	HBP	BLK	WP	HR	S	P	ERA	WHIP

Montreal Expos @ Atlanta Braves

Atlanta-Fulton County Stadium, Atlanta, GA

Sun Jul 15 1990, 3:33 AM EDT

Att. 11,237 - Sunny - 81 F

livebaseballscorecards.com

BOTTOM

Batter	1	2	3	4	5	6	7	8	9	AB	R	H	RBI	BB	SO	LOB
Lonnie Smith, R (1, 7) OBP: 0.359, SLG: 0.425	4-2 BB	1-2 G5-3		3-2 G6-3		1-0 F8	1-0 HR	1-1 1B		5	2	2	0	1	0	1
Jeff Treadway, L (1, 4) OBP: 0.330, SLG: 0.448 Alexis Infante, R (9, 4) OBP: 0.069, SLG: 0.071	1-2 G3		1-0 F7	0-0		1-2 BB	0-0 HR	1-2 F7		6 0	2 0	3 0	3 0	0 0	0 0	3 0
Ron Gant, R (1, 8) OBP: 0.361, SLG: 0.572	0-2 G4-3		0-2	3-1		4-1	1-1 F8	0-0 G1-3		5	3	3	0	1	0	2
Jim Presley, R (1, 5) OBP: 0.320, SLG: 0.466	1-0 G4-3		0-1	0-3 K9-2-3		1-2	1-1 HR		1-1 F7	6	2	4	3	0	1	2
David Justice, L (1, 3) OBP: 0.342, SLG: 0.433	0-0 G4-3		2-0	0-0 G3		0-1	3-0 HR		2-1 G3	6	1	3	3	0	0	1
Dale Murphy, R (1, 9) OBP: 0.309, SLG: 0.407	2-2 P8		0-2 P6		0-1 E5	1-3 K	2-2 G5-3		0-1	6	2	1	1	0	1	6
Jeff Blauser, R (1, 6) OBP: 0.359, SLG: 0.435 Kent Mercker, L (8, 1) Joe Hesketh, R (9, 1) Tommy Gregg, L (9, PH) OBP: 0.253, SLG: 0.318		0-1	4-0		2-3	1-0	0-0 L6		0-0 G1-3	4 0 0 1	0 0 0 0	2 0 0 0	2 0 0 0	1 0 0 0	1 0 0 0	1 0 0 0
Jimmy Kremers, L (1, 2) OBP: 0.222, SLG: 0.244 Greg Olson, R (8, PH) OBP: 0.366, SLG: 0.418 (9, 2)	0-3 K		2-1 FC6-4		2-1	1-1 F9		2-0 E5		4 1	1 0	1 0	2 0	0 0	1 0	6 0
Steve Avery, L (1, 1) Mark Grant, R (6, 1) OBP: 0.500, SLG: 0.500 Rick Luecken, R (7, 1) Oddibe McDowell, L (7, PH) OBP: 0.300, SLG: 0.383 Andres Thomas, R (8, 6) OBP: 0.259, SLG: 0.304		1-3 K		1-1 G6-3	0-1 G6-3		0-1	1-1 P6		3 0 0 1 1	0 0 0 1 0	0 0 0 1 0	0 0 0 0 0	0 0 0 0 0	1 0 0 0 0	1 0 0 0 1
Inning Stats	R: 2 E: 0 K: 0 S: 15 H: 2 LOB: 1 BB: 1 P: 22	R: 0 E: 0 K: 2 S: 11 H: 1 LOB: 1 BB: 0 P: 13	R: 1 E: 0 K: 0 S: 13 H: 3 LOB: 3 BB: 1 P: 22	R: 0 E: 0 K: 1 S: 11 H: 2 LOB: 2 BB: 0 P: 18	R: 2 E: 1 K: 1 S: 11 H: 1 LOB: 0 BB: 0 P: 15	R: 3 E: 0 K: 1 S: 19 H: 4 LOB: 2 BB: 1 P: 29	R: 5 E: 0 K: 0 S: 14 H: 5 LOB: 0 BB: 0 P: 22	R: 0 E: 1 K: 0 S: 9 H: 1 LOB: 2 BB: 0 P: 14	R: 1 E: 0 K: 0 S: 7 H: 1 LOB: 0 BB: 0 P: 10	1B: 13 2B: 2 3B: 0 HR: 5 SF: 0 SAC: 0 DP: 0 HBP: 0						

AB	49
R	14
H	20
RBI	14
BB	3
SO	5
LOB	24

WP: 0 PA: 52
PB: 0
SB: 1
CS: 0

PITCHER		IP	WLS	BF	H	R	ER	SO	BB	IBB	HBP	BLK	WP	HR	S	P	ERA	WHIP
Bill Sampen, R ERA: 2.28	(1, 1)	3.0		17	6	3	3	2	2	0	0	0	0	0	39	57	9.00	2.667
Tim Burke, R ERA: 3.81	(4, 1)	2.0		10	3	2	0	2	0	0	0	0	0	1	22	33	0.00	1.500
Drew Hall, L ERA: 4.17	(6, 1)	0.1		5	3	3	3	0	1	0	0	0	0	0	11	18	81.00	12.000
Dale Mohorcic, R ERA: 4.5	(6, 1)	1.0		9	6	5	5	1	0	0	0	0	0	3	17	26	45.00	6.000
Steve Frey, L ERA: 3.97	(7, 1)	1.2	W	7	1	0	0	0	0	0	0	0	0	0	14	21	0.00	0.600

PITCHER		IP	WLS	BF	H	R	ER	SO	BB	IBB	HBP	BLK	WP	HR	S	P	ERA	WHIP
Dave Schmidt, R ERA: 3.77	(9, 1)	1.0	S	4	1	1	1	0	0	0	0	0	0	1	7	10	9.00	1.000

Montreal Expos @ Cincinnati Reds

Riverfront Stadium, Cincinnati, OH

Mon Jul 16 1990, 7:05 PM EDT

Att. 25,521 - Unknown

TOP

livebaseballscorecards.com

Batter	1	2	3	4	5	6	7	8	9	AB	R	H	RBI	BB	SO	LOB
Delino DeShields, L (1, 4) OBP: 0.396, SLG: 0.413	F F B C 1-3 ① K		B B F B B 4-1 1-3 BLK 1B BB	B B X 2-0 ③ F8			B C B B B 4-1 1B BB		C B B X 2-1 ③ 5-3	3	1	0	0	2	1	1
Otis Nixon, S (1, 8) OBP: 0.339, SLG: 0.309	B B B B 4-0 PB E 6-3 BB		B X 1-0 ② 1-3 1-3		X 0-0 S G3 1B		B X 1-0 G6-4-3 1-2 1B			3	1	2	0	1	0	1
Tim Raines, S (1, 7) OBP: 0.381, SLG: 0.348	1 SAFE C B B C B F X 3-2 ② 6-3 1-H		B B C S F B X 3-2 BB 1B 3-H 1B		B C F X 2-2 ① G3 1-2		S B C B S 2-3 ① K			4	0	1	2	0	1	3
Tim Wallach, R (1, 5) OBP: 0.364, SLG: 0.533	C S X 0-2 ③ 5-3		C B S X 1-2 BB 1-2 1B		B B X 2-0 ② P5 2-3		X 0-0 ② ③ G6-4-3 1-2f			4	0	1	0	0	0	3
Mike Fitzgerald, R (1, 2) OBP: 0.374, SLG: 0.438		C C B B S 2-3 ① K	B B B B C S F B 4-2 1-2 2-3 BB		C B S S 1-3 ③ K			B F B B C F X 3-2 G4-6-3 1B		3	0	1	0	1	2	1
Andres Galarraga, R (1, 3) OBP: 0.318, SLG: 0.388		X 0-0 ② 6-3	B C C C F S 1-3 ③ K			X 0-0 FC4-6 1B		X 0-0 ① F8		4	0	1	0	0	1	4
Larry Walker, L (1, 9) OBP: 0.324, SLG: 0.457		B S B S T F F X 2-2 HR		X 0-0 ① F8		B C B F X 2-2 ① FC4-6 4-6-3 1-2f		X 0-0 ② ③ G4-6-3 1-2f		4	1	1	1	0	0	2
Spike Owen, S (1, 6) OBP: 0.356, SLG: 0.370		B B F B T F F X 3-2 ③ 5-3		C B X 1-1 E S FC1-2 1B		C B X 1-1 ② 4-6-3 1-2			C B X 1-1 ① G4-3	4	0	1	0	0	0	1
Zane Smith, L (1, 1) OBP: 0.194, SLG: 0.290 Drew Hall, L (7, 1) Mike Aldrete, L (9, PH) OBP: 0.402, SLG: 0.316			X 0-0 ① 6-3	S B X 1-1 ② FC1-2 1-H		F B X 1-1 ③ 4-3			F C X 0-2 ② F8	3 0 1	0 0 0	0 0 0	0 0 0	0 0 0	0 0 0	2 0 0
Inning Stats	R: 1 E: 1 K: 1 S: 10 H: 0 LOB: 0 BB: 1 P: 18	R: 1 E: 0 K: 1 S: 14 H: 1 LOB: 0 BB: 0 P: 21	R: 1 E: 0 K: 1 S: 17 H: 2 LOB: 3 BB: 2 P: 31	R: 0 E: 0 K: 0 S: 6 H: 1 LOB: 1 BB: 0 P: 10	R: 0 E: 0 K: 1 S: 8 H: 1 LOB: 1 BB: 0 P: 13	R: 0 E: 0 K: 0 S: 8 H: 1 LOB: 1 BB: 0 P: 12	R: 0 E: 0 K: 1 S: 6 H: 1 LOB: 1 BB: 1 P: 13	R: 0 E: 0 K: 0 S: 6 H: 1 LOB: 0 BB: 0 P: 9	R: 0 E: 0 K: 0 S: 7 H: 0 LOB: 0 BB: 0 P: 10	1B: 7 2B: 0 3B: 0 HR: 1 SF: 0 SAC: 0 DP: 2 HBP: 0						

AB	33
R	3
H	8
RBI	3
BB	4
SO	5
LOB	18

WP: 0 PB: 1 SB: 2 CS: 0 PA: 37

PITCHER		IP	WLS	BF	H	R	ER	SO	BB	IBB	HBP	BLK	WP	HR	S	P	ERA	WHIP
Chris Hammond, L ERA: 6.75	(1, 1)	2.2		14	3	3	2	2	3	0	0	1	0	1	37	65	6.75	2.250
Rick Mahler, R ERA: 3.88	(3, 1)	2.1		9	2	0	0	2	0	0	0	0	0	0	18	28	0.00	0.857
Tim Layana, R ERA: 2.57	(6, 1)	4.0	W	14	3	0	0	1	1	0	0	0	0	0	27	44	0.00	1.000

PITCHER	IP	WLS	BF	H	R	ER	SO	BB	IBB	HBP	BLK	WP	HR	S	P	ERA	WHIP

Batter	1	2	3	4	5	6	7	8	9	AB	R	H	RBI	BB	SO	LOB
Billy Hatcher, R (1, 7) OBP: 0.358, SLG: 0.411	B C X 1-1 G6-3 ①		F S B B S 2-3 K ②			C X 0-1 1B HR 2B	B C B X 2-1 S HR 1B			4	2	2	0	0	1	0
Mariano Duncan, R (1, 4) OBP: 0.354, SLG: 0.498	C B S S B B S 3-3 K ②		S B S S B B X 3-2 F9 ③			F X 0-1 1B HR 1B	X 0-0 F9 ②			4	1	1	0	0	1	1
Barry Larkin, R (1, 6) OBP: 0.370, SLG: 0.421	B X 1-0 E 1B			C B B B S F F B 4-2 G6-4-3 BB		C B B B B X 3-1 1-2 2-3 HR 1B	C 1 B X SAFE 1-1 1-H HR			3	2	3	2	1	0	0
Eric Davis, R (1, 8) OBP: 0.344, SLG: 0.471	C B C F B X 2-2 E4 1-3			B X 1-0 G6-4-3 ① ② 1-2f		B F B F F B X 3-2 1-H 2-H 3-H HR	B B C X 2-1 F6 ③			4	1	1	4	0	0	2
Glenn Braggs, R (1, 9) OBP: 0.357, SLG: 0.426	C C F X 0-2 G1 ③			C B B F F X 2-2 F7 ③		B C F C 1-3 K ①		C C B S 1-3 K ①		4	0	0	0	0	2	2
Chris Sabo, R (1, 5) OBP: 0.377, SLG: 0.527		C B X 1-1 F4 ①			B F C X 1-2 S 1B	C F B X 1-2 P6 ②		C B B F X 2-2 HR		4	1	2	1	0	0	0
Todd Benzinger, S (1, 3) OBP: 0.306, SLG: 0.359		B B F C F B X 3-2 6-3 ②			X 0-0 P4 ①	C X 0-1 1-3 ③		B F B S S 2-3 K ②		4	0	0	0	0	1	1
Joe Oliver, R (1, 2) OBP: 0.331, SLG: 0.366		B F F B B B X 3-2 5-3 ③			B S B C S 2-3 K ② 1-3		X 0-0 HR	B S S B F B B 4-2 BB		3	1	1	1	1	1	1
Chris Hammond, L (1, 1) Rick Mahler, R (3, 1) OBP: 0.143, SLG: 0.190 Luis Quinones, S (5, PH) OBP: 0.297, SLG: 0.317 Tim Layana, R (6, 1)			B X 1-0 F8 ①		C C B C 1-3 K ③		X 0-0 G4-3 ①	B S X 1-1 P3 ③		0 1 1 2	0 0 0 0	0 0 0 0	0 0 0 0	0 0 0 0	0 0 1 0	0 0 1 1
Inning Stats	R: 0 E: 1 K: 1 S: 14 H: 1 LOB: 2 BB: 0 P: 21	R: 0 E: 0 K: 0 S: 9 H: 0 LOB: 0 BB: 0 P: 16	R: 0 E: 0 K: 1 S: 7 H: 0 LOB: 0 BB: 0 P: 13	R: 0 E: 0 K: 0 S: 9 H: 0 LOB: 0 BB: 1 P: 16	R: 0 E: 0 K: 2 S: 10 H: 1 LOB: 1 BB: 0 P: 14	R: 4 E: 0 K: 1 S: 18 H: 4 LOB: 0 BB: 0 P: 26	R: 3 E: 0 K: 0 S: 9 H: 3 LOB: 0 BB: 0 P: 14	R: 1 E: 0 K: 2 S: 13 H: 1 LOB: 1 BB: 1 P: 23		1B: 5 2B: 1 3B: 0 HR: 4 SF: 0 SAC: 0 DP: 1 HBP: 0						

PITCHER	IP	WLS	BF	H	R	ER	SO	BB	IBB	HBP	BLK	WP	HR	S	P	ERA	WHIP
Zane Smith, L (1, 1) ERA: 3.32	6.2	L	30	9	7	7	5	1	0	0	0	0	3	74	116	9.45	1.500
Drew Hall, L (7, 1) ERA: 4.24	1.1		6	1	1	1	2	1	0	0	0	0	1	15	27	6.75	1.500

PITCHER	IP	WLS	BF	H	R	ER	SO	BB	IBB	HBP	BLK	WP	HR	S	P	ERA	WHIP

BOTTOM

Montreal Expos @ Cincinnati Reds

Riverfront Stadium, Cincinnati, OH

Mon Jul 16 1990, 7:05 PM EDT

Att. 25,521 - Unknown

livebaseballscorecards.com

AB	34
R	8
H	10
RBI	8
BB	2
SO	7
LOB	9

WP: 0 PB: 0 SB: 3 CS: 0 PA: 36

Batter	1	2	3	4	5	6	7	8	9	AB	R	H	RBI	BB	SO	LOB
Delino DeShields, L (1, 4) OBP: 0.394, SLG: 0.410	G6-3	1 SAFE 1 SAFE FC4-6 1-2f			1B		K			4	0	1	0	0	1	2
Dave Martinez, L (1, 8) OBP: 0.329, SLG: 0.457	HR		F9		P2 1-2			L9		4	1	1	1	0	0	1
Tim Raines, S (1, 7) OBP: 0.383, SLG: 0.348	1B		G3		F7			BB		3	0	1	0	1	0	1
Otis Nixon, S (8, 7) OBP: 0.339, SLG: 0.309										0	0	0	0	0	0	0
Tim Wallach, R (1, 5) OBP: 0.360, SLG: 0.527	F9		K			K		G6-4-3 1-2f		4	0	0	0	0	2	2
Larry Walker, L (1, 9) OBP: 0.323, SLG: 0.453	1B 1-2			K		K			4-3	4	0	1	0	0	2	0
Andres Galarraga, R (1, 3) OBP: 0.320, SLG: 0.399	K			HR		1B			F9	4	1	2	1	0	1	2
Mike Fitzgerald, R (1, 2) OBP: 0.367, SLG: 0.428		K		5-3			6-3		F7	4	0	0	0	0	1	0
Tom Foley, L (1, 6) OBP: 0.341, SLG: 0.325		K		K2-3			1B			3	0	1	0	0	2	0
Mark Gardner, R (1, 1) OBP: 0.147, SLG: 0.235		FC4-6 1B			K		K			2	0	1	0	0	1	0
Mike Aldrete, L (7, PH) OBP: 0.398, SLG: 0.313										1	0	0	0	0	1	1
Bill Sampen, R (7, 1)										0	0	0	0	0	0	0
Inning Stats	R: 1 E: 0 K: 1 S: 18 H: 3 LOB: 2 BB: 0 P: 27	R: 0 E: 0 K: 2 S: 8 H: 1 LOB: 1 BB: 0 P: 10	R: 0 E: 0 K: 1 S: 8 H: 0 LOB: 0 BB: 0 P: 11	R: 1 E: 0 K: 2 S: 12 H: 1 LOB: 0 BB: 0 P: 19	R: 0 E: 0 K: 1 S: 12 H: 1 LOB: 1 BB: 0 P: 18	R: 0 E: 0 K: 2 S: 9 H: 1 LOB: 1 BB: 0 P: 11	R: 0 E: 0 K: 2 S: 11 H: 1 LOB: 1 BB: 0 P: 18	R: 0 E: 0 K: 0 S: 5 H: 0 LOB: 0 BB: 1 P: 10	R: 0 E: 0 K: 0 S: 8 H: 0 LOB: 0 BB: 0 P: 10	1B: 6 2B: 0 3B: 0 HR: 2 SF: 0 SAC: 0 DP: 1 HBP: 0						

PITCHER	IP	WLS	BF	H	R	ER	SO	BB	IBB	HBP	BLK	WP	HR	S	P	ERA	WHIP
Scott Scudder, R (1, 1) ERA: 5.95	6.1	W	26	8	2	2	9	0	0	0	0	0	2	70	103	2.84	1.263
Rob Dibble, R (7, 1) ERA: 2.21	1.2		5	0	0	0	2	1	0	0	0	0	0	13	21	0.00	0.600
Randy Myers, L (9, 1) ERA: 1.98	1.0		3	0	0	0	0	0	0	0	0	0	0	8	10	0.00	0.000

PITCHER	IP	WLS	BF	H	R	ER	SO	BB	IBB	HBP	BLK	WP	HR	S	P	ERA	WHIP

TOP

Montreal Expos @ Cincinnati Reds

Riverfront Stadium, Cincinnati, OH

Tue Jul 17 1990, 7:05 PM EDT
Att. 30,828 - Unknown - 84 F

livebaseballscorecards.com

AB	33
R	2
H	8
RBI	2
BB	1
SO	11
LOB	9

WP: 0 PB: 0 SB: 1 CS: 0 PA: 34

Montreal Expos @ Cincinnati Reds

Riverfront Stadium, Cincinnati, OH

Tue Jul 17 1990, 7:05 PM EDT

Att. 30,828 - Unknown - 84 F

livebaseballscorecards.com

BOTTOM

Batter	1	2	3	4	5	6	7	8	9	AB	R	H	RBI	BB	SO	LOB
Billy Hatcher, R (1, 7) OBP: 0.356, SLG: 0.412	2-2 1B 2B	0-1 F8		1-2 6-3			0-2 F6			4	1	1	0	0	0	0
Barry Larkin, R (1, 6) OBP: 0.374, SLG: 0.423	4-1 1B SF8 BB		1-0 6-3 BB 1B		1-1 1-3		0-0 S 1B			3	1	2	0	1	0	0
Paul O'Neill, L (1, 9) OBP: 0.356, SLG: 0.452	1-1 SF8 BB SF8 1B 1-3 2-H		4-1 6-3 BB 1-2		1-1 L4		1-1 F7 1-2			3	1	1	1	1	0	1
Eric Davis, R (1, 8) OBP: 0.347, SLG: 0.467	4-2 SF8 BB 1-2		0-2 F9		1-1 G6-3			4-1 F9 1B 2B BB		2	1	0	0	2	0	2
Hal Morris, L (1, 3) OBP: 0.410, SLG: 0.549 Rob Dibble, L (7, 1) Herm Winningham, L (8, PH) OBP: 0.292, SLG: 0.373 Randy Myers, L (9, 1)	0-1 SF8 1-2 2-3 3-H		3-1 6-3 1-2 2-3			1-2 1B		3-2 2B 1B 1-2		2 0 1 0	0 0 1 0	1 0 1 0	1 0 0 0	0 0 0 0	0 0 0 0	2 0 0 0
Chris Sabo, R (1, 5) OBP: 0.373, SLG: 0.522	2-2 SF8 3-H		3-3 S K			2-1 F7		1-2 F7		3	0	0	1	0	1	5
Mariano Duncan, R (1, 4) OBP: 0.352, SLG: 0.506	1-1 F8			1-0 HR		3-1 F9		0-0 F9 2-3		4	1	1	1	0	0	4
Joe Oliver, R (1, 2) OBP: 0.330, SLG: 0.369		2-2 F8		2-3 K		0-1 5-3		0-0 2B 1-H 3-H		4	0	1	2	0	1	1
Scott Scudder, R (1, 1) OBP: 0.200, SLG: 0.200 Todd Benzinger, S (7, 3) OBP: 0.304, SLG: 0.356		1-1 4-3		0-3 K			3-3 K	1-3 K		2 2	0 0	0 0	0 0	0 0	1 2	0 1
Inning Stats	R: 3 H: 2 E: 0 LOB: 1 K: 0 BB: 2 S: 17 P: 31	R: 0 H: 0 E: 0 LOB: 0 K: 0 BB: 0 S: 8 P: 11	R: 0 H: 1 E: 0 LOB: 2 K: 1 BB: 1 S: 14 P: 25	R: 1 H: 1 E: 0 LOB: 0 K: 2 BB: 0 S: 10 P: 14	R: 0 H: 0 E: 0 LOB: 0 K: 0 BB: 0 S: 6 P: 9	R: 0 H: 1 E: 0 LOB: 1 K: 0 BB: 0 S: 9 P: 15	R: 0 H: 1 E: 0 LOB: 1 K: 1 BB: 0 S: 11 P: 14	R: 2 H: 2 E: 0 LOB: 1 K: 1 BB: 1 S: 18 P: 27		1B: 5 SF: 2 2B: 2 SAC: 0 3B: 0 DP: 0 HR: 1 HBP: 0				WP: 0 PA: 36 PB: 0 SB: 1 CS: 0		

	AB	R	H	RBI	BB	SO	LOB
AB	30						
R	6						
H	8						
RBI	6						
BB	4						
SO	5						
LOB	16						

PITCHER		IP	WLS	BF	H	R	ER	SO	BB	IBB	HBP	BLK	WP	HR	S	P	ERA	WHIP
Mark Gardner, R ERA: 2.52	(1, 1)	6.0	L	26	5	4	4	3	3	0	0	0	0	1	64	105	6.00	1.333
Bill Sampen, R ERA: 2.53	(7, 1)	2.0		10	3	2	2	2	1	0	0	0	0	0	29	41	9.00	2.000

PITCHER	IP	WLS	BF	H	R	ER	SO	BB	IBB	HBP	BLK	WP	HR	S	P	ERA	WHIP

Montreal Expos @ Cincinnati Reds

Riverfront Stadium, Cincinnati, OH

Wed Jul 18 1990, 7:05 PM EDT

Att. 27,180 - Unknown - 84 F

TOP

livebaseballscorecards.com

Batter	1	2	3	4	5	6	7	8	9	10	11	AB	R	H	RBI	BB	SO	LOB
Otis Nixon, S (1, 8) OBP: 0.330, SLG: 0.300	C X 0-1 ① F4			F X 0-1 E S 1B		C B X 1-1 FC3 FC6-4 3-H		X 0-0 ① L9	F C 1 SAFE F C 0-3 ① K		B B C C X 2-2 ③ F8	6	0	1	1	0	1	3
Marquis Grissom, R (1, 7) OBP: 0.317, SLG: 0.328 Dave Schmidt, R (9, 1)	B X 1-0 ② F7			1 SAFE 1 SAFE B S B 2 SAFE X 2-1 ① F7 1-3		1 SAFE C 1 SAFE P F 1 SAFE X 1-2 ② FC6-4 HR 1-2f		B C X 1-1 G4-3 1B 1B	C X 0-2 ② P3			5 0	1 0	1 0	0 0	0 0	0 0	5 0
Andres Galarraga, R (1, 3) OBP: 0.324, SLG: 0.421	B F C B B F X 3-2 ③ F9			B F F C 1-3 ② K		X 0-0 1-H HR		C 1 SAFE 1 SAFE X 0-1 G4-3 1-2 1B	B S S X 1-2 1-H 2-H 3-H HR			5	2	3	6	0	1	1
Tim Wallach, R (1, 5) OBP: 0.358, SLG: 0.522		C B F F B B B F X 3-2 ① G6-3		X 0-0 ③ L7		C B C F F F X 1-2 1B		B C C F B F F X 2-2 ② G4-3 1-2 2-3	S X 0-1 ③ F9			5	0	1	0	0	0	3
Mike Fitzgerald, R (1, 2) OBP: 0.372, SLG: 0.426		C B B X 2-1 ② F8			F X 0-1 ① 1B	S B S X 1-2 ③ F9		C B B I 4-1 IBB		B B B B 4-0 FC6-4 BB		3	0	1	0	2	0	1
Larry Walker, L (1, 9) OBP: 0.320, SLG: 0.448 Tim Raines, S (8, PH) OBP: 0.381, SLG: 0.346 Mike Aldrete, L (8, 9) OBP: 0.395, SLG: 0.309 (9, 7)		F F B B B X 2-2 ③ F7			S F C 0-3 ② K	X 0-0 ① G4-3	B S S X 1-2 ③ P4			S S X 0-2 ① FC6-4 CS 1-2f		3 1 1	0 0 0	0 0 0	0 0 0	0 0 0	1 0 0	0 3 1
Junior Noboa, R (1, 4) OBP: 0.278, SLG: 0.316 (9, 9)			B X 1-0 E1 L5-4 1B		B F F X 1-2 ③ G5-3		F X 0-1 ② F8		B C F F B F X 2-2 BB E HR 1B	C X 0-1 ② L5		5	1	2	0	0	0	1
Spike Owen, S (1, 6) OBP: 0.357, SLG: 0.382			B B C B C X 3-2 ① F4			B X 1-0 FC3 3B	B C B B X 3-1 2B		C B B F B X 2-2 FC5 BB 1-2 HR	C B 1-1 ③ CS 1-2	B C F X 1-2 ① F8	5	2	2	0	0	0	2
Dennis Martinez, R (1, 1) OBP: 0.133, SLG: 0.136 Dave Martinez, L (7, PH) OBP: 0.327, SLG: 0.455 Tim Burke, R (7, 1) OBP: 0.333, SLG: 0.333 Dale Mohorcic, R (8, 1) Delino DeShields, L (9, PH) OBP: 0.394, SLG: 0.408 (9, 4)			X 0-0 ② ③ L5-4 2-3			B B F C B S 3-3 ① K	B F B C C 2-3 ③ K		C B B B C S 4-2 HR 1-2 2-3 BB		B B S B X 3-1 ② G6-3	2 1 0 0 1	0 0 0 0 1	0 0 0 0 0	0 0 0 0 1	1 1 0 0 0	2 1 0 0 0	2 1 0 0 0
Inning Stats	R: 0 E: 0 K: 0 S: 7 / H: 0 LOB: 0 BB: 0 P: 11	R: 0 E: 0 K: 0 S: 10 / H: 0 LOB: 0 BB: 0 P: 17	R: 0 E: 1 K: 0 S: 5 / H: 1 LOB: 0 BB: 0 P: 9	R: 0 E: 1 K: 1 S: 8 / H: 1 LOB: 1 BB: 0 P: 11	R: 0 E: 0 K: 1 S: 8 / H: 1 LOB: 0 BB: 0 P: 9	R: 3 E: 0 K: 1 S: 19 / H: 3 LOB: 1 BB: 0 P: 26	R: 0 E: 0 K: 1 S: 8 / H: 1 LOB: 1 BB: 0 P: 13	R: 0 E: 0 K: 0 S: 14 / H: 2 LOB: 3 BB: 1 P: 22	R: 4 E: 1 K: 1 S: 21 / H: 2 LOB: 0 BB: 1 P: 30	R: 0 E: 0 K: 0 S: 6 / H: 0 LOB: 0 BB: 1 P: 11	R: 0 E: 0 K: 0 S: 8 / H: 0 LOB: 0 BB: 0 P: 14	1B: 7 2B: 2 3B: 1 HR: 2	SF: 0 SAC: 0 DP: 1 HBP: 0			WP: 0 PB: 0 SB: 1 CS: 1	PA: 47	

	AB	43
	R	7
	H	11
	RBI	7
	BB	3
	SO	5
	LOB	23

PITCHER		IP	WLS	BF	H	R	ER	SO	BB	IBB	HBP	BLK	WP	HR	S	P	ERA	WHIP
Tom Browning, L ERA: 2.87	(1, 1)	7.1		29	8	3	3	4	0	0	0	0	0	1	68	100	3.68	1.091
Randy Myers, L ERA: 1.93	(8, 1)	1.1		10	3	4	0	1	1	1	0	0	0	1	30	46	0.00	3.000
Rick Mahler, R ERA: 3.75	(9, 1)	2.1	W	7	0	0	0	0	1	0	0	0	0	0	16	27	0.00	0.429

PITCHER	IP	WLS	BF	H	R	ER	SO	BB	IBB	HBP	BLK	WP	HR	S	P	ERA	WHIP

Batter	1	2	3	4	5	6	7	8	9	10	11	AB	R	H	RBI	BB	SO	LOB
Chris Sabo, R (1, 5) OBP: 0.375, SLG: 0.522	G4-3			FC3-6, 1B	F7		G6-4-3	1-3, 2-H			L5	6	1	3	1	0	0	0
Barry Larkin, R (1, 6) OBP: 0.373, SLG: 0.427	F9			FC3-6	G6-3		G6-4-3	G3			1B	6	1	2	0	0	0	1
Paul O'Neill, L (1, 9) OBP: 0.355, SLG: 0.449	F7			FC3-6, 1B, HBP, BB		G3-1	G4-3	G4-3			3-H	6	1	2	1	0	0	2
Eric Davis, R (1, 8) OBP: 0.352, SLG: 0.465		K		BB, 1B, HBP		S, 1B		1B, SF9, BB	G4-3			3	2	1	0	1	1	1
Hal Morris, L (1, 3) OBP: 0.422, SLG: 0.553		G4-3		BB		HBP		G4-3, S		L7		5	2	3	1	0	0	0
Glenn Braggs, R (1, 7) OBP: 0.358, SLG: 0.422		K		BB		HBP		SF9		P5		2	0	0	2	1	1	0
Ron Oester, S (1, 4) OBP: 0.336, SLG: 0.385	G5-3	K						G4-3		S		4	0	0	0	0	2	7
Mariano Duncan, R (9, 4) OBP: 0.355, SLG: 0.509						K				1B		1	0	1	0	0	0	0
Joe Oliver, R (1, 2) OBP: 0.331, SLG: 0.367	F9	G6-3				1-3, 2-H, 3-H, 1B		1B, 1B, IBB		F9, 1-2		4	1	1	2	1	0	4
Tom Browning, L (1, 1) OBP: 0.140, SLG: 0.143	F9				G6-3	G1-3		1-2, 3-H, 1B			F8	3	0	0	0	0	0	2
Randy Myers, L (8, 1) OBP: 0.500, SLG: 0.500												1	0	1	1	0	0	0
Rick Mahler, R (9, 1) OBP: 0.143, SLG: 0.190												0	0	0	0	0	0	0
Herm Winningham, L (11, PH) OBP: 0.289, SLG: 0.369												1	0	0	0	0	0	0
Inning Stats	R: 0 E: 0 K: 0 S: 3 H: 0 LOB: 0 BB: 0 P: 7	R: 0 E: 0 K: 2 S: 7 H: 0 LOB: 0 BB: 0 P: 10	R: 0 E: 0 K: 0 S: 5 H: 0 LOB: 0 BB: 0 P: 8	R: 2 E: 0 K: 1 S: 15 H: 3 LOB: 3 BB: 1 P: 31	R: 0 E: 0 K: 0 S: 5 H: 0 LOB: 0 BB: 0 P: 8	R: 2 E: 0 K: 1 S: 16 H: 3 LOB: 2 BB: 0 P: 24	R: 0 E: 0 K: 0 S: 9 H: 1 LOB: 0 BB: 0 P: 17	R: 3 E: 0 K: 0 S: 16 H: 3 LOB: 2 BB: 2 P: 27	R: 0 E: 0 K: 0 S: 6 H: 1 LOB: 0 BB: 0 P: 9	R: 0 E: 0 K: 0 S: 11 H: 1 LOB: 1 BB: 0 P: 18	R: 1 E: 0 K: 0 S: 7 H: 2 LOB: 1 BB: 0 P: 11	1B: 13 2B: 0 3B: 1 HR: 0 SF: 1 SAC: 0 DP: 2 HBP: 2	WP: 0 PB: 0 SB: 3 CS: 0 PA: 48					

PITCHER	IP	WLS	BF	H	R	ER	SO	BB	IBB	HBP	BLK	WP	HR	S	P	ERA	WHIP
Dennis Martinez, R (1, 1) ERA: 2.85	6.0		27	6	4	4	4	1	0	2	0	0	0	51	88	6.00	1.167
Tim Burke, R (7, 1) ERA: 4.55	1.2		9	3	3	3	0	1	1	0	0	0	0	23	41	16.20	2.400
Dale Mohorcic, R (8, 1) ERA: 4.42	0.1		1	1	0	0	0	0	0	0	0	0	0	2	3	0.00	3.000
Dave Schmidt, R (9, 1) ERA: 3.74	2.2	L	11	4	1	1	0	0	0	0	0	0	0	24	38	3.38	1.500

PITCHER	IP	WLS	BF	H	R	ER	SO	BB	IBB	HBP	BLK	WP	HR	S	P	ERA	WHIP

BOTTOM

Montreal Expos @ Cincinnati Reds

Riverfront Stadium, Cincinnati, OH

Wed Jul 18 1990, 7:05 PM EDT

Att. 27,180 - Unknown - 84 F

livebaseballscorecards.com

AB	42
R	8
H	14
RBI	8
BB	3
SO	4
LOB	17

Batter	1	2	3	4	5	6	7	8	9	10	11	AB	R	H	RBI	BB	SO	LOB
Delino DeShields, L (1, 4) OBP: 0.391, SLG: 0.404	F8		FC4 WP S 1-2f			F8		G4-3		CS 1B		5	0	1	0	0	0	1
Otis Nixon, S (1, 8) OBP: 0.336, SLG: 0.301	G3		WP BB 1-2			G6-3		G5-3 HR 1B		S 1B 1-2		3	1	1	0	1	0	0
Tim Raines, S (9, 7) OBP: 0.384, SLG: 0.349												1	0	1	0	0	0	0
(10, PH) (10, 7)																		
Andres Galarraga, R (1, 3) OBP: 0.322, SLG: 0.426	K		K 1-2 2-3			HR		G5-3 1-2		P3 1-2		5	1	1	1	0	2	4
Tim Wallach, R (1, 5) OBP: 0.359, SLG: 0.529		F9		G5-3		G3-4-1		HR 2-H			1B	5	1	2	2	0	0	0
Mike Fitzgerald, R (1, 2) OBP: 0.364, SLG: 0.415		F7		F8			G5-3	K			K	5	0	0	0	0	2	1
Larry Walker, L (1, 9) OBP: 0.321, SLG: 0.444		S 1B		F7			S BB		K		L5	4	0	1	0	1	1	1
Marquis Grissom, R (1, 7) OBP: 0.312, SLG: 0.323		F8 1-2			G5-3		K 1-2		P8		F9	3	0	0	0	0	1	2
Dave Martinez, L (9, PH) OBP: 0.324, SLG: 0.450												2	0	0	0	0	0	1
(9, 8)																		
Spike Owen, S (1, 6) OBP: 0.356, SLG: 0.379			F7		K2-3		BB		K			2	0	0	0	1	1	0
Steve Frey, R (7, 1)												0	0	0	0	0	0	0
Mike Aldrete, L (9, PH) OBP: 0.392, SLG: 0.306												1	0	0	0	0	1	0
Bill Sampen, R (9, 1)												0	0	0	0	0	0	0
Oil Can Boyd, R (1, 1) OBP: 0.083, SLG: 0.083			FC4 1B		G4-3		P3			K		2	0	1	0	0	0	0
Junior Noboa, R (7, PH) OBP: 0.273, SLG: 0.311												2	0	0	0	0	1	2
(7, 6)																		
Inning Stats	R: 0 E: 0 K: 1 S: 5 H: 0 LOB: 0 BB: 0 P: 9	R: 0 E: 0 K: 0 S: 10 H: 1 LOB: 1 BB: 0 P: 14	R: 0 E: 0 K: 1 S: 15 H: 1 LOB: 2 BB: 1 P: 26	R: 0 E: 0 K: 0 S: 4 H: 0 LOB: 0 BB: 0 P: 8	R: 0 E: 0 K: 1 S: 8 H: 0 LOB: 0 BB: 0 P: 11	R: 1 E: 0 K: 0 S: 7 H: 1 LOB: 0 BB: 0 P: 10	R: 0 E: 0 K: 1 S: 15 H: 0 LOB: 2 BB: 2 P: 27	R: 2 E: 0 K: 1 S: 11 H: 2 LOB: 0 BB: 0 P: 18	R: 0 E: 0 K: 2 S: 11 H: 0 LOB: 0 BB: 0 P: 14	R: 0 E: 0 K: 1 S: 15 H: 2 LOB: 1 BB: 0 P: 25	R: 0 E: 0 K: 1 S: 8 H: 1 LOB: 1 BB: 0 P: 10	1B: 6 2B: 0 3B: 0 HR: 2	SF: 0 SAC: 0 DP: 0 HBP: 0					

PITCHER		IP	WLS	BF	H	R	ER	SO	BB	IBB	HBP	BLK	WP	HR	S	P	ERA	WHIP
Jim Deshaies, L ERA: 4.3	(1, 1)	7.0		27	3	1	1	4	3	0	0	0	1	1	64	105	1.29	0.857
Juan Agosto, L ERA: 3.19	(8, 1)	0.2		3	1	1	1	0	0	0	0	0	0	0	7	11	13.50	1.500
Dave Smith, R ERA: 2.57	(8, 1)	1.1		5	1	1	1	3	0	0	0	0	0	1	15	21	6.75	0.750
Larry Andersen, R ERA: 2.53	(10, 1)	2.0	W	8	3	0	0	2	0	0	0	0	0	0	23	35	0.00	1.500

PITCHER	IP	WLS	BF	H	R	ER	SO	BB	IBB	HBP	BLK	WP	HR	S	P	ERA	WHIP

TOP

Montreal Expos @ Houston Astros

Astrodome, Houston, TX

Thu Jul 19 1990, 8:05 PM EDT

Att. 16,312 - Dome

livebaseballscorecards.com

AB	40
R	3
H	8
RBI	3
BB	3
SO	9
LOB	12

WP: 1	PA: 43		
PB: 0			
SB: 4			
CS: 1			

Batter	1	2	3	4	5	6	7	8	9	10	11	AB	R	H	RBI	BB	SO	LOB
Eric Yelding, R (1, 6) OBP: 0.323, SLG: 0.295	X 0-0 G5-3 ①		B B X 2-0 G5-3 ③			C C X 0-2 CS 1B		C X 0-1 G6-3 ②		X 0-0 B3-4 1-2f ①②		5	0	1	0	0	0	1
Bill Doran, S (1, 4) OBP: 0.382, SLG: 0.344	B C B B B 4-1 G5-3 BB			B C F B B X 3-2 G3 ①		1 SAFE B B B C X 3-1 1-2 HR ①		B S C C 2-3 K ③		C B B B B BB		3	1	1	1	2	1	0
Javier Ortiz, R (1, 9) OBP: 0.407, SLG: 0.481 (8, 7)	X 0-0 G5-3 1-2 ②			F X 0-1 G5-3 ②		B B B B 4-0 S BB			C S F B B F F B F 4-2 F B BB G4-3 BB	C X 0-1 P6 ③		3	0	0	0	2	0	2
Franklin Stubbs, L (1, 3) OBP: 0.303, SLG: 0.462	B C X 1-1 F9 ③			B B C X 2-1 P2 ③		B C X 2-1 F9 ②			L B P F F X 2-2 G4-3 1-2 ①		B S X 1-1 S 1B 1B	5	1	1	0	0	0	3
Ken Caminiti, S (1, 5) OBP: 0.309, SLG: 0.312		C B X 1-1 L9 ①			C B X 2-1 1B PB 1B	B B B C C S 3-3 K 1-2 ③			I I I I 4-0 BB IBB		C F F F X 0-2 1-H 1B	4	1	2	1	1	1	1
Craig Biggio, R (1, 8) OBP: 0.350, SLG: 0.355		B B C F F B S 3-3 K ②			B X 1-0 PB S 1-3 SH5-3-2 1B		B B C X 2-1 P2 ①		C S X 0-2 P4 ②			4	1	1	0	0	1	2
Rich Gedman, L (1, 2) OBP: 0.354, SLG: 0.316 Carl Nichols, R (9, PR) OBP: 0.286, SLG: 0.429 (10, 2)		B B X 2-0 F8 ③			1 SAFE B B B S B X 3-1 G3 1-2 ①		C S B S 1-3 K ②		B B F S B B 4-2 1-2 2-3 BB			3	0	0	0	1	1	2
												0	0	0	0	0	0	0
Casey Candaele, S (1, 7) OBP: 0.372, SLG: 0.425 Dave Smith, R (8, 1) Terry Puhl, L (9, PH) OBP: 0.359, SLG: 0.294 Larry Andersen, R (10, 1)			B F X 1-1 G3 ①		I I I I 4-0 PB SH5-3-2 IBB		B B F S B F X 3-2 F7 ③		B C X 1-1 F7 ③			2	0	0	0	1	0	0
												0	0	0	0	0	0	0
												1	0	0	0	0	0	3
												0	0	0	0	0	0	0
Jim Deshaies, L (1, 1) OBP: 0.030, SLG: 0.030 Juan Agosto, L (8, 1) Glenn Wilson, R (8, 9) OBP: 0.286, SLG: 0.349			F B F C 1-3 K ②		B B F X 2-1 SH5-3-2 1-Hf 2-H 3-H ②③			X 0-0 L8 ①		B S C B B B 4-2 B3-4 BB		1	0	0	1	0	1	0
												0	0	0	0	0	0	0
												1	0	0	0	1	0	0
Inning Stats	R: 0 H: 0 E: 0 LOB: 1 K: 0 BB: 1 S: 5 P: 10	R: 0 H: 0 E: 0 LOB: 0 K: 1 BB: 0 S: 7 P: 13	R: 0 H: 0 E: 0 LOB: 0 K: 1 BB: 0 S: 6 P: 10	R: 0 H: 0 E: 0 LOB: 0 K: 0 BB: 0 S: 7 P: 12	R: 2 H: 2 E: 0 LOB: 0 K: 0 BB: 1 S: 7 P: 19	R: 1 H: 2 E: 0 LOB: 1 K: 1 BB: 1 S: 10 P: 22	R: 0 H: 0 E: 0 LOB: 0 K: 1 BB: 0 S: 9 P: 15	R: 0 H: 0 E: 0 LOB: 0 K: 1 BB: 0 S: 6 P: 8	R: 0 H: 0 E: 0 LOB: 3 K: 0 BB: 3 S: 19 P: 33	R: 0 H: 0 E: 0 LOB: 1 K: 0 BB: 2 S: 6 P: 14	R: 1 H: 2 E: 0 LOB: 1 K: 0 BB: 0 S: 7 P: 8						

PITCHER		IP	WLS	BF	H	R	ER	SO	BB	IBB	HBP	BLK	WP	HR	S	P	ERA	WHIP
Oil Can Boyd, R ERA: 3.04	(1, 1)	6.0		23	4	3	2	3	2	1	0	0	0	1	42	86	3.00	1.000
Steve Frey, L ERA: 3.65	(7, 1)	2.0		6	0	0	0	2	0	0	0	0	0	0	15	23	0.00	0.000
Bill Sampen, R ERA: 2.6	(9, 1)	2.0	L	12	2	1	1	0	4	1	0	0	0	0	32	55	4.50	3.000

PITCHER	IP	WLS	BF	H	R	ER	SO	BB	IBB	HBP	BLK	WP	HR	S	P	ERA	WHIP

Montreal Expos @ Houston Astros

Astrodome, Houston, TX

Thu Jul 19 1990, 8:05 PM EDT

Att. 16,312 - Dome

BOTTOM

livebaseballscorecards.com

AB	32
R	4
H	6
RBI	3
BB	8
SO	5
LOB	14

1B: 5	SF: 0	WP: 0	PA: 41
2B: 2	SAC: 1	PB: 1	
3B: 0	DP: 2	SB: 3	
HR: 1	HBP: 0	CS: 1	

Batter	1	2	3	4	5	6	7	8	9	AB	R	H	RBI	BB	SO	LOB
Delino DeShields, L (1, 4) OBP: 0.394, SLG: 0.410	2-3		F7			BB		1B	2B	4	0	2	3	1	0	1
Dave Martinez, L (1, 8) (8, 1) (8, 8) OBP: 0.326, SLG: 0.446	F9		F7			1B		4-3	HBP	4	0	1	0	0	0	2
Tim Raines, S (1, 7) OBP: 0.379, SLG: 0.345	K		K			P2			FC4-6	3	0	0	0	0	2	2
Marquis Grissom, R (6, 7) OBP: 0.314, SLG: 0.324									F8	2	0	1	0	0	0	2
Tim Wallach, R (1, 5) OBP: 0.357, SLG: 0.526		F8	F9			P5			FC4-6	2	0	0	0	0	0	0
Dale Mohorcic, R (4, 1)										1	0	0	0	0	0	2
Tim Burke, R (7, 1) OBP: 0.333, SLG: 0.333									1-3	0	0	0	0	0	0	0
Otis Nixon, S (8, 8) (8, 6) OBP: 0.331, SLG: 0.295										2	1	0	0	0	0	3
Larry Walker, L (1, 9) OBP: 0.324, SLG: 0.445		5-3	K				K		2B	4	1	2	0	0	2	0
Andres Galarraga, R (1, 3) OBP: 0.321, SLG: 0.425		5-3			4-3		F7		1B	1	0	0	0	0	0	1
Mike Aldrete, L (4, 3) OBP: 0.391, SLG: 0.317									2B	3	1	1	2	0	0	0
Jerry Goff, L (1, 2) OBP: 0.359, SLG: 0.333		L4			P5		L3		1B	4	1	1	0	0	0	1
Spike Owen, S (1, 6) OBP: 0.358, SLG: 0.381			1B		L7			F9	BB	1	0	1	0	0	0	0
Junior Noboa, R (3, 6) (4, 5) (8, 1) OBP: 0.275, SLG: 0.311									1B	3	1	1	1	0	0	0
Kevin Gross, R (1, 1) OBP: 0.194, SLG: 0.371			K			5-3		K	BB	0	0	0	0	0	0	0
Drew Hall, L (1, 1)										1	0	0	0	0	1	1
Tom Foley, L (4, 6) (8, 5) OBP: 0.341, SLG: 0.317										2	1	0	0	1	1	0
Inning Stats	R: 0 E: 0 K: 1 S: 5 H: 0 LOB: 0 BB: 0 P: 5	R: 0 E: 0 K: 0 S: 4 H: 1 LOB: 1 BB: 0 P: 4	R: 0 E: 0 K: 1 S: 6 H: 1 LOB: 1 BB: 0 P: 6	R: 0 E: 0 K: 2 S: 7 H: 0 LOB: 0 BB: 0 P: 7	R: 0 E: 0 K: 0 S: 3 H: 0 LOB: 0 BB: 0 P: 3	R: 0 E: 0 K: 0 S: 4 H: 1 LOB: 2 BB: 1 P: 8	R: 0 E: 0 K: 1 S: 5 H: 0 LOB: 0 BB: 0 P: 5	R: 0 E: 0 K: 1 S: 6 H: 1 LOB: 1 BB: 0 P: 6	R: 6 E: 0 K: 0 S: 9 H: 6 LOB: 2 BB: 1 P: 14	1B: 8 2B: 2 3B: 0 HR: 0 SF: 0 SAC: 0 DP: 0 HBP: 1	WP: 0 PB: 1 SB: 0 CS: 0 PA: 40					

PITCHER		IP	WLS	BF	H	R	ER	SO	BB	IBB	HBP	BLK	WP	HR	S	P	ERA	WHIP
Danny Darwin, R ERA: 1.89	(1, 1)	7.0	W	25	3	0	0	5	1	0	0	0	0	0	34	38	0.00	0.571
Jim Clancy, R ERA: 6.89	(8, 1)	1.1		13	7	6	6	1	1	0	1	0	0	0	13	18	40.50	6.000
Dan Schatzeder, L ERA: 3.07	(9, 1)	0.2		2	0	0	0	0	0	0	0	0	0	0	2	2	0.00	0.000

PITCHER	IP	WLS	BF	H	R	ER	SO	BB	IBB	HBP	BLK	WP	HR	S	P	ERA	WHIP

TOP

Montreal Expos @ Houston Astros

Astrodome, Houston, TX

Fri Jul 20 1990, 8:05 PM EDT

Att. 15,734 - Dome

AB	37
R	6
H	10
RBI	6
BB	2
SO	6
LOB	15

livebaseballscorecards.com

Batter	1	2	3	4	5	6	7	8	9	AB	R	H	RBI	BB	SO	LOB
Eric Yelding, R (1, 6) OBP: 0.324, SLG: 0.299	BBBB 4-0 FC S BB BB	x 0-0 BB SF9 2B x 0-0 ③ F9			x 0-0 ① 4-3		x 0-0 ② FC5-4 FC5-4 1-2f			4	2	1	0	1	0	2
Bill Doran, S (1, 4) OBP: 0.389, SLG: 0.356 Dave Rohde, S (5, PH) OBP: 0.288, SLG: 0.319 (6, 4)	BBBB 4-0 BB FC BB 1-2 BB	BBBB 4-0 SF9 BB 2B BB	x 0-0 SF7 3B		x 0-0 ② 4-3		x 0-0 ③ FC5-4 1-2f			1 2	3 0	1 0	0 0	2 0	0 0	0 1
Javier Ortiz, R (1, 7) OBP: 0.391, SLG: 0.455	x 0-0 FC BB BB FC6-4 1-2 2-3	BBBB 4-0 SF9 2B 1-2 2-3 BB	x 0-0 ① SF7 3-H		SSS 0-3 ③ K			x 0-0 ① F7		3	2	0	1	1	1	2
Franklin Stubbs, L (1, 3) OBP: 0.298, SLG: 0.456 Terry Puhl, L (8, PH) OBP: 0.375, SLG: 0.314 (9, 3)	SSS 0-3 ① K	x 0-0 ① SF9 1-2 2-3 3-H	x 0-0 ② 1-3			x 0-0 ① G3		x 0-0 BB 2B 1B		3 1	0 1	0 1	1 0	0 0	1 0	3 0
Glenn Wilson, R (1, 9) OBP: 0.292, SLG: 0.352	BBBB 4-0 FC6-4 BB 1-2 2-3 3-H BB	x 0-0 1B FC5-2-5-1 2-H 3-H 2B	x 0-0 ③ 5-3			x 0-0 ② F9		BBBB 4-0 2B 1-2 BB		3	1	1	3	2	0	0
Ken Caminiti, S (1, 5) OBP: 0.316, SLG: 0.321	BBBB 4-0 FC6-4 1-2 2-3 3-H BB	x 0-0 FC5-2-5-1 1B 2-3 1B		x 0-0 ① L4		x 0-0 1B		x 0-0 BB 1-3 2-H 2B		4	1	3	2	1	0	0
Craig Biggio, R (1, 8) OBP: 0.349, SLG: 0.358 Casey Candaele, S (6, 8) OBP: 0.374, SLG: 0.421	x 0-0 ② FC6-4 BB 1-2f 2-3 3-H	x 0-0 ② FC5-2-5-1 1B 1-3 3-H		x 0-0 G3 2B		x 0-0 ③ 4-3		BBBB 4-0 BB BB		3 1	1 0	1 0	1 0	0 1	0 0	4 1
Rich Gedman, L (1, 2) OBP: 0.359, SLG: 0.317 Alex Trevino, R (8, PH) OBP: 0.273, SLG: 0.284 (9, 2)	BBBB 4-0 1-2 BB	x 0-0 3B 2-H 3-H 1B		x 0-0 ② G3 2-3			SSS 0-3 ① K	BBBB 4-0 G6-4-3 1-2 2-3 3-H BB		3 0	1 0	1 0	2 1	1 1	1 0	1 0
Danny Darwin, R (1, 1) OBP: 0.091, SLG: 0.273 Ken Oberkfell, L (7, PH) OBP: 0.313, SLG: 0.341 Jim Clancy, R (8, 1) OBP: 0.214, SLG: 0.214 Dan Schatzeder, L (9, 1) OBP: 0.333, SLG: 0.333	SSS 0-3 ③ K	x 0-0 ③ 1-H 3B		x 0-0 ③ 6-3			x 0-0 FC5-4 1B	x 0-0 ② ③ G6-4-3 1-2f		3 1 1 0	0 0 0 0	1 1 0 0	1 0 0 0	0 0 0 0	1 0 0 0	4 0 3 0
Inning Stats	R: 3 E: 0 K: 2 S: 8 H: 0 LOB: 3 BB: 5 P: 28	R: 6 E: 0 K: 0 S: 8 H: 5 LOB: 1 BB: 2 P: 16	R: 1 E: 0 K: 0 S: 4 H: 1 LOB: 0 BB: 0 P: 4	R: 0 E: 0 K: 0 S: 4 H: 1 LOB: 1 BB: 0 P: 4	R: 0 E: 0 K: 1 S: 5 H: 0 LOB: 0 BB: 0 P: 5	R: 0 E: 0 K: 0 S: 4 H: 1 LOB: 1 BB: 0 P: 4	R: 0 E: 0 K: 1 S: 6 H: 1 LOB: 1 BB: 0 P: 6	R: 2 E: 0 K: 0 S: 4 H: 2 LOB: 2 BB: 3 P: 16		1B: 5 2B: 4 3B: 2 HR: 0 SF: 2 SAC: 0 DP: 1 HBP: 0						

PITCHER		IP	WLS	BF	H	R	ER	SO	BB	IBB	HBP	BLK	WP	HR	S	P	ERA	WHIP
Kevin Gross, R ERA: 3.86	(1, 1)	0.2	L	8	0	3	3	1	5	0	0	0	0	0	5	25	40.50	7.500
Drew Hall, L ERA: 5.23	(1, 1)	2.1		15	6	7	7	1	2	0	0	0	0	0	15	23	27.00	3.429
Dale Mohorcic, R ERA: 3.8	(4, 1)	3.0		11	2	0	0	1	0	0	0	0	0	0	13	13	0.00	0.667
Tim Burke, R ERA: 4.4	(7, 1)	1.0		4	1	0	0	1	0	0	0	0	0	0	6	6	0.00	1.000
Dave Martinez, L ERA: 54.0	(8, 1)	0.1		5	2	2	2	0	2	0	0	0	0	0	3	11	54.00	12.000

PITCHER		IP	WLS	BF	H	R	ER	SO	BB	IBB	HBP	BLK	WP	HR	S	P	ERA	WHIP
Junior Noboa, R ERA:	(8, 1)	0.2		2	0	0	0	0	1	0	0	0	0	0	1	5	0.00	1.500

BOTTOM

Montreal Expos @ Houston Astros

Astrodome, Houston, TX

Fri Jul 20 1990, 8:05 PM EDT

Att. 15,734 - Dome

livebaseballscorecards.com

AB	33
R	12
H	11
RBI	12
BB	10
SO	4
LOB	21

WP: 0 PA: 45
PB: 0
SB: 1
CS: 0

Montreal Expos @ Houston Astros

Astrodome, Houston, TX

Sat Jul 21 1990, 8:05 PM EDT

Att. 25,427 - Dome

TOP

livebaseballscorecards.com

Batter	1	2	3	4	5	6	7	8	9	AB	R	H	RBI	BB	SO	LOB
Delino DeShields, L (1, 4) OBP: 0.394, SLG: 0.406	B B B B 4-0 E BB		S S S 0-3 ② K		x 0-0 ③ 6-3			x 0-0 ① SH1-4 1-2		2	1	0	0	1	1	1
Dave Martinez, L (1, 8) OBP: 0.326, SLG: 0.444	x 0-0 E8 SF7 1-H		x 0-0 ③ 1-3			x 0-0 G5-4-3 1B		x 0-0 ② 5-3		3	1	1	0	0	0	0
Marquis Grissom, R (8, PH) OBP: 0.312, SLG: 0.323										1	0	0	0	0	0	1
Tim Burke, R (8, 1) OBP: 0.333, SLG: 0.333										0	0	0	0	0	0	0
Tim Raines, S (1, 7) OBP: 0.378, SLG: 0.344	x 0-0 ① SF7 3-H			x 0-0 ① 4-3		x 0-0 ① F7		x 0-0 1B 2-H 1B		3	0	1	2	0	0	1
Tim Wallach, R (1, 5) OBP: 0.358, SLG: 0.525	x 0-0 ② F8			x 0-0 5-3 1B		x 0-0 ②③ G5-4-3 1-2f		x 0-0 S 1-3 1B		4	0	2	0	0	0	1
Larry Walker, L (1, 9) OBP: 0.319, SLG: 0.438	S S S 0-3 ③ K			x 0-0 ② 5-3 1-2			S S S 0-3 ① K	S S S 0-3 ③ K 1-2		4	0	0	0	0	3	3
Andres Galarraga, R (1, 3) OBP: 0.320, SLG: 0.426		S S S 0-3 ① K		x 0-0 ③ G3			x 0-0 6-3 2B		S S S 0-3 ① K	4	0	1	0	0	2	1
Mike Fitzgerald, R (1, 2) OBP: 0.362, SLG: 0.408		S S S 0-3 ② K	B B B B 4-0 SH5-4 E BB			x 0-0 ② 6-3 2-3			x 0-0 ② 5-3	3	0	0	0	1	1	1
Spike Owen, S (1, 6) OBP: 0.356, SLG: 0.379		x 0-0 ③ 6-3	x 0-0 E3 SH5-4 1-2			x 0-0 ③ 4-3			x 0-0 ③ F7	2	0	0	0	0	0	1
Tom Foley, L (7, PH) OBP: 0.333, SLG: 0.310										2	0	0	0	0	0	1
(7, 6)																
Zane Smith, L (1, 1) OBP: 0.188, SLG: 0.281			x 0-0 ① 6-3	x 0-0 ①② SH5-4 1-2 2-3				x 0-0 SH1-4 1B 1B		1	0	0	0	0	0	0
Otis Nixon, S (8, PH) OBP: 0.336, SLG: 0.302										1	1	1	0	0	0	0
(8, 8)																
Inning Stats	R: 2 E: 1 K: 1 S: 6 H: 0 LOB: 0 BB: 1 P: 10	R: 0 E: 0 K: 2 S: 7 H: 0 LOB: 0 BB: 0 P: 7	R: 0 E: 0 K: 1 S: 5 H: 0 LOB: 0 BB: 0 P: 5	R: 0 E: 0 K: 0 S: 4 H: 1 LOB: 1 BB: 0 P: 4	R: 0 E: 1 K: 0 S: 3 H: 0 LOB: 1 BB: 1 P: 7	R: 0 E: 0 K: 0 S: 3 H: 1 LOB: 0 BB: 0 P: 3	R: 0 E: 0 K: 1 S: 6 H: 1 LOB: 1 BB: 0 P: 6	R: 1 E: 0 K: 1 S: 8 H: 3 LOB: 2 BB: 0 P: 8	R: 0 E: 0 K: 1 S: 5 H: 0 LOB: 0 BB: 0 P: 5	1B: 5 2B: 1 3B: 0 HR: 0 SF: 1 SAC: 2 DP: 1 HBP: 0						

AB	30
R	3
H	6
RBI	2
BB	2
SO	7
LOB	11

PITCHER		IP	WLS	BF	H	R	ER	SO	BB	IBB	HBP	BLK	WP	HR	S	P	ERA	WHIP
Mark Portugal, R ERA: 3.89	(1, 1)	6.1		24	3	2	0	5	2	0	0	0	0	0	32	40	0.00	0.789
Larry Andersen, R ERA: 2.5	(7, 1)	0.2		2	0	0	0	0	0	0	0	0	0	0	2	2	0.00	0.000
Juan Agosto, L ERA: 3.23	(8, 1)	2.0	L	9	3	1	1	2	0	0	0	0	0	0	13	13	4.50	1.500

PITCHER	IP	WLS	BF	H	R	ER	SO	BB	IBB	HBP	BLK	WP	HR	S	P	ERA	WHIP

Montreal Expos @ Houston Astros

Astrodome, Houston, TX

Sat Jul 21 1990, 8:05 PM EDT

Att. 25,427 - Dome

BOTTOM

livebaseballscorecards.com

Batter	1	2	3	4	5	6	7	8	9	AB	R	H	RBI	BB	SO	LOB
Eric Yelding, R (1, 6) OBP: 0.320, SLG: 0.294	6-3		F9		5-3		6-3			4	0	0	0	0	0	1
Bill Doran, S (1, 4) OBP: 0.390, SLG: 0.359	5-3		1B		K			FC4 1B		4	0	2	0	0	1	0
Javier Ortiz, R (1, 7) OBP: 0.382, SLG: 0.441	G3		G4-3 1-2		L4			FC4 FC1-4 1-2f		4	0	1	0	0	0	1
Glenn Wilson, R (1, 9) OBP: 0.295, SLG: 0.356		1B 1B 2B	G4-3 1-2f			G6-4-3 BB		FC1-4 1-2f		3	1	1	0	1	0	3
Ken Caminiti, S (1, 5) OBP: 0.318, SLG: 0.324		1B 4-3 2-3 1B		FC5-4 1B		G6-4-3 1-2f		K		4	1	2	0	0	1	2
Craig Biggio, R (1, 8) OBP: 0.348, SLG: 0.357		4-3 1-3 3-H 1B		FC5-4 S 1-2f		5-3			F7	4	0	1	1	0	0	1
Franklin Stubbs, L (1, 3) OBP: 0.302, SLG: 0.454		4-3 1-2 3-H		BB			SH5-3 1B		K	3	0	1	1	1	1	1
Carl Nichols, R (1, 2) OBP: 0.313, SLG: 0.400		G6-4-3 BB		K			SH5-3 1-2		4-3	1	0	0	0	1	1	2
Ken Oberkfell, L (9, PH) OBP: 0.310, SLG: 0.337										1	0	0	0	0	0	0
Mark Portugal, R (1, 1) OBP: 0.154, SLG: 0.132		G6-4-3 1-2f		F9			F8			2	0	0	0	0	0	4
Larry Andersen, R (7, 1)										0	0	0	0	0	0	0
Dave Rohde, S (7, PH) OBP: 0.283, SLG: 0.313										1	0	0	0	0	0	1
Juan Agosto, L (8, 1)										0	0	0	0	0	0	0

	AB	31
	R	2
	H	8
	RBI	2
	BB	3
	SO	4
	LOB	16

Inning Stats	1	2	3	4	5	6	7	8	9
	R: 0 H: 0 E: 0 LOB: 0 K: 0 BB: 0 S: 3 P: 3	R: 2 H: 3 E: 0 LOB: 1 K: 0 BB: 1 S: 5 P: 9	R: 0 H: 2 E: 0 LOB: 1 K: 0 BB: 0 S: 4 P: 4	R: 0 H: 1 E: 0 LOB: 2 K: 1 BB: 1 S: 6 P: 10	R: 0 H: 0 E: 0 LOB: 0 K: 1 BB: 0 S: 5 P: 5	R: 0 H: 0 E: 0 LOB: 0 K: 0 BB: 1 S: 2 P: 6	R: 0 H: 1 E: 0 LOB: 1 K: 0 BB: 0 S: 4 P: 4	R: 0 H: 1 E: 0 LOB: 1 K: 1 BB: 0 S: 6 P: 6	R: 0 H: 0 E: 0 LOB: 0 K: 1 BB: 0 S: 5 P: 5

	1B: 7	SF: 0	WP: 0	PA: 35
	2B: 1	SAC: 1	PB: 0	
	3B: 0	DP: 3	SB: 1	
	HR: 0	HBP: 0	CS: 0	

PITCHER		IP	WLS	BF	H	R	ER	SO	BB	IBB	HBP	BLK	WP	HR	S	P	ERA	WHIP
Zane Smith, L ERA: 3.28	(1, 1)	7.0	W	28	7	2	2	2	3	0	0	0	0	0	29	41	2.57	1.429
Tim Burke, R ERA: 4.11	(8, 1)	2.0	S	7	1	0	0	2	0	0	0	0	0	0	11	11	0.00	0.500

PITCHER	IP	WLS	BF	H	R	ER	SO	BB	IBB	HBP	BLK	WP	HR	S	P	ERA	WHIP

Batter	1	2	3	4	5	6	7	8	9	AB	R	H	RBI	BB	SO	LOB
Delino DeShields, L (1, 4) OBP: 0.389, SLG: 0.400	6-3	G3		6-3			F8			4	0	0	0	0	0	2
Dave Martinez, L (1, 8) OBP: 0.335, SLG: 0.467	3B 1B		HR		CS 1B			F7		3	2	3	1	0	0	0
Otis Nixon, S (8, PH) OBP: 0.333, SLG: 0.299 (8, 8)										1	0	0	0	0	0	0
Tim Raines, S (1, 7) OBP: 0.379, SLG: 0.355	1-H 3B		CS 1B		P5 1-2			P3		4	0	2	1	0	0	1
Tim Wallach, R (1, 5) OBP: 0.360, SLG: 0.524	P4		1B 1-2 1B		P3			BBB 4-0 BB		3	0	1	0	1	0	1
Larry Walker, L (1, 9) OBP: 0.315, SLG: 0.431	F7		F9			G3		SSS 0-3 K		4	0	0	0	0	1	3
Dave Schmidt, R (8, 1)										0	0	0	0	0	0	0
Andres Galarraga, R (1, 3) OBP: 0.320, SLG: 0.424		6-3	1-2 1B			SSS 0-3 K			SSS 0-3 K	4	0	1	0	0	2	0
Jerry Goff, L (1, 2) OBP: 0.349, SLG: 0.324		SH1-4 BB 1B	4-3			4-3			SSS 0-3 K	4	0	1	0	0	1	2
Spike Owen, S (1, 6) OBP: 0.355, SLG: 0.375		BBB 4-0 1-2 SH1-4 BB		G3			6-3		SSS 0-3 K	3	0	0	0	1	1	0
Mark Gardner, R (1, 1) OBP: 0.139, SLG: 0.222		SH1-4 1-2 2-3		F8			L8			2	0	0	0	0	0	0
Mike Aldrete, L (8, 9) OBP: 0.391, SLG: 0.317										0	0	0	0	0	0	0

TOP

Montreal Expos @ Houston Astros

Astrodome, Houston, TX

Sun Jul 22 1990, 4:33 AM EDT

Att. 20,028 - Dome

livebaseballscorecards.com

AB	32
R	2
H	8
RBI	2
BB	2
SO	5
LOB	9

Inning Stats	1	2	3	4	5	6	7	8	9
R	1	0	1	0	0	0	0	0	0
H	2	1	4	0	1	0	0	0	0
E	0	0	0	0	0	0	0	0	0
LOB	1	2	0	0	0	0	0	1	0
K	0	0	0	0	0	1	0	1	3
BB	0	1	0	0	0	0	0	0	0
S	5	4	6	3	3	5	3	5	9
P	5	8	6	3	3	5	3	9	9

	1B	2B	3B	HR	SF	SAC	DP	HBP	PA
	6	0	1	1	0	1	0	0	35

	WP	PB	SB	CS
	0	0	0	2

PITCHER		IP	WLS	BF	H	R	ER	SO	BB	IBB	HBP	BLK	WP	HR	S	P	ERA	WHIP
Bill Gullickson, R ERA: 3.8	(1, 1)	6.0		25	8	2	2	1	1	0	0	0	0	1	26	30	3.00	1.500
Juan Agosto, L ERA: 3.13	(7, 1)	2.0	W	7	0	0	0	1	1	0	0	0	0	0	8	12	0.00	0.500
Dave Smith, R ERA: 2.5	(9, 1)	1.0	S	3	0	0	0	3	0	0	0	0	0	0	9	9	0.00	0.000

PITCHER	IP	WLS	BF	H	R	ER	SO	BB	IBB	HBP	BLK	WP	HR	S	P	ERA	WHIP

Batter	1	2	3	4	5	6	7	8	9	AB	R	H	RBI	BB	SO	LOB
Eric Yelding, R (1, 6) OBP: 0.316, SLG: 0.290	F8		G3			F9		FC5-4 S 1-2f 1B		4	1	0	0	0	0	1
Bill Doran, S (1, 4) OBP: 0.385, SLG: 0.353	K		4-3			4-3		F9		4	0	0	0	0	1	1
Javier Ortiz, R (1, 7) OBP: 0.375, SLG: 0.419	5-3			K			F8	1B 1-3 BB		3	0	0	0	1	1	0
Franklin Stubbs, L (1, 3) OBP: 0.301, SLG: 0.451		F9		L6			F9	1-2 3-H 1B		4	0	1	1	0	0	0
Ken Caminiti, S (1, 5) OBP: 0.320, SLG: 0.321		2B BB		K			BB 1B	G3		2	2	0	0	2	1	2
Glenn Wilson, R (1, 9) OBP: 0.299, SLG: 0.361		1-H 2B		K			1B 1-2 BB			2	0	1	1	1	1	0
Craig Biggio, R (1, 8) OBP: 0.351, SLG: 0.358		G1-6-3 HBP		1-3			1-3 2-H 1B			2	0	1	1	0	0	0
Rich Gedman, L (1, 2) OBP: 0.349, SLG: 0.306		G1-6-3 1-2f		F9			1-3			3	0	0	0	0	0	4
Bill Gullickson, R (1, 1) OBP: 0.184, SLG: 0.139			K			K		FC5-4 1B		1	0	0	0	0	1	0
Terry Puhl, L (6, PH) OBP: 0.366, SLG: 0.306										1	0	0	0	0	1	0
Juan Agosto, L (7, 1)										0	0	0	0	0	0	0
Ken Oberkfell, L (8, PH) OBP: 0.317, SLG: 0.344										1	0	1	0	0	0	0
Dave Smith, R (9, 1)										0	0	0	0	0	0	0
Inning Stats	R: 0 E: 0 K: 1 S: 5 H: 0 LOB: 0 BB: 0 P: 5	R: 1 E: 0 K: 0 S: 3 H: 1 LOB: 1 BB: 1 P: 8	R: 0 E: 0 K: 1 S: 5 H: 0 LOB: 0 BB: 0 P: 5	R: 0 E: 0 K: 2 S: 7 H: 0 LOB: 0 BB: 0 P: 7	R: 0 E: 0 K: 1 S: 5 H: 0 LOB: 0 BB: 0 P: 5	R: 0 E: 0 K: 1 S: 5 H: 0 LOB: 0 BB: 0 P: 5	R: 1 E: 0 K: 0 S: 4 H: 1 LOB: 2 BB: 2 P: 12	R: 1 E: 0 K: 0 S: 5 H: 2 LOB: 2 BB: 1 P: 9		1B: 3 2B: 1 3B: 0 HR: 0 SF: 0 SAC: 0 DP: 1 HBP: 1						

PITCHER		IP	WLS	BF	H	R	ER	SO	BB	IBB	HBP	BLK	WP	HR	S	P	ERA	WHIP
Mark Gardner, R ERA: 2.52	(1, 1)	7.0		26	2	2	2	6	3	0	1	0	0	0	34	47	2.57	0.714
Dave Schmidt, R ERA: 3.86	(8, 1)	1.0	L	6	2	1	1	0	1	0	0	0	0	0	5	9	9.00	3.000

PITCHER	IP	WLS	BF	H	R	ER	SO	BB	IBB	HBP	BLK	WP	HR	S	P	ERA	WHIP

BOTTOM

Montreal Expos @ Houston Astros

Astrodome, Houston, TX

Sun Jul 22 1990, 4:33 AM EDT

Att. 20,028 - Dome

livebaseballscorecards.com

AB	27
R	3
H	4
RBI	3
BB	4
SO	6
LOB	8

Batter	1	2	3	4	5	6	7	8	9	AB	R	H	RBI	BB	SO	LOB
Wally Backman, S (1, 5) OBP: 0.349, SLG: 0.382	B C F B X 2-2 SH3-4 1B		X 0-0 ① G6-3			C B B F F F X 2-2 ① G1-3		C B 1 SAFE F F F C 1-3 ② K		4	0	1	0	0	1	1
Jay Bell, R (1, 6) OBP: 0.325, SLG: 0.383	B 1 SAFE X 1-0 ① SH3-4 1-2		X 0-0 ② G3			B C B B X 3-1 ② G5-3		B X 1-0 ③ F7		3	0	0	0	0	0	1
Andy Van Slyke, L (1, 8) OBP: 0.363, SLG: 0.438	B S F B F B B 4-2 BB		B B F X 2-1 ③ G5-3			B C B X 2-1 2B			X 0-0 ① G3	3	0	1	0	1	0	0
Bobby Bonilla, S (1, 9) (7, 3) OBP: 0.310, SLG: 0.526	X 0-0 ② L9			B C S S 1-3 ① K		B B C S S S 2-3 ③ K			C F B S 1-3 ② K	4	0	0	0	0	3	3
Barry Bonds, L (1, 7) OBP: 0.429, SLG: 0.601	B S B C S 2-3 ③ K			C X 0-1 ② F7			B C B X 2-1 ① G3		C B S C 1-3 ③ K	4	0	0	0	0	2	2
Sid Bream, L (1, 3) OBP: 0.336, SLG: 0.422 Ted Power, R (7, 1) OBP: 0.200, SLG: 0.400		B X 1-0 ① L6		B B X 2-0 ③ F8			B X 1-0 ② F8			3 0	0 0	0 0	0 0	0 0	0 0	0 0
Michael LaValliere, L (1, 2) OBP: 0.367, SLG: 0.313		C F B X 1-2 FC4 1B			X 0-0 ① F7		C X 0-1 ③ F9			3	0	1	0	0	0	0
Jose Lind, R (1, 4) OBP: 0.340, SLG: 0.398		C X 0-1 ② FC4 1-2f			C B F F F X 1-2 ② G5-3			B X 1-0 1B		3	0	1	0	0	0	1
John Smiley, L (1, 1) OBP: 0.143, SLG: 0.111 R.J. Reynolds, S (7, 9) OBP: 0.345, SLG: 0.347		B F C C C 1-3 ③ K			X 0-0 ③ G4-3			S C S 0-3 ① K		2 1	0 0	0 0	0 0	0 0	1 1	1 1
Inning Stats	R: 0 H: 1 E: 0 LOB: 2 K: 1 BB: 1 S: 12 P: 21	R: 0 H: 1 E: 0 LOB: 1 K: 1 BB: 0 S: 9 P: 12	R: 0 H: 0 E: 0 LOB: 0 K: 0 BB: 0 S: 4 P: 6	R: 0 H: 0 E: 0 LOB: 0 K: 1 BB: 0 S: 6 P: 9	R: 0 H: 0 E: 0 LOB: 0 K: 0 BB: 0 S: 8 P: 9	R: 0 H: 1 E: 0 LOB: 1 K: 1 BB: 0 S: 12 P: 21	R: 0 H: 0 E: 0 LOB: 0 K: 0 BB: 0 S: 5 P: 8	R: 0 H: 1 E: 0 LOB: 1 K: 2 BB: 0 S: 9 P: 12	R: 0 H: 0 E: 0 LOB: 0 K: 2 BB: 0 S: 7 P: 9	1B: 3 SF: 0 2B: 1 SAC: 1 3B: 0 DP: 0 HR: 0 HBP: 0						

TOP

Pittsburgh Pirates @ Montreal Expos

Olympic Stadium, Montreal, QB

Mon Jul 23 1990, 7:05 PM EDT

Att. 27,499 - Dome

livebaseballscorecards.com

AB	30
R	0
H	4
RBI	0
BB	1
SO	8
LOB	10

PITCHER		IP	WLS	BF	H	R	ER	SO	BB	IBB	HBP	BLK	WP	HR	S	P	ERA	WHIP
Dennis Martinez, R ERA: 2.68	(1, 1)	9.0	W	32	4	0	0	8	1	0	0	0	0	0	72	107	0.00	0.556

PITCHER	IP	WLS	BF	H	R	ER	SO	BB	IBB	HBP	BLK	WP	HR	S	P	ERA	WHIP

Batter	1	2	3	4	5	6	7	8	9	AB	R	H	RBI	BB	SO	LOB
Otis Nixon, S (1, 8) OBP: 0.331, SLG: 0.291	BBBB 4-0 G6-3 1B 1B BB	BCCX 1-2 ① G5-3		X 0-0 ② G1-3			LX 0-1 ① F9			3	1	0	0	1	0	0
Marquis Grissom, R (1, 9) OBP: 0.316, SLG: 0.323	CX 0-1 1-2 G6-3 1B 1B	BX 1-0 ② G6-3		BBBCX 3-1 ③ F7			BBBB 4-0 1B 1B BB			3	2	1	0	1	0	0
Tim Raines, S (1, 7) OBP: 0.378, SLG: 0.353	X 0-0 ① G6-3 1-2 2-3	BX 1-0 ③ G6-3			FCS 0-3 ① K		1 SAFE 1 PFX 1-1 1B 1-2 1B			4	0	1	0	0	1	2
Tim Wallach, R (1, 5) OBP: 0.364, SLG: 0.535	BBBX 3-0 FC6-4 2-H 3-H 1B		CBFFX 1-2 HR		CX 0-1 ② G6-3		SX 0-1 ② 1-3 2-H 1B			4	1	3	4	0	0	0
Andres Galarraga, R (1, 3) OBP: 0.322, SLG: 0.426	1 SAFE FBX 1-1 ② FC6-4 1B 1B BLK 1-2f		SBFFX 1-2 F9 2B		BFFBX 2-2 ③ P4		IIII 4-0 FC6 IBB			3	1	1	0	1	0	1
Mike Fitzgerald, R (1, 2) OBP: 0.360, SLG: 0.405	1 SAFE 1 SAFE X 0-0 BLK 1B 1-2 1B		BFCFX 1-2 ① F9 2-3			BX 1-0 ① G5-3	BCBX 2-1 ③ FC6 1-2f			4	0	1	0	0	0	3
Junior Noboa, R (1, 4) OBP: 0.284, SLG: 0.320 Tom Foley, L (8, 4) OBP: 0.330, SLG: 0.306	X 0-0 FC5 BLK 1-2 2-3 1B		FX 0-1 ② F7			X 0-0 1B	CBBFFX 2-2 ① G4-3			3 1	0 0	2 0	0 0	0 0	0 0	1 0
Spike Owen, S (1, 6) OBP: 0.354, SLG: 0.371	BIII 4-0 1-2 2-3 3-H IBB		BBCX 2-1 ③ P3			BC 1 SAFE B 1 SAFE X 2-1 ② P2	CBFFC 2-3 ② K			3	0	0	0	1	1	2
Dennis Martinez, R (1, 1) OBP: 0.122, SLG: 0.125	X 0-0 ③ FC5 2-3f			CX 0-1 ① G1-3		SCS 0-3 ③ K	X 0-0 ③ F8			4	0	0	0	0	1	4
Inning Stats	R: 3 E: 0 K: 0 S: 9 H: 4 LOB: 3 BB: 2 P: 21	R: 0 E: 0 K: 0 S: 5 H: 0 LOB: 0 BB: 0 P: 8	R: 1 E: 0 K: 0 S: 16 H: 2 LOB: 1 BB: 0 P: 21	R: 0 E: 0 K: 0 S: 5 H: 0 LOB: 0 BB: 0 P: 8	R: 0 E: 0 K: 1 S: 8 H: 0 LOB: 0 BB: 0 P: 10	R: 0 E: 0 K: 1 S: 7 H: 1 LOB: 1 BB: 0 P: 10	R: 1 E: 0 K: 0 S: 9 H: 2 LOB: 2 BB: 2 P: 19	R: 0 E: 0 K: 1 S: 9 H: 0 LOB: 0 BB: 0 P: 13		1B: 7 2B: 1 3B: 0 HR: 1	SF: 0 SAC: 0 DP: 0 HBP: 0			WP: 0 PB: 0 SB: 0 CS: 0	PA: 36	

PITCHER		IP	WLS	BF	H	R	ER	SO	BB	IBB	HBP	BLK	WP	HR	S	P	ERA	WHIP
John Smiley, L ERA: 4.21	(1, 1)	6.1	L	30	8	5	5	2	2	1	0	1	0	1	55	87	7.11	1.579
Ted Power, R ERA: 2.15	(7, 1)	1.2		6	1	0	0	1	0	1	0	0	0	0	13	23	0.00	0.600

PITCHER	IP	WLS	BF	H	R	ER	SO	BB	IBB	HBP	BLK	WP	HR	S	P	ERA	WHIP

BOTTOM

Pittsburgh Pirates @ Montreal Expos

Olympic Stadium, Montreal, QB

Mon Jul 23 1990, 7:05 PM EDT

Att. 27,499 - Dome

livebaseballscorecards.com

AB	32
R	5
H	9
RBI	4
BB	4
SO	3
LOB	13

Batter	1	2	3	4	5	6	7	8	9	AB	R	H	RBI	BB	SO	LOB
Wally Backman, S (1, 5) OBP: 0.350, SLG: 0.385 Jeff King, R (8, 5) OBP: 0.278, SLG: 0.341	C B C C 1-3 ① K		C B X 1-1 ② G4-3		B F B B F X 3-2 E 2B	1 SAFE P 1 SAFE C B 1 SAFE B B 4-1 1-2 BB		X 0-0 ① F7		4 1 1 0 1 1 0 0 0 0 0 0 0 0						
Jay Bell, R (1, 6) OBP: 0.326, SLG: 0.383	X 0-0 ② F8		B B X 2-0 S 1B		B X 1-0 E8 G3 2-H 1B	X 0-0 ② F8 2-3		C C B B X 2-2 ② F9		5 1 2 1 0 0 2						
Andy Van Slyke, L (1, 8) OBP: 0.358, SLG: 0.430	B B C T B X 3-2 ③ G3-1		F B B C C X 2-2 ③ F8 1-2		X 0-0 ① G3 2-3	F C S 0-3 ③ K		C B X 1-1 ③ G5-3		5 0 0 0 0 1 4						
Bobby Bonilla, S (1, 9) OBP: 0.309, SLG: 0.521		F X 0-1 ① L4		B F B B B 4-1 FC4-6 BB	B F C C 1-3 ② K		S B S S 1-3 ① K		S C B F B F S 2-3 ① K	4 0 0 0 1 3 1						
Barry Bonds, L (1, 7) OBP: 0.431, SLG: 0.605	B X 1-0 F8 2B		B B F C B X 3-2 ① FC4-6 1-2f HR		B C C C B X 3-2 S S 3-H 1B		C F B X 1-2 S WP 1B 1B		X 0-0 ② F7	5 2 3 1 0 0 1						
Sid Bream, L (1, 3) OBP: 0.345, SLG: 0.441	C B B X 2-1 ② F8 2-3		1 SAFE 1 SAFE B F X 1-1 1-H HR		C B B B B 4-1 1-2 BB		B F B X 2-1 1-H S 1B		B F X 1-1 BB 1B 1B	4 1 3 3 1 0 1						
Michael LaValliere, L (1, 2) OBP: 0.368, SLG: 0.307	B B B 4-0 BB		C X 0-1 ② G6-3	B C B X 2-1 ③ F9 2-3			F F B X 1-2 ② P5 1-2		1 SAFE 1 SAFE B B B B 4-0 1-2 1B BB	3 0 0 0 2 0 3						
Jose Lind, R (1, 4) OBP: 0.347, SLG: 0.406	C X 0-1 ③ L4		C B X 1-1 2B		C F F B B X 2-2 F8 BB 1B	I I I I 4-0 IBB		B F F X 1-2 2-H ③ 1B		4 0 3 0 1 0 2						
Doug Drabek, R (1, 1) OBP: 0.191, SLG: 0.239 Bob Patterson, R (8, 1) Stan Belinda, R (9, 1)			S S B C 1-3 ① K	C B F X 2-2 ③ P4		B B B 1 SAFE C C L 3-3 ① K	F B S F F X 1-2 ③ G5-3			4 0 0 0 0 2 4 0 0 0 0 0 0 0 0 0 0 0 0 0 0						
Inning Stats	R: 0 E: 0 K: 1 S: 7 H: 0 LOB: 0 BB: 0 P: 11	R: 0 E: 0 K: 0 S: 7 H: 1 LOB: 2 BB: 1 P: 14	R: 0 E: 0 K: 1 S: 9 H: 1 LOB: 1 BB: 0 P: 15	R: 2 E: 0 K: 0 S: 13 H: 2 LOB: 1 BB: 1 P: 24	R: 2 E: 1 K: 1 S: 14 H: 3 LOB: 2 BB: 1 P: 28	R: 0 E: 0 K: 2 S: 13 H: 1 LOB: 2 BB: 1 P: 21	R: 1 E: 0 K: 1 S: 16 H: 2 LOB: 2 BB: 1 P: 26	R: 0 E: 0 K: 0 S: 6 H: 0 LOB: 0 BB: 0 P: 9	R: 0 E: 0 K: 1 S: 11 H: 2 LOB: 2 BB: 1 P: 19	1B: 8 2B: 3 3B: 0 HR: 1 SF: 0 SAC: 0 DP: 0 HBP: 0						

PITCHER		IP	WLS	BF	H	R	ER	SO	BB	IBB	HBP	BLK	WP	HR	S	P	ERA	WHIP
Kevin Gross, R ERA: 3.96	(1, 1)	4.0	L	20	6	4	3	2	2	0	0	0	0	1	40	72	6.75	2.000
Steve Frey, L ERA: 3.51	(5, 1)	1.0		5	1	0	0	1	1	0	0	0	0	0	10	20	0.00	2.000
Bill Sampen, R ERA: 2.67	(6, 1)	2.0		11	3	1	1	3	1	1	0	0	1	0	29	47	4.50	2.000
Dale Mohorcic, R ERA: 3.47	(8, 1)	2.0		8	2	0	0	1	1	0	0	0	0	0	17	28	0.00	1.500

PITCHER	IP	WLS	BF	H	R	ER	SO	BB	IBB	HBP	BLK	WP	HR	S	P	ERA	WHIP

TOP

Pittsburgh Pirates @ Montreal Expos

Olympic Stadium, Montreal, QB

Tue Jul 24 1990, 7:05 PM EDT

Att. 24,444 - Unknown - 74 F

livebaseballscorecards.com

AB	38
R	5
H	12
RBI	5
BB	6
SO	7
LOB	18

WP: 1 PB: 0 SB: 5 CS: 0 PA: 44

Batter	1	2	3	4	5	6	7	8	9	AB	R	H	RBI	BB	SO	LOB
Delino DeShields, L (1, 4) OBP: 0.390, SLG: 0.405	C C X 0-2 ① G1-3		F C B X 1-2 1B E 1-2 1B		B B B C X 3-1 G6-3 1-H 2B			B C B X 2-1 ① F8		4	1	2	1	0	0	0
Dave Martinez, L (1, 8) OBP: 0.338, SLG: 0.467	B X 1-0 ② G3-1		B C C X 1-2 FC6-4 1-2 2-3 1B		B C C F F X 1-2 ② G6-3 2-3			X 0-0 G6-4-3 1B		4	0	2	0	0	0	1
Tim Raines, S (1, 7) OBP: 0.372, SLG: 0.348	B C C B X 2-2 ③ G5-3		C B C X 1-2 ② FC6-4 1-2f 2-H 3-H		B F B F C 2-3 ③ K			X 0-0 ②③ G6-4-3 1-2f		4	0	0	1	0	1	3
Tim Wallach, R (1, 5) OBP: 0.360, SLG: 0.529		C B B S S 2-3 ① K	X 0-0 ③ G5-3			B F X 1-1 ① G6-3			C B B F F X 2-2 ① G4-3	4	0	0	0	0	1	1
Larry Walker, L (1, 9) OBP: 0.310, SLG: 0.425		B B X 2-0 ② G6-3		B B F X 2-1 ① F8		X 0-0 ② G3-1			F C C 0-3 ② K	4	0	0	0	0	1	0
Andres Galarraga, R (1, 3) OBP: 0.321, SLG: 0.424		B B F B S T X 3-2 1B		X 0-0 ② F8		C S T X 0-2 ③ G6-3			C S T S 0-3 ③ K	4	0	1	0	0	1	0
Mike Fitzgerald, R (1, 2) OBP: 0.356, SLG: 0.399		B B X 2-0 ③ F7		B C C S 1-3 ③ K			B C B B F X 3-2 ① L9			3	0	0	0	0	1	1
Spike Owen, S (1, 6) OBP: 0.351, SLG: 0.367			X 0-0 ① F7		C C B F B F F X 2-2 ① G4-3		B B C F X 2-2 ② G4-3			3	0	0	0	0	0	0
Kevin Gross, R (1, 1) OBP: 0.216, SLG: 0.389 Steve Frey, R (5, 1) Mike Aldrete, L (5, PH) OBP: 0.395, SLG: 0.317 Bill Sampen, R (6, 1) Otis Nixon, S (7, PH) OBP: 0.328, SLG: 0.288 Dale Mohorcic, R (8, 1)			C X 0-1 1B 1B FC6-4 1B		B B B C F B 4-2 2B BB		B F C F B T B S 3-3 ③ K			1 1 1 0 0 0 0 0 0 0 0 0 0 0 0 1 0 0 1 0 0 0 0 0 0 0 0 0 1 0 0 0 0 1 0 0 0 0 0 0 0 0							
Inning Stats	R: 0 H: 0 E: 0 LOB: 0 K: 0 BB: 0 S: 7 P: 10	R: 0 H: 1 E: 0 LOB: 1 K: 1 BB: 0 S: 9 P: 18	R: 2 H: 3 E: 1 LOB: 1 K: 0 BB: 0 S: 13 P: 16	R: 0 H: 0 E: 0 LOB: 0 K: 1 BB: 0 S: 6 P: 9	R: 1 H: 1 E: 0 LOB: 1 K: 1 BB: 1 S: 19 P: 31	R: 0 H: 0 E: 0 LOB: 0 K: 0 BB: 0 S: 7 P: 8	R: 0 H: 0 E: 0 LOB: 0 K: 1 BB: 0 S: 11 P: 19	R: 0 H: 1 E: 0 LOB: 0 K: 0 BB: 0 S: 4 P: 6	R: 0 H: 0 E: 0 LOB: 0 K: 2 BB: 0 S: 11 P: 13	1B: 5 SF: 0 2B: 1 SAC: 0 3B: 0 DP: 1 HR: 0 HBP: 0						

PITCHER		IP	WLS	BF	H	R	ER	SO	BB	IBB	HBP	BLK	WP	HR	S	P	ERA	WHIP
Doug Drabek, R ERA: 3.07	(1, 1)	7.1	W	29	6	3	2	4	1	0	0	0	0	0	75	116	2.46	0.955
Bob Patterson, L ERA: 3.06	(8, 1)	0.2		1	0	0	0	0	0	0	0	0	0	0	1	1	0.00	0.000
Stan Belinda, R ERA: 2.03	(9, 1)	1.0	S	3	0	0	0	2	0	0	0	0	0	0	11	13	0.00	0.000

PITCHER	IP	WLS	BF	H	R	ER	SO	BB	IBB	HBP	BLK	WP	HR	S	P	ERA	WHIP

BOTTOM

Pittsburgh Pirates @ Montreal Expos

Olympic Stadium, Montreal, QB

Tue Jul 24 1990, 7:05 PM EDT

Att. 24,444 - Unknown - 74 F

livebaseballscorecards.com

AB	32
R	3
H	6
RBI	2
BB	1
SO	6
LOB	6

WP: 0 PA: 33
PB: 0
SB: 0
CS: 0

Batter	1	2	3	4	5	6	7	8	9	10	AB	R	H	RBI	BB	SO	LOB
Gary Redus, R (1, 3) OBP: 0.318, SLG: 0.377	B C F F C 1-3 ① K		C X 0-1 ③ G5-3			X 0-0 ② G6-3		X 0-0 BB 1B 1-2 1B	I I I I 4-0 CI 1B IBB	B C C B B X 3-2 ② SF8 2-H	3	0	0	0	0	1	0
Sid Bream, L (8, PH) OBP: 0.349, SLG: 0.443 (8, 3)											1	0	1	1	1	0	0
Jay Bell, R (1, 6) OBP: 0.325, SLG: 0.381	C X 0-1 ② G6-3			C C B X 1-2 ① L4		S S B S 1-3 ③ K		F S B S 1-3 ② K	C F F X 0-2 CI 1-2 1B 3-H	B B C 2-1 ③ CS 1-2	5	0	1	1	0	2	2
R.J. Reynolds, S (1, 8) OBP: 0.349, SLG: 0.351 (9, 9)	B B B C C S 3-3 ③ K			S B B X 2-1 ② G6-3			X 0-0 G3 G5-3 2B 1B	B X 1-0 BB 1B 1-2 2-3	B B F X 2-1 CI 1-2 2-3		4	1	2	0	0	1	0
Bobby Bonilla, S (1, 9) OBP: 0.308, SLG: 0.515		B B F B X 3-1 ① F9		X 0-0 ③ G6-3			B 1 SAFE C 1 SAFE 1 SAFE X 1-1 ① G5-3 1-2	B F B B S B 4-2 BB 1-2 2-3 3-H	S X 0-1 ③ F9		4	0	0	1	1	0	4
Scott Ruskin, R (9, 1) OBP: 0.250, SLG: 0.500											0	0	0	0	0	0	0
Bob Patterson, R (9, 1)											0	0	0	0	0	0	0
Stan Belinda, R (10, 1)											0	0	0	0	0	0	0
Rafael Belliard, R (10, 4) OBP: 0.343, SLG: 0.300											0	0	0	0	0	0	0
Barry Bonds, L (1, 7) OBP: 0.428, SLG: 0.597		C X 0-1 ② F8			C B B C C 2-3 ① K		X 0-0 ② G3 2-3	X 0-0 ③ L1		C B B B B 4-1 FC3-6 BB	4	0	0	0	1	1	4
Jeff King, R (1, 5) OBP: 0.286, SLG: 0.354		B B B C X 3-1 S 1B			B X 1-0 E5 1B		B X 1-0 3-H 2B		B X 1-0 SH1-3 1B 1B	1 SAFE X 0-0 ① FC3-6 E E 1B 1-2f	5	2	3	1	0	0	1
Don Slaught, R (1, 2) OBP: 0.416, SLG: 0.547		F C B B C 2-3 ③ K 1-2			B 1 SAFE B X 2-0 G6-4-3 1-2 1B		X 0-0 ③ G5-3		L 1 SAFE 1 SAFE X 0-1 ① SH1-3 1-2	F X 0-1 E1 1B 1-3 1B	4	1	1	0	0	1	3
Jose Lind, R (1, 4) OBP: 0.348, SLG: 0.406			C F B X 1-2 ① G4-3		B F S B F F X 2-2 ② ③ G6-4-3 1-2f			X 0-0 ① G6-3	B B B C X 3-1 F8 1B 2-H 1B	F P S X 1-2 S 1B SF8 1-2 3-H 1B	5	2	2	2	0	0	2
Bob Walk, R (1, 1) OBP: 0.154, SLG: 0.120			X 0-0 ② F8			B C C C B F B S 3-3 ① K		C C B F B B B 4-2 1B 1B BB BB	B F C F F X 1-2 ② F8 2-3	L X 0-1 CS 1B 1-2 2-H	1	0	0	0	0	0	0
Orlando Merced, S (6, PH) OBP: 0.235, SLG: 0.294											1	0	0	0	0	1	0
Bob Kipper, R (6, 1)											0	0	0	0	0	0	0
Wally Backman, S (8, PH) OBP: 0.353, SLG: 0.385											0	1	0	0	1	0	0
Bill Landrum, R (8, 1)											0	0	0	0	0	0	0
Andy Van Slyke, L (9, PH) OBP: 0.358, SLG: 0.431											2	0	1	1	0	0	1
(9, 8)																	
Inning Stats	R: 0 E: 0 K: 2 S: 9 H: 0 LOB: 0 BB: 0 P: 13	R: 0 E: 0 K: 1 S: 9 H: 1 LOB: 1 BB: 0 P: 17	R: 0 E: 0 K: 0 S: 6 H: 0 LOB: 0 BB: 0 P: 7	R: 0 E: 0 K: 0 S: 6 H: 0 LOB: 0 BB: 0 P: 9	R: 0 E: 1 K: 1 S: 10 H: 1 LOB: 1 BB: 0 P: 17	R: 0 E: 0 K: 2 S: 9 H: 0 LOB: 0 BB: 0 P: 13	R: 1 E: 0 K: 0 S: 6 H: 2 LOB: 1 BB: 0 P: 8	R: 1 E: 0 K: 1 S: 12 H: 2 LOB: 3 BB: 2 P: 22	R: 2 E: 1 K: 0 S: 18 H: 3 LOB: 3 BB: 1 P: 29	R: 3 E: 1 K: 0 S: 14 H: 2 LOB: 0 BB: 1 P: 23	1B: 10 2B: 1 3B: 0 HR: 0 SF: 1 SAC: 1 DP: 1 HBP: 0	WP: 0 PB: 0 SB: 2 CS: 1 PA: 47					

PITCHER		IP	WLS	BF	H	R	ER	SO	BB	IBB	HBP	BLK	WP	HR	S	P	ERA	WHIP
Zane Smith, L ERA: 3.23	(1, 1)	0.0		0	0	0	0	0	0	0	0	0	0	0	0	0	∞	∞
Tim Burke, R ERA: 4.06	(8, 1)	0.1		4	2	0	0	1	1	0	0	0	0	0	7	13	0.00	9.000
Steve Frey, L ERA: 3.46	(8, 1)	0.1		1	0	0	0	0	0	0	0	0	0	0	1	1	0.00	0.000
Dave Schmidt, R ERA: 4.31	(9, 1)	1.1		12	4	5	3	0	1	1	0	0	0	0	26	41	20.25	3.750
Bill Sampen, R ERA: 2.64	(10, 1)	0.2	W	2	1	0	0	0	0	0	0	0	0	0	6	11	0.00	1.500

PITCHER	IP	WLS	BF	H	R	ER	SO	BB	IBB	HBP	BLK	WP	HR	S	P	ERA	WHIP

TOP

Pittsburgh Pirates @ Montreal Expos

Olympic Stadium, Montreal, QB

Wed Jul 25 1990, 7:05 PM EDT
Att. 21,669 - Unknown - 75 F

livebaseballscorecards.com

AB	39
R	7
H	11
RBI	7
BB	4
SO	7
LOB	17

Batter	1	2	3	4	5	6	7	8	9	10	AB	R	H	RBI	BB	SO	LOB
Delino DeShields, L (1, 4) OBP: 0.390, SLG: 0.403	B C C B X 2-2 1B 1B SF9 1B	B B C C B B 4-2 FC4-6 1B BB	X 0-0 ① B5-3		C C X 0-2 ① F7		1 SAFE C C 1 SAFE 1 SAFE S 0-3 ② K			4	1	1	0	1	1	1
Dave Martinez, L (1, 8) OBP: 0.345, SLG: 0.486 (9, 9) Wallace Johnson, S (9, PH) OBP: 0.280, SLG: 0.256 Spike Owen, S (10, 6) OBP: 0.351, SLG: 0.367	S B 1 SAFE 1 SAFE B 1 SAFE 1 SAFE 1 SAFE F 2-2 X SF9 1B G4-3 1-2 1B	B X 1-0 FC4-6 1-2 1B	S C X 0-2 HR		B S X 1-1 ② P2		B X 1-0 ③ G1-4-3		4 2 3 1 0 0 0 1 0 0 0 0 0 1 0 0 0 0 0 0 0						
Tim Raines, S (1, 7) OBP: 0.376, SLG: 0.350	B S 2 SAFE X 1-1 G4-3 S 1-2 2-3 1B	B B X 2-0 ① FC4-6 S 1-2f 2-3	X 0-0 ③ S G4-3 1B		X 0-0 ③ F9		B C B F F H 3-2 F8 BB 1B HBP		4	1	2	0	0	0	2
Tim Wallach, R (1, 5) OBP: 0.358, SLG: 0.524	X 0-0 ① SF9 2-3 3-H	1 SAFE F C 1 SAFE B F F X 1-2 ② F7 1-2	B 1 SAFE B X 2-0 ② G4-3 1-2		X 0-0 ① G4-3		B C B F B F B 4-2 1B HR 1-2 BB		3	1	0	1	1	0	3
Larry Walker, L (1, 9) OBP: 0.306, SLG: 0.418 Dave Schmidt, R (9, 1) Bill Sampen, R (10, 1) Mike Aldrete, L (10, PH) OBP: 0.392, SLG: 0.314	B X 1-0 ② G4-3 1-3 3-H	F B S F S 1-3 ③ K	F B F X 1-2 ③ G4-3 2-3		B B B X 3-0 ② F7		S B S B B X 3-2 ① F8 2-3		4 0 0 1 0 1 4 0 0 0 0 0 0 0 0 0 0 0 0 0 0 1 0 0 0 0 0 2						
Andres Galarraga, R (1, 3) OBP: 0.319, SLG: 0.421	C B F B C 2-3 ③ K	C B S S S 1-3 ① K	B B X 2-0 ① F9		B F F X 1-2 ③ G4-3		X 0-0 1-2 3-H HR 1B		5	1	1	1	0	2	1
Jerry Goff, L (1, 2) OBP: 0.348, SLG: 0.308 Marquis Grissom, R (9, PH) OBP: 0.322, SLG: 0.345 (10, 9)	B X 1-0 ① P5	B B F F F F B B 4-2 G6-3 BB	B X 1-0 ② P5		B X 1-0 2B 1B		C B F F B F B X 3-2 1-H 2-H HR		2 0 0 0 1 0 0 2 2 2 3 0 0 0						
Tom Foley, L (1, 6) OBP: 0.330, SLG: 0.307 Junior Noboa, R (9, PH) OBP: 0.289, SLG: 0.333 Mike Fitzgerald, R (10, 2) OBP: 0.356, SLG: 0.399	B X 1-0 ② F7	B X 1-0 ② G6-3 1-2	C F X 0-2 1B		C B X 1-1 ① 1-H 2B		3 0 1 0 0 0 1 1 0 1 1 0 0 0 0 0 0 0 0 0 0								
Zane Smith, L (1, 1) OBP: 0.171, SLG: 0.257 Tim Burke, R (8, 1) OBP: 0.333, SLG: 0.333 Steve Frey, R (8, 1) Otis Nixon, S (9, 8) OBP: 0.333, SLG: 0.288	X 0-0 ③ G4-3	C X 0-1 ③ G6-3	B F B S C 2-3 ③ K		B F B B B 4-1 BB		3 0 0 0 0 1 2 0 0 0 0 0 0 0 0 0 0 0 0 0 0 0 0 0 0 1 0 0								
Inning Stats	R: 2 H: 3 E: 0 LOB: 1 K: 1 BB: 0 S: 13 P: 21	R: 0 H: 0 E: 0 LOB: 0 K: 0 BB: 0 S: 3 P: 5	R: 0 H: 1 E: 0 LOB: 2 K: 1 BB: 1 S: 13 P: 22	R: 0 H: 0 E: 0 LOB: 1 K: 1 BB: 1 S: 10 P: 16	R: 1 H: 2 E: 0 LOB: 1 K: 0 BB: 0 S: 9 P: 12	R: 0 H: 1 E: 0 LOB: 1 K: 1 BB: 0 S: 8 P: 13	R: 0 H: 0 E: 0 LOB: 0 K: 0 BB: 0 S: 6 P: 7	R: 0 H: 0 E: 0 LOB: 0 K: 0 BB: 0 S: 5 P: 9	R: 1 H: 2 E: 0 LOB: 0 K: 1 BB: 1 S: 8 P: 15	R: 4 H: 2 E: 0 LOB: 0 K: 0 BB: 1 S: 15 P: 28	1B: 8 SF: 1 2B: 1 SAC: 0 3B: 0 DP: 0 HR: 2 HBP: 1					

PITCHER		IP	WLS	BF	H	R	ER	SO	BB	IBB	HBP	BLK	WP	HR	S	P	ERA	WHIP
Bob Walk, R ERA: 3.74	(1, 1)	5.0		23	6	3	3	3	2	0	0	0	0	1	48	76	5.40	1.600
Bob Kipper, L ERA: 3.4	(6, 1)	2.0		7	1	0	0	1	0	0	0	0	0	0	14	20	0.00	0.500
Bill Landrum, R ERA: 1.82	(8, 1)	1.0		3	0	0	0	0	0	0	0	0	0	0	5	9	0.00	0.000
Scott Ruskin, L ERA: 2.52	(9, 1)	0.1		3	2	1	1	0	1	0	0	0	0	0	4	10	27.00	9.000
Bob Patterson, L ERA: 3.17	(9, 1)	0.2		3	0	1	1	1	0	0	1	0	0	0	7	11	13.50	0.000

PITCHER		IP	WLS	BF	H	R	ER	SO	BB	IBB	HBP	BLK	WP	HR	S	P	ERA	WHIP
Stan Belinda, R ERA: 2.87	(10, 1)	0.1	L	4	2	3	3	0	1	0	0	0	0	1	12	22	81.00	9.000

BOTTOM

Pittsburgh Pirates @ Montreal Expos

Olympic Stadium, Montreal, QB

Wed Jul 25 1990, 7:05 PM EDT
Att. 21,669 - Unknown - 75 F

livebaseballscorecards.com

AB	37
R	8
H	11
RBI	8
BB	4
SO	5
LOB	17

WP: 0 PA: 43
PB: 0
SB: 3
CS: 0

Batter	1	2	3	4	5	6	7	8	9	10	AB	R	H	RBI	BB	SO	LOB
Dave Clark, L (1, 7) OBP: 0.310, SLG: 0.470	HR		G3			1B				G3	3	1	2	1	0	0	0
Doug Dascenzo, S (8, PH) OBP: 0.291, SLG: 0.367 (8, 7)								F7			2	0	0	0	0	0	1
23 Ryne Sandberg, R (1, 4) OBP: 0.364, SLG: 0.570	F8		P3			F8		4-3		1-3	5	0	0	0	0	0	2
Mark Grace, L (1, 3) OBP: 0.340, SLG: 0.356	1B		G3			P6		S			4	1	2	0	0	0	1
Andre Dawson, R (1, 9) OBP: 0.390, SLG: 0.586	1B			K		1B		3-1			4	0	2	0	0	1	1
Marvell Wynne, L (1, 8) OBP: 0.262, SLG: 0.351	2B			F8		P6			F9		4	0	1	1	0	0	2
Luis Salazar, R (1, 5) OBP: 0.303, SLG: 0.401	6-3			F9			K		1-3		4	0	0	0	0	1	1
Mitch Williams, L (9, 1)											0	0	0	0	0	0	0
Shawon Dunston, R (1, 6) OBP: 0.307, SLG: 0.458		F7	6-3				1B		5-3		4	0	1	0	0	0	0
Hector Villanueva, R (1, 2) OBP: 0.337, SLG: 0.571		K	5-3				F7			SH1-3	3	0	0	0	0	1	1
Dwight Smith, L (10, PH) OBP: 0.329, SLG: 0.384										1B	1	0	1	0	0	0	0
Joe Girardi, R (10, 2) OBP: 0.331, SLG: 0.392											0	0	0	0	0	0	0
Shawn Boskie, R (1, 1) OBP: 0.250, SLG: 0.344		P3	6-3				P5			SH1-3	3	0	0	0	0	0	1
Curtis Wilkerson, S (9, 5) OBP: 0.257, SLG: 0.259										1-2	0	0	0	0	0	0	0
Inning Stats	R: 2 H: 4 E: 0 LOB: 1 K: 0 BB: 0 S: 9 P: 15	R: 0 H: 0 E: 0 LOB: 0 K: 1 BB: 0 S: 7 P: 10	R: 0 H: 0 E: 0 LOB: 0 K: 0 BB: 0 S: 6 P: 11	R: 0 H: 0 E: 0 LOB: 0 K: 1 BB: 0 S: 7 P: 7	R: 0 H: 0 E: 0 LOB: 0 K: 0 BB: 0 S: 4 P: 6	R: 0 H: 2 E: 0 LOB: 2 K: 0 BB: 0 S: 8 P: 13	R: 0 H: 1 E: 0 LOB: 1 K: 1 BB: 0 S: 7 P: 9	R: 0 H: 1 E: 0 LOB: 1 K: 0 BB: 0 S: 9 P: 14	R: 0 H: 0 E: 0 LOB: 0 K: 0 BB: 0 S: 8 P: 10	R: 0 H: 1 E: 0 LOB: 1 K: 0 BB: 0 S: 7 P: 10							

TOP

Chicago Cubs @ Montreal Expos

Olympic Stadium, Montreal, QB

Thu Jul 26 1990, 7:05 PM EDT

Att. 19,129 - Dome

livebaseballscorecards.com

AB	37
R	2
H	9
RBI	2
BB	0
SO	3
LOB	10

1B: 7 SF: 0 PA: 38
2B: 1 SAC: 1
3B: 0 DP: 0
HR: 1 HBP: 0

WP: 0
PB: 0
SB: 1
CS: 0

PITCHER		IP	WLS	BF	H	R	ER	SO	BB	IBB	HBP	BLK	WP	HR	S	P	ERA	WHIP
Oil Can Boyd, R ERA: 3.01	(1, 1)	7.0		27	7	2	2	3	0	0	0	0	0	1	48	71	2.57	1.000
Steve Frey, L ERA: 3.38	(8, 1)	0.2		3	1	0	0	0	0	0	0	0	0	0	7	10	0.00	1.500
Tim Burke, R ERA: 3.78	(8, 1)	2.1	W	8	1	0	0	0	0	0	0	0	0	0	17	24	0.00	0.429

PITCHER	IP	WLS	BF	H	R	ER	SO	BB	IBB	HBP	BLK	WP	HR	S	P	ERA	WHIP

Chicago Cubs @ Montreal Expos

Olympic Stadium, Montreal, QB

Thu Jul 26 1990, 7:05 PM EDT

Att. 19,129 - Dome

livebaseballscorecards.com

Batter	1	2	3	4	5	6	7	8	9	10	AB	R	H	RBI	BB	SO	LOB
Delino DeShields, L (1, 4) OBP: 0.394, SLG: 0.410	F7			P2-3 1B		2B 2B	F7 1-2			S 1B 1B	5	2	3	0	0	0	2
Marquis Grissom, R (1, 9) OBP: 0.324, SLG: 0.348	P3			P2-3 1-2f		2B 2-H 2B		K		1B 1-3 BB	4	1	1	1	1	1	1
Tim Raines, S (1, 7) OBP: 0.377, SLG: 0.355	F7			G3		2B 2-H 2B		F9		1-2 3-H 1B	5	0	2	2	0	0	0
Tim Wallach, R (1, 5) OBP: 0.357, SLG: 0.520		F9			5-3	IBB		F8			3	0	0	0	1	0	0
Andres Galarraga, R (1, 3) OBP: 0.316, SLG: 0.416		5-3			K	F9			F9		4	0	0	0	0	1	2
Dave Martinez, L (1, 8) OBP: 0.345, SLG: 0.482 Junior Noboa, R (9, PH) OBP: 0.287, SLG: 0.331 Otis Nixon, S (10, 8) OBP: 0.333, SLG: 0.288		3-1			E4		PB SH1-3 BB		K		2 1 0	0 0 0	0 0 0	0 0 0	1 0 0	0 1 0	0 0 0
Mike Fitzgerald, R (1, 2) OBP: 0.351, SLG: 0.393			P5		1-3		SH1-3 1-2		P3		3	0	0	0	0	0	1
Spike Owen, S (1, 6) OBP: 0.350, SLG: 0.365			B1-4-3 1B			4-3	K S 2-3			P3	4	0	1	0	0	1	1
Oil Can Boyd, R (1, 1) OBP: 0.079, SLG: 0.079 Wallace Johnson, S (7, PH) OBP: 0.275, SLG: 0.250 Steve Frey, R (8, 1) Tim Burke, R (8, 1) OBP: 0.333, SLG: 0.333 Larry Walker, L (10, PH) OBP: 0.305, SLG: 0.417			B1-4-3 1-2f			K	F7			K	2 1 0 0 1	0 0 0 0 0	0 0 0 0 0	0 0 0 0 0	1 0 0 0 0	1 0 0 0 1	1 2 0 0 0
Inning Stats	R: 0 E: 0 K: 0 S: 3 H: 0 LOB: 0 BB: 0 P: 4	R: 0 E: 0 K: 0 S: 6 H: 0 LOB: 0 BB: 0 P: 9	R: 0 E: 0 K: 0 S: 8 H: 1 LOB: 0 BB: 0 P: 12	R: 0 E: 0 K: 0 S: 9 H: 1 LOB: 0 BB: 0 P: 16	R: 0 E: 1 K: 1 S: 9 H: 0 LOB: 1 BB: 0 P: 13	R: 2 E: 0 K: 1 S: 13 H: 3 LOB: 2 BB: 1 P: 23	R: 0 E: 0 K: 1 S: 11 H: 0 LOB: 2 BB: 1 P: 21	R: 0 E: 0 K: 1 S: 7 H: 0 LOB: 0 BB: 0 P: 13	R: 0 E: 0 K: 1 S: 7 H: 0 LOB: 0 BB: 0 P: 11	R: 1 E: 0 K: 1 S: 11 H: 2 LOB: 2 BB: 1 P: 23	1B: 4 2B: 4 3B: 0 HR: 0	SF: 0 SAC: 1 DP: 2 HBP: 0		WP: 0 PB: 1 SB: 3 CS: 0	PA: 39		

PITCHER		IP	WLS	BF	H	R	ER	SO	BB	IBB	HBP	BLK	WP	HR	S	P	ERA	WHIP
Shawn Boskie, R ERA: 3.43	(1, 1)	8.0		31	5	2	2	4	1	1	0	0	0	0	66	111	2.25	0.750
Mitch Williams, L ERA: 2.43	(9, 1)	1.2	L	8	2	1	1	2	1	0	0	0	0	0	18	34	5.40	1.800

PITCHER	IP	WLS	BF	H	R	ER	SO	BB	IBB	HBP	BLK	WP	HR	S	P	ERA	WHIP

BOTTOM

AB	35
R	3
H	7
RBI	3
BB	3
SO	6
LOB	10

Batter	1	2	3	4	5	6	7	8	9	10	AB	R	H	RBI	BB	SO	LOB
Dave Clark, L (1, 7) OBP: 0.315, SLG: 0.460 Bill Long, R (10, 1)	C B B B S F B 4-2 23 G1-4-3 BB		X 0-0 ③ G3-1			S F B X 1-2 ① G3		B B X 2-0 ② F8		P 1 SAFE 1 SAFE X 1-0 23 1B 1-3 1B	4	0	1	0	1	0	0
											0	0	0	0	0	0	0
23 Ryne Sandberg, R (1, 4) OBP: 0.363, SLG: 0.565	B X 1-0 ① ② G1-4-3 1-2f			C B F B F F X 2-2 ① G4-3		C C B C 1-3 ② K		S F F B B F S 2-3 ③ K		B F X 1-1 1-2 1B 3-H	5	0	1	1	0	2	1
Mark Grace, L (1, 3) OBP: 0.338, SLG: 0.357	F B C X 1-2 2B			B B B C F C 3-3 ② K		C B B X 2-1 ③ G4-3			C F B S 1-3 ① K	B B F B F F X 3-2 ③ P9	5	0	1	0	0	2	2
Andre Dawson, R (1, 9) OBP: 0.388, SLG: 0.580	C B F X 1-2 ③ F8			F H 1-1 S HBP			B C S S 1-3 ① K		B F B S S 2-3 ② K		3	0	0	0	0	2	1
Marvell Wynne, L (1, 8) OBP: 0.257, SLG: 0.343		X 0-0 ① G4-3		B F X 1-1 ③ G3 1-2			C F B B S 2-3 ② K		B S C F F X 1-2 ③ F7		4	0	0	0	0	1	1
Curtis Wilkerson, S (1, 5) OBP: 0.257, SLG: 0.259		B B X 2-0 ② F8			B F X 1-1 ① P8		F X 0-1 1B 1B			S B S S 1-3 ① K	4	0	1	0	0	1	0
Shawon Dunston, R (1, 6) OBP: 0.312, SLG: 0.460		C B S F C 1-3 ③ K			C B X 1-1 1B		P 1 SAFE 1 SAFE F F X 1-2 1-3 1B			B B F S B B 4-2 G6-3 S 1B BB	3	1	2	0	1	1	0
Joe Girardi, R (1, 2) OBP: 0.326, SLG: 0.386			C B F F C 1-3 ① K		X 0-0 ② F9		X 0-0 ③ P4			1 SAFE 1 SAFE B X 1-0 ② G6-3 1-3	4	0	0	0	0	1	4
Greg Maddux, R (1, 1) OBP: 0.140, SLG: 0.122 Gary Varsho, L (10, PH) OBP: 0.389, SLG: 0.500 Doug Dascenzo, S (10, 7) OBP: 0.291, SLG: 0.367			X 0-0 ② G1-3		C B S B S 2-3 ③ K			X 0-0 ① P3		B F B X 2-1 1B 23 1B 3-H 1B	3	0	0	0	0	1	1
											1	1	1	1	0	0	0
											0	0	0	0	0	0	0
Inning Stats	R: 0 E: 0 K: 0 S: 10 H: 1 LOB: 1 BB: 1 P: 17	R: 0 E: 0 K: 1 S: 6 H: 0 LOB: 0 BB: 0 P: 9	R: 0 E: 0 K: 1 S: 6 H: 0 LOB: 0 BB: 0 P: 7	R: 0 E: 0 K: 1 S: 11 H: 0 LOB: 1 BB: 0 P: 18	R: 0 E: 0 K: 1 S: 8 H: 1 LOB: 1 BB: 0 P: 12	R: 0 E: 0 K: 1 S: 8 H: 0 LOB: 0 BB: 0 P: 12	R: 0 E: 0 K: 2 S: 13 H: 2 LOB: 2 BB: 0 P: 16	R: 0 E: 0 K: 1 S: 7 H: 0 LOB: 0 BB: 0 P: 11	R: 0 E: 0 K: 2 S: 11 H: 0 LOB: 0 BB: 0 P: 15	R: 2 E: 0 K: 1 S: 16 H: 3 LOB: 2 BB: 1 P: 28	1B: 6 2B: 1 3B: 0 HR: 0	SF: 0 SAC: 0 DP: 1 HBP: 1						

PITCHER		IP	WLS	BF	H	R	ER	SO	BB	IBB	HBP	BLK	WP	HR	S	P	ERA	WHIP
Mark Gardner, R ERA: 2.34	(1, 1)	9.0		32	4	0	0	10	1	0	1	0	0	0	80	117	0.00	0.556
Bill Sampen, R ERA: 2.91	(10, 1)	0.2	L	6	3	2	2	1	1	0	0	0	0	0	12	21	27.00	6.000
Steve Frey, L ERA: 3.33	(10, 1)	0.1		1	0	0	0	0	0	0	0	0	0	0	4	7	0.00	0.000

PITCHER	IP	WLS	BF	H	R	ER	SO	BB	IBB	HBP	BLK	WP	HR	S	P	ERA	WHIP

TOP

Chicago Cubs @ Montreal Expos

Olympic Stadium, Montreal, QB

Fri Jul 27 1990, 7:05 PM EDT

Att. 21,980 - Unknown

livebaseballscorecards.com

AB	36
R	2
H	7
RBI	2
BB	2
SO	11
LOB	10

WP: 0 PB: 0 SB: 2 CS: 0

PA: 39

Batter	1	2	3	4	5	6	7	8	9	10	AB	R	H	RBI	BB	SO	LOB
Delino DeShields, L (1, 4) OBP: 0.389, SLG: 0.404	S C B X 1-2 G2-3 ①		B X 1-0 F7 ③			X 0-0 G6-3 ③			B C B L B 1 SAFE X 3-2 L8-3 ① ② 1-2		4	0	0	0	0	0	1
Marquis Grissom, R (1, 9) OBP: 0.327, SLG: 0.351	C B X 1-1 G4-3 1B			B B X 2-0 G6-3 ①			C X 0-1 G6-4-3 1B		X 0-0 G1 ③		4	0	2	0	0	0	0
Tim Raines, S (1, 7) OBP: 0.372, SLG: 0.350	B B C 1 SAFE X 2-1 G4-3 ② 1-2			C B S X 1-2 F8 ②			X 0-0 G6-4-3 ① ② 1-2f			X 0-0 L9 ①	4	0	0	0	0	0	2
Tim Wallach, R (1, 5) OBP: 0.354, SLG: 0.515	X 0-0 G1-3 ③			X 0-0 G3 ③			C B F B B C 3-3 K ③			C S B F B B X 3-2 F9 ②	4	0	0	0	0	1	1
Andres Galarraga, R (1, 3) OBP: 0.316, SLG: 0.414 Otis Nixon, S (8, PR) OBP: 0.333, SLG: 0.288 Mike Aldrete, L (9, 3) OBP: 0.389, SLG: 0.311		C F B C 1-3 K ①			X 0-0 G6-3 ①			F H 1-1 SH1-4 HBP		C B B X 2-1 L7 ③	2 0 1	0 0 0	0 0 0	0 0 0	0 0 0	1 0 0	0 0 0
Dave Martinez, L (1, 8) OBP: 0.342, SLG: 0.477		X 0-0 G4-3 ②			B B X 2-0 G1 ②			B X 1-0 SH1-4 ① 1-2			2	0	0	0	0	0	0
Jerry Goff, L (1, 2) OBP: 0.347, SLG: 0.293		F B X 1-1 G4-3 ③			B B C X 2-1 G4-3 ③			I I I I 4-0 G6-3 IBB			2	0	0	0	1	0	0
Spike Owen, S (1, 6) OBP: 0.348, SLG: 0.363 Tom Foley, L (8, PH) OBP: 0.327, SLG: 0.303 (9, 6)			F C F C 0-3 K ①			X 0-0 F7 ①		C F B B B X 3-2 G6-3 ② ③ 1-2f			2 1	0 0	0 0	0 0	0 0	1 0	0 2
Mark Gardner, R (1, 1) OBP: 0.132, SLG: 0.211 Wallace Johnson, S (9, PH) OBP: 0.269, SLG: 0.244 Bill Sampen, R (10, 1) Steve Frey, R (10, 1)			F S B S 1-3 K ②			C F F F S 0-3 K ②			B F F X 1-2 E5 L8-3		2 1 0 0	0 0 0 0	0 0 0 0	0 0 0 0	0 0 0 0	2 0 0 0	0 0 0 0
Inning Stats	R: 0 E: 0 K: 0 S: 8 H: 1 LOB: 1 BB: 0 P: 12	R: 0 E: 0 K: 1 S: 6 H: 0 LOB: 0 BB: 0 P: 8	R: 0 E: 0 K: 2 S: 8 H: 0 LOB: 0 BB: 0 P: 10	R: 0 E: 0 K: 0 S: 5 H: 0 LOB: 0 BB: 0 P: 8	R: 0 E: 0 K: 0 S: 4 H: 0 LOB: 0 BB: 0 P: 8	R: 0 E: 0 K: 1 S: 6 H: 0 LOB: 0 BB: 0 P: 6	R: 0 E: 0 K: 1 S: 6 H: 1 LOB: 0 BB: 0 P: 9	R: 0 E: 0 K: 0 S: 5 H: 0 LOB: 2 BB: 1 P: 14	R: 0 E: 1 K: 0 S: 7 H: 0 LOB: 0 BB: 0 P: 11	R: 0 E: 0 K: 0 S: 7 H: 0 LOB: 0 BB: 0 P: 12	1B: 2 2B: 1 3B: 0 HR: 0	SF: 0 SAC: 1 DP: 3 HBP: 1					WP: 0 PB: 0 SB: 0 CS: 0	PA: 32	

PITCHER		IP	WLS	BF	H	R	ER	SO	BB	IBB	HBP	BLK	WP	HR	S	P	ERA	WHIP
Greg Maddux, R ERA: 4.06	(1, 1)	9.0	W	29	2	0	0	5	0	1	1	0	0	0	55	86	0.00	0.222
Bill Long, R ERA: 3.89	(10, 1)	1.0	S	3	0	0	0	0	0	0	0	0	0	0	7	12	0.00	0.000

PITCHER	IP	WLS	BF	H	R	ER	SO	BB	IBB	HBP	BLK	WP	HR	S	P	ERA	WHIP

BOTTOM

Chicago Cubs @ Montreal Expos

Olympic Stadium, Montreal, QB

Fri Jul 27 1990, 7:05 PM EDT
Att. 21,980 - Unknown

livebaseballscorecards.com

AB	29
R	0
H	2
RBI	0
BB	1
SO	5
LOB	6

Batter	1	2	3	4	5	6	7	8	9	AB	R	H	RBI	BB	SO	LOB
Doug Dascenzo, S (1, 8) (9, 7) OBP: 0.288, SLG: 0.360	X 0-0 CS 1B		C X 0-1 ③ F7		1 SAFE P B 1 SAFE C 1 SAFE 1 SAFE X 2-1 ② ③ G6-3 1-2f		C B X 1-1 ① G5-3	X 0-0 ③ L8		5	0	1	0	0	0	3
23 Ryne Sandberg, R (1, 4) OBP: 0.363, SLG: 0.563	X 0-0 ① P3			B C B X 2-1 ① G6-3		C X 0-1 G4-3 1B 1B 1B	B F B B X 3-1 ② F7		S B S X 1-2 SH1-4 E 1B	5	2	2	0	0	0	1
Mark Grace, L (1, 3) OBP: 0.340, SLG: 0.358	B X 1-0 ② L6			B B X 2-0 ② G4-3		B B X 2-0 1B G4-3 1-2 3B 1B	B B F B B F X 3-2 1B 1B		B 1 SAFE X 1-0 ① SH1-4 1-2	4	1	2	0	0	0	1
Andre Dawson, R (1, 9) OBP: 0.385, SLG: 0.574	C 0-1 ③ CS 1-2	X 0-0 ① F7		S F B X 1-2 E4 1B		B F F X 1-2 ① G4-3 1-2 2-3	C S X 0-2 1-2 1B		C B X 1-1 ② P4	5	1	1	0	0	0	3
Dave Clark, L (1, 7) OBP: 0.326, SLG: 0.461 Domingo Ramos, R (7, PH) (7, 5) OBP: 0.293, SLG: 0.279 Marvell Wynne, L (9, PH) (9, 8) OBP: 0.261, SLG: 0.343		C F F S 0-3 ② K		C S B B F X 2-2 2-H 1B		I I I I 4-0 1B 3B IBB	B X 1-1 G4-3		I I I I 4-0 E 3B IBB	2 1 0	1 0 1	1 0 0	1 0 0	1 0 1	1 0 0	0 2 0
Luis Salazar, R (1, 5) (7, 7) (9, 5) OBP: 0.309, SLG: 0.405		C B B X 2-1 FC6 1B		1 SAFE 1 SAFE C X 0-1 ③ G1-3		C C X 0-2 1-2 2-3 3-H 3B 1B		X 0-0 G6-3 1B	B B B S S X 3-2 E4 1-2 2-H 3B	5	2	3	1	0	0	2
Shawon Dunston, R (1, 6) OBP: 0.316, SLG: 0.479	C X 0-1 ③ FC6 1-2f				C F X 0-2 1B 3B	F B X 1-1 1-H 2-H 3-H SF7 3B		X 0-0 ① F8	X 0-0 1-H 2-H 3B	5	2	3	5	0	0	2
Joe Girardi, R (1, 2) OBP: 0.324, SLG: 0.384			X 0-0 ① F8		F X 0-1 FC6-4 3-H 1B	X 0-0 ② SF7 3-H		S X 0-1 ② G6-3 1-2	F C B B X 2-2 ③ F9	4	0	1	2	0	0	2
Mike Bielecki, R (1, 1) OBP: 0.286, SLG: 0.231 Steve Wilson, L (2, 1) OBP: 0.192, SLG: 0.160 Dwight Smith, L (5, PH) OBP: 0.328, SLG: 0.382 Les Lancaster, R (5, 1) OBP: 0.167, SLG: 0.063 Paul Assenmacher, L (6, 1) Jeff Pico, R (6, 1) OBP: 0.381, SLG: 0.368 Gary Varsho, L (8, PH) OBP: 0.421, SLG: 0.500 Bill Long, R (8, 1)			F F X 0-2 ② G5-3		B X 1-0 ① FC6-4 G6-3 1-2f	F B F B C 2-3 ③		I I I I 4-0 IBB		0 1 1 1 0 0 0 0 0	0 0 0 0 0 0 0 0 0	0 0 0 0 0 0 0 1 0	0 0 0 0 0 0 0 0 0	0 0 1 0 0 0 0 1 0	0 0 0 1 0 0 0 0 0	0 1 1 0 0 0 0 0 0
Inning Stats	R: 0 E: 0 K: 0 S: 4 H: 1 LOB: 0 BB: 0 P: 5	R: 0 E: 0 K: 1 S: 9 H: 1 LOB: 1 BB: 0 P: 11	R: 0 E: 0 K: 0 S: 6 H: 0 LOB: 0 BB: 0 P: 6	R: 1 E: 1 K: 0 S: 12 H: 1 LOB: 1 BB: 0 P: 19	R: 1 E: 0 K: 0 S: 9 H: 2 LOB: 0 BB: 0 P: 11	R: 5 E: 0 K: 1 S: 15 H: 4 LOB: 0 BB: 1 P: 25	R: 0 E: 0 K: 0 S: 12 H: 2 LOB: 2 BB: 0 P: 20	R: 0 E: 0 K: 0 S: 5 H: 1 LOB: 2 BB: 1 P: 9	R: 3 E: 1 K: 0 S: 13 H: 2 LOB: 1 BB: 1 P: 25	1B: 11 2B: 0 3B: 3 HR: 0 SF: 1 SAC: 1 DP: 1 HBP: 0						

PITCHER		IP	WLS	BF	H	R	ER	SO	BB	IBB	HBP	BLK	WP	HR	S	P	ERA	WHIP
Dennis Martinez, R ERA: 2.94	(1, 1)	5.1		25	9	7	6	1	0	1	0	0	0	0	51	71	10.12	1.688
Dale Mohorcic, R ERA: 3.38	(6, 1)	0.2		2	0	0	0	1	0	0	0	0	0	0	4	6	0.00	0.000
Steve Frey, L ERA: 3.21	(7, 1)	1.0		5	2	0	0	0	0	0	0	0	0	0	12	20	0.00	2.000
Tim Burke, R ERA: 3.57	(8, 1)	2.0	L	12	3	3	0	0	0	2	0	0	0	0	18	34	0.00	1.500

PITCHER	IP	WLS	BF	H	R	ER	SO	BB	IBB	HBP	BLK	WP	HR	S	P	ERA	WHIP

TOP

Chicago Cubs @ Montreal Expos

Olympic Stadium, Montreal, QB

Sat Jul 28 1990, 7:05 PM EDT

Att. 24,808 - Unknown

livebaseballscorecards.com

AB	39
R	10
H	14
RBI	9
BB	3
SO	2
LOB	17

WP: 0 PA: 45
PB: 0
SB: 0
CS: 1

Batter	1	2	3	4	5	6	7	8	9	AB	R	H	RBI	BB	SO	LOB
Delino DeShields, L (1, 4) OBP: 0.392, SLG: 0.415	X 0-0 ① F8	B B B X 3-0 2-H 2B		F C F X 0-2 ③ G3		C C B X 1-2 G6-3 1-3 2-H 2B		X 0-0 BB S 1B		5	0	3	2	0	0	1
Marquis Grissom, R (1, 9) OBP: 0.324, SLG: 0.345	B C X 1-1 ② G6-3	B S F B T F T B F X 3-2 ③ L4			X 0-0 ① F8	B B C X 2-1 ② G6-3 2-3 3-H		1 SAFE P C 1 SAFE S 1 SAFE 1 SAFE F B 4-2 B B 1-2 BB		4	0	0	1	1	0	2
Tim Raines, S (1, 7) OBP: 0.379, SLG: 0.364	F B F B B X 3-2 HR		B F B X 2-1 ① G3-1		B B C X 2-1 CS 1B	C C F H 1-2 HBP		B B B C B 4-1 1-2 2-3 BB		3	1	2	1	1	0	0
Tim Wallach, R (1, 5) OBP: 0.354, SLG: 0.518	B X 1-0 3B		X 0-0 1B		B S S B F F X 2-2 ②③ F9 1-2	B S S X 1-2 ③ G1-3		F B F X 1-2 ③ P4		5	0	2	0	0	0	6
Andres Galarraga, R (1, 3) OBP: 0.315, SLG: 0.411	B B S X 2-1 ③ G5-3		C 1 SAFE F B S 1-3 ② K			B X 1-0 1B 1B 1B	X 0-0 ① G5-3		X 0-0 ① F8	5	1	1	0	0	1	2
Dave Martinez, L (1, 8) OBP: 0.348, SLG: 0.482 Tim Burke, R (8, 1) OBP: 0.333, SLG: 0.333 Mike Aldrete, L (9, PH) OBP: 0.386, SLG: 0.308		S X 0-1 1B S SH5-4 1B	C B X 1-1 ③ F8			B F B B X 3-1 1B 1-3 1B 1B	C C F X 0-2 G1-4-3 1B		B X 1-0 ② L8	4	2	3	0	0	0	1
										0	0	0	0	0	0	0
										1	0	0	0	0	0	0
Mike Fitzgerald, R (1, 2) OBP: 0.356, SLG: 0.395		S B 1 SAFE B B C X 3-2 SH5-4 1-3 2B 1B		B C B C F B B 4-2 SH1-4 BB		S B X 1-1 1B 1-3 2B 1B 3-H	X 0-0 ②③ G1-4-3 1-2f		B F B B C X 3-2 ③ G6-3	4	2	2	1	1	0	1
Tom Foley, L (1, 6) OBP: 0.320, SLG: 0.297 Spike Owen, S (6, PH) OBP: 0.346, SLG: 0.360 (7, 6)		B B X 2-0 ① L9		F X 0-1 ① F6		S B C F B C 2-3 ① K		B B C X 2-1 ① G3		2	0	0	0	0	0	3
										2	0	0	0	0	1	2
Dennis Martinez, R (1, 1) OBP: 0.122, SLG: 0.125 Dale Mohorcic, R (6, 1) Wallace Johnson, S (6, PH) OBP: 0.283, SLG: 0.261 Steve Frey, R (7, 1) Otis Nixon, S (8, 8) OBP: 0.331, SLG: 0.286		B X 1-0 ② SH5-4 1-2 3-H		L X 0-1 ② SH1-4 1-2		X 0-0 2B G6-3 1-2 3-H 1B		C B B X 2-1 ② F8		0	0	0	1	0	0	0
										0	0	0	0	0	0	0
										1	1	1	1	0	0	0
										0	0	0	0	0	0	0
										1	0	0	0	0	0	0
Inning Stats	R: 1 E: 0 K: 0 S: 9 H: 2 LOB: 1 BB: 0 P: 16	R: 2 E: 0 K: 0 S: 14 H: 3 LOB: 1 BB: 0 P: 26	R: 0 E: 0 K: 1 S: 8 H: 1 LOB: 1 BB: 0 P: 12	R: 0 E: 0 K: 0 S: 11 H: 0 LOB: 1 BB: 1 P: 15	R: 0 E: 0 K: 0 S: 8 H: 1 LOB: 0 BB: 0 P: 12	R: 4 E: 0 K: 1 S: 21 H: 5 LOB: 2 BB: 0 P: 33	R: 0 E: 0 K: 0 S: 6 H: 1 LOB: 0 BB: 0 P: 6	R: 0 E: 0 K: 0 S: 13 H: 1 LOB: 3 BB: 2 P: 25	R: 0 E: 0 K: 0 S: 5 H: 0 LOB: 0 BB: 0 P: 9	1B: 10 2B: 2 3B: 1 HR: 1 SF: 0 SAC: 2 DP: 1 HBP: 1							

PITCHER		IP	WLS	BF	H	R	ER	SO	BB	IBB	HBP	BLK	WP	HR	S	P	ERA	WHIP
Mike Bielecki, R ERA: 5.68	(1, 1)	1.2		10	5	3	3	0	0	0	0	0	0	1	17	33	16.20	3.000
Steve Wilson, L ERA: 4.52	(2, 1)	2.1		9	1	0	0	1	1	0	0	0	0	0	25	36	0.00	0.857
Les Lancaster, R ERA: 5.42	(5, 1)	1.0		6	4	3	3	0	0	0	0	0	0	0	13	22	27.00	4.000
Paul Assenmacher, L ERA: 3.58	(6, 1)	0.1		3	2	0	0	1	0	0	0	0	0	0	8	11	0.00	6.000
Jeff Pico, R ERA: 4.44	(6, 1)	1.2		6	1	1	1	0	0	0	1	0	0	0	14	18	5.40	0.600

PITCHER		IP	WLS	BF	H	R	ER	SO	BB	IBB	HBP	BLK	WP	HR	S	P	ERA	WHIP
Bill Long, R ERA: 3.71	(8, 1)	2.0	W	9	1	0	0	0	2	0	0	0	0	0	18	34	0.00	1.500

BOTTOM

Chicago Cubs @ Montreal Expos

Olympic Stadium, Montreal, QB

Sat Jul 28 1990, 7:05 PM EDT

Att. 24,808 - Unknown

livebaseballscorecards.com

AB	37
R	7
H	14
RBI	7
BB	3
SO	2
LOB	18

WP: 0 PA: 43
PB: 0
SB: 2
CS: 1

Batter	1	2	3	4	5	6	7	8	9	AB	R	H	RBI	BB	SO	LOB
Dwight Smith, L (1, 9) OBP: 0.328, SLG: 0.378	B B F B B 4-1 23 E 23 S 1B BB		X 0-0 ① P5			B C X 1-1 ① F7		B F X 1-1 1B		2	1	0	0	1	0	0
Andre Dawson, R (8, PH) OBP: 0.387, SLG: 0.576										1	0	1	0	0	0	0
Marvell Wynne, L (8, PR) OBP: 0.261, SLG: 0.343 (8, 8)										0	0	0	0	0	0	0
23 Ryne Sandberg, R (1, 4) OBP: 0.360, SLG: 0.557	C B S S 1-3 ① K 1-3		S F X 0-2 ② F8			B C B X 2-1 ② F8		1 SAFE 1 SAFE B 1 SAFE B B B X 3-0 ② F9		4	0	0	0	0	1	2
Mark Grace, L (1, 3) OBP: 0.339, SLG: 0.357	B C B X 2-1 G3-4-3 3-H 1B		X 0-0 ③ F8			C B B C B X 3-2 ③ F8		F S F B B S 2-3 ③ K		4	0	1	1	0	1	1
Dave Clark, L (1, 7) OBP: 0.323, SLG: 0.452	S B 1 SAFE B X 2-1 ② G3-4-3 1-2			B B B C F S 3-3 ① K			B B X 2-0 1B SF8 1B		X 0-0 ① F8	4	1	1	0	0	1	1
Luis Salazar, R (1, 5) OBP: 0.312, SLG: 0.404	B B B C C X 3-2 ③ G3			C H 1-1 G6-4-3 HBP			X 0-0 1-3 1B		B F S F B C 2-3 ② K	3	0	1	0	0	1	1
Shawon Dunston, R (1, 6) OBP: 0.315, SLG: 0.476		B B B B 4-0 G5-3 BB		B S X 1-1 ②③ G6-4-3 1-2f			B F S X 1-2 ① SF8 3-H		X 0-0 ③ F8	2	0	0	1	1	0	1
Doug Dascenzo, S (1, 8) OBP: 0.281, SLG: 0.352 (8, 9)		1 SAFE 1 SAFE B C C X 1-2 ① F8			B C X 1-1 ① G6-3		C X 0-1 ② P6			3	0	0	0	0	0	2
Joe Girardi, R (1, 2) OBP: 0.321, SLG: 0.380		B B X 2-0 ② G5-3 1-2			S X 0-1 ② G6-3-4		B S S S P B X 3-2 ③ F8			3	0	0	0	0	0	2
Mike Harkey, R (1, 1) OBP: 0.289, SLG: 0.351		C S S 0-3 ③ K			X 0-0 ③ P4			F C B B X 2-2 ① G5-3		3	0	0	0	0	1	1
Mitch Williams, L (8, 1)										0	0	0	0	0	0	0
Inning Stats	R: 1 H: 1 E: 0 LOB: 1 K: 1 BB: 1 S: 11 P: 23	R: 0 H: 0 E: 0 LOB: 1 K: 1 BB: 1 S: 7 P: 14	R: 0 H: 0 E: 0 LOB: 0 K: 0 BB: 0 S: 5 P: 5	R: 0 H: 0 E: 0 LOB: 0 K: 1 BB: 0 S: 6 P: 11	R: 0 H: 0 E: 0 LOB: 0 K: 0 BB: 0 S: 5 P: 6	R: 0 H: 0 E: 0 LOB: 0 K: 0 BB: 0 S: 7 P: 13	R: 1 H: 2 E: 0 LOB: 1 K: 0 BB: 0 S: 11 P: 16	R: 0 H: 1 E: 0 LOB: 1 K: 1 BB: 0 S: 10 P: 18	R: 0 H: 0 E: 0 LOB: 0 K: 1 BB: 0 S: 6 P: 8	1B: 4 SF: 1 2B: 0 SAC: 0 3B: 0 DP: 1 HR: 0 HBP: 1						

TOP

Chicago Cubs @ Montreal Expos

Olympic Stadium, Montreal, QB

Sun Jul 29 1990, 3:33 AM EDT

Att. 24,333 - Sunny

livebaseballscorecards.com

AB	29
R	2
H	4
RBI	2
BB	2
SO	5
LOB	11

WP: 0 PA: 33
PB: 0
SB: 1
CS: 0

PITCHER		IP	WLS	BF	H	R	ER	SO	BB	IBB	HBP	BLK	WP	HR	S	P	ERA	WHIP
Kevin Gross, R ERA: 3.88	(1, 1)	7.0	L	26	3	2	2	3	2	0	1	0	0	0	52	88	2.57	0.714
Zane Smith, L ERA: 3.21	(8, 1)	1.0		4	1	0	0	1	0	0	0	0	0	0	10	18	0.00	1.000
Bill Sampen, R ERA: 2.87	(9, 1)	1.0		3	0	0	0	1	0	0	0	0	0	0	6	8	0.00	0.000

PITCHER	IP	WLS	BF	H	R	ER	SO	BB	IBB	HBP	BLK	WP	HR	S	P	ERA	WHIP

Chicago Cubs @ Montreal Expos

Olympic Stadium, Montreal, QB

Sun Jul 29 1990, 3:33 AM EDT

Att. 24,333 - Sunny

BOTTOM

Batter	1	2	3	4	5	6	7	8	9	AB	R	H	RBI	BB	SO	LOB
Delino DeShields, L (1, 4) OBP: 0.390, SLG: 0.411	K		G3			F8		1 SAFE 1 SAFE 1 SAFE 4-2 B 1-3 BB		3	0	0	0	1	1	0
Dave Martinez, L (1, 8) OBP: 0.344, SLG: 0.476 Marquis Grissom, R (8, PH) OBP: 0.323, SLG: 0.343 (9, 7)	G3-1			F9		F8		1 SAFE P3		3 1	0 0	0 0	0 0	0 0	0 0	0 2
Tim Raines, S (1, 7) OBP: 0.377, SLG: 0.366 Bill Sampen, R (9, 1)	2B			G4-3			F8	L7		4 0	0 0	1 0	0 0	0 0	0 0	2 0
Tim Wallach, R (1, 5) OBP: 0.355, SLG: 0.523	L6			E5 1B			G4-3 3B		G5-3	4	1	2	0	0	0	1
Andres Galarraga, R (1, 3) OBP: 0.311, SLG: 0.406		G5-3		G4-3			G4-3 3-H		K	4	0	0	1	0	1	1
Larry Walker, L (1, 9) OBP: 0.302, SLG: 0.412 Junior Noboa, R (9, PH) OBP: 0.285, SLG: 0.328		K			K		E3		F8	3 1	0 0	0 0	0 0	0 0	2 0	0 0
Jerry Goff, L (1, 2) OBP: 0.327, SLG: 0.273		F8			K		P3			3	0	0	0	0	1	1
Spike Owen, S (1, 6) OBP: 0.343, SLG: 0.357			G3		F6			F8		3	0	0	0	0	0	0
Kevin Gross, R (1, 1) OBP: 0.205, SLG: 0.368 Zane Smith, L (8, 1) OBP: 0.171, SLG: 0.257 Mike Aldrete, L (8, PH) OBP: 0.391, SLG: 0.314 Otis Nixon, S (8, PR) OBP: 0.331, SLG: 0.286 (9, 8)			F8			K		WP S 1B		2 0 1 0	0 0 0 0	0 0 1 0	0 0 0 0	0 0 0 0	1 0 0 0	0 0 0 0
Inning Stats	R: 0 E: 0 K: 1 S: 11 H: 1 LOB: 1 BB: 0 P: 17	R: 0 E: 0 K: 1 S: 9 H: 0 LOB: 0 BB: 0 P: 14	R: 0 E: 0 K: 0 S: 7 H: 0 LOB: 0 BB: 0 P: 9	R: 0 E: 1 K: 0 S: 5 H: 1 LOB: 1 BB: 0 P: 11	R: 0 E: 0 K: 2 S: 12 H: 0 LOB: 0 BB: 0 P: 18	R: 0 E: 0 K: 1 S: 9 H: 0 LOB: 0 BB: 0 P: 13	R: 1 E: 1 K: 0 S: 9 H: 1 LOB: 1 BB: 0 P: 14	R: 0 E: 0 K: 0 S: 12 H: 1 LOB: 2 BB: 1 P: 23	R: 0 E: 0 K: 1 S: 6 H: 0 LOB: 0 BB: 0 P: 10	1B: 2 2B: 1 3B: 1 HR: 0	SF: 0 SAC: 0 DP: 0 HBP: 0					

	AB	32
	R	1
	H	4
	RBI	1
	BB	1
	SO	6
	LOB	7

WP: 1 PA: 33
PB: 0
SB: 1
CS: 0

livebaseballscorecards.com

PITCHER		IP	WLS	BF	H	R	ER	SO	BB	IBB	HBP	BLK	WP	HR	S	P	ERA	WHIP
Mike Harkey, R ERA: 3.82	(1, 1)	7.1	W	27	4	1	1	5	0	0	0	0	0	0	68	108	1.23	0.545
Mitch Williams, L ERA: 2.33	(8, 1)	1.2	S	6	0	0	0	1	1	0	0	0	1	0	12	21	0.00	0.600

PITCHER	IP	WLS	BF	H	R	ER	SO	BB	IBB	HBP	BLK	WP	HR	S	P	ERA	WHIP

Batter	1	2	3	4	5	6	7	8	9	AB	R	H	RBI	BB	SO	LOB
Daryl Boston, L (1, 8) OBP: 0.347, SLG: 0.488	K		K	F7			F8	G3		5	0	0	0	0	2	2
Alejandro Pena, R (8, 1) OBP: 0.500, SLG: 0.333										0	0	0	0	0	0	0
Dave Magadan, L (1, 3) OBP: 0.425, SLG: 0.486	F8 2B		G4-3		G1-6-3 BB		1B SF8 2B		G3 G4-3 2B	4	2	3	0	1	0	0
Gregg Jefferies, S (1, 4) OBP: 0.360, SLG: 0.489	F8 2-3		HR		G1-6-3 1-2f		BB 2-3 1B		G3 2-3	5	1	2	1	0	0	3
Darryl Strawberry, L (1, 9) OBP: 0.380, SLG: 0.535	K		1B HBP		G4-3		BB 1-2		G4-3 3-H	3	0	0	1	1	1	1
Kevin McReynolds, R (1, 7) OBP: 0.370, SLG: 0.440		2B G6-3 1B	1B 1-2			FC4-6 1B	SF8 3-H		BB 1B	4	1	4	1	0	0	0
Howard Johnson, S (1, 5) OBP: 0.312, SLG: 0.444		G6-3 1-3 2B	F9			FC4-6 1-2f	K		BB 1-2	4	0	1	0	1	1	5
Mackey Sasser, L (1, 2) OBP: 0.379, SLG: 0.500		F6	G4-3			F9		FC5-4 1B	F7	4	0	1	0	0	0	3
Orlando Mercado, R (8, PR) OBP: 0.292, SLG: 0.369 (8, 2)										1	0	0	0	0	0	2
Kevin Elster, R (1, 6) OBP: 0.272, SLG: 0.365		G6-3 2-3 3-H		SH1 1B		BB 1-2		F7		3	0	1	1	1	0	2
Sid Fernandez, L (1, 1) OBP: 0.176, SLG: 0.206		L6		SH1 1-2		K		FC5-4 1-2f		1	0	0	0	0	0	1
Wally Whitehurst, R (2, 1) OBP: 0.200, SLG: 0.200										0	0	0	0	0	0	0
Tim Teufel, R (6, PH) OBP: 0.278, SLG: 0.338										1	0	0	0	0	1	2
Julio Machado, R (6, 1)										0	0	0	0	0	0	0
Mark Carreon, R (8, PH) OBP: 0.310, SLG: 0.503 (8, 8)										1	0	0	0	0	0	1
Inning Stats	R: 0 E: 0 K: 2 S: 16 H: 1 LOB: 1 BB: 0 P: 22	R: 1 E: 0 K: 0 S: 11 H: 2 LOB: 1 BB: 0 P: 16	R: 1 E: 0 K: 1 S: 13 H: 2 LOB: 2 BB: 0 P: 21	R: 0 E: 0 K: 0 S: 6 H: 1 LOB: 1 BB: 0 P: 10	R: 0 E: 0 K: 0 S: 4 H: 0 LOB: 0 BB: 1 P: 9	R: 0 E: 0 K: 1 S: 10 H: 1 LOB: 2 BB: 1 P: 21	R: 1 E: 0 K: 1 S: 14 H: 2 LOB: 2 BB: 1 P: 24	R: 0 E: 0 K: 0 S: 10 H: 1 LOB: 1 BB: 0 P: 16	R: 1 E: 0 K: 0 S: 12 H: 2 LOB: 2 BB: 1 P: 21	1B: 7 2B: 4 3B: 0 HR: 1 SF: 1 SAC: 1 DP: 1 HBP: 1						

PITCHER		IP	WLS	BF	H	R	ER	SO	BB	IBB	HBP	BLK	WP	HR	S	P	ERA	WHIP
Oil Can Boyd, R ERA: 3.01	(1, 1)	6.0	W	27	7	2	2	4	2	0	1	0	0	1	60	99	3.00	1.500
Bill Sampen, R ERA: 3.03	(7, 1)	2.2		15	5	2	2	1	2	0	0	0	0	0	33	57	6.75	2.625
Tim Burke, R ERA: 3.53	(9, 1)	0.1	S	1	0	0	0	0	0	0	0	0	0	0	3	4	0.00	0.000

PITCHER	IP	WLS	BF	H	R	ER	SO	BB	IBB	HBP	BLK	WP	HR	S	P	ERA	WHIP

TOP

New York Mets @ Montreal Expos

Olympic Stadium, Montreal, QB

Tue Jul 31 1990, 7:05 PM EDT

Att. 24,386 - Unknown - 70 F

livebaseballscorecards.com

AB	36
R	4
H	12
RBI	4
BB	4
SO	5
LOB	22

WP: 0	PA: 43							
PB: 0								
SB: 1								
CS: 0								

New York Mets @ Montreal Expos

Olympic Stadium, Montreal, QB

Tue Jul 31 1990, 7:05 PM EDT

Att. 24,386 - Unknown - 70 F

BOTTOM

Batter	1	2	3	4	5	6	7	8	9	AB	R	H	RBI	BB	SO	LOB
Delino DeShields, L (1, 4) OBP: 0.390, SLG: 0.411	B B F C B F X 3-2 3B 1B	X 0-0 1B G6-4-3 2-H 3-H 1B		C B X 1-1 ③ G1		B F C F B B X 3-2 ③ F7		C S B X 1-2 ② ③ G6-4-3 1-2f		5	1	2	2	0	0	4
Marquis Grissom, R (1, 9) OBP: 0.322, SLG: 0.351	B S C 1 SAFE X 1-2 1-H SF9 3B	B X 1-0 ② G6-4-3 1-2			S C X 0-2 ① G6-3		C B B B X 3-1 ① G6-3			4	1	1	1	0	0	1
Tim Raines, S (1, 7) OBP: 0.378, SLG: 0.367	B C X 1-1 ① SF9 3-H	B X 1-0 S 2-3 1B			B C B X 2-1 ② G4-3		B B B B 4-0 S S E BB			2	1	1	1	1	0	0
Tim Wallach, R (1, 5) OBP: 0.352, SLG: 0.518	B C F S 1-3 ② K	F S T F B B C 2-3 ③ K 1-2			F C B F B B X 3-2 ③ G6-3		1 SAFE F F F P B 1 SAFE S 2-3 ② K 1-2			4	0	0	0	0	3	3
Andres Galarraga, R (1, 3) OBP: 0.313, SLG: 0.415	C B S B F S 2-3 ③ K		B X 1-0 ① F8			X 0-0 IHR	B B X 2-0 2-H 1B			4	1	2	1	0	1	0
Mike Fitzgerald, R (1, 2) OBP: 0.359, SLG: 0.409		C S B X 1-2 HR	C F B B S 2-3 ② K			C S H 1-2 BB HBP	F S S 0-3 ③ K			3	1	1	1	0	2	1
Dave Martinez, L (1, 8) OBP: 0.347, SLG: 0.474		C C F F B X 1-2 SH5-6-3 BB 1B 1B	C C X 0-2 ③ G3-1			B F B F F F B F F F 4-2 B 1-2 BB		B B X 2-0 ① F7		3	1	1	0	1	0	0
Spike Owen, S (1, 6) OBP: 0.344, SLG: 0.354		B B B B 4-0 SH5-6-3 1-2 1B BB		C X 0-1 ① G3		M L B X 1-2 ① F7		B B B B 4-0 E BB		2	1	0	0	2	0	2
Oil Can Boyd, R (1, 1) OBP: 0.077, SLG: 0.077 Wallace Johnson, S (6, PH) OBP: 0.278, SLG: 0.255 Bill Sampen, R (7, 1) Tim Burke, R (9, 1) OBP: 0.333, SLG: 0.333		X 0-0 ① SH5-6-3 1-2 2-3		F F B C 1-3 ② K		F B F F F S 1-3 ② K		1 SAFE B L X 1-1 E5 G6-4-3 1-2		1 1 1 0	0 0 0 0	0 0 0 0	0 0 0 0	0 0 0 0	1 1 0 0	0 2 1 0
Inning Stats	R: 2 H: 2 E: 0 LOB: 0 K: 2 BB: 0 S: 16 P: 24	R: 3 H: 4 E: 0 LOB: 2 K: 1 BB: 1 S: 17 P: 27	R: 0 H: 0 E: 0 LOB: 0 K: 1 BB: 0 S: 7 P: 10	R: 0 H: 0 E: 0 LOB: 0 K: 1 BB: 0 S: 7 P: 9	R: 0 H: 0 E: 0 LOB: 0 K: 0 BB: 0 S: 9 P: 14	R: 1 H: 1 E: 0 LOB: 2 K: 1 BB: 1 S: 21 P: 31	R: 1 H: 1 E: 0 LOB: 1 K: 2 BB: 1 S: 11 P: 21	R: 0 H: 0 E: 1 LOB: 1 K: 0 BB: 1 S: 6 P: 14		1B: 5 SF: 1 2B: 0 SAC: 1 3B: 1 DP: 1 HR: 2 HBP: 1						

livebaseballscorecards.com

AB	30
R	7
H	8
RBI	6
BB	4
SO	8
LOB	14

PITCHER		IP	WLS	BF	H	R	ER	SO	BB	IBB	HBP	BLK	WP	HR	S	P	ERA	WHIP
Sid Fernandez, L ERA: 3.54	(1, 1)	1.2	L	12	6	5	5	2	1	0	0	0	0	1	28	44	27.00	4.200
Wally Whitehurst, R ERA: 3.29	(2, 1)	3.1		10	0	0	0	3	0	0	0	0	0	0	28	40	0.00	0.000
Julio Machado, R ERA: 3.8	(6, 1)	2.0		11	2	2	2	3	2	0	1	0	0	0	32	52	9.00	2.000
Alejandro Pena, R ERA: 4.11	(8, 1)	1.0		4	0	0	0	0	1	0	0	0	0	0	6	14	0.00	1.000

PITCHER	IP	WLS	BF	H	R	ER	SO	BB	IBB	HBP	BLK	WP	HR	S	P	ERA	WHIP

WP: 0 PA: 37
PB: 0
SB: 3
CS: 0

Batter	1	2	3	4	5	6	7	8	9	10	11	12	AB	R	H	RBI	BB	SO	LOB
Keith Miller, R (1, 8) (8, 9) OBP: 0.343, SLG: 0.355	G6-3		FC6-4 1-2f			G4-3		1B 1B 1B	1B			S 1B 1B	6	2	3	0	0	0	1
Howard Johnson, S (1, 5) (9, 6) OBP: 0.312, SLG: 0.444	L9			2B		G1-3		1B 1B 1B 1-2	P6			K 1-2	6	1	2	0	0	1	2
Gregg Jefferies, S (1, 4) OBP: 0.362, SLG: 0.489	L5			F9		1B 1B		FC4 1B 1-3 2-H		P3		S 1B 2-H	6	2	3	2	0	0	1
Kevin McReynolds, R (1, 7) OBP: 0.372, SLG: 0.441		F8		F9		1B 1-2		FC4 1B 1-2 3-H		F7		1B 1-H	6	0	3	2	0	0	1
Mark Carreon, R (1, 9) OBP: 0.311, SLG: 0.500 Darryl Strawberry, L (8, PH) OBP: 0.379, SLG: 0.534 Daryl Boston, L (8, 8) OBP: 0.348, SLG: 0.488	G5-3		F8			1B 1-2 2-H		FC4 G6-4-3 1-2f 2-3		G3-1		1B 1-2	3 1 2	0 0 0	1 0 1	1 0 0	0 0 0	0 0 0	1 2 0
Dave Magadan, L (1, 3) OBP: 0.416, SLG: 0.475	G4-3			P6	K	G6-4-3 1-2f			G4-3		P5		6	0	0	0	0	1	6
Kevin Elster, R (1, 6) OBP: 0.272, SLG: 0.364 Tom O'Malley, L (9, PH) OBP: 0.294, SLG: 0.435 (9, 5)		K			1B		F8	G4-3			1B	K	3 3	0 0	1 1	0 0	0 0	1 1	0 2
Orlando Mercado, R (1, 2) OBP: 0.280, SLG: 0.353 Mackey Sasser, L (9, PH) OBP: 0.375, SLG: 0.494 (9, 2)		F9			F8		F8	G3			F7		3 2	0 0	0 0	0 0	0 0	1 1	1 1
Ron Darling, R (1, 1) OBP: 0.286, SLG: 0.174 Mario Diaz, R (7, PH) OBP: 0.231, SLG: 0.333 Kevin Brown, L (7, 1) Alejandro Pena, R (8, 1) OBP: 0.000, SLG: 0.333 Tim Teufel, R (9, PH) OBP: 0.286, SLG: 0.387 John Franco, L (9, 1) David Cone, L (11, PH) OBP: 0.250, SLG: 0.256 Bob Ojeda, L (11, 1) OBP: 0.111, SLG: 0.111			FC6-4		K		F7		HR			1B 1-3	2 1 0 0 1 0 0 1 0	0 0 0 0 1 0 0 0 0	1 0 0 0 1 0 0 1 0	0 0 0 0 1 0 0 0 0	1 0 0 0 0 0 0 0 0	1 0 0 0 0 0 0 0 0	1 0 0 0 0 0 0 0 0
Inning Stats	R: 0 E: 0 K: 0 S: 3 H: 0 LOB: 0 BB: 0 P: 6	R: 0 E: 0 K: 0 S: 7 H: 0 LOB: 0 BB: 0 P: 14	R: 0 E: 0 K: 1 S: 7 H: 1 LOB: 1 BB: 0 P: 13	R: 0 E: 0 K: 0 S: 6 H: 1 LOB: 1 BB: 0 P: 7	R: 0 E: 0 K: 1 S: 12 H: 1 LOB: 1 BB: 0 P: 18	R: 1 E: 0 K: 1 S: 13 H: 3 LOB: 2 BB: 0 P: 19	R: 0 E: 0 K: 0 S: 8 H: 0 LOB: 0 BB: 0 P: 14	R: 2 E: 0 K: 0 S: 17 H: 4 LOB: 1 BB: 0 P: 23	R: 1 E: 0 K: 0 S: 13 H: 2 LOB: 1 BB: 0 P: 20	R: 0 E: 0 K: 0 S: 6 H: 0 LOB: 0 BB: 0 P: 9	R: 0 E: 0 K: 0 S: 9 H: 2 LOB: 2 BB: 0 P: 12	R: 2 E: 0 K: 2 S: 14 H: 4 LOB: 2 BB: 0 P: 19	1B: 16 2B: 1 3B: 0 HR: 1	SF: 0 SAC: 0 DP: 1 HBP: 0	WP: 0 PB: 0 SB: 2 CS: 0	PA: 52

PITCHER		IP	WLS	BF	H	R	ER	SO	BB	IBB	HBP	BLK	WP	HR	S	P	ERA	WHIP
Zane Smith, L ERA: 3.24	(1, 1)	7.0		30	9	3	3	3	0	0	0	0	0	0	66	105	3.86	1.286
Tim Burke, R ERA: 3.58	(8, 1)	2.0		8	3	1	1	0	0	0	0	0	0	1	20	29	4.50	1.500
Dale Mohorcic, R ERA: 3.12	(10, 1)	2.0		7	2	0	0	0	0	0	0	0	0	0	15	21	0.00	1.000
Bill Sampen, R ERA: 3.3	(12, 1)	0.1	L	5	4	2	2	1	0	0	0	0	0	0	10	15	54.00	12.000
Mel Rojas, R ERA:	(12, 1)	0.2		2	0	0	0	1	0	0	0	0	0	0	4	4	0.00	0.000

PITCHER	IP	WLS	BF	H	R	ER	SO	BB	IBB	HBP	BLK	WP	HR	S	P	ERA	WHIP

TOP

New York Mets @ Montreal Expos

Olympic Stadium, Montreal, QB

Wed Aug 01 1990, 7:05 PM EDT

Att. 28,556 - Dome - 70 F

livebaseballscorecards.com

AB	52
R	6
H	18
RBI	6
BB	0
SO	5
LOB	19

Batter	1	2	3	4	5	6	7	8	9	10	11	12	AB	R	H	RBI	BB	SO	LOB
Delino DeShields, L (1, 4) OBP: 0.386, SLG: 0.403	K		G4-3		BB		F7			B4-3		F6	5	0	0	0	1	1	1
Dave Martinez, L (1, 8) OBP: 0.345, SLG: 0.470 (7, 9) Marquis Grissom, R (10, PH) OBP: 0.319, SLG: 0.347 (11, 9)	G4-3			G4-3	G4-3		1B			G5-3		G1-3	4	0	1	0	0	0	2
													2	0	0	0	0	0	0
Tim Raines, S (1, 7) OBP: 0.378, SLG: 0.370	G4-3			2B		G4-3	1B			F9		G5-3	6	0	2	0	0	0	0
Tim Wallach, R (1, 5) OBP: 0.350, SLG: 0.514		F9		G5-3		HR		P6			F8		5	1	1	0	0	0	1
Andres Galarraga, R (1, 3) OBP: 0.314, SLG: 0.423		F8		G6-3		HR		F9			F8		5	1	2	2	0	0	1
Mike Aldrete, L (1, 9) OBP: 0.390, SLG: 0.315		F7			FC6-4	G4-3		K			1B		3	1	1	0	0	0	0
Otis Nixon, S (7, 8) OBP: 0.333, SLG: 0.289											F8		2	0	1	0	0	1	0
Tom Foley, L (1, 6) OBP: 0.320, SLG: 0.298			G4-6-3		F8	K			G4-3		F8		3	1	1	0	0	1	1
Spike Owen, S (9, PH) OBP: 0.343, SLG: 0.352 (10, 6)													2	0	0	0	0	0	2
Jerry Goff, L (1, 2) OBP: 0.345, SLG: 0.298													3	0	2	0	0	0	0
Junior Noboa, R (9, PH) OBP: 0.283, SLG: 0.326													1	0	0	0	0	0	0
Dale Mohorcic, R (10, 1)													0	0	0	0	0	0	0
Wallace Johnson, S (11, PH) OBP: 0.291, SLG: 0.255													0	0	0	0	1	0	0
Bill Sampen, R (12, 1)													0	0	0	0	0	0	0
Mel Rojas, R (12, 1)													0	0	0	0	0	0	0
Zane Smith, L (1, 1) OBP: 0.158, SLG: 0.237			G4-6-3		FC6-4		G3		G6-3		IBB		3	0	0	1	0	0	2
Tim Burke, R (8, 1) OBP: 0.333, SLG: 0.333							E6		F9			F8	0	0	0	0	0	0	0
Mike Fitzgerald, R (9, PH) OBP: 0.356, SLG: 0.405 (10, 2)													2	0	0	0	0	0	3
Inning Stats	R: 0 E: 0 K: 1 S: 6 — H: 0 LOB: 0 BB: 0 P: 10	R: 0 E: 0 K: 0 S: 5 — H: 0 LOB: 0 BB: 0 P: 8	R: 1 E: 0 K: 0 S: 9 — H: 2 LOB: 0 BB: 0 P: 17	R: 0 E: 0 K: 0 S: 5 — H: 1 LOB: 1 BB: 0 P: 11	R: 1 E: 0 K: 0 S: 9 — H: 2 LOB: 2 BB: 1 P: 16	R: 2 E: 0 K: 1 S: 10 — H: 2 LOB: 0 BB: 0 P: 20	R: 0 E: 1 K: 0 S: 10 — H: 2 LOB: 2 BB: 0 P: 17	R: 0 E: 0 K: 1 S: 6 — H: 0 LOB: 0 BB: 0 P: 9	R: 0 E: 0 K: 0 S: 4 — H: 0 LOB: 0 BB: 0 P: 7	R: 0 E: 0 K: 0 S: 6 — H: 0 LOB: 0 BB: 0 P: 11	R: 0 E: 0 K: 0 S: 11 — H: 2 LOB: 3 BB: 1 P: 19	R: 0 E: 0 K: 0 S: 6 — H: 0 LOB: 0 BB: 0 P: 10	1B: 9 2B: 1 3B: 0 HR: 1 — SF: 0 SAC: 0 DP: 1 HBP: 0	WP: 0 PB: 0 SB: 0 CS: 0 — PA: 48					

PITCHER	IP	WLS	BF	H	R	ER	SO	BB	IBB	HBP	BLK	WP	HR	S	P	ERA	WHIP
Ron Darling, R (1, 1) ERA: 4.16	6.0		25	7	4	4	2	1	0	0	0	0	1	44	82	6.00	1.333
Kevin Brown, L (7, 1) ERA:	1.0		5	2	0	0	0	0	0	0	0	0	0	10	17	0.00	2.000
Alejandro Pena, R (8, 1) ERA: 4.02	1.0		3	0	0	0	1	0	0	0	0	0	0	6	9	0.00	0.000
John Franco, L (9, 1) ERA: 1.88	2.0		6	0	0	0	0	0	0	0	0	0	0	10	18	0.00	0.000
Bob Ojeda, L (11, 1) ERA: 3.52	2.0	W	9	2	0	0	0	1	0	0	0	0	0	17	29	0.00	1.000

PITCHER	IP	WLS	BF	H	R	ER	SO	BB	IBB	HBP	BLK	WP	HR	S	P	ERA	WHIP

BOTTOM

New York Mets @ Montreal Expos

Olympic Stadium, Montreal, QB

Wed Aug 01 1990, 7:05 PM EDT

Att. 28,556 - Dome - 70 F

livebaseballscorecards.com

AB	46
R	4
H	11
RBI	3
BB	2
SO	3
LOB	13

Batter	1	2	3	4	5	6	7	8	9	AB	R	H	RBI	BB	SO	LOB
Howard Johnson, S (1, 5) OBP: 0.311, SLG: 0.441	C C B F B X 2-2 ① P6		B F S B B S 3-3 ③ K			F X 0-1 S 3B 1B	B B S X 2-1 ③ P6		B C B X 2-1 ③ G6-3	5	1	1	0	0	1	3
Dave Magadan, L (1, 3) OBP: 0.417, SLG: 0.479	C C F B X 1-2 ② G5-3			C X 0-1 G4-3 1B		B 1 SAFE F 1 SAFE C B 1 B S 3-3 ② K 1-2		B F B X 2-1 HR 2B		4	1	2	0	0	1	1
Gregg Jefferies, S (1, 4) OBP: 0.361, SLG: 0.492	B B F S F S 2-3 ③ K			X 0-0 ① F9		C B F F F F X 1-2 2-H 1B 3B		C B X 1-1 ① G6-3		4	1	1	1	0	1	2
Darryl Strawberry, L (1, 9) OBP: 0.381, SLG: 0.542		F B B B F X 3-2 ① F9		C B F F 1 SAFE B F X 2-2 ② G4-3 1-2		C F B X 1-2 3-H 1B		B C X 1-1 2-H HR		4	1	2	3	0	0	1
Kevin McReynolds, R (1, 7) OBP: 0.371, SLG: 0.447		B C B F S 2-3 ② K		B C C X 1-2 ③ P6		S B F C 1-3 ③ K		B C F B F B X 3-2 HR		4	1	1	1	0	2	2
Mackey Sasser, L (1, 2) OBP: 0.378, SLG: 0.500		C C B B F X 2-2 ③ P5			F F F B X 1-2 G4-6-3 1B		F X 0-1 1B 2B	F B S F B F X 2-2 ② G3		4	0	2	0	0	0	0
Daryl Boston, L (1, 8) OBP: 0.351, SLG: 0.488			B X 1-0 SH3-4 1B		C B X 1-1 ① ② G4-6-3 1-2f		X 0-0 G5-3 2-3 1B	C F C 0-3 ③ K		4	0	2	0	0	1	1
Mario Diaz, R (1, 6) OBP: 0.176, SLG: 0.250			B 1 SAFE X 1-0 ① F9		C B X 1-1 ③ G4-3		S X 0-1 ① G5-3 1-2		F F S 0-3 ① K	4	0	0	0	0	1	3
Frank Vila, L (1, 1) OBP: 0.125, SLG: 0.125			X 0-0 ② SH3-4 1-2			X 0-0 ① L8	B B C S S 2-3 ② K		B B C X 2-1 ② G6-3	3	0	0	0	0	1	2
Inning Stats	R: 0 E: 0 K: 1 S: 12 H: 0 LOB: 0 BB: 0 P: 17	R: 0 E: 0 K: 1 S: 10 H: 0 LOB: 0 BB: 0 P: 17	R: 0 E: 0 K: 1 S: 6 H: 1 LOB: 1 BB: 0 P: 11	R: 0 E: 0 K: 0 S: 11 H: 1 LOB: 1 BB: 0 P: 14	R: 0 E: 0 K: 0 S: 8 H: 1 LOB: 0 BB: 0 P: 11	R: 2 E: 0 K: 2 S: 18 H: 3 LOB: 1 BB: 0 P: 24	R: 0 E: 0 K: 1 S: 10 H: 2 LOB: 2 BB: 0 P: 14	R: 3 E: 0 K: 1 S: 18 H: 3 LOB: 0 BB: 0 P: 27	R: 0 E: 0 K: 1 S: 7 H: 0 LOB: 0 BB: 0 P: 11	1B: 6 2B: 2 3B: 1 HR: 2 SF: 0 SAC: 1 DP: 1 HBP: 0						

TOP

New York Mets @ Montreal Expos

Olympic Stadium, Montreal, QB

Thu Aug 02 1990, 3:33 AM EDT

Att. 32,507 - Dome - 80 F

livebaseballscorecards.com

AB	36
R	5
H	11
RBI	5
BB	0
SO	8
LOB	15

PITCHER		IP	WLS	BF	H	R	ER	SO	BB	IBB	HBP	BLK	WP	HR	S	P	ERA	WHIP
Dennis Martinez, R ERA: 3.08	(1, 1)	7.1	L	32	11	5	5	6	0	0	0	0	0	2	85	125	6.14	1.500
Mel Rojas, R ERA:	(8, 1)	1.2		5	0	0	0	2	0	0	0	0	0	0	15	21	0.00	0.000

PITCHER	IP	WLS	BF	H	R	ER	SO	BB	IBB	HBP	BLK	WP	HR	S	P	ERA	WHIP

WP: 0 PB: 0 SB: 1 CS: 0 PA: 37

New York Mets @ Montreal Expos

Olympic Stadium, Montreal, QB

Thu Aug 02 1990, 3:33 AM EDT

Att. 32,507 - Dome - 80 F

livebaseballscorecards.com

BOTTOM

Batter	1	2	3	4	5	6	7	8	9	AB	R	H	RBI	BB	SO	LOB
Delino DeShields, L (1, 4) OBP: 0.388, SLG: 0.408	G6-3		2B 1-3 2-H		K			1B G3		4	0	2	1	0	1	1
Otis Nixon, S (1, 8) OBP: 0.324, SLG: 0.280	B1-3		K		G5-3			K		4	0	0	0	0	2	4
Tim Raines, S (1, 7) OBP: 0.373, SLG: 0.365	G6-3		P3			K		G3 1-2		4	0	0	0	0	1	3
Tim Wallach, R (1, 5) OBP: 0.349, SLG: 0.511		G6-3		1B G4-3 S		G6-3		F8		4	0	1	0	0	0	1
Andres Galarraga, R (1, 3) OBP: 0.311, SLG: 0.419		K		K 1-2		K			G6-5-3	4	0	0	0	0	3	1
Marquis Grissom, R (1, 9) OBP: 0.314, SLG: 0.341		G4-3		G4-3 2-3			G5-3		G6-3	4	0	0	0	0	0	1
Mike Fitzgerald, R (1, 2) OBP: 0.354, SLG: 0.402			1B FC1-5	G5-3			F9		G5-3	4	0	1	0	0	0	1
Spike Owen, S (1, 6) OBP: 0.348, SLG: 0.359			FC1-5 2B 1-2		SH1-4 2B		BB			2	1	2	0	1	0	0
Dennis Martinez, R (1, 1) OBP: 0.118, SLG: 0.120 Mel Rojas, R (8, 1)			FC1-5 2B 1-2 2-3f		SH1-4 2-3		P3			2 0	0 0	0 0	0 0	0 0	0 0	3 0
Inning Stats	R: 0 E: 0 K: 0 S: 6 H: 0 LOB: 0 BB: 0 P: 9	R: 0 E: 0 K: 1 S: 9 H: 0 LOB: 0 BB: 0 P: 15	R: 1 E: 0 K: 1 S: 10 H: 3 LOB: 2 BB: 0 P: 12	R: 0 E: 0 K: 1 S: 11 H: 1 LOB: 1 BB: 0 P: 17	R: 0 E: 0 K: 1 S: 13 H: 1 LOB: 1 BB: 0 P: 17	R: 0 E: 0 K: 2 S: 8 H: 0 LOB: 0 BB: 0 P: 11	R: 0 E: 0 K: 0 S: 7 H: 0 LOB: 1 BB: 1 P: 15	R: 0 E: 0 K: 1 S: 12 H: 1 LOB: 1 BB: 0 P: 17	R: 0 E: 0 K: 0 S: 6 H: 0 LOB: 0 BB: 0 P: 9	1B: 4 2B: 2 3B: 0 HR: 0 SF: 0 SAC: 1 DP: 0 HBP: 0						

	AB	32
	R	1
	H	6
	RBI	1
	BB	1
	SO	7
	LOB	15

WP: 0 PB: 0 SB: 1 CS: 0 PA: 34

PITCHER		IP	WLS	BF	H	R	ER	SO	BB	IBB	HBP	BLK	WP	HR	S	P	ERA	WHIP
Frank Viola, L ERA: 2.28	(1, 1)	9.0	W	34	6	1	1	7	1	0	0	0	0	0	82	122	1.00	0.778

PITCHER		IP	WLS	BF	H	R	ER	SO	BB	IBB	HBP	BLK	WP	HR	S	P	ERA	WHIP

Batter	1	2	3	4	5	6	7	8	9	AB	R	H	RBI	BB	SO	LOB
Delino DeShields, L (1, 4) OBP: 0.386, SLG: 0.404	C F B F H 2-2 P5-3 HBP	B F X 1-1 F7 ②	B X 1-0 G3 ③		F C B F C 1-3 K ②					3	0	0	0	0	1	3
Dave Martinez, L (1, 8) OBP: 0.344, SLG: 0.467	1 SAFE F B S 1 SAFE 1 SAFE 1 SAFE X 1-2 P5-3 ①② 1-2f	F C T X 0-2 G6-3 ③			S T B B F X 2-2 1B FC4-6 1B	B S X 1-1 G1-3 ③				4	1	1	0	0	0	2
Tim Raines, S (1, 7) OBP: 0.371, SLG: 0.362 Mike Aldrete, L (5, 7) OBP: 0.391, SLG: 0.318	X 0-0 G5-3 ③		B X 1-0 G4-3 ①			F B F X 1-2 FC4-6 1-3 1B		B X 1-0 G4-3 ①		2 2	0 0	0 1	0 0	0 0	0 0	0 0
Tim Wallach, R (1, 5) OBP: 0.348, SLG: 0.509 Junior Noboa, R (4, 5) OBP: 0.279, SLG: 0.321		B C B X 2-1 G6-3 ①	B S B X 2-1 F8 ②			C B B X 2-1 FC4-6 HR ① 1-2f 3-H		F F S 0-3 K ②		2 2	0 1	0 0	0 1	0 0	0 1	0 1
Andres Galarraga, R (1, 3) OBP: 0.310, SLG: 0.416 Wallace Johnson, S (5, 3) OBP: 0.281, SLG: 0.245		X 0-0 L3 ②	C B F S 1-3 K ③		S B F S 1-3 K ②			X 0-0 G6-3 ③		2 2	0 0	0 0	0 0	0 0	1 1	0 1
Larry Walker, L (1, 9) OBP: 0.308, SLG: 0.426		C S B B B B 4-2 BB	B X 1-0 P5 ①		X 0-0 1-H HR				C B B X 2-1 1B	3	1	2	2	1	0	0
Tom Foley, L (1, 6) OBP: 0.311, SLG: 0.289 Mel Rojas, R (6, 1) Bill Sampen, R (8, 1) Marquis Grissom, R (9, PH) OBP: 0.312, SLG: 0.339		X 0-0 F8 ③	B X 1-0 L7 ②		B X 1-0 F8 ③				C B B B S B X 3-2 P3 ①	3 0 0 1	0 0 0 0	0 0 0 0	0 0 0 0	0 0 0 0	0 0 0 0	1 0 0 1
Jerry Goff, L (1, 2) OBP: 0.373, SLG: 0.380			B F B B B X 3-1 HR		F B B B B 4-1 1B BB		B X 1-0 1B		B C B S B S 3-3 K ②	3	1	2	1	1	1	1
Mark Gardner, R (1, 1) OBP: 0.132, SLG: 0.211 Dale Mohorcic, R (2, 1) OBP: 0.200, SLG: 0.200 Spike Owen, S (6, 6) OBP: 0.346, SLG: 0.357			C X 0-1 G6-3 ①		X 0-0 1-2 1B		C B F F S 1-3 K ①		C B X 1-1 F9 ③	0 2 2	0 0 0	0 1 0	0 0 0	0 0 0	0 0 1	0 0 2
Inning Stats	R: 0 E: 0 K: 0 S: 7 H: 0 LOB: 0 BB: 0 P: 10	R: 0 E: 0 K: 0 S: 6 H: 0 LOB: 1 BB: 1 P: 12	R: 1 E: 0 K: 0 S: 10 H: 1 LOB: 0 BB: 0 P: 14	R: 0 E: 0 K: 1 S: 6 H: 0 LOB: 0 BB: 0 P: 10	R: 0 E: 0 K: 0 S: 5 H: 1 LOB: 2 BB: 1 P: 12	R: 3 E: 0 K: 1 S: 14 H: 3 LOB: 0 BB: 0 P: 21	R: 0 E: 0 K: 2 S: 11 H: 1 LOB: 1 BB: 0 P: 15	R: 0 E: 0 K: 1 S: 5 H: 0 LOB: 0 BB: 0 P: 6	R: 0 E: 0 K: 1 S: 10 H: 1 LOB: 1 BB: 0 P: 19	1B: 5 2B: 1 3B: 0 HR: 2	SF: 0 SAC: 0 DP: 1 HBP: 1						

PITCHER		IP	WLS	BF	H	R	ER	SO	BB	IBB	HBP	BLK	WP	HR	S	P	ERA	WHIP
Mike Harkey, R ERA: 3.94	(1, 1)	5.2	W	24	5	4	4	2	2	0	1	0	0	2	47	77	6.35	1.235
Paul Assenmacher, L ERA: 3.51	(6, 1)	2.1		8	1	0	0	3	0	0	0	0	0	0	17	23	0.00	0.429
Mitch Williams, L ERA: 2.21	(9, 1)	1.0		4	1	0	0	1	0	0	0	0	0	0	10	19	0.00	1.000

PITCHER	IP	WLS	BF	H	R	ER	SO	BB	IBB	HBP	BLK	WP	HR	S	P	ERA	WHIP

TOP

Montreal Expos @ Chicago Cubs

Wrigley Field, Chicago, IL

Fri Aug 03 1990, 3:33 AM CDT

Att. 33,318 - Sunny

livebaseballscorecards.com

AB	33
R	4
H	7
RBI	4
BB	2
SO	6
LOB	12

1B: 5	SF: 0	WP: 0	PA: 36
2B: 1	SAC: 0	PB: 0	
3B: 0	DP: 1	SB: 0	
HR: 2	HBP: 1	CS: 0	

Batter	1	2	3	4	5	6	7	8	9	AB	R	H	RBI	BB	SO	LOB
Jerome Walton, R (1, 8) OBP: 0.367, SLG: 0.327			BCBSBB 4-2 1B BB		B X 1-0 E5 1B 23 1B FC4-6	FSBBS 2-3 ③ K		BFFBFX 2-2 ③ 1-3 1B		5	2	2	0	1	1	2
23 Ryne Sandberg, R (1, 4) OBP: 0.356, SLG: 0.545	C 1 SAFE FBBBFB 4-2 1-3 2B BB	B X 1-0 1B 1B 2B	1 SAFE CBBBX 2-1 ① L7		CCBX 1-2 FC4-6 1B 1-2 1B		B X 1-0 ① G6-3			4	2	2	0	1	0	1
Mark Grace, L (1, 3) OBP: 0.353, SLG: 0.371	X 0-0 F8 1B 1-H 3-H 2B	BCFBBX 3-2 1B PB 2-3 1B	CBFBFX 2-2 ② F7		FBX 1-1 FC4-6 1-2 2-3 1B		BBBB 4-0 G1-3 BB BB			4	2	3	2	1	0	1
Andre Dawson, R (1, 9) OBP: 0.391, SLG: 0.581 Dwight Smith, L (2, PH) OBP: 0.333, SLG: 0.381 (3, 9)	BBX 2-0 ① F8 2-3	BFBX 1 SAFE 1-1 1B PB 1-3 3-H 1B	FBSX 1-2 1-3 1B		X 0-0 ① FC4-6 G1-6-3 1-2f 2-3 3-H		SBBFBB 4-2 G1-3 1-2 BB			1	0	0	0	0	0	1
										3	0	2	2	1	0	2
Dave Clark, L (1, 7) OBP: 0.310, SLG: 0.453 Paul Assenmacher, L (6, 1) Mitch Williams, L (9, 1)	CFBS 1-3 ② K	SBFX 1-2 FC5 HBP 1-3 3-H 1B	FBFS 2-3 ③ K		CFX 0-2 ② ③ G1-6-3 1-2f		CX 0-1 ② G1-3 1-2 2-3			4	0	1	0	0	2	5
										1	0	0	0	0	0	2
										0	0	0	0	0	0	0
Luis Salazar, R (1, 5) OBP: 0.317, SLG: 0.433	BFX 1-1 S 2B 3-H 1B	CFFH 1-2 1-2 HBP	BBX 2-0 2B		X 0-0 HR	CBSFX 1-2 ③ F9				4	2	3	2	0	0	2
Shawon Dunston, R (1, 6) OBP: 0.311, SLG: 0.466	CFBBX 2-2 1-H 2B 2B	X 0-0 ① P4			BBX 2-0 ① P5	CFBFS 1-3 ① K		FX 0-1 ① L6		5	1	1	1	0	1	4
Joe Girardi, R (1, 2) OBP: 0.326, SLG: 0.388	III 4-0 2B IBB	BFSS 1-3 ② K			X 0-0 ② P6	BSBFBX 3-2 2B		BX 1-0 ② G1-3		4	1	1	0	1	1	4
Mike Harkey, R (1, 1) OBP: 0.293, SLG: 0.375 Doug Dascenzo, S (6, 7) OBP: 0.272, SLG: 0.333	SX 0-1 1-H 2-H 2B	SX 0-1 ③ FC5 2-3f			X 0-0 ③ G4-3	FBX 1-1 ② P6		FBFX 1-2 1B 1B		3	0	1	2	0	0	4
										2	0	1	0	0	0	1
Inning Stats	R: 6 E: 0 K: 1 S: 19 H: 5 LOB: 1 BB: 2 P: 35	R: 2 E: 0 K: 1 S: 19 H: 4 LOB: 3 BB: 0 P: 27	R: 0 E: 0 K: 1 S: 14 H: 1 LOB: 2 BB: 1 P: 25	R: 0 E: 0 K: 0 S: 4 H: 1 LOB: 1 BB: 0 P: 8	R: 1 E: 1 K: 0 S: 10 H: 2 LOB: 1 BB: 0 P: 13	R: 1 E: 0 K: 2 S: 13 H: 2 LOB: 1 BB: 0 P: 20	R: 0 E: 0 K: 0 S: 9 H: 0 LOB: 2 BB: 2 P: 19	R: 0 E: 0 K: 0 S: 10 H: 2 LOB: 2 BB: 0 P: 14		1B: 10 2B: 6 3B: 0 HR: 1	SF: 0 SAC: 0 DP: 1 HBP: 1					

PITCHER		IP	WLS	BF	H	R	ER	SO	BB	IBB	HBP	BLK	WP	HR	S	P	ERA	WHIP
Mark Gardner, R ERA: 2.89	(1, 1)	1.0	L	12	7	8	8	1	1	1	0	0	1	0	23	43	72.00	8.000
Dale Mohorcic, R ERA: 2.7	(2, 1)	4.0		20	6	1	0	2	1	0	1	0	0	0	43	65	0.00	1.750
Mel Rojas, R ERA: 2.08	(6, 1)	2.0		10	2	1	1	2	2	0	0	0	0	1	22	39	4.50	2.000
Bill Sampen, R ERA: 3.25	(8, 1)	1.0		4	2	0	0	0	0	0	0	0	0	0	10	14	0.00	2.000

PITCHER	IP	WLS	BF	H	R	ER	SO	BB	IBB	HBP	BLK	WP	HR	S	P	ERA	WHIP

BOTTOM

Montreal Expos @ Chicago Cubs

Wrigley Field, Chicago, IL

Fri Aug 03 1990, 3:33 AM CDT

Att. 33,318 - Sunny

livebaseballscorecards.com

AB	40
R	10
H	17
RBI	9
BB	5
SO	5
LOB	29

1B: 10 SF: 0
2B: 6 SAC: 0
3B: 0 DP: 1
HR: 1 HBP: 1

WP: 1 PA: 46
PB: 1
SB: 2
CS: 0

Montreal Expos @ Chicago Cubs

Wrigley Field, Chicago, IL

Sat Aug 04 1990, 7:05 PM CDT

Att. 35,176 - Unknown - 78 F

livebaseballscorecards.com

Batter	1	2	3	4	5	6	7	8	9	AB	R	H	RBI	BB	SO	LOB
Delino DeShields, L (1, 4) OBP: 0.384, SLG: 0.402	1-0 P7		1-0 FC5-4 1B		0-0 P8		2-1 F7			4	0	1	0	0	0	1
Dave Martinez, L (1, 8) OBP: 0.338, SLG: 0.459	2-1 G4-3		1-0 FC5-4 1-2f		1-1 F8			2-2 G3		4	0	0	0	0	0	2
Tim Raines, S (1, 7) OBP: 0.367, SLG: 0.357	2-2 L7		1-0 G4-1		3-2 G6-3			2-2 F8		4	0	0	0	0	0	2
Tim Wallach, R (1, 5) OBP: 0.349, SLG: 0.511		0-1 1B 2B		0-0 G5-4-3 1B		1-1 G5-3		2-2 F8		4	1	2	0	0	0	0
Junior Noboa, R (8, 5) OBP: 0.279, SLG: 0.321										0	0	0	0	0	0	0
Andres Galarraga, R (1, 3) OBP: 0.307, SLG: 0.412		0-1 G5-3		1-2 G5-4-3 1-2f		3-2 G5-3			0-1 G5-3	4	0	0	0	0	0	2
Larry Walker, L (1, 9) OBP: 0.317, SLG: 0.443		2-2 S S 2-H 1B		4-1 1B BB		2-0 1B			1-2 HR	3	1	3	2	1	0	0
Mike Fitzgerald, R (1, 2) OBP: 0.352, SLG: 0.399		2-2 P8 1-2		1-0 1-2 1B		1-1 G5-3			1-0 G6-3	4	0	1	0	0	0	2
Spike Owen, S (1, 6) OBP: 0.345, SLG: 0.356		3-3 K 2-3		1-0 L7			2-2 P3		1-0 1B	4	0	1	0	0	1	3
Kevin Gross, R (1, 1) OBP: 0.220, SLG: 0.375			3-2 F4		0-0 1B		1-3 K		3-2 G4-3	2	0	1	0	0	0	0
Scott Anderson, R (6, 1)										1	0	0	0	0	1	0
Mike Aldrete, L (9, PH) OBP: 0.388, SLG: 0.315										1	0	0	0	0	0	1

Inning Stats	1	2	3	4	5	6	7	8	9	
	R: 0 H: 0 E: 0 LOB: 0 K: 0 BB: 0 S: 6 P: 11	R: 1 H: 2 E: 0 LOB: 1 K: 1 BB: 0 S: 13 P: 20	R: 0 H: 1 E: 0 LOB: 1 K: 0 BB: 0 S: 8 P: 14	R: 0 H: 2 E: 0 LOB: 2 K: 0 BB: 1 S: 7 P: 14	R: 0 H: 1 E: 0 LOB: 1 K: 0 BB: 0 S: 7 P: 11	R: 0 H: 1 E: 0 LOB: 1 K: 0 BB: 0 S: 9 P: 16	R: 0 H: 0 E: 0 LOB: 0 K: 1 BB: 0 S: 10 P: 15	R: 0 H: 0 E: 0 LOB: 0 K: 0 BB: 0 S: 15 P: 21	R: 1 H: 2 E: 0 LOB: 1 K: 0 BB: 0 S: 11 P: 17	1B: 7 SF: 0 2B: 1 SAC: 0 3B: 0 DP: 1 HR: 1 HBP: 0	WP: 0 PA: 36 PB: 0 SB: 2 CS: 0

PITCHER		IP	WLS	BF	H	R	ER	SO	BB	IBB	HBP	BLK	WP	HR	S	P	ERA	WHIP
Shawn Boskie, R ERA: 3.69	(1, 1)	6.0	W	25	7	1	1	1	1	0	0	0	0	0	50	86	1.50	1.333
Steve Wilson, L ERA: 4.66	(7, 1)	2.0		6	0	0	0	1	0	0	0	0	0	0	25	36	0.00	0.000
Bill Long, R ERA: 3.83	(9, 1)	1.0		5	2	1	1	0	0	0	0	0	0	1	11	17	9.00	2.000

PITCHER	IP	WLS	BF	H	R	ER	SO	BB	IBB	HBP	BLK	WP	HR	S	P	ERA	WHIP

Batter	1	2	3	4	5	6	7	8	9	AB	R	H	RBI	BB	SO	LOB
Jerome Walton, R (1, 8) OBP: 0.367, SLG: 0.326	C C B X 1-2 23 E 1B 1B	C B X 1-1 ③ G5-3		C B B C L 2-3 ① K		B B B B 4-0 23 2B 2B BB	C B F C 1-3 ③ K			4	2	1	0	1	2	1
23 Ryne Sandberg, R (1, 4) OBP: 0.361, SLG: 0.551	B C F X 1-2 E8 1B 1-3 1B		X 0-0 E7 G6-3 1B 1B	B F B F X 2-2 S HR 1B		B X 1-0 2B 1-3 2B		S C X 0-2 ① G4-3		5	4	4	0	0	0	0
Mark Grace, L (1, 3) OBP: 0.353, SLG: 0.370	C B B X 2-1 G4-3 2-H 3-H 1B		X 0-0 ① L8	B S X 1-1 ② F9		B B B C B 4-1 2B BB		C B X 1-1 ② G4-3		4	1	1	2	1	0	2
Andre Dawson, R (1, 9) OBP: 0.392, SLG: 0.592 Dwight Smith, L (7, 9) OBP: 0.336, SLG: 0.383	X 0-0 ① G4-3 1-2		C S B B X 2-2 ② G6-3 2-3	B X 1-0 1-H HR		B X 1-0 G3 1-H 2-H 3-H 2B		C F B X 1-2 3B 1B		4 1	1 1	2 1	5 0	0 0	0 0	2 0
Dave Clark, L (1, 7) OBP: 0.322, SLG: 0.477	B B B F B F X 3-2 ② F9		F X 0-1 S 3-H 1B	B B X 2-0 1B		B B X 2-0 ① G3 2-3		S F F B X 1-2 1-H 3B		5	1	3	2	0	0	2
Luis Salazar, R (1, 5) OBP: 0.316, SLG: 0.427 Curtis Wilkerson, S (7, 5) OBP: 0.255, SLG: 0.257	B B B X 3-0 ③ G6-3		B B B C B 4-1 1B 1-2 BB	B S X 1-1 ③ F8		C S C 0-3 ② K		B S S B F B F F X 3-2 ③ G4-3		3 1	0 0	0 0	0 0	1 0	1 0	3 1
Shawon Dunston, R (1, 6) OBP: 0.313, SLG: 0.467 Steve Wilson, L (7, 1) OBP: 0.192, SLG: 0.160 Bill Long, R (9, 1)		B C F B F X 2-2 G4-3 S 1B	C S X 0-2 S 1-3 2-H 1B	C F B B S 2-3 ① K		F X 0-1 ③ L4				4 0 0	0 0 0	2 0 0	1 0 0	0 0 0	1 0 0	1 0 0
Joe Girardi, R (1, 2) OBP: 0.325, SLG: 0.384		S 1 SAFE B X 1-1 ① G6-3 1-2	B C B I I 4-1 1-2 IBB	B S S B F F X 2-2 ② G6-3			C X 0-1 ① G5-3			3	0	0	0	1	0	1
Shawn Boskie, R (1, 1) OBP: 0.222, SLG: 0.306 Domingo Ramos, R (7, 6) OBP: 0.291, SLG: 0.277		S X 0-1 ② G4-3 2-3	B C B X 2-1 ③ P5	B X 1-0 ③ G6-3			C B B B F X 3-2 ② G6-3			3 1	0 0	0 0	0 0	0 0	0 0	4 0
Inning Stats	R: 2 E: 1 K: 0 S: 13 H: 3 LOB: 1 BB: 0 P: 23	R: 0 E: 0 K: 0 S: 10 H: 1 LOB: 1 BB: 0 P: 14	R: 2 E: 1 K: 0 S: 14 H: 3 LOB: 3 BB: 2 P: 26	R: 2 E: 0 K: 1 S: 12 H: 3 LOB: 1 BB: 0 P: 21	R: 0 E: 0 K: 1 S: 9 H: 0 LOB: 0 BB: 0 P: 14	R: 3 E: 0 K: 1 S: 9 H: 2 LOB: 1 BB: 2 P: 21	R: 0 E: 0 K: 1 S: 8 H: 0 LOB: 0 BB: 0 P: 12	R: 1 E: 0 K: 0 S: 18 H: 2 LOB: 1 BB: 0 P: 24		1B: 10 2B: 2 3B: 1 HR: 1 SF: 0 SAC: 0 DP: 0 HBP: 0						

BOTTOM

Montreal Expos @ Chicago Cubs

Wrigley Field, Chicago, IL

Sat Aug 04 1990, 7:05 PM CDT

Att. 35,176 - Unknown - 78 F

livebaseballscorecards.com

AB	38
R	10
H	14
RBI	10
BB	4
SO	4
LOB	17

WP: 0 PA: 42
PB: 0
SB: 4
CS: 0

PITCHER		IP	WLS	BF	H	R	ER	SO	BB	IBB	HBP	BLK	WP	HR	S	P	ERA	WHIP
Kevin Gross, R ERA: 4.39	(1, 1)	5.0	L	30	11	9	9	2	3	1	0	0	0	1	60	109	16.20	2.800
Scott Anderson, R ERA: 3.0	(6, 1)	3.0		12	3	1	1	2	0	0	0	0	0	0	33	46	3.00	1.000

PITCHER	IP	WLS	BF	H	R	ER	SO	BB	IBB	HBP	BLK	WP	HR	S	P	ERA	WHIP

Batter	1	2	3	4	5	6	7	8	9	AB	R	H	RBI	BB	SO	LOB
Delino DeShields, L (1, 4) OBP: 0.386, SLG: 0.403	B B C F B X 3-2 2B G4-6-3 1B		B X 1-0 ① G1-3		X 0-0 CS 1B			B X 1-0 ③ G6-3		4	1	2	0	0	0	0
Dave Martinez, L (1, 8) OBP: 0.337, SLG: 0.460	X 0-0 G4-6-3 1-3 2B		C B X 1-1 ② F8		B F P 2-1 ③ CS 1-2	C X 0-1 ① G3			B X 1-0 ① F8	4	0	1	0	0	0	0
Tim Raines, S (1, 7) OBP: 0.365, SLG: 0.354	B B B B 4-0 G4-6-3 BB		F S B B X 2-2 ③ F9			B B X 2-0 ② F7			X 0-0 ② L6	3	0	0	0	1	0	0
Tim Wallach, R (1, 5) OBP: 0.348, SLG: 0.511	C X 0-1 ① ② G4-6-3 1-2f 2-3 3-H			C B C F X 1-2 ① G5-3		F B X 1-1 ③ G6-3			B C B X 2-1 2B	4	0	1	0	0	0	2
Larry Walker, L (1, 9) OBP: 0.319, SLG: 0.442	B B C S F B B 4-2 BB			C S B S 1-3 ② K			X 0-0 G6-3 G6-3 1B		X 0-0 ③ G4-3	3	0	1	0	1	1	1
Mike Aldrete, L (1, 3) OBP: 0.387, SLG: 0.310	B B F C B C 3-3 ③ K			C B S F B B B 4-2 FC6-4 BB			1 SAFE 1 SAFE B B B C X 2-1 ① G6-3 1-2			2	0	0	0	1	1	3
Mike Fitzgerald, R (1, 2) OBP: 0.348, SLG: 0.394		C B F B F C 2-3 ① K		F B X 1-1 ③ FC6-4 1-2f			2 SAFE X 0-0 ② ③ G6-3 2-3			3	0	0	0	0	1	2
Tom Foley, L (1, 6) OBP: 0.303, SLG: 0.280		B B C B F F X 3-2 ② G6-3			C B X 1-1 ① G3			X 0-0 ① L7		3	0	0	0	0	0	0
Oil Can Boyd, R (1, 1) OBP: 0.073, SLG: 0.073 Otis Nixon, S (8, PH) OBP: 0.321, SLG: 0.277 Tim Burke, R (8, 1) OBP: 0.333, SLG: 0.333		C C F S 0-3 ③ K			C S C 0-3 ② K			B L F C 1-3 ② K		2 1 0	0 0 0	0 0 0	0 0 0	0 0 0	2 1 0	0 0 0
Inning Stats	R: 1 H: 2 E: 0 LOB: 2 K: 1 BB: 2 S: 12 P: 26	R: 0 H: 0 E: 0 LOB: 0 K: 2 BB: 0 S: 12 P: 17	R: 0 H: 0 E: 0 LOB: 0 K: 0 BB: 0 S: 6 P: 10	R: 0 H: 0 E: 0 LOB: 1 K: 1 BB: 1 S: 12 P: 19	R: 0 H: 1 E: 0 LOB: 0 K: 1 BB: 0 S: 8 P: 10	R: 0 H: 0 E: 0 LOB: 0 K: 0 BB: 0 S: 5 P: 8	R: 0 H: 1 E: 0 LOB: 0 K: 0 BB: 0 S: 4 P: 6	R: 0 H: 0 E: 0 LOB: 0 K: 1 BB: 0 S: 5 P: 7	R: 0 H: 1 E: 0 LOB: 1 K: 0 BB: 0 S: 5 P: 8	1B: 3 SF: 0 2B: 2 SAC: 0 3B: 0 DP: 1 HR: 0 HBP: 0						

TOP

Montreal Expos @ Chicago Cubs

Wrigley Field, Chicago, IL

Sun Aug 05 1990, 3:33 AM CDT

Att. 33,481 - Overcast - 68 F

livebaseballscorecards.com

AB	29
R	1
H	5
RBI	0
BB	3
SO	6
LOB	8

PITCHER	IP	WLS	BF	H	R	ER	SO	BB	IBB	HBP	BLK	WP	HR	S	P	ERA	WHIP
Greg Maddux, R (1, 1) ERA: 3.64	9.0	W	32	5	1	1	6	3	0	0	0	0	0	69	111	1.00	0.889

PITCHER	IP	WLS	BF	H	R	ER	SO	BB	IBB	HBP	BLK	WP	HR	S	P	ERA	WHIP

Batter	1	2	3	4	5	6	7	8	9	AB	R	H	RBI	BB	SO	LOB
Jerome Walton, R (1, 8) OBP: 0.367, SLG: 0.323	C B X 1-1 F8 ①		C B B B F F X 3-2 F7 ③			F B B S B B B 4-2 23 F8 2B BB	F C X 0-2 Cl 3-H			2	1	0	0	1	0	0
23 Ryne Sandberg, R (1, 4) OBP: 0.357, SLG: 0.545	B X 1-0 P7 ②			C B C X 1-2 G5-3 ①		1 SAFE F F 1 SAFE 1 SAFE P B X 2-2 F8 ① 1-2	F F B B B F F S 3-3 K ③			4	0	0	0	0	1	2
Mark Grace, L (1, 3) OBP: 0.355, SLG: 0.376	C B B B F F X 2-2 2B			F B F S 1-3 K ②		B X 1-0 3B 2-H 2B		F X 0-1 G5-3 ①		4	1	2	1	0	1	0
Andre Dawson, R (1, 9) OBP: 0.396, SLG: 0.598	B B X 2-0 F7 ③			C B B B B 4-1 BB		X 0-0 3B 2-H 3B		B B F S F F X 2-2 1B S FC1-5-2 1B		3	0	2	1	1	0	1
Dave Clark, L (1, 7) OBP: 0.320, SLG: 0.470		C C S 0-3 K ①		1 SAFE B S S S C 1-3 K ③		C S S 1-3 K ②		F B B X 2-1 FC1-5-2 1-3 1B		4	0	1	0	0	3	2
Luis Salazar, R (1, 5) OBP: 0.312, SLG: 0.421		B B C F X 2-2 P4 ②			C B F B S 2-3 K ①	S B B B F F X 3-2 G4-3 ③		B B B X 3-0 FC1-5-2 2-3 3-H ②		4	0	0	0	0	1	3
Shawon Dunston, R (1, 6) OBP: 0.315, SLG: 0.467		B B X 2-0 G5-3 ③			B X 1-0 1B	B X 1-0 G6-3 SH3 BLK 1B		X 0-0 G4-3 ③		4	1	2	0	0	0	2
Joe Girardi, R (1, 2) OBP: 0.323, SLG: 0.381			X 0-0 G6-3 ①		S S C 0-3 K ②	1 SAFE L 1 SAFE X 0-1 SH3 1-2 ①				2	0	0	0	0	1	1
Greg Maddux, R (1, 1) OBP: 0.175, SLG: 0.161			F S X 0-2 G5-3 ②		B F X 1-1 G1-3 ③		B X 1-0 G6-3 2-3 ②			3	0	0	0	0	0	2
Inning Stats	R: 0 E: 0 K: 0 S: 8 H: 1 LOB: 1 BB: 0 P: 14	R: 0 E: 0 K: 1 S: 7 H: 0 LOB: 0 BB: 0 P: 11	R: 0 E: 0 K: 0 S: 8 H: 0 LOB: 0 BB: 0 P: 11	R: 0 E: 0 K: 2 S: 10 H: 0 LOB: 1 BB: 1 P: 17	R: 0 E: 0 K: 2 S: 9 H: 1 LOB: 1 BB: 0 P: 13	R: 2 E: 0 K: 1 S: 15 H: 2 LOB: 1 BB: 1 P: 25	R: 1 E: 1 K: 1 S: 12 H: 1 LOB: 1 BB: 0 P: 17	R: 0 E: 0 K: 0 S: 11 H: 2 LOB: 2 BB: 0 P: 18		1B: 4 2B: 2 3B: 1 HR: 0	SF: 0 SAC: 1 DP: 0 HBP: 0					

PITCHER		IP	WLS	BF	H	R	ER	SO	BB	IBB	HBP	BLK	WP	HR	S	P	ERA	WHIP
Oil Can Boyd, R ERA: 3.05	(1, 1)	7.0	L	29	5	3	3	7	2	0	0	1	0	0	69	108	3.86	1.000
Tim Burke, R ERA: 3.49	(8, 1)	1.0		5	2	0	0	0	0	0	0	0	0	0	11	18	0.00	2.000

PITCHER	IP	WLS	BF	H	R	ER	SO	BB	IBB	HBP	BLK	WP	HR	S	P	ERA	WHIP

BOTTOM

Montreal Expos @ Chicago Cubs

Wrigley Field, Chicago, IL

Sun Aug 05 1990, 3:33 AM CDT

Att. 33,481 - Overcast - 68 F

livebaseballscorecards.com

AB	30
R	3
H	7
RBI	2
BB	2
SO	7
LOB	13

1B: 4 SF: 0 WP: 0 PA: 34
2B: 2 SAC: 1 PB: 0
3B: 1 DP: 0 SB: 1
HR: 0 HBP: 0 CS: 0

Montreal Expos @ Pittsburgh Pirates

Three Rivers Stadium, Pittsburgh, PA

Wed Aug 08 1990, 7:05 PM EDT

Att. 21,180 - Unknown

livebaseballscorecards.com

TOP

Batter	1	2	3	4	5	6	7	8	9	AB	R	H	RBI	BB	SO	LOB
Delino DeShields, L (1, 4) OBP: 0.383, SLG: 0.406	B C F S 1-3 K			B C B X 2-1 1-4-3		B X 1-0 6-3 3B	B B C X 2-1 1B 1-2 2B 1B		C B X 1-1 4-3	5	2	2	0	0	1	0
Dave Martinez, L (1, 8) OBP: 0.341, SLG: 0.458	X 0-0 1-3			B B X 2-0 G4-6-3 1B		B S X 1-1 6-3 3-H	B C F B F X 2-2 1-2 2-H 2B 1B		C B X 1-1 L3	5	1	2	2	0	0	0
Tim Raines, S (1, 7) OBP: 0.368, SLG: 0.361	C B B B F X 3-2 4-3			B F X 1-1 G4-6-3 1-2f		B C C X 1-2 1-3 2B	B B X 2-0 1-H 2-H 2B 2B			4	1	2	2	0	0	1
Tim Wallach, R (1, 5) OBP: 0.352, SLG: 0.511		X 0-0 6-3			S B X 1-1 5-3	B B B B 4-0 1-3 BB	X 0-0 2-H 2B			3	0	1	1	1	0	0
Larry Walker, L (1, 9) OBP: 0.311, SLG: 0.430		C B C F X 1-2 4-3			B B X 2-0 4-3	C X 0-1 1-3 1-2 2-3	S C S 0-3 K			4	0	0	0	0	1	3
Andres Galarraga, R (1, 3) OBP: 0.304, SLG: 0.409		F X 0-1 6-3			B X 1-0 1B 2B	F B B F S 2-3 K		S F F S 0-3 K		4	1	1	0	0	2	2
Jerry Goff, L (1, 2) OBP: 0.365, SLG: 0.358			C B B X 2-1 4-3		B C B B B 4-1 1B BB		F F B C 1-3 K	X 0-0 3-1		3	0	0	0	1	1	0
Spike Owen, S (1, 6) OBP: 0.342, SLG: 0.352			X 0-0 6-3		B B X 2-0 1-3 2-H 1B		B C F B X 2-2 1B 1B 1B	F X 0-1 F8		4	1	2	1	0	0	0
Dennis Martinez, R (1, 1) OBP: 0.109, SLG: 0.111			B F F S 1-3 K		X 0-0 P5		L L L 0-3 K		F B C F B X 2-2 6-3	4	0	0	0	0	2	3

Inning Stats	1	2	3	4	5	6	7	8	9
	R: 0 E: 0 K: 1 S: 7 H: 0 LOB: 0 BB: 0 P: 11	R: 0 E: 0 K: 0 S: 7 H: 0 LOB: 0 BB: 0 P: 8	R: 0 E: 0 K: 1 S: 6 H: 0 LOB: 0 BB: 0 P: 9	R: 0 E: 0 K: 0 S: 5 H: 1 LOB: 0 BB: 0 P: 10	R: 1 E: 0 K: 0 S: 7 H: 2 LOB: 2 BB: 1 P: 17	R: 1 E: 0 K: 1 S: 11 H: 2 LOB: 2 BB: 1 P: 20	R: 4 E: 0 K: 3 S: 20 H: 5 LOB: 1 BB: 0 P: 29	R: 0 E: 0 K: 1 S: 7 H: 0 LOB: 0 BB: 0 P: 7	R: 0 E: 0 K: 0 S: 8 H: 0 LOB: 0 BB: 0 P: 12

| | | |

Batter	1	2	3	4	5	6	7	8	9	AB	R	H	RBI	BB	SO	LOB
Wally Backman, S (1, 5) OBP: 0.354, SLG: 0.382	B X 1-0 4-3 ①		C X 0-1 FC4-6 E S 1B 1-2f ①			F B F X 1-2 4-3 ①		C S B X 1-2 3-1 ②		4	1	0	0	0	0	1
Jay Bell, R (1, 6) OBP: 0.325, SLG: 0.387	B X 1-0 2B 1B		B B F S X 2-2 1-3 ② 1-3			C C C 0-3 K ②		B F X 1-1 F9 ③		4	0	1	0	0	1	1
John Cangelosi, S (1, 8) OBP: 0.327, SLG: 0.227	B B X 2-0 1-3 2B		B B F B X 3-1 CS 3-H 1B			C B B X 2-1 G3 ③			C C X 0-2 F7 ①	4	0	2	1	0	0	0
Bobby Bonilla, S (1, 9) OBP: 0.314, SLG: 0.527	B F B C F S 2-3 K ②		B S 1-1 CS ③ 1-2	X 0-0 4-3 ①			X 0-0 1B 2B		S B F X 1-2 F9 ②	4	1	1	0	0	1	2
Barry Bonds, L (1, 7) OBP: 0.417, SLG: 0.580	B B S B C X 3-2 F6 ③			F B C X 1-2 4-3 ②			B B B C X 3-1 G4-6-3 S 2-H 1B		C X 0-1 F8 ③	4	0	1	1	0	0	2
Sid Bream, L (1, 3) OBP: 0.358, SLG: 0.473		C B F F F B F X 2-2 F9 ①	B F S C 1-3 K ③				B B B C B 4-1 G4-6-3 1-2 BB			2	0	0	0	1	1	0
Michael LaValliere, L (1, 2) OBP: 0.354, SLG: 0.310		X 0-0 4-3 ②			C S B X 1-2 F5 ①		X 0-0 G4-6-3 ① ② 1-2f 2-3			3	0	0	0	0	0	2
Jose Lind, R (1, 4) OBP: 0.335, SLG: 0.387		B C B F C 2-3 K ③			X 0-0 L1 ②		B X 1-0 4-3 ③			3	0	0	0	0	1	1
Doug Drabek, R (1, 1) OBP: 0.228, SLG: 0.226			C B X 1-1 FC4-6 1B		B F B F S 2-3 K ③			X 0-0 6-3 ①		2	0	1	0	0	1	0
Bob Kipper, R (7, 1)										0	0	0	0	0	0	0
Gary Redus, R (8, PH) OBP: 0.319, SLG: 0.382										1	0	0	0	0	0	0
Mark Ross, R (9, 1)										0	0	0	0	0	0	0
Inning Stats	R: 0 H: 2 E: 0 LOB: 2 K: 1 BB: 0 S: 10 P: 19	R: 0 H: 0 E: 0 LOB: 0 K: 1 BB: 0 S: 10 P: 14	R: 1 H: 2 E: 0 LOB: 0 K: 0 BB: 0 S: 10 P: 17	R: 0 H: 0 E: 0 LOB: 0 K: 1 BB: 0 S: 7 P: 9	R: 0 H: 0 E: 0 LOB: 0 K: 1 BB: 0 S: 7 P: 10	R: 0 H: 0 E: 0 LOB: 0 K: 1 BB: 0 S: 8 P: 11	R: 1 H: 2 E: 0 LOB: 1 K: 0 BB: 1 S: 6 P: 14	R: 0 H: 0 E: 0 LOB: 0 K: 0 BB: 0 S: 6 P: 8	R: 0 H: 0 E: 0 LOB: 0 K: 0 BB: 0 S: 8 P: 9	1B: 4 SF: 0 2B: 2 SAC: 0 3B: 0 DP: 1 HR: 0 HBP: 0						

PITCHER	IP	WLS	BF	H	R	ER	SO	BB	IBB	HBP	BLK	WP	HR	S	P	ERA	WHIP
Dennis Martinez, R (1, 1) ERA: 3.02	9.0	W	32	6	2	2	5	1	0	0	0	0	0	72	111	2.00	0.778

PITCHER	IP	WLS	BF	H	R	ER	SO	BB	IBB	HBP	BLK	WP	HR	S	P	ERA	WHIP

BOTTOM

Montreal Expos @ Pittsburgh Pirates

Three Rivers Stadium, Pittsburgh, PA

Wed Aug 08 1990, 7:05 PM EDT

Att. 21,180 - Unknown

livebaseballscorecards.com

AB	31
R	2
H	6
RBI	2
BB	1
SO	5
LOB	9

WP: 0 PA: 33
PB: 0
SB: 2
CS: 1

Batter	1	2	3	4	5	6	7	8	9	10	AB	R	H	RBI	BB	SO	LOB
Delino DeShields, L (1, 4) OBP: 0.383, SLG: 0.404	F7		1B BB		G6-3	L8			G4-3 S 1B		4	1	1	0	1	0	2
Otis Nixon, S (1, 8) OBP: 0.333, SLG: 0.295	F9		1B		E 1B	G6-3			G4-3		4	1	2	1	0	0	1
Dave Martinez, L (9, PH) OBP: 0.339, SLG: 0.457 (9, 8)											1	0	0	0	0	0	1
Tim Raines, S (1, 7) OBP: 0.371, SLG: 0.361	BB		P5		E5 S 1B 1B		BB		CS 1B		3	1	1	1	2	0	4
Tim Wallach, R (1, 5) OBP: 0.350, SLG: 0.507	K		G1-3		1B E 2B 1B		F7		G6-3		5	1	1	1	0	1	6
Andres Galarraga, R (1, 3) OBP: 0.308, SLG: 0.410		FC6-4 1B		G5-3	2B 1B		K			SH3-4 E BB	4	2	2	1	1	1	1
Marquis Grissom, R (1, 9) OBP: 0.314, SLG: 0.358		FC6-4 G6-4-3		G6-3	2B		P3			SH3-4	4	0	1	2	0	0	2
Mike Fitzgerald, R (1, 2) OBP: 0.348, SLG: 0.386		G6-4-3		G6-3	G6-3			G4-6-3 BB		G2-3	4	0	0	0	1	0	2
Spike Owen, S (1, 6) OBP: 0.345, SLG: 0.354			CS 1B		G6-3 SH1-4 1B 1B	SH1-4 BB		B3		G6-3	4	1	2	0	1	0	1
Bill Sampen, R (10, 1)											0	0	0	0	0	0	0
Kevin Gross, R (1, 1) OBP: 0.238, SLG: 0.375			1B BB		SH1-4	SH1-4		G4-6-3			0	0	0	0	1	0	0
Mel Rojas, R (4, 1)											0	0	0	0	0	0	0
Mike Aldrete, L (8, PH) OBP: 0.382, SLG: 0.304											1	0	0	0	0	0	1
Scott Ruskin, R (8, 1) OBP: 0.333, SLG: 0.833											0	0	0	0	0	0	0
Tim Burke, R (8, 1) OBP: 0.333, SLG: 0.333											0	0	0	0	0	0	0
Steve Frey, R (9, 1)											0	0	0	0	0	0	0
Tom Foley, L (10, 6) OBP: 0.300, SLG: 0.277											0	0	0	0	0	0	0
Inning Stats	R: 0 E: 0 K: 1 S: 7 H: 0 LOB: 1 BB: 1 P: 12	R: 0 E: 0 K: 0 S: 6 H: 1 LOB: 0 BB: 0 P: 10	R: 0 E: 0 K: 0 S: 8 H: 2 LOB: 3 BB: 2 P: 18	R: 0 E: 0 K: 0 S: 7 H: 0 LOB: 0 BB: 0 P: 10	R: 5 E: 1 K: 0 S: 15 H: 5 LOB: 1 BB: 0 P: 23	R: 0 E: 0 K: 0 S: 5 H: 0 LOB: 1 BB: 1 P: 13	R: 0 E: 0 K: 1 S: 11 H: 0 LOB: 1 BB: 1 P: 18	R: 0 E: 0 K: 0 S: 5 H: 0 LOB: 0 BB: 1 P: 11	R: 1 E: 0 K: 0 S: 10 H: 2 LOB: 0 BB: 0 P: 18	R: 1 E: 1 K: 0 S: 9 H: 0 LOB: 0 BB: 1 P: 16	1B: 9 2B: 1 3B: 0 HR: 0 SF: 0 SAC: 3 DP: 2 HBP: 0						

PITCHER	IP	WLS	BF	H	R	ER	SO	BB	IBB	HBP	BLK	WP	HR	S	P	ERA	WHIP
Neal Heaton, L (1, 1) ERA: 3.6	6.0		29	8	5	1	1	4	0	0	0	0	0	48	86	1.50	2.000
Stan Belinda, R (7, 1) ERA: 2.72	2.0		7	0	0	0	1	2	0	0	0	0	0	16	29	0.00	1.000
Bill Landrum, R (9, 1) ERA: 2.2	2.0	L	8	2	2	1	0	1	0	0	0	0	0	19	34	4.50	1.500

PITCHER	IP	WLS	BF	H	R	ER	SO	BB	IBB	HBP	BLK	WP	HR	S	P	ERA	WHIP

TOP

Montreal Expos @ Pittsburgh Pirates

Three Rivers Stadium, Pittsburgh, PA

Thu Aug 09 1990, 7:05 PM EDT

Att. 21,499 - Unknown

livebaseballscorecards.com

AB	34
R	7
H	10
RBI	6
BB	7
SO	2
LOB	21

WP: 0 PB: 0 SB: 2 CS: 2 PA: 44

Batter	1	2	3	4	5	6	7	8	9	10	AB	R	H	RBI	BB	SO	LOB
Wally Backman, S (1, 5) OBP: 0.355, SLG: 0.384 Bill Landrum, R (9, 1)	C F C 0-3 K ①		B B S F B X 3-2 G6-3 1-H 3-H 2B ③	S C B B B 4-2 BB		B B X 2-0 FC4-6 1-2f ③		1 SAFE F B X 1-1 G3-1 ③			4	0	1	2	1	1	2
											0	0	0	0	0	0	0
Jay Bell, R (1, 6) OBP: 0.324, SLG: 0.384	B C B S C 2-3 K ②		B B B C F F X 3-2 G6-3 2-3 ②	X 0-0 F8 ③			B F F C 1-3 K ①		X 0-0 SH1-4 1B		5	0	1	0	0	2	4
John Cangelosi, S (1, 8) OBP: 0.304, SLG: 0.208	C B C B F C 2-3 K ③		B C X 1-1 G3 ③		C B B X 2-1 G3 ①		B C X 1-1 L7 ②		1 SAFE L X 0-1 SH1-4 1-2 ①		4	0	0	0	0	1	1
Bobby Bonilla, S (1, 9) OBP: 0.313, SLG: 0.523		S B F B S 2-3 K ①		B X 1-0 BB 1B 1B	B S S S 1-3 K ②		B F X 1-1 F8 ③		B B F X 2-1 P1 ②		5	1	1	0	0	2	1
Barry Bonds, L (1, 7) OBP: 0.422, SLG: 0.589		B C B S F S 2-3 K ②		F B B F B B 4-2 1B 1-2 2B BB	B B B X 3-0 1B ①			B B B C X 3-1 HR	I I I I 4-0 IBB		3	2	2	1	2	1	0
Sid Bream, L (1, 3) OBP: 0.358, SLG: 0.472	B C F B B X 3-2 G4-3 ③			X 0-0 2B 1-3 2-H 1B	1 SAFE C X 0-1 G6-3 ③			C B X 1-1 SH1-4 1B 1B	C B X 1-1 F7 ③		5	1	2	1	0	0	3
Michael LaValliere, L (1, 2) OBP: 0.364, SLG: 0.324 Don Slaught, R (8, PH) (9, 2) OBP: 0.392, SLG: 0.503			X 0-0 1B 2B 1B	C B X 1-1 1-3 3-H 2B		B B B B 4-0 FC4-6 BB		M X 0-1 SH1-4 1-2 ①		B X 1-0 F7 ①	2	1	2	1	1	0	0
											1	0	0	0	0	0	0
Jose Lind, R (1, 4) OBP: 0.336, SLG: 0.388			X 0-0 FC1-6 1-3 1B	F C F S 0-3 K ①		B B B X 3-0 F9 ①		X 0-0 FC5-4 2-H 1B		F F S 0-3 K ②	5	0	2	1	0	2	3
Neal Heaton, L (1, 1) OBP: 0.146, SLG: 0.054 Mark Ryal, L (6, PH) OBP: 0.333, SLG: 0.333 Stan Belinda, R (7, 1) Gary Redus, R (8, PH) OBP: 0.317, SLG: 0.380 Jeff King, R (9, 5) OBP: 0.282, SLG: 0.348			B B X 2-0 FC1-6 1-2f 2B ①	X 0-0 G6-3 ②		B F 1 SAFE B B X 3-1 F8 ②		1 SAFE C F F B B X 2-2 FC5-4 1-2f ②		C B X 1-1 F7 ③	2	1	0	0	0	0	4
											1	0	0	0	0	0	1
											0	0	0	0	0	0	0
											1	0	0	0	0	0	1
											1	0	0	0	0	0	0
Inning Stats	R: 0 E: 0 K: 3 S: 10 H: 0 LOB: 0 BB: 0 P: 14	R: 0 E: 0 K: 2 S: 10 H: 0 LOB: 0 BB: 0 P: 17	R: 2 E: 0 K: 0 S: 12 H: 3 LOB: 1 BB: 0 P: 21	R: 2 E: 0 K: 1 S: 14 H: 3 LOB: 3 BB: 2 P: 24	R: 0 E: 0 K: 1 S: 8 H: 1 LOB: 1 BB: 0 P: 14	R: 0 E: 0 K: 0 S: 4 H: 0 LOB: 1 BB: 1 P: 16	R: 0 E: 0 K: 1 S: 7 H: 0 LOB: 0 BB: 0 P: 10	R: 2 E: 0 K: 0 S: 13 H: 3 LOB: 1 BB: 0 P: 20	R: 0 E: 0 K: 0 S: 7 H: 1 LOB: 2 BB: 1 P: 14	R: 0 E: 0 K: 1 S: 6 H: 0 LOB: 0 BB: 0 P: 8	1B: 8 2B: 2 3B: 0 HR: 1	SF: 0 SAC: 2 DP: 0 HBP: 0					

PITCHER		IP	WLS	BF	H	R	ER	SO	BB	IBB	HBP	BLK	WP	HR	S	P	ERA	WHIP
Kevin Gross, R ERA: 4.57	(1, 1)	3.0		16	6	4	4	5	1	0	0	0	0	0	38	64	12.00	2.333
Mel Rojas, R ERA: 0.9	(4, 1)	4.0		15	1	0	0	3	2	0	0	0	0	0	27	52	0.00	0.750
Scott Ruskin, L ERA: 3.38	(8, 1)	0.1		3	2	2	2	0	0	0	0	0	0	1	6	10	54.00	6.000
Tim Burke, R ERA: 3.24	(8, 1)	1.0		5	2	0	0	0	0	0	0	0	0	0	10	13	0.00	2.000
Steve Frey, L ERA: 3.3	(9, 1)	0.2	W	3	0	0	0	0	0	1	0	0	0	0	4	11	0.00	0.000

PITCHER		IP	WLS	BF	H	R	ER	SO	BB	IBB	HBP	BLK	WP	HR	S	P	ERA	WHIP
Bill Sampen, R ERA: 3.2	(10, 1)	1.0	S	3	0	0	0	1	0	0	0	0	0	0	6	8	0.00	0.000

BOTTOM

Montreal Expos @ Pittsburgh Pirates

Three Rivers Stadium, Pittsburgh, PA

Thu Aug 09 1990, 7:05 PM EDT
Att. 21,499 - Unknown

livebaseballscorecards.com

AB	39
R	6
H	11
RBI	6
BB	4
SO	9
LOB	20

WP: 0 PB: 0 SB: 0 CS: 0 PA: 45

Batter	1	2	3	4	5	6	7	8	9	AB	R	H	RBI	BB	SO	LOB
Lenny Dykstra, L (1, 8) OBP: 0.448, SLG: 0.480	2-1 G4-3 1B	1-1 F9 ③			1-1 S 1B		3-2 P4 ②		4-1 HR BB	4	1	2	0	1	0	3
Darren Daulton, L (1, 2) OBP: 0.358, SLG: 0.414	0-0 G4-3 ① 1-2		1-0 F9 ①		4-0 1-2 BB		2-2 G6-3 ③		0-0 1-H HR	4	1	1	2	1	0	1
Von Hayes, L (1, 7) OBP: 0.378, SLG: 0.425	2-3 K ②		2-1 P6 ②		1-2 F7 ③			0-3 K ①	1-2 F9 ③	5	0	0	0	0	2	3
Dale Murphy, R (1, 9) OBP: 0.312, SLG: 0.411	1-0 F9 ③		0-0 G5-3 ③			0-0 G3 G4-3 1B 1B		0-0 G1-3 ②		4	1	1	0	0	0	1
John Kruk, L (1, 3) OBP: 0.384, SLG: 0.381		0-1 G1-3 ①		1-1 L7 ①		0-0 G4-3 ① 1-2		2-1 1B 1B		4	0	1	0	0	0	1
Tom Herr, S (1, 4) OBP: 0.326, SLG: 0.366		1-2 BB WP HBP		0-1 F8 ②		1-1 G3 ② 2-3		3-2 1-2 1B		3	0	1	0	0	0	1
Charlie Hayes, R (1, 5) OBP: 0.305, SLG: 0.377		1-3 K ②		0-0 F8 ③		0-0 3-H 1B		0-1 G4-3 ③		4	0	1	1	0	1	3
Dickie Thon, R (1, 6) OBP: 0.313, SLG: 0.353		1-3 K BB 1-2			0-0 F7 ①	1-0 F7 ③			1-2 F9 ①	4	0	0	0	0	1	2
Terry Mulholland, R (1, 1) OBP: 0.135, SLG: 0.139		4-1 1-2 2-3 BB			0-3 K ②		0-0 F8 ①		1-3 K ②	1	0	0	0	1	1	0
Randy Ready, R (7, PH) OBP: 0.347, SLG: 0.351										1	0	0	0	0	0	0
Roger McDowell, R (7, 1)										0	0	0	0	0	0	0
Carmelo Martinez, R (9, PH) OBP: 0.340, SLG: 0.407										1	0	0	0	0	1	0
Inning Stats	R: 0 E: 0 K: 1 S: 7 H: 1 LOB: 1 BB: 0 P: 12	R: 0 E: 0 K: 2 S: 14 H: 0 LOB: 3 BB: 1 P: 22	R: 0 E: 0 K: 0 S: 4 H: 0 LOB: 0 BB: 0 P: 7	R: 0 E: 0 K: 0 S: 5 H: 0 LOB: 0 BB: 0 P: 6	R: 0 E: 0 K: 1 S: 9 H: 1 LOB: 2 BB: 1 P: 15	R: 1 E: 0 K: 0 S: 6 H: 2 LOB: 1 BB: 0 P: 8	R: 0 E: 0 K: 0 S: 11 H: 0 LOB: 0 BB: 0 P: 16	R: 0 E: 0 K: 1 S: 11 H: 2 LOB: 2 BB: 0 P: 16	R: 2 E: 0 K: 1 S: 11 H: 1 LOB: 0 BB: 1 P: 18	1B: 6 2B: 0 3B: 0 HR: 1	SF: 0 SAC: 0 DP: 0 HBP: 1						

TOP

Philadelphia Phillies @ Montreal Expos

Olympic Stadium, Montreal, QB

Fri Aug 10 1990, 7:05 PM EDT

Att. 17,904 - Dome - 72 F

livebaseballscorecards.com

AB	35
R	3
H	7
RBI	3
BB	3
SO	6
LOB	15

PITCHER		IP	WLS	BF	H	R	ER	SO	BB	IBB	HBP	BLK	WP	HR	S	P	ERA	WHIP
Oil Can Boyd, R (1, 1) ERA: 2.99		6.0	W	26	4	1	1	4	2	0	1	0	1	0	45	70	1.50	1.000
Scott Ruskin, L (7, 1) ERA: 3.26		1.2		7	2	0	0	1	0	0	0	0	0	0	20	30	0.00	1.200
Tim Burke, R (8, 1) ERA: 3.59		1.0		5	1	2	2	1	1	0	0	0	0	1	10	16	18.00	2.000
Steve Frey, L (9, 1) ERA: 3.26		0.1	S	1	0	0	0	0	0	0	0	0	0	0	3	4	0.00	0.000

PITCHER	IP	WLS	BF	H	R	ER	SO	BB	IBB	HBP	BLK	WP	HR	S	P	ERA	WHIP

BOTTOM

Philadelphia Phillies @ Montreal Expos

Olympic Stadium, Montreal, QB

Fri Aug 10 1990, 7:05 PM EDT

Att. 17,904 - Dome - 72 F

livebaseballscorecards.com

Batter	1	2	3	4	5	6	7	8	9	AB	R	H	RBI	BB	SO	LOB
Delino DeShields, L (1, 4) OBP: 0.379, SLG: 0.400	B C B B C F X 3-2 G4-3 ①	X 0-0 G4-3 ② 2-3		C X 0-1 L8 ③		B X 1-0 SF7 ② 3-H				3	0	0	1	0	0	1
Otis Nixon, S (1, 8) OBP: 0.325, SLG: 0.286	F C B X 1-2 L7 ②	C F B F F F B S 2-3 K ③			C B B F F B X 3-2 G5-3 ①	B B S X 2-1 G6-3 ③				4	0	0	0	0	1	2
Tim Raines, S (1, 7) OBP: 0.375, SLG: 0.364	B C C C B F B B 4-2 1B 1B BB	X 0-0 1B FC5-4 1B			C B X 1-1 1B 1B		B B F B X 3-1 G4-3 ①			3	2	2	0	1	0	0
Tim Wallach, R (1, 5) OBP: 0.351, SLG: 0.507	B X 1-0 1B 1-2 1B	1 SAFE B X 1-0 L9 ①			S X 0-1 1-2 1B		C F B X 1-2 G5-3 ②			4	0	2	0	0	0	1
Andres Galarraga, R (1, 3) OBP: 0.309, SLG: 0.411	C B B C X 2-2 1-2 2-H 1B	1 SAFE B X 1-0 FC5-4 1-3 1B			X 0-0 F7 ②		B B B C X 3-1 G4-3 ③			4	0	2	1	0	0	2
Marquis Grissom, R (1, 9) OBP: 0.309, SLG: 0.352	B B B C X 3-1 F8 ③	X 0-0 FC5-4 FC5-4 ② 1-2f 3-H			X 0-0 G5-3 ③			F F X 0-2 G4-3 ①		4	0	0	1	0	0	5
Mike Fitzgerald, R (1, 2) OBP: 0.347, SLG: 0.381		F B B B B 4-1 2B BB	1 SAFE 1 SAFE X 0-0 FC5-4 ③ 1-2f			B C F X 1-2 F9 ①		X 0-0 G3 ②		3	1	0	0	1	0	1
Spike Owen, S (1, 6) OBP: 0.347, SLG: 0.357		C B B F F X 2-2 G4-3 1-H 2B		B F C B X 2-2 F7 ①		B B C B B 4-1 1B SF7 BB		C B X 1-1 G6-3 ③		3	1	1	1	1	0	0
Oil Can Boyd, R (1, 1) OBP: 0.070, SLG: 0.070		X 0-0 B3 ①		F B S S 1-3 K ②		X 0-0 1-3 1B				2	0	0	0	0	1	1
Dave Martinez, L (6, PH) OBP: 0.342, SLG: 0.459										1	0	1	0	0	0	0
Scott Ruskin, R (7, 1) OBP: 0.333, SLG: 0.833										0	0	0	0	0	0	0
Tim Burke, R (8, 1) OBP: 0.333, SLG: 0.333										0	0	0	0	0	0	0
Steve Frey, R (9, 1)										0	0	0	0	0	0	0
Inning Stats	R: 1 E: 0 K: 0 S: 16 H: 2 LOB: 2 BB: 1 P: 30	R: 1 E: 0 K: 1 S: 14 H: 1 LOB: 1 BB: 1 P: 22	R: 1 E: 0 K: 0 S: 5 H: 2 LOB: 1 BB: 0 P: 7	R: 0 E: 0 K: 1 S: 8 H: 0 LOB: 0 BB: 0 P: 11	R: 0 E: 0 K: 0 S: 10 H: 2 LOB: 2 BB: 0 P: 14	R: 1 E: 0 K: 0 S: 8 H: 1 LOB: 1 BB: 1 P: 16	R: 0 E: 0 K: 0 S: 7 H: 0 LOB: 0 BB: 0 P: 14	R: 0 E: 0 K: 0 S: 6 H: 0 LOB: 0 BB: 0 P: 7		1B: 7 2B: 1 3B: 0 HR: 0	SF: 1 SAC: 0 DP: 0 HBP: 0					

PITCHER		IP	WLS	BF	H	R	ER	SO	BB	IBB	HBP	BLK	WP	HR	S	P	ERA	WHIP
Terry Mulholland, L ERA: 4.34	(1, 1)	6.0	L	29	8	4	4	2	3	0	0	0	0	0	61	100	6.00	1.833
Roger McDowell, R ERA: 4.8	(7, 1)	2.0		6	0	0	0	0	0	0	0	0	0	0	13	21	0.00	0.000

PITCHER	IP	WLS	BF	H	R	ER	SO	BB	IBB	HBP	BLK	WP	HR	S	P	ERA	WHIP

AB	31
R	4
H	8
RBI	4
BB	3
SO	2
LOB	13

WP: 0 PB: 0 SB: 0 CS: 0 PA: 35

Batter	1	2	3	4	5	6	7	8	9	10	11	12	AB	R	H	RBI	BB	SO	LOB
Lenny Dykstra, L (1, 8) OBP: 0.447, SLG: 0.477	F7	G4-1		P4		F8		1B			IBB		5	0	1	0	1	0	1
Darren Daulton, L (1, 2) OBP: 0.360, SLG: 0.416	1B E 2B	L7		L9		BB			G6-4-3 BB		G3-1		4	1	1	0	2	0	2
Von Hayes, L (1, 7) OBP: 0.379, SLG: 0.434	E 1B 1B		HR	K		L4			P4		IBB		5	2	2	1	1	1	3
Dale Murphy, R (1, 9) OBP: 0.308, SLG: 0.405	K		K	G6-3			K		G6-4-3		L9		6	0	0	0	0	3	6
John Kruk, L (1, 3) OBP: 0.381, SLG: 0.375	E4 1B		E6 BB G3-1	G3			G4-3 BB			L7		K	5	0	0	0	1	1	1
Tom Herr, S (1, 4) OBP: 0.324, SLG: 0.363	BB 1B		G3-1	F8			G4-3			P4		F8	6	0	1	1	0	0	2
Charlie Hayes, R (1, 5) OBP: 0.308, SLG: 0.376	BB		BB HBP			E S 1B 1B		G4-3		P3		G1-3	4	1	1	0	1	0	0
Dickie Thon, R (1, 6) OBP: 0.317, SLG: 0.355	K		BB			F4		SH3 1B			G3-1 S 1B		4	0	2	0	1	1	4
Jason Grimsley, R (1, 1) OBP: 0.333, SLG: 0.333 Dennis Cook, L (8, 1) OBP: 0.306, SLG: 0.389 Joe Boever, R (8, 1) Randy Ready, R (11, PH) OBP: 0.345, SLG: 0.349 Don Carman, L (11, 1) OBP: 0.333, SLG: 0.333 Darrel Akerfelds, R (12, 1) OBP: 0.200, SLG: 0.200 Rod Booker, L (12, 5) OBP: 0.318, SLG: 0.325		F8	K			WP		SH3			K		3 0 0 1 0 0 0 0	0 0 0 0 0 0 0 0	1 0 0 0 0 0 0 0	1 0 0 0 0 1 0 0	0 0 0 0 0 0 0 0	1 0 0 0 0 1 0 0	3 0 0 0 0 1 0 0
Inning Stats	R: 2 E: 1 K: 2 S: 17 H: 3 LOB: 3 BB: 1 P: 30	R: 0 E: 0 K: 0 S: 6 H: 0 LOB: 0 BB: 0 P: 12	R: 1 E: 1 K: 2 S: 23 H: 1 LOB: 3 BB: 1 P: 39	R: 0 E: 0 K: 1 S: 6 H: 0 LOB: 0 BB: 0 P: 11	R: 0 E: 0 K: 0 S: 5 H: 0 LOB: 0 BB: 0 P: 8	R: 1 E: 0 K: 0 S: 11 H: 2 LOB: 2 BB: 1 P: 21	R: 0 E: 0 K: 1 S: 9 H: 0 LOB: 0 BB: 1 P: 16	R: 0 E: 0 K: 0 S: 9 H: 2 LOB: 2 BB: 0 P: 14	R: 0 E: 0 K: 0 S: 8 H: 0 LOB: 0 BB: 1 P: 14	R: 0 E: 0 K: 0 S: 4 H: 0 LOB: 0 BB: 0 P: 7	R: 0 E: 0 K: 1 S: 10 H: 1 LOB: 3 BB: 2 P: 21	R: 0 E: 0 K: 1 S: 13 H: 0 LOB: 0 BB: 0 P: 19	1B: 7 2B: 1 3B: 0 HR: 1	SF: 0 SAC: 1 DP: 1 HBP: 1	WP: 1 PB: 0 SB: 2 CS: 0	PA: 52			

PITCHER		IP	WLS	BF	H	R	ER	SO	BB	IBB	HBP	BLK	WP	HR	S	P	ERA	WHIP
Mark Gardner, R ERA: 2.85	(1, 1)	5.0		24	4	3	1	5	2	0	1	0	0	1	57	100	1.80	1.200
Mel Rojas, R ERA: 1.64	(6, 1)	1.0		6	2	1	1	0	1	0	0	0	1	0	11	21	9.00	3.000
Dale Mohorcic, R ERA: 2.76	(7, 1)	2.0		7	2	0	0	1	1	0	0	0	0	0	18	30	0.00	1.500
Steve Frey, L ERA: 3.06	(9, 1)	2.0		6	0	0	0	0	1	0	0	0	0	0	12	21	0.00	0.500
Bill Sampen, R ERA: 3.11	(11, 1)	2.0	W	9	1	0	0	2	0	2	0	0	0	0	23	40	0.00	0.500

PITCHER	IP	WLS	BF	H	R	ER	SO	BB	IBB	HBP	BLK	WP	HR	S	P	ERA	WHIP

TOP

Philadelphia Phillies @ Montreal Expos

Olympic Stadium, Montreal, QB

Sat Aug 11 1990, 7:05 PM EDT

Att. 23,708 - Unknown

livebaseballscorecards.com

AB	43
R	4
H	9
RBI	3
BB	7
SO	8
LOB	23

Batter	1	2	3	4	5	6	7	8	9	10	11	12	AB	R	H	RBI	BB	SO	LOB
Delino DeShields, L (1, 4) OBP: 0.378, SLG: 0.397	B F B B C X 3-2 G4-3 ①		B B F B X 3-1 G5-3 ①			B C F X 1-2 G3 ①		C B X 1-1 S 1B E 1-2 2-3 1B	B B C C B B 4-2 1-2 BB		C B B B C C 3-3 K ③		5	1	1	0	1	1	0
Dave Martinez, L (1, 8) OBP: 0.338, SLG: 0.452	B X 1-0 G4-3 ②		B X 1-0 P4 ②			B B C F X 2-2 P3 ②		B X 1-0 S 1-2 2-H 3-H 1B	B C F B C 2-3 K ③			C S B X 1-2 E4 E SH1-4 1B	6	1	1	2	0	1	3
Tim Raines, S (1, 7) OBP: 0.375, SLG: 0.362 Dale Mohorcic, R (7, 1) OBP: 0.167, SLG: 0.167 Junior Noboa, R (8, PH) OBP: 0.279, SLG: 0.319 Steve Frey, R (9, 1) Spike Owen, S (10, PH) OBP: 0.346, SLG: 0.356 Bill Sampen, R (11, 1) Mike Fitzgerald, R (12, PH) OBP: 0.347, SLG: 0.381	B X 1-0 G3-1 ③		B B B B C B 4-1 CS BB			B B C B C X 2-2 G3-1 ③		F B C B X 1-2 L8 ①	B C B X 2-1 G3 ①			B X 1-0 SH1-4 1-2 ①	2 0 0 1 0 1 0 0	0 0 0 0 0 0 0 0	0 0 0 0 0 0 0 0	0 0 0 0 0 0 0 0	1 0 0 0 0 0 0 0	0 0 0 0 0 0 0 0	0 2 0 0 0 0 0 0
Tim Wallach, R (1, 5) OBP: 0.353, SLG: 0.507		B C X 1-1 G4-6-3 1B B 1-0 CS 1-2 ③ C B F X 1-2 CS 1B					C X 0-1 G6-3 ①	C S B X 1-2 P3 ② 1-2 2-H	C F B F X 1-2 1B 1B			B B C X 2-1 E6 1B S 2-3	6	0	3	0	0	0	2
Larry Walker, L (1, 9) OBP: 0.306, SLG: 0.421		F T F B B X SAFE 2-2 G4-6-3 1-2f ① ②		F B F B X 2-2 L4 ①			C B B X 2-1 G4-3 ②	B F F B X 2-2 F8 ③		C S B S 1-3 K ②		B X 1-0 P4 ②	6	0	0	0	0	1	6
Andres Galarraga, R (1, 3) OBP: 0.312, SLG: 0.412	B B X 2-0 1B 1B			F B S B F F B S 3-3 K ② ③ 1-2			F F B B X 2-2 G1-3 ③		S B C B F X 2-2 G5-3 ①	C X 0-1 1-3 1B		B C B F X 2-2 1-3 3-H 1B	6	0	3	1	0	1	1
Jerry Goff, L (1, 2) OBP: 0.382, SLG: 0.357	C B B S X 2-2 BB 1-3 1B			B X 1-0 G3-1 ①				B B B B 4-0 BLK 1B 1B BB	B B C B 4-1 1B G1 BB	F F C 0-3 K ③			3	1	1	0	2	1	2
Tom Foley, L (1, 6) OBP: 0.304, SLG: 0.276	C B B B B 4-1 1-2 BB			C B F B F F X 2-2 F8 ②				C X 0-1 1B BLK 1-2 1B 1B	C B C X 1-2 G1 1-2 ②		X 0-0 P6 ①		4	1	1	0	1	0	1
Mark Gardner, R (1, 1) OBP: 0.128, SLG: 0.205 Otis Nixon, S (5, PH) OBP: 0.326, SLG: 0.284 Mel Rojas, R (6, 1) Mike Aldrete, L (7, 7) OBP: 0.382, SLG: 0.304 Marquis Grissom, R (8, PH) OBP: 0.313, SLG: 0.356 (9, 7)	C F S 0-3 K ③			F B B B B C S S 3-3 K ③				B B B C X 3-1 1B 1B 1-2 2-H 1B	B S S B X 2-2 S 2-3 1B		B X 1-0 F7 ②		1 1 0 0 3	0 0 0 0 1	0 0 0 0 2	0 0 0 0 1	1 1 0 0 0	3 0 0 0 0
Inning Stats	R: 0 H: 0 E: 0 LOB: 0 K: 0 BB: 0 S: 5 P: 10	R: 0 H: 3 E: 0 LOB: 3 K: 1 BB: 1 S: 13 P: 24	R: 0 H: 0 E: 0 LOB: 0 K: 0 BB: 0 S: 4 P: 13	R: 0 H: 1 E: 0 LOB: 1 K: 1 BB: 0 S: 11 P: 17	R: 0 H: 0 E: 0 LOB: 0 K: 1 BB: 0 S: 10 P: 16	R: 0 H: 0 E: 0 LOB: 0 K: 0 BB: 0 S: 9 P: 14	R: 0 H: 0 E: 0 LOB: 0 K: 0 BB: 0 S: 7 P: 11	R: 4 H: 4 E: 0 LOB: 1 K: 0 BB: 1 S: 16 P: 29	R: 0 H: 1 E: 0 LOB: 3 K: 1 BB: 2 S: 16 P: 31	R: 0 H: 2 E: 0 LOB: 2 K: 2 BB: 0 S: 14 P: 18	R: 0 H: 0 E: 0 LOB: 0 K: 1 BB: 0 S: 5 P: 9	R: 1 H: 1 E: 2 LOB: 2 K: 0 BB: 0 S: 10 P: 17	1B: 12 SF: 0 2B: 1 SAC: 1 3B: 0 DP: 2 HR: 0 HBP: 0						

PITCHER		IP	WLS	BF	H	R	ER	SO	BB	IBB	HBP	BLK	WP	HR	S	P	ERA	WHIP
Jason Grimsley, R ERA: 2.57	(1, 1)	7.0		26	5	2	2	3	3	0	0	0	0	0	61	111	2.57	1.143
Dennis Cook, L ERA: 3.29	(8, 1)	0.0		3	3	1	1	0	0	0	0	1	0	0	5	10	∞	∞
Joe Boever, R ERA: 4.28	(8, 1)	3.0		14	3	1	0	3	2	0	0	0	0	0	39	62	0.00	1.667
Don Carman, L ERA: 4.24	(11, 1)	1.0	L	4	0	1	0	1	0	0	0	0	0	0	8	13	0.00	0.000
Darrel Akerfelds, R ERA: 3.11	(12, 1)	0.2		4	1	0	0	0	0	0	0	0	0	0	7	13	0.00	1.500

PITCHER	IP	WLS	BF	H	R	ER	SO	BB	IBB	HBP	BLK	WP	HR	S	P	ERA	WHIP

BOTTOM

Philadelphia Phillies @ Montreal Expos

Olympic Stadium, Montreal, QB

Sat Aug 11 1990, 7:05 PM EDT

Att. 23,708 - Unknown

livebaseballscorecards.com

AB	45
R	5
H	12
RBI	4
BB	5
SO	7
LOB	20

PA: 52

WP: 0
PB: 0
SB: 4
CS: 2

Batter	1	2	3	4	5	6	7	8	9	AB	R	H	RBI	BB	SO	LOB
Randy Ready, R (1, 4) OBP: 0.343, SLG: 0.342	C F F F B X 1-2 ① P2			B B B B 4-0 2B 1B BB		C B X 1-1 ① F7		B B C F S 2-3 ① K		3	1	0	0	1	1	0
Dickie Thon, R (1, 6) OBP: 0.316, SLG: 0.361	X 0-0 ② F8			C F B F X 1-2 ① P4		C X 0-1 HR		C X 0-1 ② F9		4	1	1	1	0	0	1
Von Hayes, L (1, 8) OBP: 0.381, SLG: 0.437	C B X 1-1 ③ 3-1			B B C B X 3-1 1-3 1B 2B		B B B C C C B 4-2 BB		C B F B B C 3-3 ③ K		3	1	1	0	1	1	0
Dale Murphy, R (1, 9) OBP: 0.308, SLG: 0.403		C B B X 2-1 ① 4-3		B S F B B B X 3-2 2-H 3-H 1B		X 0-0 ② F9			C X 0-1 ① P5	4	0	1	2	0	0	1
Charlie Hayes, R (1, 5) OBP: 0.305, SLG: 0.372		B B C F B C 3-3 ② K		B X 1-0 ② L6		F B F X 1-2 ③ F9			X 0-0 ② 6-3	4	0	0	0	0	1	2
Carmelo Martinez, R (1, 7) OBP: 0.333, SLG: 0.398		C X 0-1 ③ 5-3		B B X 2-0 ③ 1-3			B C X 1-1 ① F7		S B B C F B C 3-3 ③ K	4	0	0	0	0	1	1
Ricky Jordan, R (1, 3) OBP: 0.273, SLG: 0.347			B B X 2-0 ① F8		C F B X 1-2 ① 6-3		C X 0-1 ② G3			3	0	0	0	0	0	0
Tom Nieto, R (1, 2) OBP: 0.333, SLG: 0.167			B X 1-0 ② F8		S B B S B S 3-3 ② K		B C B S B F B 4-2 PB BB			2	0	0	0	1	1	0
Jose De Jesus, R (1, 1) OBP: 0.227, SLG: 0.158			S C B B X 2-2 ③ 6-3		C B S S 1-3 ③ K		B B S X 2-1 ③ F8 1-2			1	0	0	0	0	0	0
Bruce Ruffin, S (4, 1) OBP: 0.143, SLG: 0.077										1	0	0	0	0	1	0
Tom Herr, S (7, PH) OBP: 0.323, SLG: 0.363										1	0	0	0	0	0	1
Dennis Cook, L (7, 1) OBP: 0.306, SLG: 0.389										0	0	0	0	0	0	0
Roger McDowell, R (7, 1)										0	0	0	0	0	0	0
Inning Stats	R: 0 E: 0 K: 0 S: 8 H: 0 LOB: 0 BB: 0 P: 10	R: 0 E: 0 K: 1 S: 7 H: 0 LOB: 0 BB: 0 P: 12	R: 0 E: 0 K: 0 S: 5 H: 0 LOB: 0 BB: 0 P: 10	R: 2 E: 0 K: 0 S: 11 H: 2 LOB: 1 BB: 1 P: 25	R: 0 E: 0 K: 2 S: 9 H: 0 LOB: 0 BB: 0 P: 14	R: 1 E: 0 K: 0 S: 10 H: 1 LOB: 1 BB: 1 P: 16	R: 0 E: 0 K: 0 S: 9 H: 0 LOB: 1 BB: 1 P: 16	R: 0 E: 0 K: 2 S: 8 H: 0 LOB: 0 BB: 0 P: 13	R: 0 E: 0 K: 1 S: 7 H: 0 LOB: 0 BB: 0 P: 10	1B: 1 2B: 1 3B: 0 HR: 1 SF: 0 SAC: 0 DP: 0 HBP: 0						

WP: 0 PB: 1 SB: 0 CS: 0 PA: 33

PITCHER		IP	WLS	BF	H	R	ER	SO	BB	IBB	HBP	BLK	WP	HR	S	P	ERA	WHIP
Chris Nabholz, L ERA: 4.35	(1, 1)	5.1	W	21	3	3	3	3	2	0	0	0	0	1	46	82	5.06	0.938
Tim Burke, R ERA: 3.3	(6, 1)	3.2	S	12	0	0	0	3	1	0	0	0	0	0	28	44	0.00	0.273

PITCHER	IP	WLS	BF	H	R	ER	SO	BB	IBB	HBP	BLK	WP	HR	S	P	ERA	WHIP

TOP

Philadelphia Phillies @ Montreal Expos

Olympic Stadium, Montreal, QB

Sun Aug 12 1990, 3:33 AM EDT

Att. 29,186 - Dome - 70 F

livebaseballscorecards.com

AB	30
R	3
H	3
RBI	3
BB	3
SO	6
LOB	6

Batter	1	2	3	4	5	6	7	8	9	AB	R	H	RBI	BB	SO	LOB
Delino DeShields, L (1, 4) OBP: 0.382, SLG: 0.398	C B F B B B 4-2 S HR BB	B C 1-1 ③ CS 1-2	B F B C B F F B 4-2 HR BB	B B C F X 2-2 1B 1-2 1B			B X 1-0 ① P5			2	2	1	0	2	0	0
Dave Martinez, L (1, 8) (8, 9) OBP: 0.347, SLG: 0.481	B B F B X 3-1 1-H HR		B 1 SAFE B F B X 3-1 1-H HR	B F F X 1-2 1-3 2-H 1B			B B B B 4-0 S BB BB			3	2	3	5	1	0	0
Tim Raines, S (1, 7) OBP: 0.376, SLG: 0.371	X 0-0 ① F7		C B B F B X 3-2 HR	X 0-0 ③ F8			C B B B B 4-1 S 1-2 BB			3	1	1	1	1	0	2
Tim Wallach, R (1, 5) OBP: 0.354, SLG: 0.506	X 0-0 CS 1B		C X 0-1 ① P4		B C B S X 2-2 ① F9		S I I I 4-1 G6-4-3 1-2 2-3 IBB			3	0	1	0	1	0	0
Larry Walker, L (1, 9) OBP: 0.306, SLG: 0.420	S B S T B F F B E F X 3-2 ② S 1-2 1B		C C S 0-3 ② K		C X 0-1 ② 4-3		C F X 0-2 ② ③ G6-4-3 1-2f			3	0	1	0	0	1	0
Marquis Grissom, R (7, PH) OBP: 0.313, SLG: 0.356										0	0	0	0	0	0	0
Mike Aldrete, L (7, PH) OBP: 0.379, SLG: 0.302										1	0	0	0	0	0	3
Otis Nixon, S (8, 8) OBP: 0.322, SLG: 0.284										0	0	0	0	0	0	0
Andres Galarraga, R (1, 3) OBP: 0.309, SLG: 0.408	B S B F B F S 3-3 ③ K 1-2		X 0-0 ③ 6-3		B F S F B S 2-3 ③ K			C F C 0-3 ① K		4	0	0	0	0	3	1
Jerry Goff, L (1, 2) OBP: 0.389, SLG: 0.356		B C F B F F B B 4-2 CS BB		F B B X 2-1 ① F7		C B F B C 2-3 ① K		F B X 1-1 G4-6-3 1B		3	0	1	0	1	1	0
Spike Owen, S (1, 6) OBP: 0.343, SLG: 0.351		C F F F F B S 1-3 ① K		B S X 1-1 ② G3		B C S X 1-2 ② P4		B B B C F X 3-2 ② ③ G4-6-3 1-2f		4	0	0	0	0	1	2
Chris Nabholz, L (1, 1)		F E C 0-3 ② K		F B B B B 4-1 1B 1B BB		C B S S 1-3 ③ K				1	1	0	0	1	1	1
Tim Burke, R (6, 1) OBP: 0.250, SLG: 0.250										1	0	0	0	0	1	0
Inning Stats	R: 2 H: 3 E: 0 LOB: 1 K: 1 BB: 1 S: 16 P: 29	R: 0 H: 0 E: 0 LOB: 0 K: 2 BB: 1 S: 14 P: 20	R: 3 H: 2 E: 0 LOB: 1 K: 1 BB: 1 S: 15 P: 25	R: 1 H: 2 E: 0 LOB: 2 K: 0 BB: 1 S: 12 P: 22	R: 0 H: 0 E: 0 LOB: 0 K: 1 BB: 0 S: 9 P: 13	R: 0 H: 0 E: 0 LOB: 2 K: 2 BB: 0 S: 9 P: 13	R: 0 H: 0 E: 0 LOB: 0 K: 0 BB: 3 S: 6 P: 19	R: 0 H: 1 E: 0 LOB: 0 K: 1 BB: 0 S: 8 P: 12		1B: 5 SF: 0 2B: 0 SAC: 0 3B: 0 DP: 2 HR: 3 HBP: 0						

PITCHER		IP	WLS	BF	H	R	ER	SO	BB	IBB	HBP	BLK	WP	HR	S	P	ERA	WHIP
Jose De Jesus, R ERA: 3.66	(1, 1)	3.0	L	15	5	5	5	4	3	0	0	0	0	3	45	74	15.00	2.667
Bruce Ruffin, L ERA: 5.11	(4, 1)	3.0		12	2	1	1	3	1	0	0	0	0	0	30	48	3.00	1.000
Dennis Cook, L ERA: 3.28	(7, 1)	0.1		4	0	0	0	0	2	1	0	0	0	0	3	16	0.00	6.000
Roger McDowell, R ERA: 4.67	(7, 1)	1.2		4	1	0	0	1	0	0	0	0	0	0	11	15	0.00	0.600

PITCHER	IP	WLS	BF	H	R	ER	SO	BB	IBB	HBP	BLK	WP	HR	S	P	ERA	WHIP

BOTTOM

Philadelphia Phillies @ Montreal Expos

Olympic Stadium, Montreal, QB

Sun Aug 12 1990, 3:33 AM EDT
Att. 29,186 - Dome - 70 F

livebaseballscorecards.com

AB	28
R	6
H	8
RBI	6
BB	7
SO	8
LOB	9

Batter	1	2	3	4	5	6	7	8	9	AB	R	H	RBI	BB	SO	LOB
Delino DeShields, L (1, 4) OBP: 0.385, SLG: 0.403	C B B X 2-1 ① F9		C X 0-1 1B 3B	C B B B 4-1 1B BB			B S C B F S 2-3 ② K		B C B B B 4-1 1B 1B BB	3	2	1	0	2	1	0
Otis Nixon, S (1, 8) OBP: 0.344, SLG: 0.326	B F C B X 2-2 HR		B C X 1-1 G4-6-3 3-H 1B	X 0-0 CS 1-3 2-H 1B			C B F B B F B 4-2 S BB		X 0-0 1B SF9 1-2 2-H 1B	4	2	4	4	1	0	0
Tim Raines, S (1, 7) OBP: 0.376, SLG: 0.369	B C C F B X 2-2 ② L6		X 0-0 ① ② G4-6-3 1-2f	0-0 ③ CS 1-2	B B F B F F F C 3-3 ① K		1 SAFE B B B S B B 4-1 FC6-4 1-2 BB		C X 0-1 1B 1-3 2-H	4	0	1	1	1	1	1
Tim Wallach, R (1, 5) OBP: 0.353, SLG: 0.503	B F F F B X 2-2 ③ F6		C C F X 0-2 ③ F9		C S B X 1-2 CS 1B		S F F B X 1-2 ③ FC6-4 1-2f		C L X 0-2 ② SF9 3-H	4	0	1	1	0	0	2
Andres Galarraga, R (1, 3) OBP: 0.310, SLG: 0.405		B B B B 4-0 G5-3 BB		S B B F F B B 4-2 1B BB	F B F B B S 3-3 ② ③ K 1-2			C F X 0-2 ① G3-1	C F B F B X 2-2 ③ F7	3	1	0	0	2	1	2
Marquis Grissom, R (1, 9) OBP: 0.313, SLG: 0.354		B 1 SAFE B F B X 3-1 ① G5-3 1-2		C F B X 1-2 S 1B FC4-6 1-2 1B	C S 0-3 ① K			B X 1-0 ② P5		4	1	1	0	0	1	1
Mike Fitzgerald, R (1, 2) OBP: 0.345, SLG: 0.379		B F X 1-1 ② G5-3		B 1 SAFE X 1-0 FC4-6 1-2 2-H 1B	B S X 1-1 ② G4-3			C C B B B C 3-3 ③ K		4	0	1	1	0	1	1
Spike Owen, S (1, 6) OBP: 0.344, SLG: 0.349		B B C B S F B 4-2 BB		C B S X 1-2 ① FC4-6 G3 1-2f 2-H 1B	C X 0-1 ③ P6				B C C F F B F B F 4-2 B SH3 1B BB	2	2	0	1	2	0	1
Dennis Martinez, R (1, 1) OBP: 0.103, SLG: 0.105		X 0-0 ③ G4-3		X 0-0 ② G3 1-2		X 0-0 ① P4			C X 0-1 ① SH3 1-2	3	0	0	0	0	0	3
Inning Stats	R: 1 H: 1 E: 0 LOB: 0 K: 0 BB: 0 S: 13 P: 21	R: 0 H: 0 E: 0 LOB: 2 K: 0 BB: 2 S: 8 P: 20	R: 1 H: 2 E: 0 LOB: 0 K: 0 BB: 0 S: 9 P: 10	R: 3 H: 3 E: 0 LOB: 1 K: 0 BB: 2 S: 13 P: 24	R: 0 H: 1 E: 0 LOB: 1 K: 2 BB: 0 S: 11 P: 18	R: 0 H: 0 E: 0 LOB: 0 K: 1 BB: 0 S: 7 P: 8	R: 0 H: 0 E: 0 LOB: 2 K: 1 BB: 2 S: 13 P: 24	R: 0 H: 0 E: 0 LOB: 0 K: 1 BB: 0 S: 7 P: 11	R: 3 H: 2 E: 0 LOB: 1 K: 0 BB: 2 S: 19 P: 29	1B: 7 SF: 1 2B: 1 SAC: 1 3B: 1 DP: 2 HR: 1 HBP: 0						

TOP

Montreal Expos @ San Diego Padres

Jack Murphy Stadium, San Diego, CA

Tue Aug 14 1990, 10:05 PM EDT

Att. 15,855 - Unknown - 65 F

livebaseballscorecards.com

AB	31
R	8
H	9
RBI	8
BB	8
SO	5
LOB	11

PITCHER		IP	WLS	BF	H	R	ER	SO	BB	IBB	HBP	BLK	WP	HR	S	P	ERA	WHIP
Dennis Rasmussen, L ERA: 4.64	(1, 1)	3.2	L	19	5	5	5	0	4	0	0	0	0	1	42	74	12.27	2.455
Eric Show, R ERA: 5.99	(4, 1)	3.1		12	2	0	0	4	2	0	0	0	0	0	32	51	0.00	1.200
Andy Benes, R ERA: 3.72	(8, 1)	2.0		10	2	3	3	1	2	0	0	0	0	0	26	40	13.50	2.000

PITCHER		IP	WLS	BF	H	R	ER	SO	BB	IBB	HBP	BLK	WP	HR	S	P	ERA	WHIP

WP: 0	PA: 42		
PB: 0			
SB: 2			
CS: 2			

Montreal Expos @ San Diego Padres

Jack Murphy Stadium, San Diego, CA

Tue Aug 14 1990, 10:05 PM EDT

Att. 15,855 - Unknown - 65 F

livebaseballscorecards.com

BOTTOM

Batter	1	2	3	4	5	6	7	8	9	AB	R	H	RBI	BB	SO	LOB
Bip Roberts, S (1, 7) OBP: 0.364, SLG: 0.416	1-1 SH2-3 2B	2-2 E 1-H 2-H 2B			2-2 ① G1-3			1-2 ① F9		4	0	2	2	0	0	0
Roberto Alomar, S (1, 4) OBP: 0.353, SLG: 0.387	0-1 ① SH2-3 2-3	1-2 E4 FC6 2-3			1-1 ② G6-3			1-2 F7 1B		3	0	1	0	0	0	1
Tony Gwynn, L (1, 9) OBP: 0.367, SLG: 0.433	2-2 ② G6-3	1-0 ③ FC6 1-2f			2-2 ③ G4-3			2-2 ② F7 1-2		4	0	0	0	0	0	4
Joe Carter, R (1, 8) OBP: 0.289, SLG: 0.413	2-1 ③ G6-3		2-2 ① F8			2-3 ① K		3-3 ③ K		4	0	0	0	0	2	2
Benito Santiago, R (1, 2) OBP: 0.366, SLG: 0.500		0-0 E G5-3 1B 1B	1-1 ② G5-3			0-1 ② F8			1-3 ① K	4	1	1	0	0	1	0
Phil Stephenson, L (1, 3) OBP: 0.345, SLG: 0.373		2-0 ① G5-3 1-2	1-3 ③ K			2-1 ③ G4-3			3-2 ② G3-1	4	0	0	0	0	1	1
Mike Pagliarulo, L (1, 5) OBP: 0.329, SLG: 0.361		0-1 E6 1B 2B 2-3		2-2 ① F7			1-0 ① F8		0-0 ③ G3	4	1	0	0	0	0	1
Garry Templeton, S (1, 6) OBP: 0.286, SLG: 0.374		1-2 2B 1B 1-2 3-H		1-3 ② K			1-3 ② K			3	1	1	1	0	2	0
Dennis Rasmussen, L (1, 1) OBP: 0.311, SLG: 0.341 Eric Show, R (4, 1) OBP: 0.208, SLG: 0.250 Tom Lampkin, L (7, PH) OBP: 0.250, SLG: 0.333 Andy Benes, R (8, 1) OBP: 0.109, SLG: 0.091		0-3 ② K		1-3 ③ K			1-3 ③ K			1 1 1 0	0 0 0 0	0 0 0 0	0 0 0 0	0 0 0 0	1 1 1 0	2 0 0 0
Inning Stats	R: 0 E: 0 K: 0 S: 9 H: 1 LOB: 1 BB: 0 P: 14	R: 3 E: 2 K: 1 S: 20 H: 3 LOB: 2 BB: 0 P: 27	R: 0 E: 0 K: 1 S: 8 H: 0 LOB: 0 BB: 0 P: 12	R: 0 E: 0 K: 2 S: 10 H: 0 LOB: 0 BB: 0 P: 14	R: 0 E: 0 K: 0 S: 8 H: 0 LOB: 0 BB: 0 P: 13	R: 0 E: 0 K: 1 S: 9 H: 0 LOB: 0 BB: 0 P: 13	R: 0 E: 0 K: 2 S: 9 H: 0 LOB: 0 BB: 0 P: 12	R: 0 E: 0 K: 1 S: 13 H: 1 LOB: 1 BB: 0 P: 20	R: 0 E: 0 K: 1 S: 7 H: 0 LOB: 0 BB: 0 P: 11	1B: 3 2B: 2 3B: 0 HR: 0	SF: 0 SAC: 1 DP: 0 HBP: 0						

	AB	33
	R	3
	H	5
	RBI	3
	BB	0
	SO	9
	LOB	11

PITCHER		IP	WLS	BF	H	R	ER	SO	BB	IBB	HBP	BLK	WP	HR	S	P	ERA	WHIP
Dennis Martinez, R ERA: 2.92	(1, 1)	9.0	W	34	5	3	1	9	0	0	0	0	0	0	93	136	1.00	0.556

PITCHER	IP	WLS	BF	H	R	ER	SO	BB	IBB	HBP	BLK	WP	HR	S	P	ERA	WHIP

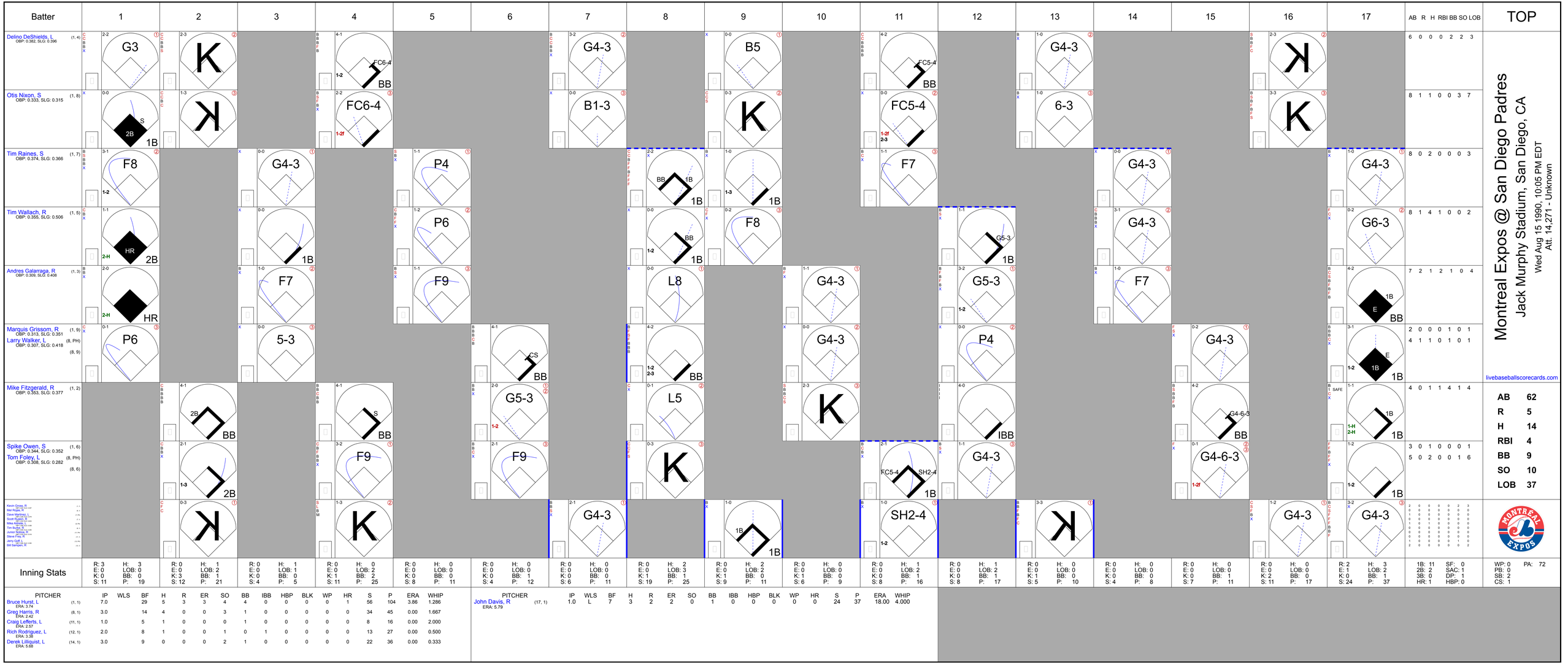
Batter
1
2
3
4
5
6
7
8
9
10
11
12
13
14
15
16
17
AB R H RBI BB SO LOB
TOP
Delino DeShields, L (1, 4) OBP: 0.382, SLG: 0.396
G3
K
FC6-4 BB
G4-3
B5
FC5-4 BB
G4-3
K
6 0 0 0 2 2 3
Otis Nixon, S (1, 8) OBP: 0.333, SLG: 0.315
S 2B 1B
K
FC6-4
B1-3
K
FC5-4
6-3
K
8 1 1 0 0 3 7
Tim Raines, S (1, 7) OBP: 0.374, SLG: 0.366
F8
G4-3
P4
BB 1B
G4-3
F7
G4-3
G4-3
8 0 2 0 0 0 3
Tim Wallach, R (1, 5) OBP: 0.355, SLG: 0.506
HR 2B
G4-3
P6
BB
F8
G5-3
G4-3
G6-3
8 1 4 1 0 0 2
Andres Galarraga, R (1, 3) OBP: 0.309, SLG: 0.408
HR
F7
F9
L8
G4-3
F7
E BB
7 2 1 2 1 0 4
Marquis Grissom, R (1, 9) OBP: 0.313, SLG: 0.351
Larry Walker, L (8, PH) OBP: 0.307, SLG: 0.418 (8, 9)
P6
5-3
CS BB
BB
G4-3
P4
G4-3
E 1B 1B
2 0 0 0 1 0 1
4 1 1 0 1 0 1
Mike Fitzgerald, R (1, 2) OBP: 0.353, SLG: 0.377
2B BB
S BB
L5
K
G5-3
IBB
G4-3
G4-6-3 BB
1B 1B
4 0 1 1 4 1 4
Spike Owen, S (1, 6) OBP: 0.344, SLG: 0.352
Tom Foley, L (8, PH) OBP: 0.308, SLG: 0.282 (8, 6)
F9
F9
K
FC5-4 SH2-4 1B
G4-3
G4-6-3
1B
3 0 1 0 0 0 1
5 0 2 0 0 1 6
Kevin Gross, R
Mel Rojas, R
Dave Martinez, L
Scott Ruskin, R
Mike Aldrete, L
Tim Burke, R
Tom Foley, L
Junior Noboa, R
Steve Frey, L
Jerry Goff, C
Bill Sampen, R
K
K
SH2-4
K
G4-3
G4-3
2 0 0 0 0 2 3
0 0 0 0 0 0 0
1 0 0 0 0 0 0
0 0 0 0 0 0 0
1 0 0 0 0 0 0
0 0 0 0 0 0 0
0 0 0 0 0 0 0
0 0 0 0 0 0 0
0 0 0 0 0 0 0
0 0 0 0 0 1 2
2 0 0 0 0 0 2
Inning Stats
R: 3 H: 3 E: 0 LOB: 0 K: 0 BB: 0 S: 11 P: 19
R: 0 H: 1 E: 0 LOB: 2 K: 3 BB: 1 S: 12 P: 21
R: 0 H: 1 E: 0 LOB: 2 K: 0 BB: 0 S: 4 P: 5
R: 0 H: 0 E: 0 LOB: 0 K: 1 BB: 2 S: 11 P: 25
R: 0 H: 0 E: 0 LOB: 0 K: 0 BB: 0 S: 8 P: 11
R: 0 H: 0 E: 0 LOB: 1 K: 0 BB: 2 S: 4 P: 12
R: 0 H: 0 E: 0 LOB: 0 K: 0 BB: 0 S: 6 P: 11
R: 0 H: 2 E: 0 LOB: 3 K: 1 BB: 1 S: 19 P: 25
R: 0 H: 2 E: 0 LOB: 2 K: 1 BB: 0 S: 9 P: 11
R: 0 H: 0 E: 0 LOB: 0 K: 1 BB: 0 S: 6 P: 9
R: 0 H: 1 E: 0 LOB: 2 K: 0 BB: 1 S: 8 P: 16
R: 0 H: 1 E: 0 LOB: 2 K: 0 BB: 1 S: 8 P: 17
R: 0 H: 0 E: 0 LOB: 0 K: 1 BB: 0 S: 5 P: 10
R: 0 H: 0 E: 0 LOB: 0 K: 0 BB: 0 S: 4 P: 8
R: 0 H: 0 E: 0 LOB: 0 K: 0 BB: 1 S: 7 P: 11
R: 0 H: 0 E: 0 LOB: 0 K: 2 BB: 0 S: 11 P: 17
R: 2 H: 3 E: 1 LOB: 2 K: 0 BB: 1 S: 24 P: 37
1B: 11 2B: 2 3B: 0 HR: 1
SF: 0 SAC: 1 DP: 1 HBP: 0
WP: 0 PB: 0 SB: 2 CS: 1
PA: 72
PITCHER IP WLS BF H R ER SO BB IBB HBP BLK WP HR S P ERA WHIP
Bruce Hurst, L (1, 1) ERA: 3.71 7.0 29 5 3 3 4 4 0 0 0 0 0 1 56 104 3.86 1.286
Greg Harris, R (8, 1) ERA: 2.42 3.0 14 4 0 0 3 1 0 0 0 0 0 0 34 45 0.00 1.667
Craig Lefferts, L (11, 1) ERA: 2.57 1.0 5 1 0 0 0 1 0 0 0 0 0 0 8 16 0.00 2.000
Rich Rodriguez, L (12, 1) ERA: 3.38 2.0 8 1 0 0 1 0 1 0 0 0 0 0 13 27 0.00 0.500
Derek Lilliquist, L (14, 1) ERA: 5.68 3.0 9 0 0 0 2 1 0 0 0 0 0 0 22 36 0.00 0.333
PITCHER IP WLS BF H R ER SO BB IBB HBP BLK WP HR S P ERA WHIP
John Davis, R (17, 1) ERA: 5.79 1.0 L 7 3 2 2 0 1 0 0 0 0 0 0 24 37 18.00 4.000
Montreal Expos @ San Diego Padres
Jack Murphy Stadium, San Diego, CA
Wed Aug 15 1990, 10:05 PM EDT
Att. 14,271 - Unknown
livebaseballscorecards.com
AB 62
R 5
H 14
RBI 4
BB 9
SO 10
LOB 37

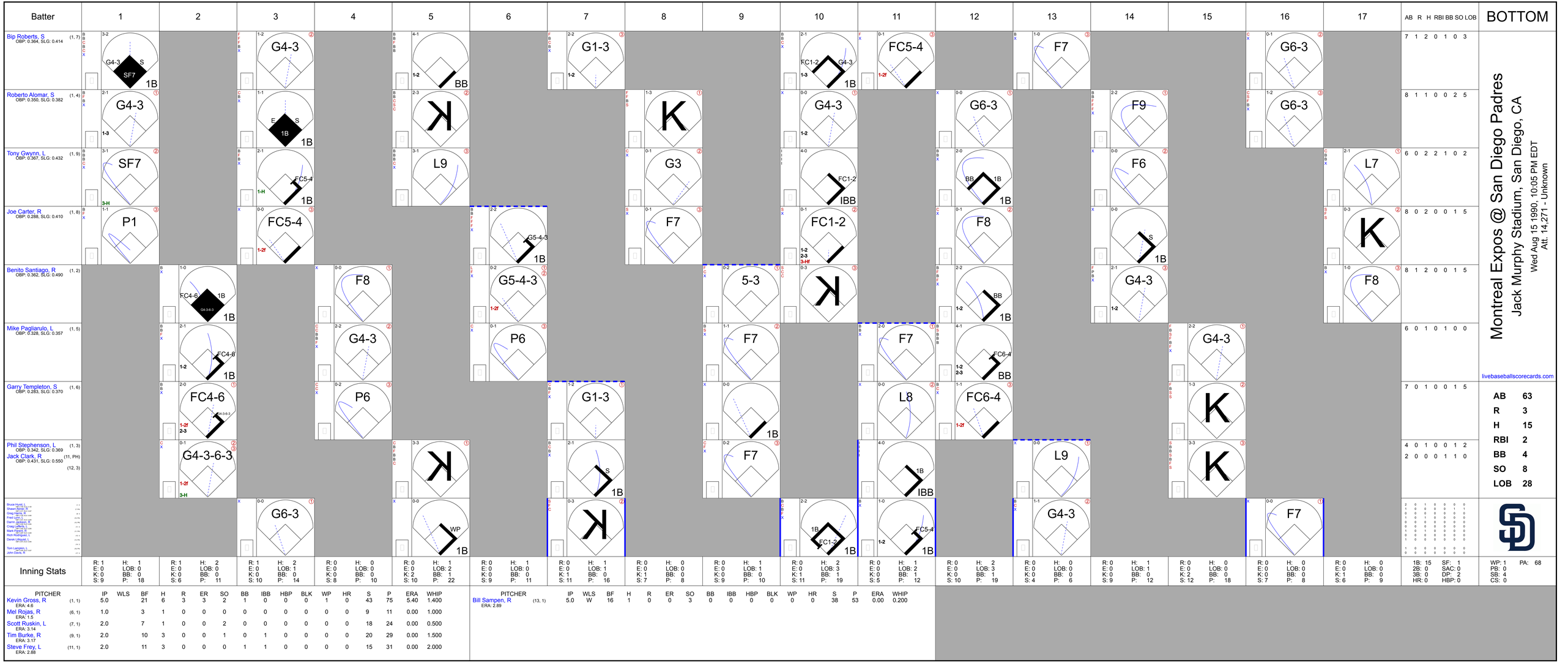

Montreal Expos @ San Diego Padres

Jack Murphy Stadium, San Diego, CA

Wed Aug 15 1990, 10:05 PM EDT

Att. 14,271 - Unknown

livebaseballscorecards.com

Batter	1	2	3	4	5	6	7	8	9	10	11	12	13	14	15	16	17	AB	R	H	RBI	BB	SO	LOB
Bip Roberts, S (1, 7) OBP: 0.364, SLG: 0.414	G4-3 SF7 1B		G4-3		BB		G1-3			FC1-2 G4-3 1B	FC5-4		F7			G6-3		7	1	2	0	1	0	3
Roberto Alomar, S (1, 4) OBP: 0.350, SLG: 0.382	G4-3		E S 1B 1B		K			K		G4-3		G6-3		F9		G6-3		8	1	1	0	0	2	5
Tony Gwynn, L (1, 9) OBP: 0.367, SLG: 0.432	SF7		FC5-4 1B		L9			G3		FC1-2 IBB		BB 1B 1B		F6			L7	6	0	2	2	1	0	2
Joe Carter, R (1, 8) OBP: 0.288, SLG: 0.410	P1		FC5-4			G5-4-3 1B		F7		FC1-2		F8		S 1B			K	8	0	2	0	0	1	5
Benito Santiago, R (1, 2) OBP: 0.362, SLG: 0.490		FC4-6 1B 1B		F8		G5-4-3			5-3	K		BB 1B		G4-3			F8	8	1	2	0	0	1	5
Mike Pagliarulo, L (1, 5) OBP: 0.328, SLG: 0.357		FC4-6 1B		G4-3		P6			F7		F7	FC6-4 BB			G4-3			6	0	1	0	1	0	0
Garry Templeton, S (1, 6) OBP: 0.283, SLG: 0.370		FC4-6		P6			G1-3		1B		L8	FC6-4			K			7	0	1	0	0	1	5
Phil Stephenson, L (1, 3) OBP: 0.342, SLG: 0.369		G4-3-6-3			K		S 1B		F7		1B IBB		L9		K			4	0	1	0	0	1	2
Jack Clark, R (11, PH) (12, 3) OBP: 0.431, SLG: 0.550																		2	0	0	0	1	1	0
Bruce Hurst, L			G6-3		WP 1B		K			1B FC1-2 1B	FC5-4 1B		G4-3			F7								
Shawn Abner, R																								
Craig Harris, R																								
Fred Lynn, L																								
Darrin Jackson, R																								
Craig Lefferts, L																								
Mark Parent, R																								
Rich Rodriguez, L																								
Derek Lilliquist, L																								
Tom Lampkin, L																								
John Davis, R																								

Inning Stats	1	2	3	4	5	6	7	8	9	10	11	12	13	14	15	16	17	AB	R	H	RBI	BB	SO	LOB
	R: 1 E: 0 K: 0 S: 9	H: 1 LOB: 0 BB: 0 P: 18	R: 1 E: 0 K: 0 S: 6	H: 2 LOB: 0 BB: 0 P: 11	R: 1 E: 0 K: 0 S: 10	H: 2 LOB: 1 BB: 0 P: 14	R: 0 E: 0 K: 0 S: 8	H: 0 LOB: 0 BB: 0 P: 10	R: 0 E: 0 K: 2 S: 10	H: 1 LOB: 2 BB: 1 P: 22	R: 0 E: 0 K: 0 S: 9	H: 1 LOB: 0 BB: 0 P: 11	R: 0 E: 0 K: 1 S: 11	H: 1 LOB: 1 BB: 0 P: 16	R: 0 E: 0 K: 1 S: 7	H: 0 LOB: 0 BB: 0 P: 8	R: 0 E: 0 K: 0 S: 9	H: 1 LOB: 1 BB: 0 P: 10	R: 0 E: 0 K: 0 S: 11	H: 2 LOB: 3 BB: 1 P: 19	R: 0 E: 0 K: 0 S: 5	H: 1 LOB: 2 BB: 1 P: 12	R: 0 E: 0 K: 0 S: 10	H: 2 LOB: 3 BB: 1 P: 19	R: 0 E: 0 K: 0 S: 4	H: 0 LOB: 0 BB: 0 P: 6	R: 0 E: 0 K: 0 S: 9	H: 1 LOB: 1 BB: 0 P: 12	R: 0 E: 0 K: 2 S: 12	H: 0 LOB: 0 BB: 0 P: 18	R: 0 E: 0 K: 0 S: 7	H: 0 LOB: 0 BB: 0 P: 8	R: 0 E: 0 K: 1 S: 6	H: 0 LOB: 0 BB: 0 P: 9	1B: 15 2B: 0 3B: 0 HR: 0	SF: 1 SAC: 0 DP: 2 HBP: 0	WP: 1 PB: 0 SB: 4 CS: 0	PA: 68

PITCHER		IP	WLS	BF	H	R	ER	SO	BB	IBB	HBP	BLK	WP	HR	S	P	ERA	WHIP
Kevin Gross, R ERA: 4.6	(1, 1)	5.0		21	6	3	3	2	1	0	0	0	1	0	43	75	5.40	1.400
Mel Rojas, R ERA: 1.5	(6, 1)	1.0		3	1	0	0	0	0	0	0	0	0	0	9	11	0.00	1.000
Scott Ruskin, L ERA: 3.14	(7, 1)	2.0		7	1	0	0	2	0	0	0	0	0	0	18	24	0.00	0.500
Tim Burke, R ERA: 3.17	(9, 1)	2.0		10	3	0	0	1	0	1	0	0	0	0	20	29	0.00	1.500
Steve Frey, L ERA: 2.88	(11, 1)	2.0		11	3	0	0	0	1	1	0	0	0	0	15	31	0.00	2.000

PITCHER		IP	WLS	BF	H	R	ER	SO	BB	IBB	HBP	BLK	WP	HR	S	P	ERA	WHIP
Bill Sampen, R ERA: 2.89	(13, 1)	5.0	W	16	1	0	0	3	0	0	0	0	0	0	38	53	0.00	0.200

AB	63
R	3
H	15
RBI	2
BB	4
SO	8
LOB	28

Batter	1	2	3	4	5	6	7	8	9	10	11	AB	R	H	RBI	BB	SO	LOB
Delino DeShields, L (1, 4) OBP: 0.382, SLG: 0.399	S B B X 2-1 F7 ①		C X 0-1 1B 1B		B S S B X 2-2 2-H 2B		B B C X 2-1 G1-3 ③			B F X 1-1 G4-3 ②		5	0	2	1	0	0	1
Scott Ruskin, R (10, 1) OBP: 0.333, SLG: 0.833												0	0	0	0	0	0	0
Tim Burke, R (11, 1) OBP: 0.250, SLG: 0.250												0	0	0	0	0	0	0
Otis Nixon, S (1, 7) OBP: 0.341, SLG: 0.325	B C B C X 2-2 F8 ②		1 SAFE X 0-0 1-2 1B		C S B S 1-3 K ②			B C B B B F X 3-2 CS 1B		B X 1-0 WP 1B		5	0	3	0	0	1	1
Dave Martinez, L (1, 8) OBP: 0.340, SLG: 0.470	F B B X 2-1 G6-3 ③		C B F S 1-3 K ③		C C F X 0-2 G4-3 ③			C B F X 1-2 1-2 F8 ① ②		C B B B S B S 3-3 1-2 K ③		5	0	0	0	0	2	5
Tim Wallach, R (1, 5) OBP: 0.356, SLG: 0.504		C X 0-1 G4-3 ①		F X 0-1 E S 1B		S S X 0-2 F9 ①		B C X 1-1 F9 ③			B S B X 2-1 FC4-6 1B	5	0	2	0	0	0	0
Mike Aldrete, L (1, 3) OBP: 0.380, SLG: 0.306		X 0-0 G5-3 ②		B 1 B B C S F S SAFE 3-3 1-3 K ①		B B B C F X 3-2 G5-3 ②			C B B F X 2-2 E 1B		B B S S T X 2-2 P3 ①	4	0	1	0	0	1	1
Marquis Grissom, R (9, PR) OBP: 0.313, SLG: 0.351												0	0	0	0	0	0	0
Andres Galarraga, R (9, 3) OBP: 0.309, SLG: 0.407												1	0	0	0	0	0	1
Larry Walker, L (1, 9) OBP: 0.306, SLG: 0.414	S B F X 1-2 S 1B			X 0-0 G3 ②		B C F S 1-3 K ③			B C X 2-0 1-2 E6 G6-4-3		1 SAFE F 1 SAFE X 0-1 1-2f FC4-6 S E ②	5	1	1	0	0	1	3
Jerry Goff, L (1, 2) OBP: 0.372, SLG: 0.328	B F C B B X 3-2 1-2 G4-3 ③			X 0-0 G4-3 ③			F B B B B 4-1 G1-3 SH3-4 BB		2 SAFE X 0-0 F7 ①		B C B S B X 3-2 1-H E3	4	0	0	0	1	0	4
Spike Owen, S (1, 6) OBP: 0.343, SLG: 0.351		C C X 0-2 G1-3 ①			X 0-0 SH1-4 2B 1B		X 0-0 1-2 SH3-4 ①		B C C X 1-2 1-2f G6-4-3 ② ③		C S S 0-3 K ③	4	1	1	0	0	1	3
Oil Can Boyd, R (1, 1) OBP: 0.069, SLG: 0.068		C F B C 1-3 K ②			B L X 1-1 1-2 SH1-4 ①		B C X 1-1 2-3 G1-3 ②			X 0-0 G4-3 ①		1	0	0	0	0	1	0
Tom Foley, L (7, PH) OBP: 0.306, SLG: 0.279												1	0	0	0	0	0	1
Mel Rojas, R (7, 1)												0	0	0	0	0	0	0
Steve Frey, R (8, 1)												0	0	0	0	0	0	0
Junior Noboa, R (10, PH) OBP: 0.276, SLG: 0.316 (10, 4)												1	0	0	0	0	0	0
Inning Stats	R: 0 E: 0 K: 0 S: 7 H: 0 LOB: 0 BB: 0 P: 13	R: 0 E: 0 K: 0 S: 9 H: 1 LOB: 1 BB: 0 P: 13	R: 0 E: 0 K: 2 S: 12 H: 2 LOB: 2 BB: 0 P: 14	R: 0 E: 0 K: 1 S: 8 H: 1 LOB: 1 BB: 0 P: 11	R: 1 E: 0 K: 1 S: 13 H: 2 LOB: 1 BB: 0 P: 17	R: 0 E: 0 K: 1 S: 9 H: 0 LOB: 0 BB: 0 P: 13	R: 0 E: 0 K: 0 S: 6 H: 0 LOB: 1 BB: 1 P: 13	R: 0 E: 0 K: 0 S: 8 H: 1 LOB: 0 BB: 0 P: 13	R: 0 E: 1 K: 0 S: 8 H: 1 LOB: 1 BB: 0 P: 13	R: 0 E: 0 K: 1 S: 7 H: 1 LOB: 1 BB: 0 P: 12	R: 1 E: 1 K: 1 S: 14 H: 1 LOB: 1 BB: 0 P: 21	1B: 9 2B: 1 3B: 0 HR: 0	SF: 0 SAC: 2 DP: 1 HBP: 0					

PITCHER	IP	WLS	BF	H	R	ER	SO	BB	IBB	HBP	BLK	WP	HR	S	P	ERA	WHIP
Ed Whitson, R (1, 1) ERA: 2.53	9.0		35	8	1	1	5	1	0	0	0	0	0	80	120	1.00	1.000
Rich Rodriguez, L (10, 1) ERA: 3.09	2.0	W	9	2	1	0	2	0	0	0	0	1	0	21	33	0.00	1.000

PITCHER	IP	WLS	BF	H	R	ER	SO	BB	IBB	HBP	BLK	WP	HR	S	P	ERA	WHIP

TOP

Montreal Expos @ San Diego Padres

Jack Murphy Stadium, San Diego, CA

Thu Aug 16 1990, 6:33 AM EDT

Att. 14,331 - Sunny

livebaseballscorecards.com

AB	41
R	2
H	10
RBI	1
BB	1
SO	7
LOB	20

WP: 1 PA: 44
PB: 0
SB: 3
CS: 1

Batter	1	2	3	4	5	6	7	8	9	10	11	AB	R	H	RBI	BB	SO	LOB
Bip Roberts, S (1, 6) (9, 5) OBP: 0.364, SLG: 0.411	C B X 1-1 F7 ①		B C S X 1-2 G6-3 ①		X 0-0 G3 ③			B B B C C B 4-2 IBB F8 BB	X 0-0 F9 ②		X 0-0 G1-3 1B 1-2 1B 1B	5	1	1	0	1	0	3
Roberto Alomar, S (1, 4) OBP: 0.350, SLG: 0.382	X 0-0 1B 1B		B C B F B X 3-2 F7 ②			C B B X 2-1 F8 ①		L 1 SAFE L B 1 S 1-3 K ①	B B B C X 3-1 F9 ③		B M F X 1-2 1B G1-3 1-2 2-H 1B	6	0	2	1	0	1	3
Tony Gwynn, L (1, 9) OBP: 0.365, SLG: 0.428	1 SAFE B C X 1-1 G5-4-3 1-2 1B		C F B B X 2-2 G3 ③			X 0-0 F8 ②		1 SAFE 1 B X 1-0 F8 ② 1-2		C B B X 2-1 G6-3 ①	B F X 1-1 G1-3 ② 1-2 2-3	6	0	1	0	0	0	3
Joe Carter, R (1, 7) OBP: 0.295, SLG: 0.423	X 0-0 G5-4-3 ② ③ 1-2f			C S X 0-2 G3-6 1B		C X 0-1 HR		B B I I 4-0 IBB IBB		B X 1-0 G6-3 2B	X 0-0 2-3 3-H 1B	5	1	4	2	1	0	2
Mike Pagliarulo, L (1, 5) OBP: 0.331, SLG: 0.360 Jack Clark, R (8, PH) OBP: 0.435, SLG: 0.550 (9, 3)		C B C B B X 3-2 PB WP 1B		X 0-0 G3-6 ① ② 1-2f		X 0-0 PB 1B		I I I I 4-0 1-2 2-3 IBB		I I I I 4-0 G6-3 IBB		3 0	0 0	2 0	0 0	0 2	0 0	1 0
Phil Stephenson, L (1, 3) OBP: 0.336, SLG: 0.360 Garry Templeton, S (8, PH) OBP: 0.282, SLG: 0.368 (9, 6)	X 0-0 F9 ①			C X 0-1 P5 ③		B X 1-0 G3 ③ 1-2		F F X 0-2 F7 ③		X 0-0 G6-3 ② 1-2 2-3		3 2	0 0	0 0	0 0	0 0	0 0	2 5
Shawn Abner, R (1, 8) OBP: 0.313, SLG: 0.341	B S S X 1-2 F7 ②				X 0-0 FC4-6 1B		B C B B X 3-1 L4 ①		B C B C F B F F F 3-2 F X G5-3 ①	F B X 1-1 G5-3 ③		5	0	1	0	0	0	3
Tom Lampkin, L (1, 2) OBP: 0.250, SLG: 0.315 Darrin Jackson, R (9, PH) OBP: 0.242, SLG: 0.305 Rich Rodriguez, L (10, 1) Mark Parent, R (11, PH) OBP: 0.285, SLG: 0.327	B B B I 4-0 1-3 IBB			C X 0-1 FC4-6 ① SH2-3 1-2f		C X 0-1 F9 ②			B S F B X 2-2 1B 1B		B X 1-0 F7 ①	2 1 0 1	0 0 0 0	0 1 0 0	0 0 0 0	1 0 0 0	0 0 0 0	1 0 0 0
Ed Whitson, R (1, 1) OBP: 0.143, SLG: 0.208 Benito Santiago, R (9, PH) OBP: 0.368, SLG: 0.493 (10, 2)	B C X 1-1 P6 ③			L B X 1-1 SH2-3 ② 1-2		C X 0-1 G4-3 ③			B B X 2-0 1-2 1B		C H 1-1 1B 1B HBP	2 1	0 1	0 1	0 0	0 0	0 0	2 0
Inning Stats	R: 0 H: 2 E: 0 LOB: 1 K: 0 BB: 0 S: 6 P: 8	R: 0 H: 1 E: 0 LOB: 2 K: 0 BB: 1 S: 9 P: 18	R: 0 H: 0 E: 0 LOB: 0 K: 0 BB: 0 S: 9 P: 15	R: 0 H: 1 E: 0 LOB: 0 K: 0 BB: 0 S: 6 P: 6	R: 0 H: 1 E: 0 LOB: 1 K: 0 BB: 0 S: 6 P: 7	R: 1 H: 2 E: 0 LOB: 1 K: 0 BB: 0 S: 7 P: 10	R: 0 H: 0 E: 0 LOB: 0 K: 0 BB: 0 S: 6 P: 9	R: 0 H: 0 E: 0 LOB: 3 K: 1 BB: 3 S: 9 P: 23	R: 0 H: 2 E: 0 LOB: 2 K: 0 BB: 0 S: 15 P: 25	R: 0 H: 1 E: 0 LOB: 2 K: 0 BB: 1 S: 6 P: 14	R: 2 H: 3 E: 0 LOB: 2 K: 0 BB: 0 S: 9 P: 13	1B: 11 SF: 0 2B: 1 SAC: 1 3B: 0 DP: 2 HR: 1 HBP: 1						

PITCHER		IP	WLS	BF	H	R	ER	SO	BB	IBB	HBP	BLK	WP	HR	S	P	ERA	WHIP
Oil Can Boyd, R ERA: 2.92	(1, 1)	6.0		24	7	1	1	0	0	1	0	0	1	0	43	64	1.50	1.167
Mel Rojas, R ERA: 1.32	(7, 1)	1.2		7	0	0	0	1	1	1	0	0	0	0	12	25	0.00	0.600
Steve Frey, L ERA: 2.78	(8, 1)	1.1		7	2	0	0	0	0	1	0	0	0	0	18	32	0.00	1.500
Scott Ruskin, L ERA: 3.06	(10, 1)	1.1		6	1	0	0	0	0	1	0	0	0	0	7	16	0.00	0.750
Tim Burke, R ERA: 3.51	(11, 1)	0.1	L	5	3	2	2	0	0	0	1	0	0	0	8	11	54.00	9.000

PITCHER	IP	WLS	BF	H	R	ER	SO	BB	IBB	HBP	BLK	WP	HR	S	P	ERA	WHIP

BOTTOM

Montreal Expos @ San Diego Padres

Jack Murphy Stadium, San Diego, CA

Thu Aug 16 1990, 6:33 AM EDT

Att. 14,331 - Sunny

livebaseballscorecards.com

AB	42
R	3
H	13
RBI	3
BB	5
SO	1
LOB	25

WP: 1 PA: 49
PB: 2
SB: 0
CS: 0

Batter	1	2	3	4	5	6	7	8	9	AB	R	H	RBI	BB	SO	LOB
Delino DeShields, L (1, 4) OBP: 0.385, SLG: 0.402	BB, 1B		F7		1B, HR, 1-2, 2-H, 1B		2B, 1B		F8	5	1	3	1	0	0	1
Dave Martinez, L (1, 8) OBP: 0.348, SLG: 0.478	B, B, B, B, 1B, 1-2, BB		S, S, S, K		HR, 1-2, 2-H, 1B		1-3, 2B		1B	4	1	3	1	1	1	1
Tim Raines, S (1, 7) OBP: 0.374, SLG: 0.376	1-3, 1B			S, S, S, K	HR, 1-H, 2-H		6-3		F7	5	1	2	3	0	1	3
Tim Wallach, R (1, 5) OBP: 0.354, SLG: 0.502	P4			P6	5-3			HR		2	0	0	0	0	0	1
Dale Mohorcic, R (4, 1) OBP: 0.143, SLG: 0.143										1	0	0	0	0	0	0
Mike Aldrete, L (8, PH) OBP: 0.384, SLG: 0.336										1	1	1	1	0	0	0
Scott Ruskin, R (8, 1) OBP: 0.333, SLG: 0.833										0	0	0	0	0	0	0
Tim Burke, R (8, 1) OBP: 0.250, SLG: 0.250										0	0	0	0	0	0	0
Larry Walker, L (1, 9) OBP: 0.302, SLG: 0.408		S, S, S, K		S, S, S, K		S, S, S, K		5-3		4	0	0	0	0	3	0
Andres Galarraga, R (1, 3) OBP: 0.308, SLG: 0.406		L9			1B, 1B, 1B	S, S, S, K		E4, WP		4	1	1	0	0	1	0
Jerry Goff, L (1, 2) OBP: 0.354, SLG: 0.309		F7			F8	S, S, S, K		S, S, S, K, 1-2		4	0	0	0	0	2	2
Spike Owen, S (1, 6) OBP: 0.342, SLG: 0.350			SH1-3, 1B		S, S, S, K		P6	4-3		4	0	1	0	0	1	2
Mark Gardner, R (1, 1) OBP: 0.128, SLG: 0.205			SH1-3, 1-2		1B, 1B, 1-2, 1B		F7		S, S, S, K	0	0	0	0	0	0	0
Tom Foley, L (4, 5) OBP: 0.306, SLG: 0.281										3	1	1	0	0	1	0
Inning Stats	R: 0 E: 0 K: 0 S: 3 H: 2 LOB: 1 BB: 1 P: 7	R: 0 E: 0 K: 1 S: 5 H: 0 LOB: 0 BB: 0 P: 5	R: 0 E: 0 K: 1 S: 6 H: 1 LOB: 1 BB: 0 P: 6	R: 0 E: 0 K: 2 S: 7 H: 0 LOB: 0 BB: 0 P: 7	R: 5 E: 0 K: 1 S: 10 H: 5 LOB: 0 BB: 0 P: 10	R: 0 E: 0 K: 3 S: 9 H: 0 LOB: 0 BB: 0 P: 9	R: 0 E: 0 K: 0 S: 5 H: 2 LOB: 2 BB: 0 P: 5	R: 1 E: 1 K: 1 S: 7 H: 1 LOB: 1 BB: 0 P: 7	R: 0 E: 0 K: 1 S: 6 H: 1 LOB: 1 BB: 0 P: 6	1B: 9 2B: 1 3B: 0 HR: 2 SF: 0 SAC: 1 DP: 0 HBP: 0						

TOP

Montreal Expos @ Los Angeles Dodgers

Dodger Stadium, Los Angeles, CA

Fri Aug 17 1990, 7:05 PM PDT

Att. 33,737 - Unknown

livebaseballscorecards.com

AB	37
R	6
H	12
RBI	6
BB	1
SO	10
LOB	10

WP: 1 PB: 0 SB: 0 CS: 0 PA: 39

PITCHER		IP	WLS	BF	H	R	ER	SO	BB	IBB	HBP	BLK	WP	HR	S	P	ERA	WHIP
Jim Neidlinger, R ERA: 2.81	(1, 1)	5.0	W	22	8	5	5	5	1	0	0	0	0	1	31	35	9.00	1.800
Tim Crews, R ERA: 2.56	(6, 1)	2.0		8	2	0	0	3	0	0	0	0	0	0	14	14	0.00	1.000
Jay Howell, R ERA: 2.51	(8, 1)	2.0	S	9	2	1	1	2	0	0	0	0	1	1	13	13	4.50	1.000

PITCHER	IP	WLS	BF	H	R	ER	SO	BB	IBB	HBP	BLK	WP	HR	S	P	ERA	WHIP

Batter	1	2	3	4	5	6	7	8	9	AB	R	H	RBI	BB	SO	LOB
Lenny Harris, L (1, 5) OBP: 0.345, SLG: 0.370 Mike Sharperson, R (8, PH) OBP: 0.403, SLG: 0.386 (9, 5)	G6-4-3, BB, E, 1B	BBB, PB, 1B, 1-2, 3B, BB		F8 ①	F9 ②			6-3 ①		3 1	2 0	1 0	0 0	1 0	0 0	1 0
Kirk Gibson, L (1, 8) OBP: 0.358, SLG: 0.471	BBBB, 4-0, G6-4-3, 1-2, BB	0-0, PB, 3B, 1-2, 2-H, 1B		0-0 ② 4-3	SSS, 0-3 ③ K			0-0 S, 1B		4	1	2	1	1	1	1
Kal Daniels, L (1, 7) OBP: 0.386, SLG: 0.516 Jose Gonzalez, R (9, 7) OBP: 0.278, SLG: 0.435	0-0 ① ② G6-4-3, 1-2f, 2-3	0-0, BLK, 1-H, 2-H, 3B		0-0 HR	SSS, 0-3 ① K			0-0 ② F8		5 0	2 0	2 0	3 0	0 0	1 0	3 0
Eddie Murray, S (1, 3) OBP: 0.392, SLG: 0.497	0-0 E3, E, 3-H	0-0 ③ F8, 3-H		0-0 BB, 1B	0-0 ② 4-3			4-0, 1-2, IBB		4	0	1	0	1	0	0
Hubie Brooks, R (1, 9) OBP: 0.305, SLG: 0.439	0-0 E6, 1-3		0-0 4-3, 1B, 2B	0-0 BB, 1-2, 1B	SSS, 0-3 ③ K			SSS, 0-3 ③ K		5	1	2	0	0	2	3
Mike Scioscia, L (1, 2) OBP: 0.335, SLG: 0.413	0-0 ③ 1-3		0-0 ① 4-3, 2-3	BBBB, 4-0, 1-2, 2-3, BB			BBBB, 4-0, SH1-3, BB			2	0	0	0	2	0	3
Juan Samuel, R (1, 4) OBP: 0.303, SLG: 0.331		SSS, 0-3 ① K	SSS, 0-3 ② K	SSS, 0-3 ③ K			0-0 ① F7			4	0	0	0	0	3	5
Alfredo Griffin, S (1, 6) OBP: 0.270, SLG: 0.270		0-0 ② 4-3	0-0, 3-H, 1B		0-0 ① P4		0-0 ② SH1-3, 1-2			3	0	1	1	0	0	0
Jim Neidlinger, S (1, 1) Chris Gwynn, L (5, PH) OBP: 0.302, SLG: 0.367 Tim Crews, R (6, 1) Stan Javier, S (7, PH) OBP: 0.365, SLG: 0.376 Jay Howell, R (8, 1)		BBBB, 4-0, BB, 1B, BB	0-0 ③ 6-3		0-0 1B		SSS, 0-3 ③ K			1 1 0 1 0	1 0 0 0 0	0 1 0 0 0	1 0 0 0 0	0 0 0 1 0	1 0 0 1 0	1 0 0 1 0
Inning Stats	R: 1 E: 2 K: 0 S: 5 H: 1 LOB: 2 BB: 1 P: 9	R: 4 E: 0 K: 1 S: 7 H: 2 LOB: 0 BB: 2 P: 15	R: 1 E: 0 K: 1 S: 7 H: 2 LOB: 1 BB: 0 P: 7	R: 1 E: 0 K: 1 S: 8 H: 3 LOB: 3 BB: 1 P: 12	R: 0 E: 0 K: 1 S: 6 H: 1 LOB: 1 BB: 0 P: 6	R: 0 E: 0 K: 2 S: 7 H: 0 LOB: 0 BB: 0 P: 7	R: 0 E: 0 K: 1 S: 5 H: 0 LOB: 1 BB: 1 P: 9	R: 0 E: 0 K: 1 S: 6 H: 1 LOB: 2 BB: 1 P: 10		1B: 7 2B: 1 3B: 1 HR: 1	SF: 0 SAC: 1 DP: 1 HBP: 0			WP: 0 PB: 1 SB: 1 CS: 0	PA: 41	

PITCHER		IP	WLS	BF	H	R	ER	SO	BB	IBB	HBP	BLK	WP	HR	S	P	ERA	WHIP
Mark Gardner, R ERA: 3.17	(1, 1)	3.2	L	24	8	7	6	2	4	0	0	1	0	1	24	40	14.73	3.273
Dale Mohorcic, R ERA: 2.5	(4, 1)	3.1		12	1	0	0	5	1	0	0	0	0	0	21	25	0.00	0.600
Scott Ruskin, L ERA: 3.02	(8, 1)	0.2		4	1	0	0	0	0	1	0	0	0	0	3	7	0.00	1.500
Tim Burke, R ERA: 3.49	(8, 1)	0.1		1	0	0	0	1	0	0	0	0	0	0	3	3	0.00	0.000

PITCHER	IP	WLS	BF	H	R	ER	SO	BB	IBB	HBP	BLK	WP	HR	S	P	ERA	WHIP

BOTTOM

Montreal Expos @ Los Angeles Dodgers

Dodger Stadium, Los Angeles, CA

Fri Aug 17 1990, 7:05 PM PDT

Att. 33,737 - Unknown

livebaseballscorecards.com

AB	34
R	7
H	10
RBI	5
BB	6
SO	8
LOB	18

Batter	1	2	3	4	5	6	7	8	9	AB	R	H	RBI	BB	SO	LOB
Delino DeShields, L (1, 4) OBP: 0.384, SLG: 0.400	K		1B		F8		B1			4	0	1	0	0	1	1
Otis Nixon, S (1, 8) OBP: 0.345, SLG: 0.325	S 1B 1B		P4		HR S BB		P6			3	1	1	0	1	0	2
Tim Raines, S (1, 7) OBP: 0.375, SLG: 0.387	S 1B		F8		1-H HR		1-3			4	1	2	2	0	0	2
Tim Wallach, R (1, 5) OBP: 0.355, SLG: 0.502	P2		1-3 1B		1B			F9		4	0	2	0	0	0	2
Andres Galarraga, R (1, 3) OBP: 0.305, SLG: 0.402	K 1-2 2-3		F8		G3			K		4	0	0	0	0	2	5
Marquis Grissom, R (1, 9) OBP: 0.309, SLG: 0.347		P4		6-3		K		L9		3	0	0	0	0	1	0
Dave Martinez, L (8, PH) OBP: 0.347, SLG: 0.476 (8, 9)										1	0	0	0	0	0	0
Mike Fitzgerald, R (1, 2) OBP: 0.352, SLG: 0.372		BB FC4-6		5-3		P3			4-3	3	0	0	0	1	0	0
Spike Owen, S (1, 6) OBP: 0.339, SLG: 0.346		F7		F8		F8			K	4	0	0	0	0	1	1
Chris Nabholz, L (1, 1)		FC4-6 1-2f			1-3				K	2	0	0	0	0	0	1
Junior Noboa, R (7, PH) OBP: 0.281, SLG: 0.321										1	0	1	0	0	0	0
Mel Rojas, R (7, 1)							WP 1B			0	0	0	0	0	0	0
Mike Aldrete, L (9, PH) OBP: 0.382, SLG: 0.333										1	0	0	0	0	1	0
Inning Stats	R: 0 E: 0 K: 2 S: 9 H: 2 LOB: 2 BB: 0 P: 9	R: 0 E: 0 K: 0 S: 3 H: 0 LOB: 1 BB: 1 P: 7	R: 0 E: 0 K: 0 S: 5 H: 2 LOB: 2 BB: 0 P: 5	R: 0 E: 0 K: 0 S: 3 H: 0 LOB: 0 BB: 0 P: 3	R: 2 E: 0 K: 0 S: 5 H: 2 LOB: 1 BB: 1 P: 9	R: 0 E: 0 K: 1 S: 5 H: 0 LOB: 0 BB: 0 P: 5	R: 0 E: 0 K: 0 S: 4 H: 1 LOB: 1 BB: 0 P: 4	R: 0 E: 0 K: 1 S: 5 H: 0 LOB: 0 BB: 0 P: 5	R: 0 E: 0 K: 2 S: 7 H: 0 LOB: 0 BB: 0 P: 7	1B: 6 2B: 0 3B: 0 HR: 1 SF: 0 SAC: 0 DP: 0 HBP: 0	WP: 1 PB: 0 SB: 3 CS: 0 PA: 36					

PITCHER		IP	WLS	BF	H	R	ER	SO	BB	IBB	HBP	BLK	WP	HR	S	P	ERA	WHIP
Fernando Valenzuela, L ERA: 4.0	(1, 1)	7.0	W	30	7	2	2	3	2	0	0	0	1	1	34	42	2.57	1.286
Jim Gott, R ERA: 2.72	(8, 1)	2.0	S	6	0	0	0	3	0	0	0	0	0	0	12	12	0.00	0.000

PITCHER	IP	WLS	BF	H	R	ER	SO	BB	IBB	HBP	BLK	WP	HR	S	P	ERA	WHIP

TOP

Montreal Expos @ Los Angeles Dodgers

Dodger Stadium, Los Angeles, CA

Sat Aug 18 1990, 7:05 PM PDT

Att. 45,687 - Unknown

livebaseballscorecards.com

AB	34
R	2
H	7
RBI	2
BB	2
SO	6
LOB	14

Batter	1	2	3	4	5	6	7	8	9	AB	R	H	RBI	BB	SO	LOB
Stan Javier, S (1, 8) OBP: 0.371, SLG: 0.380	BBB 4-0 4-3 S BB		x 0-0 ③ 6-3		x 0-0 1B		x 0-0 CS 2-H 1B			3	0	2	1	1	0	0
Mike Sharperson, R (1, 5) OBP: 0.399, SLG: 0.381 Lenny Harris, L (7, PH) OBP: 0.344, SLG: 0.369 (8, 5)	x 0-0 ① 4-3 1-3			x 0-0 ① 5-3	x 0-0 ③ 6-3		SSS 0-3 ②③ K 2-3			3 1	0 0	0 0	0 0	0 0	0 1	2 1
Kirk Gibson, L (1, 7) OBP: 0.364, SLG: 0.471	SSS 0-3 ② K			x 0-0 HR 1B		H 1-0 S S HBP		BBB 4-0 G3 BB		2	1	1	0	1	1	1
Eddie Murray, S (1, 3) OBP: 0.390, SLG: 0.502	x 0-0 ③ 4-3			x 0-0 1-H HR	x 0-0 F8			x 0-0 ① G3 1-2		4	1	1	2	0	0	3
Hubie Brooks, R (1, 9) OBP: 0.302, SLG: 0.435		x 0-0 ① 6-3		x 0-0 E3	SSS 0-3 ② K			SSS 0-3 ② K		4	0	0	0	0	2	2
Mike Scioscia, L (1, 2) OBP: 0.337, SLG: 0.410		x 0-0 ② 4-1		x 0-0 ② F7		BBB 4-0 S 1-2 BB		III 4-0 FC4 IBB		2	0	0	0	2	0	1
Juan Samuel, R (1, 4) OBP: 0.300, SLG: 0.327	SSS 0-3 ③ K			SSS 0-3 ③ K		x 0-0 ③ F9 1-2 2-3		x 0-0 ③ FC4 1-2f		4	0	0	0	0	2	5
Alfredo Griffin, S (1, 6) OBP: 0.271, SLG: 0.268			SSS 0-3 ① K		x 0-0 ① P2		BBB 4-0 SH5-4 1B BB			2	1	0	0	1	1	0
Fernando Valenzuela, L (1, 1) OBP: 0.283, SLG: 0.373 Jim Gott, R (8, 1)			SSS 0-3 ② K		SSS 0-3 ② K2-3		x 0-0 ① SH5-4 1-2			2 0	0 0	0 0	0 0	0 0	2 0	0 0
Inning Stats	R: 0 H: 0 E: 0 LOB: 1 K: 1 BB: 1 S: 5 P: 9	R: 0 H: 0 E: 0 LOB: 0 K: 1 BB: 0 S: 5 P: 5	R: 0 H: 0 E: 0 LOB: 0 K: 2 BB: 0 S: 7 P: 7	R: 2 H: 2 E: 1 LOB: 1 K: 1 BB: 0 S: 8 P: 8	R: 0 H: 1 E: 0 LOB: 1 K: 1 BB: 0 S: 6 P: 6	R: 0 H: 0 E: 0 LOB: 2 K: 1 BB: 1 S: 5 P: 10	R: 1 H: 1 E: 0 LOB: 0 K: 1 BB: 1 S: 5 P: 9	R: 0 H: 0 E: 0 LOB: 2 K: 1 BB: 2 S: 5 P: 13		1B: 3 SF: 0 2B: 0 SAC: 1 3B: 0 DP: 0 HR: 1 HBP: 1						

PITCHER		IP	WLS	BF	H	R	ER	SO	BB	IBB	HBP	BLK	WP	HR	S	P	ERA	WHIP
Chris Nabholz, L ERA: 3.86	(1, 1)	6.0		25	3	2	2	7	2	0	1	0	0	1	36	45	3.00	0.833
Mel Rojas, R ERA: 1.72	(7, 1)	2.0	L	9	1	1	1	2	2	1	0	0	0	0	10	22	4.50	1.500

PITCHER	IP	WLS	BF	H	R	ER	SO	BB	IBB	HBP	BLK	WP	HR	S	P	ERA	WHIP

BOTTOM

Montreal Expos @ Los Angeles Dodgers

Dodger Stadium, Los Angeles, CA

Sat Aug 18 1990, 7:05 PM PDT

Att. 45,687 - Unknown

livebaseballscorecards.com

AB	27
R	3
H	4
RBI	3
BB	5
SO	9
LOB	15

Batter	1	2	3	4	5	6	7	8	9	AB	R	H	RBI	BB	SO	LOB
Delino DeShields, L (1, 4) OBP: 0.386, SLG: 0.401	B C B B X 3-1 ① G4-3		B F B X 2-1 S 1B		B B B C F B 4-2 BB		B C X 1-1 ③ 2-H 1B		B C C B F B X 3-2 ③ G3-1	4	0	2	0	1	0	2
Otis Nixon, S (1, 8) OBP: 0.337, SLG: 0.316	X 0-0 ② P2		B X 1-0 ③ F8 1-2		B X 1-0 ③ P2			B B C X 2-1 ① P6		4	0	0	0	0	0	2
Tim Raines, S (1, 7) OBP: 0.379, SLG: 0.387	C B B B B 4-1 BB			B B B 4-0 CS 1B BB		C B F F X 1-2 1B		B C B F B C 3-3 ② K		2	0	1	0	2	1	0
Tim Wallach, R (1, 5) OBP: 0.357, SLG: 0.502	B B S 1 SAFE F X 2-2 ③ P2			C B 1 SAFE B 1 SAFE X 2-1 CS 1-2 1B		1 SAFE C B 1 SAFE X 1-1 G4-6-3 1-2 1B		S B C F S 1-3 ③ K		4	0	2	0	0	1	1
Andres Galarraga, R (1, 3) OBP: 0.303, SLG: 0.398		B B X 2-0 ① G5-3		S S B B S 1-3 ①② K 1-2 2-3		B F 2 SAFE C S 1-3 ① K			B X 1-0 ① G6-3	4	0	0	0	0	2	4
Dave Martinez, L (1, 9) OBP: 0.346, SLG: 0.473		C S 0-3 ② K2-3		X 0-0 ③ P6		B B X 2-0 ②③ G4-6-3 1-2f			B F B X 2-1 BB 1B 1B	4	1	1	0	0	1	3
Jerry Goff, L (1, 2) OBP: 0.360, SLG: 0.352		S C B S 1-3 ③ K			B B B C C F X 3-2 HR		C X 0-1 ① F8		B B B B C B 5-1 1B 1-2 BB	3	1	1	1	1	1	0
Tom Foley, L (1, 6) OBP: 0.305, SLG: 0.274			S S B F F B F F F 2-2 ① X F9		X 0-0 ① P6		C B B F B B 4-2 SH3-4 1B BB		B B B C X 3-1 ② F7	3	0	0	0	1	0	2
Dennis Martinez, R (1, 1) OBP: 0.100, SLG: 0.102 Mike Aldrete, L (9, PH) OBP: 0.386, SLG: 0.339 Steve Frey, R (9, 1)			B F X 1-1 ② G4-3		B S S C 1-3 ② K		X 0-0 ② SH3-4 1-2		B F B X 2-1 1-2 2-H 1B	2 1 0	0 0 0	0 1 0	0 1 0	0 0 0	1 0 0	0 0 0
Inning Stats	R: 0 H: 0 E: 0 LOB: 1 K: 0 BB: 1 S: 7 P: 16	R: 0 H: 0 E: 0 LOB: 0 K: 2 BB: 0 S: 7 P: 10	R: 0 H: 1 E: 0 LOB: 1 K: 0 BB: 0 S: 13 P: 19	R: 0 H: 1 E: 0 LOB: 1 K: 1 BB: 1 S: 6 P: 13	R: 1 H: 1 E: 0 LOB: 1 K: 1 BB: 1 S: 11 P: 20	R: 0 H: 2 E: 0 LOB: 1 K: 1 BB: 0 S: 10 P: 15	R: 0 H: 1 E: 0 LOB: 2 K: 0 BB: 1 S: 7 P: 12	R: 0 H: 0 E: 0 LOB: 0 K: 2 BB: 0 S: 9 P: 15	R: 1 H: 2 E: 0 LOB: 2 K: 0 BB: 1 S: 12 P: 28	1B: 7 SF: 0 2B: 0 SAC: 1 3B: 0 DP: 1 HR: 1 HBP: 0						

PITCHER		IP	WLS	BF	H	R	ER	SO	BB	IBB	HBP	BLK	WP	HR	S	P	ERA	WHIP
Ramon Martinez, R ERA: 3.05	(1, 1)	8.1	L	33	7	2	2	7	4	0	0	0	0	1	73	126	2.16	1.320
Jay Howell, R ERA: 2.47	(9, 1)	0.2		4	1	0	0	0	1	0	0	0	0	0	9	22	0.00	3.000

PITCHER	IP	WLS	BF	H	R	ER	SO	BB	IBB	HBP	BLK	WP	HR	S	P	ERA	WHIP

TOP

Montreal Expos @ Los Angeles Dodgers

Dodger Stadium, Los Angeles, CA

Sun Aug 19 1990, 3:33 AM PDT

Att. 40,603 - Sunny

livebaseballscorecards.com

AB	31
R	2
H	8
RBI	2
BB	5
SO	7
LOB	14

Montreal Expos @ Los Angeles Dodgers

Dodger Stadium, Los Angeles, CA

Sun Aug 19 1990, 3:33 AM PDT

Att. 40,603 - Sunny

livebaseballscorecards.com

BOTTOM

Batter	1	2	3	4	5	6	7	8	9	AB	R	H	RBI	BB	SO	LOB
Jose Offerman, S (1, 6) OBP: 0.600, SLG: 1.200	F C X 0-2 HR		B C B B X 3-1 S 1B		C X 0-1 1B 1B		M B B X 2-1 ② G4-3		X 0-0 ② G6-3	5	1	3	1	0	0	0
Kirk Gibson, L (1, 8) OBP: 0.369, SLG: 0.469	B B B B 4-0 CS BB		1 SAFE 1 SAFE C 1 SAFE P B B S F 3-2 X ③ P6 1-2		X 0-0 1-2 1B		C B B B S X 3-2 ③ P6		B C F B B B 4-2 BB	3	0	1	0	2	0	1
Kal Daniels, L (1, 7) OBP: 0.381, SLG: 0.509	B 1 SAFE B C 1 SAFE 1 SAFE F B S 3-3 ①② K 1-2			C S B B B X 3-2 ① G6-3	B S B C S 2-3 ③ K			C C B C 1-3 ① K	S B B B C B X 3-2 ③ G4-3	5	0	0	0	0	3	4
Eddie Murray, S (1, 3) OBP: 0.391, SLG: 0.501	B S F B X 2-2 ③ G4-3			B B S F B F B 4-2 1B BB		B X 1-0 E3 G4-3		S X 0-1 E 1B		3	0	1	0	1	0	0
Hubie Brooks, R (1, 9) OBP: 0.304, SLG: 0.435		C B B S F C 2-3 ① K		X 0-0 1-2 1B		C S C 0-3 ① K		B S X 1-1 E8 1-3 1B		4	0	2	0	0	2	1
Lenny Harris, L (1, 4) OBP: 0.340, SLG: 0.364 (9, 5)		X 0-0 ② G6-3		X 0-0 ② P2		C X 0-1 ② G4-3 1-2		F B F B B X 3-2 ② G3		4	0	0	0	0	0	5
Mike Scioscia, L (1, 2) OBP: 0.339, SLG: 0.408 Jay Howell, R (9, 1)		C C S 0-3 ③ K2-3		X 0-0 ③ G1-3		I I I 4-0 IBB		I I I 4-0 IBB		2 0	0 0	0 0	0 0	2 0	1 0	2 0
Mike Sharperson, R (1, 5) OBP: 0.394, SLG: 0.377 Stan Javier, S (8, PH) OBP: 0.370, SLG: 0.378 Juan Samuel, R (9, 4) OBP: 0.300, SLG: 0.327			B C X 1-1 ① F9		B X 1-0 ① F7	C B X 1-1 ③ G4-3		B B B C C X 3-2 ③ P7		3 1 0	0 0 0	0 0 0	0 0 0	0 0 0	0 0 0	2 3 0
Ramon Martinez, R (1, 1) OBP: 0.097, SLG: 0.098 Rick Dempsey, R (9, 2) OBP: 0.313, SLG: 0.320			S L C 0-3 ② K		X 0-0 ② G4-3		B X 1-0 ① G6-3		B B B C C C X 3-2 ① P3	3 1	0 0	0 0	0 0	1 0	0 0	0 0
Inning Stats	R: 1 H: 1 E: 0 LOB: 0 K: 1 BB: 1 S: 9 P: 18	R: 0 H: 0 E: 0 LOB: 0 K: 2 BB: 0 S: 8 P: 10	R: 0 H: 1 E: 0 LOB: 1 K: 1 BB: 0 S: 12 P: 18	R: 0 H: 1 E: 0 LOB: 2 K: 0 BB: 1 S: 9 P: 16	R: 0 H: 2 E: 0 LOB: 2 K: 1 BB: 0 S: 8 P: 11	R: 0 H: 0 E: 1 LOB: 2 K: 1 BB: 1 S: 8 P: 14	R: 0 H: 0 E: 0 LOB: 0 K: 0 BB: 0 S: 6 P: 12	R: 0 H: 2 E: 1 LOB: 3 K: 1 BB: 1 S: 13 P: 25	R: 0 H: 0 E: 0 LOB: 1 K: 0 BB: 1 S: 9 P: 19	1B: 6 2B: 1 3B: 0 HR: 1		SF: 0 SAC: 0 DP: 1 HBP: 0		WP: 0 PB: 0 SB: 1 CS: 1		PA: 39

	AB	34
	R	1
	H	7
	RBI	1
	BB	5
	SO	7
	LOB	18

PITCHER		IP	WLS	BF	H	R	ER	SO	BB	IBB	HBP	BLK	WP	HR	S	P	ERA	WHIP
Dennis Martinez, R ERA: 2.85	(1, 1)	8.0	W	35	7	1	1	7	2	2	0	0	0	1	73	124	1.12	1.125
Steve Frey, L ERA: 2.7	(9, 1)	1.0	S	4	0	0	0	0	1	0	0	0	0	0	9	19	0.00	1.000

PITCHER	IP	WLS	BF	H	R	ER	SO	BB	IBB	HBP	BLK	WP	HR	S	P	ERA	WHIP

Batter	1	2	3	4	5	6	7	8	9	AB	R	H	RBI	BB	SO	LOB
Delino DeShields, L (1, 4) OBP: 0.383, SLG: 0.397	B F C B S 2-3 ① K		X 0-0 ③ F8		C F B X 1-2 ③ P5			1 SAFE X 0-0 ① ② G4-6-3 1-2f		4	0	0	0	0	1	2
Dave Martinez, L (1, 8) OBP: 0.344, SLG: 0.477	B X 1-0 ② P5			F X 0-1 E6 S 1B		F B X 1-1 SF7 3B		X 0-0 ③ P2		4	2	1	0	0	0	0
Tim Raines, S (1, 7) OBP: 0.378, SLG: 0.385	B X 1-0 ③ 1-3			B B B B 4-0 G1-3 1B 1-2 BB		B B S X 2-1 ① SF7 3-H			X 0-0 ① F9	2	0	0	1	1	0	0
Tim Wallach, R (1, 5) OBP: 0.356, SLG: 0.500		B X 1-0 ① L9		X 0-0 G1-3 1-2 2-H 1B		C B C X 1-2 ② P3			X 0-0 ② F9	4	0	1	1	0	0	0
Mike Aldrete, L (1, 3) OBP: 0.376, SLG: 0.328		C B F X 1-2 ② F7		B X 1-0 ① G1-3 1-2 2-3		F C F B F B X 2-2 ③ G6-3			C X 0-1 ③ G4-3	4	0	0	0	0	0	2
Larry Walker, L (1, 9) OBP: 0.299, SLG: 0.405		F B S C 1-3 ③ K		S S C 0-3 ② K			B X 1-0 ① G6			3	0	0	0	0	2	2
Jerry Goff, L (1, 2) OBP: 0.348, SLG: 0.338			B C S B B X 3-2 ① F8	B B F C S 2-3 ③ K			B B X 2-0 ② P6			3	0	0	0	0	1	2
Spike Owen, S (1, 6) OBP: 0.337, SLG: 0.343			B X 1-0 ② G3		C C B S 1-3 ① K		F C C 0-3 ③ K			3	0	0	0	0	2	0
Kevin Gross, R (1, 1) OBP: 0.239, SLG: 0.364 Otis Nixon, S (8, PH) OBP: 0.341, SLG: 0.321 Bill Sampen, R (8, 1)			X 0-0 1B		S F C 0-3 ② K			X 0-0 G4-6-3 1B		2 1 0	0 0 0	1 1 0	0 0 0	0 0 0	1 0 0	0 0 0
Inning Stats	R: 0 H: 0 E: 0 LOB: 0 K: 1 BB: 0 S: 5 P: 9	R: 0 H: 0 E: 0 LOB: 0 K: 1 BB: 0 S: 7 P: 10	R: 0 H: 1 E: 0 LOB: 1 K: 0 BB: 0 S: 6 P: 10	R: 1 H: 1 E: 1 LOB: 2 K: 2 BB: 1 S: 10 P: 17	R: 0 H: 0 E: 0 LOB: 0 K: 2 BB: 0 S: 9 P: 11	R: 1 H: 1 E: 0 LOB: 0 K: 0 BB: 0 S: 12 P: 18	R: 0 H: 0 E: 0 LOB: 0 K: 1 BB: 0 S: 5 P: 8	R: 0 H: 1 E: 0 LOB: 0 K: 0 BB: 0 S: 3 P: 3	R: 0 H: 0 E: 0 LOB: 0 K: 0 BB: 0 S: 4 P: 4	1B: 3 SF: 1 2B: 0 SAC: 0 3B: 1 DP: 1 HR: 0 HBP: 0						WP: 0 PA: 32 PB: 0 SB: 1 CS: 0	

PITCHER	IP	WLS	BF	H	R	ER	SO	BB	IBB	HBP	BLK	WP	HR	S	P	ERA	WHIP
Don Robinson, R (1, 1) ERA: 3.77	9.0	W	32	4	2	1	7	1	0	0	0	0	0	61	90	1.00	0.556

PITCHER	IP	WLS	BF	H	R	ER	SO	BB	IBB	HBP	BLK	WP	HR	S	P	ERA	WHIP

TOP

Montreal Expos @ San Francisco Giants

Candlestick Park, San Francisco, CA

Mon Aug 20 1990, 10:05 PM EDT

Att. 13,888 - Unknown - 58 F

livebaseballscorecards.com

AB	30
R	2
H	4
RBI	2
BB	1
SO	7
LOB	8

Batter	1	2	3	4	5	6	7	8	9	AB	R	H	RBI	BB	SO	LOB
Brett Butler, L (1, 8) OBP: 0.385, SLG: 0.348	B B C C X 2-2 G3 1B		B S X 1-1 1B 1B 1B	B F B B F X 3-2 ③ F8		B L B X 2-1 ② L9				4	1	2	0	0	0	1
Mike Kingery, L (1, 9) OBP: 0.303, SLG: 0.275	B S 1 SAFE C 1 SAFE 1 B X 2-2 ① G3 1-2		X 0-0 S 1B 1-3 1B		S B C X 1-2 1B E 1B	X 0-0 ③ G3				4	1	2	0	0	0	1
Will Clark, L (1, 3) OBP: 0.351, SLG: 0.456	B B C F F S 2-3 ② K		X 0-0 ① P6		X 0-0 HBP E 1-3 SF8 1B		C B X 1-1 HR			4	2	2	1	0	1	3
Kevin Mitchell, R (1, 7) OBP: 0.375, SLG: 0.555	C S C 0-3 ③ K		S B B X 2-1 S 1-2 3-H 1B		F F B X 1-2 E5 HBP 1-2 3-H		X 0-0 CS 1B			4	0	2	2	0	1	2
Matt Williams, R (1, 5) OBP: 0.319, SLG: 0.486 Dave Anderson, R (6, 5) OBP: 0.333, SLG: 0.402		B X 1-0 ① P3	B F B B S F F B 2 SAFE F 3-3 S ② K 1-2 2-3		H 1-0 1-2 2-3 HBP		P P X 2-0 ① ② P3 1-2			2	0	0	0	0	1	2
										1	0	0	0	0	0	1
Terry Kennedy, L (1, 2) OBP: 0.344, SLG: 0.384		C B X 1-1 ② G3 B X 1-0 ③ G4-3			X 0-0 ① P6		B F X 1-1 ③ F8			4	0	0	0	0	0	5
Robby Thompson, R (1, 4) OBP: 0.301, SLG: 0.395		B X 1-0 S 1B		B F B B B 4-1 G1-3 G3 BB	C F X 0-2 ② SF8 3-H			S B X 1-1 ① P6		2	0	1	1	1	0	0
Jose Uribe, S (1, 6) OBP: 0.303, SLG: 0.321		B B B I 4-0 1-2 IBB		B B X 2-0 ① G3 1-2	B S C F S 1-3 ③ K			B B C F F F F F F 2-2 X ② G4-3		3	0	0	0	1	1	3
Don Robinson, R (1, 1) OBP: 0.143, SLG: 0.224		B B X 2-0 ③ P7		F B B X 2-1 ② G1-3 2-3		S S S 0-3 ① K		F C B F S 1-3 ③ K		4	0	0	0	0	2	3
Inning Stats	R: 0 E: 0 K: 2 S: 13 H: 1 LOB: 1 BB: 0 P: 19	R: 0 E: 0 K: 0 S: 5 H: 1 LOB: 2 BB: 1 P: 14	R: 1 E: 0 K: 1 S: 13 H: 3 LOB: 2 BB: 0 P: 20	R: 0 E: 0 K: 0 S: 7 H: 0 LOB: 1 BB: 1 P: 18	R: 2 E: 1 K: 1 S: 15 H: 2 LOB: 2 BB: 0 P: 19	R: 0 E: 0 K: 1 S: 6 H: 0 LOB: 0 BB: 0 P: 8	R: 1 E: 0 K: 0 S: 8 H: 2 LOB: 0 BB: 0 P: 10	R: 0 E: 0 K: 1 S: 14 H: 0 LOB: 0 BB: 0 P: 18		1B: 8 2B: 0 3B: 0 HR: 1 SF: 1 SAC: 0 DP: 0 HBP: 1						

PITCHER		IP	WLS	BF	H	R	ER	SO	BB	IBB	HBP	BLK	WP	HR	S	P	ERA	WHIP
Kevin Gross, R ERA: 4.57	(1, 1)	7.0	L	33	9	4	3	5	1	1	1	0	0	1	67	108	3.86	1.429
Bill Sampen, R ERA: 2.85	(8, 1)	1.0		3	0	0	0	1	0	0	0	0	0	0	14	18	0.00	0.000

PITCHER	IP	WLS	BF	H	R	ER	SO	BB	IBB	HBP	BLK	WP	HR	S	P	ERA	WHIP

BOTTOM

Montreal Expos @ San Francisco Giants

Candlestick Park, San Francisco, CA

Mon Aug 20 1990, 10:05 PM EDT

Att. 13,888 - Unknown - 58 F

livebaseballscorecards.com

AB	32
R	4
H	9
RBI	4
BB	2
SO	6
LOB	21

1B: 8	SF: 1	WP: 0	PA: 36
2B: 0	SAC: 0	PB: 0	
3B: 0	DP: 0	SB: 3	
HR: 1	HBP: 1	CS: 1	

Batter	1	2	3	4	5	6	7	8	9	AB	R	H	RBI	BB	SO	LOB
Delino DeShields, L (1, 4) OBP: 0.383, SLG: 0.398	S S S 0-3 ① K		x 0-0 ③ 4-3		x 0-0 2B		x 0-0 ① 1-3 1-2		B B B B 4-0 4-3 1-2 1B BB	4	1	1	0	1	1	1
Dave Martinez, L (1, 8) OBP: 0.345, SLG: 0.476	x 0-0 BLK 1B			x 0-0 4-3 1B	x 0-0 ③ G3		x 0-0 E3 G4-6-3 2-H		x 0-0 ② 4-3 1-2 2-3 3-H	5	0	2	2	0	0	3
Tim Raines, S (1, 7) OBP: 0.378, SLG: 0.385	x 0-0 ② F9 1-2			x 0-0 ① F8		x 0-0 1B FC6-4 1B	x 0-0 ② ③ G4-6-3 1-2f		x 0-0 1B 2-H 3-H 1B	5	2	2	2	0	0	3
Tim Wallach, R (1, 5) OBP: 0.356, SLG: 0.499	x 0-0 ③ F8			x 0-0 ② 4-3 1-2		x 0-0 FC6-4 1-3 1B		x 0-0 ① P6	x 0-0 2-H 1B	5	0	2	1	0	0	2
Mike Aldrete, L (1, 3) OBP: 0.369, SLG: 0.321 Andres Galarraga, R (8, PH) OBP: 0.301, SLG: 0.396 (8, 3)		x 0-0 ① 4-3		x 0-0 ③ 4-3		x 0-0 ① FC6-4 1-2f HR 3-H		x 0-0 ② L3	x 0-0 ③ 4-3	3 2	1 0	0 0	1 0	0 0	0 0	2 1
Larry Walker, L (1, 9) OBP: 0.302, SLG: 0.415		x 0-0 ② F6			x 0-0 HR 1B	x 0-0 2-H HR		x 0-0 ③ 4-3		4	2	2	2	0	0	0
Mike Fitzgerald, R (1, 2) OBP: 0.350, SLG: 0.382		x 0-0 ③ F7			x 0-0 1-H HR	x 0-0 ② 4-3			x 0-0 ① F9	4	1	1	2	0	0	0
Tom Foley, L (1, 6) OBP: 0.298, SLG: 0.267 Mel Rojas, R (6, 1) Junior Noboa, R (9, PH) OBP: 0.286, SLG: 0.326 Bill Sampen, R (9, 1)			x 0-0 ① 4-3		x 0-0 ① F7	S S S 0-3 ③ K			x 0-0 1B 4-3 1B	3 0 1 0	0 0 1 0	0 0 1 0	0 0 0 0	1 0 0 0	0 0 0 0	0 0 0 0
Oil Can Boyd, R (1, 1) OBP: 0.067, SLG: 0.067 Scott Ruskin, R (4, 1) OBP: 0.333, SLG: 0.833 Otis Nixon, S (5, PH) OBP: 0.339, SLG: 0.319 Dale Mohorcic, R (5, 1) OBP: 0.143, SLG: 0.143 Spike Owen, S (6, 6) OBP: 0.340, SLG: 0.345			x 0-0 ② P4		x 0-0 ② F7		B B B B 4-0 WP 1-3 E BB		x 0-0 4-3 BB 1-3 1B 1B	1 0 1 0 1	0 0 0 0 2	0 0 0 0 1	0 0 0 0 2	0 0 0 0 0	0 0 0 0 0	0 0 0 0 0
Inning Stats	R: 0 H: 1 E: 0 LOB: 1 K: 1 BB: 0 S: 6 P: 6	R: 0 H: 0 E: 0 LOB: 0 K: 0 BB: 0 S: 3 P: 3	R: 0 H: 0 E: 0 LOB: 0 K: 0 BB: 0 S: 3 P: 3	R: 0 H: 1 E: 0 LOB: 1 K: 0 BB: 0 S: 4 P: 4	R: 2 H: 3 E: 0 LOB: 1 K: 0 BB: 0 S: 6 P: 6	R: 3 H: 3 E: 1 LOB: 0 K: 1 BB: 0 S: 8 P: 8	R: 1 H: 0 E: 1 LOB: 0 K: 0 BB: 1 S: 3 P: 7	R: 0 H: 0 E: 0 LOB: 0 K: 0 BB: 0 S: 3 P: 3	R: 4 H: 4 E: 0 LOB: 1 K: 0 BB: 1 S: 7 P: 11	1B: 9 SF: 0 2B: 1 SAC: 0 3B: 0 DP: 1 HR: 2 HBP: 0						WP: 1 PA: 41 PB: 0 SB: 0 CS: 0	

TOP

Montreal Expos @ San Francisco Giants

Candlestick Park, San Francisco, CA

Tue Aug 21 1990, 10:05 PM EDT

Att. 16,759 - Unknown

livebaseballscorecards.com

AB	39
R	10
H	12
RBI	10
BB	2
SO	2
LOB	12

PITCHER		IP	WLS	BF	H	R	ER	SO	BB	IBB	HBP	BLK	WP	HR	S	P	ERA	WHIP
John Burkett, R ERA: 3.6	(1, 1)	6.0		26	8	5	5	2	0	0	0	1	0	2	30	30	7.50	1.333
Trevor Wilson, L ERA: 4.14	(7, 1)	0.1	L	2	0	1	1	0	1	0	0	0	0	0	1	5	27.00	3.000
Jeff Brantley, R ERA: 1.58	(7, 1)	0.2		2	0	0	0	0	0	0	0	0	1	0	2	2	0.00	0.000
Mark Thurmond, L ERA: 3.33	(8, 1)	1.2		9	3	4	4	0	1	0	0	0	0	0	8	12	21.60	2.400
Francisco Oliveras, R ERA: 3.64	(9, 1)	0.1		2	1	0	0	0	0	0	0	0	0	0	2	2	0.00	3.000

PITCHER	IP	WLS	BF	H	R	ER	SO	BB	IBB	HBP	BLK	WP	HR	S	P	ERA	WHIP

Batter	1	2	3	4	5	6	7	8	9	AB	R	H	RBI	BB	SO	LOB
Brett Butler, L (1, 8) OBP: 0.383, SLG: 0.349	0-0 ② BLK 2B 2B	0-0 ② 6-3		0-0 ② SF9 3-H		SSS 0-3 ② K		0-0 ③ FC6-4 1-2f		4	1	1	1	0	1	1
Mike Kingery, L (1, 9) OBP: 0.306, SLG: 0.288	0-0 ③ 1B SF7 2B 2-H 2B	0-0 ③ 6-3		BBBB 4-0 BB		SSS 0-3 ③ K			BBBB 4-0 F8 1-3 BB	2	1	1	1	0	0	0
Greg Litton, R (4, PH) OBP: 0.265, SLG: 0.291 (5, 9)										1	0	0	0	2	1	0
Will Clark, L (1, 3) OBP: 0.351, SLG: 0.454	0-0 2B 1B 2-3		0-0 ① F5	0-0 ③ F8			BBBB 4-0 1-3 BB		0-0 ① 1-3 1-2	4	1	1	0	1	0	3
Kevin Mitchell, R (1, 7) OBP: 0.373, SLG: 0.552	0-0 ① SF7 3-H	0-0 ② 5-3			0-0 G4-6-3 1B 1B 1B		0-0 ① F7		0-0 ② F8 2-3	4	1	1	1	0	0	2
Ernest Riles, L (1, 5) OBP: 0.339, SLG: 0.442	0-0 1-H 2B	0-0 1B			0-0 G4-6-3 1-2 1B		0-0 ② 1-3 1-2		0-0 ③ F5	5	0	3	1	0	0	2
Terry Kennedy, L (1, 2) OBP: 0.343, SLG: 0.379	BBBB 4-0 BB	0-0 ③ F7			0-0 ① ② G4-6-3 1-2f 2-3		0-0 ③ F7			3	0	0	0	1	0	4
Mark Thurmond, L (8, 1)										0	0	0	0	0	0	0
Francisco Oliveras, R (9, 1)										0	0	0	0	0	0	0
Robby Thompson, R (1, 4) OBP: 0.303, SLG: 0.399	0-0 ② F9			0-0 1B SF9 2B	0-0 3-H 1B			0-0 ① 6-3		4	1	2	1	0	0	2
Jose Uribe, S (1, 6) OBP: 0.302, SLG: 0.320	0-0 ③ G3			0-0 SH1-3 2-3 1B	0-0 ③ F7			0-0 ② F9		4	0	1	0	0	0	3
John Burkett, R (1, 1) OBP: 0.160, SLG: 0.067		0-0 ① F9		0-0 ① SH1-3 1-2		0-0 ① F3		0-0 FC6-4 1B		1	0	0	0	0	0	0
Rick Parker, R (6, PH) OBP: 0.308, SLG: 0.351										1	0	0	0	0	0	0
Trevor Wilson, L (7, 1) OBP: 0.167, SLG: 0.138										0	0	0	0	0	0	0
Jeff Brantley, R (7, 1) OBP: 0.286, SLG: 0.429										0	0	0	0	0	0	0
Gary Carter, R (8, 2) OBP: 0.335, SLG: 0.423										1	0	1	0	0	0	0
Inning Stats	R: 3 E: 0 K: 0 S: 7 H: 4 LOB: 2 BB: 1 P: 11	R: 0 E: 0 K: 0 S: 3 H: 0 LOB: 0 BB: 0 P: 3	R: 0 E: 0 K: 0 S: 4 H: 1 LOB: 1 BB: 0 P: 4	R: 1 E: 0 K: 0 S: 5 H: 2 LOB: 2 BB: 1 P: 9	R: 1 E: 0 K: 0 S: 5 H: 3 LOB: 1 BB: 0 P: 5	R: 0 E: 0 K: 2 S: 7 H: 0 LOB: 0 BB: 0 P: 7	R: 0 E: 0 K: 0 S: 3 H: 0 LOB: 1 BB: 1 P: 7	R: 0 E: 0 K: 0 S: 4 H: 1 LOB: 1 BB: 0 P: 4	R: 0 E: 0 K: 0 S: 3 H: 0 LOB: 1 BB: 1 P: 7	1B: 7 2B: 4 3B: 0 HR: 0	SF: 2 SAC: 1 DP: 1 HBP: 0					

PITCHER		IP	WLS	BF	H	R	ER	SO	BB	IBB	HBP	BLK	WP	HR	S	P	ERA	WHIP
Oil Can Boyd, R ERA: 3.1	(1, 1)	3.2		19	7	4	4	0	1	0	0	1	0	0	18	22	9.82	2.182
Scott Ruskin, L ERA: 3.0	(4, 1)	0.1		2	0	0	0	0	1	0	0	0	0	0	1	5	0.00	3.000
Dale Mohorcic, R ERA: 2.68	(5, 1)	1.0		5	3	1	1	0	0	0	0	0	0	0	5	5	9.00	3.000
Mel Rojas, R ERA: 1.45	(6, 1)	3.0	W	11	1	0	0	2	1	0	0	0	0	0	14	18	0.00	0.667
Bill Sampen, R ERA: 2.81	(9, 1)	1.0		4	0	0	0	0	1	0	0	0	0	0	3	7	0.00	1.000

PITCHER	IP	WLS	BF	H	R	ER	SO	BB	IBB	HBP	BLK	WP	HR	S	P	ERA	WHIP

BOTTOM

Montreal Expos @ San Francisco Giants

Candlestick Park, San Francisco, CA

Tue Aug 21 1990, 10:05 PM EDT

Att. 16,759 - Unknown

livebaseballscorecards.com

AB	34
R	5
H	11
RBI	5
BB	4
SO	2
LOB	17

WP: 0	PB: 0	SB: 0	CS: 0
PA: 41			

Montreal Expos @ San Francisco Giants

Candlestick Park, San Francisco, CA

Wed Aug 22 1990, 6:33 AM EDT

Att. 28,429 - Unknown

TOP

livebaseballscorecards.com

Batter	1	2	3	4	5	6	7	8	9	AB	R	H	RBI	BB	SO	LOB
Delino DeShields, L (1, 4) OBP: 0.382, SLG: 0.396	F8		CS 1B		G3			1-3		4	0	1	0	0	0	0
Dave Martinez, L (1, 8) OBP: 0.341, SLG: 0.469	K		F9 1-2		K			F8		4	0	0	0	0	2	1
Tim Raines, S (1, 7) OBP: 0.377, SLG: 0.384	K		G3			K		1B		4	0	1	0	0	2	0
Tim Wallach, R (1, 5) OBP: 0.353, SLG: 0.495		P6		F7		K		1-3		4	0	0	0	0	1	1
Larry Walker, L (1, 9) OBP: 0.304, SLG: 0.415		K		HBP HBP		1B			3-1	3	0	1	0	0	1	0
Andres Galarraga, R (1, 3) OBP: 0.303, SLG: 0.403		HR		1-2 HBP		K			F9	3	1	1	1	0	1	1
Jerry Goff, L (1, 2) OBP: 0.355, SLG: 0.346		1B 1B		K			G3		1B	4	0	2	0	0	1	2
Spike Owen, S (1, 6) OBP: 0.341, SLG: 0.346		1-3 1B		4-3			4-3		1-2 1B	4	0	2	0	0	0	2
Mark Gardner, R (1, 1) OBP: 0.119, SLG: 0.190		K			K		3-1		4-3	3	0	0	0	0	2	2
Scott Ruskin, R (7, 1) OBP: 0.333, SLG: 0.833										0	0	0	0	0	0	0
Tim Burke, R (7, 1) OBP: 0.250, SLG: 0.250										0	0	0	0	0	0	0
Mike Aldrete, L (9, PH) OBP: 0.366, SLG: 0.318										1	0	0	0	0	0	2
Steve Frey, R (9, 1)										0	0	0	0	0	0	0
Inning Stats	R: 0 E: 0 K: 2 S: 7 H: 0 LOB: 0 BB: 0 P: 7	R: 1 E: 0 K: 2 S: 10 H: 3 LOB: 2 BB: 0 P: 10	R: 0 E: 0 K: 0 S: 3 H: 1 LOB: 0 BB: 0 P: 3	R: 0 E: 0 K: 1 S: 5 H: 0 LOB: 2 BB: 0 P: 7	R: 0 E: 0 K: 2 S: 7 H: 0 LOB: 0 BB: 0 P: 7	R: 0 E: 0 K: 3 S: 10 H: 1 LOB: 1 BB: 0 P: 10	R: 0 E: 0 K: 0 S: 3 H: 0 LOB: 0 BB: 0 P: 3	R: 0 E: 0 K: 0 S: 4 H: 1 LOB: 1 BB: 0 P: 4	R: 0 E: 0 K: 0 S: 5 H: 2 LOB: 2 BB: 0 P: 5	1B: 7 2B: 0 3B: 0 HR: 1 SF: 0 SAC: 0 DP: 0 HBP: 2						

AB	34
R	1
H	8
RBI	1
BB	0
SO	10
LOB	11

WP: 0 PB: 0 SB: 0 CS: 1 PA: 36

PITCHER		IP	WLS	BF	H	R	ER	SO	BB	IBB	HBP	BLK	WP	HR	S	P	ERA	WHIP
Scott Garrelts, R ERA: 4.11	(1, 1)	7.0		27	5	1	1	10	0	0	2	0	0	1	45	47	1.29	0.714
Steve Bedrosian, R ERA: 4.78	(8, 1)	2.0	W	9	3	0	0	0	0	0	0	0	0	0	9	9	0.00	1.500

PITCHER	IP	WLS	BF	H	R	ER	SO	BB	IBB	HBP	BLK	WP	HR	S	P	ERA	WHIP

Batter	1	2	3	4	5	6	7	8	9	AB	R	H	RBI	BB	SO	LOB
Brett Butler, L (1, 8) OBP: 0.382, SLG: 0.347	K		4-3		5-3		FC4-6 1-2f 2-3		3-H 1B	5	0	1	1	0	1	2
Mike Kingery, L (1, 9) OBP: 0.312, SLG: 0.296	K		1B		6-3		1B 1-2 3-H			4	0	2	1	0	1	0
Steve Bedrosian, R (8, 1) OBP: 0.333, SLG: 0.333										0	0	0	0	0	0	0
Will Clark, L (1, 3) OBP: 0.351, SLG: 0.453	4-1		F8			F9	1B 1-2 2-3			4	0	1	0	0	0	1
Kevin Mitchell, R (1, 7) OBP: 0.374, SLG: 0.550		1B 1B		6-3		BBB S BB	6-3			3	0	1	0	1	0	3
Ernest Riles, L (1, 5) OBP: 0.336, SLG: 0.444		K		2B		F9 1-2		G3		4	0	1	0	0	1	2
Gary Carter, R (1, 2) OBP: 0.329, SLG: 0.415		F2		F3		SSS K		1-3		4	0	0	0	0	1	3
Robby Thompson, R (1, 4) OBP: 0.305, SLG: 0.398		1-2 1B		BBBB BB			4-3	SSS K		3	0	1	0	1	1	0
Dave Anderson, R (1, 6) OBP: 0.340, SLG: 0.418		5-3		SSS K			FC4-6 1B 1B		SH5-4 1B 2B	4	2	2	0	0	1	4
Scott Garrelts, R (1, 1) OBP: 0.100, SLG: 0.086			SSS K		L6		1-2 FC4-6 1B		SH5-4 2-3	2	0	0	0	0	1	0
Terry Kennedy, L (7, PH) OBP: 0.345, SLG: 0.382										1	0	1	0	0	0	0
Rick Parker, R (7, PR) (8, 9) OBP: 0.308, SLG: 0.351										0	0	0	0	0	0	0
Inning Stats	R: 0 H: 0 E: 0 LOB: 0 K: 2 BB: 0 S: 7 P: 7	R: 0 H: 2 E: 0 LOB: 2 K: 1 BB: 0 S: 7 P: 7	R: 0 H: 1 E: 0 LOB: 1 K: 1 BB: 0 S: 6 P: 6	R: 0 H: 1 E: 0 LOB: 2 K: 1 BB: 1 S: 6 P: 10	R: 0 H: 0 E: 0 LOB: 0 K: 0 BB: 0 S: 3 P: 3	R: 0 H: 0 E: 0 LOB: 1 K: 1 BB: 1 S: 5 P: 9	R: 1 H: 4 E: 0 LOB: 3 K: 0 BB: 0 S: 7 P: 7	R: 0 H: 0 E: 0 LOB: 0 K: 1 BB: 0 S: 5 P: 5	R: 1 H: 2 E: 0 LOB: 1 K: 0 BB: 0 S: 3 P: 3	1B: 8 SF: 0 2B: 2 SAC: 1 3B: 0 DP: 0 HR: 0 HBP: 0						

PITCHER		IP	WLS	BF	H	R	ER	SO	BB	IBB	HBP	BLK	WP	HR	S	P	ERA	WHIP
Mark Gardner, R ERA: 3.08	(1, 1)	6.2		29	7	1	1	6	2	0	0	0	0	0	39	47	1.35	1.350
Scott Ruskin, L ERA: 3.0	(7, 1)	0.0		1	1	0	0	0	0	0	0	0	0	0	1	1	∞	∞
Tim Burke, R ERA: 3.4	(7, 1)	1.1		4	0	0	0	1	0	0	0	0	0	0	6	6	0.00	0.000
Steve Frey, L ERA: 2.92	(9, 1)	0.1	L	3	2	1	1	0	0	0	0	0	0	0	3	3	27.00	6.000

PITCHER	IP	WLS	BF	H	R	ER	SO	BB	IBB	HBP	BLK	WP	HR	S	P	ERA	WHIP

BOTTOM

Montreal Expos @ San Francisco Giants

Candlestick Park, San Francisco, CA

Wed Aug 22 1990, 6:33 AM EDT

Att. 28,429 - Unknown

livebaseballscorecards.com

AB	34
R	2
H	10
RBI	2
BB	2
SO	7
LOB	15

PA: 37

WP: 0
PB: 0
SB: 1
CS: 0

Batter	1	2	3	4	5	6	7	8	9	AB	R	H	RBI	BB	SO	LOB
Bip Roberts, S (1, 6) OBP: 0.365, SLG: 0.407	B C X 1-1 G6-3 G1-3 1B		C B X 1-1 S 1B 1B		B S B X 2-1 ② F8			B X 1-0 ① G6-3		4	1	2	0	0	0	1
Roberto Alomar, S (1, 4) OBP: 0.353, SLG: 0.388	C L X 0-2 ① G1-3 1-2		B X 1-0 S 1-H 1B 1B		C B C F X 1-2 ③ P5			C B F B B S 3-3 ② K		4	1	1	1	0	1	2
Tony Gwynn, L (1, 9) OBP: 0.364, SLG: 0.422	B B B C F X 3-2 ② G6-3 2-3		B 1 SAFE 1 SAFE S B X 2-1 ③ 1-H 1B			B X 1-0 ① G3		C F X 0-2 ③ F8		4	0	1	1	0	0	1
Joe Carter, R (1, 8) OBP: 0.290, SLG: 0.406 (9, 7)	B S X 1-1 ③ F8			M F F X 0-2 ① P4		F F B B B F X 3-2 FC5 P3 1B			S F B B X 2-2 ① P3	4	0	1	0	0	0	1
Benito Santiago, R (1, 2) OBP: 0.364, SLG: 0.480		B B B C C X 3-2 ① G4-3		B B F C F F B F B 4-2 BB		B X 1-0 ② P3 1-2			F C F B F B B B 4-2 G5-3 BB	2	0	0	0	2	0	1
Fred Lynn, L (1, 7) OBP: 0.315, SLG: 0.378 Craig Lefferts, L (9, 1) OBP: 0.250, SLG: 0.250		B B X 2-0 ② G4-3		C P P 1 SAFE 1 SAFE F C 2-3 ② K		F F B X 1-2 ③ FC5 2-3			B F 1 SAFE 1 SAFE F 1 SAFE X 1-2 ② G5-3 1-2	4 0	0 0	0 0	0 0	0 0	1 0	3 0
Mike Pagliarulo, L (1, 5) OBP: 0.326, SLG: 0.349		B B F C S 2-3 ③ K		C B X 1-1 ③ P2			X 0-0 ① F8		B C C F S 1-3 ③ K	4	0	0	0	0	2	2
Phil Stephenson, L (1, 3) OBP: 0.333, SLG: 0.363			C B X 1-1 ① G4-3		X 0-0 2B		C B C B B C 3-3 ② K			3	0	1	0	0	1	0
Andy Benes, R (1, 1) OBP: 0.100, SLG: 0.083 Rich Rodriguez, L (7, 1) Greg Harris, R (8, 1) OBP: 0.100, SLG: 0.300 Shawn Abner, R (9, 8) OBP: 0.297, SLG: 0.321			C B C F B F B X 3-2 ② F7		L L B X 1-2 ① P3		B C B C C 2-3 ③ K			3 0 0 0	0 0 0 0	0 0 0 0	0 0 0 0	0 0 0 0	1 0 0 0	1 0 0 0

TOP

San Diego Padres @ Montreal Expos

Olympic Stadium, Montreal, QB

Fri Aug 24 1990, 7:05 PM EDT

Att. 17,473 - Dome

livebaseballscorecards.com

AB	32
R	2
H	6
RBI	2
BB	2
SO	6
LOB	12

Inning Stats	1	2	3	4	5	6	7	8	9
	R: 0 E: 0 K: 0 S: 10	R: 0 E: 0 K: 1 S: 7	R: 2 E: 0 K: 0 S: 12	R: 0 E: 0 K: 1 S: 16	R: 0 E: 0 K: 0 S: 10	R: 0 E: 0 K: 0 S: 9	R: 0 E: 0 K: 2 S: 7	R: 0 E: 0 K: 1 S: 7	R: 0 E: 0 K: 1 S: 14
	H: 1 LOB: 1 BB: 0 P: 15	H: 0 LOB: 0 BB: 0 P: 14	H: 3 LOB: 1 BB: 0 P: 20	H: 0 LOB: 1 BB: 1 P: 21	H: 1 LOB: 1 BB: 0 P: 14	H: 1 LOB: 1 BB: 0 P: 15	H: 0 LOB: 0 BB: 0 P: 12	H: 0 LOB: 0 BB: 0 P: 11	H: 0 LOB: 1 BB: 1 P: 22

1B: 5	SF: 0
2B: 1	SAC: 0
3B: 0	DP: 0
HR: 0	HBP: 0

WP: 0	PA: 34
PB: 0	
SB: 2	
CS: 0	

PITCHER		IP	WLS	BF	H	R	ER	SO	BB	IBB	HBP	BLK	WP	HR	S	P	ERA	WHIP
Dennis Martinez, R ERA: 2.82	(1, 1)	8.0	L	30	6	2	2	5	1	0	0	0	0	0	78	122	2.25	0.875
Bill Sampen, R ERA: 2.78	(9, 1)	0.2		3	0	0	0	0	1	0	0	0	0	0	10	17	0.00	1.500
Scott Ruskin, L ERA: 2.98	(9, 1)	0.1		1	0	0	0	1	0	0	0	0	0	0	4	5	0.00	0.000

PITCHER		IP	WLS	BF	H	R	ER	SO	BB	IBB	HBP	BLK	WP	HR	S	P	ERA	WHIP

Batter	1	2	3	4	5	6	7	8	9	AB	R	H	RBI	BB	SO	LOB
Delino DeShields, L (1, 4) OBP: 0.380, SLG: 0.395	G4-6-3 1B		L7			G4-6-3 1-2f 2-3			G4-3	4	0	1	0	0	0	2
Dave Martinez, L (1, 8) OBP: 0.336, SLG: 0.463	G4-6-3 1-2f			G3		L6			F8	4	0	0	0	0	0	2
Tim Raines, S (1, 7) OBP: 0.376, SLG: 0.391	F7			G6-3			HR		K	4	1	1	1	0	1	0
Tim Wallach, R (1, 5) OBP: 0.351, SLG: 0.492		F2		K			L6			3	0	0	0	0	1	0
Larry Walker, L (1, 9) OBP: 0.305, SLG: 0.415 Marquis Grissom, R (7, PH) OBP: 0.308, SLG: 0.346 (8, 9)	S 1B				G6-3		G4-3			2 1	0 0	1 0	0 0	0 0	0 0	0 0
Andres Galarraga, R (1, 3) OBP: 0.301, SLG: 0.400	K				F9		F9			3	0	0	0	0	1	1
Jerry Goff, L (1, 2) OBP: 0.347, SLG: 0.338 Otis Nixon, S (8, PH) OBP: 0.337, SLG: 0.317 Bill Sampen, R (9, 1) Scott Ruskin, R (9, 1) OBP: 0.333, SLG: 0.833	P6 1-2				G3-1			G6-3		2 1 0 0	0 0 0 0	0 0 0 0	0 0 0 0	0 0 0 0	0 0 0 0	1 0 0 0
Spike Owen, S (1, 6) OBP: 0.341, SLG: 0.344			G6-3			G4-6-3 BB		F8		2	0	0	0	1	0	0
Dennis Martinez, R (1, 1) OBP: 0.113, SLG: 0.100 Mike Fitzgerald, R (8, PH) OBP: 0.349, SLG: 0.381 (9, 2)			F8			G4-6-3 1-2 BB		K		1 1	0 0	0 0	0 0	1 0	0 1	0 0
Inning Stats	R: 0 E: 0 K: 0 S: 7 H: 1 LOB: 0 BB: 0 P: 8	R: 0 E: 0 K: 1 S: 11 H: 1 LOB: 1 BB: 0 P: 18	R: 0 E: 0 K: 0 S: 10 H: 0 LOB: 0 BB: 0 P: 14	R: 0 E: 0 K: 1 S: 7 H: 0 LOB: 0 BB: 0 P: 10	R: 0 E: 0 K: 0 S: 7 H: 0 LOB: 0 BB: 0 P: 12	R: 0 E: 0 K: 0 S: 7 H: 0 LOB: 1 BB: 2 P: 18	R: 1 E: 0 K: 0 S: 9 H: 1 LOB: 0 BB: 0 P: 13	R: 0 E: 0 K: 1 S: 8 H: 0 LOB: 0 BB: 0 P: 14	R: 0 E: 0 K: 1 S: 11 H: 0 LOB: 0 BB: 0 P: 16	1B: 2 2B: 0 3B: 0 HR: 1 SF: 0 SAC: 0 DP: 2 HBP: 0						

PITCHER		IP	WLS	BF	H	R	ER	SO	BB	IBB	HBP	BLK	WP	HR	S	P	ERA	WHIP
Andy Benes, R ERA: 3.6	(1, 1)	6.1	W	22	3	1	1	2	2	0	0	0	0	1	53	88	1.42	0.789
Rich Rodriguez, L ERA: 2.67	(7, 1)	1.1		4	0	0	0	0	0	0	0	0	0	0	10	14	0.00	0.000
Greg Harris, R ERA: 2.51	(8, 1)	0.1		1	0	0	0	1	0	0	0	0	0	0	3	5	0.00	0.000
Craig Lefferts, L ERA: 2.55	(9, 1)	1.0	S	3	0	0	0	1	0	0	0	0	0	0	11	16	0.00	0.000

PITCHER	IP	WLS	BF	H	R	ER	SO	BB	IBB	HBP	BLK	WP	HR	S	P	ERA	WHIP

BOTTOM

San Diego Padres @ Montreal Expos

Olympic Stadium, Montreal, QB

Fri Aug 24 1990, 7:05 PM EDT

Att. 17,473 - Dome

livebaseballscorecards.com

AB	28
R	1
H	3
RBI	1
BB	2
SO	4
LOB	6

WP: 0 PA: 30
PB: 0
SB: 1
CS: 0

San Diego Padres @ Montreal Expos

Olympic Stadium, Montreal, QB

Sat Aug 25 1990, 7:05 PM EDT

Att. 18,239 - Dome

TOP

livebaseballscorecards.com

Batter	1	2	3	4	5	6	7	8	9	AB	R	H	RBI	BB	SO	LOB
Bip Roberts, S (1, 5) OBP: 0.366, SLG: 0.417	X 0-0 HR		F X 0-1 ② G1-3			B B C X 2-1 S 2B		B B X 2-0 ③ P5		4	1	2	1	0	0	1
Roberto Alomar, S (1, 4) OBP: 0.350, SLG: 0.385	B F S F C 1-3 ① K		F F F X 0-2 ③ F8			C F F S 0-3 ② K 2-3			S C X 0-2 ① G3-1	4	0	0	0	0	2	1
Tony Gwynn, L (1, 9) OBP: 0.363, SLG: 0.421	C B B X 2-1 ② F9			C F X 0-2 ① F8		C X 0-1 ③ G3			F S B F F X 1-2 CS 1B	4	0	1	0	0	0	1
Joe Carter, R (1, 7) OBP: 0.288, SLG: 0.403	F F X 0-2 ③ L9			X 0-0 ② F9			F B C F F F X 1-2 ① F8		B F C B X 2-2 ②③ G5-3 1-2	4	0	0	0	0	0	1
Benito Santiago, R (1, 2) OBP: 0.360, SLG: 0.474		X 0-0 ① F9		B C X 1-1 ③ G6-3			C F C 0-3 ② K			3	0	0	0	0	1	0
Jerald Clark, R (1, 3) OBP: 0.279, SLG: 0.373		X 0-0 ② P3			F C X 0-2 ① G6-3		B S S X 1-2 ③ F9			3	0	0	0	0	0	0
Garry Templeton, S (1, 6) OBP: 0.276, SLG: 0.356		C F X 0-2 1B			S S S 0-3 ② K			B B C B F B 4-2 FC2-6 BB		2	0	1	0	1	1	0
Shawn Abner, R (1, 8) OBP: 0.291, SLG: 0.314		1 SAFE B 1 SAFE B X 2-0 ③ F8			B B X 2-0 ③ F9			X 0-0 ① FC2-6 S 1-2f		3	0	0	0	0	0	2
Dennis Rasmussen, L (1, 1) OBP: 0.300, SLG: 0.313 Fred Lynn, L (8, PH) OBP: 0.314, SLG: 0.376 Eric Show, R (8, 1) OBP: 0.208, SLG: 0.250			C B C B C 2-3 ① K			C F F C 0-3 ① K		S 1 SAFE F 1 SAFE 1 SAFE B B B S 3-3 ② K 1-2		2 1 0	0 0 0	0 0 0	0 0 0	0 0 0	2 1 0	0 1 0
Inning Stats	R: 1 E: 0 K: 1 S: 10 H: 1 LOB: 0 BB: 0 P: 13	R: 0 E: 0 K: 0 S: 6 H: 1 LOB: 1 BB: 0 P: 8	R: 0 E: 0 K: 1 S: 9 H: 0 LOB: 0 BB: 0 P: 11	R: 0 E: 0 K: 0 S: 6 H: 0 LOB: 0 BB: 0 P: 7	R: 0 E: 0 K: 1 S: 7 H: 0 LOB: 0 BB: 0 P: 9	R: 0 E: 0 K: 2 S: 12 H: 1 LOB: 1 BB: 0 P: 14	R: 0 E: 0 K: 1 S: 12 H: 0 LOB: 0 BB: 0 P: 14	R: 0 E: 0 K: 1 S: 7 H: 0 LOB: 1 BB: 1 P: 16	R: 0 E: 0 K: 0 S: 11 H: 1 LOB: 0 BB: 0 P: 14	1B: 2 2B: 1 3B: 0 HR: 1	SF: 0 SAC: 0 DP: 0 HBP: 0						

	AB	30
	R	1
	H	4
	RBI	1
	BB	1
	SO	7
	LOB	7

WP: 0 PB: 0 SB: 2 CS: 1 PA: 31

PITCHER		IP	WLS	BF	H	R	ER	SO	BB	IBB	HBP	BLK	WP	HR	S	P	ERA	WHIP
Chris Nabholz, L ERA: 3.09	(1, 1)	7.0	W	25	3	1	1	6	1	0	0	0	0	1	64	82	1.29	0.571
Mel Rojas, R ERA: 1.31	(8, 1)	2.0	S	6	1	0	0	1	0	0	0	0	0	0	16	24	0.00	0.500

PITCHER	IP	WLS	BF	H	R	ER	SO	BB	IBB	HBP	BLK	WP	HR	S	P	ERA	WHIP

Batter	1	2	3	4	5	6	7	8	9	AB	R	H	RBI	BB	SO	LOB
Otis Nixon, S (1, 8) OBP: 0.346, SLG: 0.319	BBBCB 4-1 S BB		FX 0-1 ② G5-3			BSBBB 4-1 G4-3 SH1-3 1B BB		SBCFX 1-2 1B G1-3 1B		2	1	1	0	2	0	0
Marquis Grissom, R (1, 9) OBP: 0.309, SLG: 0.344	X 0-0 ① P6		BBCBB 4-1 BB			X 0-0 ① SH1-3 1-2		B 1 SAFE X 1-0 ② G1-3 1-2		1	0	0	0	1	0	1
Larry Walker, L (8, PH) OBP: 0.304, SLG: 0.414 (9, 9)										1	0	0	0	0	0	1
Tim Raines, S (1, 7) OBP: 0.377, SLG: 0.390	B 1 SAFE C 1 SAFE CFFB 4-2 FBB 1-3 BB		X 0-0 ③ F8			B X 1-0 ② G4-3 2-3		X 0-0 ③ 2-3 1B		3	0	1	0	1	0	2
Tim Wallach, R (1, 5) OBP: 0.351, SLG: 0.491	CCFS 0-3 ② K			FBBFX 2-2 ① G5-3		B X 1-0 ③ 3-H 1B				3	0	1	1	0	1	2
Andres Galarraga, R (1, 3) OBP: 0.301, SLG: 0.406	B X 1-0 ③ G1-3			CFC 0-3 ② K			C X 0-1 HR			3	1	1	1	0	1	2
Mike Fitzgerald, R (1, 2) OBP: 0.349, SLG: 0.378		SBBBB 4-1 G5-4-3 BB		CBBX 2-1 ③ G6-3			BCBX 2-1 ① P5			2	0	0	0	1	0	0
Junior Noboa, R (1, 4) OBP: 0.280, SLG: 0.319		CFFBX 1-2 ①② G5-4-3 1-2f			BBX 2-0 ① F7		FFS 0-3 ② K2-3			3	0	0	0	0	1	1
Spike Owen, S (1, 6) OBP: 0.339, SLG: 0.342		FFBC 1-3 ③ K			CX 0-1 ② P5		FBX 1-1 ③ F8			3	0	0	0	0	1	0
Chris Nabholz, L (1, 1) Mel Rojas, R (8, 1)			CFC 0-3 ① K		BCX 1-1 ③ F8			CFS 0-3 ① K		2	0	0	0	0	1	0
										1	0	0	0	0	1	0
Inning Stats	R: 0 H: 0 E: 0 LOB: 2 K: 1 BB: 2 S: 12 P: 21	R: 0 H: 0 E: 0 LOB: 0 K: 1 BB: 1 S: 8 P: 14	R: 0 H: 0 E: 0 LOB: 1 K: 1 BB: 1 S: 7 P: 11	R: 0 H: 0 E: 0 LOB: 0 K: 1 BB: 0 S: 8 P: 12	R: 0 H: 0 E: 0 LOB: 1 K: 0 BB: 0 S: 5 P: 8	R: 1 H: 1 E: 0 LOB: 1 K: 0 BB: 1 S: 4 P: 10	R: 1 H: 1 E: 0 LOB: 0 K: 1 BB: 0 S: 9 P: 12	R: 0 H: 2 E: 0 LOB: 2 K: 1 BB: 0 S: 9 P: 11		1B: 3 SF: 0 2B: 0 SAC: 1 3B: 0 DP: 1 HR: 1 HBP: 0				WP: 0 PA: 30 PB: 0 SB: 2 CS: 0		

PITCHER		IP	WLS	BF	H	R	ER	SO	BB	IBB	HBP	BLK	WP	HR	S	P	ERA	WHIP
Dennis Rasmussen, L ERA: 4.38	(1, 1)	7.0	L	26	2	2	2	5	5	0	0	0	0	1	53	88	2.57	1.000
Eric Show, R ERA: 5.77	(8, 1)	1.0		4	2	0	0	1	0	0	0	0	0	0	9	11	0.00	2.000

PITCHER	IP	WLS	BF	H	R	ER	SO	BB	IBB	HBP	BLK	WP	HR	S	P	ERA	WHIP

BOTTOM

San Diego Padres @ Montreal Expos

Olympic Stadium, Montreal, QB

Sat Aug 25 1990, 7:05 PM EDT

Att. 18,239 - Dome

livebaseballscorecards.com

AB	24
R	2
H	4
RBI	2
BB	5
SO	6
LOB	9

San Diego Padres @ Montreal Expos

Olympic Stadium, Montreal, QB

Sun Aug 26 1990, 7:05 PM EDT

Att. 27,650 - Dome

TOP

livebaseballscorecards.com

Batter	1	2	3	4	5	6	7	8	9	AB	R	H	RBI	BB	SO	LOB
Bip Roberts, S (1, 7) OBP: 0.364, SLG: 0.418	K	SF7 3-H			SH1-3 SF9 2B	F7			K	4	1	1	1	0	2	2
Roberto Alomar, S (1, 4) OBP: 0.350, SLG: 0.384	WP 1B	G3			SH1-3 2-3		G5-3		G6-4-3 1-2f	4	0	1	0	0	0	3
Tony Gwynn, L (1, 9) OBP: 0.364, SLG: 0.421	FC6-4 1-2 BB		CS 1B		SF9 3-H		F7			2	0	1	1	1	0	0
Joe Carter, R (1, 8) OBP: 0.288, SLG: 0.402	P3	F7			1B S 1B		F9			4	0	1	0	0	0	3
Mike Pagliarulo, L (1, 5) OBP: 0.325, SLG: 0.347	FC6-4 1-2f	K 1-2			1-3 1B			G5-3		4	0	1	0	0	1	3
Phil Stephenson, L (1, 3) OBP: 0.337, SLG: 0.367		1B		L9	G4-3			1B		4	0	2	0	0	0	2
Mark Parent, R (1, 2) OBP: 0.291, SLG: 0.327		2B SF7 1B		1B		G5-3		F7		4	1	2	0	0	0	1
Garry Templeton, S (1, 6) OBP: 0.278, SLG: 0.360		1-3 2B		K		1B		G6-3		4	0	2	0	0	1	2
Bruce Hurst, L (1, 1) OBP: 0.179, SLG: 0.115		BB		K	K	K			G6-4-3 1B	2	0	0	0	1	2	2
Shawn Abner, R (9, PH) OBP: 0.295, SLG: 0.319										1	0	1	0	0	0	0
Inning Stats	R: 0 E: 0 K: 1 S: 12 H: 1 LOB: 2 BB: 1 P: 23	R: 1 E: 0 K: 0 S: 12 H: 3 LOB: 2 BB: 1 P: 21	R: 0 E: 0 K: 1 S: 11 H: 1 LOB: 0 BB: 0 P: 17	R: 0 E: 0 K: 2 S: 14 H: 1 LOB: 1 BB: 0 P: 23	R: 1 E: 0 K: 0 S: 11 H: 3 LOB: 2 BB: 0 P: 17	R: 0 E: 0 K: 1 S: 8 H: 1 LOB: 1 BB: 0 P: 12	R: 0 E: 0 K: 0 S: 6 H: 0 LOB: 0 BB: 0 P: 8	R: 0 E: 0 K: 0 S: 9 H: 1 LOB: 1 BB: 0 P: 14	R: 0 E: 0 K: 1 S: 9 H: 1 LOB: 0 BB: 0 P: 15	1B: 10 2B: 2 3B: 0 HR: 0 SF: 2 SAC: 1 DP: 1 HBP: 0	WP: 1 PB: 0 SB: 1 CS: 1 PA: 38					

	AB	33
	R	2
	H	12
	RBI	2
	BB	2
	SO	6
	LOB	18

PITCHER		IP	WLS	BF	H	R	ER	SO	BB	IBB	HBP	BLK	WP	HR	S	P	ERA	WHIP
Kevin Gross, R ERA: 4.53	(1, 1)	5.0		24	9	2	2	4	2	0	0	0	1	0	60	101	3.60	2.200
Scott Ruskin, L ERA: 2.88	(6, 1)	2.0		7	1	0	0	1	0	0	0	0	0	0	14	20	0.00	0.500
Steve Frey, L ERA: 2.77	(8, 1)	2.0	W	7	2	0	0	1	0	0	0	0	0	0	18	29	0.00	1.000

PITCHER	IP	WLS	BF	H	R	ER	SO	BB	IBB	HBP	BLK	WP	HR	S	P	ERA	WHIP

San Diego Padres @ Montreal Expos

Olympic Stadium, Montreal, QB

Sun Aug 26 1990, 7:05 PM EDT

Att. 27,650 - Dome

livebaseballscorecards.com

Batter	1	2	3	4	5	6	7	8	9	AB	R	H	RBI	BB	SO	LOB
Marquis Grissom, R (1, 8) OBP: 0.312, SLG: 0.347	CBFX 1-2 S SH1-3 CS 1B		CBX 1-1 ① G6-3		BX 1-0 G4-3 1B		SBSFC 1-3 ③ K			4	1	2	0	0	1	1
Junior Noboa, R (1, 4) OBP: 0.288, SLG: 0.333	X 0-0 ① SH1-3 1-2		X 0-0 F8 2B		B 1 SAFE SX 1-1 ② G4-3 1-2			X 0-0 1B HR 1B		3	1	2	0	0	0	1
Tim Raines, S (1, 7) OBP: 0.378, SLG: 0.390	BCBBB 4-1 CS 2-3 BB		CBX 1-1 ② F8 2-3		BFFBC 2-3 ③ K			1 SAFE CX 0-1 1-2 HR 1B		3	1	1	0	1	1	2
Tim Wallach, R (1, 5) OBP: 0.350, SLG: 0.489	1 SAFE X 0-0 ② 1-2 3-H 1B		SSBFBX 2-2 ③ F8			BBFFX 2-2 ① P4		SX 0-1 ① F8		4	0	1	0	0	0	3
Andres Galarraga, R (1, 3) OBP: 0.299, SLG: 0.403	CSS 1 SAFE 1 SAFE S 0-3 ③ K			BSBSSS 2-3 ① K		BCSSBX 2-2 ② G4-3		SSS 0-3 ② K		4	0	0	0	0	3	3
Larry Walker, L (1, 9) OBP: 0.304, SLG: 0.421		CCBBS 2-3 ① K		CX 0-1 ② F9		SCBBS 1-3 ③ K		X 0-0 1-H 2-H HR		4	1	1	3	0	2	0
Mike Fitzgerald, R (1, 2) OBP: 0.354, SLG: 0.378		BBSFBB 4-2 BB		FBX 1-1 1B			BBFSBB 4-2 SH 8-2 BB	BSBX 2-1 ③ F9		2	0	1	0	2	0	0
Spike Owen, S (1, 6) OBP: 0.337, SLG: 0.340		BX 1-0 ② P6		BSX 1-1 ③ F9			1 SAFE 1 SAFE X 0-0 SH 8-2 1-3			2	0	0	0	0	0	2
Kevin Gross, R (1, 1) OBP: 0.234, SLG: 0.356		FSS 0-3 ③ K			SSX 0-2 ① F7		FFBX 1-2 ①② 8-2 2-3 3-Hf			1	0	0	0	0	1	1
Scott Ruskin, R (5, PH) OBP: 0.286, SLG: 0.714 (6, 1)										1	0	0	0	0	0	0
Otis Nixon, S (7, PH) OBP: 0.344, SLG: 0.317										1	0	0	0	0	0	2
Steve Frey, R (8, 1)										0	0	0	0	0	0	0
Inning Stats	R: 1 E: 0 K: 1 S: 9 H: 2 LOB: 1 BB: 1 P: 14	R: 0 E: 0 K: 2 S: 9 H: 0 LOB: 1 BB: 1 P: 16	R: 0 E: 0 K: 0 S: 9 H: 1 LOB: 1 BB: 0 P: 13	R: 0 E: 0 K: 1 S: 9 H: 1 LOB: 1 BB: 0 P: 13	R: 0 E: 0 K: 1 S: 9 H: 1 LOB: 1 BB: 0 P: 13	R: 0 E: 0 K: 1 S: 9 H: 0 LOB: 0 BB: 0 P: 14	R: 0 E: 1 K: 1 S: 10 H: 0 LOB: 1 BB: 1 P: 16	R: 3 E: 0 K: 1 S: 11 H: 3 LOB: 0 BB: 0 P: 13		1B: 6 2B: 2 3B: 0 HR: 1	SF: 0 SAC: 2 DP: 1 HBP: 0			WP: 0 PB: 0 SB: 1 CS: 2	PA: 34	

PITCHER	IP	WLS	BF	H	R	ER	SO	BB	IBB	HBP	BLK	WP	HR	S	P	ERA	WHIP
Bruce Hurst, L (1, 1) ERA: 3.62	8.0	L	34	8	4	4	8	3	0	0	0	0	1	75	112	4.50	1.375

PITCHER	IP	WLS	BF	H	R	ER	SO	BB	IBB	HBP	BLK	WP	HR	S	P	ERA	WHIP

AB	29
R	4
H	8
RBI	3
BB	3
SO	8
LOB	15

San Diego Padres @ Montreal Expos

Olympic Stadium, Montreal, QB

Mon Aug 27 1990, 3:33 AM EDT

Att. 13,403 - Unknown

TOP

livebaseballscorecards.com

Batter	1	2	3	4	5	6	7	8	9	AB	R	H	RBI	BB	SO	LOB
Bip Roberts, S (1, 7) OBP: 0.369, SLG: 0.425	C F X 0-2 ① F8		F F X 0-2 G4-6-3 1-2 1B		X 0-0 2-H 1B		X 0-0 1B S 1B		F B F B F F X 2-2 2B	5	0	4	1	0	0	0
Roberto Alomar, S (1, 4) OBP: 0.348, SLG: 0.381	C F F B B X 2-2 ② F8		F S X 0-2 ②③ G4-6-3 1-2f		1 SAFE 1 SAFE S P F 1 SAFE P X 2-2 ③ G3		F SAFE X 0-1 ② F7		B B B C B 4-1 BB	4	0	0	0	1	0	4
Benito Santiago, R (1, 2) OBP: 0.361, SLG: 0.473	S B X 1-1 ③ F7			F X 0-1 ① P3		X 0-0 1B	1 SAFE X 0-0 ③ 1-3 1B		C C B S 1-3 ③ K	5	0	2	0	0	1	2
Joe Carter, R (1, 8) OBP: 0.287, SLG: 0.407		B F X 1-1 ① G6-3		C X 0-1 HR		C S X 0-2 ① L6		X 0-0 E5 G6-3 1B		4	1	1	1	0	0	1
Fred Lynn, L (1, 9) OBP: 0.312, SLG: 0.373		B F C B F X 2-2 ② F9		C C F B B F X 2-2 ② G4-3		S C F S 0-3 ② K		B X 1-0 G6-3 1-2 1B		4	0	1	0	0	1	1
Mike Pagliarulo, L (1, 5) OBP: 0.324, SLG: 0.344		B C B F B F F B 4-2 BB		S X 0-1 ③ G4-3		B X 1-0 ③ F8		C X 0-1 ①② G6-3 1-2f 2-3		3	0	0	0	1	0	3
Phil Stephenson, L (1, 3) OBP: 0.341, SLG: 0.362		B S C B X 2-2 ③ F9			C B B B B 4-1 SH5-3 1B BB		F B S F F B F B B 4-2 HR BB		B C B F C 2-3 ③ K	2	2	0	0	2	1	2
Garry Templeton, S (1, 6) OBP: 0.278, SLG: 0.367			F X 0-1 ① F7		S C F F F 1 SAFE F F 1 SAFE 1-2 P X ① F8		B X 1-0 1-H HR		C S F S 0-3 ① K	4	1	1	2	0	1	1
Ed Whitson, R (1, 1) OBP: 0.145, SLG: 0.204			X 0-0 1B 1B		1 SAFE L X 0-1 ② SH5-3 1-2		F X 0-1 ① P6		F S F B B B C 2-3 ② K	3	0	1	0	0	1	0
Craig Lefferts, L (9, 1) OBP: 0.250, SLG: 0.250										0	0	0	0	0	0	0
Inning Stats	R: 0 E: 0 K: 0 S: 9 H: 0 LOB: 0 BB: 0 P: 12	R: 0 E: 0 K: 0 S: 13 H: 0 LOB: 1 BB: 1 P: 22	R: 0 E: 0 K: 0 S: 9 H: 2 LOB: 1 BB: 0 P: 9	R: 1 E: 0 K: 0 S: 11 H: 1 LOB: 0 BB: 0 P: 13	R: 1 E: 0 K: 0 S: 18 H: 1 LOB: 1 BB: 1 P: 22	R: 0 E: 0 K: 1 S: 8 H: 1 LOB: 1 BB: 0 P: 9	R: 2 E: 0 K: 0 S: 12 H: 3 LOB: 2 BB: 1 P: 17	R: 0 E: 1 K: 1 S: 7 H: 1 LOB: 1 BB: 0 P: 10	R: 0 E: 0 K: 3 S: 17 H: 1 LOB: 2 BB: 1 P: 26	1B: 7 2B: 1 3B: 0 HR: 2 SF: 0 SAC: 1 DP: 2 HBP: 0							

	AB	34
	R	4
	H	10
	RBI	4
	BB	4
	SO	5
	LOB	14

WP: 0 PB: 0 SB: 1 CS: 0 PA: 39

PITCHER		IP	WLS	BF	H	R	ER	SO	BB	IBB	HBP	BLK	WP	HR	S	P	ERA	WHIP
Oil Can Boyd, R ERA: 3.2	(1, 1)	6.1	L	28	7	4	4	1	3	0	0	0	0	2	77	101	5.68	1.579
Scott Ruskin, L ERA: 2.79	(7, 1)	1.2		6	2	0	0	1	0	0	0	0	0	0	10	13	0.00	1.200
Bill Sampen, R ERA: 2.75	(9, 1)	1.0		5	1	0	0	3	1	0	0	0	0	0	17	26	0.00	2.000

PITCHER		IP	WLS	BF	H	R	ER	SO	BB	IBB	HBP	BLK	WP	HR	S	P	ERA	WHIP

Batter	1	2	3	4	5	6	7	8	9	AB	R	H	RBI	BB	SO	LOB
Delino DeShields, L (1, 4) OBP: 0.377, SLG: 0.390	C B C S 1-3 ① K		C B F F B B F X 3-2 ② F8		C B B B C C 3-3 ③ K			C F X 0-2 ② G4-3		4	0	0	0	0	2	0
Dave Martinez, L (1, 8) OBP: 0.335, SLG: 0.460	F X 0-1 ② F9		X 0-0 CS 1B			X 0-0 ① F8		C X 0-1 ③ F9		4	0	1	0	0	0	0
Tim Raines, S (1, 7) OBP: 0.377, SLG: 0.388	X 0-0 FC6-4 1B		1 SAFE F C 1 SAFE P F 1 SAFE B 2-2 ③ CS 1-2	B C C B B X 3-2 ① F8		B X 1-0 ② G3			B F C B B F S 3-3 ① K	4	0	1	0	0	1	0
Tim Wallach, R (1, 5) OBP: 0.353, SLG: 0.491	B 1 SAFE X 1-0 ③ FC6-4 1-2f			B C F F X 1-2 1B 1B		B B B C X 3-1 ③ 1B			C S X 0-2 BB 1B 1B	4	0	3	0	0	0	1
Larry Walker, L (1, 9) OBP: 0.306, SLG: 0.425		C S F X 0-2 F8 SF8 2B		C F B 1 SAFE F F S 2-3 ② K			X 0-0 1B		B B C X 2-1 ② F7	4	1	2	0	0	1	2
Mike Aldrete, L (1, 3) OBP: 0.370, SLG: 0.324		C F B B B X 2-2 ① F8 2-3		B B B C F F X 3-2 1B 1-2			B 1 SAFE X 1-0 ① F8		C X 0-1 BB 1B 1-2	4	0	2	0	0	0	2
Mike Fitzgerald, R (1, 2) OBP: 0.353, SLG: 0.375 Marquis Grissom, R (9, PR) OBP: 0.312, SLG: 0.347		X 0-0 ② SF8 3-H		X 0-0 ③ L6			C F X 0-2 ② F7		C F B B F F B F B 4-2 BB 1-2 2-3	2 0	0 0	0 0	1 0	1 0	0 0	3 0
Tom Foley, L (1, 6) OBP: 0.291, SLG: 0.260 Andres Galarraga, R (9, PH) OBP: 0.298, SLG: 0.402		B C X 1-1 ③ G3			X 0-0 ① P4		X 0-0 ③ F9		B X 1-0 ③ F7	3 1	0 0	0 0	0 0	0 0	0 0	1 3
Oil Can Boyd, R (1, 1) OBP: 0.064, SLG: 0.064 Scott Ruskin, R (7, 1) OBP: 0.286, SLG: 0.714 Otis Nixon, S (8, PH) OBP: 0.342, SLG: 0.315 Bill Sampen, R (9, 1)			B C X 1-1 ① G4-3		C X 0-1 ② P4			B X 1-0 ① G4-3		2 0 1 0	0 0 0 0	0 0 0 0	0 0 0 0	0 0 0 0	0 0 0 0	0 0 0 0
Inning Stats	R: 0 H: 1 E: 0 LOB: 1 K: 1 BB: 0 S: 7 P: 9	R: 1 H: 1 E: 0 LOB: 0 K: 0 BB: 0 S: 10 P: 13	R: 0 H: 1 E: 0 LOB: 0 K: 0 BB: 0 S: 12 P: 17	R: 0 H: 2 E: 0 LOB: 2 K: 1 BB: 0 S: 17 P: 26	R: 0 H: 0 E: 0 LOB: 0 K: 1 BB: 0 S: 6 P: 9	R: 0 H: 1 E: 0 LOB: 1 K: 0 BB: 0 S: 4 P: 8	R: 0 H: 1 E: 0 LOB: 1 K: 0 BB: 0 S: 6 P: 7	R: 0 H: 0 E: 0 LOB: 0 K: 0 BB: 0 S: 6 P: 7	R: 0 H: 2 E: 0 LOB: 3 K: 1 BB: 1 S: 17 P: 27	1B: 8 2B: 1 3B: 0 HR: 0	SF: 1 SAC: 0 DP: 0 HBP: 0					

PITCHER		IP	WLS	BF	H	R	ER	SO	BB	IBB	HBP	BLK	WP	HR	S	P	ERA	WHIP
Ed Whitson, R ERA: 2.35	(1, 1)	8.2	W	34	9	1	1	4	1	0	0	0	0	0	84	121	1.04	1.154
Craig Lefferts, L ERA: 2.54	(9, 1)	0.1	S	1	0	0	0	0	0	0	0	0	0	0	1	2	0.00	0.000

PITCHER	IP	WLS	BF	H	R	ER	SO	BB	IBB	HBP	BLK	WP	HR	S	P	ERA	WHIP

BOTTOM

San Diego Padres @ Montreal Expos

Olympic Stadium, Montreal, QB

Mon Aug 27 1990, 3:33 AM EDT

Att. 13,403 - Unknown

livebaseballscorecards.com

AB	33
R	1
H	9
RBI	1
BB	1
SO	4
LOB	12

PA: 36

WP: 0
PB: 0
SB: 0
CS: 1

Batter	1	2	3	4	5	6	7	8	9	AB	R	H	RBI	BB	SO	LOB
Brett Butler, L (1, 8) OBP: 0.388, SLG: 0.357	6-3		K			2B	1-2 2-H 1B		1B	5	1	3	1	0	1	0
Mike Kingery, L (1, 9) OBP: 0.314, SLG: 0.310	K		G3			3-H 2B	F9		K	3	0	1	1	0	1	0
Greg Litton, R (7, PH) OBP: 0.280, SLG: 0.300 (7, 9)										2	0	0	0	0	1	3
Will Clark, L (1, 3) OBP: 0.348, SLG: 0.444	K			L6		BB		F8		3	0	0	0	1	1	0
Kevin Mitchell, R (1, 7) OBP: 0.375, SLG: 0.553		1-3		PB 1B		K		5-3 2B		4	0	2	0	0	1	2
Matt Williams, R (1, 5) OBP: 0.317, SLG: 0.488		K		K 1-2		6-3		5-3 2-3		4	0	0	0	0	2	4
Ernest Riles, L (1, 6) OBP: 0.353, SLG: 0.464		BB			F8		BB 1B BB	BB		1	1	0	0	3	0	0
Terry Kennedy, L (1, 2) OBP: 0.346, SLG: 0.378		K			1-3		K	K		3	0	0	0	0	2	2
Gary Carter, R (8, PH) OBP: 0.329, SLG: 0.411 (8, 2)										1	0	0	0	0	1	2
Robby Thompson, R (1, 4) OBP: 0.302, SLG: 0.389			K		K		K		F3	4	0	0	0	0	3	1
Scott Garrelts, R (1, 1) OBP: 0.056, SLG: 0.085			K			K	1B 1-2 BB		F7	1	0	0	0	0	1	0
Randy O'Neal, R (4, 1) OBP: 0.200, SLG: 0.200										0	0	0	0	0	0	0
Jose Uribe, S (6, PH) OBP: 0.301, SLG: 0.318										1	0	0	0	0	1	0
Mark Dewey, R (6, 1)										0	0	0	0	0	0	0
Bill Bathe, R (7, PH) OBP: 0.235, SLG: 0.389										0	0	0	1	0	0	0
Francisco Oliveras, R (7, 1)										0	0	0	0	0	0	0
Mike Benjamin, R (9, PH) OBP: 0.375, SLG: 0.857										1	0	0	0	0	0	0
Inning Stats	R: 0 E: 0 K: 2 S: 7 H: 0 LOB: 0 BB: 0 P: 7	R: 0 E: 0 K: 2 S: 7 H: 0 LOB: 1 BB: 1 P: 11	R: 0 E: 0 K: 3 S: 9 H: 0 LOB: 0 BB: 0 P: 9	R: 0 E: 0 K: 1 S: 6 H: 1 LOB: 1 BB: 0 P: 6	R: 0 E: 0 K: 1 S: 5 H: 0 LOB: 0 BB: 0 P: 5	R: 1 E: 0 K: 2 S: 9 H: 2 LOB: 2 BB: 1 P: 13	R: 1 E: 0 K: 2 S: 8 H: 1 LOB: 2 BB: 2 P: 16	R: 0 E: 0 K: 1 S: 6 H: 1 LOB: 2 BB: 1 P: 10	R: 0 E: 0 K: 1 S: 6 H: 1 LOB: 1 BB: 0 P: 6	1B: 3 2B: 2 3B: 1 HR: 0 SF: 0 SAC: 0 DP: 0 HBP: 0						

PITCHER		IP	WLS	BF	H	R	ER	SO	BB	IBB	HBP	BLK	WP	HR	S	P	ERA	WHIP
Mark Gardner, R ERA: 3.02	(1, 1)	6.0	W	23	3	1	1	11	2	0	0	0	0	0	43	51	1.50	0.833
Mel Rojas, R ERA: 1.69	(7, 1)	0.2		5	1	1	1	2	2	0	0	0	0	0	7	15	13.50	4.500
Steve Frey, L ERA: 2.7	(7, 1)	1.0		5	1	0	0	0	1	0	0	0	0	0	4	8	0.00	2.000
Tim Burke, R ERA: 3.31	(8, 1)	1.1	S	5	1	0	0	2	0	0	0	0	0	0	9	9	0.00	0.750

PITCHER	IP	WLS	BF	H	R	ER	SO	BB	IBB	HBP	BLK	WP	HR	S	P	ERA	WHIP

TOP

San Francisco Giants @ Montreal Expos

Olympic Stadium, Montreal, QB

Tue Aug 28 1990, 7:05 PM EDT

Att. 15,357 - Unknown

livebaseballscorecards.com

AB	33
R	2
H	6
RBI	2
BB	5
SO	15
LOB	14

PA: 38

WP: 0
PB: 1
SB: 0
CS: 0

Batter	1	2	3	4	5	6	7	8	9	AB	R	H	RBI	BB	SO	LOB
Delino DeShields, L (1, 4) OBP: 0.377, SLG: 0.393	0-0 ① 4-3	0-0 ③ 4-3		0-0 FC4-6-5-4-2 SF9 1-3 3-H 2B	SSS 0-3 ③ K			0-0 P6 1B		5	1	2	1	0	1	4
Dave Martinez, L (1, 8) OBP: 0.330, SLG: 0.452	0-0 ② F7		0-0 ① F9	0-0 ① FC4-6-5-4-2 SF9 2-3 3-H		0-0 ① F8		0-0 ②③ P6 1-2		5	0	0	0	0	0	3
Tim Raines, S (1, 7) OBP: 0.380, SLG: 0.392	0-0 ③ 4-3		BBB 4-0 WP S BB	4-0 IBB		0-0 S 2B				2	0	1	0	2	0	0
Tim Wallach, R (1, 5) OBP: 0.353, SLG: 0.492		0-0 1B 2B	SSS 0-3 ② K 1-3	0-0 ② SF9 2-3 3-H		SSS 0-3 ② K 2-3				3	1	1	1	0	2	2
Larry Walker, L (1, 9) OBP: 0.305, SLG: 0.421	0-0 ① 4-3		BBBB 4-0 BB	0-0 ③ 4-3		0-0 ③ F8				3	0	0	0	1	0	4
Andres Galarraga, R (1, 3) OBP: 0.300, SLG: 0.403	0-0 1B 1B 2-H 1B	SSS 0-3 ③ K			0-0 ① 6-3		0-0 G3-6-3 1B			4	1	2	1	0	1	2
Jerry Goff, L (1, 2) OBP: 0.364, SLG: 0.349	0-0 SH1-4 1B 2-3 1B		BBBB 4-0 2B BB		0-0 FC3-5 1B 1B		0-0 ① F6			3	1	2	0	1	0	1
Spike Owen, S (1, 6) OBP: 0.341, SLG: 0.347 Tim Burke, R (8, 1) OBP: 0.250, SLG: 0.250	0-0 SH1-4 1-2 3-H 1B			0-0 SH 2B 1-H 2B	0-0 FC3-5 1-2 1B		0-0 ②③ G3-6-3 1-2f			4 0	1 0	3 0	2 0	0 0	0 0	1 0
Mark Gardner, R (1, 1) OBP: 0.116, SLG: 0.186 Mel Rojas, R (7, 1) Steve Frey, R (7, 1) Tom Foley, L (8, 6) OBP: 0.289, SLG: 0.258	0-0 ② SH1-4 1-2 2-3			0-0 SH 2B FC4-6-5-4-3 2-3	0-0 ② FC3-5 1-2 2-3f			SSS 0-3 ① K		1 0 0 1	0 0 0 0	0 0 0 0	0 0 0 0	0 0 0 0	0 0 0 1	2 0 0 0
Inning Stats	R: 0 E: 0 K: 0 S: 3 H: 0 LOB: 0 BB: 0 P: 3	R: 2 E: 0 K: 0 S: 7 H: 4 LOB: 2 BB: 0 P: 7	R: 0 E: 0 K: 2 S: 7 H: 0 LOB: 2 BB: 2 P: 15	R: 3 E: 1 K: 0 S: 6 H: 2 LOB: 2 BB: 2 P: 14	R: 0 E: 0 K: 1 S: 7 H: 2 LOB: 2 BB: 0 P: 7	R: 0 E: 0 K: 1 S: 6 H: 1 LOB: 1 BB: 0 P: 6	R: 0 E: 0 K: 0 S: 3 H: 1 LOB: 0 BB: 0 P: 3	R: 0 E: 0 K: 1 S: 5 H: 1 LOB: 0 BB: 0 P: 5		1B: 7 2B: 4 3B: 0 HR: 0		SF: 1 SAC: 2 DP: 1 HBP: 0				

PITCHER		IP	WLS	BF	H	R	ER	SO	BB	IBB	HBP	BLK	WP	HR	S	P	ERA	WHIP
Scott Garrelts, R ERA: 4.25	(1, 1)	3.0	L	19	6	5	4	2	3	0	0	0	1	0	20	32	12.00	3.000
Randy O'Neal, R ERA: 3.06	(4, 1)	2.0		9	2	0	0	1	0	1	0	0	0	0	10	14	0.00	1.000
Mark Dewey, R ERA:	(6, 1)	1.0		4	1	0	0	1	0	0	0	0	0	0	6	6	0.00	1.000
Francisco Oliveras, R ERA: 3.53	(7, 1)	2.0		6	2	0	0	1	0	0	0	0	0	0	8	8	0.00	1.000

PITCHER	IP	WLS	BF	H	R	ER	SO	BB	IBB	HBP	BLK	WP	HR	S	P	ERA	WHIP

BOTTOM

San Francisco Giants @ Montreal Expos

Olympic Stadium, Montreal, QB

Tue Aug 28 1990, 7:05 PM EDT

Att. 15,357 - Unknown

livebaseballscorecards.com

AB	31
R	5
H	11
RBI	5
BB	4
SO	5
LOB	19

1B: 7 2B: 4 3B: 0 HR: 0 SF: 1 SAC: 2 DP: 1 HBP: 0

WP: 1 PB: 0 SB: 2 CS: 0 PA: 38

Batter	1	2	3	4	5	6	7	8	9	AB	R	H	RBI	BB	SO	LOB
Brett Butler, L (1, 8) OBP: 0.385, SLG: 0.354	C F B B X 2-2 ① G4-3		X 0-0 ② G4-3 3-H			X 0-0 ① L5		B B C F S 2-3 ① K		4	0	0	1	0	1	0
Mike Kingery, L (1, 9) OBP: 0.314, SLG: 0.310 Greg Litton, R (8, PH) OBP: 0.278, SLG: 0.298 (8, 9)	B F S S 1-3 ② K		B X 1-0 1B			B B X 2-0 ② L9		S X 0-1 ② G4-3		3 1	0 0	1 0	0 0	0 0	1 0	0 0
Will Clark, L (1, 3) OBP: 0.347, SLG: 0.442	B B X 2-0 ③ G1-3		X 0-0 ③ G6-3			B B X 2-0 HR 1B		B X 1-0 ③ F9		4	1	1	0	0	0	1
Kevin Mitchell, R (1, 7) OBP: 0.376, SLG: 0.566		X 0-0 ① P4		F B X 1-1 ① G6-3		C S F X 0-2 1-H HR			C X 0-1 HR	4	2	2	3	0	0	0
Matt Williams, R (1, 5) OBP: 0.315, SLG: 0.484		L B X 1-1 ② G5-3		S X 0-1 ② P4		F C X 0-2 ③ P3			X 0-0 ① F8	4	0	0	0	0	0	0
Terry Kennedy, L (1, 2) OBP: 0.344, SLG: 0.375 Gary Carter, R (7, PH) OBP: 0.326, SLG: 0.407 (7, 2)		B X 1-0 ③ G5-3		B S F B X 2-2 ③ G4-3			C B B F B X 3-2 ① F7		S F B F S 1-3 ② K	2 2	0 0	0 0	0 0	0 0	0 1	0 0
Robby Thompson, R (1, 4) OBP: 0.304, SLG: 0.396			C B F B F B H 4-2 2B HBP		B B S C X 2-2 ① G5-3		C B X 1-1 ② P3		C B F F B F F X 2-2 HR	3	2	1	1	0	0	0
Mike Benjamin, R (1, 6) OBP: 0.417, SLG: 0.818 Steve Bedrosian, R (9, 1) OBP: 0.333, SLG: 0.333			X 0-0 SH5-4 1-H G4-3 2B		C C B B B X 3-2 ② L7		B X 1-0 1B		B X 1-0 ③ L8	4 0	1 0	2 0	1 0	0 0	0 0	0 0
Kelly Downs, R (1, 1) Don Robinson, R (7, PH) OBP: 0.135, SLG: 0.212 Jeff Brantley, R (7, 1) OBP: 0.286, SLG: 0.429 Jose Uribe, S (9, 6) OBP: 0.301, SLG: 0.318			B X 1-0 ① SH5-4 2-3		C B X 1-1 ③ G3		B B B C X 3-1 ③ F8			1 1 0 0	0 0 0 0	0 0 0 0	0 0 0 0	0 0 0 0	0 0 0 0	0 1 0 0
Inning Stats	R: 0 E: 0 K: 1 S: 7 H: 0 LOB: 0 BB: 0 P: 12	R: 0 E: 0 K: 0 S: 4 H: 0 LOB: 0 BB: 0 P: 6	R: 2 E: 0 K: 0 S: 8 H: 2 LOB: 1 BB: 0 P: 14	R: 0 E: 0 K: 0 S: 7 H: 0 LOB: 0 BB: 0 P: 10	R: 0 E: 0 K: 0 S: 8 H: 0 LOB: 0 BB: 0 P: 14	R: 2 E: 0 K: 0 S: 10 H: 2 LOB: 0 BB: 0 P: 14	R: 0 E: 0 K: 0 S: 8 H: 1 LOB: 1 BB: 0 P: 16	R: 0 E: 0 K: 1 S: 6 H: 0 LOB: 0 BB: 0 P: 9	R: 2 E: 0 K: 1 S: 14 H: 2 LOB: 0 BB: 0 P: 18	1B: 3 2B: 1 3B: 0 HR: 3 SF: 0 SAC: 1 DP: 0 HBP: 1						

PITCHER		IP	WLS	BF	H	R	ER	SO	BB	IBB	HBP	BLK	WP	HR	S	P	ERA	WHIP
Dennis Martinez, R ERA: 2.92	(1, 1)	6.0		23	4	4	4	1	0	0	1	0	0	1	44	70	6.00	0.667
Scott Ruskin, L ERA: 2.75	(7, 1)	1.0		4	1	0	0	0	0	0	0	0	0	0	8	16	0.00	1.000
Steve Frey, L ERA: 2.63	(8, 1)	1.0		3	0	0	0	1	0	0	0	0	0	0	6	9	0.00	0.000
Bill Sampen, R ERA: 2.95	(9, 1)	1.0	L	5	2	2	2	1	0	0	0	0	0	2	14	18	18.00	2.000

PITCHER	IP	WLS	BF	H	R	ER	SO	BB	IBB	HBP	BLK	WP	HR	S	P	ERA	WHIP

TOP

San Francisco Giants @ Montreal Expos

Olympic Stadium, Montreal, QB

Wed Aug 29 1990, 7:05 PM EDT

Att. 14,029 - Dome

livebaseballscorecards.com

AB	33
R	6
H	7
RBI	6
BB	0
SO	3
LOB	2

Batter	1	2	3	4	5	6	7	8	9	AB	R	H	RBI	BB	SO	LOB
Delino DeShields, L (1, 4) OBP: 0.377, SLG: 0.393	X 0-0 E1 2B 1B	C B F B S 2-3 ② K		F B S F B S 2-3 ③ K		B B X 2-0 G3-1 S 1B		1 SAFE 1 SAFE P 1 SAFE P 2-0 ③ CS 1-2	F B X 1-1 ① F9	5	0	2	0	0	2	1
Dave Martinez, L (1, 8) OBP: 0.328, SLG: 0.452	B B X 2-0 ① 2-H 1B 2B	F B B X 2-1 ③ G6-3			X 0-0 ① G4-3	1 SAFE 1 SAFE 1 SAFE 1 SAFE P X 1-0 ② G3-1 1-3			X 0-0 ② L9	5	1	1	0	0	0	1
Tim Raines, S (1, 7) OBP: 0.378, SLG: 0.389	B F F X 1-2 ② P6		S X 0-1 ① G3		C F B B F F X 2-2 S 1B 1B	F X 0-1 ③ G1-3			B C B F F X 2-2 ③ G3	5	1	1	0	0	0	2
Tim Wallach, R (1, 5) OBP: 0.352, SLG: 0.490	F X 0-1 2-H HR 1B		S B S X 1-2 ② G4-3		1 SAFE B X 1-0 ② G5-3 1-2		S B X 1-1 ① G5-3			4	1	1	1	0	0	1
Larry Walker, L (1, 9) OBP: 0.310, SLG: 0.434	B X 1-0 1-H HR		B X 1-0 1B		B B C X 2-1 1B 1B 2-H 1B		B F F S 1-3 ② K			4	2	3	3	0	1	0
Andres Galarraga, R (1, 3) OBP: 0.300, SLG: 0.401	B B F B X 3-1 E5 S		1 SAFE F 1 SAFE S C 0-3 ③ K		B X 1-0 1B 1-2 1B		C B F B C 2-3 ③ K			4	0	1	0	0	2	1
Jerry Goff, L (1, 2) OBP: 0.369, SLG: 0.349	C F 1 SAFE B B B B B 4-2 1-2 BB			X 0-0 ① F7	S X 0-1 1-3 2-H 1B			B C C S 1-3 ① K		3	0	1	1	1	1	0
Spike Owen, S (1, 6) OBP: 0.338, SLG: 0.343	C B S T F X 1-2 ③ G3			C B B S B F S 3-3 ② K	B X 1-0 ③ G4-3			F B B B C X 2-2 ② G4-3		4	0	0	0	0	1	4
Dennis Martinez, R (1, 1) OBP: 0.123, SLG: 0.111 Scott Ruskin, R (7, 1) OBP: 0.286, SLG: 0.714 Steve Frey, R (8, 1) Mike Aldrete, L (8, PH) OBP: 0.373, SLG: 0.324 Otis Nixon, S (8, PR) OBP: 0.342, SLG: 0.315 Bill Sampen, R (9, 1)		S S B S 1-3 ① K		B X 1-0 1B		X 0-0 ① G6-3		C B B F B B 4-2 CS BB		3 0 0 0 0 0	0 0 0 0 0 0	1 0 0 0 0 0	0 0 0 0 0 0	0 0 0 1 0 0	1 0 0 0 0 0	0 0 0 0 0 0
Inning Stats	R: 3 E: 2 K: 0 S: 17 H: 4 LOB: 2 BB: 1 P: 29	R: 0 E: 0 K: 2 S: 8 H: 0 LOB: 0 BB: 0 P: 13	R: 0 E: 0 K: 1 S: 9 H: 1 LOB: 1 BB: 0 P: 11	R: 0 E: 0 K: 2 S: 10 H: 1 LOB: 1 BB: 0 P: 16	R: 2 E: 0 K: 0 S: 13 H: 4 LOB: 2 BB: 0 P: 20	R: 0 E: 0 K: 0 S: 6 H: 1 LOB: 1 BB: 0 P: 8	R: 0 E: 0 K: 2 S: 8 H: 0 LOB: 0 BB: 0 P: 12	R: 0 E: 0 K: 1 S: 10 H: 0 LOB: 1 BB: 1 P: 17	R: 0 E: 0 K: 0 S: 8 H: 0 LOB: 0 BB: 0 P: 11	1B: 9 2B: 1 3B: 0 HR: 1	SF: 0 SAC: 0 DP: 0 HBP: 0			WP: 0 PB: 0 SB: 3 CS: 1	PA: 40	

PITCHER		IP	WLS	BF	H	R	ER	SO	BB	IBB	HBP	BLK	WP	HR	S	P	ERA	WHIP
Kelly Downs, R ERA: 4.0	(1, 1)	6.0		30	11	5	5	5	1	0	0	0	0	1	63	97	7.50	2.000
Jeff Brantley, R ERA: 1.5	(7, 1)	2.0	W	6	0	0	0	3	1	0	0	0	0	0	18	29	0.00	0.500
Steve Bedrosian, R ERA: 4.57	(9, 1)	1.0	S	3	0	0	0	0	0	0	0	0	0	0	8	11	0.00	0.000

PITCHER	IP	WLS	BF	H	R	ER	SO	BB	IBB	HBP	BLK	WP	HR	S	P	ERA	WHIP

BOTTOM

San Francisco Giants @ Montreal Expos

Olympic Stadium, Montreal, QB

Wed Aug 29 1990, 7:05 PM EDT

Att. 14,029 - Dome

livebaseballscorecards.com

AB	37
R	5
H	11
RBI	5
BB	2
SO	8
LOB	10

Batter	1	2	3	4	5	6	7	8	9	AB	R	H	RBI	BB	SO	LOB
Stan Javier, S (1, 8) OBP: 0.360, SLG: 0.372	B C B B B 4-1 WP BB FC6-5-6-1 BB		B B F B C C 3-3 ② K			B C B B B 4-1 6-3 S BB		B B C F B X 3-2 1B SF9 2B		2	2	1	0	2	1	0
Mike Sharperson, R (1, 5) (7, 6) Lenny Harris, L (8, PH) OBP: 0.332, SLG: 0.354 (8, 6)	B B B B 4-0 FC6-5-6-1 WP 1-2 BB		S B B B B 4-1 CS BB			L B X 1-1 ① F8		X 0-0 PB BB 2-3 1B		1 1	0 0	0 1	0 0	2 0	0 0	1 0
Kirk Gibson, L (1, 7) OBP: 0.361, SLG: 0.451	M C S 0-3 ① K2-3 1-2 2-3		C 0-1 ③ CS 1-2	B C B F X 2-2 F8 1B		S P X 1-1 ② 6-3 1-3		B F X 1-1 ② SF9 3-H		3	0	1	1	0	1	3
Eddie Murray, S (1, 3) OBP: 0.394, SLG: 0.493	X 0-0 ② FC6-5-6-1 2-3 3-H			B B B F X 3-1 ① F9		C B B X 2-1 ③ 4-3		C F B F B B B 4-2 PB 1-2 BB		3	0	0	1	1	0	3
Hubie Brooks, R (1, 9) OBP: 0.313, SLG: 0.438	B C F F X 1-2 ③ 1-3			B 1 SAFE X 1-0 ② ③ F8 1-2			S C B B F X 2-2 ① 5-3	B B I I 4-0 1-2 2-3 IBB		3	0	0	0	1	0	2
Rick Dempsey, R (1, 2) OBP: 0.317, SLG: 0.306		B B C B X 3-1 ① F8			B B B B 4-0 BB		B B B B 4-0 BB	B B C X 2-1 ③ F8		2	0	0	0	2	0	3
Juan Samuel, R (1, 4) OBP: 0.296, SLG: 0.322		C B C C 1-3 ② K			B C B F S 2-3 ① K		B F F X 1-2 ② F3	B C C X 1-2 ① 5-3		4	0	0	0	0	2	2
Alfredo Griffin, S (1, 6) OBP: 0.267, SLG: 0.261 Don Aase, R (7, 1) Jose Gonzalez, R (9, PH) OBP: 0.287, SLG: 0.463		X 0-0 ③ F9			X 0-0 ② F8		B X 1-0 ③ F9	B X 1-0 ② F9		3 0 1	0 0 0	0 0 0	0 0 0	0 0 0	0 0 0	2 0 0
Mike Morgan, R (1, 1) OBP: 0.098, SLG: 0.068 Dave Walsh, L (7, 1) Mickey Hatcher, R (7, 5) OBP: 0.282, SLG: 0.287			X 0-0 ① F4		B C C B S 2-3 ③ K			B C B F S 2-3 ① K	X 0-0 ③ 6-3	2 0 2	0 0 0	0 0 0	0 0 0	0 0 0	1 0 1	1 0 0
Inning Stats	R: 1 E: 0 K: 1 S: 9 H: 0 LOB: 1 BB: 2 P: 18	R: 0 E: 0 K: 1 S: 6 H: 0 LOB: 0 BB: 0 P: 10	R: 0 E: 0 K: 1 S: 6 H: 0 LOB: 0 BB: 1 P: 13	R: 0 E: 0 K: 0 S: 6 H: 1 LOB: 0 BB: 0 P: 12	R: 0 E: 0 K: 2 S: 7 H: 0 LOB: 1 BB: 1 P: 15	R: 0 E: 0 K: 0 S: 8 H: 0 LOB: 1 BB: 1 P: 15	R: 0 E: 0 K: 0 S: 8 H: 0 LOB: 1 BB: 1 P: 16	R: 1 E: 0 K: 1 S: 14 H: 2 LOB: 3 BB: 2 P: 30	R: 0 E: 0 K: 0 S: 5 H: 0 LOB: 0 BB: 0 P: 7	1B: 2 2B: 1 3B: 0 HR: 0 SF: 1 SAC: 0 DP: 0 HBP: 0						

PITCHER		IP	WLS	BF	H	R	ER	SO	BB	IBB	HBP	BLK	WP	HR	S	P	ERA	WHIP
Chris Nabholz, L ERA: 2.67	(1, 1)	7.0	W	26	1	1	1	5	6	0	0	0	1	0	50	99	1.29	1.000
Tim Burke, R ERA: 3.46	(8, 1)	0.1		3	2	1	1	1	0	0	0	0	0	0	7	12	27.00	6.000
Steve Frey, L ERA: 2.53	(8, 1)	1.2	S	7	0	0	0	0	1	1	0	0	0	0	12	25	0.00	0.600

PITCHER	IP	WLS	BF	H	R	ER	SO	BB	IBB	HBP	BLK	WP	HR	S	P	ERA	WHIP

TOP

Los Angeles Dodgers @ Montreal Expos

Olympic Stadium, Montreal, QB

Fri Aug 31 1990, 7:05 PM EDT

Att. 14,514 - Unknown

livebaseballscorecards.com

AB	27
R	2
H	3
RBI	2
BB	8
SO	6
LOB	17

1B: 2	SF: 1	WP: 1	PA: 37
2B: 1	SAC: 0	PB: 1	
3B: 0	DP: 0	SB: 1	
HR: 0	HBP: 0	CS: 1	

Batter	1	2	3	4	5	6	7	8	9	AB	R	H	RBI	BB	SO	LOB
Delino DeShields, L (1, 4) OBP: 0.378, SLG: 0.401	4-3		F7	1B		G4-6-3		HR		5	1	2	3	0	0	1
Dave Martinez, L (1, 8) OBP: 0.335, SLG: 0.457	FC4-6 1B		1B	FC6-4 1B			1B 1B	6-3		5	1	4	0	0	0	0
Tim Raines, S (1, 7) OBP: 0.377, SLG: 0.388	FC4-6 1B		F8	FC6-4			1B FC4-6 1B			4	1	1	0	0	0	4
Tim Wallach, R (1, 5) OBP: 0.355, SLG: 0.492	1B		1B		F4		FC4-6 1B			4	0	3	1	0	0	0
Larry Walker, L (1, 9) OBP: 0.307, SLG: 0.429	1-3		F8		1-3		FC4-6 S			4	0	0	1	0	0	5
Andres Galarraga, R (1, 3) OBP: 0.301, SLG: 0.401		FC6-4 1B	K		BB		K			3	0	1	0	1	2	1
Jerry Goff, L (1, 2) OBP: 0.364, SLG: 0.337		F7		SH1-4 1B BB	4-3		F4			3	1	0	0	1	0	3
Spike Owen, S (1, 6) OBP: 0.337, SLG: 0.342		FC6-4		SH1-4		G3		6-3		4	1	1	0	0	0	1
Chris Nabholz, L (1, 1) Tim Burke, R (8, 1) OBP: 0.250, SLG: 0.250 Steve Frey, R (8, 1)		K		SH1-4		E5 G4-6-3		F9		2 0 1	0 0 0	0 0 0	0 0 0	0 0 0	1 0 0	1 0 0
Inning Stats	R: 0 H: 2 E: 0 LOB: 2 K: 0 BB: 0 S: 9 P: 17	R: 0 H: 1 E: 0 LOB: 1 K: 1 BB: 0 S: 6 P: 8	R: 0 H: 2 E: 0 LOB: 2 K: 0 BB: 0 S: 11 P: 15	R: 2 H: 3 E: 0 LOB: 2 K: 1 BB: 1 S: 14 P: 25	R: 0 H: 0 E: 0 LOB: 1 K: 0 BB: 1 S: 6 P: 10	R: 0 H: 0 E: 1 LOB: 1 K: 0 BB: 0 S: 6 P: 11	R: 2 H: 3 E: 0 LOB: 1 K: 1 BB: 0 S: 13 P: 22	R: 1 H: 1 E: 0 LOB: 0 K: 0 BB: 0 S: 11 P: 18		1B: 11 SF: 0 2B: 0 SAC: 1 3B: 0 DP: 1 HR: 1 HBP: 0						

PITCHER		IP	WLS	BF	H	R	ER	SO	BB	IBB	HBP	BLK	WP	HR	S	P	ERA	WHIP
Mike Morgan, R ERA: 3.35	(1, 1)	6.0	L	31	11	4	4	2	2	0	0	0	0	0	56	92	6.00	2.167
Dave Walsh, L ERA: 5.68	(7, 1)	0.1		1	0	0	0	0	0	0	0	0	0	0	3	5	0.00	0.000
Don Aase, R ERA: 3.82	(7, 1)	1.2		6	1	1	1	1	0	0	0	0	0	1	17	29	5.40	0.600

PITCHER	IP	WLS	BF	H	R	ER	SO	BB	IBB	HBP	BLK	WP	HR	S	P	ERA	WHIP

BOTTOM

Los Angeles Dodgers @ Montreal Expos

Olympic Stadium, Montreal, QB

Fri Aug 31 1990, 7:05 PM EDT

Att. 14,514 - Unknown

livebaseballscorecards.com

AB	35
R	5
H	12
RBI	5
BB	2
SO	3
LOB	16

Batter	1	2	3	4	5	6	7	8	9	AB	R	H	RBI	BB	SO	LOB
Lenny Harris, L (1, 4) OBP: 0.334, SLG: 0.359	1-3		2B			5-3			BB BB 1B	4	0	2	0	0	0	0
Kirk Gibson, L (1, 8) OBP: 0.356, SLG: 0.444	F8		K			K			L3	4	0	0	0	0	2	2
Kal Daniels, L (1, 7) OBP: 0.377, SLG: 0.487	G3			K			P6		1-2 BB	3	0	0	0	1	1	0
Eddie Murray, S (1, 3) OBP: 0.395, SLG: 0.494		2B		P5			K		1-2 2-3 BB	3	0	1	0	1	1	0
Hubie Brooks, R (1, 9) Jose Gonzalez, R (7, 9) Stan Javier, S (9, PH) OBP: 0.311, SLG: 0.435 OBP: 0.287, SLG: 0.463 OBP: 0.358, SLG: 0.371		6-3		F7			F8		K	3 0 1	0 0 0	0 0 0	0 0 0	0 0 0	0 0 1	1 0 3
Mike Scioscia, L (1, 2) Darrin Fletcher, L (8, 2) OBP: 0.348, SLG: 0.414		F8			5-3			P3		3 0	0 0	0 0	0 0	0 0	0 0	1 0
Mike Sharperson, R (1, 5) OBP: 0.384, SLG: 0.370		K			L4			L4		3	0	0	0	0	1	1
Jose Offerman, S (1, 6) OBP: 0.259, SLG: 0.320			G3		K			4-3		3	0	0	0	0	1	0
Mike Hartley, R (1, 1) Jim Poole, L (5, 1) Don Aase, R (5, 1) Jose Vizcaino, S (6, PH) Darren Holmes, R (6, 1) Dave Walsh, L (8, 1) Chris Gwynn, L (9, PH) OBP: 0.125, SLG: 0.125 OBP: 0.341, SLG: 0.350 OBP: 0.305, SLG: 0.427			4-3			K			1-3	1 0 0 1 0 0 1	0 0 0 0 0 0 0	0 0 0 0 0 0 0	0 0 0 0 0 0 0	0 0 0 0 0 0 0	0 0 0 1 0 0 0	0 0 0 0 0 0 0
Inning Stats	R: 0 E: 0 K: 0 S: 3 H: 0 LOB: 0 BB: 0 P: 3	R: 0 E: 0 K: 1 S: 6 H: 1 LOB: 1 BB: 0 P: 6	R: 0 E: 0 K: 1 S: 6 H: 1 LOB: 1 BB: 0 P: 6	R: 0 E: 0 K: 1 S: 5 H: 0 LOB: 0 BB: 0 P: 5	R: 0 E: 0 K: 1 S: 5 H: 0 LOB: 0 BB: 0 P: 5	R: 0 E: 0 K: 2 S: 7 H: 0 LOB: 0 BB: 0 P: 7	R: 0 E: 0 K: 1 S: 5 H: 0 LOB: 0 BB: 0 P: 5	R: 0 E: 0 K: 0 S: 3 H: 0 LOB: 0 BB: 0 P: 3	R: 0 E: 0 K: 1 S: 6 H: 1 LOB: 3 BB: 2 P: 14	1B: 1 2B: 2 3B: 0 HR: 0	SF: 0 SAC: 0 DP: 0 HBP: 0						

PITCHER		IP	WLS	BF	H	R	ER	SO	BB	IBB	HBP	BLK	WP	HR	S	P	ERA	WHIP
Oil Can Boyd, R ERA: 3.02	(1, 1)	9.0	W	32	3	0	0	8	2	0	0	0	0	0	46	54	0.00	0.556

PITCHER		IP	WLS	BF	H	R	ER	SO	BB	IBB	HBP	BLK	WP	HR	S	P	ERA	WHIP

TOP

Los Angeles Dodgers @ Montreal Expos

Olympic Stadium, Montreal, QB

Sat Sep 01 1990, 7:05 PM EDT

Att. 16,236 - Dome

livebaseballscorecards.com

AB	30
R	0
H	3
RBI	0
BB	2
SO	8
LOB	8

1B: 1	SF: 0	WP: 0	PA: 32
2B: 2	SAC: 0	PB: 0	
3B: 0	DP: 0	SB: 0	
HR: 0	HBP: 0	CS: 0	

Batter	1	2	3	4	5	6	7	8	9	AB	R	H	RBI	BB	SO	LOB
Delino DeShields, L (1, 4) OBP: 0.378, SLG: 0.399	4-3		K		FC6-4 S 3B 1B	BB		4-3		4	1	1	0	1	1	0
Dave Martinez, L (1, 8) OBP: 0.336, SLG: 0.455	F8		1B		1-2 FC6-4 BB	K		6-3		4	0	1	0	1	1	1
Tim Raines, S (1, 7) OBP: 0.376, SLG: 0.384	S BB		F9		FC6-4 1-2f 2-3 3B	F7				3	1	0	0	1	0	4
Tim Wallach, R (1, 5) OBP: 0.354, SLG: 0.494	K 1-2			P3	1-H 3-H 2B 3B		K			4	1	1	2	0	2	1
Larry Walker, L (1, 9) OBP: 0.306, SLG: 0.427		P3		HR 1B	L3		F8			4	1	1	0	0	0	1
Andres Galarraga, R (1, 3) OBP: 0.305, SLG: 0.408		5-3		1-H HR	2B IBB		1B BB			2	2	1	2	2	0	0
Mike Fitzgerald, R (1, 2) OBP: 0.358, SLG: 0.385		FC4-6 1B		P4	1-H 3-H 2B		1-2 1B			4	0	3	2	0	0	0
Spike Owen, S (1, 6) OBP: 0.336, SLG: 0.344		1-2f FC4-6		2B	K		L6			4	0	1	0	0	1	4
Oil Can Boyd, R (1, 1) OBP: 0.059, SLG: 0.059			L4	5-3		5-3		4-3		4	0	0	0	0	0	1
Inning Stats	R: 0 E: 0 K: 1 S: 5 H: 0 LOB: 1 BB: 1 P: 9	R: 0 E: 0 K: 0 S: 4 H: 1 LOB: 1 BB: 0 P: 4	R: 0 E: 0 K: 1 S: 6 H: 1 LOB: 1 BB: 0 P: 6	R: 2 E: 0 K: 0 S: 6 H: 3 LOB: 1 BB: 0 P: 6	R: 4 E: 0 K: 1 S: 8 H: 3 LOB: 1 BB: 2 P: 16	R: 0 E: 0 K: 1 S: 5 H: 0 LOB: 1 BB: 1 P: 9	R: 0 E: 0 K: 1 S: 6 H: 1 LOB: 2 BB: 1 P: 10	R: 0 E: 0 K: 0 S: 3 H: 0 LOB: 0 BB: 0 P: 3		1B: 5 2B: 2 3B: 1 HR: 1	SF: 0 SAC: 0 DP: 0 HBP: 0						

BOTTOM

Los Angeles Dodgers @ Montreal Expos

Olympic Stadium, Montreal, QB

Sat Sep 01 1990, 7:05 PM EDT

Att. 16,236 - Dome

livebaseballscorecards.com

AB	33
R	6
H	9
RBI	6
BB	5
SO	5
LOB	12

PITCHER		IP	WLS	BF	H	R	ER	SO	BB	IBB	HBP	BLK	WP	HR	S	P	ERA	WHIP
Mike Hartley, R ERA: 3.02	(1, 1)	4.0	L	20	6	4	4	2	2	0	0	0	0	1	22	30	9.00	2.000
Jim Poole, L ERA: 4.91	(5, 1)	0.1		1	0	0	0	0	0	0	0	0	0	0	1	1	0.00	0.000
Don Aase, R ERA: 4.28	(5, 1)	0.2		5	2	2	2	1	0	1	0	0	0	0	6	10	27.00	3.000
Darren Holmes, R ERA:	(6, 1)	2.0		9	1	0	0	2	2	0	0	0	0	0	11	19	0.00	1.500
Dave Walsh, L ERA: 4.91	(8, 1)	1.0		3	0	0	0	0	0	0	0	0	0	0	3	3	0.00	0.000

PITCHER	IP	WLS	BF	H	R	ER	SO	BB	IBB	HBP	BLK	WP	HR	S	P	ERA	WHIP

Los Angeles Dodgers @ Montreal Expos

Olympic Stadium, Montreal, QB

Sun Sep 02 1990, 3:33 AM EDT

Att. 22,776 - Dome

TOP

livebaseballscorecards.com

Batter	1	2	3	4	5	6	7	8	9	AB	R	H	RBI	BB	SO	LOB
Lenny Harris, L (1, 4) OBP: 0.334, SLG: 0.367	HR 6-3		G3		E 1B	L1		P6		6	2	2	1	0	0	5
Kirk Gibson, L (1, 8) OBP: 0.359, SLG: 0.447	BBBB 4-0 1B S SF8 BB	0-0 ① 3-1		0-0 HR 1B	0-0 E8 1-H HR 2B	0-0 ③ P6		SSS 0-3 ③ K		5	3	2	1	1	1	1
Jim Gott, R (8, 1)										0	0	0	0	0	0	0
Jay Howell, R (9, 1)										0	0	0	0	0	0	0
Kal Daniels, L (1, 7) OBP: 0.383, SLG: 0.505	BBBB 4-0 SF8 1B 1-2 1B BB	0-0 BB 1B		0-0 1-H HR	0-0 3-H HR		H 1-0 FC4 HBP		0-0 ① 4-3	4	3	3	4	1	0	0
Jose Gonzalez, R (9, 7) OBP: 0.287, SLG: 0.463										0	0	0	0	0	0	0
Eddie Murray, S (1, 3) OBP: 0.397, SLG: 0.496	0-0 WP 1B 1-2 1B 2-3 1B	0-0 ② L8		0-0 FC4-6 1B	0-0 HBP 1B FC6-4 1B		0-0 ① FC4 1-2f 1B		0-0 ② 6-3	5	2	3	0	0	0	2
Mickey Hatcher, R (8, 3) OBP: 0.280, SLG: 0.284										1	0	0	0	0	0	0
Chris Gwynn, L (1, 9) OBP: 0.323, SLG: 0.439	0-0 ① SF8 2-3 3-H	BBBB 4-0 1-2 BB		0-0 ① FC4-6 1-2f HR	0-0 FC6-4 HBP 1-2 1B		0-0 1-2 1B		0-0 1B	4	1	3	1	1	0	1
Mike Scioscia, L (1, 2) OBP: 0.349, SLG: 0.413	0-0 1B WP 1-2 3-H 1B	0-0 ③ F8		0-0 ② L7	H 1-0 FC6-4 1-2 2-3 HBP		0-0 ② F8		0-0 ③ 6-3	4	0	1	1	0	0	5
Rick Dempsey, R (8, 2) OBP: 0.315, SLG: 0.303										1	0	0	0	0	0	1
Mike Sharperson, R (1, 5) OBP: 0.385, SLG: 0.385	0-0 ② 6-3 1-2 2-3		0-0 6-3 2B	0-0 1-H HR	0-0 ② FC6-4 1-2f 2-3 3-H		0-0 ③ 5-3			5	1	2	3	0	0	6
Alfredo Griffin, S (1, 6) OBP: 0.267, SLG: 0.259	IIII 4-0 1B IBB	0-0 ① P2	0-0 ③ P6	0-0 F7				0-0 1B		3	0	0	0	1	0	3
Tim Crews, R (5, 1)										0	0	0	0	0	0	0
Stan Javier, S (8, PH) OBP: 0.361, SLG: 0.373										1	0	1	0	0	0	0
(8, 8)																
Jim Neidlinger, S (1, 1) OBP: 0.188, SLG: 0.133	0-0 1-2 2-3 3-H 1B	0-0 ② 6-3 2-3	SSS 0-3 ① K	SSS 0-3 ① K			SSS 0-3 ① K		3	0	1	1	0	1	1
Jose Offerman, S (5, 6) OBP: 0.241, SLG: 0.296										2	0	0	0	0	2	1

AB	44
R	12
H	18
RBI	12
BB	4
SO	4
LOB	26

Inning Stats	1	2	3	4	5	6	7	8	9
	R: 4 E: 0 K: 0 S: 7	H: 4 LOB: 3 BB: 3 P: 19	R: 0 E: 0 K: 0 S: 4	H: 1 LOB: 2 BB: 1 P: 8	R: 0 E: 0 K: 0 S: 4	H: 1 LOB: 2 BB: 1 P: 4	R: 4 E: 0 K: 0 S: 7	H: 4 LOB: 0 BB: 0 P: 7	R: 4 E: 1 K: 1 S: 10	H: 5 LOB: 2 BB: 0 P: 11	R: 0 E: 0 K: 1 S: 5	H: 0 LOB: 0 BB: 0 P: 5	R: 0 E: 0 K: 0 S: 4	H: 1 LOB: 2 BB: 0 P: 5	R: 0 E: 0 K: 2 S: 8	H: 1 LOB: 1 BB: 0 P: 8	R: 0 E: 0 K: 0 S: 4	H: 1 LOB: 1 BB: 0 P: 4

1B: 12	SF: 1	WP: 1	PA: 51
2B: 2	SAC: 0	PB: 0	
3B: 0	DP: 0	SB: 1	
HR: 4	HBP: 2	CS: 0	

PITCHER		IP	WLS	BF	H	R	ER	SO	BB	IBB	HBP	BLK	WP	HR	S	P	ERA	WHIP
Mark Gardner, R ERA: 3.25	(1, 1)	0.2	L	9	4	4	4	0	2	1	0	0	1	1	6	18	54.00	9.000
Mel Rojas, R ERA: 2.96	(1, 1)	3.0		16	6	4	4	0	1	0	0	0	0	2	15	19	12.00	2.333
Dale Mohorcic, R ERA: 3.52	(4, 1)	1.1		10	5	4	4	1	0	0	1	0	0	1	11	12	27.00	3.750
Kevin Gross, R ERA: 4.41	(6, 1)	4.0		16	3	0	0	3	0	0	1	0	0	0	21	22	0.00	0.750

PITCHER	IP	WLS	BF	H	R	ER	SO	BB	IBB	HBP	BLK	WP	HR	S	P	ERA	WHIP

Batter	1	2	3	4	5	6	7	8	9	AB	R	H	RBI	BB	SO	LOB
Delino DeShields, L (1, 4) OBP: 0.376, SLG: 0.397	F7		G3 2-3		BB HR 1B		K		4-3	5	1	1	0	0	1	1
Dave Martinez, L (1, 8) OBP: 0.332, SLG: 0.449	F8		F9		F8		G3			4	0	0	0	0	0	2
Mike Aldrete, L (1, 7) OBP: 0.376, SLG: 0.324	F7			BB 1B FC3-6 1B	BBB 1-2 HR BB		4-3			3	2	1	0	1	0	0
Tim Wallach, R (1, 5) OBP: 0.355, SLG: 0.500		F8		FC3-6 1-2 BB 1B	1-H 2-H HR			K		4	1	2	3	0	1	0
Junior Noboa, R (9, 5) OBP: 0.288, SLG: 0.333										0	0	0	0	0	0	0
Larry Walker, L (1, 9) OBP: 0.308, SLG: 0.432		SF9 3B		F7	BBBB BB			1-3		3	1	1	0	1	0	2
Andres Galarraga, R (1, 3) OBP: 0.306, SLG: 0.408		SF9 3-H		BBB FC3-6 1-2 2-3 BB	SSS K			1B		2	0	1	1	1	1	1
Jerry Goff, L (1, 2) OBP: 0.351, SLG: 0.323	4-3			FC3-6 1-2f 2-3 3-H		G3		F7		4	0	0	1	0	0	3
Tom Foley, L (1, 6) OBP: 0.288, SLG: 0.266			G3 2B	P4		4-3			L9	4	0	1	0	0	0	2
Mark Gardner, R (1, 1) OBP: 0.116, SLG: 0.186			P1		K	K			K	0	0	0	0	0	0	0
Mel Rojas, R (1, 1)										1	0	0	0	0	0	1
Dale Mohorcic, R (4, 1) OBP: 0.143, SLG: 0.143										0	0	0	0	0	0	0
Moises Alou, R (5, PH) OBP: 0.167, SLG: 0.167										1	0	0	0	0	1	0
Kevin Gross, R (6, 1) OBP: 0.229, SLG: 0.348										1	0	0	0	0	1	0
Otis Nixon, S (9, PH) OBP: 0.340, SLG: 0.313										1	0	0	0	0	1	0
Inning Stats	R: 0 E: 0 K: 0 S: 3 H: 0 LOB: 0 BB: 0 P: 3	R: 1 E: 0 K: 0 S: 4 H: 1 LOB: 0 BB: 0 P: 4	R: 0 E: 0 K: 0 S: 4 H: 1 LOB: 1 BB: 0 P: 4	R: 1 E: 0 K: 0 S: 5 H: 2 LOB: 2 BB: 1 P: 9	R: 3 E: 0 K: 2 S: 9 H: 2 LOB: 1 BB: 2 P: 17	R: 0 E: 0 K: 1 S: 5 H: 0 LOB: 0 BB: 0 P: 5	R: 0 E: 0 K: 1 S: 5 H: 0 LOB: 0 BB: 0 P: 5	R: 0 E: 0 K: 1 S: 6 H: 1 LOB: 1 BB: 0 P: 6	R: 0 E: 0 K: 1 S: 5 H: 0 LOB: 0 BB: 0 P: 5	1B: 4 2B: 1 3B: 1 HR: 1 SF: 1 SAC: 0 DP: 0 HBP: 0	WP: 0 PB: 0 SB: 0 CS: 0 PA: 37					

PITCHER		IP	WLS	BF	H	R	ER	SO	BB	IBB	HBP	BLK	WP	HR	S	P	ERA	WHIP
Jim Neidlinger, R ERA: 3.2	(1, 1)	4.2		23	6	5	5	1	3	0	0	0	0	1	22	34	9.64	1.929
Tim Crews, R ERA: 2.61	(5, 1)	2.1	W	7	0	0	0	3	0	0	0	0	0	0	13	13	0.00	0.000
Jim Gott, R ERA: 2.35	(8, 1)	1.0		4	1	0	0	1	0	0	0	0	0	0	6	6	0.00	1.000
Jay Howell, R ERA: 2.09	(9, 1)	1.0		3	0	0	0	1	0	0	0	0	0	0	5	5	0.00	0.000

PITCHER	IP	WLS	BF	H	R	ER	SO	BB	IBB	HBP	BLK	WP	HR	S	P	ERA	WHIP

BOTTOM

Los Angeles Dodgers @ Montreal Expos

Olympic Stadium, Montreal, QB

Sun Sep 02 1990, 3:33 AM EDT

Att. 22,776 - Dome

livebaseballscorecards.com

AB	33
R	5
H	7
RBI	5
BB	3
SO	6
LOB	12

Batter	1	2	3	4	5	6	7	8	9	10	11	12	AB	R	H	RBI	BB	SO	LOB
Jerome Walton, R (1, 8) OBP: 0.358, SLG: 0.328	S B F F C 1-3 ① K			C S F X 0-2 ① G5-3	B C F B X 2-2 ② G5-3 2-3			B C S C 1-3 ② K			C X 0-1 1B		5	0	1	0	0	2	1
23 Ryne Sandberg, R (1, 4) OBP: 0.345, SLG: 0.534	B F X 1-1 ② G5-3			B X 1-0 ③ 1B PB 2B 1B	B X 1-0 ③ P2			B F B B F X 3-2 ③ F8			1 SAFE B 1 SAFE X 1-0 ② P5		5	1	1	0	0	0	2
Mark Grace, L (1, 3) OBP: 0.368, SLG: 0.413	B X 1-0 ③ G1-3			P B S X 2-1 1-3 2B 1B		B X 1-0 ① P5			C F X 0-2 ① P5		1 SAFE F 1 SAFE F C 0-3 ③ K		5	1	1	0	0	1	1
Andre Dawson, R (1, 9) OBP: 0.353, SLG: 0.524		C B S B C 2-3 ① K		F X 0-1 F8 1-H 3-H 2B		B B B B C X 3-1 ② F8			B X 1-0 ② L9			C B X 1-1 ① G5-3	5	0	1	2	0	1	0
Dave Clark, L (1, 7) OBP: 0.295, SLG: 0.405 Doug Dascenzo, S (9, 7) OBP: 0.322, SLG: 0.377		S F B B B B X 3-2 ② F9		B B B B 4-0 BB S		F T F F F S 0-3 ③ K			S X 0-1 ③ G6-3			B B B B 4-0 BB S	3 0	0 0	0 0	0 0	1 1	1 0	0 0
Curtis Wilkerson, S (1, 5) OBP: 0.240, SLG: 0.253 Bill Long, R (10, 1) Hector Villanueva, R (12, PH) OBP: 0.315, SLG: 0.544 Randy Kramer, R (12, 1)		F B X 1-1 ③ F8		X 0-0 ② F8 2-3			S S B B S 2-3 ① K			C F F B B B X 3-2 ① P6		B C F B C 2-3 ② K 1-2	3 0 1 0	0 0 0 0	0 0 0 0	0 0 0 0	1 0 1 0	2 0 1 0	
Shawon Dunston, R (1, 6) OBP: 0.305, SLG: 0.463	B B C B B 4-1 P3-1 BB	B F S P X 2-2 ③ F8 1-2					X 0-0 ② F7			C B X 1-1 ② F8		X 0-0 ③ G6-3	4	0	0	0	1	0	3
Joe Girardi, R (1, 2) OBP: 0.320, SLG: 0.370	B 1 SAFE 1 SAFE X 1-0 ① ② P3-1 1-2f				B B C X 2-1 S SH1-4 1B		B B B C X 3-1 ③ G1-3			B F B F X 2-2 ③ G6-3			4	0	1	0	0	0	1
Rick Sutcliffe, L (1, 1) Paul Assenmacher, L (7, 1) Domingo Ramos, R (7, 5) OBP: 0.330, SLG: 0.312 Gary Varsho, L (10, PH) OBP: 0.286, SLG: 0.324	C S F B F C 1-3 ③ K			B X 1-0 ① SH1-4 1-2				B B C B X 3-1 ① G6-3			F B C B S 2-3 ① K		1 0 2 1	0 0 0 0	0 0 0 0	0 0 0 0	1 0 1 0	0 0 0 0	
Inning Stats	R: 0 E: 0 K: 1 S: 7 / H: 0 LOB: 0 BB: 0 P: 10	R: 0 E: 0 K: 1 S: 8 / H: 0 LOB: 0 BB: 0 P: 14	R: 0 E: 0 K: 1 S: 7 / H: 0 LOB: 0 BB: 1 P: 13	R: 2 E: 0 K: 0 S: 15 / H: 3 LOB: 2 BB: 1 P: 22	R: 0 E: 0 K: 0 S: 7 / H: 1 LOB: 1 BB: 0 P: 13	R: 0 E: 0 K: 1 S: 8 / H: 0 LOB: 0 BB: 0 P: 12	R: 0 E: 0 K: 1 S: 6 / H: 0 LOB: 0 BB: 0 P: 11	R: 0 E: 0 K: 1 S: 9 / H: 0 LOB: 0 BB: 0 P: 16	R: 0 E: 0 K: 0 S: 6 / H: 0 LOB: 0 BB: 0 P: 7	R: 0 E: 0 K: 0 S: 10 / H: 0 LOB: 0 BB: 0 P: 16	R: 0 E: 0 K: 2 S: 9 / H: 1 LOB: 1 BB: 0 P: 12	R: 0 E: 0 K: 1 S: 6 / H: 0 LOB: 1 BB: 1 P: 13	1B: 4 2B: 2 3B: 0 HR: 0	SF: 0 SAC: 1 DP: 1 HBP: 0			WP: 0 PB: 1 SB: 3 CS: 0	PA: 43	

PITCHER		IP	WLS	BF	H	R	ER	SO	BB	IBB	HBP	BLK	WP	HR	S	P	ERA	WHIP
Howard Farmer, R ERA: 6.35	(1, 1)	7.0		26	4	2	2	5	2	0	0	0	0	0	58	95	2.57	0.857
Tim Burke, R ERA: 3.33	(8, 1)	2.0		6	0	0	0	1	0	0	0	0	0	0	15	23	0.00	0.000
Bill Sampen, R ERA: 2.87	(10, 1)	2.0		7	1	0	0	2	0	0	0	0	0	0	19	28	0.00	0.500
Steve Frey, L ERA: 2.47	(12, 1)	1.0	W	4	0	0	0	1	1	0	0	0	0	0	6	13	0.00	1.000

PITCHER	IP	WLS	BF	H	R	ER	SO	BB	IBB	HBP	BLK	WP	HR	S	P	ERA	WHIP

Chicago Cubs @ Montreal Expos

Olympic Stadium, Montreal, QB

Mon Sep 03 1990, 3:33 AM EDT

Att. 22,629 - Sunny - 68 F

TOP

livebaseballscorecards.com

AB	39
R	2
H	5
RBI	2
BB	3
SO	9
LOB	11

Batter	1	2	3	4	5	6	7	8	9	10	11	12	AB	R	H	RBI	BB	SO	LOB
Delino DeShields, L (1, 4) OBP: 0.375, SLG: 0.396	B1-3		F7		2-H 1B		G6-4-3 1-2f			K		1B SH3-4 1B	6	1	2	1	0	1	1
Dave Martinez, L (1, 8) OBP: 0.330, SLG: 0.445 Otis Nixon, S (8, PH) OBP: 0.342, SLG: 0.315 (9, 8)	P5		K CS		F8			FC4-6 SH3 1B		E1		SH3-4 1-2	3 2	0 0	0 1	0 0	0 0	1 0	1 0
Mike Aldrete, L (1, 7) OBP: 0.387, SLG: 0.333 Marquis Grissom, R (8, PH) OBP: 0.314, SLG: 0.348 (9, 7)	BB		CS 1-2	G5-3 1B		L4 1B		SH3 1-2		K		G4-3 1B 2-3	2 2	0 0	2 1	0 0	1 0	0 1	0 1
Tim Wallach, R (1, 5) OBP: 0.353, SLG: 0.495	G1-3			G5-3 1-2		SAFE SAFE L4 1-2		FC4-6 IBB		F8		G4-3 1-2	5	0	0	0	1	0	6
Larry Walker, L (1, 9) OBP: 0.314, SLG: 0.434		G4-3		G6-4-3 BB		CS WP BB		FC4-6 1-2f 2-3			2B	IBB	3	0	1	0	3	0	2
Andres Galarraga, R (1, 3) OBP: 0.309, SLG: 0.408		E8 1B		G6-4-3 1-2f		SAFE SAFE 1-2 BB				K	P3	1B 1-2 2-3 3-H	5	0	2	1	1	1	5
Jerry Goff, L (1, 2) OBP: 0.353, SLG: 0.320	K		K		CS 2-3		SH1-4 1B					G4-3 IBB	4	1	1	0	1	3	1
Spike Owen, S (1, 6) OBP: 0.336, SLG: 0.342 Tim Raines, S (11, PH) OBP: 0.375, SLG: 0.383 Steve Frey, R (12, 1)	G6-3			SH3 BB			SH1-4 1-2			K		G4-3 1-2 2-3	2 1 0	1 0 0	0 0 0	0 0 0	1 0 0	1 0 0	1 2 0
Howard Farmer, R (1, 1) Mike Fitzgerald, R (7, PH) OBP: 0.360, SLG: 0.388 Rolando Roomes, R (7, PR) OBP: 0.228, SLG: 0.304 Tim Burke, R (8, 1) OBP: 0.250, SLG: 0.250 Junior Noboa, R (9, PH) OBP: 0.286, SLG: 0.331 Bill Sampen, R (10, 1) Tom Foley, L (11, PH) OBP: 0.286, SLG: 0.264 (12, 6)			G4-3		SH3 1-2		G6-4-3 2-H			K2-3		L3	1 1 0 0 0 1 0	0 0 0 0 0 0 0	0 1 0 0 0 0 0	0 1 0 0 0 0 0	0 0 0 0 0 1 0	0 0 0 0 0 0 0	0 0 0 0 0 0 0

Inning Stats	1	2	3	4	5	6	7	8	9	10	11	12
	R: 0 E: 0 K: 0 S: 7	H: 0 LOB: 1 BB: 1 P: 11	R: 0 E: 1 K: 1 S: 10	H: 1 LOB: 1 BB: 0 P: 13	R: 0 E: 0 K: 1 S: 10	H: 0 LOB: 0 BB: 0 P: 16	R: 0 E: 0 K: 0 S: 7	H: 1 LOB: 1 BB: 1 P: 13	R: 1 E: 0 K: 1 S: 8	H: 1 LOB: 1 BB: 1 P: 14	R: 0 E: 0 K: 0 S: 12	H: 1 LOB: 1 BB: 2 P: 24	R: 1 E: 0 K: 0 S: 6	H: 2 LOB: 1 BB: 0 P: 11	R: 0 E: 0 K: 1 S: 6	H: 1 LOB: 2 BB: 1 P: 11	R: 0 E: 0 K: 3 S: 10	H: 0 LOB: 0 BB: 0 P: 15	R: 0 E: 1 K: 2 S: 9	H: 0 LOB: 1 BB: 0 P: 14	R: 0 E: 0 K: 0 S: 9	H: 1 LOB: 2 BB: 1 P: 20	R: 1 E: 0 K: 0 S: 12	H: 3 LOB: 3 BB: 1 P: 20

PITCHER	IP	WLS	BF	H	R	ER	SO	BB	IBB	HBP	BLK	WP	HR	S	P	ERA	WHIP
Rick Sutcliffe, R (1, 1) ERA: 2.45	6.0		25	5	2	2	3	5	0	0	0	2	0	55	94	3.00	1.667
Paul Assenmacher, L (7, 1) ERA: 3.07	3.0		11	2	0	0	4	0	1	0	0	0	0	21	34	0.00	0.667
Bill Long, R (10, 1) ERA: 3.48	2.0		9	1	0	0	2	0	1	0	0	0	0	18	34	0.00	0.500
Randy Kramer, R (12, 1) ERA: 4.76	0.2	L	6	3	1	1	0	0	1	0	0	0	0	12	20	13.50	4.500

PITCHER	IP	WLS	BF	H	R	ER	SO	BB	IBB	HBP	BLK	WP	HR	S	P	ERA	WHIP

BOTTOM

Chicago Cubs @ Montreal Expos

Olympic Stadium, Montreal, QB

Mon Sep 03 1990, 3:33 AM EDT

Att. 22,629 - Sunny - 68 F

livebaseballscorecards.com

AB	39
R	3
H	11
RBI	3
BB	8
SO	9
LOB	22

1B: 10 2B: 2 3B: 0 HR: 0	SF: 0 SAC: 4 DP: 3 HBP: 0	WP: 2 PB: 0 SB: 0 CS: 2	PA: 53

Batter	1	2	3	4	5	6	7	8	9	AB	R	H	RBI	BB	SO	LOB
Doug Dascenzo, S (1, 8) (9, 7) OBP: 0.318, SLG: 0.371	P4		K			F9			SH1-4	3	0	0	0	0	1	0
23 Ryne Sandberg, R (1, 4) OBP: 0.345, SLG: 0.538	6-3			5-3			4-3		HR	4	1	1	2	0	0	0
Mark Grace, L (1, 3) OBP: 0.365, SLG: 0.410	G3			K			4-3		F8	4	0	0	0	0	1	0
Andre Dawson, R (1, 9) OBP: 0.352, SLG: 0.522		E 1B		6-3			4-3		F9	4	0	1	0	0	0	0
Dwight Smith, L (1, 7) OBP: 0.325, SLG: 0.381		E4 L3			1-3			HR		3	1	1	1	0	0	1
Marvell Wynne, L (9, 8) OBP: 0.261, SLG: 0.335										0	0	0	0	0	0	0
Domingo Ramos, R (1, 5) OBP: 0.326, SLG: 0.307		L3			5-3			4-3		3	0	0	0	0	0	2
Shawon Dunston, R (1, 6) OBP: 0.303, SLG: 0.460		6-3			4-3			E5 G4-6-3		3	0	0	0	0	0	1
Damon Berryhill, S (1, 2)			1-3			G6-3		G4-6-3		3	0	0	0	0	0	1
Mike Bielecki, R (1, 1) OBP: 0.231, SLG: 0.189			5-3			K			E1 SH1-4 23 HR 1B	2	0	0	0	0	1	0
Gary Varsho, L (9, PH) OBP: 0.306, SLG: 0.343										1	1	1	0	0	0	0
Paul Assenmacher, L (9, 1)										0	0	0	0	0	0	0

TOP

Chicago Cubs @ Montreal Expos

Olympic Stadium, Montreal, QB

Tue Sep 04 1990, 7:05 PM EDT

Att. 10,605 - Unknown

livebaseballscorecards.com

AB	30
R	3
H	4
RBI	3
BB	0
SO	3
LOB	5

Inning Stats	1	2	3	4	5	6	7	8	9
R	0	0	0	0	0	0	0	1	2
E	0	1	0	0	0	0	0	1	1
K	0	0	1	1	0	1	0	0	0
S	7	5	10	9	10	13	12	6	11
H	0	1	0	0	0	0	0	1	2
LOB	0	1	0	0	0	0	0	0	0
BB	0	0	0	0	0	0	0	0	0
P	10	9	17	14	14	19	17	8	14

1B	2	SF	0
2B	1	SAC	1
3B	0	DP	2
HR	2	HBP	0

WP	0	PA	31
PB	0		
SB	0		
CS	0		

PITCHER	IP	WLS	BF	H	R	ER	SO	BB	IBB	HBP	BLK	WP	HR	S	P	ERA	WHIP
Dennis Martinez, R (1, 1) ERA: 2.92	9.0	L	31	4	3	3	3	0	0	0	0	0	2	83	122	3.00	0.444

Chicago Cubs @ Montreal Expos

Olympic Stadium, Montreal, QB

Tue Sep 04 1990, 7:05 PM EDT

Att. 10,605 - Unknown

BOTTOM

Batter	1	2	3	4	5	6	7	8	9	AB	R	H	RBI	BB	SO	LOB
Delino DeShields, L (1, 4) OBP: 0.376, SLG: 0.395	C B B B S B 4-2 G6-3 BB		B C F X 1-2 1B 4-3 1B		B B F C B X 3-2 ① 4-3		C B B F X 2-2 ① 6-3		C S S 0-3 ③ K	4	0	1	0	1	1	1
Dave Martinez, L (1, 8) (7, 9) OBP: 0.326, SLG: 0.439	1 SAFE P X 1-0 ① ② G6-3 1-2f		F C B 1 SAFE X 1-2 ① 4-3 1-2		B F B F S 2-3 ② K		B B X 2-0 ② F7			4	0	0	0	0	1	2
Tim Raines, S (1, 7) OBP: 0.376, SLG: 0.387	B B C F X 2-2 ③ 5-3		2 SAFE 2 SAFE C B 2 SAFE X 1-1 S 2-3 1B		B X 1-0 2B		B X 1-0 ③ L9			4	0	2	0	0	0	0
Tim Wallach, R (1, 5) OBP: 0.354, SLG: 0.494		F B X 1-1 1B 1B	B B S B B 4-1 L1-3 1-2 BB		S X 0-1 ③ L6			X 0-0 ① F7		3	0	1	0	1	0	1
Mike Aldrete, L (1, 9) OBP: 0.386, SLG: 0.333 Otis Nixon, S (6, PR) (7, 8) OBP: 0.340, SLG: 0.314	C C F S 0-3 ① K		C F B B X 2-2 ② ③ L1-3 1-2			C X 0-1 S 2B 1B		B S B S B S 3-3 ② K		3 1	0 1	1 0	0 0	0 0	1 1	4 0
Andres Galarraga, R (1, 3) OBP: 0.310, SLG: 0.411	B S B X 2-1 1-3 1B			B X 1-0 ① F8		1 SAFE 1 SAFE 1 SAFE B B B S X 3-1 1-H 2B		B B B F F C 3-3 ③ K		4	0	2	1	0	1	0
Jerry Goff, L (1, 2) OBP: 0.361, SLG: 0.316 Junior Noboa, R (9, PH) OBP: 0.290, SLG: 0.336	I I I I 4-0 IBB			B C B C B F F B 4-2 6-3 1B BB		B F F B F X 2-2 ① 6-3			X 0-0 1B	1 1	0 0	0 1	0 0	2 0	0 0	2 0
Spike Owen, S (1, 6) OBP: 0.336, SLG: 0.341 Tom Foley, L (3, 6) OBP: 0.282, SLG: 0.260 Marquis Grissom, R (9, PH) OBP: 0.313, SLG: 0.347	B F B F C 2-3 ② K			B B 1 SAFE C X 2-1 ② 6-3 1-2		C B F F F F X 1-2 ② F9			C F B B 1 SAFE S 1-3 ① K	1 2 1	0 0 0	0 0 0	0 0 0	0 0 0	1 0 1	3 3 1
Dennis Martinez, R (1, 1) OBP: 0.132, SLG: 0.121 Mike Fitzgerald, R (9, PH) OBP: 0.359, SLG: 0.386	F S B C 1-3 ③ K			X 0-0 ③ 2-H 1B		X 0-0 ③ P6			B S C 1 SAFE S 1-3 ② K	3 1	0 0	1 0	0 0	0 0	1 1	5 1
Inning Stats	R: 0 H: 0 E: 0 LOB: 0 K: 0 BB: 1 S: 7 P: 13	R: 0 H: 2 E: 0 LOB: 3 K: 3 BB: 1 S: 14 P: 24	R: 0 H: 2 E: 0 LOB: 2 K: 0 BB: 1 S: 12 P: 21	R: 0 H: 1 E: 0 LOB: 2 K: 0 BB: 1 S: 8 P: 15	R: 0 H: 1 E: 0 LOB: 1 K: 1 BB: 0 S: 9 P: 15	R: 1 H: 2 E: 0 LOB: 2 K: 0 BB: 0 S: 15 P: 21	R: 0 H: 0 E: 0 LOB: 0 K: 0 BB: 0 S: 5 P: 10	R: 0 H: 0 E: 0 LOB: 0 K: 2 BB: 0 S: 7 P: 13	R: 0 H: 1 E: 0 LOB: 1 K: 3 BB: 0 S: 10 P: 12	1B: 7 SF: 0 2B: 3 SAC: 0 3B: 0 DP: 2 HR: 0 HBP: 0						

livebaseballscorecards.com

AB	33
R	1
H	9
RBI	1
BB	4
SO	9
LOB	23

WP: 0 PA: 37
PB: 0
SB: 2
CS: 0

PITCHER		IP	WLS	BF	H	R	ER	SO	BB	IBB	HBP	BLK	WP	HR	S	P	ERA	WHIP
Mike Bielecki, R ERA: 5.28	(1, 1)	8.0	W	33	8	1	1	6	3	1	0	0	0	0	77	132	1.12	1.375
Paul Assenmacher, L ERA: 3.03	(9, 1)	1.0	S	4	1	0	0	3	0	0	0	0	0	0	10	12	0.00	1.000

PITCHER	IP	WLS	BF	H	R	ER	SO	BB	IBB	HBP	BLK	WP	HR	S	P	ERA	WHIP

Batter	1	2	3	4	5	6	7	8	9	AB	R	H	RBI	BB	SO	LOB
Otis Nixon, S (1, 8) OBP: 0.349, SLG: 0.316	B B C F X 2-2 ① F6	B B B C B 4-1 2B WP BB		F B C B F B X 3-2 1B		B B B B 4-0 BB			X 0-0 ② 6-3	2	1	1	0	2	0	0
Dave Martinez, L (6, PR) OBP: 0.325, SLG: 0.438 (6, 8)										1	0	0	0	0	0	0
Delino DeShields, L (1, 4) OBP: 0.376, SLG: 0.400	B B C F X 2-2 ② L3	C B X 1-1 WP 1-3 2-H 2B		B B X 2-0 ③ L8		C B B X 2-1 ③ G3 1-2			X 0-0 2B	5	0	2	1	0	0	2
Tim Raines, S (1, 7) OBP: 0.379, SLG: 0.387	B C B X 2-1 HR 1B	B B C B F B 4-2 WP BB			B F B B X 3-1 ① F8		F B C C B B 4-2 G6-4-3 BB		C B B B B C X 3-2 ③ 6-3	3	1	1	0	2	0	1
Tim Wallach, R (1, 5) OBP: 0.355, SLG: 0.500	B F X 1-1 1-H HR	C S F F B F B S 2-3 ③ K 1-2 2-3 3-H			B F B X 2-1 HR 1B		1 SAFE C B 1 SAFE X 1-1 ① ② G6-4-3 1-2f			4	2	2	2	0	1	3
Larry Walker, L (1, 9) OBP: 0.318, SLG: 0.443	H 1-0 HBP		X 0-0 ① B1-3		B X 1-0 1-H HR		B B B B 4-0 CS BB			2	1	1	2	1	0	0
Andres Galarraga, R (1, 3) OBP: 0.308, SLG: 0.408	B C F S 1-3 ③ K		F F X 0-2 ② 4-3		S S F S 0-3 ② K		F C B 1-2 ③ CS 1-2	X 0-0 ① 3-1		4	0	0	0	0	2	1
Jerry Goff, L (1, 2) OBP: 0.358, SLG: 0.314		X 0-0 SH1-4 2B 1B	C F B C 1-3 ③ K		X 0-0 ③ G3			C S F B B F C 2-3 ② K		4	1	1	0	0	2	0
Spike Owen, S (1, 6) OBP: 0.333, SLG: 0.338		B F C B X 2-2 ① F7		C B B F F X 2-2 ① 6-3		X 0-0 ① L6		B B X 2-0 ③ 3-1		4	0	0	0	0	0	1
Chris Nabholz, L (1, 1) Mel Rojas, R (6, 1) Tim Burke, R (8, 1) OBP: 0.200, SLG: 0.200		B X 1-0 ② SH1-4 1-2		X 0-0 ② G3		B B X 2-0 ② 6-3			B F B X 2-1 ① G3	2	0	0	0	0	0	0
										0	0	0	0	0	0	0
										1	0	0	0	0	0	0
Inning Stats	R: 2 E: 0 K: 1 S: 13 H: 2 LOB: 1 BB: 0 P: 22	R: 2 E: 0 K: 1 S: 16 H: 2 LOB: 2 BB: 2 P: 30	R: 0 E: 0 K: 1 S: 7 H: 0 LOB: 0 BB: 0 P: 8	R: 0 E: 0 K: 0 S: 10 H: 1 LOB: 1 BB: 0 P: 17	R: 2 E: 0 K: 1 S: 10 H: 2 LOB: 0 BB: 0 P: 16	R: 0 E: 0 K: 0 S: 4 H: 0 LOB: 1 BB: 1 P: 12	R: 0 E: 0 K: 0 S: 6 H: 0 LOB: 0 BB: 2 P: 16	R: 0 E: 0 K: 1 S: 8 H: 0 LOB: 0 BB: 0 P: 12	R: 0 E: 0 K: 0 S: 7 H: 1 LOB: 1 BB: 0 P: 12	1B: 4 2B: 2 3B: 0 HR: 2 SF: 0 SAC: 1 DP: 1 HBP: 1						

TOP

Montreal Expos @ St. Louis Cardinals

Busch Stadium, St. Louis, MO

Wed Sep 05 1990, 7:05 PM CDT
Att. 19,808 - Unknown - 95 F

livebaseballscorecards.com

AB	32
R	6
H	8
RBI	5
BB	5
SO	5
LOB	8

WP: 1 PB: 0 SB: 1 CS: 1 PA: 40

PITCHER		IP	WLS	BF	H	R	ER	SO	BB	IBB	HBP	BLK	WP	HR	S	P	ERA	WHIP
Jose DeLeon, R ERA: 4.36	(1, 1)	5.0	L	25	7	6	6	4	2	0	1	0	1	2	56	93	10.80	1.800
Scott Terry, R ERA: 5.14	(6, 1)	2.0		7	0	0	0	0	3	0	0	0	0	0	10	28	0.00	1.500
Mike Perez, R ERA:	(8, 1)	2.0		7	1	0	0	1	0	0	0	0	0	0	15	24	0.00	0.500

PITCHER	IP	WLS	BF	H	R	ER	SO	BB	IBB	HBP	BLK	WP	HR	S	P	ERA	WHIP

Montreal Expos @ St. Louis Cardinals

Busch Stadium, St. Louis, MO

Wed Sep 05 1990, 7:05 PM CDT

Att. 19,808 - Unknown - 95 F

livebaseballscorecards.com

BOTTOM

Batter	1	2	3	4	5	6	7	8	9	AB	R	H	RBI	BB	SO	LOB
Bernard Gilkey, R (1, 7) OBP: 0.125, SLG: 0.125	B B C X 2-1 E SH1-3 1B 1B		B F B F X 2-2 4-3 ③		1 SAFE 1 SAFE S F X 0-2 FC5-4 ③ 1-2f		B F F B C 2-3 K ③			4	1	1	0	0	1	1
Ozzie Smith, S (1, 6) OBP: 0.334, SLG: 0.302	1 SAFE X 0-0 SH1-3 ① 1-2			C B X 1-1 6-3 ①		X 0-0 6-3 ①		B F F B F X 2-2 F9 1B 1B		3	0	1	0	0	0	0
Felix Jose, S (1, 9) OBP: 0.301, SLG: 0.356	B 2 C B X 2-1 CS 1B 2-H			C B B S S 2-3 K ②		B B B C B 4-1 2B BB		B 1 SAFE C X 1-1 L9 ①		3	0	1	1	1	1	1
Rex Hudler, R (1, 3) OBP: 0.340, SLG: 0.500	B C 1 SAFE C F X 1-2 F9 ②③ 1-2			B B B C X 3-1 HR		C C X 0-2 1-3 2B		C B 1 SAFE B X 2-1 1-2 1B		4	0	3	1	0	0	1
Todd Zeile, R (1, 5) OBP: 0.319, SLG: 0.387		C B S X 1-2 F8 ①		C B C H 2-2 HBP		C B H 2-1 HBP		C X 0-1 F9 ② 2-3		2	0	0	0	0	0	2
Tom Pagnozzi, R (1, 2) OBP: 0.333, SLG: 0.364		C S F B B F B B F X 3-2 F8 ②		B F B 1 SAFE 1 SAFE B 1 SAFE X 3-1 F9 ③		X 0-0 F3 ②		F X 0-1 L5 ③		4	0	0	0	0	0	6
Milt Thompson, L (1, 8) OBP: 0.290, SLG: 0.316	B B X 2-0 G3 ③			B B C F F X 2-2 4-3 ①		C S F B B F B X 3-2 F8 ③			B X 1-0 4-3 ①	4	0	0	0	0	0	3
José Oquendo, S (1, 4) OBP: 0.357, SLG: 0.319			C F B B C 2-3 K ①		C B S B F B S 3-3 K ②		S B F B F X 2-2 F8 ①		C C B S 1-3 K ②	4	0	0	0	0	3	0
Jose DeLeon, R (1, 1) OBP: 0.137, SLG: 0.160 Geronimo Pena, S (5, PH) OBP: 1.000, SLG: 1.000 Scott Terry, R (6, 1) OBP: 0.500, SLG: 0.600 Ray Lankford, L (7, PH) OBP: 0.296, SLG: 0.320 Mike Perez, R (8, 1) Rod Brewer, L (9, PH)			B X 1-0 4-3 ②		B F B X 2-1 FC5-4 1B		C B S X 1-2 4-3 ②		F X 0-1 F4 ③	1 1 0 1 0 1	0 0 0 0 0 0	0 1 0 0 0 0	0 0 0 0 0 0	0 0 0 0 0 0	0 0 0 0 0 0	0 0 0 0 0 0
Inning Stats	R: 1 E: 1 K: 0 S: 9 H: 2 LOB: 0 BB: 0 P: 14	R: 0 E: 0 K: 0 S: 10 H: 0 LOB: 0 BB: 0 P: 16	R: 0 E: 0 K: 1 S: 7 H: 0 LOB: 0 BB: 0 P: 12	R: 1 E: 0 K: 1 S: 11 H: 1 LOB: 1 BB: 0 P: 22	R: 0 E: 0 K: 1 S: 13 H: 1 LOB: 1 BB: 0 P: 20	R: 0 E: 0 K: 0 S: 12 H: 1 LOB: 3 BB: 1 P: 21	R: 0 E: 0 K: 1 S: 10 H: 0 LOB: 0 BB: 0 P: 15	R: 0 E: 0 K: 0 S: 12 H: 2 LOB: 2 BB: 0 P: 17	R: 0 E: 0 K: 1 S: 6 H: 0 LOB: 0 BB: 0 P: 8	1B: 5 2B: 1 3B: 0 HR: 1 SF: 0 SAC: 1 DP: 0 HBP: 2							

	AB	32
	R	1
	H	7
	RBI	2
	BB	1
	SO	5
	LOB	14

WP: 0 PB: 0 SB: 0 CS: 1 PA: 36

PITCHER		IP	WLS	BF	H	R	ER	SO	BB	IBB	HBP	BLK	WP	HR	S	P	ERA	WHIP
Chris Nabholz, L ERA: 2.78	(1, 1)	5.1	W	22	5	2	2	3	1	0	1	0	0	1	55	93	3.38	1.125
Mel Rojas, R ERA: 2.73	(6, 1)	2.0		9	2	0	0	1	0	0	1	0	0	0	25	40	0.00	1.000
Tim Burke, R ERA: 3.23	(8, 1)	1.2	S	5	0	0	0	1	0	0	0	0	0	0	10	12	0.00	0.000

PITCHER	IP	WLS	BF	H	R	ER	SO	BB	IBB	HBP	BLK	WP	HR	S	P	ERA	WHIP

Batter	1	2	3	4	5	6	7	8	9	AB	R	H	RBI	BB	SO	LOB
Dave Martinez, L (1, 8) OBP: 0.330, SLG: 0.440	CS 1B		G4-6-3 1B BB		4-3			2B 1B		3	1	2	0	1	0	0
Delino DeShields, L (1, 4) OBP: 0.377, SLG: 0.400	SAFE 1B WP SF8 1B		G4-6-3 1B		K			K		4	1	2	0	0	2	1
Tim Raines, S (1, 7) OBP: 0.379, SLG: 0.387	SF8 1B		G4-6-3			5-3		1-H 2B		2	0	1	0	0	0	2
Marquis Grissom, R (5, 7) OBP: 0.314, SLG: 0.352										2	0	1	1	0	0	0
Tim Wallach, R (1, 5) OBP: 0.354, SLG: 0.498	SAFE SF8		BB			6-3		F9		2	0	0	1	1	0	1
Larry Walker, L (1, 9) OBP: 0.315, SLG: 0.438	SAFE G3		4-3			K			K	4	0	0	0	0	2	3
Andres Galarraga, R (1, 3) OBP: 0.307, SLG: 0.406		FC6 1B		L3			F6		4-3	4	0	1	0	0	0	0
Mike Fitzgerald, R (1, 2) OBP: 0.354, SLG: 0.380		F4		L8			P9		F9	4	0	0	0	0	0	1
Tom Foley, L (1, 6) OBP: 0.278, SLG: 0.256		F8		G3			6-3			2	0	0	0	0	0	1
Kevin Gross, R (4, 1) OBP: 0.229, SLG: 0.348										0	0	0	0	0	0	0
Nelson Santovenia, R (7, PH) OBP: 0.227, SLG: 0.321										1	0	0	0	0	0	0
Scott Ruskin, R (7, 1) OBP: 0.286, SLG: 0.714										0	0	0	0	0	0	0
Mark Gardner, R (1, 1) OBP: 0.114, SLG: 0.182		FC6 1-2f			K			6-3		1	0	0	0	0	0	1
Junior Noboa, R (4, 6) OBP: 0.287, SLG: 0.331										2	0	0	0	0	1	0
Inning Stats	R: 1 H: 3 E: 0 LOB: 1 K: 0 BB: 0 S: 11 P: 21	R: 0 H: 1 E: 0 LOB: 1 K: 0 BB: 0 S: 9 P: 16	R: 0 H: 1 E: 0 LOB: 2 K: 0 BB: 0 S: 7 P: 18	R: 0 H: 0 E: 0 LOB: 0 K: 0 BB: 0 S: 9 P: 13	R: 0 H: 0 E: 0 LOB: 0 K: 2 BB: 0 S: 12 P: 18	R: 0 H: 0 E: 0 LOB: 0 K: 1 BB: 0 S: 6 P: 8	R: 0 H: 0 E: 0 LOB: 0 K: 0 BB: 0 S: 6 P: 10	R: 1 H: 2 E: 0 LOB: 1 K: 1 BB: 0 S: 13 P: 17	R: 0 H: 0 E: 0 LOB: 0 K: 1 BB: 0 S: 7 P: 11	1B: 6 SF: 1 2B: 1 SAC: 0 3B: 0 DP: 1 HR: 0 HBP: 0						

TOP

Montreal Expos @ St. Louis Cardinals

Busch Stadium, St. Louis, MO

Thu Sep 06 1990, 3:33 AM CDT

Att. 10,897 - Cloudy - 99 F

livebaseballscorecards.com

AB	31
R	2
H	7
RBI	2
BB	2
SO	5
LOB	10

WP: 1 PA: 34
PB: 0
SB: 0
CS: 1

PITCHER		IP	WLS	BF	H	R	ER	SO	BB	IBB	HBP	BLK	WP	HR	S	P	ERA	WHIP
Ken Hill, R ERA: 4.39	(1, 1)	2.0		9	4	1	1	0	0	0	0	0	1	0	20	37	4.50	2.000
Ken Dayley, L ERA: 3.28	(3, 1)	3.0	W	11	1	0	0	2	2	0	0	0	0	0	28	49	0.00	1.000
John Tudor, L ERA: 2.5	(6, 1)	2.0		6	0	0	0	1	0	0	0	0	0	0	12	18	0.00	0.000
Frank DiPino, L ERA: 4.54	(8, 1)	0.2		4	2	1	1	1	0	0	0	0	0	0	10	13	13.50	3.000
Lee Smith, R ERA: 1.98	(8, 1)	1.1	S	4	0	0	0	1	0	0	0	0	0	0	10	15	0.00	0.000

PITCHER		IP	WLS	BF	H	R	ER	SO	BB	IBB	HBP	BLK	WP	HR	S	P	ERA	WHIP

Batter	1	2	3	4	5	6	7	8	9	AB	R	H	RBI	BB	SO	LOB
Milt Thompson, L (1, 7) (7, 9) OBP: 0.290, SLG: 0.315	G3	FC3-2 1-2 2-3 3-H			L5-3 1B		5-3			4	0	1	0	0	0	3
José Oquendo, S (1, 6) OBP: 0.354, SLG: 0.316	K	G3-2-3 3-Hf			L5-3 1-2			5-3		4	0	0	0	0	1	4
Ray Lankford, L (1, 8) OBP: 0.293, SLG: 0.370	HR		F8		F9			K		4	1	1	1	0	1	0
Rex Hudler, R (1, 3) OBP: 0.344, SLG: 0.497	K		K			1B		BB		3	0	1	0	1	2	0
Felix Jose, S (1, 9) OBP: 0.303, SLG: 0.365 Bernard Gilkey, R (7, 7) OBP: 0.111, SLG: 0.111		S 2B BB	HR			F7 1-2		FC6-4 1-		2 1	2 0	1 0	1 0	1 0	0 0	1 1
Todd Zeile, R (1, 5) OBP: 0.319, SLG: 0.389	1B 1-H 2B		F2			G3 2-3				3	1	1	1	0	0	1
Tom Pagnozzi, R (1, 2) OBP: 0.333, SLG: 0.364	2B FC3-2 2-3 1B			F3		F8				3	0	1	0	0	0	1
Tim Jones, L (1, 4) OBP: 0.286, SLG: 0.314	FC3-2 1-3 G3-2-3 3-H 2B			L6 2B			F8			3	0	2	1	0	0	0
Ken Hill, R (1, 1) OBP: 0.429, SLG: 0.333 Dave Collins, S (2, PR) OBP: 0.382, SLG: 0.255 Ken Dayley, L (3, 1) John Tudor, L (6, 1) OBP: 0.196, SLG: 0.205 Pedro Guerrero, R (7, PH) OBP: 0.335, SLG: 0.436 Frank DiPino, L (8, 1) OBP: 0.333, SLG: 0.667 Lee Smith, R (8, 1)	FC3-2 HBP			L6 2-3			5-3			0 0 1 0 1 0 0	0 0 0 0 0 0 0	0 0 0 0 0 0 0	0 0 0 0 0 0 0	0 0 0 0 0 0 0	0 0 1 0 0 0 0	0 0 1 0 0 0 0
Inning Stats	R: 1 E: 0 K: 2 S: 10 H: 1 LOB: 0 BB: 0 P: 14	R: 2 E: 0 K: 0 S: 22 H: 3 LOB: 2 BB: 1 P: 39	R: 1 E: 0 K: 1 S: 8 H: 1 LOB: 0 BB: 0 P: 10	R: 0 E: 0 K: 0 S: 4 H: 1 LOB: 0 BB: 0 P: 7	R: 0 E: 0 K: 0 S: 4 H: 1 LOB: 0 BB: 0 P: 4	R: 0 E: 0 K: 0 S: 9 H: 1 LOB: 1 BB: 0 P: 14	R: 0 E: 0 K: 0 S: 7 H: 0 LOB: 0 BB: 0 P: 10	R: 0 E: 0 K: 1 S: 7 H: 0 LOB: 1 BB: 1 P: 13		1B: 3 2B: 5 3B: 0 HR: 2	SF: 0 SAC: 0 DP: 3 HBP: 1						

PITCHER		IP	WLS	BF	H	R	ER	SO	BB	IBB	HBP	BLK	WP	HR	S	P	ERA	WHIP
Mark Gardner, R ERA: 3.42	(1, 1)	3.0	L	15	5	4	4	3	1	0	1	0	0	2	40	63	12.00	2.000
Kevin Gross, R ERA: 4.32	(4, 1)	3.0		10	3	0	0	0	0	0	0	0	0	0	17	25	0.00	1.000
Scott Ruskin, L ERA: 2.66	(7, 1)	2.0		7	0	0	0	1	1	0	0	0	0	0	14	23	0.00	0.500

PITCHER	IP	WLS	BF	H	R	ER	SO	BB	IBB	HBP	BLK	WP	HR	S	P	ERA	WHIP

BOTTOM

Montreal Expos @ St. Louis Cardinals

Busch Stadium, St. Louis, MO

Thu Sep 06 1990, 3:33 AM CDT
Att. 10,897 - Cloudy - 99 F

livebaseballscorecards.com

AB	29
R	4
H	8
RBI	4
BB	2
SO	4
LOB	12

Batter	1	2	3	4	5	6	7	8	9	AB	R	H	RBI	BB	SO	LOB
Otis Nixon, S (1, 8) OBP: 0.340, SLG: 0.307	F3		K		F7		G4-3		F9	5	0	0	0	0	1	3
Marquis Grissom, R (1, 7) OBP: 0.319, SLG: 0.357	S, 1B		K		G6-3			FC4-6, 1B	S, 1B	5	1	3	0	0	1	2
Andres Galarraga, R (1, 3) OBP: 0.308, SLG: 0.406	SAFE, K			F7		1B		SAFE, SAFE, FC4-6, 1B	K	5	0	2	0	0	2	3
Tim Wallach, R (1, 5) OBP: 0.354, SLG: 0.496	K			P5		BB, 2B, 1B		K		4	1	1	0	0	2	3
Larry Walker, L (1, 9) OBP: 0.314, SLG: 0.434		P6		G3		SAFE, SAFE, BB, 2B, BB		FC4-6, S		3	0	0	1	1	0	1
Junior Noboa, R (1, 4) OBP: 0.298, SLG: 0.344		K			BB, E, 1B	1-H, 2-H, 2B		SAFE, FC6-4, IBB		3	1	2	1	1	1	0
Mike Fitzgerald, R (1, 2) OBP: 0.353, SLG: 0.376		K			SAFE, E, E, BB	F9		FC6-4		3	1	0	0	1	1	3
Spike Owen, S (1, 6) OBP: 0.334, SLG: 0.339			SH1-4, 1B		F9	B4-3			SH1-3, 1B	4	0	2	0	0	0	2
Oil Can Boyd, R (1, 1) OBP: 0.057, SLG: 0.057			SH1-4		E3	G6-3			SH1-3	2	0	0	0	0	0	0
Scott Ruskin, R (7, 1) OBP: 0.286, SLG: 0.714										0	0	0	0	0	0	0
Moises Alou, R (9, PH) OBP: 0.167, SLG: 0.167										0	0	0	0	0	0	0
Tim Burke, R (9, 1) OBP: 0.200, SLG: 0.200										0	0	0	0	0	0	0
Inning Stats	R: 0 E: 0 K: 2 S: 14 H: 1 LOB: 1 BB: 0 P: 19	R: 0 E: 0 K: 2 S: 9 H: 0 LOB: 0 BB: 0 P: 11	R: 0 E: 0 K: 2 S: 11 H: 1 LOB: 1 BB: 0 P: 15	R: 0 E: 0 K: 0 S: 5 H: 0 LOB: 0 BB: 0 P: 6	R: 2 E: 1 K: 0 S: 7 H: 1 LOB: 1 BB: 1 P: 13	R: 1 E: 0 K: 0 S: 10 H: 3 LOB: 1 BB: 1 P: 16	R: 0 E: 0 K: 0 S: 4 H: 0 LOB: 0 BB: 0 P: 5	R: 1 E: 0 K: 1 S: 11 H: 2 LOB: 2 BB: 1 P: 19	R: 0 E: 0 K: 1 S: 10 H: 2 LOB: 2 BB: 0 P: 14	1B: 9 2B: 1 3B: 0 HR: 0 SF: 0 SAC: 2 DP: 0 HBP: 0	WP: 0 PB: 0 SB: 3 CS: 0 PA: 39					

PITCHER		IP	WLS	BF	H	R	ER	SO	BB	IBB	HBP	BLK	WP	HR	S	P	ERA	WHIP
John Smiley, L ERA: 4.3	(1, 1)	5.2	L	24	6	3	1	6	2	0	0	0	0	0	54	77	1.59	1.412
Vicente Palacios, R ERA:	(6, 1)	1.1		4	0	0	0	0	0	0	0	0	0	0	6	8	0.00	0.000
Stan Belinda, R ERA: 4.03	(8, 1)	0.1		3	2	1	1	1	0	0	0	0	0	0	8	10	27.00	6.000
Jerry Reuss, L ERA:	(8, 1)	1.1		7	2	0	0	0	0	1	0	0	0	0	10	19	0.00	1.500
Doug Bair, R ERA: 3.6	(9, 1)	0.1		1	0	0	0	1	0	0	0	0	0	0	3	4	0.00	0.000

PITCHER	IP	WLS	BF	H	R	ER	SO	BB	IBB	HBP	BLK	WP	HR	S	P	ERA	WHIP

TOP

Montreal Expos @ Pittsburgh Pirates

Three Rivers Stadium, Pittsburgh, PA

Fri Sep 07 1990, 7:05 PM EDT

Att. 22,083 - Unknown - 75 F

livebaseballscorecards.com

AB	34
R	4
H	10
RBI	2
BB	3
SO	8
LOB	17

BOTTOM

Montreal Expos @ Pittsburgh Pirates

Three Rivers Stadium, Pittsburgh, PA

Fri Sep 07 1990, 7:05 PM EDT

Att. 22,083 - Unknown - 75 F

livebaseballscorecards.com

Batter	1	2	3	4	5	6	7	8	9	AB	R	H	RBI	BB	SO	LOB
Wally Backman, S (1, 4) OBP: 0.369, SLG: 0.390	C F B S 1-3 K ①		B C X 1-1 S 1B 1B		B F C B F C 2-3 K ②		B C S F X 1-2 F8 ③			3	1	1	0	0	2	1
Carmelo Martinez, R (7, PH) OBP: 0.342, SLG: 0.420										1	0	0	0	0	0	2
Rafael Belliard, R (8, 4) OBP: 0.314, SLG: 0.289										0	0	0	0	0	0	0
Jay Bell, R (1, 6) OBP: 0.321, SLG: 0.368	C B S B B B 4-2 S BB		1 SAFE B B X 2-0 F9 ②		C B C B B S 3-3 K ③			C B C C 1-3 K ①		3	0	0	0	1	2	2
Andy Van Slyke, L (1, 8) OBP: 0.368, SLG: 0.443	B F 1 SAFE 1 SAFE B B B 1-2 4-1 BB		1 SAFE 1 SAFE B B B C F B X 1-H 3-2 1B			C X 0-1 F7 ①		C B S C 1-3 K ②		3	0	1	1	1	1	0
Bobby Bonilla, S (1, 9) OBP: 0.333, SLG: 0.550	B X 1-0 F7 ②		X 0-0 G6-3 ③			F B F F B X 2-2 F7 ②		C B B B X 3-1 2B		4	0	1	0	0	0	3
Barry Bonds, L (1, 7) OBP: 0.407, SLG: 0.552	B S S T F X 1-2 F9 ③			X 0-0 G3 ①		C C C 0-3 K ③		C F C 0-3 K ③		4	0	0	0	0	2	3
Sid Bream, L (1, 3) OBP: 0.359, SLG: 0.454		B B X 2-0 G3 ①		C F S 0-3 K ②			B B B B 4-0 G6-3 S BB		B C F F X 1-2 G6-3 ①	2	0	0	0	1	1	0
Gary Redus, R (7, PR) OBP: 0.343, SLG: 0.402 (8, 3)										1	0	0	0	0	0	0
Jeff King, R (1, 5) OBP: 0.279, SLG: 0.420		S B X 1-1 F7 ②		C X 0-1 P3 ③			F S B X 1-2 F9 ①		C B X 1-1 G4-3 ②	4	0	0	0	0	0	1
Michael LaValliere, L (1, 2) OBP: 0.371, SLG: 0.351		X 0-0 F7 ③			F X 0-1 2B		B C B X 2-1 G6-3 1-3 ②		X 0-0 F8 ③	4	0	1	0	0	0	1
John Smiley, L (1, 1) OBP: 0.152, SLG: 0.114			S F C 0-3 K ①		X 0-0 G2-3 ①		B B B B 4-0 BB			2	0	0	0	0	1	1
Vicente Palacios, R (6, 1)										0	0	0	0	0	0	0
R.J. Reynolds, S (7, PH) OBP: 0.365, SLG: 0.369										0	0	0	0	1	0	0
Stan Belinda, R (8, 1)										0	0	0	0	0	0	0
Jerry Reuss, L (8, 1)										0	0	0	0	0	0	0
Doug Bair, R (9, 1)										0	0	0	0	0	0	0
Inning Stats	R: 0 E: 0 K: 1 S: 12 H: 0 LOB: 2 BB: 2 P: 23	R: 0 E: 0 K: 0 S: 4 H: 0 LOB: 0 BB: 0 P: 7	R: 1 E: 0 K: 1 S: 10 H: 2 LOB: 1 BB: 0 P: 16	R: 0 E: 0 K: 1 S: 6 H: 0 LOB: 0 BB: 0 P: 6	R: 0 E: 0 K: 2 S: 10 H: 1 LOB: 1 BB: 0 P: 15	R: 0 E: 0 K: 1 S: 9 H: 0 LOB: 0 BB: 0 P: 11	R: 0 E: 0 K: 0 S: 9 H: 0 LOB: 2 BB: 2 P: 21	R: 0 E: 0 K: 3 S: 11 H: 1 LOB: 1 BB: 0 P: 16	R: 0 E: 0 K: 0 S: 7 H: 0 LOB: 0 BB: 0 P: 9	1B: 2 2B: 2 3B: 0 HR: 0	SF: 0 SAC: 0 DP: 0 HBP: 0						

	AB	31
	R	1
	H	4
	RBI	1
	BB	4
	SO	9
	LOB	14

WP: 0 PB: 0 SB: 3 CS: 0 PA: 35

PITCHER		IP	WLS	BF	H	R	ER	SO	BB	IBB	HBP	BLK	WP	HR	S	P	ERA	WHIP
Oil Can Boyd, R ERA: 2.96	(1, 1)	6.2	W	27	3	1	1	6	4	0	0	0	0	0	56	94	1.35	1.050
Scott Ruskin, L ERA: 2.6	(7, 1)	1.1		5	1	0	0	3	0	0	0	0	0	0	15	21	0.00	0.750
Tim Burke, R ERA: 3.18	(9, 1)	1.0	S	3	0	0	0	0	0	0	0	0	0	0	7	9	0.00	0.000

PITCHER	IP	WLS	BF	H	R	ER	SO	BB	IBB	HBP	BLK	WP	HR	S	P	ERA	WHIP

Batter	1	2	3	4	5	6	7	8	9	AB	R	H	RBI	BB	SO	LOB
Dave Martinez, L (1, 8) OBP: 0.331, SLG: 0.440	G6-3		G1-6-3 1-2f			1B		BB 1B FC4-6 1B	F7	5	1	2	0	0	0	3
Delino DeShields, L (1, 4) OBP: 0.378, SLG: 0.401	G4-3		F7			S 1-3 1B		FC4-6 BB 1-2 1B		4	0	2	0	0	0	0
Mike Aldrete, L (1, 7) OBP: 0.389, SLG: 0.333	1B 1B			G6-3		K		FC4-6 1-2 2-3 BB		3	0	1	0	1	1	2
Tim Wallach, R (1, 5) OBP: 0.354, SLG: 0.495 Bill Sampen, R (6, 1) Tim Raines, S (8, PH) OBP: 0.378, SLG: 0.386 Dale Mohorcic, R (8, 1) OBP: 0.143, SLG: 0.143	1-3 1B			F8		G6-3 1-2		FC4-6 1-2f 2-3 3-H		3 0 1 0	0 0 0 0	1 0 0 0	0 0 1 0	0 0 0 0	0 0 0 0	2 0 2 0
Larry Walker, L (1, 9) OBP: 0.311, SLG: 0.429	G4-3			G6-3			L4	K		4	0	0	0	0	1	4
Andres Galarraga, R (1, 3) OBP: 0.310, SLG: 0.406		G4-3			K		BB		1B	3	0	1	0	1	1	0
Jerry Goff, L (1, 2) OBP: 0.349, SLG: 0.305 Junior Noboa, R (9, PH) OBP: 0.296, SLG: 0.342		F8		G4-3		K		K		3 1	0 0	0 0	0 0	0 0	1 1	1 1
Spike Owen, S (1, 6) OBP: 0.331, SLG: 0.336		G3		G3-1		G4-3		F9		4	0	0	0	0	0	2
Howard Farmer, R (1, 1) OBP: 0.333, SLG: 0.333 Drew Hall, L (4, 1) Otis Nixon, S (6, PH) OBP: 0.338, SLG: 0.305 Tom Foley, L (6, 5) OBP: 0.276, SLG: 0.254 Mike Fitzgerald, R (9, PH) OBP: 0.355, SLG: 0.378			G1-6-3 1B			F9		L7	1B	1 0 1 1 1	0 0 0 0 0	1 0 0 0 0	0 0 0 0 0	0 0 0 0 0	0 0 0 0 0	0 0 0 0 0
Inning Stats	R: 0 E: 0 K: 0 S: 11 H: 2 LOB: 2 BB: 0 P: 18	R: 0 E: 0 K: 0 S: 4 H: 0 LOB: 0 BB: 0 P: 6	R: 0 E: 0 K: 0 S: 8 H: 1 LOB: 0 BB: 0 P: 10	R: 0 E: 0 K: 0 S: 4 H: 0 LOB: 0 BB: 0 P: 6	R: 0 E: 0 K: 1 S: 7 H: 0 LOB: 0 BB: 0 P: 9	R: 0 E: 0 K: 1 S: 16 H: 2 LOB: 2 BB: 0 P: 21	R: 0 E: 0 K: 1 S: 10 H: 0 LOB: 1 BB: 1 P: 18	R: 1 E: 0 K: 1 S: 15 H: 2 LOB: 2 BB: 1 P: 28	R: 0 E: 0 K: 1 S: 16 H: 2 LOB: 2 BB: 0 P: 23	1B: 9 2B: 0 3B: 0 HR: 0 SF: 0 SAC: 0 DP: 1 HBP: 0				WP: 0 PB: 0 SB: 1 CS: 0	PA: 37	

PITCHER		IP	WLS	BF	H	R	ER	SO	BB	IBB	HBP	BLK	WP	HR	S	P	ERA	WHIP
Doug Drabek, R ERA: 2.63	(1, 1)	7.2	W	31	7	1	1	3	2	0	0	0	0	0	72	112	1.17	1.174
Bob Patterson, L ERA: 3.08	(8, 1)	1.1		6	2	0	0	2	0	0	0	0	0	0	19	27	0.00	1.500

PITCHER	IP	WLS	BF	H	R	ER	SO	BB	IBB	HBP	BLK	WP	HR	S	P	ERA	WHIP

TOP

Montreal Expos @ Pittsburgh Pirates

Three Rivers Stadium, Pittsburgh, PA

Sat Sep 08 1990, 7:05 PM EDT

Att. 44,614 - Unknown - 75 F

livebaseballscorecards.com

AB	35
R	1
H	9
RBI	1
BB	2
SO	5
LOB	17

BOTTOM

Montreal Expos @ Pittsburgh Pirates

Three Rivers Stadium, Pittsburgh, PA

Sat Sep 08 1990, 7:05 PM EDT

Att. 44,614 - Unknown - 75 F

Batter	1	2	3	4	5	6	7	8	9	AB	R	H	RBI	BB	SO	LOB
Wally Backman, S (1, 5) OBP: 0.373, SLG: 0.396 Jeff King, R (4, PH) (5, 5) OBP: 0.277, SLG: 0.417	0-0 SH5-4 SF9 2B		4-1 HR BB	2-2 F8 1-2		0-1 P6				1 2 1 0 1 0 0 2 0 0 0 0 0 3						
Jay Bell, R (1, 6) OBP: 0.321, SLG: 0.370	0-0 SH5-4 2-3		1-1 F9		1-2 F8 SF8 2B		1-0 P3			3	1	1	0	0	0	1
Andy Van Slyke, L (1, 8) OBP: 0.367, SLG: 0.450	0-0 SF9 3-H		3-2 1-H HR		3-2 F8 2-3		2-2 G4-3			3	1	1	3	0	0	1
Bobby Bonilla, S (1, 9) OBP: 0.333, SLG: 0.549	0-1 1B		2-2 G4-3		1-2 SF8 3-H		0-0 G5-3			3	0	1	1	0	0	0
Barry Bonds, L (1, 7) OBP: 0.406, SLG: 0.548		4-0 S BB		0-0 G4-3	3-1 F8			2-0 F7		3	0	0	0	1	0	0
Sid Bream, L (1, 3) OBP: 0.361, SLG: 0.464		2-1 P5		0-0 HR		1-2 1B		3-1 F9		4	1	2	1	0	0	1
Michael LaValliere, L (1, 2) OBP: 0.369, SLG: 0.349		3-2 SAFE P5 1-2		2-2 PB 1B		3-2 F8 SAFE		1-0 G4-3		4	1	1	0	0	0	2
Jose Lind, R (1, 4) OBP: 0.305, SLG: 0.347		2-3 K		1-1 G5-3 1-2		1-0 F8				3	0	0	0	0	1	3
Doug Drabek, R (1, 1) OBP: 0.250, SLG: 0.254 Bob Patterson, R (8, 1) OBP: 0.056, SLG: 0.056			1-3 K	1-1 WP 2-H		0-0 1-2				3 0 2 1 0 1 0 0 0 0 0 0 0 0						
Inning Stats	R: 1 H: 2 E: 0 LOB: 1 K: 0 BB: 0 S: 5 P: 5	R: 0 H: 0 E: 0 LOB: 1 K: 1 BB: 1 S: 10 P: 20	R: 2 H: 1 E: 0 LOB: 0 K: 1 BB: 1 S: 14 P: 25	R: 2 H: 3 E: 0 LOB: 1 K: 0 BB: 0 S: 13 P: 19	R: 1 H: 1 E: 0 LOB: 0 K: 0 BB: 0 S: 11 P: 19	R: 0 H: 2 E: 0 LOB: 2 K: 0 BB: 0 S: 13 P: 18	R: 0 H: 0 E: 0 LOB: 0 K: 0 BB: 0 S: 5 P: 8	R: 0 H: 0 E: 0 LOB: 0 K: 0 BB: 0 S: 4 P: 10		1B: 5 SF: 2 2B: 2 SAC: 1 3B: 0 DP: 0 HR: 2 HBP: 0				WP: 1 PA: 34 PB: 1 SB: 1 CS: 0		

livebaseballscorecards.com

AB	29
R	6
H	9
RBI	6
BB	2
SO	2
LOB	11

PITCHER		IP	WLS	BF	H	R	ER	SO	BB	IBB	HBP	BLK	WP	HR	S	P	ERA	WHIP
Howard Farmer, R ERA: 7.8	(1, 1)	3.2	L	18	6	5	5	2	2	0	0	0	0	2	39	64	12.27	2.182
Drew Hall, L ERA: 5.27	(4, 1)	1.1		5	1	1	1	0	0	0	0	0	1	0	14	24	6.75	0.750
Bill Sampen, R ERA: 2.8	(6, 1)	2.0		8	2	0	0	0	0	0	0	0	0	0	18	26	0.00	1.000
Dale Mohorcic, R ERA: 3.43	(8, 1)	1.0		3	0	0	0	0	0	0	0	0	0	0	4	10	0.00	0.000

PITCHER	IP	WLS	BF	H	R	ER	SO	BB	IBB	HBP	BLK	WP	HR	S	P	ERA	WHIP

Montreal Expos @ Pittsburgh Pirates

Three Rivers Stadium, Pittsburgh, PA

Sun Sep 09 1990, 3:33 AM EDT

Att. 22,023 - Overcast - 72 F

TOP

livebaseballscorecards.com

Batter	1	2	3	4	5	6	7	8	9	AB	R	H	RBI	BB	SO	LOB
Otis Nixon, S (1, 7) (9, 8) OBP: 0.345, SLG: 0.309	X 0-0 CS 1B		B B B B 4-0 3B BB	C X 0-1 ③ G5-3			F B C X 1-2 ① F9		S X 0-1 1B 1-3 1B 3-H 1B	4	2	2	1	1	0	1
Dave Martinez, L (1, 8) OBP: 0.332, SLG: 0.444 Marquis Grissom, R (9, PH) OBP: 0.321, SLG: 0.359 (9, 7)	C F B 1 SAFE 1 SAFE P C 2-3 ① ② K 1-2		1 SAFE X 0-0 2B 1-H 3B		B C X 1-1 ① G3		B B F B B 4-1 CS BB		C X 0-1 1B 1-2 1B 3-H 1B	3 1	1 1	1 1	1 1	1 0	1 0	1 0
Delino DeShields, L (1, 4) OBP: 0.378, SLG: 0.404	B C B F X 2-2 ③ G4-3		B X 1-0 WP 2B 3-H		C B F C 1-3 ② K		C 1 SAFE 1 SAFE S S 0-3 ② ③ K 1-2		B X 1-0 ② 1B 1-H 1B 2-H	5	0	2	3	0	2	1
Tim Wallach, R (1, 5) OBP: 0.352, SLG: 0.492		C B B F F F F X 2-2 ① F8	B F B F B X 3-2 ① P6 2-3		X 0-0 1B			X 0-0 ① P5	C F F B B S 2-3 ③ K	5	0	1	0	0	1	2
Larry Walker, L (1, 9) OBP: 0.313, SLG: 0.433		B C B B C B X 3-2 HR 2B	F F B X 1-2 ② F8		1 SAFE S 1 SAFE F F F 1 SAFE F X 0-2 ③ P5			B B B B C X 3-1 CS 1B		4	1	2	0	0	0	2
Andres Galarraga, R (1, 3) OBP: 0.309, SLG: 0.411	B C X 1-1 2-H HR		B X 1-0 ③ G5-3			C B B X 2-1 ① G1-3		F F B S 1-3 ② K		4	1	1	2	0	1	2
Mike Fitzgerald, R (1, 2) OBP: 0.360, SLG: 0.399	B S S B X 2-2 2B		B B F C F F C 2-3 ① K		B X 1-0 HR			B 1 SAFE C F P 2-2 ③ CS 1-2	F F B F B X 2-2 1B 1B	4	2	3	1	0	1	0
Tom Foley, L (1, 6) OBP: 0.282, SLG: 0.261 Rolando Roomes, R (9, PR) OBP: 0.229, SLG: 0.304 Spike Owen, S (9, 6) OBP: 0.331, SLG: 0.336	C B S F F X 1-2 ② F7		X 0-0 SH1-4 1B			B C F F B B X 3-2 ② F8			F X 0-1 1B 1-3 1B	4 0 0	0 1 0	2 0 0	0 0 0	0 0 0	0 0 0	1 0 0
Dennis Martinez, R (1, 1) OBP: 0.132, SLG: 0.121 Mel Rojas, R (1, 1) Bill Sampen, R (5, 1) Scott Ruskin, R (5, 1) OBP: 0.250, SLG: 0.625 Tim Burke, R (6, 1) OBP: 0.200, SLG: 0.200 Mike Aldrete, L (9, PH) OBP: 0.397, SLG: 0.331 Steve Frey, R (9, 1)		S X 0-1 ③ G6-3		X 0-0 ② SH1-4 1-2		S S F C 0-3 ③ K			B S B F C 2-3 ① K	0 1 0 1 0 1 0	0 0 0 0 0 0 0	0 0 0 0 0 0 0	0 0 0 0 0 1 0	0 0 0 0 0 0 0	0 1 0 0 0 0 0	0 0 0 0 0 0 0
Inning Stats	R: 0 E: 0 K: 1 S: 8 H: 1 LOB: 0 BB: 0 P: 11	R: 2 E: 0 K: 0 S: 21 H: 3 LOB: 1 BB: 0 P: 30	R: 2 E: 0 K: 0 S: 9 H: 2 LOB: 1 BB: 1 P: 19	R: 0 E: 0 K: 1 S: 9 H: 1 LOB: 1 BB: 0 P: 11	R: 0 E: 0 K: 1 S: 11 H: 1 LOB: 1 BB: 0 P: 13	R: 1 E: 0 K: 1 S: 12 H: 1 LOB: 0 BB: 0 P: 18	R: 0 E: 0 K: 1 S: 7 H: 0 LOB: 0 BB: 1 P: 12	R: 0 E: 0 K: 1 S: 9 H: 1 LOB: 0 BB: 0 P: 14	R: 4 E: 0 K: 2 S: 18 H: 5 LOB: 1 BB: 0 P: 25	1B: 9 2B: 3 3B: 1 HR: 2	SF: 0 SAC: 1 DP: 0 HBP: 0						

	AB	37
	R	9
	H	15
	RBI	9
	BB	2
	SO	8
	LOB	13

WP: 1 PB: 0 SB: 0 CS: 3 PA: 41

PITCHER		IP	WLS	BF	H	R	ER	SO	BB	IBB	HBP	BLK	WP	HR	S	P	ERA	WHIP
Bob Walk, R (1, 1) ERA: 4.24		2.0	L	12	6	4	4	1	1	0	0	0	0	1	31	48	18.00	3.500
Vicente Palacios, R (3, 1) ERA:		1.0		3	0	0	0	0	0	0	0	0	1	0	7	12	0.00	0.000
Neal Heaton, L (4, 1) ERA: 3.38		2.0		8	2	0	0	2	0	0	0	0	0	0	20	24	0.00	1.000
Doug Bair, R (6, 1) ERA: 3.86		1.0		4	1	1	1	1	0	0	0	0	0	1	12	18	9.00	1.000
Bob Kipper, L (7, 1) ERA: 3.19		1.1		5	1	0	0	1	1	0	0	0	0	0	10	18	0.00	1.500
Ted Power, R (8, 1) ERA: 3.17		1.0		5	3	3	3	2	0	0	0	0	0	0	17	23	27.00	3.000
Bob Patterson, L (9, 1) ERA: 3.16		0.2		3	2	1	1	1	0	0	0	0	0	0	7	10	13.50	3.000

Batter	1	2	3	4	5	6	7	8	9	AB	R	H	RBI	BB	SO	LOB
Wally Backman, S (1, 4) OBP: 0.375, SLG: 0.396	X 0-0 ① G1-3		B B B B 4-0 1-2 BB		B F C F F X 1-2 HR 1B		B S X 1-1 ① G4-3		B F B B F F X 3-2 ② F7	3	1	1	0	1	0	0
Carmelo Martinez, R (9, PH) OBP: 0.340, SLG: 0.418										1	0	0	0	0	0	2
Jeff King, R (1, 5) OBP: 0.279, SLG: 0.427	C S X 0-2 ② P3		F B S X 1-2 ③ G6-3		B S F B X 2-2 1-H HR		B F B S F F B X 3-2 ② P7		C X 0-1 1-2 2-H PB 1B	5	1	2	3	0	0	2
Andy Van Slyke, L (1, 8) OBP: 0.365, SLG: 0.449	C C B X 1-2 ③ G4-3			X 0-0 ① 2B	X 0-0 ② F9		B C F X 1-2 ③ F7		B B C C S 2-3 ③ K 1-2 2-3	5	0	1	0	0	1	2
Bobby Bonilla, S (1, 9) OBP: 0.331, SLG: 0.545		F F F F S 0-3 ① K		B B B C S F S 3-3 ② K	X 0-0 ③ L7			B F S F S 1-3 ① K		4	0	0	0	0	3	0
Barry Bonds, L (1, 7) OBP: 0.408, SLG: 0.557		B C X 1-1 ② F7		X 0-0 HR		B B B C X 3-1 SH1-4 BB SF6 1B		C C X 0-2 CS 1B		4	2	3	1	0	0	0
Sid Bream, L (1, 3) OBP: 0.361, SLG: 0.464	C B X 1-1 ③ P6			S S X 0-2 1B 1B		B B 1 SAFE C 1 SAFE B 4-1 1-2 SH1-4 BB		1 SAFE 1 SAFE P S T B F X 2-2 ② ③ P3 1-2		2	0	1	0	0	0	0
Gary Redus, R (6, PH) OBP: 0.344, SLG: 0.400 (7, 3)										1	0	0	0	1	0	1
Michael LaValliere, L (1, 2) OBP: 0.374, SLG: 0.355			X 0-0 BB 1B	C B X 1-1 1-3 1B		B L X 1-1 ① SH1-4 1-2 2-3			C C F B B B F B 4-2 1B 1B BB	2	0	2	0	0	0	0
Don Slaught, R (6, PH) OBP: 0.378, SLG: 0.460 (7, 2)										0	1	0	0	1	0	0
Rafael Belliard, R (1, 6) OBP: 0.308, SLG: 0.283			B B C B C X 3-2 ① F8	F X 0-1 ③ P5		X 0-0 ② SF6 3-H			C B F F F X 1-2 PB 1B 1-2 1B	1	0	0	0	0	0	1
Steve Carter, L (4, PH)										1	0	0	0	0	0	2
Jay Bell, R (5, 6) OBP: 0.322, SLG: 0.371										1	0	1	1	0	0	0
Bob Walk, R (1, 1) OBP: 0.167, SLG: 0.133			B F B 1 SAFE X 2-1 ② F9		F B F X 1-2 ① F8	B S X 1-1 ③ G4-3			B C X 1-1 ① F7	0	0	0	0	0	0	0
Vicente Palacios, R (3, 1) OBP: 0.000, SLG: 0.000										0	0	0	0	0	0	0
Orlando Merced, S (3, PH) OBP: 0.250, SLG: 0.500										0	0	0	0	0	0	1
Neal Heaton, L (4, 1) OBP: 0.125, SLG: 0.047										0	0	0	0	0	0	0
John Cangelosi, S (5, PH) OBP: 0.333, SLG: 0.200										1	0	0	0	0	0	0
Doug Bair, R (6, 1) OBP: 0.000, SLG: 0.000										0	0	0	0	0	0	0
Mark Ryal, L (6, PH) OBP: 0.167, SLG: 0.111										1	0	0	0	0	0	0
Bob Kipper, R (7, 1) OBP: 0.143, SLG: 0.143										0	0	0	0	0	0	0
Ted Power, R (8, 1) OBP: 0.000, SLG: 0.000										0	0	0	0	0	0	0
Bob Patterson, R (9, 1) OBP: 0.000, SLG: 0.000										0	0	0	0	0	0	0
Lloyd McClendon, R (9, PH) OBP: 0.262, SLG: 0.213										1	0	0	0	0	0	2
Inning Stats	R: 0 E: 0 K: 0 S: 7 H: 0 LOB: 0 BB: 0 P: 8	R: 0 E: 0 K: 1 S: 10 H: 0 LOB: 0 BB: 0 P: 12	R: 0 E: 0 K: 0 S: 9 H: 1 LOB: 2 BB: 1 P: 19	R: 1 E: 0 K: 1 S: 13 H: 4 LOB: 2 BB: 0 P: 17	R: 2 E: 0 K: 0 S: 13 H: 2 LOB: 0 BB: 0 P: 17	R: 1 E: 0 K: 0 S: 8 H: 1 LOB: 1 BB: 1 P: 17	R: 0 E: 0 K: 0 S: 10 H: 0 LOB: 0 BB: 0 P: 15	R: 0 E: 0 K: 1 S: 12 H: 1 LOB: 0 BB: 0 P: 14	R: 1 E: 0 K: 1 S: 19 H: 2 LOB: 2 BB: 1 P: 30	1B: 8 2B: 1 3B: 0 HR: 2 SF: 1 SAC: 1 DP: 0 HBP: 0	WP: 0 PB: 1 SB: 0 CS: 1 PA: 39					

PITCHER		IP	WLS	BF	H	R	ER	SO	BB	IBB	HBP	BLK	WP	HR	S	P	ERA	WHIP
Dennis Martinez, R ERA: 2.92	(1, 1)	0.1		1	0	0	0	0	0	0	0	0	0	0	1	1	0.00	0.000
Mel Rojas, R ERA: 2.7	(1, 1)	3.2	W	16	5	1	1	2	1	0	0	0	0	1	38	55	2.46	1.636
Bill Sampen, R ERA: 3.01	(5, 1)	0.1		3	2	2	2	0	0	0	0	0	0	1	11	15	54.00	6.000
Scott Ruskin, L ERA: 2.7	(5, 1)	1.0		5	1	1	1	0	1	0	0	0	0	0	7	15	9.00	2.000
Tim Burke, R ERA: 3.03	(6, 1)	2.2		8	1	0	0	1	0	0	0	0	0	0	25	33	0.00	0.375

PITCHER		IP	WLS	BF	H	R	ER	SO	BB	IBB	HBP	BLK	WP	HR	S	P	ERA	WHIP
Steve Frey, L ERA: 2.62	(9, 1)	1.0		6	2	1	1	1	1	0	0	0	0	0	19	30	9.00	3.000

BOTTOM

Montreal Expos @ Pittsburgh Pirates

Three Rivers Stadium, Pittsburgh, PA

Sun Sep 09 1990, 3:33 AM EDT

Att. 22,023 - Overcast - 72 F

livebaseballscorecards.com

AB	34
R	5
H	11
RBI	5
BB	3
SO	4
LOB	14

Montreal Expos @ Chicago Cubs

Wrigley Field, Chicago, IL

Mon Sep 10 1990, 7:05 PM CDT

Att. 26,774 - Unknown - 78 F

TOP

livebaseballscorecards.com

Batter	1	2	3	4	5	6	7	8	9	AB	R	H	RBI	BB	SO	LOB
Tim Raines, S (1, 7) OBP: 0.374, SLG: 0.381	B X 1-0 ① P3		B F B X 2-1 ② G1-3	B X 1-0 ③ F8		B X 1-0 ① F9 2-3		C S B B S 2-3 ② K		5	0	0	0	0	1	4
Delino DeShields, L (1, 4) OBP: 0.378, SLG: 0.403	B C B X 2-1 ② P6		B B F B B 4-1 1B 1B BB		B C C B X 2-2 S 1B 1B	B B F X 2-1 ② SF7 3-H		B S X 1-1 ③ G4-3		3	2	1	1	1	0	1
Andres Galarraga, R (1, 3) OBP: 0.308, SLG: 0.408	B C F B F B F S 3-3 ③ K		1 SAFE X 0-0 1B 1-3 1B 1B		B 1 SAFE 1 SAFE X 1-0 F9	X 0-0 ③ L4			B S S T B X 2-2 ① G5-3	5	1	1	0	0	1	2
Tim Wallach, R (1, 5) OBP: 0.353, SLG: 0.492		C B B S X 2-2 ① F9	C F B B X 2-2 1B PB 1-2 3-H 1B		1 SAFE C 1 SAFE B B B C X 2-2 CS 1-H 1B		F B X 1-1 ① G6-3		B B X 2-0 ② F8	5	1	2	2	0	0	0
Mike Fitzgerald, R (1, 2) OBP: 0.366, SLG: 0.399		B B B C B 4-1 3B BB	F C F F F F X 0-2 PB 1-3 2-H 1B		C B B B B 4-1 ② 3B 1-2 BB		S B C B X 2-2 ② G6-3		B C B B F F F B 4-2 FC4-6 BB	2	2	1	1	3	0	0
Marquis Grissom, R (1, 9) OBP: 0.319, SLG: 0.356 Larry Walker, L (5, PH) OBP: 0.316, SLG: 0.439 (5, 9)		F 1 SAFE B X 1-1 ② L7	B C F 1 SAFE B X 2-2 ③ P3 1-2 3-H		B C S B X 2-2 1-H 3B		S B F B B B 4-2 FC6 BB		S X 0-1 ③ FC4-6 1-2f	2	0	0	0	0	0	2
										2	0	1	1	1	0	1
Rolando Roomes, R (1, 8) OBP: 0.239, SLG: 0.343 Otis Nixon, S (4, PH) OBP: 0.340, SLG: 0.304 (4, 8)		B F B B F F X 2-2 1-H 3B		C B B C F B X 3-2 ① L7	B B C X 2-1 ③ L8		B X 1-0 ③ FC6 1-2f			1	0	1	1	0	0	0
										3	0	0	0	0	0	2
Spike Owen, S (1, 6) OBP: 0.335, SLG: 0.338		X 0-0 ③ G6-3		X 0-0 FC5-4 1B		B B B B 4-0 F9 BB SF7 BB		X 0-0 SH2-4 1B		3	1	2	0	1	0	1
Chris Nabholz, L (1, 1) Mike Aldrete, L (6, PH) OBP: 0.390, SLG: 0.331 Dale Mohorcic, R (6, 1) OBP: 0.143, SLG: 0.143 Tim Burke, R (9, 1) OBP: 0.200, SLG: 0.200			C B C F X 1-2 ① G4-3	L L X 0-2 ② FC5-4 1-2f		B 1 SAFE 1 SAFE 1 SAFE B 1 SAFE 1 SAFE B C 4-1 B 1-2 BB		X 0-0 ① SH2-4 1-2		2	0	0	0	0	0	1
										0	0	0	0	1	0	0
										0	0	0	0	0	0	0
										0	0	0	0	0	0	0

	AB	33
	R	7
	H	9
	RBI	6
	BB	7
	SO	2
	LOB	14

Inning Stats	1	2	3	4	5	6	7	8	9
	R: 0 E: 0 K: 1 S: 8	H: 0 LOB: 0 BB: 0 P: 14	R: 1 E: 0 K: 0 S: 11	H: 1 LOB: 1 BB: 1 P: 20	R: 3 E: 0 K: 0 S: 21	H: 3 LOB: 1 BB: 1 P: 32	R: 0 E: 0 K: 0 S: 9	H: 1 LOB: 1 BB: 0 P: 13	R: 2 E: 0 K: 0 S: 13	H: 3 LOB: 1 BB: 1 P: 26
	R: 1 E: 0 K: 0 S: 5	H: 0 LOB: 1 BB: 2 P: 16	R: 0 E: 0 K: 0 S: 8	H: 0 LOB: 1 BB: 1 P: 16	R: 0 E: 0 K: 1 S: 7	H: 1 LOB: 1 BB: 0 P: 10	R: 0 E: 0 K: 0 S: 12	H: 0 LOB: 1 BB: 1 P: 20		

	1B: 7	SF: 1
	2B: 0	SAC: 1
	3B: 2	DP: 0
	HR: 0	HBP: 0

	WP: 0	PA: 42
	PB: 1	
	SB: 1	
	CS: 1	

PITCHER		IP	WLS	BF	H	R	ER	SO	BB	IBB	HBP	BLK	WP	HR	S	P	ERA	WHIP
Mitch Williams, L ERA: 3.34	(1, 1)	3.0		15	4	4	3	1	2	0	0	0	0	0	40	66	9.00	2.000
Bill Long, R ERA: 3.81	(4, 1)	2.0	L	11	4	3	3	0	2	0	0	0	0	0	22	43	13.50	3.000
Dave Pavlas, R ERA: 3.86	(6, 1)	1.0		4	0	0	0	0	1	0	0	0	0	0	5	12	0.00	1.000
Randy Kramer, R ERA: 4.05	(7, 1)	3.0		12	1	0	0	1	2	0	0	0	0	0	27	46	0.00	1.000

PITCHER	IP	WLS	BF	H	R	ER	SO	BB	IBB	HBP	BLK	WP	HR	S	P	ERA	WHIP

BOTTOM

Montreal Expos @ Chicago Cubs

Wrigley Field, Chicago, IL

Mon Sep 10 1990, 7:05 PM CDT

Att. 26,774 - Unknown - 78 F

livebaseballscorecards.com

Batter	1	2	3	4	5	6	7	8	9	AB	R	H	RBI	BB	SO	LOB
Jerome Walton, R (1, 8) OBP: 0.356, SLG: 0.334	3-1 23 1B 1B / 1B	3-1 BB 1-3 / 2B		2-1 F8 ①		X 0-0 B1-3 ③			X 0-0 1B / 1B	5	1	3	0	0	0	0
23 Ryne Sandberg, R (1, 4) OBP: 0.349, SLG: 0.542 Greg Smith, S (4, PH) OBP: 0.333, SLG: 0.300 (5, 4) Dave Clark, L (9, PH) OBP: 0.301, SLG: 0.410	B 1 SAFE 1 SAFE C 1 SAFE 1 SAFE X 1-1 1-3 1B / 1B	4-0 BB / IBB		B F X 1-1 G6-4-3 / 1B			C F S 0-3 K ①		B S B S S 2-3 K ②	1 2 1	1 0 0	1 1 0	0 0 0	1 0 0	0 1 1	0 0 1
Mark Grace, L (1, 3) OBP: 0.369, SLG: 0.413	C B B B B 4-1 FC5-4 1B SF7 / BB	B B B B 4-0 1-2 2-3 3-H / BB		C 1 SAFE F X 0-2 G6-4-3 ② ③ 1-2f			S B F B X 2-2 G6-3 ②		B X 1-0 1-3 / 1B X 0-0 F9 ③	3 4	1 0	1 1	1 2	2 1	0 1	1 5
Andre Dawson, R (1, 9) OBP: 0.354, SLG: 0.522	B C F F B X 2-2 FC5-4 1B 1-2 2-H 3-H	B F S F S 1-3 K ②			B F X 1-1 P4 ①		B B B B 4-0 BB			4	0	1	2	1	1	5
Luis Salazar, R (1, 5) OBP: 0.303, SLG: 0.411	B B X 2-0 FC5-4 FC6-4 1-2f 2-3 ①	B S S B S 2-3 K ③			C S X 0-2 F8 ②		B C X 1-1 G5-3 ③			4	0	0	0	0	1	6
Shawon Dunston, R (1, 6) OBP: 0.293, SLG: 0.447	C F B 1 SAFE F F B X 2-2 SF7 3-H ②		B C F S 1-3 K ①		B X 1-0 3B			C X 0-1 G6-3 ①		3	0	1	1	0	1	0
Joe Girardi, R (1, 2) OBP: 0.310, SLG: 0.358	1 SAFE X 0-0 FC6-4 1-2f ③		C F X 0-2 G6-3 ②		C B C S 1-3 K ③			X 0-0 L4 ②		4	0	0	0	0	1	2
Doug Dascenzo, S (1, 7) OBP: 0.314, SLG: 0.361		C X 0-1 FC5-6 1B	S B B B B 4-1 BB			B B C F X 2-2 F7 ①		X 0-0 F8 ③		3	0	1	0	1	0	0
Mitch Williams, L (1, 1) Domingo Ramos, R (3, PH) OBP: 0.330, SLG: 0.307 Bill Long, R (4, 1) Dave Pavlas, R (6, 1) Dwight Smith, L (6, PH) OBP: 0.332, SLG: 0.377 Randy Kramer, R (7, 1) Gary Varsho, L (9, PH) OBP: 0.282, SLG: 0.316		L 1 SAFE B X 1-1 FC5-6 2B BB 1-2f ①	B B 1 SAFE SAFE C X 2-1 L9 ③			C S B S 1-3 K ②			B B C X 2-1 F9 ①	1 1 0 0 1 0 1	1 0 0 0 0 0 0	0 0 0 0 0 0 0	0 0 0 0 0 0 0	0 0 0 0 1 0 0	0 0 0 0 0 0 0	1 1 0 0 0 0 0
Inning Stats	R: 3 H: 3 E: 0 LOB: 1 K: 0 BB: 1 S: 16 P: 30	R: 1 H: 2 E: 0 LOB: 3 K: 2 BB: 2 S: 13 P: 28	R: 0 H: 0 E: 0 LOB: 1 K: 1 BB: 0 S: 9 P: 16	R: 0 H: 1 E: 0 LOB: 0 K: 0 BB: 0 S: 7 P: 10	R: 0 H: 1 E: 0 LOB: 1 K: 1 BB: 0 S: 9 P: 12	R: 0 H: 0 E: 0 LOB: 0 K: 1 BB: 0 S: 7 P: 10	R: 0 H: 0 E: 0 LOB: 1 K: 1 BB: 1 S: 8 P: 15	R: 0 H: 0 E: 0 LOB: 0 K: 0 BB: 0 S: 4 P: 4	R: 0 H: 2 E: 0 LOB: 2 K: 1 BB: 0 S: 8 P: 13	1B: 7 SF: 1 2B: 1 SAC: 0 3B: 1 DP: 1 HR: 0 HBP: 0						

	AB	34
	R	4
	H	9
	RBI	4
	BB	5
	SO	7
	LOB	17

PITCHER		IP	WLS	BF	H	R	ER	SO	BB	IBB	HBP	BLK	WP	HR	S	P	ERA	WHIP
Chris Nabholz, L ERA: 3.32	(1, 1)	5.0	W	25	7	4	4	4	3	1	0	0	0	0	54	96	7.20	2.000
Dale Mohorcic, R ERA: 3.14	(6, 1)	3.2		14	2	0	0	3	1	0	0	0	0	0	26	41	0.00	0.818
Tim Burke, R ERA: 3.02	(9, 1)	0.1	S	1	0	0	0	0	0	0	0	0	0	0	1	1	0.00	0.000

PITCHER	IP	WLS	BF	H	R	ER	SO	BB	IBB	HBP	BLK	WP	HR	S	P	ERA	WHIP

WP: 0	PB: 0	SB: 0	CS: 0	PA: 40													

Batter	1	2	3	4	5	6	7	8	9	AB	R	H	RBI	BB	SO	LOB
Tim Raines, S (1, 7) OBP: 0.374, SLG: 0.380	4-2 G3 S 2B BB	0-0 2-H 1B		0-1 G3			2-1 G3 1-2		3-1 G4-1	4	1	1	1	1	0	3
Dave Martinez, L (1, 8) OBP: 0.330, SLG: 0.441 Nelson Santovenia, R (7, PH) OBP: 0.225, SLG: 0.319 Moises Alou, R (7, 8) OBP: 0.143, SLG: 0.143	1-1 G3 1-3	2-2 L8			2-1 F9		1-3 K 2-3		0-0 G6-3	3 1 1	0 0 0	0 0 0	0 0 0	0 0 0	0 1 0	1 1 0
Delino DeShields, L (1, 4) OBP: 0.381, SLG: 0.409	3-0 HR 3-H 2B		2-2 G6-3		2-2 1B		1-2 3-H 1B			4	1	3	2	0	0	0
Tim Wallach, R (1, 5) OBP: 0.350, SLG: 0.488	3-3 K SAFE		2-1 G6-3		2-2 F7 1 SAFE 1 SAFE 1 SAFE 1 SAFE		3-2 G1-3 1 SAFE			4	0	0	0	0	1	3
Larry Walker, L (1, 9) OBP: 0.317, SLG: 0.436	4-2 HR BB		0-0 G4-3		2-1 P5			4-2 G6-4-3 BB		2	1	0	0	2	0	1
Andres Galarraga, R (1, 3) OBP: 0.308, SLG: 0.413	1-1 1-H 2-H HR			2-1 G6-3		3-3 K		1-1 G6-4-3 1-2f		4	1	1	3	0	1	1
Jerry Goff, L (1, 2) OBP: 0.346, SLG: 0.303	0-0 F8			1-3 K		2-1 F7		0-1 1B		4	0	1	0	0	1	0
Tom Foley, L (1, 6) OBP: 0.289, SLG: 0.270 Drew Hall, L (6, 1) Mike Aldrete, L (8, PH) OBP: 0.388, SLG: 0.329 Steve Frey, R (8, 1)		1-2 SH1-4 1B 1B		1-2 1B 1B		2-2 F8		0-3 K		3 0 1 0	1 0 0 0	2 0 0 0	0 0 0 0	0 0 1 0	0 0 1 0	0 0 1 0
Kevin Gross, R (1, 1) OBP: 0.229, SLG: 0.348 Mel Rojas, R (2, 1) Howard Farmer, R (3, 1) OBP: 0.500, SLG: 0.500 Spike Owen, S (6, 6) OBP: 0.335, SLG: 0.338		1-0 SH1-4 1-2		2-2 1B			4-2 WP G3 1B BB		2-2 F7	0 0 1 1	0 0 0 1	0 0 1 1	0 0 0 0	0 0 0 1	0 0 0 0	0 0 0 0
Inning Stats	R: 4 H: 2 E: 0 LOB: 0 K: 1 BB: 2 S: 17 P: 33	R: 1 H: 2 E: 0 LOB: 0 K: 0 BB: 0 S: 8 P: 12	R: 0 H: 0 E: 0 LOB: 0 K: 0 BB: 0 S: 6 P: 10	R: 0 H: 2 E: 0 LOB: 2 K: 1 BB: 0 S: 14 P: 20	R: 0 H: 1 E: 0 LOB: 1 K: 0 BB: 0 S: 12 P: 20	R: 0 H: 0 E: 0 LOB: 0 K: 1 BB: 0 S: 8 P: 15	R: 1 H: 1 E: 0 LOB: 1 K: 1 BB: 1 S: 14 P: 25	R: 0 H: 1 E: 0 LOB: 1 K: 1 BB: 1 S: 9 P: 14	R: 0 H: 0 E: 0 LOB: 0 K: 0 BB: 0 S: 6 P: 11	1B: 7 SF: 0 2B: 1 SAC: 1 3B: 0 DP: 1 HR: 1 HBP: 0						WP: 1 PA: 38 PB: 0 SB: 1 CS: 0

PITCHER		IP	WLS	BF	H	R	ER	SO	BB	IBB	HBP	BLK	WP	HR	S	P	ERA	WHIP
Jose Antonio Nunez, R ERA: 6.5	(1, 1)	2.0		11	4	5	5	1	2	0	0	0	0	1	25	45	22.50	3.000
Dave Pavlas, R ERA: 2.08	(3, 1)	4.0	W	15	3	0	0	2	0	0	0	0	0	0	40	65	0.00	0.750
Steve Wilson, L ERA: 4.72	(7, 1)	0.2		4	1	1	1	1	1	0	0	0	1	0	11	19	13.50	3.000
Mike Bielecki, R ERA: 5.32	(7, 1)	2.1		8	1	0	0	1	1	0	0	0	0	0	18	31	0.00	0.857

PITCHER	IP	WLS	BF	H	R	ER	SO	BB	IBB	HBP	BLK	WP	HR	S	P	ERA	WHIP

TOP

Montreal Expos @ Chicago Cubs

Wrigley Field, Chicago, IL

Tue Sep 11 1990, 3:33 AM CDT

Att. 18,984 - Sunny

livebaseballscorecards.com

AB	33
R	6
H	9
RBI	6
BB	4
SO	5
LOB	11

Montreal Expos @ Chicago Cubs

Wrigley Field, Chicago, IL

Tue Sep 11 1990, 3:33 AM CDT

Att. 18,984 - Sunny

BOTTOM

Batter	1	2	3	4	5	6	7	8	9	AB	R	H	RBI	BB	SO	LOB
Jerome Walton, R (1, 8) OBP: 0.357, SLG: 0.333	F8	BB, HBP, 2B, BB	K			F9		E1, 1B		4	1	1	0	1	1	1
Shawon Dunston, R (1, 6) OBP: 0.295, SLG: 0.447	E, S, 1B	BB, 2B, HBP 1-2 2-3	G5-4-3 1-2			G5-3		F9		2	1	1	0	0	0	1
Domingo Ramos, R (5, 6) OBP: 0.328, SLG: 0.304										2	0	0	0	0	0	1
Mark Grace, L (1, 3) OBP: 0.371, SLG: 0.411	G4-6-3 1-3 BB	2B, 2B, BB 1-2 2-3 3-H	G5-3			BB		G1-3		2	1	0	1	3	0	2
Andre Dawson, R (1, 9) OBP: 0.353, SLG: 0.522	G4-6-3 1-2f	2B, 2B 1-3 2-H 3-H		P3		G4-3		F9		4	1	1	2	0	0	3
Steve Wilson, L (7, 1) OBP: 0.212, SLG: 0.194										0	0	0	0	0	0	0
Mike Bielecki, R (7, 1) OBP: 0.225, SLG: 0.184										1	0	0	0	0	0	1
Derrick May, L (1, 7) OBP: 0.375, SLG: 0.333		BB, 1B, 2B E, 2B		F9			3B, BB			2	3	1	2	2	0	0
Luis Salazar, R (1, 5) OBP: 0.308, SLG: 0.421	1B 1-2	E1, 1B FC9-5		F8			SAFE, SAFE, 3B 1-H			4	1	3	1	0	0	0
Damon Berryhill, S (1, 2) OBP: 0.105, SLG: 0.118	1B, 2B 1-H 2-H	FC9-5 2-3			F8		G4-3			4	1	1	2	0	0	2
Greg Smith, S (1, 4) OBP: 0.313, SLG: 0.286	2B, 1B 2-H	G4-3			G4-3		F7			4	1	1	1	0	0	1
Jose Antonio Nunez, R (1, 1)		HBP, BB, 2B 1-H	BB		K		G5-3			0	0	0	0	0	0	0
Dwight Smith, L (2, PH) OBP: 0.334, SLG: 0.383										1	1	1	1	0	0	0
Dave Pavlas, R (3, 1)										1	0	0	0	1	1	0
Doug Dascenzo, S (7, 9) OBP: 0.312, SLG: 0.360			G5-4-3							1	0	0	0	0	0	1
Inning Stats	R: 0 E: 0 K: 0 S: 5 H: 1 LOB: 1 BB: 1 P: 11	R: 10 E: 1 K: 0 S: 30 H: 7 LOB: 0 BB: 3 P: 54	R: 0 E: 0 K: 1 S: 6 H: 0 LOB: 1 BB: 1 P: 12	R: 0 E: 0 K: 0 S: 6 H: 0 LOB: 0 BB: 0 P: 8	R: 0 E: 0 K: 1 S: 5 H: 0 LOB: 0 BB: 0 P: 6	R: 0 E: 0 K: 0 S: 9 H: 0 LOB: 1 BB: 1 P: 13	R: 1 E: 0 K: 0 S: 8 H: 1 LOB: 1 BB: 1 P: 17	R: 0 E: 1 K: 0 S: 11 H: 1 LOB: 1 BB: 0 P: 17		1B: 5 2B: 5 3B: 1 HR: 0 SF: 0 SAC: 0 DP: 2 HBP: 1						

PITCHER		IP	WLS	BF	H	R	ER	SO	BB	IBB	HBP	BLK	WP	HR	S	P	ERA	WHIP
Kevin Gross, R ERA: 4.65	(1, 1)	1.0	L	10	5	6	6	0	3	0	0	0	0	0	11	31	54.00	8.000
Mel Rojas, R ERA: 3.48	(2, 1)	1.0		7	3	4	3	0	1	0	1	0	0	0	24	34	27.00	4.000
Howard Farmer, R ERA: 6.5	(3, 1)	3.0		10	0	0	0	2	1	0	0	0	0	0	17	26	0.00	0.333
Drew Hall, L ERA: 5.24	(6, 1)	2.0		9	1	1	1	0	2	0	0	0	0	0	17	30	4.50	1.500
Steve Frey, L ERA: 2.56	(8, 1)	1.0		4	1	0	0	0	0	0	0	0	0	0	11	17	0.00	1.000

PITCHER	IP	WLS	BF	H	R	ER	SO	BB	IBB	HBP	BLK	WP	HR	S	P	ERA	WHIP

AB	32
R	11
H	10
RBI	10
BB	7
SO	2
LOB	13

WP: 0 PA: 40
PB: 0
SB: 2
CS: 0

livebaseballscorecards.com

Batter	1	2	3	4	5	6	7	8	9	AB	R	H	RBI	BB	SO	LOB
Milt Thompson, L (1, 7) OBP: 0.291, SLG: 0.317	F X 0-1 ① 5-3		B X 1-0 ① F7		B X 1-0 ① FC6-4 1B 1-2f 2-3		X 0-0 ③ F9			4	0	0	0	0	0	2
Ozzie Smith, S (1, 6) OBP: 0.335, SLG: 0.302	C B B X 2-1 S 1B 1B		B X 1-0 ② L6		X 0-0 1-2 3-H 1B			B C C F B B X 3-2 ① L6		4	1	2	1	0	0	0
Ray Lankford, L (1, 8) OBP: 0.341, SLG: 0.413	1 SAFE F S 1 SAFE P S 1-3 ② K 1-2		S X 0-1 ③ 4-3		S S X 0-2 ② F7			C B X 1-1 FC6-4 1B		4	0	1	0	0	1	3
Pedro Guerrero, R (1, 3) OBP: 0.336, SLG: 0.436	X 0-0 2-H 1B			C C X 0-2 ① F8	X 0-0 ③ F9			B F B F F 1 SAFE F X 2-2 ② FC6-4 1-2f		4	0	1	1	0	0	3
Felix Jose, S (1, 9) OBP: 0.306, SLG: 0.373	B X 1-0 ③ F8			B F S B B X 3-2 ② F8		B B X 2-0 ① F5		B S F S 1-3 ③ K		4	0	0	0	0	1	2
Todd Zeile, R (1, 5) OBP: 0.321, SLG: 0.394		C B X 1-1 ① F4		B C B C B F B 4-2 BB		X 0-0 ② F8			B C B C B X 3-2 ① 6-3	3	0	0	0	1	0	0
Tom Pagnozzi, R (1, 2) OBP: 0.320, SLG: 0.349		B B C F B B 4-2 FC4-6 BB		B B C X 2-1 ③ 5-3		X 0-0 ③ 6-3			F B B F B F F X 3-2 ② L9	3	0	0	0	1	0	1
José Oquendo, S (1, 4) OBP: 0.353, SLG: 0.320		B F F F F F X 1-2 ② FC4-6 1-2f			X 0-0 FC6-4 1B 1B		B S X 1-1 ① F7		C S B X 1-2 ③ F9	4	1	1	0	0	0	1
Bob Tewksbury, R (1, 1) OBP: 0.250, SLG: 0.194		C S F C 0-3 ③ K			B C X 1-1 FC6-4 1-2 1B		F B F X 1-2 ② F8			1	0	0	0	0	1	1
Geronimo Pena, S (5, PH) OBP: 0.750, SLG: 0.750										1	0	1	0	0	0	0
Frank DiPino, L (5, 1) OBP: 0.333, SLG: 0.667										0	0	0	0	0	0	0
Rod Brewer, L (7, PH)										1	0	0	0	0	0	0
Mike Perez, R (7, 1)										0	0	0	0	0	0	0
Inning Stats	R: 1 E: 0 K: 1 S: 10 H: 2 LOB: 1 BB: 0 P: 13	R: 0 E: 0 K: 1 S: 14 H: 0 LOB: 1 BB: 1 P: 20	R: 0 E: 0 K: 0 S: 4 H: 0 LOB: 0 BB: 0 P: 6	R: 0 E: 0 K: 0 S: 11 H: 0 LOB: 1 BB: 1 P: 20	R: 1 E: 0 K: 0 S: 9 H: 3 LOB: 2 BB: 0 P: 11	R: 0 E: 0 K: 0 S: 3 H: 0 LOB: 0 BB: 0 P: 5	R: 0 E: 0 K: 0 S: 6 H: 0 LOB: 0 BB: 0 P: 8	R: 0 E: 0 K: 1 S: 14 H: 1 LOB: 1 BB: 0 P: 21	R: 0 E: 0 K: 0 S: 11 H: 0 LOB: 0 BB: 0 P: 18	1B: 6 2B: 0 3B: 0 HR: 0 SF: 0 SAC: 0 DP: 0 HBP: 0						

PITCHER		IP	WLS	BF	H	R	ER	SO	BB	IBB	HBP	BLK	WP	HR	S	P	ERA	WHIP
Oil Can Boyd, R ERA: 2.94	(1, 1)	7.0	W	28	5	2	2	2	2	0	0	0	0	0	57	83	2.57	1.000
Scott Ruskin, L ERA: 2.62	(8, 1)	2.0		7	1	0	0	1	0	0	0	0	0	0	25	39	0.00	0.500

PITCHER	IP	WLS	BF	H	R	ER	SO	BB	IBB	HBP	BLK	WP	HR	S	P	ERA	WHIP

TOP

St. Louis Cardinals @ Montreal Expos

Olympic Stadium, Montreal, QB

Wed Sep 12 1990, 7:05 PM EDT

Att. 10,128 - Dome

livebaseballscorecards.com

AB	33
R	2
H	6
RBI	2
BB	2
SO	3
LOB	13

WP: 0 PA: 35
PB: 0
SB: 1
CS: 0

BOTTOM

St. Louis Cardinals @ Montreal Expos

Olympic Stadium, Montreal, QB

Wed Sep 12 1990, 7:05 PM EDT

Att. 10,128 - Dome

Batter	1	2	3	4	5	6	7	8	9	AB	R	H	RBI	BB	SO	LOB
Tim Raines, S (1, 7) OBP: 0.378, SLG: 0.386	1-0 1B		0-0 1B	0-0 CS 1-2	0-0 L9		1-0 2B			4	2	3	0	0	0	0
Dave Martinez, L (1, 8) OBP: 0.332, SLG: 0.441	SAFE 2-0 1B 1-3 1B		2-2 2B 1-3 1B		1-2 4-3		0-2 5-3			4	2	2	0	0	0	1
Delino DeShields, L (1, 4) OBP: 0.384, SLG: 0.421	0-0 1B 1-2 3-H 1B		2-0 4-3 1-H 3-H 2B		2-0 HR		3-2 F7			4	1	3	4	0	0	1
Tim Wallach, R (1, 5) OBP: 0.350, SLG: 0.486	0-1 1-3 2-H 1B		0-0 L7		2-2 F8			0-0 4-3		4	0	1	1	0	0	1
Larry Walker, L (1, 9) OBP: 0.314, SLG: 0.432	1-3 K		0-0 4-3 2-3			3-2 5-3		0-0 4-3		4	0	0	0	0	1	2
Andres Galarraga, R (1, 3) OBP: 0.305, SLG: 0.410	1-1 4-3		0-0 5-3			2-1 F9		0-1 6-3		4	0	0	0	0	0	2
Mike Fitzgerald, R (1, 2) OBP: 0.363, SLG: 0.395		0-1 5-3		3-2 4-3		3-3 K				3	0	0	0	0	1	0
Spike Owen, S (1, 6) OBP: 0.338, SLG: 0.342		0-0 F9		1-2 CS 1B			0-0 E7 SF7 2B			3	1	2	0	0	0	0
Oil Can Boyd, R (1, 1) OBP: 0.055, SLG: 0.055 Mike Aldrete, L (7, PH) OBP: 0.386, SLG: 0.329 Scott Ruskin, R (8, 1) OBP: 0.250, SLG: 0.625		0-0 5-3		0-3 K			0-0 SF7 3-H			2 0 0	0 0 0	0 0 0	0 1 0	0 0 0	1 0 0	1 0 0
Inning Stats	R: 2 E: 0 K: 1 S: 10 H: 4 LOB: 1 BB: 0 P: 15	R: 0 E: 0 K: 0 S: 4 H: 0 LOB: 0 BB: 0 P: 4	R: 2 E: 0 K: 0 S: 8 H: 3 LOB: 1 BB: 0 P: 12	R: 0 E: 0 K: 1 S: 9 H: 1 LOB: 0 BB: 0 P: 13	R: 1 E: 0 K: 0 S: 9 H: 1 LOB: 0 BB: 0 P: 14	R: 0 E: 0 K: 1 S: 8 H: 0 LOB: 0 BB: 0 P: 16	R: 1 E: 1 K: 0 S: 10 H: 2 LOB: 1 BB: 0 P: 14	R: 0 E: 0 K: 0 S: 4 H: 0 LOB: 0 BB: 0 P: 4		1B: 7 2B: 3 3B: 0 HR: 1 SF: 1 SAC: 0 DP: 0 HBP: 0						

livebaseballscorecards.com

AB	32
R	6
H	11
RBI	6
BB	0
SO	3
LOB	8

WP: 0 PB: 0 SB: 0 CS: 1 PA: 34

PITCHER		IP	WLS	BF	H	R	ER	SO	BB	IBB	HBP	BLK	WP	HR	S	P	ERA	WHIP
Bob Tewksbury, R ERA: 2.93	(1, 1)	4.0	L	18	8	4	4	2	0	0	0	0	0	0	31	44	9.00	2.000
Frank DiPino, L ERA: 4.9	(5, 1)	2.0		7	1	1	1	1	0	0	0	0	0	1	17	30	4.50	0.500
Mike Perez, R ERA: 1.5	(7, 1)	2.0		8	2	1	1	0	0	0	0	0	0	0	14	18	4.50	1.000

PITCHER	IP	WLS	BF	H	R	ER	SO	BB	IBB	HBP	BLK	WP	HR	S	P	ERA	WHIP

Batter	1	2	3	4	5	6	7	8	9	AB	R	H	RBI	BB	SO	LOB
Geronimo Pena, S (1, 4) OBP: 0.556, SLG: 0.556	X 0-0 S 1B 1B	C B C F B X 2-2 ③ G5-3 2-H		P 1 SAFE 1-0 ③ PO 1-2	X 0-0 ① L3		F B B X 2-1 ① F7		C B S B X 2-2 F3 1B 1B	5	1	2	0	0	0	0
Rex Hudler, R (1, 7) OBP: 0.343, SLG: 0.485	1 SAFE X 0-0 ① L9		C B F X 1-2 ① G5-3		B C X 1-1 ② G5-3		F X 0-1 1B		1 SAFE C 1 SAFE B C F F 1 SAFE 2-2 ① P4	0	1	0	0	0	0	0
Ray Lankford, L (1, 8) OBP: 0.356, SLG: 0.459	B X 1-0 CS 1-H 1B		S F X 0-2 ② P4		B X 1-0 HR		1 SAFE C 1 SAFE P P S X 2-2 ② F9 1-3		B 1 SAFE F X 1-1 1-2 1B	5	1	3	2	0	0	1
Pedro Guerrero, R (1, 3) OBP: 0.341, SLG: 0.440 Rod Brewer, L (9, 3)	1 SAFE 1 SAFE F P 1 SAFE B B F X 3-2 ② 1B 1-2 1B 1B		C B X 1-1 FC6-4 1B		F C B X 1-2 1B		X 0-0 3-H 1B		B B F X 2-1 ② F3 2-3	5	0	4	1	0	0	2
										0	0	0	0	0	0	0
Felix Jose, S (1, 9) OBP: 0.306, SLG: 0.371 John Tudor, L (7, 1) OBP: 0.188, SLG: 0.196 Terry Pendleton, S (9, PH) OBP: 0.277, SLG: 0.323 Lee Smith, R (9, 1)	B B X 2-0 ③ E5 1-H 1B		B F B X 2-1 ③ FC6-4 1-2f		B B X 2-0 ③ P5		C X 0-1 ③ F9		B B X 2-0 ③ F9	4	0	1	0	0	0	3
										0	0	0	0	0	0	0
										1	0	0	0	0	0	2
										0	0	0	0	0	0	0
Todd Zeile, R (1, 5) OBP: 0.326, SLG: 0.399		B X 1-0 1B G3 2B		B C B C B B 4-2 1B SF7 BB		C B B C X 2-2 FC6-4 1B		B B F F B B 4-2 G4-3 BB		2	2	2	0	2	0	0
Tom Pagnozzi, R (1, 2) OBP: 0.319, SLG: 0.347		B B X 2-0 G3 PB 2-3 1B		1 SAFE C C S 0-3 ① K	X 0-0 ① P8		1 SAFE C C 1 SAFE F X 0-2 ② L8		B L 1 SAFE L X 1-2 ① F9	4	1	1	0	0	1	3
Tim Jones, L (1, 6) OBP: 0.289, SLG: 0.327		B C X 1-1 ① G3 1-2 3-H		1 SAFE B B B X 2-0 PO 1-3 1B		1 SAFE C 1 SAFE F X 0-2 ② L8		B B S X 2-1 ② G4-3 1-2		4	0	1	1	0	0	3
Omar Olivares, R (1, 1) OBP: 0.143, SLG: 0.462 Milt Thompson, L (7, 9) OBP: 0.290, SLG: 0.316		X 0-0 ② L9		B B X 2-0 ② SF7 3-H		F X 0-1 ③ FC6-4 1-2f		C X 0-1 ③ G4-3		2	0	0	1	0	0	2
										1	0	0	0	0	0	1
Inning Stats	R: 1 E: 1 K: 0 S: 8 H: 4 LOB: 2 BB: 0 P: 13	R: 2 E: 0 K: 0 S: 9 H: 2 LOB: 0 BB: 0 P: 15	R: 0 E: 0 K: 0 S: 10 H: 1 LOB: 1 BB: 0 P: 14	R: 1 E: 0 K: 1 S: 8 H: 1 LOB: 0 BB: 1 P: 16	R: 1 E: 0 K: 0 S: 8 H: 2 LOB: 1 BB: 0 P: 13	R: 0 E: 0 K: 0 S: 9 H: 1 LOB: 1 BB: 0 P: 11	R: 1 E: 0 K: 0 S: 12 H: 2 LOB: 1 BB: 0 P: 14	R: 0 E: 0 K: 0 S: 9 H: 0 LOB: 1 BB: 1 P: 16	R: 0 E: 0 K: 0 S: 14 H: 2 LOB: 2 BB: 0 P: 23	1B: 13 2B: 1 3B: 0 HR: 1 SF: 1 SAC: 0 DP: 0 HBP: 0						

St. Louis Cardinals @ Montreal Expos

Olympic Stadium, Montreal, QB

Thu Sep 13 1990, 7:05 PM EDT

Att. 9,185 - Dome

TOP

livebaseballscorecards.com

AB	33
R	6
H	14
RBI	5
BB	2
SO	1
LOB	17

WP: 0 PA: 42
PB: 2
SB: 2
CS: 1

PITCHER		IP	WLS	BF	H	R	ER	SO	BB	IBB	HBP	BLK	WP	HR	S	P	ERA	WHIP
Bill Sampen, R ERA: 3.16	(1, 1)	2.0	L	10	6	3	2	0	0	0	0	0	0	0	17	28	9.00	3.000
Dale Mohorcic, R ERA: 3.26	(3, 1)	4.0		17	5	2	2	1	1	0	0	0	0	1	35	54	4.50	1.500
Mel Rojas, R ERA: 3.62	(7, 1)	1.1		7	2	1	1	0	1	0	0	0	0	0	17	24	6.75	2.250
Drew Hall, L ERA: 5.15	(8, 1)	1.0		5	2	0	0	0	0	0	0	0	0	0	15	22	0.00	2.000
Kevin Gross, R ERA: 4.63	(9, 1)	0.2		2	0	0	0	0	0	0	0	0	0	0	3	7	0.00	0.000

PITCHER		IP	WLS	BF	H	R	ER	SO	BB	IBB	HBP	BLK	WP	HR	S	P	ERA	WHIP

BOTTOM

St. Louis Cardinals @ Montreal Expos

Olympic Stadium, Montreal, QB

Thu Sep 13 1990, 7:05 PM EDT

Att. 9,185 - Dome

Batter	1	2	3	4	5	6	7	8	9	AB	R	H	RBI	BB	SO	LOB
Tim Raines, S (1, 7) OBP: 0.378, SLG: 0.385	F B B F B X 3-2 G1-3 ① 1-2	B B F B B 4-1 BB 1-2 2-3 3-H		B B X 2-0 F7 ③		C B X 1-1 FC6-4 ③ 1-2f			B C X 1-1 E S G3 1B	4	1	1	1	1	0	1
Dave Martinez, L (1, 8) OBP: 0.332, SLG: 0.440 Otis Nixon, S (7, PH) OBP: 0.341, SLG: 0.306 (8, 8)	B C F S 1-3 K ② 1-2	B F B B X 2-1 P4 ②			B F B X 2-1 BB 2B 1B		B X 1-0 1B S 1B		C S S 0-3 K ① 1-3	3 2	1 0	1 1	1 0	0 0	1 1	3 1
Delino DeShields, L (1, 4) OBP: 0.384, SLG: 0.420	B B B B 4-0 BLK BB ② 1-2	C X 0-1 F7 ③			C C B F C 1-3 K ①		B 1 SAFE 1 SAFE B X 2-0 ① 1-3		C F F F B X 1-2 G3 ② 3-H	4	0	1	1	1	1	4
Tim Wallach, R (1, 5) OBP: 0.347, SLG: 0.482	B B 1 SAFE F F B X 3-2 L7 ③ 1-2		C B B X 2-1 P3 ①		F F X 0-2 P3 ②		1 SAFE 1 SAFE F 1 SAFE 1 SAFE 1 SAFE C F F 2-2 F9 ② 1-2		X 0-0 F8 ③	5	0	0	0	0	0	3
Larry Walker, L (1, 9) OBP: 0.318, SLG: 0.432 Drew Hall, L (8, 1) Kevin Gross, R (9, 1) OBP: 0.229, SLG: 0.348		S B B C X 2-2 1B 1B 1B 1-2	C B F B B B 4-2 BB ②		F S B B F B B 4-2 1-2 2B BB		F X 0-1 G3 ③			2 0 0	1 0 0	1 0 0	0 0 0	2 0 0	0 0 0	1 0 0
Andres Galarraga, R (1, 3) OBP: 0.307, SLG: 0.413	X 0-0 BB 1B BB 1B 1-3	X 0-0 F8 ②			B X 1-0 ③ 1-H 2-H 2B			S X 0-1 P4 ①		4	1	2	1	0	0	1
Nelson Santovenia, R (1, 2) OBP: 0.219, SLG: 0.310 Rolando Roomes, R (8, PR) OBP: 0.239, SLG: 0.343 Orlando Mercado, R (9, 2) OBP: 0.290, SLG: 0.322	F F S 0-3 K ① 1-2	X 0-0 G4-3 ③				B B F X 2-1 P4 ①		X 0-0 E4 FC4-6		4 0 0	0 0 0	0 0 0	0 0 0	0 0 0	1 0 0	3 0 0
Spike Owen, S (1, 6) OBP: 0.337, SLG: 0.342	1 SAFE C X 0-1 BB BB 1B 1-2 3-H			X 0-0 G6-3 ①		X 0-0 B2-3 ②		B B C X 2-1 FC4-6 FC6-4 ② 1-2f		4	0	1	1	0	0	1
Bill Sampen, R (1, 1) Mike Aldrete, L (2, PH) OBP: 0.389, SLG: 0.329 Dale Mohorcic, R (3, 1) OBP: 0.125, SLG: 0.125 Moises Alou, R (6, PH) OBP: 0.250, SLG: 0.250 Mel Rojas, R (7, 1) Marquis Grissom, R (8, 9) OBP: 0.316, SLG: 0.355	B S B B B 4-1 BB 1-2 2-3			X 0-0 F8 ②		B S B X 2-1 FC6-4 1B		B X 1-0 FC6-4 ③ 1-2f		0 0 1 1 0 1	0 0 0 0 0 0	0 0 0 1 0 0	0 0 0 0 0 0	0 0 0 1 0 0	0 0 0 0 0 0	0 0 0 0 0 1
Inning Stats	R: 0 E: 0 K: 1 S: 9 H: 0 LOB: 1 BB: 1 P: 20	R: 2 E: 0 K: 1 S: 15 H: 3 LOB: 3 BB: 2 P: 27	R: 0 E: 0 K: 0 S: 6 H: 0 LOB: 1 BB: 1 P: 12	R: 0 E: 0 K: 0 S: 3 H: 0 LOB: 0 BB: 0 P: 5	R: 1 E: 0 K: 1 S: 13 H: 2 LOB: 2 BB: 1 P: 21	R: 0 E: 0 K: 0 S: 7 H: 1 LOB: 1 BB: 0 P: 12	R: 0 E: 0 K: 0 S: 9 H: 2 LOB: 1 BB: 0 P: 14	R: 0 E: 1 K: 0 S: 6 H: 0 LOB: 1 BB: 0 P: 9	R: 1 E: 0 K: 1 S: 11 H: 1 LOB: 0 BB: 0 P: 13	1B: 8 2B: 1 3B: 0 HR: 0	SF: 0 SAC: 0 DP: 0 HBP: 0				WP: 0 PB: 0 SB: 2 CS: 0	PA: 40	

PITCHER		IP	WLS	BF	H	R	ER	SO	BB	IBB	HBP	BLK	WP	HR	S	P	ERA	WHIP
Omar Olivares, R ERA: 3.06	(1, 1)	6.0	W	28	6	3	3	3	5	0	0	1	0	0	53	97	4.50	1.833
John Tudor, L ERA: 2.4	(7, 1)	2.0		8	2	0	0	0	0	0	0	0	0	0	15	23	0.00	1.000
Lee Smith, R ERA: 2.15	(9, 1)	1.0	S	4	1	1	0	1	0	0	0	0	0	0	11	13	0.00	1.000

PITCHER	IP	WLS	BF	H	R	ER	SO	BB	IBB	HBP	BLK	WP	HR	S	P	ERA	WHIP

AB	35
R	4
H	9
RBI	4
BB	5
SO	4
LOB	19

livebaseballscorecards.com

Batter	1	2	3	4	5	6	7	8	9	AB	R	H	RBI	BB	SO	LOB
Gary Redus, R (1, 3) OBP: 0.344, SLG: 0.421	B B B C F X 3-2 F7		X 0-0 G3		C F B B C 2-3 K		B B 1 SAFE X 2-0 F8			4	0	0	0	0	1	1
Sid Bream, L (7, 3) OBP: 0.354, SLG: 0.458										0	0	0	0	0	0	0
Jay Bell, R (1, 6) OBP: 0.316, SLG: 0.361	C F B S 1-3 K		X 0-0 G3		B C C B B S 3-3 K			B C B F X 2-2 G6-3		4	0	0	0	0	2	0
Jeff King, R (1, 5) OBP: 0.279, SLG: 0.415	B B B B 4-0 BB			C C B B X 2-2 G6-3		B X 1-0 G5-3		B C C X 1-2 F8		3	0	0	0	1	0	0
Bobby Bonilla, S (1, 9) OBP: 0.329, SLG: 0.538	B X 1-0 P2			B C F B B X 3-2 G5-3		B X 1-0 G5-3		B S X 1-1 G6-3		4	0	0	0	0	0	1
Barry Bonds, L (1, 7) OBP: 0.411, SLG: 0.577		B B F X 2-1 HR		B F B B B X 3-1 HR		B X 1-0 2B			C X 0-1 G3	4	2	3	2	0	0	0
R.J. Reynolds, S (1, 8) OBP: 0.362, SLG: 0.356		B C C F S 1-3 K		C B C B B B 4-2 BB BB		C C B B C 2-3 K			B C F B X 2-2 G5-3	3	0	0	0	1	2	1
Don Slaught, R (1, 2) OBP: 0.386, SLG: 0.470		B B S S B C 3-3 K		B 1 SAFE 1 SAFE 1 SAFE B F 1 SAFE B B 4-1 1-2 BB			X 0-0 B2		B S B B B C B 4-2 1B BB	2	0	0	0	2	1	0
Rafael Belliard, R (9, PR) OBP: 0.308, SLG: 0.283										0	0	0	0	0	0	0
Jose Lind, R (1, 4) OBP: 0.304, SLG: 0.343		B C F F F S 1-3 K		C B B X 2-1 L3			C B B F X 2-2 1B		F S X 0-2 1-2 1B	4	0	2	0	0	1	2
Bob Walk, R (1, 1) OBP: 0.147, SLG: 0.121			S S S 0-3 K		S B S S 1-3 K		1 SAFE M 1 SAFE 1 SAFE 1 SAFE L 1 SAFE X 0-2 B5		C B C B X 2-2 F8	3	0	0	0	0	2	1
Neal Heaton, L (8, 1) OBP: 0.128, SLG: 0.047										0	0	0	0	0	0	0
Carmelo Martinez, R (9, PH) OBP: 0.338, SLG: 0.414										1	0	0	0	0	0	2
Inning Stats	R: 0 E: 0 K: 1 S: 7 H: 0 LOB: 1 BB: 1 P: 16	R: 1 E: 0 K: 3 S: 14 H: 1 LOB: 0 BB: 0 P: 21	R: 0 E: 0 K: 1 S: 5 H: 0 LOB: 0 BB: 0 P: 5	R: 1 E: 0 K: 0 S: 13 H: 1 LOB: 2 BB: 2 P: 31	R: 0 E: 0 K: 3 S: 9 H: 0 LOB: 0 BB: 0 P: 15	R: 0 E: 0 K: 1 S: 6 H: 1 LOB: 1 BB: 0 P: 11	R: 0 E: 0 K: 0 S: 8 H: 1 LOB: 1 BB: 0 P: 12	R: 0 E: 0 K: 0 S: 8 H: 0 LOB: 0 BB: 0 P: 12	R: 0 E: 0 K: 0 S: 13 H: 1 LOB: 2 BB: 1 P: 21	1B: 2 2B: 1 3B: 0 HR: 2 SF: 0 SAC: 0 DP: 0 HBP: 0						

PITCHER	IP	WLS	BF	H	R	ER	SO	BB	IBB	HBP	BLK	WP	HR	S	P	ERA	WHIP
Brian Barnes, L (1, 1) ERA: 2.57	7.0		28	4	2	2	9	3	0	0	0	0	2	62	111	2.57	1.000
Steve Frey, L (8, 1) ERA: 2.45	2.0	W	8	1	0	0	0	1	0	0	0	0	0	21	33	0.00	1.000

PITCHER	IP	WLS	BF	H	R	ER	SO	BB	IBB	HBP	BLK	WP	HR	S	P	ERA	WHIP

TOP

Pittsburgh Pirates @ Montreal Expos

Olympic Stadium, Montreal, QB

Fri Sep 14 1990, 7:05 PM EDT

Att. 15,880 - Unknown

livebaseballscorecards.com

AB	32
R	2
H	5
RBI	2
BB	4
SO	9
LOB	8

Batter	1	2	3	4	5	6	7	8	9	AB	R	H	RBI	BB	SO	LOB
Tim Raines, S (1, 7) OBP: 0.375, SLG: 0.381	C C X 0-2 ① G6-3		B B B C X 3-1 ② G6-3		B B X 2-0 ② G4-3			X 0-0 ① G5-3		4	0	0	0	0	0	0
Dave Martinez, L (1, 8) OBP: 0.329, SLG: 0.437 Marquis Grissom, R (8, PH) OBP: 0.317, SLG: 0.354 (9, 8)	B F T S 1-3 ② K		B X 1-0 ③ G4-3		S B B X 2-1 ③ F7			B B S X 2-1 ② F8		3 1	0 0	0 0	0 0	0 0	1 0	0 0
Delino DeShields, L (1, 4) OBP: 0.385, SLG: 0.418	S B B B S T X 3-2 ③ G4-3			B B B C X 3-1 ① G4-1		H 1-0 L3-6 S HBP		B B B C B 4-1 2B BB		2	1	0	0	1	0	0
Tim Wallach, R (1, 5) OBP: 0.348, SLG: 0.484		S B B X 2-1 1B 1B		B X 1-0 ② P4		S B X 1-1 ① L7		1 SAFE B X 1-0 1-H HR 2B		4	1	2	1	0	0	1
Larry Walker, L (1, 9) OBP: 0.320, SLG: 0.441		X 0-0 ① P6		B X 1-0 S 1B 1B		1 SAFE B B C X 2-1 ②③ L3-6 1-3		S F B F X 1-2 2-H HR		4	2	2	2	0	0	2
Andres Galarraga, R (1, 3) OBP: 0.306, SLG: 0.411		B F B 1 SAFE F X 2-2 1-2 1B		C F 1 SAFE 1 SAFE S 0-3 K 1B 1-2			B F B S S 2-3 ① K	S B F B S 2-3 ③ K		4	0	1	0	0	3	1
Mike Fitzgerald, R (1, 2) OBP: 0.366, SLG: 0.398 Otis Nixon, S (7, PR) OBP: 0.341, SLG: 0.306 Orlando Mercado, R (8, 2) OBP: 0.290, SLG: 0.322		X 0-0 ② F7		C F B F X 1-2 1-2 2-H 1B			C B B X 2-1 1B			3 0 0	0 0 0	2 0 0	1 0 0	0 0 0	0 0 0	2 0 0
Tom Foley, L (1, 6) OBP: 0.284, SLG: 0.264		X 0-0 ③ G3		B S X 1-1 ③ P2			1 SAFE 1 SAFE B B 1 SAFE X 2-0 ② F7			3	0	0	0	0	0	5
Brian Barnes, L (1, 1) Mike Aldrete, L (7, PH) OBP: 0.387, SLG: 0.327 Steve Frey, R (8, 1)			S S S 0-3 ① K		B F C B S 2-3 ① K		1 SAFE 1 SAFE C 1 SAFE 1 SAFE B 1 SAFE 1 SAFE F 1-2 ③ G4-3			2 1 0	0 0 0	0 0 0	0 0 0	0 0 0	2 0 0	0 1 0
Inning Stats	R: 0 E: 0 K: 1 S: 10 H: 0 LOB: 0 BB: 0 P: 14	R: 0 E: 0 K: 0 S: 8 H: 2 LOB: 2 BB: 0 P: 12	R: 0 E: 0 K: 1 S: 6 H: 0 LOB: 0 BB: 0 P: 10	R: 1 E: 0 K: 1 S: 13 H: 2 LOB: 2 BB: 0 P: 20	R: 0 E: 0 K: 1 S: 6 H: 0 LOB: 0 BB: 0 P: 12	R: 0 E: 0 K: 0 S: 4 H: 0 LOB: 0 BB: 0 P: 8	R: 0 E: 0 K: 1 S: 10 H: 1 LOB: 1 BB: 0 P: 17	R: 3 E: 0 K: 1 S: 12 H: 2 LOB: 0 BB: 1 P: 22		1B: 5 2B: 2 3B: 0 HR: 1	SF: 0 SAC: 0 DP: 1 HBP: 1			WP: 1 PB: 0 SB: 2 CS: 0	PA: 33	

PITCHER		IP	WLS	BF	H	R	ER	SO	BB	IBB	HBP	BLK	WP	HR	S	P	ERA	WHIP
Bob Walk, R ERA: 4.06	(1, 1)	7.0		27	5	1	1	5	0	0	1	0	1	0	57	93	1.29	0.714
Neal Heaton, L ERA: 3.5	(8, 1)	1.0	L	6	2	3	3	1	1	0	0	0	0	1	12	22	27.00	3.000

PITCHER	IP	WLS	BF	H	R	ER	SO	BB	IBB	HBP	BLK	WP	HR	S	P	ERA	WHIP

BOTTOM

Pittsburgh Pirates @ Montreal Expos

Olympic Stadium, Montreal, QB

Fri Sep 14 1990, 7:05 PM EDT

Att. 15,880 - Unknown

livebaseballscorecards.com

AB	31
R	4
H	7
RBI	4
BB	1
SO	6
LOB	12

Pittsburgh Pirates @ Montreal Expos

Olympic Stadium, Montreal, QB

Sat Sep 15 1990, 7:05 PM EDT

Att. 20,392 - Unknown

TOP

livebaseballscorecards.com

Batter	1	2	3	4	5	6	7	8	9	AB	R	H	RBI	BB	SO	LOB
Gary Redus, R (1, 3) OBP: 0.344, SLG: 0.433	C B F F F B X 2-2 HR		B X 1-0 G5-3 ①		B C B B B C F X 3-2 G4-3 ①		C X 0-1 F7 ②			3	1	1	1	0	0	0
Sid Bream, L (7, PH) OBP: 0.353, SLG: 0.457 (7, 3)										1	0	0	0	0	0	0
Jay Bell, R (1, 6) OBP: 0.317, SLG: 0.359	C B B B S B X 3-2 P3 ①		B B C B B 4-1 BB BB		B B C B C B 4-2 HR BB		F X 0-1 G5-3 ③			2	1	0	0	2	0	0
Andy Van Slyke, L (1, 8) OBP: 0.368, SLG: 0.456	B X 1-0 P4 ②		B 1 SAFE 1 SAFE B C 1 SAFE 1 SAFE C B 1-2 4-2 B BB		B 1 SAFE X 1-H 1-0 HR			C S C 0-3 K ①		3	1	1	2	1	1	0
Bobby Bonilla, S (1, 9) OBP: 0.328, SLG: 0.538	C B F F C 1-3 K ③		S 2 SAFE B F B F S 2-3 K ②		B B X 2-0 G6-3 ②			X 0-0 2B		4	0	1	0	0	2	2
Barry Bonds, L (1, 7) OBP: 0.408, SLG: 0.573		C B C F S 1-3 K ①	X 0-0 F8 ③		C C B X 1-2 G4-3 ③			B B C S B S 3-3 K ②		4	0	0	0	0	2	3
Jeff King, R (1, 5) OBP: 0.279, SLG: 0.412		B B B C C B 4-2 1B BB		C B B F X 2-2 P4 ①		B B C B X 3-1 F8 ①		B X 1-0 P3 ③		3	0	0	0	1	0	1
Dann Bilardello, R (1, 2) OBP: 0.154, SLG: 0.057	B 1 SAFE 1 SAFE 1 SAFE X 1-0 1B 1-2			B B X 2-0 G4-3 ②		C B B F X 2-2 G3 ②			C B F X 1-1 G6-3 ①	3	0	1	0	0	0	0
Wally Backman, S (9, PH) OBP: 0.369, SLG: 0.393										1	0	0	0	0	0	0
Jose Lind, R (1, 4) OBP: 0.304, SLG: 0.342	B B X 2-0 F9 ②			B B B B 4-0 BB		X 0-0 G6-3 ③			C B F X 1-2 F7 ②	2	0	0	0	1	0	2
Orlando Merced, S (9, PH) OBP: 0.238, SLG: 0.286										1	0	0	0	0	0	0
Zane Smith, L (1, 1) OBP: 0.180, SLG: 0.262	S S B X 1-2 G1-3 ③			C B B B X 2-1 G4-3 ③			S B F F F F C 1-3 K ①		B F X 1-1 G4-3 ③	0	0	0	0	0	0	0
Bob Patterson, R (8, 1) OBP: 0.056, SLG: 0.056										0	0	0	0	0	0	0
Stan Belinda, R (8, 1)										0	0	0	0	0	0	0
R.J. Reynolds, S (9, PH) OBP: 0.361, SLG: 0.354										1	0	0	0	0	0	0
Inning Stats	R: 1 H: 1 E: 0 LOB: 0 K: 1 BB: 0 S: 14 P: 21	R: 0 H: 1 E: 0 LOB: 2 K: 1 BB: 1 S: 11 P: 20	R: 0 H: 0 E: 0 LOB: 2 K: 1 BB: 2 S: 9 P: 20	R: 0 H: 0 E: 0 LOB: 1 K: 0 BB: 1 S: 6 P: 16	R: 2 H: 1 E: 0 LOB: 0 K: 0 BB: 1 S: 11 P: 22	R: 0 H: 0 E: 0 LOB: 0 K: 0 BB: 0 S: 6 P: 11	R: 0 H: 0 E: 0 LOB: 0 K: 1 BB: 0 S: 10 P: 11	R: 0 H: 1 E: 0 LOB: 1 K: 2 BB: 0 S: 8 P: 12	R: 0 H: 0 E: 0 LOB: 0 K: 0 BB: 0 S: 7 P: 10	1B: 1 SF: 0 2B: 1 SAC: 0 3B: 0 DP: 0 HR: 2 HBP: 0						

	AB	28
	R	3
	H	4
	RBI	3
	BB	5
	SO	5
	LOB	8

PITCHER		IP	WLS	BF	H	R	ER	SO	BB	IBB	HBP	BLK	WP	HR	S	P	ERA	WHIP
Chris Nabholz, L ERA: 3.47	(1, 1)	6.0		26	3	3	3	3	5	0	0	0	0	2	57	110	4.50	1.333
Bill Sampen, R ERA: 3.12	(7, 1)	1.0	W	3	0	0	0	1	0	0	0	0	0	0	10	11	0.00	0.000
Scott Ruskin, L ERA: 2.59	(8, 1)	0.2		3	1	0	0	2	0	0	0	0	0	0	7	10	0.00	1.500
Tim Burke, R ERA: 2.95	(8, 1)	1.1	S	4	0	0	0	0	0	0	0	0	0	0	8	12	0.00	0.000

PITCHER	IP	WLS	BF	H	R	ER	SO	BB	IBB	HBP	BLK	WP	HR	S	P	ERA	WHIP

WP: 0	PA: 36		
PB: 0			
SB: 0			
CS: 0			

Batter	1	2	3	4	5	6	7	8	9	AB	R	H	RBI	BB	SO	LOB
Tim Raines, S (1, 7) OBP: 0.376, SLG: 0.387	B C C F X 1-2 G3-1 3B		B X 1-0 G5-4-3 ②③ 1-2f			C B C F X 1-2 G6-4-3 1B		B C X 1-1 G4-3 ②		4	1	2	0	0	0	1
Delino DeShields, L (1, 4) OBP: 0.384, SLG: 0.418	C X 0-1 G3-1 ① 3-H			X 0-0 G4-3 ①		C X 0-1 G6-4-3 ②③ 1-2f		C B B S B X 3-2 2B		4	0	1	1	0	0	1
Andres Galarraga, R (1, 3) OBP: 0.304, SLG: 0.408	B X 1-0 G5-3 ②			C X 0-1 G4-3 ②			C C C 0-3 K ①	C S F B S 1-3 K ③		4	0	0	0	0	2	1
Tim Wallach, R (1, 5) OBP: 0.346, SLG: 0.481	F X 0-1 G6-3 ③			B B X 2-0 F9 ③			B C B C X 2-2 E5 1B 1B SF9			3	1	0	0	0	0	0
Marquis Grissom, R (1, 9) OBP: 0.317, SLG: 0.353		X 0-0 P4 ①			X 0-0 G6-3 ①		B C C B B X 3-2 SF9 1B 1-2 1B			3	1	1	0	0	0	0
Otis Nixon, S (1, 8) OBP: 0.341, SLG: 0.307		C B B X 2-1 F8 ②			X 0-0 F9 ②		B B X 2-0 S 1B 1-2 2-3 1B			3	1	1	0	0	0	0
Nelson Santovenia, R (1, 2) OBP: 0.223, SLG: 0.313 Junior Noboa, R (7, PH) OBP: 0.294, SLG: 0.342 Orlando Mercado, R (8, 2) OBP: 0.290, SLG: 0.322 Tim Burke, R (8, 1) OBP: 0.200, SLG: 0.200		B F X 1-1 G5-3 ③			B C F F X 1-2 1B		X 0-0 SF9 ② 2-3 3-H			2 0 0 0	0 0 0 0	1 0 0 0	0 1 0 0	0 0 0 0	0 0 0 0	0 0 0 0
Spike Owen, S (1, 6) OBP: 0.339, SLG: 0.344			C B S B X 2-2 G5-4-3 1B		X 0-0 F8 ③		B X 1-0 ③ 1-H 3-H 1B			3	0	2	2	0	0	1
Chris Nabholz, L (1, 1) Moises Alou, R (6, PH) OBP: 0.222, SLG: 0.222 Bill Sampen, R (7, 1) Scott Ruskin, R (8, 1) OBP: 0.250, SLG: 0.625 Mike Fitzgerald, R (8, 2) OBP: 0.365, SLG: 0.396			C B M B M 2-3 K ①			C C C 0-3 K ①		C X 0-1 F9 ①		1 1 0 0 1	0 0 0 0 0	0 0 0 0 0	0 0 0 0 0	1 1 0 0 0	1 0 0 0 0	1 0 0 0 0
Inning Stats	R: 1 E: 0 K: 0 S: 9 H: 1 LOB: 0 BB: 0 P: 11	R: 0 E: 0 K: 0 S: 5 H: 0 LOB: 0 BB: 0 P: 8	R: 0 E: 0 K: 1 S: 7 H: 1 LOB: 0 BB: 0 P: 12	R: 0 E: 0 K: 0 S: 4 H: 0 LOB: 0 BB: 0 P: 6	R: 0 E: 0 K: 0 S: 7 H: 1 LOB: 1 BB: 0 P: 8	R: 0 E: 0 K: 1 S: 9 H: 1 LOB: 0 BB: 0 P: 10	R: 3 E: 1 K: 1 S: 12 H: 3 LOB: 1 BB: 0 P: 20	R: 0 E: 0 K: 1 S: 11 H: 1 LOB: 1 BB: 0 P: 16		1B: 6 2B: 1 3B: 1 HR: 0	SF: 1 SAC: 0 DP: 2 HBP: 0					

BOTTOM

Pittsburgh Pirates @ Montreal Expos

Olympic Stadium, Montreal, QB

Sat Sep 15 1990, 7:05 PM EDT

Att. 20,392 - Unknown

livebaseballscorecards.com

AB	29
R	4
H	8
RBI	4
BB	0
SO	4
LOB	5

PITCHER		IP	WLS	BF	H	R	ER	SO	BB	IBB	HBP	BLK	WP	HR	S	P	ERA	WHIP
Zane Smith, L ERA: 2.85	(1, 1)	7.0	L	26	7	4	1	3	0	0	0	0	0	0	53	75	1.29	1.000
Bob Patterson, L ERA: 3.08	(8, 1)	0.2		3	1	0	0	0	0	0	0	0	0	0	7	11	0.00	1.500
Stan Belinda, R ERA: 3.88	(8, 1)	0.1		1	0	0	0	1	0	0	0	0	0	0	4	5	0.00	0.000

PITCHER	IP	WLS	BF	H	R	ER	SO	BB	IBB	HBP	BLK	WP	HR	S	P	ERA	WHIP

Batter	1	2	3	4	5	6	7	8	9	AB	R	H	RBI	BB	SO	LOB
Wally Backman, S (1, 4) OBP: 0.364, SLG: 0.388	C C X 0-2 ① F8	B X 1-0 ③ P5			C B B B F X 3-2 ③ F7			B X 1-0 ② F8		4	0	0	0	0	0	2
Jay Bell, R (1, 6) OBP: 0.318, SLG: 0.361	C C B X 1-2 2B		F B C B C 2-3 ① K			C F F F C 0-3 ① K		B B B C C B 4-2 BB		3	0	1	0	1	2	0
Andy Van Slyke, L (1, 8) OBP: 0.365, SLG: 0.452	B B C C S 2-3 ② K		C B X 1-1 ② F7			F C C 0-3 ② K		S B B S S 2-3 ③ K		4	0	0	0	0	3	2
Bobby Bonilla, S (1, 9) OBP: 0.326, SLG: 0.534	X 0-0 ③ F9		B B X 2-0 ③ F8			X 0-0 ③ G5-3			F F B B F F S 2-3 ① K	4	0	0	0	0	1	1
Barry Bonds, L (1, 7) OBP: 0.407, SLG: 0.569		B B C B F B 4-2 S BB E BB		X 0-0 ① F8			B X 1-0 ① F7		C B S B F X 2-2 ② F8	3	1	0	0	1	0	0
Sid Bream, L (1, 3) OBP: 0.354, SLG: 0.455 Gary Redus, R (7, PH) (7, 3) OBP: 0.345, SLG: 0.431		1 SAFE B 1 P B B 1 SAFE 4-0 G4-3 S 1-2 FC5-2 BB		B C F B S 2-3 ② K			C C B X 1-2 ② G4-3		S B B B F B 4-2 BB	1 1	0 0	0 0	0 0	1 1	1 0	0 0
Michael LaValliere, L (1, 2) OBP: 0.368, SLG: 0.351 Don Slaught, R (7, PH) OBP: 0.388, SLG: 0.470 John Cangelosi, S (7, PR) OBP: 0.291, SLG: 0.203 Dann Bilardello, R (7, 2) OBP: 0.154, SLG: 0.057 Lloyd McClendon, R (9, PH) OBP: 0.256, SLG: 0.245	S X 0-1 ① G4-3 1-3 2-H		B B B C F X 3-2 ③ F9			F B B F B B 4-2 BB			C F B C 1-3 ③ K	2 0 0 0 1	0 0 0 0 0	0 0 0 0 0	0 0 0 0 0	0 1 0 0 1	0 0 0 0 1	1 0 0 0 1
Jeff King, R (1, 5) OBP: 0.277, SLG: 0.408	B C X 1-1 ② FC5-2 BB 3-H				X 0-0 ① F8		C F B F B 1 C SAFE 2-3 ③ K			3	0	0	0	0	1	2
Randy Tomlin, L (1, 1) OBP: 0.091, SLG: 0.095 Bob Kipper, R (7, 1) OBP: 0.143, SLG: 0.143 Bill Landrum, R (7, 1) R.J. Reynolds, S (8, PH) OBP: 0.359, SLG: 0.353 Ted Power, R (8, 1) OBP: 0.125, SLG: 0.250	B F B B B 4-1 1-2 BB				X 0-0 ② F8			B F X 1-1 ① G4-3		1 0 0 1 0	0 0 0 0 0	0 0 0 0 0	0 0 0 0 0	1 0 0 0 0	0 0 0 0 0	0 0 0 0 0
Inning Stats	R: 0 H: 1 E: 0 LOB: 1 K: 1 BB: 0 S: 10 P: 13	R: 1 H: 0 E: 0 LOB: 2 K: 0 BB: 3 S: 9 P: 22	R: 0 H: 0 E: 0 LOB: 0 K: 1 BB: 0 S: 6 P: 11	R: 0 H: 0 E: 0 LOB: 0 K: 1 BB: 0 S: 7 P: 12	R: 0 H: 0 E: 0 LOB: 0 K: 0 BB: 0 S: 5 P: 8	R: 0 H: 0 E: 0 LOB: 0 K: 2 BB: 0 S: 9 P: 9	R: 0 H: 0 E: 0 LOB: 1 K: 1 BB: 1 S: 10 P: 18	R: 0 H: 0 E: 0 LOB: 1 K: 1 BB: 1 S: 8 P: 16	R: 0 H: 0 E: 0 LOB: 1 K: 2 BB: 1 S: 14 P: 23	1B: 0 SF: 0 2B: 1 SAC: 0 3B: 0 DP: 0 HR: 0 HBP: 0						WP: 0 PA: 34 PB: 0 SB: 2 CS: 0

PITCHER		IP	WLS	BF	H	R	ER	SO	BB	IBB	HBP	BLK	WP	HR	S	P	ERA	WHIP
Scott Anderson, R ERA: 2.25	(1, 1)	5.0		19	1	1	1	3	3	0	0	0	0	0	37	66	1.80	0.800
Scott Ruskin, L ERA: 2.53	(6, 1)	1.2	W	6	0	0	0	2	1	0	0	0	0	0	15	21	0.00	0.600
Tim Burke, R ERA: 2.9	(7, 1)	1.0		4	0	0	0	1	1	0	0	0	0	0	9	17	0.00	1.000
Steve Frey, L ERA: 2.39	(8, 1)	1.1	S	5	0	0	0	3	1	0	0	0	0	0	17	28	0.00	0.750

PITCHER	IP	WLS	BF	H	R	ER	SO	BB	IBB	HBP	BLK	WP	HR	S	P	ERA	WHIP

TOP

Pittsburgh Pirates @ Montreal Expos

Olympic Stadium, Montreal, QB

Sun Sep 16 1990, 3:33 AM EDT

Att. 21,286 - Dome

livebaseballscorecards.com

AB	28
R	1
H	1
RBI	0
BB	6
SO	9
LOB	9

Batter	1	2	3	4	5	6	7	8	9	AB	R	H	RBI	BB	SO	LOB
Tim Raines, S (1, 7) OBP: 0.377, SLG: 0.388	B S B B X 3-1 G6-3 ①		B F 1 SAFE X 1-1 1-2 1B			X 0-0 3B 1B	B B F C F X 2-2 E3 1-H 2-H			4	1	2	0	0	0	0
Otis Nixon, S (1, 8) OBP: 0.339, SLG: 0.316	B C X 1-1 G5-3 ②		X 0-0 G5-3 ③			S B X 1-1 1-H SF8 3B	B X 1-0 P4 ②			4	1	1	1	0	0	3
Andres Galarraga, R (1, 3) OBP: 0.302, SLG: 0.405	C B B S S 2-3 K ③			C B L F S 1-3 K ①		C F F S 0-3 K ①	C S B B F C 2-3 K ③			4	0	0	0	0	4	2
Tim Wallach, R (1, 5) OBP: 0.344, SLG: 0.479		X 0-0 F9 ①		C X 0-1 G1-3 ②		F X 0-1 SF8 3-H ②		X 0-0 F8 ①		3	0	0	1	0	0	0
Marquis Grissom, R (1, 9) OBP: 0.316, SLG: 0.349		C B C X 1-2 F7 ②		B B F X 2-1 G6-3 ③		S B B S F B B 4-2 S BB		C F B S 1-3 K ②		3	0	0	0	1	1	0
Junior Noboa, R (1, 4) OBP: 0.289, SLG: 0.335 Delino DeShields, L (7, 4) OBP: 0.384, SLG: 0.417		B X 1-0 G6-3 ③			B C B X 2-1 G6-3 ①	1 SAFE C B X 1-1 1-2 F9 ③		C B F B S 2-3 K ③		3 1	0 0	0 0	0 0	0 0	0 1	1 0
Mike Fitzgerald, R (1, 2) OBP: 0.364, SLG: 0.394			F B B C B B 4-2 FC1-6 BB		C S B B F F B X 3-2 G6-3 ②		B C C B B F F S 3-3 K ①			2	0	0	0	1	1	0
Spike Owen, S (1, 6) OBP: 0.341, SLG: 0.351			B B B C S X 3-2 FC1-6 1B 1-2f ①		F S B B F F X 2-2 E8 2B		B C B B X 3-1 BLK E 2B			3	1	2	0	0	0	1
Scott Anderson, R (1, 1) Rolando Roomes, R (5, PH) OBP: 0.236, SLG: 0.338 Scott Ruskin, R (6, 1) OBP: 0.250, SLG: 0.625 Tim Burke, R (7, 1) OBP: 0.333, SLG: 0.200 Steve Frey, R (8, 1)			C C M 0-3 K ②		C S B S 1-3 K ③		C B B F B B 4-2 BLK E BB			1 1 0 0 0	0 0 0 1 0	0 0 0 0 0	0 0 0 0 0	0 0 0 1 0	1 1 0 0 0	1 1 0 0 0
Inning Stats	R: 0 E: 0 K: 1 S: 7 H: 0 LOB: 0 BB: 0 P: 13	R: 0 E: 0 K: 0 S: 5 H: 0 LOB: 0 BB: 0 P: 7	R: 0 E: 0 K: 1 S: 11 H: 1 LOB: 2 BB: 1 P: 19	R: 0 E: 0 K: 1 S: 8 H: 0 LOB: 0 BB: 0 P: 11	R: 0 E: 1 K: 1 S: 15 H: 1 LOB: 1 BB: 0 P: 23	R: 2 E: 0 K: 1 S: 14 H: 2 LOB: 1 BB: 1 P: 20	R: 2 E: 1 K: 2 S: 19 H: 1 LOB: 1 BB: 1 P: 34	R: 0 E: 0 K: 2 S: 7 H: 0 LOB: 0 BB: 0 P: 10		1B: 2 2B: 2 3B: 1 HR: 0		SF: 1 SAC: 0 DP: 0 HBP: 0			WP: 0 PB: 0 SB: 1 CS: 0	PA: 33

PITCHER		IP	WLS	BF	H	R	ER	SO	BB	IBB	HBP	BLK	WP	HR	S	P	ERA	WHIP
Randy Tomlin, L ERA: 2.2	(1, 1)	6.1	L	27	5	4	2	6	3	0	0	0	0	0	70	113	2.84	1.263
Bob Kipper, L ERA: 3.06	(7, 1)	0.1		2	0	0	0	0	0	0	0	1	0	0	5	8	0.00	0.000
Bill Landrum, R ERA: 2.35	(7, 1)	0.1		1	0	0	0	1	0	0	0	0	0	0	4	6	0.00	0.000
Ted Power, R ERA: 3.04	(8, 1)	1.0		3	0	0	0	2	0	0	0	0	0	0	7	10	0.00	0.000

PITCHER	IP	WLS	BF	H	R	ER	SO	BB	IBB	HBP	BLK	WP	HR	S	P	ERA	WHIP

BOTTOM

Pittsburgh Pirates @ Montreal Expos

Olympic Stadium, Montreal, QB

Sun Sep 16 1990, 3:33 AM EDT

Att. 21,286 - Dome

livebaseballscorecards.com

AB	29
R	4
H	5
RBI	2
BB	3
SO	9
LOB	9

Montreal Expos @ New York Mets

Shea Stadium, Flushing, NY

Tue Sep 18 1990, 7:05 PM EDT

Att. 29,435 - Unknown - 55 F

TOP

livebaseballscorecards.com

Batter	1	2	3	4	5	6	7	8	9	AB	R	H	RBI	BB	SO	LOB
Tim Raines, S (1, 7) OBP: 0.379, SLG: 0.389	F7		G6-3		E8 2-H 1B		G1-4-3 BB		WP S 1B	4	2	2	1	1	0	0
Dave Martinez, L (1, 8) OBP: 0.331, SLG: 0.443	K2-3			B1-6 2B	2-H 2B		G1-4-3 1-2f		1-H 1B	4	0	2	1	0	1	1
Junior Noboa, R (9, PH) OBP: 0.293, SLG: 0.340 (9, 6)										1	0	1	1	0	0	0
Delino DeShields, L (1, 4) OBP: 0.382, SLG: 0.414	F9			B1-6 2-3f	G4-3		S BB		K	4	0	0	0	1	1	3
Tim Wallach, R (1, 5) OBP: 0.344, SLG: 0.480		G5-3		BB 1B		G4-3 1B 2B	G6-3 1-2		P4	5	1	2	0	0	0	2
Larry Walker, L (1, 9) OBP: 0.319, SLG: 0.437		F8		BB 1-2	K	K		K		3	0	0	0	1	2	1
Andres Galarraga, R (1, 3) OBP: 0.302, SLG: 0.404		S 1B	K		G4-3 2-3			L8		4	0	1	0	0	1	3
Mike Fitzgerald, R (1, 2) OBP: 0.369, SLG: 0.402		K 1-2			SH1-4 E 1B	BB 3-H 1B			2B	4	1	3	1	0	1	1
Spike Owen, S (1, 6) OBP: 0.340, SLG: 0.349			F9		F8	BB 1-2		P5		3	0	0	0	1	0	2
Tim Burke, R (8, 1) OBP: 0.333, SLG: 0.200										0	0	0	0	0	0	0
Oil Can Boyd, R (1, 1) OBP: 0.053, SLG: 0.053			G4-3		SH1-4 1-2	K			F8	2	0	0	0	0	1	2
Scott Ruskin, R (7, 1) OBP: 0.250, SLG: 0.625										0	0	0	0	0	0	0
Tom Foley, L (8, 6) OBP: 0.284, SLG: 0.264										0	0	0	0	0	0	0
Otis Nixon, S (9, PH) OBP: 0.338, SLG: 0.314 (9, 8)										1	0	0	0	0	0	0

Inning Stats	1	2	3	4	5	6	7	8	9
R	0	0	0	0	2	1	0	0	1
E	0	0	0	0	1	0	0	0	0
K	1	1	0	1	0	2	0	1	1
S	5	9	6	10	12	16	13	7	17
H	0	1	0	2	3	2	0	1	2
LOB	0	1	0	2	1	2	1	1	1
BB	0	0	0	1	0	1	2	0	0
P	9	17	11	17	17	27	23	9	27

1B	7
2B	5
3B	0
HR	0
SF	0
SAC	1
DP	2
HBP	0
WP	1
PB	0
SB	3
CS	0
PA	40

AB	35
R	4
H	11
RBI	4
BB	4
SO	7
LOB	15

PITCHER		IP	WLS	BF	H	R	ER	SO	BB	IBB	HBP	BLK	WP	HR	S	P	ERA	WHIP
Dwight Gooden, R ERA: 3.86	(1, 1)	7.0		31	8	3	3	5	4	0	0	0	0	0	71	121	3.86	1.714
Alejandro Pena, R ERA: 3.51	(8, 1)	1.0		4	1	0	0	1	0	0	0	0	0	0	7	9	0.00	1.000
John Franco, L ERA: 2.38	(9, 1)	1.0	L	5	2	1	1	1	0	0	0	0	1	0	17	27	9.00	2.000

PITCHER	IP	WLS	BF	H	R	ER	SO	BB	IBB	HBP	BLK	WP	HR	S	P	ERA	WHIP

Batter	1	2	3	4	5	6	7	8	9	AB	R	H	RBI	BB	SO	LOB
Howard Johnson, S (1, 6) OBP: 0.312, SLG: 0.430	B C B X 2-1 ① P5		B C S X 1-2 ② F9			X 0-0 1B 1B		B C C B F F B F F 3-3 C ① K		4	0	1	0	0	1	1
Tom Herr, S (1, 4) OBP: 0.327, SLG: 0.356	B F S X 1-2 ② L7		C B X 1-1 ③ G3			B C X 1-1 1-2 1B		B B C F B F B 4-2 1B HR BB		3	1	1	0	1	0	1
Dave Magadan, L (1, 3) OBP: 0.415, SLG: 0.448	B C C S 1-3 ③ K			X 0-0 2B		C C B B B S 2-3 ① K		X 0-0 1-2 HR 1B		4	1	2	0	0	2	2
Darryl Strawberry, L (1, 9) OBP: 0.369, SLG: 0.527		C X 0-1 ① F9		C B S F F S 1-3 ① K		X 0-0 ② P5		B B X 2-0 1-H 2-H HR		4	1	1	3	0	1	3
Kevin McReynolds, R (1, 7) OBP: 0.345, SLG: 0.437		B B X 2-0 ② G6-3		B F B S X 2-2 ② P3		C B X 1-1 ③ G6-3		C B C B F X 2-2 ② L9		4	0	0	0	0	0	3
Gregg Jefferies, S (1, 5) OBP: 0.339, SLG: 0.443 John Franco, L (9, 1)		C C F B F X 1-2 S 1B		C S S 0-3 ③ K			B F B B B C B 4-2 BB	C F B X 1-2 ③ G5-3		3 0	0 0	1 0	0 0	1 0	1 0	1 0
Daryl Boston, L (1, 8) OBP: 0.321, SLG: 0.423 Keith Miller, R (7, PH) OBP: 0.338, SLG: 0.322 (8, 8) Mackey Sasser, L (9, PH) OBP: 0.344, SLG: 0.429	1 SAFE B C X 1-1 ③ F7 1-2		B F B X 2-1 ① B5-3			C F B B 1 SAFE B S 3-3 ① K		X 0-0 ① G4-3		2 1 1	0 0 0	0 0 0	0 0 0	0 1 0	0 1 0	1 1 0
Charlie O'Brien, R (1, 2) OBP: 0.265, SLG: 0.263 Keith Hughes, L (9, PH)		C B B B B 4-1 SH3-4 BB	B B F C F F F X 2-2 ② P2			C B 1 SAFE 1 SAFE X 1-1 ② L9		B X 1-0 ② L7		2 1	0 0	0 0	0 0	1 0	0 0	1 0
Dwight Gooden, R (1, 1) OBP: 0.236, SLG: 0.269 Pat Tabler, R (7, PH) OBP: 0.342, SLG: 0.363 Alejandro Pena, R (8, 1) OBP: 0.333, SLG: 0.200 Tom O'Malley, L (9, 5) OBP: 0.274, SLG: 0.375		1 SAFE X 0-0 ① SH3-4 1-2	X 0-0 ③ F8			C F C 0-3 ③ K		X 0-0 ③ G6-3		1 1 0 1	0 0 0 0	0 0 0 0	0 0 0 0	0 1 0 0	0 1 0 0	0 1 0 0
Inning Stats	R: 0 H: 0 E: 0 LOB: 0 K: 1 BB: 0 S: 8 P: 12	R: 0 H: 1 E: 0 LOB: 1 K: 0 BB: 0 S: 10 P: 14	R: 0 H: 0 E: 0 LOB: 1 K: 0 BB: 1 S: 7 P: 13	R: 0 H: 1 E: 0 LOB: 1 K: 2 BB: 0 S: 12 P: 15	R: 0 H: 0 E: 0 LOB: 0 K: 0 BB: 0 S: 9 P: 13	R: 0 H: 2 E: 0 LOB: 2 K: 1 BB: 0 S: 9 P: 13	R: 0 H: 0 E: 0 LOB: 1 K: 2 BB: 1 S: 10 P: 18	R: 3 H: 2 E: 0 LOB: 0 K: 1 BB: 1 S: 19 P: 31	R: 0 H: 0 E: 0 LOB: 0 K: 0 BB: 0 S: 3 P: 4	1B: 4 SF: 0 2B: 1 SAC: 1 3B: 0 DP: 0 HR: 1 HBP: 0						WP: 0 PA: 36 PB: 0 SB: 1 CS: 0	

PITCHER		IP	WLS	BF	H	R	ER	SO	BB	IBB	HBP	BLK	WP	HR	S	P	ERA	WHIP
Oil Can Boyd, R ERA: 2.84	(1, 1)	6.0		24	4	0	0	4	2	0	0	0	0	0	57	86	0.00	1.000
Scott Ruskin, L ERA: 2.87	(7, 1)	1.1		7	2	3	3	3	1	0	0	0	0	1	20	33	20.25	2.250
Tim Burke, R ERA: 2.83	(8, 1)	1.2	W	5	0	0	0	0	0	0	0	0	0	0	10	14	0.00	0.000

PITCHER	IP	WLS	BF	H	R	ER	SO	BB	IBB	HBP	BLK	WP	HR	S	P	ERA	WHIP

BOTTOM

Montreal Expos @ New York Mets

Shea Stadium, Flushing, NY

Tue Sep 18 1990, 7:05 PM EDT

Att. 29,435 - Unknown - 55 F

livebaseballscorecards.com

AB	32
R	3
H	6
RBI	3
BB	3
SO	7
LOB	15

Batter	1	2	3	4	5	6	7	8	9	AB	R	H	RBI	BB	SO	LOB
Tim Raines, S (1, 7) OBP: 0.380, SLG: 0.398	X 0-0 G6-3-4		C B S F F F B X 2-2 HR			C B F C 1-3 K		B 1 SAFE X 1-0 1B SF8 1B 1-2		4	2	2	1	0	1	0
Otis Nixon, S (1, 8) OBP: 0.336, SLG: 0.313	C B B F F X 2-2 G6-3		X 0-0 B3			X 0-0 G6-3		F B X 1-1 PB S E 1B 1-3 2-H		4	1	1	1	0	0	0
Andres Galarraga, R (1, 3) OBP: 0.300, SLG: 0.402	F B B B F F F S 3-3 K			X 0-0 F9		B F X 1-1 G5-3		S B S B X 2-2 SF8 1-2 3-H		3	0	0	1	0	1	0
Tim Wallach, R (1, 5) OBP: 0.347, SLG: 0.487		F C X 0-2 CS 1B		C B X 1-1 HR			C X 0-1 F9	2 SAFE S B X 1-1 E1 1B 2-H		4	1	3	2	0	0	0
Marquis Grissom, R (1, 9) OBP: 0.319, SLG: 0.347 Tim Burke, R (8, 1) OBP: 0.333, SLG: 0.200		B F B B B 4-1 S BB 1-2		C C X 0-2 G6-3			X 0-0 G3	I I I I 4-0 IBB		2 0	0 0	0 0	0 0	2 0	0 0	0 0
Junior Noboa, R (1, 4) OBP: 0.292, SLG: 0.338 Delino DeShields, L (2, 4) OBP: 0.380, SLG: 0.411		X 0-0 P6		B F B X 2-1 G3			B F F S 1-3 K	B F C C 1-3 K		1 3	0 0	0 0	0 0	0 0	0 2	1 2
Nelson Santovenia, R (1, 2) OBP: 0.217, SLG: 0.304		B X 1-0 F7 1-2			C B F X 1-2 G5-3			B C S X 1-2 P4	C B B S S 2-3 K	4	0	0	0	0	1	1
Spike Owen, S (1, 6) OBP: 0.339, SLG: 0.352			C B C X 1-2 G6-3		C B S F B S 2-3 K			B C X 1-1 1B 3B	X 0-0 G4-3	4	1	1	0	0	1	0
Brian Barnes, L (1, 1) Mel Rojas, R (7, 1) Mike Fitzgerald, R (8, PH) OBP: 0.371, SLG: 0.404 Moises Alou, R (8, PR) OBP: 0.222, SLG: 0.222 Larry Walker, L (8, 9) OBP: 0.319, SLG: 0.436			C C S 0-3 K		C B X 1-1 G5-3			B B B C F X 3-2 1B 1B 1B 3-H	S B S C 1-3 K	2 0 1 0 1	0 0 0 1 0	0 0 1 0 0	0 0 1 0 0	0 0 0 0 0	1 0 0 0 1	0 0 0 0 0
Inning Stats	R: 0 E: 0 K: 1 S: 10 H: 0 LOB: 0 BB: 0 P: 15	R: 0 E: 0 K: 0 S: 6 H: 1 LOB: 1 BB: 1 P: 11	R: 1 E: 0 K: 1 S: 13 H: 1 LOB: 0 BB: 0 P: 16	R: 1 E: 0 K: 0 S: 8 H: 1 LOB: 0 BB: 0 P: 11	R: 0 E: 0 K: 1 S: 9 H: 0 LOB: 0 BB: 0 P: 13	R: 0 E: 0 K: 1 S: 6 H: 0 LOB: 0 BB: 0 P: 8	R: 0 E: 0 K: 1 S: 6 H: 0 LOB: 0 BB: 0 P: 7	R: 4 E: 1 K: 1 S: 19 H: 5 LOB: 2 BB: 1 P: 34	R: 0 E: 0 K: 2 S: 7 H: 0 LOB: 0 BB: 0 P: 10	1B: 5 2B: 0 3B: 1 HR: 2	SF: 1 SAC: 0 DP: 0 HBP: 0					

PITCHER	IP	WLS	BF	H	R	ER	SO	BB	IBB	HBP	BLK	WP	HR	S	P	ERA	WHIP
Frank Viola, L (1, 1) ERA: 2.66	7.1	L	28	6	5	5	5	1	0	0	0	0	2	67	96	6.14	0.955
John Franco, L (8, 1) ERA: 2.35	0.2		5	2	1	0	1	0	1	0	0	0	0	10	19	0.00	3.000
Alejandro Pena, R (9, 1) ERA: 3.46	1.0		3	0	0	0	2	0	0	0	0	0	0	7	10	0.00	0.000

PITCHER	IP	WLS	BF	H	R	ER	SO	BB	IBB	HBP	BLK	WP	HR	S	P	ERA	WHIP

TOP

Montreal Expos @ New York Mets

Shea Stadium, Flushing, NY

Thu Sep 20 1990, 3:33 AM EDT

Cloudy - 70 F

livebaseballscorecards.com

AB	33
R	6
H	8
RBI	6
BB	2
SO	8
LOB	4

WP: 0 PB: 1 SB: 2 CS: 1 PA: 36

Montreal Expos @ New York Mets

Shea Stadium, Flushing, NY

Thu Sep 20 1990, 3:33 AM EDT

Cloudy - 70 F

livebaseballscorecards.com

BOTTOM

Batter	1	2	3	4	5	6	7	8	9	AB	R	H	RBI	BB	SO	LOB
Keith Miller, R (1, 8) OBP: 0.349, SLG: 0.333	BFCBBB 4-2 S 1B BB	LBFFBBB 4-2 BB			X 0-0 1B 2B	X 0-0 ③ 3-H 1B			BSBFFFFFF 2-2 ② F X F9	2	2	2	1	2	0	0
Mackey Sasser, L (9, PH) OBP: 0.343, SLG: 0.427										1	0	0	0	0	0	1
Tom Herr, S (1, 4) OBP: 0.327, SLG: 0.356	B 1 SAFE SFFX 1-2 G6-4-3 1-H 1B	C BBX 2-1 ③ F9			FBX 1-1 G3-1 SH6-3 2-H 1B		FBX 1-1 ① G6-3		FFBC 1-3 ③ K	5	0	2	2	0	1	4
Dave Magadan, L (1, 3) OBP: 0.414, SLG: 0.447	1 SAFE C 1 SAFE X 0-1 ①② G6-4-3 1-2f		B X 1-0 G5-3 1B		1 SAFE X 0-0 ① SH6-3 1-2		C BCS 1-3 ② K			3	0	1	0	0	1	1
Darryl Strawberry, L (1, 9) OBP: 0.367, SLG: 0.523	BBX 2-0 ③ G1-3		C BBBFFS 2-3 ① K		X 0-0 ② G3-1 2-3		BSX 1-1 ③ F7			4	0	0	0	0	1	2
Kevin McReynolds, R (1, 7) OBP: 0.344, SLG: 0.435		B CBBX 3-1 FC4 1B	B CBX 2-1 ② G5-3 1-2		BBX 2-0 ③ F9			C BFFFBFX 2-2 ① G4-3		4	0	1	0	0	0	2
Gregg Jefferies, S (1, 5) OBP: 0.339, SLG: 0.440	B X 1-0 ① FC4 E WP E 1-2f	C FBS 1-3 ③ K				BBBCB 4-1 FC6-5 1B BB		X 0-0 ② L3		3	1	0	0	1	1	2
Alejandro Pena, R (9, 1) OBP: 0.333, SLG: 0.200										0	0	0	0	0	0	0
Howard Johnson, S (1, 6) OBP: 0.313, SLG: 0.430	1 SAFE B 1 SAFE SSSBBX 3-2 E5 E 1-3 1B		B BFFBFS 3-3 ① K			1 SAFE X 0-0 SH1-4 FC6-5 1-2 1B		C BBFX 2-2 F7		4	1	2	0	0	1	0
Charlie O'Brien, R (1, 2) OBP: 0.261, SLG: 0.258	X 0-0 E1 1-3 3-H		S BFFBBX 3-2 ② G6-3			B CFX 1-2 ① FC6-5 SH1-4 1-2 2-3f			C FFS 0-3 ① K	3	0	0	0	0	0	3
Daryl Boston, L (9, PH) OBP: 0.321, SLG: 0.422										1	0	0	0	0	1	0
Frank Viola, L (1, 1) OBP: 0.141, SLG: 0.141	P CSX 1-2 ② G4-3		F CS 0-3 ③ K		L X 0-1 ② SH1-4 1-2 2-3				F BSFBBBX 3-2 E7	2	0	0	0	0	1	2
John Franco, L (8, 1)										0	0	0	0	0	0	0
Tom O'Malley, L (9, 5) OBP: 0.272, SLG: 0.371										1	0	0	0	0	0	0
Darren Reed, R (9, PR) OBP: 0.105, SLG: 0.158										0	0	0	0	0	0	0
Inning Stats	R: 1 E: 0 K: 0 S: 9 H: 1 LOB: 0 BB: 1 P: 16	R: 1 E: 2 K: 0 S: 16 H: 2 LOB: 3 BB: 1 P: 29	R: 0 E: 0 K: 2 S: 10 H: 1 LOB: 1 BB: 0 P: 16	R: 0 E: 0 K: 2 S: 11 H: 0 LOB: 0 BB: 0 P: 17	R: 1 E: 0 K: 0 S: 6 H: 2 LOB: 1 BB: 0 P: 9	R: 1 E: 0 K: 0 S: 8 H: 2 LOB: 3 BB: 1 P: 13	R: 0 E: 0 K: 1 S: 7 H: 0 LOB: 0 BB: 0 P: 10	R: 0 E: 0 K: 0 S: 10 H: 0 LOB: 0 BB: 0 P: 14	R: 0 E: 1 K: 2 S: 19 H: 0 LOB: 1 BB: 0 P: 25	1B: 7 2B: 1 3B: 0 HR: 0 SF: 0 SAC: 2 DP: 1 HBP: 0							

AB	33
R	4
H	8
RBI	3
BB	3
SO	7
LOB	17

WP: 1 PB: 0 SB: 1 CS: 0 PA: 38

PITCHER		IP	WLS	BF	H	R	ER	SO	BB	IBB	HBP	BLK	WP	HR	S	P	ERA	WHIP
Brian Barnes, L ERA: 3.46	(1, 1)	6.0		28	8	4	3	4	3	0	0	0	1	0	60	100	4.50	1.833
Mel Rojas, R ERA: 3.51	(7, 1)	1.0	W	3	0	0	0	1	0	0	0	0	0	0	7	10	0.00	0.000
Tim Burke, R ERA: 2.74	(8, 1)	2.0	S	7	0	0	0	2	0	0	0	0	0	0	29	39	0.00	0.000

PITCHER	IP	WLS	BF	H	R	ER	SO	BB	IBB	HBP	BLK	WP	HR	S	P	ERA	WHIP

Montreal Expos @ New York Mets

Shea Stadium, Flushing, NY

Thu Sep 20 1990, 3:38 AM EDT

Att. 33,711 - Unknown - 69 F

TOP

livebaseballscorecards.com

Batter	1	2	3	4	5	6	7	8	9	AB	R	H	RBI	BB	SO	LOB
Tim Raines, S (1, 7) OBP: 0.379, SLG: 0.395	F F B B B F F X 3-2 P4 ①			B B B B 4-0 1B 1B BB	F B B X 2-1 F8 ③			F B X 1-1 6-3 ③		3	1	0	0	1	0	0
Delino DeShields, L (1, 4) OBP: 0.377, SLG: 0.407	B F C F S 1-3 K ②			X 0-0 F2 ①		B B S B C S 3-3 K ①			C S B F B X 2-2 6-3 ①	4	0	0	0	0	2	1
Andres Galarraga, R (1, 3) OBP: 0.301, SLG: 0.402	C F B B B F F X 3-2 F8 ③			B C F B X 2-2 BB 1B SF9 1-2 1B		X 0-0 F7 ②			C F X 0-2 S 1B	4	1	2	0	0	0	0
Tim Wallach, R (1, 5) OBP: 0.346, SLG: 0.485		B F F S 1-3 K ①		B X 1-0 BB 1-2 2-H 1B		X 0-0 F8 ③			1 SAFE S B 1 SAFE F 1 SAFE F 1 SAFE S 1-3 K ② 1-2	4	0	1	1	0	2	1
Mike Fitzgerald, R (1, 2) OBP: 0.369, SLG: 0.400		X 0-0 F8 ②		F S F B B F B F B 4-2 1-2 2-3 BB			C C B S 1-3 K ①		X 0-0 6-3 ③	3	0	0	0	1	1	1
Marquis Grissom, R (1, 9) OBP: 0.316, SLG: 0.346		B S B S S 2-3 K ③		B B C C F X 2-2 SF9 ② 3-H			F B C S 1-3 K ②			1	0	0	1	0	1	0
Otis Nixon, S (7, PH) (7, 8) OBP: 0.335, SLG: 0.312							C S S S 0-3 K ③			1	0	0	0	0	1	0
Rolando Roomes, R (1, 8) OBP: 0.230, SLG: 0.329			B F C S 1-3 K ①	B X 1-0 F8 ③						2	0	0	0	0	1	2
Larry Walker, L (7, PH) (7, 9) OBP: 0.318, SLG: 0.435										1	0	0	0	0	1	0
Spike Owen, S (1, 6) OBP: 0.337, SLG: 0.350			B F B X 2-1 F9 ②		C F X 0-2 F7 ①			B L X 1-1 6-3 ①		3	0	0	0	0	0	0
Chris Nabholz, L (1, 1)			B C F F F B B X 3-2 P8 ③		C B B C X 2-2 F7 ②			F B B S S S 2-3 K ②		3	0	0	0	0	1	0

	AB	29
	R	2
	H	3
	RBI	2
	BB	2
	SO	10
	LOB	5

Inning Stats																		
	R: 0	H: 0	R: 0	H: 0	R: 0	H: 0	R: 2	H: 2	R: 0	H: 0	R: 0	H: 0	R: 0	H: 0	R: 0	H: 1	1B: 3	SF: 1	WP: 0	PA: 32
	E: 0	LOB: 0	E: 0	LOB: 0	E: 0	LOB: 0	E: 0	LOB: 2	E: 0	LOB: 0	E: 0	LOB: 0	E: 0	LOB: 0	E: 0	LOB: 1	2B: 0	SAC: 0	PB: 0	
	K: 1	BB: 0	K: 2	BB: 0	K: 1	BB: 0	K: 0	BB: 2	K: 0	BB: 0	K: 1	BB: 0	K: 3	BB: 0	K: 1	BB: 0	3B: 0	DP: 0	SB: 1	
	S: 14	P: 21	S: 7	P: 10	S: 10	P: 16	S: 15	P: 29	S: 8	P: 12	S: 5	P: 8	S: 9	P: 11	S: 7	P: 11	HR: 0	HBP: 0	CS: 0	
													S: 12	P: 15						

PITCHER		IP	WLS	BF	H	R	ER	SO	BB	IBB	HBP	BLK	WP	HR	S	P	ERA	WHIP
Sid Fernandez, L (1, 1) ERA: 3.47		6.0	L	22	2	2	2	5	2	0	0	0	0	0	59	96	3.00	0.667
Wally Whitehurst, R (7, 1) ERA: 3.39		2.0		6	0	0	0	4	0	0	0	0	0	0	16	22	0.00	0.000
Dan Schatzeder, L (9, 1) ERA: 2.28		0.1		1	0	0	0	0	0	0	0	0	0	0	4	6	0.00	0.000
Jeff Innis, R (9, 1) ERA: 2.7		0.2		3	1	0	0	1	0	0	0	0	0	0	8	9	0.00	1.500

PITCHER		IP	WLS	BF	H	R	ER	SO	BB	IBB	HBP	BLK	WP	HR	S	P	ERA	WHIP

Batter	1	2	3	4	5	6	7	8	9	AB	R	H	RBI	BB	SO	LOB
Keith Miller, R (1, 8) OBP: 0.347, SLG: 0.329	B B B B 4-0 G3 4-3 BB		B F X 1-1 6-3 ③			B C X 1-1 4-3 ②			B B C F X 2-2 F9 ①	3	0	0	0	1	0	0
Tom Herr, S (1, 4) OBP: 0.327, SLG: 0.355	C 1 SAFE 1 SAFE C X 0-2 4-3 ① 1-2			X 0-0 P5 ①		C X 0-1 1B			B B B C B C F X 3-2 4-3 ②	4	0	1	0	0	0	1
Dave Magadan, L (1, 3) OBP: 0.413, SLG: 0.444	C B F B B X 3-2 G3 ② 2-3			B B B B 4-0 BB		C X 0-1 3-1 ③			C S B B B X 2-2 F7 ③	3	0	0	0	1	0	2
Darryl Strawberry, L (1, 9) OBP: 0.365, SLG: 0.520	C C B X 1-2 F8 ③			F S B B C 2-3 K ②			B B B F X 3-1 F8 ①			3	0	0	0	0	1	2
Kevin McReynolds, R (1, 7) OBP: 0.343, SLG: 0.433		C B B F C 2-3 K ①		F F F F B S 1-3 K ③			B B B C F X 3-2 F9 ②			3	0	0	0	0	2	1
Gregg Jefferies, S (1, 5) OBP: 0.337, SLG: 0.438		F C S 0-3 K ②			B X 1-0 F7 ①		B B C B F X 3-2 5-3 ③			3	0	0	0	0	1	0
Howard Johnson, S (1, 6) OBP: 0.313, SLG: 0.429		S B B F X 2-2 F7 ③			B B B B 4-0 G5-4-3 BB			C B X 1-1 F9 ①		2	0	0	0	1	0	0
Charlie O'Brien, R (1, 2) OBP: 0.259, SLG: 0.255			B C B B F X 3-2 F8 ①		1 SAFE B 1 SAFE 1 SAFE C 1 SAFE 1 SAFE B X 2-1 G5-4-3 ② ③ 1-2f			B X 1-0 5-3 ②		2	0	0	0	0	0	1
Pat Tabler, R (8, PH) OBP: 0.341, SLG: 0.361										1	0	0	0	0	0	0
Dan Schatzeder, L (9, 1) OBP: 0.250, SLG: 0.250										0	0	0	0	0	0	0
Jeff Innis, R (9, 1)										0	0	0	0	0	0	0
Sid Fernandez, L (1, 1) OBP: 0.200, SLG: 0.218			B B F C C 2-3 K ②			B B C B C C 3-3 K ①		X 0-0 6-3 ③		1	0	0	0	0	1	0
Darren Reed, R (6, PH) OBP: 0.100, SLG: 0.150										1	0	0	0	0	1	0
Wally Whitehurst, R (7, 1) OBP: 0.286, SLG: 0.286										0	0	0	0	0	0	0
Tim Teufel, R (8, PH) OBP: 0.305, SLG: 0.471										1	0	0	0	0	0	0
Todd Hundley, S (9, 2) OBP: 0.266, SLG: 0.276										0	0	0	0	0	0	0
Inning Stats	R: 0 E: 0 K: 0 S: 9 H: 0 LOB: 1 BB: 1 P: 17	R: 0 E: 0 K: 2 S: 9 H: 0 LOB: 0 BB: 0 P: 13	R: 0 E: 0 K: 1 S: 8 H: 0 LOB: 0 BB: 0 P: 14	R: 0 E: 0 K: 2 S: 9 H: 0 LOB: 1 BB: 1 P: 16	R: 0 E: 0 K: 0 S: 3 H: 0 LOB: 0 BB: 1 P: 10	R: 0 E: 0 K: 1 S: 9 H: 1 LOB: 1 BB: 0 P: 13	R: 0 E: 0 K: 0 S: 8 H: 0 LOB: 0 BB: 0 P: 17	R: 0 E: 0 K: 0 S: 4 H: 0 LOB: 0 BB: 0 P: 6	R: 0 E: 0 K: 0 S: 10 H: 0 LOB: 0 BB: 0 P: 17	1B: 1 2B: 0 3B: 0 HR: 0	SF: 0 SAC: 0 DP: 1 HBP: 0						

PITCHER	IP	WLS	BF	H	R	ER	SO	BB	IBB	HBP	BLK	WP	HR	S	P	ERA	WHIP
Chris Nabholz, L (1, 1) ERA: 2.91	9.0	W	30	1	0	0	6	3	0	0	0	0	0	69	123	0.00	0.444

PITCHER	IP	WLS	BF	H	R	ER	SO	BB	IBB	HBP	BLK	WP	HR	S	P	ERA	WHIP

BOTTOM

Montreal Expos @ New York Mets

Shea Stadium, Flushing, NY

Thu Sep 20 1990, 3:38 AM EDT

Att. 33,711 - Unknown - 69 F

AB	27
R	0
H	1
RBI	0
BB	3
SO	6
LOB	7

1B: 1 SF: 0 WP: 0 PA: 30
2B: 0 SAC: 0 PB: 0
3B: 0 DP: 1 SB: 0
HR: 0 HBP: 0 CS: 0

livebaseballscorecards.com

Batter	1	2	3	4	5	6	7	8	9	10	11	12	AB	R	H	RBI	BB	SO	LOB
Tim Raines, S (1, 7) OBP: 0.376, SLG: 0.390	F7		F8		6-3		1-3		IBB		1-3		5	0	0	0	1	0	2
Dave Martinez, L (1, 8) OBP: 0.332, SLG: 0.442 (8, 9)	5-3			BB		BB 1B	6-3		K			L6	3	1	1	0	1	0	0
Marquis Grissom, R (9, PH) OBP: 0.314, SLG: 0.343 (9, 9)													2	0	0	0	0	1	2
Delino DeShields, L (1, 4) OBP: 0.378, SLG: 0.405	4-3			1-2 BB		1-2 1B HR		K		K		CS BB	3	1	0	0	3	2	0
Tim Wallach, R (1, 5) OBP: 0.348, SLG: 0.485		L9		K		1-2 2-H HR		1B		FC3-6 BB		K 1-2	4	1	2	1	1	1	2
Moises Alou, R (10, PR) OBP: 0.222, SLG: 0.222													0	0	0	0	0	0	0
Spike Owen, S (10, 6) OBP: 0.337, SLG: 0.349						1B							1	0	0	0	0	1	1
Larry Walker, L (1, 9) OBP: 0.315, SLG: 0.430		K		K		F7		K		FC3-6 1B 1-2f			4	0	0	0	0	3	5
Steve Frey, R (8, 1)													0	0	0	0	0	0	0
Rolando Roomes, R (10, PH) OBP: 0.230, SLG: 0.329													0	0	0	0	0	0	0
Mike Aldrete, L (10, PH) OBP: 0.385, SLG: 0.325													1	0	0	0	0	0	1
Bill Sampen, R (10, 1)													0	0	0	0	0	0	0
Andres Galarraga, R (1, 3) OBP: 0.302, SLG: 0.408		F8		F8		1-H 2-H HR		K		1-2 1B			5	1	2	3	0	1	3
Mike Fitzgerald, R (1, 2) OBP: 0.367, SLG: 0.397			SH3-4 1B		6-3	F7			1-3	F8			5	0	1	0	0	0	2
Tom Foley, L (1, 6) OBP: 0.281, SLG: 0.257 (10, 5)			F8		SH1-4 BB	L5			K		6-3		4	0	0	0	1	1	1
Dennis Martinez, R (1, 1) OBP: 0.132, SLG: 0.121			SH3-4 1-2		SH1-4 1-2		K		S BB		K		0	0	0	0	0	0	0
Jerry Goff, L (7, PH) OBP: 0.344, SLG: 0.300													1	0	0	0	0	1	0
Scott Ruskin, R (7, 1) OBP: 0.250, SLG: 0.625													0	0	0	0	0	0	0
Mel Rojas, R (7, 1)													0	0	0	0	0	0	0
Otis Nixon, S (8, 8) OBP: 0.336, SLG: 0.310													1	0	0	0	1	1	0
Inning Stats	R: 0 E: 0 K: 0 S: 3 H: 0 LOB: 0 BB: 0 P: 3	R: 0 E: 0 K: 1 S: 5 H: 0 LOB: 0 BB: 0 P: 5	R: 0 E: 0 K: 0 S: 4 H: 1 LOB: 1 BB: 0 P: 4	R: 0 E: 0 K: 2 S: 7 H: 0 LOB: 2 BB: 2 P: 15	R: 0 E: 0 K: 0 S: 3 H: 0 LOB: 1 BB: 1 P: 7	R: 4 E: 0 K: 0 S: 6 H: 3 LOB: 0 BB: 1 P: 10	R: 0 E: 0 K: 1 S: 5 H: 0 LOB: 0 BB: 0 P: 5	R: 0 E: 0 K: 3 S: 10 H: 1 LOB: 1 BB: 0 P: 10	R: 0 E: 0 K: 2 S: 7 H: 0 LOB: 2 BB: 2 P: 15	R: 0 E: 0 K: 1 S: 6 H: 1 LOB: 2 BB: 1 P: 10	R: 0 E: 0 K: 1 S: 5 H: 0 LOB: 0 BB: 0 P: 5	R: 0 E: 0 K: 1 S: 4 H: 0 LOB: 0 BB: 1 P: 8	1B: 5 2B: 0 3B: 0 HR: 1	SF: 0 SAC: 2 DP: 0 HBP: 0	WP: 0 PB: 0 SB: 1 CS: 1	PA: 49		

PITCHER	IP	WLS	BF	H	R	ER	SO	BB	IBB	HBP	BLK	WP	HR	S	P	ERA	WHIP
Jose De Jesus, R (1, 1) ERA: 3.55	7.0		29	4	4	4	4	4	0	0	0	0	1	33	49	5.14	1.143
Joe Boever, R (8, 1) ERA: 3.44	1.0		4	1	0	0	3	0	0	0	0	0	0	10	10	0.00	1.000
Darrel Akerfelds, R (9, 1) ERA: 3.84	0.2		4	0	0	0	1	1	1	0	0	0	0	4	12	0.00	1.500
Don Carman, L (9, 1) ERA: 4.34	0.2		3	0	0	0	2	1	0	0	0	0	0	6	10	0.00	1.500
Roger McDowell, R (10, 1) ERA: 3.78	1.2		6	1	0	0	1	0	0	0	0	0	0	8	8	0.00	0.600

PITCHER	IP	WLS	BF	H	R	ER	SO	BB	IBB	HBP	BLK	WP	HR	S	P	ERA	WHIP
Chuck Malone, R (12, 1) ERA: 1.69	1.0	W	3	0	0	0	1	1	0	0	0	0	0	4	8	0.00	1.000

TOP

Montreal Expos @ Philadelphia Phillies

Veterans Stadium, Philadelphia, PA

Fri Sep 21 1990, 7:05 PM EDT

Att. 23,274 - Unknown - 73 F

livebaseballscorecards.com

AB	39
R	4
H	6
RBI	4
BB	8
SO	12
LOB	19

Montreal Expos @ Philadelphia Phillies

Veterans Stadium, Philadelphia, PA

Fri Sep 21 1990, 7:05 PM EDT

Att. 23,274 - Unknown - 73 F

livebaseballscorecards.com

BOTTOM

Batter	1	2	3	4	5	6	7	8	9	10	11	12	AB	R	H	RBI	BB	SO	LOB
Lenny Dykstra, L (1, 8) OBP: 0.421, SLG: 0.442	1-3	F8			HR		FC6-4 S 1B 1-2f	IBB		5-3		1-H 1B	6	2	2	2	1	0	2
Darren Daulton, L (1, 2) OBP: 0.366, SLG: 0.427	F7		L9		F9		1B 1-H 1B	K			4-3		6	0	1	1	0	1	2
Von Hayes, L (1, 7) OBP: 0.375, SLG: 0.419	BB 1B 1B		K		L4		1-3 1B		4-3		BB 1B		6	1	3	0	0	1	0
Dale Murphy, R (1, 9) OBP: 0.323, SLG: 0.432	1B E 1-2 BB		CS 1B			5-3	5-3		2B		P3		5	1	2	0	1	0	3
John Kruk, L (1, 3) OBP: 0.388, SLG: 0.419	E 1-2 2-H 1B		CS 1-2	1B 1B		K	IBB		L7		1-2 BB		4	0	2	1	2	1	1
Charlie Hayes, R (1, 5) OBP: 0.301, SLG: 0.357 Roger McDowell, R (10, 1) Darrin Fletcher, L (11, PH) OBP: 0.250, SLG: 0.250 Chuck Malone, R (12, 1)	E6 1-3 2-H	F8				BB 1B	F8		6-3		F2		5 0 1 0	0 0 0 0	1 0 0 0	0 0 0 0	0 0 0 0	0 0 1 0	6 0 2 0
Dickie Thon, R (1, 6) OBP: 0.309, SLG: 0.354	K	G6-3 1-2 1B				BB 1-2	G3 SH3-4 1B			FC3-6 1B		6-3	5	0	3	0	1	1	2
Mickey Morandini, L (1, 4) OBP: 0.259, SLG: 0.231		G3		G6-3 1-2f		K	SH3-4 1-2			B3		F7	5	0	0	0	0	1	5
Jose De Jesus, R (1, 1) OBP: 0.175, SLG: 0.111 Randy Ready, R (7, PH) OBP: 0.332, SLG: 0.311 Joe Boever, R (8, 1) Louie Meadows, L (8, PH) OBP: 0.250, SLG: 0.143 Darrel Akerfelds, R (9, 1) OBP: 0.167, SLG: 0.167 Don Carman, L (9, 1) OBP: 0.300, SLG: 0.300 Dave Hollins, S (10, 5) OBP: 0.283, SLG: 0.366		K	K		K		FC6-4 1B	G3 2-3		FC3-6 1-2f		1B 1B BB	2 1 0 1 0 0 0 1	0 0 0 0 0 0 0 1	0 1 0 0 0 0 0 0	0 0 0 0 0 0 0 0	2 0 0 0 0 0 0 1	0 0 0 1 0 0 0 0	0 0 1 0 0 0 0 1

Inning Stats																								
	R: 2	H: 2	R: 0	H: 0	R: 0	H: 1	R: 0	H: 2	R: 1	H: 1	R: 0	H: 1	R: 1	H: 3	R: 0	H: 1	R: 0	H: 1	R: 0	H: 1	R: 1	H: 1	1B: 13	SF: 0
	E: 1	LOB: 2	E: 0	LOB: 0	E: 0	LOB: 0	E: 0	LOB: 1	E: 0	LOB: 0	E: 0	LOB: 1	E: 0	LOB: 3	E: 0	LOB: 2	E: 0	LOB: 1	E: 0	LOB: 2	E: 0	LOB: 1	2B: 1	SAC: 1
	K: 1	BB: 1	K: 1	BB: 0	K: 1	BB: 0	K: 0	BB: 0	K: 2	BB: 1	K: 1	BB: 0	K: 0	BB: 1	K: 1	BB: 1	K: 0	BB: 0	K: 0	BB: 1	K: 0	BB: 1	3B: 0	DP: 1
	S: 8	P: 12	S: 5	P: 5	S: 5	P: 6	S: 8	P: 12	S: 6	P: 10	S: 6	P: 10	S: 4	P: 4	S: 4	P: 4	S: 4	P: 8	S: 3	P: 7	1B: 13	SF: 0	HR: 1	HBP: 0
																							WP: 0	PA: 56
																							PB: 0	
																							SB: 1	
																							CS: 1	

PITCHER	IP	WLS	BF	H	R	ER	SO	BB	IBB	HBP	BLK	WP	HR	S	P	ERA	WHIP
Dennis Martinez, R (1, 1) ERA: 2.92	6.0		26	7	3	2	6	2	0	0	0	0	1	36	44	3.00	1.500
Scott Ruskin, L (7, 1) ERA: 2.99	0.1		4	3	1	1	0	0	0	0	0	0	0	4	4	27.00	9.000
Mel Rojas, R (7, 1) ERA: 3.38	1.1		7	1	0	0	0	0	2	0	0	0	0	5	13	0.00	0.750
Steve Frey, L (8, 1) ERA: 2.32	1.1		5	1	0	0	1	0	0	0	0	0	0	7	7	0.00	0.750
Bill Sampen, R (10, 1) ERA: 3.13	2.2	L	13	3	1	1	0	2	0	0	0	0	0	11	19	3.38	1.875

PITCHER	IP	WLS	BF	H	R	ER	SO	BB	IBB	HBP	BLK	WP	HR	S	P	ERA	WHIP

AB	48
R	5
H	15
RBI	4
BB	6
SO	7
LOB	25

Montreal Expos @ Philadelphia Phillies

Veterans Stadium, Philadelphia, PA

Sat Sep 22 1990, 7:05 PM EDT

Att. 17,215 - Unknown

TOP

livebaseballscorecards.com

Batter	1	2	3	4	5	6	7	8	9	AB	R	H	RBI	BB	SO	LOB
Tim Raines, S (1, 7) OBP: 0.377, SLG: 0.389	F7		BB		F7		K		CS 1B	4	0	1	0	1	1	1
Dave Martinez, L (1, 8) OBP: 0.332, SLG: 0.440	CS 1B		FC6 1-2f		F9			4-3	CS 1-2	4	0	1	0	0	0	3
Delino DeShields, L (1, 4) OBP: 0.379, SLG: 0.406	K 1-2			F9		WP 4-3 E 1B		1B 1B		4	1	2	0	0	1	1
Tim Wallach, R (1, 5) OBP: 0.348, SLG: 0.484		F3		5-3		4-3 1-2		BB 1-3 1B		4	0	1	0	0	0	1
Larry Walker, L (1, 9) OBP: 0.317, SLG: 0.432		K		2B		K		BB 1-2		3	0	1	0	1	2	1
Andres Galarraga, R (1, 3) OBP: 0.300, SLG: 0.405		K		6-3		E6 2-H		K		4	0	0	0	0	2	4
Nelson Santovenia, R (1, 2) OBP: 0.213, SLG: 0.298			K	6-3	6-3	1-3				3	0	0	0	0	1	1
Mike Fitzgerald, R (8, PH) OBP: 0.366, SLG: 0.395										1	0	0	0	0	0	3
Orlando Mercado, R (8, 2) OBP: 0.290, SLG: 0.322										0	0	0	0	0	0	0
Spike Owen, S (1, 6) OBP: 0.338, SLG: 0.347			SH1-4 BB		2B BB		F9		F7	2	1	0	0	2	0	0
Scott Anderson, R (1, 1)			SH1-4 1-2		1-H 2B		B1		G3	0	0	0	0	0	0	0
Jerry Goff, L (5, PH) OBP: 0.348, SLG: 0.315										1	0	1	1	0	0	0
Mel Rojas, R (5, 1)										0	0	0	0	0	0	0
Otis Nixon, S (7, PH) OBP: 0.335, SLG: 0.308										1	0	0	0	0	0	0
Scott Ruskin, R (7, 1) OBP: 0.250, SLG: 0.625										0	0	0	0	0	0	0
Tim Burke, R (7, 1) OBP: 0.333, SLG: 0.200										0	0	0	0	0	0	0
Mike Aldrete, L (9, PH) OBP: 0.383, SLG: 0.322										1	0	0	0	0	0	0
Inning Stats	R: 0 E: 0 K: 1 S: 6 H: 1 LOB: 0 BB: 0 P: 9	R: 0 E: 0 K: 2 S: 8 H: 0 LOB: 0 BB: 0 P: 10	R: 0 E: 0 K: 1 S: 8 H: 0 LOB: 2 BB: 2 P: 20	R: 0 E: 0 K: 0 S: 8 H: 1 LOB: 1 BB: 0 P: 13	R: 1 E: 0 K: 0 S: 9 H: 1 LOB: 1 BB: 1 P: 17	R: 1 E: 1 K: 1 S: 10 H: 1 LOB: 1 BB: 0 P: 17	R: 0 E: 0 K: 1 S: 9 H: 0 LOB: 0 BB: 0 P: 14	R: 0 E: 0 K: 1 S: 12 H: 2 LOB: 3 BB: 1 P: 22	R: 0 E: 0 K: 0 S: 8 H: 1 LOB: 0 BB: 0 P: 14	1B: 5 2B: 2 3B: 0 HR: 0 SF: 0 SAC: 1 DP: 0 HBP: 0						

AB	32
R	2
H	7
RBI	1
BB	4
SO	7
LOB	15

WP: 1 PB: 0 SB: 0 CS: 2 PA: 38

PITCHER		IP	WLS	BF	H	R	ER	SO	BB	IBB	HBP	BLK	WP	HR	S	P	ERA	WHIP
Tommy Greene, R ERA: 5.79	(1, 1)	6.0	W	25	4	2	1	5	3	0	0	0	1	0	49	86	1.50	1.167
Darrel Akerfelds, R ERA: 3.79	(7, 1)	1.1		6	2	0	0	1	0	0	0	0	0	0	13	20	0.00	1.500
Don Carman, L ERA: 4.34	(8, 1)	0.0		1	0	0	0	0	1	0	0	0	0	0	1	5	∞	∞
Joe Boever, R ERA: 3.42	(8, 1)	0.2		2	0	0	0	1	0	0	0	0	0	0	7	11	0.00	0.000
Roger McDowell, R ERA: 3.74	(9, 1)	1.0	S	3	1	0	0	0	0	0	0	0	0	0	8	14	0.00	1.000

PITCHER	IP	WLS	BF	H	R	ER	SO	BB	IBB	HBP	BLK	WP	HR	S	P	ERA	WHIP

Batter	1	2	3	4	5	6	7	8	9	AB	R	H	RBI	BB	SO	LOB
Lenny Dykstra, L (1, 8) OBP: 0.422, SLG: 0.441	BCCFBBB 4-2 S BB		X 0-0 F9 S SF9 2-H 1B	B X 1-0 ③ 4-3			B F C X 1-2 E5 1B			3	1	1	1	1	0	0
Darren Daulton, L (1, 2) OBP: 0.365, SLG: 0.424	X 0-0 ① F8		B C F X 1-2 ① F9 1-3		B B C B B 4-1 BB		B B F X 2-1 ② F8			3	0	0	0	1	0	3
Von Hayes, L (1, 9) OBP: 0.374, SLG: 0.418	C F B S 1-3 ② K		B C X 1-1 ② SF9 3-H		X 0-0 ① F8		B B C X 2-1 1-3 1B			3	0	1	1	0	1	2
Dale Murphy, R (1, 7) OBP: 0.323, SLG: 0.430	C C B S 1-3 ③ K 1-2		C B B B B 4-1 2B BB		B X 1-0 ② F9		X 0-0 ③ F9			3	0	0	0	1	1	4
John Kruk, L (1, 3) OBP: 0.391, SLG: 0.425		S B B B X 2-1 FC1-6 1B	B F S T B F X 2-2 1-3 2B		B X 1-0 ③ G3			C B B X 2-1 1-3 1B		4	0	3	0	0	0	1
Dickie Thon, R (1, 6) OBP: 0.309, SLG: 0.353		S T F B F B X 2-2 ① FC1-6 S 1-2f	X 0-0 ③ 5-3			B F B F B X 3-2 L3 1B		X 0-0 ① 1-3 1-2		4	0	1	0	0	0	4
Dave Hollins, S (1, 5) OBP: 0.273, SLG: 0.351 Charlie Hayes, R (9, 5) OBP: 0.301, SLG: 0.357		C S B T F F B S 2-3 ② K 1-2		C B F C 1-3 ① K		B X 1-0 ①② L3 1-2		B B X 2-0 ② F8		4 0	0 0	0 0	0 0	0 0	2 0	3 0
Mickey Morandini, L (1, 4) OBP: 0.282, SLG: 0.291 Darrel Akerfelds, R (7, 1) OBP: 0.167, SLG: 0.167 Don Carman, L (8, 1) OBP: 0.300, SLG: 0.300 Joe Boever, R (8, 1) Louie Meadows, L (8, PH) OBP: 0.240, SLG: 0.136 Roger McDowell, R (9, 1)		C X 0-1 ③ F5		F B C X 1-2 HR		B C B C X 2-1 ③ L5		F B C B S 2-3 ③ K		3 0 0 0 1 0	1 0 0 0 0 0	1 0 0 0 0 0	1 0 0 0 0 0	0 0 0 0 0 0	0 0 0 0 1 0	1 0 0 0 1 0
Tommy Greene, R (1, 1) OBP: 0.111, SLG: 0.222 Randy Ready, R (7, 4) OBP: 0.330, SLG: 0.310			B B B C F F X 3-2 1B 2B	X 0-0 ② F5			C X 0-1 ① F8			2 1	1 0	1 0	0 0	0 0	0 0	0 0
Inning Stats	R: 0 H: 0 E: 0 LOB: 1 K: 2 BB: 1 S: 10 P: 16	R: 0 H: 1 E: 0 LOB: 1 K: 1 BB: 0 S: 15 P: 21	R: 2 H: 3 E: 0 LOB: 2 K: 0 BB: 1 S: 18 P: 29	R: 1 H: 1 E: 0 LOB: 0 K: 1 BB: 0 S: 8 P: 11	R: 0 H: 0 E: 0 LOB: 1 K: 0 BB: 1 S: 4 P: 10	R: 0 H: 1 E: 0 LOB: 0 K: 0 BB: 0 S: 6 P: 12	R: 0 H: 1 E: 1 LOB: 2 K: 0 BB: 0 S: 10 P: 15	R: 0 H: 1 E: 0 LOB: 1 K: 1 BB: 0 S: 7 P: 13		1B: 5 2B: 3 3B: 0 HR: 1	SF: 1 SAC: 0 DP: 1 HBP: 0			WP: 0 PB: 0 SB: 3 CS: 0	PA: 35	

PITCHER		IP	WLS	BF	H	R	ER	SO	BB	IBB	HBP	BLK	WP	HR	S	P	ERA	WHIP
Scott Anderson, R ERA: 3.75	(1, 1)	4.0	L	19	5	3	3	4	2	0	0	0	0	1	51	77	6.75	1.750
Mel Rojas, R ERA: 3.19	(5, 1)	2.0		7	1	0	0	0	1	0	0	0	0	0	10	22	0.00	1.000
Scott Ruskin, L ERA: 2.96	(7, 1)	0.2		4	1	0	0	0	0	0	0	0	0	0	9	14	0.00	1.500
Tim Burke, R ERA: 2.69	(7, 1)	1.1		5	1	0	0	1	0	0	0	0	0	0	8	14	0.00	0.750

PITCHER	IP	WLS	BF	H	R	ER	SO	BB	IBB	HBP	BLK	WP	HR	S	P	ERA	WHIP

BOTTOM

Montreal Expos @ Philadelphia Phillies

Veterans Stadium, Philadelphia, PA

Sat Sep 22 1990, 7:05 PM EDT

Att. 17,215 - Unknown

livebaseballscorecards.com

AB	31
R	3
H	8
RBI	3
BB	3
SO	5
LOB	19

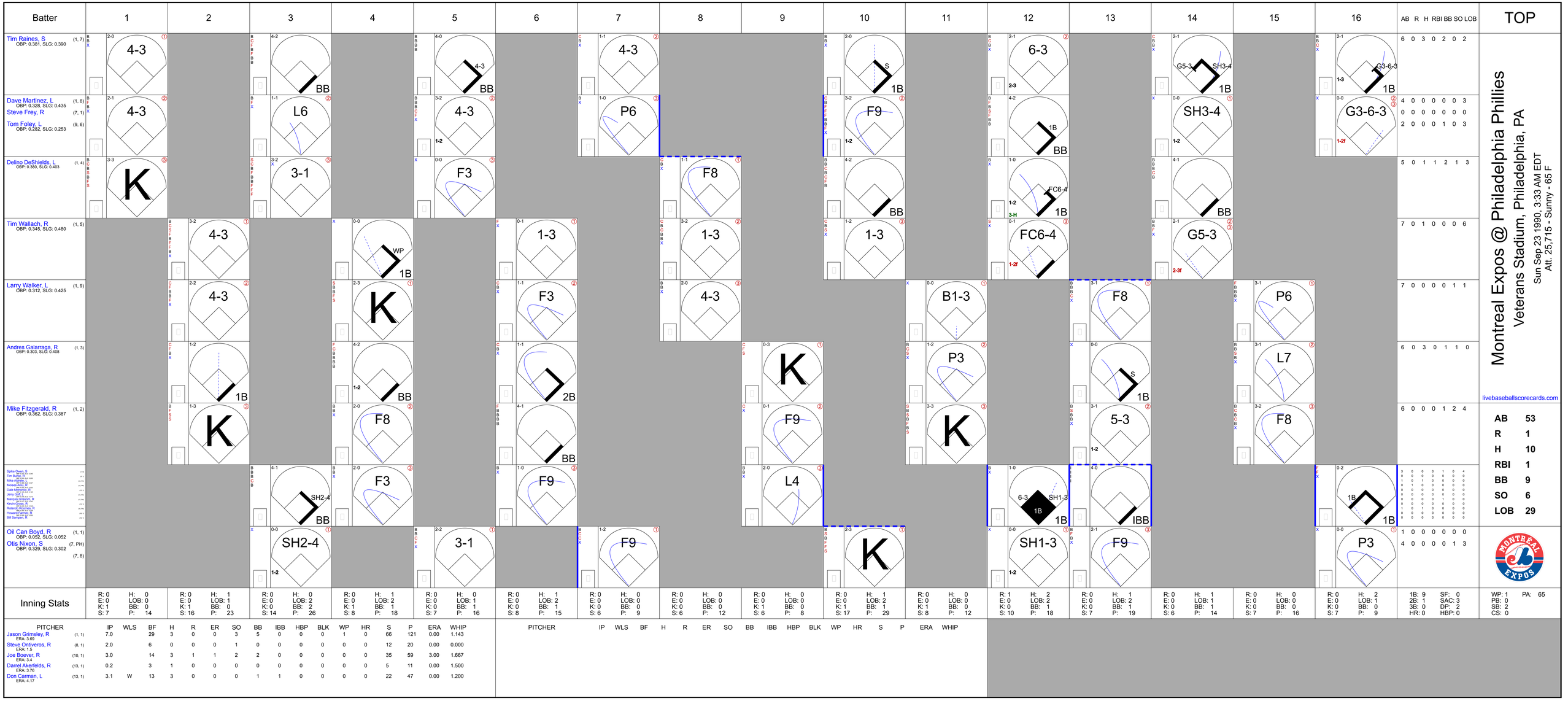
Batter
1
2
3
4
5
6
7
8
9
10
11
12
13
14
15
16
AB R H RBI BB SO LOB
TOP
Tim Raines, S (1, 7) OBP: 0.381, SLG: 0.390
Dave Martinez, L (1, 8) OBP: 0.328, SLG: 0.435
Steve Frey, R (7, 1)
Tom Foley, L (9, 6) OBP: 0.282, SLG: 0.253
Delino DeShields, L (1, 4) OBP: 0.360, SLG: 0.403
Tim Wallach, R (1, 5) OBP: 0.345, SLG: 0.480
Larry Walker, L (1, 9) OBP: 0.312, SLG: 0.425
Andres Galarraga, R (1, 3) OBP: 0.303, SLG: 0.408
Mike Fitzgerald, R (1, 2) OBP: 0.362, SLG: 0.387
Oil Can Boyd, R (1, 1) OBP: 0.052, SLG: 0.052
Otis Nixon, S (7, PH) OBP: 0.329, SLG: 0.302 (7, 8)
Inning Stats
Montreal Expos @ Philadelphia Phillies
Veterans Stadium, Philadelphia, PA
Sun Sep 23 1990, 3:33 AM EDT
Att. 25,715 - Sunny - 65 F
livebaseballscorecards.com
AB 53
R 1
H 10
RBI 1
BB 9
SO 6
LOB 29
1B: 9 SF: 0
2B: 1 SAC: 3
3B: 0 DP: 2
HR: 0 HBP: 0
WP: 1 PA: 65
PB: 0
SB: 2
CS: 0
PITCHER IP WLS BF H R ER SO BB IBB HBP BLK WP HR S P ERA WHIP
Jason Grimsley, R (1, 1) ERA: 3.69 7.0 29 3 0 0 3 5 0 0 0 1 0 66 121 0.00 1.143
Steve Ontiveros, R (8, 1) ERA: 1.5 2.0 6 0 0 0 1 0 0 0 0 0 0 12 20 0.00 0.000
Joe Boever, R (10, 1) ERA: 3.4 3.0 14 3 1 1 2 2 0 0 0 0 0 35 59 3.00 1.667
Darrel Akerfelds, R (13, 1) ERA: 3.76 0.2 3 1 0 0 0 0 0 0 0 0 0 5 11 0.00 1.500
Don Carman, L (13, 1) ERA: 4.17 3.1 W 13 3 0 0 0 1 1 0 0 0 0 22 47 0.00 1.200
PITCHER IP WLS BF H R ER SO BB IBB HBP BLK WP HR S P ERA WHIP

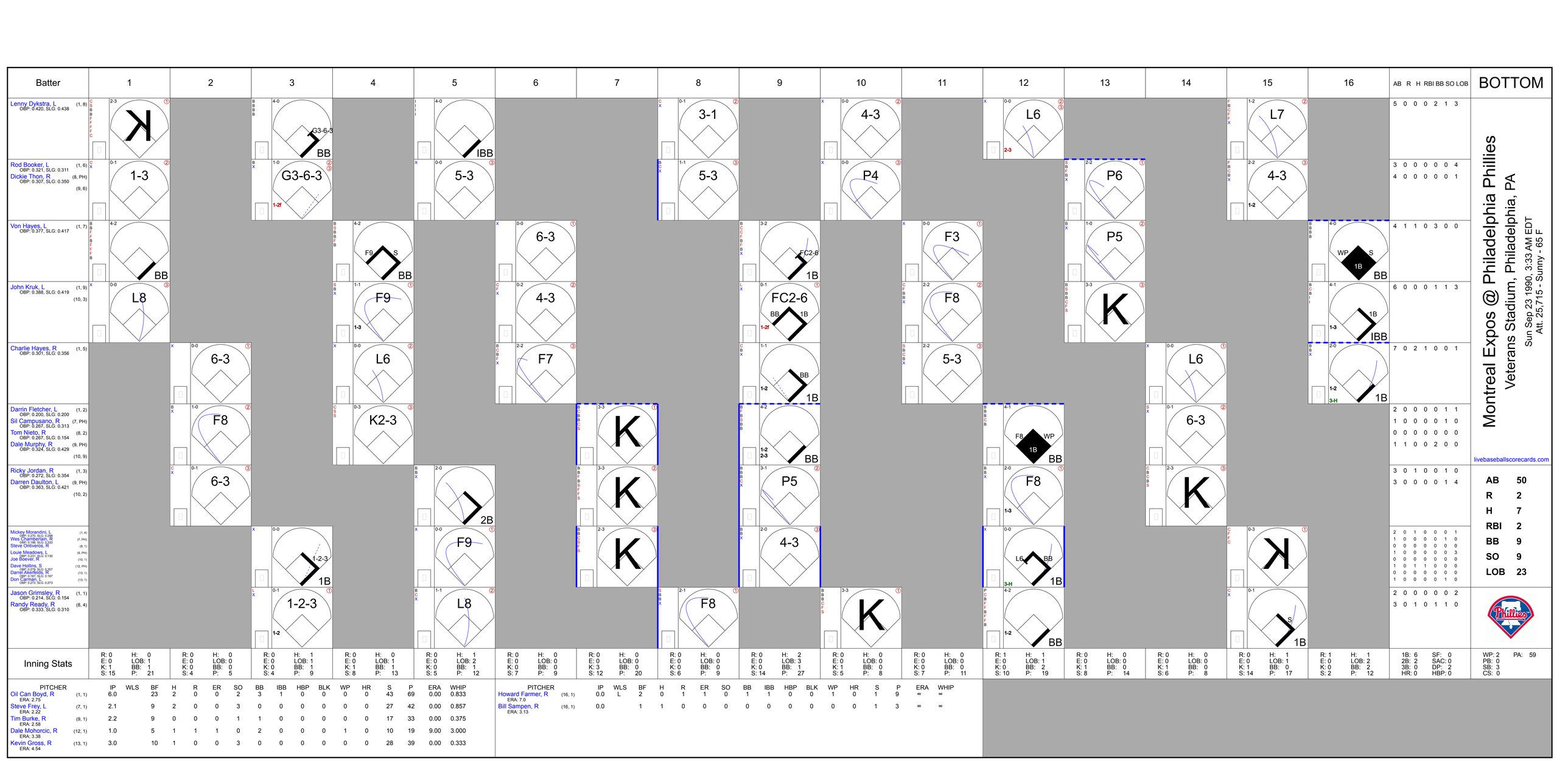
Batter
1
2
3
4
5
6
7
8
9
10
11
12
13
14
15
16
AB R H RBI BB SO LOB
BOTTOM
Lenny Dykstra, L (1, 8) OBP: 0.420, SLG: 0.438
Rod Booker, L (1, 6) OBP: 0.321, SLG: 0.311
Dickie Thon, R (8, PH) (9, 6) OBP: 0.307, SLG: 0.350
Von Hayes, L (1, 7) OBP: 0.377, SLG: 0.417
John Kruk, L (1, 9) (10, 3) OBP: 0.388, SLG: 0.419
Charlie Hayes, R (1, 5) OBP: 0.301, SLG: 0.356
Darrin Fletcher, L (1, 2) OBP: 0.200, SLG: 0.200
Sil Campusano, R (7, PH) OBP: 0.267, SLG: 0.313
Tom Nieto, R (8, 2) OBP: 0.267, SLG: 0.154
Dale Murphy, R (9, PH) (10, 9) OBP: 0.324, SLG: 0.429
Ricky Jordan, R (1, 3) OBP: 0.272, SLG: 0.354
Darren Daulton, L (9, PH) (10, 2) OBP: 0.363, SLG: 0.421
Mickey Morandini, L (1, 4) OBP: 0.270, SLG: 0.298
Wes Chamberlain, R (7, PH) OBP: 0.188, SLG: 0.313
Steve Ontiveros, R (8, 1)
Louie Meadows, L (9, PH) OBP: 0.227, SLG: 0.130
Joe Boever, R (10, 1)
Dave Hollins, S (12, PH) OBP: 0.279, SLG: 0.357
Darrel Akerfelds, R (13, 1) OBP: 0.000, SLG: 0.167
Don Carman, L (13, 1) OBP: 0.273, SLG: 0.273
Jason Grimsley, R (1, 1) OBP: 0.214, SLG: 0.154
Randy Ready, R (8, 4) OBP: 0.333, SLG: 0.310
Montreal Expos @ Philadelphia Phillies
Veterans Stadium, Philadelphia, PA
Sun Sep 23 1990, 3:33 AM EDT
Att: 25,715 - Sunny - 65 F
livebaseballscorecards.com
AB 50
R 2
H 7
RBI 2
BB 9
SO 9
LOB 23
Inning Stats
PITCHER
Oil Can Boyd, R (1, 1) ERA: 2.75
Steve Frey, L (7, 1) ERA: 2.22
Tim Burke, R (9, 1) ERA: 2.58
Dale Mohorcic, R (12, 1) ERA: 3.38
Kevin Gross, R (13, 1) ERA: 4.54
Howard Farmer, R (16, 1) ERA: 7.0
Bill Sampen, R (16, 1) ERA: 3.13

Montreal Expos @ Philadelphia Phillies

Veterans Stadium, Philadelphia, PA

Mon Sep 24 1990, 7:05 PM EDT

Att. 11,527 - Unknown - 65 F

TOP

livebaseballscorecards.com

Batter	1	2	3	4	5	6	7	8	9	AB	R	H	RBI	BB	SO	LOB
Tim Raines, S (1, 7) OBP: 0.378, SLG: 0.387	F9		G5-3			G6-3		G5-3		4	0	0	0	0	0	2
Delino DeShields, L (1, 4) OBP: 0.379, SLG: 0.402	G3			S, 1B		G4-3			G6-3	4	0	1	0	0	0	0
Andres Galarraga, R (1, 3) OBP: 0.301, SLG: 0.405	F9			P2		P4			K	4	0	0	0	0	1	1
Tim Wallach, R (1, 5) OBP: 0.343, SLG: 0.476		G6-3		G6-3 1-2			G4-3		F8	4	0	0	0	0	0	1
Marquis Grissom, R (1, 9) OBP: 0.314, SLG: 0.339		P3		K			P3			3	0	0	0	0	1	1
Otis Nixon, S (1, 8) OBP: 0.325, SLG: 0.298		B1-3			P2		F7			3	0	0	0	0	0	0
Dale Mohorcic, R (7, 1) OBP: 0.125, SLG: 0.125										0	0	0	0	0	0	0
Orlando Mercado, R (1, 2) OBP: 0.291, SLG: 0.323			L7		1B			F8		3	0	1	0	0	0	0
Spike Owen, S (1, 6) OBP: 0.339, SLG: 0.350			2B		F8			FC5-4, 1B		3	0	2	0	0	0	1
Brian Barnes, L (1, 1)			K		K			FC5-4 1-2f		2	0	0	0	0	2	2
Moises Alou, R (7, 8) OBP: 0.200, SLG: 0.200										1	0	0	0	0	0	1

Inning Stats	1	2	3	4	5	6	7	8	9
	R: 0 E: 0 K: 0 S: 6	H: 0 LOB: 0 BB: 0 P: 10	R: 0 E: 0 K: 0 S: 5	H: 0 LOB: 0 BB: 0 P: 7	R: 0 E: 0 K: 1 S: 8	H: 1 LOB: 1 BB: 0 P: 12	R: 0 E: 0 K: 1 S: 8	H: 1 LOB: 1 BB: 0 P: 14	R: 0 E: 0 K: 1 S: 9	H: 1 LOB: 1 BB: 0 P: 13	R: 0 E: 0 K: 0 S: 5	H: 0 LOB: 0 BB: 0 P: 7	R: 0 E: 0 K: 0 S: 7	H: 0 LOB: 0 BB: 0 P: 10	R: 0 E: 0 K: 0 S: 8	H: 1 LOB: 1 BB: 0 P: 14	R: 0 E: 0 K: 1 S: 9	H: 0 LOB: 0 BB: 0 P: 13

1B: 3	SF: 0	WP: 0	PA: 31
2B: 1	SAC: 0	PB: 0	
3B: 0	DP: 0	SB: 1	
HR: 0	HBP: 0	CS: 0	

PITCHER	IP	WLS	BF	H	R	ER	SO	BB	IBB	HBP	BLK	WP	HR	S	P	ERA	WHIP
Pat Combs, L (1, 1) ERA: 4.03	9.0	W	31	4	0	0	4	0	0	0	0	0	0	65	100	0.00	0.444

PITCHER	IP	WLS	BF	H	R	ER	SO	BB	IBB	HBP	BLK	WP	HR	S	P	ERA	WHIP

AB	31
R	0
H	4
RBI	0
BB	0
SO	4
LOB	9

Batter	1	2	3	4	5	6	7	8	9	AB	R	H	RBI	BB	SO	LOB
Sil Campusano, R (1, 8) OBP: 0.266, SLG: 0.310	B S S B F C 2-3 ① K		B B C X 2-1 ① F6		C S F B S 1-3 ① K	B C B B X 3-1 1-2 1B				4	0	1	0	0	2	0
Randy Ready, R (1, 4) OBP: 0.332, SLG: 0.305	C C B S 1-3 ② K		B X 1-0 ② L4		B C B F B B 4-2 WP 1B BB	C F B B X 2-2 ③ P2				3	1	0	0	1	1	2
Charlie Hayes, R (1, 5) OBP: 0.301, SLG: 0.355	B B B X 3-0 ③ G5-3		X 0-0 S 1B		B F 1 SAFE S C 1-3 ② K 1-2		C X 0-1 ① G5-3			4	0	1	0	0	1	1
Dale Murphy, R (1, 9) OBP: 0.324, SLG: 0.428		C B S B B X 3-2 ① F7	C C B B S 2-3 ③ K 1-2		B F S B X 2-2 2-H 1B		S C B C 1-3 ② K			4	0	1	1	0	2	1
Ricky Jordan, R (1, 3) OBP: 0.275, SLG: 0.356		F B X 1-1 FC6-4 1B 1B		B X 1-0 1B 1B	B S S C 1-3 ③ K		X 0-0 ③ G5-3			4	1	2	0	0	1	1
Dickie Thon, R (1, 6) OBP: 0.308, SLG: 0.352		S X 0-1 FC6-4 1-2 1B		1 SAFE C B S X 1-2 1-2 1B		X 0-0 ① G6-3		B X 1-0 ① G5-3		4	0	2	0	0	0	0
Wes Chamberlain, R (1, 7) OBP: 0.200, SLG: 0.316		X 0-0 ② FC6-4 1B 1-2f 2-3		S S S 0-3 ① K		B X 1-0 S 1B 1B		B X 1-0 ② G5-3		4	1	1	0	0	1	4
Tom Nieto, R (1, 2) OBP: 0.265, SLG: 0.167		B X 1-0 FC6-4 1-2 3-H 1B		X 0-0 ② F9		B S B B L S 3-3 ② K 1-3		B C B X 2-1 ③ G4-3		4	0	1	1	0	1	3
Pat Combs, L (1, 1) OBP: 0.197, SLG: 0.190		F S X 0-2 ③ FC6-4 1-2f		B X 1-0 ③ F9		B S S B X 2-2 1B 3-H 1B				3	0	1	1	0	0	4
Inning Stats	R: 0 E: 0 K: 2 S: 8 H: 0 LOB: 0 BB: 0 P: 14	R: 1 E: 0 K: 0 S: 12 H: 3 LOB: 2 BB: 0 P: 17	R: 0 E: 0 K: 1 S: 7 H: 1 LOB: 1 BB: 0 P: 12	R: 0 E: 0 K: 1 S: 9 H: 2 LOB: 2 BB: 0 P: 12	R: 1 E: 0 K: 3 S: 15 H: 1 LOB: 1 BB: 1 P: 24	R: 1 E: 0 K: 1 S: 13 H: 3 LOB: 2 BB: 0 P: 24	R: 0 E: 0 K: 1 S: 6 H: 0 LOB: 0 BB: 0 P: 7	R: 0 E: 0 K: 0 S: 4 H: 0 LOB: 0 BB: 0 P: 8		1B: 10 2B: 0 3B: 0 HR: 0		SF: 0 SAC: 0 DP: 0 HBP: 0				

PITCHER		IP	WLS	BF	H	R	ER	SO	BB	IBB	HBP	BLK	WP	HR	S	P	ERA	WHIP
Brian Barnes, L ERA: 3.79	(1, 1)	6.0	L	29	10	3	3	8	1	0	0	0	1	0	64	103	4.50	1.833
Dale Mohorcic, R ERA: 3.24	(7, 1)	2.0		6	0	0	0	1	0	0	0	0	0	0	10	15	0.00	0.000

PITCHER	IP	WLS	BF	H	R	ER	SO	BB	IBB	HBP	BLK	WP	HR	S	P	ERA	WHIP

BOTTOM

Montreal Expos @ Philadelphia Phillies

Veterans Stadium, Philadelphia, PA

Mon Sep 24 1990, 7:05 PM EDT

Att. 11,527 - Unknown - 65 F

livebaseballscorecards.com

AB	34
R	3
H	10
RBI	3
BB	1
SO	9
LOB	16

1B: 10	SF: 0	WP: 1	PA: 35
2B: 0	SAC: 0	PB: 0	
3B: 0	DP: 0	SB: 3	
HR: 0	HBP: 0	CS: 0	

Batter	1	2	3	4	5	6	7	8	9	AB	R	H	RBI	BB	SO	LOB
Keith Miller, R (1, 8) (7, 9) OBP: 0.333, SLG: 0.314	F C B B S 2-3 ① K		B F X 1-1 E5 S E		B B X 2-0 ① F7		B B C X 2-1 F8		B B F F S 2-3 ① K	5	1	0	0	0	2	0
Tom Herr, S (1, 4) OBP: 0.328, SLG: 0.352 Daryl Boston, L (7, PR) (7, 8) OBP: 0.324, SLG: 0.436	C B C S 1-3 ② K		C 1 SAFE 1 SAFE 1 SAFE B X 1-1 ① G6-3 1-H		C B B B F F X 3-2 1B		B B B B 4-0 WP 1B 1B BB		C B C X 1-2 ② F7	3 1	0 1	1 0	0 0	1 0	1 0	0 0
Tim Teufel, R (1, 3) (7, 4) OBP: 0.310, SLG: 0.464	B B B B 4-0 1B BB		B B F F C 2-3 ② K		X 0-0 ② F8		B B 1 SAFE X 2-0 WP 1-2 1B 1B		C B X 1-1 ③ L7	4	1	1	0	1	1	1
Kevin McReynolds, R (1, 7) OBP: 0.350, SLG: 0.453	X 0-0 1-2 1B		B X 1-0 FC4-6 1B		S 1 SAFE 1 SAFE B 1 SAFE B F 1 SAFE F 3-3 1 SAFE F B S ③ K		C S S 0-3 ② K			4	0	2	0	0	2	3
Pat Tabler, R (1, 9) OBP: 0.342, SLG: 0.368 Dave Magadan, L (7, PH) (7, 3) OBP: 0.414, SLG: 0.443	X 0-0 ③ L4		B 1 SAFE C 1 SAFE S 1 SAFE 1 SAFE X 1-2 ③ FC4-6 1-2f			C F B X 1-2 3B	B B F C F F F F B F 3-2 F F X 1-H 2-H 1B			3 1	0 0	1 1	0 2	0 0	0 0	3 0
Gregg Jefferies, S (1, 5) OBP: 0.338, SLG: 0.432		B B C C X 2-2 ① F7		B B X 2-0 1B		X 0-0 ① P4	F B X 1-1 ③ G1-3			4	0	1	0	0	0	2
Howard Johnson, S (1, 6) OBP: 0.316, SLG: 0.440		B X 1-0 ② F7	C F B 1 SAFE X 1-2 ① P4			B S F S 1-3 ② K		C X 0-1 K2 1B		4	0	1	0	0	1	2
Charlie O'Brien, R (1, 2) OBP: 0.262, SLG: 0.254		B X 1-0 1B	1 SAFE X 0-0 ② L8			B B C B B 4-1 BB		C F F B S 1-3 ① ② K2 1-2f		3	0	1	0	1	1	2
Sid Fernandez, L (1, 1) OBP: 0.193, SLG: 0.211 Wally Whitehurst, R (4, 1) OBP: 0.250, SLG: 0.250 Darren Reed, R (6, PH) OBP: 0.091, SLG: 0.136 Alejandro Pena, R (6, 1) OBP: 0.286, SLG: 0.167		C F S 0-3 ③ K	B S S B X 2-2 ③ F9			B C F S 1-3 ③ K		S S S 0-3 ③ K		2 0 1 1	0 0 0 0	0 0 0 0	0 0 0 0	0 0 0 0	1 0 1 1	2 0 2 0
Inning Stats	R: 0 E: 0 K: 2 S: 8 / H: 1 LOB: 2 BB: 1 P: 15	R: 0 E: 0 K: 1 S: 8 / H: 1 LOB: 1 BB: 0 P: 12	R: 1 E: 2 K: 1 S: 11 / H: 1 LOB: 1 BB: 0 P: 17	R: 0 E: 0 K: 0 S: 8 / H: 1 LOB: 1 BB: 0 P: 13	R: 0 E: 0 K: 1 S: 11 / H: 1 LOB: 1 BB: 0 P: 19	R: 0 E: 0 K: 2 S: 11 / H: 1 LOB: 2 BB: 1 P: 18	R: 2 E: 0 K: 1 S: 17 / H: 2 LOB: 1 BB: 1 P: 29	R: 0 E: 0 K: 2 S: 9 / H: 1 LOB: 0 BB: 0 P: 10	R: 0 E: 0 K: 1 S: 8 / H: 0 LOB: 0 BB: 0 P: 12	1B: 8 2B: 1 3B: 1 HR: 0	SF: 0 SAC: 0 DP: 1 HBP: 0						

PITCHER		IP	WLS	BF	H	R	ER	SO	BB	IBB	HBP	BLK	WP	HR	S	P	ERA	WHIP
Chris Nabholz, L ERA: 2.9	(1, 1)	6.1	L	30	7	3	2	7	3	0	0	0	0	0	60	105	2.84	1.579
Tim Burke, R ERA: 2.56	(7, 1)	0.2		3	1	0	0	1	0	0	0	0	1	0	14	18	0.00	1.500
Scott Ruskin, L ERA: 2.88	(8, 1)	2.0		6	1	0	0	3	0	0	0	0	0	0	17	22	0.00	0.500

PITCHER	IP	WLS	BF	H	R	ER	SO	BB	IBB	HBP	BLK	WP	HR	S	P	ERA	WHIP

TOP

New York Mets @ Montreal Expos

Olympic Stadium, Montreal, QB

Tue Sep 25 1990, 7:05 PM EDT

Att. 11,959 - Dome

livebaseballscorecards.com

AB	36
R	3
H	9
RBI	2
BB	3
SO	11
LOB	17

1B: 8	SF: 0	WP: 1	PA: 39		
2B: 1	SAC: 0	PB: 0			
3B: 1	DP: 1	SB: 1			
HR: 0	HBP: 0	CS: 0			

New York Mets @ Montreal Expos

Olympic Stadium, Montreal, QB

Tue Sep 25 1990, 7:05 PM EDT

Att. 11,959 - Dome

livebaseballscorecards.com

BOTTOM

Batter	1	2	3	4	5	6	7	8	9	AB	R	H	RBI	BB	SO	LOB
Tim Raines, S (1, 7) OBP: 0.379, SLG: 0.388	C B B X 2-1 F9 ①		B X 1-0 CS 1B		C B X 1-1 1B			C S X 0-2 F7 ①		4	0	2	0	0	0	0
Delino DeShields, L (1, 4) OBP: 0.378, SLG: 0.400	C B S S 1-3 K ②		1 SAFE 1 SAFE 0-0 CS ③ 1-2	C B B B F B 4-2 G4-3 E 1B BB	1 SAFE B 1 SAFE 1 SAFE S B B X 3-1 P5 ③			C B F B X 2-2 F7 ②		3	1	0	0	1	1	1
Andres Galarraga, R (1, 3) OBP: 0.299, SLG: 0.402	S B B S C 2-3 K ③			1 SAFE 1 SAFE 1 SAFE S X 0-1 F9 ①		B F B F F F F B 3-3 S K ①		C S F B S 1-3 K ③		4	0	0	0	0	3	1
Tim Wallach, R (1, 5) OBP: 0.343, SLG: 0.475		B C B S S 2-3 K ①		1 SAFE B 1 SAFE 1 SAFE F F 1 SAFE 1 SAFE X 1-2 G4-3 ② 1-3		C B F B X 2-2 1B			C F B S 1-3 K ①	4	0	1	0	0	2	1
Mike Fitzgerald, R (1, 2) OBP: 0.360, SLG: 0.386		F C F F C 0-3 K ②		X 0-0 1B 3-H 1B		C S B F 1 SAFE C 1-3 K ②			X 0-0 G5-3 ②	4	0	1	1	0	2	1
Marquis Grissom, R (1, 9) OBP: 0.318, SLG: 0.342 Larry Walker, L (6, PH) OBP: 0.311, SLG: 0.424 (7, 9) Tim Burke, R (7, 1) OBP: 0.333, SLG: 0.200 Scott Ruskin, R (8, 1) OBP: 0.250, SLG: 0.625 Mike Aldrete, L (9, PH) OBP: 0.384, SLG: 0.325		B B B B 4-0 S BB		B X 1-0 1-2 1B		C 1 SAFE B X 1-1 L6 ③			S C F F S 0-3 K ③	1 1 0 0 1	0 0 0 0 0	1 0 0 0 0	0 0 0 0 1	1 0 0 0 0	0 0 0 0 1	0 1 0 0 0
Dave Martinez, L (1, 8) OBP: 0.326, SLG: 0.432 (7, 9)		B B F B X 3-1 F9 ③ 1-2		B B X 2-0 F8 ③			X 0-0 F7 ①			3	0	0	0	0	0	3
Spike Owen, S (1, 6) OBP: 0.337, SLG: 0.347			C F B X 1-2 G4-3 ①		B C B X 2-1 F8 ①		C S B B F X 2-2 F9 ②			3	0	0	0	0	0	0
Chris Nabholz, L (1, 1) Otis Nixon, S (7, 8) OBP: 0.323, SLG: 0.297			B C C F S 1-3 K ②		B S C B B S 3-3 K ②		B C L X 1-2 F7 ③			2 1	0 0	0 0	0 0	0 0	2 0	0 0
Inning Stats	R: 0 E: 0 K: 2 S: 8 H: 0 LOB: 0 BB: 0 P: 13	R: 0 E: 0 K: 2 S: 10 H: 0 LOB: 1 BB: 1 P: 19	R: 0 E: 0 K: 1 S: 8 H: 1 LOB: 0 BB: 0 P: 11	R: 1 E: 1 K: 0 S: 10 H: 2 LOB: 2 BB: 1 P: 18	R: 0 E: 0 K: 1 S: 9 H: 1 LOB: 1 BB: 0 P: 18	R: 0 E: 0 K: 2 S: 16 H: 1 LOB: 1 BB: 0 P: 23	R: 0 E: 0 K: 0 S: 8 H: 0 LOB: 0 BB: 0 P: 11	R: 0 E: 0 K: 1 S: 10 H: 0 LOB: 0 BB: 0 P: 13	R: 0 E: 0 K: 2 S: 9 H: 0 LOB: 0 BB: 0 P: 10	1B: 5 2B: 0 3B: 0 HR: 0	SF: 0 SAC: 0 DP: 0 HBP: 0						

	AB	31
	R	1
	H	5
	RBI	1
	BB	2
	SO	11
	LOB	8

WP: 0 PB: 0 SB: 1 CS: 1 PA: 34

PITCHER		IP	WLS	BF	H	R	ER	SO	BB	IBB	HBP	BLK	WP	HR	S	P	ERA	WHIP
Sid Fernandez, L ERA: 3.46	(1, 1)	3.1		12	1	1	1	5	2	0	0	0	0	0	30	51	2.70	0.900
Wally Whitehurst, R ERA: 3.3	(4, 1)	1.2		8	3	0	0	1	0	0	0	0	0	0	15	28	0.00	1.800
Alejandro Pena, R ERA: 3.34	(6, 1)	4.0	W	13	1	0	0	5	0	0	0	0	0	0	43	57	0.00	0.250

PITCHER	IP	WLS	BF	H	R	ER	SO	BB	IBB	HBP	BLK	WP	HR	S	P	ERA	WHIP

Batter	1	2	3	4	5	6	7	8	9	AB	R	H	RBI	BB	SO	LOB
Howard Johnson, S (1, 6) OBP: 0.318, SLG: 0.442	C B S B B F B 4-2 S 2B BB	B C X 1-1 G1-6-3 1-2 3-H 1B			B X 1-0 ① L5		B F X 1-1 BB 2B		C F B F B X 2-2 ① P2	4	1	2	1	1	0	1
Dave Magadan, L (1, 3) OBP: 0.413, SLG: 0.444	1 SAFE F B C F F B B F 3-2 X G6-3 1-H 1B 2B	C B B C X 2-2 ② ③ G1-6-3 1-2f			F B C C 1-3 ② K		I I I I 4-0 BB IBB		X 0-0 ② G4-3	4	1	1	1	1	1	3
Tim Teufel, R (1, 4) OBP: 0.306, SLG: 0.452 Keith Miller, R (9, PR) OBP: 0.333, SLG: 0.314 (9, 4)	X 0-0 ① G6-3 2-3		B B F F S 2-3 ① K		C B X 2-1 ③ F8		B B B C C B 4-2 1-2 2-3 BB		C F B F X 1-2 E4 1B 1B	4 0	0 1	0 0	0 0	1 0	1 0	2 0
Darryl Strawberry, L (1, 9) OBP: 0.362, SLG: 0.521	C S B B F X 2-2 1B 3-H 1B		B X 1-0 ② F7			F C B F F X 1-2 ① G4-3	S S F B S 1-3 ③ K2-3		1 SAFE C X 0-1 1-3 1B 1B	5	0	2	1	0	1	3
Kevin McReynolds, R (1, 7) OBP: 0.352, SLG: 0.454 John Franco, L (9, 1)	F B B 1 SAFE B F X 3-2 G1-6-3 1-3 1B		B C S C 1-3 ③ K			B X 1-0 ② P4		B B F B B 4-1 WP BB BB	B C X 1-1 1-2 3-H 1B	4 0	0 0	2 0	1 0	1 0	1 0	0 0
Gregg Jefferies, S (1, 5) OBP: 0.336, SLG: 0.431	C B X 1-1 ② ③ G1-6-3 1-2f			C F B B X 2-2 ① G3		X 0-0 1B		C B B 1 SAFE F 1 SAFE F B X 3-2 ① F9	F B F X 1-2 ③ F9	5	0	1	0	0	0	5
Daryl Boston, L (1, 8) OBP: 0.326, SLG: 0.435		B X 1-0 S S 1B 1B		C X 0-1 ② G4-3		P C X 1-1 ③ L9		B B B B 4-0 WP 1-2 BB		3	1	1	0	1	0	1
Charlie O'Brien, R (1, 2) OBP: 0.258, SLG: 0.249		B F F F X 1-2 ① L4 1-2		B X 1-0 ③ F8			X 0-0 ① P6	B F S F S 1-3 ② K2-3 1-2 2-3		4	0	0	0	0	1	3
David Cone, L (1, 1) OBP: 0.239, SLG: 0.197 Darren Reed, R (9, 7) OBP: 0.091, SLG: 0.136		B S B B S B 4-2 1B 2-3 BB			B X 1-0 1B		C F S 0-3 ② K	X 0-0 ③ G4-3		3 0	0 0	1 0	0 0	1 0	1 0	2 0
Inning Stats	R: 2 E: 0 K: 0 S: 19 H: 3 LOB: 1 BB: 1 P: 32	R: 1 E: 0 K: 0 S: 12 H: 2 LOB: 1 BB: 1 P: 21	R: 0 E: 0 K: 2 S: 7 H: 0 LOB: 0 BB: 0 P: 11	R: 0 E: 0 K: 0 S: 6 H: 0 LOB: 0 BB: 0 P: 9	R: 0 E: 0 K: 1 S: 7 H: 1 LOB: 1 BB: 0 P: 12	R: 0 E: 0 K: 0 S: 10 H: 1 LOB: 1 BB: 0 P: 12	R: 0 E: 0 K: 2 S: 13 H: 1 LOB: 3 BB: 2 P: 23	R: 0 E: 0 K: 1 S: 10 H: 0 LOB: 2 BB: 2 P: 22	R: 1 E: 1 K: 0 S: 16 H: 2 LOB: 2 BB: 0 P: 21	1B: 8 2B: 2 3B: 0 HR: 0		SF: 0 SAC: 0 DP: 2 HBP: 0				

PITCHER		IP	WLS	BF	H	R	ER	SO	BB	IBB	HBP	BLK	WP	HR	S	P	ERA	WHIP
Dennis Martinez, R ERA: 2.95	(1, 1)	7.0	L	31	8	3	3	5	3	1	0	0	0	0	74	120	3.86	1.571
Mel Rojas, R ERA: 3.11	(8, 1)	1.0		5	0	0	0	1	2	0	0	0	1	0	10	22	0.00	2.000
Drew Hall, L ERA: 5.09	(9, 1)	0.2		4	1	1	0	0	0	0	0	0	0	0	11	14	0.00	1.500
Bill Sampen, R ERA: 3.12	(9, 1)	0.1		2	1	0	0	0	0	0	0	0	0	0	5	7	0.00	3.000

PITCHER	IP	WLS	BF	H	R	ER	SO	BB	IBB	HBP	BLK	WP	HR	S	P	ERA	WHIP

TOP

New York Mets @ Montreal Expos

Olympic Stadium, Montreal, QB

Wed Sep 26 1990, 7:05 PM EDT

Att. 10,116 - Dome

livebaseballscorecards.com

AB	36
R	4
H	10
RBI	4
BB	6
SO	6
LOB	20

1B: 8 SF: 0
2B: 2 SAC: 0
3B: 0 DP: 2
HR: 0 HBP: 0

WP: 1 PA: 42
PB: 0
SB: 3
CS: 0

Batter	1	2	3	4	5	6	7	8	9	AB	R	H	RBI	BB	SO	LOB
Tim Raines, S (1, 7) OBP: 0.378, SLG: 0.385	S B B F X 2-2 ① G3-1		S B S C 1-3 ② K		B B X 2-0 ③ F8			B B B C B 4-1 1-2 BB		3	0	0	0	1	1	0
Dave Martinez, L (1, 8) OBP: 0.323, SLG: 0.427	B B X 2-0 ② P6		B X 1-0 ③ P6			C B F B X 2-2 ① F7		X 0-0 ② P5		4	0	0	0	0	0	2
Delino DeShields, L (1, 4) OBP: 0.375, SLG: 0.396	S B S B C 2-3 ③ K			X 0-0 ① F7		C B C B S 2-3 ② K		B F B F X 2-2 ③ G1-3		4	0	0	0	0	2	2
Tim Wallach, R (1, 5) OBP: 0.342, SLG: 0.472		F B B B B 4-1 G4-3 1B BB		F S B B B X 3-2 ② G3-1		F C C 0-3 ③ K			B S F B X 2-2 ① G6-3	3	0	0	0	1	1	0
Larry Walker, L (1, 9) OBP: 0.315, SLG: 0.425		X 0-0 G4-3 1-2 1B		B C B B B S B 4-2 BB BB			B S B B B C X 3-2 ① P6		C F B X 1-2 1B	3	0	2	0	1	0	0
Mike Aldrete, L (1, 3) OBP: 0.383, SLG: 0.321 Otis Nixon, S (9, PH) OBP: 0.322, SLG: 0.295		C C B B B B F X 3-2 ① L8		1 SAFE C B 1 SAFE B F B B 4-2 1-2 BB			C B X 1-1 ② F7		C X 0-1 ② F9	2 1	0 0	0 0	0 0	1 0	0 0	2 1
Tom Foley, L (1, 6) OBP: 0.277, SLG: 0.248 Mel Rojas, R (8, 1) Drew Hall, L (9, 1) Bill Sampen, R (9, 1) Junior Noboa, R (9, PH) OBP: 0.290, SLG: 0.335		C F X 0-2 ② G4-3 1-2 2-3		F B B F F F B F X 3-2 ③ G5-3			C C S 0-3 ③ K2-3		C O F X 0-2 ③ G5-3	3 0 0 0 1	0 0 0 0 0	0 0 0 0 0	0 0 0 0 0	1 0 0 0 0	4 0 0 0 1
Orlando Mercado, R (1, 2) OBP: 0.286, SLG: 0.316 Spike Owen, S (8, 6) OBP: 0.337, SLG: 0.346		C X 0-1 ③ G3			C F S 0-3 ① K			B C F B B F X 3-2 ① G6-3		2 1	0 0	0 0	0 0	1 0	2 0	2 0
Dennis Martinez, R (1, 1) OBP: 0.129, SLG: 0.118 Jerry Goff, L (8, 2) OBP: 0.353, SLG: 0.321			X 0-0 ① G2-3		B S F S 1-3 ② K			X 0-0 BB 1B		2 1	0 0	0 1	0 0	1 0	0 0	0 0
Inning Stats	R: 0 E: 0 K: 1 S: 7 H: 0 LOB: 0 BB: 0 P: 13	R: 0 E: 0 K: 0 S: 11 H: 1 LOB: 2 BB: 1 P: 18	R: 0 E: 0 K: 1 S: 5 H: 0 LOB: 0 BB: 0 P: 7	R: 0 E: 0 K: 0 S: 14 H: 0 LOB: 2 BB: 2 P: 28	R: 0 E: 0 K: 2 S: 7 H: 0 LOB: 0 BB: 0 P: 10	R: 0 E: 0 K: 2 S: 9 H: 0 LOB: 0 BB: 0 P: 13	R: 0 E: 0 K: 1 S: 8 H: 0 LOB: 0 BB: 0 P: 12	R: 0 E: 0 K: 0 S: 10 H: 1 LOB: 2 BB: 1 P: 19	R: 0 E: 0 K: 0 S: 12 H: 1 LOB: 1 BB: 0 P: 15	1B: 3 2B: 0 3B: 0 HR: 0	SF: 0 SAC: 0 DP: 0 HBP: 0					

PITCHER		IP	WLS	BF	H	R	ER	SO	BB	IBB	HBP	BLK	WP	HR	S	P	ERA	WHIP
David Cone, R ERA: 3.38	(1, 1)	8.0	W	30	2	0	0	7	4	0	0	0	0	0	71	120	0.00	0.750
John Franco, L ERA: 2.32	(9, 1)	1.0		4	1	0	0	0	0	0	0	0	0	0	12	15	0.00	1.000

PITCHER	IP	WLS	BF	H	R	ER	SO	BB	IBB	HBP	BLK	WP	HR	S	P	ERA	WHIP

New York Mets @ Montreal Expos

Olympic Stadium, Montreal, QB

Wed Sep 26 1990, 7:05 PM EDT

Att. 10,116 - Dome

BOTTOM

livebaseballscorecards.com

AB	30
R	0
H	3
RBI	0
BB	4
SO	7
LOB	14

WP: 0 PB: 0 SB: 0 CS: 0 PA: 34

New York Mets @ Montreal Expos

Olympic Stadium, Montreal, QB

Thu Sep 27 1990, 7:05 PM EDT

Att. 10,123 - Dome

livebaseballscorecards.com

Batter	1	2	3	4	5	6	7	8	9	AB	R	H	RBI	BB	SO	LOB
Howard Johnson, S (1, 6) OBP: 0.319, SLG: 0.441	B B B C C F F X 3-2 ① F8		B B B 4-0 S 1B BB		X 0-0 ② P3	B B B 4-0 FC4-6 1-2 BB		B X 1-0 ② SF8 3-H		2	1	0	1	2	0	1
Tom Herr, S (1, 4) OBP: 0.327, SLG: 0.350	C C B B C 2-3 ② K		P C X 1-1 1B 1-H 1B		B B X 2-0 ③ F9	C S X 0-2 ③ FC4-6 1-2f		B X 1-0 ③ F9		5	0	1	1	0	1	4
Dave Magadan, L (1, 3) OBP: 0.417, SLG: 0.445	B B C X 2-1 ③ G3		X 0-0 1-2 1B			B B C B C B 4-2 1B 1B BB	C F B B B B B 4-2 BB		C F X 0-2 G6-3 1B	3	1	2	0	2	0	0
Darryl Strawberry, L (1, 9) OBP: 0.361, SLG: 0.518 Keith Miller, R (6, 7) OBP: 0.331, SLG: 0.311		C X 0-1 ① G4-3	B C B X 2-1 ③ G6-3			F C S 0-3 ① K	B X 1-0 ① F7		B X 1-0 ① ② G6-3 1-2f	3 2	0 0	0 0	0 0	0 0	1 0	3 2
Pat Tabler, R (1, 7) OBP: 0.339, SLG: 0.364 (6, 9)		B X 1-0 ② G6-3		C C F S 0-3 ① K		1 SAFE X 0-0 1-2 HR 1B	C 1 SAFE F B F 1 SAFE B C 2-3 ② K		X 0-0 ③ G5-3	5	1	1	0	0	2	1
Tom O'Malley, L (1, 5) OBP: 0.280, SLG: 0.370		C B F B B B 4-2 BB		B C F F B X 2-2 ② F7		X 0-0 1-2 2-H HR 1B	F B B C F X 2-2 ③ G4-3			3	1	1	1	1	0	1
Daryl Boston, L (1, 8) OBP: 0.327, SLG: 0.443		C B C S 1-3 ③ K		B S S B F B X 3-2 ③ L4		B X 1-0 1-H 2-H HR		B B B B 4-0 E SF8 BB		3	2	1	3	1	1	1
Mackey Sasser, L (1, 2) OBP: 0.345, SLG: 0.428 Charlie O'Brien, R (6, 2) OBP: 0.257, SLG: 0.248			X 0-0 ① G6-3		X 0-0 SH3-4 1B	X 0-0 ② P6		C 1 SAFE X 0-1 E4 1-3		3 1	0 0	1 0	0 0	0 0	0 0	0 1
Ron Darling, R (1, 1) OBP: 0.206, SLG: 0.129 Kelvin Torve, L (6, PH) OBP: 0.368, SLG: 0.364 Bob Ojeda, L (6, 1) OBP: 0.133, SLG: 0.167 Jeff Innis, R (8, 1)			C F B S 1-3 ② K		X 0-0 ① SH3-4 1-2	F B B C B B 4-2 BB BB		L L M 0-3 ① K		1 0 1 0	0 0 0 0	0 0 0 0	0 0 0 0	1 0 0 0	0 0 1 0	0 0 2 0
Inning Stats	R: 0 H: 0 E: 0 LOB: 0 K: 1 BB: 0 S: 10 P: 17	R: 0 H: 0 E: 0 LOB: 1 K: 1 BB: 1 S: 8 P: 14	R: 1 H: 2 E: 0 LOB: 2 K: 1 BB: 1 S: 10 P: 17	R: 0 H: 0 E: 0 LOB: 0 K: 1 BB: 0 S: 12 P: 17	R: 0 H: 1 E: 0 LOB: 1 K: 0 BB: 0 S: 4 P: 6	R: 4 H: 3 E: 0 LOB: 2 K: 1 BB: 3 S: 14 P: 27	R: 0 H: 0 E: 0 LOB: 1 K: 1 BB: 1 S: 11 P: 20	R: 1 H: 0 E: 1 LOB: 1 K: 1 BB: 1 S: 7 P: 13	R: 0 H: 1 E: 0 LOB: 0 K: 0 BB: 0 S: 5 P: 6	1B: 6 SF: 1 2B: 0 SAC: 1 3B: 0 DP: 1 HR: 1 HBP: 0						WP: 0 PA: 41 PB: 0 SB: 1 CS: 0

TOP	
AB	32
R	6
H	7
RBI	6
BB	7
SO	7
LOB	16

PITCHER		IP	WLS	BF	H	R	ER	SO	BB	IBB	HBP	BLK	WP	HR	S	P	ERA	WHIP
Kevin Gross, R ERA: 4.66	(1, 1)	5.2	L	27	6	5	5	5	4	0	0	0	0	1	55	91	7.94	1.765
Scott Ruskin, L ERA: 2.82	(6, 1)	1.1		6	0	0	0	1	2	0	0	0	0	0	14	27	0.00	1.500
Dale Mohorcic, R ERA: 3.12	(8, 1)	2.0		8	1	1	0	1	1	0	0	0	0	0	12	19	0.00	1.000

PITCHER	IP	WLS	BF	H	R	ER	SO	BB	IBB	HBP	BLK	WP	HR	S	P	ERA	WHIP

New York Mets @ Montreal Expos

Olympic Stadium, Montreal, QB

Thu Sep 27 1990, 7:05 PM EDT

Att. 10,123 - Dome

livebaseballscorecards.com

BOTTOM

Batter	1	2	3	4	5	6	7	8	9	AB	R	H	RBI	BB	SO	LOB
Otis Nixon, S (1, 7) (7, 8) OBP: 0.321, SLG: 0.294	B F F S 1-3 ① K		F B 1 SAFE X 1-1 ② G5-3 1-2		B X 1-0 ③ FC5-4 1-2f		X 0-0 1-2 1B			4	0	1	0	0	1	2
Dave Martinez, L (1, 8) OBP: 0.321, SLG: 0.425 Marquis Grissom, R (6, PH) OBP: 0.316, SLG: 0.339 (7, 7)	C B X 1-1 ② G4-3		F C X 0-2 ③ G1-3			B X 1-0 ① G6-3	C S F X 0-2 ③ G4-3			2	0	0	0	0	0	1
										2	0	0	0	0	0	2
Delino DeShields, L (1, 4) OBP: 0.378, SLG: 0.398	B S S C F B X 2-2 ③ 1B			C B B X 2-1 S 1B 1B		H 1-0 BB HBP		X 0-0 ① G5-3		3	0	2	0	0	0	0
Tim Wallach, R (1, 5) OBP: 0.343, SLG: 0.473		C X 0-1 ① F9		X 0-0 ① F9		B B B B 4-0 1-2 BB		B X 1-0 2B		3	0	1	0	1	0	1
Larry Walker, L (1, 9) OBP: 0.317, SLG: 0.425		C B S S 1-3 ② K		B X 1-0 ② 1-H 1B		C F B S 1-3 ② K		B B B B 4-0 G6-4-3 BB		3	0	1	0	1	2	2
Andres Galarraga, R (1, 3) OBP: 0.299, SLG: 0.400		B S B F F B B 4-2 S BB		C F B B B X 2-2 ③ G6-3		X 0-0 ③ F9		C X 0-1 ②③ G6-4-3 1-2f		3	0	0	0	1	0	5
Mike Fitzgerald, R (1, 2) OBP: 0.365, SLG: 0.386	1 SAFE 1 SAFE B C 1 SAFE B C F X 2-2 ③ F8 1-2				B B B C B 4-1 FC5-4 BB		B F C B B B 4-2 1B BB		X 0-0 G4-6-3 1B	2	0	1	0	2	0	1
Tom Foley, L (1, 6) OBP: 0.280, SLG: 0.252 Spike Owen, S (7, PH) OBP: 0.335, SLG: 0.345 (8, 6)			C B B X 2-1 G5-3 1B		X 0-0 ① P5		B B B B C X 3-1 ① L5		X 0-0 ①② G4-6-3 1-2f	2	0	1	0	0	0	1
										2	0	0	0	0	0	2
Kevin Gross, R (1, 1) OBP: 0.220, SLG: 0.333 Scott Ruskin, R (6, 1) OBP: 0.250, SLG: 0.625 Moises Alou, R (7, PH) OBP: 0.182, SLG: 0.182 Dale Mohorcic, R (8, 1) OBP: 0.125, SLG: 0.125 Jerry Goff, L (9, PH) OBP: 0.351, SLG: 0.319			1 SAFE 1 SAFE 1 SAFE B F B 1 SAFE M C 2-3 ① K		F F 1 SAFE X 0-2 ② F7		F X 0-1 ② P3		B S B F B C 3-3 ③ K	2	0	0	0	0	1	2
										0	0	0	0	0	0	0
										1	0	0	0	0	0	1
										0	0	0	0	0	0	0
										1	0	0	0	0	1	0
Inning Stats	R: 0 E: 0 K: 1 S: 9 H: 1 LOB: 1 BB: 0 P: 13	R: 0 E: 0 K: 1 S: 12 H: 0 LOB: 1 BB: 1 P: 19	R: 0 E: 0 K: 1 S: 10 H: 1 LOB: 1 BB: 0 P: 15	R: 0 E: 0 K: 0 S: 7 H: 2 LOB: 1 BB: 0 P: 12	R: 0 E: 0 K: 0 S: 6 H: 0 LOB: 1 BB: 1 P: 11	R: 0 E: 0 K: 1 S: 5 H: 0 LOB: 2 BB: 1 P: 12	R: 0 E: 0 K: 0 S: 11 H: 1 LOB: 2 BB: 1 P: 18	R: 0 E: 0 K: 0 S: 4 H: 1 LOB: 1 BB: 1 P: 9	R: 0 E: 0 K: 1 S: 5 H: 1 LOB: 0 BB: 0 P: 8	1B: 6 2B: 1 3B: 0 HR: 0 SF: 0 SAC: 0 DP: 2 HBP: 1						

	AB	30
	R	0
	H	7
	RBI	0
	BB	5
	SO	5
	LOB	20

WP: 0 PB: 0 SB: 2 CS: 0 PA: 36

PITCHER		IP	WLS	BF	H	R	ER	SO	BB	IBB	HBP	BLK	WP	HR	S	P	ERA	WHIP
Ron Darling, R ERA: 4.5	(1, 1)	5.0	W	19	4	0	0	3	2	0	0	0	0	0	44	70	0.00	1.200
Bob Ojeda, L ERA: 3.66	(6, 1)	2.1		13	2	0	0	1	3	0	1	0	0	0	18	37	0.00	2.143
Jeff Innis, R ERA: 2.28	(8, 1)	1.2		4	1	0	0	1	0	0	0	0	0	0	7	10	0.00	0.600

PITCHER	IP	WLS	BF	H	R	ER	SO	BB	IBB	HBP	BLK	WP	HR	S	P	ERA	WHIP

Batter	1	2	3	4	5	6	7	8	9	AB	R	H	RBI	BB	SO	LOB
Lenny Dykstra, L (1, 8) OBP: 0.418, SLG: 0.439	G3	G5-3			HR	FC6-4 1B			G6-3	5	1	2	1	0	0	1
Darrin Fletcher, L (1, 2) OBP: 0.200, SLG: 0.267	K		F8 1B 2B		G3	FC6-4 G3 1-2f				4	1	1	0	0	1	1
John Kruk, L (1, 9) OBP: 0.388, SLG: 0.428	S 1B		F8 2-3		HR	G3 2-3				3	1	2	1	0	0	1
Louie Meadows, L (5, 7) OBP: 0.214, SLG: 0.120										1	0	0	0	0	0	1
Sil Campusano, R (9, 7) OBP: 0.286, SLG: 0.342										0	0	0	0	0	0	0
Ricky Jordan, R (1, 3) OBP: 0.275, SLG: 0.353	SAFE F9 1-2		G5-4-3 1B 3-H		F7		G6-3			4	0	1	1	0	0	2
Charlie Hayes, R (1, 5) OBP: 0.295, SLG: 0.348		K	G5-4-3 1-2f		G6-3			F8		4	0	0	0	0	1	1
Dickie Thon, R (1, 6) OBP: 0.309, SLG: 0.354		HR 2B	K			FC4-6 1B		L7		4	1	2	0	0	1	0
Wes Chamberlain, R (1, 7) OBP: 0.296, SLG: 0.500		HR 2-H	S 1B			F7		K		4	1	2	2	0	1	1
(5, 9)																
Roger McDowell, R (8, 1)										0	0	0	0	0	0	0
Mickey Morandini, L (1, 4) OBP: 0.247, SLG: 0.269	K	K	K 1-2			SAFE FC4-6 1-2f			K	4	0	0	0	0	3	2
Jason Grimsley, R (1, 1) OBP: 0.250, SLG: 0.200	1B		G1-3			SAFE K			F7	2	0	1	0	0	0	1
Darren Daulton, L (6, PH) OBP: 0.366, SLG: 0.419										1	0	0	0	0	1	1
Steve Ontiveros, R (6, 1)										0	0	0	0	0	0	0
Don Carman, L (8, 1) OBP: 0.273, SLG: 0.273										0	0	0	0	0	0	0
Dale Murphy, R (8, 9) OBP: 0.321, SLG: 0.422										1	0	0	0	0	0	0
Inning Stats	R: 0 E: 0 K: 1 S: 9 H: 1 LOB: 1 BB: 0 P: 12	R: 2 E: 0 K: 2 S: 12 H: 3 LOB: 1 BB: 0 P: 15	R: 1 E: 0 K: 0 S: 8 H: 2 LOB: 0 BB: 0 P: 9	R: 0 E: 0 K: 2 S: 12 H: 1 LOB: 1 BB: 0 P: 17	R: 2 E: 0 K: 0 S: 7 H: 2 LOB: 0 BB: 0 P: 11	R: 0 E: 0 K: 1 S: 9 H: 1 LOB: 1 BB: 0 P: 14	R: 0 E: 1 K: 0 S: 8 H: 1 LOB: 1 BB: 0 P: 11	R: 0 E: 0 K: 1 S: 8 H: 0 LOB: 0 BB: 0 P: 14	R: 0 E: 0 K: 1 S: 9 H: 0 LOB: 0 BB: 0 P: 13	1B: 6 2B: 2 3B: 0 HR: 3	SF: 0 SAC: 0 DP: 1 HBP: 0						

PITCHER		IP	WLS	BF	H	R	ER	SO	BB	IBB	HBP	BLK	WP	HR	S	P	ERA	WHIP
Oil Can Boyd, R ERA: 2.93	(1, 1)	4.1	L	21	9	5	5	5	0	0	0	0	0	3	45	61	10.38	2.077
Bill Sampen, R ERA: 3.02	(5, 1)	2.2		10	2	0	0	1	0	0	0	0	0	0	20	28	0.00	0.750
Dale Mohorcic, R ERA: 3.06	(8, 1)	1.0		3	0	0	0	1	0	0	0	0	0	0	8	14	0.00	0.000
Steve Frey, L ERA: 2.18	(9, 1)	1.0		3	0	0	0	1	0	0	0	0	0	0	9	13	0.00	0.000

PITCHER	IP	WLS	BF	H	R	ER	SO	BB	IBB	HBP	BLK	WP	HR	S	P	ERA	WHIP

Philadelphia Phillies @ Montreal Expos

Olympic Stadium, Montreal, QB

Fri Sep 28 1990, 7:05 PM EDT

Att. 8,230 - Dome

TOP

livebaseballscorecards.com

AB	37
R	5
H	11
RBI	5
BB	0
SO	8
LOB	12

1B: 6	SF: 0	WP: 0	PA: 37
2B: 2	SAC: 0	PB: 0	
3B: 0	DP: 1	SB: 2	
HR: 3	HBP: 0	CS: 0	

Batter	1	2	3	4	5	6	7	8	9	AB	R	H	RBI	BB	SO	LOB
Otis Nixon, S (1, 8) OBP: 0.322, SLG: 0.294	C X 0-1 G3 ①		B B C B B 4-1 G4-3 S BB		B X 1-0 F8 ②		C F B B X 2-2 L8 ②		X 0-0 S G3 G4-3 1B	4	1	1	0	1	0	3
Spike Owen, S (1, 6) OBP: 0.337, SLG: 0.344 Delino DeShields, L (7, PH) OBP: 0.376, SLG: 0.396 (8, 4)	B C B B B 4-1 S BB		B B C X 2-1 G4-3 ② 1-3		B B B B 4-0 1-2 BB		B C X 1-1 G3-1 ③		L 1 SAFE 1 SAFE 1 SAFE X 0-1 G3 ① 1-2	1 2	0 0	0 0	0 0	2 0	0 0	1 3
Mike Aldrete, L (1, 7) OBP: 0.384, SLG: 0.319	B C 1 SAFE B S B B 4-2 1-2 BB		B B C C S 3-3 K ③		C B F B S 2-3 K ③			B B F F B F X 3-2 HR 1B	C C B F X 1-2 G4-3 ② 2-H	4	1	1	1	1	2	3
Tim Wallach, R (1, 5) OBP: 0.343, SLG: 0.478	B F C B X 2-2 F9 ②			S F B S 1-3 K2-3 ①		B F C F X 1-2 L5 ①		B X 1-0 1-H HR	C C B B F X 2-2 HBP 1B 1B 1B	5	2	2	2	0	1	2
Larry Walker, L (1, 9) OBP: 0.320, SLG: 0.425	B C S S 1-3 K ③			X 0-0 S WP 1B		B X 1-0 G3 ②		B S B F F B F B F B 4-2 1B BB	X 0-0 1B HBP 1-2 1B	4	0	2	0	1	1	2
Jerry Goff, L (1, 3) OBP: 0.343, SLG: 0.310 (5, 2) Moises Alou, R (8, PH) OBP: 0.167, SLG: 0.167 Orlando Mercado, R (9, 2) OBP: 0.286, SLG: 0.316 Junior Noboa, R (9, PH) OBP: 0.294, SLG: 0.335 Johnny Paredes, R (9, PR) OBP: 0.222, SLG: 0.125		C S B C 1-3 K ①	F F B B B S 3-3 K ② 1-3		C S B C 1-3 K ③		S F B F B F B F 3-2 F X F9 ① E C H	1-2 1B 1-2 2-3 HBP	3 1 0 0 0 0	0 0 0 0 0 0	0 0 0 0 0 0	0 0 0 0 0 0	3 0 0 0 0 0	1 1 0 0 0 0
Mike Fitzgerald, R (1, 2) OBP: 0.363, SLG: 0.384 Bill Sampen, R (5, 1) Dave Martinez, L (7, PH) OBP: 0.320, SLG: 0.424 Dale Mohorcic, R (8, 1) OBP: 0.125, SLG: 0.125 Rolando Roomes, R (8, PH) OBP: 0.240, SLG: 0.338 Tim Raines, S (8, PH) OBP: 0.379, SLG: 0.387 Steve Frey, R (9, 1) Marquis Grissom, R (9, PH) OBP: 0.318, SLG: 0.342	B X 1-0 G5-3 ②		C B B B X 2-2 F9 ③			C B F X 1-2 G3-1 ①		B C F X 1-2 1-3 S 1B	C S X 0-2 1-2 2-3 3-H 1B	2 0 1 0 0 0 1 0 1	0 0 0 0 0 0 0 0 0	0 0 0 0 0 0 1 0 1	0 0 0 0 0 0 0 1 1	0 0 0 0 0 0 0 0 0	1 0 0 0 0 0 0 0 0
Tom Foley, L (1, 4) OBP: 0.272, SLG: 0.244 (8, 6)	B C X 1-1 G4-3 ③				C B X 1-1 L4 ①		C X 0-1 E9	C S F B S 1-3 1-2 K ②	F S X 0-2 G4-3 ③	5	0	0	0	0	1	5
Oil Can Boyd, R (1, 1) OBP: 0.051, SLG: 0.051 Andres Galarraga, R (5, 3) OBP: 0.300, SLG: 0.400		C S B B S 1-3 K ①			B B B B 4-0 BB BB		X 0-0 1B	S X 0-1 G5-3 ③		1 2	0 0	0 1	0 0	0 1	1 0	0 2
Inning Stats	R: 0 H: 0 E: 0 LOB: 2 K: 1 BB: 2 S: 11 P: 22	R: 0 H: 0 E: 0 LOB: 0 K: 1 BB: 0 S: 6 P: 9	R: 0 H: 0 E: 0 LOB: 1 K: 2 BB: 1 S: 9 P: 19	R: 0 H: 1 E: 0 LOB: 1 K: 2 BB: 0 S: 11 P: 17	R: 0 H: 0 E: 0 LOB: 2 K: 1 BB: 2 S: 6 P: 18	R: 0 H: 0 E: 0 LOB: 0 K: 1 BB: 0 S: 8 P: 11	R: 0 H: 1 E: 1 LOB: 2 K: 0 BB: 0 S: 11 P: 15	R: 2 H: 3 E: 0 LOB: 2 K: 1 BB: 1 S: 27 P: 40	R: 2 H: 4 E: 0 LOB: 3 K: 0 BB: 0 S: 20 P: 24	1B: 8 2B: 0 3B: 0 HR: 1	SF: 0 SAC: 0 DP: 0 HBP: 1			WP: 1 PB: 0 SB: 5 CS: 0	PA: 44	

PITCHER		IP	WLS	BF	H	R	ER	SO	BB	IBB	HBP	BLK	WP	HR	S	P	ERA	WHIP
Jason Grimsley, R ERA: 3.33	(1, 1)	5.0	W	21	1	0	0	7	5	0	0	0	1	0	43	85	0.00	1.200
Steve Ontiveros, R ERA: 3.38	(6, 1)	2.0		11	3	2	2	1	1	0	0	0	0	1	29	44	9.00	2.000
Don Carman, L ERA: 4.15	(8, 1)	0.1		1	0	0	0	0	0	0	0	0	0	0	8	11	0.00	0.000
Roger McDowell, R ERA: 3.87	(8, 1)	1.2	S	11	5	2	2	1	0	0	1	0	0	0	29	35	10.80	3.000

PITCHER	IP	WLS	BF	H	R	ER	SO	BB	IBB	HBP	BLK	WP	HR	S	P	ERA	WHIP

BOTTOM

Philadelphia Phillies @ Montreal Expos

Olympic Stadium, Montreal, QB

Fri Sep 28 1990, 7:05 PM EDT

Att. 8,230 - Dome

livebaseballscorecards.com

AB	37
R	4
H	9
RBI	4
BB	6
SO	9
LOB	24

Batter	1	2	3	4	5	6	7	8	9	AB	R	H	RBI	BB	SO	LOB
Lenny Dykstra, L (1, 8) OBP: 0.416, SLG: 0.436	B B C B C X 3-2 G4-3 ①		B X 1-0 G4-3 ③			C B B X 2-1 F8 ①			X 0-0 F7 ①	4	0	0	0	0	0	0
Randy Ready, R (1, 4) OBP: 0.328, SLG: 0.302	C B X 1-1 G6-3 ②			B X 1-0 2B 1B		C C B B X 2-2 G6-3 ②			B C B B X 3-1 G5-3 ②	4	1	1	0	0	0	0
Wes Chamberlain, R (1, 7) OBP: 0.258, SLG: 0.433	B S B F B C 3-3 K ③			B X 1-0 L8 ①		C B F C 1-3 K ③			C F B B X 2-2 G6-3 ③	4	0	0	0	0	2	1
Dale Murphy, R (1, 9) OBP: 0.321, SLG: 0.423		X 0-0 G5-3 ①		B 1 SAFE S X 1-1 1B 2B 1-H			F B B B X 3-1 G6-3 ①			3	0	1	1	0	0	0
Ricky Jordan, R (1, 3) OBP: 0.275, SLG: 0.353		C S X 0-2 E4		B S X 1-1 G6-4-3 1B 2-3			F C F X 0-2 G4-3 ②			3	0	1	0	0	0	0
Dickie Thon, R (1, 6) OBP: 0.308, SLG: 0.352		X 0-0 F9 ②		F B X 1-1 G6-4-3 ② ③ 1-2f			S B B X 2-1 G1-3 ③			3	0	0	0	0	0	3
Dave Hollins, S (1, 5) OBP: 0.265, SLG: 0.337		C B S F B X 2-2 F8 ③			C B B X 2-1 G5-3 ①			B X 1-0 L6 ①		3	0	0	0	0	0	1
Darrin Fletcher, L (1, 2) OBP: 0.176, SLG: 0.235 Sil Campusano, R (8, PH) OBP: 0.282, SLG: 0.338 Tom Nieto, R (8, 2) OBP: 0.265, SLG: 0.167			C B C F F F B F B 3-2 X P2 ①		C B X 1-1 G3-1 ②			C S B X 1-2 F9 ②		2 1 0	0 0 0	0 0 0	0 0 0	0 0 0	0 0 0	0 0 0
Pat Combs, L (1, 1) OBP: 0.190, SLG: 0.183 Charlie Hayes, R (8, PH) OBP: 0.295, SLG: 0.348 Darrel Akerfelds, R (8, 1) OBP: 0.167, SLG: 0.167			B S X 1-1 G5-3 ②		B B B C F F F X 3-2 G3-1 ③			B S B X 2-1 G6-3 ③		2 1 0	0 0 0	0 0 0	0 0 0	0 0 0	0 0 0	0 0 0
Inning Stats	R: 0 H: 0 E: 0 LOB: 0 K: 1 BB: 0 S: 8 P: 15	R: 0 H: 0 E: 1 LOB: 1 K: 0 BB: 0 S: 9 P: 11	R: 0 H: 0 E: 0 LOB: 0 K: 0 BB: 0 S: 10 P: 15	R: 1 H: 3 E: 0 LOB: 1 K: 0 BB: 0 S: 8 P: 13	R: 0 H: 0 E: 0 LOB: 0 K: 0 BB: 0 S: 9 P: 15	R: 0 H: 0 E: 0 LOB: 0 K: 1 BB: 0 S: 8 P: 13	R: 0 H: 0 E: 0 LOB: 0 K: 0 BB: 0 S: 8 P: 13	R: 0 H: 0 E: 0 LOB: 0 K: 0 BB: 0 S: 6 P: 10	R: 0 H: 0 E: 0 LOB: 0 K: 0 BB: 0 S: 6 P: 11	1B: 2 SF: 0 2B: 1 SAC: 0 3B: 0 DP: 1 HR: 0 HBP: 0						

TOP

Philadelphia Phillies @ Montreal Expos

Olympic Stadium, Montreal, QB

Sat Sep 29 1990, 7:05 PM EDT

Att. 8,985 - Dome

livebaseballscorecards.com

AB	30
R	1
H	3
RBI	1
BB	0
SO	2
LOB	5

PITCHER		IP	WLS	BF	H	R	ER	SO	BB	IBB	HBP	BLK	WP	HR	S	P	ERA	WHIP
Brian Barnes, L ERA: 2.89	(1, 1)	9.0	W	30	3	1	1	2	0	0	0	0	0	0	72	116	1.00	0.333

PITCHER	IP	WLS	BF	H	R	ER	SO	BB	IBB	HBP	BLK	WP	HR	S	P	ERA	WHIP

BOTTOM

Philadelphia Phillies @ Montreal Expos

Olympic Stadium, Montreal, QB

Sat Sep 29 1990, 7:05 PM EDT

Att. 8,985 - Dome

livebaseballscorecards.com

Batter	1	2	3	4	5	6	7	8	9	AB	R	H	RBI	BB	SO	LOB
Otis Nixon, S (1, 8) OBP: 0.321, SLG: 0.297	G6-3	F9			G4-3 G4-3 2B		G6-3			4	1	1	0	0	0	1
Moises Alou, R (1, 9) OBP: 0.250, SLG: 0.375	1B 3B		G6-4-3 BB 2B 1B		G4-3 2-3		G6-3			4	2	2	0	0	0	1
Marquis Grissom, R (1, 7) OBP: 0.321, SLG: 0.342	S 2B 3-H 1B		P 1 SAFE 1 SAFE 3 SAFE G6-4-3 1-2 BB		G4-3 3-H		G3-1			3	1	1	2	1	0	0
Tim Wallach, R (1, 5) OBP: 0.341, SLG: 0.475	G6-3 1-2		G6-4-3 1-2f 2-3		F8			P4 1B		4	0	0	0	0	0	3
Andres Galarraga, R (1, 3) OBP: 0.303, SLG: 0.406	2-H 2B		3-H 2B			K		1B 1B		4	1	3	2	0	1	0
Nelson Santovenia, R (1, 2) OBP: 0.214, SLG: 0.297	G6-3		F9			K		1B 1-3 1B		4	0	1	0	0	1	2
Spike Owen, S (1, 6) OBP: 0.337, SLG: 0.342		L8-3 BB		P2		E5 IBB		K		3	0	0	0	1	1	2
Johnny Paredes, R (1, 4) OBP: 0.308, SLG: 0.182		L8-3 1-2		F9		IBB 1-2		1-2 3-H 1B		3	0	1	1	1	0	1
Brian Barnes, L (1, 1)		BB		G3		K		K		3	0	0	0	1	2	4

	AB	32
	R	5
	H	9
	RBI	5
	BB	4
	SO	5
	LOB	14

Inning Stats	1	2	3	4	5	6	7	8	9
	R: 2 E: 0 K: 0 S: 10	R: 0 E: 0 K: 0 S: 4	R: 1 E: 0 K: 0 S: 12	R: 0 E: 0 K: 0 S: 5	R: 1 E: 0 K: 0 S: 8	R: 0 E: 1 K: 3 S: 13	R: 0 E: 0 K: 0 S: 6	R: 1 E: 0 K: 2 S: 14	
	H: 3 LOB: 1 BB: 0 P: 18	H: 0 LOB: 1 BB: 2 P: 18	H: 2 LOB: 1 BB: 1 P: 21	H: 0 LOB: 0 BB: 0 P: 7	H: 1 LOB: 0 BB: 0 P: 9	H: 0 LOB: 2 BB: 1 P: 23	H: 0 LOB: 0 BB: 0 P: 7	H: 3 LOB: 2 BB: 0 P: 22	

	1B: 5	SF: 0	WP: 0	PA: 36
	2B: 4	SAC: 0	PB: 0	
	3B: 1	DP: 2	SB: 1	
	HR: 0	HBP: 0	CS: 0	

PITCHER		IP	WLS	BF	H	R	ER	SO	BB	IBB	HBP	BLK	WP	HR	S	P	ERA	WHIP
Pat Combs, L ERA: 4.07	(1, 1)	7.0	L	30	6	4	4	3	3	1	0	0	0	0	58	103	5.14	1.286
Darrel Akerfelds, R ERA: 3.82	(8, 1)	1.0		6	3	1	1	2	0	0	0	0	0	0	14	22	9.00	3.000

PITCHER	IP	WLS	BF	H	R	ER	SO	BB	IBB	HBP	BLK	WP	HR	S	P	ERA	WHIP

Batter	1	2	3	4	5	6	7	8	9	AB	R	H	RBI	BB	SO	LOB
Sil Campusano, R (1, 8) OBP: 0.270, SLG: 0.321	X 0-0 ① P3		C B X 1-1 ② G6-3		X 0-0 ③ P2			C B S F C 1-3 ① K		4	0	0	0	0	1	1
Randy Ready, R (1, 4) OBP: 0.331, SLG: 0.307	B B B B 4-0 CS BB		B F B B X 2-1 ③ P6			B B C X 2-1 1B 2B		C B B B F X 3-2 ② G4-3		3	1	1	0	1	0	0
Wes Chamberlain, R (1, 7) OBP: 0.286, SLG: 0.471	B F F 1 SAFE B X 2-2 ② E5 1-2			B X 1-0 G5-3 SF8 2B		B B X 2-0 G4-6-3 2-H 1B		X 0-0 ③ G1-3		4	1	2	1	0	0	1
Dale Murphy, R (1, 9) OBP: 0.319, SLG: 0.420	S B X 1-1 ③ P3			B C B X 2-1 ① G5-3 2-3		X 0-0 ①② G4-6-3 1-2f			F B C F F X 1-2 ① P3	4	0	0	0	0	0	3
Charlie Hayes, R (1, 5) OBP: 0.293, SLG: 0.346		X 0-0 ① F9		B X 1-0 ② SF8 3-H		C X 0-1 ③ G6-3			C S F S 0-3 ② K	3	0	0	1	0	1	0
Darren Daulton, L (1, 2) OBP: 0.367, SLG: 0.417		B B B C B 4-1 BB		B C S C 1-3 ③ K			F B B B F B 4-2 1B 1B BB		B S B F B S 3-3 ③ K	2	0	0	0	2	2	0
Dickie Thon, R (1, 6) OBP: 0.308, SLG: 0.353		B C X 1-1 ② L9			X 0-0 2B		F F B 1 SAFE F S 1-3 ① K			3	0	1	0	0	1	2
Dave Hollins, S (1, 3) OBP: 0.258, SLG: 0.327 John Kruk, L (8, 3) OBP: 0.388, SLG: 0.428		F B 1 SAFE X 1-1 ③ P5			X 0-0 ① F9		B X 1-0 ② F9			3	0	0	0	0	0	3
										0	0	0	0	0	0	0
Terry Mulholland, R (1, 1) OBP: 0.111, SLG: 0.113			S B S S 1-3 ① K		B C B S F B X 3-2 ② F8		X 0-0 ③ 1-H 1B			3	0	1	0	0	1	1
Inning Stats	R: 0 E: 1 K: 0 S: 6 H: 0 LOB: 1 BB: 1 P: 13	R: 0 E: 0 K: 0 S: 6 H: 0 LOB: 1 BB: 1 P: 12	R: 0 E: 0 K: 1 S: 7 H: 0 LOB: 0 BB: 0 P: 11	R: 1 E: 0 K: 1 S: 7 H: 1 LOB: 0 BB: 0 P: 12	R: 0 E: 0 K: 0 S: 7 H: 1 LOB: 1 BB: 0 P: 10	R: 1 E: 0 K: 0 S: 6 H: 2 LOB: 0 BB: 0 P: 10	R: 0 E: 0 K: 1 S: 8 H: 1 LOB: 2 BB: 1 P: 14	R: 0 E: 0 K: 1 S: 8 H: 0 LOB: 0 BB: 0 P: 12	R: 0 E: 0 K: 2 S: 12 H: 0 LOB: 0 BB: 0 P: 16	1B: 2 2B: 3 3B: 0 HR: 0 SF: 1 SAC: 0 DP: 1 HBP: 0							

TOP

Philadelphia Phillies @ Montreal Expos

Olympic Stadium, Montreal, QB

Sun Sep 30 1990, 3:33 AM EDT

Att. 17,464 - Dome

livebaseballscorecards.com

AB	29
R	2
H	5
RBI	2
BB	3
SO	6
LOB	11

WP: 0 PB: 0 SB: 0 CS: 1 PA: 33

PITCHER		IP	WLS	BF	H	R	ER	SO	BB	IBB	HBP	BLK	WP	HR	S	P	ERA	WHIP
Chris Nabholz, L ERA: 2.83	(1, 1)	8.0	L	30	5	2	2	4	3	0	0	0	0	0	55	94	2.25	1.000
Tim Burke, R ERA: 2.52	(9, 1)	1.0		3	0	0	0	2	0	0	0	0	0	0	12	16	0.00	0.000

PITCHER	IP	WLS	BF	H	R	ER	SO	BB	IBB	HBP	BLK	WP	HR	S	P	ERA	WHIP

Philadelphia Phillies @ Montreal Expos

Olympic Stadium, Montreal, QB

Sun Sep 30 1990, 3:33 AM EDT

Att. 17,464 - Dome

livebaseballscorecards.com

Batter	1	2	3	4	5	6	7	8	9	AB	R	H	RBI	BB	SO	LOB
Otis Nixon, S (1, 8) OBP: 0.320, SLG: 0.301	S F X 0-2 ① L4		C X 0-1 ② P3		X 0-0 ③ F9			X 0-0 CS 2B		4	0	1	0	0	0	1
Moises Alou, R (1, 9) OBP: 0.200, SLG: 0.300	S F F S 0-3 ② K		C F X 0-2 ③ G6-3			X 0-0 ① G5-3		C 0-1 ③ CS 2-3	X 0-0 ① F9	4	0	0	0	0	1	0
Marquis Grissom, R (1, 7) OBP: 0.320, SLG: 0.351	X 0-0 ③ P3			B C B X 2-1 HR		F B C B F X 2-2 ② F8			X 0-0 ② G5-3	4	1	1	1	0	0	0
Tim Wallach, R (1, 5) OBP: 0.341, SLG: 0.473		F B F F B F X 2-2 1B 1B		C X 0-1 ① F7		X 0-0 ③ P3			B B X 2-0 ③ F8	4	0	1	0	0	0	0
Andres Galarraga, R (1, 3) OBP: 0.302, SLG: 0.404		C S F B B F B F X 3-2 ① F8		F X 0-1 ② G6-3			B B F X 2-1 ① G6-3			3	0	0	0	0	0	1
Orlando Mercado, R (1, 2) OBP: 0.287, SLG: 0.316		B F X 1-1 FC4-6 1-3 1B		B F S B X 2-2 ③ F9			F B F F X 1-2 ② F9			3	0	1	0	0	0	0
Spike Owen, S (1, 6) OBP: 0.335, SLG: 0.339		B C B X 2-1 ② P4			C F B F B X 2-2 ① F9		B F B F X 2-2 ③ L7			3	0	0	0	0	0	2
Johnny Paredes, R (1, 4) OBP: 0.313, SLG: 0.286		S C X 0-2 ③ FC4-6 1-2f			B X 1-0 G4-3 2B			L C X 0-2 ① P3		3	0	1	0	0	0	2
Chris Nabholz, L (1, 1)			S F B X 1-2 ① G3-1		X 0-0 ② G4-3 2-3			C S F B S 1-3 ② K		2	0	0	0	0	0	1
Rolando Roomes, R (8, PH) OBP: 0.237, SLG: 0.333										1	0	0	0	0	1	0
Tim Burke, R (9, 1) OBP: 0.333, SLG: 0.200										0	0	0	0	0	0	0

Inning Stats	1	2	3	4	5	6	7	8	9	1B	SF	WP	PA
	R: 0 H: 0 E: 0 LOB: 0 K: 1 BB: 0 S: 8 P: 8	R: 0 H: 2 E: 0 LOB: 2 K: 0 BB: 0 S: 18 P: 26	R: 0 H: 0 E: 0 LOB: 0 K: 0 BB: 0 S: 8 P: 9	R: 1 H: 1 E: 0 LOB: 0 K: 0 BB: 0 S: 9 P: 13	R: 0 H: 1 E: 0 LOB: 1 K: 0 BB: 0 S: 7 P: 10	R: 0 H: 0 E: 0 LOB: 0 K: 0 BB: 0 S: 6 P: 8	R: 0 H: 0 E: 0 LOB: 0 K: 0 BB: 0 S: 9 P: 14	R: 0 H: 1 E: 0 LOB: 0 K: 1 BB: 0 S: 9 P: 10	R: 0 H: 0 E: 0 LOB: 0 K: 0 BB: 0 S: 3 P: 5	1B: 2 2B: 2 3B: 0 HR: 1	SF: 0 SAC: 0 DP: 0 HBP: 0	WP: 0 PB: 0 SB: 0 CS: 1	PA: 32

PITCHER	IP	WLS	BF	H	R	ER	SO	BB	IBB	HBP	BLK	WP	HR	S	P	ERA	WHIP
Terry Mulholland, L (1, 1) ERA: 3.34	9.0	W	31	5	1	1	2	0	0	0	0	0	1	77	103	1.00	0.556

PITCHER	IP	WLS	BF	H	R	ER	SO	BB	IBB	HBP	BLK	WP	HR	S	P	ERA	WHIP

AB	31
R	1
H	5
RBI	1
BB	0
SO	2
LOB	7

Batter	1	2	3	4	5	6	7	8	9	AB	R	H	RBI	BB	SO	LOB
Bernard Gilkey, R (1, 7) OBP: 0.353, SLG: 0.450	1-1 S 1B		2-1 G6-3			1-0 S 1B 1-2 G1-2-3 1B		4-1 A4 D8 BB		3	0	2	0	1	0	0
Geronimo Pena, S (1, 4) OBP: 0.319, SLG: 0.268 José Oquendo, S (8, 4) OBP: 0.350, SLG: 0.316	1-1 F7 1-2			0-3 K		1-0 F7		2-3 K 1-2		4 0	0 0	0 0	0 0	0 0	2 0	4 0
Milt Thompson, L (1, 8) OBP: 0.293, SLG: 0.329	1-3 K			1-0 G5-3 1B		3-1 S 1-2 2-H 1B			1-1 G6-3	4	0	2	1	0	1	1
Todd Zeile, R (1, 5) OBP: 0.336, SLG: 0.401 Dave Collins, S (9, PR) OBP: 0.377, SLG: 0.250	3-1 G6-3			1-0 G5-3 1-2		4-0 1-2 2-3 IBB			4-2 E S BB	2 0	0 0	0 0	0 0	2 0	0 0	2 0
Rod Brewer, L (1, 3) OBP: 0.238, SLG: 0.238		0-1 L8		3-3 K		0-0 G1-2-3 3-Hf			0-0 P3	4	0	0	0	0	1	5
Craig Wilson, R (1, 9) OBP: 0.295, SLG: 0.269		2-0 G6-3			0-0 G1-3		2-2 CS 1B		3-2 L4 1-3	4	0	1	0	0	0	1
Tim Jones, L (1, 6) OBP: 0.290, SLG: 0.312		1-3 K			0-0 G6-3 1B		1-2 G4-3 1-2			3	0	1	0	0	1	1
Ray Stephens, R (1, 2) OBP: 0.182, SLG: 0.545			1-2 G4-3		0-1 G6-3 1-2f		1-3 K			3	0	0	0	0	1	1
Omar Olivares, R (1, 1) OBP: 0.167, SLG: 0.412 Felix Jose, S (8, PH) OBP: 0.311, SLG: 0.385 Mike Perez, R (8, 1)			0-1 P1			0-2 1B 1B		2-1 L3		2 1 0	1 0 0	1 0 0	0 0 0	0 0 0	0 0 0	0 0 0
Inning Stats	R: 0 E: 0 K: 1 S: 9 H: 1 LOB: 1 BB: 0 P: 15	R: 0 E: 0 K: 1 S: 6 H: 0 LOB: 0 BB: 0 P: 9	R: 0 E: 0 K: 0 S: 7 H: 0 LOB: 0 BB: 0 P: 10	R: 0 E: 0 K: 2 S: 8 H: 1 LOB: 1 BB: 0 P: 13	R: 0 E: 0 K: 0 S: 4 H: 1 LOB: 0 BB: 0 P: 4	R: 1 E: 0 K: 0 S: 8 H: 3 LOB: 2 BB: 1 P: 17	R: 0 E: 0 K: 1 S: 9 H: 1 LOB: 0 BB: 0 P: 13	R: 0 E: 0 K: 1 S: 9 H: 0 LOB: 0 BB: 1 P: 17	R: 0 E: 0 K: 0 S: 9 H: 0 LOB: 2 BB: 1 P: 17	1B: 7 2B: 0 3B: 0 HR: 0	SF: 0 SAC: 0 DP: 2 HBP: 0						

PITCHER		IP	WLS	BF	H	R	ER	SO	BB	IBB	HBP	BLK	WP	HR	S	P	ERA	WHIP
Kevin Gross, R ERA: 4.57	(1, 1)	5.0	W	19	5	1	1	4	0	0	0	0	0	0	38	56	1.80	1.000
Scott Ruskin, L ERA: 2.75	(6, 1)	2.0		7	2	0	0	1	0	1	0	0	0	0	13	25	0.00	1.000
Steve Frey, L ERA: 2.1	(8, 1)	2.0	S	7	0	0	0	1	2	0	0	0	0	0	18	34	0.00	1.000

PITCHER	IP	WLS	BF	H	R	ER	SO	BB	IBB	HBP	BLK	WP	HR	S	P	ERA	WHIP

TOP

St. Louis Cardinals @ Montreal Expos

Olympic Stadium, Montreal, QB

Tue Oct 02 1990, 7:05 PM EDT

Att. 4,636 - Dome

livebaseballscorecards.com

AB	30
R	1
H	7
RBI	1
BB	3
SO	6
LOB	15

WP: 0 PB: 0 SB: 4 CS: 1 PA: 33

Batter	1	2	3	4	5	6	7	8	9	AB	R	H	RBI	BB	SO	LOB
Otis Nixon, S (1, 7) OBP: 0.328, SLG: 0.307	C X 0-1 1B S G4-6-3 1B		F B B C F B S 3-3 ① K		S B B C B X 3-2 G3-1 1-2 1B			F C F B F X 1-2 ① L8		4	1	2	0	0	1	0
Dave Martinez, L (1, 8) OBP: 0.321, SLG: 0.425	B 1 SAFE C B X 2-1 G4-6-3 1-3 1B		B C C B X 2-2 ② F8		B X 1-0 ② G3-1 1-2 2-3			B X 1-0 ② G4-3		4	0	1	0	0	0	2
Delino DeShields, L (1, 4) OBP: 0.374, SLG: 0.393	B B 1 SAFE S 1 SAFE B X 3-1 ① ② G4-6-3 1-2f 3-H		C S B B S 2-3 ③ K		C S S 0-3 ③ K			C X 0-1 ③ G4-3		4	0	0	0	0	2	3
Tim Wallach, R (1, 5) OBP: 0.341, SLG: 0.474	X 0-0 ③ L4			C B S B B S 3-3 ① K		B X 1-0 ① G1-3				3	0	0	0	0	1	0
Larry Walker, L (1, 9) OBP: 0.325, SLG: 0.427		B B X 2-0 2B 1B		F H 1-1 FC6-4 HBP		B C C F S 1-3 ② K				2	1	1	0	0	1	0
Andres Galarraga, R (1, 3) OBP: 0.304, SLG: 0.409		B B X 2-0 G4-3 1-H 2B		C F B 1 SAFE X 1-2 ② F9		F F S 0-3 ③ K				3	0	1	1	0	1	1
Nelson Santovenia, R (1, 2) OBP: 0.213, SLG: 0.292		B B X 2-0 ① G4-3 2-3		B B X 2-0 ③ FC6-4 1-2f			F B F X 1-2 ① G6-3			3	0	0	0	0	0	2
Tom Foley, L (1, 6) OBP: 0.267, SLG: 0.239		B S B X 2-1 ② F8			F X 0-1 ① F7		B X 1-0 ② F7			3	0	0	0	0	0	1
Kevin Gross, R (1, 1) OBP: 0.231, SLG: 0.340 Scott Ruskin, R (6, 1) OBP: 0.250, SLG: 0.625 Mike Aldrete, L (7, PH) OBP: 0.385, SLG: 0.317 Steve Frey, R (8, 1)		B X 1-0 ③ G6-3			C F X 0-2 G3-1 1B 1B		B B B C X 3-1 ③ L8			2 0 1 0	0 0 0 0	1 0 0 0	0 0 0 0	0 0 0 0	0 0 0 0	1 0 0 0
Inning Stats	R: 1 H: 2 E: 0 LOB: 0 K: 0 BB: 0 S: 7 P: 12	R: 1 H: 2 E: 0 LOB: 1 K: 0 BB: 0 S: 6 P: 15	R: 0 H: 0 E: 0 LOB: 0 K: 2 BB: 0 S: 10 P: 17	R: 0 H: 0 E: 0 LOB: 1 K: 1 BB: 0 S: 8 P: 15	R: 0 H: 2 E: 0 LOB: 2 K: 1 BB: 0 S: 12 P: 16	R: 0 H: 0 E: 0 LOB: 0 K: 2 BB: 0 S: 8 P: 10	R: 0 H: 0 E: 0 LOB: 0 K: 0 BB: 0 S: 6 P: 11	R: 0 H: 0 E: 0 LOB: 0 K: 0 BB: 0 S: 8 P: 10		1B: 5 SF: 0 2B: 1 SAC: 0 3B: 0 DP: 1 HR: 0 HBP: 1						WP: 0 PA: 30 PB: 0 SB: 1 CS: 0

PITCHER	IP	WLS	BF	H	R	ER	SO	BB	IBB	HBP	BLK	WP	HR	S	P	ERA	WHIP
Omar Olivares, R (1, 1) ERA: 2.92	7.0	L	27	6	2	2	6	0	0	1	0	0	0	57	96	2.57	0.857
Mike Perez, R (8, 1) ERA: 4.05	1.0		3	0	0	0	0	0	0	0	0	0	0	8	10	0.00	0.000

PITCHER	IP	WLS	BF	H	R	ER	SO	BB	IBB	HBP	BLK	WP	HR	S	P	ERA	WHIP

BOTTOM

St. Louis Cardinals @ Montreal Expos

Olympic Stadium, Montreal, QB

Tue Oct 02 1990, 7:05 PM EDT

Att. 4,636 - Dome

livebaseballscorecards.com

AB	29
R	2
H	6
RBI	1
BB	0
SO	6
LOB	10